


AP



EXHAUST TECHNOLOGIES®



1994
& EARLIER

Exhaust
Systems
Catalog


:: Mufflers :: Exhaust Pipes :: Catalytic Converters :: Accessories ::

MADE IN U.S.A.
INLET

Be Car Care Aware™



THE MANUFACTURING PROCESS



ENGINEERING


ENGINEERING

AP Exhaust Technologies is recognized as one of the world's most innovative producers of aftermarket exhaust and emission systems. At AP, development of these products begins in our engineering technical center

where application research, and the use of state-of-the-art CAD systems, connect with prototyping, and tooling design processes for quicker development and release of new exhaust and emission products.

AP

EXHAUST TECHNOLOGIES®



MANUFACTURING

MANUFACTURING

The minute a part is sold, the process begins for replenishment. AP deploys throughout its 440,000 ft² manufacturing facility a linked production system that consistently produces parts for an on-time delivery to our distribution center. Advanced automation, robotics, and computer controlled equipment assure that quality parts are in position at the right time.

With multiple production areas ranging from steel coil processing, muffler assembly, pipe bending, and catalytic converter welding this modern approach to manufacturing reduces production lead times, and improves the quality of the products and accentuates the responsiveness to AP customer needs.

DISTRIBUTION

DISTRIBUTION

AP's strength is in our consistently high order fill rate maintained across all product lines. From our 250,000 ft² distribution center, daily shipments are processed quickly and accurately assuring that AP customers have the products they need in stock at all times. Using the latest in distribution processes and equipment, AP is leading the way in customer service and delivery.



COMPREHENSIVE PRODUCT ASSORTMENT

OE REPLACEMENT



WELDED ASSEMBLIES



CATALYTIC CONVERTERS



PREBENT PIPES



PERFORMANCE



HEAVY DUTY



MADE IN USA

1211



HOW TO USE THIS CATALOG

Revised format:

The format of the exhaust application section of this catalog has been enhanced to simplify the look-up process. All specific vehicle application diagrams are listed in order by make, model, and then year, sequenced first by numbers then by letter.

To find your exhaust application quickly, follow these easy steps:

1. Locate the vehicle make and model in the Table of Contents section and proceed to the page number listed.
2. Applications are listed in order by newest to oldest model years. The first application listed will contain the newest year of coverage available, then going from the smallest to the largest model engine.
3. Appropriate footnote explanations will appear at the bottom of each page.
4. When optional parts are available, the information will appear at the bottom of each exhaust diagram image.

HOW TO IDENTIFY MODEL YEAR

Making The Vehicle VIN Work For You

Since 1981 models, Vehicle Identification Numbers have been in a 17-character format.


Each character or group of characters explains a particular trait of that vehicle. To properly identify vehicle applications in this catalog, you will need to familiarize yourself with the following 3 characters:

Character #5 - Engine Code

Character #10 - Model Year

Character #11 - Assembly Plant location.

A=1980	L=1990	Y=2000	A=2010
B=1981	M=1991	1=2001	B=2011
C=1982	N=1992	2=2002	C=2012
D=1983	P=1993	3=2003	D=2013
E=1984	R=1994	4=2004	E=2014
F=1985	S=1995	5=2005	F=2015
G=1986	T=1996	6=2006	G=2016
H=1987	V=1997	7=2007	H=2017
J=1988	W=1998	8=2008	J=2018
K=1989	X=1999	9=2009	K=2019



VIN Locations:

- Lower driver's side dashboard corner of windshield

OR

- On doorpost where driver's door latch meets.

On-Line VIN Decoding Help

Using Keywords:

- > Free VIN Check
- > Free VIN Decoder
- > Free VIN History
- > Free VIN Search

MODEL IDENTIFICATIONS



Pickup
Camionnette



Van
Furgoneta
Fourgonnette

	1/2 Ton	3/4 Ton	1 Ton	1-1/2 Ton	2 Ton	2-1/2 Ton	3 Ton
CHEVROLET							
Luv							
Astro Van							
Blazer	K10						
Van	G10	G20	G30				
Suburban	C10, R10, C1500						
S10/T10							
Pickup	C10, R10, C1500	C20, R20 C2500	C30, R30, C3500				
4 Wheel Drive	K10, V10, K1500	K20, V20, K2500	K30, V30, K3500				
Forward Control	P10	P20	P30				
Conventional Cab				C40, C50	C60	C70	C65, C80
Tilt Cab				C40, C50	C60		C65
Tandem				C50	C60		C65
DODGE							
Dakota							
Raider							
Ramcharger	AD100, AW100						
Van	A100, B100 Caravan	B200	B300				
Pickup	D100, R1500	D200, R2500	D300, D3500				
Forward Control		P200	P300	P400			
4 Wheel Drive	W100, R1500	W200, R2500	W300, R3500		W500	W600	
Conventional Cab				D400	D500	D600	
Tilt Cab						L600	
Low Cab Forward					C500	C600	
Motor Home			M300	M400			
PLYMOUTH							
Trail Duster	PD100, PW100						
Van	B100 Voyager	B200	B300				
4 Wheel Drive	W100						
FORD							
Aerostar Van	A						
Bronco	U100, U150						
Bronco II	B						
Courier							
Econoline Van	E100, E150	E200, E250	E300, E350				
Explorer	B						
Ranger	R						
Pickup	F100, F150	F250	F350				
Forward Control	P100	P350	P400	P500			
Conventional Cab				F500, N500	F600, N600		
Tilt Cab				C500, C550, C600			
GMC							
Caballero/Sprint	Utility						
Jimmy/Yukon	K1500						
Safari Van							
S15/T15 Sonoma							
Van	G1500 G1600, G1630	G1000, G2500 G2630	G3500				

MODEL IDENTIFICATIONS



Panel



Crew
Compartment
Pickup

	1/2 Ton	3/4 Ton	1 Ton	1-1/2 Ton	2 Ton	2-1/2 Ton	3 Ton
GMC							
Pickup	C1500, R1500	C2500, R2500	C3500, R3500				
Forward Control	P1000	P2500	P3500	P4500			
4 Wheel Drive	K1500, V1500	K2500, V2500	K3500, V3500				
Conventional Cab	1001, 1002, 1502	2500	3500	4000	5500		6500
Tilt Cab			L3500		5500		6500
INTERNATIONAL HARVESTER							
Pickup	900, 1000, 1100	1200	1300				
Travelall	1000, 1100	1200					
Step Van	1100	1200	1400	1500		1600	
Platform				1500			
Conventional Cab						1600	
Tilt Cab						1600	
Scout	80						

- CLASS I** Up to 6,000 Lbs. G.V.W.
- CLASS II** 6,001-10,000 Lbs. G.V.W.
- CLASS III** 10,001-14,000 Lbs. G.V.W.
- CLASS IV** 14,001-16,000 Lbs. G.V.W.
- CLASS V** 16,001-19,500 Lbs. G.V.W.
- CLASS VI** 19,501-26,000 Lbs. G.V.W.
- CLASS VII** 26,001-33,000 Lbs. G.V.W.
- CLASS VIII** 33,000 Lbs. & Up G.V.W.

- CLASSE I** Jusqu'à 6 000 lb PTAC
- CLASSE II** 6 001-10 000 lb PTAC
- CLASSE III** 10 001-14 000 lb PTAC
- CLASSE IV** 14 001-16 000 lb PTAC
- CLASSE V** 16 001-19 500 lb PTAC
- CLASSE VI** 19 501-26 000 lb PTAC
- CLASSE VII** 26 001-33 000 lb PTAC
- CLASSE VIII** 33 000 lb et plus PTAC

- CLASE I** hasta 6.000 libras de TARA
- CLASE II** entre 6.001 y 10.000 libras de TARA
- CLASE III** entre 10.001 y 14.000 libras de TARA
- CLASE IV** entre 14.001 y 16.000 libras de TARA
- CLASE V** entre 16.001 y 19.500 libras de TARA
- CLASE VI** entre 19.501 y 26.000 libras de TARA
- CLASE VII** entre 26.001 y 33.000 libras de TARA
- CLASE VIII** 33.000 libras y superior de TARA

HOW TO DETERMINE ENGINE SIZE AND MODEL YEAR

IN MANY APPLICATION LISTINGS IN THE CATALOG, IT IS REQUIRED FOR YOU TO KNOW THE PROPER ENGINE SIZE.

The following information will allow you to determine proper model year and engine size:

FOR	MODEL YEAR	ENGINE TYPE
ACURA	86-06	10th DIGIT
		NOT IDENTIFIED IN VIN EXC. FOR 96-99 SLX
AMC	81-88	10th DIGIT
	75-80	2nd DIGIT
		4th DIGIT
		7th DIGIT
AUDI	81-06	10th DIGIT
		NOT IDENTIFIED IN VIN
BMW	81-06	10th DIGIT
		NOT IDENTIFIED IN VIN
BUICK	81-08	10th DIGIT
		8th DIGIT
CADILLAC	81-08	10th DIGIT
		8th DIGIT
CHEVROLET	81-08	10th DIGIT
	75-80	6th DIGIT
		8th DIGIT
		5th DIGIT
CHEVROLET TRUCK	81-08	10th DIGIT
	75-80	6th DIGIT
		8th DIGIT
		3rd DIGIT
CHRYSLER	81-08	10th DIGIT
	75-80	6th DIGIT
		8th DIGIT
		5th DIGIT
DAIHATSU	88-92	10th DIGIT
		8th DIGIT

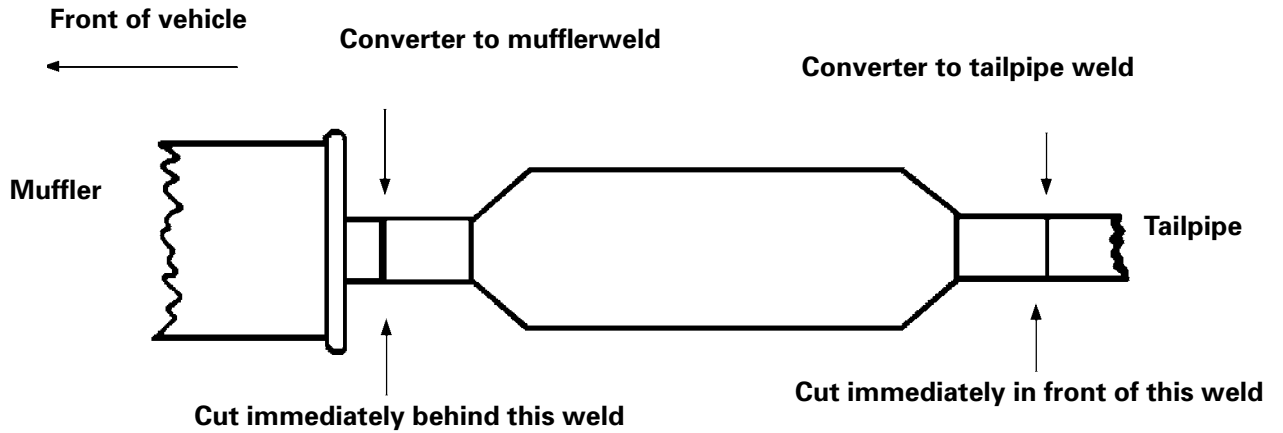
GENERAL INFO

FOR	MODEL YEAR	ENGINE TYPE	
DODGE	81-99	10th DIGIT	8th DIGIT
	75-80	6th DIGIT	5th DIGIT
DODGE TRUCK	81-89	10th DIGIT	8th DIGIT
	75-80	6th DIGIT	5th DIGIT
EAGLE	88-98	10th DIGIT	8th DIGIT
FIAT	79-85	NOT IDENTIFIED IN VIN	NOT IDENTIFIED IN VIN
FORD (EXC. FIESTA)	81-09	10th DIGIT	8th DIGIT
	75-80	1st DIGIT	5th DIGIT
FORD TRUCK (EXC. COURIER)	81-09	10th DIGIT	8th DIGIT
	75-80	NOT IDENTIFIED IN VIN	4th DIGIT
FORD COURIER		5th DIGIT	4th DIGIT
GEO	89-97	10th DIGIT	8th DIGIT
GMC TRUCK	81-08	10th DIGIT	8th DIGIT
	75-80	6th DIGIT	3rd DIGIT
HONDA	80-04	10th DIGIT	NOT IDENTIFIED IN VIN (8th Digit Passport)
HYUNDAI	86-05	10th DIGIT	8th DIGIT
INFINITI	90-05	10th DIGIT	4th DIGIT - 90 to 99 Models only
ISUZU	81-04	10th DIGIT	8th DIGIT
JEEP	89-07	10th DIGIT	8th DIGIT
	81-88	10th DIGIT	6th DIGIT
	75-80	2nd DIGIT	7th DIGIT
KIA	96-05	10th DIGIT	8th DIGIT
	94-95	10th DIGIT	NOT IDENTIFIED IN VIN
LEXUS	90-04	10th DIGIT	4th DIGIT - 90 to 99 Models only
LINCOLN	81-09	10th DIGIT	8th DIGIT
	75-80	1st DIGIT	5th DIGIT
MAZDA	81-06	10th DIGIT	NOT IDENTIFIED IN VIN
	75-80	NOT IDENTIFIED IN VIN	4th DIGIT
MERCURY	81-09	10th DIGIT	8th DIGIT
MERCEDES-BENZ	81-04	10th DIGIT	NOT IDENTIFIED IN VIN
	75-80	NOT IDENTIFIED IN VIN	NOT IDENTIFIED IN VIN
MERKUR	85-90	10th DIGIT	8th DIGIT
MITSUBISHI	83-04	10th DIGIT	8th DIGIT
NISSAN	81-05	NOT IDENTIFIED IN VIN	NOT IDENTIFIED IN VIN
OLDSMOBILE	81-04	10th DIGIT	8th DIGIT
	75-80	6th DIGIT	8th DIGIT
PLYMOUTH	81-01	10th DIGIT	8th DIGIT
	75-80	6th DIGIT	5th DIGIT
PLYMOUTH TRUCK	81-00	10th DIGIT	8th DIGIT
	75-80	6th DIGIT	5th DIGIT
PONTIAC	81-08	10th DIGIT	8th DIGIT
	75-80	6th DIGIT	5th DIGIT
PORSCHE	81-04	10th DIGIT	NOT IDENTIFIED IN VIN
	80	3rd DIGIT	NOT IDENTIFIED IN VIN
	75-79	4th DIGIT	NOT IDENTIFIED IN VIN
RANGE ROVER/LAND ROVER	87-98	10th DIGIT	7th DIGIT
RENAULT	83-87	10th DIGIT	4th or 5th DIGIT
	75-80	NOT IDENTIFIED IN VIN	NOT IDENTIFIED IN VIN

ENGINE SYSTEM CERTIFICATION

All exhaust system parts listed in this catalog comply with the exhaust system certification regulations of the state of California except as noted.

REAR CONVERTERS CUT-OFF INSTRUCTIONS

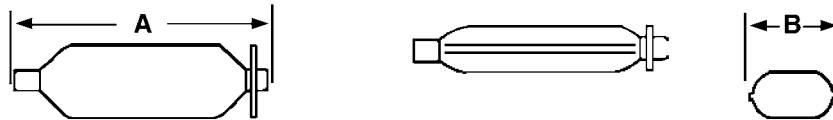


88-89 8 cyl., C3500, K3500

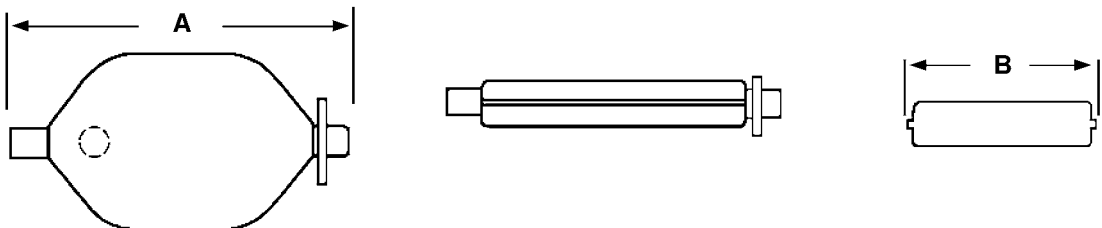
88-89 8 Cil., C3500, K3500

GM CATALYTIC CONVERTER IDENTIFICATION

GM cars were produced with various size catalytic converters. The drawings below show dimensions of the various converters available.



GM Dual Bed Monolithic Converter		
	Dim. A	Dim. B
Full & Mid-Size Cars	18"	6½"
Chevette & T1000	15½"	6½"



GM Single Bed Monolithic Converter		
	Dim. A	Dim. B
Full & Mid-Size Cars	18"	12½"
Chevette & T1000	15½"	8½"

OBD II

A GENERAL DESCRIPTION

OBD II refers to the On Board Diagnostics Generation Two Emissions System. This system first came into use on some 1995 passenger cars and all 1996 passenger cars and light duty trucks (generally, trucks with a G.V.W. of less than 8,500 lbs.)

OBD II systems monitor all emission control related devices on the vehicle. The functions monitored are as follows:

- Catalyst Efficiency
- Oxygen Sensor Response
- Engine Misfire
- Evaporative Emission Leaks
- Fuel System Supply
- EGR System
- Secondary Air Injection System
- Engine Sensor Output

When a component or a system fails, the **MIL** (Malfunction Indicator Light), **Check Engine** light or **Service Engine** light will illuminate, alerting the driver that the vehicle needs servicing.

As for catalyst efficiency the system functions are as described below:

The OBD II system uses a rear or post converter oxygen sensor to monitor the percent content of oxygen leaving the catalyst as the engine fuel system cycles from rich to lean in response to the before catalyst (Pre-converter) oxygen sensor signal. The catalyst washcoat stores some oxygen during the lean cycles to aid in the oxidation process and releases it during the rich cycles. The rear oxygen sensor will produce a steady voltage signal if the catalyst oxygen storage capacity is correct. A fluctuating signal is an indication that the catalyst is not functioning properly and the **MIL** will come on.

Diagnosing is done with an OBD II scanner or through conventional sensor testing. Currently only the state of California prohibits the use of aftermarket converters for use on OBD II vehicles unless they have been shown to meet California Air Resources Board requirements. The United States Environmental Protection Agency does allow for aftermarket converter use and a copy of their position is shown on the following page.



UNITED STATES ENVIRONMENTAL PROTECTION AGENCY
WASHINGTON, D.C. 20460

August 2, 2000

OFFICE OF
AIR AND RADIATION

This is in response to your recent request for clarification concerning the sale of aftermarket converters for use on OBDII vehicles.

At the present time, the aftermarket converter policy does not specifically address the sale and/or use of aftermarket converters for OBDII vehicles. Therefore, at this time, my opinion is that companies can market and install aftermarket converters if they meet all the requirements of our policy, specify that their use will meet the requirements of the policy for these type of vehicles, specify which specific vehicles they can be used on, and provide the required warranty for the required time periods. The required aftermarket converter warranty should cover any converters in which the MIL illuminates because of a catalyst failure so manufacturers should only market aftermarket converters for those vehicles which are also good enough that the catalyst monitor will not detect a problem for the required 25,000 mile performance period. Thus, the liability for a catalyst failure within the required warranty period would be on the converter manufacturer and the installer if they market or install the aftermarket converters for those applications.

There are still restrictions that aftermarket converters can only be installed on vehicles under certain limited circumstances such as only after the emissions control warranty (8/80 for catalysts on 1995 and newer vehicles) expires, etc. Therefore, at this time, I see a limited need for these installations. However, this will obviously be more of an issue in the future.

I hope this responds to your questions. Please feel free to contact me if you have further questions, comments, or suggestions concerning this issue.

Sincerely,

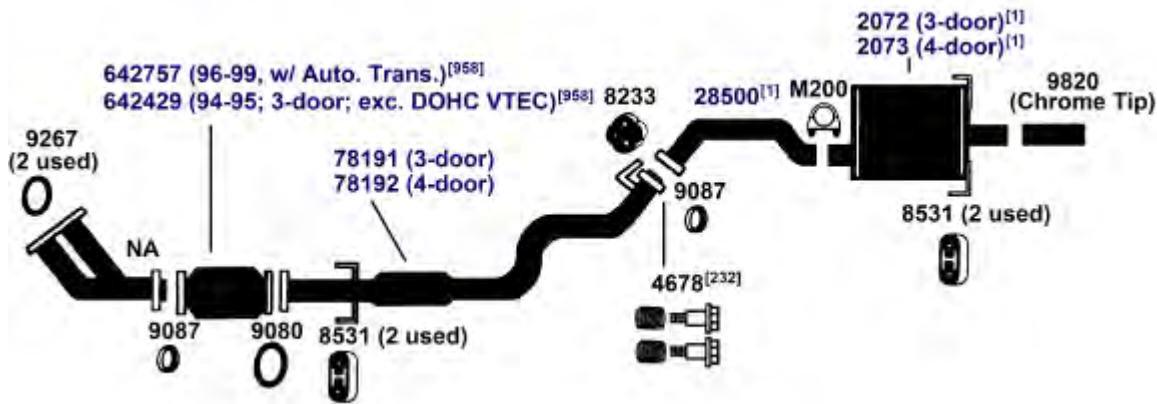
Steve Albrink
Certification & Compliance Division
Office of Transportation and Air Quality

GENERAL INFO

ACURA

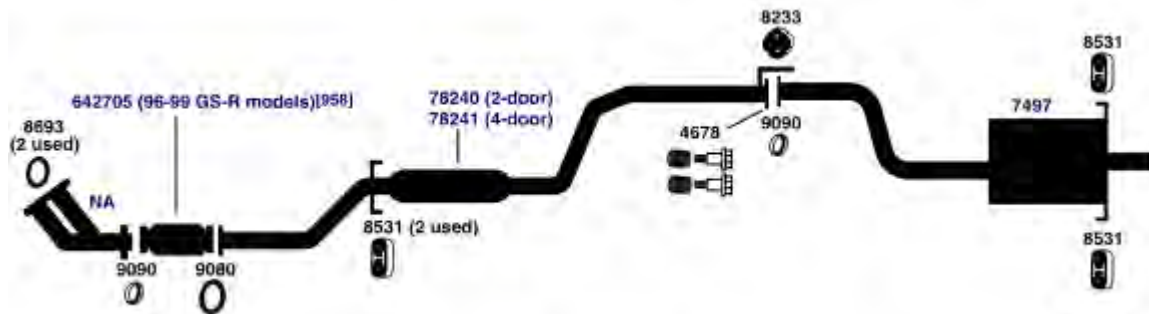
ACURA INTEGRA

(10807) 1994 4 Cyl. Integra RS, LS, GS; 1.8L Engine

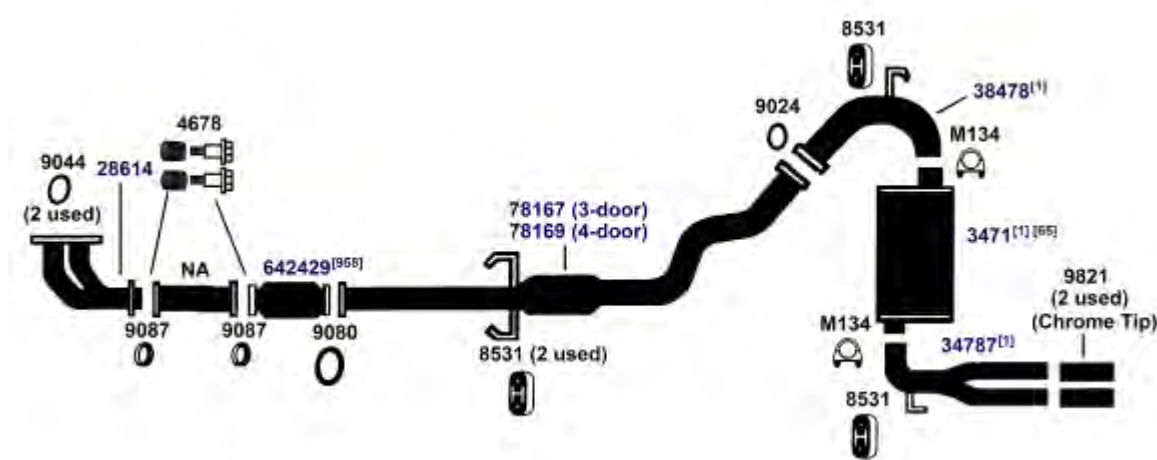


DIRECT FIT MSL/MAXIMUM Muffler... 700351 (3-door), 700352 (4-door)

(100712) 1994 4 Cyl. Integra GS-R, Type R; 1.8L VTEC Engine



(10805) 92-93 4 Cyl. Integra 1.8L Engine, 3-Door, 4-Door; Auto. Trans.



DIRECT FIT MSL/MAXIMUM Muffler... 700132, UNIVERSAL FIT MSL/MAXIMUM Muffler... 6681, 709011

NA-Not Available. NR-Not Required. FL-Remove and Re-Use Old Flange. ● Golden Warehouse. O.E.-Original Equipment.
Airtube Kit [4948] may be required to complete installation. EFI-Electronic Fuel Injection.

[1] OE system was a welded assembly. It is recommended that all parts noted [1] should be replaced.

[65] Heat Shield 9206 is required for installation.

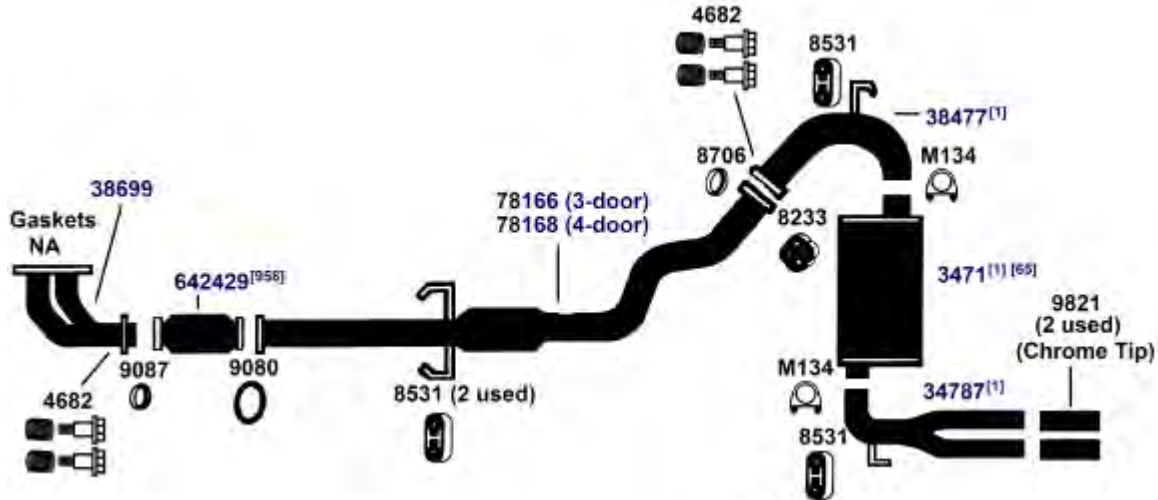
[98] Refer to current Catalytic Converter catalog or Website catalog for availability.

[232] May not be required.

[958] Federal & California Emission vehicles. Not legal for sale for vehicles licensed in California.

92-93 4 Cyl. Integra 1.8L Engine, 3-Door, 4-Door; Manual Trans.

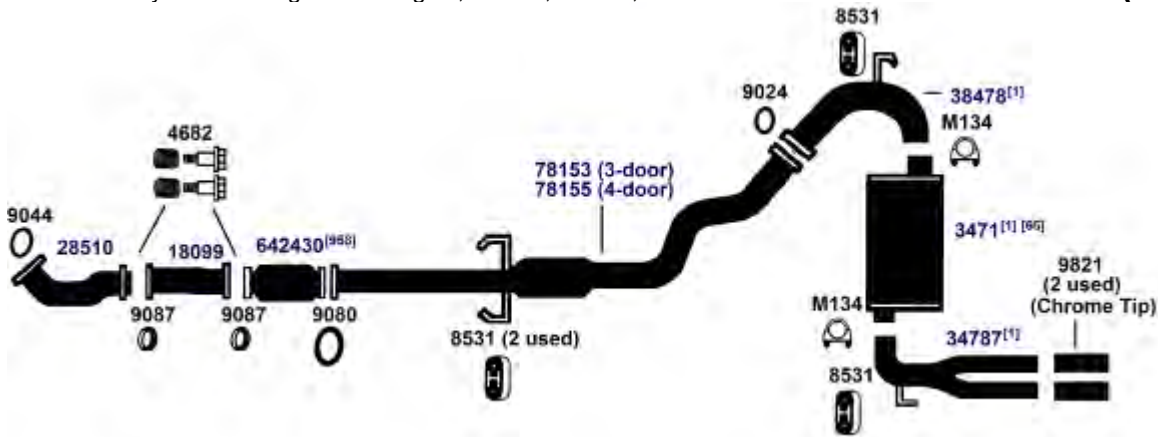
(10804)



DIRECT FIT MSL/MAXIMUM Muffler... 700132, UNIVERSAL FIT MSL/MAXIMUM Muffler... 6681, 709011

90-91 4 Cyl. Integra 1.8L Engine, 3-Door, 4-Door; Auto. Trans.

(10803)



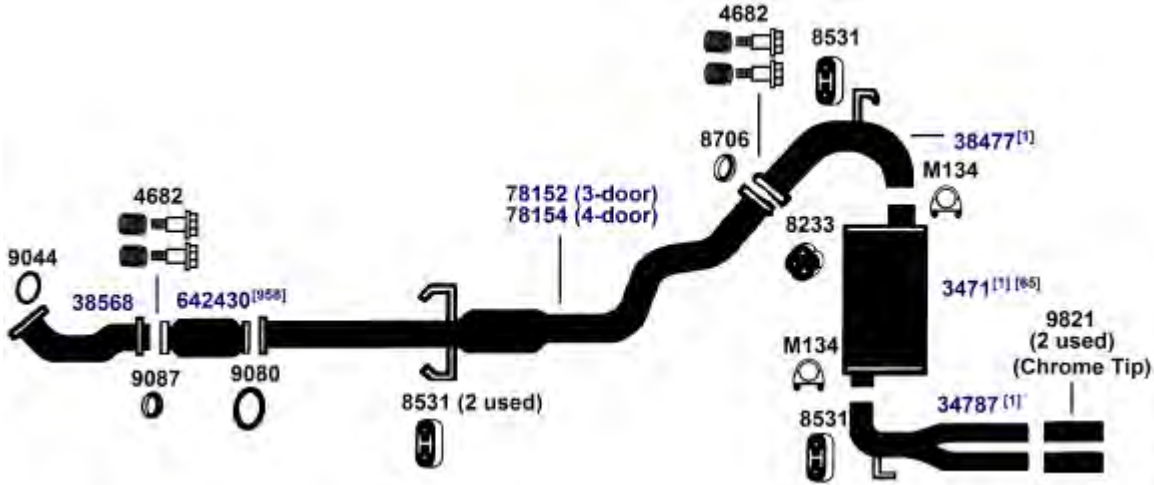
DIRECT FIT MSL/MAXIMUM Muffler... 700132, UNIVERSAL FIT MSL/MAXIMUM Muffler... 6681, 709011

NA-Not Available. NR-Not Required. FL-Remove and Re-Use Old Flange. ● Golden Warehouse. O.E.-Original Equipment.
 # Airtube Kit [4948] may be required to complete installation. EFI-Electronic Fuel Injection.

- [1] OE system was a welded assembly. It is recommended that all parts noted [1] should be replaced.
- [65] Heat Shield 9206 is required for installation.
- [958] Federal & California Emission vehicles. Not legal for sale for vehicles licensed in California.

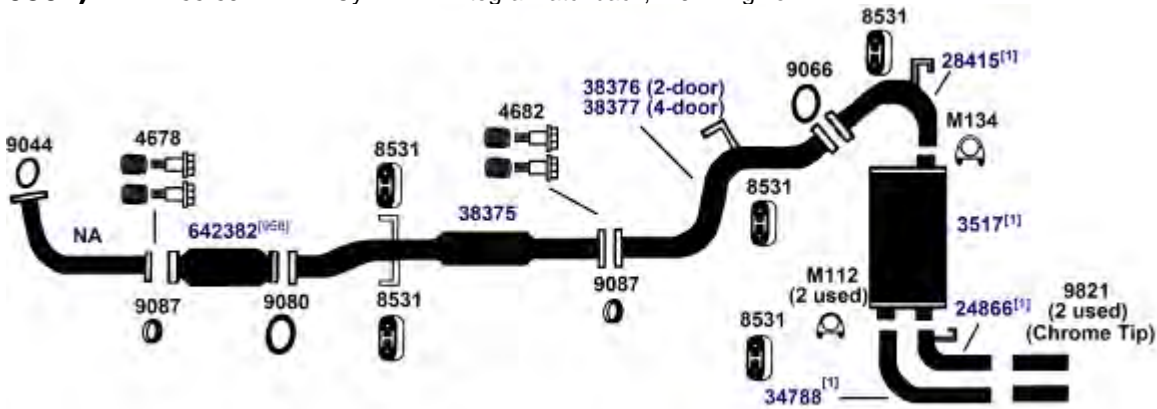
ACURA INTEGRA

(10802) 90-91 4 Cyl. Integra 1.8L Engine, 3-Door, 4-Door; Manual Trans.



DIRECT FIT MSL/MAXIMUM Muffler... 700132, UNIVERSAL FIT MSL/MAXIMUM Muffler... 6681, 709011

(10801) 88-89 4 Cyl. Integra Hatchback, 1.6L Engine



DIRECT FIT MSL/MAXIMUM Muffler... 6685

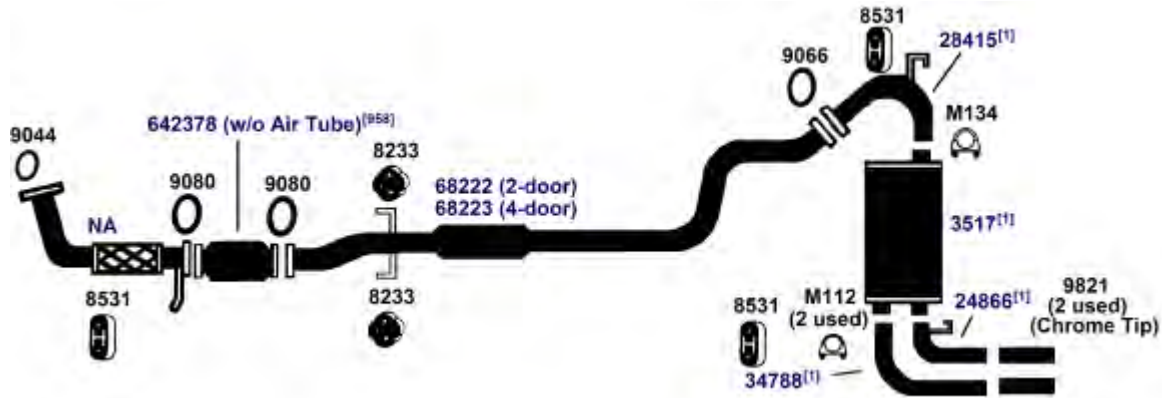
NA-Not Available. NR-Not Required. FL-Remove and Re-Use Old Flange. ● Golden Warehouse. O.E.-Original Equipment.
 # Airtube Kit [4948] may be required to complete installation. EFI-Electronic Fuel Injection.

[1] OE system was a welded assembly. It is recommended that all parts noted [1] should be replaced. [958] Federal & California Emission vehicles. Not legal for sale for vehicles licensed in California.

[65] Heat Shield 9206 is required for installation.

86-87 4 Cyl. Integra Hatchback, 1.6L Engine

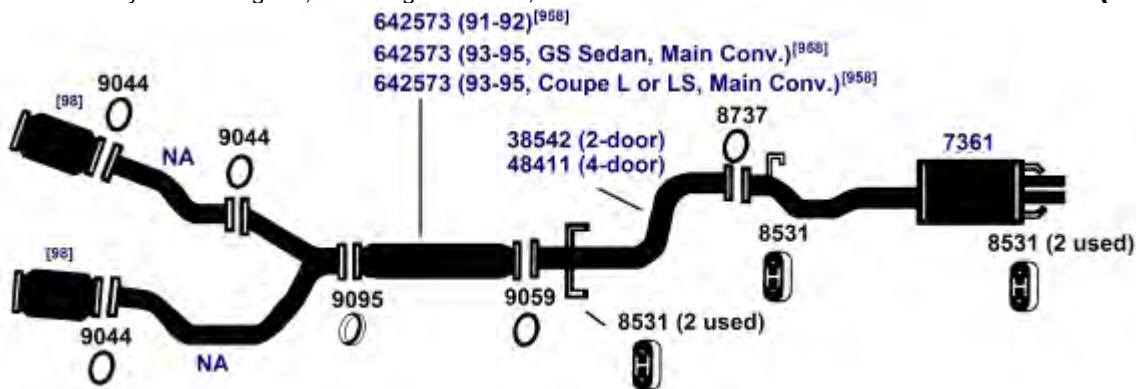
(10800)



DIRECT FIT MSL/MAXIMUM Muffler... 6685

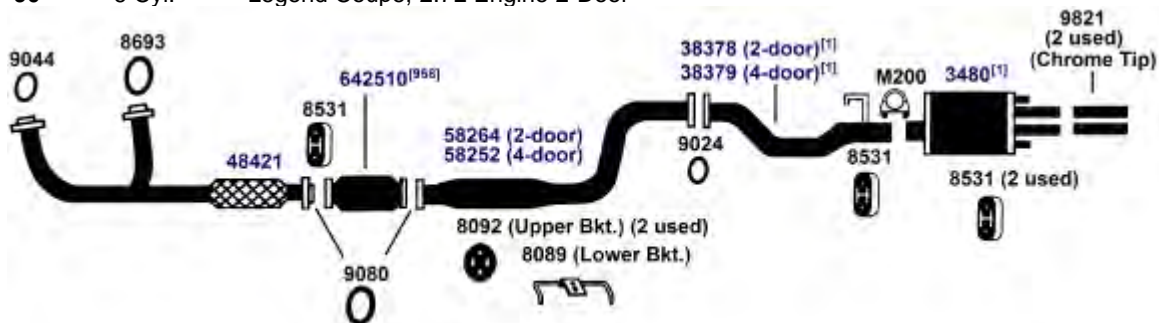
91-94 6 Cyl. Legend; 3.2L Engine 2-Door, 4-Door

(10852)



89-90 6 Cyl. Legend Sedan 2.7L Engine; 4-Door
87-90 6 Cyl. Legend Coupe, 2.7L Engine 2-Door

(10851)



DIRECT FIT MSL/MAXIMUM Muffler... 700161

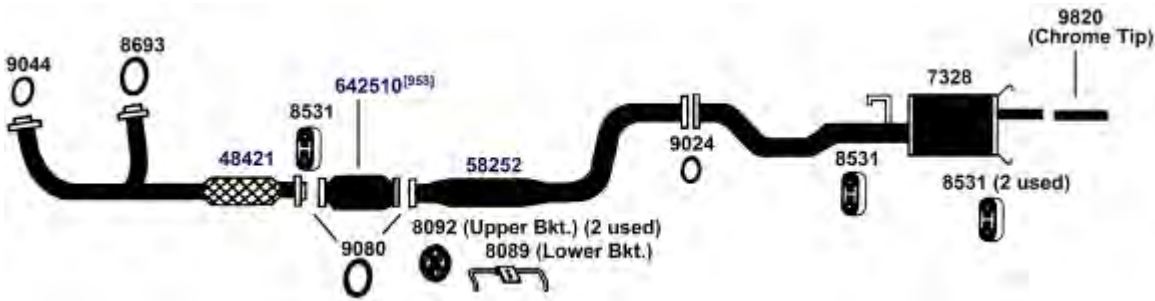
NA-Not Available. NR-Not Required. FL-Remove and Re-Use Old Flange. ● Golden Warehouse. O.E.-Original Equipment.
Airtube Kit [4948] may be required to complete installation. EFI-Electronic Fuel Injection.

[1] OE system was a welded assembly. It is recommended that all parts noted [1] should be replaced.
[98] Refer to current Catalytic Converter catalog or Website catalog for availability.

[958] Federal & California Emission vehicles. Not legal for sale for vehicles licensed in California.

ACURA LEGEND

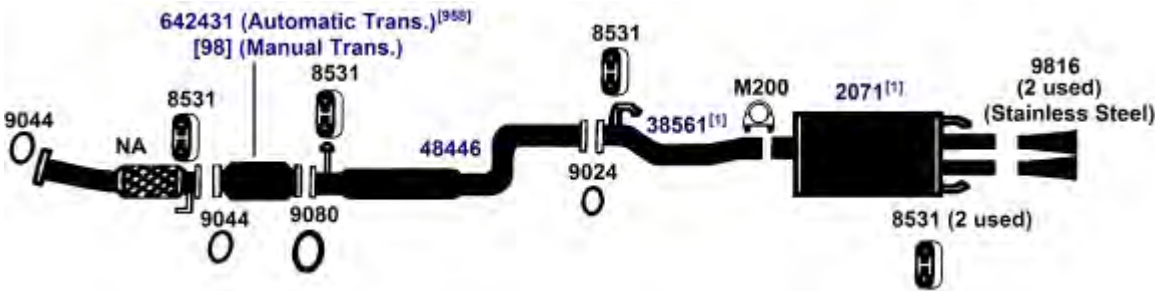
(10850) 1988 6 Cyl. Legend Sedan 2.7L Engine 4-Door
 86-87 6 Cyl. Legend Sedan 2.5L Engine 4-Door



UNIVERSAL FIT MSL/MAXIMUM Muffler... 6506, 6681

ACURA VIGOR

(14175) 92-94 5 Cyl. Vigor, 2.5L Engine

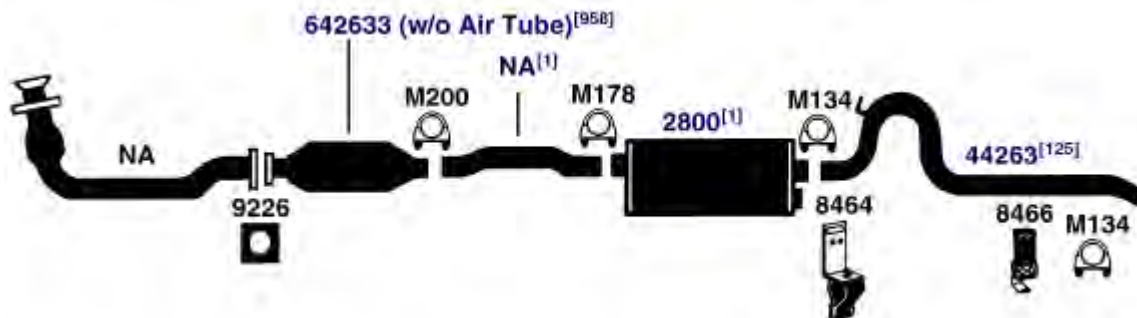


DIRECT FIT MSL/MAXIMUM Muffler... 700223

AMERICAN MOTORS

AMERICAN MOTORS CONCORD, AMX

(112) 1983 6 Cyl. Concord, with Pre Converter and Catalytic Converter



DIRECT FIT MSL/MAXIMUM Muffler... 6552, UNIVERSAL FIT MSL/MAXIMUM Muffler... 6503, 709008

NA-Not Available. NR-Not Required. FL-Remove and Re-Use Old Flange. ● Golden Warehouse. O.E.-Original Equipment.
 # Airtube Kit [4948] may be required to complete installation. EFI-Electronic Fuel Injection.

[1] OE system was a welded assembly. It is recommended that all parts noted [1] should be replaced.

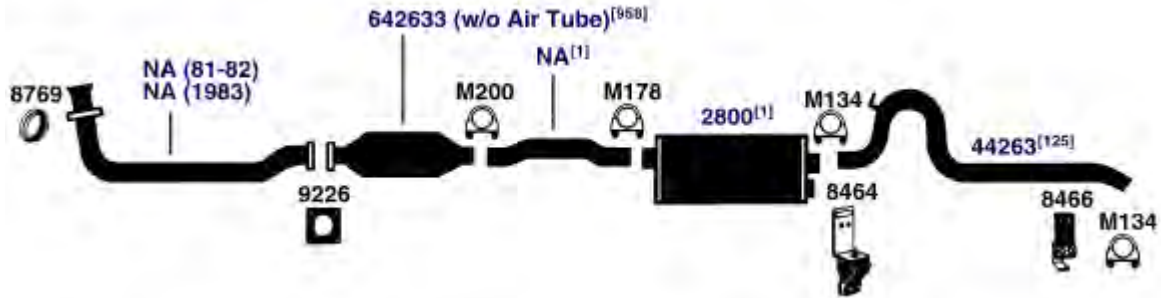
[98] Refer to current Catalytic Converter catalog or Website catalog for availability.

[125] Welded bracket on tail pipe will not be required on any installation in which exhaust system is hung by bracket on muffler.

[958] Federal & California Emission vehicles. Not legal for sale for vehicles licensed in California.

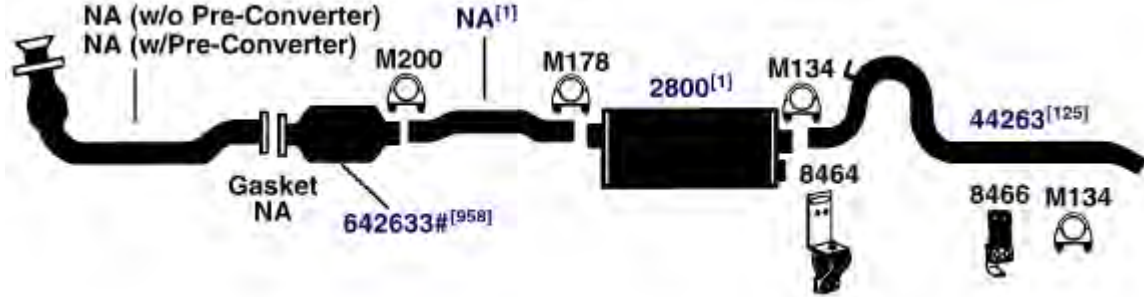
AMERICAN MOTORS CONCORD, AMX

81-83 6 Cyl. Concord, with Catalytic Converter **(111)**



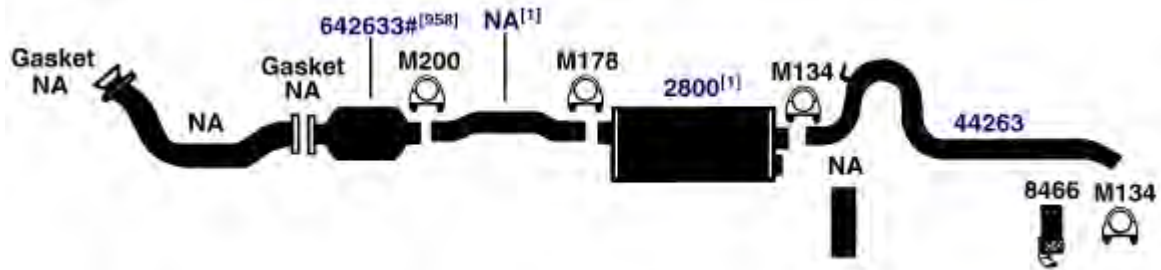
DIRECT FIT MSL/MAXIMUM Muffler... 6552, UNIVERSAL FIT MSL/MAXIMUM Muffler... 6503, 709008

81-82 4 Cyl. Concord, with Catalytic Converter **(110)**



DIRECT FIT MSL/MAXIMUM Muffler... 6552, UNIVERSAL FIT MSL/MAXIMUM Muffler... 6503, 709008

1980 4 Cyl. Concord, with Catalytic Converter **(108)**



DIRECT FIT MSL/MAXIMUM Muffler... 6552, UNIVERSAL FIT MSL/MAXIMUM Muffler... 6503, 709008

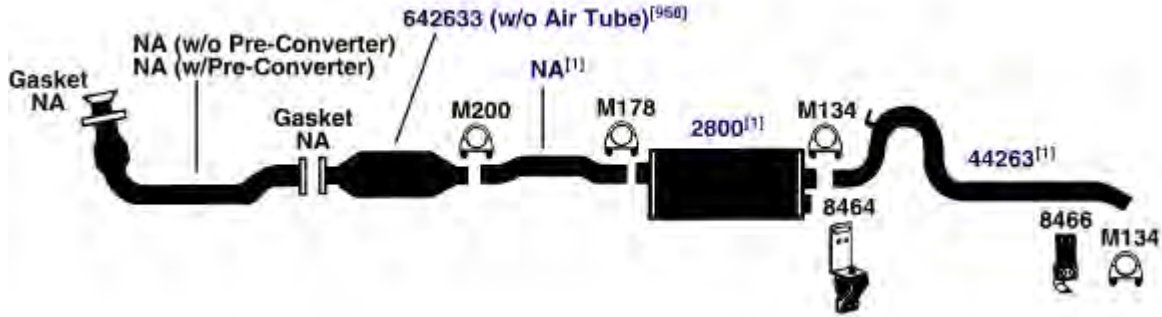
NA-Not Available. NR-Not Required. FL-Remove and Re-Use Old Flange. ● Golden Warehouse. O.E.-Original Equipment.
Airtube Kit [4948] may be required to complete installation. EFI-Electronic Fuel Injection.

[1] OE system was a welded assembly. It is recommended that all parts noted [1] should be replaced.
[98] Refer to current Catalytic Converter catalog or Website catalog for availability.

[125] Welded bracket on tail pipe will not be required on any installation in which exhaust system is hung by bracket on muffler.
[958] Federal & California Emission vehicles. Not legal for sale for vehicles licensed in California.

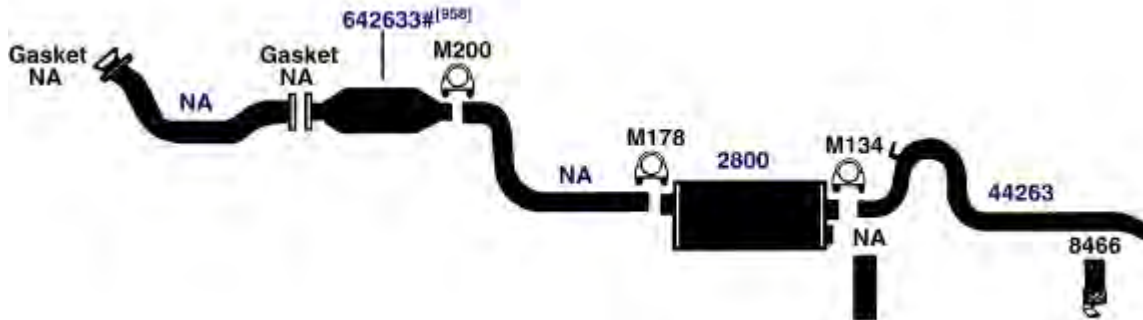
AMERICAN MOTORS CONCORD, AMX

(107) 1980 6 Cyl. Concord, with Catalytic Converter



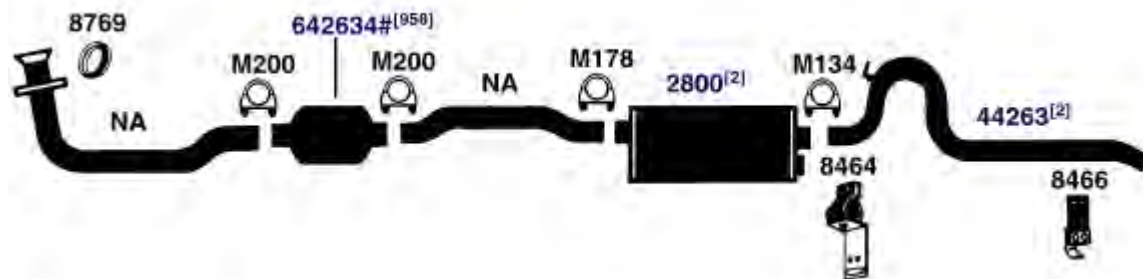
DIRECT FIT MSL/MAXIMUM Muffler... 6552, UNIVERSAL FIT MSL/MAXIMUM Muffler... 6503, 709008

(106) 1979 4 Cyl. Concord, with Catalytic Converter



DIRECT FIT MSL/MAXIMUM Muffler... 6552, UNIVERSAL FIT MSL/MAXIMUM Muffler... 6503, 709008

(104) 1979 6 Cyl. Concord, AMX, Station Wagon; with Catalytic Converter



DIRECT FIT MSL/MAXIMUM Muffler... 6552, UNIVERSAL FIT MSL/MAXIMUM Muffler... 6503, 709008

NA-Not Available. NR-Not Required. FL-Remove and Re-Use Old Flange. ● Golden Warehouse. O.E.-Original Equipment.
Airtube Kit [4948] may be required to complete installation. EFI-Electronic Fuel Injection.

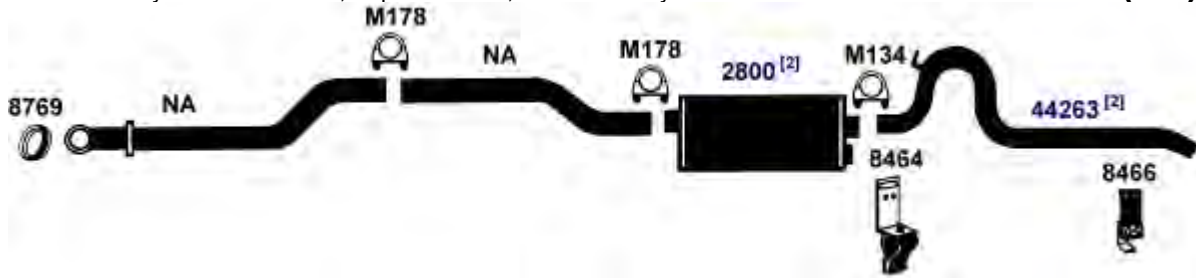
[1] OE system was a welded assembly. It is recommended that all parts noted [1] should be replaced.

[2] May be necessary to replace all noted [2] parts.

[98] Refer to current Catalytic Converter catalog or Website catalog for availability.
[958] Federal & California Emission vehicles. Not legal for sale for vehicles licensed in California.

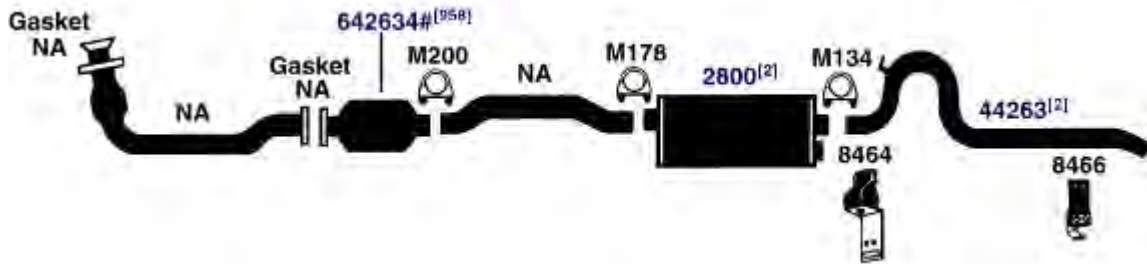
AMERICAN MOTORS CONCORD, AMX

1979 6 Cyl. Concord, Export Models, without Catalytic Converter (105)



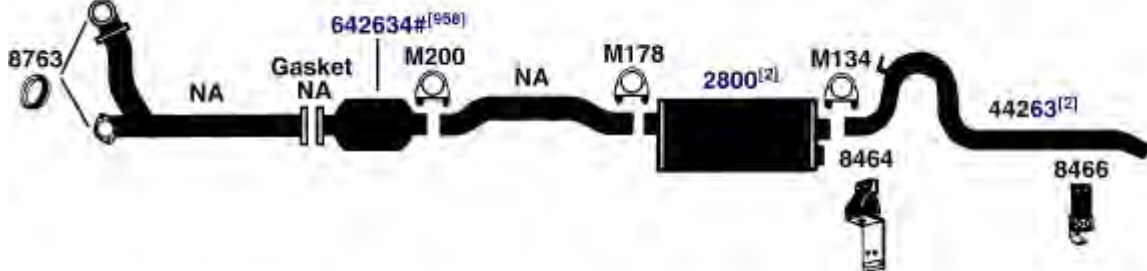
DIRECT FIT MSL/MAXIMUM Muffler... 6552, UNIVERSAL FIT MSL/MAXIMUM Muffler... 6503, 709008

1979 6 Cyl. Concord, AMX; California Models with Pre-Converter and Catalytic Converter (103)



DIRECT FIT MSL/MAXIMUM Muffler... 6552, UNIVERSAL FIT MSL/MAXIMUM Muffler... 6503, 709008

1979 8 Cyl. Concord, AMX; with one Catalytic Converter (102)



DIRECT FIT MSL/MAXIMUM Muffler... 6552, UNIVERSAL FIT MSL/MAXIMUM Muffler... 6503, 709008

NA-Not Available. NR-Not Required. FL-Remove and Re-Use Old Flange. ● Golden Warehouse. O.E.-Original Equipment.
Airtube Kit [4948] may be required to complete installation. EFI-Electronic Fuel Injection.

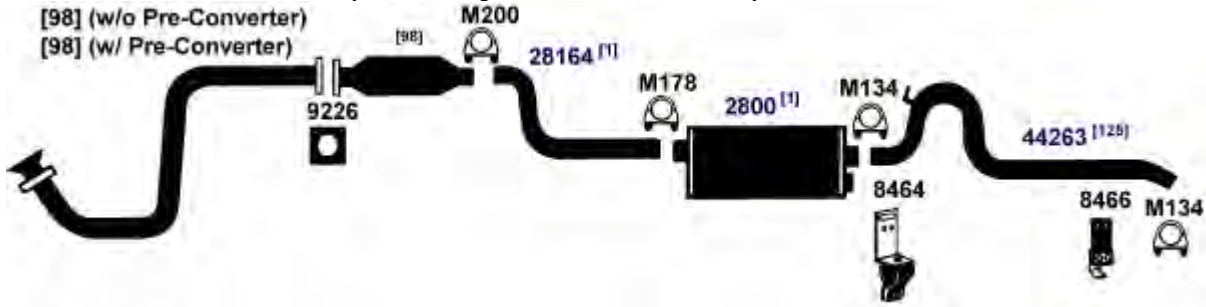
[2] May be necessary to replace all noted [2] parts.

[98] Refer to current Catalytic Converter catalog or Website catalog for availability.

[958] Federal & California Emission vehicles. Not legal for sale for vehicles licensed in California.

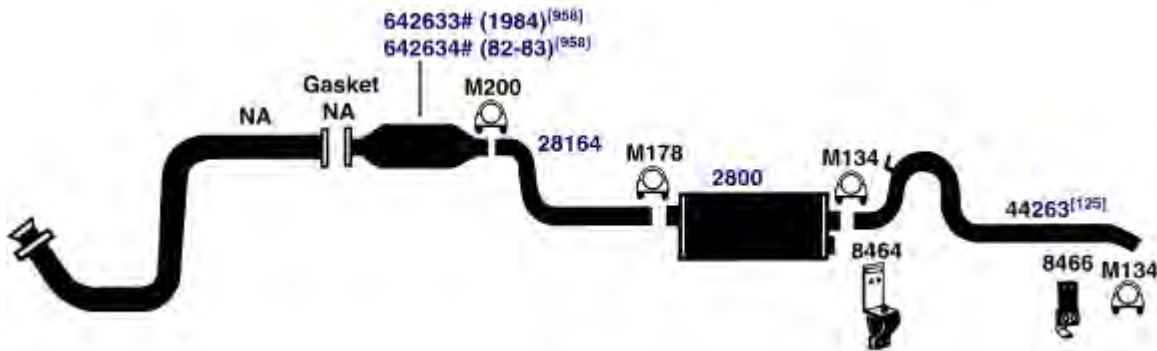
AMERICAN MOTORS EAGLE

(171) 1988 6 Cyl. Eagle, 258 Engine (4.2L); with Catalytic Converter
 85-87 6 Cyl. Eagle, 109" W.B.; with Catalytic Converter



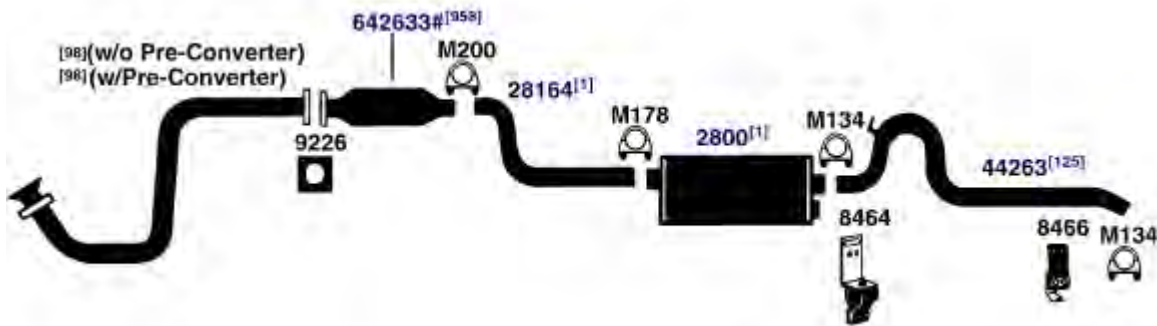
DIRECT FIT MSL/MAXIMUM Muffler... 6552, UNIVERSAL FIT MSL/MAXIMUM Muffler... 6503, 709008

(172E) 82-84 4 Cyl. Eagle, 109" W.B.; with Catalytic Converter



DIRECT FIT MSL/MAXIMUM Muffler... 6552, UNIVERSAL FIT MSL/MAXIMUM Muffler... 6503, 709008

(171E) 82-84 6 Cyl. Eagle, 109" W.B.; with Catalytic Converter



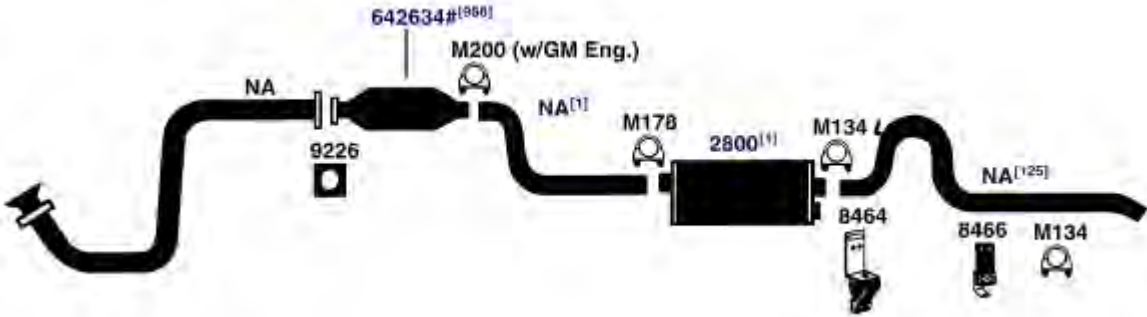
DIRECT FIT MSL/MAXIMUM Muffler... 6552, UNIVERSAL FIT MSL/MAXIMUM Muffler... 6503, 709008

NA-Not Available. NR-Not Required. FL-Remove and Re-Use Old Flange. ● Golden Warehouse. O.E.-Original Equipment.
 # Airtube Kit [4948] may be required to complete installation. EFI-Electronic Fuel Injection.

[1] OE system was a welded assembly. It is recommended that all parts noted [1] should be replaced.
 [98] Refer to current Catalytic Converter catalog or Website catalog for availability.

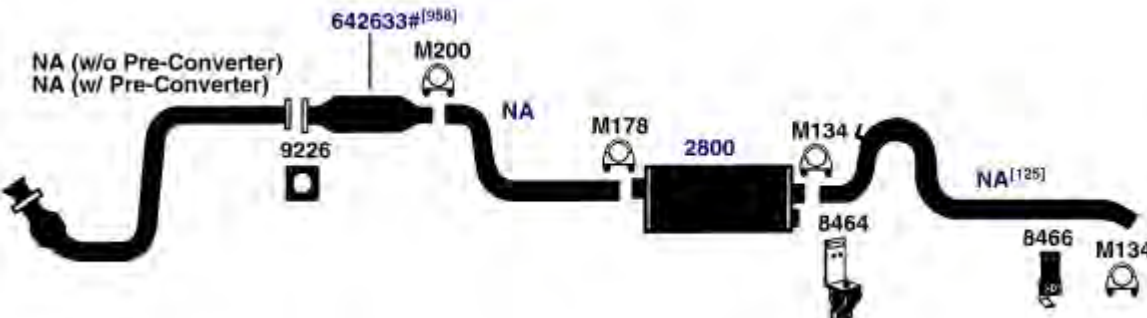
[125] Welded bracket on tail pipe will not be required on any installation in which exhaust system is hung by bracket on muffler.
 [958] Federal & California Emission vehicles. Not legal for sale for vehicles licensed in California.

1983 4 Cyl. SX4, 96" W.B., 2.5L Engine, with Catalytic Converter (170)



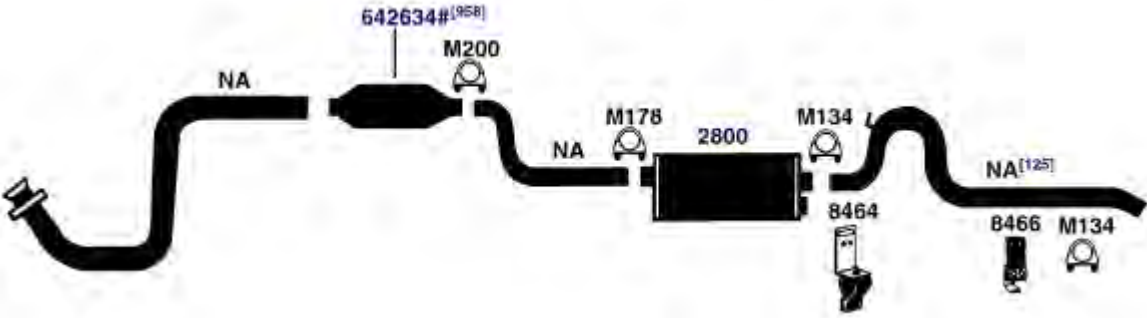
DIRECT FIT MSL/MAXIMUM Muffler... 6552, UNIVERSAL FIT MSL/MAXIMUM Muffler... 6503, 709008

82-83 6 Cyl. Eagle, SX4, Kamback; 96" W.B., with Catalytic Converter (168)



DIRECT FIT MSL/MAXIMUM Muffler... 6552, UNIVERSAL FIT MSL/MAXIMUM Muffler... 6503, 709008

81-82 4 Cyl. Eagle, SX4, Kamback; 96" W.B., with Catalytic Converter (166)



DIRECT FIT MSL/MAXIMUM Muffler... 6552, UNIVERSAL FIT MSL/MAXIMUM Muffler... 6503, 709008

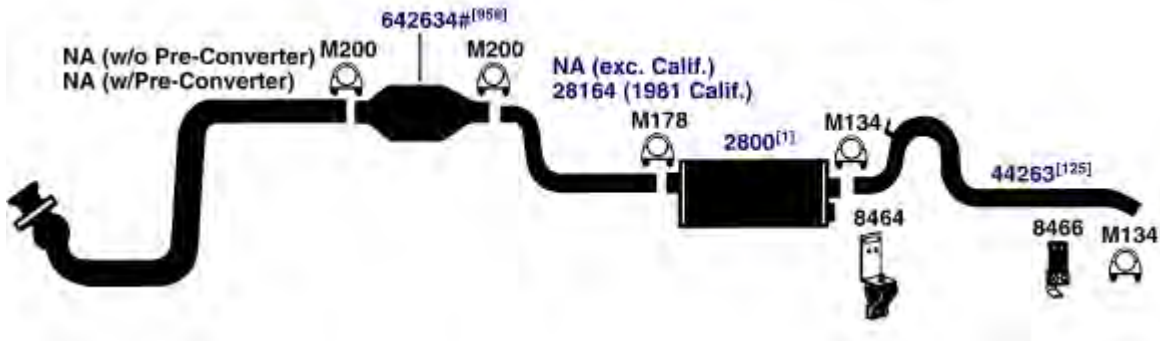
NA-Not Available. NR-Not Required. FL-Remove and Re-Use Old Flange. ● Golden Warehouse. O.E.-Original Equipment.
Airtube Kit [4948] may be required to complete installation. EFI-Electronic Fuel Injection.

[1] OE system was a welded assembly. It is recommended that all parts noted [1] should be replaced.
[98] Refer to current Catalytic Converter catalog or Website catalog for availability.

[125] Welded bracket on tail pipe will not be required on any installation in which exhaust system is hung by bracket on muffler.
[958] Federal & California Emission vehicles. Not legal for sale for vehicles licensed in California.

AMERICAN MOTORS EAGLE

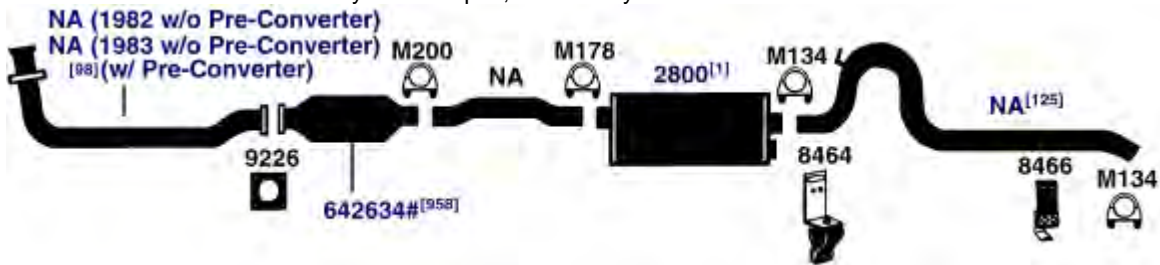
(164)	1981	6 Cyl.	Eagle, 109" W.B., with Catalytic Converter
	1980	6 Cyl.	Eagle, with Catalytic Converter



DIRECT FIT MSL/MAXIMUM Muffler... 6552, UNIVERSAL FIT MSL/MAXIMUM Muffler... 6503, 709008

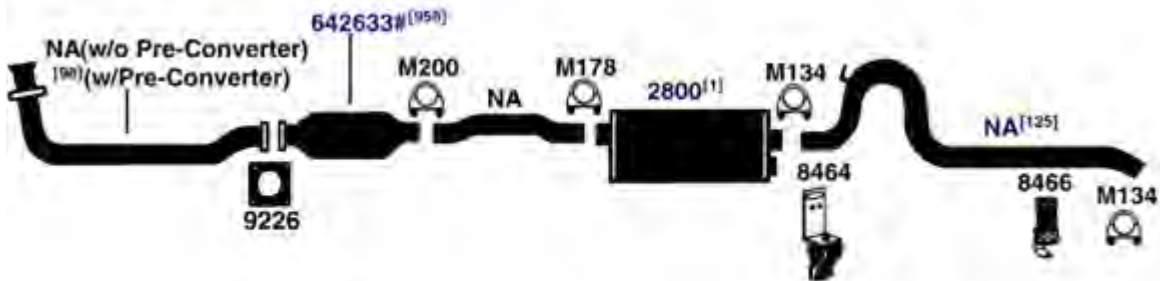
AMERICAN MOTORS SPIRIT, AMX

(352)	1983	6 Cyl.	Spirit, with Pre-Converter and Catalytic Converter
	82-83	6 Cyl.	Spirit, with Catalytic Converter



DIRECT FIT MSL/MAXIMUM Muffler... 6552, UNIVERSAL FIT MSL/MAXIMUM Muffler... 6503, 709008

(351)	81-82	4 Cyl.	Spirit, with Catalytic Converter
-------	-------	--------	----------------------------------



DIRECT FIT MSL/MAXIMUM Muffler... 6552

DIRECT FIT MSL/MAXIMUM Muffler... 6552, UNIVERSAL FIT MSL/MAXIMUM Muffler... 6503, 709008

NA-Not Available. NR-Not Required. FL-Remove and Re-Use Old Flange. ● Golden Warehouse. O.E.-Original Equipment.
Airtube Kit [4948] may be required to complete installation. EFI-Electronic Fuel Injection.

[1] OE system was a welded assembly. It is recommended that all parts noted [1] should be replaced.

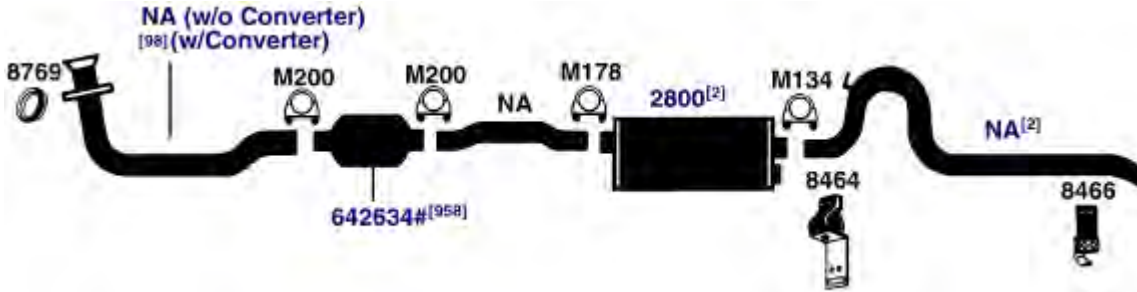
[98] Refer to current Catalytic Converter catalog or Website catalog for availability.

[125] Welded bracket on tail pipe will not be required on any installation in which exhaust system is hung by bracket on muffler.

[958] Federal & California Emission vehicles. Not legal for sale for vehicles licensed in California.

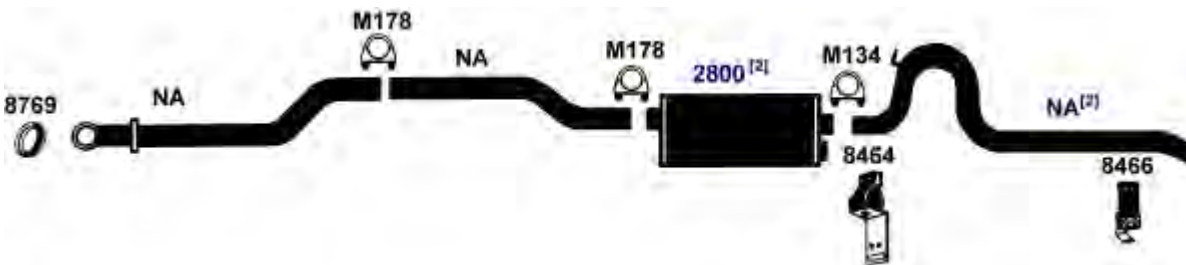
AMERICAN MOTORS SPIRIT, AMX

(344) 1979 6 Cyl. Spirit, AMX, GT; Export Models with Catalytic Converter, except AMX, GT with Manual Trans.



DIRECT FIT MSL/MAXIMUM Muffler... 6552, UNIVERSAL FIT MSL/MAXIMUM Muffler... 6503, 709008

(345) 1979 6 Cyl. Spirit, AMX, GT; Export Models without Catalytic Converter, except AMX, GT with Manual Trans.

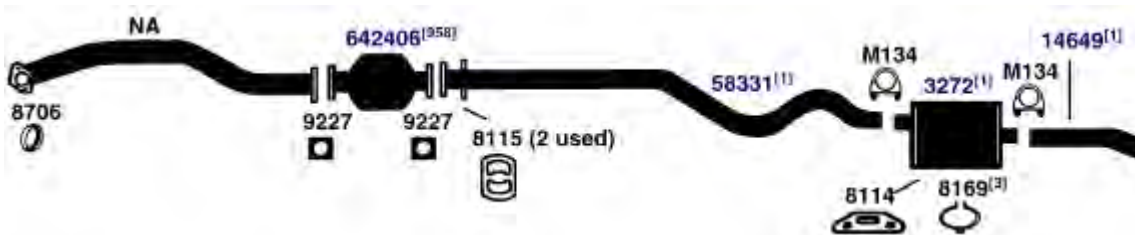


DIRECT FIT MSL/MAXIMUM Muffler... 6552, UNIVERSAL FIT MSL/MAXIMUM Muffler... 6503, 709008

ASUNA

ASUNA GT

(100580) 1993 4 Cyl. GT, 1.6L Engine (CANADA ONLY)



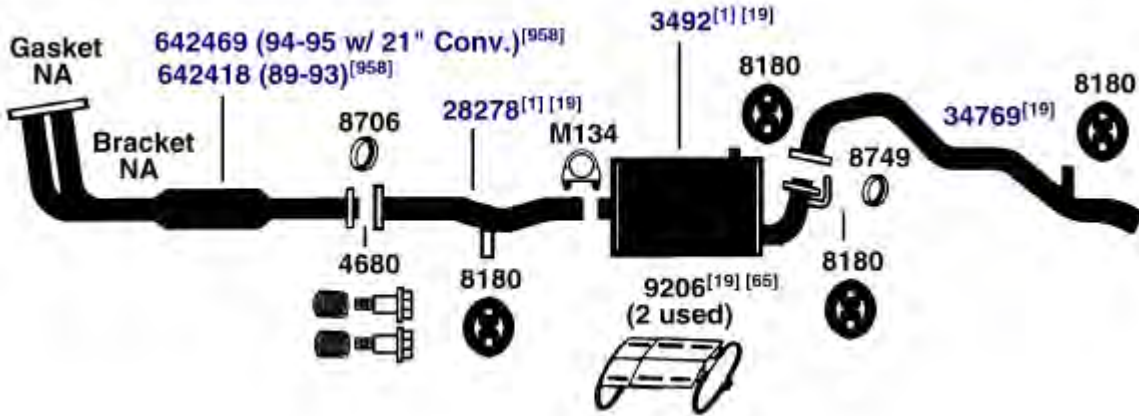
DIRECT FIT MSL/MAXIMUM Muffler... 700021

NA-Not Available. NR-Not Required. FL-Remove and Re-Use Old Flange. ● Golden Warehouse. O.E.-Original Equipment.
Airtube Kit [4948] may be required to complete installation. EFI-Electronic Fuel Injection.

- [1] OE system was a welded assembly. It is recommended that all parts noted [1] should be replaced. [98] Refer to current Catalytic Converter catalog or Website catalog for availability.
- [2] May be necessary to replace all noted [2] parts. [958] Federal & California Emission vehicles. Not legal for sale for vehicles licensed in California.
- [3] Required for installation.

89-94 4 Cyl. Sunrunner; 1.6L Engine (CANADA ONLY)

(100579)



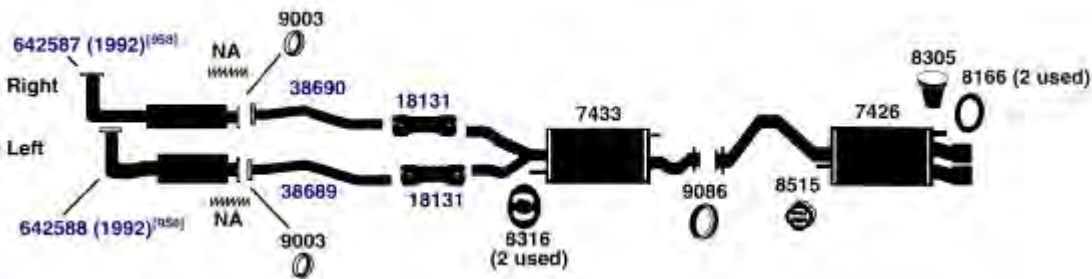
DIRECT FIT MSL/MAXIMUM Muffler... 700024, UNIVERSAL FIT MSL/MAXIMUM Muffler... 709008

AUDI

AUDI 100, 200

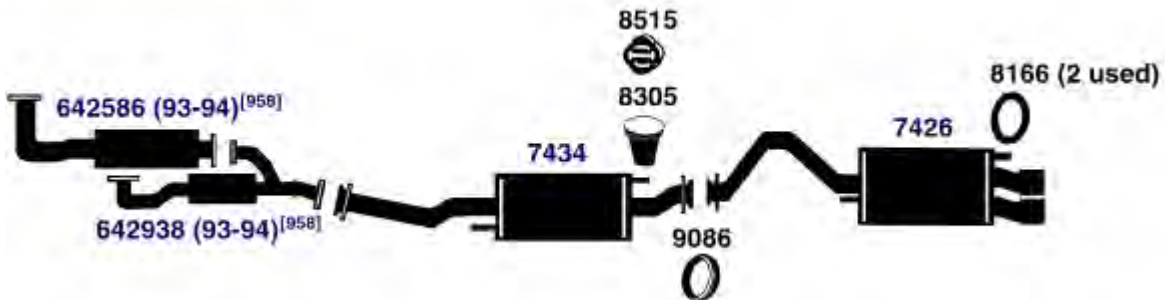
92-94 6 Cyl. 100, 2.8L Engine, Manual Trans.

(100229)



92-94 6 Cyl. 100, 2.8L Engine, Auto Trans.

(100189)



NA-Not Available. NR-Not Required. FL-Remove and Re-Use Old Flange. ● Golden Warehouse. O.E.-Original Equipment.
Airtube Kit [4948] may be required to complete installation. EFI-Electronic Fuel Injection.

[1] OE system was a welded assembly. It is recommended that all parts noted [1] should be replaced.

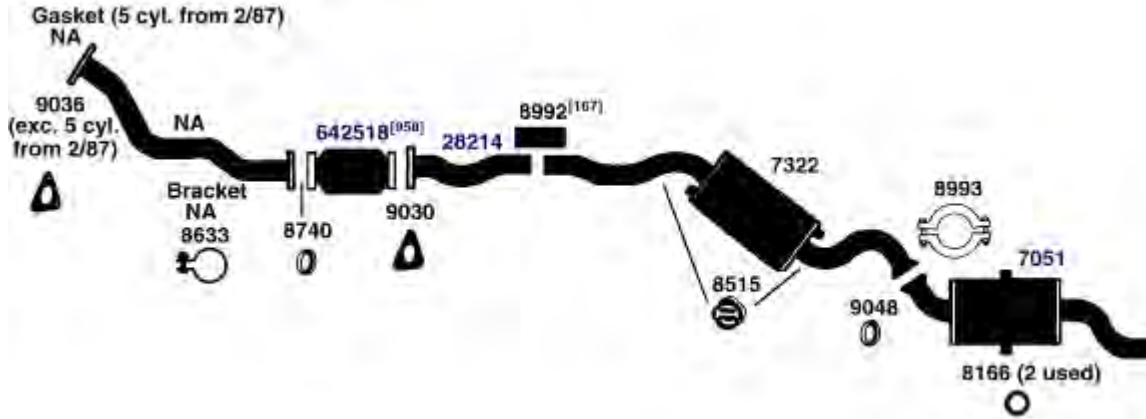
[19] On vehicles that have an O.E. one piece exhaust pipe-muffler-tail pipe assembly, all parts noted [19] must be used in combination to replace the O.E. assembly.

[65] Heat Shield 9206 is required for installation.

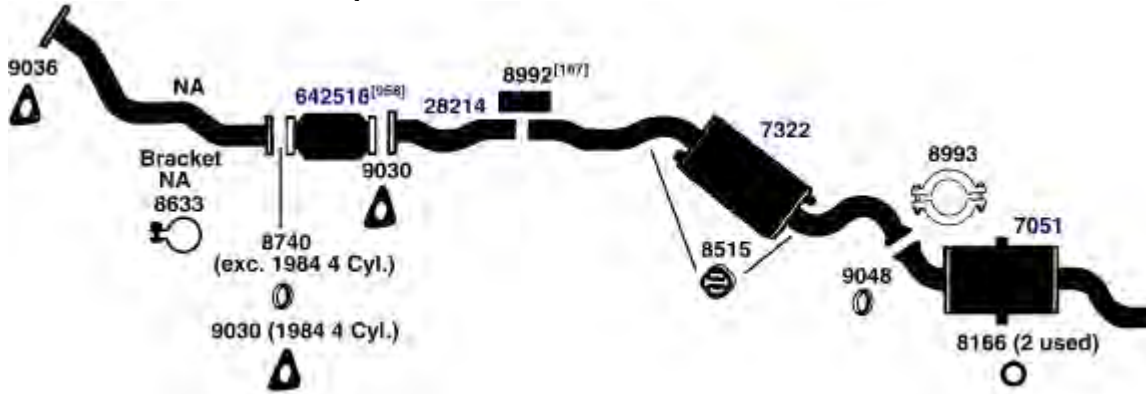
[958] Federal & California Emission vehicles. Not legal for sale for vehicles licensed in California.

AUDI 4000

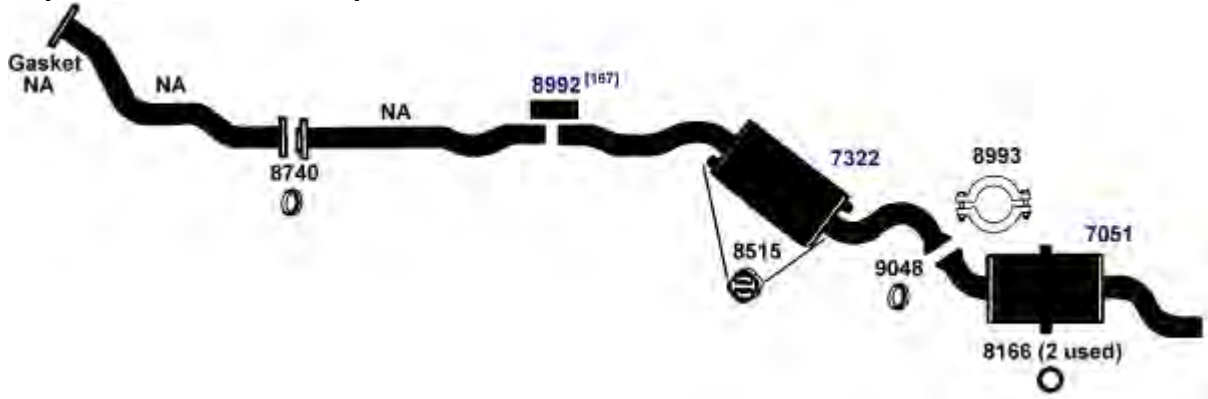
(436) 85-87 4 Cyl. 4000 1.8L Engine
 85-87 5 Cyl. Coupe, Coupe GT, except Quattro



(436E) 1984 4 Cyl. Audi 4000
 81-84 5 Cyl. Coupe, Coupe GT, except Quattro
 1981 5 Cyl. Audi 4000



(435) 82-83 4 Cyl. Audi 4000 Turbo Diesel



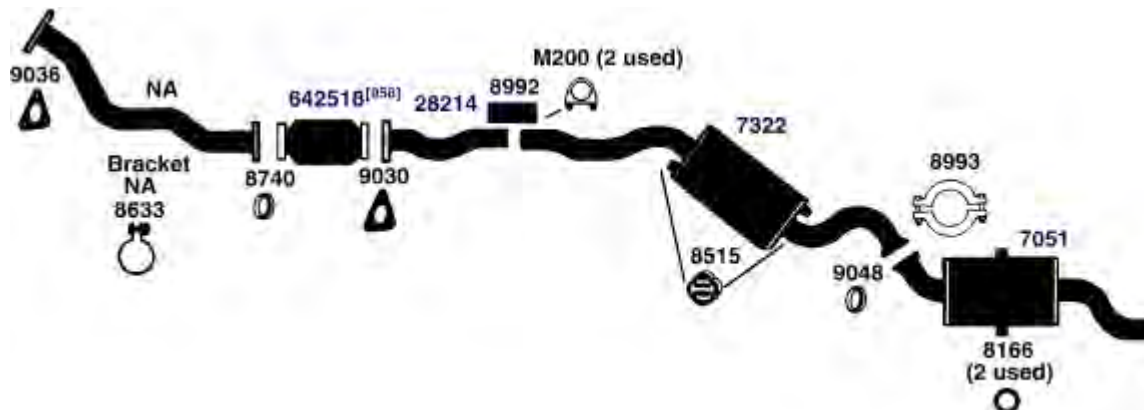
NA-Not Available. NR-Not Required. FL-Remove and Re-Use Old Flange. ● Golden Warehouse. O.E.-Original Equipment.
 # Airtube Kit [4948] may be required to complete installation. EFI-Electronic Fuel Injection.

[167] Two M200 clamps are required for installation.

[958] Federal & California Emission vehicles. Not legal for sale for vehicles licensed in California.

1980 5 Cyl. Audi 4000

(437)

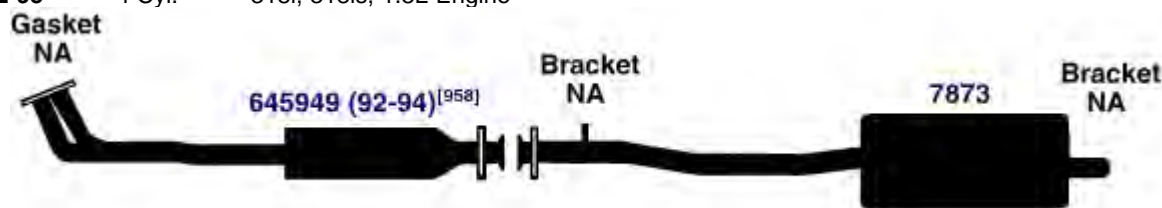


BMW

BMW 3 SERIES

1994 4 Cyl. 318i, 318ic, 318is, 1.8L Engine
 92-93 4 Cyl. 318i, 318is, 1.8L Engine

(100234)



92-94 6 Cyl. 325i, 325is, 325ic, 2.5L Engine

(100233)




NA-Not Available. NR-Not Required. FL-Remove and Re-Use Old Flange. ● Golden Warehouse. O.E.-Original Equipment.
 # Airtube Kit [4948] may be required to complete installation. EFI-Electronic Fuel Injection.

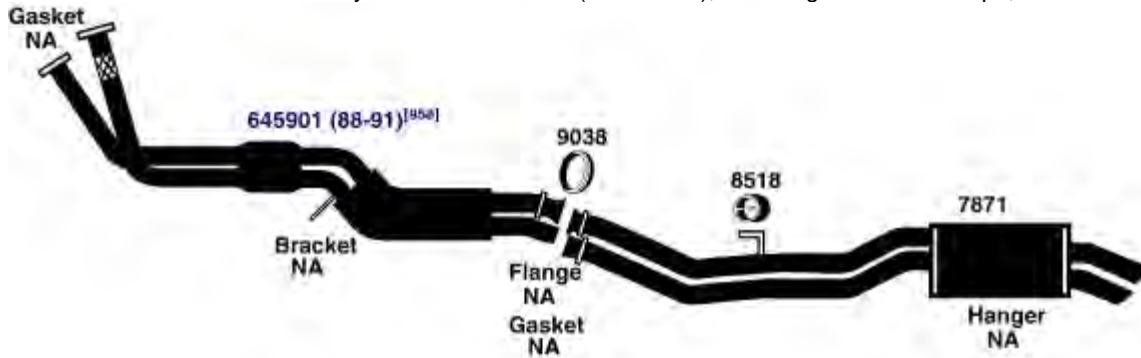
[958] Federal & California Emission vehicles. Not legal for sale for vehicles licensed in California.

BMW 3 SERIES

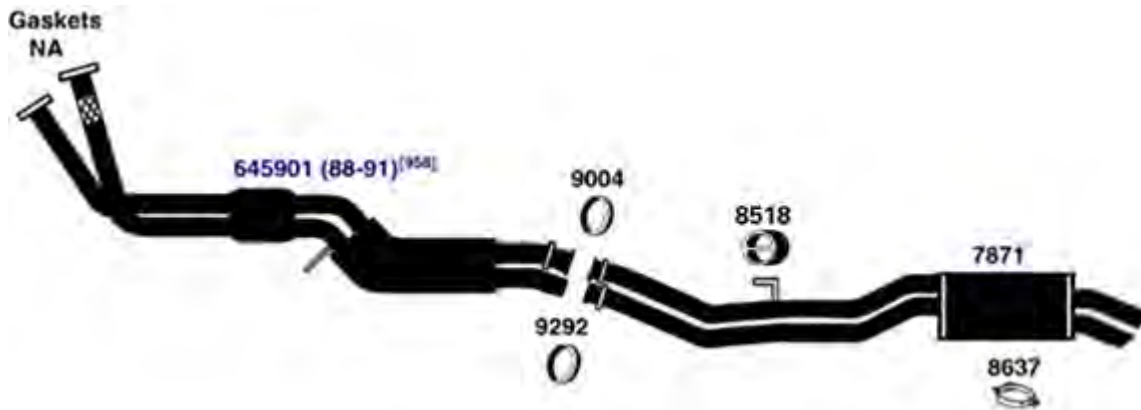
(100281) 1992 4 Cyl. 318ic, 1.8L Engine
 1991 4 Cyl. 318i, 318ic, 318is, 1.8L Engine



(554) 88-91 6 Cyl. 325ix (Model E30); 2.5L Engine, 2 Door Coupe, 4 Door Sedan; 4 W.D.
 87-91 6 Cyl. 325i Series (Model E30); 2.5L Engine 2 Door Coupe, 4 Door Sedan, Convertible

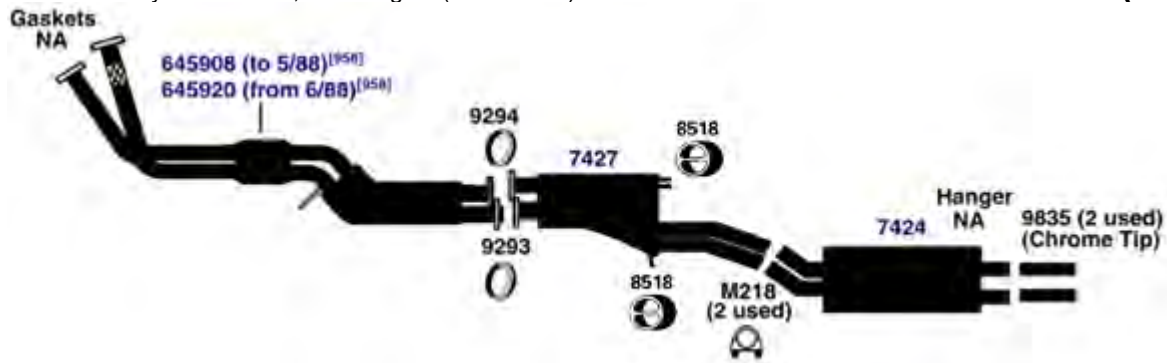
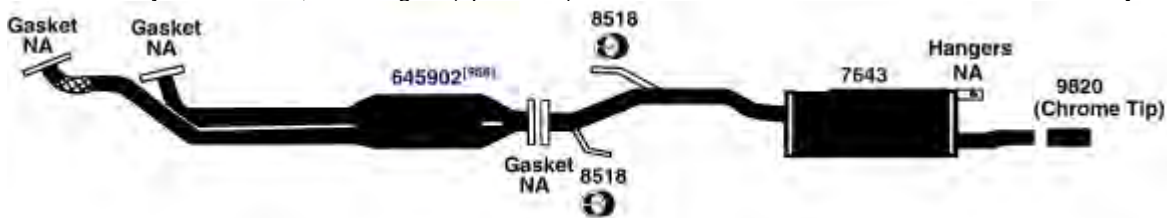
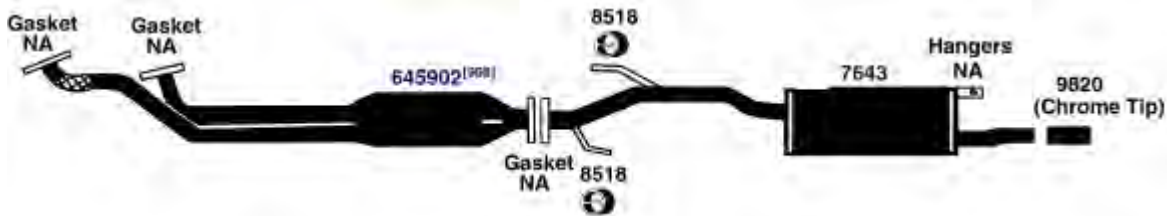


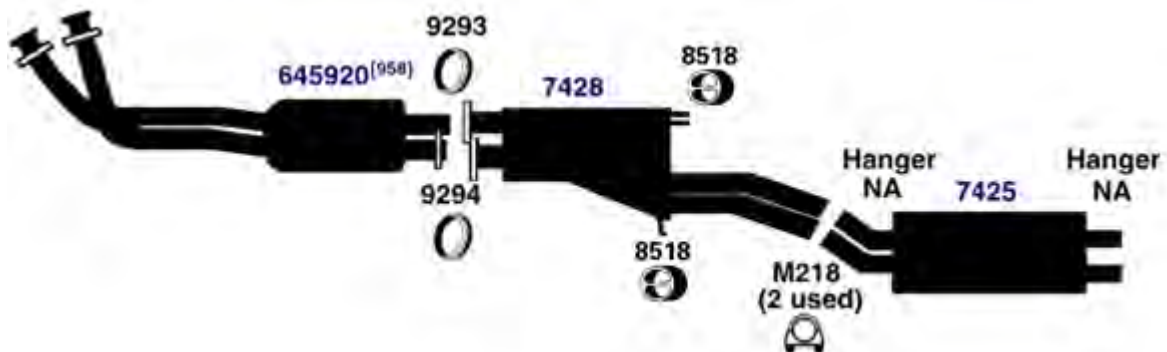
(100235) 87-91 6 Cyl. BMW 325i, 325is, 325ix, 2.5L Engine



NA-Not Available. NR-Not Required. FL-Remove and Re-Use Old Flange. ● Golden Warehouse. O.E.-Original Equipment.
 # Airtube Kit [4948] may be required to complete installation. EFI-Electronic Fuel Injection.

[958] Federal & California Emission vehicles. Not legal for sale for vehicles licensed in California.

BMW 5 SERIES**88-93** 6 Cyl. 535i, 3.5L Engine (To Vin: HD)**(100331)****85-87** 6 Cyl. 528e, 2.7L Engine (up to 2/87)**(552)****82-84** 6 Cyl. 528e, 2.7L Engine**(552E)**

BMW 7 SERIES**87-92** 6 Cyl. BMW 735i, 3.5L Engine (To Vin: GB)**(100239)**

NA-Not Available. NR-Not Required. FL-Remove and Re-Use Old Flange. ● Golden Warehouse. O.E.-Original Equipment.
Airtube Kit [4948] may be required to complete installation. EFI-Electronic Fuel Injection.

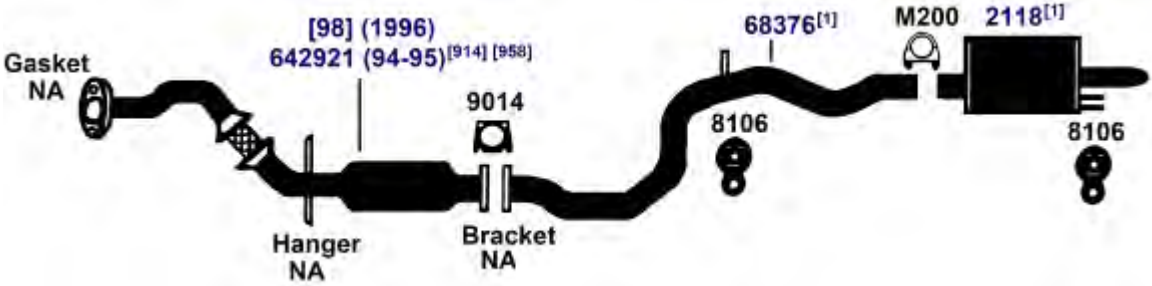
[98] Refer to current Catalytic Converter catalog or Website catalog for availability.

[958] Federal & California Emission vehicles. Not legal for sale for vehicles licensed in California.

BUICK

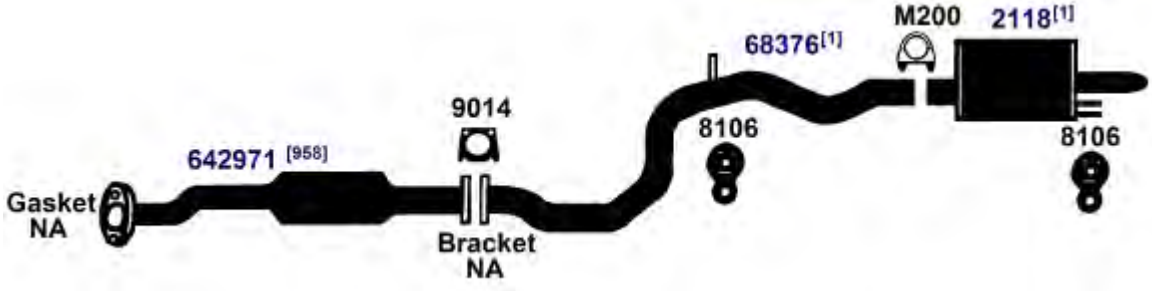
BUICK CENTURY, REGAL (Also see Buick Somerset Regal)

(885) 1994 4 Cyl. Century, 2.2L Engine; except Station Wagon



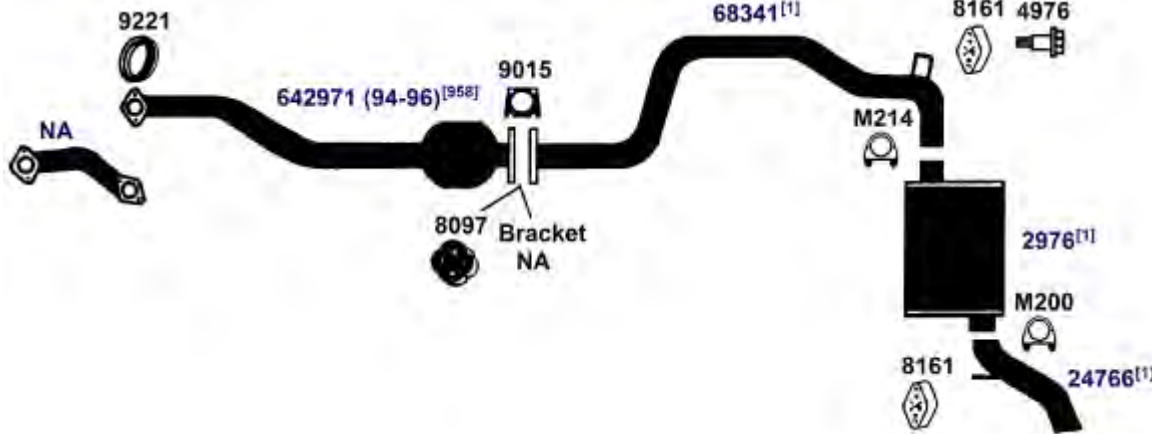
DIRECT FIT MSL/MAXIMUM Muffler... 700143, Silentone DIY Muffler... 5572 and 14761 Pipe

(884) 1994 6 Cyl. Century, 3.1L Engine; except Station Wagon



DIRECT FIT MSL/MAXIMUM Muffler... 700143, Silentone DIY Muffler... 5572 and 14761 Pipe

(878) 1994 6 Cyl. Century Sta. Wagon, 3.1L Engine
 1993 6 Cyl. Century Sta. Wagon, 3.3L Engine



DIRECT FIT MSL/MAXIMUM Muffler... 6543, UNIVERSAL FIT MSL/MAXIMUM Muffler... 709012, Silentone DIY Muffler... 5528

NA-Not Available. NR-Not Required. FL-Remove and Re-Use Old Flange. ● Golden Warehouse. O.E.-Original Equipment.
 # Airtube Kit [4948] may be required to complete installation. EFI-Electronic Fuel Injection.

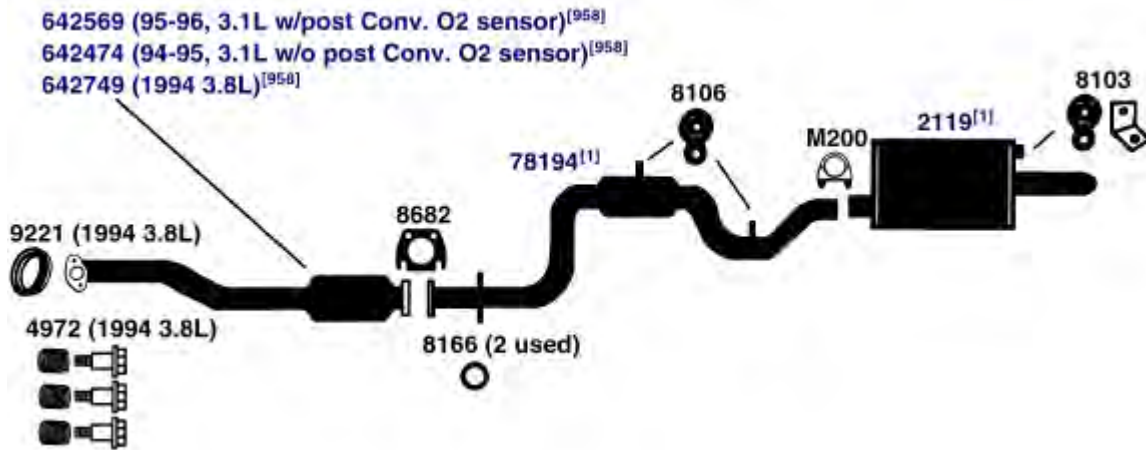
[1] OE system was a welded assembly. It is recommended that all parts noted [1] should be replaced.
 [98] Refer to current Catalytic Converter catalog or Website catalog for availability.

[914] Direct fit converter includes front (Exhaust) pipe, (1) piece assembly.
 [958] Federal & California Emission vehicles. Not legal for sale for vehicles licensed in California.

BUICK CENTURY, REGAL (Also see Buick Somerset Regal)

1994 6 Cyl. Regal, 3.1L Engine
 1994 6 Cyl. Regal, 3.8L Engine

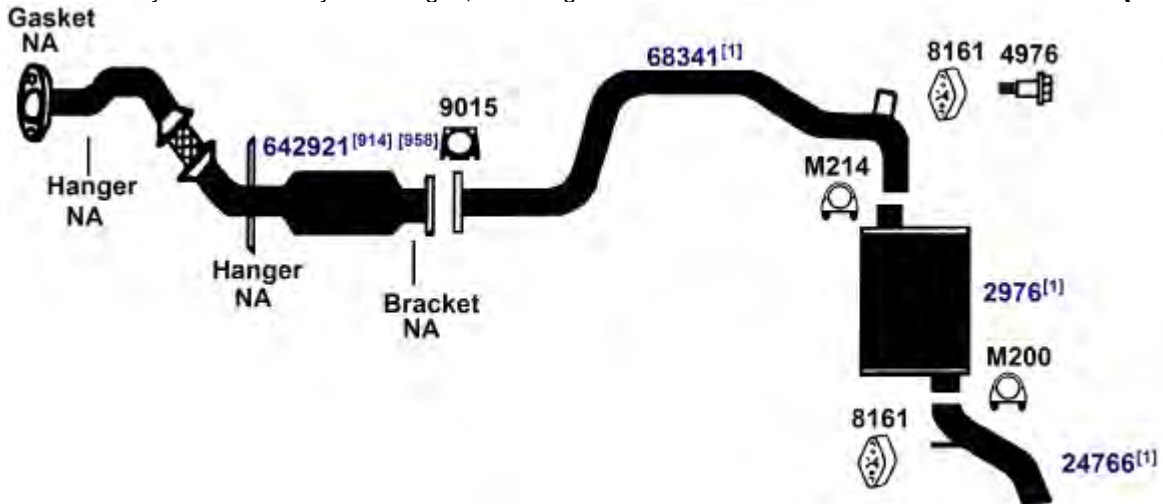
(883)



DIRECT FIT MSL/MAXIMUM Muffler... 700235

93-94 4 Cyl. Century Sta. Wagon, 2.2L Engine

(881)



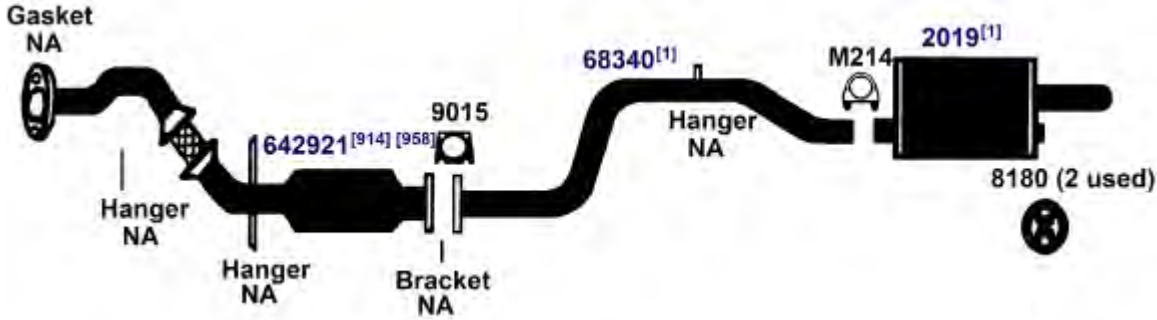
DIRECT FIT MSL/MAXIMUM Muffler... 6543, UNIVERSAL FIT MSL/MAXIMUM Muffler... 709012, Silentone DIY Muffler... 5528

NA-Not Available. NR-Not Required. FL-Remove and Re-Use Old Flange. ● Golden Warehouse. O.E.-Original Equipment.
 # Airtube Kit [4948] may be required to complete installation. EFI-Electronic Fuel Injection.

[1] OE system was a welded assembly. It is recommended that all parts noted [1] should be replaced. [958] Federal & California Emission vehicles. Not legal for sale for vehicles licensed in California.
 [914] Direct fit converter includes front (Exhaust) pipe, (1) piece assembly.

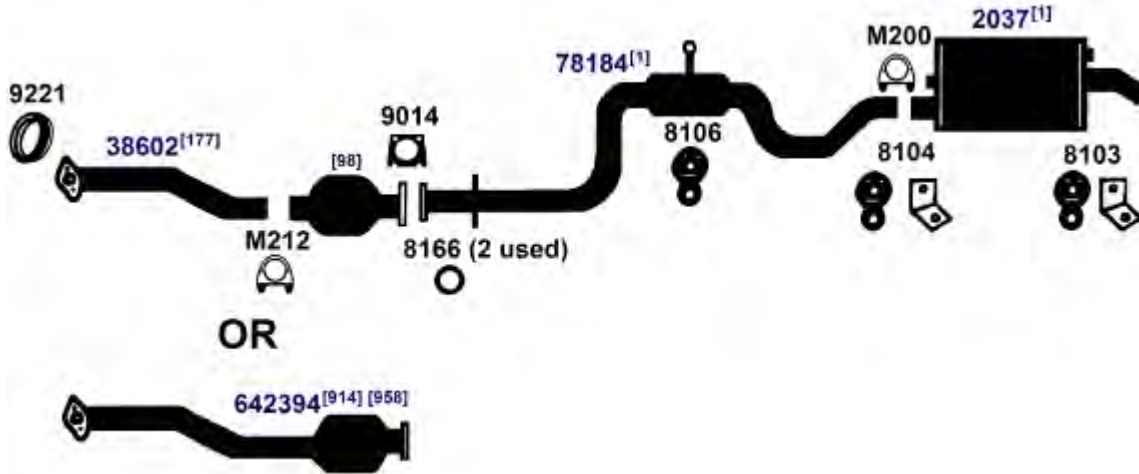
BUICK CENTURY, REGAL (Also see Buick Somerset Regal)

(882) 1993 4 Cyl. Century, 2.2L Engine; except Sta. Wagon

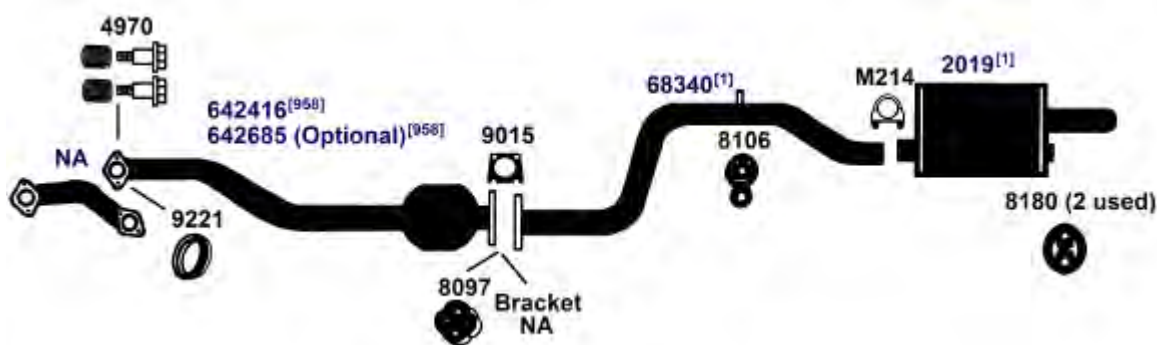


DIRECT FIT MSL/MAXIMUM Muffler... 700145, UNIVERSAL FIT MSL/MAXIMUM Muffler... 6538, 6543, 6553, 6556, 709012

(877) 1993 6 Cyl. Regal, 231 Engine (3.8L)



(879) 1993 6 Cyl. Century, 204 Engine (3.3L); except Sta. Wagon



DIRECT FIT MSL/MAXIMUM Muffler... 700145, UNIVERSAL FIT MSL/MAXIMUM Muffler... 6538, 6543, 6553, 6556, 709012

NA-Not Available. NR-Not Required. FL-Remove and Re-Use Old Flange. ● Golden Warehouse. O.E.-Original Equipment.
Airtube Kit [4948] may be required to complete installation. EFI-Electronic Fuel Injection.

[1] OE system was a welded assembly. It is recommended that all parts noted [1] should be replaced.

[98] Refer to current Catalytic Converter catalog or Website catalog for availability.

[177] The O.E. front pipe must be cut off immediately behind the pipe to converter weld.

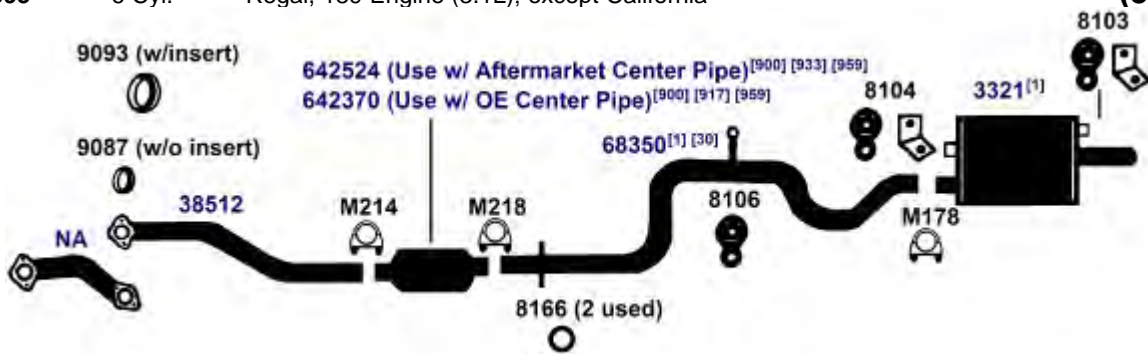
[914] Direct fit converter includes front (Exhaust) pipe, (1) piece assembly.

[958] Federal & California Emission vehicles. Not legal for sale for vehicles licensed in California.

BUICK CENTURY, REGAL (Also see Buick Somerset Regal)

1993 6 Cyl. Regal, 189 Engine (3.1L); except California

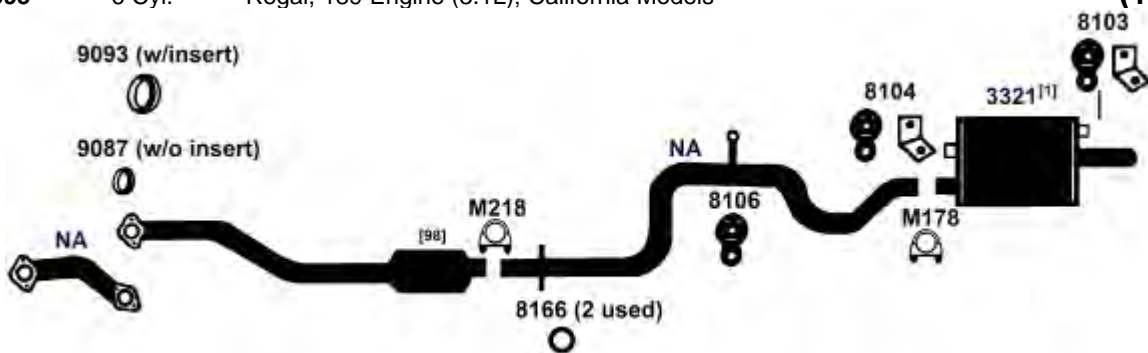
(880)



DIRECT FIT MSL/MAXIMUM Muffler... 6579, UNIVERSAL FIT MSL/MAXIMUM Muffler... 709010, Silentone DIY Muffler... 5569 and 14663 Spout

1993 6 Cyl. Regal, 189 Engine (3.1L); California Models

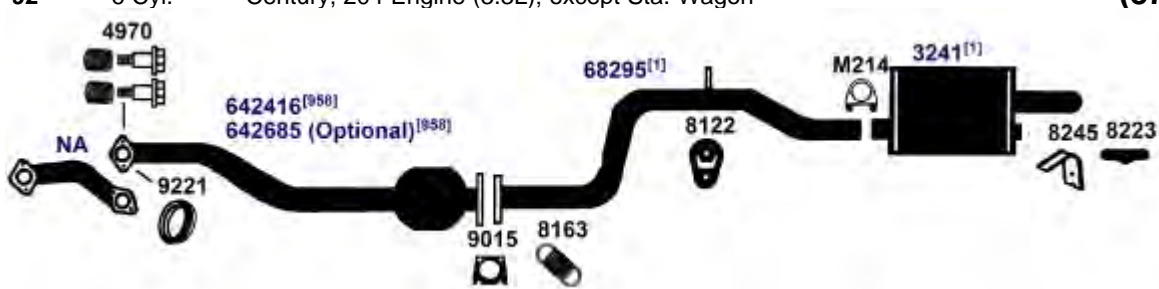
(100526)



DIRECT FIT MSL/MAXIMUM Muffler... 6579, UNIVERSAL FIT MSL/MAXIMUM Muffler... 709010, Silentone DIY Muffler... 5569 and 14663 Spout

91-92 6 Cyl. Century, 204 Engine (3.3L); except Sta. Wagon

(875)



DIRECT FIT MSL/MAXIMUM Muffler... 6591, UNIVERSAL FIT MSL/MAXIMUM Muffler... 6562, 709014, Silentone DIY Muffler... 5556 and 14636 Spout and 8506 Bracket, 8245 hanger

NA-Not Available. NR-Not Required. FL-Remove and Re-Use Old Flange. ● Golden Warehouse. O.E.-Original Equipment.
Airtube Kit [4948] may be required to complete installation. EFI-Electronic Fuel Injection.

[1] OE system was a welded assembly. It is recommended that all parts noted [1] should be replaced.

[30] The O.E. extension pipe must be cut off 1 1/2" behind the pipe to converter weld.

[98] Refer to current Catalytic Converter catalog or Website catalog for availability.

[900] Direct fit converter may require resizing, cutting or bushing.

[917] # 6 bushing may be required at inlet & # 8 bushing may be required at outlet for use w/aftermarket pipe.

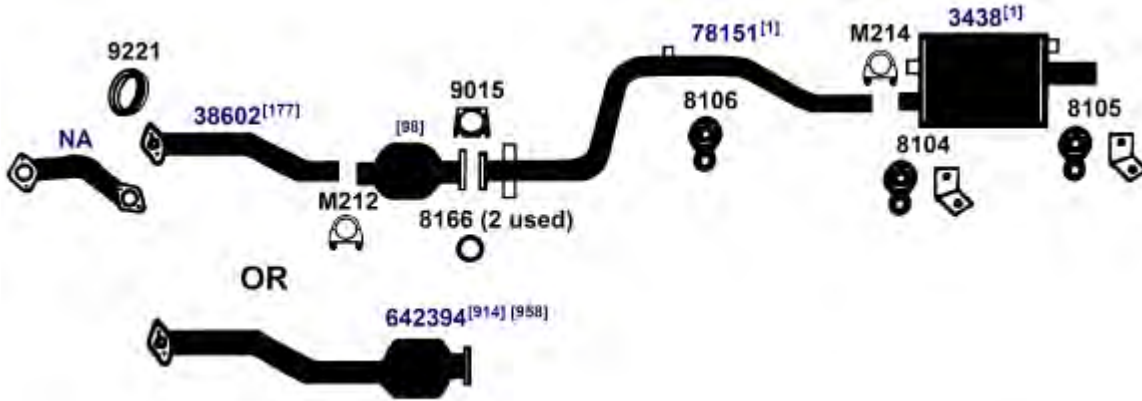
[933] For use with 2 1/8" I.D. intermediate pipe.

[958] Federal & California Emission vehicles. Not legal for sale for vehicles licensed in California.

[959] Federal Emission vehicles. Not legal for sale for vehicles licensed in California.

BUICK CENTURY, REGAL (Also see Buick Somerset Regal)

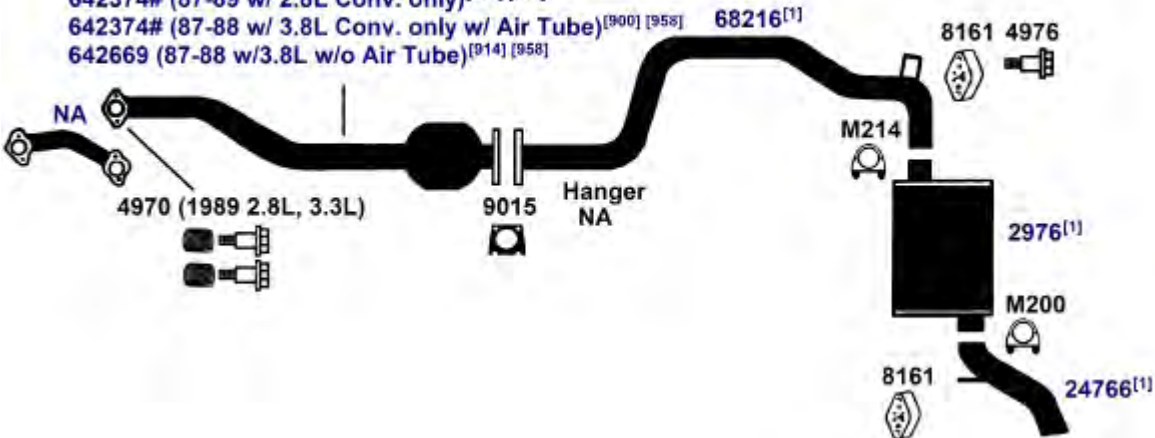
(874) 90-92 6 Cyl. Regal, 231 Engine (3.8L)



DIRECT FIT MSL/MAXIMUM Muffler... 700278

(858) 90-92 6 Cyl. Century Sta. Wagon; 204 Engine (3.3L)
 1989 6 Cyl. Century Sta. Wagon; 173, 204 Engine (2.8W, 3.3L)
 87-88 6 Cyl. Century Sta. Wagon; 173, 231 Engine (2.8W, 3.8L)

642685 (Optional 89-92 w/ 3.3L Eng.)^{[914] [958]}
 642416 (89-92 w/ 3.3L Eng.)^{[914] [958]}
 642522# (87-89 w/ 2.8L Eng.)^{[914] [958]}
 642374# (87-89 w/ 2.8L Conv. only)^{[900] [958]}
 642374# (87-88 w/ 3.8L Conv. only w/ Air Tube)^{[900] [958]}
 642669 (87-88 w/3.8L w/o Air Tube)^{[914] [958]}



DIRECT FIT MSL/MAXIMUM Muffler... 6543, UNIVERSAL FIT MSL/MAXIMUM Muffler... 709012, Silentone DIY Muffler... 5528

NA-Not Available. NR-Not Required. FL-Remove and Re-Use Old Flange. ● Golden Warehouse. O.E.-Original Equipment.
 # Airtube Kit [4948] may be required to complete installation. EFI-Electronic Fuel Injection.

[1] OE system was a welded assembly. It is recommended that all parts noted [1] should be replaced.

[98] Refer to current Catalytic Converter catalog or Website catalog for availability.

[177] The O.E. front pipe must be cut off immediately behind the pipe to converter weld.

[900] Direct fit converter may require resizing, cutting or bushing.

[914] Direct fit converter includes front (Exhaust) pipe, (1) piece assembly.

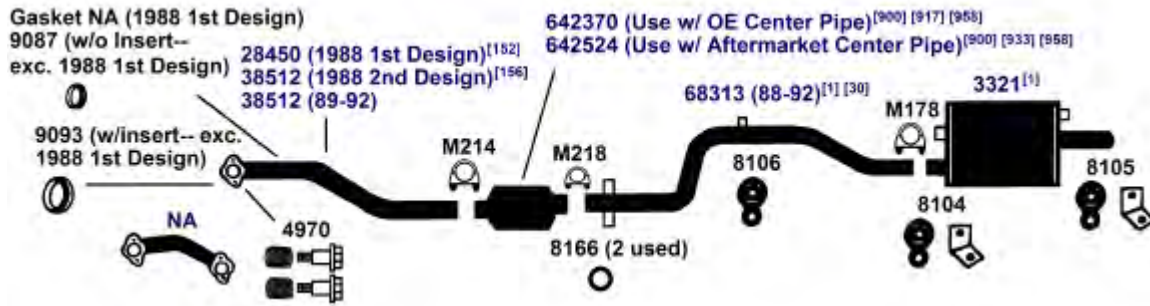
[915] Does not include complete front pipe.

[958] Federal & California Emission vehicles. Not legal for sale for vehicles licensed in California.

BUICK CENTURY, REGAL (Also see Buick Somerset Regal)

89-92 6 Cyl. Regal, 189 Engine (3.1L)
 88-89 6 Cyl. Regal, 173 Engine (2.8W)

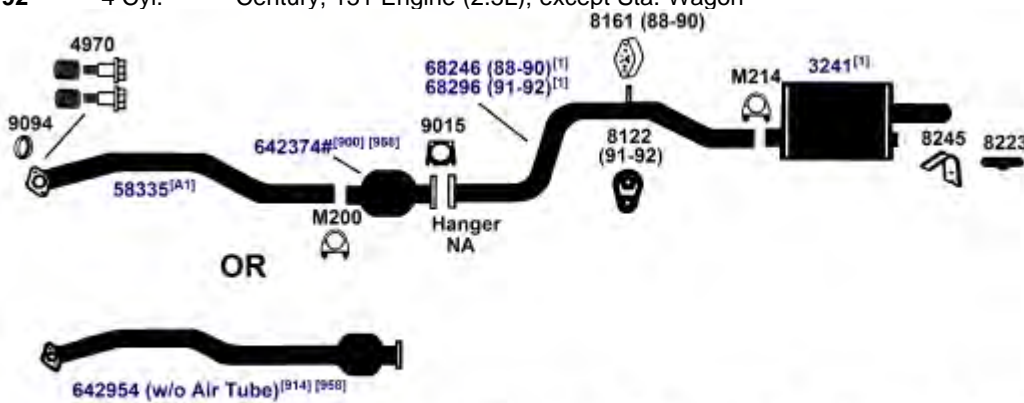
(864)



DIRECT FIT MSL/MAXIMUM Muffler... 6579, UNIVERSAL FIT MSL/MAXIMUM Muffler... 709010, Silentone DIY Muffler... 5569 and 14663 Spout

88-92 4 Cyl. Century, 151 Engine (2.5L); except Sta. Wagon

(867)



[A1] Cut O.E. Manifold Pipe directly behind pipe to converter weld. Remove any portion of original Manifold Pipe that is in converter inlet. 58335 is then installed inside converter inlet. Use with O.E.M. Converter only.

DIRECT FIT MSL/MAXIMUM Muffler... 6591, UNIVERSAL FIT MSL/MAXIMUM Muffler... 6562, 709014, Silentone DIY Muffler... 5556 and 14636 Spout and 8506 Bracket, 8245 hanger

NA-Not Available. NR-Not Required. FL-Remove and Re-Use Old Flange. ● Golden Warehouse. O.E.-Original Equipment.
 # Airtube Kit [4948] may be required to complete installation. EFI-Electronic Fuel Injection.

[1] OE system was a welded assembly. It is recommended that all parts noted [1] should be replaced.

[30] The O.E. extension pipe must be cut off 1 1/2" behind the pipe to converter weld.

[152] With Tubular Manifold.

[156] With Cast Manifold.

[900] Direct fit converter may require resizing, cutting or bushing.

[914] Direct fit converter includes front (Exhaust) pipe, (1) piece assembly.

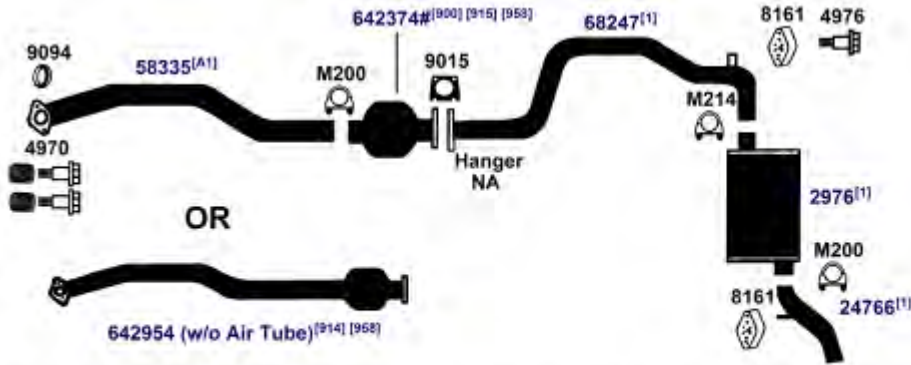
[917] # 6 bushing may be required at inlet & # 8 bushing may be required at outlet for use w/aftermarket pipe.

[933] For use with 2 1/8" I.D. intermediate pipe.

[958] Federal & California Emission vehicles. Not legal for sale for vehicles licensed in California.

BUICK CENTURY, REGAL (Also see Buick Somerset Regal)

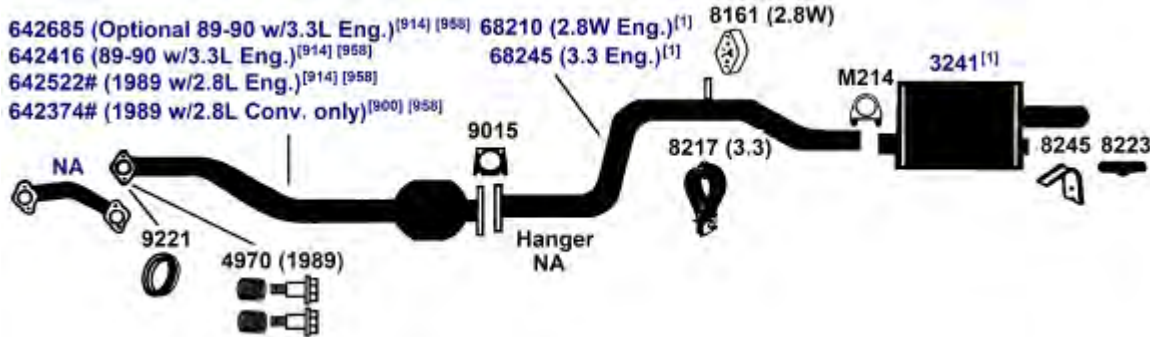
(866) 88-92 4 Cyl. Century Sta. Wagon, 151 Engine (2.5L)



[A1] Cut O.E. Manifold Pipe directly behind pipe to converter weld. Remove any portion of original Manifold Pipe that is in converter inlet. 58335 is then installed inside O.E.M. converter inlet. Use with O.E.M. converter only.

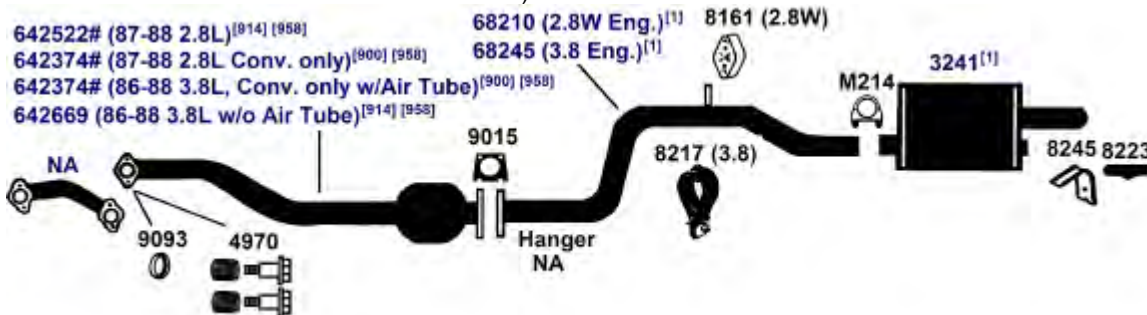
DIRECT FIT MSL/MAXIMUM Muffler... 6543, UNIVERSAL FIT MSL/MAXIMUM Muffler... 709012, Silentone DIY Muffler... 5528

(868) 1990 6 Cyl. Century, 204 Engine (3.3L); except Sta. Wagon
1989 6 Cyl. Century 173, 204 Engine (2.8W, 3.3L); except Sta. Wagon



DIRECT FIT MSL/MAXIMUM Muffler... 6591, UNIVERSAL FIT MSL/MAXIMUM Muffler... 6562, 709014, Silentone DIY Muffler... 5556 and 14636 Spout and 8506 Bracket, 8245 hanger

(860) 87-88 6 Cyl. Century; 173, 231 Engine (2.8W, 3.8L); except Sta. Wagon (models with single outlet muffler)
1986 6 Cyl. Century; 231 Engine (3.8L); except Sta. Wagon (models with single outlet muffler)



DIRECT FIT MSL/MAXIMUM Muffler... 6591, UNIVERSAL FIT MSL/MAXIMUM Muffler... 6562, 709014, Silentone DIY Muffler... 5556 and 14636 Spout and 8506 Bracket, 8245 hanger

NA-Not Available. NR-Not Required. FL-Remove and Re-Use Old Flange. ● Golden Warehouse. O.E.-Original Equipment.
Airtube Kit [4948] may be required to complete installation. EFI-Electronic Fuel Injection.

[1] OE system was a welded assembly. It is recommended that all parts noted [1] should be replaced.

[900] Direct fit converter may require resizing, cutting or bushing.

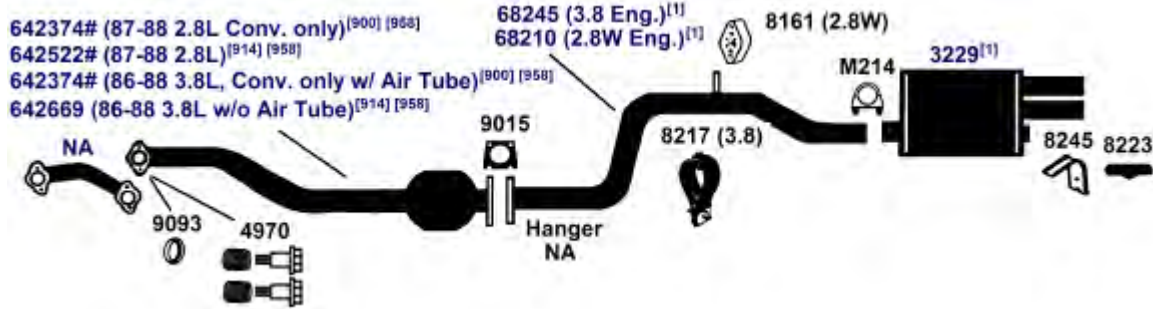
[914] Direct fit converter includes front (Exhaust) pipe, (1) piece assembly.

[915] Does not include complete front pipe.

[958] Federal & California Emission vehicles. Not legal for sale for vehicles licensed in California.

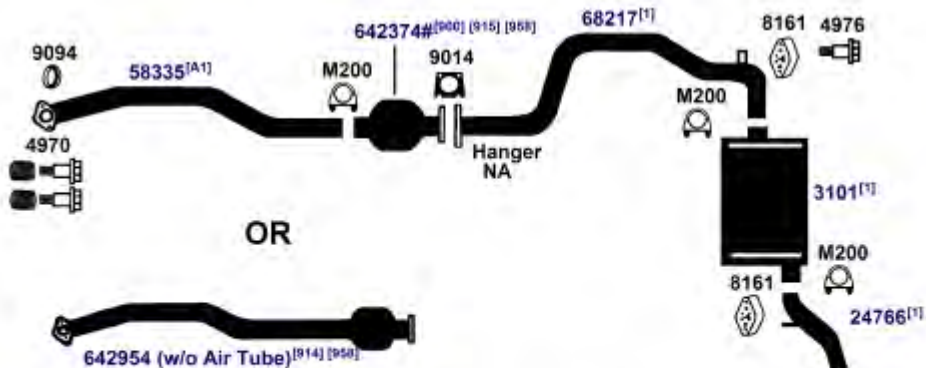
BUICK CENTURY, REGAL (Also see Buick Somerset Regal)

87-88	6 Cyl.	Century; 173, 231 Engine (2.8W,3.8L); except Sta. Wagon (models with dual outlet muffler)	(859)
1986	6 Cyl.	Century, 231 Engine (3.8L); except Sta. Wagon (models with dual outlet muffler)	



DIRECT FIT MSL/MAXIMUM Muffler... 700091, UNIVERSAL FIT MSL/MAXIMUM Muffler... 6570, 709015

1987	4 Cyl.	Century Sta. Wagon, 151 Engine (2.5L)	(861)
-------------	--------	---------------------------------------	--------------



^[A1] Cut O.E. Manifold Pipe directly behind pipe to converter weld. Remove any portion of original Manifold Pipe that is in converter inlet. 58335 is then installed inside O.E.M. converter inlet. Use with O.E.M. converter only.

DIRECT FIT MSL/MAXIMUM Muffler... 6538, UNIVERSAL FIT MSL/MAXIMUM Muffler... 709011, Silentone DIY Muffler... 5528

NA-Not Available. NR-Not Required. FL-Remove and Re-Use Old Flange. ● Golden Warehouse. O.E.-Original Equipment.
Airtube Kit [4948] may be required to complete installation. EFI-Electronic Fuel Injection.

[1] OE system was a welded assembly. It is recommended that all parts noted [1] should be replaced.

[900] Direct fit converter may require resizing, cutting or bushing.

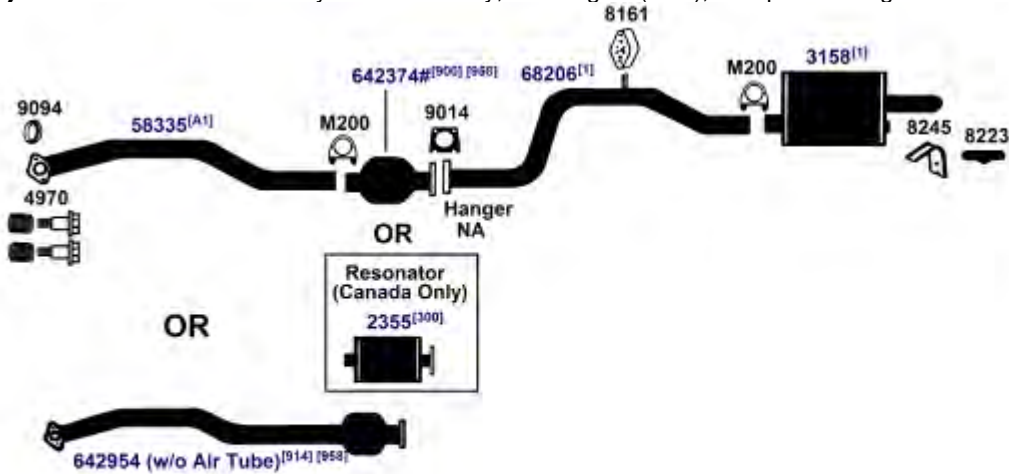
[914] Direct fit converter includes front (Exhaust) pipe, (1) piece assembly.

[915] Does not include complete front pipe.

[958] Federal & California Emission vehicles. Not legal for sale for vehicles licensed in California.

BUICK CENTURY, REGAL (Also see Buick Somerset Regal)

(857) 86-87 4 Cyl. Century, 151 Engine (2.5L); except Sta. Wagon



[A1] Cut O.E. Manifold Pipe directly behind pipe to converter weld. Remove any portion of original Manifold Pipe that is in converter inlet. 58335 is then installed inside O.E.M. converter inlet. Use with O.E.M. converter only.

DIRECT FIT MSL/MAXIMUM Muffler... 6573, UNIVERSAL FIT MSL/MAXIMUM Muffler... 6544, 6562, 709014, Silentone DIY Muffler... 5535

(852) 86-87 8 Cyl. Regal, 307 Engine (5.0L)



DIRECT FIT MSL/MAXIMUM Muffler... 700057, UNIVERSAL FIT MSL/MAXIMUM Muffler... 6540, Silentone DIY Muffler... 5522

NA-Not Available. NR-Not Required. FL-Remove and Re-Use Old Flange. ● Golden Warehouse. O.E.-Original Equipment.
Airtube Kit [4948] may be required to complete installation. EFI-Electronic Fuel Injection.

[1] OE system was a welded assembly. It is recommended that all parts noted [1] should be replaced.

[300] For use when resonator originated from O.E. manufacturer.

[900] Direct fit converter may require resizing, cutting or bushing.

[914] Direct fit converter includes front (Exhaust) pipe, (1) piece assembly.

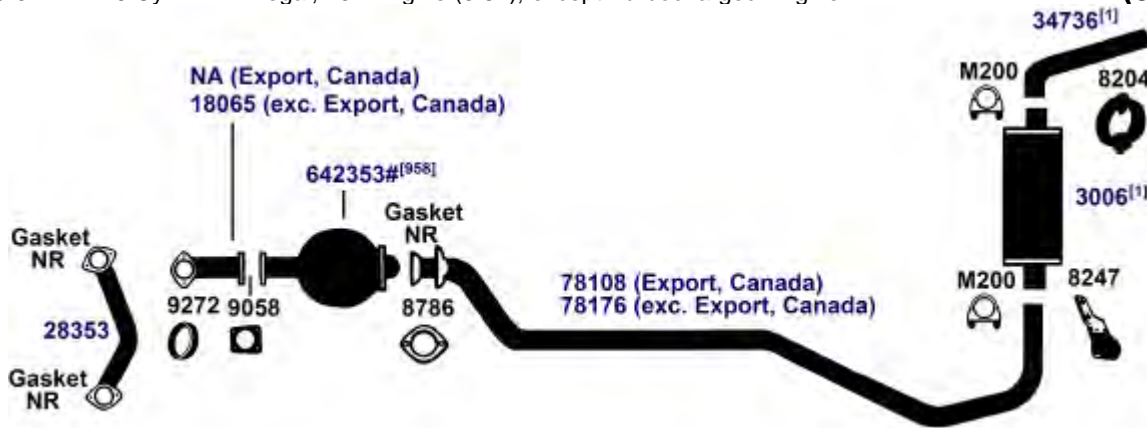
[915] Does not include complete front pipe.

[958] Federal & California Emission vehicles. Not legal for sale for vehicles licensed in California.

BUICK CENTURY, REGAL (Also see Buick Somerset Regal)

85-87 6 Cyl. Regal, 231 Engine (3.8L); except Turbocharged Engine

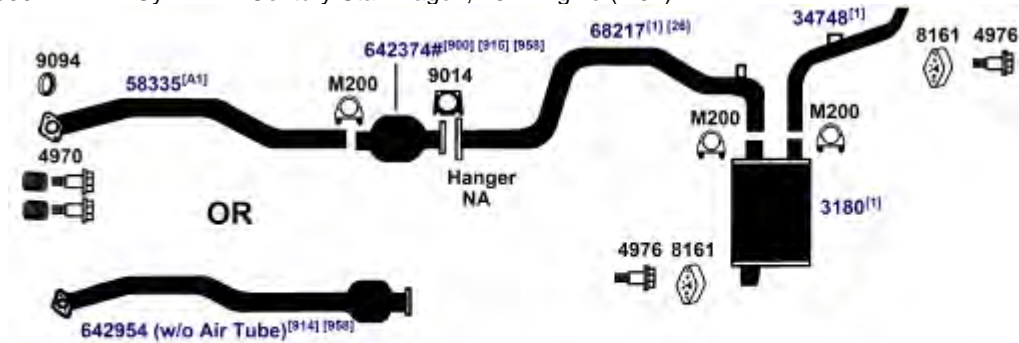
(856)



DIRECT FIT MSL/MAXIMUM Muffler... 6540, Silentone DIY Muffler... 5503

1986 4 Cyl. Century Sta. Wagon, 151 Engine (2.5L)

(855)

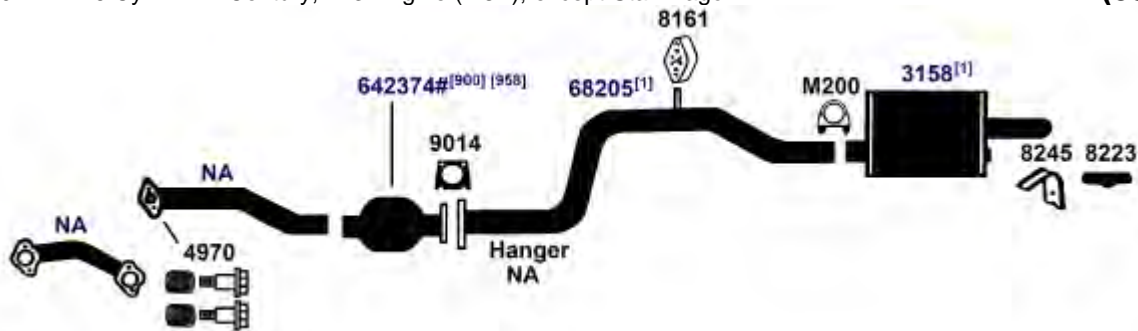


^[A1] Cut O.E. Manifold Pipe directly behind pipe to converter weld. Remove any portion of original Manifold Pipe that is in converter inlet. 58335 is then installed inside O.E.M. converter inlet. Use with O.E.M. converter only.

DIRECT FIT MSL/MAXIMUM Muffler... 6564

1986 6 Cyl. Century, 173 Engine (2.8X); except Sta. Wagon

(854)



DIRECT FIT MSL/MAXIMUM Muffler... 6573, UNIVERSAL FIT MSL/MAXIMUM Muffler... 6544, 6562, 709014, Silentone DIY Muffler... 5535

NA-Not Available. NR-Not Required. FL-Remove and Re-Use Old Flange. ● Golden Warehouse. O.E.-Original Equipment.
Airtube Kit [4948] may be required to complete installation. EFI-Electronic Fuel Injection.

[1] OE system was a welded assembly. It is recommended that all parts noted [1] should be replaced.

[26] Bracket on pipe is not required on all applications.

[900] Direct fit converter may require resizing, cutting or bushing.

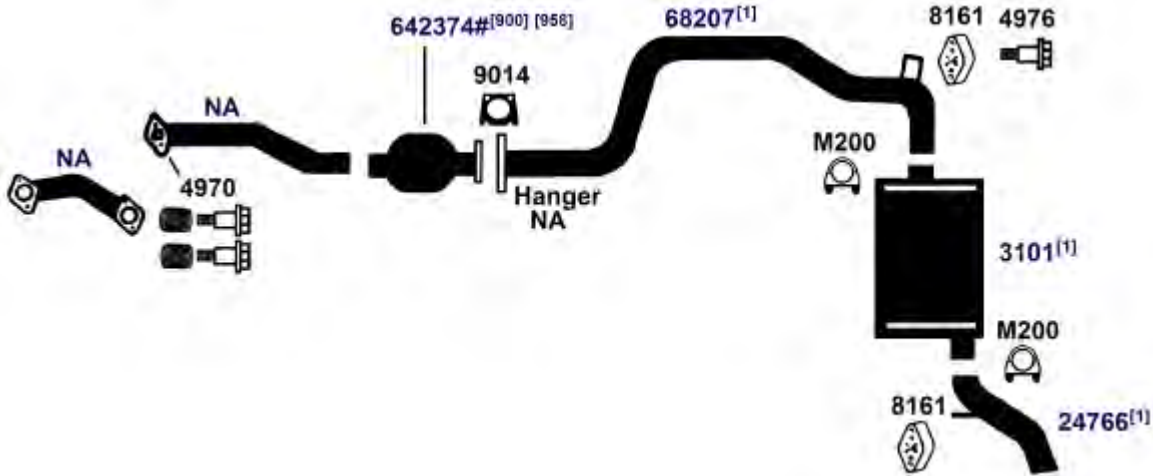
[914] Direct fit converter includes front (Exhaust) pipe, (1) piece assembly.

[915] Does not include complete front pipe.

[958] Federal & California Emission vehicles. Not legal for sale for vehicles licensed in California.

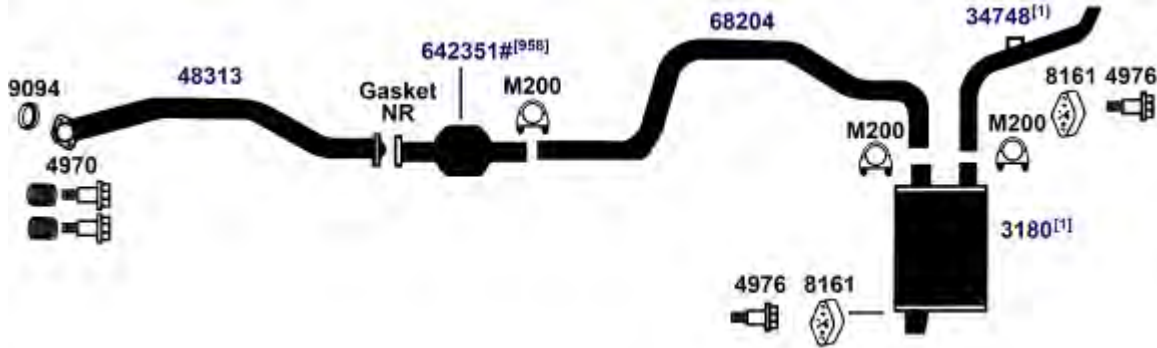
BUICK CENTURY, REGAL (Also see Buick Somerset Regal)

(853) 1986 6 Cyl. Century Sta. Wagon, 173 Engine (2.8X)



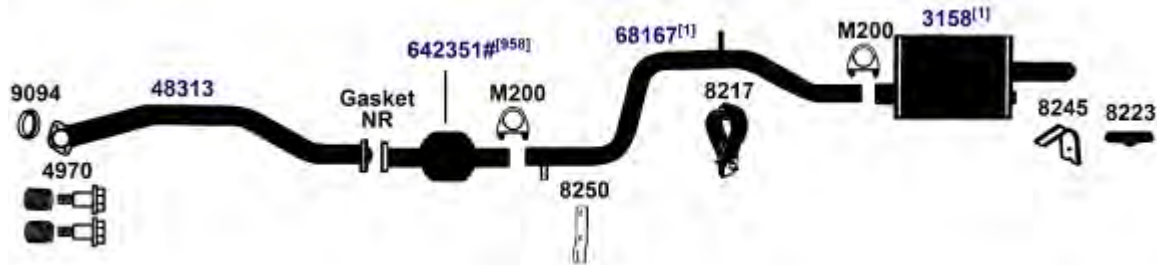
DIRECT FIT MSL/MAXIMUM Muffler... 6538, UNIVERSAL FIT MSL/MAXIMUM Muffler... 709011, Silentone DIY Muffler... 5528

(844) 1985 4 Cyl. Century Sta. Wagon, 151 Engine (2.5L)



DIRECT FIT MSL/MAXIMUM Muffler... 6564

(845) 1985 4 Cyl. Century, 151 Engine (2.5L)



DIRECT FIT MSL/MAXIMUM Muffler... 6573, UNIVERSAL FIT MSL/MAXIMUM Muffler... 6544, 6562, 709014, Silentone DIY Muffler... 5535

NA-Not Available. NR-Not Required. FL-Remove and Re-Use Old Flange. ● Golden Warehouse. O.E.-Original Equipment.

Airtube Kit [4948] may be required to complete installation. EFI-Electronic Fuel Injection.

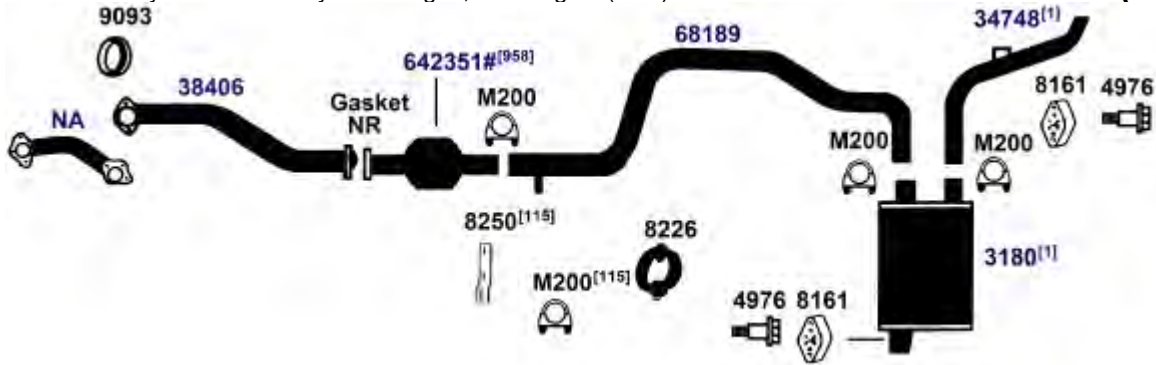
[1] OE system was a welded assembly. It is recommended that all parts noted [1] should be replaced.

[900] Direct fit converter may require resizing, cutting or bushing.

[958] Federal & California Emission vehicles. Not legal for sale for vehicles licensed in California.

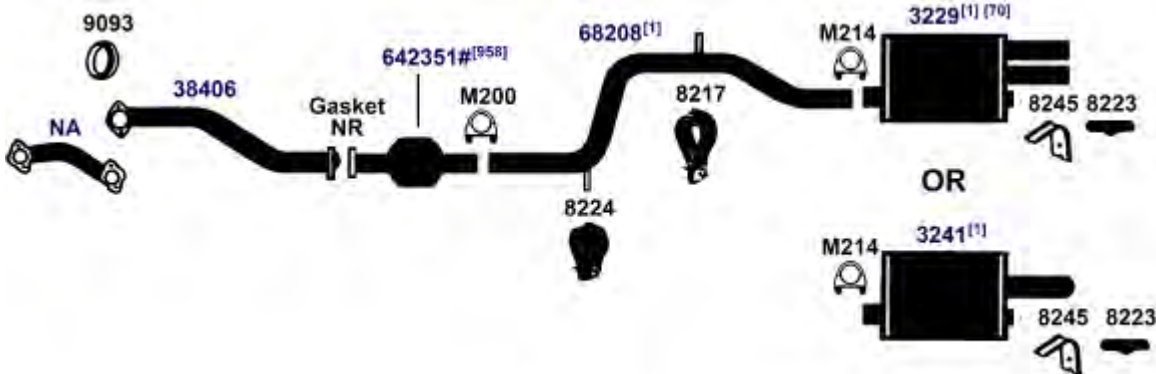
BUICK CENTURY, REGAL (Also see Buick Somerset Regal)

1985 6 Cyl. Century Sta. Wagon, 181 Engine (3.0L) (876)



DIRECT FIT MSL/MAXIMUM Muffler... 6564

1985 6 Cyl. Century, 231 Engine (3.8L), Vin Code 3; except Sta. Wagon (851)



DIRECT FIT MSL/MAXIMUM Muffler... Dual Outlet (3229)- 700091, Single Outlet (3241)- 6591, UNIVERSAL FIT MSL/MAXIMUM Muffler... Dual Outlet (3229)- 6570, 709015, Single Outlet (3241)- 6562, 709014, Silentone DIY Muffler... Single Outlet (3241)- 5556 and 14636 Spout and 8506 Bracket, 8245 hanger

NA-Not Available. NR-Not Required. FL-Remove and Re-Use Old Flange. ● Golden Warehouse. O.E.-Original Equipment.
Airtube Kit [4948] may be required to complete installation. EFI-Electronic Fuel Injection.

[1] OE system was a welded assembly. It is recommended that all parts noted [1] should be replaced.

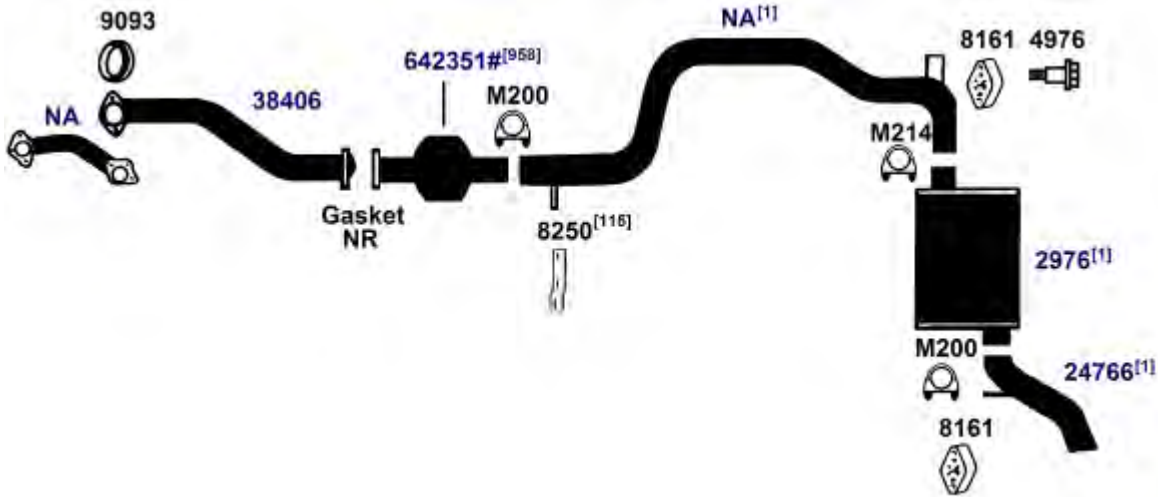
[70] On some models the plastic panel below the rear bumper may have to be trimmed for dual spouts on muffler 3229.

[115] Not required for installation if bracket is welded on exhaust pipe.

[958] Federal & California Emission vehicles. Not legal for sale for vehicles licensed in California.

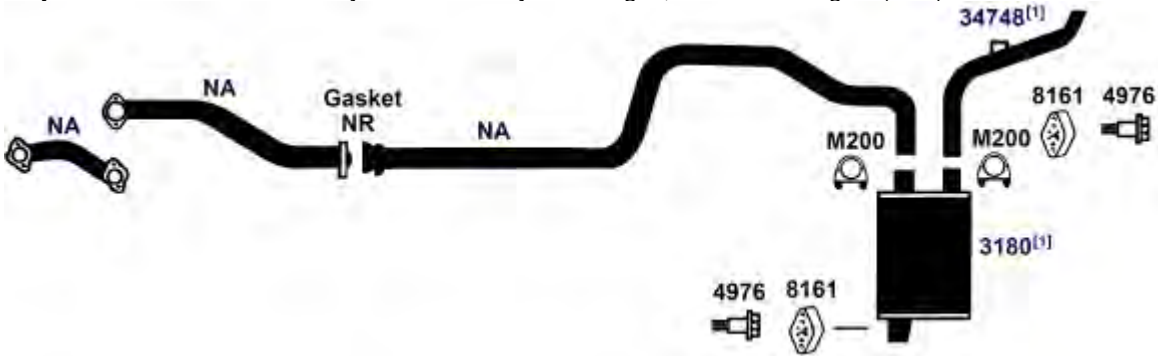
BUICK CENTURY, REGAL (Also see Buick Somerset Regal)

(869) 1985 6 Cyl. Century Sta. Wagon, 231 Engine (3.8L)



DIRECT FIT MSL/MAXIMUM Muffler... 6543, UNIVERSAL FIT MSL/MAXIMUM Muffler... 709012, Silentone DIY Muffler... 5528

(841) 1985 6 Cyl. Century Sta. Wagon, 260 Diesel Engine (4.3L)



DIRECT FIT MSL/MAXIMUM Muffler... 6564

NA-Not Available. NR-Not Required. FL-Remove and Re-Use Old Flange. ● Golden Warehouse. O.E.-Original Equipment.
 # Airtube Kit [4948] may be required to complete installation. EFI-Electronic Fuel Injection.

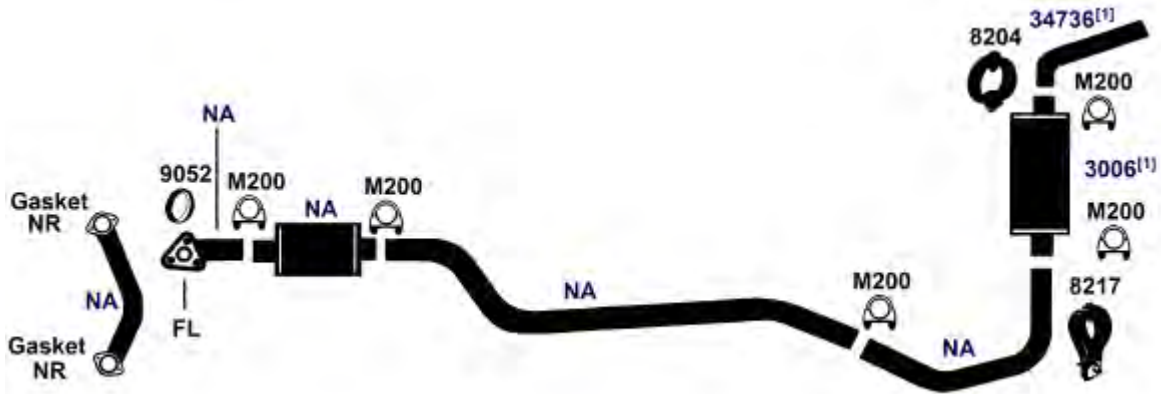
[1] OE system was a welded assembly. It is recommended that all parts noted [1] should be replaced. [958] Federal & California Emission vehicles. Not legal for sale for vehicles licensed in California.

[115] Not required for installation if bracket is welded on exhaust pipe.

BUICK CENTURY, REGAL (Also see Buick Somerset Regal)

1985 6 Cyl. Regal, 260 Diesel Engine (4.3L)

(835)



DIRECT FIT MSL/MAXIMUM Muffler... Rear Muffler- 6540, Silentone DIY Muffler... Rear Muffler- 5503

1985 6 Cyl. Century, 260 Diesel Engine (4.3L); except Sta. Wagon

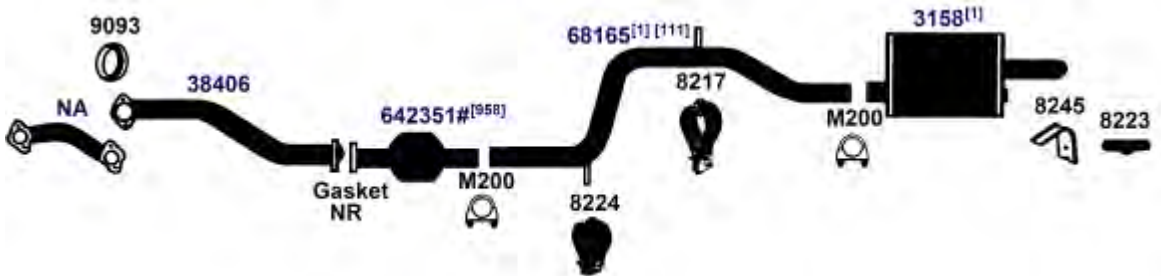
(870)



DIRECT FIT MSL/MAXIMUM Muffler... 6573, UNIVERSAL FIT MSL/MAXIMUM Muffler... 6544, 6562, 709014, Silentone DIY Muffler... 5535

1985 6 Cyl. Century, 181 Engine (3.0L) (1st Design for 1985 models)

(837)



DIRECT FIT MSL/MAXIMUM Muffler... 6573, UNIVERSAL FIT MSL/MAXIMUM Muffler... 6544, 6562, 709014, Silentone DIY Muffler... 5535

NA-Not Available. NR-Not Required. FL-Remove and Re-Use Old Flange. ● Golden Warehouse. O.E.-Original Equipment.
Airtube Kit [4948] may be required to complete installation. EFI-Electronic Fuel Injection.

[1] OE system was a welded assembly. It is recommended that all parts noted [1] should be replaced.

[958] Federal & California Emission vehicles. Not legal for sale for vehicles licensed in California.

[111] 1st Design welded bracket on exhaust pipe is 20" from inlet; 2nd Design is 3" from inlet.

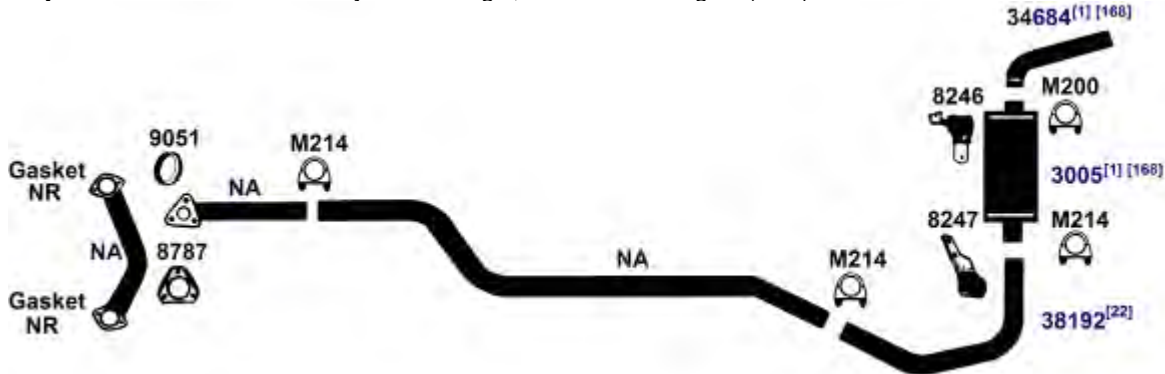
BUICK CENTURY, REGAL (Also see Buick Somerset Regal)

(865) 1985 6 Cyl. Century, 181 Engine (3.0L) (2nd Design)



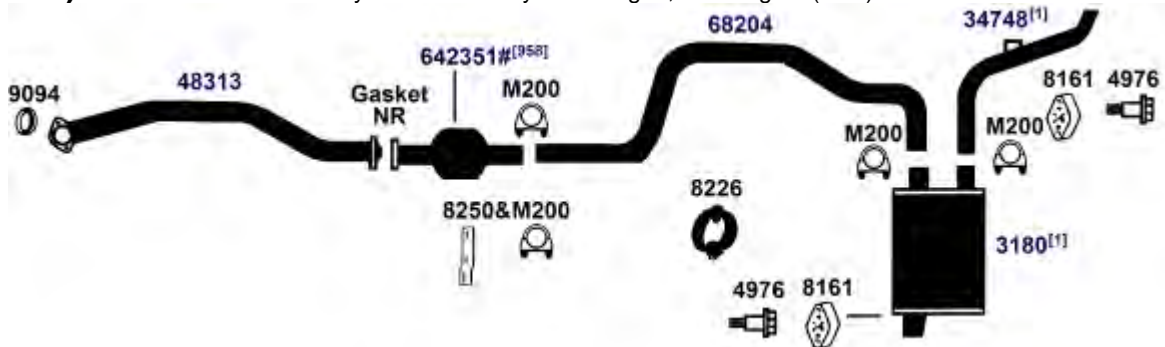
DIRECT FIT MSL/MAXIMUM Muffler... 6573, UNIVERSAL FIT MSL/MAXIMUM Muffler... 6544, 6562, 709014, Silentone DIY Muffler... 5535

(833) 1985 8 Cyl. Regal, 350N Diesel Engine (5.7L)



DIRECT FIT MSL/MAXIMUM Muffler... 700057, UNIVERSAL FIT MSL/MAXIMUM Muffler... 6540, Silentone DIY Muffler... 5522

(844E) 1984 4 Cyl. Century Sta. Wagon, 151 Engine (2.5L)



DIRECT FIT MSL/MAXIMUM Muffler... 6564

NA-Not Available. NR-Not Required. FL-Remove and Re-Use Old Flange. ● Golden Warehouse. O.E.-Original Equipment.
Airtube Kit [4948] may be required to complete installation. EFI-Electronic Fuel Injection.

[1] OE system was a welded assembly. It is recommended that all parts noted [1] should be replaced.

[3] Required for installation.

[22] O.E. exhaust pipe was one piece. Replacement is two pieces.

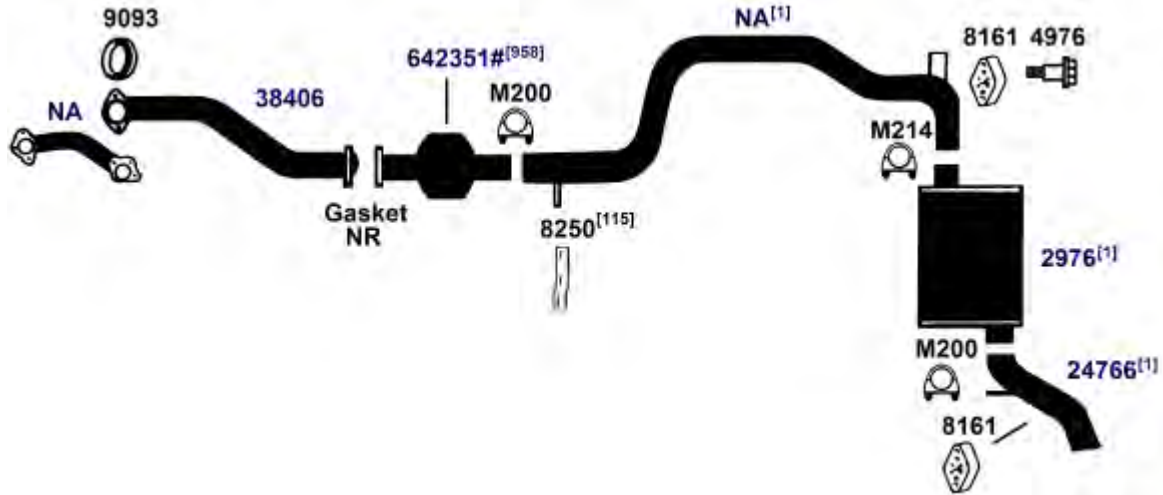
[111] 1st Design welded bracket on exhaust pipe is 20" from inlet; 2nd Design is 3" from inlet.

[168] Functionally approved Single Outlet System replaces Dual Outlet.

[958] Federal & California Emission vehicles. Not legal for sale for vehicles licensed in California.

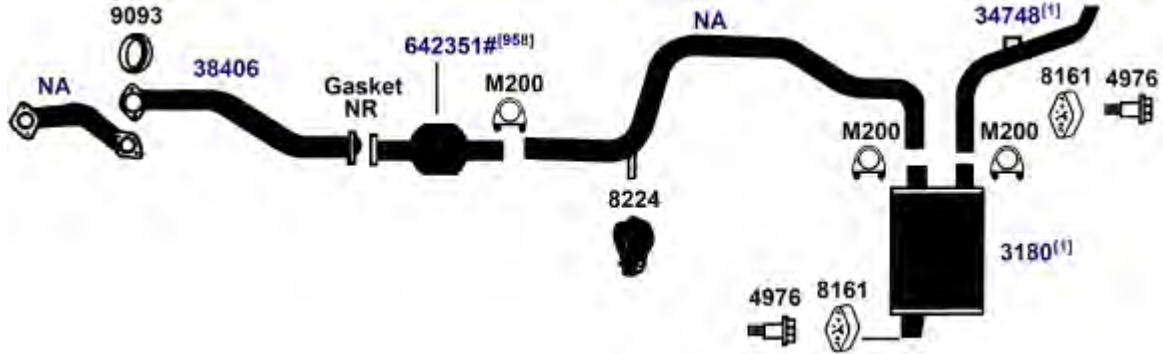
BUICK CENTURY, REGAL (Also see Buick Somerset Regal)

1984 6 Cyl. Century Sta. Wagon, 231 Engine (3.8L) (869E)



DIRECT FIT MSL/MAXIMUM Muffler... 6543, UNIVERSAL FIT MSL/MAXIMUM Muffler... 709012, Silentone DIY Muffler... 5528

1984 6 Cyl. Century Station Wagon, 3.0L, 181 Engine, 1st Design[111] (843)



DIRECT FIT MSL/MAXIMUM Muffler... 6564

NA-Not Available. NR-Not Required. FL-Remove and Re-Use Old Flange. ● Golden Warehouse. O.E.-Original Equipment.
 # Airtube Kit [4948] may be required to complete installation. EFI-Electronic Fuel Injection.

[1] OE system was a welded assembly. It is recommended that all parts noted [1] should be replaced. [958] Federal & California Emission vehicles. Not legal for sale for vehicles licensed in California.
 [115] Not required for installation if bracket is welded on exhaust pipe.

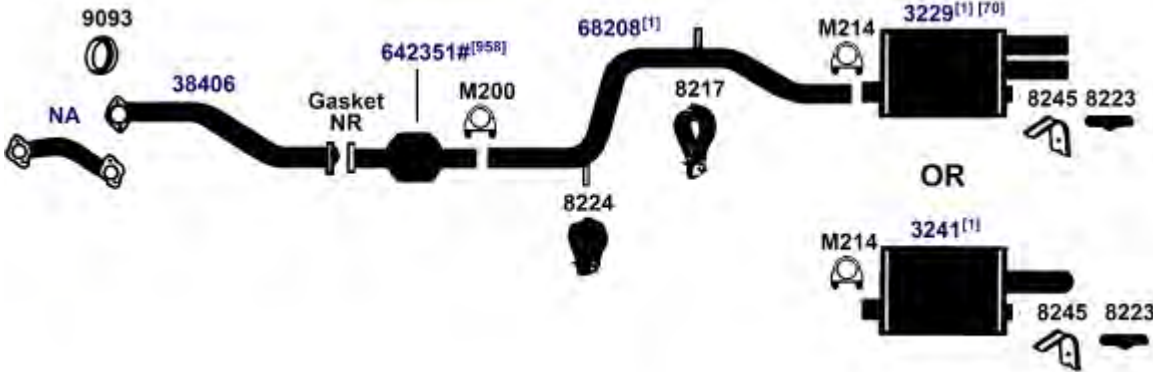
BUICK CENTURY, REGAL (Also see Buick Somerset Regal)

(856E) 1984 6 Cyl. Regal, 231 Engine (3.8L); except Turbocharged Engine



DIRECT FIT MSL/MAXIMUM Muffler... 6540, Silentone DIY Muffler... 5503

(851E) 1984 6 Cyl. Century, 231 Engine (3.8L), Vin Code 3; except Sta. Wagon



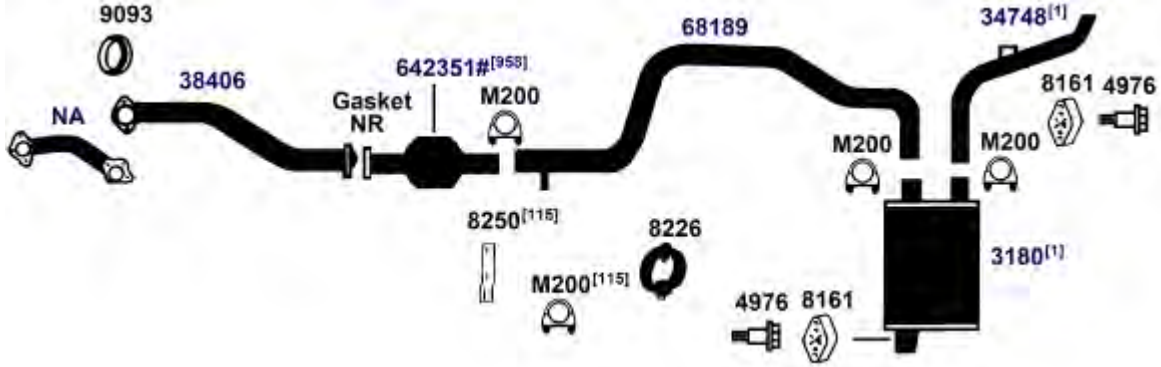
DIRECT FIT MSL/MAXIMUM Muffler... Dual Outlet (3229)- 700091, Single Outlet (3241)- 6591, UNIVERSAL FIT MSL/MAXIMUM Muffler... Dual Outlet (3229)- 6570, 709015, Single Outlet (3241)- 6562, 709014, Silentone DIY Muffler... Single Outlet (3241)- 5556 and 14636 Spout and 8506 Bracket, 8245 hanger

NA-Not Available. NR-Not Required. FL-Remove and Re-Use Old Flange. ● Golden Warehouse. O.E.-Original Equipment.
Airtube Kit [4948] may be required to complete installation. EFI-Electronic Fuel Injection.

- [1] OE system was a welded assembly. It is recommended that all parts noted [1] should be replaced. [958] Federal & California Emission vehicles. Not legal for sale for vehicles licensed in California.
- [70] On some models the plastic panel below the rear bumper may have to be trimmed for dual spouts on muffler 3229.

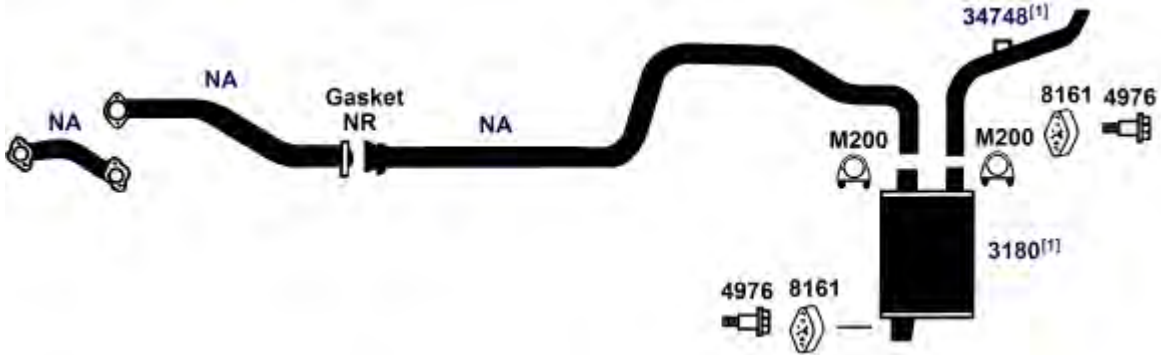
BUICK CENTURY, REGAL (Also see Buick Somerset Regal)

1984 6 Cyl. Century Sta. Wagon, 181 Engine (3.0L); 2nd Design [111] (876E)



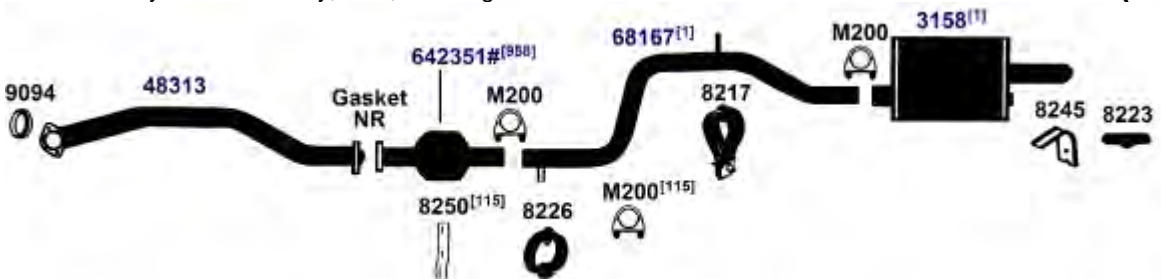
DIRECT FIT MSL/MAXIMUM Muffler... 6564

1984 6 Cyl. Century Sta. Wagon, 260 Diesel Engine (4.3L) (841E)



DIRECT FIT MSL/MAXIMUM Muffler... 6564

82-84 4 Cyl. Century, 2.5L, 151 Engine (845E)



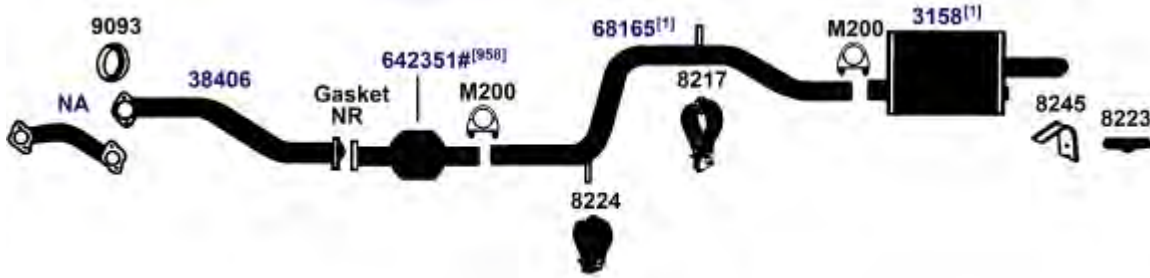
DIRECT FIT MSL/MAXIMUM Muffler... 6573, UNIVERSAL FIT MSL/MAXIMUM Muffler... 6544, 6562, 709014, Silentone DIY Muffler... 5535

NA-Not Available. NR-Not Required. FL-Remove and Re-Use Old Flange. ● Golden Warehouse. O.E.-Original Equipment.
Airtube Kit [4948] may be required to complete installation. EFI-Electronic Fuel Injection.

- [1] OE system was a welded assembly. It is recommended that all parts noted [1] should be replaced. [958] Federal & California Emission vehicles. Not legal for sale for vehicles licensed in California.
- [115] Not required for installation if bracket is welded on exhaust pipe.

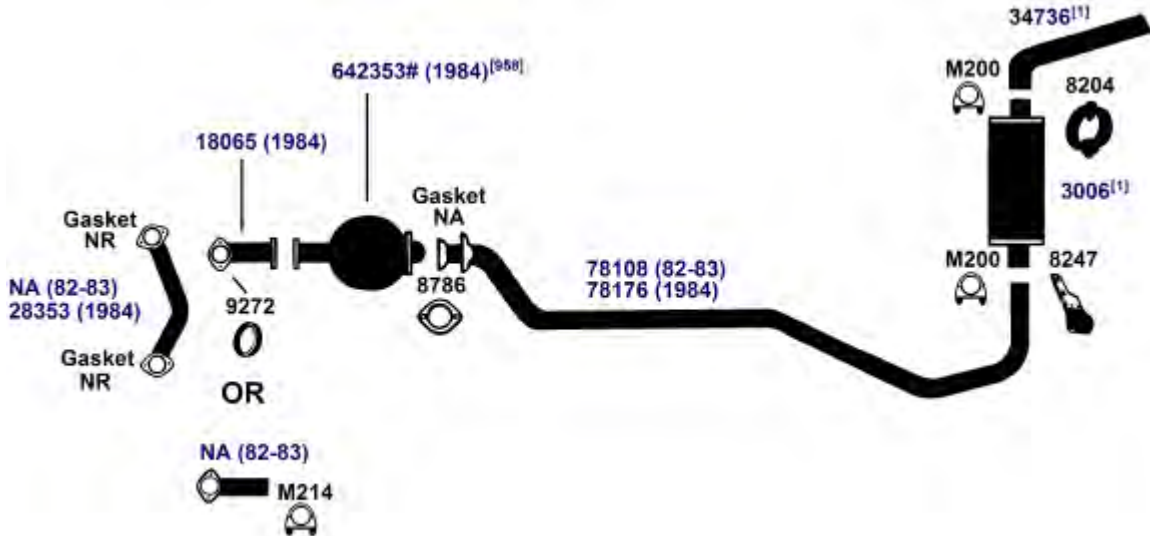
BUICK CENTURY, REGAL (Also see Buick Somerset Regal)

(837E) 82-84 6 Cyl. Century, 181 Engine (3.0L)



DIRECT FIT MSL/MAXIMUM Muffler... 6573, UNIVERSAL FIT MSL/MAXIMUM Muffler... 6544, 6562, 709014, Silentone DIY Muffler... 5535

(836) 82-84 6 Cyl. Regal, 4.1L, 252 Engine; All Models



DIRECT FIT MSL/MAXIMUM Muffler... 6540, Silentone DIY Muffler... 5503

(870E) 82-84 6 Cyl. Century, 260 Diesel Engine (4.3L); except Sta. Wagon



DIRECT FIT MSL/MAXIMUM Muffler... 6573, UNIVERSAL FIT MSL/MAXIMUM Muffler... 6544, 6562, 709014, Silentone DIY Muffler... 5535

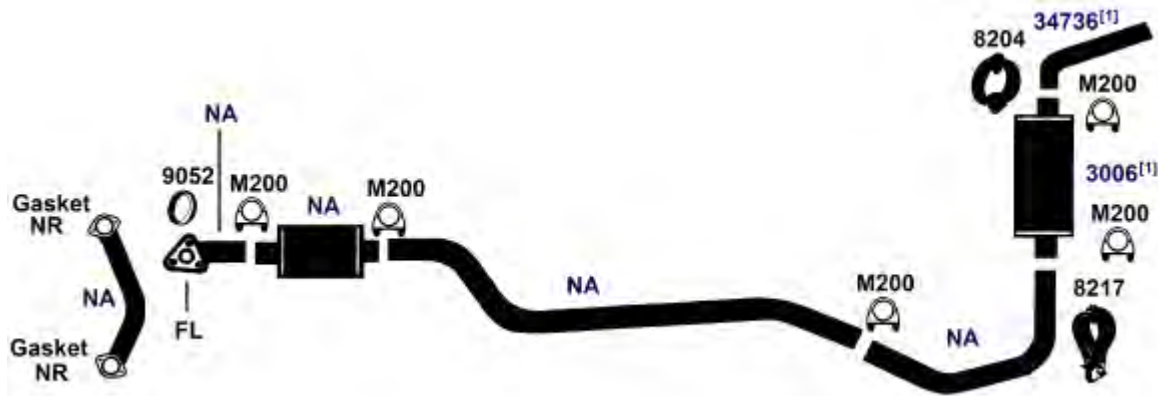
NA-Not Available. NR-Not Required. FL-Remove and Re-Use Old Flange. ● Golden Warehouse. O.E.-Original Equipment.
Airtube Kit [4948] may be required to complete installation. EFI-Electronic Fuel Injection.

[1] OE system was a welded assembly. It is recommended that all parts noted [1] should be replaced. [958] Federal & California Emission vehicles. Not legal for sale for vehicles licensed in California.

BUICK CENTURY, REGAL (Also see Buick Somerset Regal)

82-84 6 Cyl. Regal, 260 Diesel Engine (4.3L)

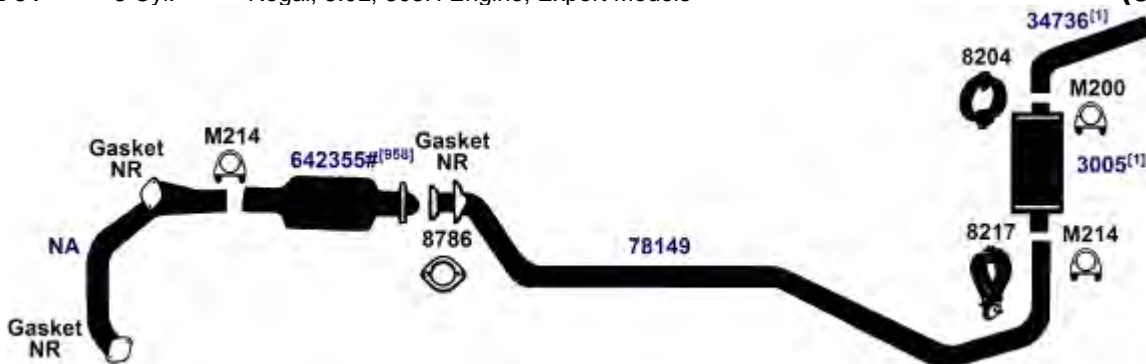
(835E)



DIRECT FIT MSL/MAXIMUM Muffler... Rear Muffler- 6540, Silentone DIY Muffler... Rear Muffler- 5503

82-84 8 Cyl. Regal, 5.0L, 305H Engine; Export Models

(840)



DIRECT FIT MSL/MAXIMUM Muffler... 700057, UNIVERSAL FIT MSL/MAXIMUM Muffler... 6540, Silentone DIY Muffler... 5522

NA-Not Available. NR-Not Required. FL-Remove and Re-Use Old Flange. ● Golden Warehouse. O.E.-Original Equipment.
Airtube Kit [4948] may be required to complete installation. EFI-Electronic Fuel Injection.

[1] OE system was a welded assembly. It is recommended that all parts noted [1] should be replaced. [958] Federal & California Emission vehicles. Not legal for sale for vehicles licensed in California.

BUICK CENTURY, REGAL (Also see Buick Somerset Regal)

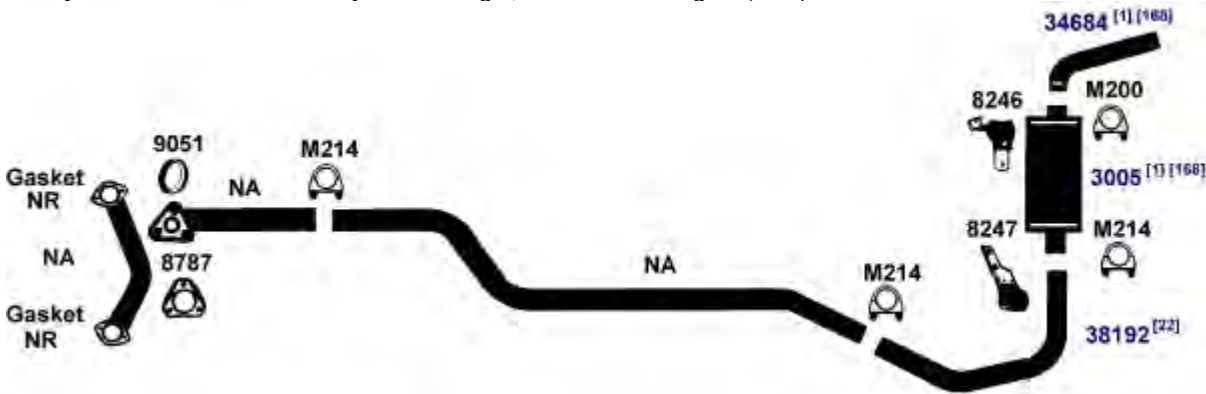
(839) 1983 6 Cyl. Regal, 3.8L, 231 Engine; except Turbo

NA (Calif., Export, Canada)
 NA (1st Design exc. Calif., Export, Canada)^[184]
 28353 (2nd Design exc. Calif., Export, Canada)^[184]



DIRECT FIT MSL/MAXIMUM Muffler... 6540, Silentone DIY Muffler... 5503

(833E) 82-83 8 Cyl. Regal, 350N Diesel Engine (5.7L)



DIRECT FIT MSL/MAXIMUM Muffler... 700057, UNIVERSAL FIT MSL/MAXIMUM Muffler... 6540, Silentone DIY Muffler... 5522

NA-Not Available. NR-Not Required. FL-Remove and Re-Use Old Flange. ● Golden Warehouse. O.E.-Original Equipment.
 # Airtube Kit [4948] may be required to complete installation. EFI-Electronic Fuel Injection.

[1] OE system was a welded assembly. It is recommended that all parts noted [1] should be replaced.

[22] O.E. exhaust pipe was one piece. Replacement is two pieces.

[168] Functionally approved Single Outlet System replaces Dual Outlet.

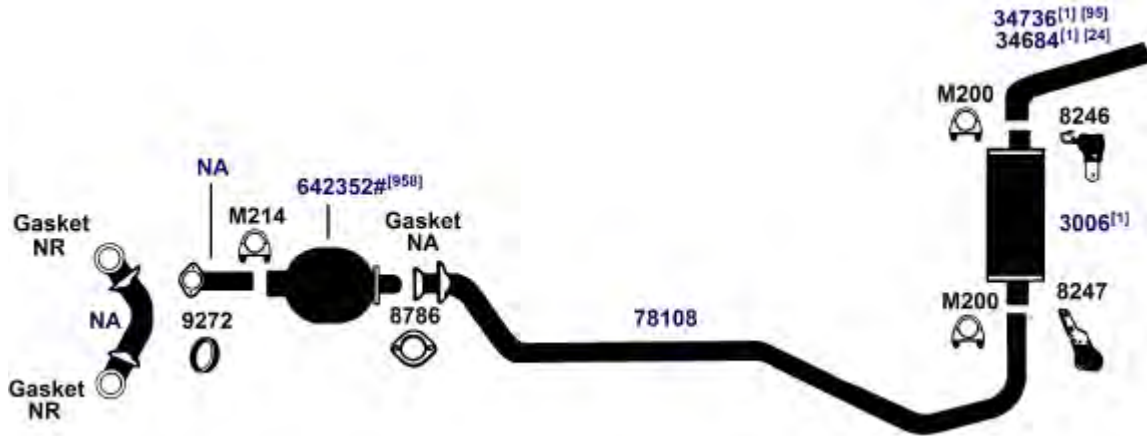
[184] 1st Design has EFE actuator on left hand manifold. 2nd Design does not.

[958] Federal & California Emission vehicles. Not legal for sale for vehicles licensed in California.

BUICK CENTURY, REGAL (Also see Buick Somerset Regal)

1982 6 Cyl. Regal, 231 Engine, All Models without Turbo

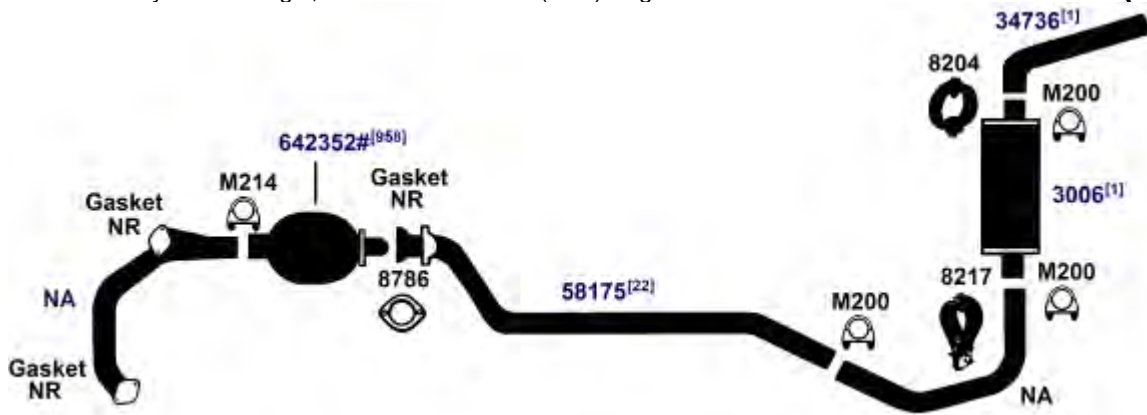
(832)



DIRECT FIT MSL/MAXIMUM Muffler... 6540, Silentone DIY Muffler... 5503

1982 8 Cyl. Regal, All Models with 267 (4.4L) Engine

(831)



DIRECT FIT MSL/MAXIMUM Muffler... 6540, Silentone DIY Muffler... 5503

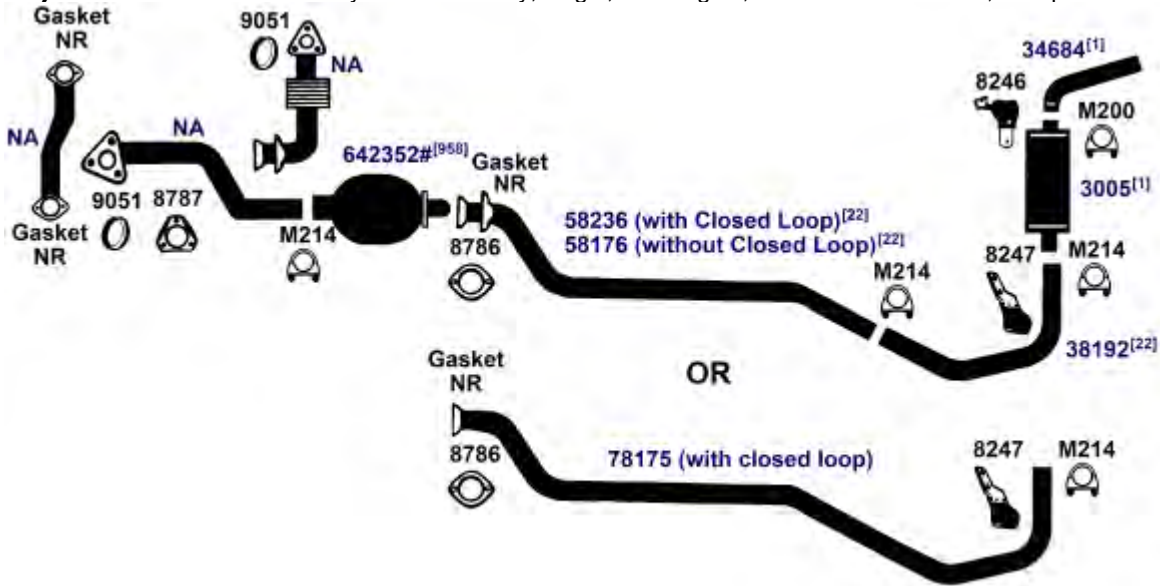
NA-Not Available. NR-Not Required. FL-Remove and Re-Use Old Flange. ● Golden Warehouse. O.E.-Original Equipment.
Airtube Kit [4948] may be required to complete installation. EFI-Electronic Fuel Injection.

- [1] OE system was a welded assembly. It is recommended that all parts noted [1] should be replaced.
- [22] O.E. exhaust pipe was one piece. Replacement is two pieces.
- [24] Early 1982 models with bracket on top of tail pipe.

- [95] Late 1982 models with bracket below tail pipe.
- [958] Federal & California Emission vehicles. Not legal for sale for vehicles licensed in California.

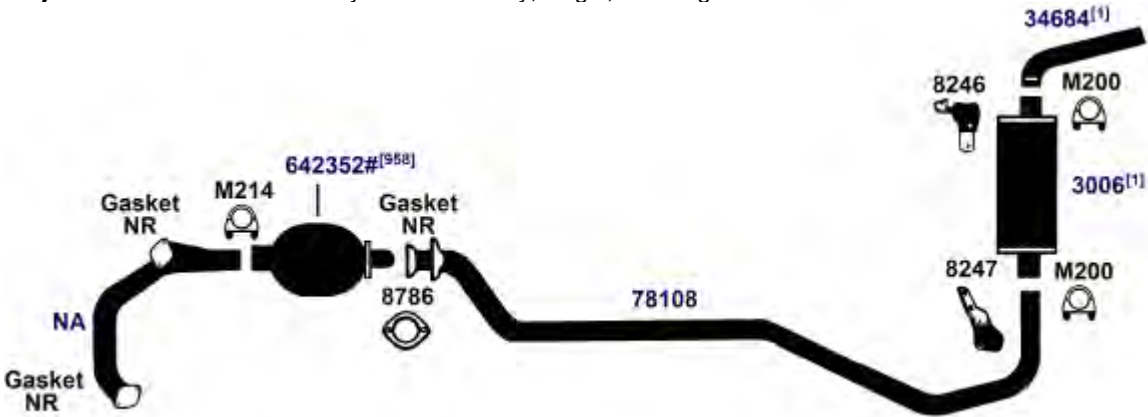
BUICK CENTURY, REGAL (Also see Buick Somerset Regal)

(828) 1981 6 Cyl. Century, Regal; 231 Engine, All Models with Turbo, except Station Wagon



DIRECT FIT MSL/MAXIMUM Muffler... 700057, UNIVERSAL FIT MSL/MAXIMUM Muffler... 6540, Silentone DIY Muffler... 5522

(830) 1981 8 Cyl. Century, Regal; 267 Engine



DIRECT FIT MSL/MAXIMUM Muffler... 6540, Silentone DIY Muffler... 5503

NA-Not Available. NR-Not Required. FL-Remove and Re-Use Old Flange. ● Golden Warehouse. O.E.-Original Equipment.
Airtube Kit [4948] may be required to complete installation. EFI-Electronic Fuel Injection.

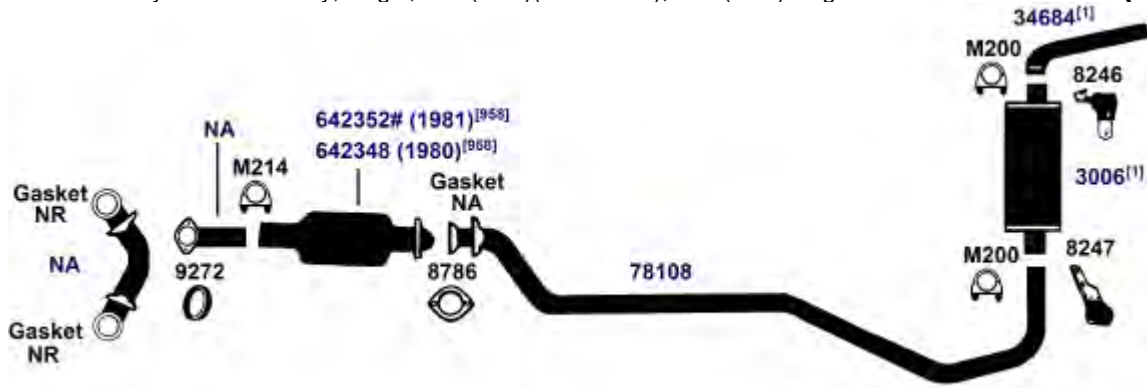
[1] OE system was a welded assembly. It is recommended that all parts noted [1] should be replaced. [958] Federal & California Emission vehicles. Not legal for sale for vehicles licensed in California.

[22] O.E. exhaust pipe was one piece. Replacement is two pieces.

BUICK CENTURY, REGAL (Also see Buick Somerset Regal)

80-81 6 Cyl. Century, Regal; 231 (3.8L)(exc. Turbo), 252 (4.1L) Engine

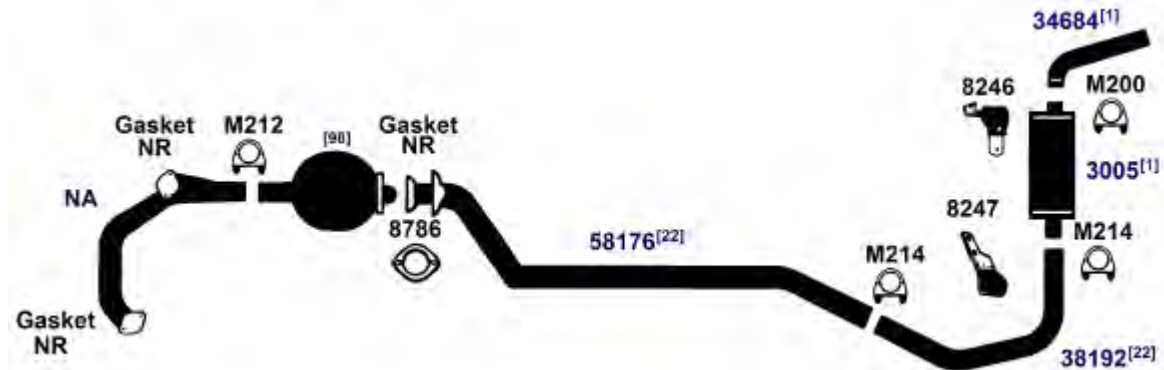
(829)



DIRECT FIT MSL/MAXIMUM Muffler... 6540, Silentone DIY Muffler... 5503

80-81 8 Cyl. Century, Regal; 305H Engine, All Models with 4-barrel Carb.

(825)



DIRECT FIT MSL/MAXIMUM Muffler... 700057, UNIVERSAL FIT MSL/MAXIMUM Muffler... 6540, Silentone DIY Muffler... 5522

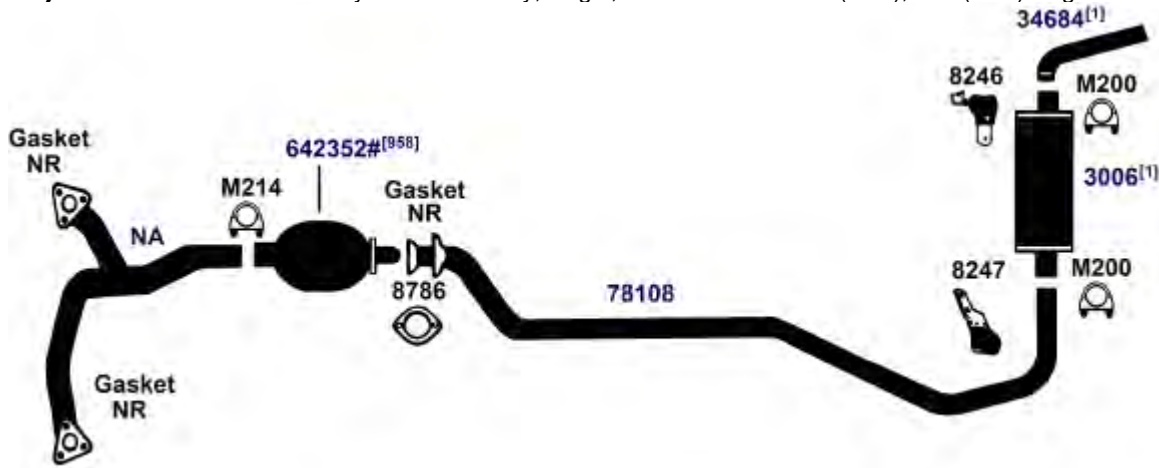
NA-Not Available. NR-Not Required. FL-Remove and Re-Use Old Flange. ● Golden Warehouse. O.E.-Original Equipment.
Airtube Kit [4948] may be required to complete installation. EFI-Electronic Fuel Injection.

[1] OE system was a welded assembly. It is recommended that all parts noted [1] should be replaced.
[22] O.E. exhaust pipe was one piece. Replacement is two pieces.

[98] Refer to current Catalytic Converter catalog or Website catalog for availability.
[958] Federal & California Emission vehicles. Not legal for sale for vehicles licensed in California.

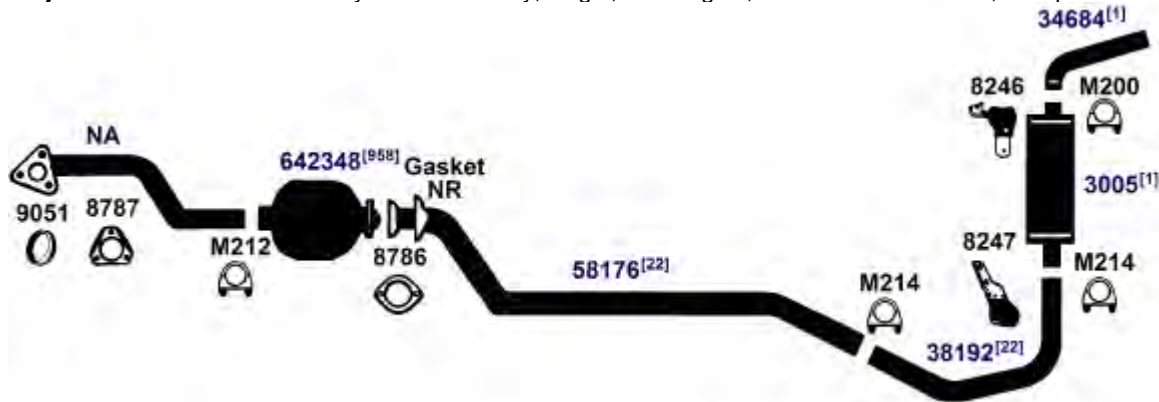
BUICK CENTURY, REGAL (Also see Buick Somerset Regal)

(826) 80-81 8 Cyl. Century, Regal; All Models with 265 (4.3L), 301 (4.9L) Engine



DIRECT FIT MSL/MAXIMUM Muffler... 6540, Silentone DIY Muffler... 5503

(873) 1980 6 Cyl. Century, Regal; 231 Engine, All Models with Turbo, except Station Wagon



DIRECT FIT MSL/MAXIMUM Muffler... 700057, UNIVERSAL FIT MSL/MAXIMUM Muffler... 6540, Silentone DIY Muffler... 5522

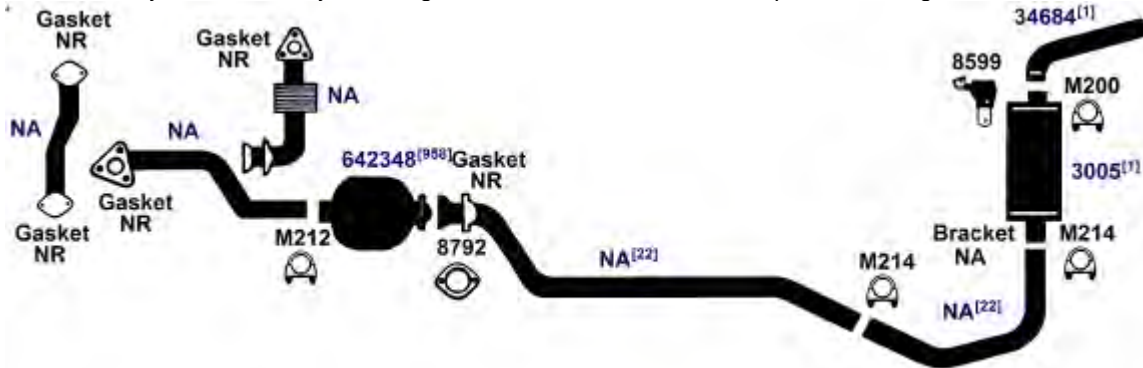
NA-Not Available. NR-Not Required. FL-Remove and Re-Use Old Flange. ● Golden Warehouse. O.E.-Original Equipment.
Airtube Kit [4948] may be required to complete installation. EFI-Electronic Fuel Injection.

[1] OE system was a welded assembly. It is recommended that all parts noted [1] should be replaced. [958] Federal & California Emission vehicles. Not legal for sale for vehicles licensed in California.

[22] O.E. exhaust pipe was one piece. Replacement is two pieces.

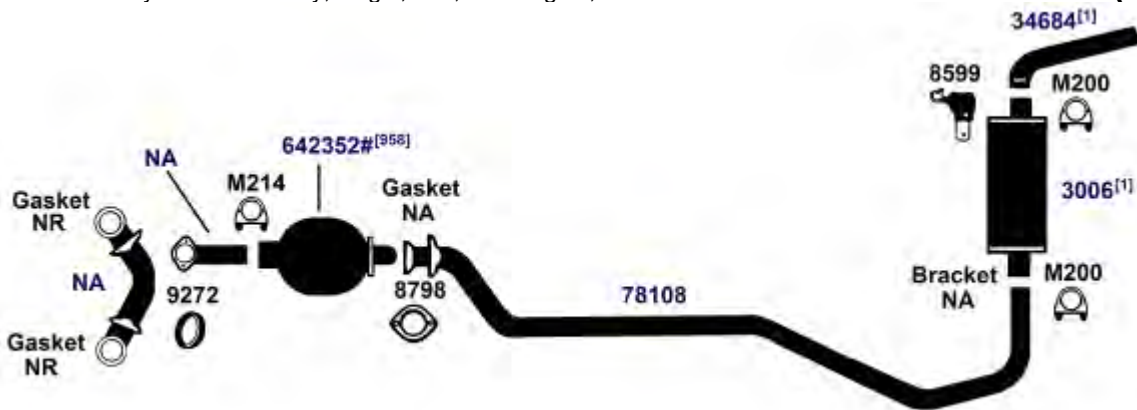
BUICK CENTURY, REGAL (Also see Buick Somerset Regal)

1979 6 Cyl. Regal, 231 Engine, All Models with Turbo (823)
 1979 6 Cyl. Century, 231 Engine, All Models with Turbo, except Station Wagon



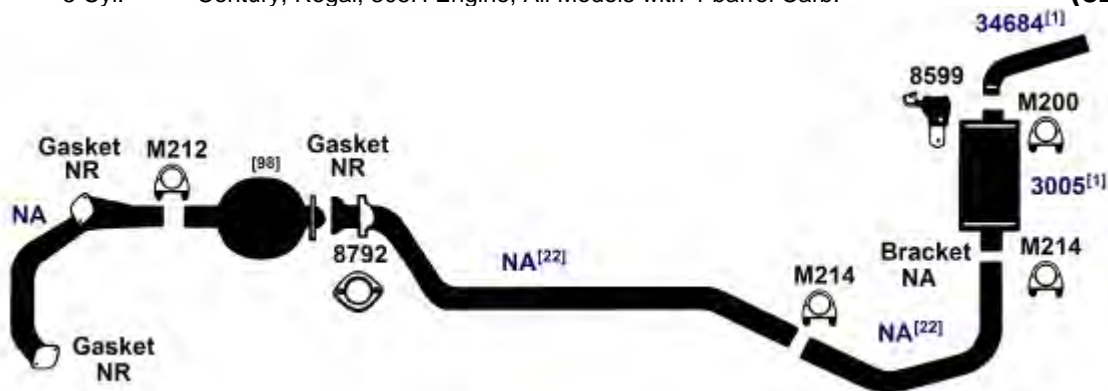
DIRECT FIT MSL/MAXIMUM Muffler... 700057, UNIVERSAL FIT MSL/MAXIMUM Muffler... 6540, Silentone DIY Muffler... 5522

1979 6 Cyl. Century, Regal; 196, 231 Engine; All Models without Turbo (824)



DIRECT FIT MSL/MAXIMUM Muffler... 6540, Silentone DIY Muffler... 5503

1979 8 Cyl. Century, Regal; 305H Engine, All Models with 4-barrel Carb. (820)



DIRECT FIT MSL/MAXIMUM Muffler... 700057, UNIVERSAL FIT MSL/MAXIMUM Muffler... 6540, Silentone DIY Muffler... 5522

NA-Not Available. NR-Not Required. FL-Remove and Re-Use Old Flange. ● Golden Warehouse. O.E.-Original Equipment.
 # Airtube Kit [4948] may be required to complete installation. EFI-Electronic Fuel Injection.

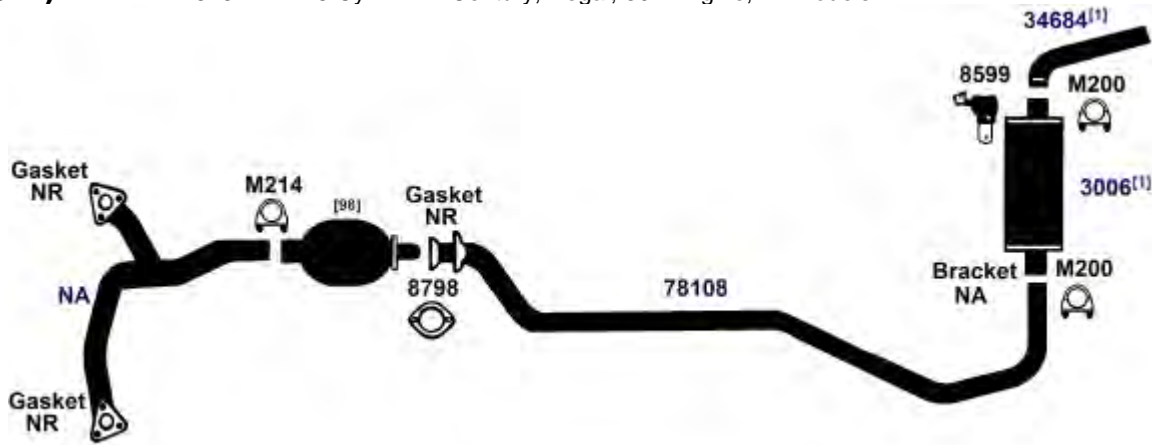
[1] OE system was a welded assembly. It is recommended that all parts noted [1] should be replaced.

[22] O.E. exhaust pipe was one piece. Replacement is two pieces.

[98] Refer to current Catalytic Converter catalog or Website catalog for availability.
 [958] Federal & California Emission vehicles. Not legal for sale for vehicles licensed in California.

BUICK CENTURY, REGAL (Also see Buick Somerset Regal)

(822) 1979 8 Cyl. Century, Regal; 301 Engine, All Models



DIRECT FIT MSL/MAXIMUM Muffler... 6540, Silentone DIY Muffler... 5503

(819) 1979 8 Cyl. Century Station Wagon, 350L Engine



DIRECT FIT MSL/MAXIMUM Muffler... 700057, UNIVERSAL FIT MSL/MAXIMUM Muffler... 6540, Silentone DIY Muffler... 5522

NA-Not Available. NR-Not Required. FL-Remove and Re-Use Old Flange. ● Golden Warehouse. O.E.-Original Equipment.
Airtube Kit [4948] may be required to complete installation. EFI-Electronic Fuel Injection.

[1] OE system was a welded assembly. It is recommended that all parts noted [1] should be replaced.

[22] O.E. exhaust pipe was one piece. Replacement is two pieces.

[98] Refer to current Catalytic Converter catalog or Website catalog for availability.

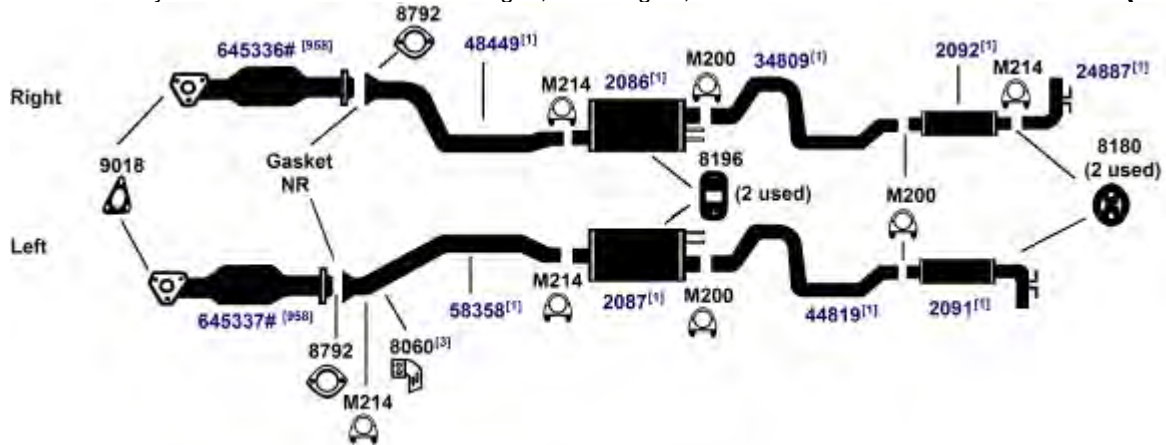
[168] Functionally approved Single Outlet System replaces Dual Outlet.

[958] Federal & California Emission vehicles. Not legal for sale for vehicles licensed in California.

BUICK ELECTRA, LESABRE, PARK AVE., ROADMASTER

1994 8 Cyl. Roadmaster Estate Wagon, 5.7L Engine, Dual Exhaust

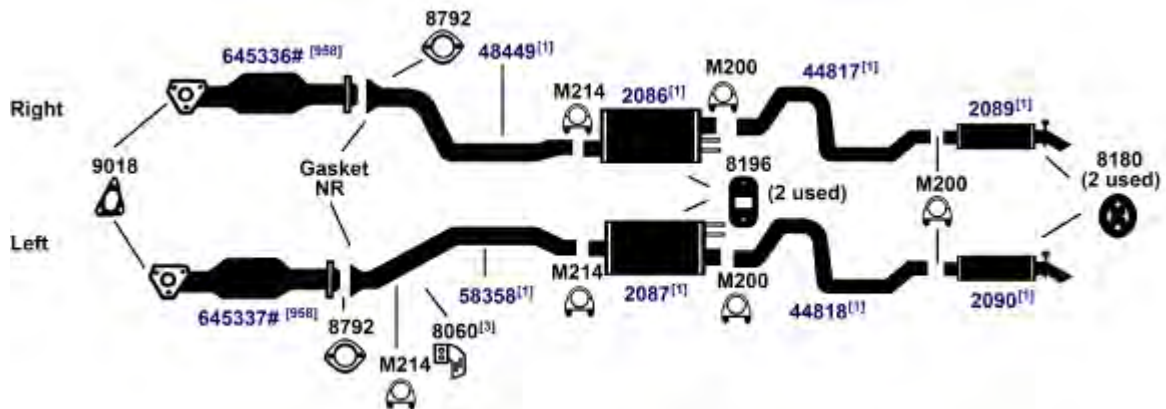
(685)



DIRECT FIT MSL/MAXIMUM Muffler... Right Front Muffler- 700171, Left Front Muffler- 700172, Left Rear Muffler- 700318, Right Rear Muffler- 700316, UNIVERSAL FIT MSL/MAXIMUM Muffler... Right Front Muffler- 6538, 6543, 6553, 6556, 709012, Left Front Muffler- 6538, 6543, 6553, 6556, 709012

1994 8 Cyl. Roadmaster Sedan, 5.7L Engine, Dual Exhaust

(686)



DIRECT FIT MSL/MAXIMUM Muffler... Right Front Muffler- 700171, Left Front Muffler- 700172, Right Rear Muffler- 700231, Left Rear Muffler- 700232, UNIVERSAL FIT MSL/MAXIMUM Muffler... Right Front Muffler- 6538, 6543, 6553, 6556, 709012, Left Front Muffler- 6538, 6543, 6553, 6556, 709012

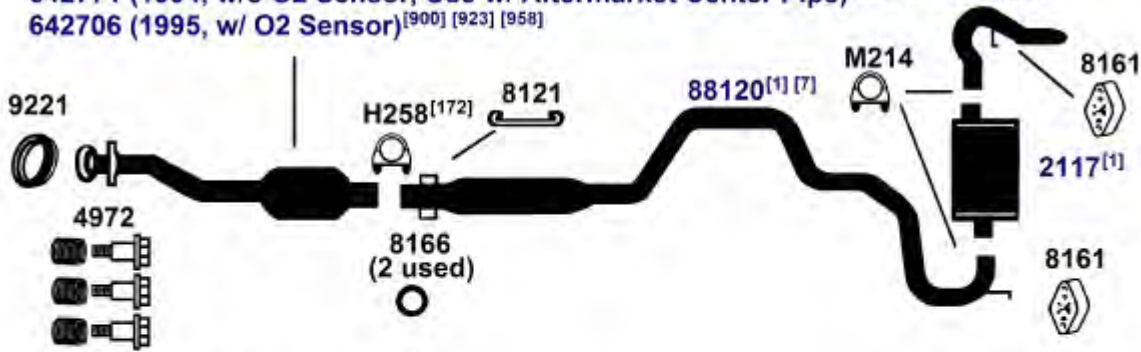
NA-Not Available. NR-Not Required. FL-Remove and Re-Use Old Flange. ● Golden Warehouse. O.E.-Original Equipment.
Airtube Kit [4948] may be required to complete installation. EFI-Electronic Fuel Injection.

- [1] OE system was a welded assembly. It is recommended that all parts noted [1] should be replaced. [958] Federal & California Emission vehicles. Not legal for sale for vehicles licensed in California.
- [3] Required for installation.

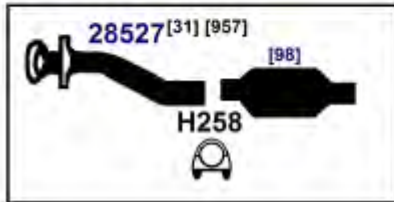
BUICK ELECTRA, LESABRE, PARK AVE., ROADMASTER

(688) 1994 6 Cyl. LeSabre, 3.8L Engine

642475 (1994, w/o O2 Sensor, Use w/ OE Center Pipe)^{[900] [923] [958]}
 642771 (1994, w/o O2 Sensor, Use w/ Aftermarket Center Pipe)^{[900] [958]} 24873^[1]
 642706 (1995, w/ O2 Sensor)^{[900] [923] [958]}



OR



DIRECT FIT MSL/MAXIMUM Muffler... 700234, UNIVERSAL FIT MSL/MAXIMUM Muffler... 709014

NA-Not Available. NR-Not Required. FL-Remove and Re-Use Old Flange. ● Golden Warehouse. O.E.-Original Equipment.
 # Airtube Kit [4948] may be required to complete installation. EFI-Electronic Fuel Injection.

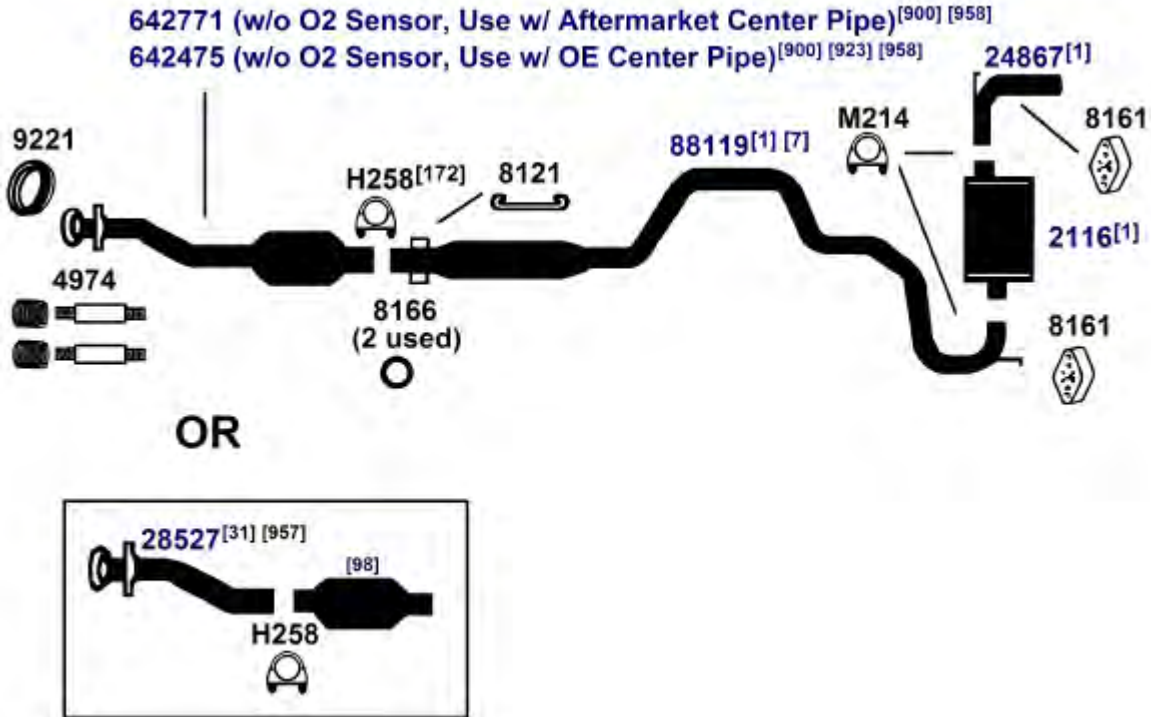
- [1] OE system was a welded assembly. It is recommended that all parts noted [1] should be replaced.
- [7] The O.E. extension pipe must be cut off 1 3/8" behind the pipe to converter weld.
- [31] The O.E. front exhaust pipe must be cut off 1 1/4" in front of the pipe to converter weld.
- [98] Refer to current Catalytic Converter catalog or Website catalog for availability.
- [172] Special O.E. style clamp designed for this application.

- [900] Direct fit converter may require resizing, cutting or bushing.
- [923] #3 bushing may be required
- [957] Front pipe is not required when ordering converter.
- [958] Federal & California Emission vehicles. Not legal for sale for vehicles licensed in California.

BUICK ELECTRA, LESABRE, PARK AVE., ROADMASTER

1994 6 Cyl. Park Avenue 3.8L Supercharged Engine
 1994 6 Cyl. Park Avenue, 3.8L Engine

(687)



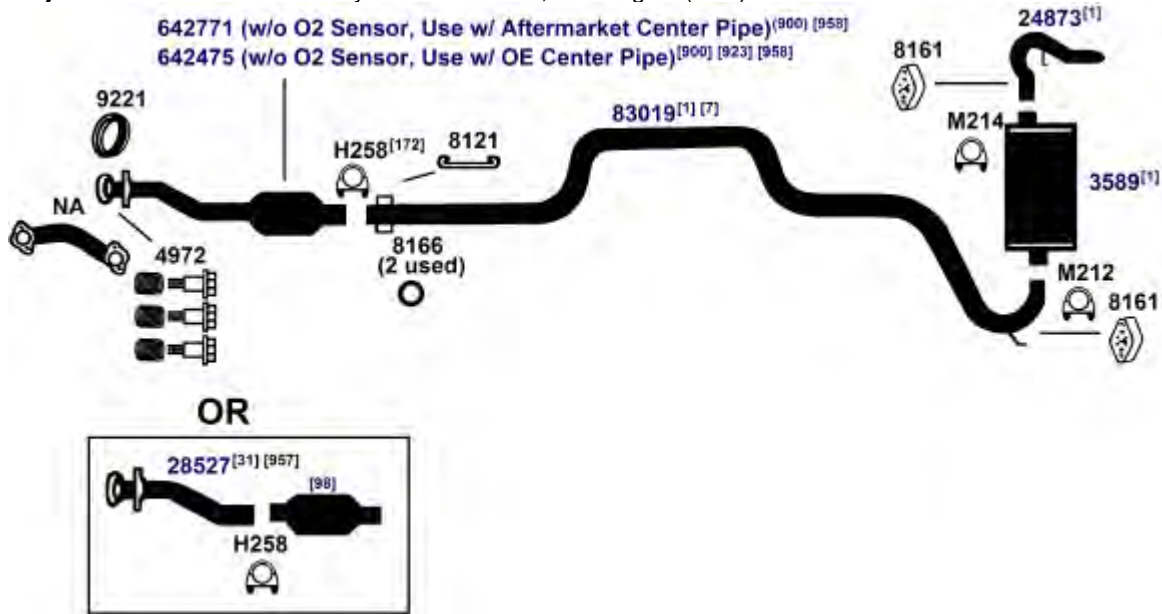
DIRECT FIT MSL/MAXIMUM Muffler... 6597, UNIVERSAL FIT MSL/MAXIMUM Muffler... 6533, 6596, 709014, Silentone DIY Muffler... 5505

NA-Not Available. NR-Not Required. FL-Remove and Re-Use Old Flange. ● Golden Warehouse. O.E.-Original Equipment.
 # Airtube Kit [4948] may be required to complete installation. EFI-Electronic Fuel Injection.

- [1] OE system was a welded assembly. It is recommended that all parts noted [1] should be replaced.
- [7] The O.E. extension pipe must be cut off 1 3/8" behind the pipe to converter weld.
- [98] Refer to current Catalytic Converter catalog or Website catalog for availability.
- [172] Special O.E. style clamp designed for this application.
- [900] Direct fit converter may require resizing, cutting or bushing.
- [923] #3 bushing may be required
- [958] Federal & California Emission vehicles. Not legal for sale for vehicles licensed in California.

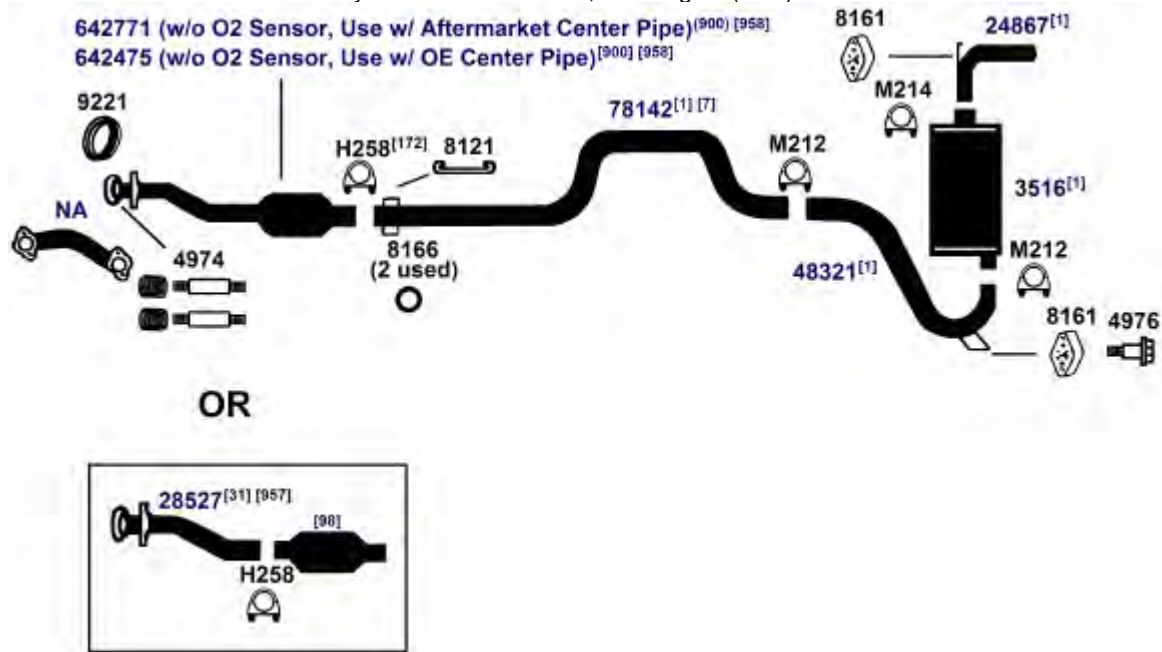
BUICK ELECTRA, LESABRE, PARK AVE., ROADMASTER

(684) 92-93 6 Cyl. LeSabre, 231 Engine (3.8L)



DIRECT FIT MSL/MAXIMUM Muffler... 700197

(682) 92-93 6 Cyl. Park Avenue, 231 Engine (3.8L); except Supercharged Engine
 1991 6 Cyl. Park Avenue, 231 Engine (3.8L)



DIRECT FIT MSL/MAXIMUM Muffler... 700282, Silentone DIY Muffler... 5549

NA-Not Available. NR-Not Required. FL-Remove and Re-Use Old Flange. ● Golden Warehouse. O.E.-Original Equipment.
 # Airtube Kit [4948] may be required to complete installation. EFI-Electronic Fuel Injection.

[1] OE system was a welded assembly. It is recommended that all parts noted [1] should be replaced.

[7] The O.E. extension pipe must be cut off 1 3/8" behind the pipe to converter weld.

[31] The O.E. front exhaust pipe must be cut off 1 1/4" in front of the pipe to converter weld.

[98] Refer to current Catalytic Converter catalog or Website catalog for availability.

[172] Special O.E. style clamp designed for this application.

[900] Direct fit converter may require resizing, cutting or bushing.

[923] #3 bushing may be required

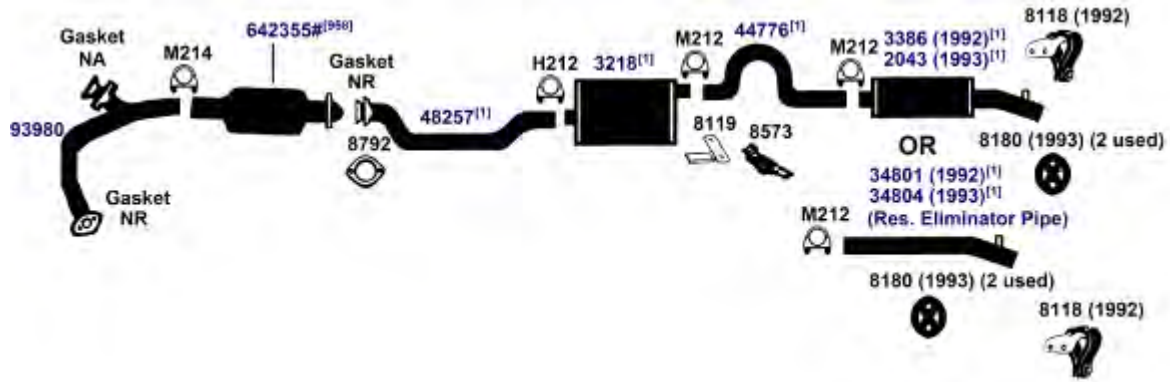
[957] Front pipe is not required when ordering converter.

[958] Federal & California Emission vehicles. Not legal for sale for vehicles licensed in California.

BUICK ELECTRA, LESABRE, PARK AVE., ROADMASTER

92-93 8 Cyl. Roadmaster Sedan, 350 Engine (5.7L)

(683)



DIRECT FIT MSL/MAXIMUM Muffler... Front Muffler- 700087, Rear Muffler (1992)- 700118, UNIVERSAL FIT MSL/MAXIMUM Muffler... Front Muffler- 6543, Silentone DIY Muffler... Front Muffler- 5508 and 8913 Adapter and M212 Clamp

92-93 8 Cyl. Roadmaster Estate Wagon, 350 Engine (5.7L)
1991 8 Cyl. Roadmaster Estate Wagon, 305E Engine (5.0L)

(680)



DIRECT FIT MSL/MAXIMUM Muffler... Front Muffler- 700087, Rear Muffler- 700196, UNIVERSAL FIT MSL/MAXIMUM Muffler... Rear Muffler- 6527, Silentone DIY Muffler... Front Muffler- 5508 and 8913 Adapter and M212 Clamp

NA-Not Available. NR-Not Required. FL-Remove and Re-Use Old Flange. ● Golden Warehouse. O.E.-Original Equipment.
Airtube Kit [4948] may be required to complete installation. EFI-Electronic Fuel Injection.

[1] OE system was a welded assembly. It is recommended that all parts noted [1] should be replaced. [958] Federal & California Emission vehicles. Not legal for sale for vehicles licensed in California.

BUICK ELECTRA, LESABRE, PARK AV., ROADMASTER

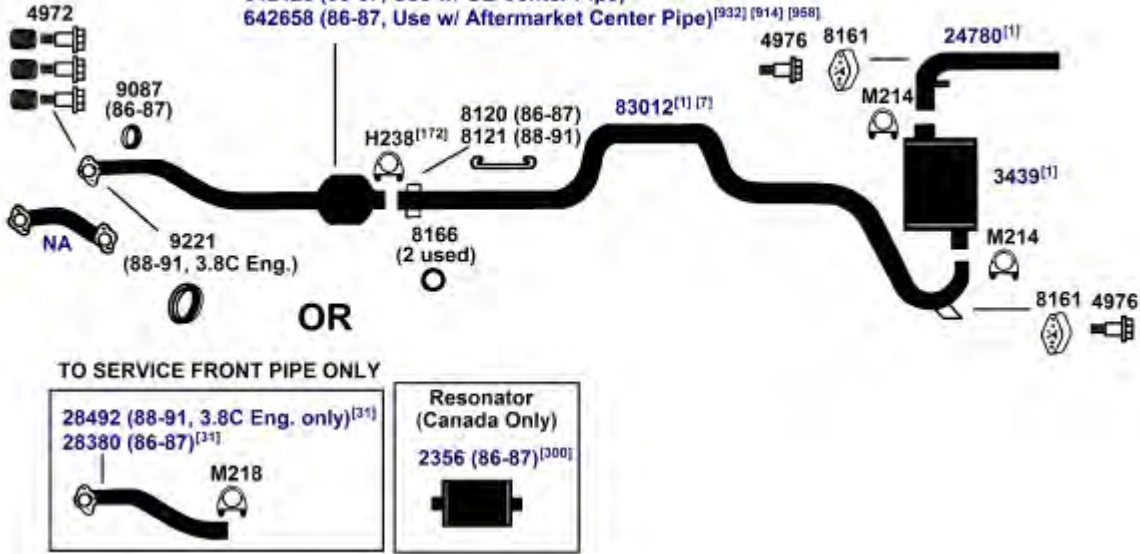
(677)

1991
86-90

6 Cyl.
6 Cyl.

LeSabre; 231 (3.8L) Engine
Electra, LeSabre, Park Avenue; 231 Engine (3.8); except Sport Exhaust

642360 (88-91, Use w/ OE Center Pipe)^[900] [914] [943] [958]
642657 (88-91, Use w/ Aftermarket Center Pipe)^[932] [914] [968]
642426 (86-87, Use w/ OE Center Pipe)^[900] [914] [958]
642658 (86-87, Use w/ Aftermarket Center Pipe)^[932] [914] [958]



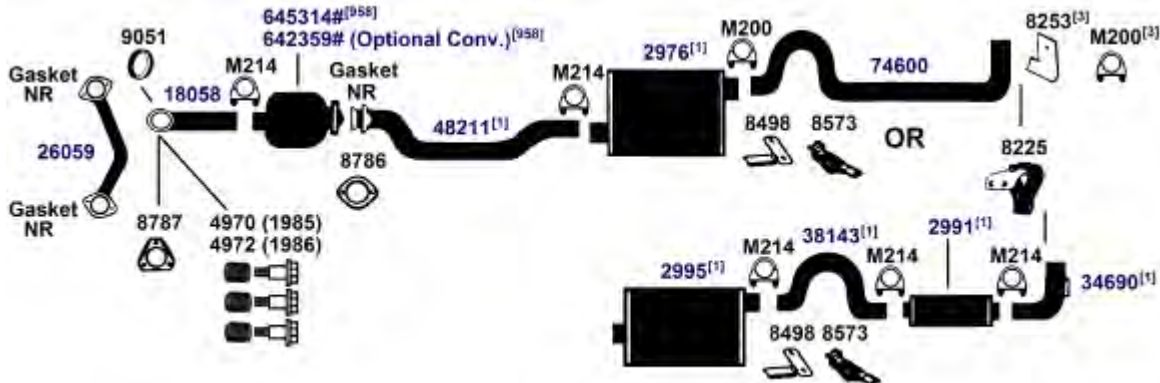
DIRECT FIT MSL/MAXIMUM Muffler... Rear Muffler- 6578, UNIVERSAL FIT MSL/MAXIMUM Muffler... Rear Muffler- 709012, Silentone DIY Muffler... Rear Muffler- 5528

(670)

85-90

8 Cyl.

Estate Wagon, 307 Engine (5.0L)



DIRECT FIT MSL/MAXIMUM Muffler... Front Muffler (2976)- 6543, Front Muffler (2995)- 700056 (System With Rear Resonator), Rear Muffler- 700054, UNIVERSAL FIT MSL/MAXIMUM Muffler... Front Muffler (2976)- 709012, Front Muffler (2995)- 6543 (System With Rear Resonator), 709012 (System With Rear Resonator), Rear Muffler- 6526, Silentone DIY Muffler... Front Muffler (2976)- 5528, Front Muffler (2995)- 5528 (System With Rear Resonator), Rear Muffler- 5559

NA-Not Available. NR-Not Required. FL-Remove and Re-Use Old Flange. ● Golden Warehouse. O.E.-Original Equipment.
Airtube Kit [4948] may be required to complete installation. EFI-Electronic Fuel Injection.

[1] OE system was a welded assembly. It is recommended that all parts noted [1] should be replaced.

[3] Required for installation.

[7] The O.E. extension pipe must be cut off 1 3/8" behind the pipe to converter weld.

[31] The O.E. front exhaust pipe must be cut off 1 1/4" in front of the pipe to converter weld.

[172] Special O.E. style clamp designed for this application.

[300] For use when resonator originated from O.E. manufacturer.

[900] Direct fit converter may require resizing, cutting or bushing.

[914] Direct fit converter includes front (Exhaust) pipe, (1) piece assembly.

[915] Does not include complete front pipe.

[932] For use with 2 3/8" I.D. intermediate pipe.

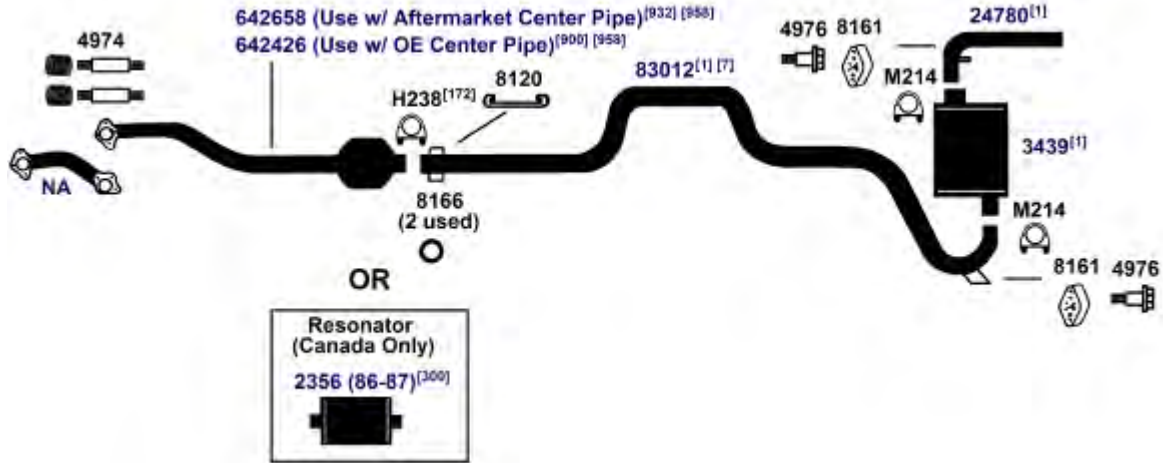
[943] #6 bushing may be required w/aftermarket pipe.

[958] Federal & California Emission vehicles. Not legal for sale for vehicles licensed in California.

BUICK ELECTRA, LESABRE, PARK AVE., ROADMASTER

1986 6 Cyl. LeSabre, 181 Engine (3.0L)

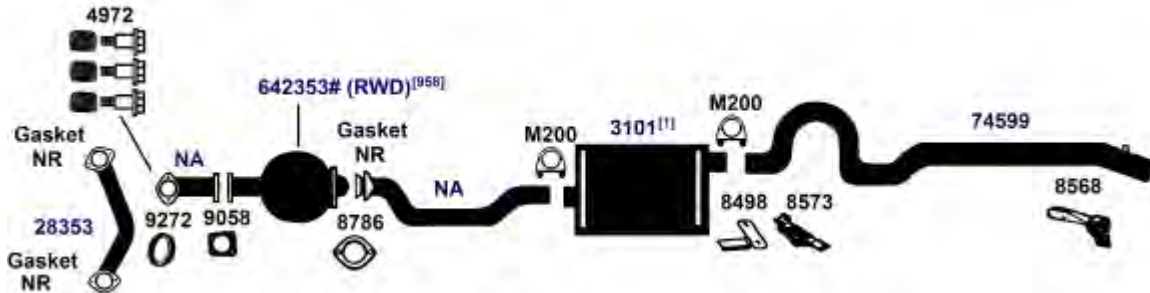
(675)



DIRECT FIT MSL/MAXIMUM Muffler... Rear Muffler- 6578, UNIVERSAL FIT MSL/MAXIMUM Muffler... Rear Muffler- 709012, Silentone DIY Muffler... Rear Muffler- 5528

1985 6 Cyl. LeSabre, 231 Engine (3.8L); All Models

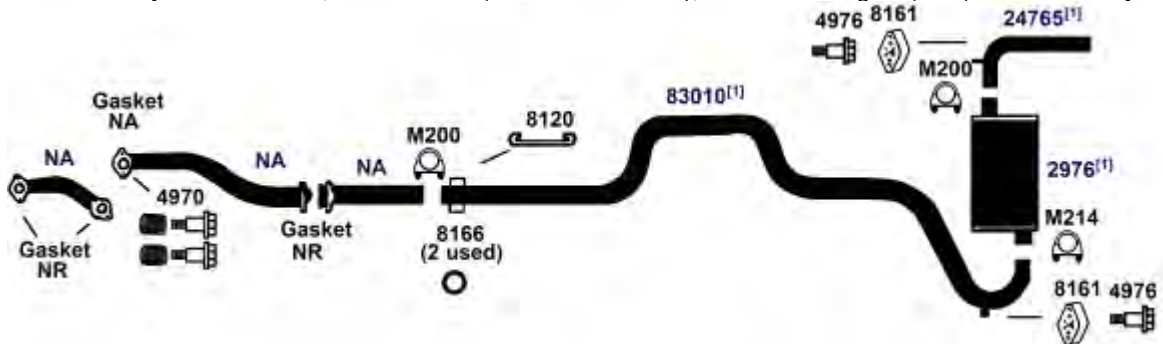
(672)



DIRECT FIT MSL/MAXIMUM Muffler... 6538, UNIVERSAL FIT MSL/MAXIMUM Muffler... 709011, Silentone DIY Muffler... 5528

1985 6 Cyl. Electra, Park Avenue (Front Wheel Drive); 260 Diesel Engine (4.3L)

(673)



DIRECT FIT MSL/MAXIMUM Muffler... 6543, UNIVERSAL FIT MSL/MAXIMUM Muffler... 709012, Silentone DIY Muffler... 5528

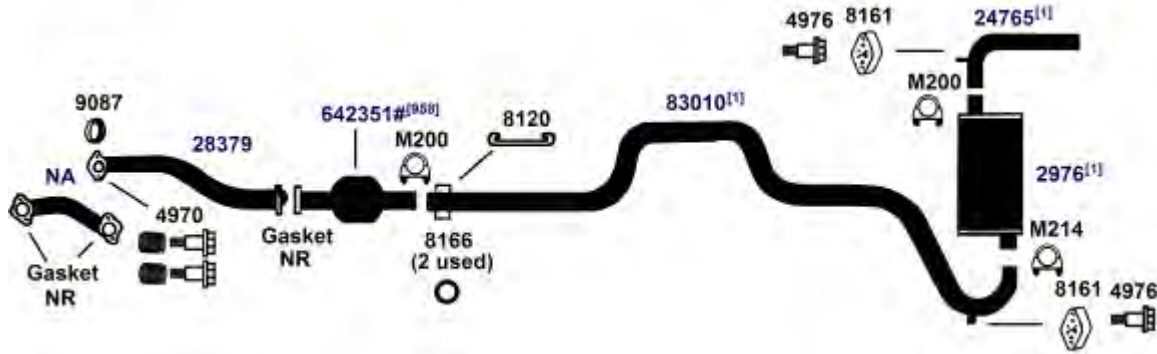
NA-Not Available. NR-Not Required. FL-Remove and Re-Use Old Flange. ● Golden Warehouse. O.E.-Original Equipment.
Airtube Kit [4948] may be required to complete installation. EFI-Electronic Fuel Injection.

- [1] OE system was a welded assembly. It is recommended that all parts noted [1] should be replaced.
- [7] The O.E. extension pipe must be cut off 1 3/8" behind the pipe to converter weld.
- [172] Special O.E. style clamp designed for this application.
- [300] For use when resonator originated from O.E. manufacturer.
- [900] Direct fit converter may require resizing, cutting or bushing.

- [932] For use with 2 3/8" I.D. intermediate pipe.
- [958] Federal & California Emission vehicles. Not legal for sale for vehicles licensed in California.

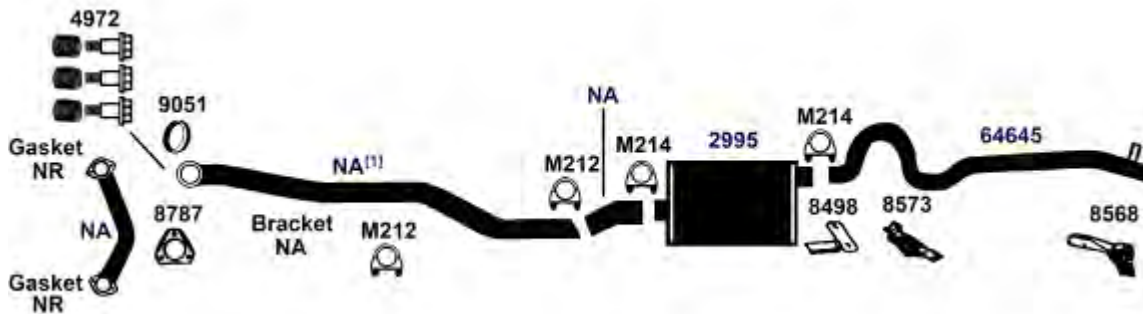
BUICK ELECTRA, LESABRE, PARK AV., ROADMASTER

(674) 1985 6 Cyl. Electra, Park Avenue (Front Wheel Drive); 181, 231 Engine (3.0L, 3.8L)



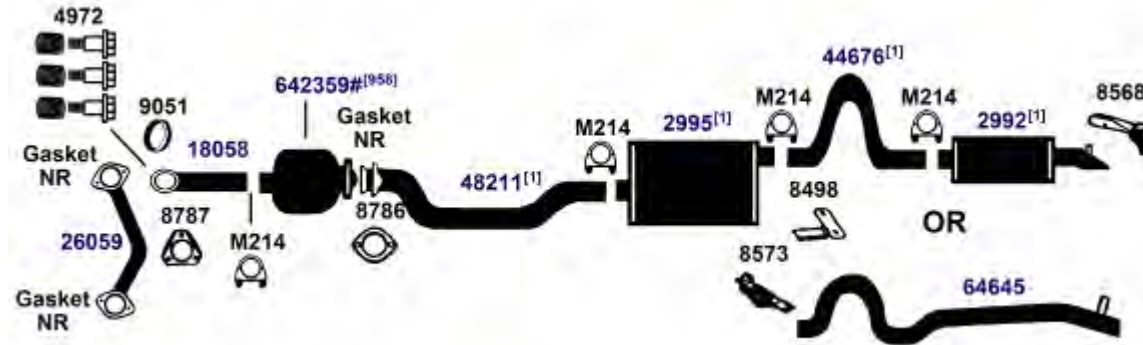
DIRECT FIT MSL/MAXIMUM Muffler... 6543, UNIVERSAL FIT MSL/MAXIMUM Muffler... 709012, Silentone DIY Muffler... 5528

(669) 1985 8 Cyl. LeSabre, 350N Diesel Engine (5.7L), except Estate Wagon



DIRECT FIT MSL/MAXIMUM Muffler... 700056, UNIVERSAL FIT MSL/MAXIMUM Muffler... 6543, 709012, Silentone DIY Muffler... 5528

(671) 1985 8 Cyl. LeSabre, 307 Engine (5.0L), except Estate Wagon



DIRECT FIT MSL/MAXIMUM Muffler... Front Muffler- 700056, Rear Muffler- 700055, UNIVERSAL FIT MSL/MAXIMUM Muffler... Front Muffler- 6543, 709012, Rear Muffler- 6526, Silentone DIY Muffler... Front Muffler- 5528, Rear Muffler- 5559 and 14677 Spout

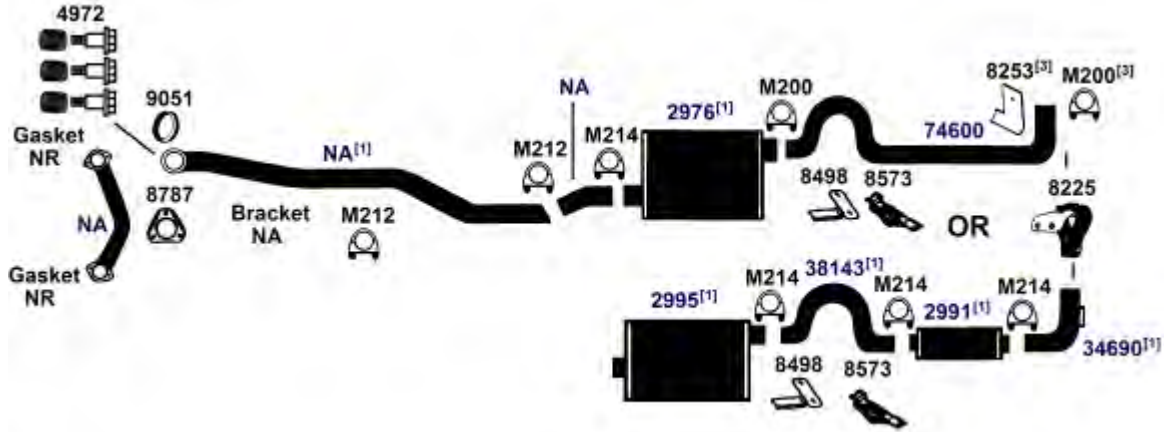
NA-Not Available. NR-Not Required. FL-Remove and Re-Use Old Flange. ● Golden Warehouse. O.E.-Original Equipment.
Airtube Kit [4948] may be required to complete installation. EFI-Electronic Fuel Injection.

[1] OE system was a welded assembly. It is recommended that all parts noted [1] should be replaced. [958] Federal & California Emission vehicles. Not legal for sale for vehicles licensed in California.

BUICK ELECTRA, LESABRE, PARK AVE., ROADMASTER

1985 8 Cyl. Estate Wagon, 350N Diesel Engine (5.7L)

(668)



DIRECT FIT MSL/MAXIMUM Muffler... Front Muffler (2976)- 6543, Front Muffler (2995)- 700056 (System With Rear Resonator), Rear Muffler- 700054, UNIVERSAL FIT MSL/MAXIMUM Muffler... Front Muffler (2976)- 709012, Front Muffler (2995)- 6543 (System With Rear Resonator), 709012 (System With Rear Resonator), Rear Muffler- 6526, Silentone DIY Muffler... Front Muffler (2976)- 5528, Front Muffler (2995)- 5528 (System With Rear Resonator), Rear Muffler- 5559

1984 6 Cyl. LeSabre, 231 Engine (3.8L); All Models

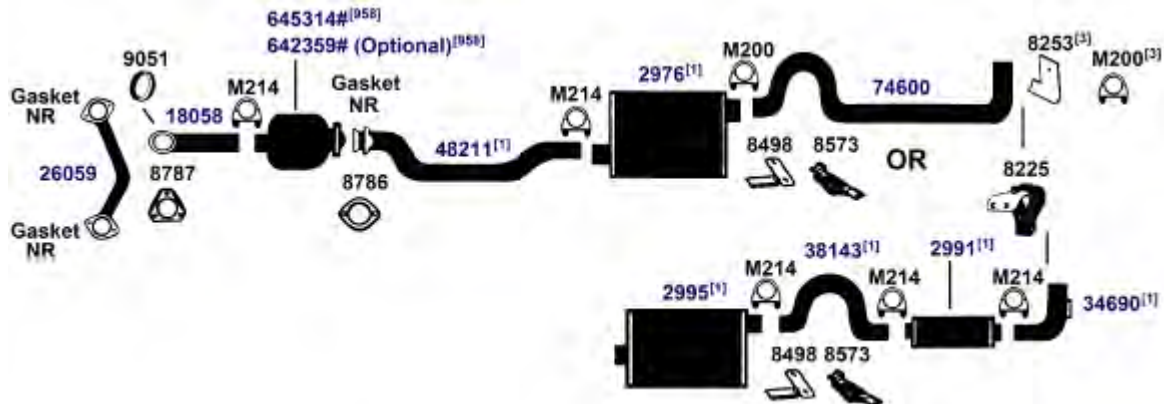
(672E)



DIRECT FIT MSL/MAXIMUM Muffler... 6538, UNIVERSAL FIT MSL/MAXIMUM Muffler... 709011, Silentone DIY Muffler... 5528

1984 8 Cyl. Estate Wagon, 307 Engine (5.0L)

(670E)



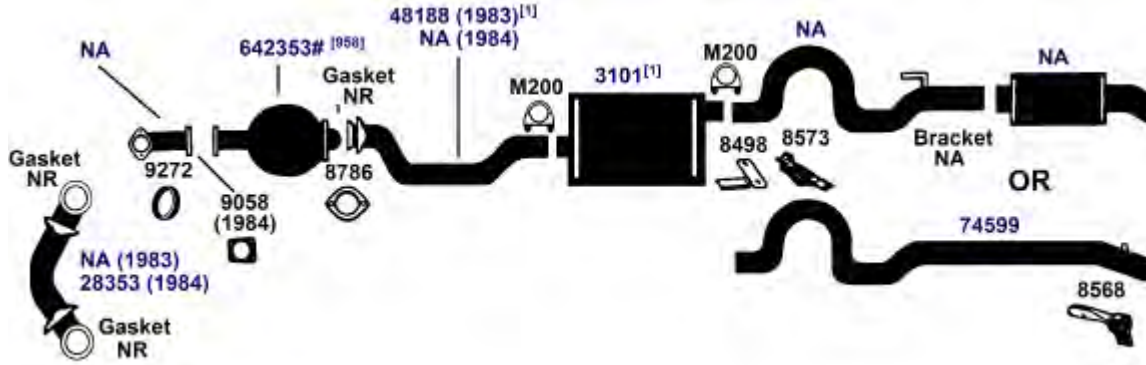
DIRECT FIT MSL/MAXIMUM Muffler... Front Muffler (2976)- 6543, Front Muffler (2995)- 700056 (System With Rear Resonator), Rear Muffler- 700054, UNIVERSAL FIT MSL/MAXIMUM Muffler... Front Muffler (2976)- 709012, Front Muffler (2995)- 6543 (System With Rear Resonator), 709012 (System With Rear Resonator), Rear Muffler- 6526, Silentone DIY Muffler... Front Muffler (2976)- 5528, Front Muffler (2995)- 5528 (System With Rear Resonator), Rear Muffler- 5559

NA-Not Available. NR-Not Required. FL-Remove and Re-Use Old Flange. ● Golden Warehouse. O.E.-Original Equipment.
Airtube Kit [4948] may be required to complete installation. EFI-Electronic Fuel Injection.

- [1] OE system was a welded assembly. It is recommended that all parts noted [1] should be replaced.
- [3] Required for installation.
- [958] Federal & California Emission vehicles. Not legal for sale for vehicles licensed in California.

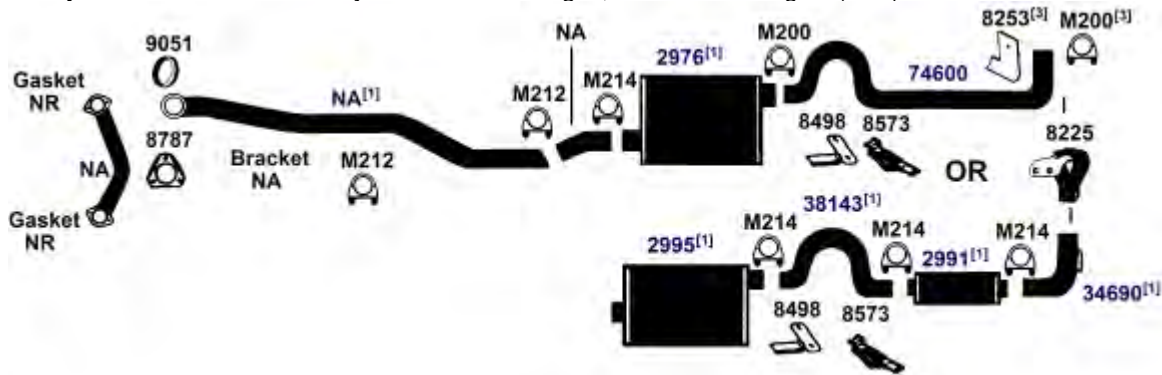
BUICK ELECTRA, LESABRE, PARK AV., ROADMASTER

(667) 83-84 6 Cyl. LeSabre, 252 Engine (4.1-4)



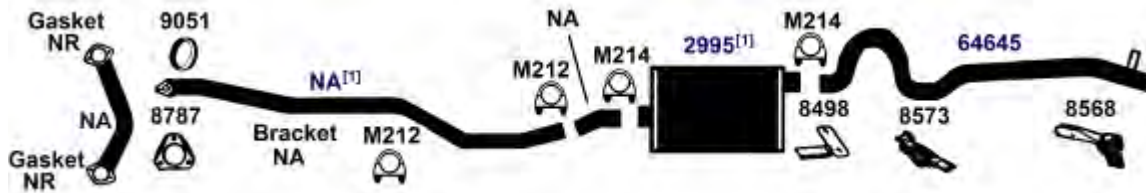
DIRECT FIT MSL/MAXIMUM Muffler... Front Muffler- 6538, UNIVERSAL FIT MSL/MAXIMUM Muffler... Front Muffler- 709011, Silentone DIY Muffler... Front Muffler- 5528

(668E) 83-84 8 Cyl. Estate Wagon, 350N Diesel Engine (5.7L)



DIRECT FIT MSL/MAXIMUM Muffler... Front Muffler (2976)- 6543, Front Muffler (2995)- 700056 (System With Rear Resonator), Rear Muffler- 700054, UNIVERSAL FIT MSL/MAXIMUM Muffler... Front Muffler (2976)- 709012, Front Muffler (2995)- 6543 (System With Rear Resonator), 709012 (System With Rear Resonator), Rear Muffler- 6526, Silentone DIY Muffler... Front Muffler (2976)- 5528, Front Muffler (2995)- 5528 (System With Rear Resonator), Rear Muffler- 5559

(665) 83-84 8 Cyl. Electra, Park Avenue; 5.7L, 350N Diesel Engine; except Station Wagon



DIRECT FIT MSL/MAXIMUM Muffler... 700056, UNIVERSAL FIT MSL/MAXIMUM Muffler... 6543, 709012, Silentone DIY Muffler... 5528

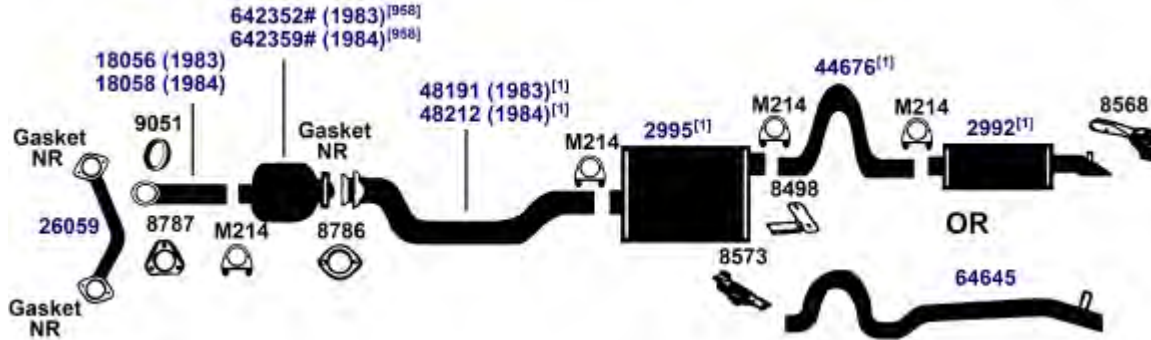
NA-Not Available. NR-Not Required. FL-Remove and Re-Use Old Flange. ● Golden Warehouse. O.E.-Original Equipment.
Airtube Kit [4948] may be required to complete installation. EFI-Electronic Fuel Injection.

- [1] OE system was a welded assembly. It is recommended that all parts noted [1] should be replaced. [958] Federal & California Emission vehicles. Not legal for sale for vehicles licensed in California.
- [3] Required for installation.

BUICK ELECTRA, LESABRE, PARK AVE., ROADMASTER

83-84 8 Cyl. Electra, Park Avenue; 5.0L, 307 Engine, exc. Station Wagon

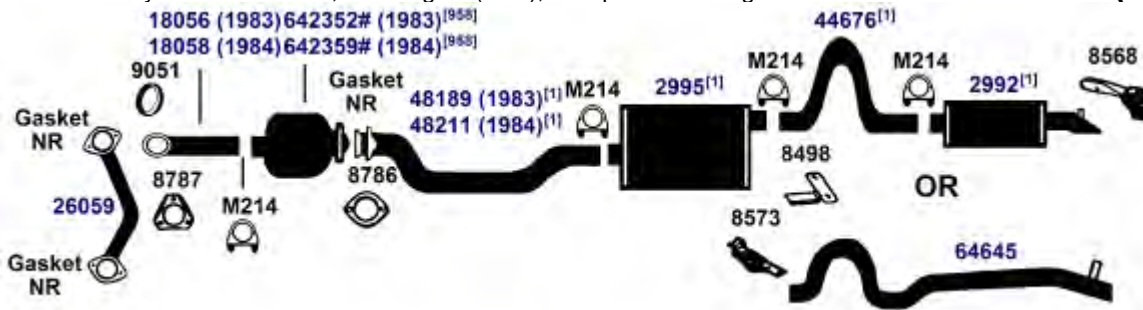
(660)



DIRECT FIT MSL/MAXIMUM Muffler... Front Muffler- 700056, Rear Muffler- 700055, UNIVERSAL FIT MSL/MAXIMUM Muffler... Front Muffler- 6543, 709012, Rear Muffler- 6526, Silentone DIY Muffler... Front Muffler- 5528, Rear Muffler- 5559 and 14677 Spout

83-84 8 Cyl. LeSabre, 307 Engine (5.0L), except Estate Wagon

(671E)



DIRECT FIT MSL/MAXIMUM Muffler... Front Muffler- 700056, Rear Muffler- 700055, UNIVERSAL FIT MSL/MAXIMUM Muffler... Front Muffler- 6543, 709012, Rear Muffler- 6526, Silentone DIY Muffler... Front Muffler- 5528, Rear Muffler- 5559 and 14677 Spout

83-84 8 Cyl. LeSabre, 350N Diesel Engine (5.7L), except Estate Wagon

(669E)



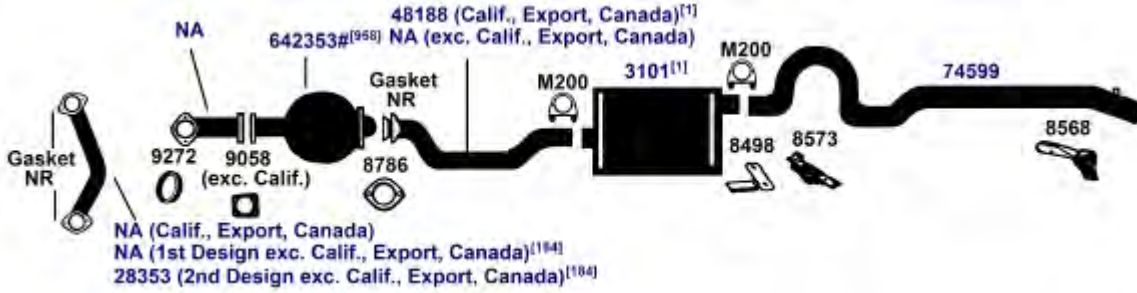
DIRECT FIT MSL/MAXIMUM Muffler... 700056, UNIVERSAL FIT MSL/MAXIMUM Muffler... 6543, 709012, Silentone DIY Muffler... 5528

NA-Not Available. NR-Not Required. FL-Remove and Re-Use Old Flange. ● Golden Warehouse. O.E.-Original Equipment.
Airtube Kit [4948] may be required to complete installation. EFI-Electronic Fuel Injection.

[1] OE system was a welded assembly. It is recommended that all parts noted [1] should be replaced. [958] Federal & California Emission vehicles. Not legal for sale for vehicles licensed in California.

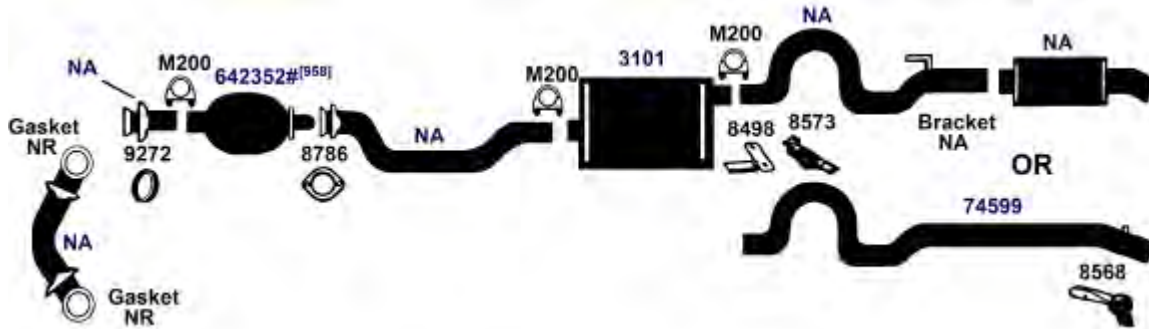
BUICK ELECTRA, LESABRE, PARK AV., ROADMASTER

(664) 1983 6 Cyl. LeSabre, All Models with 3.8L, 231 Engine



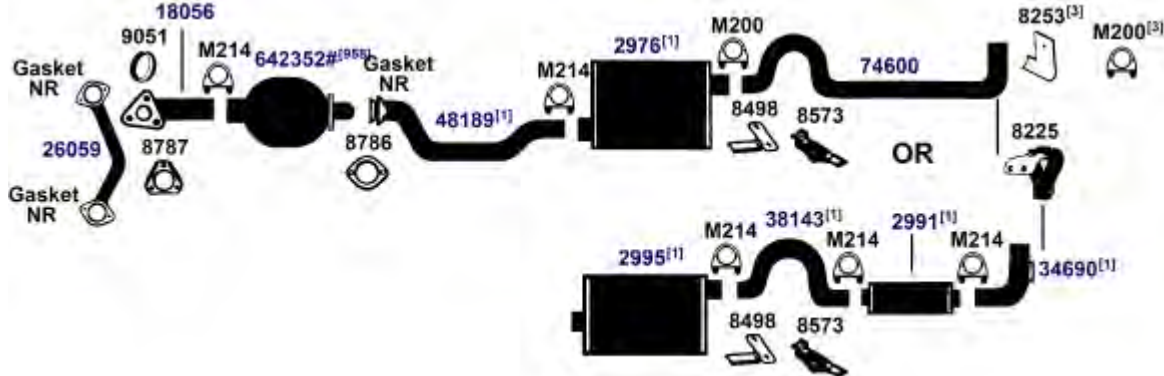
DIRECT FIT MSL/MAXIMUM Muffler... 6538, UNIVERSAL FIT MSL/MAXIMUM Muffler... 709011, Silentone DIY Muffler... 5528

(662) 1983 6 Cyl. Electra, Park Avenue; 4.1L, 252 Engine



DIRECT FIT MSL/MAXIMUM Muffler... Front Muffler- 6538, UNIVERSAL FIT MSL/MAXIMUM Muffler... Front Muffler- 709011, Silentone DIY Muffler... Front Muffler- 5528

(659) 1983 8 Cyl. Estate Wagon, 5.0L, 307 Engine



DIRECT FIT MSL/MAXIMUM Muffler... Front Muffler (2976)- 6543, Front Muffler (2995)- 700056 (System With Rear Resonator), Rear Muffler- 700054, UNIVERSAL FIT MSL/MAXIMUM Muffler... Front Muffler (2976)- 709012, Front Muffler (2995)- 6543 (System With Rear Resonator), 709012 (System With Rear Resonator), Rear Muffler- 6526, Silentone DIY Muffler... Front Muffler (2976)- 5528, Front Muffler (2995)- 5528 (System With Rear Resonator), Rear Muffler- 5559

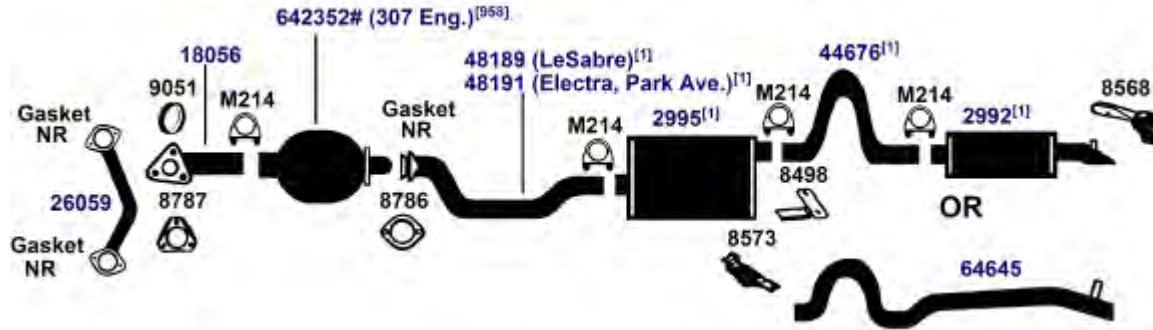
NA-Not Available. NR-Not Required. FL-Remove and Re-Use Old Flange. ● Golden Warehouse. O.E.-Original Equipment.
 # Airtube Kit [4948] may be required to complete installation. EFI-Electronic Fuel Injection.

[1] OE system was a welded assembly. It is recommended that all parts noted [1] should be replaced.
 [3] Required for installation.

[184] 1st Design has EFE actuator on left hand manifold. 2nd Design does not.
 [958] Federal & California Emission vehicles. Not legal for sale for vehicles licensed in California.

BUICK ELECTRA, LESABRE, PARK AVE., ROADMASTER

1982 8 Cyl. Electra, Park Avenue; 307 (5.0L) Engine **(638)**
81-82 8 Cyl. LeSabre, 307 (5.0L), 350R (5.7L) Engine; except Estate Wagon



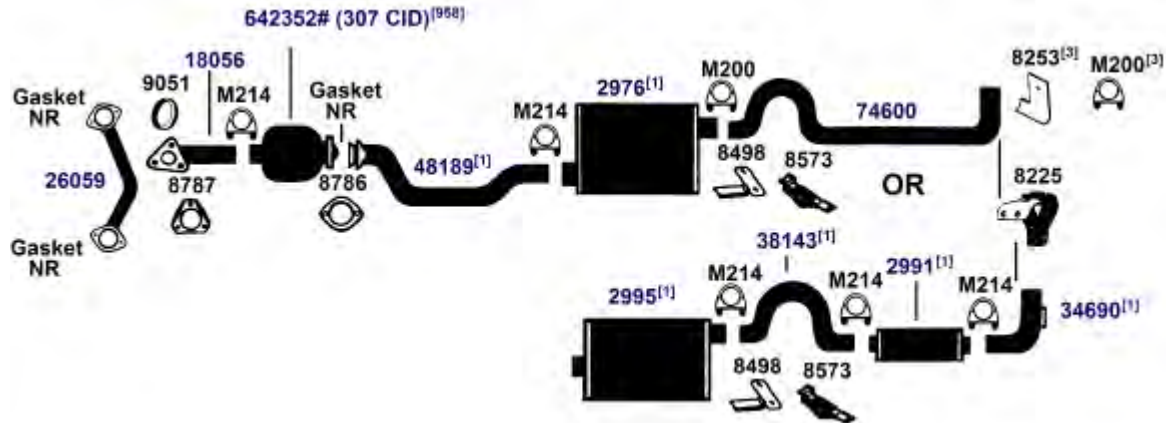
DIRECT FIT MSL/MAXIMUM Muffler... Front Muffler- 700056, Rear Muffler- 700055, UNIVERSAL FIT MSL/MAXIMUM Muffler... Front Muffler- 709012, Rear Muffler- 6526, Silentone DIY Muffler... Front Muffler- 5528, Rear Muffler- 5559 and 14677 Spout

81-82 8 Cyl. LeSabre, Electra, Park Avenue; 5.7L, 350N Diesel Engine; except Estate Wagon **(646)**



DIRECT FIT MSL/MAXIMUM Muffler... 700056, UNIVERSAL FIT MSL/MAXIMUM Muffler... 6543, 709012, Silentone DIY Muffler... 5528

81-82 8 Cyl. Estate Wagon, 307, 350R Engine **(635)**



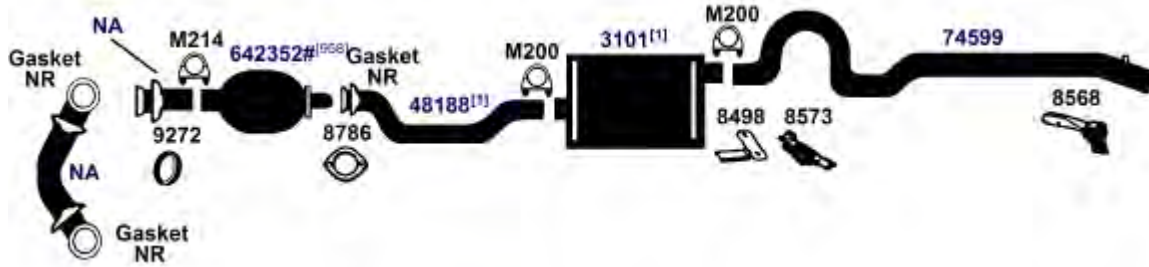
DIRECT FIT MSL/MAXIMUM Muffler... Front Muffler (2976)- 6543, Front Muffler (2995)- 700056 (System With Rear Resonator), Rear Muffler- 700054, UNIVERSAL FIT MSL/MAXIMUM Muffler... Front Muffler (2976)- 709012, Front Muffler (2995)- 6543 (System With Rear Resonator), 709012 (System With Rear Resonator), Rear Muffler- 6526, Silentone DIY Muffler... Front Muffler (2976)- 5528, Front Muffler (2995)- 5528 (System With Rear Resonator), Rear Muffler- 5559

NA-Not Available. NR-Not Required. FL-Remove and Re-Use Old Flange. ● Golden Warehouse. O.E.-Original Equipment.
 # Airtube Kit [4948] may be required to complete installation. EFI-Electronic Fuel Injection.

- [1] OE system was a welded assembly. It is recommended that all parts noted [1] should be replaced. [958] Federal & California Emission vehicles. Not legal for sale for vehicles licensed in California.
- [3] Required for installation.

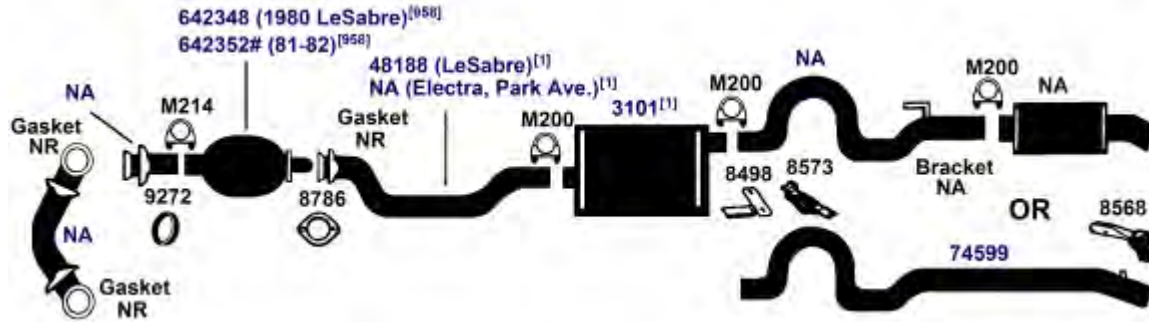
BUICK ELECTRA, LESABRE, PARK AV., ROADMASTER

(655) 80-82 6 Cyl. LeSabre, 3.8L, 231 Engine; without Turbo



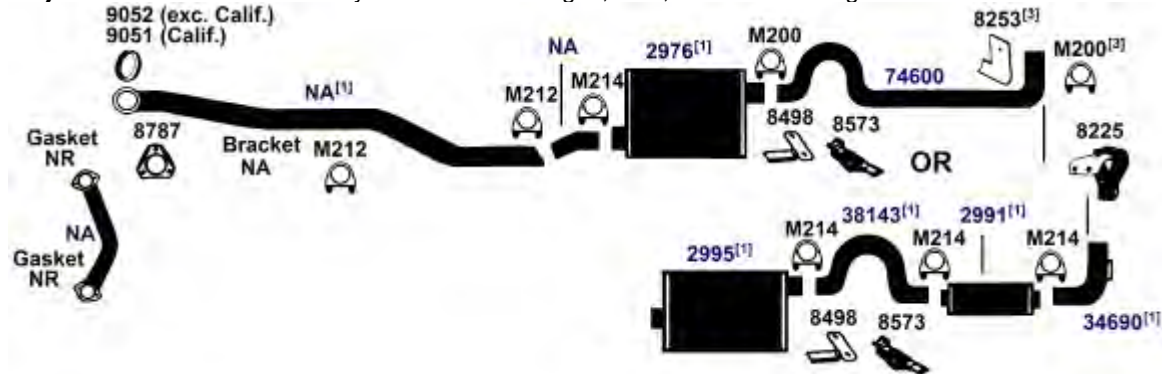
DIRECT FIT MSL/MAXIMUM Muffler... 6538, UNIVERSAL FIT MSL/MAXIMUM Muffler... 709011, Silentone DIY Muffler... 5528

(642) 80-82 6 Cyl. LeSabre, Electra, Park Avenue; 4.1L, 252 Engine



DIRECT FIT MSL/MAXIMUM Muffler... Front Muffler- 6538, UNIVERSAL FIT MSL/MAXIMUM Muffler... Front Muffler- 709011, Silentone DIY Muffler... Front Muffler- 5528

(647) 80-82 8 Cyl. Estate Wagon, 5.7L, 350N Diesel Engine



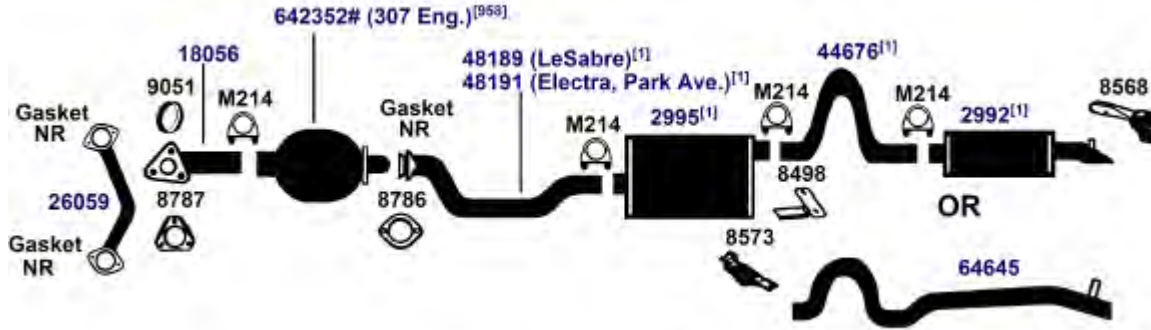
DIRECT FIT MSL/MAXIMUM Muffler... Front Muffler (2976)- 6543, Front Muffler (2995)- 700056 (System With Rear Resonator), Rear Muffler- 700054, UNIVERSAL FIT MSL/MAXIMUM Muffler... Front Muffler (2976)- 709012, Front Muffler (2995)- 6543 (System With Rear Resonator), 709012 (System With Rear Resonator), Rear Muffler- 6526, Silentone DIY Muffler... Front Muffler (2976)- 5528, Front Muffler (2995)- 5528 (System With Rear Resonator), Rear Muffler- 5559

NA-Not Available. NR-Not Required. FL-Remove and Re-Use Old Flange. ● Golden Warehouse. O.E.-Original Equipment.
Airtube Kit [4948] may be required to complete installation. EFI-Electronic Fuel Injection.

- [1] OE system was a welded assembly. It is recommended that all parts noted [1] [958] Federal & California Emission vehicles. Not legal for sale for vehicles licensed in California.
[3] Required for installation.

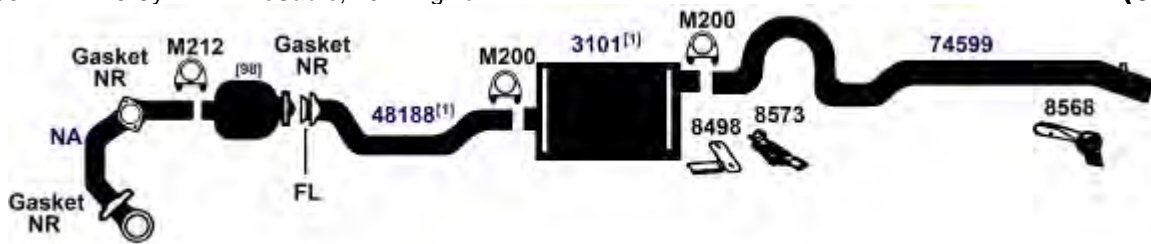
BUICK ELECTRA, LESABRE, PARK AVE., ROADMASTER

1981 8 Cyl. Electra, Park Avenue; 307 (5.0L), 350R (5.7L) Engine, except Estate Wagon **(638)**



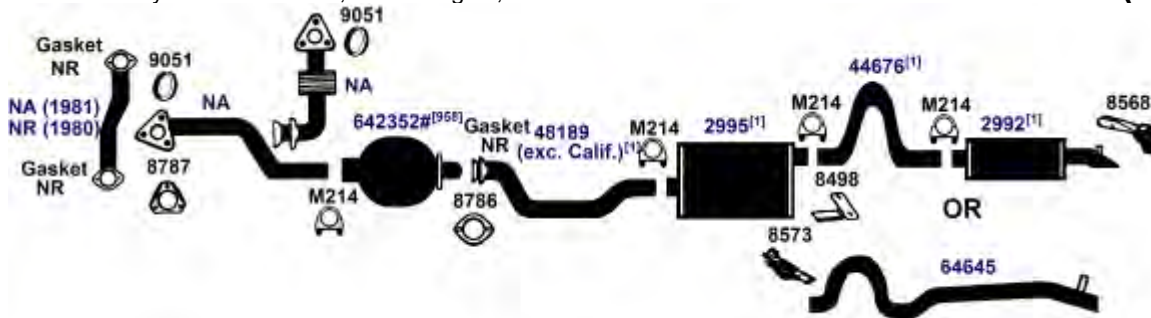
DIRECT FIT MSL/MAXIMUM Muffler... Front Muffler- 700056, Rear Muffler- 700055, UNIVERSAL FIT MSL/MAXIMUM Muffler... Front Muffler- 709012, Rear Muffler- 6526, Silentone DIY Muffler... Front Muffler- 5528, Rear Muffler- 5559 and 14677 Spout

1981 8 Cyl. LeSabre, 267 Engine **(645)**



DIRECT FIT MSL/MAXIMUM Muffler... 6538, 709012, UNIVERSAL FIT MSL/MAXIMUM Muffler... 709011, Silentone DIY Muffler... 5528

80-81 6 Cyl. LeSabre, 231-3 Engine, with Turbo **(644)**



DIRECT FIT MSL/MAXIMUM Muffler... Front Muffler- 700056, Rear Muffler- 700055, UNIVERSAL FIT MSL/MAXIMUM Muffler... Front Muffler- 6543, 709012, Rear Muffler- 6526, Silentone DIY Muffler... Front Muffler- 5528, Rear Muffler- 5559 and 14677 Spout

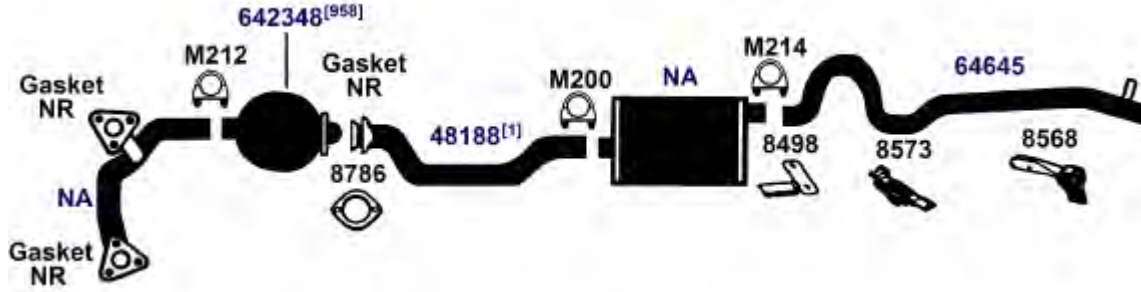
NA-Not Available. NR-Not Required. FL-Remove and Re-Use Old Flange. ● Golden Warehouse. O.E.-Original Equipment.
Airtube Kit [4948] may be required to complete installation. EFI-Electronic Fuel Injection.

[1] OE system was a welded assembly. It is recommended that all parts noted [1] should be replaced.
[98] Refer to current Catalytic Converter catalog or Website catalog for availability.

[958] Federal & California Emission vehicles. Not legal for sale for vehicles licensed in California.

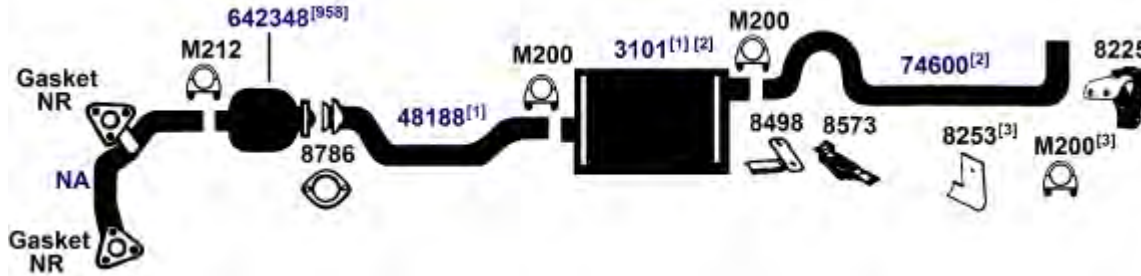
BUICK ELECTRA, LESABRE, PARK AV., ROADMASTER

(640) 80-81 8 Cyl. LeSabre, 301 Engine, except Estate Wagon



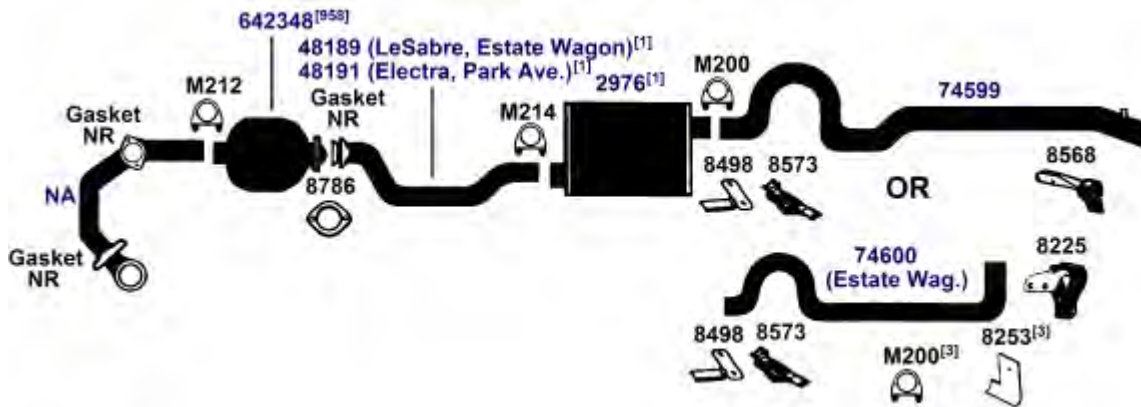
UNIVERSAL FIT MSL/MAXIMUM Muffler... 6538

(639) 80-81 8 Cyl. LeSabre, Estate Wagon; 301 Engine



DIRECT FIT MSL/MAXIMUM Muffler... 6538, UNIVERSAL FIT MSL/MAXIMUM Muffler... 709011, Silentone DIY Muffler... 5528

(637) 80-81 8 Cyl. LeSabre, Electra, Park Avenue, Estate Wagon; 350X Engine



DIRECT FIT MSL/MAXIMUM Muffler... 6543, UNIVERSAL FIT MSL/MAXIMUM Muffler... 709012, Silentone DIY Muffler... 5528

NA-Not Available. NR-Not Required. FL-Remove and Re-Use Old Flange. ● Golden Warehouse. O.E.-Original Equipment.
Airtube Kit [4948] may be required to complete installation. EFI-Electronic Fuel Injection.

[1] OE system was a welded assembly. It is recommended that all parts noted [1] should be replaced.

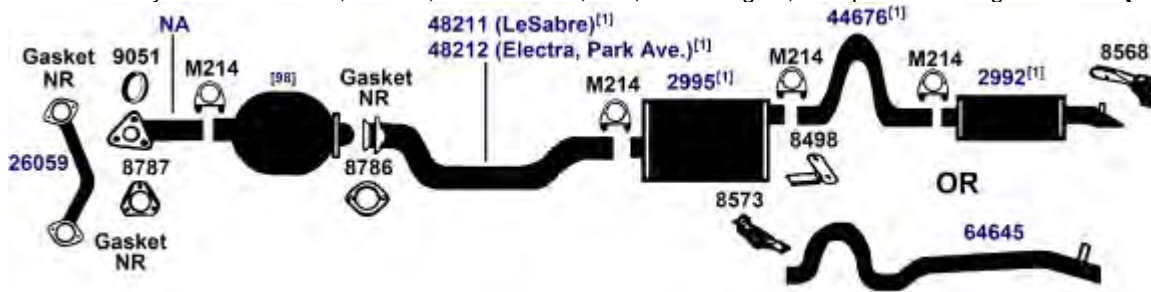
[2] May be necessary to replace all noted [2] parts.

[3] Required for installation.

[958] Federal & California Emission vehicles. Not legal for sale for vehicles licensed in California.

BUICK ELECTRA, LESABRE, PARK AVE., ROADMASTER

1980 8 Cyl. LeSabre, Electra, Park Avenue; 307, 350R Engine; except Estate Wagon **(678)**



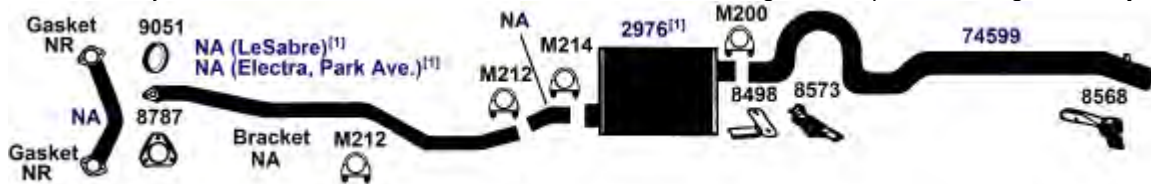
DIRECT FIT MSL/MAXIMUM Muffler... Front Muffler- 700056, Rear Muffler- 700055, UNIVERSAL FIT MSL/MAXIMUM Muffler... Front Muffler- 6543, 709012, Rear Muffler- 6526, Silentone DIY Muffler... Front Muffler- 5528, Rear Muffler- 5559 and 14677 Spout

1979 6 Cyl. LeSabre, 231 Engine, without Turbo **(628)**



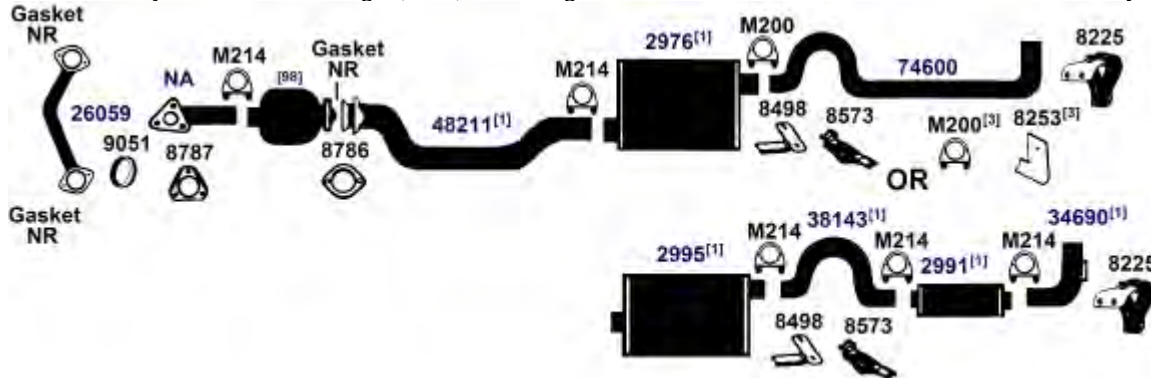
DIRECT FIT MSL/MAXIMUM Muffler... 6543, UNIVERSAL FIT MSL/MAXIMUM Muffler... 709012, Silentone DIY Muffler... 5528

1980 8 Cyl. LeSabre, Electra, Park Avenue; 350N Diesel Engine, except Estate Wagon **(629)**



DIRECT FIT MSL/MAXIMUM Muffler... 6543, UNIVERSAL FIT MSL/MAXIMUM Muffler... 709012, Silentone DIY Muffler... 5528

1980 8 Cyl. Estate Wagon, 307, 350R Engine **(679)**



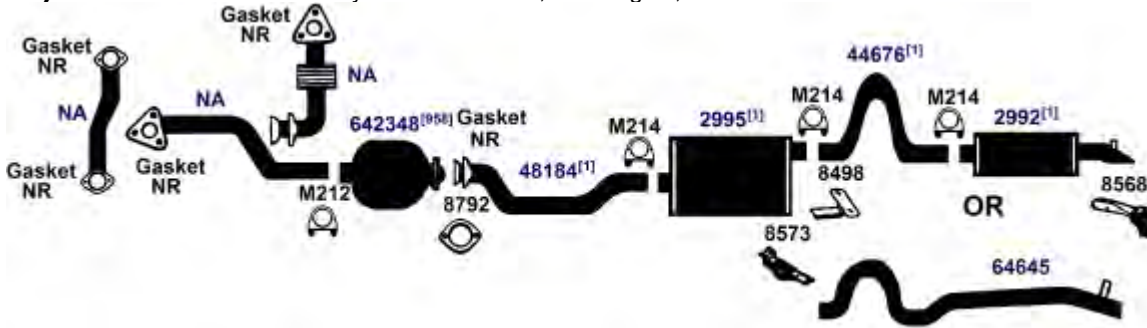
DIRECT FIT MSL/MAXIMUM Muffler... Front Muffler (2976)- 6543, Front Muffler (2995)- 700056 (System With Rear Resonator), Rear Muffler- 700054, UNIVERSAL FIT MSL/MAXIMUM Muffler... Front Muffler (2976)- 709012, Front Muffler (2995)- 6543 (System With Rear Resonator), 709012 (System With Rear Resonator), Rear Muffler- 6526, Silentone DIY Muffler... Front Muffler (2976)- 5528, Front Muffler (2995)- 5528 (System With Rear Resonator), Rear Muffler- 5559

NA-Not Available. NR-Not Required. FL-Remove and Re-Use Old Flange. ● Golden Warehouse. O.E.-Original Equipment.
Airtube Kit [4948] may be required to complete installation. EFI-Electronic Fuel Injection.

- [1] OE system was a welded assembly. It is recommended that all parts noted [1] [98] Refer to current Catalytic Converter catalog or Website catalog for availability. should be replaced.
[3] Required for installation.

BUICK ELECTRA, LESABRE, PARK AVE., ROADMASTER

(627) 1979 6 Cyl. LeSabre, 231 Engine, with Turbo



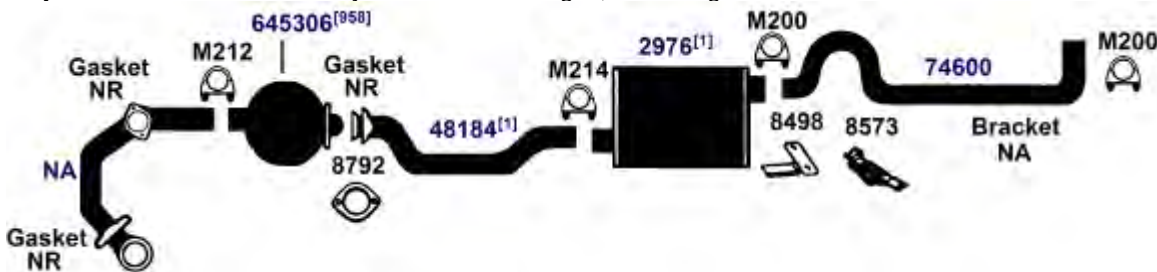
DIRECT FIT MSL/MAXIMUM Muffler... Front Muffler- 700056, Rear Muffler- 700055, UNIVERSAL FIT MSL/MAXIMUM Muffler... Front Muffler- 6543, 709012, Rear Muffler- 6526, Silentone DIY Muffler... Front Muffler- 5528, Rear Muffler- 5559 and 14677 Spout

(616) 1979 8 Cyl. LeSabre, Electra, Park Avenue; 403 Engine, except Estate Wagon



DIRECT FIT MSL/MAXIMUM Muffler... 700056, UNIVERSAL FIT MSL/MAXIMUM Muffler... 6543, 709012, Silentone DIY Muffler... 5528

(621) 1979 8 Cyl. Estate Wagon, 350X Engine



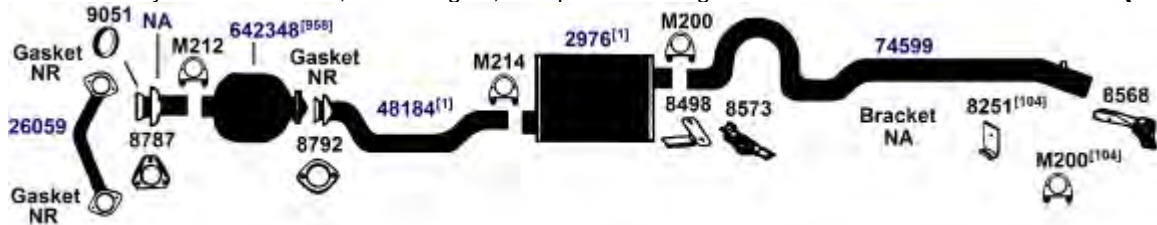
DIRECT FIT MSL/MAXIMUM Muffler... 6543, UNIVERSAL FIT MSL/MAXIMUM Muffler... 709012, Silentone DIY Muffler... 5528

NA-Not Available. NR-Not Required. FL-Remove and Re-Use Old Flange. ● Golden Warehouse. O.E.-Original Equipment.
Airtube Kit [4948] may be required to complete installation. EFI-Electronic Fuel Injection.

- [1] OE system was a welded assembly. It is recommended that all parts noted [1] should be replaced. [958] Federal & California Emission vehicles. Not legal for sale for vehicles licensed in California.
- [116] Required for installation with 64645 tail pipe on models with front welded bracket.

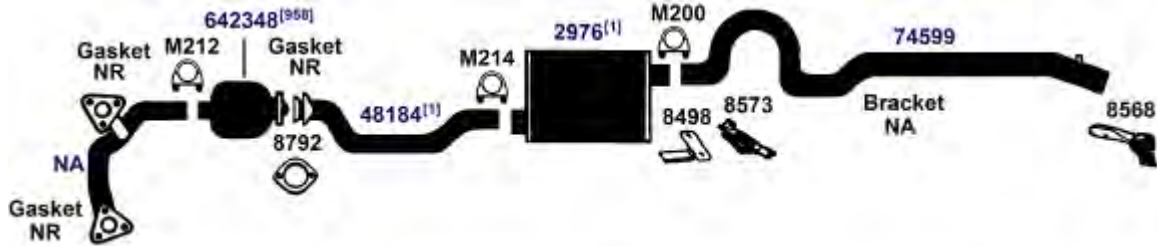
BUICK ELECTRA, LESABRE, PARK AVE., ROADMASTER

1979 8 Cyl. LeSabre, 350R Engine, except Estate Wagon (623)



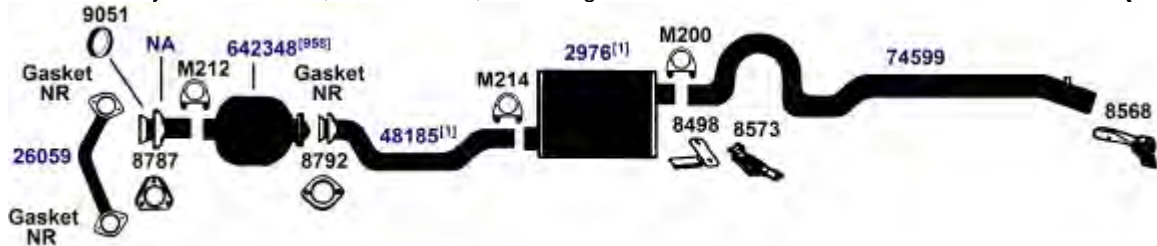
DIRECT FIT MSL/MAXIMUM Muffler... 6543, UNIVERSAL FIT MSL/MAXIMUM Muffler... 709012, Silentone DIY Muffler... 5528

1979 8 Cyl. LeSabre, 301 Engine (626)



DIRECT FIT MSL/MAXIMUM Muffler... 6543, UNIVERSAL FIT MSL/MAXIMUM Muffler... 709012, Silentone DIY Muffler... 5528

1979 8 Cyl. Electra, Park Avenue; 350R Engine (617)



DIRECT FIT MSL/MAXIMUM Muffler... 6543, UNIVERSAL FIT MSL/MAXIMUM Muffler... 709012, Silentone DIY Muffler... 5528

1979 8 Cyl. LeSabre, Electra, Park Avenue; 350X Engine, except Estate Wagon (618)



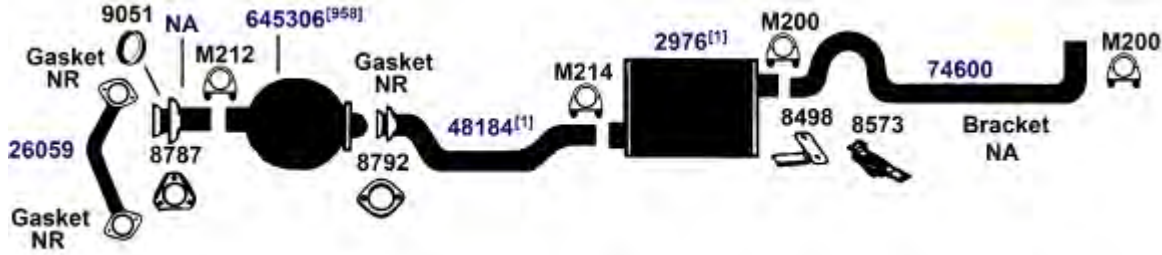
DIRECT FIT MSL/MAXIMUM Muffler... 6543, UNIVERSAL FIT MSL/MAXIMUM Muffler... 709012, Silentone DIY Muffler... 5528

NA-Not Available. NR-Not Required. FL-Remove and Re-Use Old Flange. ● Golden Warehouse. O.E.-Original Equipment.
Airtube Kit [4948] may be required to complete installation. EFI-Electronic Fuel Injection.

- [1] OE system was a welded assembly. It is recommended that all parts noted [1] should be replaced. [958] Federal & California Emission vehicles. Not legal for sale for vehicles licensed in California.
- [104] Required for installation with 74599 tail pipe for models with front welded bracket.

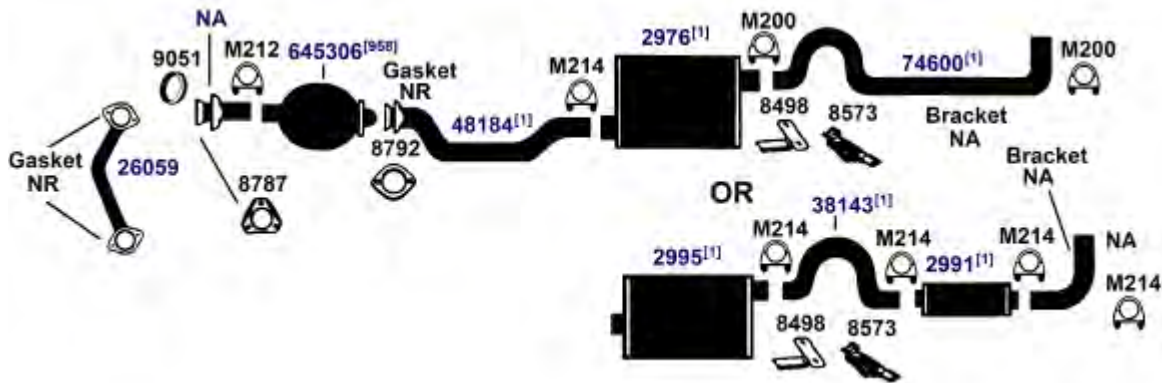
BUICK ELECTRA, LESABRE, PARK AV., ROADMASTER

(620) 1979 8 Cyl. Estate Wagon, 350R Engine



DIRECT FIT MSL/MAXIMUM Muffler... 6543, UNIVERSAL FIT MSL/MAXIMUM Muffler... 709012, Silentone DIY Muffler... 5528

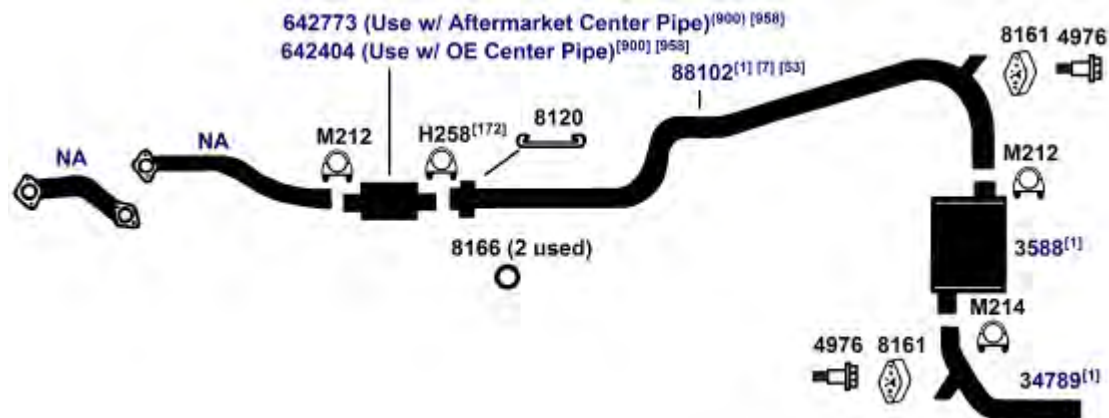
(619) 1979 8 Cyl. Estate Wagon, 403 Engine



DIRECT FIT MSL/MAXIMUM Muffler... Front Muffler (2976)- 6543, Front Muffler (2995)- 700056 (System With Rear Resonator), Rear Muffler- 700054, UNIVERSAL FIT MSL/MAXIMUM Muffler... Front Muffler (2976)- 709012, Front Muffler (2995)- 6543 (System With Rear Resonator), 709012 (System With Rear Resonator), Rear Muffler- 6526, Silentone DIY Muffler... Front Muffler (2976)- 5528, Front Muffler (2995)- 5528 (System With Rear Resonator), Rear Muffler- 5559

BUICK RIVIERA

(929) 91-93 6 Cyl. FWD, Right Side



DIRECT FIT MSL/MAXIMUM Muffler... 700360, UNIVERSAL FIT MSL/MAXIMUM Muffler... 6598

NA-Not Available. NR-Not Required. FL-Remove and Re-Use Old Flange. ● Golden Warehouse. O.E.-Original Equipment.
Airtube Kit [4948] may be required to complete installation. EFI-Electronic Fuel Injection.

[1] OE system was a welded assembly. It is recommended that all parts noted [1] should be replaced.

[7] The O.E. extension pipe must be cut off 1 3/8" behind the pipe to converter weld.

[53] To Install 83026 or 88102, the RH side of the rear suspension must be lowered. The muffler heat shield should also be removed. When pipe is in place, heat shield and suspension must then be re-attached.

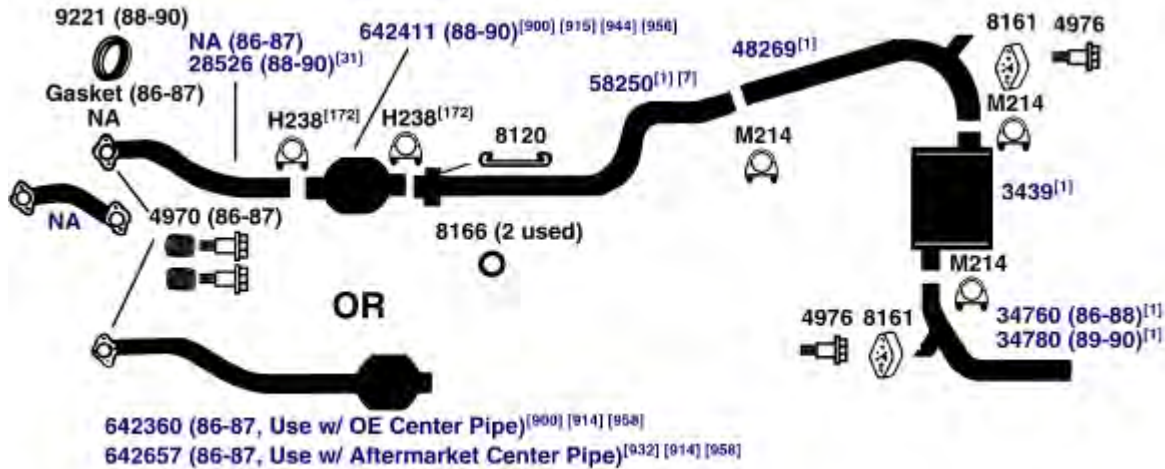
[172] Special O.E. style clamp designed for this application.

[900] Direct fit converter may require resizing, cutting or bushing.

[958] Federal & California Emission vehicles. Not legal for sale for vehicles licensed in California.

86-90 6 Cyl. FWD, Right Side

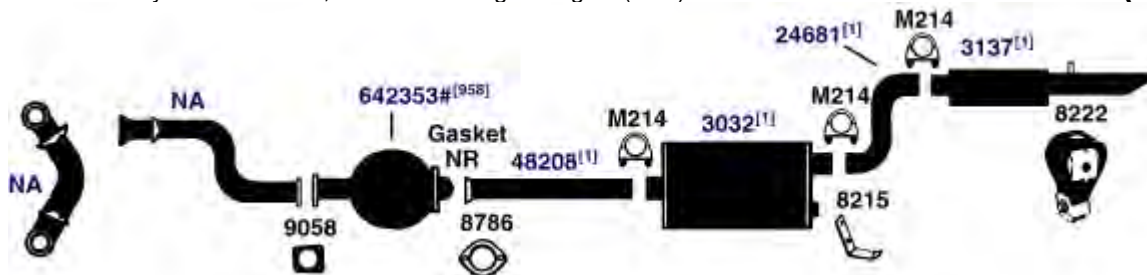
(927)



DIRECT FIT MSL/MAXIMUM Muffler... 6578, UNIVERSAL FIT MSL/MAXIMUM Muffler... 709012, Silentone DIY Muffler... 5528

1985 6 Cyl. Riviera, 231 Turbocharged Engine (3.8L)

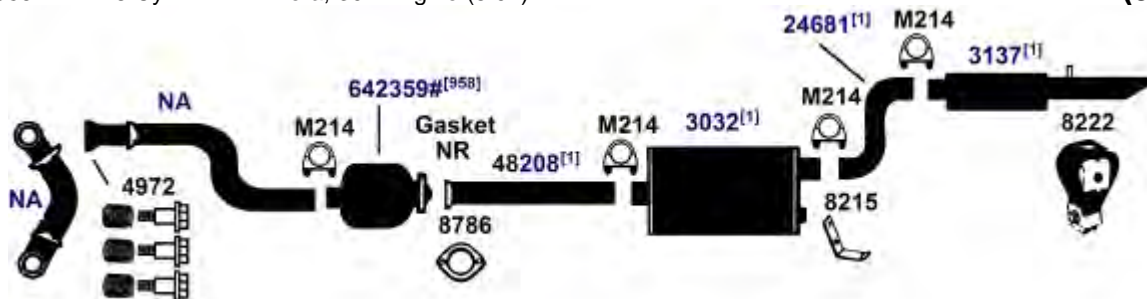
(926)



DIRECT FIT MSL/MAXIMUM Muffler... Front Muffler- 6541, Rear Muffler- 700066, UNIVERSAL FIT MSL/MAXIMUM Muffler... Front Muffler- 709014, 709992, Rear Muffler- 6526, Silentone DIY Muffler... Front Muffler- 5543, Rear Muffler- 5559 and 24840 Spout

1985 8 Cyl. Riviera, 307 Engine (5.0L)

(925)



DIRECT FIT MSL/MAXIMUM Muffler... Front Muffler- 6541, Rear Muffler- 700066, UNIVERSAL FIT MSL/MAXIMUM Muffler... Front Muffler- 709014, 709992, Rear Muffler- 6526, Silentone DIY Muffler... Front Muffler- 5543, Rear Muffler- 5559 and 24840 Spout

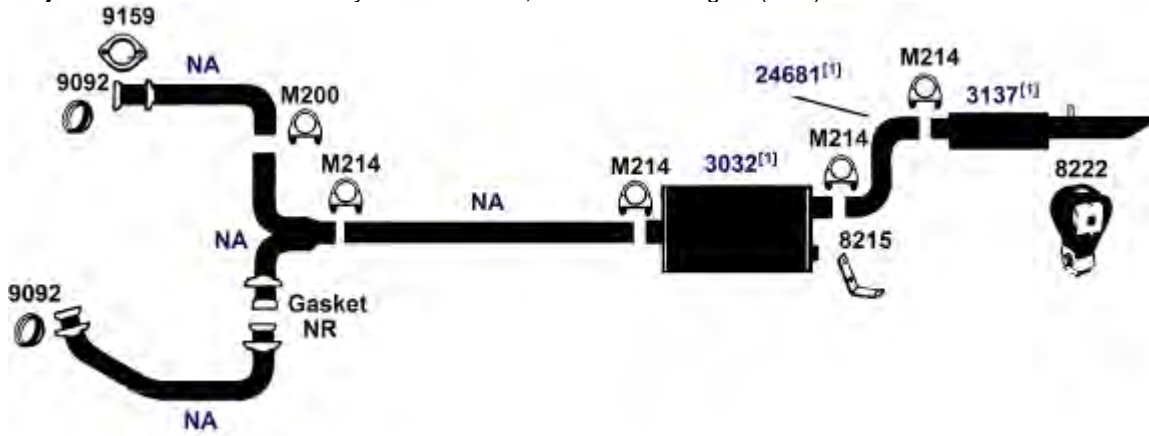
NA-Not Available. NR-Not Required. FL-Remove and Re-Use Old Flange. ● Golden Warehouse. O.E.-Original Equipment.
 # Airtube Kit [4948] may be required to complete installation. EFI-Electronic Fuel Injection.

- [1] OE system was a welded assembly. It is recommended that all parts noted [1] should be replaced.
- [7] The O.E. extension pipe must be cut off 1 3/8" behind the pipe to converter weld.
- [31] The O.E. front exhaust pipe must be cut off 1 1/4" in front of the pipe to converter weld.
- [172] Special O.E. style clamp designed for this application.
- [900] Direct fit converter may require resizing, cutting or bushing.
- [914] Direct fit converter includes front (Exhaust) pipe, (1) piece assembly.
- [915] Does not include complete front pipe.

- [932] For use with 2 3/8" I.D. intermediate pipe.
- [943] #6 bushing may be required w/aftermarket pipe.
- [944] Two #6 bushings may be required.
- [958] Federal & California Emission vehicles. Not legal for sale for vehicles licensed in California.

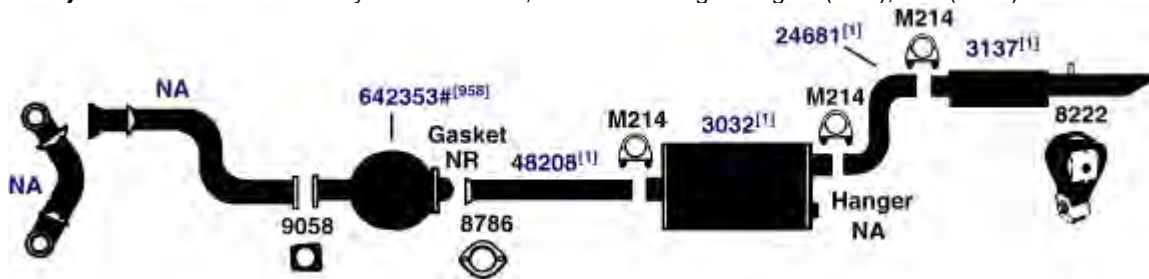
BUICK RIVIERA

(924) 1985 8 Cyl. Riviera, 350N Diesel Engine (5.7L)



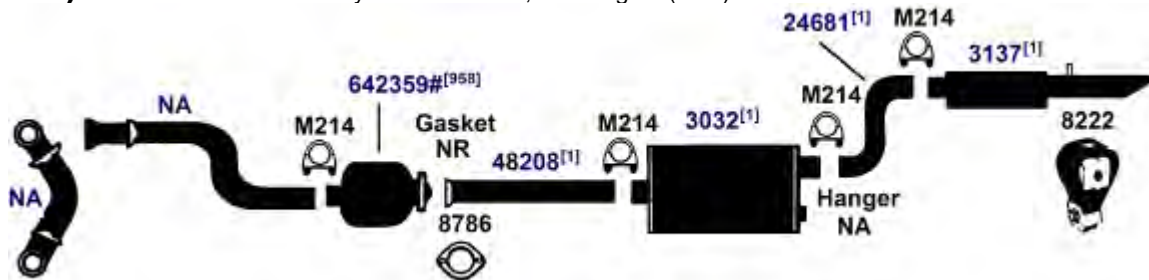
DIRECT FIT MSL/MAXIMUM Muffler... Front Muffler- 6541, Rear Muffler- 700066, UNIVERSAL FIT MSL/MAXIMUM Muffler... Front Muffler- 709014, 709992, Rear Muffler- 6526, Silentone DIY Muffler... Front Muffler- 5543, Rear Muffler- 5559 and 24840 Spout

(926E) 1984 6 Cyl. Riviera, 231 Turbocharged Engine (3.8L), 252 (4.1-4)



DIRECT FIT MSL/MAXIMUM Muffler... Front Muffler- 6541, Rear Muffler- 700066, UNIVERSAL FIT MSL/MAXIMUM Muffler... Front Muffler- 709014, 709992, Rear Muffler- 6526, Silentone DIY Muffler... Front Muffler- 5543, Rear Muffler- 5559 and 24840 Spout

(925E) 1984 8 Cyl. Riviera, 307 Engine (5.0L)



DIRECT FIT MSL/MAXIMUM Muffler... Front Muffler- 6541, Rear Muffler- 700066, UNIVERSAL FIT MSL/MAXIMUM Muffler... Front Muffler- 709014, 709992, Rear Muffler- 6526, Silentone DIY Muffler... Front Muffler- 5543, Rear Muffler- 5559 and 24840 Spout

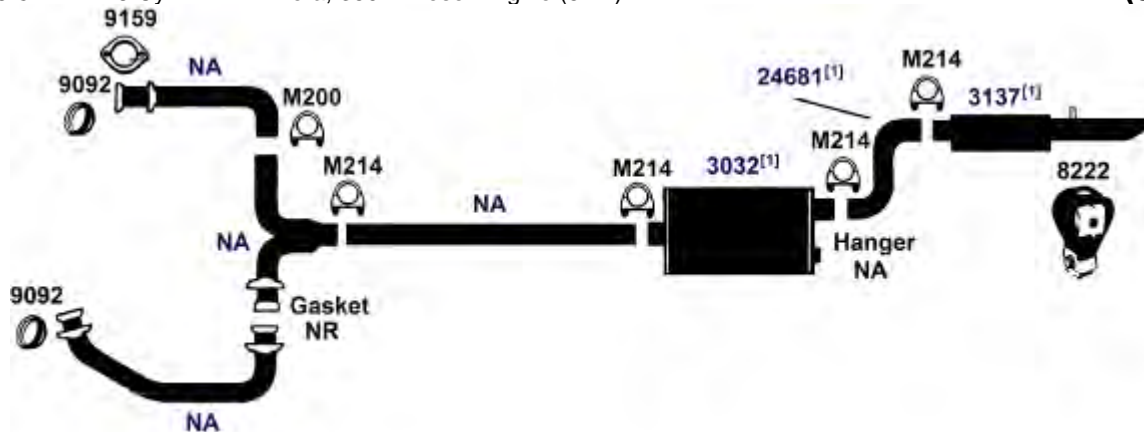
NA-Not Available. NR-Not Required. FL-Remove and Re-Use Old Flange. ● Golden Warehouse. O.E.-Original Equipment.

Airtube Kit [4948] may be required to complete installation. EFI-Electronic Fuel Injection.

[1] OE system was a welded assembly. It is recommended that all parts noted [1] should be replaced. [958] Federal & California Emission vehicles. Not legal for sale for vehicles licensed in California.

83-84 8 Cyl. Riviera, 350N Diesel Engine (5.7L)

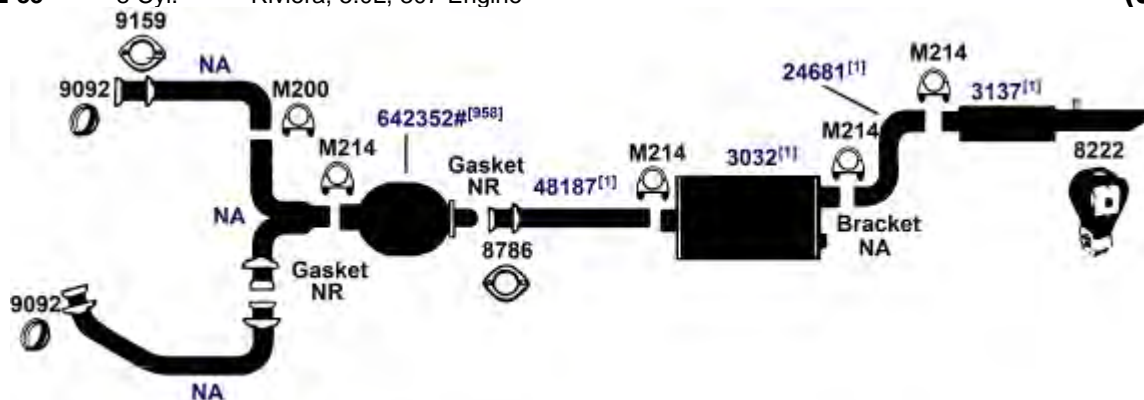
(924E)



DIRECT FIT MSL/MAXIMUM Muffler... Front Muffler- 6541, Rear Muffler- 700066, UNIVERSAL FIT MSL/MAXIMUM Muffler... Front Muffler- 709014, 709992, Rear Muffler- 6526, Silentone DIY Muffler... Front Muffler- 5543, Rear Muffler- 5559 and 24840 Spout

82-83 8 Cyl. Riviera, 5.0L, 307 Engine

(920)



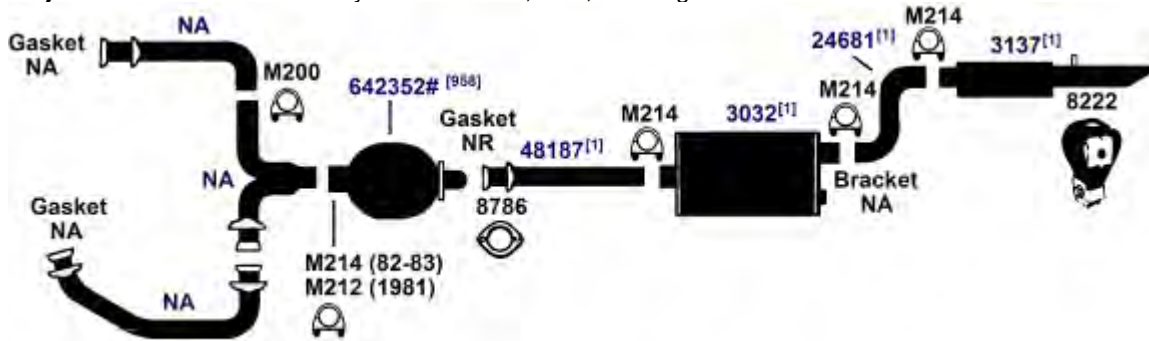
DIRECT FIT MSL/MAXIMUM Muffler... Front Muffler- 6541, Rear Muffler- 700066, UNIVERSAL FIT MSL/MAXIMUM Muffler... Front Muffler- 709014, 709992, Rear Muffler- 6526, Silentone DIY Muffler... Front Muffler- 5543, Rear Muffler- 5559 and 24840 Spout

NA-Not Available. NR-Not Required. FL-Remove and Re-Use Old Flange. ● Golden Warehouse. O.E.-Original Equipment.
 # Airtube Kit [4948] may be required to complete installation. EFI-Electronic Fuel Injection.

[1] OE system was a welded assembly. It is recommended that all parts noted [1] should be replaced. [958] Federal & California Emission vehicles. Not legal for sale for vehicles licensed in California.

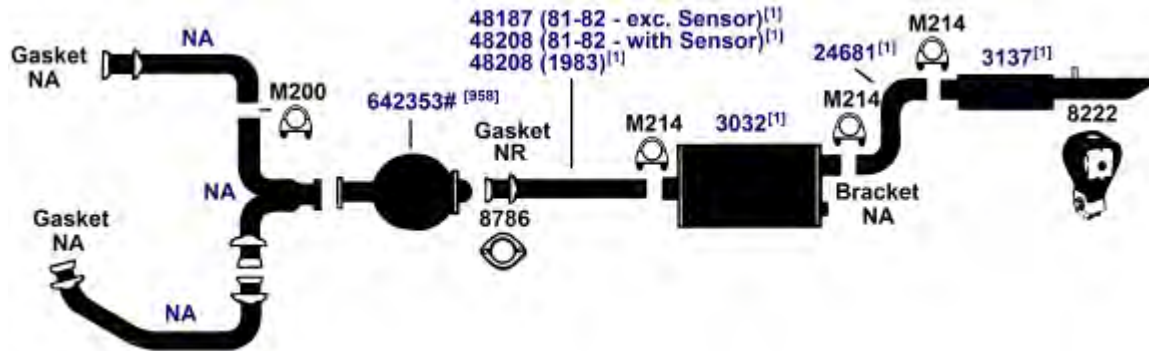
BUICK RIVIERA

(918) 81-83 6 Cyl. Riviera, 4.1L, 252 Engine



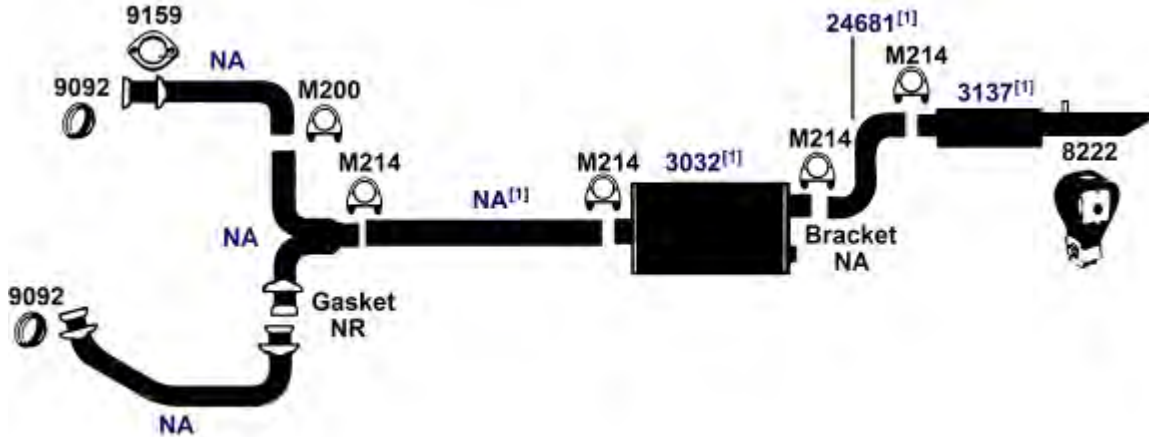
DIRECT FIT MSL/MAXIMUM Muffler... Front Muffler- 6541, Rear Muffler- 700066, UNIVERSAL FIT MSL/MAXIMUM Muffler... Front Muffler- 709014, 709992, Rear Muffler- 6526, Silentone DIY Muffler... Front Muffler- 5543, Rear Muffler- 5559 and 24840 Spout

(919) 81-83 6 Cyl. Riviera, 3.8L, 231-3 Turbo Engine



DIRECT FIT MSL/MAXIMUM Muffler... Front Muffler- 6541, Rear Muffler- 700066, UNIVERSAL FIT MSL/MAXIMUM Muffler... Front Muffler- 709014, 709992, Rear Muffler- 6526, Silentone DIY Muffler... Front Muffler- 5543, Rear Muffler- 5559 and 24840 Spout

(917) 81-82 8 Cyl. Riviera, 5.7L, 350N Diesel Engine; with 2 1/4" Exhaust Pipe



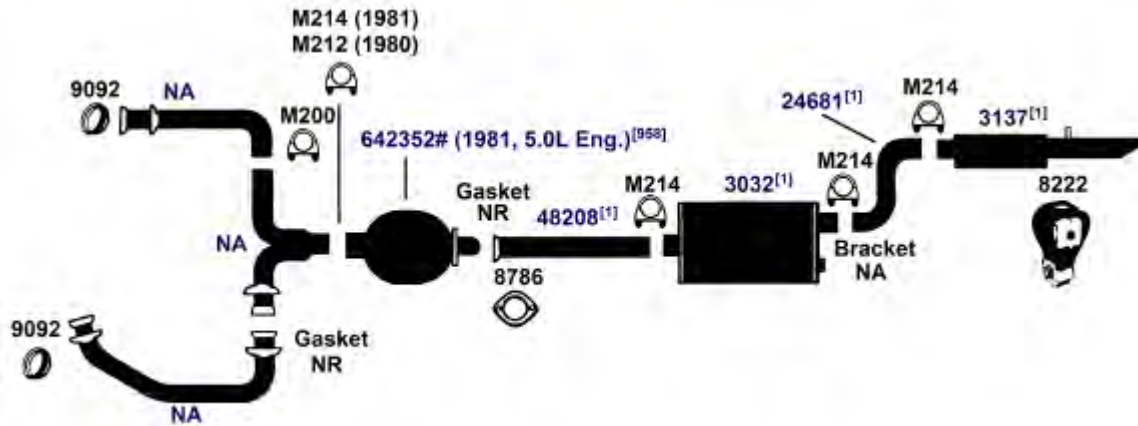
DIRECT FIT MSL/MAXIMUM Muffler... Front Muffler- 6541, Rear Muffler- 700066, UNIVERSAL FIT MSL/MAXIMUM Muffler... Front Muffler- 709014, 709992, Rear Muffler- 6526, Silentone DIY Muffler... Front Muffler- 5543, Rear Muffler- 5559 and 24840 Spout

NA-Not Available. NR-Not Required. FL-Remove and Re-Use Old Flange. ● Golden Warehouse. O.E.-Original Equipment.
Airtube Kit [4948] may be required to complete installation. EFI-Electronic Fuel Injection.

[1] OE system was a welded assembly. It is recommended that all parts noted [1] should be replaced. [958] Federal & California Emission vehicles. Not legal for sale for vehicles licensed in California.

80-81 8 Cyl. Riviera, 307 (5.0L), 350R (5.7L) Engine

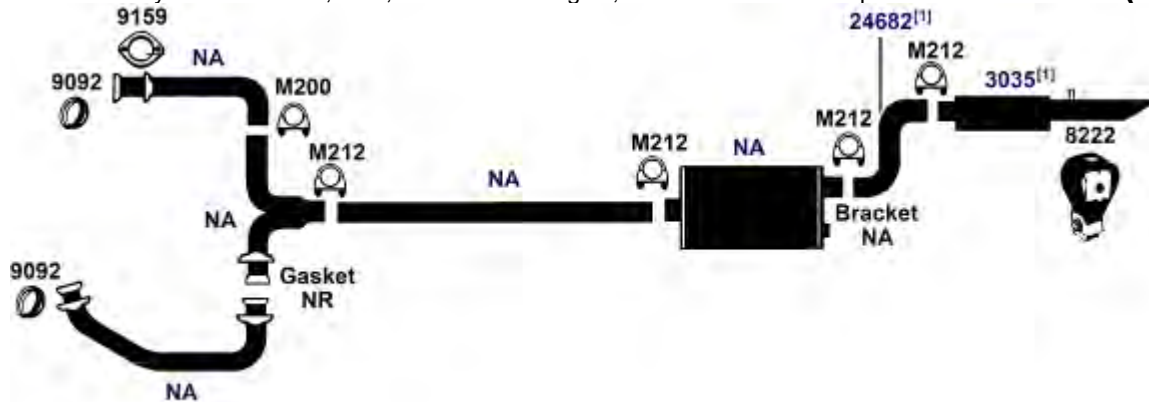
(915)



DIRECT FIT MSL/MAXIMUM Muffler... Front Muffler- 6541, Rear Muffler- 700066, UNIVERSAL FIT MSL/MAXIMUM Muffler... Front Muffler- 709014, 709992, Rear Muffler- 6526, Silentone DIY Muffler... Front Muffler- 5543, Rear Muffler- 5559 and 24840 Spout

80-81 8 Cyl. Riviera, 5.7L, 350N Diesel Engine; with 2 1/2" Exhaust Pipe

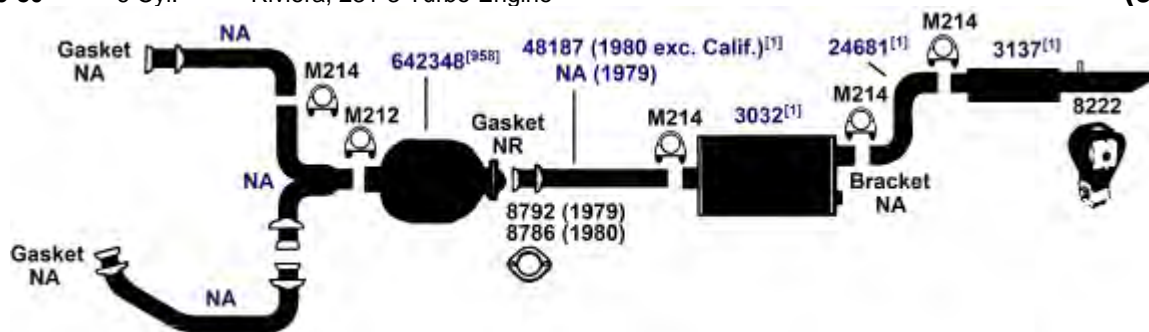
(916)



DIRECT FIT MSL/MAXIMUM Muffler... Rear Muffler- 700061, UNIVERSAL FIT MSL/MAXIMUM Muffler... Front Muffler- 6541, Rear Muffler- 6526

79-80 6 Cyl. Riviera, 231-3 Turbo Engine

(912)



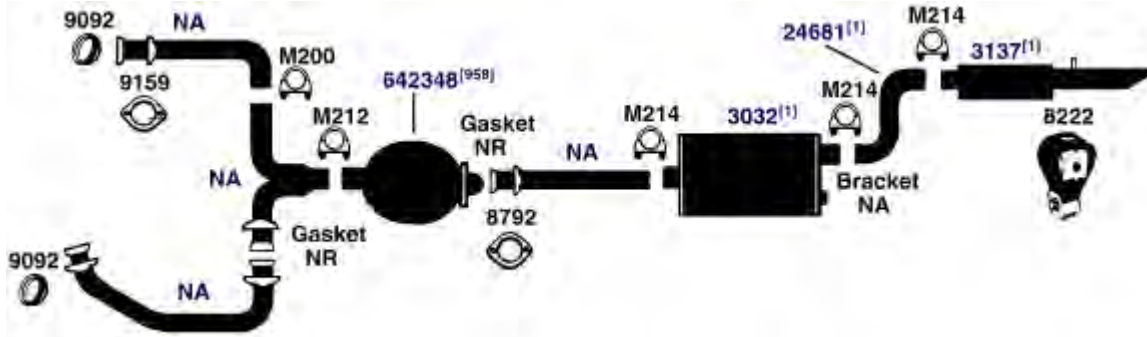
DIRECT FIT MSL/MAXIMUM Muffler... Front Muffler- 6541, Rear Muffler- 700066, UNIVERSAL FIT MSL/MAXIMUM Muffler... Front Muffler- 709014, 709992, Rear Muffler- 6526, Silentone DIY Muffler... Front Muffler- 5543, Rear Muffler- 5559 and 24840 Spout

NA-Not Available. NR-Not Required. FL-Remove and Re-Use Old Flange. ● Golden Warehouse. O.E.-Original Equipment.
Airtube Kit [4948] may be required to complete installation. EFI-Electronic Fuel Injection.

[1] OE system was a welded assembly. It is recommended that all parts noted [1] should be replaced. [958] Federal & California Emission vehicles. Not legal for sale for vehicles licensed in California.

BUICK RIVIERA

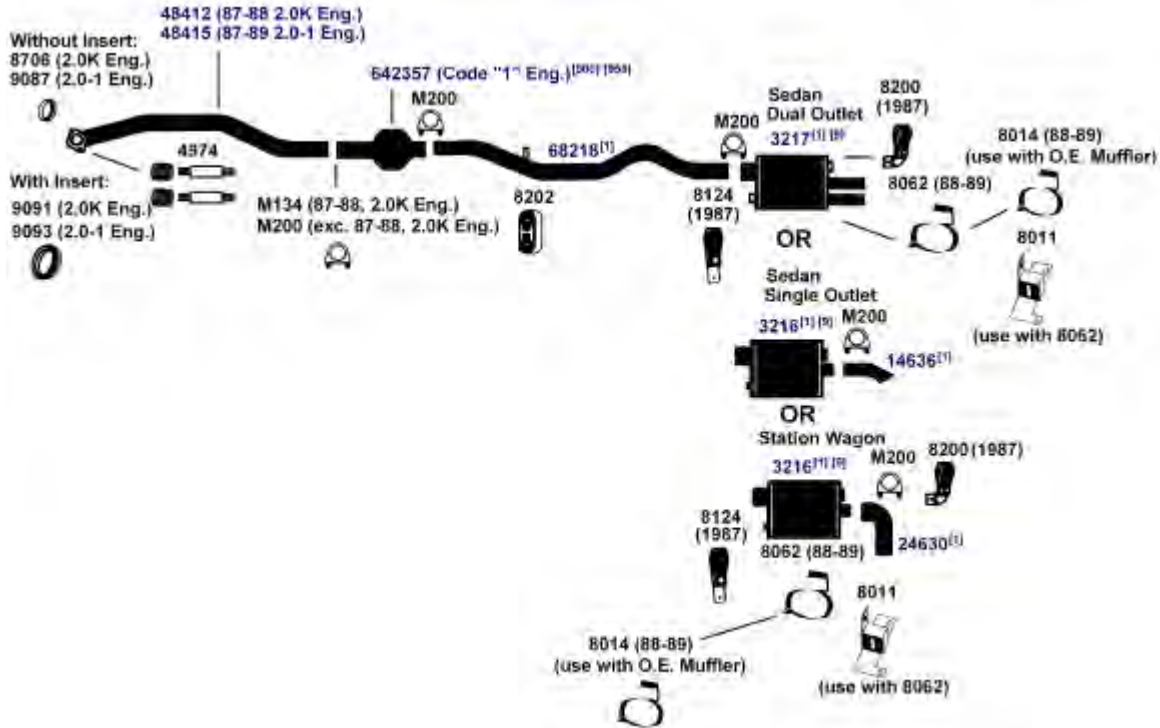
(911) 1979 8 Cyl. Riviera, 5.7L, 350R Engine



DIRECT FIT MSL/MAXIMUM Muffler... Front Muffler- 6541, Rear Muffler- 700066, UNIVERSAL FIT MSL/MAXIMUM Muffler... Front Muffler- 709014, 709992, Rear Muffler- 6526, Silentone DIY Muffler... Front Muffler- 5543, Rear Muffler- 5559 and 24840 Spout

BUICK SKYHAWK

(990) 87-89 4 Cyl. Skyhawk, Sedan, Sta. Wagon; 121 Engine (2.0L); except Turbocharged Engine



DIRECT FIT MSL/MAXIMUM Muffler... Dual Outlet Muffler- 6575, Single Outlet Muffler- 6560, 700060 with spout on muffler (rear exit only), UNIVERSAL FIT MSL/MAXIMUM Muffler... Dual Outlet Muffler- 6561, 709015, Single Outlet Muffler- 6536, Silentone DIY Muffler... Dual Outlet Muffler- 5545 two 14636 Spouts and 8062 Hanger, Single Outlet Muffler- 5555

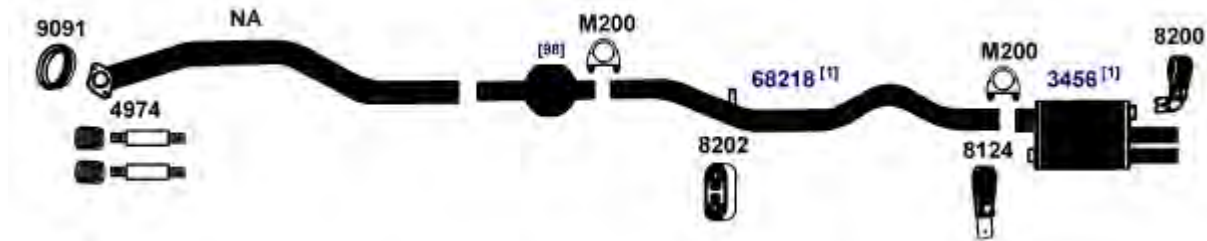
NA-Not Available. NR-Not Required. FL-Remove and Re-Use Old Flange. ● Golden Warehouse. O.E.-Original Equipment.
Airtube Kit [4948] may be required to complete installation. EFI-Electronic Fuel Injection.

- [1] OE system was a welded assembly. It is recommended that all parts noted [1] should be replaced.
[9] Brackets on heads of muffler are not used on 88-90 applications.
[98] Refer to current Catalytic Converter catalog or Website catalog for availability.

- [900] Direct fit converter may require resizing, cutting or bushing.
[958] Federal & California Emission vehicles. Not legal for sale for vehicles licensed in California.

1987 4 Cyl. Skyhawk, 121 Turbocharged Engine (2.0M)
85-86 4 Cyl. Skyhawk, 1.8L Turbocharged Engine (1.8J)

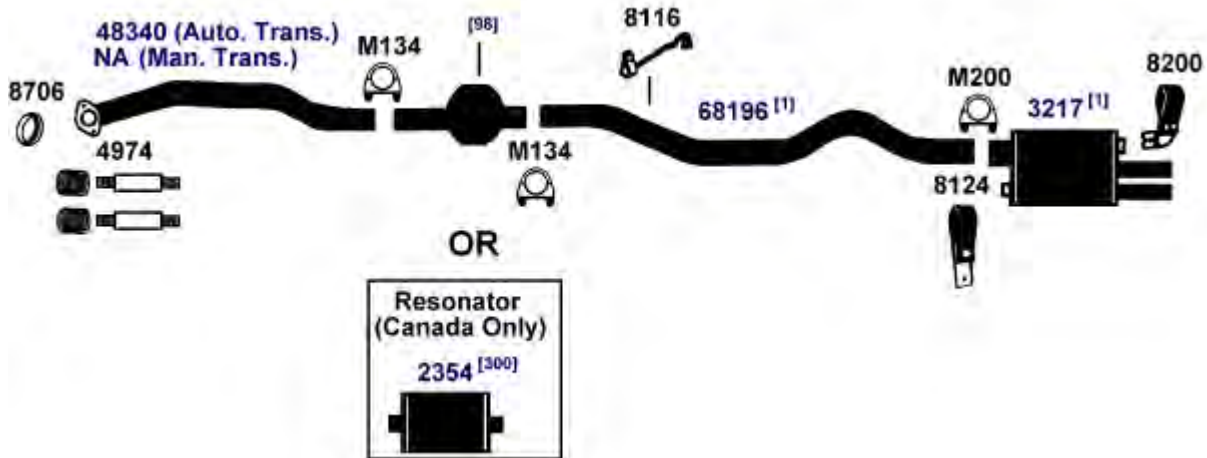
(991)



UNIVERSAL FIT MSL/MAXIMUM Muffler... 709015, Silentone DIY Muffler... 5545 two 14636 Spouts and 8062 Hanger

85-86 4 Cyl. Skyhawk, 2.0-P Engine 2-Door, (Vin Code P)

(986)



DIRECT FIT MSL/MAXIMUM Muffler... Rear Muffler- 6575, UNIVERSAL FIT MSL/MAXIMUM Muffler... Rear Muffler- 6561, 709015, Silentone DIY Muffler... Rear Muffler- 5545 two 14636 Spouts and 8062 Hanger

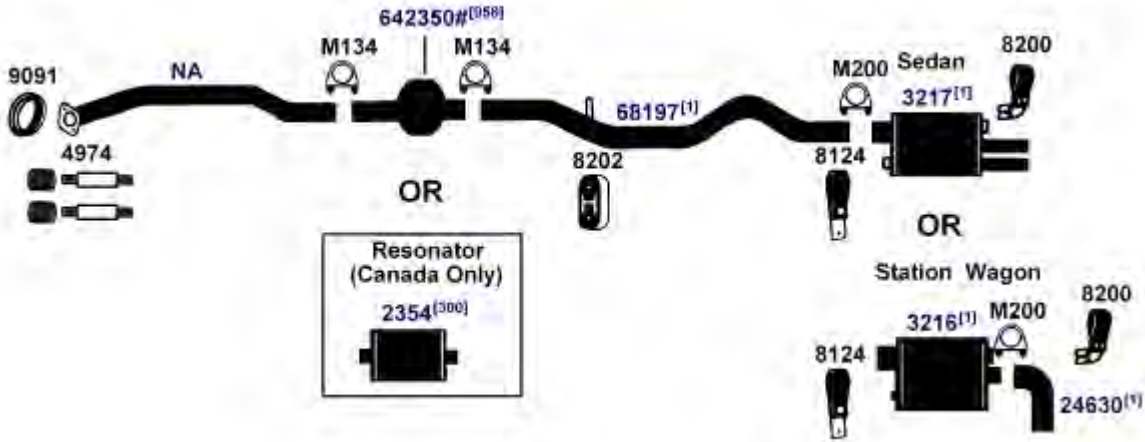
NA-Not Available. NR-Not Required. FL-Remove and Re-Use Old Flange. ● Golden Warehouse. O.E.-Original Equipment.
 # Airtube Kit [4948] may be required to complete installation. EFI-Electronic Fuel Injection.

[1] OE system was a welded assembly. It is recommended that all parts noted [1] should be replaced.
 [98] Refer to current Catalytic Converter catalog or Website catalog for availability.

[300] For use when resonator originated from O.E. manufacturer.
 [958] Federal & California Emission vehicles. Not legal for sale for vehicles licensed in California.

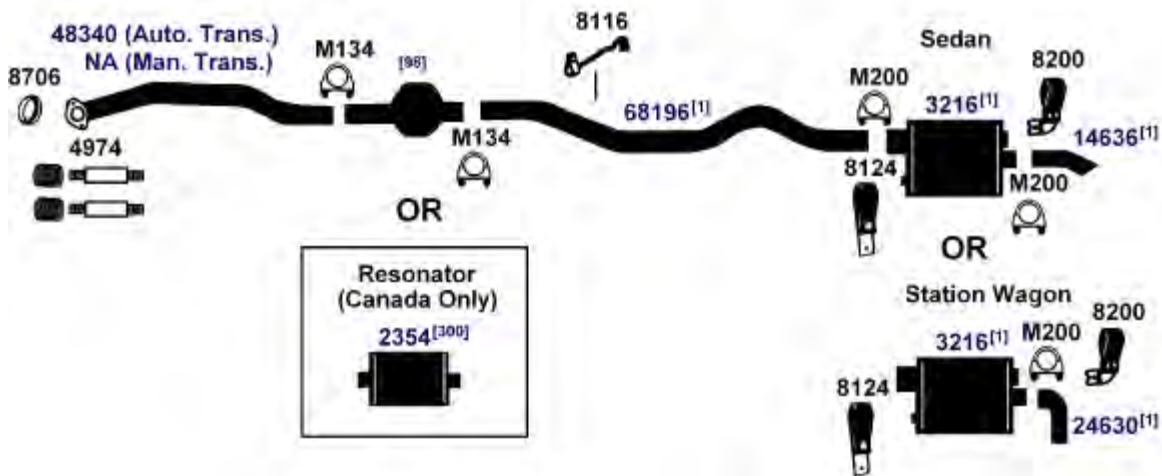
BUICK SKYHAWK

(988) 85-86 4 Cyl. Skyhawk, Sedan, Sta. Wagon (Vin Code O); 1.8-O Engine



DIRECT FIT MSL/MAXIMUM Muffler... Rear Dual Outlet Muffler (3217)- 6575 (Sedan), Rear Single Outlet Muffler (3216)- 6560 (Sta. Wag), 700060 with spout on muffler (rear exit only)., UNIVERSAL FIT MSL/MAXIMUM Muffler... Rear Dual Outlet Muffler (3217)- 6561 (Sedan), 709015 (Sedan), Rear Single Outlet Muffler (3216)- 6536 (Sta. Wag), Silentone DIY Muffler... Rear Dual Outlet Muffler (3217)- 5545 two 14636 Spouts and 8062 Hanger, Rear Single Outlet Muffler (3216)- 5555 (Sta. Wag)

(985) 85-86 4 Cyl. Skyhawk, Sedan, Sta. Wagon, 2.0-P Engine (Vin Code P)



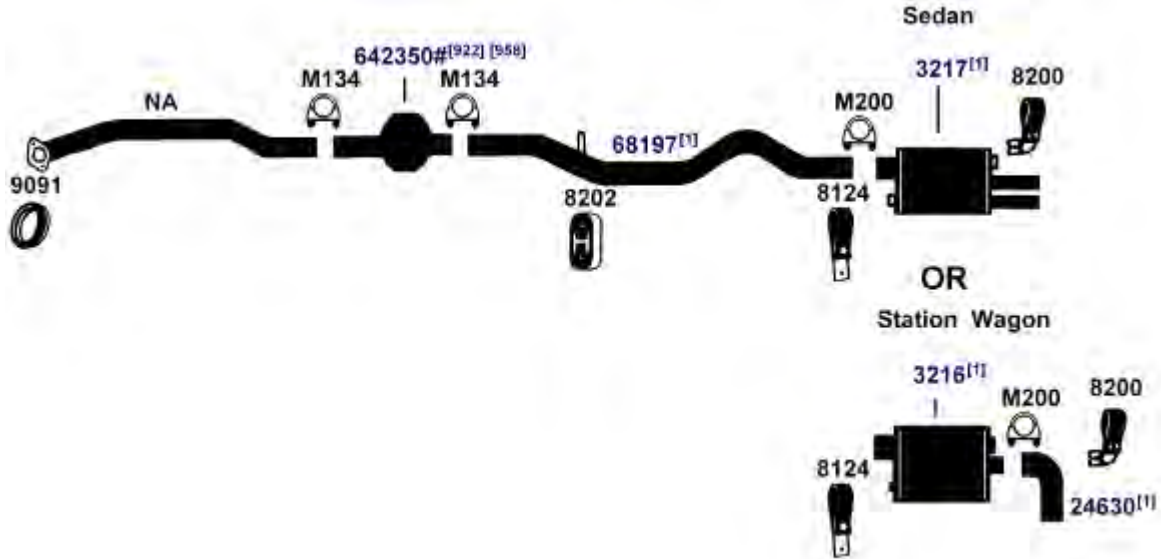
DIRECT FIT MSL/MAXIMUM Muffler... Rear Muffler- 6560, 700060 with spout on muffler(rear exit only)., UNIVERSAL FIT MSL/MAXIMUM Muffler... Rear Muffler- 6536, Silentone DIY Muffler... Rear Muffler- 5555

NA-Not Available. NR-Not Required. FL-Remove and Re-Use Old Flange. ● Golden Warehouse. O.E.-Original Equipment.
Airtube Kit [4948] may be required to complete installation. EFI-Electronic Fuel Injection.

[1] OE system was a welded assembly. It is recommended that all parts noted [1] should be replaced.
[98] Refer to current Catalytic Converter catalog or Website catalog for availability.

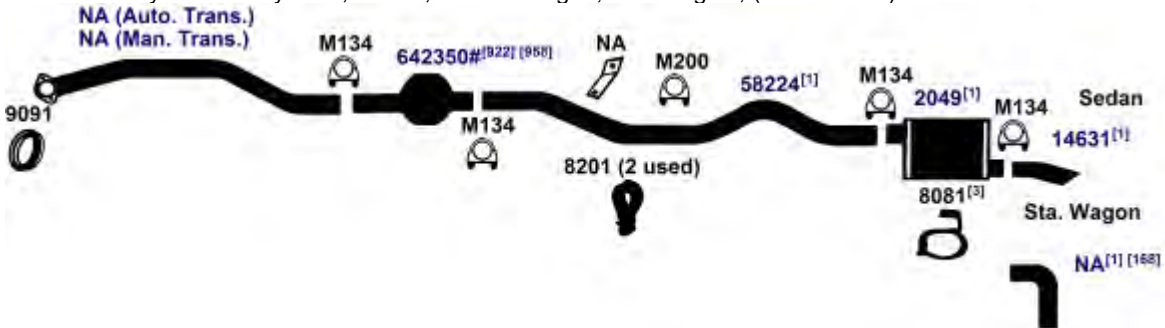
[300] For use when resonator originated from O.E. manufacturer.
[958] Federal & California Emission vehicles. Not legal for sale for vehicles licensed in California.

1984 4 Cyl. Skyhawk, Sedan, Sta. Wagon (Vin Code O); 1.8-O Engine, 2nd Design Only **(988E)**
 (with Brackets on Muffler Heads)



DIRECT FIT MSL/MAXIMUM Muffler... Dual Outlet Muffler (3217)- 6575 (Sedan), Single Outlet Muffler (3216)- 6560 (Sta. Wag), 700060 with spout on muffler(rear exit only)., UNIVERSAL FIT MSL/MAXIMUM Muffler... Dual Outlet Muffler (3217)- 6561 (Sedan), 709015 (Sedan), Single Outlet Muffler (3216)- 6536 (Sta. Wag), Silentone DIY Muffler... Dual Outlet Muffler (3217)- 5545 two 14636 Spouts and 8062 Hanger, Single Outlet Muffler (3216)- 5555 (Sta. Wag)

1984 4 Cyl. Skyhawk, Sedan, Station Wagon; 2.0L Engine 1st Design only (VIN Code P) **(983)**
1983 4 Cyl. Skyhawk, Sedan, Station Wagon; 2.0L Engine, (VIN Code P)



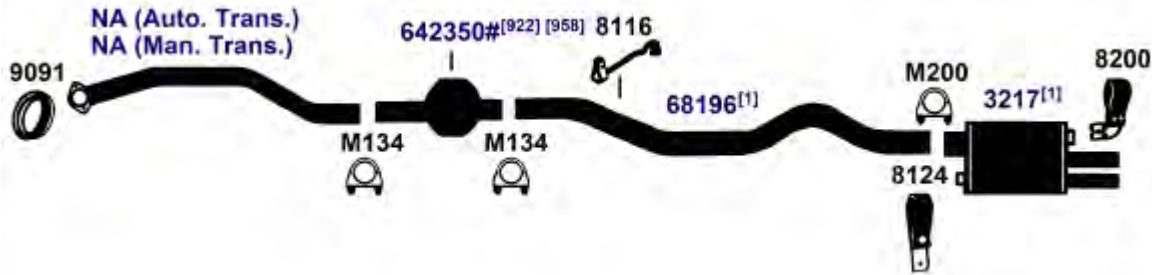
DIRECT FIT MSL/MAXIMUM Muffler... 700047, UNIVERSAL FIT MSL/MAXIMUM Muffler... 6544, 709011, Silentone DIY Muffler... 5535

NA-Not Available. NR-Not Required. FL-Remove and Re-Use Old Flange. ● Golden Warehouse. O.E.-Original Equipment.
 # Airtube Kit [4948] may be required to complete installation. EFI-Electronic Fuel Injection.

- [1] OE system was a welded assembly. It is recommended that all parts noted [1] should be replaced.
- [2] From O.E. resonator inlet weld, measure along pipe 3-3/4" to cut-off.
- [3] Required for installation.
- [922] Trim Outlet pipe to fit length required
- [958] Federal & California Emission vehicles. Not legal for sale for vehicles licensed in California.
- [168] Functionally approved Single Outlet System replaces Dual Outlet.

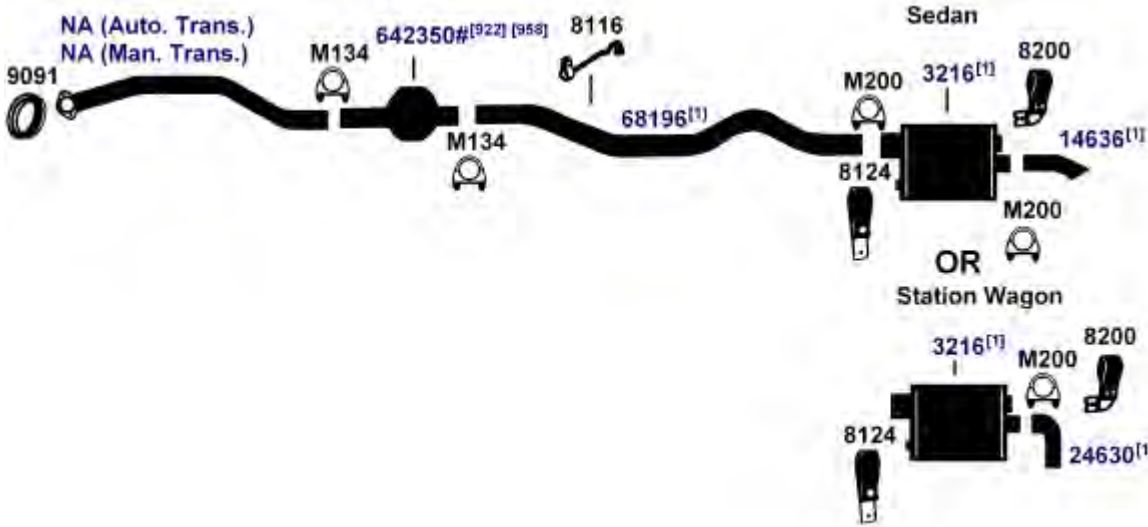
BUICK SKYHAWK

(986E) 1984 4 Cyl. Skyhawk, 2-Door, 2.0-P Engine (Vin Code P), 2nd Design Only (with Brackets on Muffler Heads)



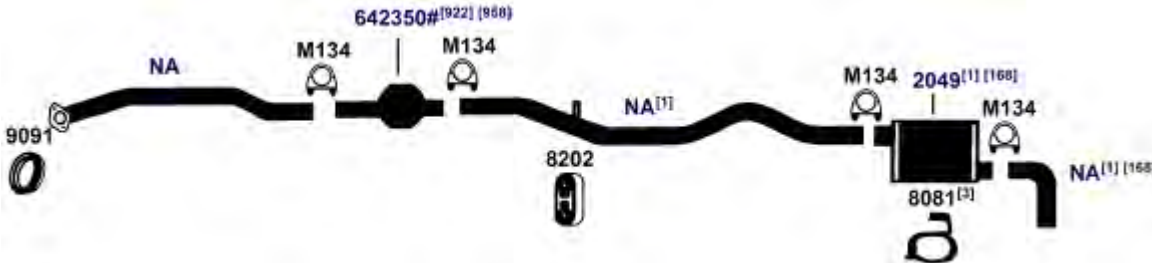
DIRECT FIT MSL/MAXIMUM Muffler... 6575, UNIVERSAL FIT MSL/MAXIMUM Muffler... 6561, 709015, Silentone DIY Muffler... 5545 two 14636 Spouts and 8062 Hanger

(985E) 1984 4 Cyl. Skyhawk 4-Door Sedan, Sta. Wagon, 2.0-P Engine (Vin Code P), 2nd Design only (with Brackets on Muffler Heads)



DIRECT FIT MSL/MAXIMUM Muffler... 6560, 700060 with spout on muffler(rear exit only), UNIVERSAL FIT MSL/MAXIMUM Muffler... 6536, Silentone DIY Muffler... 5555

(980) 82-84 4 Cyl. Skyhawk, Station Wagon; 1.8L Engine (VIN Code O)



DIRECT FIT MSL/MAXIMUM Muffler... 700047, UNIVERSAL FIT MSL/MAXIMUM Muffler... 6544, 709011, Silentone DIY Muffler... 5535

NA-Not Available. NR-Not Required. FL-Remove and Re-Use Old Flange. ● Golden Warehouse. O.E.-Original Equipment.
Airtube Kit [4948] may be required to complete installation. EFI-Electronic Fuel Injection.

[1] OE system was a welded assembly. It is recommended that all parts noted [1] should be replaced.

[3] Required for installation.

[168] Functionally approved Single Outlet System replaces Dual Outlet.

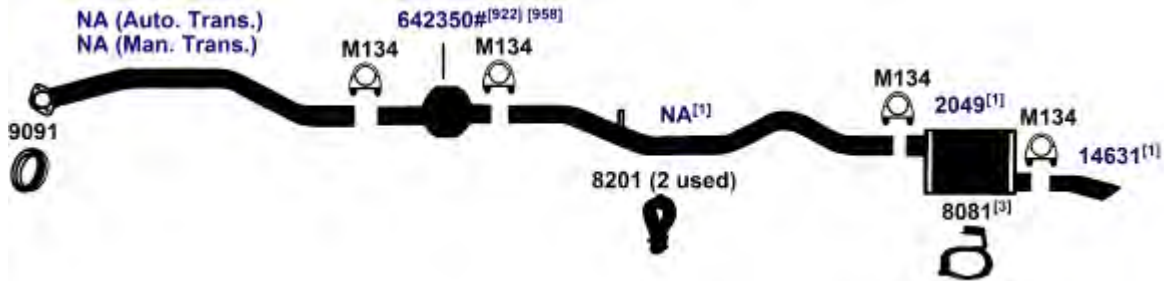
[218] From O.E. resonator inlet weld, measure along pipe 3-3/4" to cut-off.

[922] Trim Outlet pipe to fit length required

[958] Federal & California Emission vehicles. Not legal for sale for vehicles licensed in California.

BUICK SKYHAWK

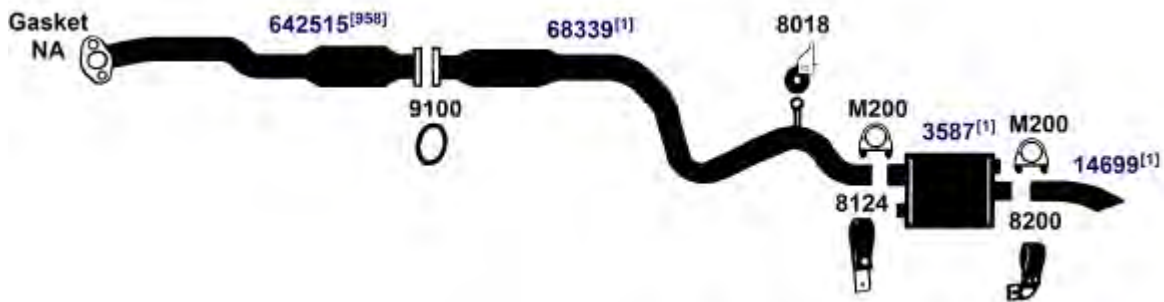
1982 4 Cyl. Skyhawk, 1.8L Engine

(979)

DIRECT FIT MSL/MAXIMUM Muffler... 700047, UNIVERSAL FIT MSL/MAXIMUM Muffler... 6544, 709011, Silentone DIY Muffler... 5535

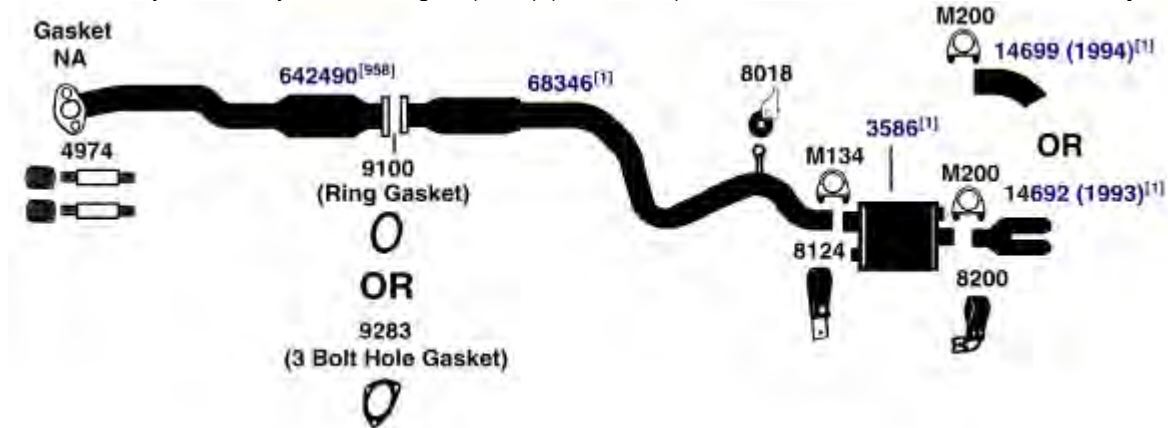
BUICK SKYLARK

1994 6 Cyl. Skylark, 3.1L Engine

(760)

DIRECT FIT MSL/MAXIMUM Muffler... 700162, UNIVERSAL FIT MSL/MAXIMUM Muffler... 709001, 709013, 709014

93-94 4 Cyl. Skylark, 138 Engine (2.3-3) (Quad OHC)

(759)

DIRECT FIT MSL/MAXIMUM Muffler... 700180, UNIVERSAL FIT MSL/MAXIMUM Muffler... 709001, 709013

NA-Not Available. NR-Not Required. FL-Remove and Re-Use Old Flange. ● Golden Warehouse. O.E.-Original Equipment.

Airtube Kit [4948] may be required to complete installation. EFI-Electronic Fuel Injection.

[1] OE system was a welded assembly. It is recommended that all parts noted [1] should be replaced.

[3] Required for installation.

[218] From O.E. resonator inlet weld, measure along pipe 3-3/4" to cut-off.

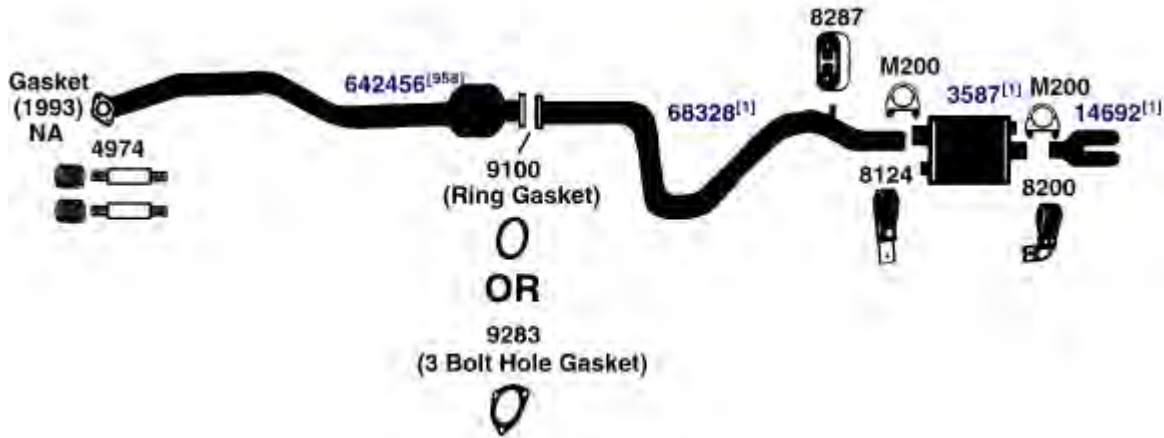
[914] Direct fit converter includes front (Exhaust) pipe, (1) piece assembly.

[922] Trim Outlet pipe to fit length required

[958] Federal & California Emission vehicles. Not legal for sale for vehicles licensed in California.

BUICK SKYLARK

(757) 92-93 6 Cyl. Skylark, 204 Engine (3.3L)



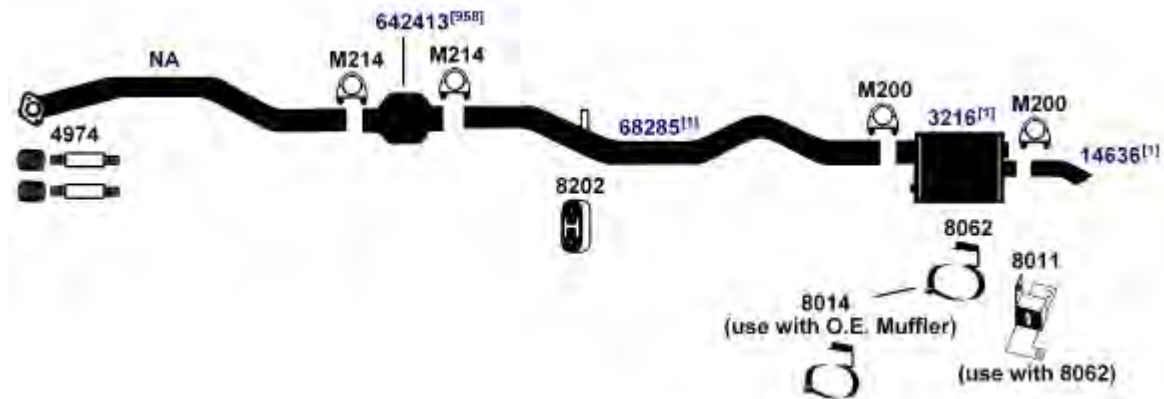
DIRECT FIT MSL/MAXIMUM Muffler... 700162, UNIVERSAL FIT MSL/MAXIMUM Muffler... 709001, 709013, 709014

(758) 1992 4 Cyl. Skylark, 138 Engine (2.3-3) (Quad OHC)



DIRECT FIT MSL/MAXIMUM Muffler... 700180, UNIVERSAL FIT MSL/MAXIMUM Muffler... 709001, 709013

(756) 1991 4 Cyl. Skylark, 138 Engine (2.3L) (Quad 4), Single Exhaust



DIRECT FIT MSL/MAXIMUM Muffler... 6560, 700060 with spout on muffler (rear exit only)., UNIVERSAL FIT MSL/MAXIMUM Muffler... 6536, Silentone DIY Muffler... 5555

NA-Not Available. NR-Not Required. FL-Remove and Re-Use Old Flange. ● Golden Warehouse. O.E.-Original Equipment.
Airtube Kit [4948] may be required to complete installation. EFI-Electronic Fuel Injection.

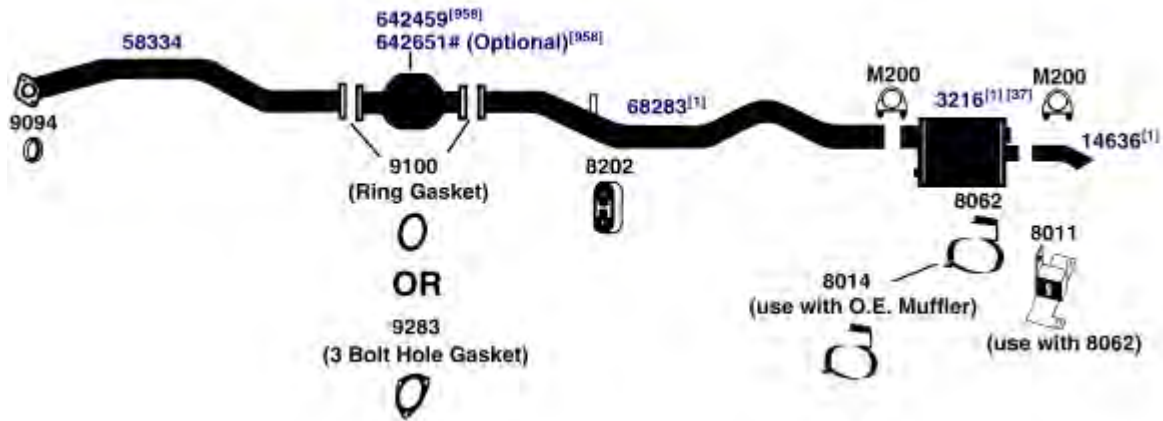
[1] OE system was a welded assembly. It is recommended that all parts noted [1] should be replaced.

[37] Brackets on heads of muffler are not used on this application.

[98] Refer to current Catalytic Converter catalog or Website catalog for availability.
[958] Federal & California Emission vehicles. Not legal for sale for vehicles licensed in California.

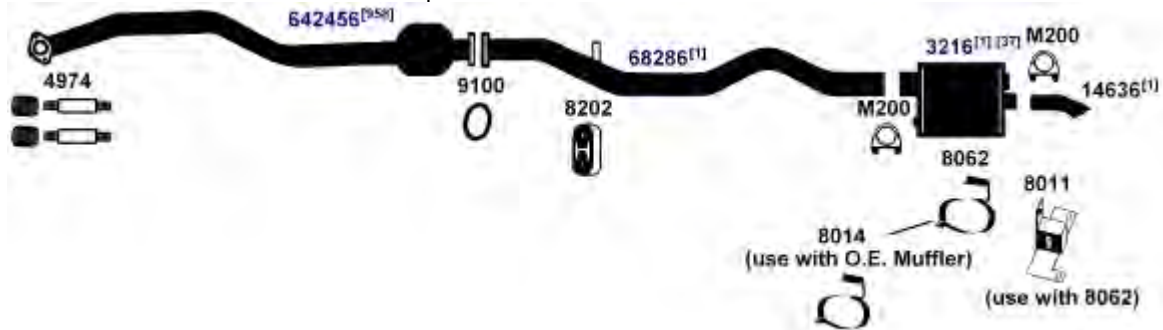
90-91 4 Cyl. Skylark, 151 Engine (2.5L)

(754)



DIRECT FIT MSL/MAXIMUM Muffler... 6560, 700060 with spout on muffler (rear exit only)., UNIVERSAL FIT MSL/MAXIMUM Muffler... 6536, Silentone DIY Muffler... 5555

90-91 6 Cyl. Skylark, 204 Engine (3.3L); 1990 2nd Design with Welded Connection between Front Exhaust Pipe and Converter **(752)**



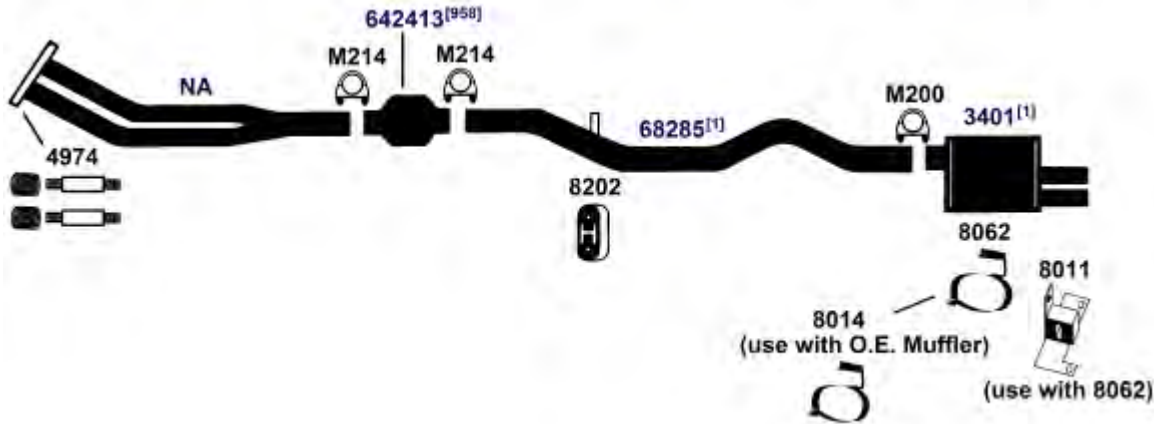
DIRECT FIT MSL/MAXIMUM Muffler... 6560, 700060 with spout on muffler (rear exit only)., UNIVERSAL FIT MSL/MAXIMUM Muffler... 6536, Silentone DIY Muffler... 5555

NA-Not Available. NR-Not Required. FL-Remove and Re-Use Old Flange. ● Golden Warehouse. O.E.-Original Equipment.
Airtube Kit [4948] may be required to complete installation. EFI-Electronic Fuel Injection.

- [1] OE system was a welded assembly. It is recommended that all parts noted [1] should be replaced.
- [37] Brackets on heads of muffler are not used on this application.
- [958] Federal & California Emission vehicles. Not legal for sale for vehicles licensed in California.

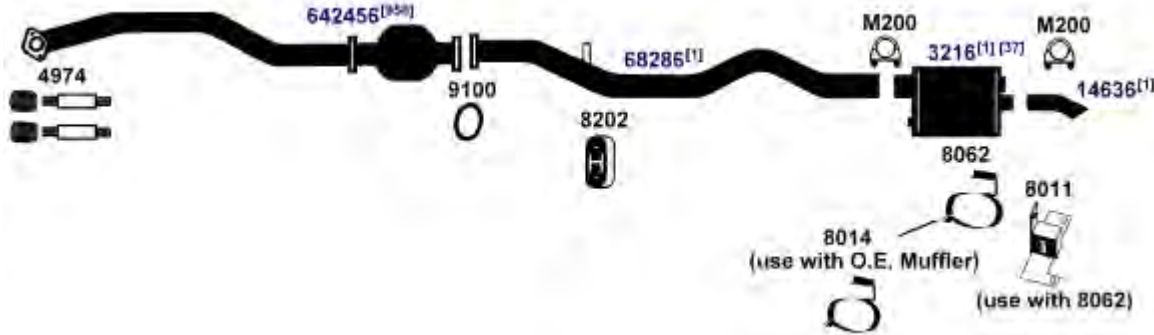
BUICK SKYLARK

(755) 1990 4 Cyl. Skylark, 138 Engine (2.3D) (Quad 4), Single Exhaust



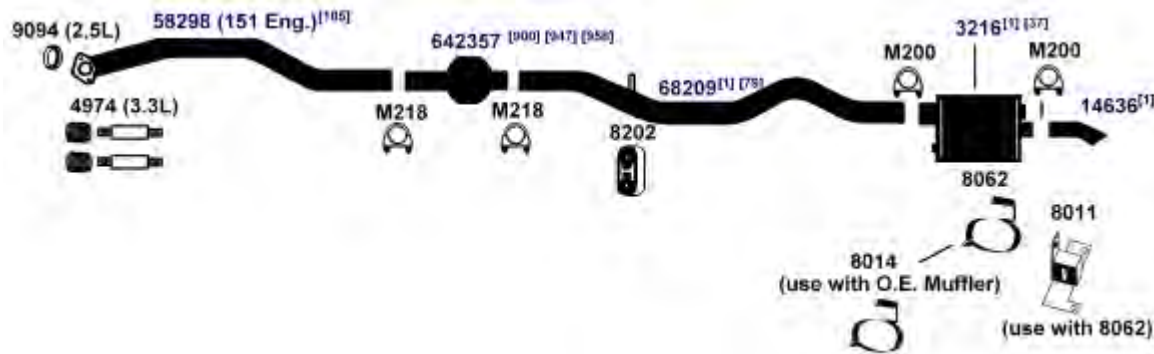
DIRECT FIT MSL/MAXIMUM Muffler... 700122, UNIVERSAL FIT MSL/MAXIMUM Muffler... 6561, 709015, Silentone DIY Muffler... 5545 two 14636 Spouts and 8062 Hanger

(753) 1990 6 Cyl. Skylark, 204 Engine (3.3L); 1st Design with Flanged Connection between Front Exhaust Pipe and Converter



DIRECT FIT MSL/MAXIMUM Muffler... 6560, 700060 with spout on muffler (rear exit only)., UNIVERSAL FIT MSL/MAXIMUM Muffler... 6536, Silentone DIY Muffler... 5555

(749) 1989 6 Cyl. Skylark, 204 Engine (3.3L)
86-89 4 Cyl. Skylark, 151 Engine (2.5L)



DIRECT FIT MSL/MAXIMUM Muffler... 6560, 700060 with spout on muffler (rear exit only)., UNIVERSAL FIT MSL/MAXIMUM Muffler... 6536, 700060 with spout on muffler (rear exit only)., Silentone DIY Muffler... 5555

NA-Not Available. NR-Not Required. FL-Remove and Re-Use Old Flange. ● Golden Warehouse. O.E.-Original Equipment.
Airtube Kit [4948] may be required to complete installation. EFI-Electronic Fuel Injection.

[1] OE system was a welded assembly. It is recommended that all parts noted [1] should be replaced.

[37] Brackets on heads of muffler are not used on this application.

[79] The O.E. extension pipe must be cut off 1 3/4" behind the pipe to converter weld.

[185] The O.E. front exhaust pipe must be cut off 1 3/4" in front of the pipe to converter weld.

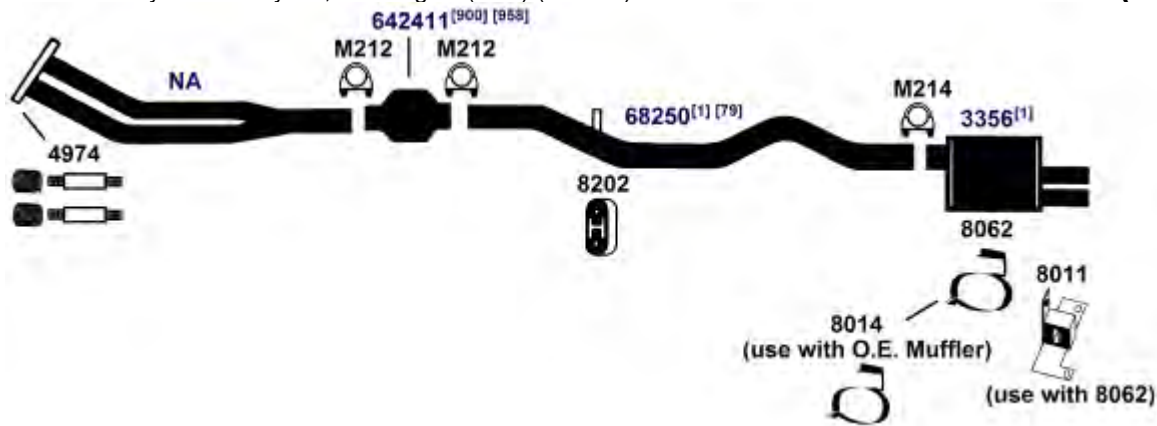
[900] Direct fit converter may require resizing, cutting or bushing.

[947] Two #8 bushings may be required (1 at inlet end and 1 at outlet).

[958] Federal & California Emission vehicles. Not legal for sale for vehicles licensed in California.

88-89 4 Cyl. Skylark, 138 Engine (2.3L) (Quad 4)

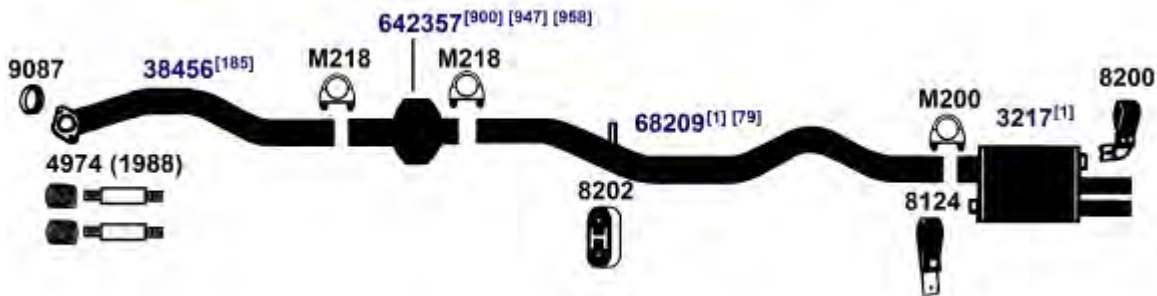
(750)



DIRECT FIT MSL/MAXIMUM Muffler... 700115, UNIVERSAL FIT MSL/MAXIMUM Muffler... 6570, 709015

86-88 6 Cyl. Skylark, 181 Engine (3.0L)

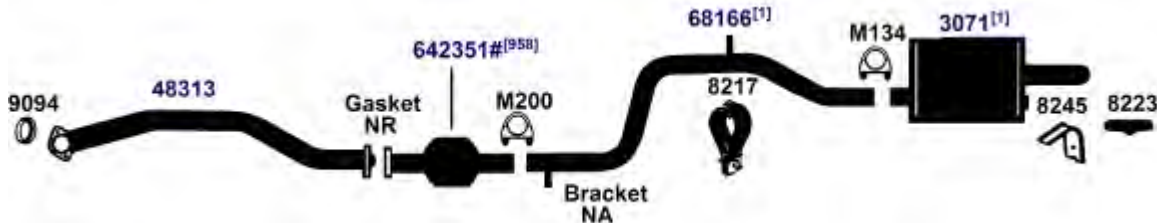
(748)



DIRECT FIT MSL/MAXIMUM Muffler... 6575, UNIVERSAL FIT MSL/MAXIMUM Muffler... 6561, 709015, Silentone DIY Muffler... 5545 two 14636 Spouts and 8062 Hanger

1985 4 Cyl. Skylark, 151 Engine (2.5L)

(745)



DIRECT FIT MSL/MAXIMUM Muffler... 700063, UNIVERSAL FIT MSL/MAXIMUM Muffler... 6544, 709010, Silentone DIY Muffler... 5535

NA-Not Available. NR-Not Required. FL-Remove and Re-Use Old Flange. ● Golden Warehouse. O.E.-Original Equipment.
Airtube Kit [4948] may be required to complete installation. EFI-Electronic Fuel Injection.

- [1] OE system was a welded assembly. It is recommended that all parts noted [1] should be replaced.
- [79] The O.E. extension pipe must be cut off 1 3/4" behind the pipe to converter weld.
- [185] The O.E. front exhaust pipe must be cut off 1 3/4" in front of the pipe to converter weld.

- [900] Direct fit converter may require resizing, cutting or bushing.
- [947] Two #8 bushings may be required (1 at inlet end and 1 at outlet).
- [958] Federal & California Emission vehicles. Not legal for sale for vehicles licensed in California.

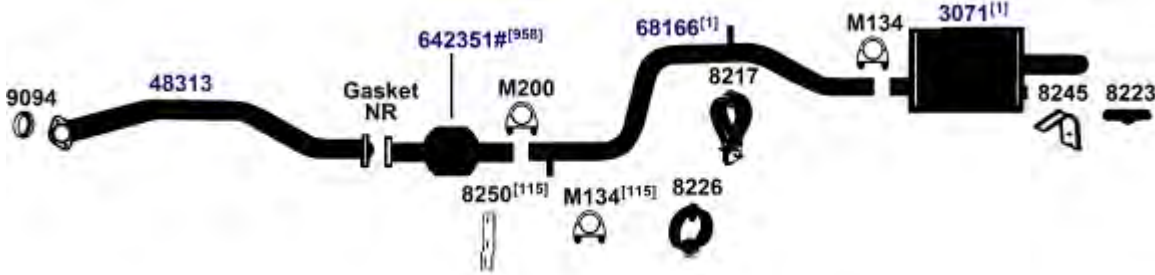
BUICK SKYLARK

(744) 1985 6 Cyl. Skylark, 173 Engine (2.8X); except High Output



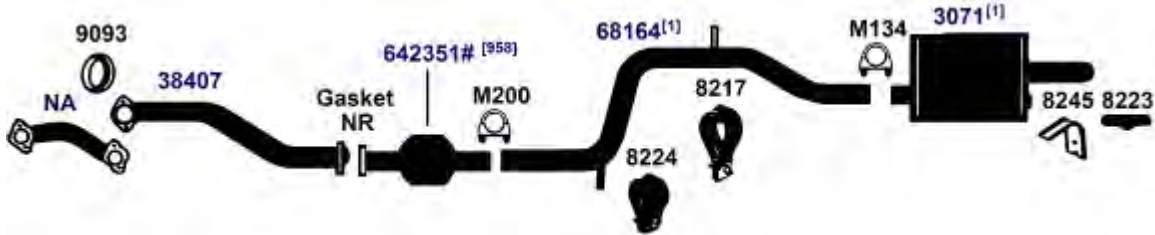
DIRECT FIT MSL/MAXIMUM Muffler... 700063, UNIVERSAL FIT MSL/MAXIMUM Muffler... 6544, 709010, Silentone DIY Muffler... 5535

(745E) 82-84 4 Cyl. Skylark, 151 Engine (2.5L)



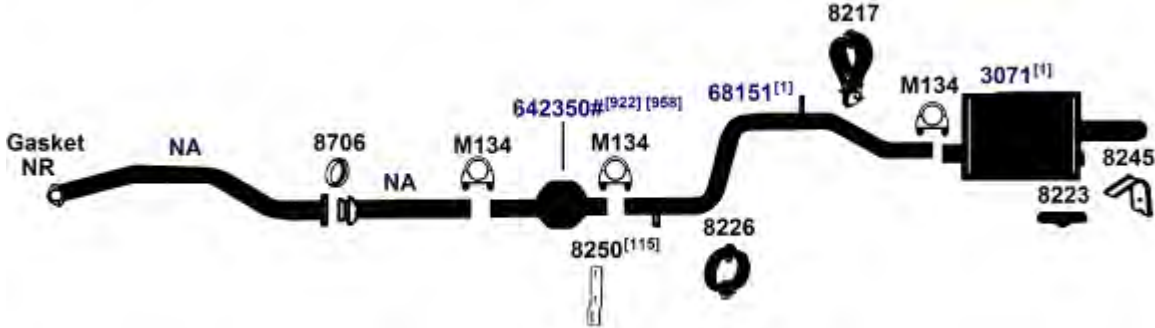
DIRECT FIT MSL/MAXIMUM Muffler... 700063, UNIVERSAL FIT MSL/MAXIMUM Muffler... 6544, 709010, Silentone DIY Muffler... 5535

(744E) 82-84 6 Cyl. Skylark, 173 Engine (2.8X); except High Output



DIRECT FIT MSL/MAXIMUM Muffler... 700063, UNIVERSAL FIT MSL/MAXIMUM Muffler... 6544, 709010, Silentone DIY Muffler... 5535

(743) 1981 4 Cyl. Skylark, 2.5L, 151 Engine



DIRECT FIT MSL/MAXIMUM Muffler... 700063, UNIVERSAL FIT MSL/MAXIMUM Muffler... 6544, 709010, Silentone DIY Muffler... 5535

NA-Not Available. NR-Not Required. FL-Remove and Re-Use Old Flange. ● Golden Warehouse. O.E.-Original Equipment.
Airtube Kit [4948] may be required to complete installation. EFI-Electronic Fuel Injection.

[1] OE system was a welded assembly. It is recommended that all parts noted [1] should be replaced.

[115] Not required for installation if bracket is welded on exhaust pipe.

[922] Trim Outlet pipe to fit length required

[958] Federal & California Emission vehicles. Not legal for sale for vehicles licensed in California.

1981 6 Cyl. Skylark, 2.8Z, 2.8X, 173 Engine

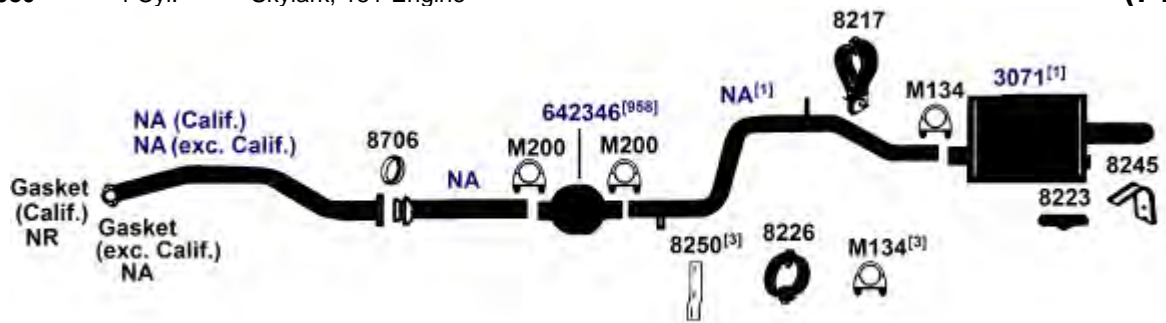
(742)



DIRECT FIT MSL/MAXIMUM Muffler... 700063, UNIVERSAL FIT MSL/MAXIMUM Muffler... 6544, 709010, Silentone DIY Muffler... 5535

1980 4 Cyl. Skylark, 151 Engine

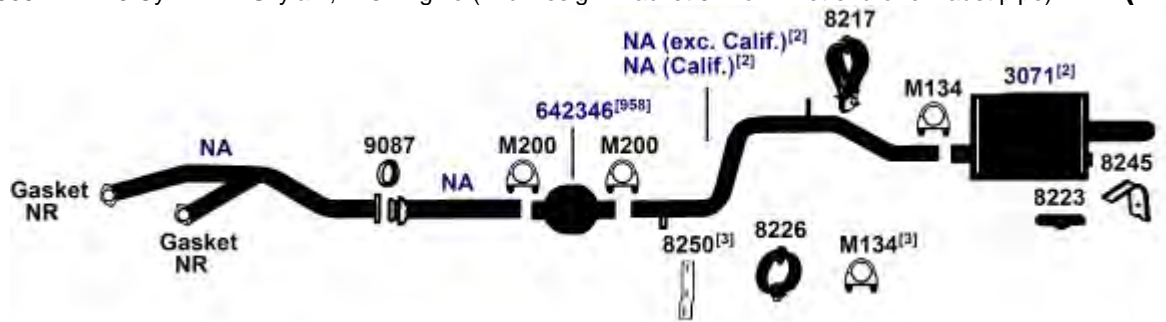
(741)



DIRECT FIT MSL/MAXIMUM Muffler... 700063, UNIVERSAL FIT MSL/MAXIMUM Muffler... 6544, 709010, Silentone DIY Muffler... 5535

1980 6 Cyl. Skylark, 173 Engine (2nd Design-Bracket 3" from inlet end of exhaust pipe)

(740)



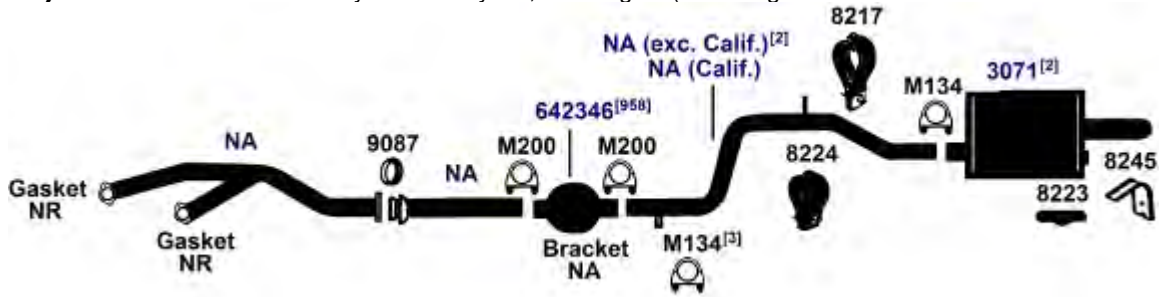
DIRECT FIT MSL/MAXIMUM Muffler... 700063, UNIVERSAL FIT MSL/MAXIMUM Muffler... 6544, 709010, Silentone DIY Muffler... 5535

NA-Not Available. NR-Not Required. FL-Remove and Re-Use Old Flange. ● Golden Warehouse. O.E.-Original Equipment.
Airtube Kit [4948] may be required to complete installation. EFI-Electronic Fuel Injection.

- [1] OE system was a welded assembly. It is recommended that all parts noted [1] should be replaced.
- [2] May be necessary to replace all noted [2] parts.
- [3] Required for installation.
- [115] Not required for installation if bracket is welded on exhaust pipe.
- [922] Trim Outlet pipe to fit length required
- [958] Federal & California Emission vehicles. Not legal for sale for vehicles licensed in California.

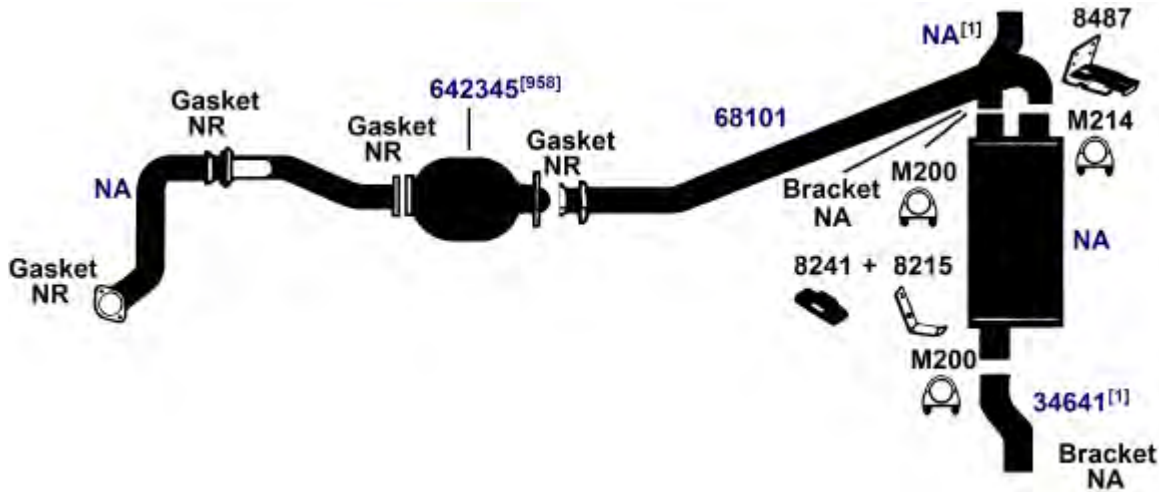
BUICK SKYLARK

(739) 1980 6 Cyl. Skylark, 173 Engine (1st Design-Bracket 20" from inlet end of exhaust pipe)



DIRECT FIT MSL/MAXIMUM Muffler... 700063, UNIVERSAL FIT MSL/MAXIMUM Muffler... 6544, 709010, Silentone DIY Muffler... 5535

(736) 1979 8 Cyl. Skylark, 305, 350L Engine (Dual Outlet Muffler)



DIRECT FIT MSL/MAXIMUM Muffler... 6537

NA-Not Available. NR-Not Required. FL-Remove and Re-Use Old Flange. ● Golden Warehouse. O.E.-Original Equipment.
Airtube Kit [4948] may be required to complete installation. EFI-Electronic Fuel Injection.

[1] OE system was a welded assembly. It is recommended that all parts noted [1] should be replaced.

[2] May be necessary to replace all noted [2] parts.

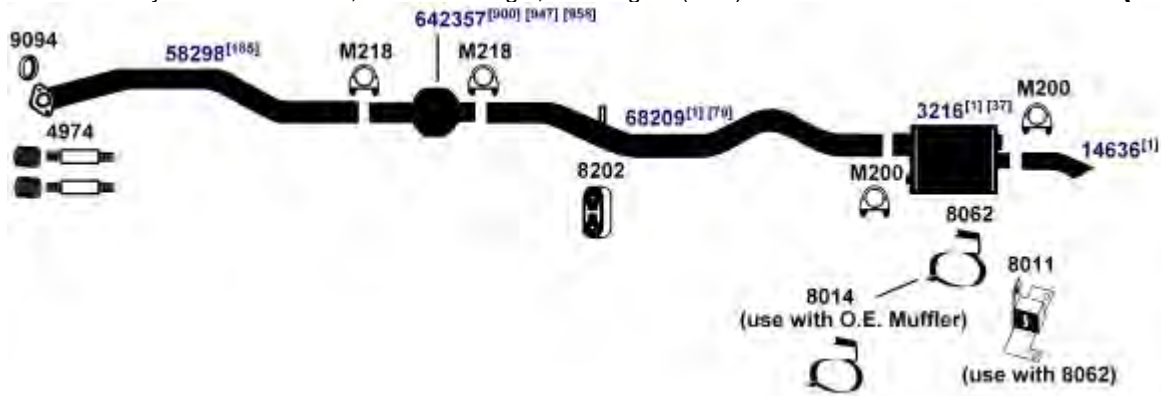
[3] Required for installation.

[958] Federal & California Emission vehicles. Not legal for sale for vehicles licensed in California.

BUICK SOMERSET REGAL

85-87 4 Cyl. Somerset, Somerset Regal; 151 Engine (2.5L)

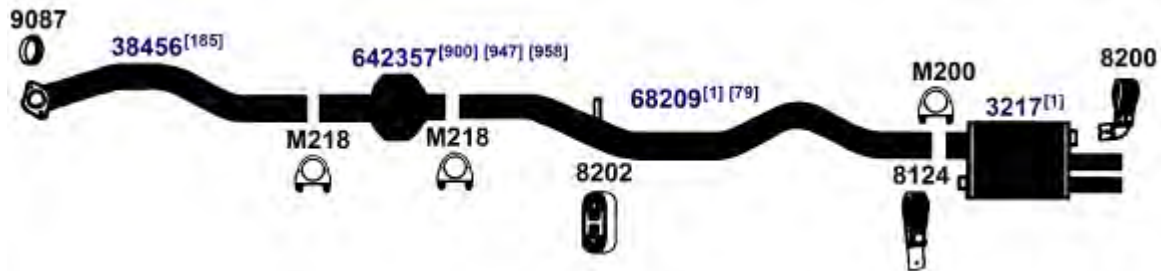
(1061)



DIRECT FIT MSL/MAXIMUM Muffler... 6560, 700060 with spout on muffler (rear exit only)., UNIVERSAL FIT MSL/MAXIMUM Muffler... 6536, Silentone DIY Muffler... 5555

85-87 6 Cyl. Somerset, Somerset Regal; 181 Engine (3.0L)

(1060)

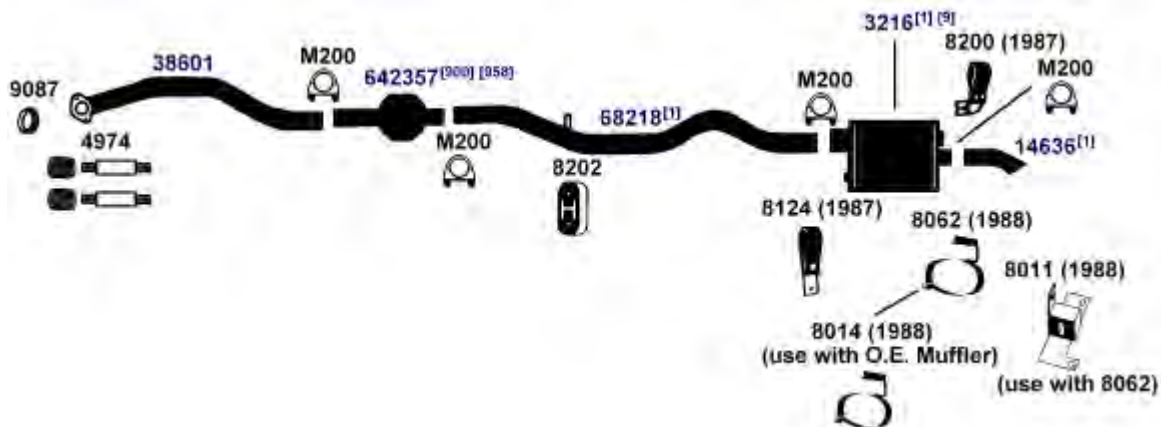


DIRECT FIT MSL/MAXIMUM Muffler... 6575, UNIVERSAL FIT MSL/MAXIMUM Muffler... 6561, 709015, Silentone DIY Muffler... 5545 two 14636 Spouts and 8062 Hanger

CADILLAC CADILLAC CIMARRON

87-88 6 Cyl. Cimarron, 173 Engine (2.8W)

(1155)



DIRECT FIT MSL/MAXIMUM Muffler... 6560, 700060 with spout on muffler (rear exit only)., UNIVERSAL FIT MSL/MAXIMUM Muffler... 6536, Silentone DIY Muffler... 5555

NA-Not Available. NR-Not Required. FL-Remove and Re-Use Old Flange. ● Golden Warehouse. O.E.-Original Equipment.
Airtube Kit [4948] may be required to complete installation. EFI-Electronic Fuel Injection.

- [1] OE system was a welded assembly. It is recommended that all parts noted [1] should be replaced.
- [9] Brackets on heads of muffler are not used on 88-90 applications.
- [37] Brackets on heads of muffler are not used on this application.
- [79] The O.E. extension pipe must be cut off 1 3/4" behind the pipe to converter

weld.
[185] The O.E. front exhaust pipe must be cut off 1 3/4" in front of the pipe to converter weld.

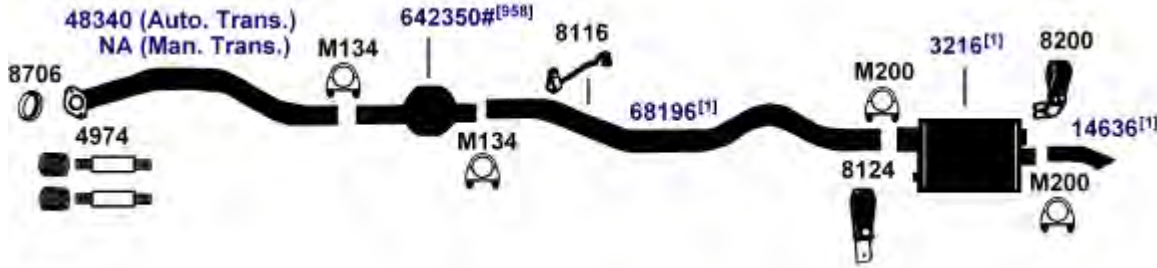
[900] Direct fit converter may require resizing, cutting or bushing.

[947] Two #8 bushings may be required (1 at inlet end and 1 at outlet).

[958] Federal & California Emission vehicles. Not legal for sale for vehicles licensed in California.

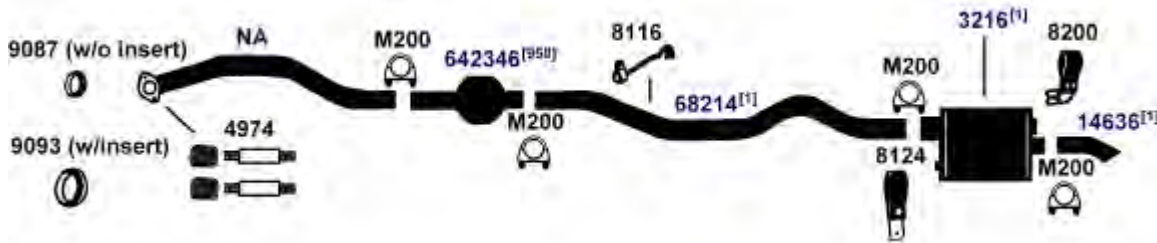
CADILLAC CIMARRON

(1154) 85-86 4 Cyl. Cimarron 4-Door Sedan, 2.0-P Engine (Vin Code P)



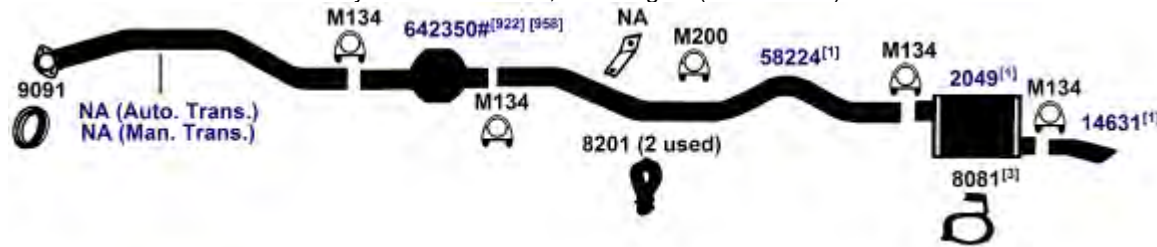
DIRECT FIT MSL/MAXIMUM Muffler... 6560, 700060 with spout on muffler (rear exit only)., UNIVERSAL FIT MSL/MAXIMUM Muffler... 6536, Silentone DIY Muffler... 5555

(1153) 85-86 6 Cyl. Cimarron, 2.8L Engine (Vin Code W)



DIRECT FIT MSL/MAXIMUM Muffler... 6560, 700060 with spout on muffler (rear exit only)., UNIVERSAL FIT MSL/MAXIMUM Muffler... 6536, Silentone DIY Muffler... 5555

(1152) 1984 4 Cyl. Cimarron, 2.0L Engine, 1st Design only (VIN Code P)
1983 4 Cyl. Cimarron, 2.0L Engine (VIN Code P)



DIRECT FIT MSL/MAXIMUM Muffler... 700047, UNIVERSAL FIT MSL/MAXIMUM Muffler... 6544, 709011, Silentone DIY Muffler... 5535

NA-Not Available. NR-Not Required. FL-Remove and Re-Use Old Flange. ● Golden Warehouse. O.E.-Original Equipment.
Airtube Kit [4948] may be required to complete installation. EFI-Electronic Fuel Injection.

[1] OE system was a welded assembly. It is recommended that all parts noted [1] should be replaced.

[3] Required for installation.

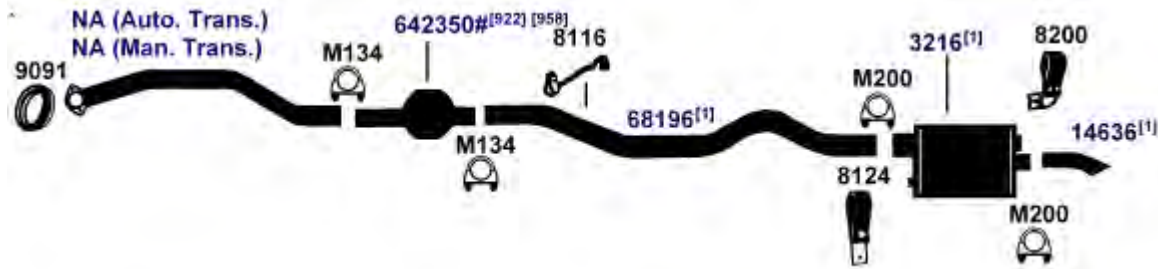
[218] From O.E. resonator inlet weld, measure along pipe 3-3/4" to cut-off.

[922] Trim Outlet pipe to fit length required

[958] Federal & California Emission vehicles. Not legal for sale for vehicles licensed in California.

CADILLAC CIMARRON

1984 4 Cyl. Cimarron, 4-Door Sedan, 2.0-P Engine (Vin Code P), 2nd Design Only (with Brackets on Muffler Heads) **(1154E)**



DIRECT FIT MSL/MAXIMUM Muffler... 6560, 700060 with spout on muffler (rear exit only.), UNIVERSAL FIT MSL/MAXIMUM Muffler... 6536, Silentone DIY Muffler... 5555

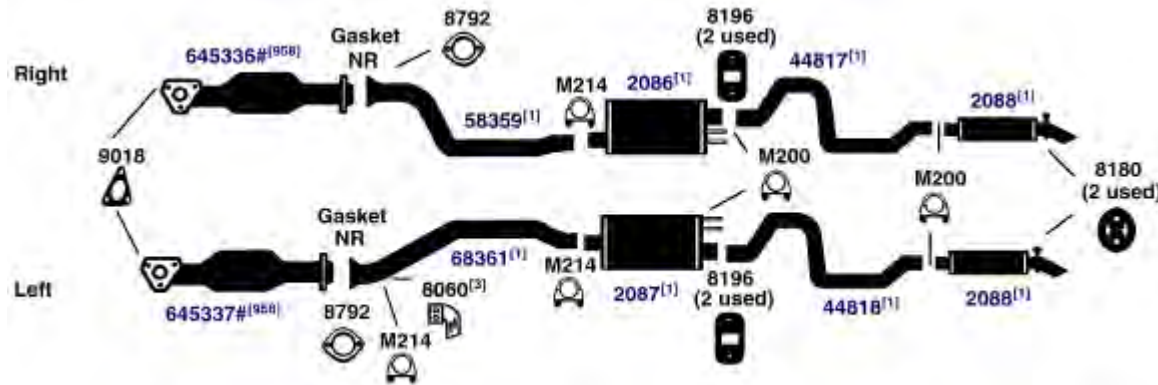
1982 4 Cyl. Cimarron, 1.8 Engine **(1151)**



DIRECT FIT MSL/MAXIMUM Muffler... 700047, UNIVERSAL FIT MSL/MAXIMUM Muffler... 6544, 709011, Silentone DIY Muffler... 5535

CADILLAC DEVILLE, FLEETWOOD (INCL. COMMERCIAL)

1994 8 Cyl. Fleetwood Brougham (Rear Wheel Drive), 5.7L Engine, Dual Exhaust **(1114)**



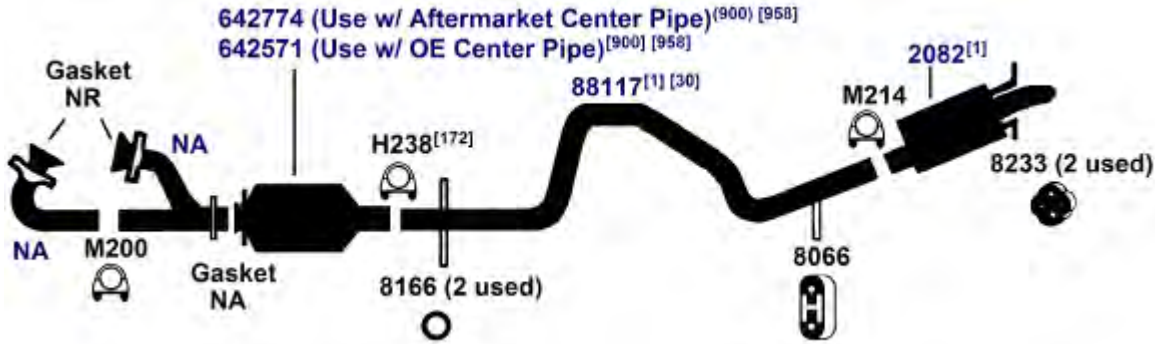
DIRECT FIT MSL/MAXIMUM Muffler... Front Muffler (2087)-, Left 700172, Front Muffler (2086)-, Right 700171, Rear Muffler (2088)-, Left 700317, Rear Muffler (2088)-, Right 700317, UNIVERSAL FIT MSL/MAXIMUM Muffler... Front Muffler (2087)-, Left 6538, 6543, 6553, 6556, 709012, Front Muffler (2086)-, Right 6538, 6543, 6553, 6556, 709012

NA-Not Available. NR-Not Required. FL-Remove and Re-Use Old Flange. ● Golden Warehouse. O.E.-Original Equipment.
Airtube Kit [4948] may be required to complete installation. EFI-Electronic Fuel Injection.

- [1] OE system was a welded assembly. It is recommended that all parts noted [1] should be replaced.
- [2] From O.E. resonator inlet weld, measure along pipe 3-3/4" to cut-off.
- [3] Required for installation.
- [922] Trim Outlet pipe to fit length required
- [958] Federal & California Emission vehicles. Not legal for sale for vehicles licensed in California.

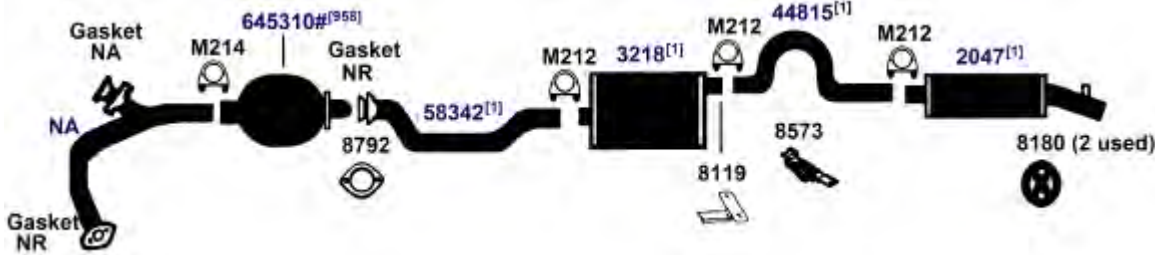
CADILLAC DEVILLE, FLEETWOOD (INCL. COMMERCIAL)

(1115) 1994 8 Cyl. DeVille, 4.9B Engine



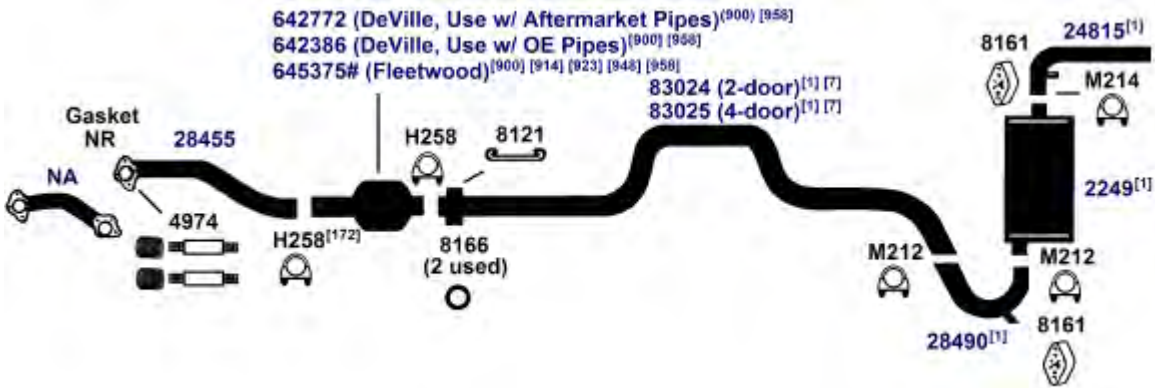
DIRECT FIT MSL/MAXIMUM Muffler... 700228, UNIVERSAL FIT MSL/MAXIMUM Muffler... 709992

(1113) 1993 8 Cyl. Fleetwood Brougham (Rear Wheel Drive), 350 Engine (5.7L)



DIRECT FIT MSL/MAXIMUM Muffler... Front Muffler- 700087, UNIVERSAL FIT MSL/MAXIMUM Muffler... Front Muffler- 6543, Silentone DIY Muffler... Front Muffler- 5508 and 8913 Adapter and M212 Clamp

(1116) 92-93 8 Cyl. DeVille, 300 Engine (4.9L)
1992 8 Cyl. Fleetwood, 300 Engine (4.9L)



DIRECT FIT MSL/MAXIMUM Muffler... 700375

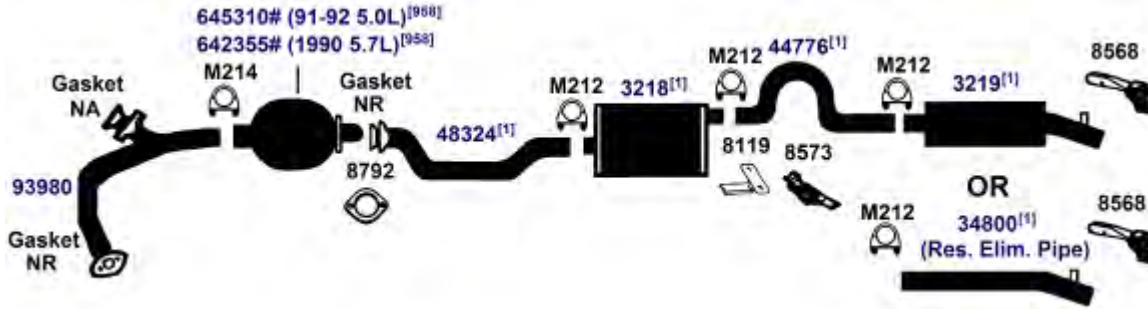
NA-Not Available. NR-Not Required. FL-Remove and Re-Use Old Flange. ● Golden Warehouse. O.E.-Original Equipment.
Airtube Kit [4948] may be required to complete installation. EFI-Electronic Fuel Injection.

- [1] OE system was a welded assembly. It is recommended that all parts noted [1] should be replaced.
- [7] The O.E. extension pipe must be cut off 1 3/8" behind the pipe to converter weld.
- [30] The O.E. extension pipe must be cut off 1 1/2" behind the pipe to converter weld.
- [172] Special O.E. style clamp designed for this application.

- [900] Direct fit converter may require resizing, cutting or bushing.
- [914] Direct fit converter includes front (Exhaust) pipe, (1) piece assembly.
- [948] Large body for sound control.
- [958] Federal & California Emission vehicles. Not legal for sale for vehicles licensed in California.

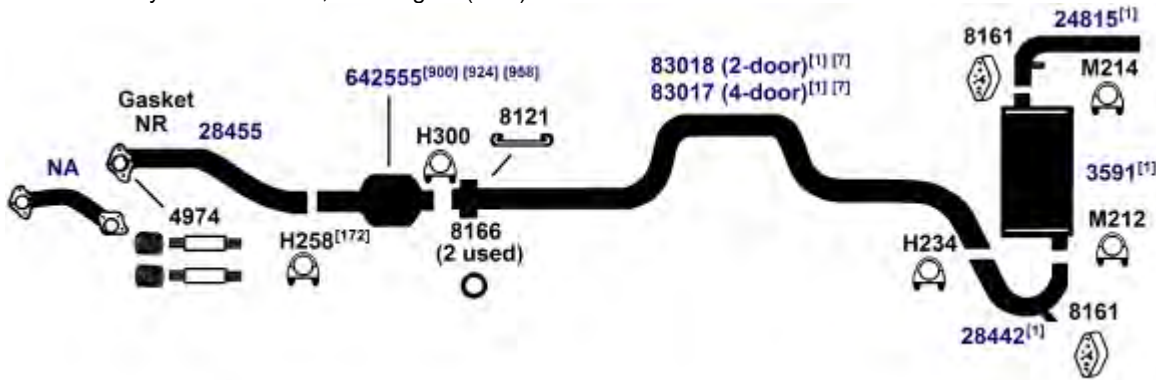
CADILLAC DEVILLE, FLEETWOOD (INCL. COMMERCIAL)

91-92	8 Cyl.	Brougham (Rear Wheel Drive), 305 Engine (5.0L)	(1111)
90-92	8 Cyl.	Brougham (Rear Wheel Drive), 350 Engine (5.7L)	



DIRECT FIT MSL/MAXIMUM Muffler... Front Muffler- 700087, Rear Muffler- 700088, UNIVERSAL FIT MSL/MAXIMUM Muffler... Front Muffler- 6543, Rear Muffler- 6526, Silentone DIY Muffler... Front Muffler- 5508 and 8913 Adapter and M212 Clamp

1991	8 Cyl.	Fleetwood, 300 Engine (4.9L)	(1112)
1991	8 Cyl.	DeVille, 300 Engine (4.9L)	



DIRECT FIT MSL/MAXIMUM Muffler... 700290, Silentone DIY Muffler... 5504

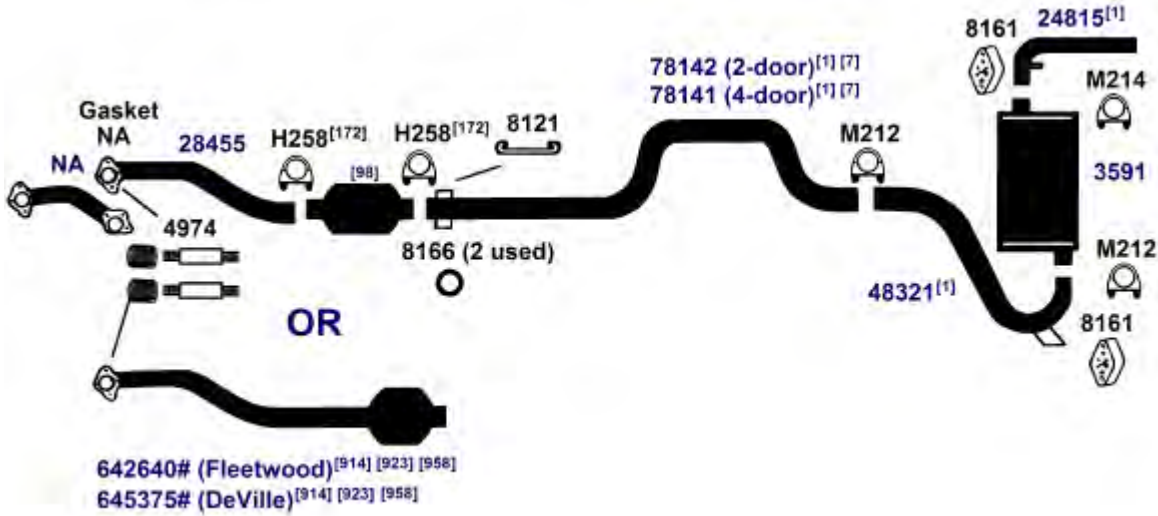
NA-Not Available. NR-Not Required. FL-Remove and Re-Use Old Flange. ● Golden Warehouse. O.E.-Original Equipment.
Airtube Kit [4948] may be required to complete installation. EFI-Electronic Fuel Injection.

- [1] OE system was a welded assembly. It is recommended that all parts noted [1] should be replaced.
- [7] The O.E. extension pipe must be cut off 1 3/8" behind the pipe to converter weld.
- [172] Special O.E. style clamp designed for this application.

- [900] Direct fit converter may require resizing, cutting or bushing.
- [924] #3 bushing may be required on inlet w/ aftermarket pipe.
- [958] Federal & California Emission vehicles. Not legal for sale for vehicles licensed in California.

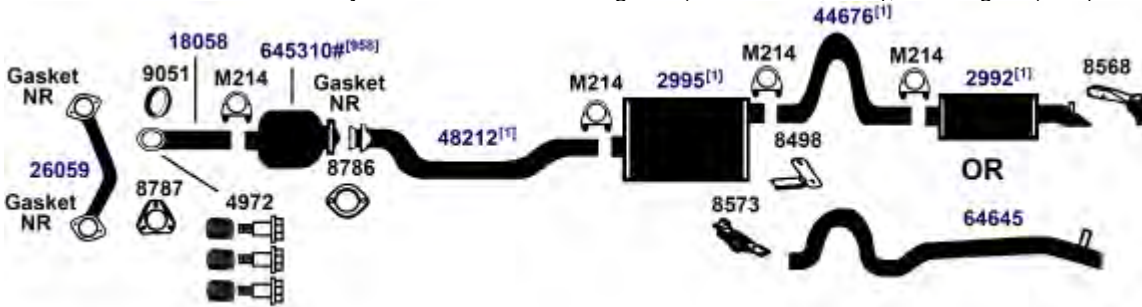
CADILLAC DEVILLE, FLEETWOOD (INCL. COMMERCIAL)

(1110) 89-90 8 Cyl. DeVille, Fleetwood; 273 Engine (4.5L)



DIRECT FIT MSL/MAXIMUM Muffler... 700290, Silentone DIY Muffler... 5504

(1107) 87-90 8 Cyl. Brougham (Rear Wheel Drive), 307 Engine (5.0L)
1986 8 Cyl. Fleetwood Brougham (Rear Wheel Drive), 307 Engine (5.0L)



DIRECT FIT MSL/MAXIMUM Muffler... Front Muffler- 700056, Rear Muffler- 700055, UNIVERSAL FIT MSL/MAXIMUM Muffler... Front Muffler- 6543, 709012, Rear Muffler- 6526, Silentone DIY Muffler... Front Muffler- 5528, Rear Muffler- 5559 and 14677 Spout

NA-Not Available. NR-Not Required. FL-Remove and Re-Use Old Flange. ● Golden Warehouse. O.E.-Original Equipment.
Airtube Kit [4948] may be required to complete installation. EFI-Electronic Fuel Injection.

[1] OE system was a welded assembly. It is recommended that all parts noted [1] should be replaced.

[7] The O.E. extension pipe must be cut off 1 3/8" behind the pipe to converter weld.

[98] Refer to current Catalytic Converter catalog or Website catalog for availability.

[172] Special O.E. style clamp designed for this application.

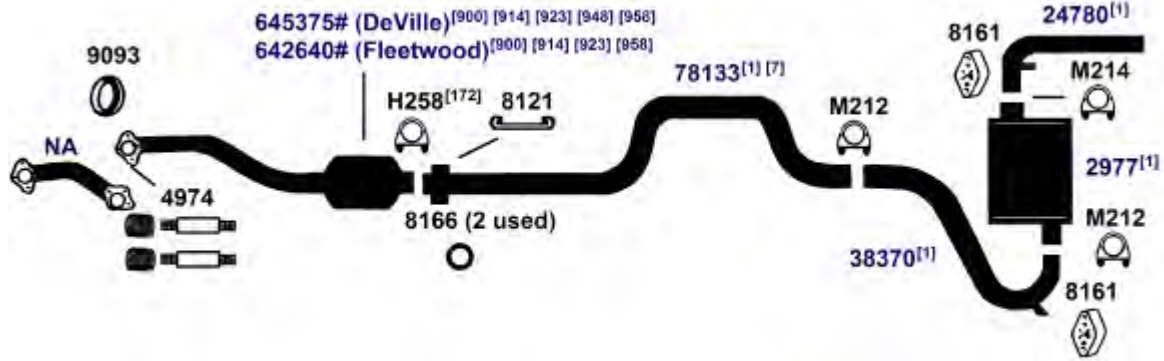
[914] Direct fit converter includes front (Exhaust) pipe, (1) piece assembly.

[923] #3 bushing may be required

[958] Federal & California Emission vehicles. Not legal for sale for vehicles licensed in California.

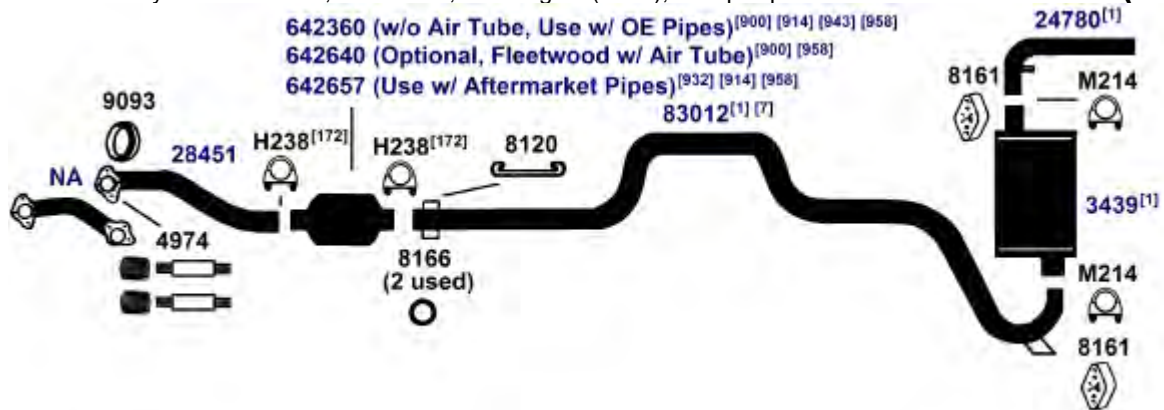
CADILLAC DEVILLE, FLEETWOOD (INCL. COMMERCIAL)

1988 8 Cyl. DeVille, Fleetwood; 273 Engine (4.5L) (1109)



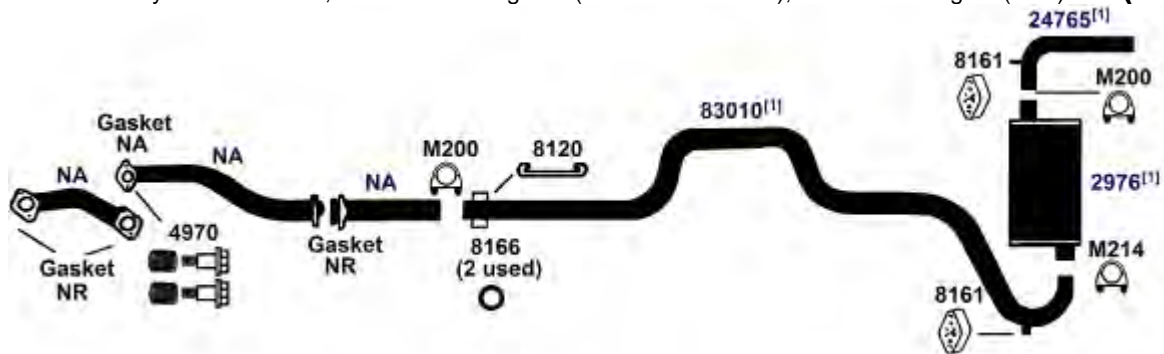
DIRECT FIT MSL/MAXIMUM Muffler... 700358, UNIVERSAL FIT MSL/MAXIMUM Muffler... 6543, Silentone DIY Muffler... 5508

86-87 8 Cyl. DeVille, Fleetwood; 250 Engine (4.1-8); except Sport Exhaust (1108)



DIRECT FIT MSL/MAXIMUM Muffler... 6578, UNIVERSAL FIT MSL/MAXIMUM Muffler... 709012, Silentone DIY Muffler... 5528

1985 6 Cyl. DeVille, Fleetwood Brougham (Front Wheel Drive); 260 Diesel Engine (4.3L) (1104)



DIRECT FIT MSL/MAXIMUM Muffler... 6543, UNIVERSAL FIT MSL/MAXIMUM Muffler... 709012, Silentone DIY Muffler... 5528

NA-Not Available. NR-Not Required. FL-Remove and Re-Use Old Flange. ● Golden Warehouse. O.E.-Original Equipment.
Airtube Kit [4948] may be required to complete installation. EFI-Electronic Fuel Injection.

[1] OE system was a welded assembly. It is recommended that all parts noted [1] should be replaced.

[7] The O.E. extension pipe must be cut off 1 3/8" behind the pipe to convert weld.

[172] Special O.E. style clamp designed for this application.

[900] Direct fit converter may require resizing, cutting or bushing.

[914] Direct fit converter includes front (Exhaust) pipe, (1) piece assembly.

[915] Does not include complete front pipe.

[923] #3 bushing may be required

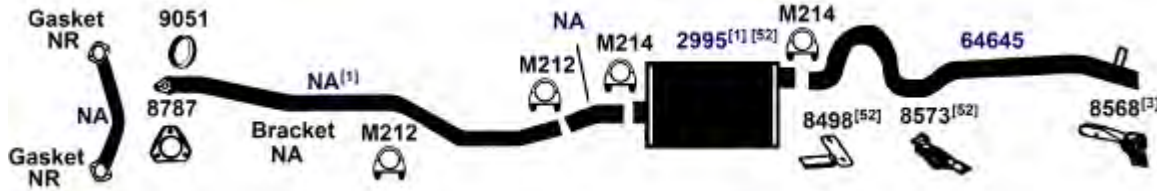
[932] For use with 2 3/8" I.D. intermediate pipe.

[943] #6 bushing may be required w/aftermarket pipe.

[958] Federal & California Emission vehicles. Not legal for sale for vehicles licensed in California.

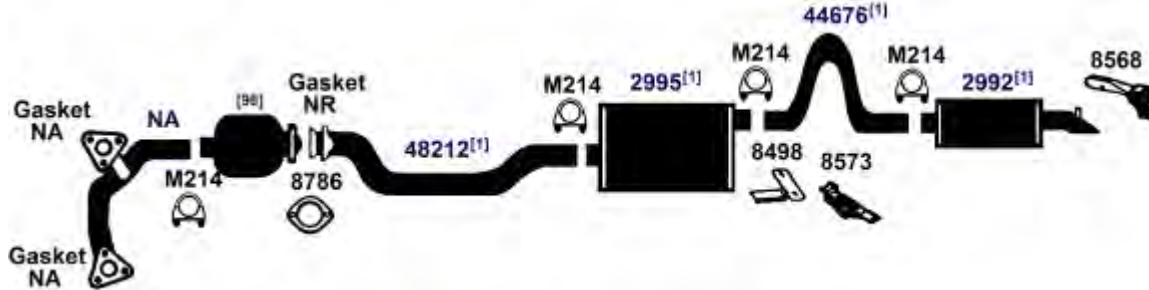
CADILLAC DEVILLE, FLEETWOOD (INCL. COMMERCIAL)

(1101) 1985 8 Cyl. Fleetwood Brougham (Rear Wheel Drive), 350N Diesel Engine (5.7L)



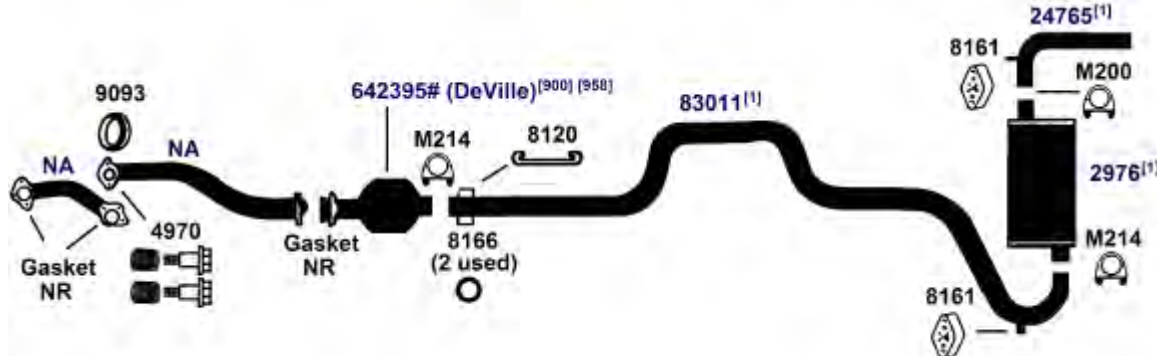
DIRECT FIT MSL/MAXIMUM Muffler... 700056, UNIVERSAL FIT MSL/MAXIMUM Muffler... 6543, 709012, Silentone DIY Muffler... 5528

(1106) 1985 8 Cyl. Fleetwood Brougham (Rear Wheel Drive), 250 Engine (4.1-8)



DIRECT FIT MSL/MAXIMUM Muffler... Front Muffler- 700056, Rear Muffler- 700055, UNIVERSAL FIT MSL/MAXIMUM Muffler... Front Muffler- 6543, 709012, Rear Muffler- 6526, Silentone DIY Muffler... Front Muffler- 5528, Rear Muffler- 5559 and 14677 Sopot

(1105) 1985 8 Cyl. DeVille, Fleetwood; Brougham (Front Wheel Drive); 250 Engine (4.1-8)



DIRECT FIT MSL/MAXIMUM Muffler... 6543, UNIVERSAL FIT MSL/MAXIMUM Muffler... 709012, Silentone DIY Muffler... 5528

NA-Not Available. NR-Not Required. FL-Remove and Re-Use Old Flange. ● Golden Warehouse. O.E.-Original Equipment.
Airtube Kit [4948] may be required to complete installation. EFI-Electronic Fuel Injection.

[1] OE system was a welded assembly. It is recommended that all parts noted [1] should be replaced.

[3] Required for installation.

[52] O.E. muffler has welded bracket. All noted parts required for installation.

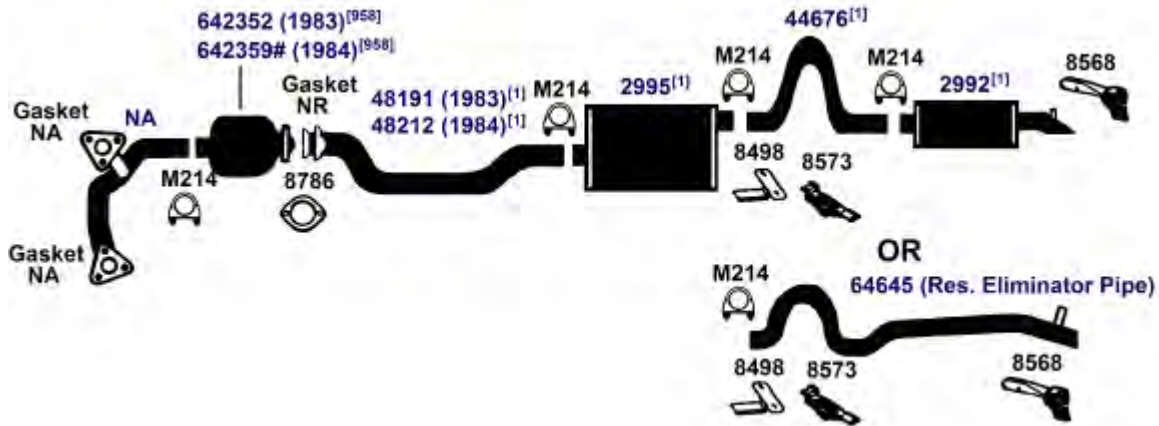
[98] Refer to current Catalytic Converter catalog or Website catalog for availability.

[900] Direct fit converter may require resizing, cutting or bushing.

[958] Federal & California Emission vehicles. Not legal for sale for vehicles licensed in California.

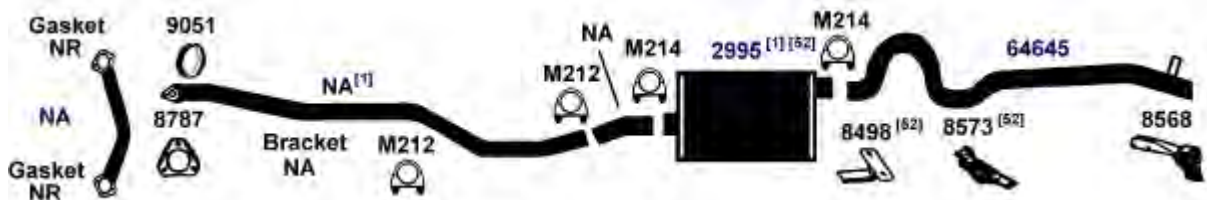
CADILLAC DEVILLE, FLEETWOOD (INCL. COMMERCIAL)

83-84 8 Cyl. Fleetwood, DeVille; 250 Engine (4.1-8) **(1106E)**



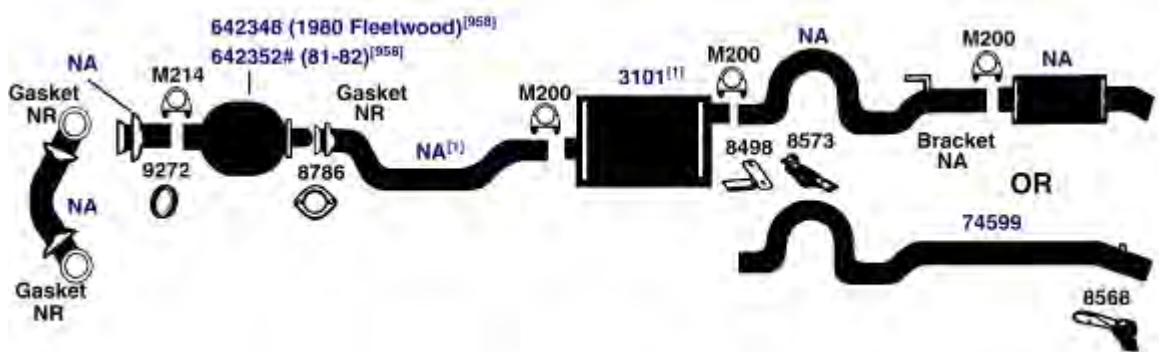
DIRECT FIT MSL/MAXIMUM Muffler... Front Muffler- 700056, Rear Muffler- 700055, UNIVERSAL FIT MSL/MAXIMUM Muffler... Front Muffler- 6543, 709012, Rear Muffler- 6526, Silentone DIY Muffler... Front Muffler- 5528, Rear Muffler- 5559 and 14677 Soput

83-84 8 Cyl. DeVille, Fleetwood Brougham; 5.7L, 350N Diesel Engine **(1101E)**



DIRECT FIT MSL/MAXIMUM Muffler... 700056, UNIVERSAL FIT MSL/MAXIMUM Muffler... 6543, 709012, Silentone DIY Muffler... 5528

80-83 6 Cyl. Fleetwood, DeVille; 250 Engine (4.1-4) **(1099)**



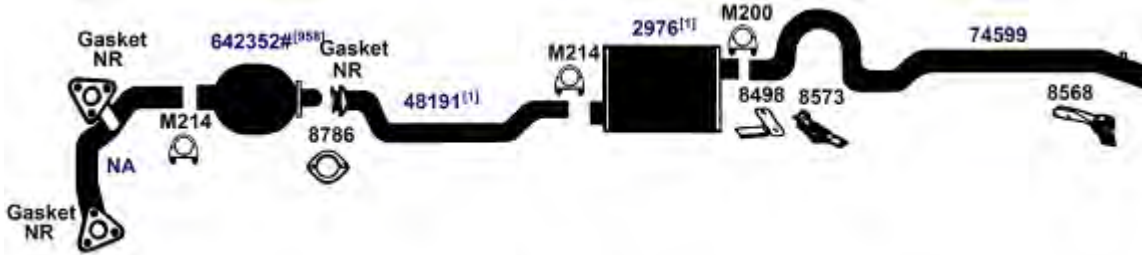
DIRECT FIT MSL/MAXIMUM Muffler... Front Muffler- 6538, UNIVERSAL FIT MSL/MAXIMUM Muffler... Front Muffler- 709011, Silentone DIY Muffler... Front Muffler- 5528

NA-Not Available. NR-Not Required. FL-Remove and Re-Use Old Flange. ● Golden Warehouse. O.E.-Original Equipment.
Airtube Kit [4948] may be required to complete installation. EFI-Electronic Fuel Injection.

- [1] OE system was a welded assembly. It is recommended that all parts noted [1] should be replaced. [958] Federal & California Emission vehicles. Not legal for sale for vehicles licensed in California.
- [52] O.E. muffler has welded bracket. All noted parts required for installation.

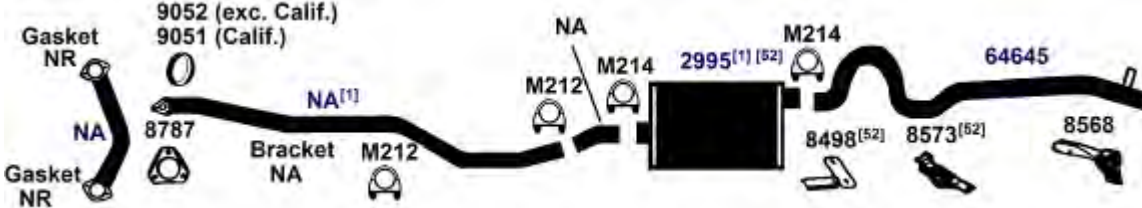
CADILLAC DEVILLE, FLEETWOOD (INCL. COMMERCIAL)

(1100) 1982 8 Cyl. Fleetwood, DeVille; 250 Engine (4.1-8)



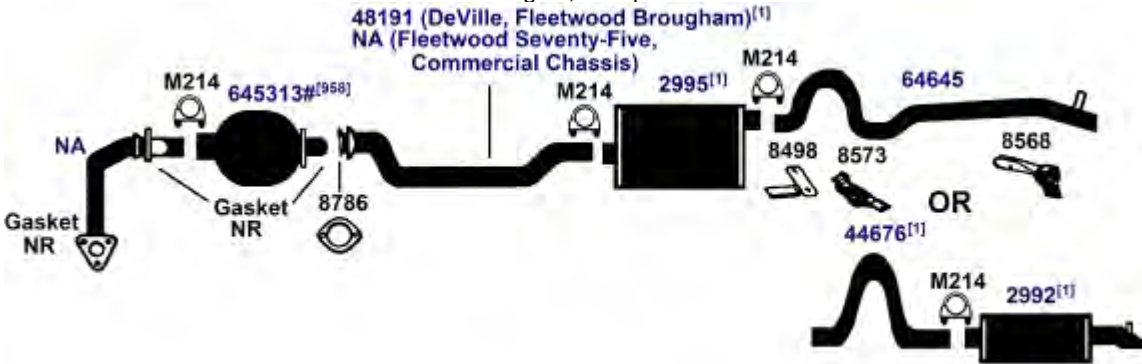
DIRECT FIT MSL/MAXIMUM Muffler... 6543, UNIVERSAL FIT MSL/MAXIMUM Muffler... 709012, Silentone DIY Muffler... 5528

(1098) 81-82 8 Cyl. Fleetwood, DeVille; 5.7L, 350N Diesel Engine



DIRECT FIT MSL/MAXIMUM Muffler... 700056, UNIVERSAL FIT MSL/MAXIMUM Muffler... 6543, 709012, Silentone DIY Muffler... 5528

(1097) 80-82 8 Cyl. DeVille, Fleetwood Brougham, Fleetwood Seventy-Five, Commercial Chassis; 368 Engine, except Diesel



DIRECT FIT MSL/MAXIMUM Muffler... Front Muffler- 700056, Rear Muffler- 700055, UNIVERSAL FIT MSL/MAXIMUM Muffler... Front Muffler- 6543, 709012, Rear Muffler- 6526, Silentone DIY Muffler... Front Muffler- 5528, Rear Muffler- 5559 and 14677 Spout

NA-Not Available. NR-Not Required. FL-Remove and Re-Use Old Flange. ● Golden Warehouse. O.E.-Original Equipment.
Airtube Kit [4948] may be required to complete installation. EFI-Electronic Fuel Injection.

[1] OE system was a welded assembly. It is recommended that all parts noted [1] should be replaced. [958] Federal & California Emission vehicles. Not legal for sale for vehicles licensed in California.

[52] O.E. muffler has welded bracket. All noted parts required for installation.

CADILLAC DEVILLE, FLEETWOOD (INCL. COMMERCIAL)

79-80 8 Cyl. Fleetwood, DeVille; 350N Diesel Engine

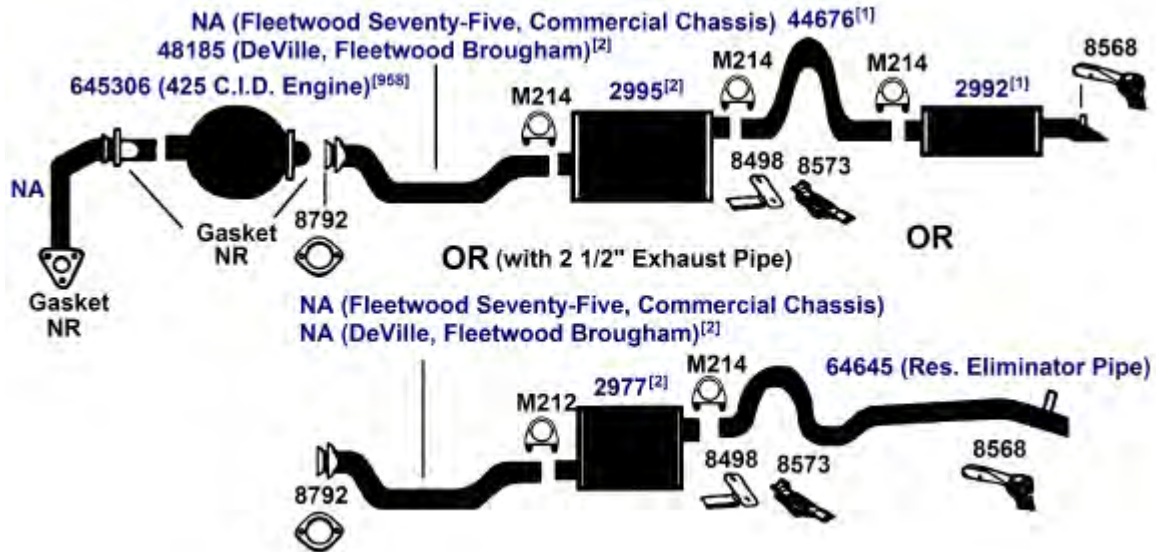
(1096)



DIRECT FIT MSL/MAXIMUM Muffler... 6543, UNIVERSAL FIT MSL/MAXIMUM Muffler... 709012, Silentone DIY Muffler... 5528

1979 8 Cyl. DeVille, Fleetwood Brougham, Fleetwood Seventy-Five, Commercial Chassis; except Diesel

(1094)



DIRECT FIT MSL/MAXIMUM Muffler... Front Muffler (w/2 1/4" Exhaust Pipe)- 700056, Rear Muffler- 700055, Front Muffler (w/2 1/2" Exhaust Pipe)- 700358, UNIVERSAL FIT MSL/MAXIMUM Muffler... Front Muffler (w/2 1/4" Exhaust Pipe)- 6543, 709012, Rear Muffler- 6526, Front Muffler (w/2 1/2" Exhaust Pipe)- 6543, Silentone DIY Muffler... Front Muffler (w/2 1/4" Exhaust Pipe)- 5528, Rear Muffler- 5559 and 14677 Spout, Front Muffler (w/2 1/2" Exhaust Pipe)- 5508

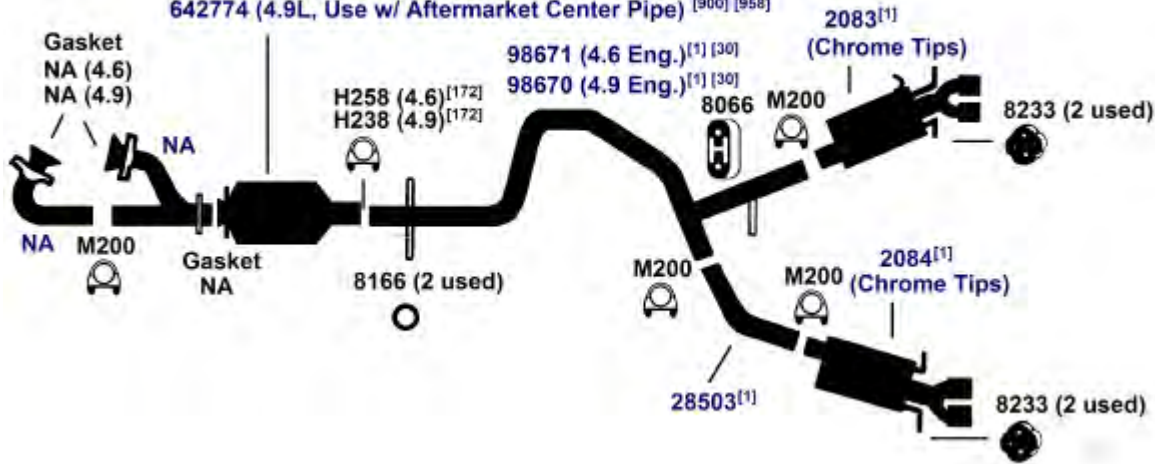
NA-Not Available. NR-Not Required. FL-Remove and Re-Use Old Flange. ● Golden Warehouse. O.E.-Original Equipment.
Airtube Kit [4948] may be required to complete installation. EFI-Electronic Fuel Injection.

- [1] OE system was a welded assembly. It is recommended that all parts noted [1] should be replaced. [958] Federal & California Emission vehicles. Not legal for sale for vehicles licensed in California.
- [2] May be necessary to replace all noted [2] parts.

CADILLAC ELDORADO

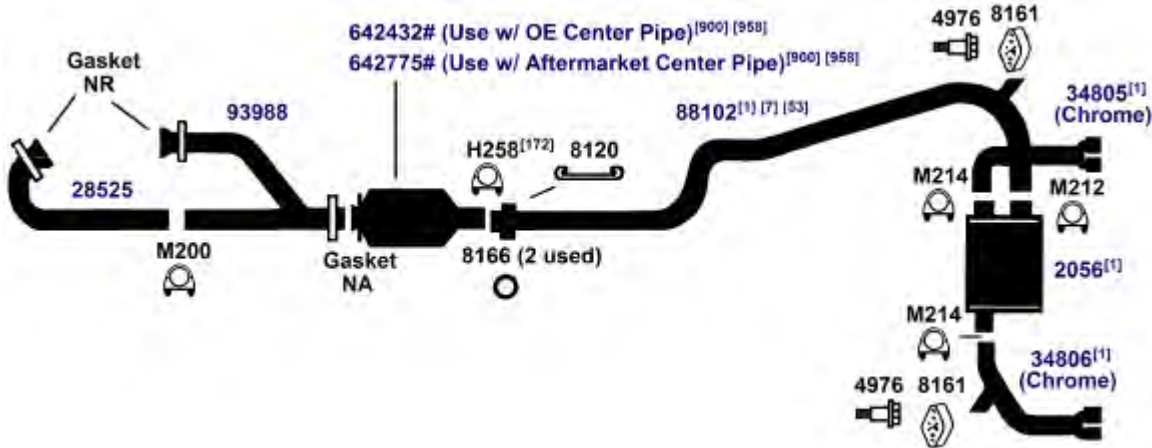
(1219) 1994 8 Cyl. Eldorado; 4.6-9, 4.6Y Engine; Dual Exhaust
 1993 8 Cyl. Eldorado; 4.6-9, 4.9B Engine; Dual Exhaust

642432# (4.6L, Use w/ OE Center Pipe)^{[900] [958]}
 642775# (4.6L, Use w/ Aftermarket Center Pipe)^{[900] [958]}
 642571 (4.9L, Use w/ OE Center Pipe) ^{[900] [958]}
 642774 (4.9L, Use w/ Aftermarket Center Pipe) ^{[900] [958]}



DIRECT FIT MSL/MAXIMUM Muffler... Left Muffler- 700230, Right Muffler- 700229

(1218) 1992 8 Cyl. Eldorado; 300 Engine (4.9L), Dual Exhaust



DIRECT FIT MSL/MAXIMUM Muffler... 700221

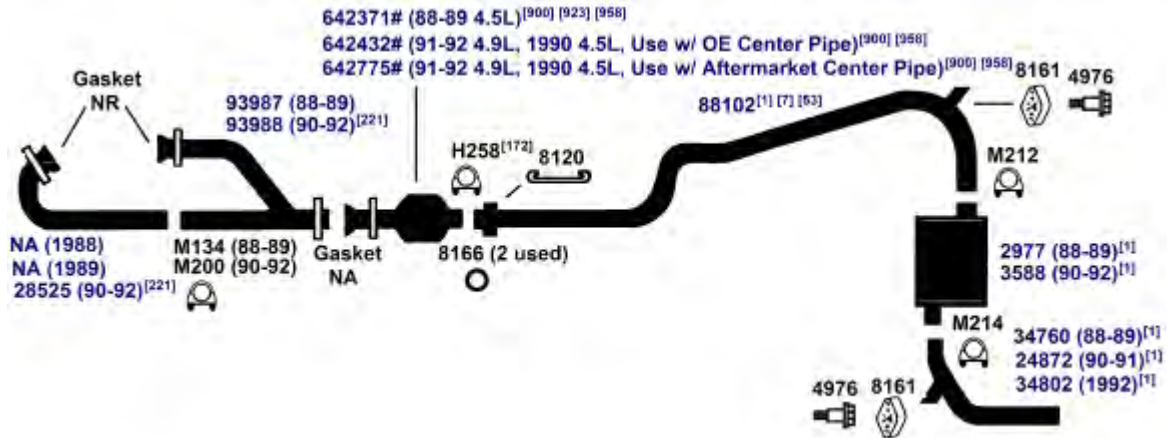
NA-Not Available. NR-Not Required. FL-Remove and Re-Use Old Flange. ● Golden Warehouse. O.E.-Original Equipment.
 # Airtube Kit [4948] may be required to complete installation. EFI-Electronic Fuel Injection.

- [1] OE system was a welded assembly. It is recommended that all parts noted [1] should be replaced.
- [7] The O.E. extension pipe must be cut off 1 3/8" behind the pipe to converter weld.
- [30] The O.E. extension pipe must be cut off 1 1/2" behind the pipe to converter weld.
- [53] To install 83026 or 88102, the RH side of the rear suspension must be lowered. The muffler heat shield should also be removed. When pipe is in place, heat shield and suspension must then be re-attached.

- [98] Refer to current Catalytic Converter catalog or Website catalog for availability.
- [172] Special O.E. style clamp designed for this application.
- [900] Direct fit converter may require resizing, cutting or bushing.
- [958] Federal & California Emission vehicles. Not legal for sale for vehicles licensed in California.

91-92 8 Cyl. Eldorado; 300 Engine (4.9L), Single Exhaust
 88-90 8 Cyl. Eldorado; 273 Engine (4.5L), Single Exhaust

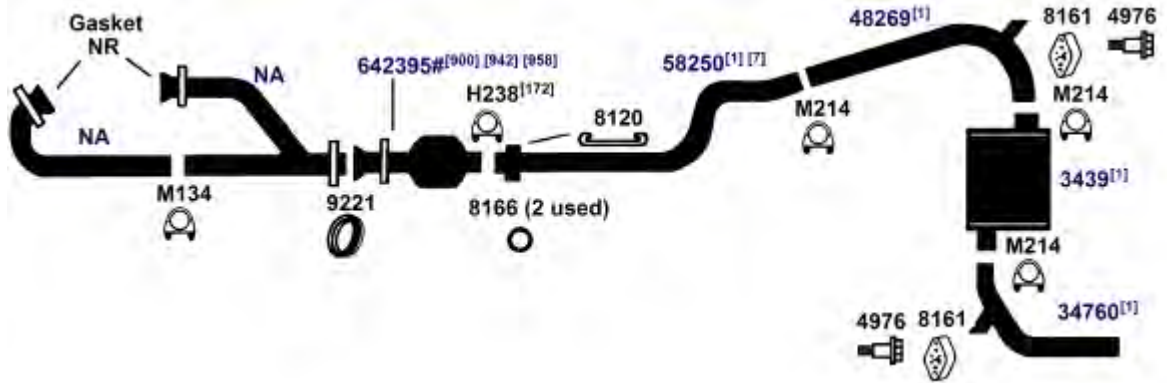
(1214)



DIRECT FIT MSL/MAXIMUM Muffler... 88-89- 700358, 90-92- 700360, UNIVERSAL FIT MSL/MAXIMUM Muffler... 88-89- 6543, Silentone DIY Muffler... 88-89- 5508

86-87 8 Cyl. Eldorado, 250 Engine (4.1-8)

(1213)



DIRECT FIT MSL/MAXIMUM Muffler... 6578, UNIVERSAL FIT MSL/MAXIMUM Muffler... 709012, Silentone DIY Muffler... 5528

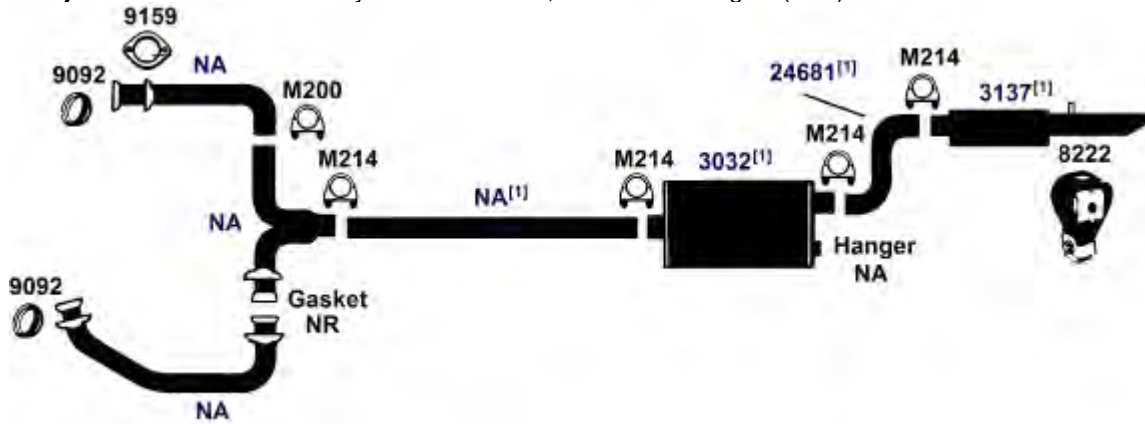
NA-Not Available. NR-Not Required. FL-Remove and Re-Use Old Flange. ● Golden Warehouse. O.E.-Original Equipment.
 # Airtube Kit [4948] may be required to complete installation. EFI-Electronic Fuel Injection.

- [1] OE system was a welded assembly. It is recommended that all parts noted [1] should be replaced.
- [7] The O.E. extension pipe must be cut off 1 3/8" behind the pipe to converter weld.
- [53] To Install 83026 or 88102, the RH side of the rear suspension must be lowered. The muffler heat shield should also be removed. When pipe is in place, heat shield and suspension must then be re-attached.
- [172] Special O.E. style clamp designed for this application.
- [221] 1990 Models Require Both Pipes Be Replaced Together

- [900] Direct fit converter may require resizing, cutting or bushing.
- [958] Federal & California Emission vehicles. Not legal for sale for vehicles licensed in California.

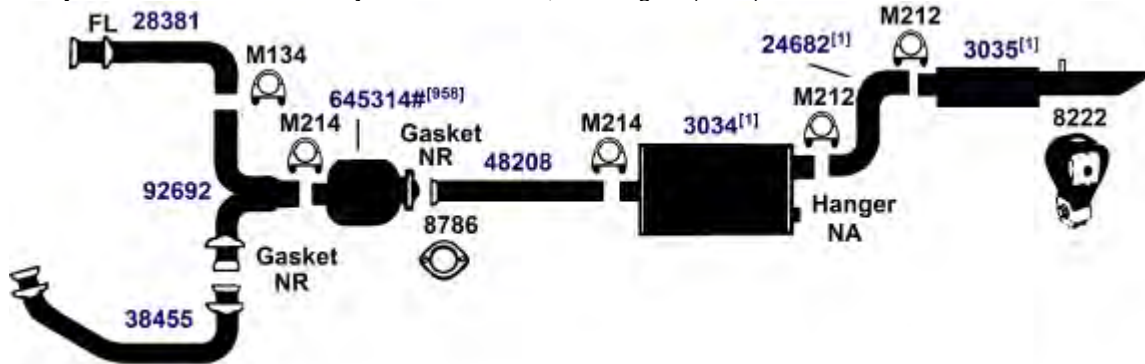
CADILLAC ELDORADO

(1211) 1985 8 Cyl. Eldorado, 350N Diesel Engine (5.7L)



DIRECT FIT MSL/MAXIMUM Muffler... Front Muffler- 6541, Rear Muffler- 700066, UNIVERSAL FIT MSL/MAXIMUM Muffler... Front Muffler- 709014, 709992, Rear Muffler- 6526, Silentone DIY Muffler... Front Muffler- 5543, Rear Muffler- 5559 and 24840 Spout

(1212) 1985 8 Cyl. Eldorado, 250 Engine (4.1-8)



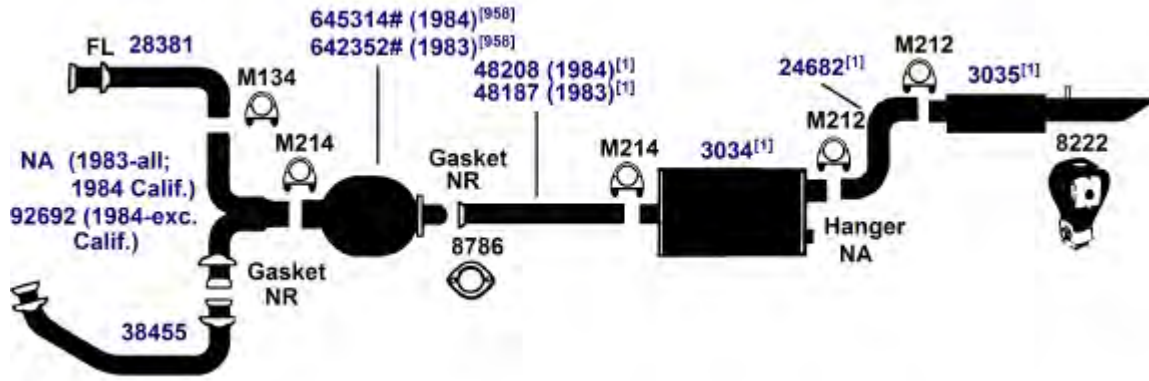
DIRECT FIT MSL/MAXIMUM Muffler... Front Muffler- 700059, Rear Muffler- 700061, UNIVERSAL FIT MSL/MAXIMUM Muffler... Front Muffler- 6541, Rear Muffler- 6526, Silentone DIY Muffler... Front Muffler- 5543

NA-Not Available. NR-Not Required. FL-Remove and Re-Use Old Flange. ● Golden Warehouse. O.E.-Original Equipment.
Airtube Kit [4948] may be required to complete installation. EFI-Electronic Fuel Injection.

[1] OE system was a welded assembly. It is recommended that all parts noted [1] should be replaced. [958] Federal & California Emission vehicles. Not legal for sale for vehicles licensed in California.

83-84 8 Cyl. Eldorado, 250 Engine (4.1-8)

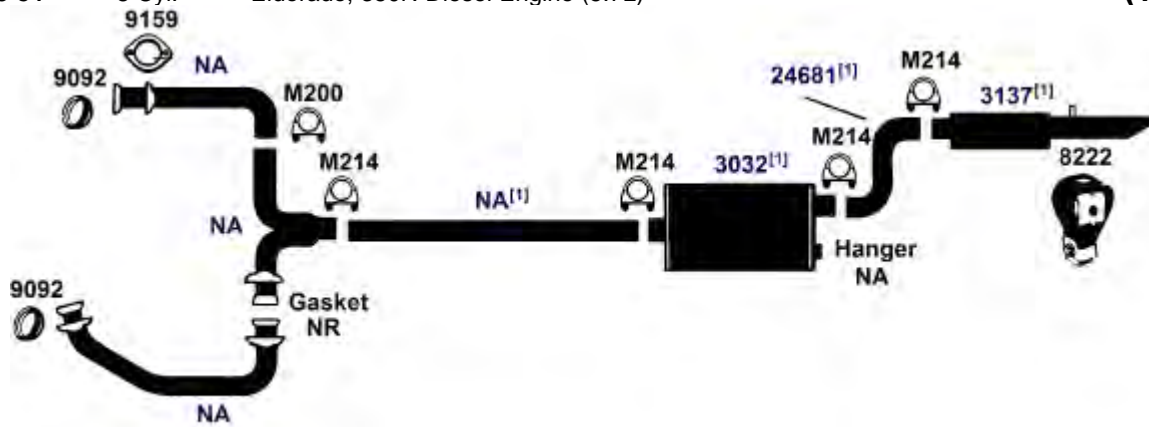
(1212E)



DIRECT FIT MSL/MAXIMUM Muffler... Front Muffler- 700059, Rear Muffler- 700061, UNIVERSAL FIT MSL/MAXIMUM Muffler... Front Muffler- 6541, Rear Muffler- 6526, Silentone DIY Muffler... Front Muffler- 5543

83-84 8 Cyl. Eldorado, 350N Diesel Engine (5.7L)

(1211E)



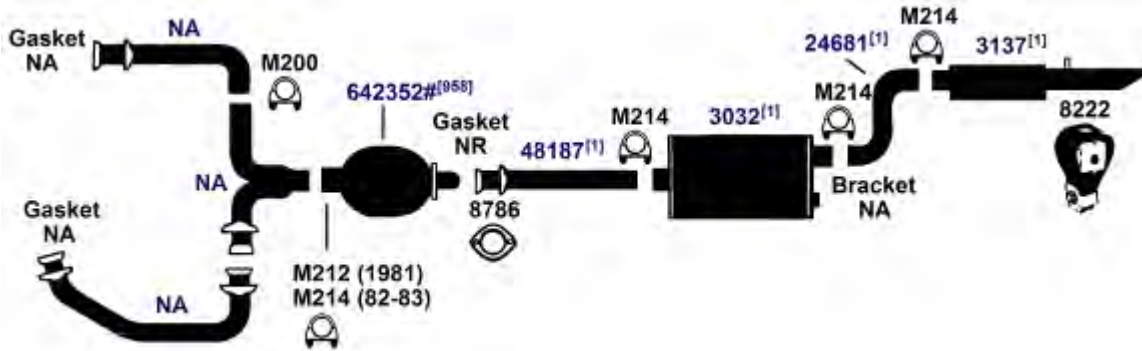
DIRECT FIT MSL/MAXIMUM Muffler... Front Muffler- 6541, Rear Muffler- 700066, UNIVERSAL FIT MSL/MAXIMUM Muffler... Front Muffler- 709014, 709992, Rear Muffler- 6526, Silentone DIY Muffler... Front Muffler- 5543, Rear Muffler- 5559 and 24840 Spout

NA-Not Available. NR-Not Required. FL-Remove and Re-Use Old Flange. ● Golden Warehouse. O.E.-Original Equipment.
Airtube Kit [4948] may be required to complete installation. EFI-Electronic Fuel Injection.

[1] OE system was a welded assembly. It is recommended that all parts noted [1] should be replaced. [958] Federal & California Emission vehicles. Not legal for sale for vehicles licensed in California.

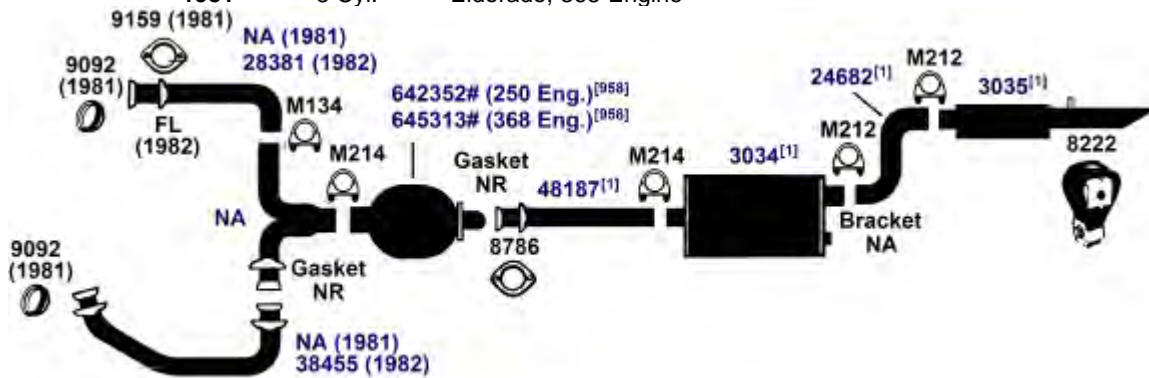
CADILLAC ELDORADO

(1210) 81-83 6 Cyl. Eldorado, 252 Engine (4.1-4)



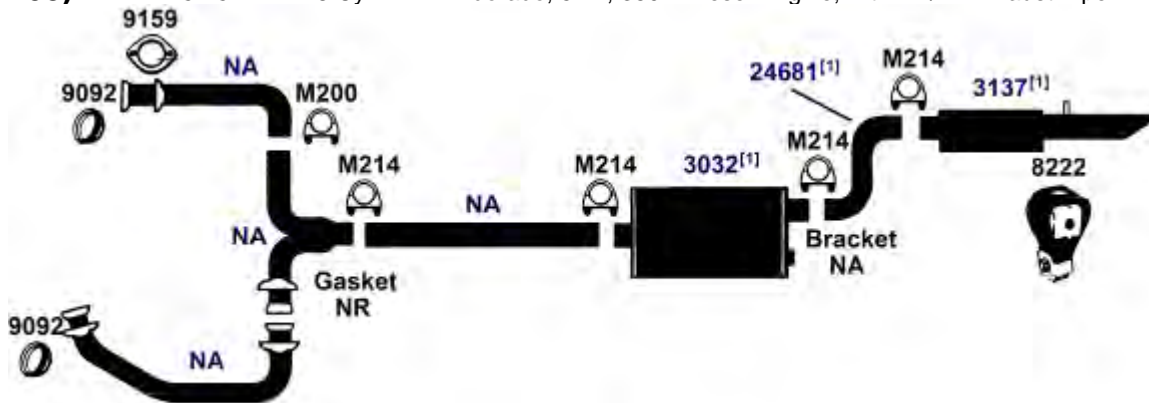
DIRECT FIT MSL/MAXIMUM Muffler... Front Muffler- 6541, Rear Muffler- 700066, UNIVERSAL FIT MSL/MAXIMUM Muffler... Front Muffler- 709014, 709992, Rear Muffler- 6526, Silentone DIY Muffler... Front Muffler- 5543, Rear Muffler- 5559 and 24840 Spout

(1209) 1982 8 Cyl. Eldorado, 250 Engine (4.1-8)
1981 8 Cyl. Eldorado, 368 Engine



DIRECT FIT MSL/MAXIMUM Muffler... Front Muffler- 6541, 700059, Rear Muffler- 700061, UNIVERSAL FIT MSL/MAXIMUM Muffler... Front Muffler- 6541, Rear Muffler- 6526, Silentone DIY Muffler... Front Muffler- 5543

(1208) 81-82 8 Cyl. Eldorado, 5.7L, 350N Diesel Engine; with 2 1/4" Exhaust Pipe

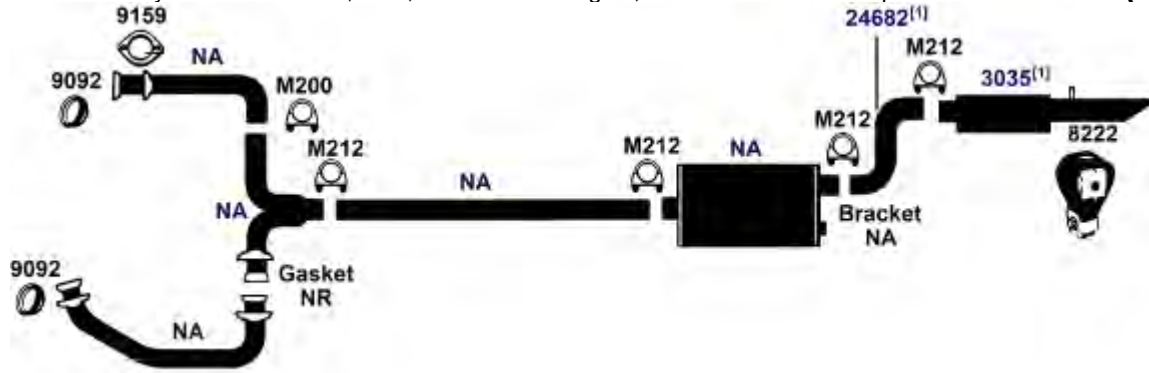


DIRECT FIT MSL/MAXIMUM Muffler... Front Muffler- 6541, Rear Muffler- 700066, UNIVERSAL FIT MSL/MAXIMUM Muffler... Front Muffler- 709014, 709992, Rear Muffler- 6526, Silentone DIY Muffler... Front Muffler- 5543, Rear Muffler- 5559 and 24840 Spout

NA-Not Available. NR-Not Required. FL-Remove and Re-Use Old Flange. ● Golden Warehouse. O.E.-Original Equipment.
Airtube Kit [4948] may be required to complete installation. EFI-Electronic Fuel Injection.

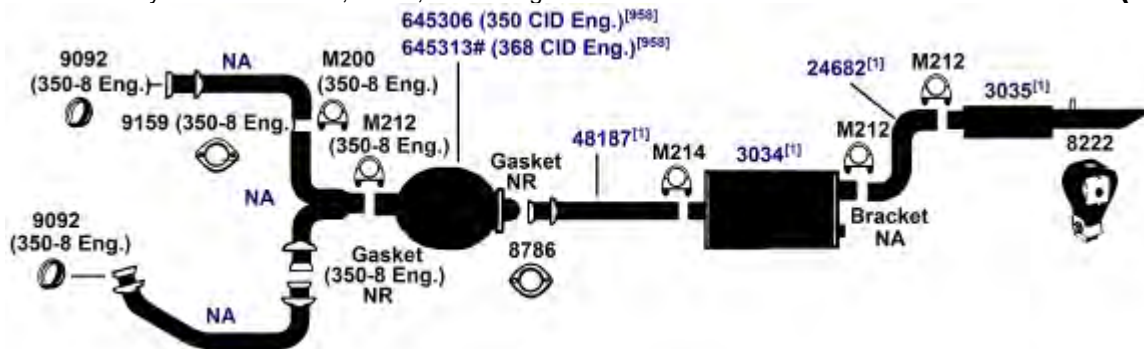
[1] OE system was a welded assembly. It is recommended that all parts noted [1] should be replaced. [958] Federal & California Emission vehicles. Not legal for sale for vehicles licensed in California.

79-81 8 Cyl. Eldorado, 5.7L, 350N Diesel Engine; with 2 1/2" Exhaust Pipe (1207)



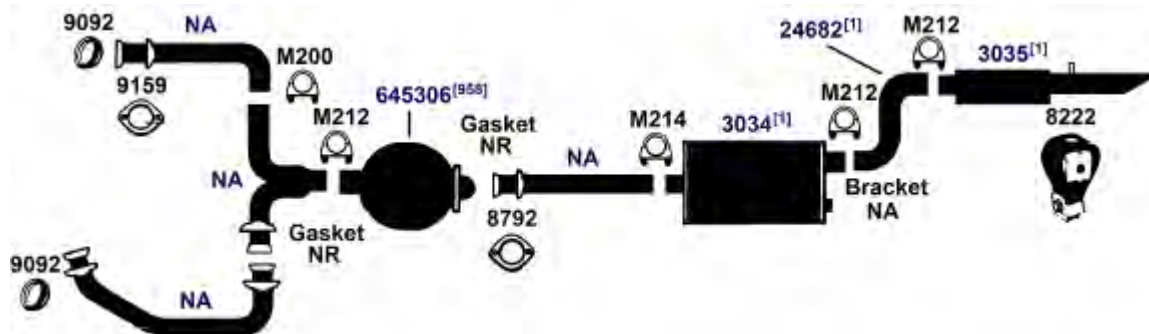
DIRECT FIT MSL/MAXIMUM Muffler... Rear Muffler- 700061, UNIVERSAL FIT MSL/MAXIMUM Muffler... Front Muffler- 6541, Rear Muffler- 6526

1980 8 Cyl. Eldorado, 350-8, 368-9 Engine (1216)



DIRECT FIT MSL/MAXIMUM Muffler... Front Muffler- 700059, Rear Muffler- 700061, UNIVERSAL FIT MSL/MAXIMUM Muffler... Front Muffler- 6541, Rear Muffler- 6526, Silentone DIY Muffler... Front Muffler- 5543

1979 8 Cyl. Eldorado, 350B Engine, except Diesel (1206)



DIRECT FIT MSL/MAXIMUM Muffler... Front Muffler- 700059, Rear Muffler- 700061, UNIVERSAL FIT MSL/MAXIMUM Muffler... Front Muffler- 6541, Rear Muffler- 6526, Silentone DIY Muffler... Front Muffler- 5543

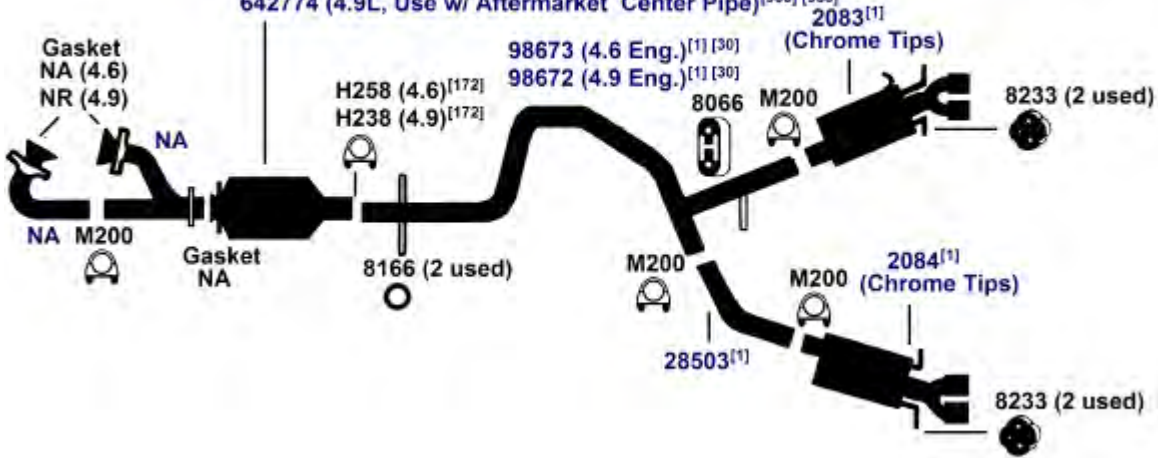
NA-Not Available. NR-Not Required. FL-Remove and Re-Use Old Flange. ● Golden Warehouse. O.E.-Original Equipment.
Airtube Kit [4948] may be required to complete installation. EFI-Electronic Fuel Injection.

[1] OE system was a welded assembly. It is recommended that all parts noted [1] should be replaced. [958] Federal & California Emission vehicles. Not legal for sale for vehicles licensed in California.

CADILLAC SEVILLE

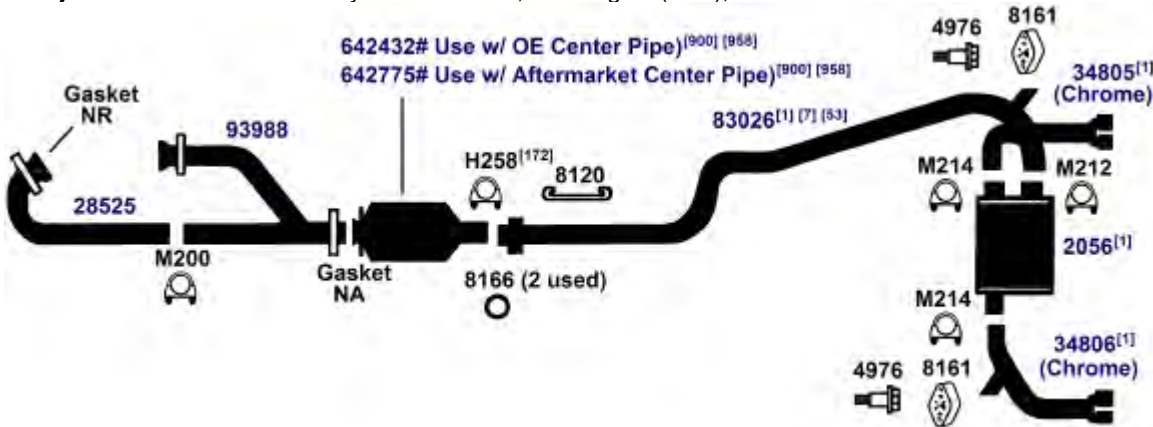
(1276) 1994 8 Cyl. Seville; 4.6-9, 4.6Y Engine; Dual Exhaust
 1993 8 Cyl. Seville; 4.6-9, 4.9B Engine; Dual Exhaust

642432# (4.6L, Use w/ OE Center Pipe)^{[900] [958]}
 642775# (4.6L, Use w/ Aftermarket Center Pipe)^{[900] [958]}
 642571 (4.9L, Use w/ OE Center Pipe)^{[900] [958]}
 642774 (4.9L, Use w/ Aftermarket Center Pipe)^{[900] [958]}



DIRECT FIT MSL/MAXIMUM Muffler... Left Muffler- 700230, Right Muffler- 700229

(1275) 1992 8 Cyl. Seville, 300 Engine (4.9L), Dual Exhaust



DIRECT FIT MSL/MAXIMUM Muffler... 700221

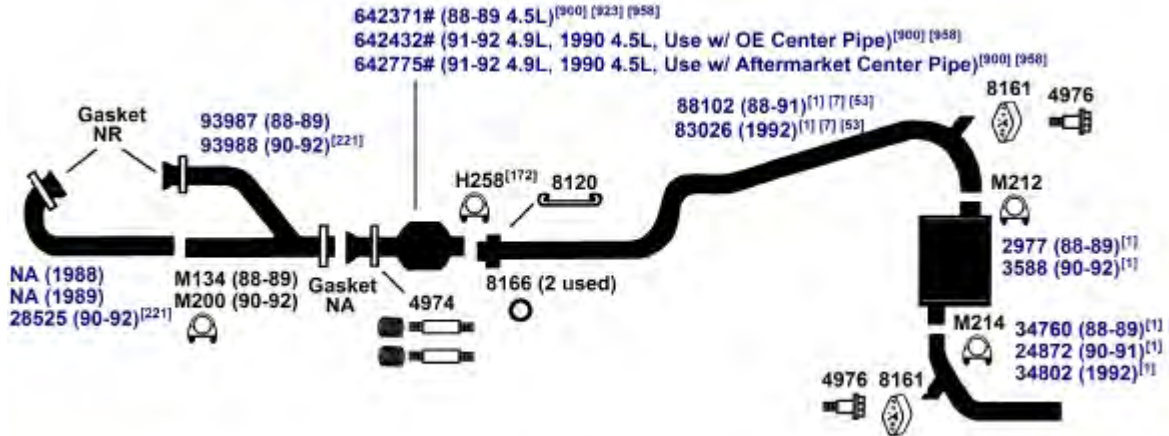
NA-Not Available. NR-Not Required. FL-Remove and Re-Use Old Flange. ● Golden Warehouse. O.E.-Original Equipment.
 # Airtube Kit [4948] may be required to complete installation. EFI-Electronic Fuel Injection.

- [1] OE system was a welded assembly. It is recommended that all parts noted [1] should be replaced.
- [7] The O.E. extension pipe must be cut off 1 3/8" behind the pipe to converter weld.
- [30] The O.E. extension pipe must be cut off 1 1/2" behind the pipe to converter weld.
- [53] To install 83026 or 88102, the RH side of the rear suspension must be lowered. The muffler heat shield should also be removed. When pipe is in place, heat shield and suspension must then be re-attached.
- [172] Special O.E. style clamp designed for this application.

- [900] Direct fit converter may require resizing, cutting or bushing.
- [958] Federal & California Emission vehicles. Not legal for sale for vehicles licensed in California.

91-92 8 Cyl. Seville, 300 Engine (4.9L), Single Exhaust
 88-90 8 Cyl. Seville, 273 Engine (4.5L), Single Exhaust

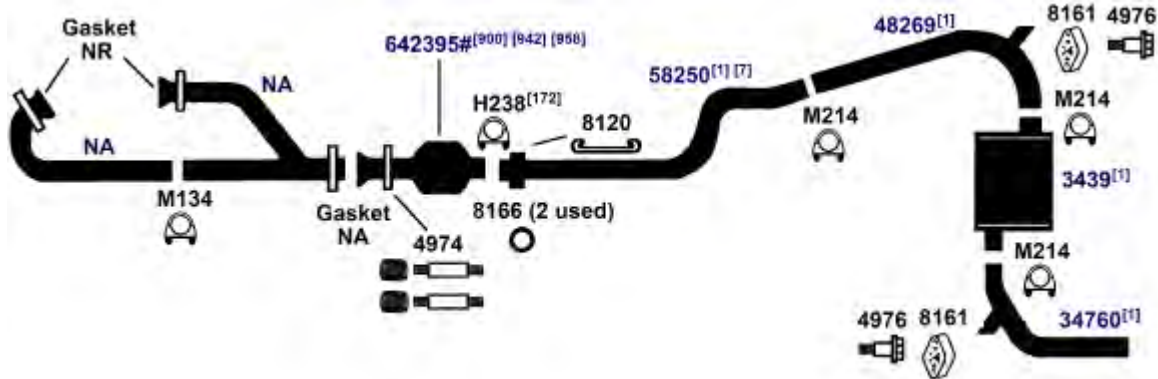
(1272)



DIRECT FIT MSL/MAXIMUM Muffler... 90-92- 700360, 88-89- 700358, 90-92- 700360, UNIVERSAL FIT MSL/MAXIMUM Muffler... 88-89- 6543, 90-92- 6543, Silentone DIY Muffler... 88-89- 5508, 90-92- 5508

86-87 8 Cyl. Seville, 250 Engine (4.1-8)

(1271)



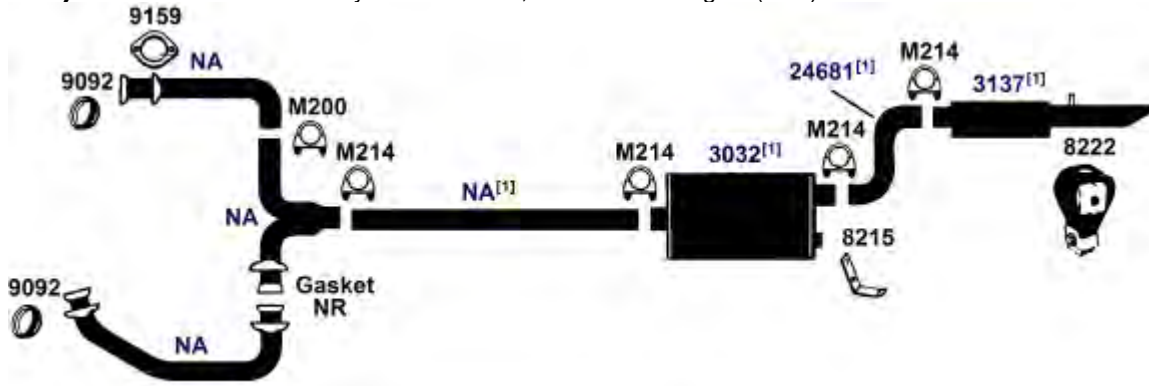
DIRECT FIT MSL/MAXIMUM Muffler... 6578, UNIVERSAL FIT MSL/MAXIMUM Muffler... 709012, Silentone DIY Muffler... 5528

NA-Not Available. NR-Not Required. FL-Remove and Re-Use Old Flange. ● Golden Warehouse. O.E.-Original Equipment.
 # Airtube Kit [4948] may be required to complete installation. EFI-Electronic Fuel Injection.

- [1] OE system was a welded assembly. It is recommended that all parts noted [1] should be replaced.
- [7] The O.E. extension pipe must be cut off 1 3/8" behind the pipe to converter weld.
- [53] To Install 83026 or 88102, the RH side of the rear suspension must be lowered. The muffler heat shield should also be removed. When pipe is in place, heat shield and suspension must then be re-attached.
- [172] Special O.E. style clamp designed for this application.
- [221] 1990 Models Require Both Pipes Be Replaced Together
- [900] Direct fit converter may require resizing, cutting or bushing.
- [942] #6 bushing may be required.
- [958] Federal & California Emission vehicles. Not legal for sale for vehicles licensed in California.

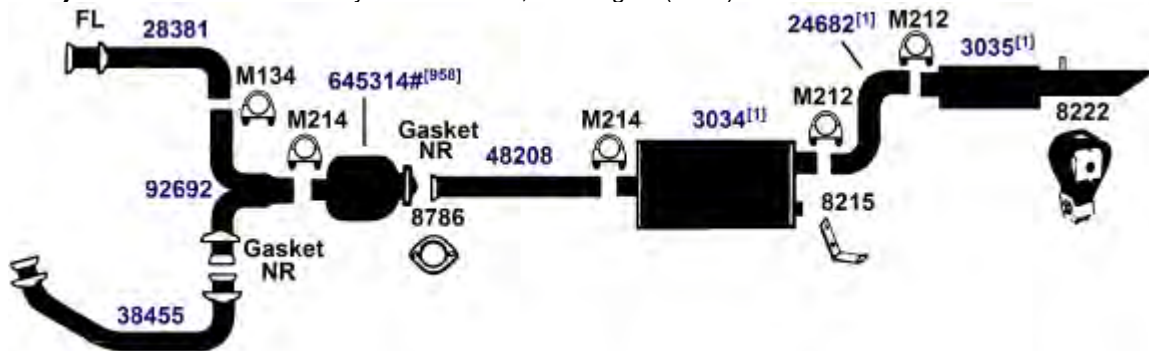
CADILLAC SEVILLE

(1269) 1985 8 Cyl. Seville, 350N Diesel Engine (5.7L)



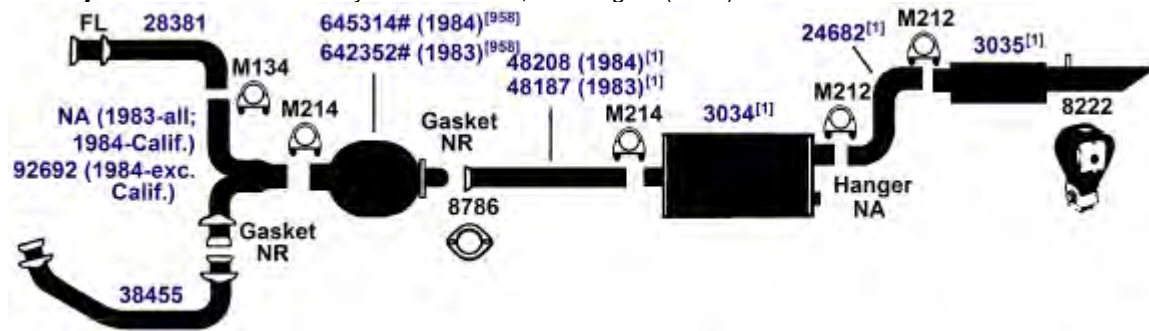
DIRECT FIT MSL/MAXIMUM Muffler... Front Muffler- 6541, Rear Muffler- 700066, UNIVERSAL FIT MSL/MAXIMUM Muffler... Front Muffler- 709014, 709992, Rear Muffler- 6526, Silentone DIY Muffler... Front Muffler- 5543, Rear Muffler- 5559 and 24840 Spout

(1270) 1985 8 Cyl. Seville, 250 Engine (4.1-8)



DIRECT FIT MSL/MAXIMUM Muffler... Front Muffler- 700059, Rear Muffler- 700061, UNIVERSAL FIT MSL/MAXIMUM Muffler... Front Muffler- 6541, Rear Muffler- 6526, Silentone DIY Muffler... Front Muffler- 5543

(1270E) 83-84 8 Cyl. Seville, 250 Engine (4.1-8)



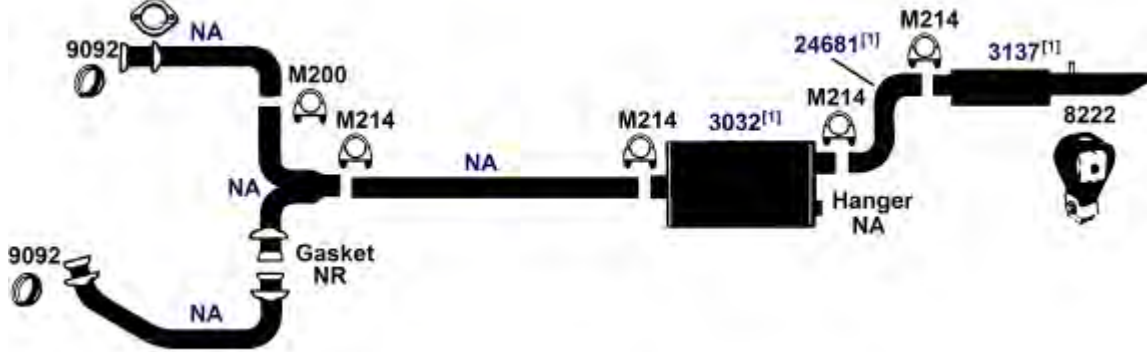
DIRECT FIT MSL/MAXIMUM Muffler... Front Muffler- 700059, Rear Muffler- 700061, UNIVERSAL FIT MSL/MAXIMUM Muffler... Front Muffler- 6541, Rear Muffler- 6526, Silentone DIY Muffler... Front Muffler- 5543

NA-Not Available. NR-Not Required. FL-Remove and Re-Use Old Flange. ● Golden Warehouse. O.E.-Original Equipment.
Airtube Kit [4948] may be required to complete installation. EFI-Electronic Fuel Injection.

[1] OE system was a welded assembly. It is recommended that all parts noted [1] should be replaced. [958] Federal & California Emission vehicles. Not legal for sale for vehicles licensed in California.

83-84 8 Cyl. Seville, 350N Diesel Engine (5.7L)

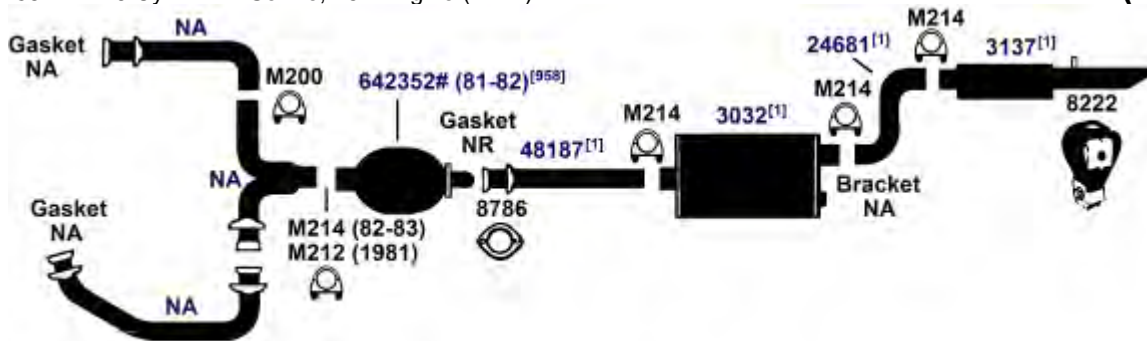
(1269E)



DIRECT FIT MSL/MAXIMUM Muffler... Front Muffler- 6541, Rear Muffler- 700066, UNIVERSAL FIT MSL/MAXIMUM Muffler... Front Muffler- 709014, 709992, Rear Muffler- 6526, Silentone DIY Muffler... Front Muffler- 5543, Rear Muffler- 5559 and 24840 Spout

81-83 6 Cyl. Seville, 252 Engine (4.1-4)

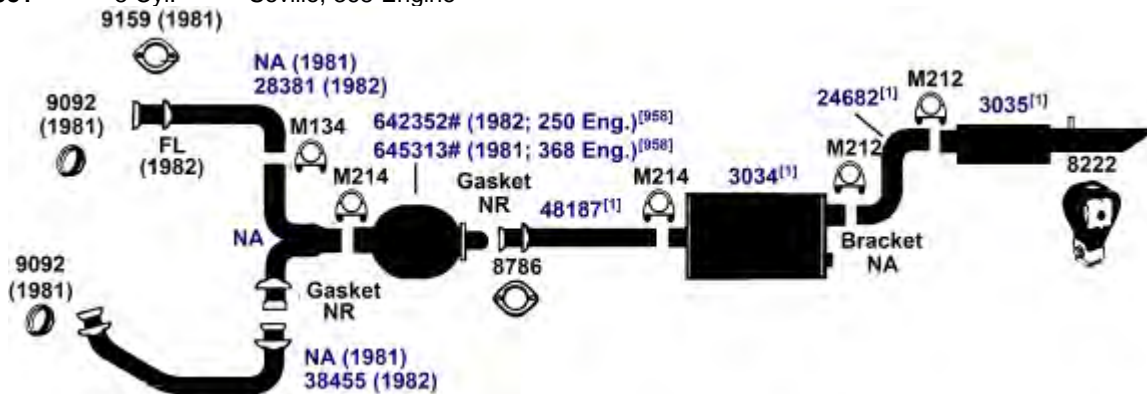
(1268)



DIRECT FIT MSL/MAXIMUM Muffler... Front Muffler- 6541, Rear Muffler- 700066, UNIVERSAL FIT MSL/MAXIMUM Muffler... Front Muffler- 709014, 709992, Rear Muffler- 6526, Silentone DIY Muffler... Front Muffler- 5543, Rear Muffler- 5559 and 24840 Spout

1982 8 Cyl. Seville, 250 Engine (4.1-8)
1981 8 Cyl. Seville, 368 Engine

(1267)



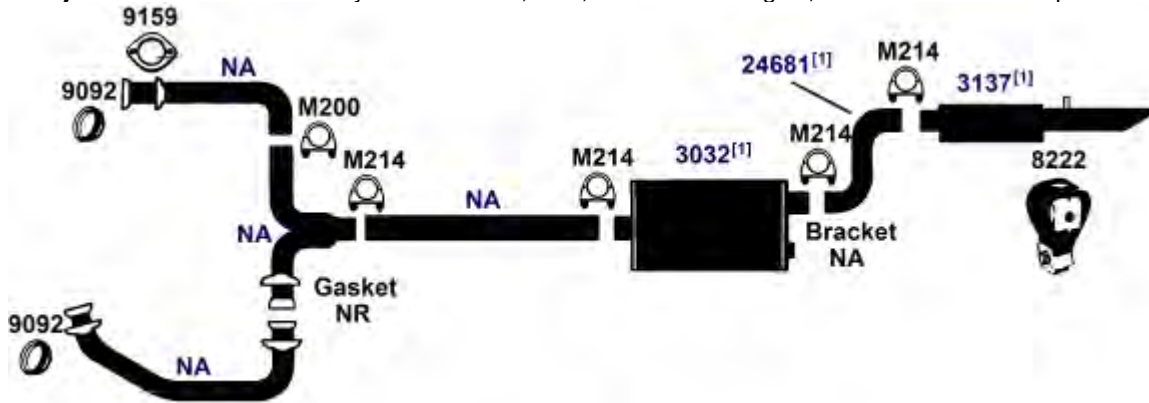
DIRECT FIT MSL/MAXIMUM Muffler... Front Muffler- 6541, 700059, Rear Muffler- 700061, UNIVERSAL FIT MSL/MAXIMUM Muffler... Front Muffler- 6541, Rear Muffler- 6526, Silentone DIY Muffler... Front Muffler- 5543

NA-Not Available. NR-Not Required. FL-Remove and Re-Use Old Flange. ● Golden Warehouse. O.E.-Original Equipment.
Airtube Kit [4948] may be required to complete installation. EFI-Electronic Fuel Injection.

[1] OE system was a welded assembly. It is recommended that all parts noted [1] should be replaced. [958] Federal & California Emission vehicles. Not legal for sale for vehicles licensed in California.

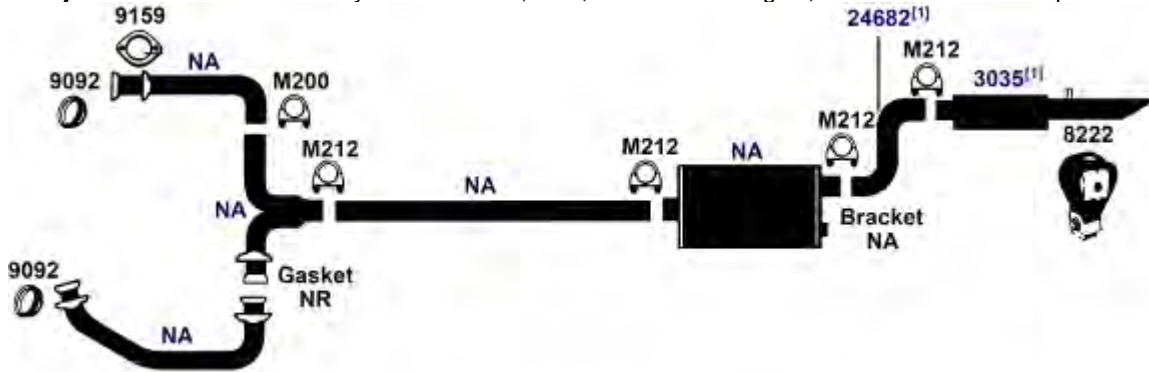
CADILLAC SEVILLE

(1266) 81-82 8 Cyl. Seville, 5.7L, 350N Diesel Engine; with 2 1/4" Exhaust Pipe



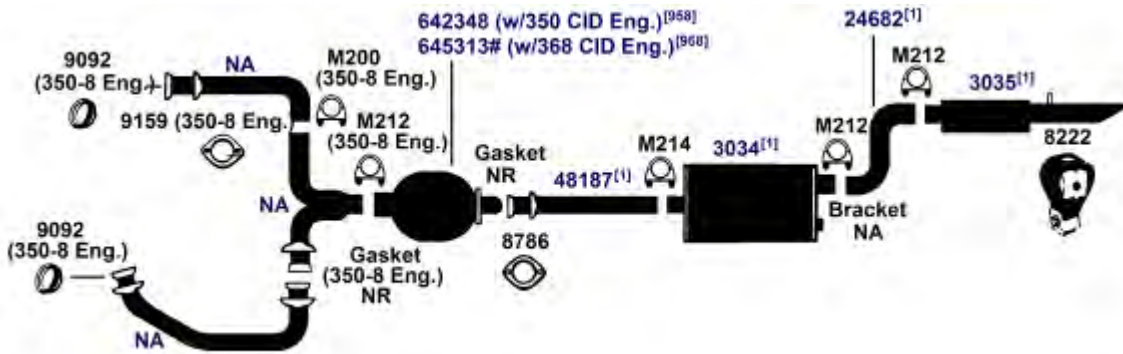
DIRECT FIT MSL/MAXIMUM Muffler... Front Muffler- 6541, Rear Muffler- 700066, UNIVERSAL FIT MSL/MAXIMUM Muffler... Front Muffler- 709014, 709992, Rear Muffler- 6526, Silentone DIY Muffler... Front Muffler- 5543, Rear Muffler- 5559 and 24840 Spout

(1265) 80-81 8 Cyl. Seville, 5.7L, 350N Diesel Engine; with 2 1/2" Exhaust Pipe



DIRECT FIT MSL/MAXIMUM Muffler... Rear Muffler- 700061, UNIVERSAL FIT MSL/MAXIMUM Muffler... Front Muffler- 6541, Rear Muffler- 6526

(1273) 1980 8 Cyl. Seville, 350-8, 368-9 Engine



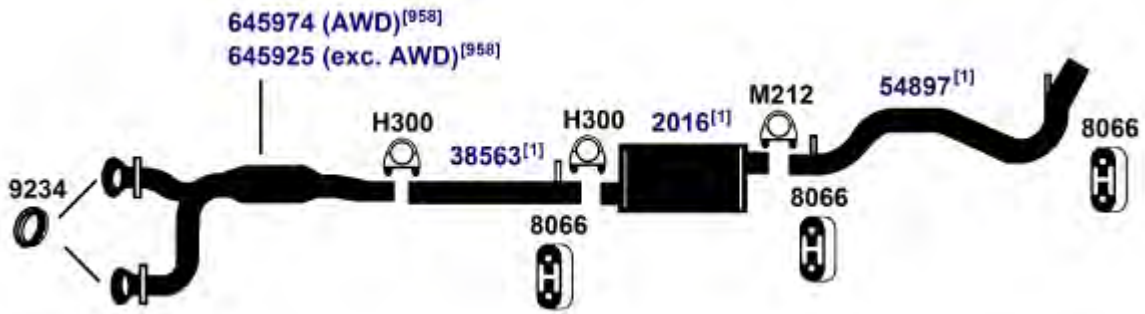
DIRECT FIT MSL/MAXIMUM Muffler... Front Muffler- 700059, Rear Muffler- 700061, UNIVERSAL FIT MSL/MAXIMUM Muffler... Front Muffler- 6541, Rear Muffler- 6526, Silentone DIY Muffler... Front Muffler- 5543

NA-Not Available. NR-Not Required. FL-Remove and Re-Use Old Flange. ● Golden Warehouse. O.E.-Original Equipment.
Airtube Kit [4948] may be required to complete installation. EFI-Electronic Fuel Injection.

[1] OE system was a welded assembly. It is recommended that all parts noted [1] should be replaced. [958] Federal & California Emission vehicles. Not legal for sale for vehicles licensed in California.

CHEVROLET - (INCL. GMC TRUCKS)
CHEVROLET ASTRO / GMC SAFARI VAN

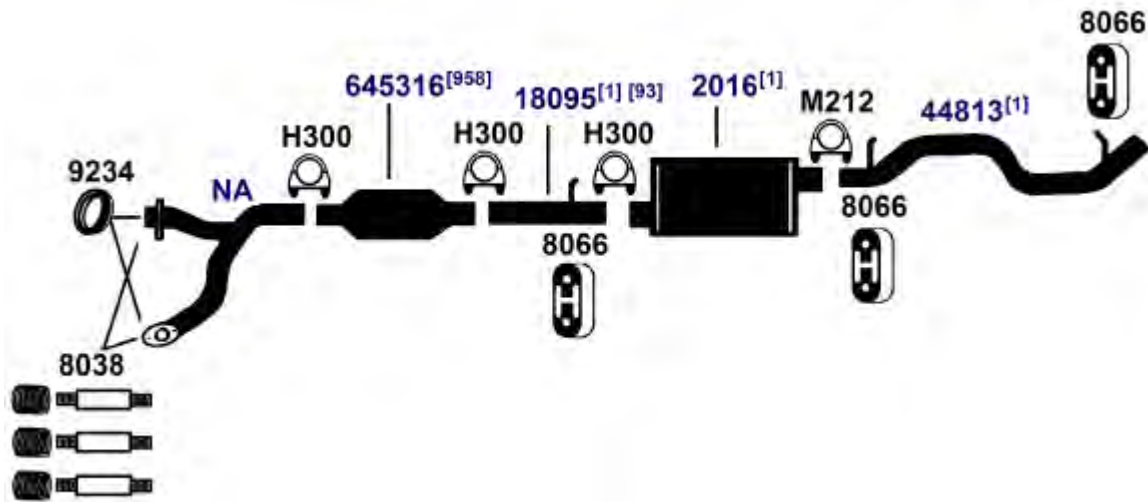
1994 6 Cyl. Astro/Safari Van; 262 (4.3L - W, 4.3Z) Engine; including All Wheel Drive (20554)



DIRECT FIT MSL/MAXIMUM Muffler... 700144, Silentone DIY Muffler... 5570

1993 6 Cyl. Astro/Safari Van; 262 (4.3Z) Engine; including All Wheel Drive and Extended Body; except California (20553)

92-93 6 Cyl. Astro/Safari Van; 262 (4.3W) Engine; including All Wheel Drive and Extended Body



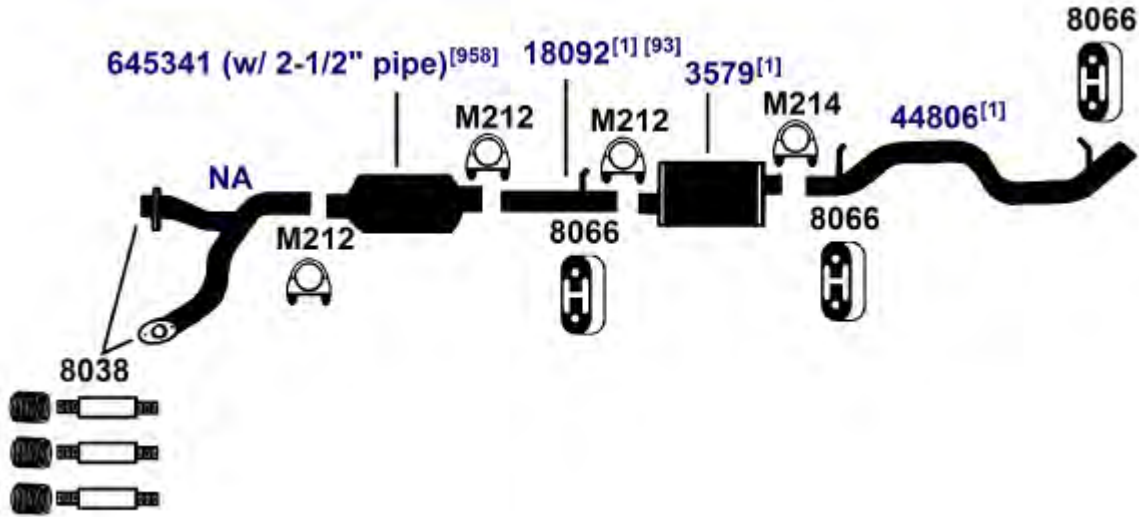
DIRECT FIT MSL/MAXIMUM Muffler... 700144, Silentone DIY Muffler... 5570

NA-Not Available. NR-Not Required. FL-Remove and Re-Use Old Flange. ● Golden Warehouse. O.E.-Original Equipment.
 # Airtube Kit [4948] may be required to complete installation. EFI-Electronic Fuel Injection.

[1] OE system was a welded assembly. It is recommended that all parts noted [1] should be replaced. [958] Federal & California Emission vehicles. Not legal for sale for vehicles licensed in California.
 [93] Locating clip must be knocked off OEM converter for proper installation.

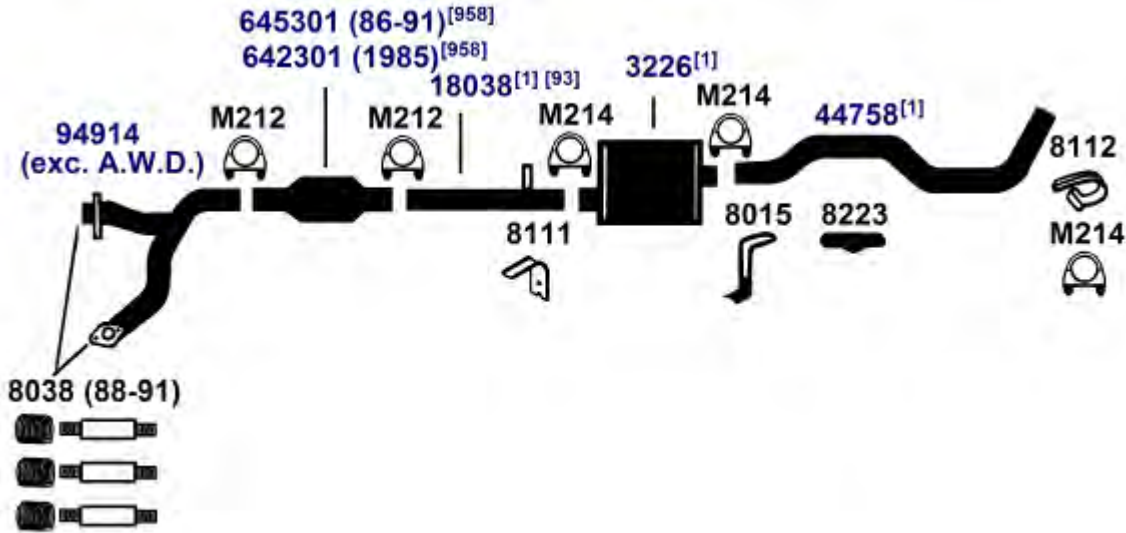
CHEVROLET ASTRO / GMC SAFARI VAN

(20552) 1992 6 Cyl. Astro/Safari Van; 262 (4.3Z) Engine; including All Wheel Drive and Extended Body



DIRECT FIT MSL/MAXIMUM Muffler... 700166, UNIVERSAL FIT MSL/MAXIMUM Muffler... 6543, 6578

(20550) 90-91 6 Cyl. Astro/Safari Van; 262 (4.3Z) Engine; including All Wheel Drive and Extended Body
 85-89 6 Cyl. Astro/Safari Van; 262 (4.3L) Engine



DIRECT FIT MSL/MAXIMUM Muffler... 6583, UNIVERSAL FIT MSL/MAXIMUM Muffler... 709992, Silentone DIY Muffler... 5549

NA-Not Available. NR-Not Required. FL-Remove and Re-Use Old Flange. ● Golden Warehouse. O.E.-Original Equipment.
 # Airtube Kit [4948] may be required to complete installation. EFI-Electronic Fuel Injection.

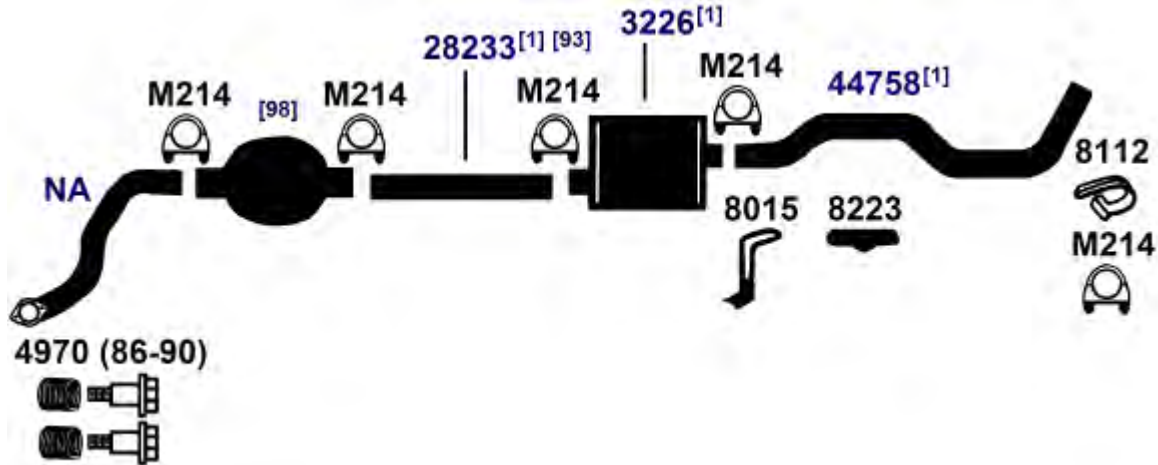
[1] OE system was a welded assembly. It is recommended that all parts noted [1] should be replaced. [958] Federal & California Emission vehicles. Not legal for sale for vehicles licensed in California.

[93] Locating clip must be knocked off OEM converter for proper installation.

CHEVROLET ASTRO / GMC SAFARI VAN

85-90 4 Cyl. Astro/Safari Van; 151 (2.5L) Engine

(20551)

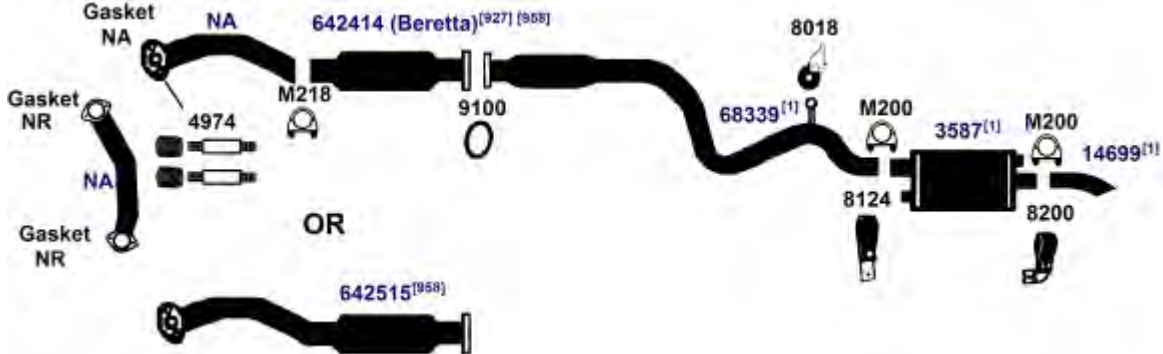


DIRECT FIT MSL/MAXIMUM Muffler... 6583, UNIVERSAL FIT MSL/MAXIMUM Muffler... 709992, Silentone DIY Muffler... 5549

CHEVROLET BERETTA, CORSICA

1994 6 Cyl. Beretta, Corsica; 3.1L Engine; except Beretta Z26

(10913)



DIRECT FIT MSL/MAXIMUM Muffler... 700162, UNIVERSAL FIT MSL/MAXIMUM Muffler... 709001, 709014, 709013

NA-Not Available. NR-Not Required. FL-Remove and Re-Use Old Flange. ● Golden Warehouse. O.E.-Original Equipment.
Airtube Kit [4948] may be required to complete installation. EFI-Electronic Fuel Injection.

[1] OE system was a welded assembly. It is recommended that all parts noted [1] should be replaced.

[93] Locating clip must be knocked off OEM converter for proper installation.

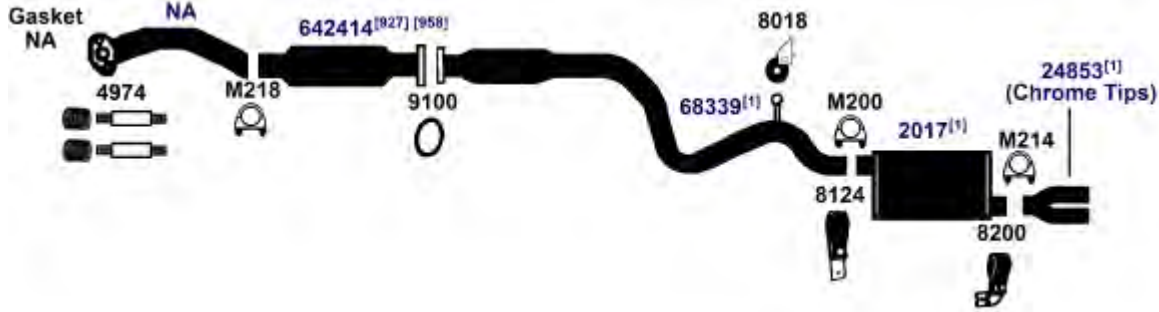
[98] Refer to current Catalytic Converter catalog or Website catalog for availability.

[927] Semi-direct fit conv. Must reuse front pipe.

[958] Federal & California Emission vehicles. Not legal for sale for vehicles licensed in California.

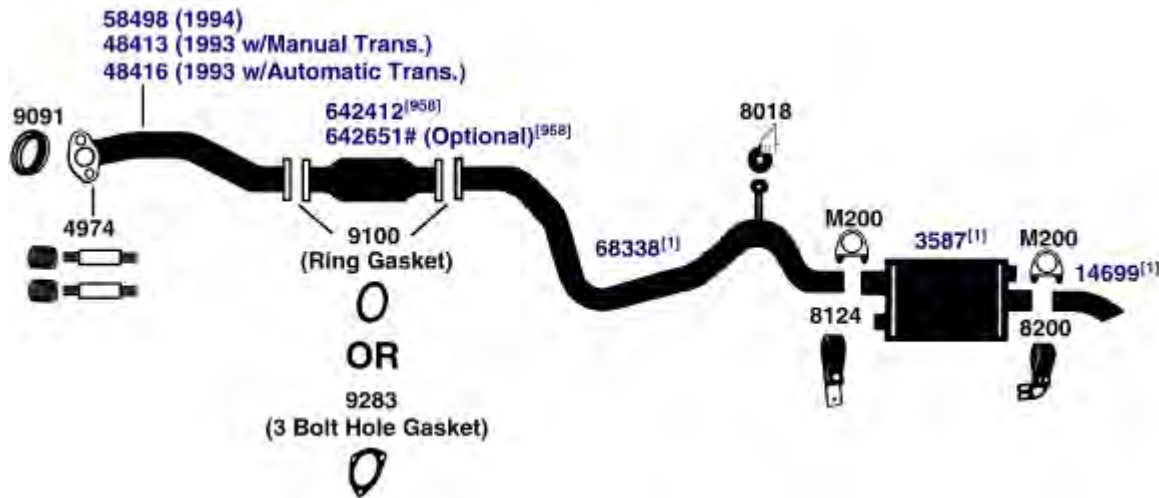
CHEVROLET BERETTA, CORSICA

(10912) 1994 6 Cyl. Beretta Z26, 3.1L Engine




UNIVERSAL FIT MSL/MAXIMUM Muffler... 709012, 709016

(10911) 93-94 4 Cyl. Beretta, Corsica; 2.2L Engine



DIRECT FIT MSL/MAXIMUM Muffler... 700162, UNIVERSAL FIT MSL/MAXIMUM Muffler... 709001, 709014, 709013

(10910) 1993 4 Cyl. Beretta GTZ, 140 Engine (2.3L) (Quad 4)



UNIVERSAL FIT MSL/MAXIMUM Muffler... 709012, 709016

NA-Not Available. NR-Not Required. FL-Remove and Re-Use Old Flange. ● Golden Warehouse. O.E.-Original Equipment.
Airtube Kit [4948] may be required to complete installation. EFI-Electronic Fuel Injection.

[1] OE system was a welded assembly. It is recommended that all parts noted [1] should be replaced.

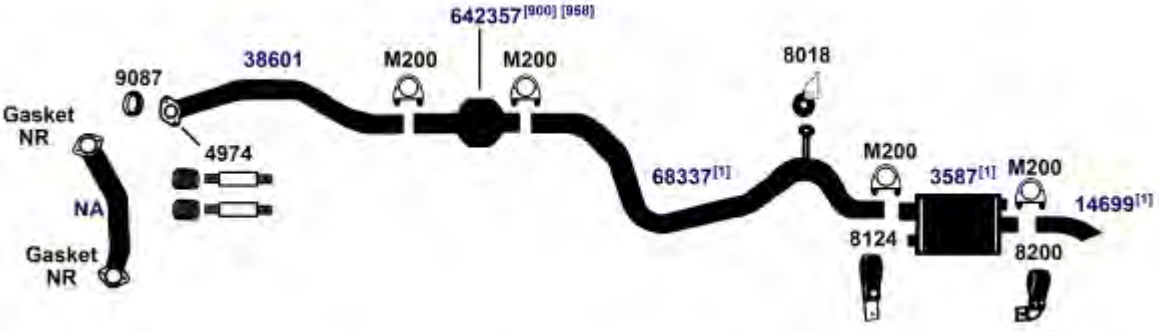
[900] Direct fit converter may require resizing, cutting or bushing.

[927] Semi-direct fit conv. Must reuse front pipe.

[958] Federal & California Emission vehicles. Not legal for sale for vehicles licensed in California.

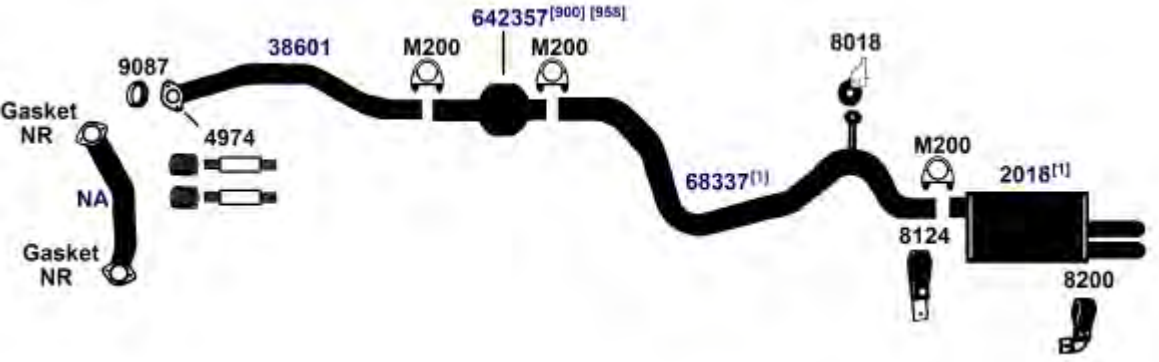
CHEVROLET BERETTA, CORSICA

1993 6 Cyl. Beretta, Corsica; 189 Engine (3.1L); except Beretta GT/GTZ **(10909)**



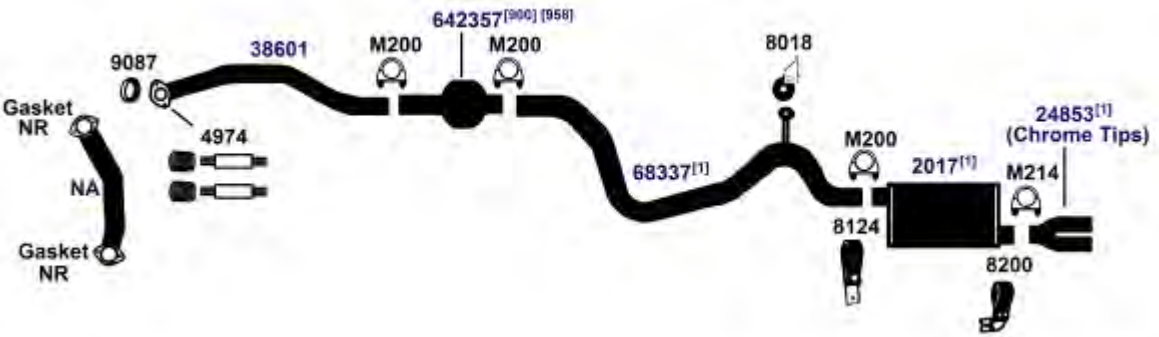
DIRECT FIT MSL/MAXIMUM Muffler... 700162, UNIVERSAL FIT MSL/MAXIMUM Muffler... 709001, 709013, 709014

1993 6 Cyl. Beretta GT, 189 Engine (3.1L) **(10908)**



UNIVERSAL FIT MSL/MAXIMUM Muffler... 6589, 709015, Silentone DIY Muffler... 5545 and two 20824 Pipe

1993 6 Cyl. Beretta GTZ, 189 Engine (3.1L) **(10907)**



UNIVERSAL FIT MSL/MAXIMUM Muffler... 709012, 709016

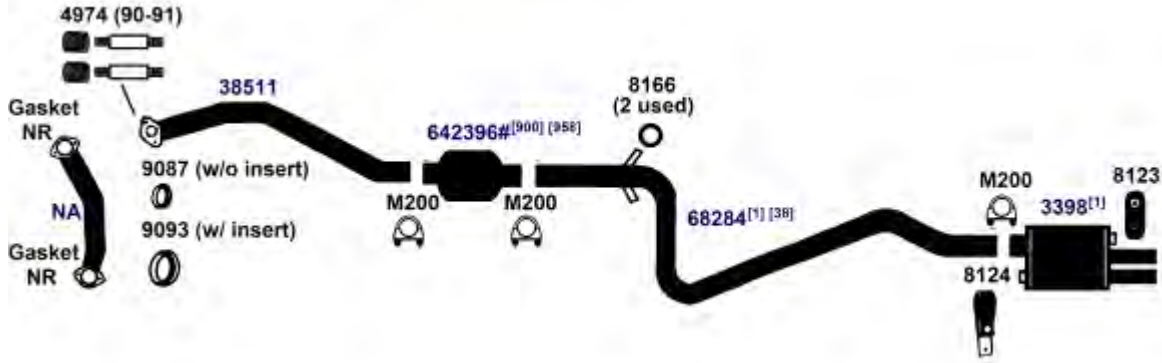
NA-Not Available. NR-Not Required. FL-Remove and Re-Use Old Flange. ● Golden Warehouse. O.E.-Original Equipment.
Airtube Kit [4948] may be required to complete installation. EFI-Electronic Fuel Injection.

[1] OE system was a welded assembly. It is recommended that all parts noted [1] should be replaced.
[900] Direct fit converter may require resizing, cutting or bushing.

[941] Replaces both front and rear converters, Only failed converters may be replaced.
[958] Federal & California Emission vehicles. Not legal for sale for vehicles licensed in California.

CHEVROLET BERETTA, CORSICA

(10902) 91-92 6 Cyl. Beretta GT, 189 Engine (3.1L)
 1990 6 Cyl. Beretta, Corsica; 189 Engine (3.1L)



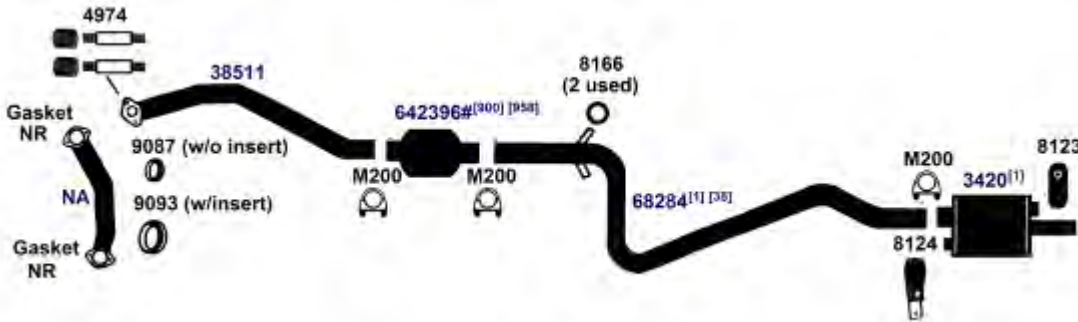
DIRECT FIT MSL/MAXIMUM Muffler... 6589, UNIVERSAL FIT MSL/MAXIMUM Muffler... 6561, 709015

(10905) 91-92 6 Cyl. Beretta GTZ, 189 Engine (3.1L)



UNIVERSAL FIT MSL/MAXIMUM Muffler... 6516, 709012

(10906) 91-92 6 Cyl. Beretta, Corsica; 189 Engine (3.1L); except Beretta GT, GTZ



DIRECT FIT MSL/MAXIMUM Muffler... 6588, UNIVERSAL FIT MSL/MAXIMUM Muffler... 6562, 709992, Silentone DIY Muffler... 5555 and 24888 Pipe

NA-Not Available. NR-Not Required. FL-Remove and Re-Use Old Flange. ● Golden Warehouse. O.E.-Original Equipment.
 # Airtube Kit [4948] may be required to complete installation. EFI-Electronic Fuel Injection.

[1] OE system was a welded assembly. It is recommended that all parts noted [1] should be replaced.

[38] The O.E. extension pipe must be cut off immediately in front of the pipe to converter weld.

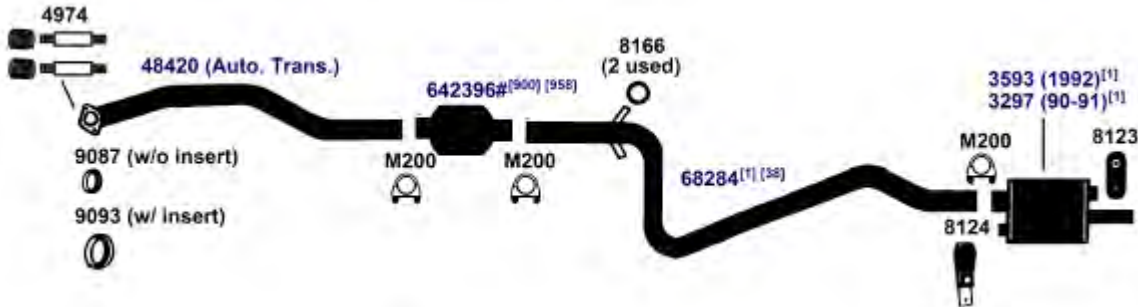
[900] Direct fit converter may require resizing, cutting or bushing.

[958] Federal & California Emission vehicles. Not legal for sale for vehicles licensed in California.

CHEVROLET BERETTA, CORSICA

90-92 4 Cyl. Beretta, Corsica; 2.2L Engine

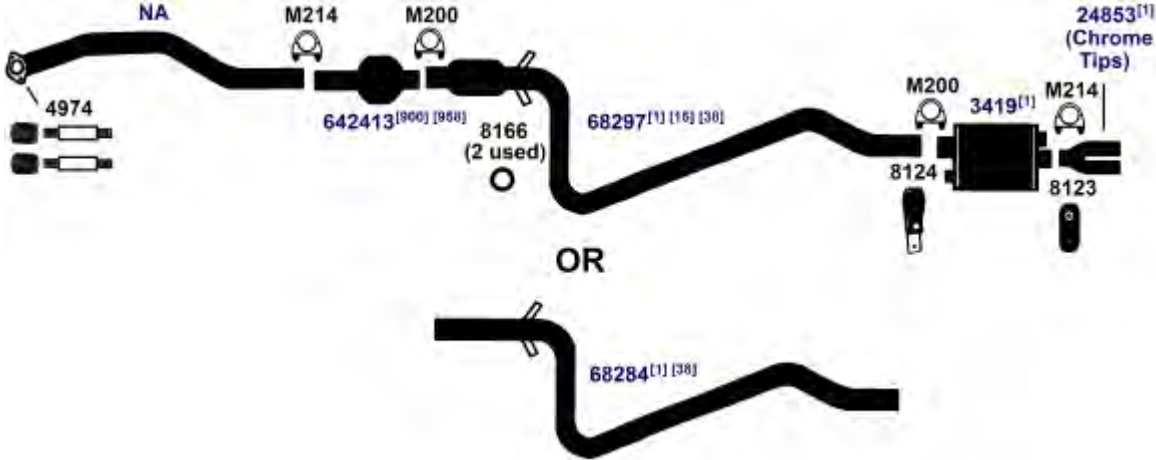
(10903)



DIRECT FIT MSL/MAXIMUM Muffler... Muffler (3593)- 6588, Muffler (3297)- 6588, UNIVERSAL FIT MSL/MAXIMUM Muffler... Muffler (3593)- 6562, 6691, Muffler (3297)- 6562, Silentone DIY Muffler... Muffler (3593)- 5555 and 24888 Pipe, Muffler (3297)- 5555 and 24888 Pipe

90-92 4 Cyl. Beretta GTZ, 140 Engine (2.3L) (Quad 4)

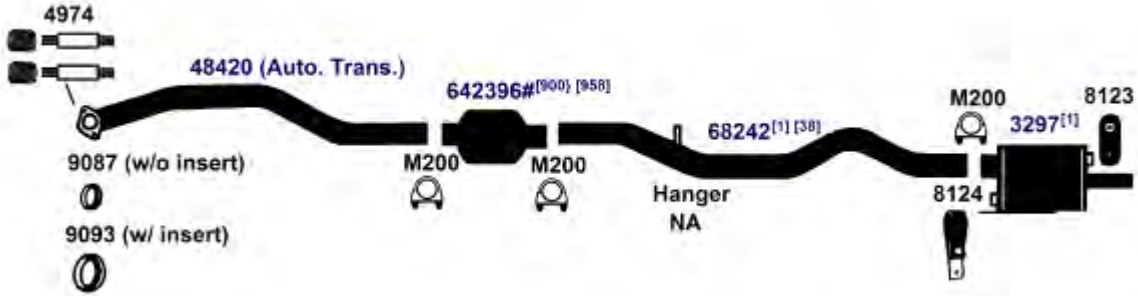
(10904)



UNIVERSAL FIT MSL/MAXIMUM Muffler... 6516, 709012

87-89 4 Cyl. Beretta, Corsica; 121 Engine (2.0L)

(10901)



DIRECT FIT MSL/MAXIMUM Muffler... 6588, UNIVERSAL FIT MSL/MAXIMUM Muffler... 6562, Silentone DIY Muffler... 5555 and 24888 Pipe

NA-Not Available. NR-Not Required. FL-Remove and Re-Use Old Flange. ● Golden Warehouse. O.E.-Original Equipment.
Airtube Kit [4948] may be required to complete installation. EFI-Electronic Fuel Injection.

[1] OE system was a welded assembly. It is recommended that all parts noted [1] should be replaced. [900] Direct fit converter may require resizing, cutting or bushing.
[15] Discontinued, use until inventory is depleted. [958] Federal & California Emission vehicles. Not legal for sale for vehicles licensed in California.
[38] The O.E. extension pipe must be cut off immediately in front of the pipe to converter weld.

CHEVROLET BERETTA, CORSICA

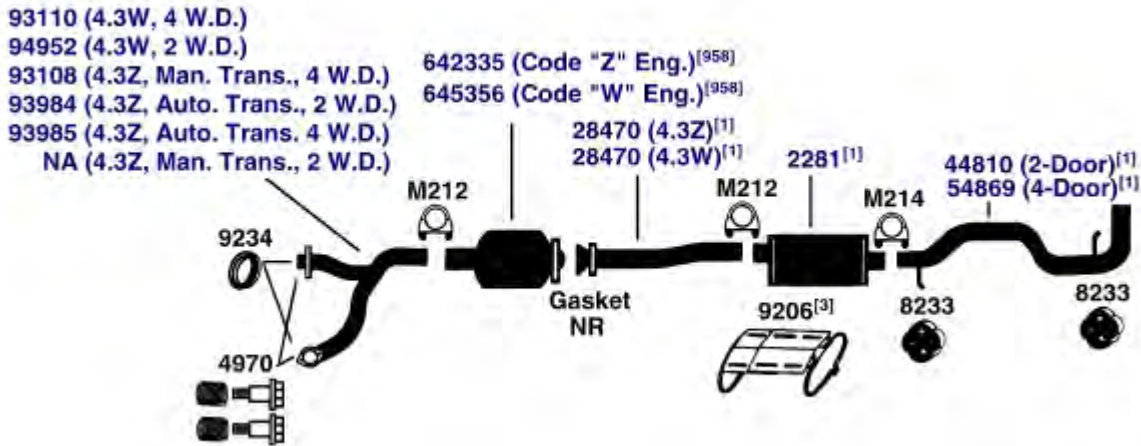
(10900) 87-89 6 Cyl. Beretta, Corsica; 173 Engine (2.8W)



DIRECT FIT MSL/MAXIMUM Muffler... 6589, UNIVERSAL FIT MSL/MAXIMUM Muffler... 6561, 709015

CHEVROLET BLAZER / GMC JIMMY, ENVOY (S SERIES)

(20416) 92-94 6 Cyl. Blazer/Jimmy; 262Z, 262W (4.3L) Engine, 2 W.D. (S10/S15), 4 W.D. (T10/T15); except Typhoon



DIRECT FIT MSL/MAXIMUM Muffler... 700178, Silentone DIY Muffler... 5561

NA-Not Available. NR-Not Required. FL-Remove and Re-Use Old Flange. ● Golden Warehouse. O.E.-Original Equipment.
Airtube Kit [4948] may be required to complete installation. EFI-Electronic Fuel Injection.

[1] OE system was a welded assembly. It is recommended that all parts noted [1] should be replaced.

[3] Required for installation.

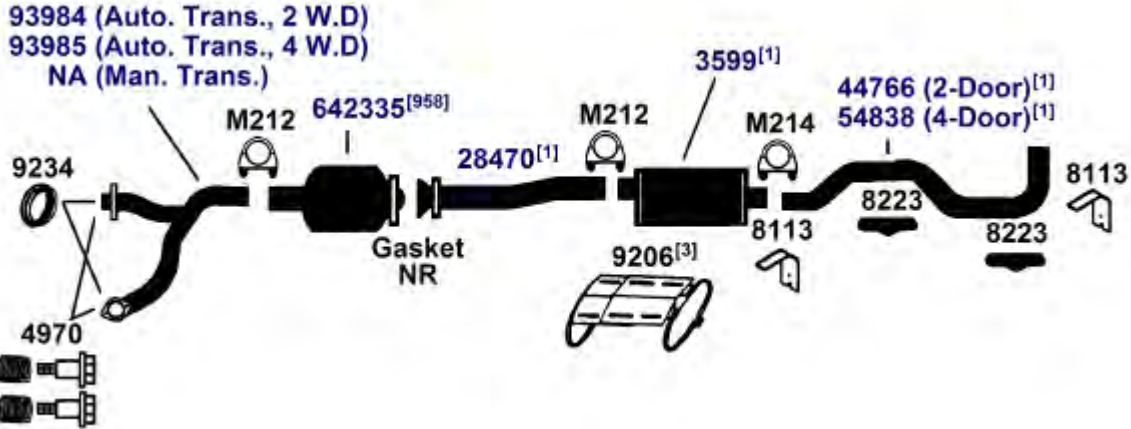
[38] The O.E. extension pipe must be cut off immediately in front of the pipe to converter weld.

[900] Direct fit converter may require resizing, cutting or bushing.

[958] Federal & California Emission vehicles. Not legal for sale for vehicles licensed in California.

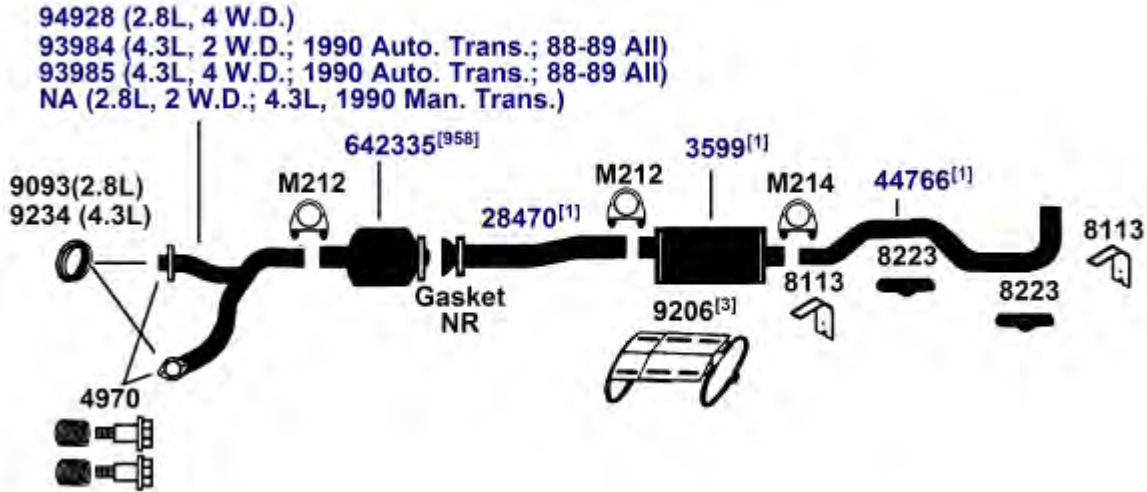
CHEVROLET BLAZER / GMC JIMMY, ENVOY (S SERIES)

1991 6 Cyl. Blazer/Jimmy; 262 (4.3L) Engine; 2 W.D. (S10/S15); 4 W.D. (T10/T15) **(20415)**



DIRECT FIT MSL/MAXIMUM Muffler... 700020, Silentone DIY Muffler... 5561

1990 6 Cyl. Blazer/Jimmy; 262 (4.3L) Engine; 2 W.D. (S10/S15); 4 W.D. (T10/T15) **(20413)**
88-89 6 Cyl. Blazer/Jimmy; 173 (2.8L), 262 (4.3L) Engine; 2 W.D. (S10/S15); 4 W.D. (T10/T15)



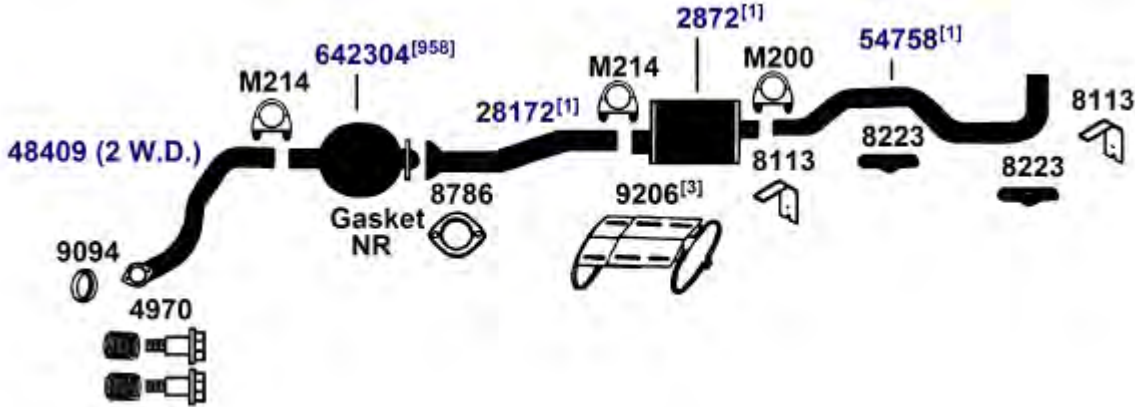
DIRECT FIT MSL/MAXIMUM Muffler... 700020, Silentone DIY Muffler... 5561

NA-Not Available. NR-Not Required. FL-Remove and Re-Use Old Flange. ● Golden Warehouse. O.E.-Original Equipment.
Airtube Kit [4948] may be required to complete installation. EFI-Electronic Fuel Injection.

- [1] OE system was a welded assembly. It is recommended that all parts noted [1] should be replaced. [958] Federal & California Emission vehicles. Not legal for sale for vehicles licensed in California.
- [3] Required for installation.

CHEVROLET BLAZER / GMC JIMMY, ENVOY (S SERIES)

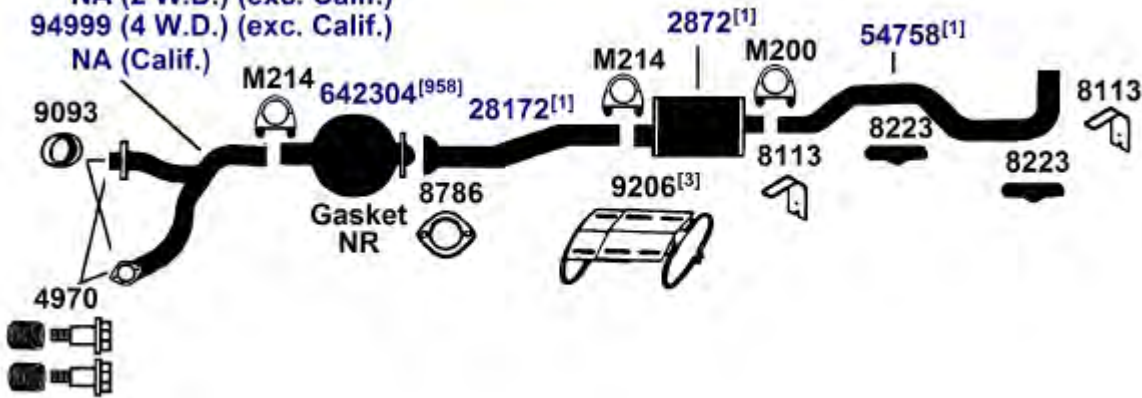
(20412) 85-88 4 Cyl. Blazer/Jimmy; 2.5L Engine; 2 W.D. (S10/S15); 4 W.D. (T10/T15)



DIRECT FIT MSL/MAXIMUM Muffler... 6590, UNIVERSAL FIT MSL/MAXIMUM Muffler... 6504, Silentone DIY Muffler... 5502

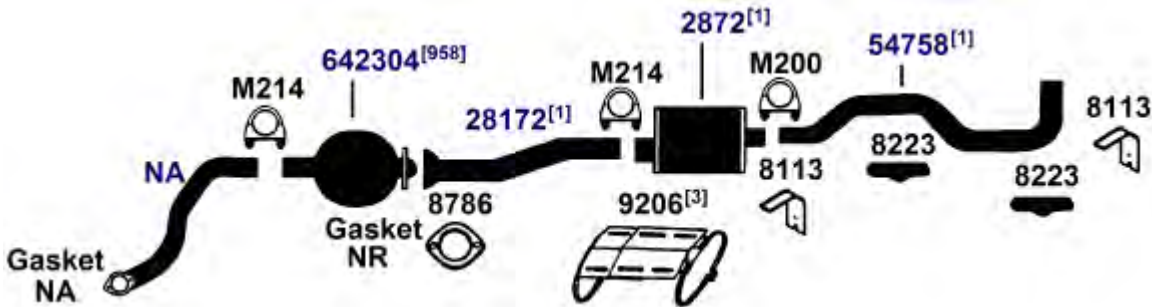
(20411) 85-87 6 Cyl. Blazer/Jimmy; 173 (2.8L) Engine; 2 W.D. (S10/S15); 4 W.D. (T10/T15)

NA (2 W.D.) (exc. Calif.)
94999 (4 W.D.) (exc. Calif.)
NA (Calif.)



DIRECT FIT MSL/MAXIMUM Muffler... 6590, UNIVERSAL FIT MSL/MAXIMUM Muffler... 6504, Silentone DIY Muffler... 5502

(20412E) 83-84 4 Cyl. Blazer/Jimmy, 1.9L, 2.0L Engine; 2 W.D. (S10/S15), 4 W.D. (T10/T15)



DIRECT FIT MSL/MAXIMUM Muffler... 6590, UNIVERSAL FIT MSL/MAXIMUM Muffler... 6504, Silentone DIY Muffler... 5502

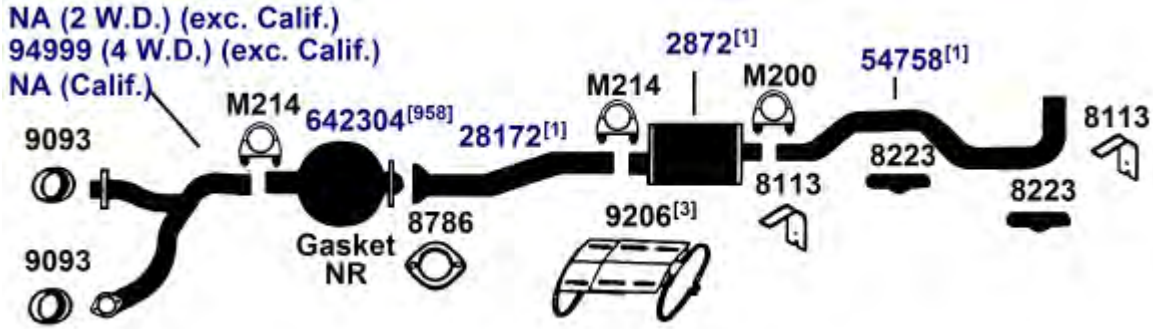
NA-Not Available. NR-Not Required. FL-Remove and Re-Use Old Flange. ● Golden Warehouse. O.E.-Original Equipment.
Airtube Kit [4948] may be required to complete installation. EFI-Electronic Fuel Injection.

- [1] OE system was a welded assembly. It is recommended that all parts noted [1] should be replaced.
- [3] Required for installation.
- [958] Federal & California Emission vehicles. Not legal for sale for vehicles licensed in California.

CHEVROLET BLAZER / GMC JIMMY, ENVOY (S SERIES)

83-84 6 Cyl. Blazer/Jimmy; 173 (2.8L) Engine; 2 W.D. (S10/S15); 4 W.D. (T10/T15)

(20411E)

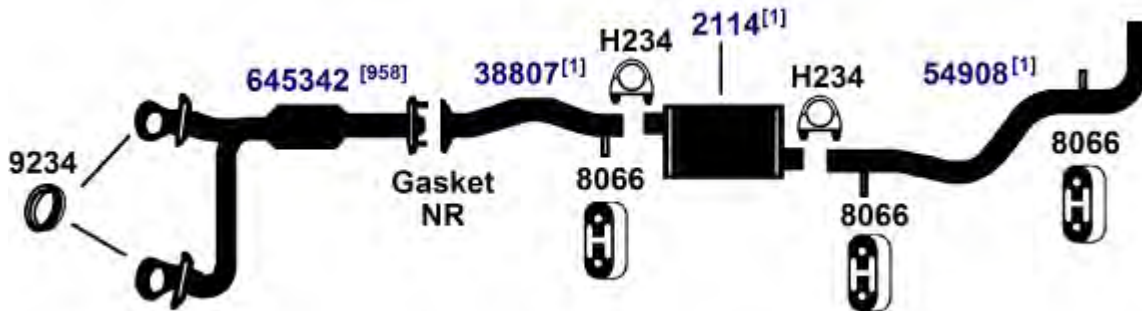


DIRECT FIT MSL/MAXIMUM Muffler... 6590, UNIVERSAL FIT MSL/MAXIMUM Muffler... 6504, Silentone DIY Muffler... 5502

CHEVROLET BLAZER, TAHOE / GMC JIMMY, YUKON (FULL SIZE)

1994 8 Cyl. Tahoe/Yukon; 350K Engine (5.7L); 4 W.D.

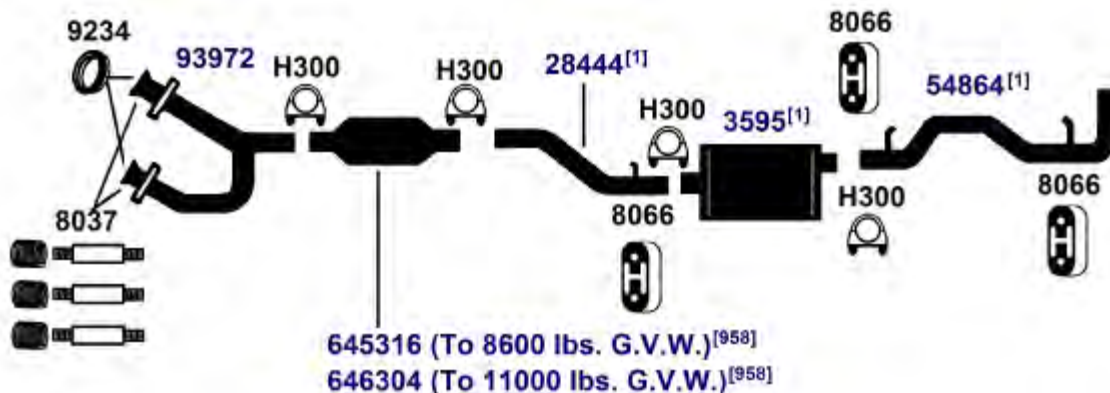
(21730)



DIRECT FIT MSL/MAXIMUM Muffler... 700173

92-93 8 Cyl. Blazer/Yukon; 350K Engine (5.7L); 4 W.D.

(21729)



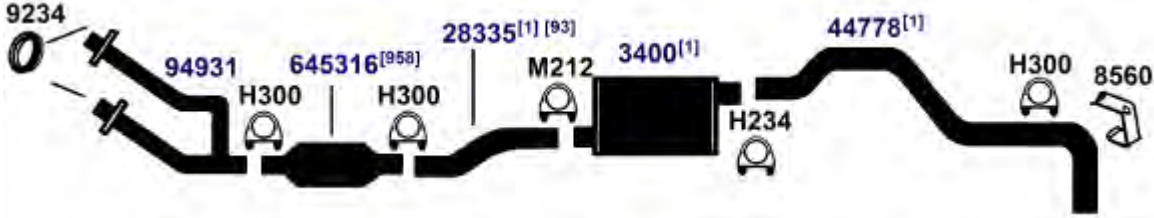
DIRECT FIT MSL/MAXIMUM Muffler... 700175

NA-Not Available. NR-Not Required. FL-Remove and Re-Use Old Flange. ● Golden Warehouse. O.E.-Original Equipment.
Airtube Kit [4948] may be required to complete installation. EFI-Electronic Fuel Injection.

- [1] OE system was a welded assembly. It is recommended that all parts noted [1] should be replaced.
- [3] Required for installation.
- [958] Federal & California Emission vehicles. Not legal for sale for vehicles licensed in California.

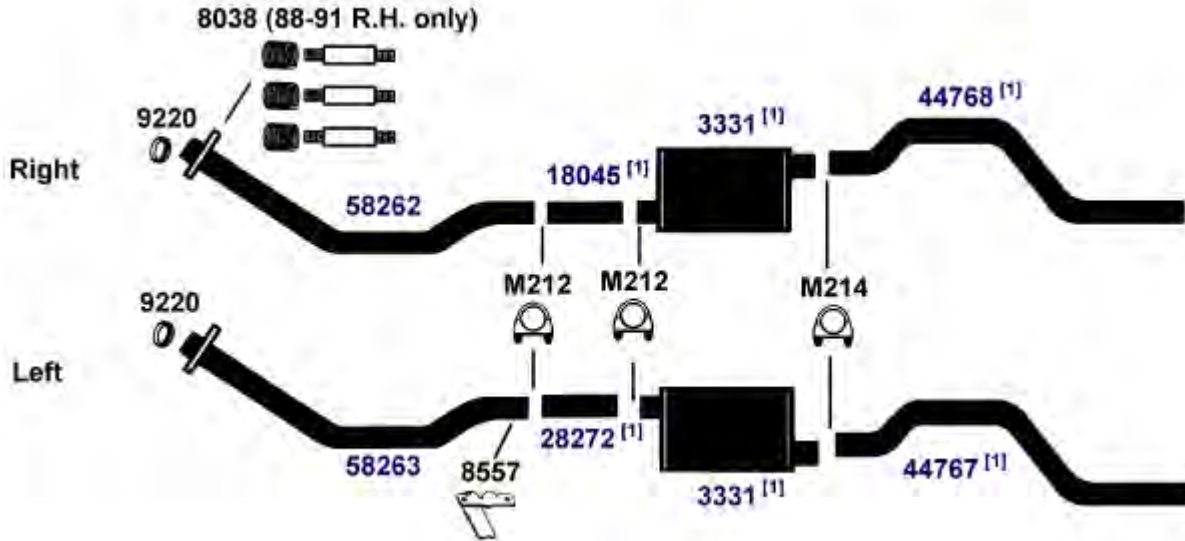
CHEVROLET BLAZER, TAHOE / GMC JIMMY, YUKON (FULL SIZE)

(21728) 90-91 8 Cyl. Blazer/Jimmy; 350K Engine (5.7L); 4 W.D.

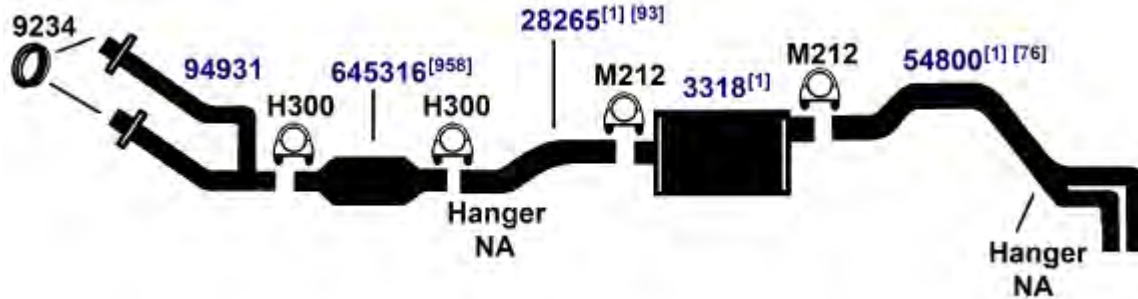


DIRECT FIT MSL/MAXIMUM Muffler... 700121, UNIVERSAL FIT MSL/MAXIMUM Muffler... 709998, Silentone DIY Muffler... 5564

(21727) 85-91 8 Cyl. Blazer/Jimmy; 379 Diesel Engine (6.2L); 4 W.D.



(21726) 87-89 8 Cyl. Blazer/Jimmy; 350K Engine (5.7L); 4 W.D.



DIRECT FIT MSL/MAXIMUM Muffler... 700109, UNIVERSAL FIT MSL/MAXIMUM Muffler... 6532, 6595, 709998, Silentone DIY Muffler... 5550

NA-Not Available. NR-Not Required. FL-Remove and Re-Use Old Flange. ● Golden Warehouse. O.E.-Original Equipment.
Airtube Kit [4948] may be required to complete installation. EFI-Electronic Fuel Injection.

[1] OE system was a welded assembly. It is recommended that all parts noted [1] should be replaced.

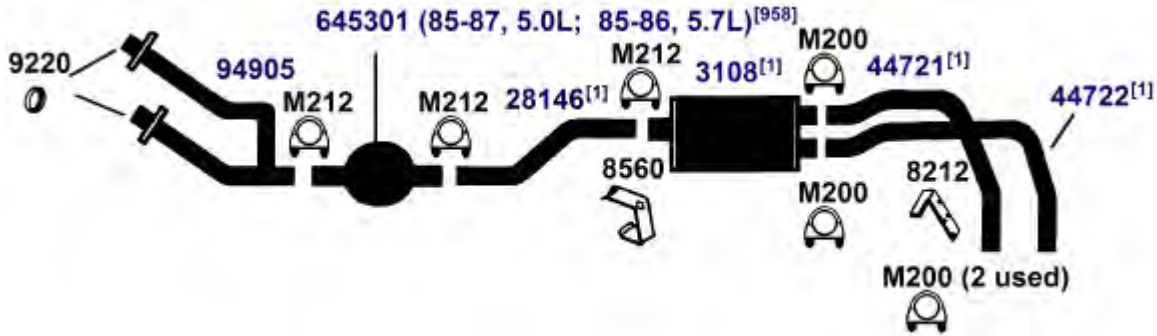
[93] Locating clip must be knocked off OEM converter for proper installation.

[958] Federal & California Emission vehicles. Not legal for sale for vehicles licensed in California.

[76] Bracket on pipe is not required on all applications.

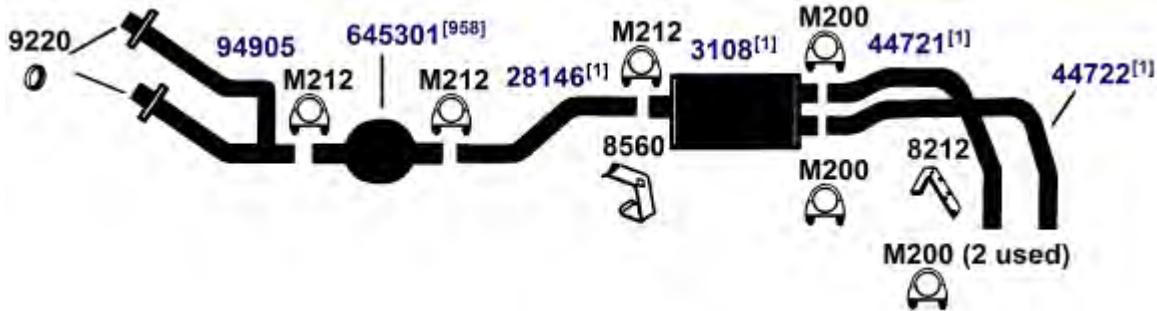
CHEVROLET BLAZER, TAHOE / GMC JIMMY, YUKON (FULL SIZE)

85-87 8 Cyl. Blazer/Jimmy; 305H, 350L Engine (5.0L, 5.7L); 4 W.D.; with Converter **(21725)**



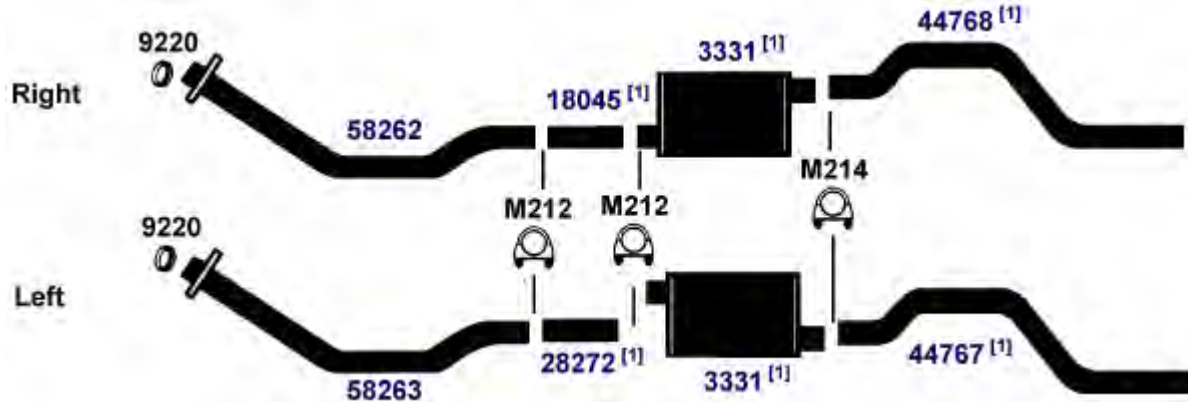
DIRECT FIT MSL/MAXIMUM Muffler... 6557, Silentone DIY Muffler... 5542 and two 8907 Adapters and two M200 Clamps

83-84 8 Cyl. Blazer/Jimmy; 305H, 350L Engine (5.0L, 5.7L); 4 W.D.; with Converter **(21725E)**



DIRECT FIT MSL/MAXIMUM Muffler... 6557, Silentone DIY Muffler... 5542 and two 8907 Adapters and two M200 Clamps

82-84 8 Cyl. Blazer/Jimmy; 379 Diesel Engine (6.2L); 4 W.D. **(21727E)**

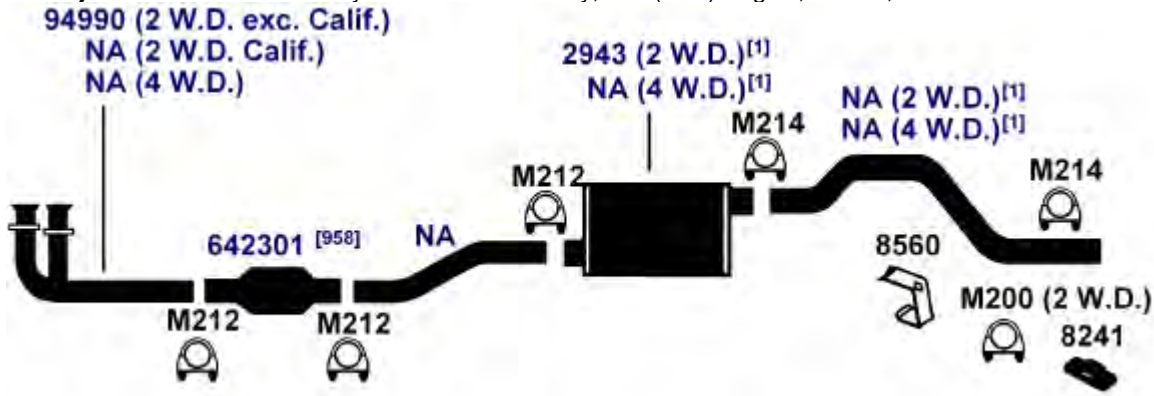


NA-Not Available. NR-Not Required. FL-Remove and Re-Use Old Flange. ● Golden Warehouse. O.E.-Original Equipment.
Airtube Kit [4948] may be required to complete installation. EFI-Electronic Fuel Injection.

[1] OE system was a welded assembly. It is recommended that all parts noted [1] should be replaced. [958] Federal & California Emission vehicles. Not legal for sale for vehicles licensed in California.

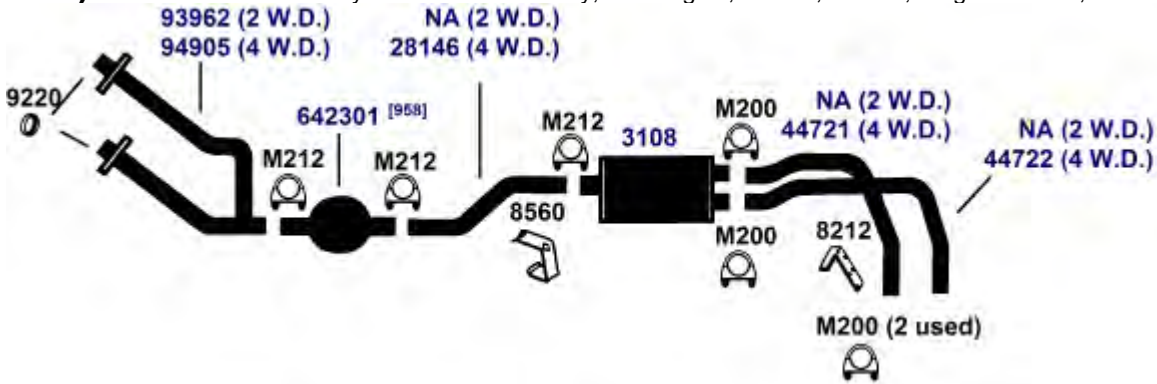
CHEVROLET BLAZER, TAHOE / GMC JIMMY, YUKON (FULL SIZE)

(20410) 1982 6 Cyl. Blazer/Jimmy, 250 (4.1L) Engine, 2 W.D., 4 W.D.



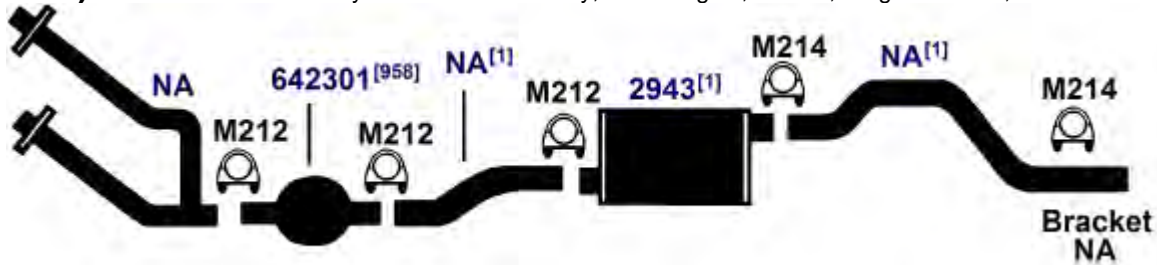
DIRECT FIT MSL/MAXIMUM Muffler... 700051, UNIVERSAL FIT MSL/MAXIMUM Muffler... 6505, Silentone DIY Muffler... 5508

(21724) 81-82 8 Cyl. Blazer/Jimmy, 305 Engine, 2 W.D., 4 W.D.; Single Exhaust, with Converter



DIRECT FIT MSL/MAXIMUM Muffler... 6557, Silentone DIY Muffler... 5542 and two 8907 Adapters and two M200 Clamps

(21722) 1981 8 Cyl. Blazer/Jimmy, 350L Engine, 4 W.D., Single Exhaust, with Converter



DIRECT FIT MSL/MAXIMUM Muffler... 700051, UNIVERSAL FIT MSL/MAXIMUM Muffler... 6505, Silentone DIY Muffler... 5508

NA-Not Available. NR-Not Required. FL-Remove and Re-Use Old Flange. ● Golden Warehouse. O.E.-Original Equipment.
Airtube Kit [4948] may be required to complete installation. EFI-Electronic Fuel Injection.

[1] OE system was a welded assembly. It is recommended that all parts noted [1] should be replaced. [958] Federal & California Emission vehicles. Not legal for sale for vehicles licensed in California.

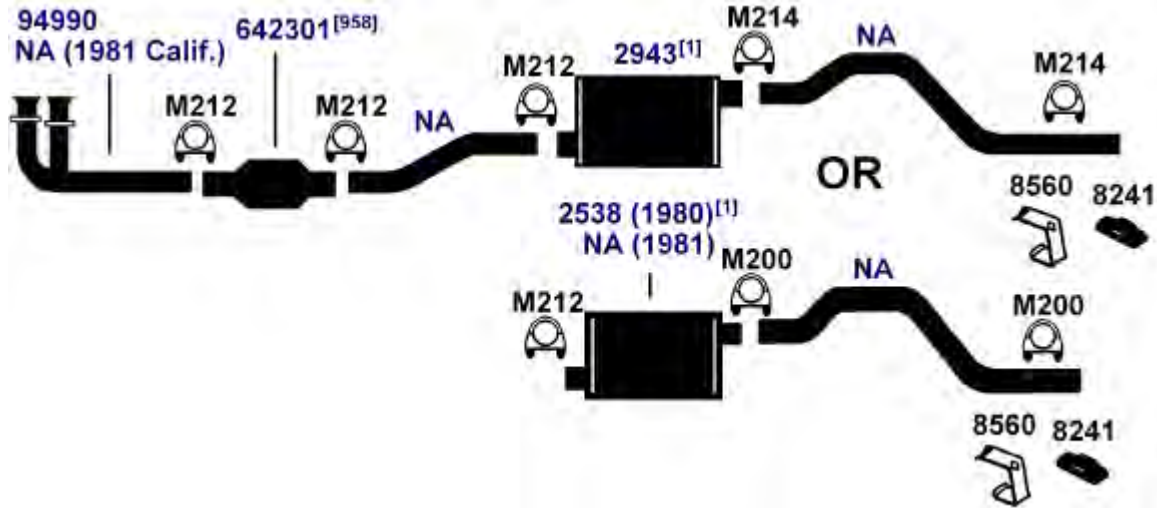
CHEVROLET BLAZER, TAHOE / GMC JIMMY, YUKON (FULL SIZE)

1981 8 Cyl. Blazer/Jimmy, 305 Engine, 2 W.D., Single Exhaust, with Converter (21723)



DIRECT FIT MSL/MAXIMUM Muffler... 700051, UNIVERSAL FIT MSL/MAXIMUM Muffler... 6505, Silentone DIY Muffler... 5508

80-81 6 Cyl. Blazer/Jimmy, 250 Engine, 2 W.D. (20409)



DIRECT FIT MSL/MAXIMUM Muffler... Muffler (2943) - 700051 (w/ 2 1/4" Outlet), Muffler (2538) - 6505 (2" Outlet), UNIVERSAL FIT MSL/MAXIMUM Muffler... Muffler (2943) - 6505 (w/ 2 1/4" Outlet), Silentone DIY Muffler... Muffler (2943) - 5508 (w/ 2 1/4" Outlet), Muffler (2538) - 5512 (2" Outlet)

80-81 6 Cyl. Blazer/Jimmy, 250 Engine, 4 W.D. (20408)



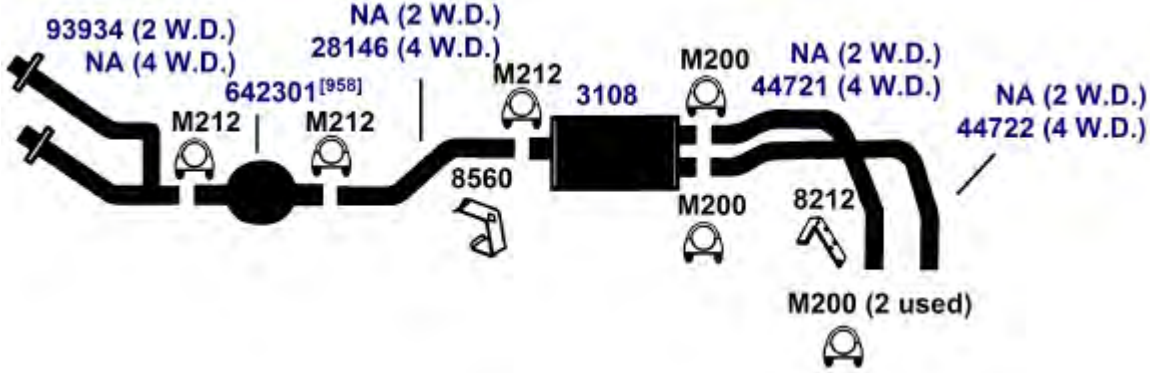
DIRECT FIT MSL/MAXIMUM Muffler... 700051, UNIVERSAL FIT MSL/MAXIMUM Muffler... 6505, Silentone DIY Muffler... 5508

NA-Not Available. NR-Not Required. FL-Remove and Re-Use Old Flange. ● Golden Warehouse. O.E.-Original Equipment.
Airtube Kit [4948] may be required to complete installation. EFI-Electronic Fuel Injection.

[1] OE system was a welded assembly. It is recommended that all parts noted [1] should be replaced. [958] Federal & California Emission vehicles. Not legal for sale for vehicles licensed in California.

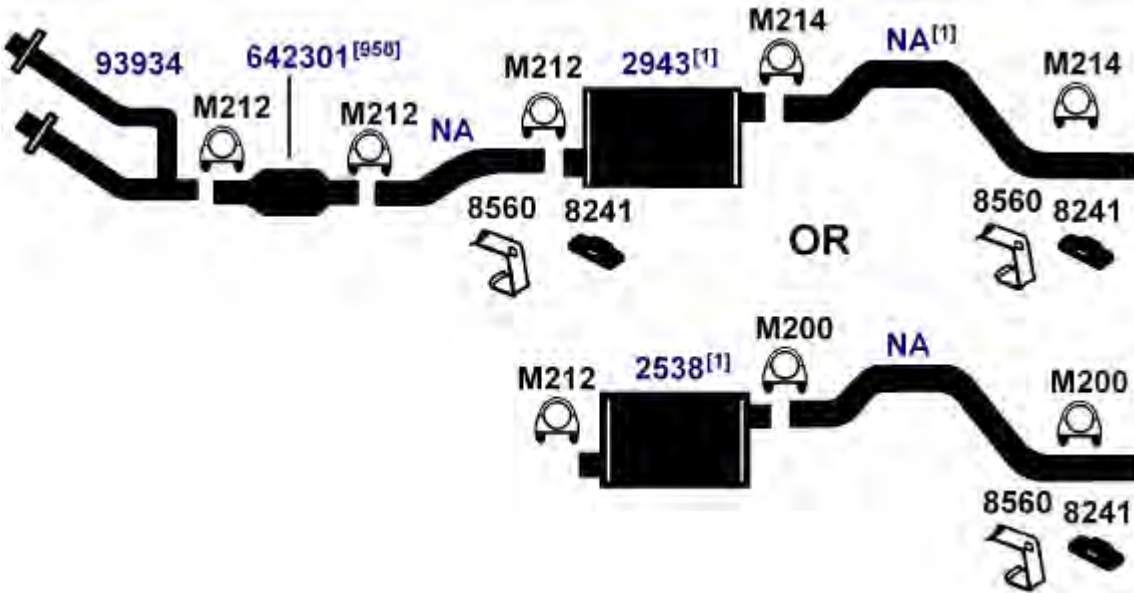
CHEVROLET BLAZER, TAHOE / GMC JIMMY, YUKON (FULL SIZE)

(21720) 1980 8 Cyl. Blazer/Jimmy, 350 Engine, 2 W.D., 4 W.D.; Single Exhaust, with Converter



DIRECT FIT MSL/MAXIMUM Muffler... 6557, Silentone DIY Muffler... 5542 and two 8907 Adapters and two M200 Clamps

(21721) 1980 8 Cyl. Blazer/Jimmy, 305 Engine, 2 W.D., Single Exhaust, with Converter



DIRECT FIT MSL/MAXIMUM Muffler... 2 1/4" TAILPIPE-, Right 700051, 2" TAIL PIPE-, Left 6505, UNIVERSAL FIT MSL/MAXIMUM Muffler... 2 1/4" TAILPIPE-, Right 6505, Silentone DIY Muffler... 2 1/4" TAILPIPE-, Right 5508, 2" TAIL PIPE-, Left 5512

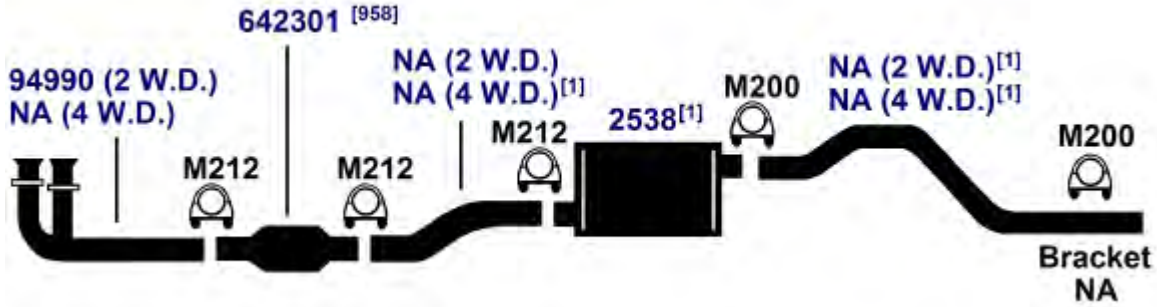
NA-Not Available. NR-Not Required. FL-Remove and Re-Use Old Flange. ● Golden Warehouse. O.E.-Original Equipment.
Airtube Kit [4948] may be required to complete installation. EFI-Electronic Fuel Injection.

[1] OE system was a welded assembly. It is recommended that all parts noted [1] should be replaced. [958] Federal & California Emission vehicles. Not legal for sale for vehicles licensed in California.

CHEVROLET BLAZER, TAHOE / GMC JIMMY, YUKON (FULL SIZE)

1979 6 Cyl. Blazer/Jimmy, 250 Engine, 2 W.D., 4 W.D.

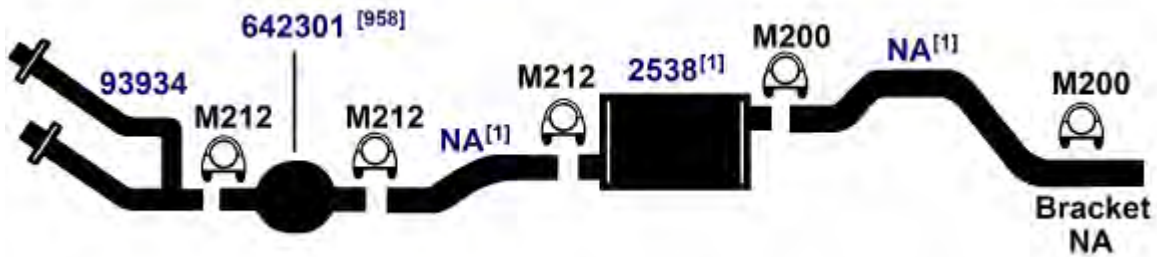
(20407)



DIRECT FIT MSL/MAXIMUM Muffler... 6505, Silentone DIY Muffler... 5512

1979 8 Cyl. Blazer/Jimmy, 305, 350 Engine; 2 W.D.; Single Exhaust, with Converter

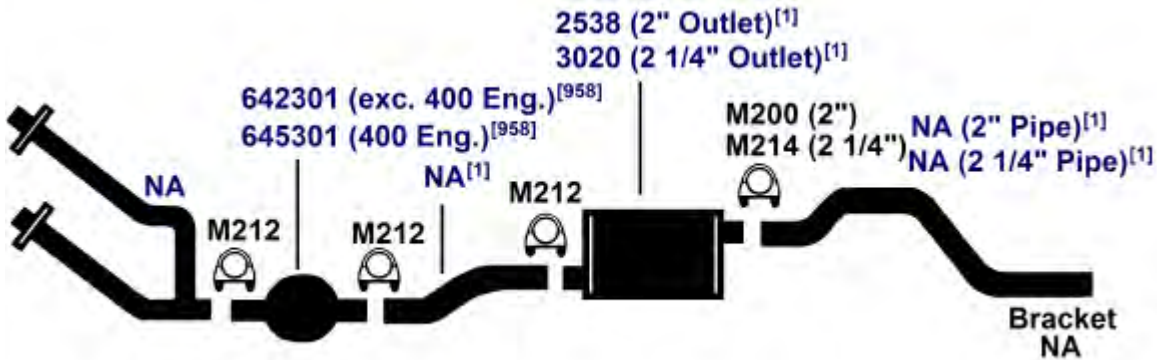
(21719)



DIRECT FIT MSL/MAXIMUM Muffler... 6505, Silentone DIY Muffler... 5512

1979 8 Cyl. Blazer/Jimmy, 305, 350 400 Engine; 4 W.D.; Single Exhaust, with Converter

(21718)



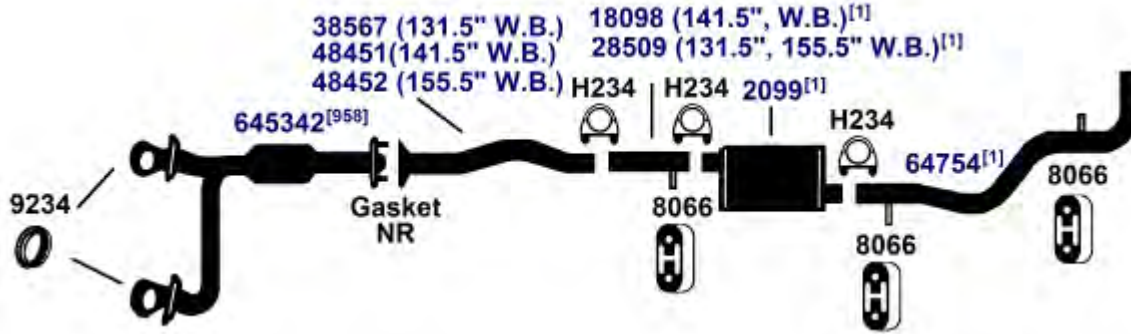
DIRECT FIT MSL/MAXIMUM Muffler... 2" OUTLET- 6505 (2" Outlet), UNIVERSAL FIT MSL/MAXIMUM Muffler... 2 1/4" OUTLET- 6505 (2 1/4" Outlet), Silentone DIY Muffler... 2" OUTLET- 5512 (2" Outlet), 2 1/4" OUTLET- 5508 (2 1/4" Outlet)

NA-Not Available. NR-Not Required. FL-Remove and Re-Use Old Flange. ● Golden Warehouse. O.E.-Original Equipment.
Airtube Kit [4948] may be required to complete installation. EFI-Electronic Fuel Injection.

[1] OE system was a welded assembly. It is recommended that all parts noted [1] should be replaced. [958] Federal & California Emission vehicles. Not legal for sale for vehicles licensed in California.

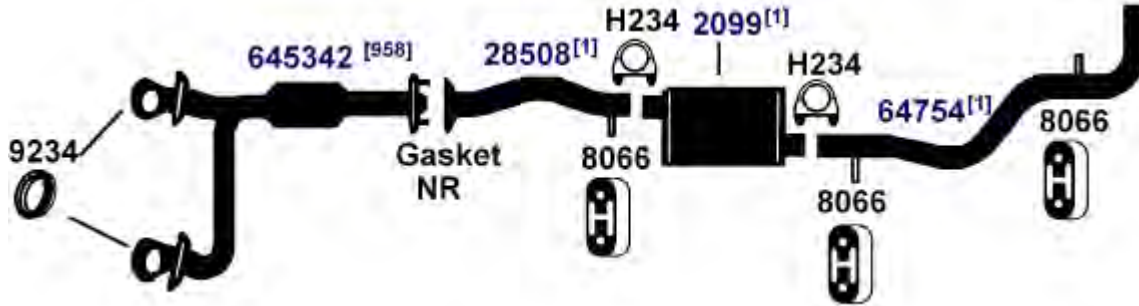
CHEVROLET C10/1500, R10/1500 SERIES 2WD PICKUP

(20624) 1994 6 Cyl. C1500; 131.5", 141.5", 155.5" W.B.; 262 (4.3L) Engine; 2 W.D.; 1/2 Ton



DIRECT FIT MSL/MAXIMUM Muffler... 700158, Silentone DIY Muffler... 5570

(20625) 1994 6 Cyl. C1500, 117.5" W.B.; 262 (4.3L) Engine; 2 W.D.; 1/2 Ton



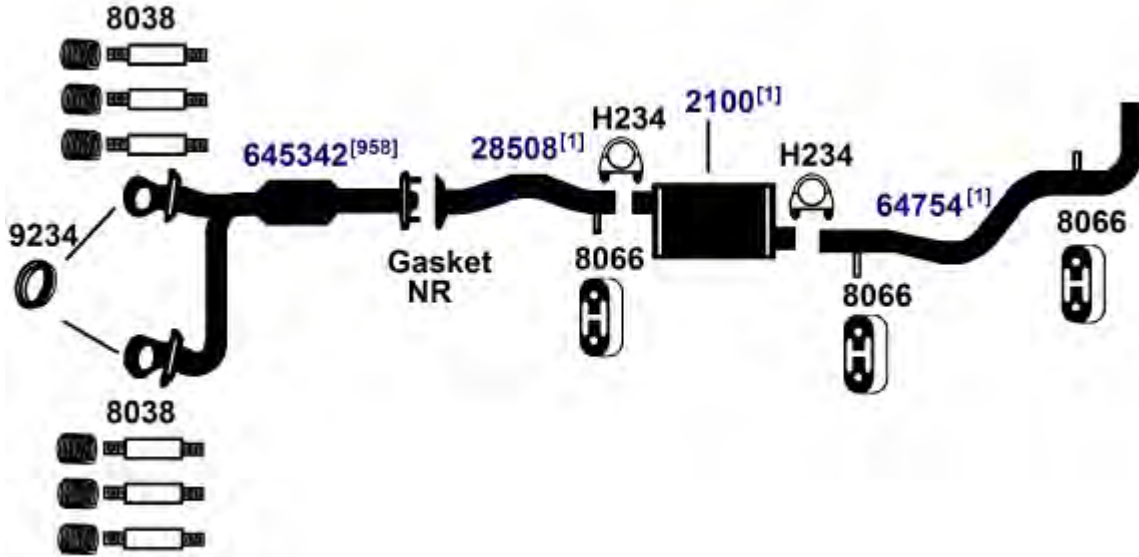
DIRECT FIT MSL/MAXIMUM Muffler... 700158, Silentone DIY Muffler... 5570

NA-Not Available. NR-Not Required. FL-Remove and Re-Use Old Flange. ● Golden Warehouse. O.E.-Original Equipment.
Airtube Kit [4948] may be required to complete installation. EFI-Electronic Fuel Injection.

[1] OE system was a welded assembly. It is recommended that all parts noted [1] should be replaced. [958] Federal & California Emission vehicles. Not legal for sale for vehicles licensed in California.

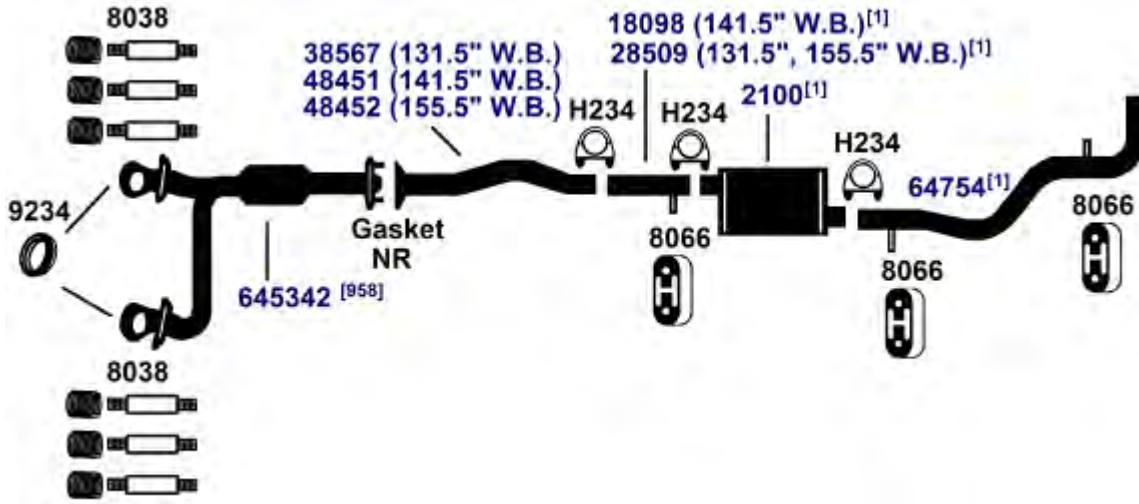
CHEVROLET C10/1500, R10/1500 SERIES 2WD PICKUP

1994 8 Cyl. C1500; 117.5" W.B.; 305H, 350K Engine (5.0L, 5.7L); 1/2 Ton **(21971)**



DIRECT FIT MSL/MAXIMUM Muffler... 700142, Silentone DIY Muffler... 5571 and 8961 Connector

1994 8 Cyl. C1500; 131.5", 141.5", 155.5" W.B.; 305H, 350K Engine (5.0L, 5.7L) 2 W.D.; 1/2 Ton **(21970)**



DIRECT FIT MSL/MAXIMUM Muffler... 700142, Silentone DIY Muffler... 5571 and 8961 Connector

NA-Not Available. NR-Not Required. FL-Remove and Re-Use Old Flange. ● Golden Warehouse. O.E.-Original Equipment.
Airtube Kit [4948] may be required to complete installation. EFI-Electronic Fuel Injection.

[1] OE system was a welded assembly. It is recommended that all parts noted [1] should be replaced. [958] Federal & California Emission vehicles. Not legal for sale for vehicles licensed in California.

CHEVROLET C10/1500, R10/1500 SERIES 2WD PICKUP

(100530) 1994 8 Cyl. C1500; 155.5" W.B.; 395F Turbo Diesel Engine (6.5L); 2 W.D.; 1/2 Ton

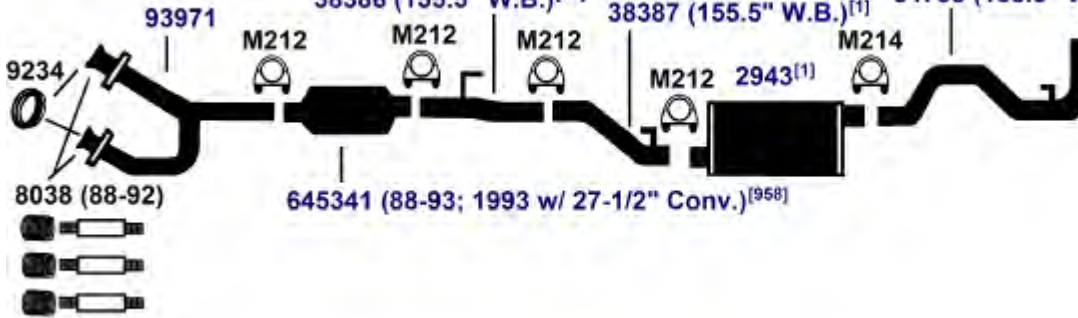


DIRECT FIT MSL/MAXIMUM Muffler... 700336, Silentone DIY Muffler... 5571 and 8963 Connector

(21953) 1993 8 Cyl. C1500; 141.5", 155.5" W.B.; 305H Engine (5.0L) 2 W.D.; 1/2 Ton; except Closed Coupled Exhaust [39]

88-92 8 Cyl. C1500; 141.5", 155.5" W.B.; 305H Engine (5.0L) 2 W.D.; 1/2 Ton

38469 (141.5" W.B.)^[93] 54787 (141.5" W.B.)^[1]
 38386 (155.5" W.B.)^[93] 38387 (155.5" W.B.)^[1] 54788 (155.5" W.B.)^[1]

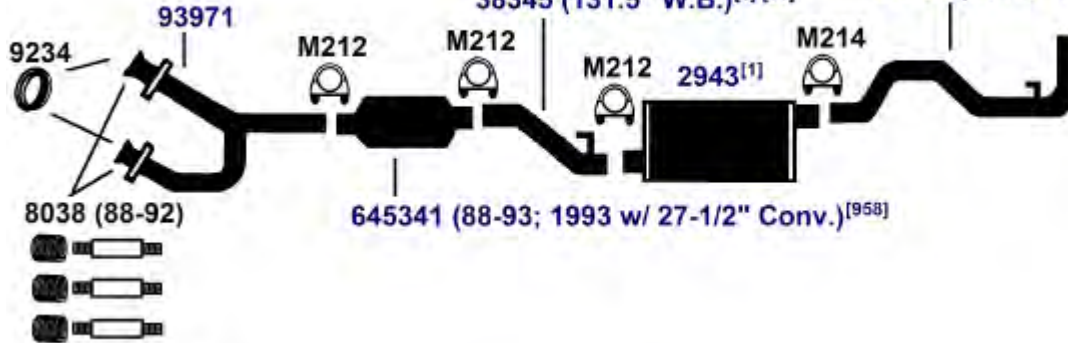


DIRECT FIT MSL/MAXIMUM Muffler... 700051, UNIVERSAL FIT MSL/MAXIMUM Muffler... 6505, Silentone DIY Muffler... 5508

(21957) 1993 8 Cyl. C1500; 117.5", 131.5" W.B.; 305H Engine (5.0L) 2 W.D.; 1/2 Ton; except Closed Coupled Exhaust [39]

88-92 8 Cyl. C1500; 117.5", 131.5" W.B.; 305H Engine (5.0L) 2 W.D.; 1/2 Ton

28241 (117.5" W.B.)^[1] ^[93] 54787 (117.5" W.B.)^[1]
 38345 (131.5" W.B.)^[1] ^[93] 54788 (131.5" W.B.)^[1]



DIRECT FIT MSL/MAXIMUM Muffler... 700051, UNIVERSAL FIT MSL/MAXIMUM Muffler... 6505, Silentone DIY Muffler... 5508

NA-Not Available. NR-Not Required. FL-Remove and Re-Use Old Flange. ● Golden Warehouse. O.E.-Original Equipment.

Airtube Kit [4948] may be required to complete installation. EFI-Electronic Fuel Injection.

[1] OE system was a welded assembly. It is recommended that all parts noted [1] should be replaced.

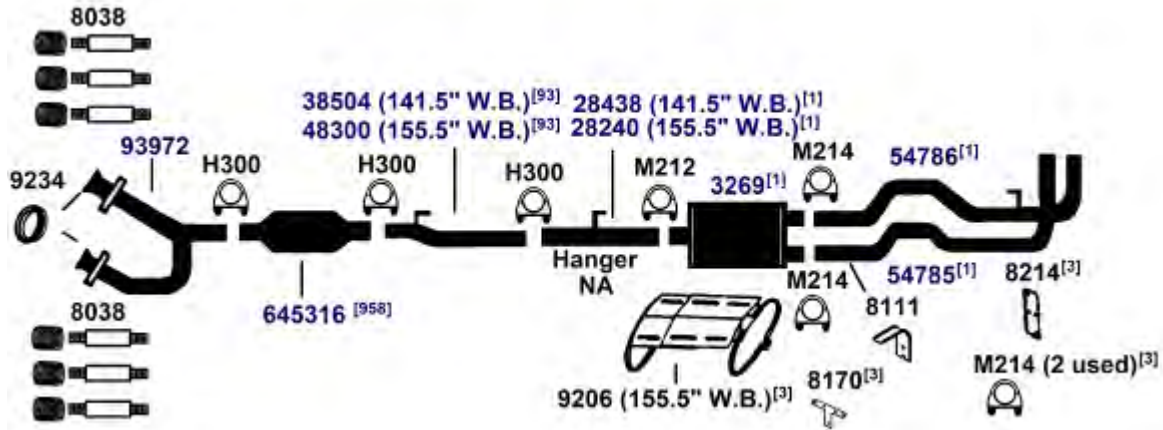
[93] Locating clip must be knocked off OEM converter for proper installation.

[98] Refer to current Catalytic Converter catalog or Website catalog for availability.

[958] Federal & California Emission vehicles. Not legal for sale for vehicles licensed in California.

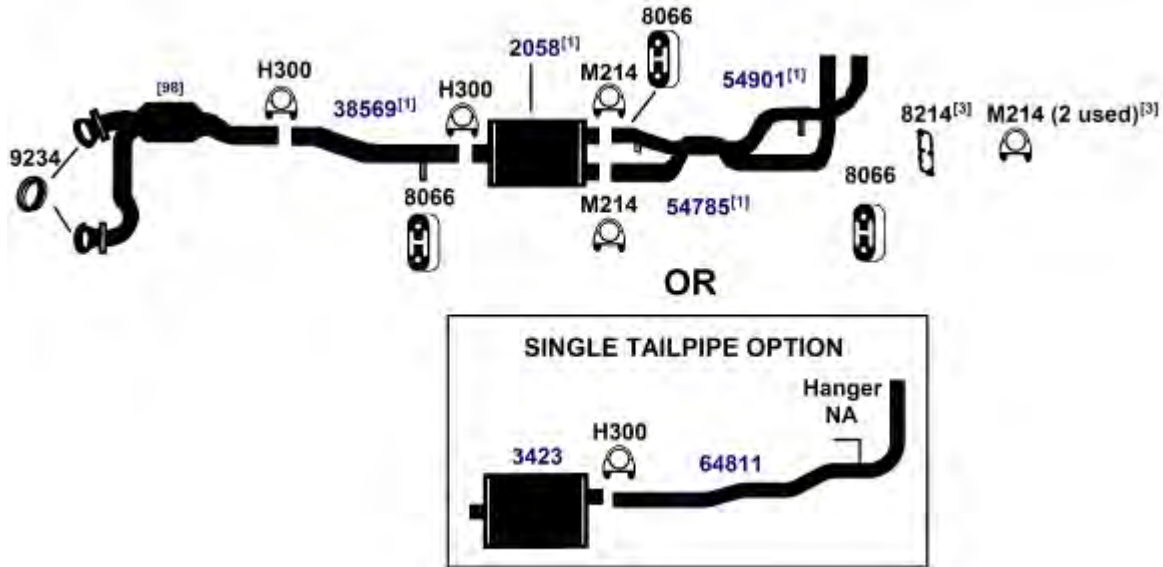
CHEVROLET C10/1500, R10/1500 SERIES 2WD PICKUP

1993	8 Cyl.	C1500; 141.5", 155.5" W.B.; 350K Engine (5.7L) 2 W.D.; 1/2 Ton; except Closed Coupled Exhaust [39]; with 2 1/2" Muffler Inlet
1992	8 Cyl.	C1500; 141.5", 155.5" W.B.; 350K Engine (5.7L) 2 W.D.; 1/2 Ton; with 2 1/2" Muffler Inlet



DIRECT FIT MSL/MAXIMUM Muffler... 700104, UNIVERSAL FIT MSL/MAXIMUM Muffler... 6557, 6576, Silentone DIY Muffler... 5542 and two 8911 Connectors and two M200 Clamps

1993	8 Cyl.	C1500; 131.5" W.B.; 350K Engine (5.7L) 2 W.D.; 1/2 Ton; Closed Coupled [39] Exhaust
------	--------	---



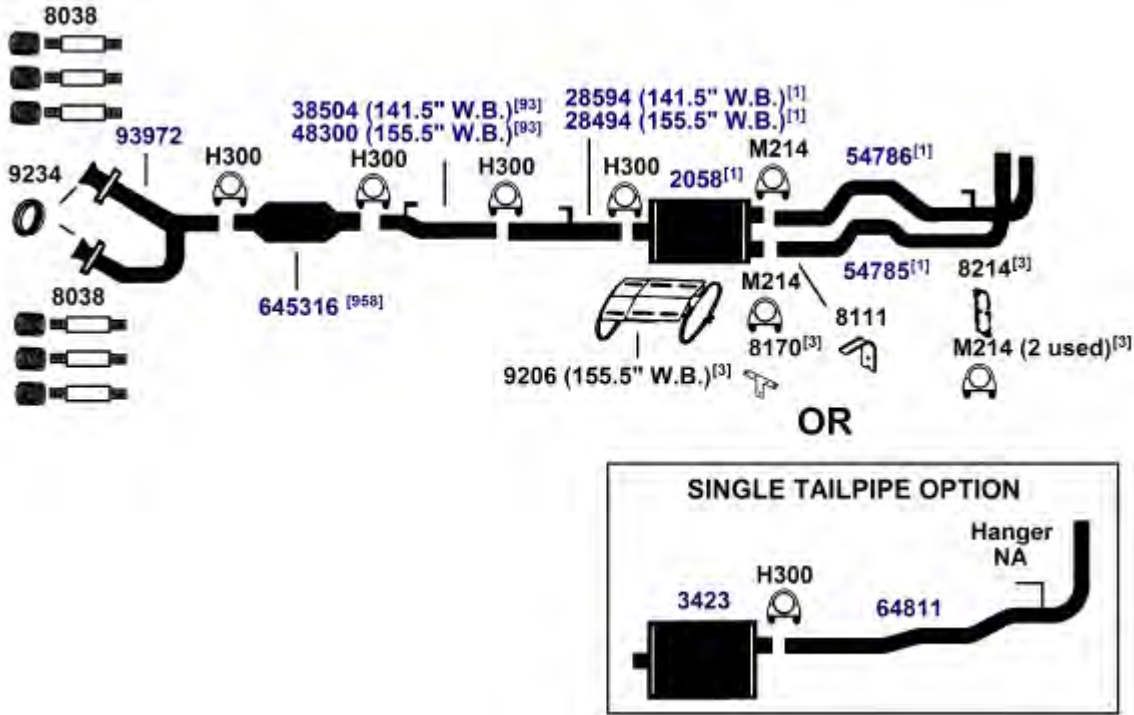
DIRECT FIT MSL/MAXIMUM Muffler... Muffler (2058)- 6576, Muffler (3423)- 700126 (w/ Single Tailpipe Option), Silentone DIY Muffler... Muffler (3423)- 5568 (w/ Single Tailpipe Option)

NA-Not Available. NR-Not Required. FL-Remove and Re-Use Old Flange. ● Golden Warehouse. O.E.-Original Equipment.
Airtube Kit [4948] may be required to complete installation. EFI-Electronic Fuel Injection.

- [1] OE system was a welded assembly. It is recommended that all parts noted [1] should be replaced.
- [2] Refer to current Catalytic Converter catalog or Website catalog for availability.
- [3] Required for installation.
- [4] Federal & California Emission vehicles. Not legal for sale for vehicles licensed in California.
- [5] Locating clip must be knocked off OEM converter for proper installation.

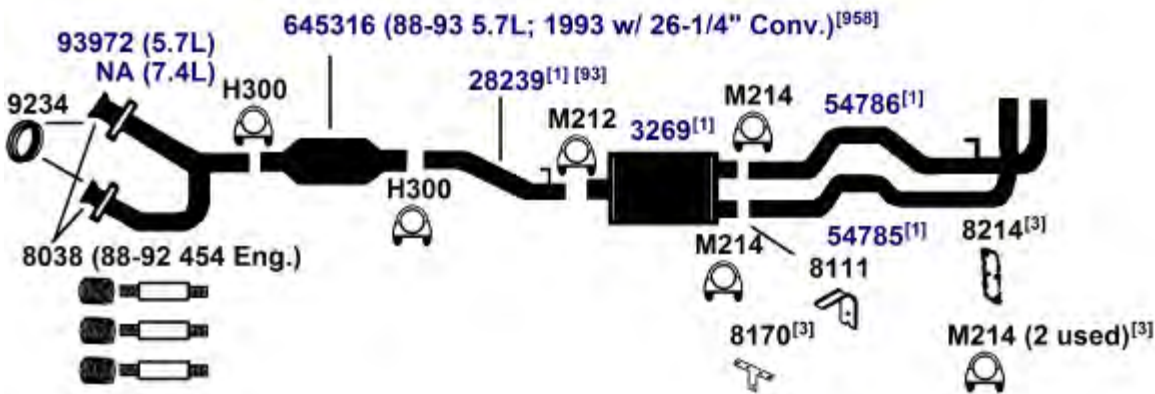
CHEVROLET C10/1500, R10/1500 SERIES 2WD PICKUP

(100062)	1993	8 Cyl.	C1500; 141.5", 155.5" W.B.; 350K Engine (5.7L); 2 W.D.; 1/2 Ton; except Closed Coupled Exhaust [39] with 3" Muffler Inlet
	1992	8 Cyl.	C1500; 141.5", 155.5" W.B.; 350K Engine (5.7L); 2 W.D.; 1/2 Ton; except Closed Coupled Exhaust [39] with 3" Muffler Inlet



DIRECT FIT MSL/MAXIMUM Muffler... Muffler (2058)- 6576, Muffler (3423)- 700126 (w/ Single Tailpipe Option), Silentone DIY Muffler... Muffler (3423)- 5568 (w/ Single Tailpipe Option)

(21958)	1993	8 Cyl.	C1500; 117.5" W.B.; 350K Engine (5.7L) 2 W.D.; 1/2 Ton; except Closed Coupled Exhaust [39]; with 2 1/2" Muffler Inlet
	88-92	8 Cyl.	C1500; 117.5" W.B.; 350K Engine (5.7L) 2 W.D.; 1/2 Ton; with 2 1/2" Muffler inlet
	1990	8 Cyl.	C1500; 117.5" W.B.; 454N Engine (7.4L) 2 W.D.; 1/2 Ton (454SS Model), with 2 1/2" Muffler Inlet



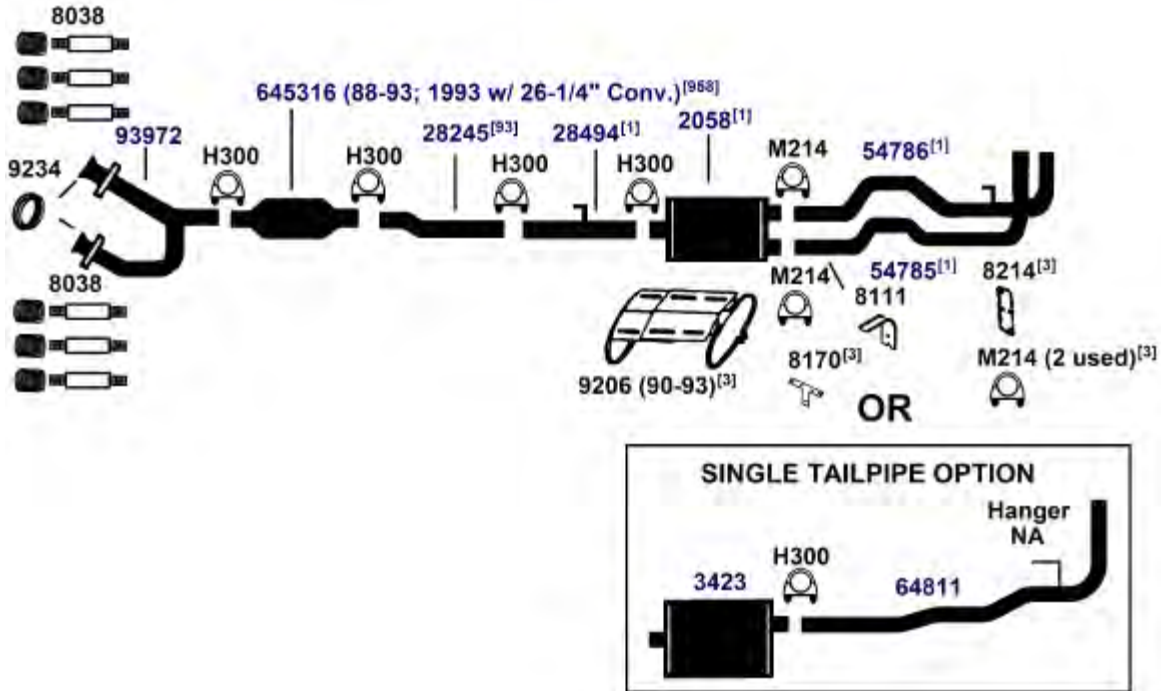
DIRECT FIT MSL/MAXIMUM Muffler... 700104, UNIVERSAL FIT MSL/MAXIMUM Muffler... 6557, 6576, Silentone DIY Muffler... 5542 and two 8911 Connectors and two M200 Clamps

NA-Not Available. NR-Not Required. FL-Remove and Re-Use Old Flange. ● Golden Warehouse. O.E.-Original Equipment.
Airtube Kit [4948] may be required to complete installation. EFI-Electronic Fuel Injection.

- [1] OE system was a welded assembly. It is recommended that all parts noted [1] should be replaced.
- [3] Required for installation.
- [93] Locating clip must be knocked off OEM converter for proper installation.
- [98] Refer to current Catalytic Converter catalog or Website catalog for availability.
- [958] Federal & California Emission vehicles. Not legal for sale for vehicles licensed in California.

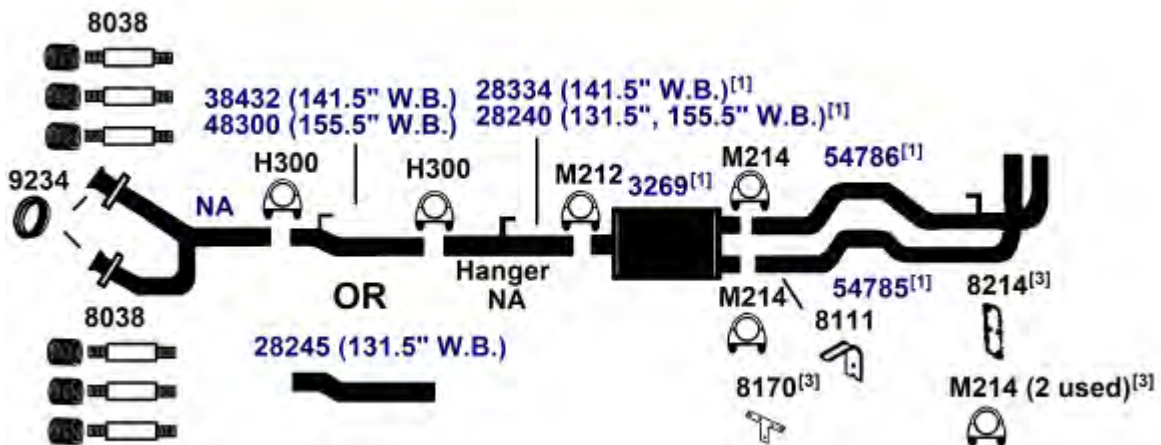
CHEVROLET C10/1500, R10/1500 SERIES 2WD PICKUP

1993	8 Cyl.	C1500; 131.5" W.B.; 350K Engine (5.7L); 2 W.D.; 1/2 Ton; except Closed Coupled Exhaust with 3" Muffler Inlet	(100064)
88-92	8 Cyl.	C1500; 131.5", W.B.; 350K Engine (5.7L); 2 W.D.; 1/2 Ton with 3" Muffler Inlet	



DIRECT FIT MSL/MAXIMUM Muffler... Muffler (2058)- 6576, Muffler (3423)- 700126 (w/ Single Tailpipe Option), Silentone DIY Muffler... Muffler (3423)- 5568 (w/ Single Tailpipe Option)

1993	8 Cyl.	C1500; 131.5", 141.5", 155.5" W.B.; 379 Diesel Engine (6.2L); 2 W.D.; 1/2 Ton; with 2 1/2" Muffler Inlet	(21959)
88-92	8 Cyl.	C1500; 131.5", 141.5", 155.5" W.B.; 379 Diesel Engine (6.2L); 2 W.D.; 1/2 Ton; with 2 1/2" Muffler Inlet	



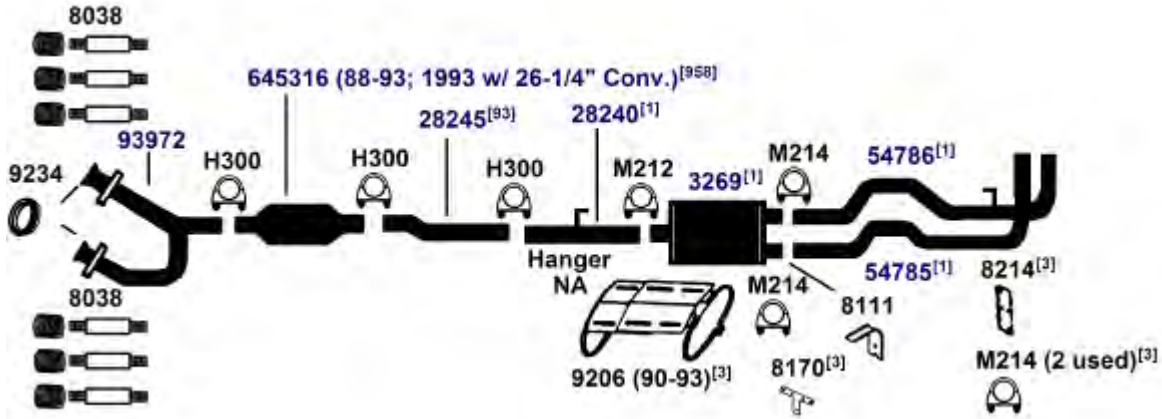
DIRECT FIT MSL/MAXIMUM Muffler... 700104, UNIVERSAL FIT MSL/MAXIMUM Muffler... 6557, 6576, Silentone DIY Muffler... 5542 and two 8911 Connectors and two M200 Clamps

NA-Not Available. NR-Not Required. FL-Remove and Re-Use Old Flange. ● Golden Warehouse. O.E.-Original Equipment.
Airtube Kit [4948] may be required to complete installation. EFI-Electronic Fuel Injection.

- [1] OE system was a welded assembly. It is recommended that all parts noted [1] should be replaced.
- [2] Locating clip must be knocked off OEM converter for proper installation.
- [3] Required for installation.
- [958] Federal & California Emission vehicles. Not legal for sale for vehicles licensed in California.

CHEVROLET C10/1500, R10/1500 SERIES 2WD PICKUP

(21956)	1993	8 Cyl.	C1500; 131.5" W.B.; 350K Engine (5.7L) 2 W.D.; 1/2 Ton; except Closed Coupled Exhaust [39]; with 2 1/2" Muffler Inlet
	88-92	8 Cyl.	C1500; 131.5" W.B.; 350K Engine (5.7L) 2 W.D.; 1/2 Ton; with 2 1/2" Muffler Inlet



DIRECT FIT MSL/MAXIMUM Muffler... 700104, UNIVERSAL FIT MSL/MAXIMUM Muffler... 6557, 6576, Silentone DIY Muffler... 5542 and two 8911 Connectors and two M200 Clamps

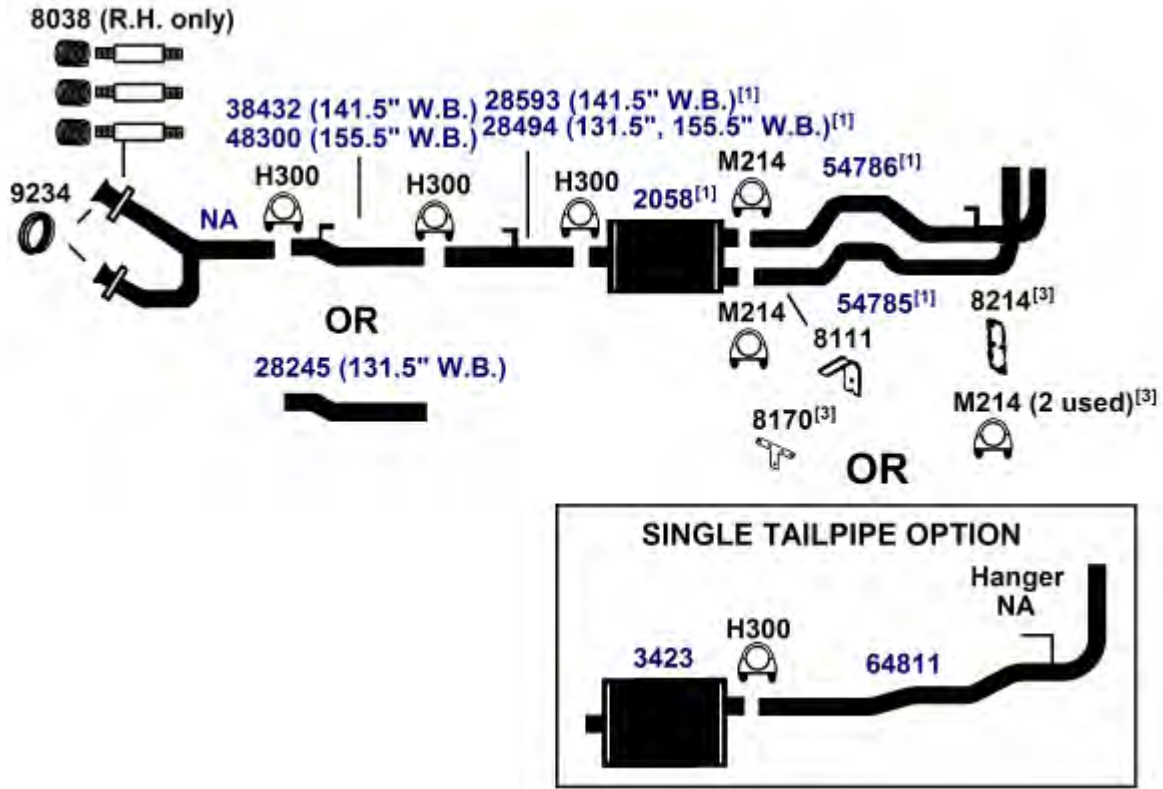
NA-Not Available. NR-Not Required. FL-Remove and Re-Use Old Flange. ● Golden Warehouse. O.E.-Original Equipment.
Airtube Kit [4948] may be required to complete installation. EFI-Electronic Fuel Injection.

- [1] OE system was a welded assembly. It is recommended that all parts noted [1] should be replaced.
[3] Required for installation.

- [93] Locating clip must be knocked off OEM converter for proper installation.
[958] Federal & California Emission vehicles. Not legal for sale for vehicles licensed in California.

CHEVROLET C10/1500, R10/1500 SERIES 2WD PICKUP

1993	8 Cyl.	C1500; 131.5", 141.5", 155.5" W.B., 379 Diesel Engine (6.2L); 2 W.D.; 1/2 Ton; (100065) with 3" Muffler Inlet
88-92	8 Cyl.	C1500; 131.5", 141.5", 155.5" W.B., 379 Diesel Engine (6.2L); 2 W.D.; 1/2 Ton with 3" Muffler Inlet



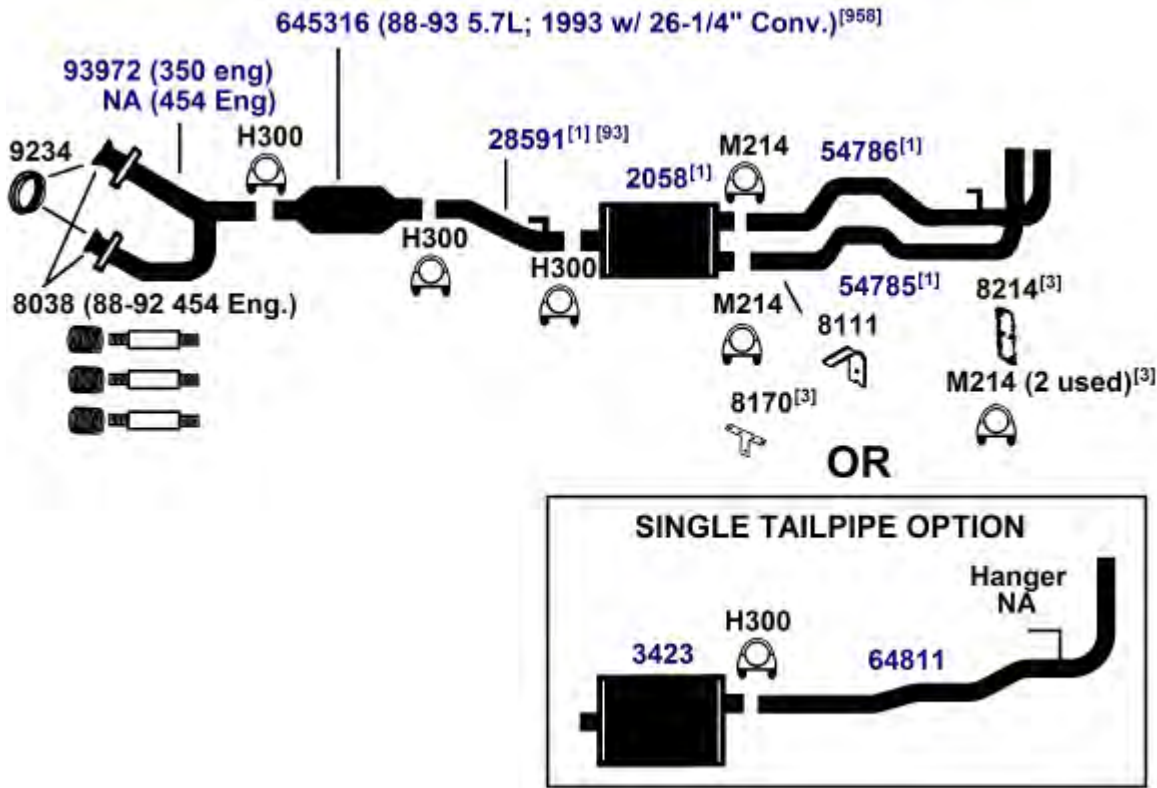
DIRECT FIT MSL/MAXIMUM Muffler... Muffler (2058)- 6576, Muffler (3423)- 700126 (w/ Single Tailpipe Option), Silentone DIY Muffler... Muffler (3423)- 5568 (w/ Single Tailpipe Option)

NA-Not Available. NR-Not Required. FL-Remove and Re-Use Old Flange. ● Golden Warehouse. O.E.-Original Equipment.
Airtube Kit [4948] may be required to complete installation. EFI-Electronic Fuel Injection.

[1] OE system was a welded assembly. It is recommended that all parts noted [1] [3] Required for installation. should be replaced.

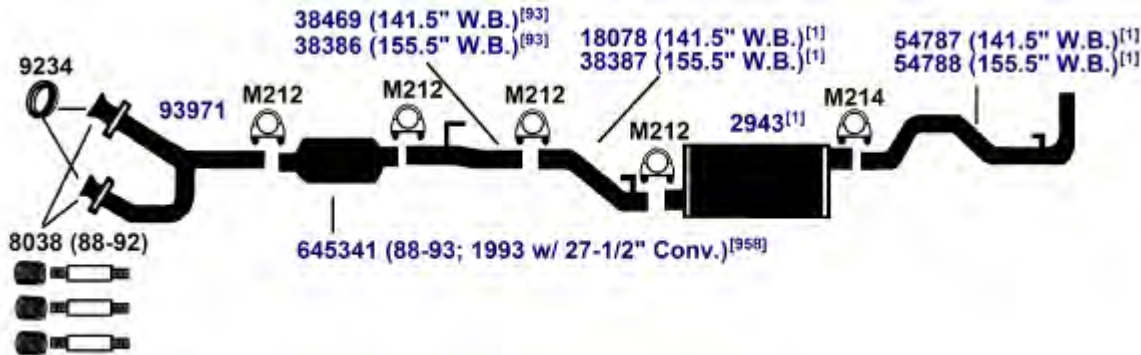
CHEVROLET C10/1500, R10/1500 SERIES 2WD PICKUP

(100063)	1993	8 Cyl.	C1500; 117.5" W.B.; 350K Engine (5.7L); 2 W.D.; 1/2 Ton; except Closed Coupled Exhaust [39] with 3" Muffler Inlet
	88-92	8 Cyl.	C1500; 117.5" W.B.; 350K Engine (5.7L); 2 W.D.; 1/2 Ton with 3" Muffler Inlet
	1990	8 Cyl.	C1500; 117.5" W.B.; 454N Engine (7.4L); 2 W.D.; 1/2 Ton; (454SS Model) with 3" Muffler Inlet



DIRECT FIT MSL/MAXIMUM Muffler... Muffler (2058)- 6576, Muffler (3423)- 700126 (w/ Single Tailpipe Option), Silentone DIY Muffler... Muffler (3423)- 5568 (w/ Single Tailpipe Option)

(20621)	89-93	6 Cyl.	C1500; 141.5" W.B.; 262 (4.3L) Engine; 2 W.D.; 1/2 Ton; except 1993 Closed Coupled Exhaust [39]
	88-93	6 Cyl.	C1500; 155.5" W.B.; 262 (4.3L) Engine; 2 W.D.; 1/2 Ton; except 1993 Closed Coupled Exhaust [39]



DIRECT FIT MSL/MAXIMUM Muffler... 700051, UNIVERSAL FIT MSL/MAXIMUM Muffler... 6505, Silentone DIY Muffler... 5508

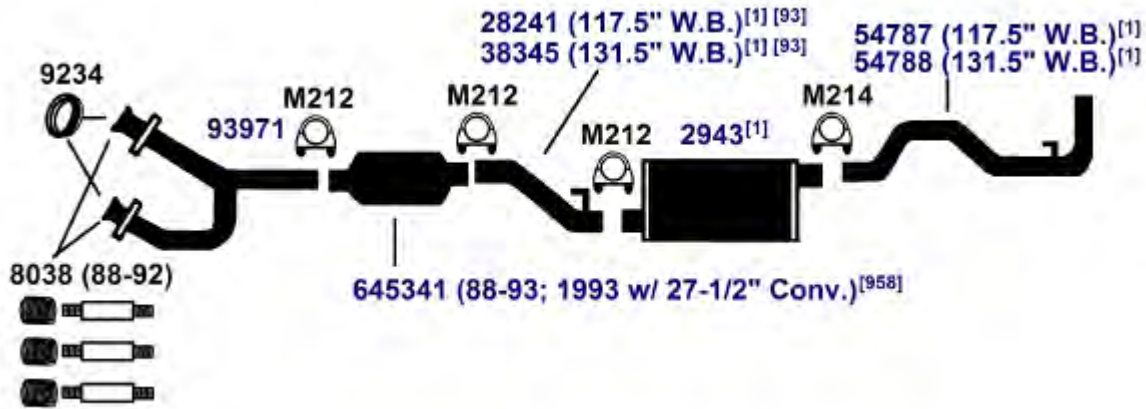
NA-Not Available. NR-Not Required. FL-Remove and Re-Use Old Flange. ● Golden Warehouse. O.E.-Original Equipment.
Airtube Kit [4948] may be required to complete installation. EFI-Electronic Fuel Injection.

[1] OE system was a welded assembly. It is recommended that all parts noted [1] should be replaced.
[3] Required for installation.
[93] Locating clip must be knocked off OEM converter for proper installation.

[98] Refer to current Catalytic Converter catalog or Website catalog for availability.
[958] Federal & California Emission vehicles. Not legal for sale for vehicles licensed in California.

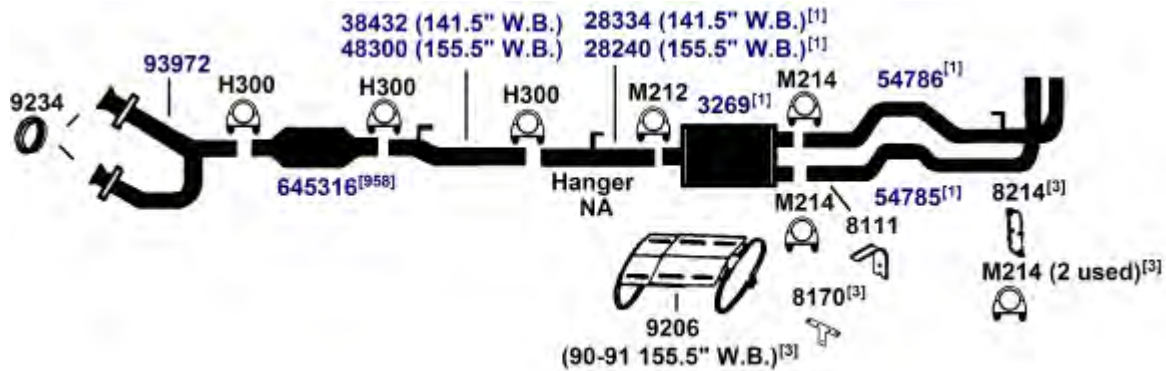
CHEVROLET C10/1500, R10/1500 SERIES 2WD PICKUP

88-93 6 Cyl. C1500; 117.5", 131.5" W.B.; 262 (4.3L) Engine; 2W.D.; 1/2 Ton; except 1993 **(20623)**
 Closed Coupled Exhaust [39]



DIRECT FIT MSL/MAXIMUM Muffler... 700051, UNIVERSAL FIT MSL/MAXIMUM Muffler... 6505, Silentone DIY Muffler... 5508

88-91 8 Cyl. C1500; 141.5", 155.5" W.B.; 350K Engine (5.7L); 2 W.D.; 1/2 Ton; with 2 1/2" **(21954)**
 Muffler Inlet



DIRECT FIT MSL/MAXIMUM Muffler... 700104, UNIVERSAL FIT MSL/MAXIMUM Muffler... 6557, 6576, Silentone DIY Muffler... 5542 and two 8911 Connectors and two M200 Clamps

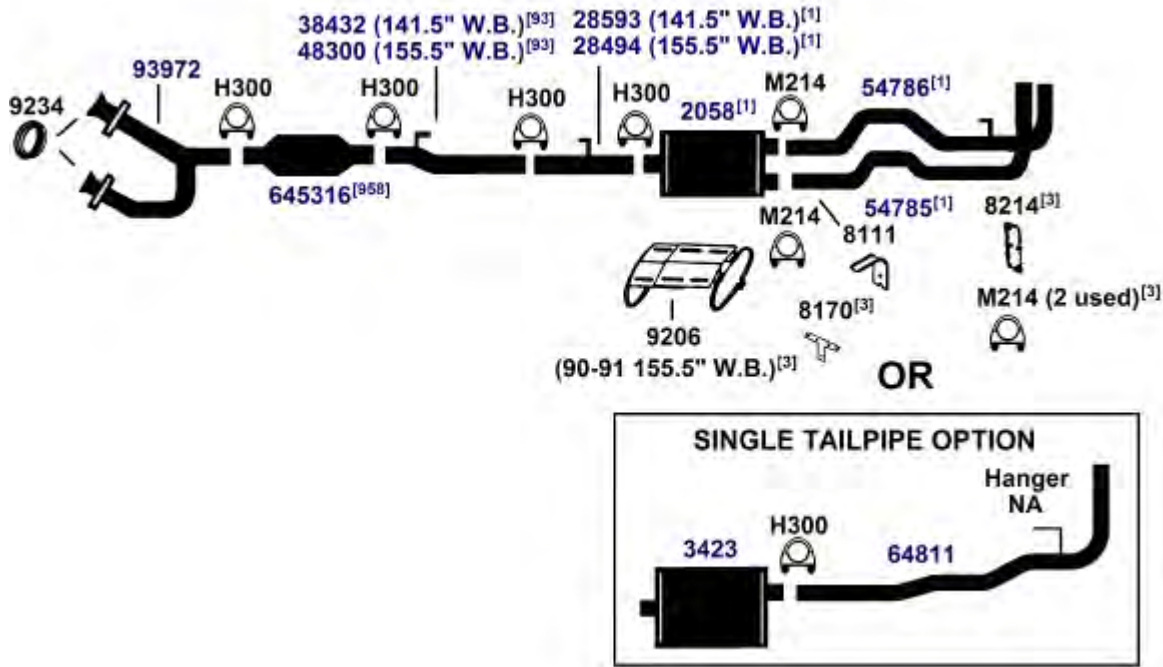
NA-Not Available. NR-Not Required. FL-Remove and Re-Use Old Flange. ● Golden Warehouse. O.E.-Original Equipment.
 # Airtube Kit [4948] may be required to complete installation. EFI-Electronic Fuel Injection.

- [1] OE system was a welded assembly. It is recommended that all parts noted [1] should be replaced.
- [3] Required for installation.

- [93] Locating clip must be knocked off OEM converter for proper installation.
- [958] Federal & California Emission vehicles. Not legal for sale for vehicles licensed in California.

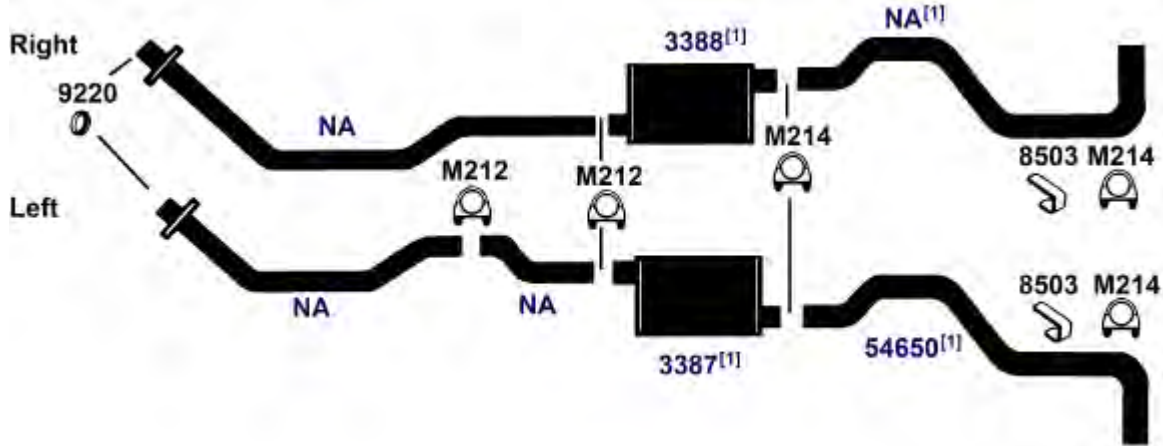
CHEVROLET C10/1500, R10/1500 SERIES 2WD PICKUP

(100067) 88-91 8 Cyl. C1500; 141.5", 155.5" W.B.; 350K Engine (5.7L); 2 W.D.; 1/2 Ton with 3" Muffler Inlet



DIRECT FIT MSL/MAXIMUM Muffler... Muffler (2058)- 6576, Muffler (3423)- 700126 (w/ Single Tailpipe Option), Silentone DIY Muffler... Muffler (3423)- 5568 (w/ Single Tailpipe Option)

(21962) 1987 8 Cyl. R10/R1500; 117.5" W.B.; 379 Diesel Engine (6.2L); 2 W.D.; 1/2 Ton
 85-86 8 Cyl. C10/C1500; 117.5" W.B.; 379 Diesel Engine (6.2L); 2 W.D.; 1/2 Ton



DIRECT FIT MSL/MAXIMUM Muffler... Right Muffler- 6505, Left Muffler- 700361, 6505, UNIVERSAL FIT MSL/MAXIMUM Muffler... Right Muffler- 6505, Left Muffler- 6505

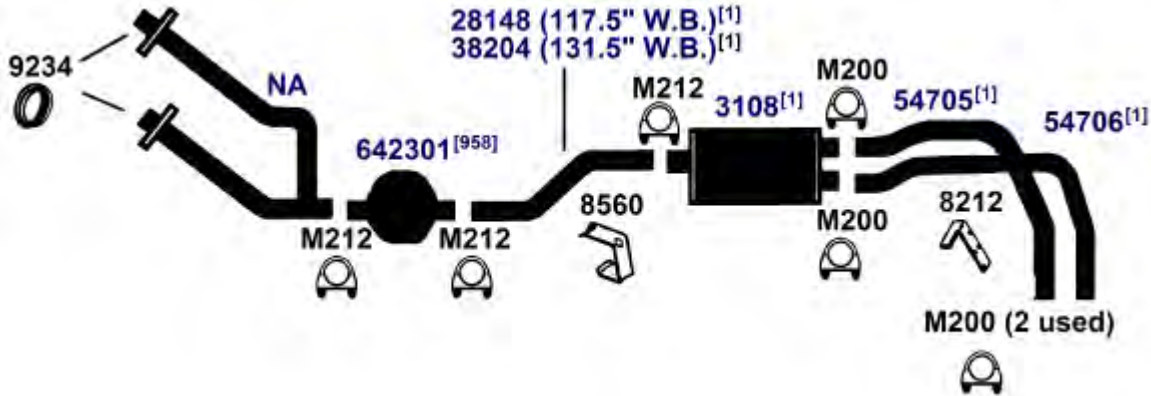
NA-Not Available. NR-Not Required. FL-Remove and Re-Use Old Flange. ● Golden Warehouse. O.E.-Original Equipment.
 # Airtube Kit [4948] may be required to complete installation. EFI-Electronic Fuel Injection.

[1] OE system was a welded assembly. It is recommended that all parts noted [1] should be replaced.
 [3] Required for installation.

[93] Locating clip must be knocked off OEM converter for proper installation.
 [958] Federal & California Emission vehicles. Not legal for sale for vehicles licensed in California.

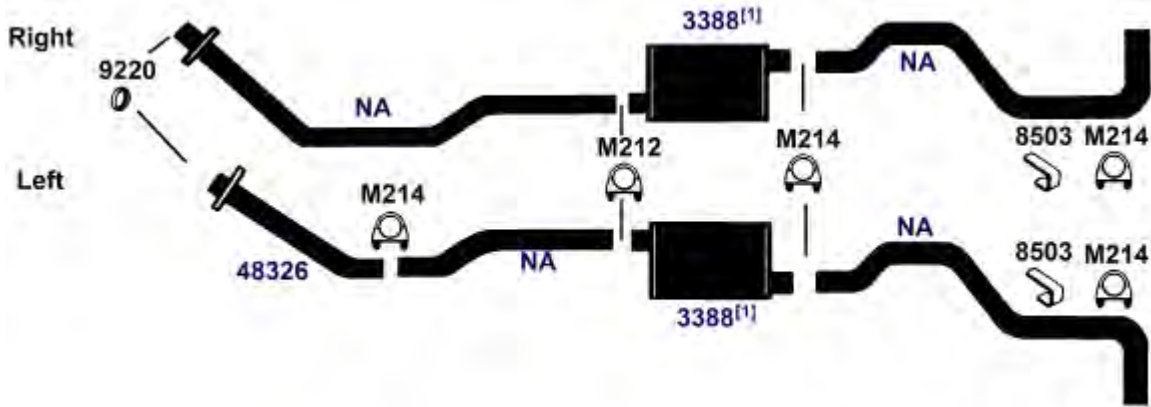
CHEVROLET C10/1500, R10/1500 SERIES 2WD PICKUP

1987 8 Cyl. R10/R1500; 117.5", 131.5" W.B.; 305H Engine (5.0L); with Converter; 2 W.D.; (21951)
except Suburban; 1/2 Ton



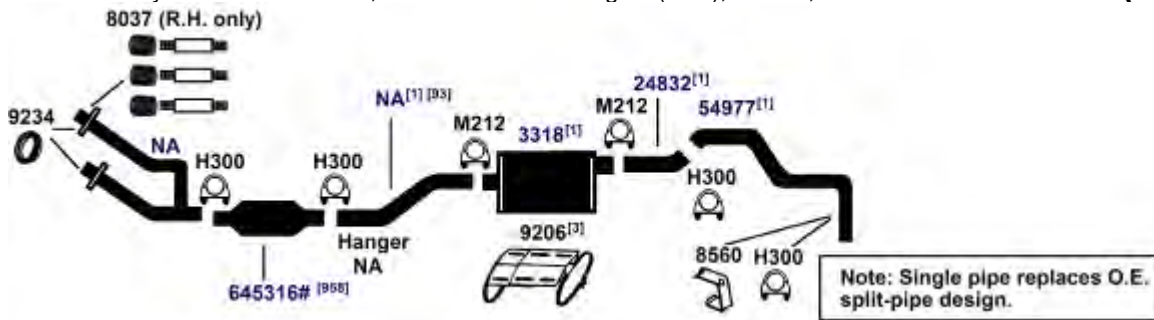
DIRECT FIT MSL/MAXIMUM Muffler... 6557, Silentone DIY Muffler... 5542 and two 8907 Adapters and two M200 Clamps

1987 8 Cyl. R10/R1500; 131.5" W.B.; 379 Diesel Engine (6.2L); 2 W.D.; 1/2 Ton (21963)
85-86 8 Cyl. C10/C1500; 131.5" W.B.; 379 Diesel Engine (6.2L); 2 W.D.; 1/2 Ton



DIRECT FIT MSL/MAXIMUM Muffler... Left- 6505, Right- 6505, UNIVERSAL FIT MSL/MAXIMUM Muffler... Left- 6505, Right- 6505

1987 8 Cyl. R10/R1500; 131.5" W.B 350K Engine (5.7L); 2 W.D.; 1/2 Ton (21964)



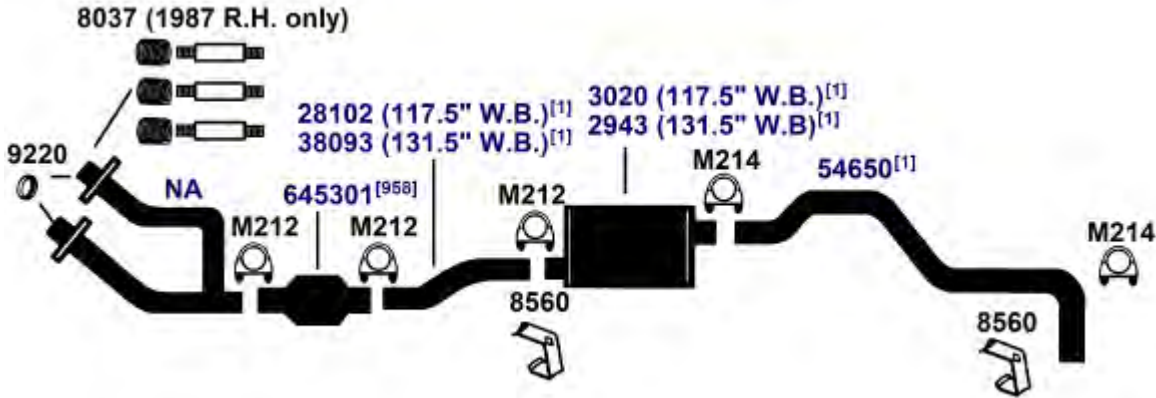
DIRECT FIT MSL/MAXIMUM Muffler... 700109, UNIVERSAL FIT MSL/MAXIMUM Muffler... 709998, 6595, 6532, Silentone DIY Muffler... 5550

NA-Not Available. NR-Not Required. FL-Remove and Re-Use Old Flange. ● Golden Warehouse. O.E.-Original Equipment.
Airtube Kit [4948] may be required to complete installation. EFI-Electronic Fuel Injection.

- [1] OE system was a welded assembly. It is recommended that all parts noted [1] should be replaced.
- [2] Locating clip must be knocked off OEM converter for proper installation.
- [3] Required for installation.
- [958] Federal & California Emission vehicles. Not legal for sale for vehicles licensed in California.

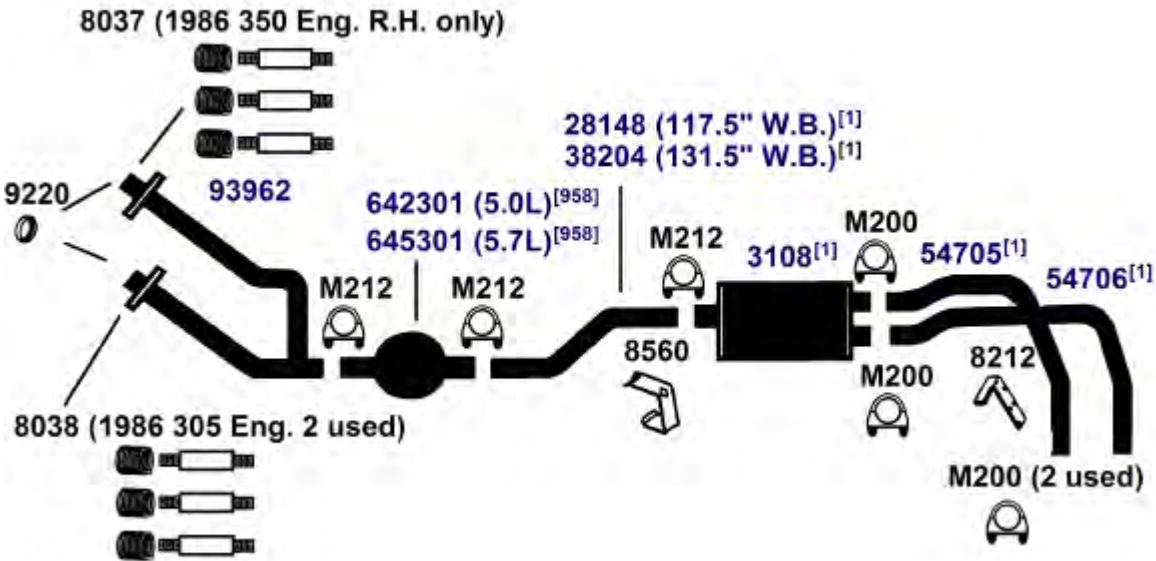
CHEVROLET C10/1500, R10/1500 SERIES 2WD PICKUP

(20620) 85-87 6 Cyl. R10/R1500 (1987); C10/C1500 (85-86); 117.5", 131.5" W.B.; 262 (4.3L) Engine; with Converter; 2 W.D.; except Suburban; 1/2 Ton



DIRECT FIT MSL/MAXIMUM Muffler... 131.5" W.B.- 700051, UNIVERSAL FIT MSL/MAXIMUM Muffler... 117.5" W.B.- 6505, 131.5" W.B.- 6505, Silentone DIY Muffler... 117.5" W.B.- 5508, 131.5" W.B.- 5508

(21949) 85-86 8 Cyl. C10/C1500; 117.5", 131.5" W.B.; 305F, 305H, 350L Engine (5.0L, 5.7L); with Converter; 2 W.D.; except Suburban; 1/2 Ton



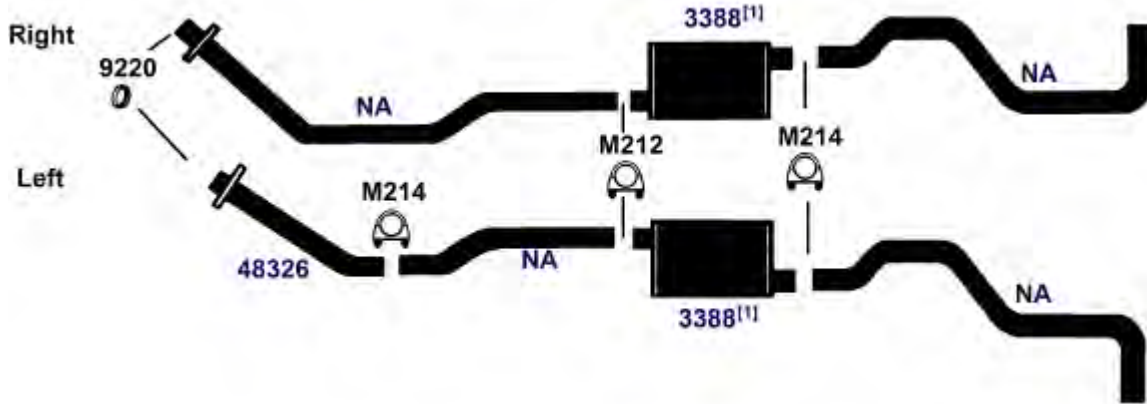
DIRECT FIT MSL/MAXIMUM Muffler... 6557, Silentone DIY Muffler... 5542 and two 8907 Adapters and two M200 Clamps

NA-Not Available. NR-Not Required. FL-Remove and Re-Use Old Flange. ● Golden Warehouse. O.E.-Original Equipment.
Airtube Kit [4948] may be required to complete installation. EFI-Electronic Fuel Injection.

[1] OE system was a welded assembly. It is recommended that all parts noted [1] should be replaced. [958] Federal & California Emission vehicles. Not legal for sale for vehicles licensed in California.

CHEVROLET C10/1500, R10/1500 SERIES 2WD PICKUP

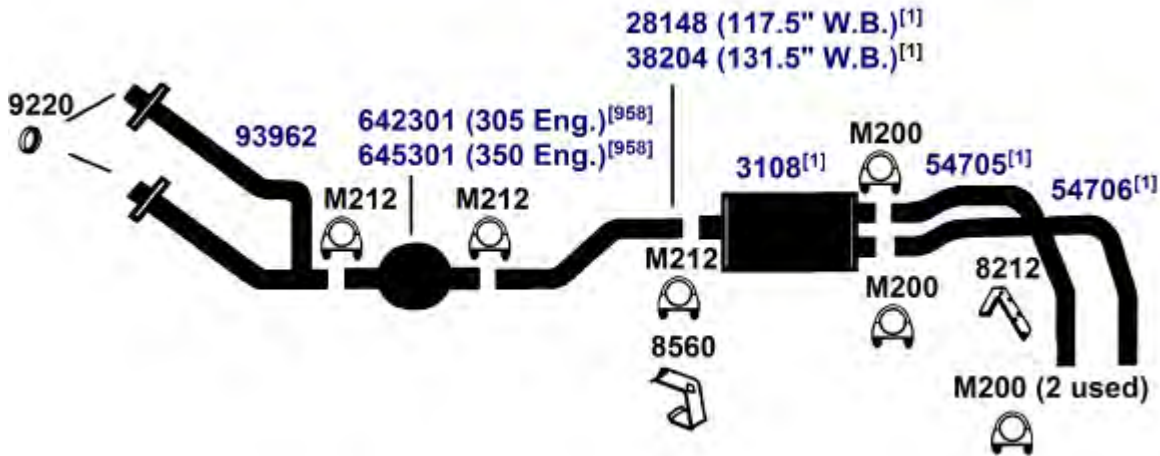
1984 8 Cyl. C10/C1500; 131.5" W.B.; 379 Diesel Engine (6.2L); 2 W.D.; 1/2 Ton **(21963E)**



UNIVERSAL FIT MSL/MAXIMUM Muffler... Mufflers-, Left 6505, Mufflers-, Right 6505

83-84 8 Cyl. C10/C1500; 117.5", 131.5" W.B.; 305F, 305H, 350L Engine (5.0L, 5.7L); with Converter; 2 W.D.; 1/2 Ton; except Suburban **(21949E)**

81-82 8 Cyl. C10/C1500, 117.5", 131.5" W.B.; 305 Engine (5.0L), with Converter, 2 W.D., 1/2 Ton



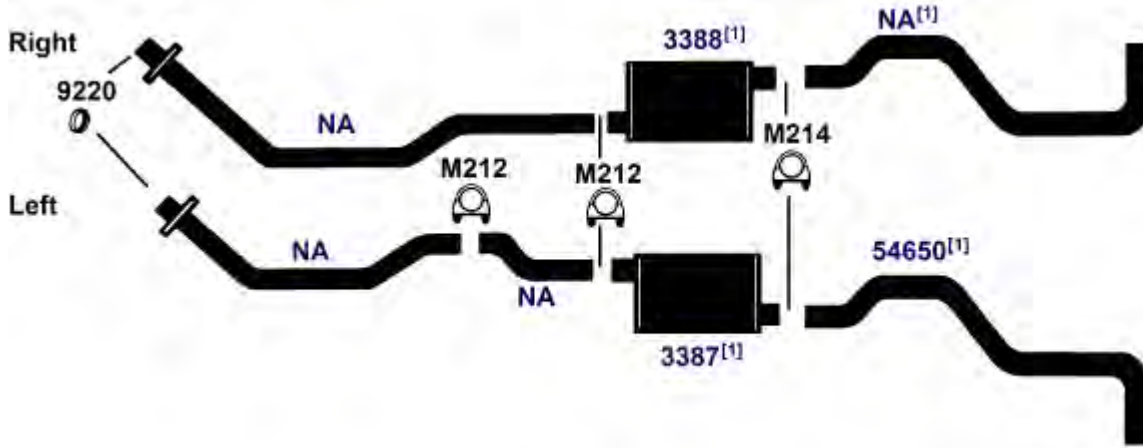
DIRECT FIT MSL/MAXIMUM Muffler... 6557, Silentone DIY Muffler... 5542 and two 8907 Adapters and two M200 Clamps

NA-Not Available. NR-Not Required. FL-Remove and Re-Use Old Flange. ● Golden Warehouse. O.E.-Original Equipment.
Airtube Kit [4948] may be required to complete installation. EFI-Electronic Fuel Injection.

[1] OE system was a welded assembly. It is recommended that all parts noted [1] should be replaced. [958] Federal & California Emission vehicles. Not legal for sale for vehicles licensed in California.

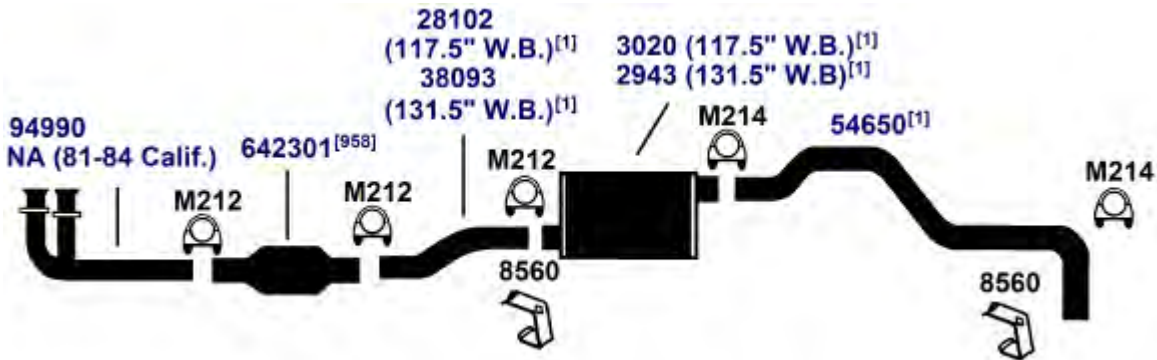
CHEVROLET C10/1500, R10/1500 SERIES 2WD PICKUP

(21962E) 82-84 8 Cyl. C10/C1500; 117.5" W.B.; 379 Diesel Engine (6.2L); 2 W.D.; 1/2 Ton



DIRECT FIT MSL/MAXIMUM Muffler... Left- 700361, UNIVERSAL FIT MSL/MAXIMUM Muffler... Right- 6505, Left- 6505

(20618) 80-84 6 Cyl. C10/C1500, 117.5", 131.5" W.B.; 250 Engine (4.1L), with Converter, 2 W.D., 1/2 Ton



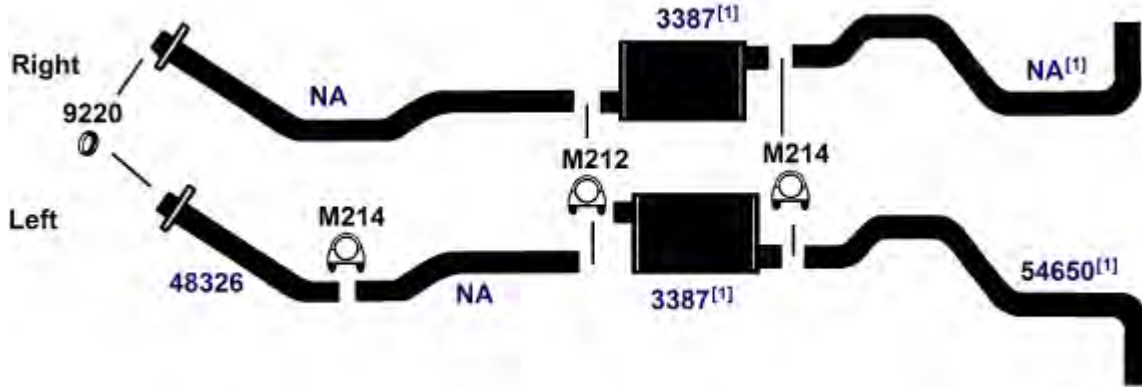
DIRECT FIT MSL/MAXIMUM Muffler... 131.5" W.B.- 700051, UNIVERSAL FIT MSL/MAXIMUM Muffler... 131.5" W.B.- 6505, 117.5" W.B.- 6505, Silentone DIY Muffler... 131.5" W.B.- 5508, 117.5" W.B.- 5508

NA-Not Available. NR-Not Required. FL-Remove and Re-Use Old Flange. ● Golden Warehouse. O.E.-Original Equipment.
Airtube Kit [4948] may be required to complete installation. EFI-Electronic Fuel Injection.

[1] OE system was a welded assembly. It is recommended that all parts noted [1] should be replaced. [958] Federal & California Emission vehicles. Not legal for sale for vehicles licensed in California.

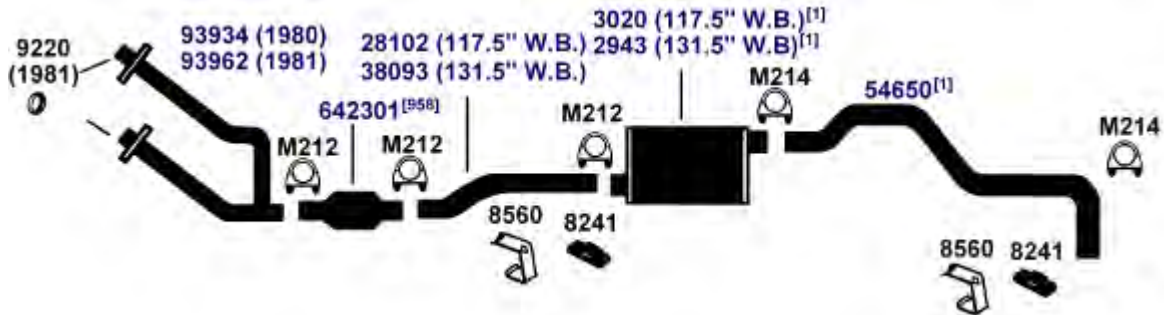
CHEVROLET C10/1500, R10/1500 SERIES 2WD PICKUP

82-83 8 Cyl. C10/C1500, 131.5" W.B., 379 Diesel Engine (6.2L), 2 W.D., 1/2 Ton **(21960)**



DIRECT FIT MSL/MAXIMUM Muffler... Left- 700361, Right- 700361, UNIVERSAL FIT MSL/MAXIMUM Muffler... Left- 6505, Right- 6505

1980 8 Cyl. C10/C1500, 117.5", 131.5" W.B., 305 Engine, with Converter, 2 W.D., 1/2 Ton **(21944)**



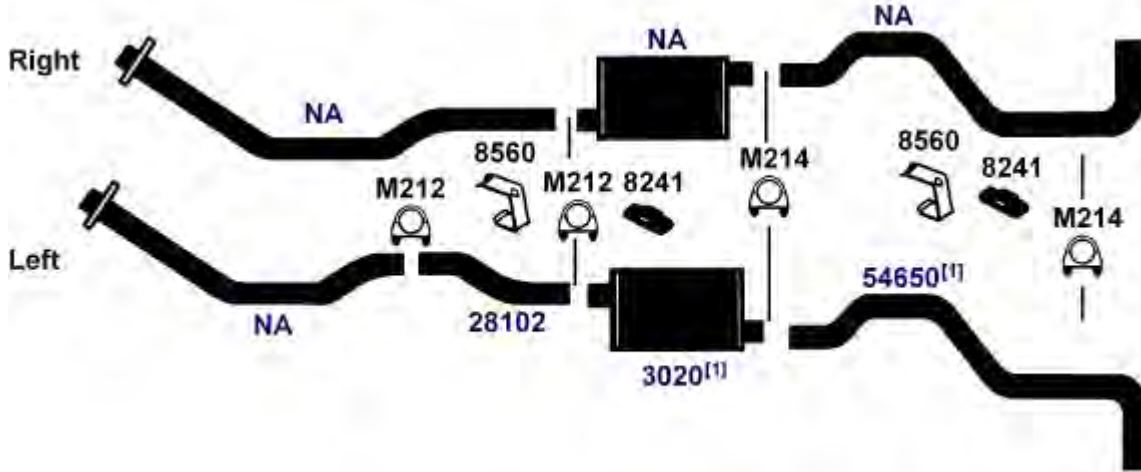
DIRECT FIT MSL/MAXIMUM Muffler... 131.5" W.B.- 700051, UNIVERSAL FIT MSL/MAXIMUM Muffler... 131.5" W.B.- 6505, 117.5" W.B.- 6505, Silentone DIY Muffler... 131.5" W.B.- 5508, 117.5" W.B.- 5508

NA-Not Available. NR-Not Required. FL-Remove and Re-Use Old Flange. ● Golden Warehouse. O.E.-Original Equipment.
Airtube Kit [4948] may be required to complete installation. EFI-Electronic Fuel Injection.

[1] OE system was a welded assembly. It is recommended that all parts noted [1] should be replaced. [958] Federal & California Emission vehicles. Not legal for sale for vehicles licensed in California.

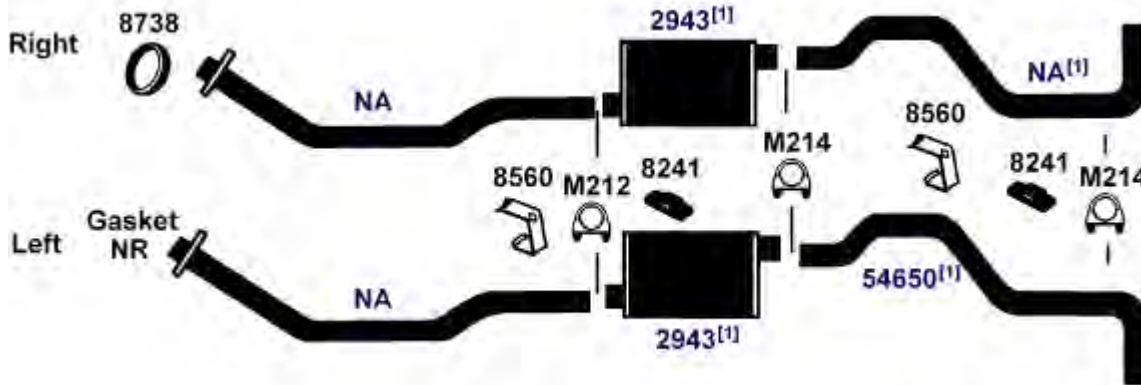
CHEVROLET C10/1500, R10/1500 SERIES 2WD PICKUP

(21943) 79-81 8 Cyl. C10/C1500, 117.5" W.B., Diesel Engine, 1/2 Ton, Dual Exhaust



UNIVERSAL FIT MSL/MAXIMUM Muffler... Left 6505, Silentone DIY Muffler... Left 5508

(21942) 79-81 8 Cyl. C10/C1500, 131.5" W.B., Diesel Engine, 1/2 Ton, Dual Exhaust



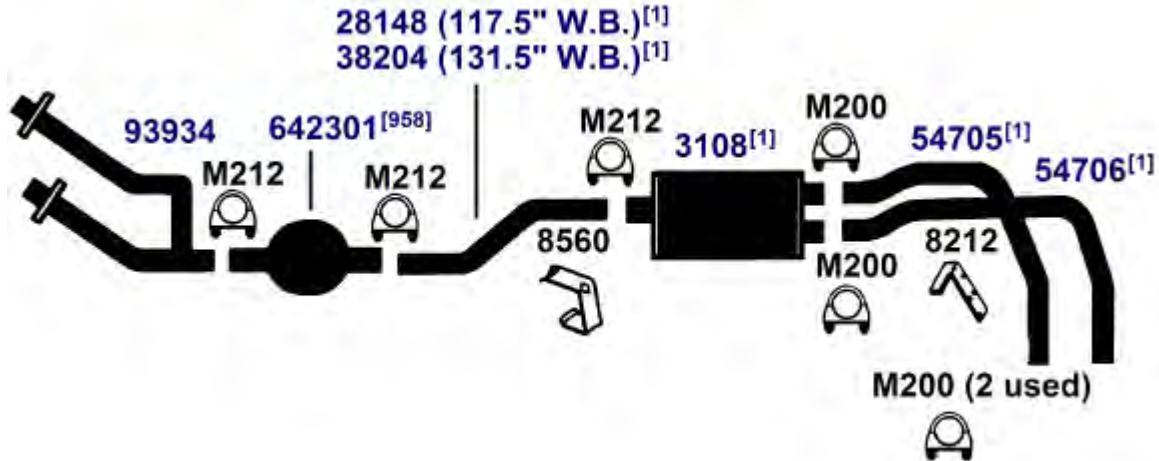
DIRECT FIT MSL/MAXIMUM Muffler... Left- 700051, Right- 700051, UNIVERSAL FIT MSL/MAXIMUM Muffler... Left- 6505, Right- 6505, Silentone DIY Muffler... Left- 5508, Right- 5508

NA-Not Available. NR-Not Required. FL-Remove and Re-Use Old Flange. ● Golden Warehouse. O.E.-Original Equipment.
Airtube Kit [4948] may be required to complete installation. EFI-Electronic Fuel Injection.

[1] OE system was a welded assembly. It is recommended that all parts noted [1] should be replaced.

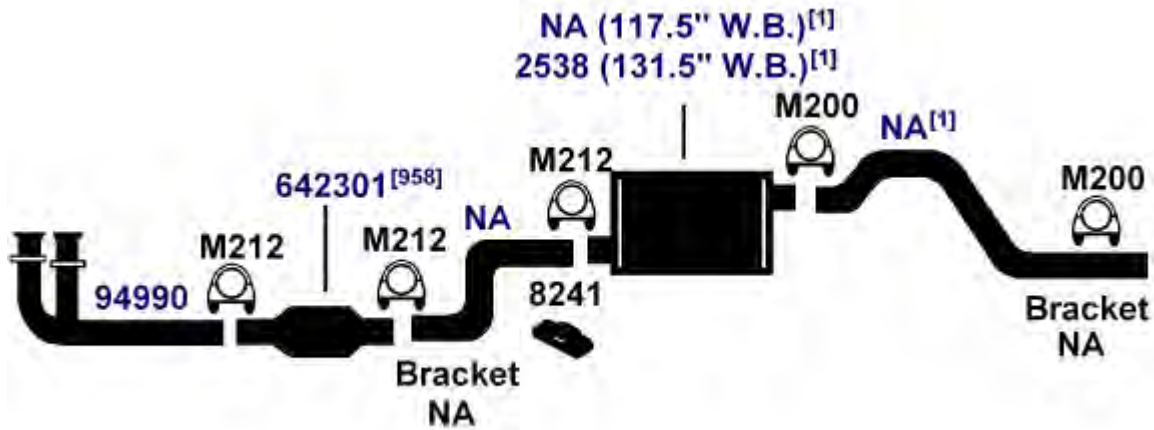
CHEVROLET C10/1500, R10/1500 SERIES 2WD PICKUP

1980 8 Cyl. C10/C1500, 117.5", 131.5" W.B., 350 Light Duty Engine (LS9), with Converter, 2 (21941)
W.D., 1/2 Ton



DIRECT FIT MSL/MAXIMUM Muffler... 6557, Silentone DIY Muffler... 5542 and two 8907 Adapters and two M200 Clamps

1979 6 Cyl. C10/C1500, 117.5", 131.5" W.B.; 250 Engine, 2 W.D., 1/2 Ton, except Heavy (20616)
Duty Chassis, Suburban



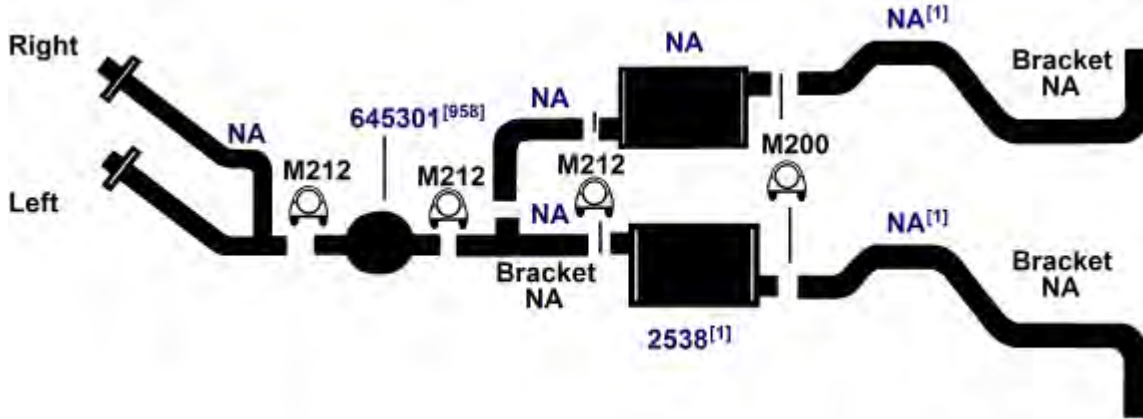
DIRECT FIT MSL/MAXIMUM Muffler... 131.5" W.B.- 6505, Silentone DIY Muffler... 131.5" W.B.- 5512

NA-Not Available. NR-Not Required. FL-Remove and Re-Use Old Flange. • Golden Warehouse. O.E.-Original Equipment.
Airtube Kit [4948] may be required to complete installation. EFI-Electronic Fuel Injection.

[1] OE system was a welded assembly. It is recommended that all parts noted [1] should be replaced. [958] Federal & California Emission vehicles. Not legal for sale for vehicles licensed in California.

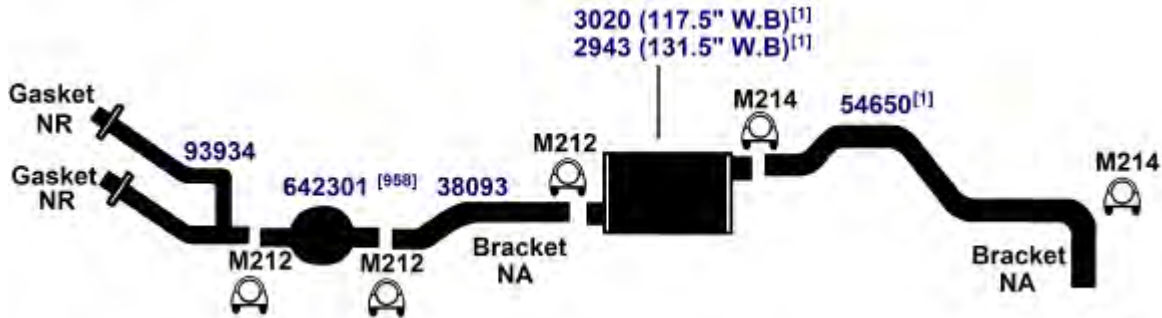
CHEVROLET C10/1500, R10/1500 SERIES 2WD PICKUP

(21935) 1979 8 Cyl. C10/C1500, 117.5" W.B., 454 Engine, with Converter, 2 W.D., 1/2 Ton, Dual Exhaust



DIRECT FIT MSL/MAXIMUM Muffler... Left- 6505, Silentone DIY Muffler... Left- 5512

(21939) 1979 8 Cyl. C10/C1500, 117.5", 131.5" W.B.; 305, 350 Engine, with Converter, 2 W.D., 1/2 Ton



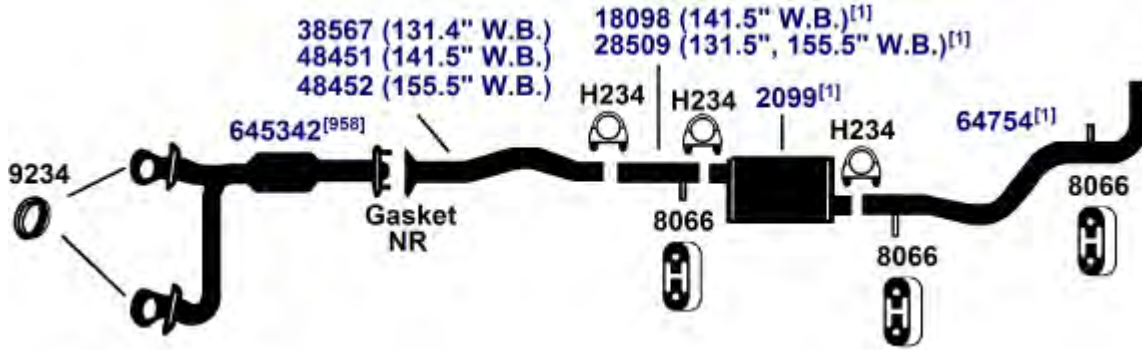
DIRECT FIT MSL/MAXIMUM Muffler... 131.5" W.B.- 700051, UNIVERSAL FIT MSL/MAXIMUM Muffler... 131.5" W.B.- 6505, 117.5" W.B.- 6505, Silentone DIY Muffler... 131.5" W.B.- 5508, 117.5" W.B.- 5508

NA-Not Available. NR-Not Required. FL-Remove and Re-Use Old Flange. ● Golden Warehouse. O.E.-Original Equipment.
Airtube Kit [4948] may be required to complete installation. EFI-Electronic Fuel Injection.

[1] OE system was a welded assembly. It is recommended that all parts noted [1] should be replaced. [958] Federal & California Emission vehicles. Not legal for sale for vehicles licensed in California.

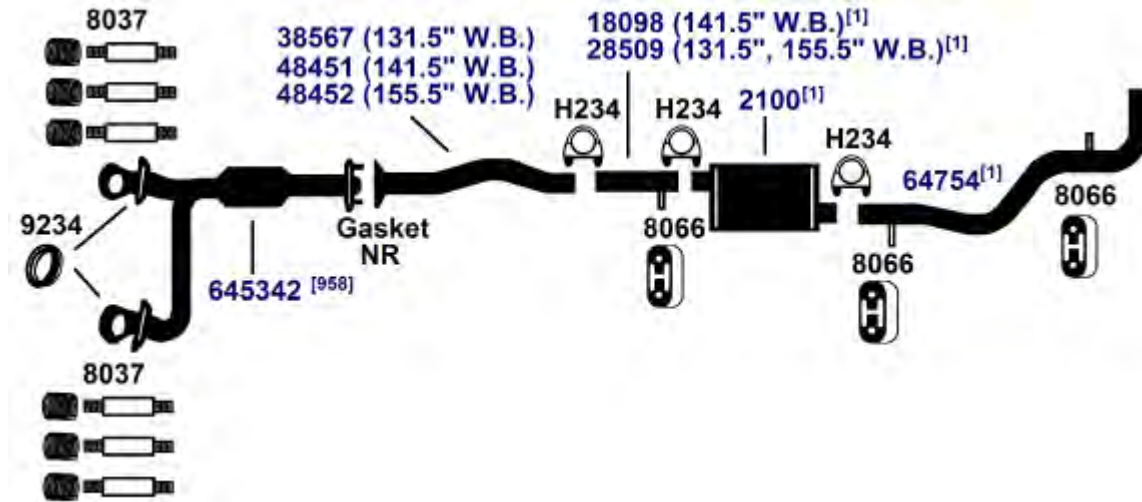
CHEVROLET C20/2500, R20/2500 SERIES 2WD PICKUP

1994 6 Cyl. C2500; 131.5", 141.5", 155.5" W.B.; 262 (4.3L) Engine; 2 W.D.; 3/4 Ton; (To 8600 lbs. G.V.W.) **(20938)**



DIRECT FIT MSL/MAXIMUM Muffler... 700158, Silentone DIY Muffler... 5570

1994 8 Cyl. C2500; 131.5", 141.5", 155.5" W.B.; 305H, 350K Engine (5.0L, 5.7L); 2 W.D.; 3/4 Ton; under 8600 lbs. G.V.W. **(22198)**



DIRECT FIT MSL/MAXIMUM Muffler... 700142, Silentone DIY Muffler... 5571 and 8961 Connector

NA-Not Available. NR-Not Required. FL-Remove and Re-Use Old Flange. ● Golden Warehouse. O.E.-Original Equipment.
Airtube Kit [4948] may be required to complete installation. EFI-Electronic Fuel Injection.

[1] OE system was a welded assembly. It is recommended that all parts noted [1] should be replaced. [958] Federal & California Emission vehicles. Not legal for sale for vehicles licensed in California.

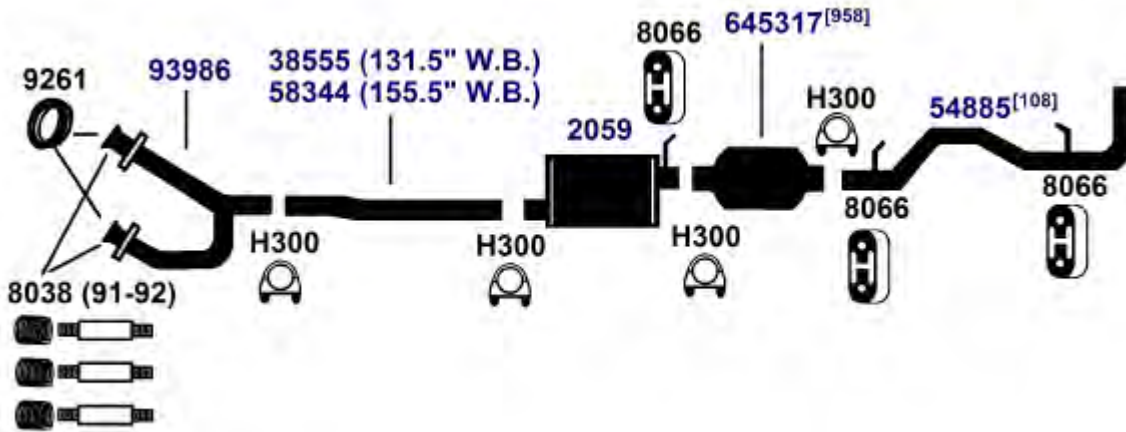
CHEVROLET C20/2500, R20/2500 SERIES 2WD PICKUP

(100532) 1994 8 Cyl. C2500; 155.5" W.B.; 395F Turbo Diesel Engine (6.5L); 2 W.D.; 3/4 Ton



DIRECT FIT MSL/MAXIMUM Muffler... 700336, Silentone DIY Muffler... 5571 and 8963 Connector

(22193) 91-94 8 Cyl. C2500; 131.5", 155.5" W.B.; 454 Engine (7.4L); 2 W.D.; 3/4 Ton; To 8600 lbs. G.V.W.



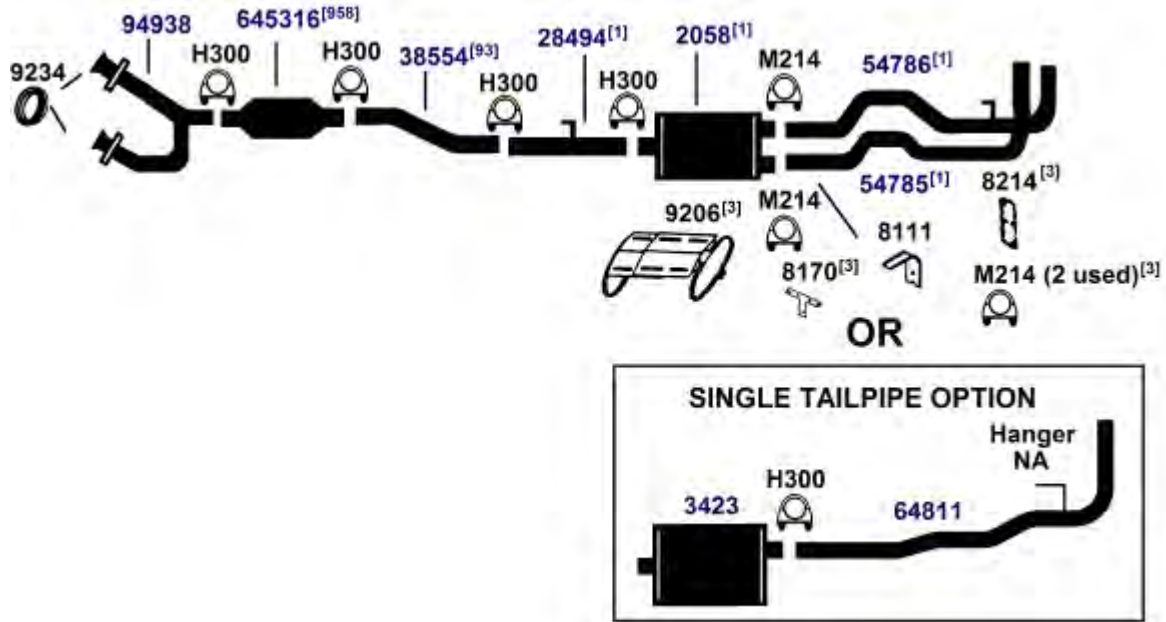
NA-Not Available. NR-Not Required. FL-Remove and Re-Use Old Flange. ● Golden Warehouse. O.E.-Original Equipment.
Airtube Kit [4948] may be required to complete installation. EFI-Electronic Fuel Injection.

[1] OE system was a welded assembly. It is recommended that all parts noted [1] should be replaced.
[98] Refer to current Catalytic Converter catalog or Website catalog for availability.

[108] If replacing O.E. exhaust system, first cut tail pipe on vehicle 2 1/2" behind converter to tail pipe weld.
[958] Federal & California Emission vehicles. Not legal for sale for vehicles licensed in California.

CHEVROLET C20/2500, R20/2500 SERIES 2WD PICKUP

91-94 8 Cyl. C2500; 155.5" W.B.; 350K Engine (5.7L); 2 W.D.; 3/4 Ton; (To 8600 lbs. G.V.W.) **(22196)**



DIRECT FIT MSL/MAXIMUM Muffler... Muffler (2058)- 6576, Muffler (3423)- 700126 (w/ Single Tailpipe Option), Silentone DIY Muffler... Muffler (3423)- 5568 (w/ Single Tailpipe Option)

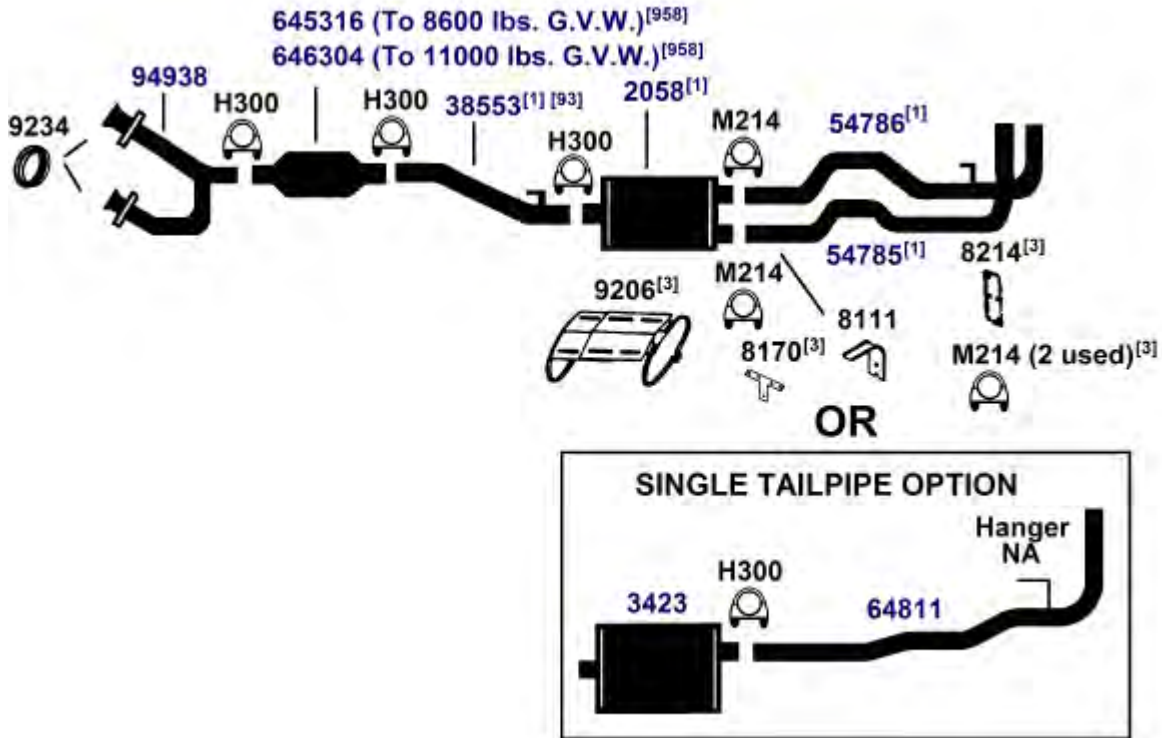
NA-Not Available. NR-Not Required. FL-Remove and Re-Use Old Flange. ● Golden Warehouse. O.E.-Original Equipment.
Airtube Kit [4948] may be required to complete installation. EFI-Electronic Fuel Injection.

- [1] OE system was a welded assembly. It is recommended that all parts noted [1] should be replaced.
- [3] Required for installation.

- [93] Locating clip must be knocked off OEM converter for proper installation.
- [958] Federal & California Emission vehicles. Not legal for sale for vehicles licensed in California.

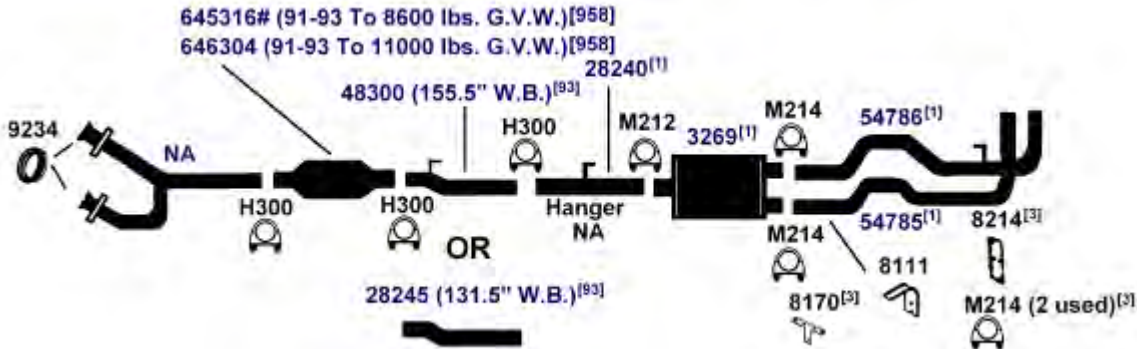
CHEVROLET C20/2500, R20/2500 SERIES 2WD PICKUP

(22197) 91-94 8 Cyl. C2500; 131.5" W.B.; 350K Engine (5.7L); 2 W.D.; 3/4 Ton; (Over 8500 lbs. G.V.W.)



DIRECT FIT MSL/MAXIMUM Muffler... Muffler (2058)- 6576, Muffler (3423)- 700126 (w/ Single Tailpipe Option), Silentone DIY Muffler... Muffler (3423)- 5568 (w/ Single Tailpipe Option)

(100538) 91-94 8 Cyl. C2500; 131.5", 155.5" W.B.; 350K Engine (5.7L); 2 W.D.; 3/4 Ton; Over 8500 lbs. G.V.W., with 2 1/2" Muffler Inlet



DIRECT FIT MSL/MAXIMUM Muffler... 700104, UNIVERSAL FIT MSL/MAXIMUM Muffler... 6557, 6576, Silentone DIY Muffler... 5542 and two 8911 Connectors and two M200 Clamps

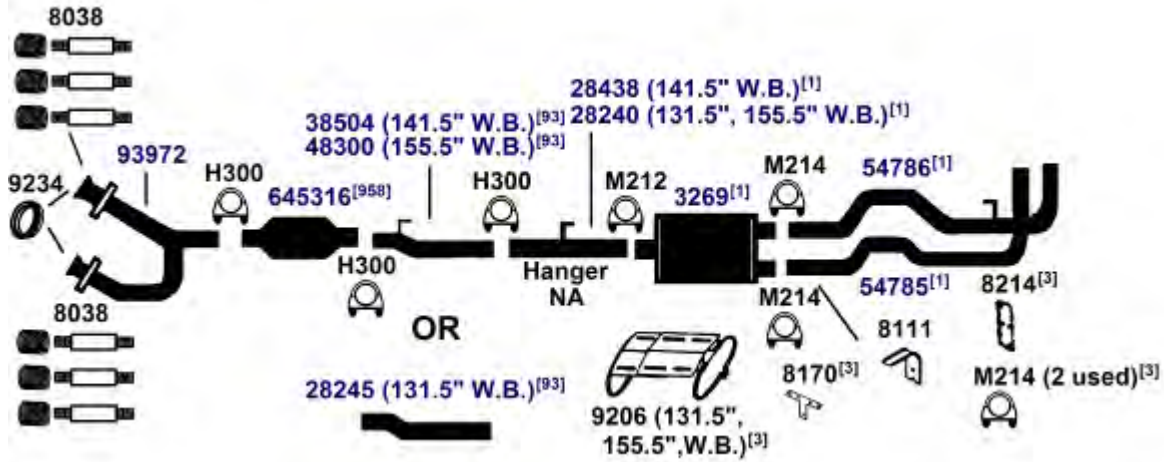
NA-Not Available. NR-Not Required. FL-Remove and Re-Use Old Flange. ● Golden Warehouse. O.E.-Original Equipment.
Airtube Kit [4948] may be required to complete installation. EFI-Electronic Fuel Injection.

- [1] OE system was a welded assembly. It is recommended that all parts noted [1] should be replaced.
- [3] Required for installation.

- [93] Locating clip must be knocked off OEM converter for proper installation.
- [958] Federal & California Emission vehicles. Not legal for sale for vehicles licensed in California.

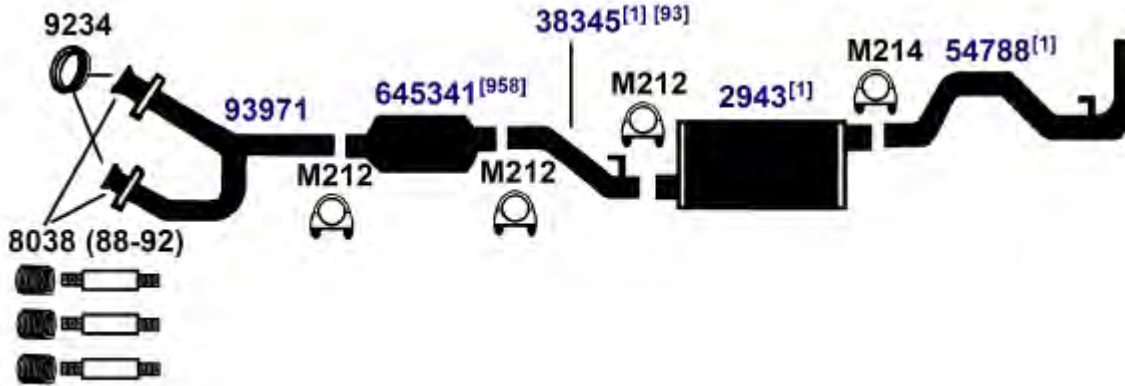
CHEVROLET C20/2500, R20/2500 SERIES 2WD PICKUP

1993	8 Cyl.	C2500; 131.5", 141.5", 155.5" W.B.; 350K Engine (5.7L); 2 W.D.; 3/4 Ton; under 8500 lbs. G.V.W.; except Closed Coupled Exhaust [39], w/2 1/2" Muffler Inlet	(22191)
1992	8 Cyl.	C2500; 131.5", 141.5", 155.5" W.B.; 350K Engine (5.7L); 2 W.D.; 3/4 Ton under 8500 lbs. G.V.W. except Closed Coupled Exhaust [39], w/2 1/2" Muffler Inlet	



DIRECT FIT MSL/MAXIMUM Muffler... 700104, UNIVERSAL FIT MSL/MAXIMUM Muffler... 6557, 6576, Silentone DIY Muffler... 5542 and two 8911 Connectors and two M200 Clamps

1993	8 Cyl.	C2500; 131.5" W.B.; 305H Engine (5.0L); 2 W.D.; 3/4 Ton; except Closed Coupled Exhaust [39]	(22179)
88-92	8 Cyl.	C2500; 131.5" W.B.; 305H Engine (5.0L); 2 W.D.; 3/4 Ton	



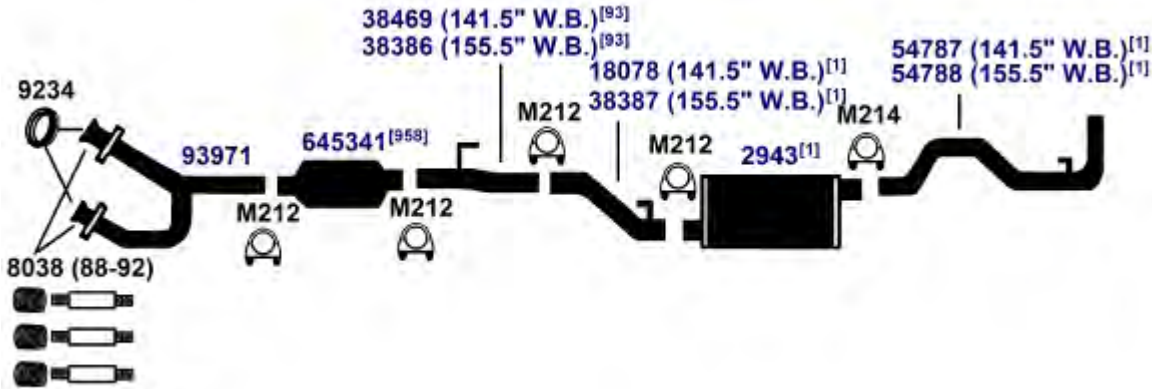
DIRECT FIT MSL/MAXIMUM Muffler... 700051, UNIVERSAL FIT MSL/MAXIMUM Muffler... 6505, Silentone DIY Muffler... 5508

NA-Not Available. NR-Not Required. FL-Remove and Re-Use Old Flange. ● Golden Warehouse. O.E.-Original Equipment.
Airtube Kit [4948] may be required to complete installation. EFI-Electronic Fuel Injection.

- [1] OE system was a welded assembly. It is recommended that all parts noted [1] should be replaced. [3] Required for installation.
- [93] Locating clip must be knocked off OEM converter for proper installation.
[958] Federal & California Emission vehicles. Not legal for sale for vehicles licensed in California.

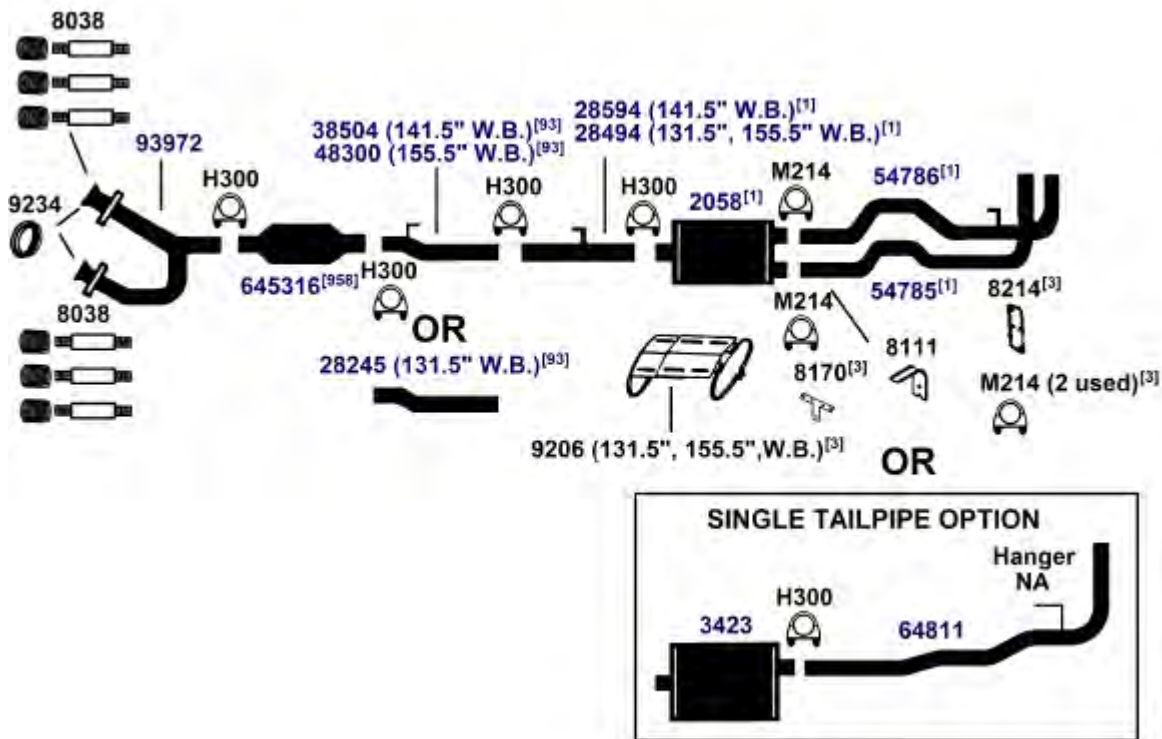
CHEVROLET C20/2500, R20/2500 SERIES 2WD PICKUP

(22180)	1993	8 Cyl.	C2500; 141.5", 155.5" W.B.; 305H Engine (5.0L); 2 W.D.; 3/4 Ton; except Closed Coupled Exhaust [39]
	88-92	8 Cyl.	C2500; 141.5", 155.5" W.B.; 305H Engine (5.0L); 2 W.D.; 3/4 Ton



DIRECT FIT MSL/MAXIMUM Muffler... 700051, UNIVERSAL FIT MSL/MAXIMUM Muffler... 6505, Silentone DIY Muffler... 5508

(100077)	1993	8 Cyl.	C2500; 131.5", 141.5", 155.5" W.B.; 350K Engine (5.7L); 2 W.D.; 3/4 Ton; under 8600 lbs. G.V.W.; except Closed Coupled Exhaust [39] with 3" Muffler Inlet
	1992	8 Cyl.	C2500; 131.5", 141.5", 155.5" W.B.; 350K Engine (5.7L); 2 W.D.; 3/4 Ton; under 8600 lbs. G.V.W.; with 3" Muffler Inlet



DIRECT FIT MSL/MAXIMUM Muffler... Muffler (2058)- 6576, Muffler (3423)- 700126 (w/ Single Tailpipe Option), Silentone DIY Muffler... Muffler (3423)- 5568 (w/ Single Tailpipe Option)

NA-Not Available. NR-Not Required. FL-Remove and Re-Use Old Flange. ● Golden Warehouse. O.E.-Original Equipment.
Airtube Kit [4948] may be required to complete installation. EFI-Electronic Fuel Injection.

[1] OE system was a welded assembly. It is recommended that all parts noted [1] should be replaced.

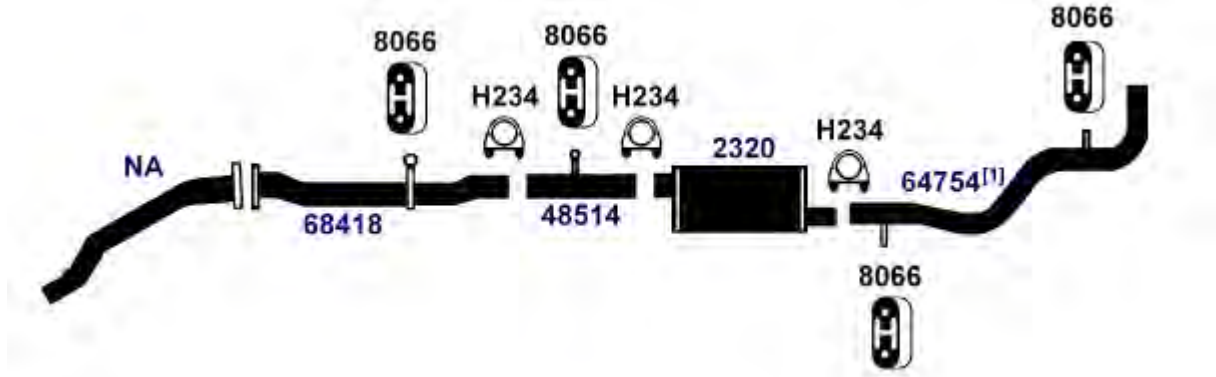
[93] Locating clip must be knocked off OEM converter for proper installation.

[3] Required for installation.

[958] Federal & California Emission vehicles. Not legal for sale for vehicles licensed in California.

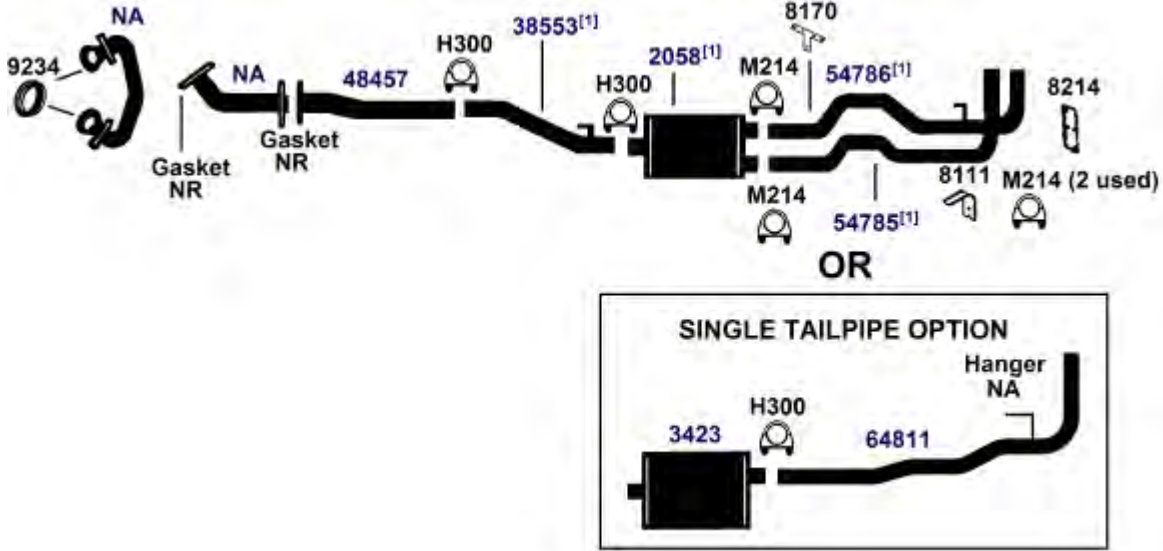
CHEVROLET C20/2500, R20/2500 SERIES 2WD PICKUP

1993 8 Cyl. C2500; 155.5" W.B.; 395F Turbo Diesel Engine (6.5L); 2 W.D.; 3/4 Ton; (Over 8500 lbs. G.V.W.) **(100536)**



DIRECT FIT MSL/MAXIMUM Muffler... 700336, Silentone DIY Muffler... 5571 and 8963 Connector

92-93 8 Cyl. C2500; 131.5" W.B.; 395F Turbo Diesel Engine (6.5L); 2 W.D. **(22199)**



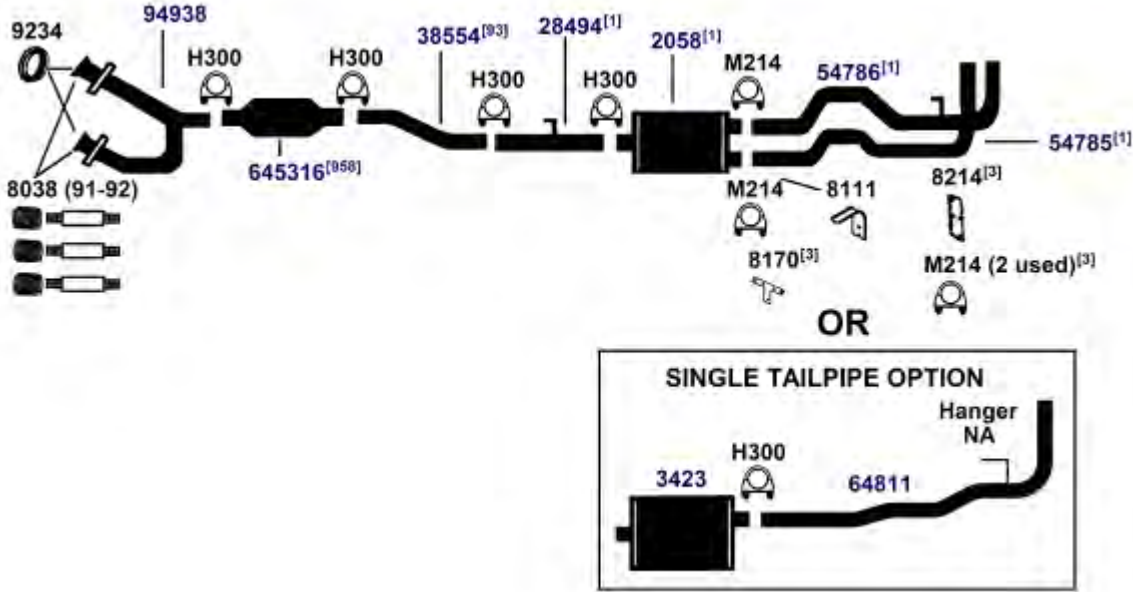
DIRECT FIT MSL/MAXIMUM Muffler... Muffler (2058)- 6576, Muffler (3423)- 700126 (w/ Single Tailpipe Option), Silentone DIY Muffler... Muffler (3423)- 5568 (w/ Single Tailpipe Option)

NA-Not Available. NR-Not Required. FL-Remove and Re-Use Old Flange. ● Golden Warehouse. O.E.-Original Equipment.
Airtube Kit [4948] may be required to complete installation. EFI-Electronic Fuel Injection.

[1] OE system was a welded assembly. It is recommended that all parts noted [1] should be replaced.

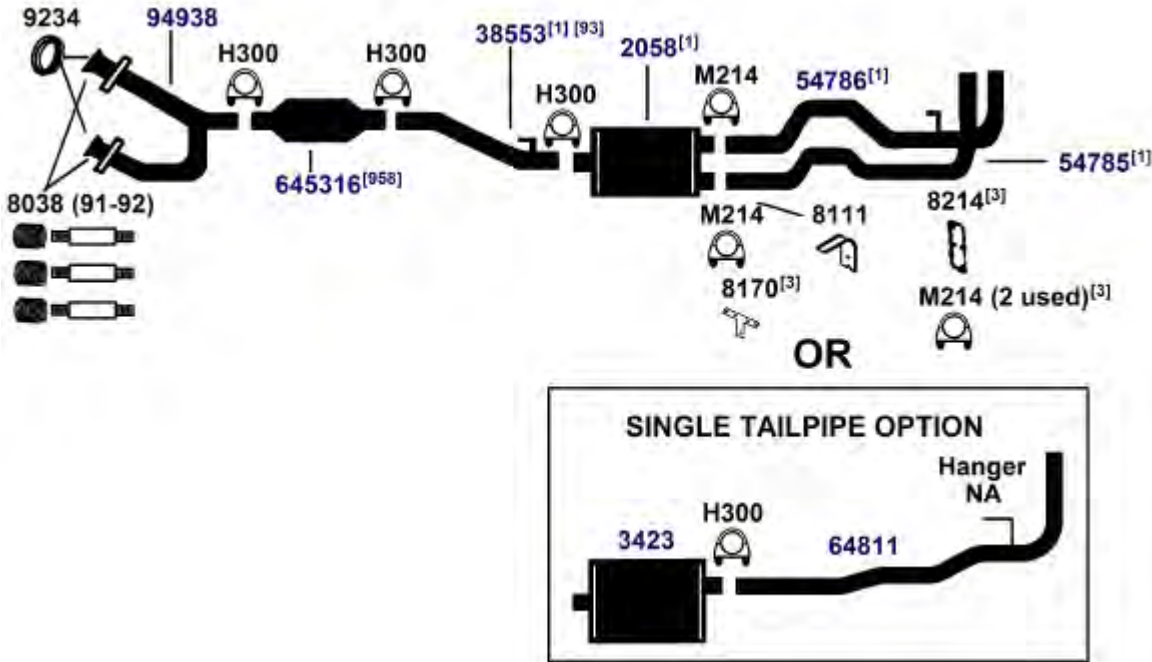
CHEVROLET C20/2500, R20/2500 SERIES 2WD PICKUP

(20936) 91-93 6 Cyl. C2500; 155.5" W.B.; 262 (4.3L) Engine; 2 W.D.; 3/4 Ton; (To 8600 lbs. G.V.W.)



DIRECT FIT MSL/MAXIMUM Muffler... Muffler (2058)- 6576, Muffler (3423)- 700126 (w/ Single Tailpipe Option), Silentone DIY Muffler... Muffler (3423)- 5568 (w/ Single Tailpipe Option)

(20937) 91-93 6 Cyl. C2500; 131.5" W.B.; 262 Engine (4.3L); 2 W.D.; 3/4 Ton; (To 8600 lbs. G.V.W.)



DIRECT FIT MSL/MAXIMUM Muffler... Muffler (2058)- 6576, Muffler (3423)- 700126 (w/ Single Tailpipe Option), Silentone DIY Muffler... Muffler (3423)- 5568 (w/ Single Tailpipe Option)

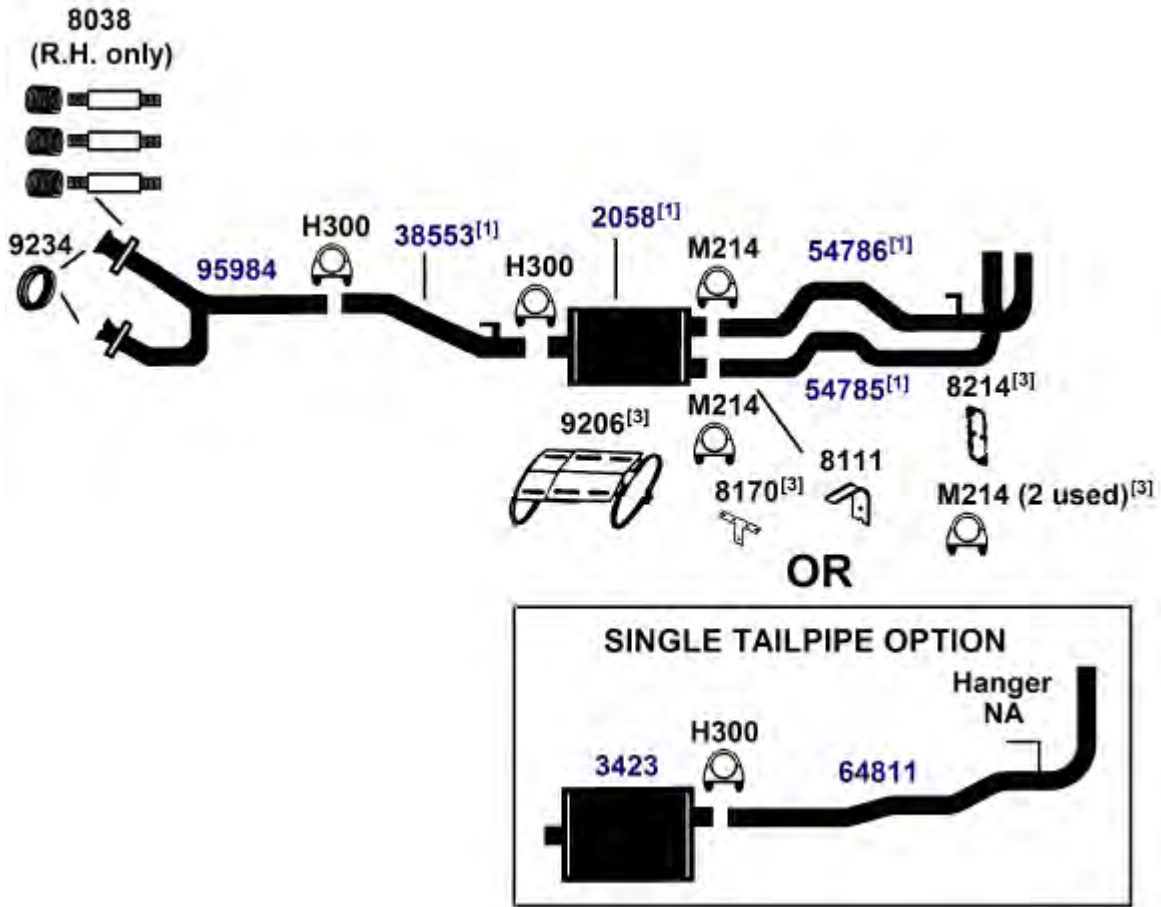
NA-Not Available. NR-Not Required. FL-Remove and Re-Use Old Flange. ● Golden Warehouse. O.E.-Original Equipment.
Airtube Kit [4948] may be required to complete installation. EFI-Electronic Fuel Injection.

[1] OE system was a welded assembly. It is recommended that all parts noted [1] should be replaced.
[3] Required for installation.

[93] Locating clip must be knocked off OEM converter for proper installation.
[958] Federal & California Emission vehicles. Not legal for sale for vehicles licensed in California.

CHEVROLET C20/2500, R20/2500 SERIES 2WD PICKUP

91-93 8 Cyl. C2500; 131.5" W.B.; 379 Diesel Engine (6.2L); 2 W.D.; 3/4 Ton; (To 8600 lbs. G.V.W.) **(22195)**



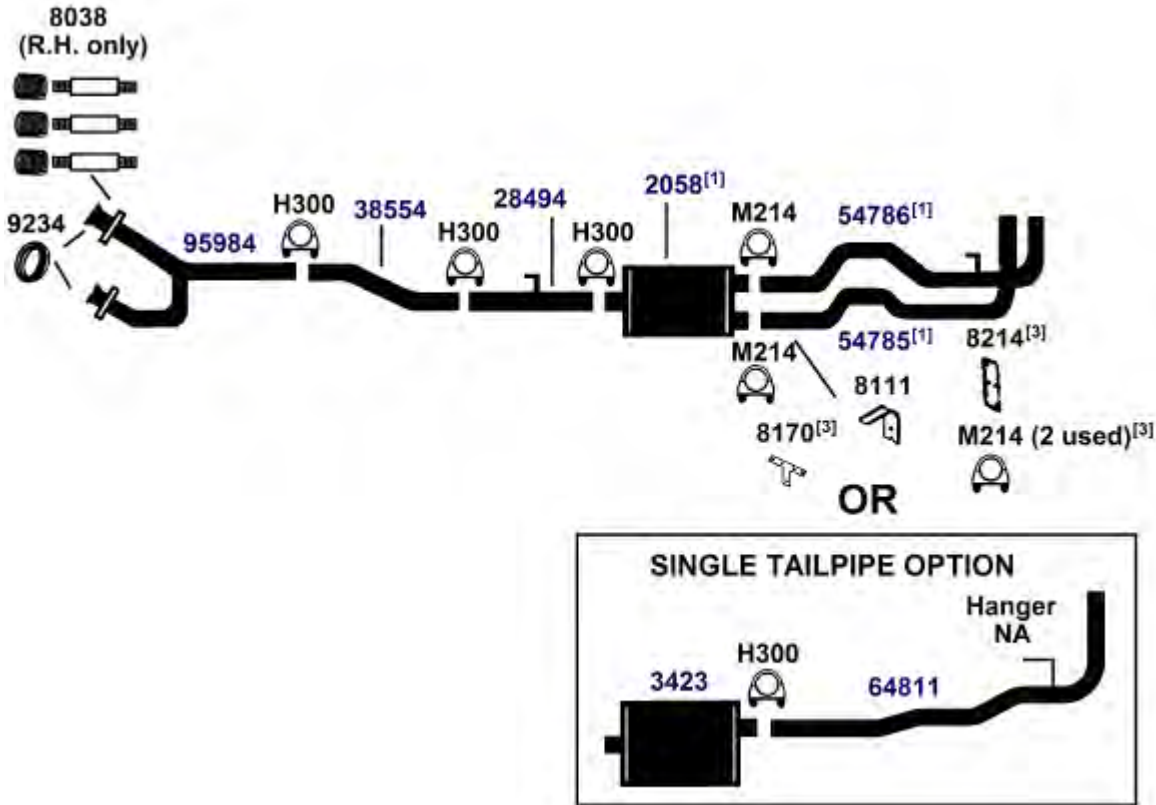
DIRECT FIT MSL/MAXIMUM Muffler... Muffler (2058)- 6576, Muffler (3423)- 700126 (w/ Single Tailpipe Option), Silentone DIY Muffler... Muffler (3423)- 5568 (w/ Single Tailpipe Option)

NA-Not Available. NR-Not Required. FL-Remove and Re-Use Old Flange. ● Golden Warehouse. O.E.-Original Equipment.
Airtube Kit [4948] may be required to complete installation. EFI-Electronic Fuel Injection.

[1] OE system was a welded assembly. It is recommended that all parts noted [1] should be replaced.
[3] Required for installation.

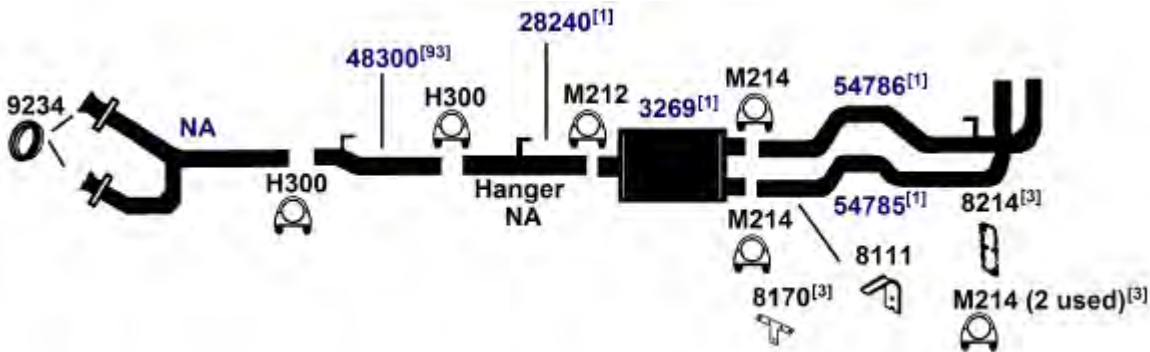
CHEVROLET C20/2500, R20/2500 SERIES 2WD PICKUP

(22194) 91-93 8 Cyl. C2500; 155.5" W.B.; 379 Diesel Engine (6.2L); 2 W.D.; 3/4 Ton; (To 8600 lbs. G.V.W.)



DIRECT FIT MSL/MAXIMUM Muffler... Muffler (2058)- 6576, Muffler (3423)- 700126 (w/ Single Tailpipe Option), Silentone DIY Muffler... Muffler (3423)- 5568 (w/ Single Tailpipe Option)

(100543) 91-93 8 Cyl. C2500; 155.5" W.B.; 379 Diesel Engine (6.2L); 2 W.D.; 3/4 Ton; with 2 1/2" Muffler Inlet



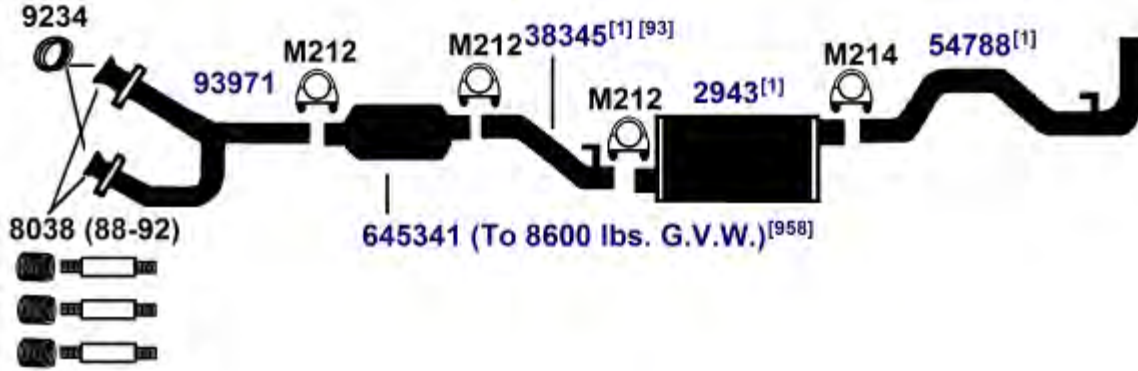
DIRECT FIT MSL/MAXIMUM Muffler... 700104, UNIVERSAL FIT MSL/MAXIMUM Muffler... 6557, 6576, Silentone DIY Muffler... 5542 and two 8911 Connectors and two M200 Clamps

NA-Not Available. NR-Not Required. FL-Remove and Re-Use Old Flange. ● Golden Warehouse. O.E.-Original Equipment.
Airtube Kit [4948] may be required to complete installation. EFI-Electronic Fuel Injection.

- [1] OE system was a welded assembly. It is recommended that all parts noted [1] should be replaced.
- [93] Locating clip must be knocked off OEM converter for proper installation.
- [3] Required for installation.

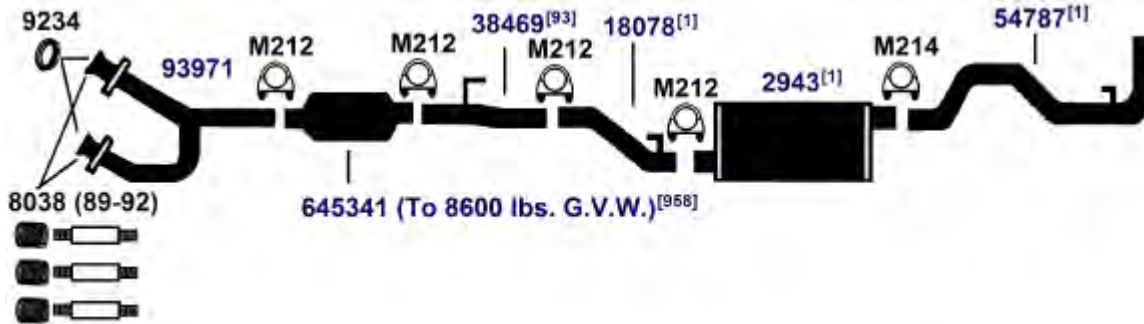
CHEVROLET C20/2500, R20/2500 SERIES 2WD PICKUP

90-93	6 Cyl.	C2500; 131.5" W.B.; 262 Engine (4.3L); 2 W.D.; 3/4 Ton; (under 8500 lbs. G.V.W.); except 1993 Closed Coupled Exhaust [39]	(20933)
88-89	6 Cyl.	C2500; 131.5" W.B.; 262 (4.3L) Engine; 2 W.D.; 3/4 Ton	



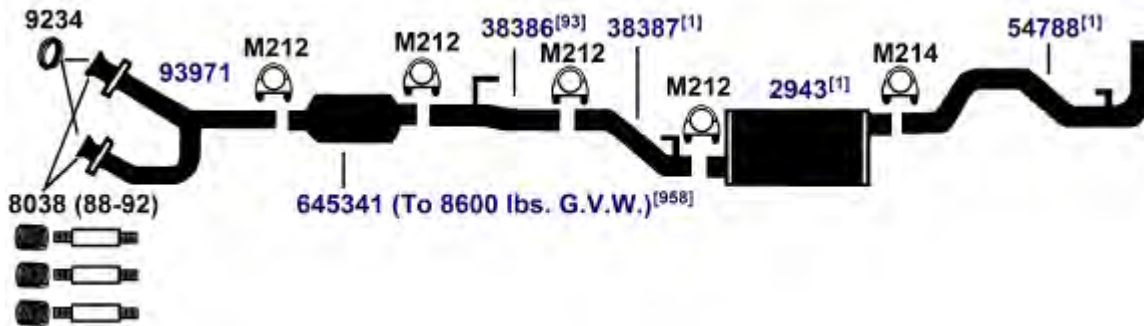
DIRECT FIT MSL/MAXIMUM Muffler... 700051, UNIVERSAL FIT MSL/MAXIMUM Muffler... 6505, Silentone DIY Muffler... 5508

89-93	6 Cyl.	C2500; 141.5" W.B.; 262 Engine (4.3L); 2 W.D.; 3/4 Ton; except 1993 Closed Coupled Exhaust [39]	(20934)
--------------	--------	---	----------------



DIRECT FIT MSL/MAXIMUM Muffler... 700051, UNIVERSAL FIT MSL/MAXIMUM Muffler... 6505, Silentone DIY Muffler... 5508

88-93	6 Cyl.	C2500; 155.5" W.B.; 262 Engine (4.3L); 2 W.D.; 3/4 Ton; under 8500 lbs. G.V.W. (90-93); except 1993 Closed Coupled Exhaust [39]	(20932)
--------------	--------	---	----------------



DIRECT FIT MSL/MAXIMUM Muffler... 700051, UNIVERSAL FIT MSL/MAXIMUM Muffler... 6505, Silentone DIY Muffler... 5508

NA-Not Available. NR-Not Required. FL-Remove and Re-Use Old Flange. ● Golden Warehouse. O.E.-Original Equipment.
Airtube Kit [4948] may be required to complete installation. EFI-Electronic Fuel Injection.

[1] OE system was a welded assembly. It is recommended that all parts noted [1] should be replaced. [958] Federal & California Emission vehicles. Not legal for sale for vehicles licensed in California.
[93] Locating clip must be knocked off OEM converter for proper installation.

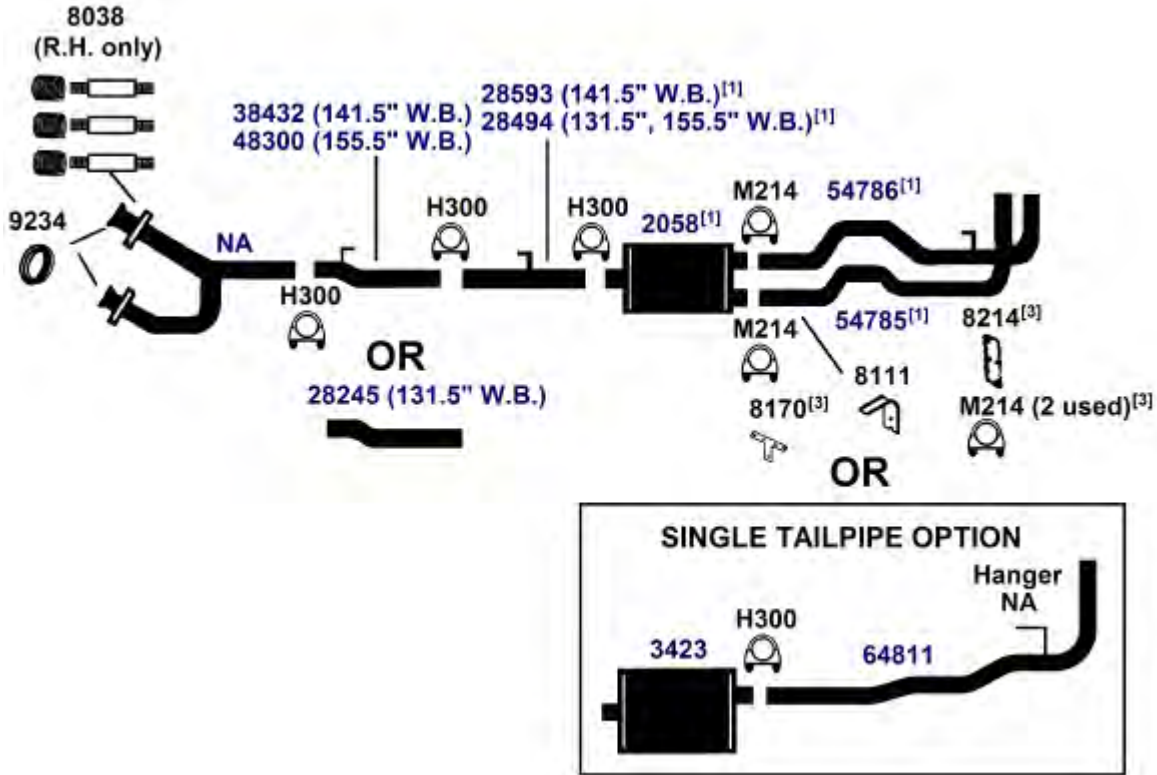
CHEVROLET C20/2500, R20/2500 SERIES 2WD PICKUP

(100078)

88-93

8 Cyl.

C2500; 131.5", 141.5", 155.5" W.B.; 379 Diesel Engine (6.2L); 2 W.D.; 3/4 Ton; (under 8500 lbs. G.V.W.) (91-93) with 3" Muffler Inlet



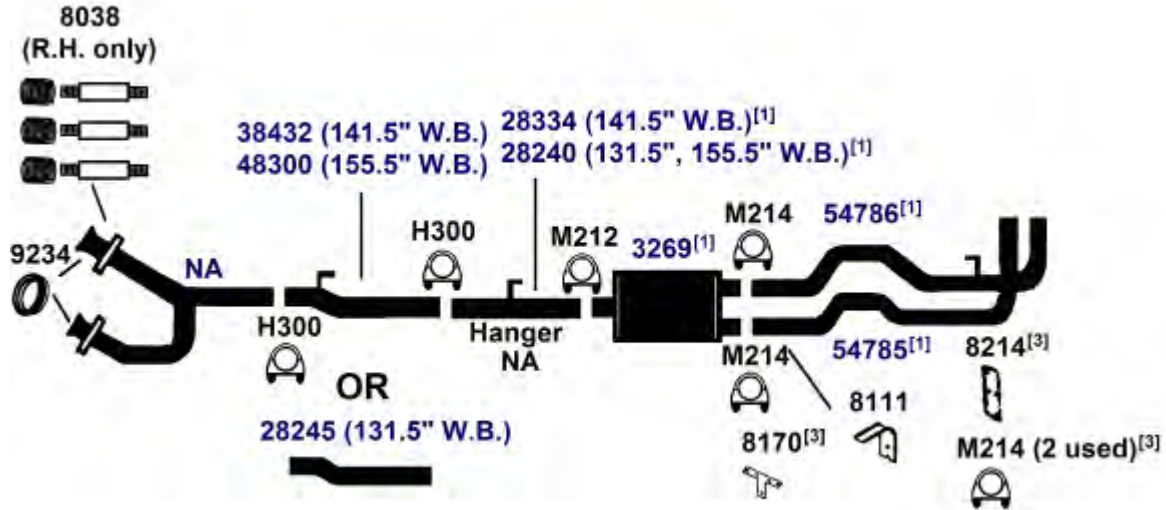
DIRECT FIT MSL/MAXIMUM Muffler... Muffler (2058)- 6576, Muffler (3423)- 700126 (w/ Single Tailpipe Option), Silentone DIY Muffler... Muffler (3423)- 5568 (w/ Single Tailpipe Option)

NA-Not Available. NR-Not Required. FL-Remove and Re-Use Old Flange. ● Golden Warehouse. O.E.-Original Equipment.
 # Airtube Kit [4948] may be required to complete installation. EFI-Electronic Fuel Injection.

[1] OE system was a welded assembly. It is recommended that all parts noted [1] [3] Required for installation. should be replaced.

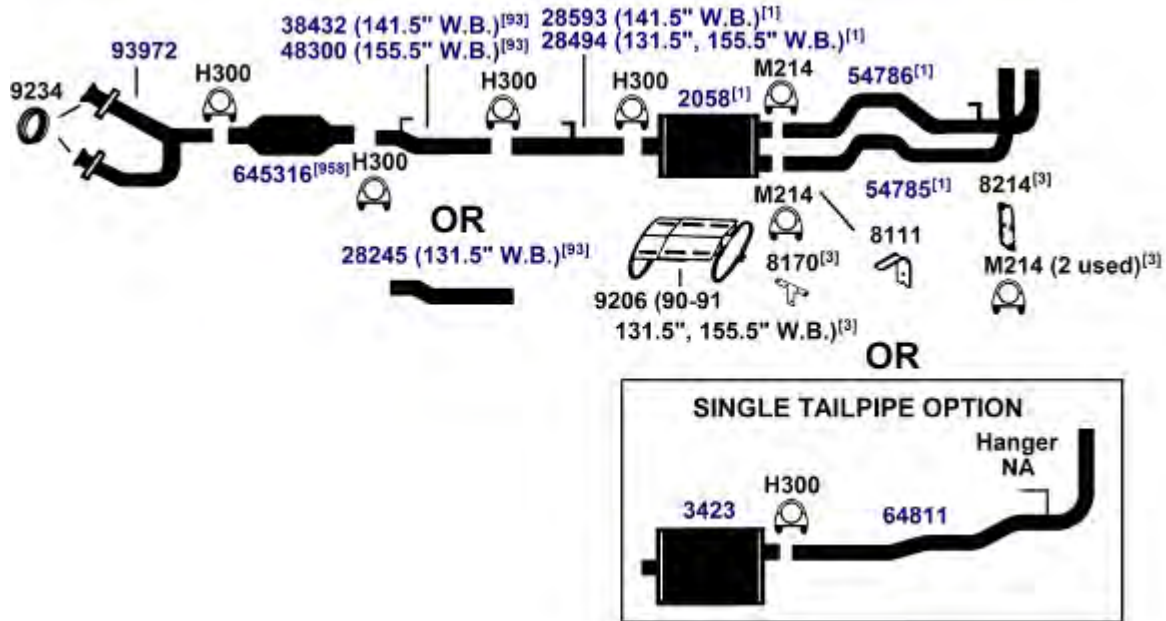
CHEVROLET C20/2500, R20/2500 SERIES 2WD PICKUP

88-93 8 Cyl. C2500; 131.5", 141.5", 155.5" W.B.; 379 Diesel Engine (6.2L); 2 W.D.; 3/4 Ton; **(22181)**
(under 8500 lbs. G.V.W.) (91-93), with 2 1/2" Muffler Inlet



DIRECT FIT MSL/MAXIMUM Muffler... 700104, UNIVERSAL FIT MSL/MAXIMUM Muffler... 6557, 6576, Silentone DIY Muffler... 5542 and two 8911 Connectors and two M200 Clamps

88-91 8 Cyl. C2500; 131.5", 141.5", 155.5" W.B.; 350K Engine (5.7L); 2 W.D.; 3/4 Ton; under **(100080)**
8500 lbs. G.V.W. (1991) with 3" Muffler Inlet



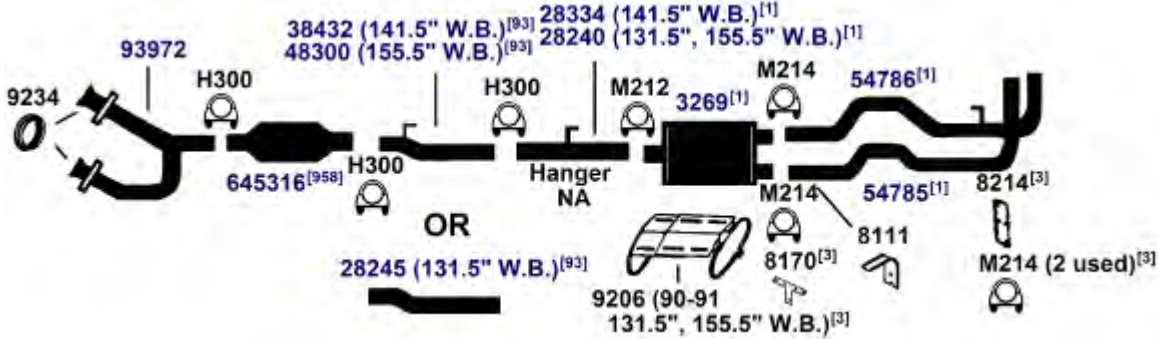
DIRECT FIT MSL/MAXIMUM Muffler... Muffler (2058)- 6576, Muffler (3423)- 700126 (w/ Single Tailpipe Option), Silentone DIY Muffler... Muffler (3423)- 5568 (w/ Single Tailpipe Option)

NA-Not Available. NR-Not Required. FL-Remove and Re-Use Old Flange. ● Golden Warehouse. O.E.-Original Equipment.
Airtube Kit [4948] may be required to complete installation. EFI-Electronic Fuel Injection.

- [1] OE system was a welded assembly. It is recommended that all parts noted [1] should be replaced.
- [2] Locating clip must be knocked off OEM converter for proper installation.
- [3] Required for installation.
- [93] Locating clip must be knocked off OEM converter for proper installation.
- [958] Federal & California Emission vehicles. Not legal for sale for vehicles licensed in California.

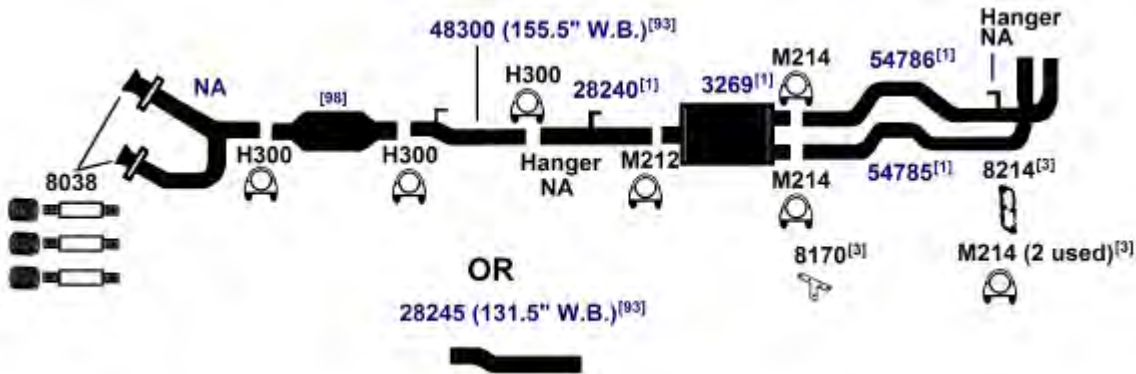
CHEVROLET C20/2500, R20/2500 SERIES 2WD PICKUP

(22178) 88-91 8 Cyl. C2500; 131.5", 141.5", 155.5" W.B.; 350K Engine (5.7L); 2 W.D.; 3/4 Ton; under 8500 lbs. G.V.W. (1991), with 2 1/2" Muffler Inlet



DIRECT FIT MSL/MAXIMUM Muffler... 700104, UNIVERSAL FIT MSL/MAXIMUM Muffler... 6557, 6576, Silentone DIY Muffler... 5542 and two 8911 Connectors and two M200 Clamps

(20935) 1990 6 Cyl. C2500; 131.5", 155.5" W.B.; 262 Engine (4.3L); 2 W.D.; 3/4 Ton; (over 8500 lbs. G.V.W.)



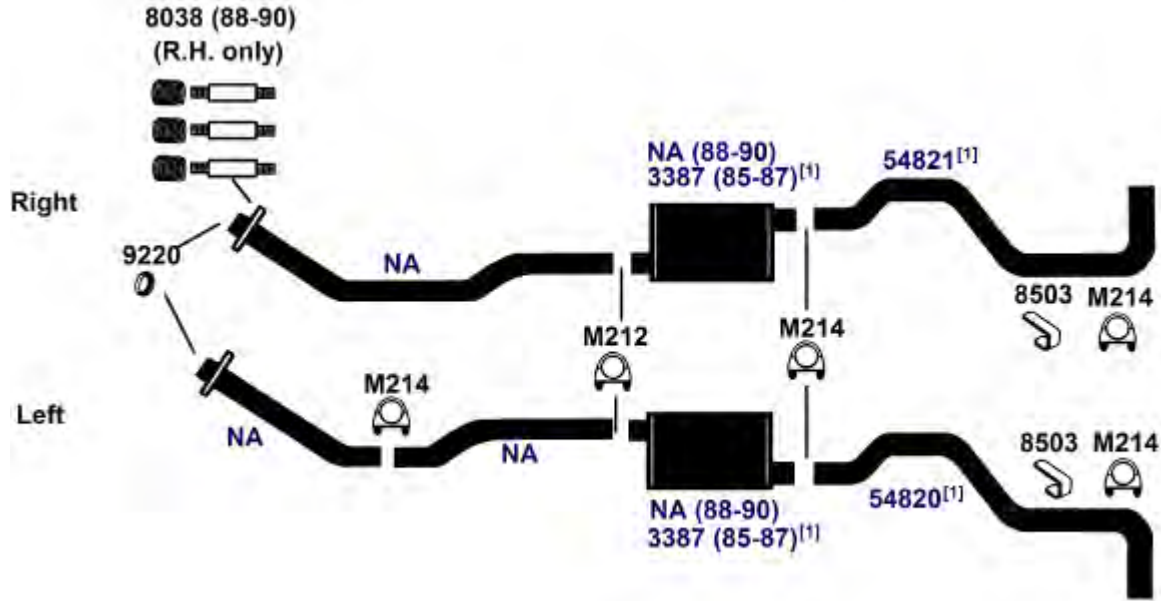
DIRECT FIT MSL/MAXIMUM Muffler... 700104, UNIVERSAL FIT MSL/MAXIMUM Muffler... 6557, 6576, Silentone DIY Muffler... 5542 and two 8911 Connectors and two M200 Clamps

NA-Not Available. NR-Not Required. FL-Remove and Re-Use Old Flange. ● Golden Warehouse. O.E.-Original Equipment.
Airtube Kit [4948] may be required to complete installation. EFI-Electronic Fuel Injection.

- [1] OE system was a welded assembly. It is recommended that all parts noted [1] should be replaced.
- [3] Required for installation.
- [93] Locating clip must be knocked off OEM converter for proper installation.
- [98] Refer to current Catalytic Converter catalog or Website catalog for availability.
- [958] Federal & California Emission vehicles. Not legal for sale for vehicles licensed in California.

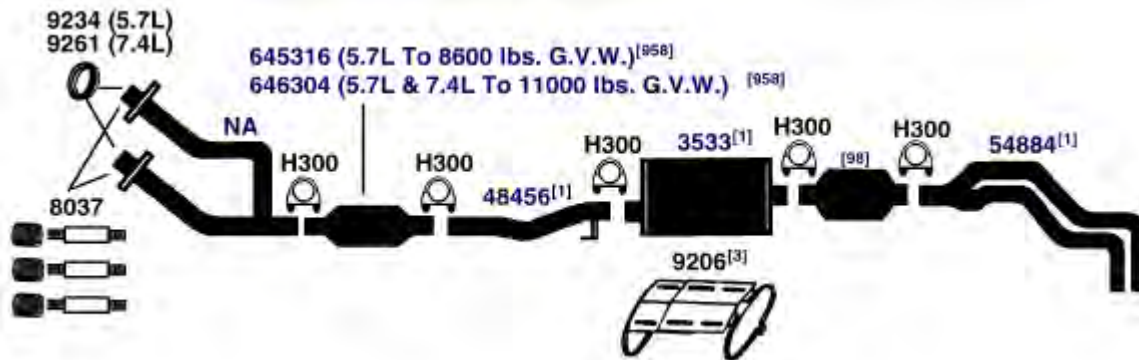
CHEVROLET C20/2500, R20/2500 SERIES 2WD PICKUP

87-90 8 Cyl. R20/R2500; 164.5" W.B.; 379 Diesel Engine (6.2L); 2 W.D.; 3/4 Ton **(22187)**
85-86 8 Cyl. C20/C2500; 164.5" W.B.; 379 Diesel Engine (6.2L); 2 W.D.; 3/4 Ton



DIRECT FIT MSL/MAXIMUM Muffler... Left Muffler (85-87)- 700361 (85-87), Right Muffler (85-87)- 700361 (85-87), UNIVERSAL FIT MSL/MAXIMUM Muffler... Left Muffler (85-87)- 6505, Right Muffler (85-87)- 6505

87-89 8 Cyl. R20/R2500; 164.5" W.B.; 350K, 454 Engine (5.7L, 7.4L); 2 W.D.; 3/4 Ton **(22192)**



DIRECT FIT MSL/MAXIMUM Muffler... 700141, UNIVERSAL FIT MSL/MAXIMUM Muffler... 6577, Silentone DIY Muffler... 5568 and 8975 Connector

NA-Not Available. NR-Not Required. FL-Remove and Re-Use Old Flange. ● Golden Warehouse. O.E.-Original Equipment.
 # Airtube Kit [4948] may be required to complete installation. EFI-Electronic Fuel Injection.

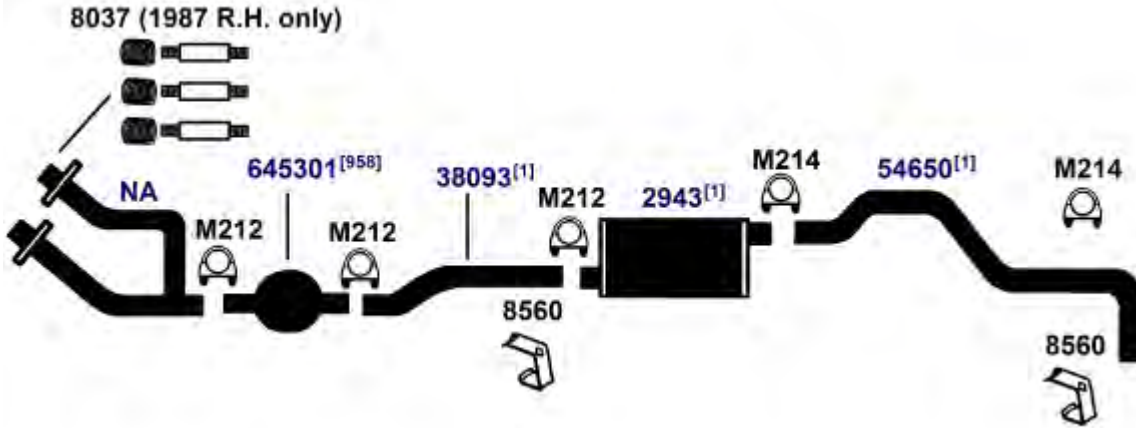
- [1] OE system was a welded assembly. It is recommended that all parts noted [1] should be replaced. [958] Federal & California Emission vehicles. Not legal for sale for vehicles licensed in California.
- [3] Required for installation. [961] To 12,000 lbs. G.W.

CHEVROLET C20/2500, R20/2500 SERIES 2WD PICKUP

(20930)

1987 6 Cyl.
85-86 6 Cyl.

R20/R2500; 131.5" W.B.; 262 Engine (4.3L); with Converter; 3/4 Ton
C20/C2500; 131.5" W.B.; 262 Engine (4.3L); with Converter; 3/4 Ton

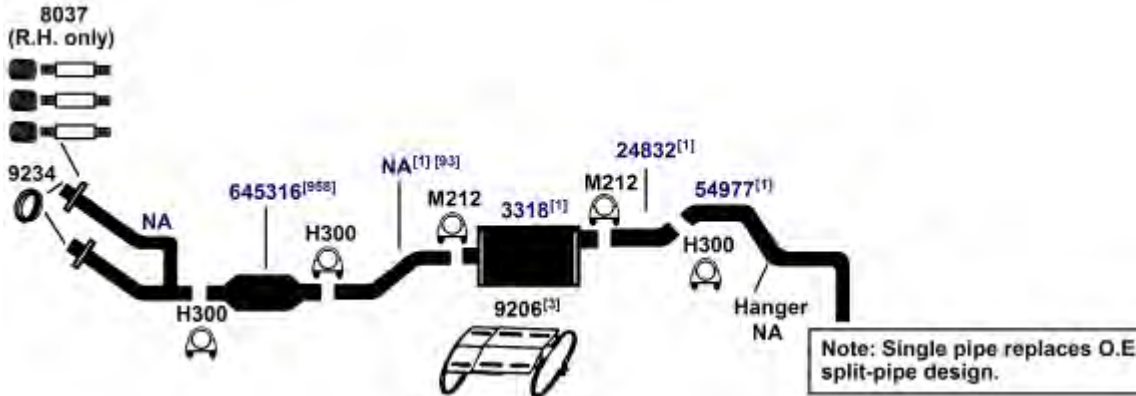


DIRECT FIT MSL/MAXIMUM Muffler... 700051, UNIVERSAL FIT MSL/MAXIMUM Muffler... 6505, Silentone DIY Muffler... 5508

(22185)

1987 8 Cyl.

R20/R2500; 131.5" W.B.; 350K Engine (5.7L); 2 W.D.; 3/4 Ton; (To 8500 lbs. G.V.W.)



DIRECT FIT MSL/MAXIMUM Muffler... 700109, UNIVERSAL FIT MSL/MAXIMUM Muffler... 6532, 6595, 709998, Silentone DIY Muffler... 5550

NA-Not Available. NR-Not Required. FL-Remove and Re-Use Old Flange. ● Golden Warehouse. O.E.-Original Equipment.

Airtube Kit [4948] may be required to complete installation. EFI-Electronic Fuel Injection.

[1] OE system was a welded assembly. It is recommended that all parts noted [1] should be replaced.

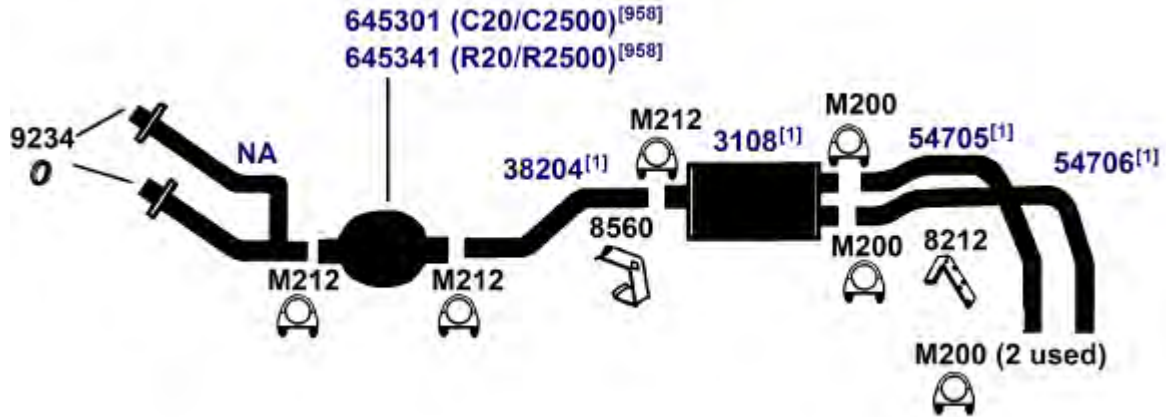
[3] Required for installation.

[93] Locating clip must be knocked off OEM converter for proper installation.

[958] Federal & California Emission vehicles. Not legal for sale for vehicles licensed in California.

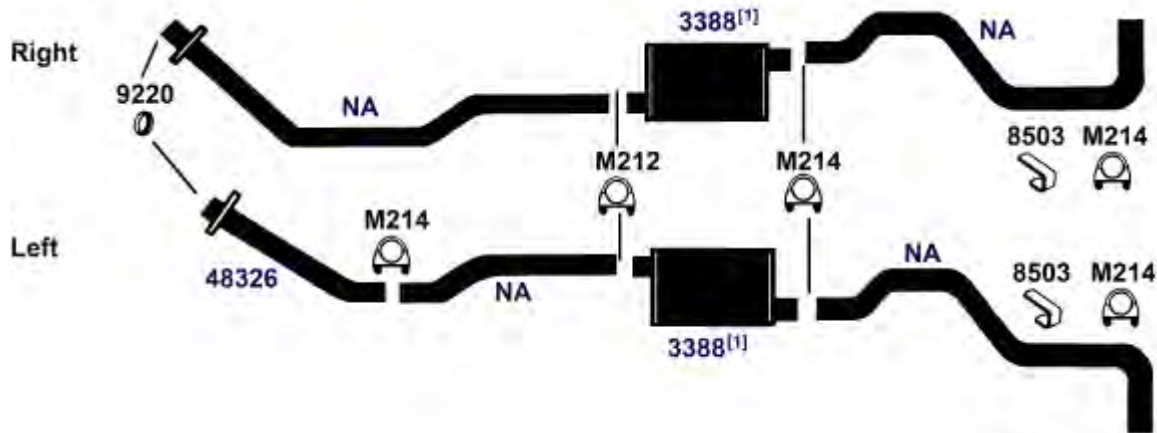
CHEVROLET C20/2500, R20/2500 SERIES 2WD PICKUP

1987	8 Cyl.	R20/R2500; 131.5" W.B.; 305F, 305H Engine (5.0L); with Converter; 2 W.D.; except Suburban; 3/4 Ton	(22177)
1987	8 Cyl.	C20/C2500; 131.5" W.B.; 305H Engine (5.0L); with Converter; 2 W.D.; except Suburban; 3/4 Ton	



DIRECT FIT MSL/MAXIMUM Muffler... 6557, Silentone DIY Muffler... 5542 and two 8907 Adapters and two M200 Clamps

1987	8 Cyl.	R20/R2500; 131.5" W.B.; 379 Diesel Engine (6.2L); 2 W.D.; 3/4 Ton	(22184)
85-86	8 Cyl.	C20/C2500; 131.5" W.B.; 379 Diesel Engine (6.2L); 2 W.D.; 3/4 Ton	



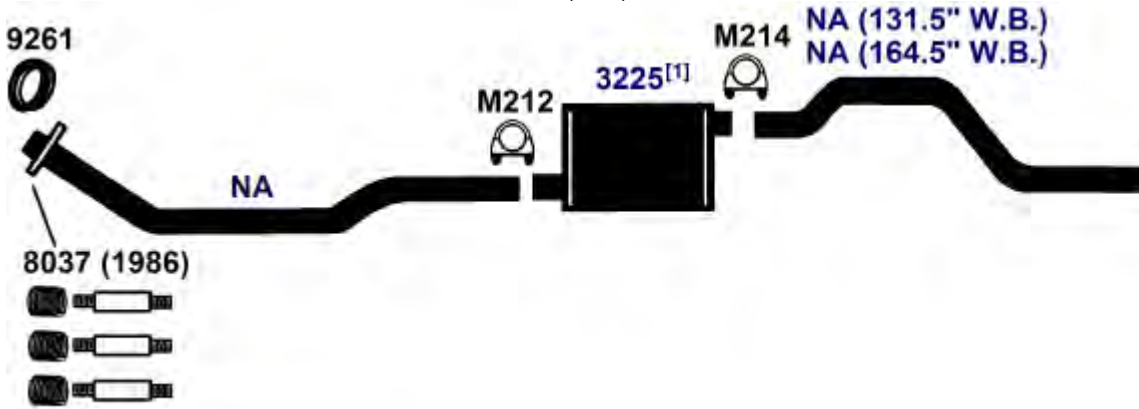
DIRECT FIT MSL/MAXIMUM Muffler... Left- 6505, Right- 6505, UNIVERSAL FIT MSL/MAXIMUM Muffler... Left- 6505, Right- 6505

NA-Not Available. NR-Not Required. FL-Remove and Re-Use Old Flange. ● Golden Warehouse. O.E.-Original Equipment.
Airtube Kit [4948] may be required to complete installation. EFI-Electronic Fuel Injection.

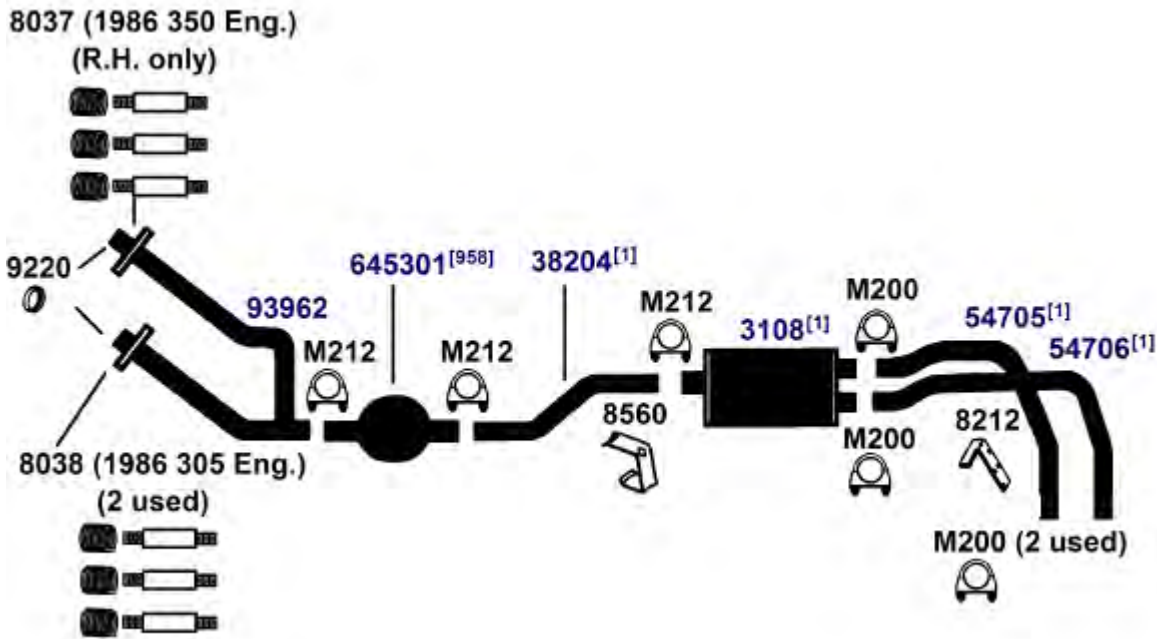
[1] OE system was a welded assembly. It is recommended that all parts noted [1] should be replaced. [958] Federal & California Emission vehicles. Not legal for sale for vehicles licensed in California.

CHEVROLET C20/2500, R20/2500 SERIES 2WD PICKUP

(20929) 85-87 6 Cyl. HIGH TEMPERATURE EXHAUST SYSTEM C20/C2500; 131.5", 164.5" W.B.; 292 Engine (4.8L); 2 W.D.; 3/4 Ton; Built after Jan.1, 1985; with Heavy Duty Emissions (H5D)



(22172) 85-86 8 Cyl. C20/C2500; 131.5" W.B.; 305F, 305H, 350L Engine (5.0L, 5.7L); with Converter; 2 W.D.; except Suburban; 3/4 Ton



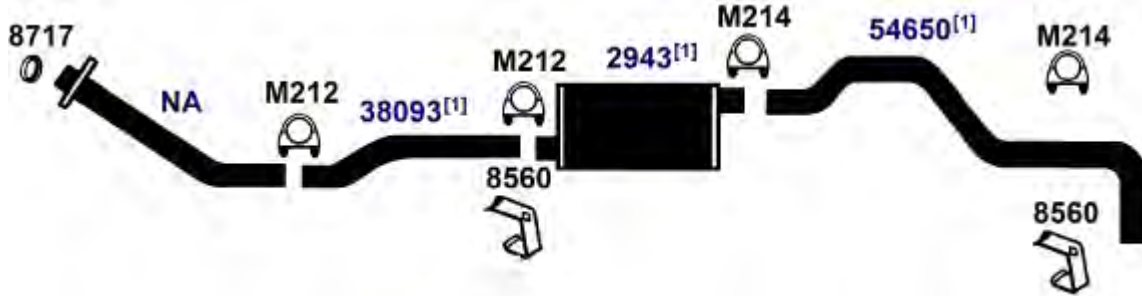
DIRECT FIT MSL/MAXIMUM Muffler... 6557, Silentone DIY Muffler... 5542 and two 8907 Adapters and two M200 Clamps

NA-Not Available. NR-Not Required. FL-Remove and Re-Use Old Flange. ● Golden Warehouse. O.E.-Original Equipment.
Airtube Kit [4948] may be required to complete installation. EFI-Electronic Fuel Injection.

[1] OE system was a welded assembly. It is recommended that all parts noted [1] should be replaced. [958] Federal & California Emission vehicles. Not legal for sale for vehicles licensed in California.

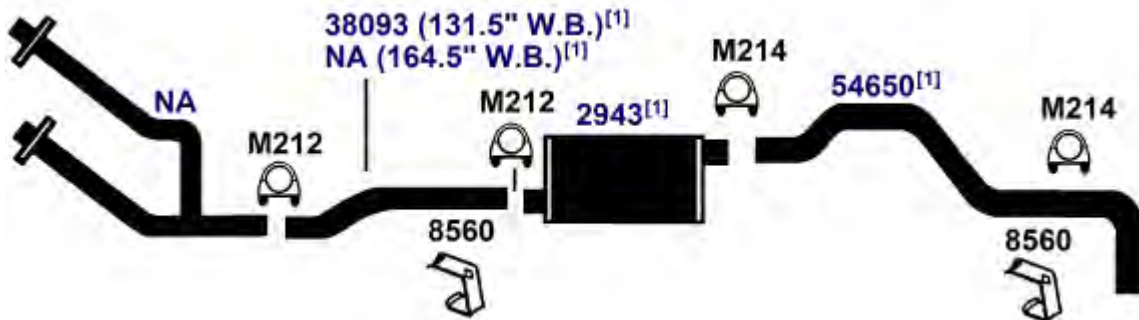
CHEVROLET C20/2500, R20/2500 SERIES 2WD PICKUP

1985 6 Cyl. C20/C2500; 131.5" W.B.; 292 Engine (4.8L); 3/4 Ton; without Converter; 2 W.D. **(20926)**
 (Models built before Jan.1, 1985)



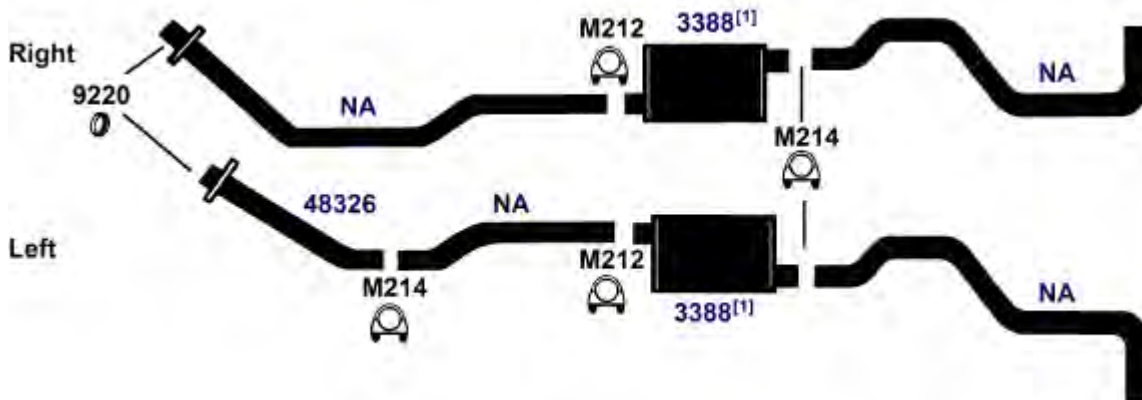
DIRECT FIT MSL/MAXIMUM Muffler... 700051, UNIVERSAL FIT MSL/MAXIMUM Muffler... 6505, Silentone DIY Muffler... 5508

1985 8 Cyl. C20/C2500; 131.5", 164.5" W.B.; 350M Engine (5.7L); 2 W.D.; except Suburban; 3/4 Ton (Models built before Jan. 1, 1985) **(22169)**



DIRECT FIT MSL/MAXIMUM Muffler... 700051, UNIVERSAL FIT MSL/MAXIMUM Muffler... 6505, Silentone DIY Muffler... 5508

1984 8 Cyl. C20/C2500; 131.5" W.B.; 379 Diesel Engine (6.2L); 2 W.D.; 3/4 Ton **(22184E)**



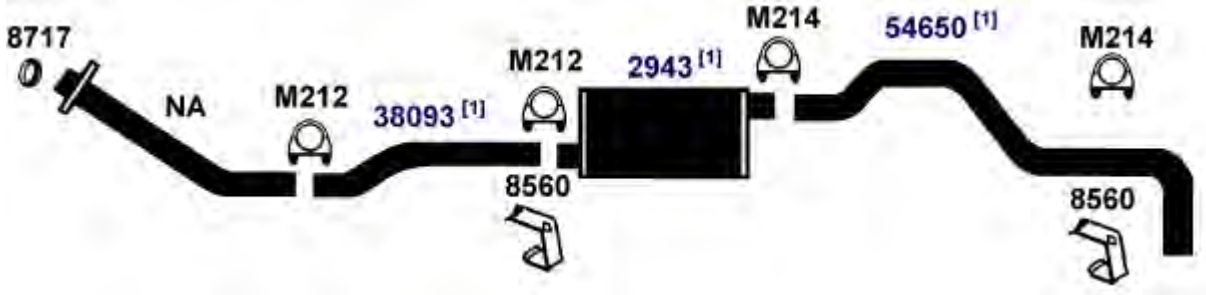
UNIVERSAL FIT MSL/MAXIMUM Muffler... Left- 6505, Right- 6505

NA-Not Available. NR-Not Required. FL-Remove and Re-Use Old Flange. ● Golden Warehouse. O.E.-Original Equipment.
 # Airtube Kit [4948] may be required to complete installation. EFI-Electronic Fuel Injection.

[1] OE system was a welded assembly. It is recommended that all parts noted [1] should be replaced.

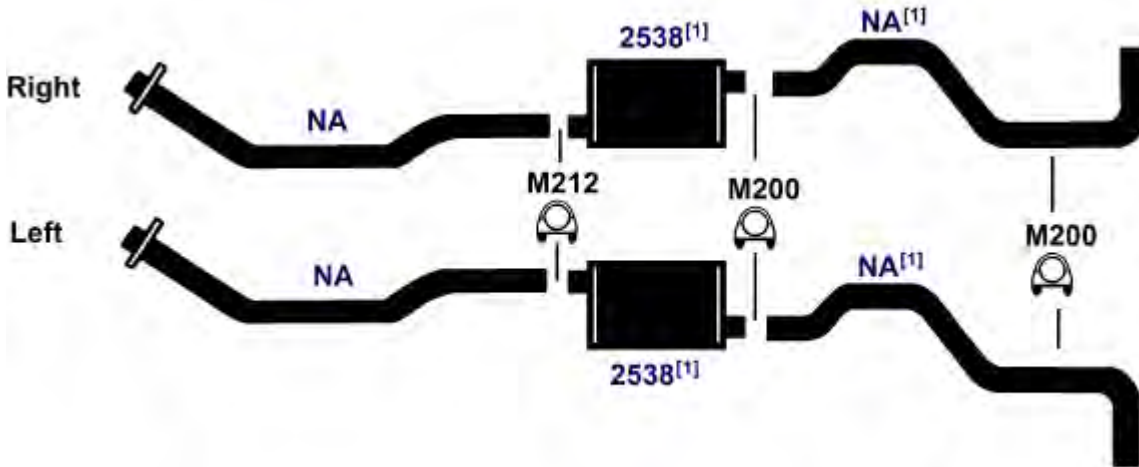
CHEVROLET C20/2500, R20/2500 SERIES 2WD PICKUP

(20926E) 83-84 6 Cyl. C20/C2500, 131.5" W.B., 292 Engine (4.8L), 2 W.D., 3/4 Ton, without Converter



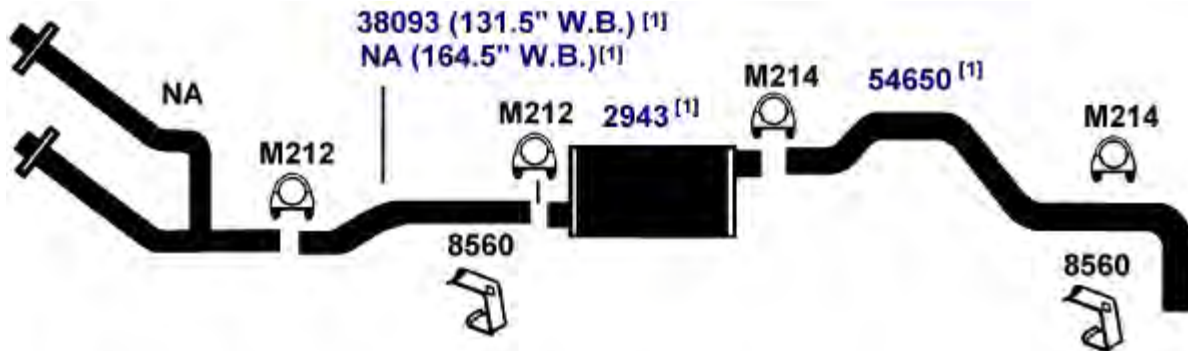
DIRECT FIT MSL/MAXIMUM Muffler... 700051, UNIVERSAL FIT MSL/MAXIMUM Muffler... 6505, Silentone DIY Muffler... 5508

(22168) 83-84 8 Cyl. C20/C2500, 164.5" W.B., 454 Engine (7.4L), 2 W.D., Dual Exhaust, 3/4 Ton



DIRECT FIT MSL/MAXIMUM Muffler... Left- 6505, Right- 6505, Silentone DIY Muffler... Left- 5512, Right- 5512

(22169E) 83-84 8 Cyl. C20/C2500; 131.5", 164.5" W.B.; 350M Engine (5.7L); 2 W.D.; 3/4 Ton; except Suburban



DIRECT FIT MSL/MAXIMUM Muffler... 700051, UNIVERSAL FIT MSL/MAXIMUM Muffler... 6505, Silentone DIY Muffler... 5508

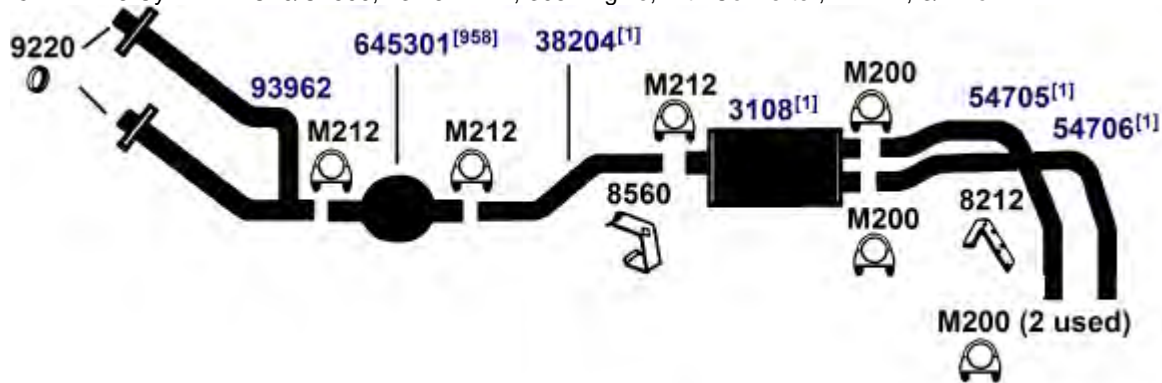
NA-Not Available. NR-Not Required. FL-Remove and Re-Use Old Flange. ● Golden Warehouse. O.E.-Original Equipment.
Airtube Kit [4948] may be required to complete installation. EFI-Electronic Fuel Injection.

[1] OE system was a welded assembly. It is recommended that all parts noted [1] should be replaced.

CHEVROLET C20/2500, R20/2500 SERIES 2WD PICKUP

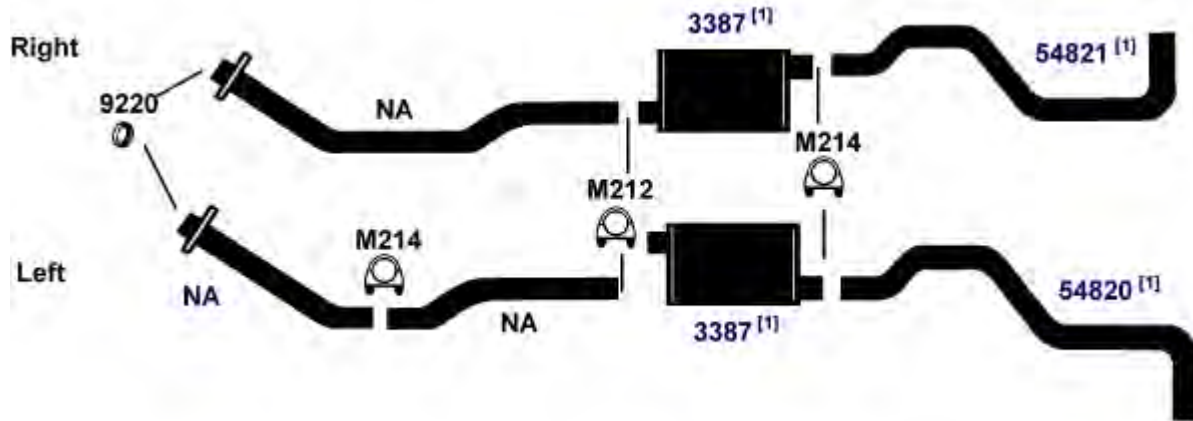
83-84 8 Cyl. C20/C2500; 131.5" W.B.; 305F, 305H, 350L Engine (5.0L, 5.7L); with Converter; **(22172E)**
 2 W.D.; except Suburban; 3/4 Ton

81-82 8 Cyl. C20/C2500, 131.5" W.B., 305 Engine, with Converter, 2 W.D., 3/4 Ton



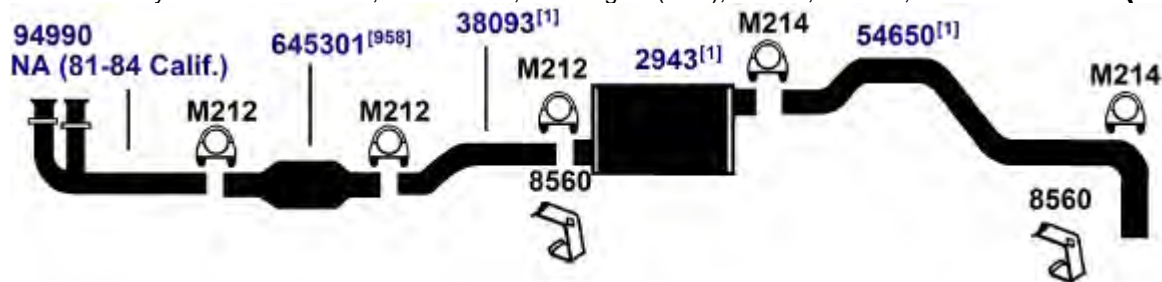
DIRECT FIT MSL/MAXIMUM Muffler... 6557, Silentone DIY Muffler... 5542 and two 8907 Adapters and two M200 Clamps

82-84 8 Cyl. C20/C2500; 164.5" W.B.; 379 Diesel Engine (6.2L); 2 W.D.; 3/4 Ton **(22187E)**



DIRECT FIT MSL/MAXIMUM Muffler... Left- 700361, Right- 700361, UNIVERSAL FIT MSL/MAXIMUM Muffler... Left- 6505, Right- 6505

80-84 6 Cyl. C20/C2500, 131.5" W.B., 250 Engine (4.1L), 2 W.D., 3/4 Ton, with Converter **(20925)**



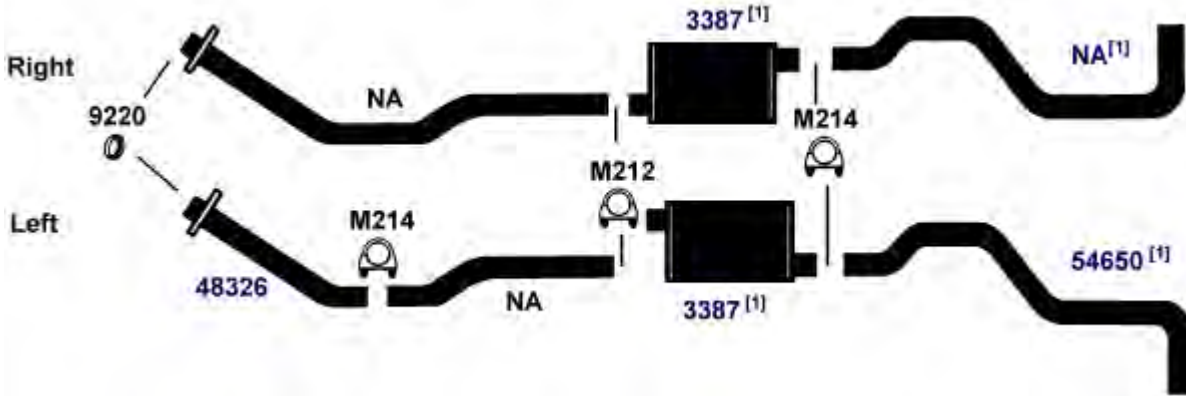
DIRECT FIT MSL/MAXIMUM Muffler... 700051, UNIVERSAL FIT MSL/MAXIMUM Muffler... 6505, Silentone DIY Muffler... 5508

NA-Not Available. NR-Not Required. FL-Remove and Re-Use Old Flange. ● Golden Warehouse. O.E.-Original Equipment.
 # Airtube Kit [4948] may be required to complete installation. EFI-Electronic Fuel Injection.

[1] OE system was a welded assembly. It is recommended that all parts noted [1] should be replaced. [958] Federal & California Emission vehicles. Not legal for sale for vehicles licensed in California.

CHEVROLET C20/2500, R20/2500 SERIES 2WD PICKUP

(22182) 82-83 8 Cyl. C20/C2500, 131.5" W.B., 379 Diesel Engine (6.2L), 2 W.D., 3/4 Ton



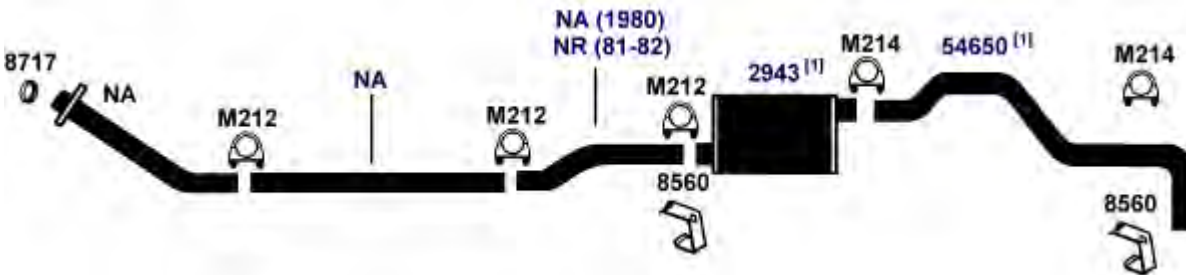
DIRECT FIT MSL/MAXIMUM Muffler... Left- 700361, Right- 700361, UNIVERSAL FIT MSL/MAXIMUM Muffler... Left- 6505, Right- 6505

(22167) 1982 8 Cyl. C20/C2500, 164.5" W.B., 350 Engine, 2 W.D., 3/4 Ton



DIRECT FIT MSL/MAXIMUM Muffler... 700051, UNIVERSAL FIT MSL/MAXIMUM Muffler... 6505, Silentone DIY Muffler... 5508

(20923) 80-82 6 Cyl. C20/C2500, 164.5" W.B., 292 Engine (4.8L), 3/4 Ton, without Converter



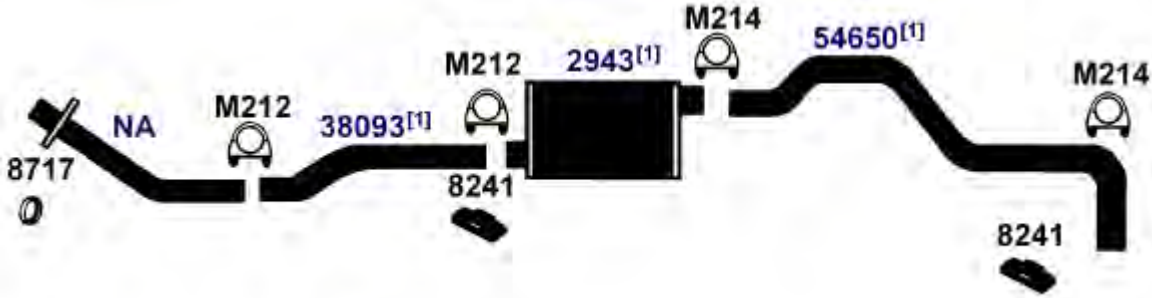
DIRECT FIT MSL/MAXIMUM Muffler... 700051, UNIVERSAL FIT MSL/MAXIMUM Muffler... 6505, Silentone DIY Muffler... 5508

NA-Not Available. NR-Not Required. FL-Remove and Re-Use Old Flange. ● Golden Warehouse. O.E.-Original Equipment.
Airtube Kit [4948] may be required to complete installation. EFI-Electronic Fuel Injection.

[1] OE system was a welded assembly. It is recommended that all parts noted [1] should be replaced.

CHEVROLET C20/2500, R20/2500 SERIES 2WD PICKUP

80-82 6 Cyl. C20/C2500, 131.5" W.B., 292 Engine (4.8L), 3/4 Ton, without Converter **(20924)**



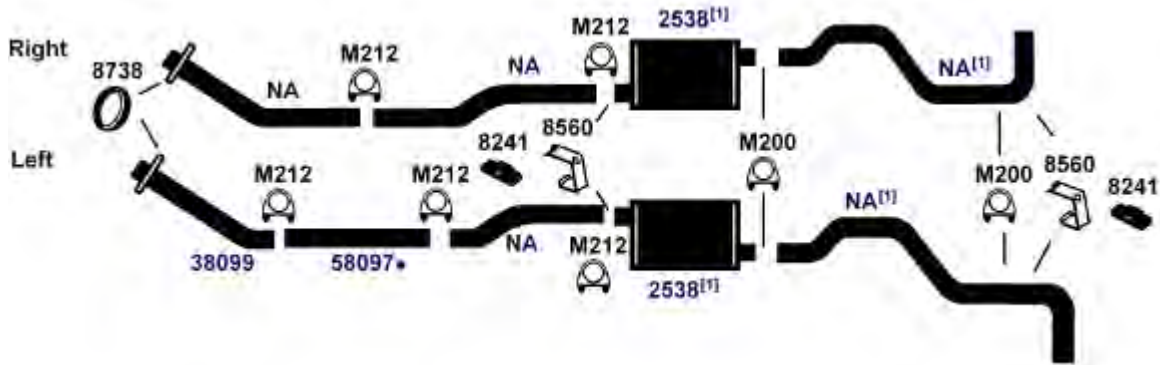
DIRECT FIT MSL/MAXIMUM Muffler... 700051, UNIVERSAL FIT MSL/MAXIMUM Muffler... 6505, Silentone DIY Muffler... 5508

80-82 8 Cyl. C20/C2500, 131.5" W.B., 350 Engine with Heavy Duty 4-barrel LT9 Engine, 2 W.D., 3/4 Ton **(22163)**



DIRECT FIT MSL/MAXIMUM Muffler... 700051, UNIVERSAL FIT MSL/MAXIMUM Muffler... 6505, Silentone DIY Muffler... 5508

80-81 8 Cyl. C20/C2500, 164.5" W.B., 454 Engine, 2 W.D., 3/4 Ton, Dual Exhaust **(22160)**



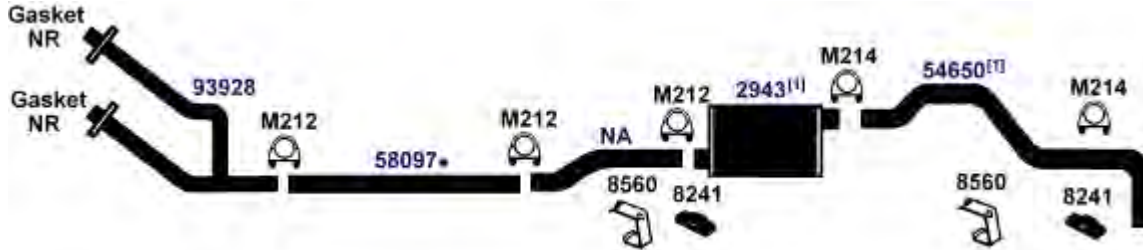
DIRECT FIT MSL/MAXIMUM Muffler... Right 6505, Left 6505, Silentone DIY Muffler... Right 5512, Left 5512

NA-Not Available. NR-Not Required. FL-Remove and Re-Use Old Flange. ● Golden Warehouse. O.E.-Original Equipment.
Airtube Kit [4948] may be required to complete installation. EFI-Electronic Fuel Injection.

[1] OE system was a welded assembly. It is recommended that all parts noted [1] should be replaced.

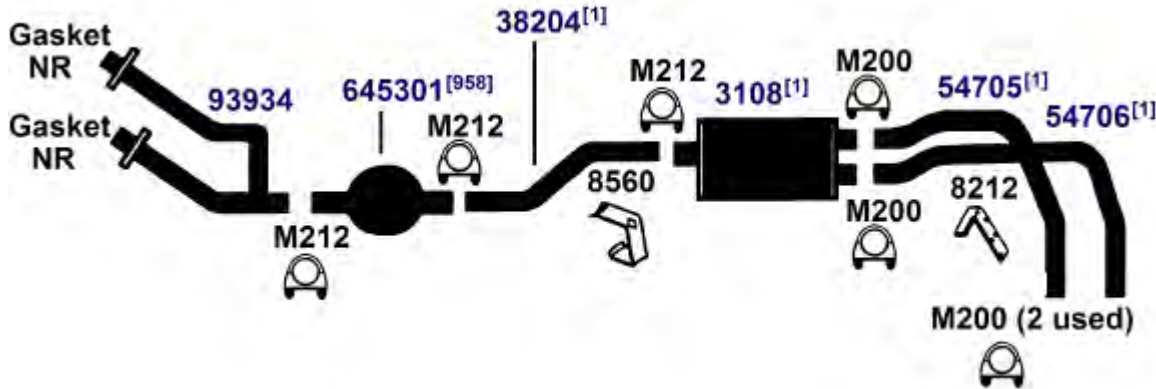
CHEVROLET C20/2500, R20/2500 SERIES 2WD PICKUP

(22161) 80-81 8 Cyl. C20/C2500, 164.5" W.B., 350 Engine with Heavy Duty 4-barrel LT9 Engine, 2 W.D., 3/4 Ton



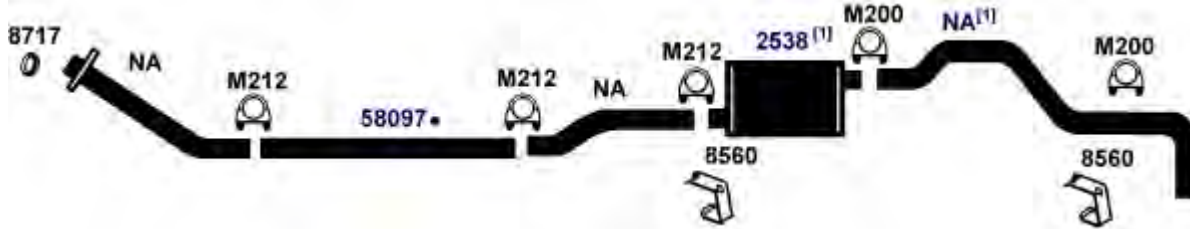
DIRECT FIT MSL/MAXIMUM Muffler... 700051, UNIVERSAL FIT MSL/MAXIMUM Muffler... 6505, Silentone DIY Muffler... 5508

(22156) 1980 8 Cyl. C20/C2500, 131.5" W.B., 350 Lt. Duty Engine (LS9), with Converter, 2 W.D., 3/4 Ton



DIRECT FIT MSL/MAXIMUM Muffler... 6557, Silentone DIY Muffler... 5542 and two 8907 Adapters and two M200 Clamps

(20919) 1979 6 Cyl. C20/C2500, 164.5" W.B., 292 Engine (4.8L), 3/4 Ton, without Converter



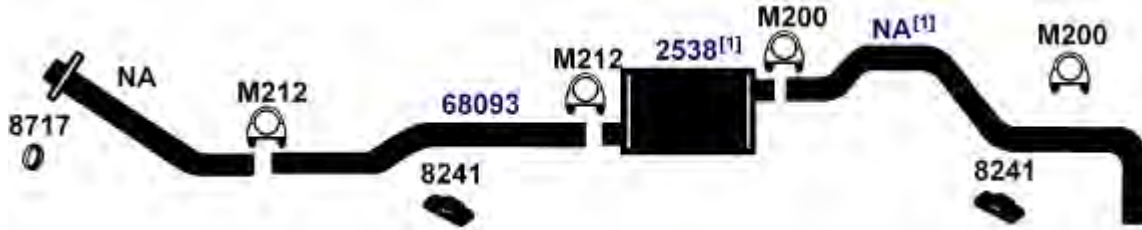
DIRECT FIT MSL/MAXIMUM Muffler... 6505, Silentone DIY Muffler... 5512

NA-Not Available. NR-Not Required. FL-Remove and Re-Use Old Flange. ● Golden Warehouse. O.E.-Original Equipment.
Airtube Kit [4948] may be required to complete installation. EFI-Electronic Fuel Injection.

[1] OE system was a welded assembly. It is recommended that all parts noted [1] should be replaced. [958] Federal & California Emission vehicles. Not legal for sale for vehicles licensed in California.

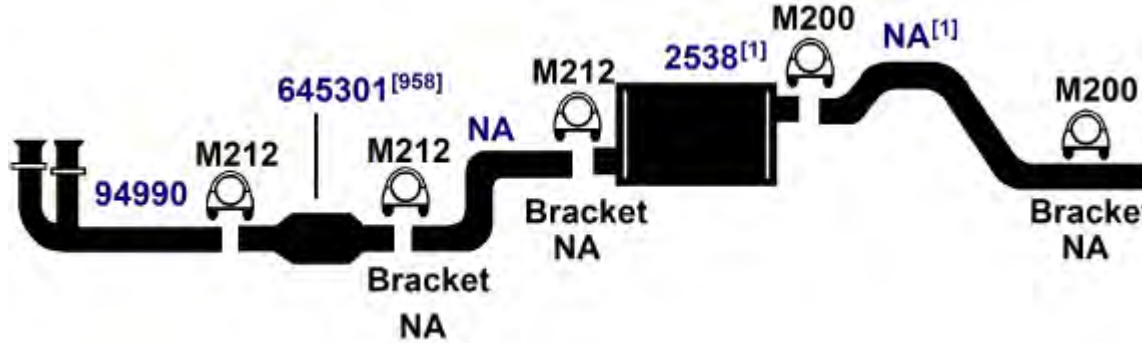
CHEVROLET C20/2500, R20/2500 SERIES 2WD PICKUP

1979 6 Cyl. C20/C2500, 131.5" W.B., 292 Engine (4.8L), 3/4 Ton, without Converter **(20920)**



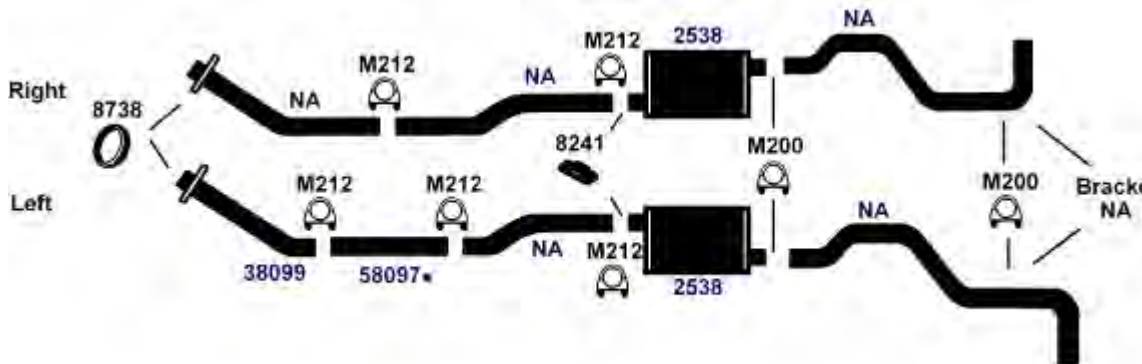
DIRECT FIT MSL/MAXIMUM Muffler... 6505, Silentone DIY Muffler... 5512

1979 6 Cyl. C20/C2500, 131.5" W.B., 250 Engine, 2 W.D., 3/4 Ton, except Suburban, with Converter **(20922)**



DIRECT FIT MSL/MAXIMUM Muffler... 6505, Silentone DIY Muffler... 5512

1979 8 Cyl. C20/C2500, 164.5" W.B., 454 Engine, 2 W.D., 3/4 Ton, Dual Exhaust **(22146)**



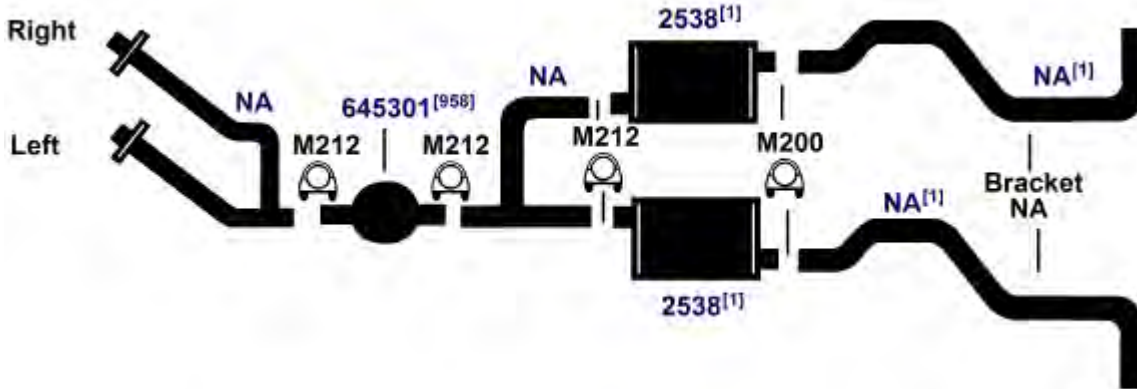
DIRECT FIT MSL/MAXIMUM Muffler... Left- 6505, Right- 6505, Silentone DIY Muffler... Left- 5512, Right- 5512

NA-Not Available. NR-Not Required. FL-Remove and Re-Use Old Flange. ● Golden Warehouse. O.E.-Original Equipment.
Airtube Kit [4948] may be required to complete installation. EFI-Electronic Fuel Injection.

[1] OE system was a welded assembly. It is recommended that all parts noted [1] should be replaced. [958] Federal & California Emission vehicles. Not legal for sale for vehicles licensed in California.

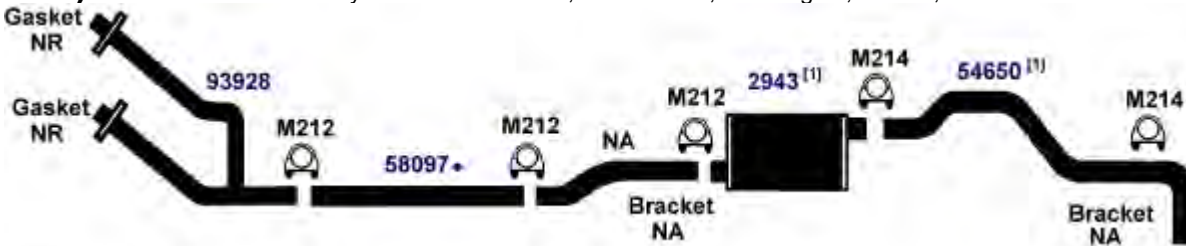
CHEVROLET C20/2500, R20/2500 SERIES 2WD PICKUP

(22148) 1979 8 Cyl. C20/C2500, 131.5" W.B., 454 Engine, with Converter, 2 W.D., 3/4 Ton



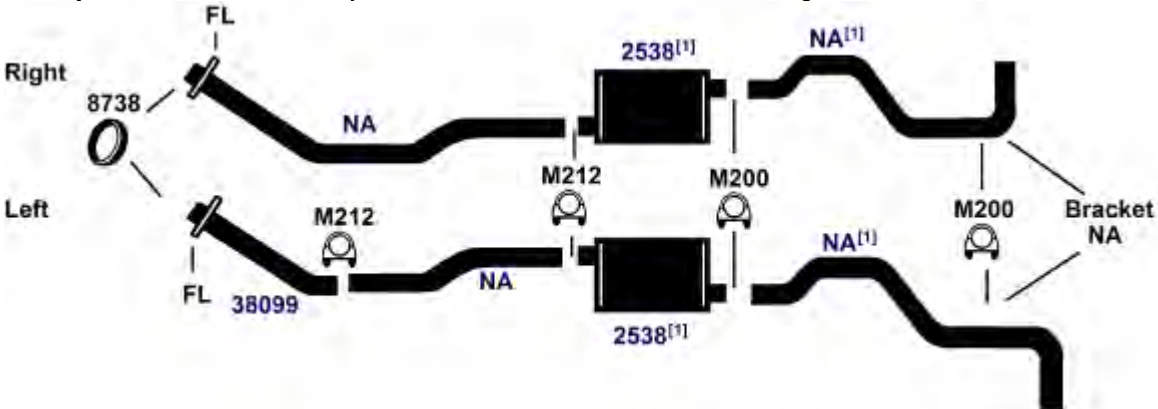
DIRECT FIT MSL/MAXIMUM Muffler... Left- 6505, Right- 6505, Silentone DIY Muffler... Left- 5512, Right- 5512

(22150) 1979 8 Cyl. C20/C2500, 164.5" W.B., 350 Engine, 2 W.D., 3/4 Ton



DIRECT FIT MSL/MAXIMUM Muffler... 700051, UNIVERSAL FIT MSL/MAXIMUM Muffler... 6505, Silentone DIY Muffler... 5508

(22147) 1979 8 Cyl. C20/C2500, 131.5" W.B., 454 Engine, 2 W.D., 3/4 Ton, Dual Exhaust



DIRECT FIT MSL/MAXIMUM Muffler... Left- 6505, Right- 6505, Silentone DIY Muffler... Left- 5512, Right- 5512

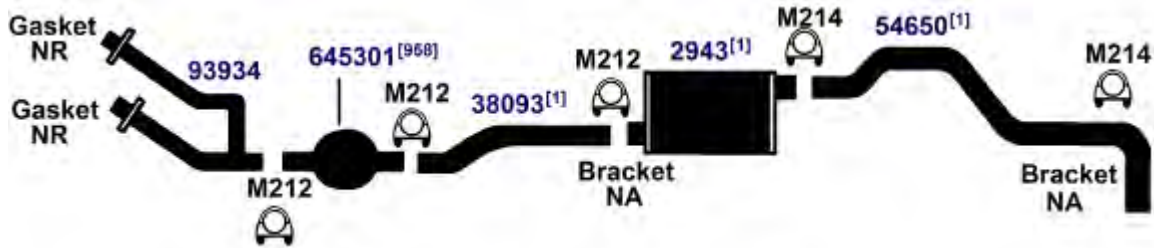
NA-Not Available. NR-Not Required. FL-Remove and Re-Use Old Flange. ● Golden Warehouse. O.E.-Original Equipment.

Airtube Kit [4948] may be required to complete installation. EFI-Electronic Fuel Injection.

[1] OE system was a welded assembly. It is recommended that all parts noted [1] should be replaced. [958] Federal & California Emission vehicles. Not legal for sale for vehicles licensed in California.

CHEVROLET C20/2500, R20/2500 SERIES 2WD PICKUP

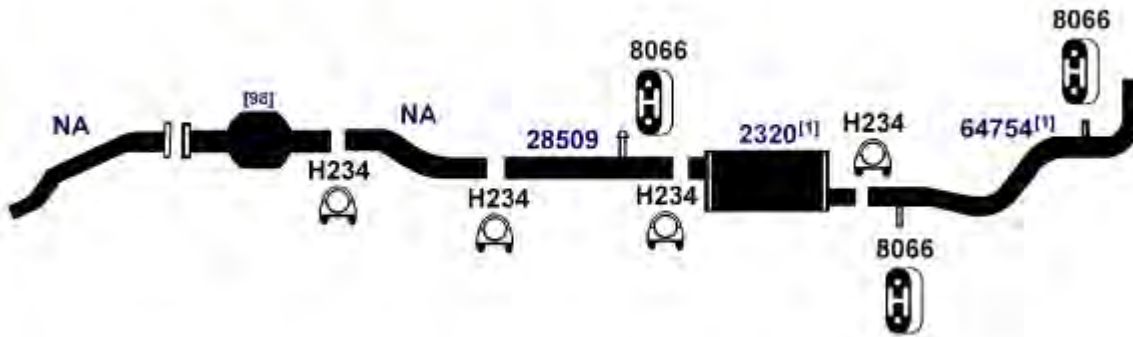
1979 8 Cyl. C20/C2500, 131.5" W.B., 350 Engine, with Converter, 2 W.D., 3/4 Ton **(22152)**



DIRECT FIT MSL/MAXIMUM Muffler... 700051, UNIVERSAL FIT MSL/MAXIMUM Muffler... 6505, Silentone DIY Muffler... 5508

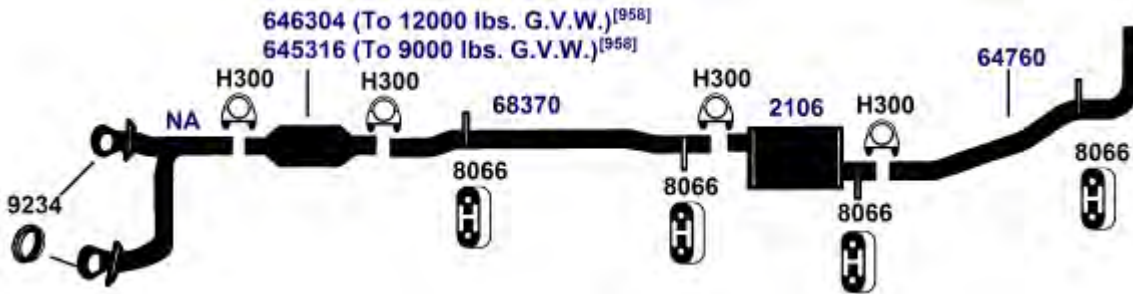
CHEVROLET C30/3500, R30/3500 SERIES 2WD PICKUP

1994 8 Cyl. C3500; 155.5" W.B.; 395F Turbo Diesel Engine (6.5L); 2 W.D.; 1 Ton **(100534)**



DIRECT FIT MSL/MAXIMUM Muffler... 700336, Silentone DIY Muffler... 5571 and 8963 Connector

92-94 8 Cyl. C3500; 168.5" W.B.; 350K Engine (5.7L); 2 W.D.; 1 Ton **(22576)**



Silentone DIY Muffler... 5571

NA-Not Available. NR-Not Required. FL-Remove and Re-Use Old Flange. ● Golden Warehouse. O.E.-Original Equipment.
Airtube Kit [4948] may be required to complete installation. EFI-Electronic Fuel Injection.

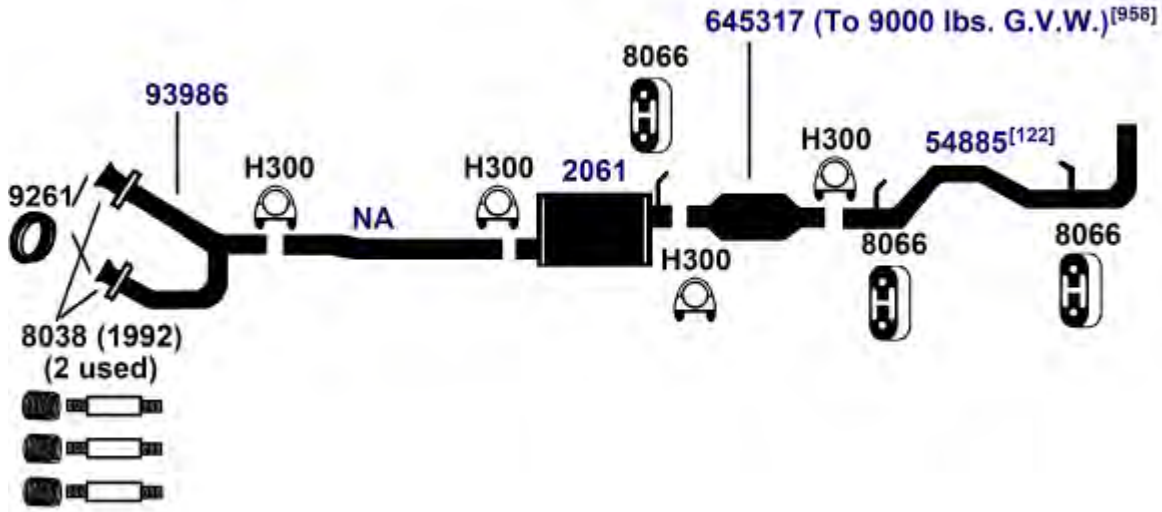
[1] OE system was a welded assembly. It is recommended that all parts noted [1] should be replaced.

[98] Refer to current Catalytic Converter catalog or Website catalog for availability.

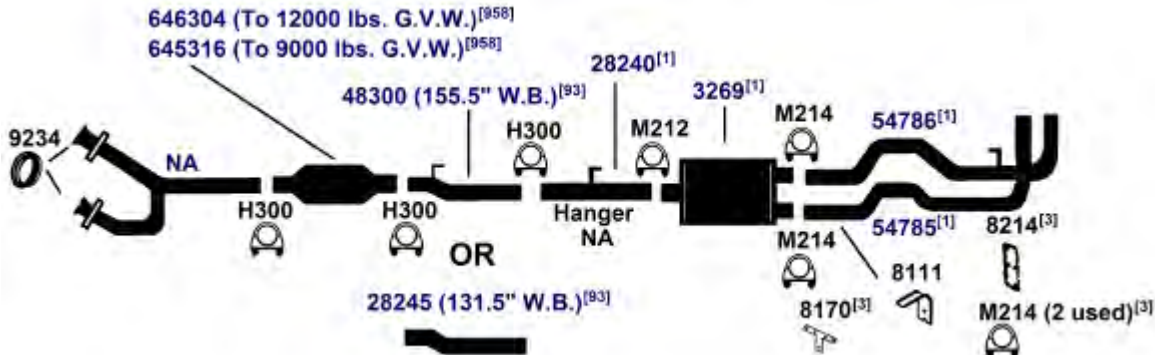
[958] Federal & California Emission vehicles. Not legal for sale for vehicles licensed in California.

CHEVROLET C30/3500, R30/3500 SERIES 2WD PICKUP

(22569) 92-94 8 Cyl. C3500; Crew Cab; 168.5" W.B.; 454 Engine (7.4L); 2 W.D.; 1 Ton



(100539) 91-94 8 Cyl. C3500; 131.5", 155.5" W.B.; 350K Engine (5.7L); 2 W.D.; 1 Ton; Over 8500 lbs. G.V.W., with 2 1/2" Muffler Inlet



DIRECT FIT MSL/MAXIMUM Muffler... 700104, UNIVERSAL FIT MSL/MAXIMUM Muffler... 6557, 6576, Silentone DIY Muffler... 5542 and two 8911 Connectors and two M200 Clamps

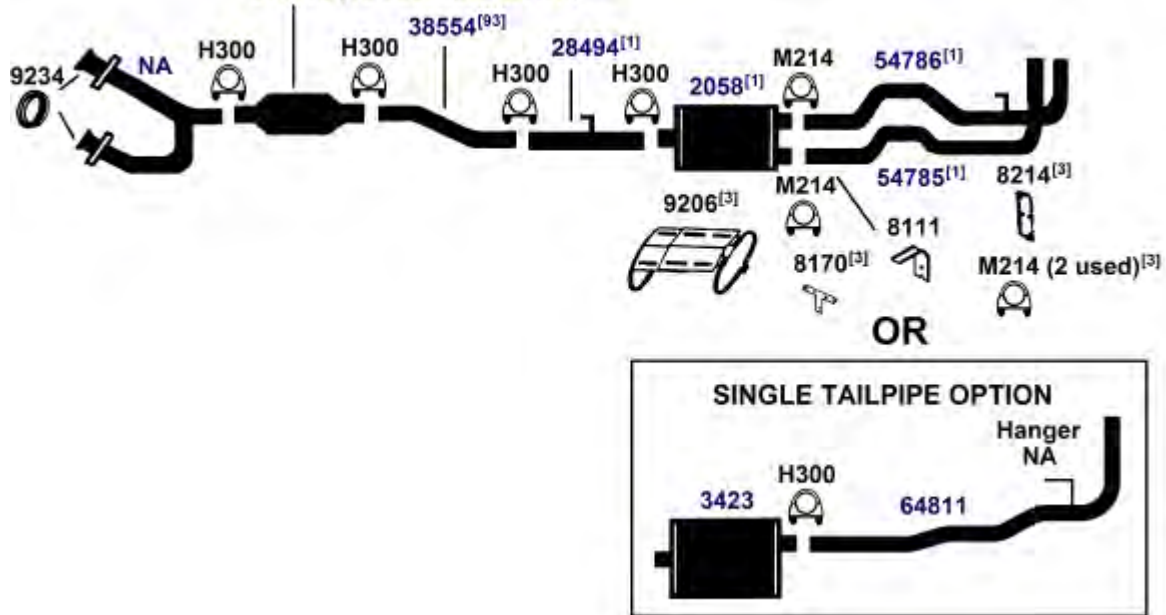
NA-Not Available. NR-Not Required. FL-Remove and Re-Use Old Flange. ● Golden Warehouse. O.E.-Original Equipment.
Airtube Kit [4948] may be required to complete installation. EFI-Electronic Fuel Injection.

- [1] OE system was a welded assembly. It is recommended that all parts noted [1] should be replaced.
- [3] Required for installation.
- [93] Locating clip must be knocked off OEM converter for proper installation.
- [122] If replacing O.E. exhaust system, first cut tail pipe on vehicle immediately behind converter to tail pipe weld. Cut through outer pipe only, leaving converter nipple intact.
- [958] Federal & California Emission vehicles. Not legal for sale for vehicles licensed in California.

CHEVROLET C30/3500, R30/3500 SERIES 2WD PICKUP

91-94 8 Cyl. C3500; 155.5" W.B.; 350K Engine (5.7L); 2 W.D.; 1 Ton **(22567)**

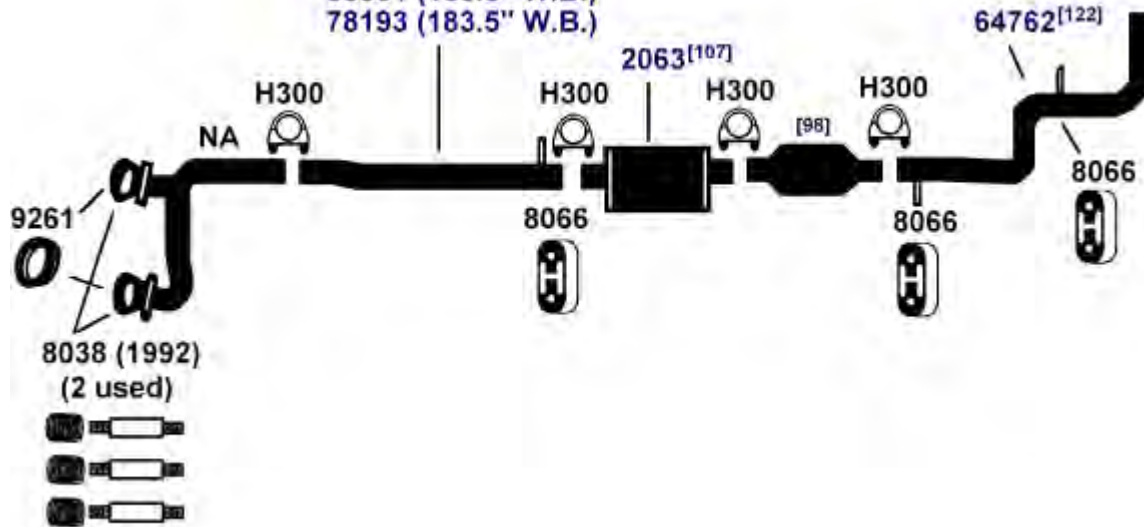
646304 (To 12000 lbs. G.V.W.)^[958]
645316 (To 9000 lbs. G.V.W.)^[958]



DIRECT FIT MSL/MAXIMUM Muffler... Muffler (2058)- 6576, Muffler (3423)- 700126 (w/ Single Tailpipe Option), Silentone DIY Muffler... Muffler (3423)- 5568 (w/ Single Tailpipe Option)

91-94 8 Cyl. C3500; 159.5", 183.5" W.B.; 454N Engine (7.4L); 2 W.D.; 1 Ton; 15,000 lbs. G.V.W. 1st design without frame rail reinforcement (1994 models) **(22577)**

58361 (159.5" W.B.)
78193 (183.5" W.B.)



DIRECT FIT MSL/MAXIMUM Muffler... Muffler (2063)- 700347

NA-Not Available. NR-Not Required. FL-Remove and Re-Use Old Flange. ● Golden Warehouse. O.E.-Original Equipment.
Airtube Kit [4948] may be required to complete installation. EFI-Electronic Fuel Injection.

- [1] OE system was a welded assembly. It is recommended that all parts noted [1] should be replaced.
- [3] Required for installation.
- [93] Locating clip must be knocked off OEM converter for proper installation.
- [98] Refer to current Catalytic Converter catalog or Website catalog for availability.
- [107] Cut original muffler immediately behind muffler nipple to converter weld and remove any portion of muffler nipple that is inside of converter. Muffler is then installed inside of the converter nipple.

- [122] If replacing O.E. exhaust system, first cut tail pipe on vehicle immediately behind converter to tail pipe weld. Cut through outer pipe only, leaving converter nipple intact.
- [958] Federal & California Emission vehicles. Not legal for sale for vehicles licensed in California.

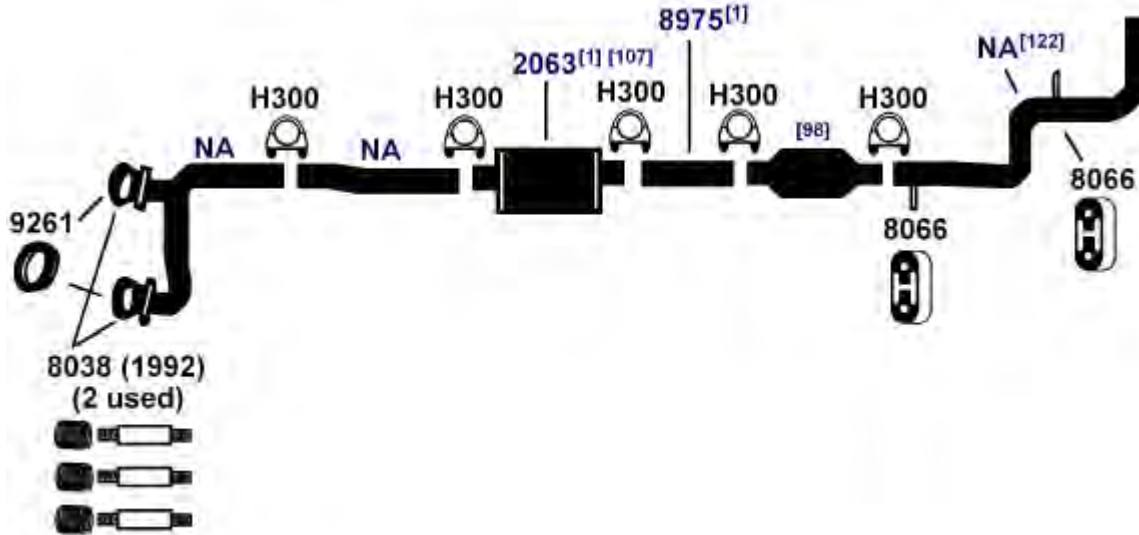
CHEVROLET C30/3500, R30/3500 SERIES 2WD PICKUP

(22578)

91-94

8 Cyl.

C3500; 135.5" W.B.; 454N Engine (7.4L); 2 W.D.; 1 Ton; 15,000 G.V.W. 1st design without frame rail reinforcement(1994 models)



DIRECT FIT MSL/MAXIMUM Muffler... Muffler (2063)- 700347

NA-Not Available. NR-Not Required. FL-Remove and Re-Use Old Flange. ● Golden Warehouse. O.E.-Original Equipment.
Airtube Kit [4948] may be required to complete installation. EFI-Electronic Fuel Injection.

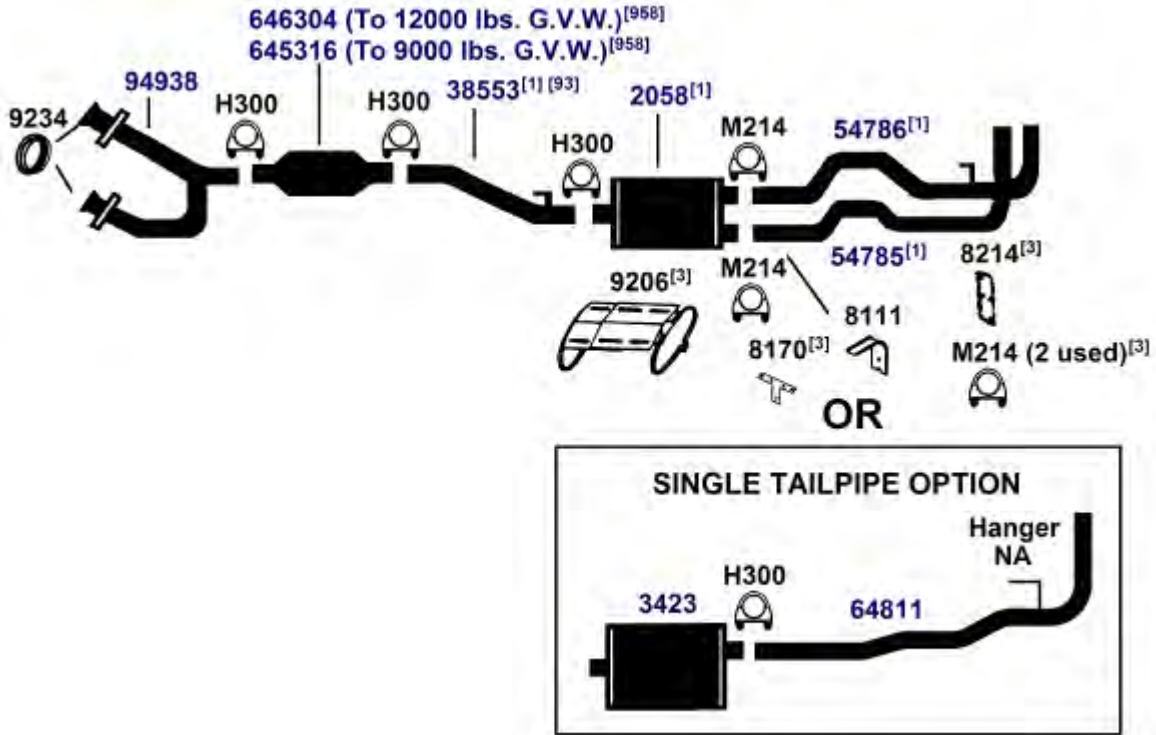
- [1] OE system was a welded assembly. It is recommended that all parts noted [1] should be replaced.
[98] Refer to current Catalytic Converter catalog or Website catalog for availability.

- [107] Cut original muffler immediately behind muffler nipple to converter weld and remove any portion of muffler nipple that is inside of converter. Muffler is then installed inside of the converter nipple.

- [122] If replacing O.E. exhaust system, first cut tail pipe on vehicle immediately behind converter to tail pipe weld. Cut through outer pipe only, leaving converter nipple intact.

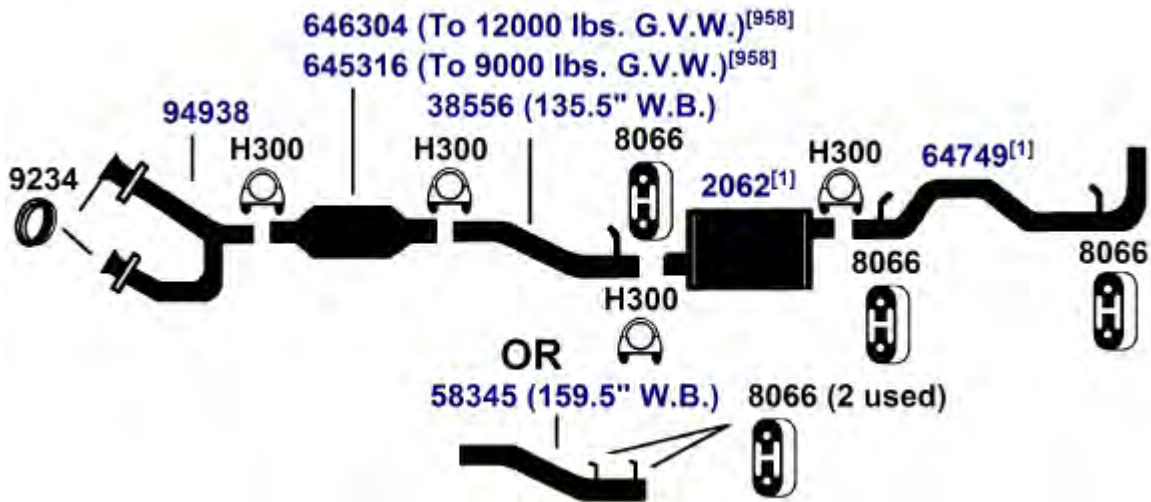
CHEVROLET C30/3500, R30/3500 SERIES 2WD PICKUP

91-94 8 Cyl. C3500; 131.5" W.B.; 350K Engine (5.7L); 2 W.D.; 1 Ton **(22568)**



DIRECT FIT MSL/MAXIMUM Muffler... Muffler (2058)- 6576, Muffler (3423)- 700126 (w/ Single Tailpipe Option), Silentone DIY Muffler... Muffler (3423)- 5568 (w/ Single Tailpipe Option)

90-94 8 Cyl. C3500; Chassis Cab; 135.5", 159.5" W.B.; 350K Engine (5.7L); 2 W.D.; 1 Ton; **(22564)**
 except 15,000 lbs. G.V.W.



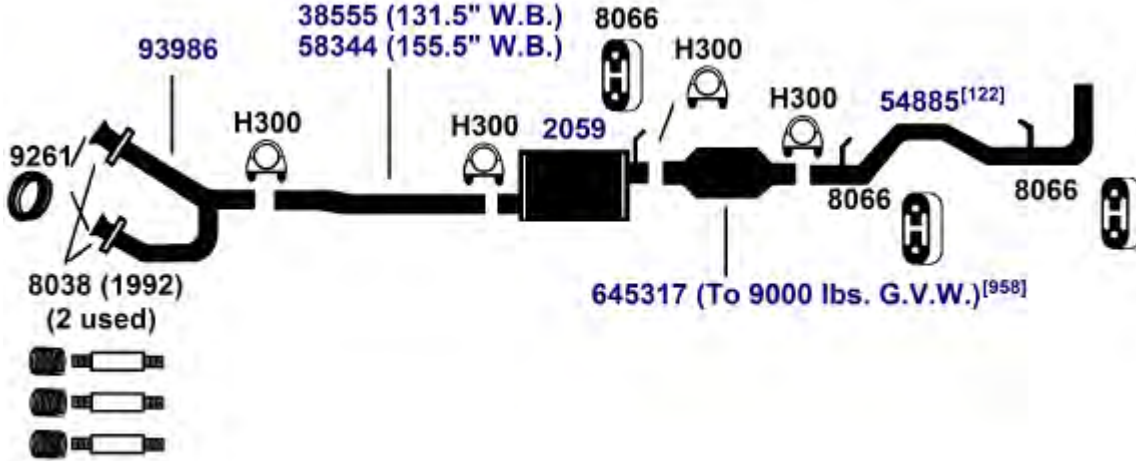
DIRECT FIT MSL/MAXIMUM Muffler... 700222

NA-Not Available. NR-Not Required. FL-Remove and Re-Use Old Flange. ● Golden Warehouse. O.E.-Original Equipment.
 # Airtube Kit [4948] may be required to complete installation. EFI-Electronic Fuel Injection.

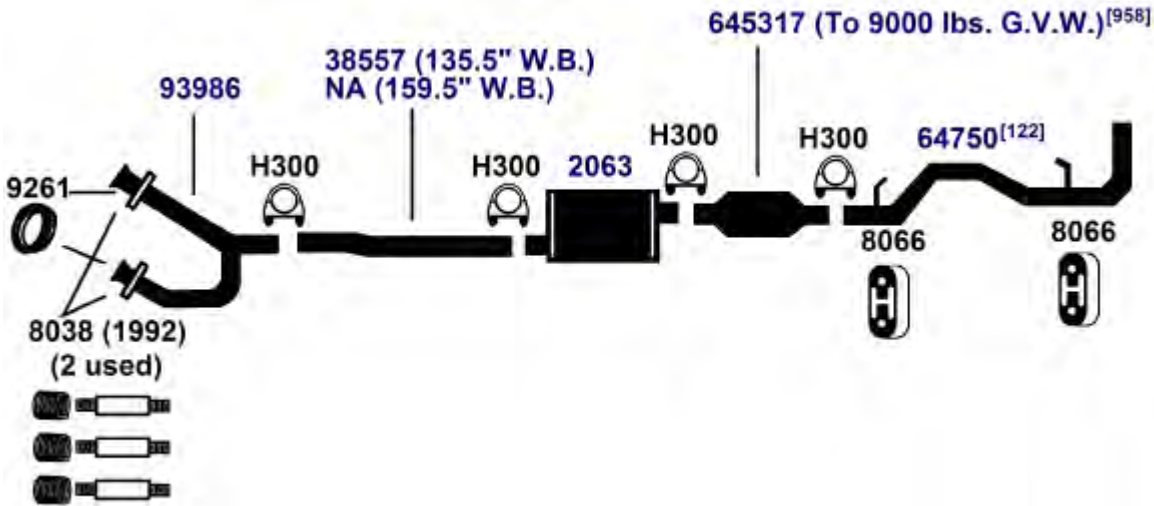
- [1] OE system was a welded assembly. It is recommended that all parts noted [1] should be replaced.
- [2] Locating clip must be knocked off OEM converter for proper installation.
- [3] Required for installation.
- [958] Federal & California Emission vehicles. Not legal for sale for vehicles licensed in California.

CHEVROLET C30/3500, R30/3500 SERIES 2WD PICKUP

(22563) 90-94 8 Cyl. C3500; 131.5", 155.5" W.B.; 454 Engine (7.4L); 2 W.D.; 1 Ton

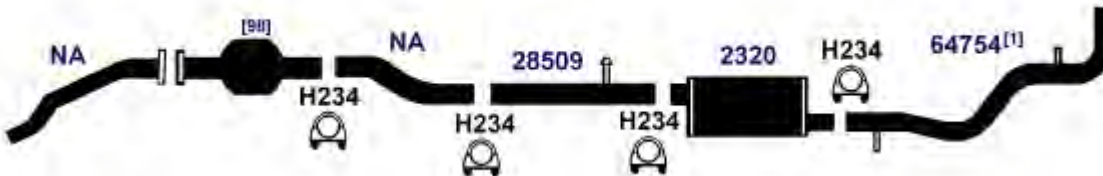


(22562) 90-94 8 Cyl. C3500; Chassis Cab; 135", 159.5" W.B.; 454 Engine (7.4L); 2 W.D.; 1 Ton; except 15,000 lbs. G.V.W.



DIRECT FIT MSL/MAXIMUM Muffler... 700347

(100428) 1994 8 Cyl. C3500; 155.5" W.B.; 395F Turbo Diesel Engine (6.5L); 2 W.D.; 1 Ton



DIRECT FIT MSL/MAXIMUM Muffler... 700336, Silentone DIY Muffler... 5571 and 8963 Connector

NA-Not Available. NR-Not Required. FL-Remove and Re-Use Old Flange. ● Golden Warehouse. O.E.-Original Equipment.
Airtube Kit [4948] may be required to complete installation. EFI-Electronic Fuel Injection.

[1] OE system was a welded assembly. It is recommended that all parts noted [1] should be replaced.

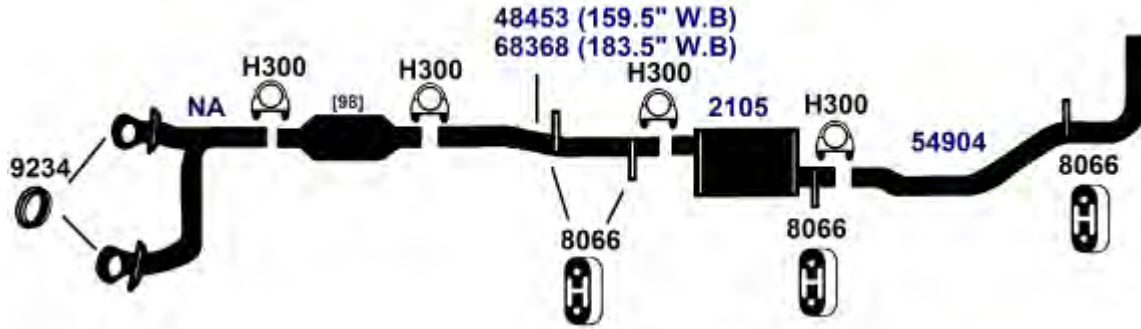
[98] Refer to current Catalytic Converter catalog or Website catalog for availability.

[122] If replacing O.E. exhaust system, first cut tail pipe on vehicle immediately behind converter to tail pipe weld. Cut through outer pipe only, leaving converter nipple intact.

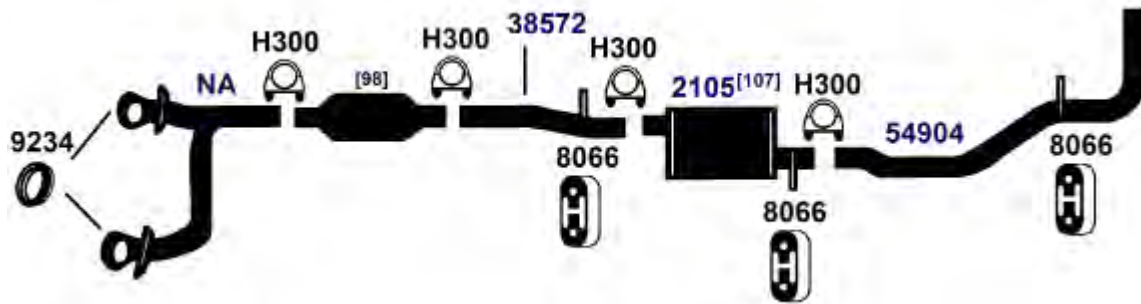
[958] Federal & California Emission vehicles. Not legal for sale for vehicles licensed in California.

CHEVROLET C30/3500, R30/3500 SERIES 2WD PICKUP

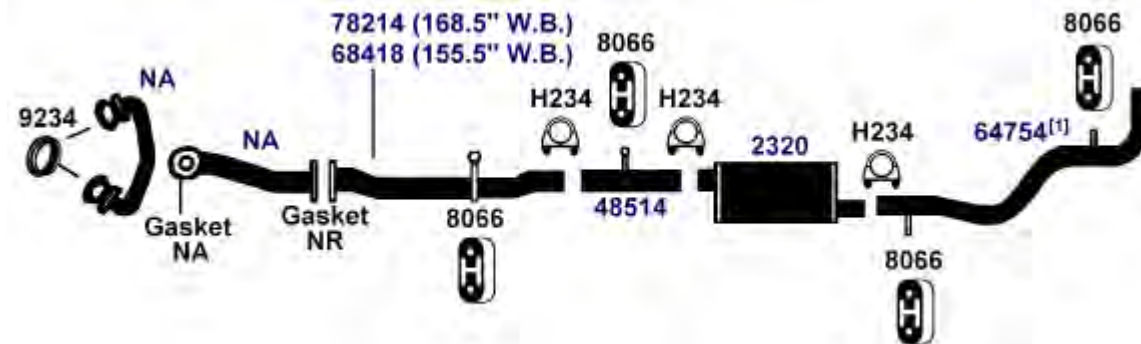
91-94 8 Cyl. C3500; 159.5", 183.5" W.B.; 350K Engine (5.7L); 2 W.D.; 1 Ton; 15,000 G.V.W. **(22571)**



91-94 8 Cyl. C3500; 135.5" W.B.; 350K Engine (5.7L); 2 W.D.; 1 Ton; 15,000 G.V.W. **(22572)**



1993 8 Cyl. C3500; 155.5", 168.5" W.B.; 395F Turbo Diesel Engine (6.5L); 2 W.D.; 1 Ton **(100429)**



DIRECT FIT MSL/MAXIMUM Muffler... 700336, Silentone DIY Muffler... 5571 (and 8963 Connector)

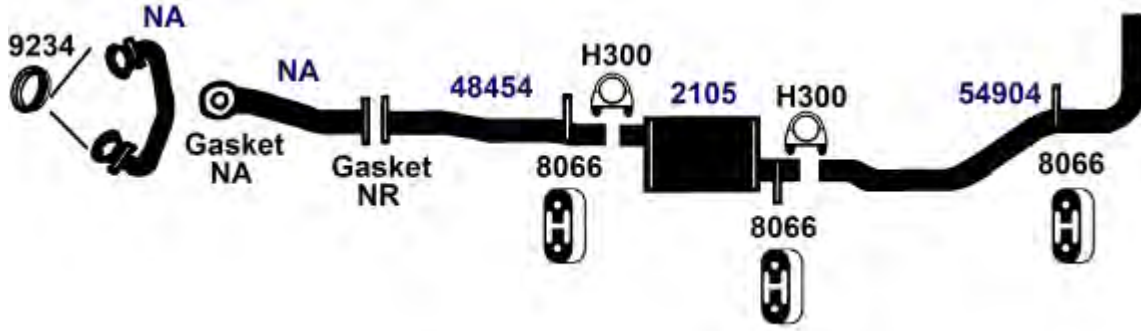
NA-Not Available. NR-Not Required. FL-Remove and Re-Use Old Flange. ● Golden Warehouse. O.E.-Original Equipment.
Airtube Kit [4948] may be required to complete installation. EFI-Electronic Fuel Injection.

[1] OE system was a welded assembly. It is recommended that all parts noted [1] should be replaced.
[98] Refer to current Catalytic Converter catalog or Website catalog for availability.

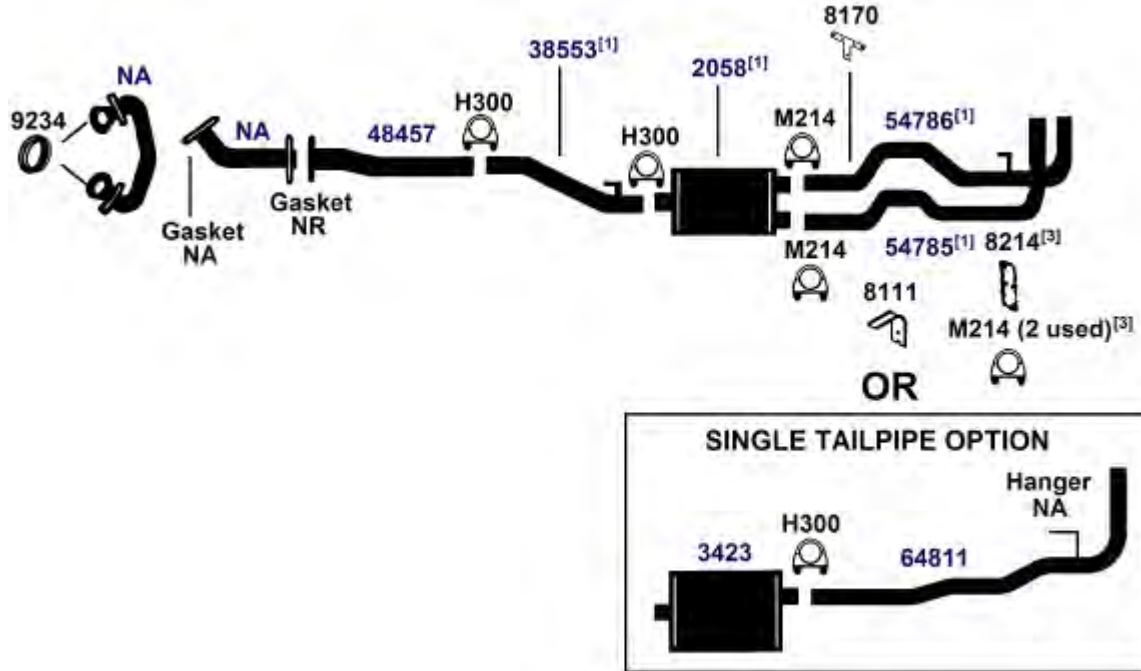
[107] Cut original muffler immediately behind muffler nipple to converter weld and remove any portion of muffler nipple that is inside of converter. Muffler is then installed inside of the converter nipple.

CHEVROLET C30/3500, R30/3500 SERIES 2WD PICKUP

(22574) 92-93 8 Cyl. C3500; 135.5" W.B.; 395F Turbo Diesel Engine (6.5L); 2 W.D.; 1 Ton; 15,000 G.V.W.



(22575) 92-93 8 Cyl. C3500; 131.5" W.B.; 395F Turbo Diesel Engine (6.5L); 2 W.D.; 1 Ton



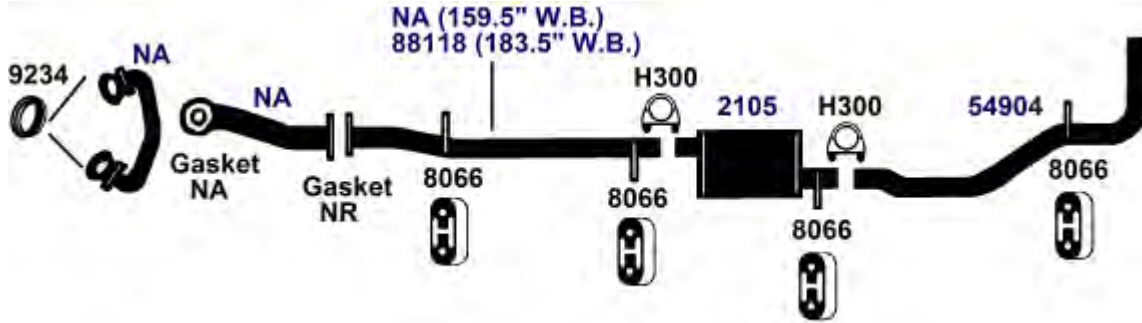
DIRECT FIT MSL/MAXIMUM Muffler... Muffler (2058)- 6576, Muffler (3423)- 700126 (w/ Single Tailpipe Option), Silentone DIY Muffler... Muffler (3423)- 5568 (w/ Single Tailpipe Option)

NA-Not Available. NR-Not Required. FL-Remove and Re-Use Old Flange. • Golden Warehouse. O.E.-Original Equipment.
Airtube Kit [4948] may be required to complete installation. EFI-Electronic Fuel Injection.

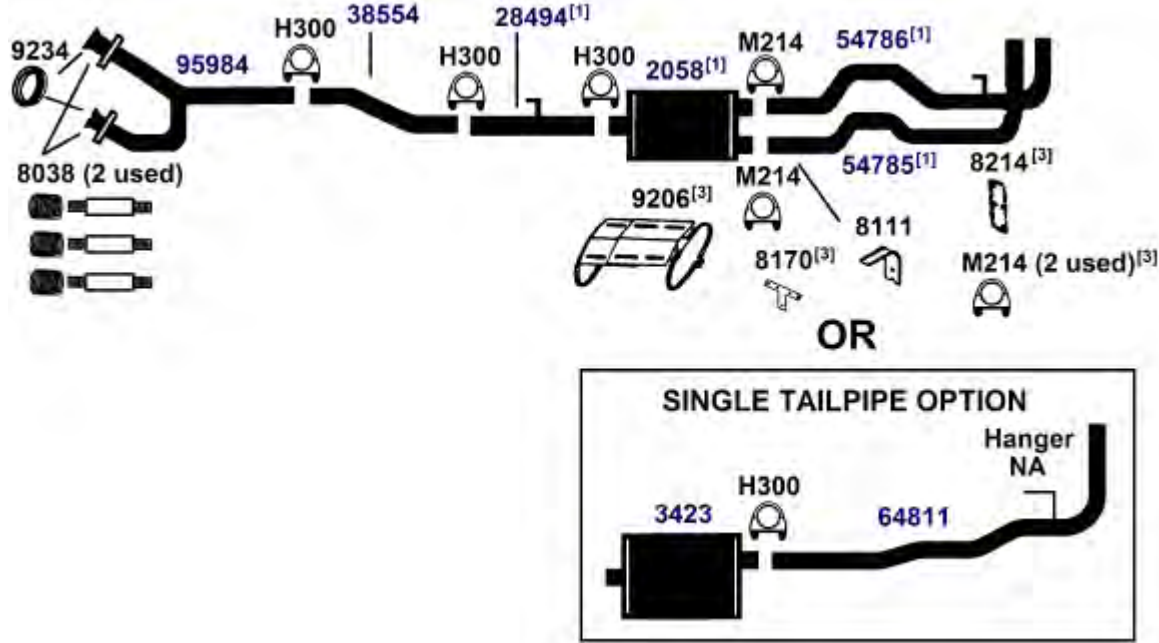
[1] OE system was a welded assembly. It is recommended that all parts noted [1] [3] Required for installation. should be replaced.

CHEVROLET C30/3500, R30/3500 SERIES 2WD PICKUP

92-93 8 Cyl. C3500; 159.5", 183.5" W.B.; 395F Turbo Diesel Engine (6.5L); 2 W.D.; 1 Ton; **(22573)**
15,000 G.V.W.



91-93 8 Cyl. C3500; 155.5" W.B.; 379 Diesel Engine (6.2L); 2 W.D.; 1 Ton **(22565)**



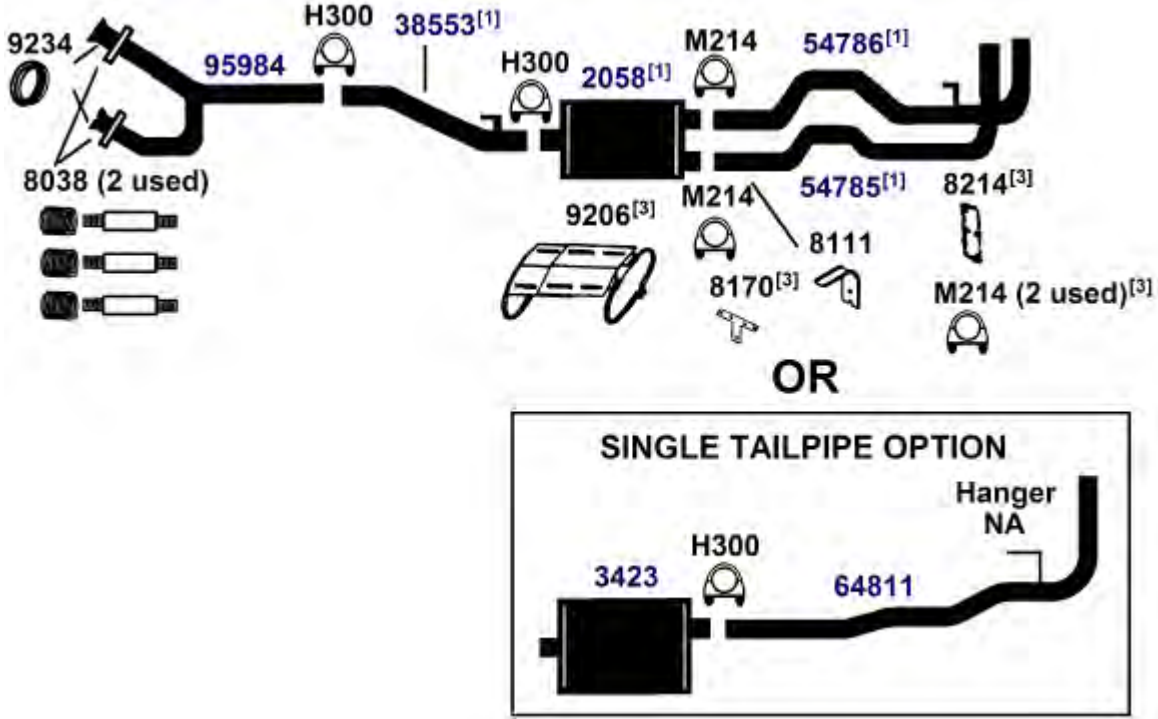
DIRECT FIT MSL/MAXIMUM Muffler... Muffler (2058)- 6576, Muffler (3423)- 700126 (w/ Single Tailpipe Option), Silentone DIY Muffler... Muffler (3423)- 5568 (w/ Single Tailpipe Option)

NA-Not Available. NR-Not Required. FL-Remove and Re-Use Old Flange. ● Golden Warehouse. O.E.-Original Equipment.
Airtube Kit [4948] may be required to complete installation. EFI-Electronic Fuel Injection.

[1] OE system was a welded assembly. It is recommended that all parts noted [1] should be replaced. [3] Required for installation.

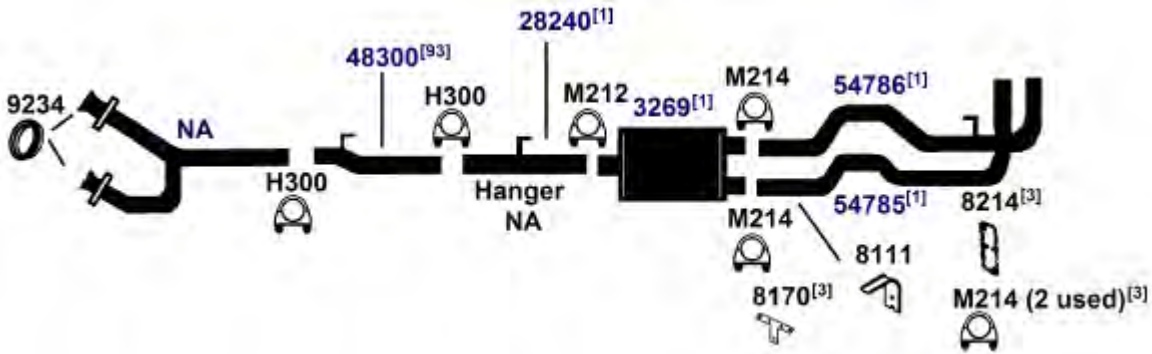
CHEVROLET C30/3500, R30/3500 SERIES 2WD PICKUP

(22566) 91-93 8 Cyl. C3500; 131.5" W.B.; 379 Diesel Engine (6.2L); 2 W.D.; 1 Ton



DIRECT FIT MSL/MAXIMUM Muffler... Muffler (2058)- 6576, Muffler (3423)- 700126 (w/ Single Tailpipe Option), Silentone DIY Muffler... Muffler (3423)- 5568 (w/ Single Tailpipe Option)

(100545) 91-93 8 Cyl. C3500; 155.5" W.B.; 379 Diesel Engine (6.2L); 2 W.D.; 1 Ton; with 2 1/2" Muffler Inlet



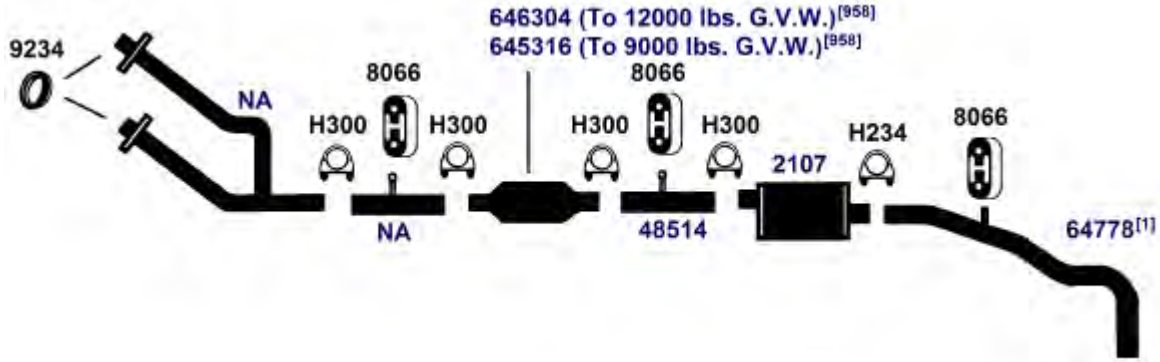
DIRECT FIT MSL/MAXIMUM Muffler... 700104, UNIVERSAL FIT MSL/MAXIMUM Muffler... 6557, 6576, Silentone DIY Muffler... 5542 and two 8911 Connectors and two M200 Clamps

NA-Not Available. NR-Not Required. FL-Remove and Re-Use Old Flange. ● Golden Warehouse. O.E.-Original Equipment.
Airtube Kit [4948] may be required to complete installation. EFI-Electronic Fuel Injection.

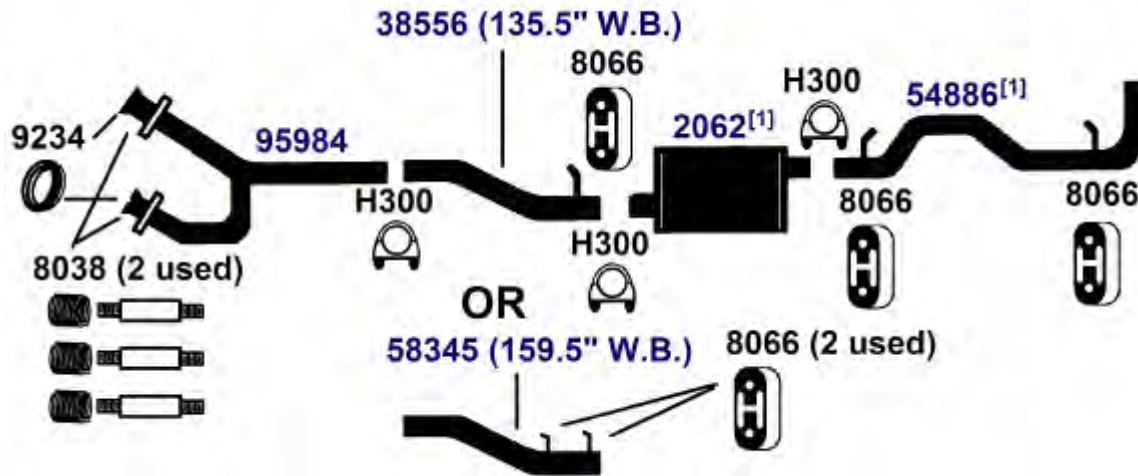
- [1] OE system was a welded assembly. It is recommended that all parts noted [1] should be replaced.
- [93] Locating clip must be knocked off OEM converter for proper installation.
- [3] Required for installation.

CHEVROLET C30/3500, R30/3500 SERIES 2WD PICKUP

1991 8 Cyl. R30/R3500;164.5" W.B.; 350K Engine (5.7L); 2 W.D.; 1 Ton (100430)
 1991 8 Cyl. C30/C3500;164.5" W.B.; 350K Engine (5.7L); 2 W.D.; 1 Ton

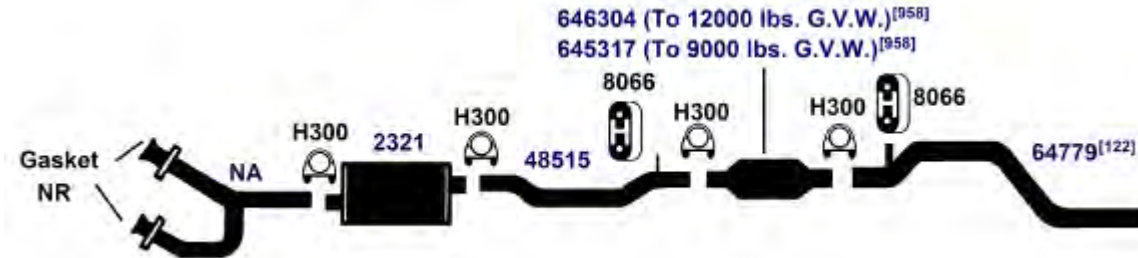


90-91 8 Cyl. C3500; Chassis Cab; 135.5", 159.5" W.B.; 379 Diesel Engine (6.2L); 2 W.D.; 1 Ton (22561)



DIRECT FIT MSL/MAXIMUM Muffler... 700222

90-91 8 Cyl. R3500; Crew Cab; 164.5" W.B. with Converter; 454 Engine (7.4L); 2 W.D.; 1 Ton (100431)



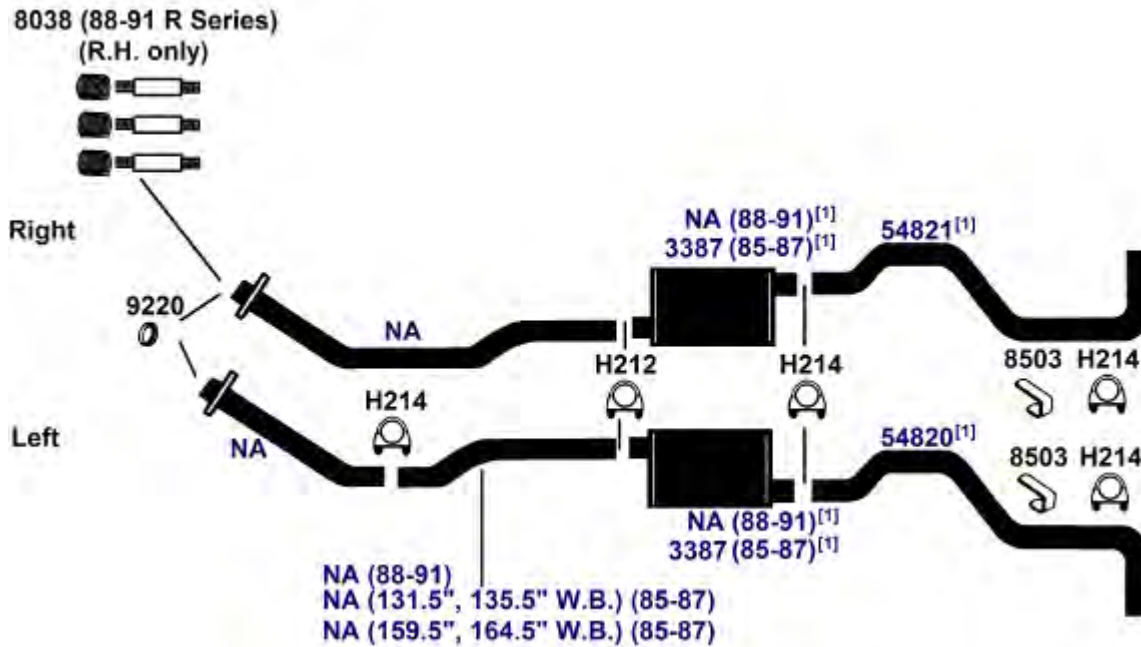
Silentone DIY Muffler... 5571

NA-Not Available. NR-Not Required. FL-Remove and Re-Use Old Flange. ● Golden Warehouse. O.E.-Original Equipment.
 # Airtube Kit [4948] may be required to complete installation. EFI-Electronic Fuel Injection.

- [1] OE system was a welded assembly. It is recommended that all parts noted [1] should be replaced. [958] Federal & California Emission vehicles. Not legal for sale for vehicles licensed in California.
- [122] If replacing O.E. exhaust system, first cut tail pipe on vehicle immediately behind converter to tail pipe weld. Cut through outer pipe only, leaving converter nipple intact. [961] To 12,000 lbs. GW.

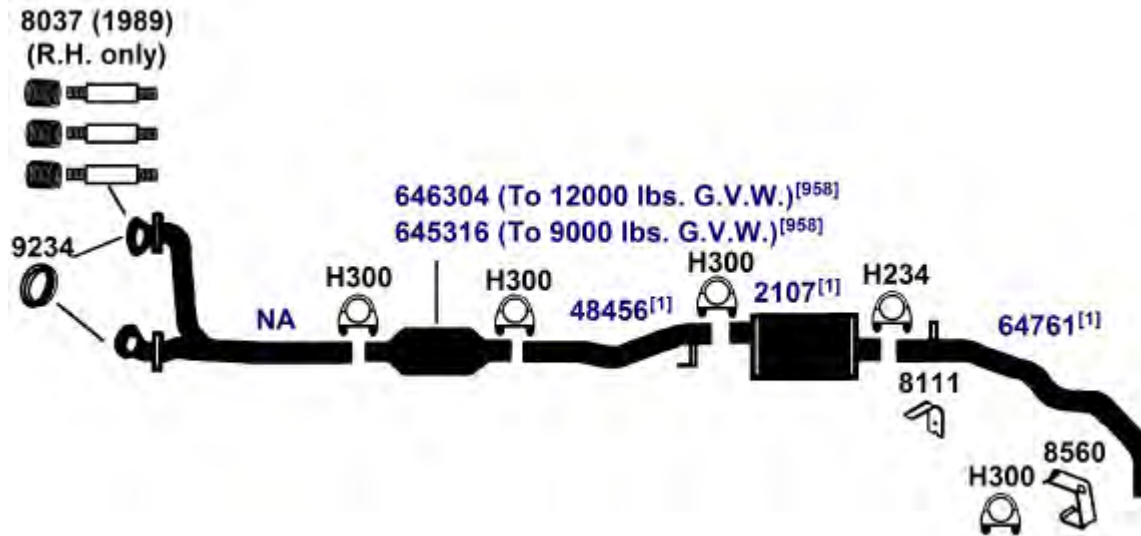
CHEVROLET C30/3500, R30/3500 SERIES 2WD PICKUP

(22558) 87-91 8 Cyl. R30/R3500; All W.B.; 379 Diesel Engine (6.2L); 2 W.D.; 1 Ton
 85-86 8 Cyl. C30/C3500; All W.B.; 379 Diesel Engine (6.2L); 2 W.D.; 1 Ton



DIRECT FIT MSL/MAXIMUM Muffler... Muffler (left side, 85-87)-, Left 700361 (85-87), 6505, Muffler (right side, 85-87)-, Right 700361 (85-87), 6505,
 UNIVERSAL FIT MSL/MAXIMUM Muffler... Muffler (left side, 85-87)-, Left 6505, Muffler (right side, 85-87)-, Right 6505

(22570) 89-90 8 Cyl. R30/R3500; 164.5" W.B.; 350K Engine (5.7L); 2 W.D.; 1 Ton

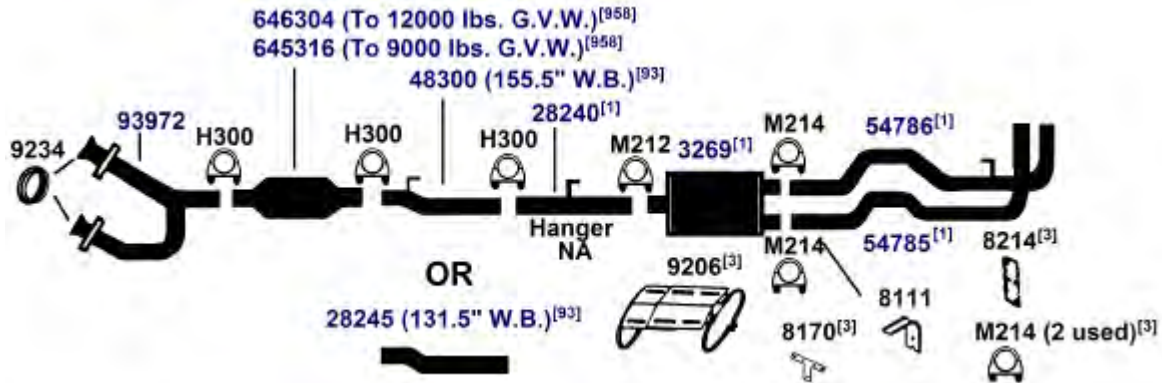


NA-Not Available. NR-Not Required. FL-Remove and Re-Use Old Flange. ● Golden Warehouse. O.E.-Original Equipment.
 # Airtube Kit [4948] may be required to complete installation. EFI-Electronic Fuel Injection.

[1] OE system was a welded assembly. It is recommended that all parts noted [1] should be replaced. [958] Federal & California Emission vehicles. Not legal for sale for vehicles licensed in California.

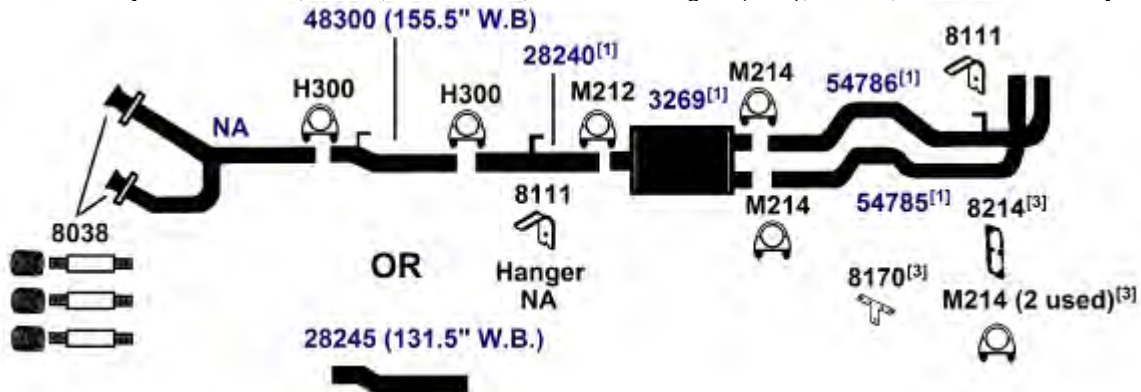
CHEVROLET C30/3500, R30/3500 SERIES 2WD PICKUP

89-90 8 Cyl. C3500; 131.5", 155.5" W.B.; 350K Engine (5.7L); 2 W.D.; 1 Ton; with one Converter **(22560)**



DIRECT FIT MSL/MAXIMUM Muffler... 700104, UNIVERSAL FIT MSL/MAXIMUM Muffler... 6557, 6576, Silentone DIY Muffler... 5542 and two 8911 Connectors and two M200 Clamps

88-90 8 Cyl. C3500; 131.5", 155.5" W.B.; 379 Diesel Engine (6.2L); 2 W.D.; 1 Ton **(22553)**



DIRECT FIT MSL/MAXIMUM Muffler... 700104, UNIVERSAL FIT MSL/MAXIMUM Muffler... 6557, 6576, Silentone DIY Muffler... 5542 and two 8911 Connectors and two M200 Clamps

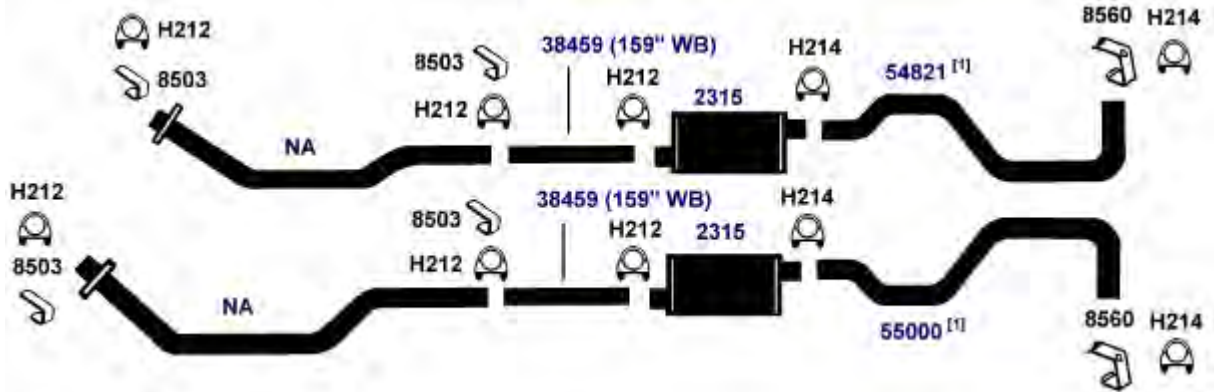
NA-Not Available. NR-Not Required. FL-Remove and Re-Use Old Flange. ● Golden Warehouse. O.E.-Original Equipment.
Airtube Kit [4948] may be required to complete installation. EFI-Electronic Fuel Injection.

- [1] OE system was a welded assembly. It is recommended that all parts noted [1] should be replaced.
- [3] Required for installation.

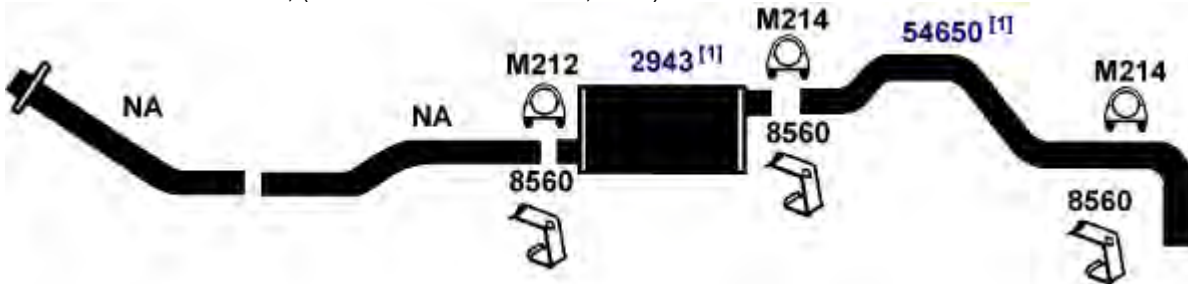
- [93] Locating clip must be knocked off OEM converter for proper installation.
- [958] Federal & California Emission vehicles. Not legal for sale for vehicles licensed in California.

CHEVROLET C30/3500, R30/3500 SERIES 2WD PICKUP

85-86 8 Cyl. C30/C3500; 350M Engine (5.7L); 2 W.D.; 1 Ton; DO NOT USE W/FED. EMISSION CONTROL OR W/HEAVY DUTY EMISSIONS (H5D) **(100432)**

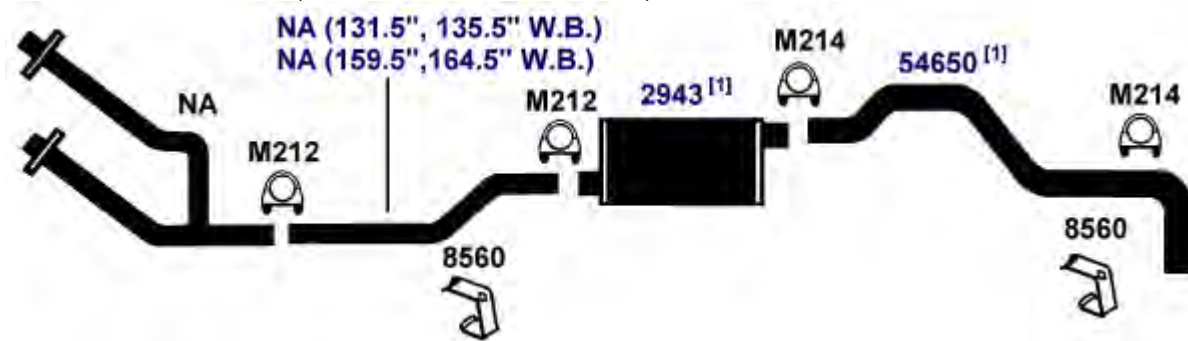


1985 6 Cyl. C30/C3500; 131.5", 135.5", 159.5", 164.5" W.B.; 292 Engine (4.8L); 2 W.D.; 1 Ton; (Models built before Jan. 1, 1985) **(21219)**



DIRECT FIT MSL/MAXIMUM Muffler... 700051, UNIVERSAL FIT MSL/MAXIMUM Muffler... 6505, Silentone DIY Muffler... 5508

1985 8 Cyl. C30/C3500; 131.5", 135.5", 159.5", 164.5" W.B.; 350M Engine (5.7L); 2 W.D.; 1 Ton (Models built before Jan. 1, 1985) **(22543)**



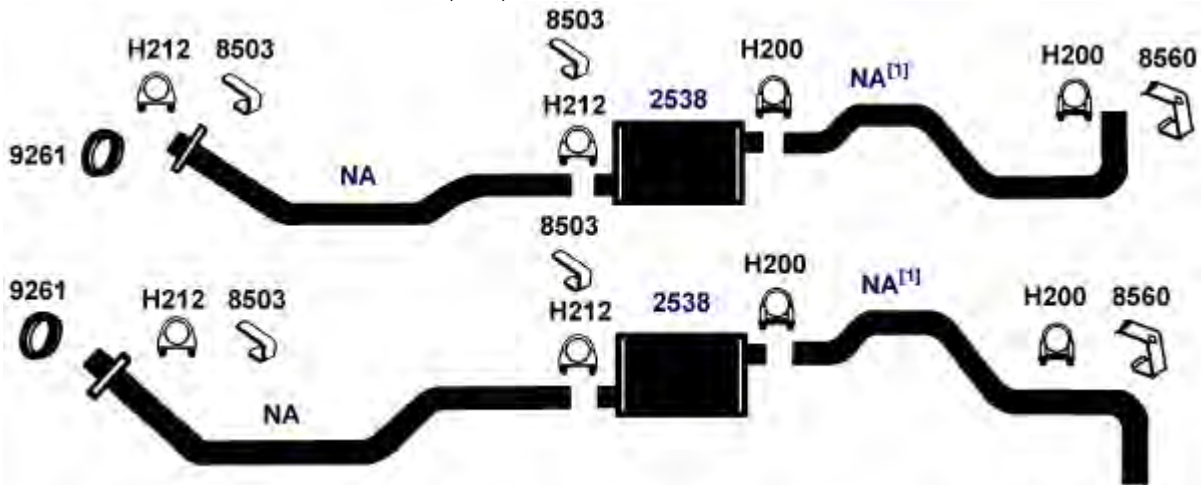
DIRECT FIT MSL/MAXIMUM Muffler... 700051, UNIVERSAL FIT MSL/MAXIMUM Muffler... 6505, Silentone DIY Muffler... 5508

NA-Not Available. NR-Not Required. FL-Remove and Re-Use Old Flange. ● Golden Warehouse. O.E.-Original Equipment.
Airtube Kit [4948] may be required to complete installation. EFI-Electronic Fuel Injection.

[1] OE system was a welded assembly. It is recommended that all parts noted [1] should be replaced.

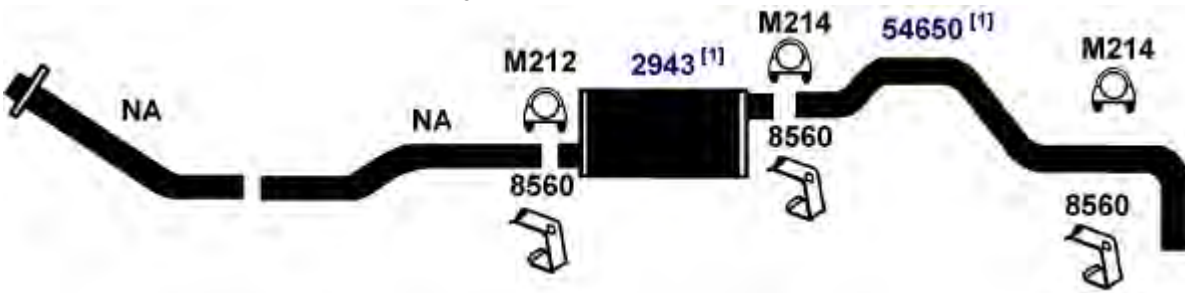
CHEVROLET C30/3500, R30/3500 SERIES 2WD PICKUP

(100433) 1985 8 Cyl. C30/C3500; 454 Engine (7.4L); 2 W.D.; 1 Ton; (Models built before Jan.1,1985); DO NOT USE W/FED. EMISSION CONTROL OR W/HEAVY DUTY EMISSIONS (H5D)



DIRECT FIT MSL/MAXIMUM Muffler... Left Muffler- 6505, Right Muffler- 6505, Silentone DIY Muffler... Left Muffler- 5512, Right Muffler- 5512

(21219E) 83-84 6 Cyl. C30/C3500, 131.5", 135.5", 159.5", 164.5" W.B.; 292 Engine (4.8L), 2 W.D., 1 Ton



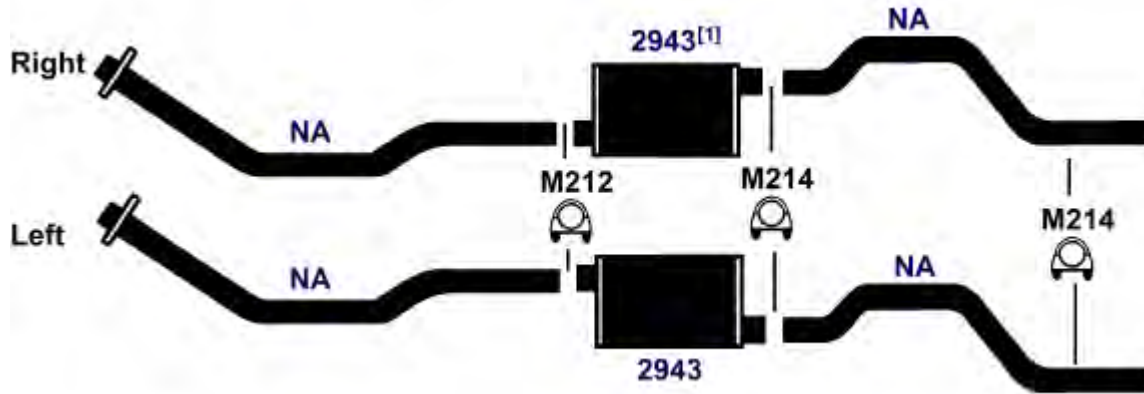
DIRECT FIT MSL/MAXIMUM Muffler... 700051, UNIVERSAL FIT MSL/MAXIMUM Muffler... 6505, Silentone DIY Muffler... 5508

NA-Not Available. NR-Not Required. FL-Remove and Re-Use Old Flange. ● Golden Warehouse. O.E.-Original Equipment.
Airtube Kit [4948] may be required to complete installation. EFI-Electronic Fuel Injection.

[1] OE system was a welded assembly. It is recommended that all parts noted [1] should be replaced.

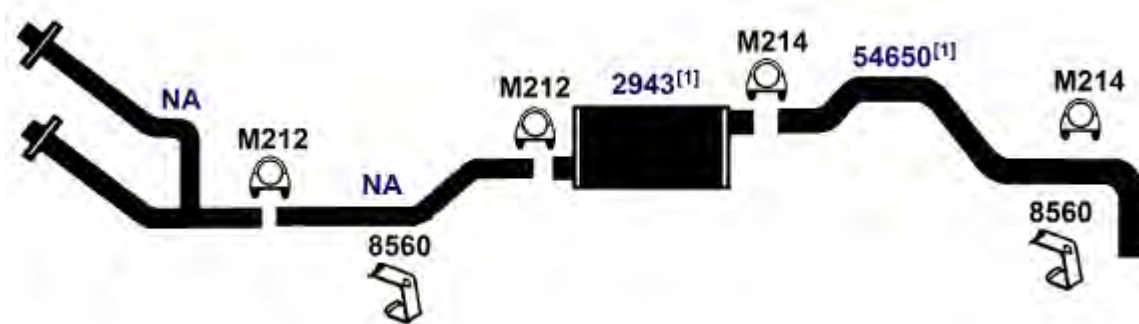
CHEVROLET C30/3500, R30/3500 SERIES 2WD PICKUP

83-84 8 Cyl. C30/C3500, All W.B., 350M Engine (5.7L), 2 W.D., 1 Ton, Dual Exhaust **(22542)**



DIRECT FIT MSL/MAXIMUM Muffler... Left 700051, Right 700051, UNIVERSAL FIT MSL/MAXIMUM Muffler... Left 6505, Right 6505, Silentone DIY Muffler... Left 5508, Right 5508

83-84 8 Cyl. C30/C3500; 131.5", 135.5", 159.5", 164.5" W.B.; 350M Engine (5.7L); 2 W.D.; 1 Ton **(22543E)**



DIRECT FIT MSL/MAXIMUM Muffler... 700051, UNIVERSAL FIT MSL/MAXIMUM Muffler... 6505, Silentone DIY Muffler... 5508

NA-Not Available. NR-Not Required. FL-Remove and Re-Use Old Flange. ● Golden Warehouse. O.E.-Original Equipment.
Airtube Kit [4948] may be required to complete installation. EFI-Electronic Fuel Injection.

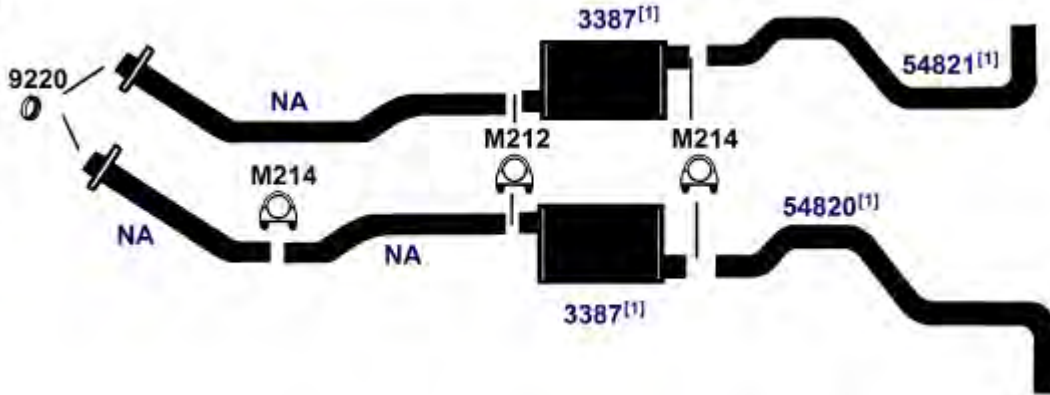
[1] OE system was a welded assembly. It is recommended that all parts noted [1] should be replaced.

CHEVROLET C30/3500, R30/3500 SERIES 2WD PICKUP

(22558E) 82-84 8 Cyl. C30/C3500, All W.B., 379 Engine (6.2L), 2 W.D., 1 Ton

Right

Left

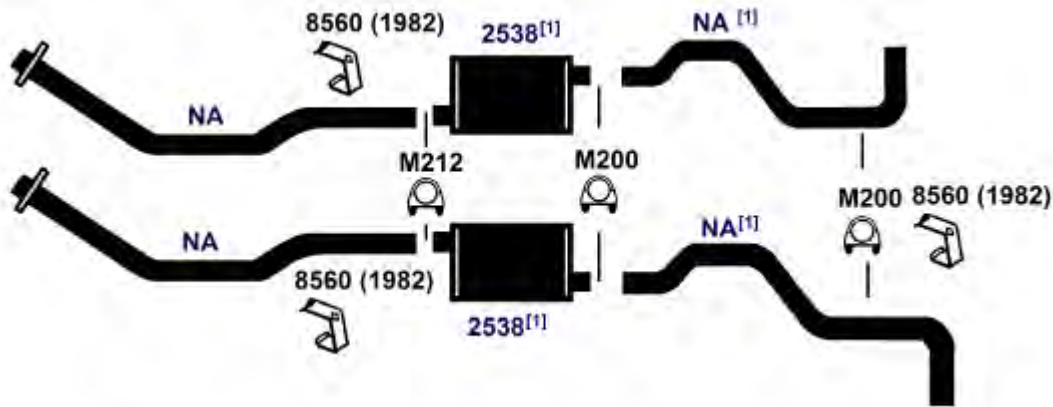


DIRECT FIT MSL/MAXIMUM Muffler... Left 700361, Right 700361, UNIVERSAL FIT MSL/MAXIMUM Muffler... Left 6505, Right 6505

(22538) 82-84 8 Cyl. C30/C3500, 131.5", 135.5", 159.5", 164.5" W.B., 454 Engine (7.4L), 2 W.D., 1 Ton, Dual Exhaust

Right

Left



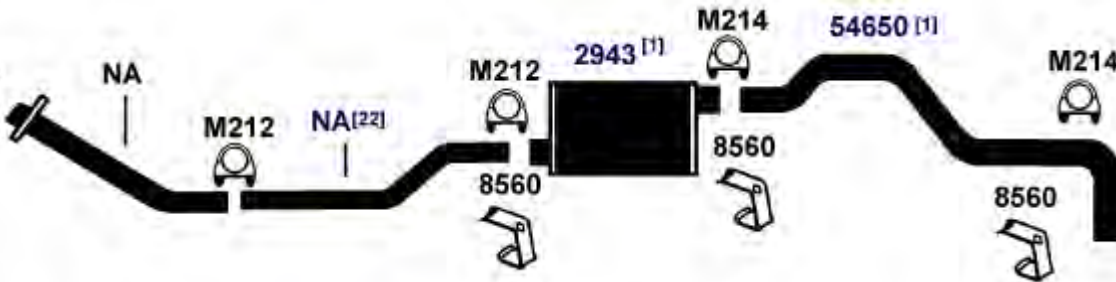
DIRECT FIT MSL/MAXIMUM Muffler... Left 6505, Right 6505, Silentone DIY Muffler... Left 5512, Right 5512

(21218) 81-82 6 Cyl. C30/C3500, 131.5", 135.5" W.B.; 292 Engine (4.8L), 2 W.D., 1 Ton

8717

Right

Left



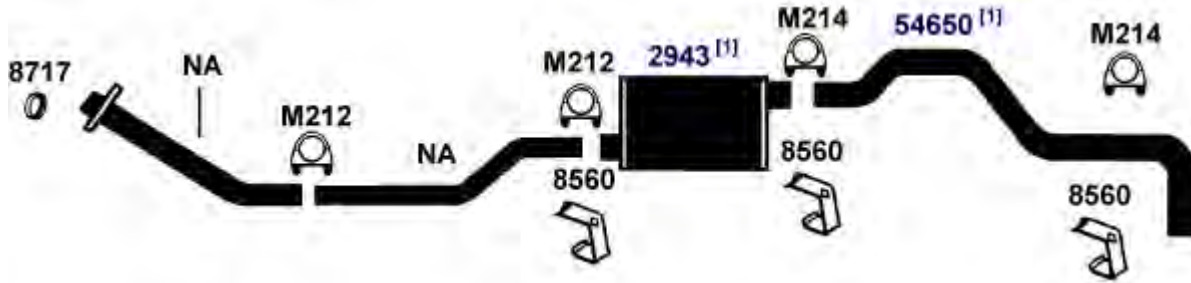
DIRECT FIT MSL/MAXIMUM Muffler... 700051, UNIVERSAL FIT MSL/MAXIMUM Muffler... 6505, Silentone DIY Muffler... 5508

NA-Not Available. NR-Not Required. FL-Remove and Re-Use Old Flange. ● Golden Warehouse. O.E.-Original Equipment.
Airtube Kit [4948] may be required to complete installation. EFI-Electronic Fuel Injection.

[1] OE system was a welded assembly. It is recommended that all parts noted [1] [22] O.E. exhaust pipe was one piece. Replacement is two pieces. should be replaced.

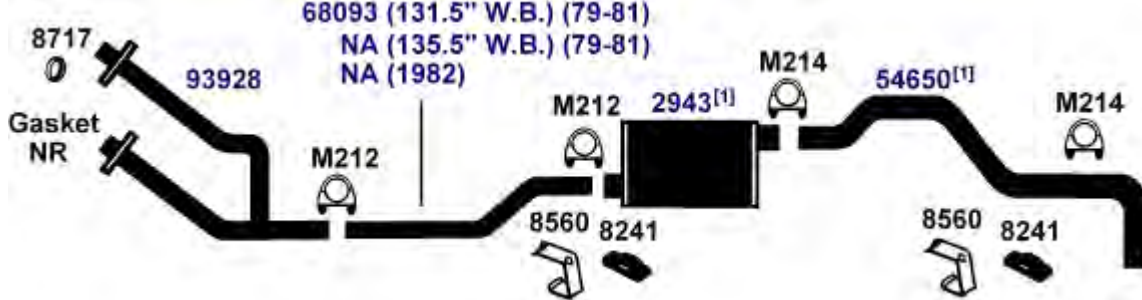
CHEVROLET C30/3500, R30/3500 SERIES 2WD PICKUP

81-82 6 Cyl. C30/C3500, 159.5", 164.5" W.B.; 292 Engine (4.8L); 2 W.D., 1 Ton **(21217)**



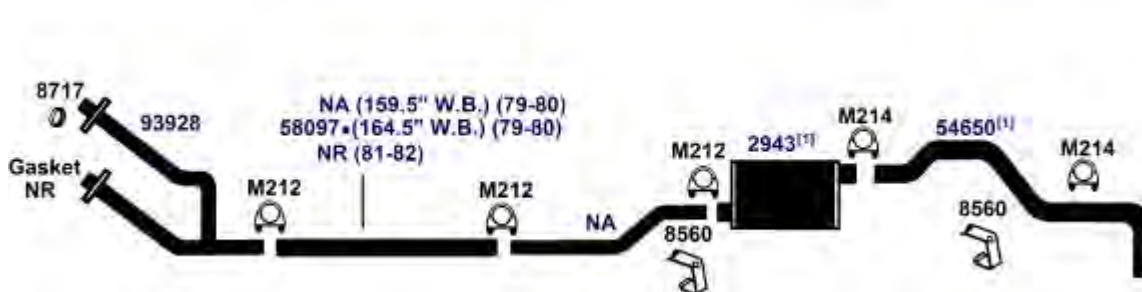
DIRECT FIT MSL/MAXIMUM Muffler... 700051, UNIVERSAL FIT MSL/MAXIMUM Muffler... 6505, Silentone DIY Muffler... 5508

79-82 8 Cyl. C30/C3500, 131.5", 135.5" W.B., 350 Engine, 2 W.D., 1 Ton **(22536)**



DIRECT FIT MSL/MAXIMUM Muffler... 700051, UNIVERSAL FIT MSL/MAXIMUM Muffler... 6505, Silentone DIY Muffler... 5508

79-82 8 Cyl. C30/C3500, 159.5", 164.5" W.B., 350 Engine, 2 W.D., 1 Ton **(22535)**



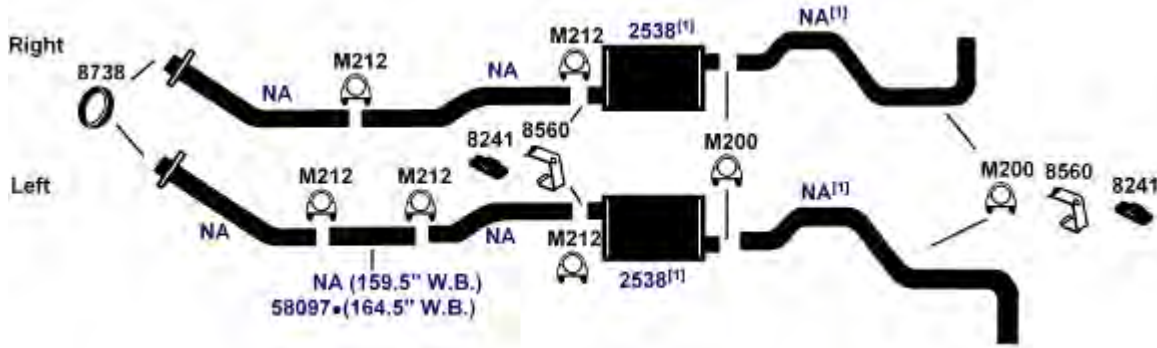
DIRECT FIT MSL/MAXIMUM Muffler... 700051, UNIVERSAL FIT MSL/MAXIMUM Muffler... 6505, Silentone DIY Muffler... 5508

NA-Not Available. NR-Not Required. FL-Remove and Re-Use Old Flange. ● Golden Warehouse. O.E.-Original Equipment.
Airtube Kit [4948] may be required to complete installation. EFI-Electronic Fuel Injection.

[1] OE system was a welded assembly. It is recommended that all parts noted [1] should be replaced.

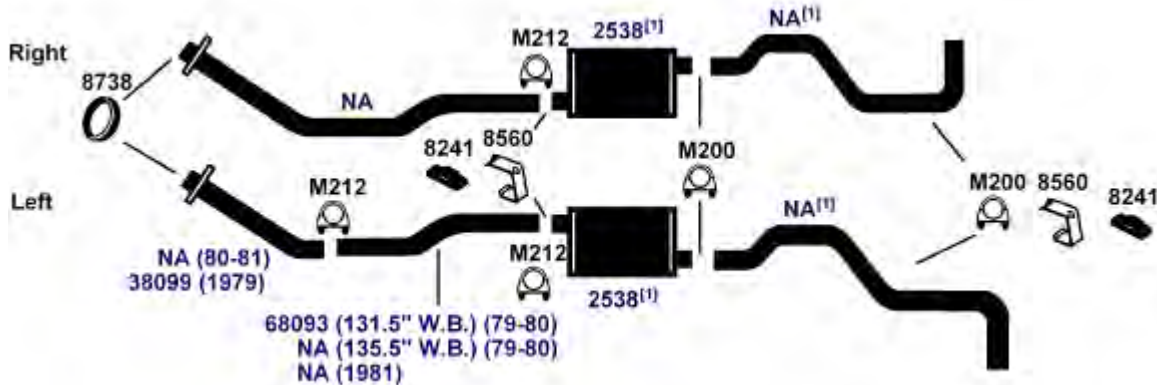
CHEVROLET C30/3500, R30/3500 SERIES 2WD PICKUP

(22533) 80-81 8 Cyl. C30/C3500, 159.5", 164.5" W.B., 454 Engine (7.4L), 2 W.D., 1 Ton, Dual Exhaust



DIRECT FIT MSL/MAXIMUM Muffler... Left 6505, Right 6505, Silentone DIY Muffler... Left 5512, Right 5512

(22534) 79-81 8 Cyl. C30/C3500, 131.5", 135.5" W.B., 454 Engine (7.4L), 2 W.D., 1 Ton, Dual Exhaust



DIRECT FIT MSL/MAXIMUM Muffler... Left 6505, Right 6505, Silentone DIY Muffler... Left 5512, Right 5512

(21216) 1980 6 Cyl. C30/C3500, 131.5", 135.5" W.B.; 292 Engine; 2 W.D., 1 Ton



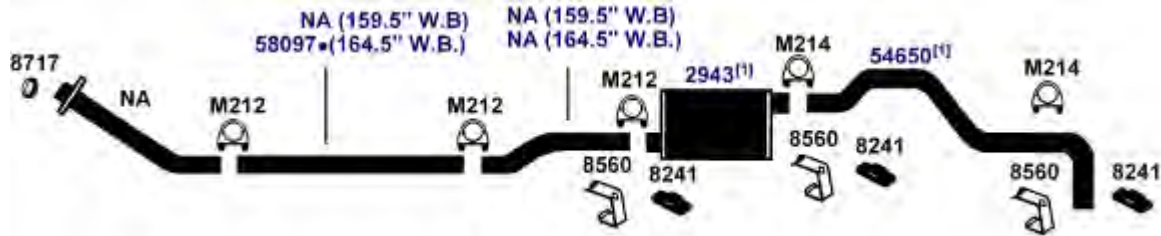
DIRECT FIT MSL/MAXIMUM Muffler... 700051, UNIVERSAL FIT MSL/MAXIMUM Muffler... 6505, Silentone DIY Muffler... 5508

NA-Not Available. NR-Not Required. FL-Remove and Re-Use Old Flange. ● Golden Warehouse. O.E.-Original Equipment.
Airtube Kit [4948] may be required to complete installation. EFI-Electronic Fuel Injection.

[1] OE system was a welded assembly. It is recommended that all parts noted [1] [22] O.E. exhaust pipe was one piece. Replacement is two pieces. should be replaced.

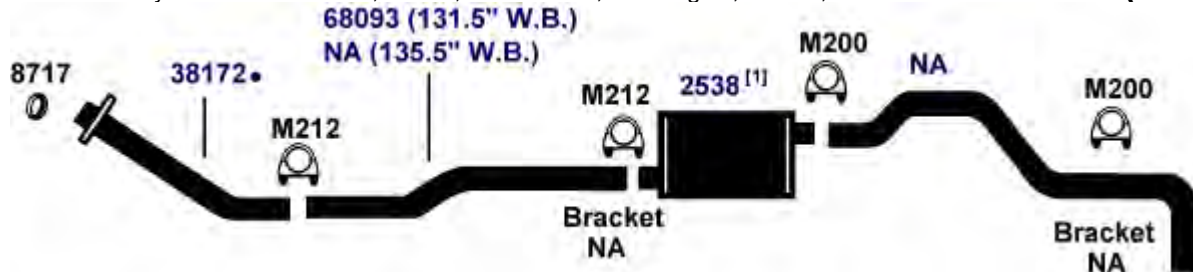
CHEVROLET C30/3500, R30/3500 SERIES 2WD PICKUP

1980 6 Cyl. C30/C3500, 159.5", 164.5" W.B.; 292 Engine; 2 W.D., 1 Ton **(21215)**



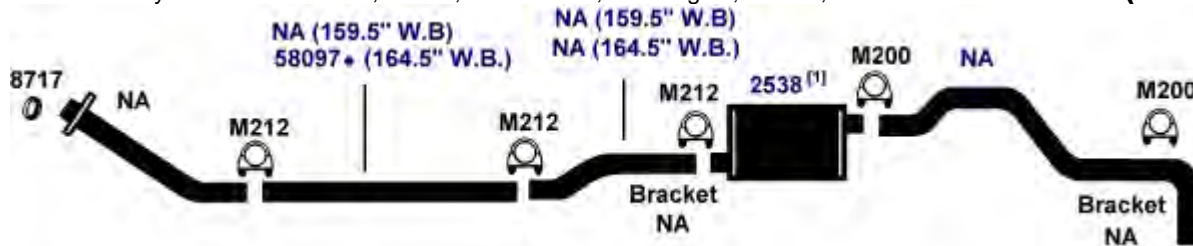
DIRECT FIT MSL/MAXIMUM Muffler... 700051, UNIVERSAL FIT MSL/MAXIMUM Muffler... 6505, Silentone DIY Muffler... 5508

1979 6 Cyl. C30/C3500, 131.5", 135.5" W.B.; 292 Engine; 2 W.D., 1 Ton **(21214)**



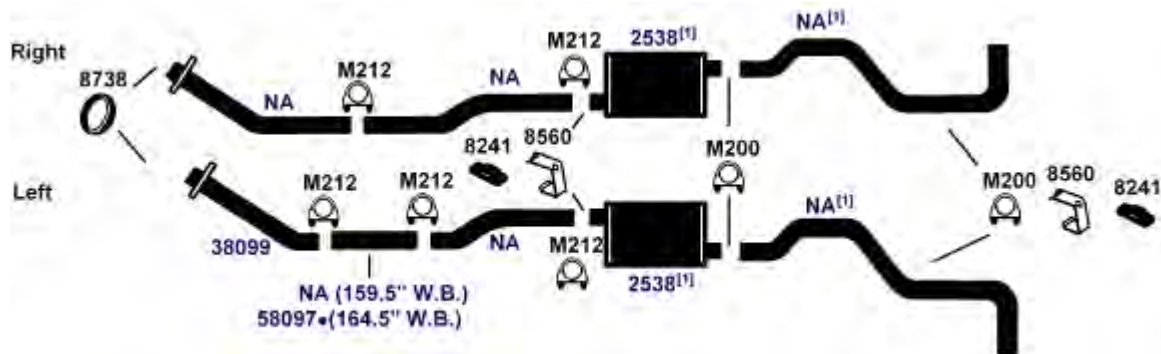
DIRECT FIT MSL/MAXIMUM Muffler... 6505, Silentone DIY Muffler... 5512

1979 6 Cyl. C30/C3500, 159.5", 164.5" W.B.; 292 Engine; 2 W.D., 1 Ton **(21213)**



DIRECT FIT MSL/MAXIMUM Muffler... 6505, Silentone DIY Muffler... 5512

1979 8 Cyl. C30/C3500, 159.5", 164.5" W.B., 454 Engine (7.4L), 2 W.D., 1 Ton, Dual Exhaust **(22529)**



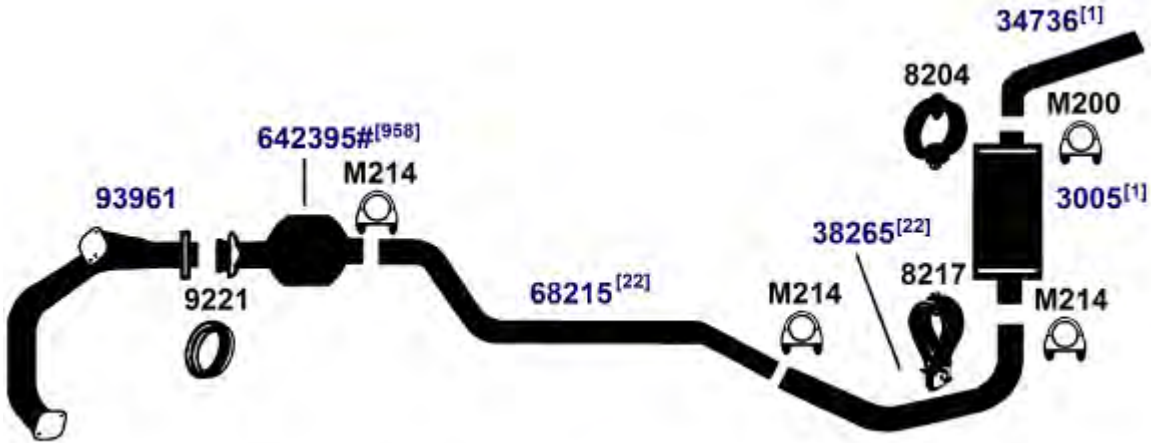
DIRECT FIT MSL/MAXIMUM Muffler... Left- 6505, Right- 6505, Silentone DIY Muffler... Left- 5512, Right- 5512

NA-Not Available. NR-Not Required. FL-Remove and Re-Use Old Flange. ● Golden Warehouse. O.E.-Original Equipment.
Airtube Kit [4948] may be required to complete installation. EFI-Electronic Fuel Injection.

[1] OE system was a welded assembly. It is recommended that all parts noted [1] should be replaced.

CHEVROLET / GMC CABALLERO / GMC SPRINT

(20311) 85-87 6 Cyl. Caballero; 262 Engine (4.3L)



DIRECT FIT MSL/MAXIMUM Muffler... 700057, UNIVERSAL FIT MSL/MAXIMUM Muffler... 6540, Silentone DIY Muffler... 5522

(21619) 85-87 8 Cyl. Caballero; 305H Engine (5.0L); Single Bed Bead Converter[233]



DIRECT FIT MSL/MAXIMUM Muffler... 700057, UNIVERSAL FIT MSL/MAXIMUM Muffler... 6540, Silentone DIY Muffler... 5522

(21618) 85-87 8 Cyl. Caballero; 305H Engine (5.0L); Dual Bed Monolithic Converter[233]



DIRECT FIT MSL/MAXIMUM Muffler... 700057, UNIVERSAL FIT MSL/MAXIMUM Muffler... 6540, Silentone DIY Muffler... 5522

NA-Not Available. NR-Not Required. FL-Remove and Re-Use Old Flange. ● Golden Warehouse. O.E.-Original Equipment.
 # Airtube Kit [4948] may be required to complete installation. EFI-Electronic Fuel Injection.

[1] OE system was a welded assembly. It is recommended that all parts noted [1] [958] Federal & California Emission vehicles. Not legal for sale for vehicles licensed in California.

[22] O.E. exhaust pipe was one piece. Replacement is two pieces.

CHEVROLET / GMC CABALLERO / GMC SPRINT

1984 6 Cyl. Caballero, 231 Engine (3.8L), California Models

(20312)



DIRECT FIT MSL/MAXIMUM Muffler... 6540, Silentone DIY Muffler... 5503

1984 8 Cyl. Caballero; 305H Engine (5.0L); Single Bed Converter[233]
 82-83 8 Cyl. Caballero; 305H Engine (5.0L) (Single Outlet Muffler)

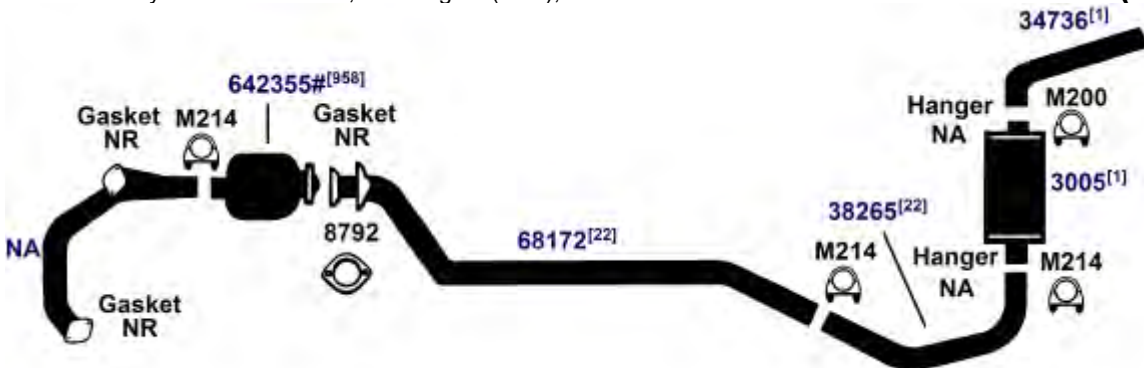
(21619E)



DIRECT FIT MSL/MAXIMUM Muffler... 700057, UNIVERSAL FIT MSL/MAXIMUM Muffler... 6540, Silentone DIY Muffler... 5522

83-84 6 Cyl. Caballero, 229 Engine (3.8L), Dual Bed Monolithic Converter

(20310)



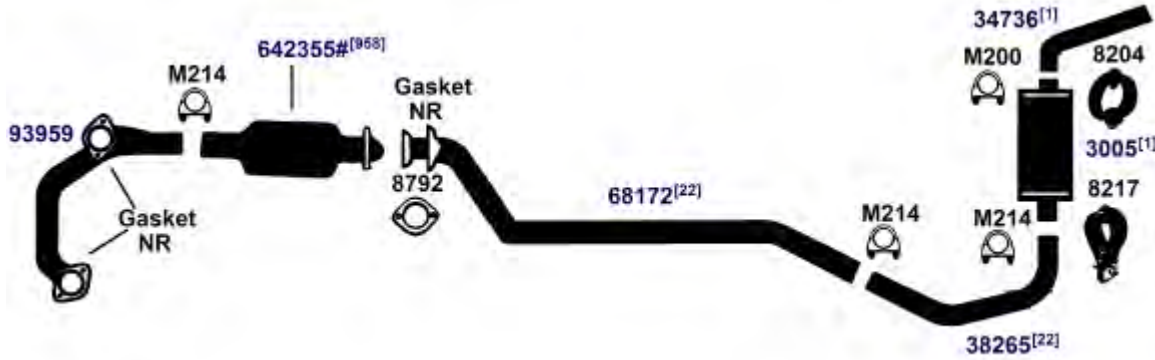
DIRECT FIT MSL/MAXIMUM Muffler... 700057, UNIVERSAL FIT MSL/MAXIMUM Muffler... 6540, Silentone DIY Muffler... 5522

NA-Not Available. NR-Not Required. FL-Remove and Re-Use Old Flange. ● Golden Warehouse. O.E.-Original Equipment.
 # Airtube Kit [4948] may be required to complete installation. EFI-Electronic Fuel Injection.

- [1] OE system was a welded assembly. It is recommended that all parts noted [1] should be replaced.
- [22] O.E. exhaust pipe was one piece. Replacement is two pieces.
- [958] Federal & California Emission vehicles. Not legal for sale for vehicles licensed in California.
- [960] California Emission vehicles licensed in states other than California. Not legal for sale for vehicles licensed in California.

CHEVROLET / GMC CABALLERO / GMC SPRINT

(21618E) 83-84 8 Cyl. Caballero; 305H Engine (5.0L); Dual Bed Monolithic Converter[233]



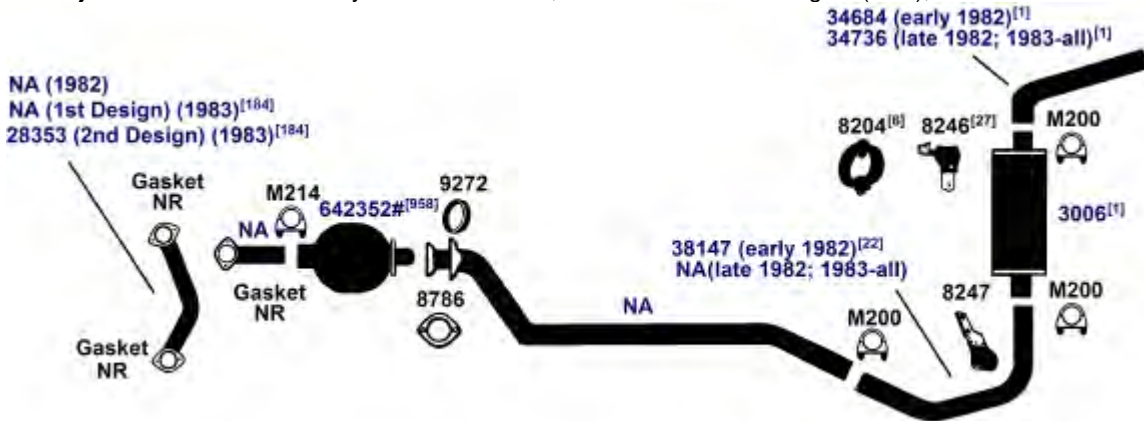
DIRECT FIT MSL/MAXIMUM Muffler... 700057, UNIVERSAL FIT MSL/MAXIMUM Muffler... 6540, Silentone DIY Muffler... 5522

(21620) 82-84 8 Cyl. Caballero; 350 Diesel Engine (5.7L)



DIRECT FIT MSL/MAXIMUM Muffler... 700057, UNIVERSAL FIT MSL/MAXIMUM Muffler... 6540, Silentone DIY Muffler... 5522

(20313) 82-83 6 Cyl. Caballero, All Models with 231 Engine (3.8L), without Turbo



DIRECT FIT MSL/MAXIMUM Muffler... 6540, Silentone DIY Muffler... 5503

NA-Not Available. NR-Not Required. FL-Remove and Re-Use Old Flange. ● Golden Warehouse. O.E.-Original Equipment.
Airtube Kit [4948] may be required to complete installation. EFI-Electronic Fuel Injection.

[1] OE system was a welded assembly. It is recommended that all parts noted [1] should be replaced.

[6] Late 1982 models with bracket below tail pipe.

[22] O.E. exhaust pipe was one piece. Replacement is two pieces.

[27] Early 1982 models with bracket on top of tail pipe.

[168] Functionally approved Single Outlet System replaces Dual Outlet.

[184] 1st Design has EFE actuator on left hand manifold. 2nd Design does not.

[958] Federal & California Emission vehicles. Not legal for sale for vehicles licensed in California.

CHEVROLET / GMC CABALLERO / GMC SPRINT

80-82 6 Cyl. Caballero, 229 Engine (3.8L)

(20309)



DIRECT FIT MSL/MAXIMUM Muffler... 6540, Silentone DIY Muffler... 5503

80-82 8 Cyl. Caballero; 267 Engine

(21615)



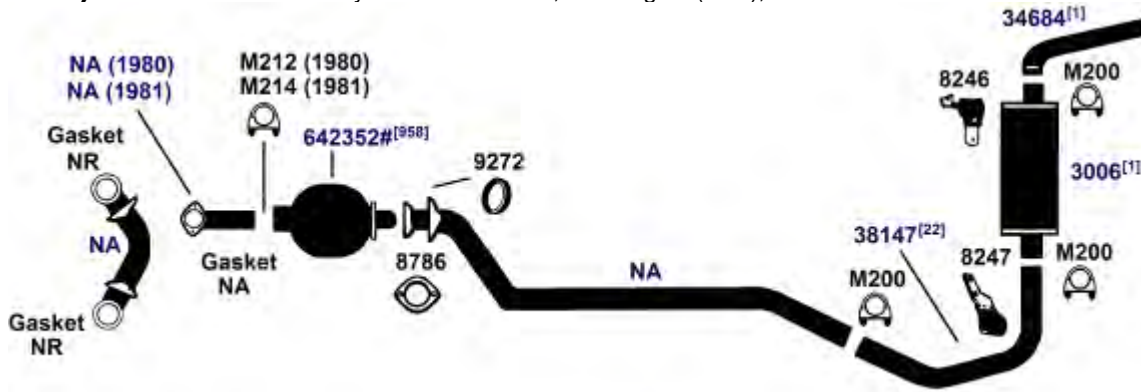
DIRECT FIT MSL/MAXIMUM Muffler... 6540, Silentone DIY Muffler... 5503

NA-Not Available. NR-Not Required. FL-Remove and Re-Use Old Flange. ● Golden Warehouse. O.E.-Original Equipment.
Airtube Kit [4948] may be required to complete installation. EFI-Electronic Fuel Injection.

- [1] OE system was a welded assembly. It is recommended that all parts noted [1] should be replaced. [958] Federal & California Emission vehicles. Not legal for sale for vehicles licensed in California.
- [22] O.E. exhaust pipe was one piece. Replacement is two pieces.

CHEVROLET / GMC CABALLERO / GMC SPRINT

(20308) 80-81 6 Cyl. Caballero, 231 Engine (3.8L), without Turbo



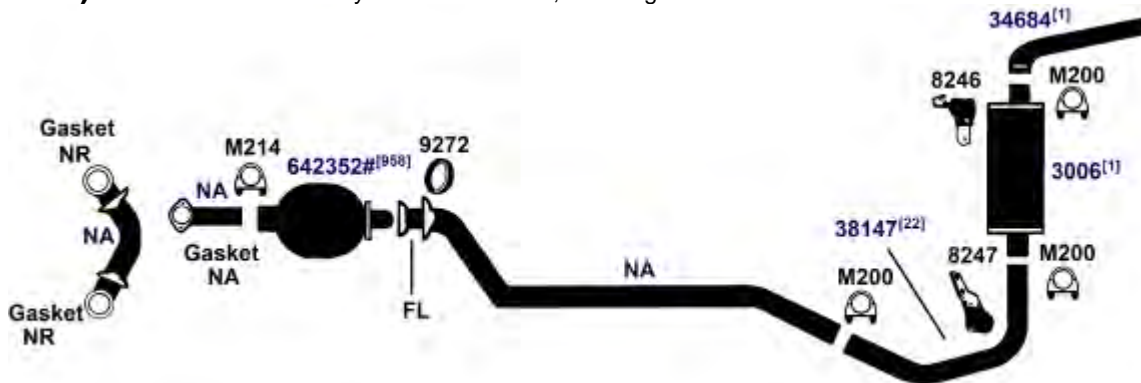
DIRECT FIT MSL/MAXIMUM Muffler... 6540, Silentone DIY Muffler... 5503

(21614) 80-81 8 Cyl. Caballero; 350 Engine[168]
80-81 8 Cyl. Caballero; 305H Engine (Single Outlet Muffler)



DIRECT FIT MSL/MAXIMUM Muffler... 700057, UNIVERSAL FIT MSL/MAXIMUM Muffler... 6540, Silentone DIY Muffler... 5522

(20306) 1979 6 Cyl. Caballero, 231 Engine



DIRECT FIT MSL/MAXIMUM Muffler... 6540, Silentone DIY Muffler... 5503

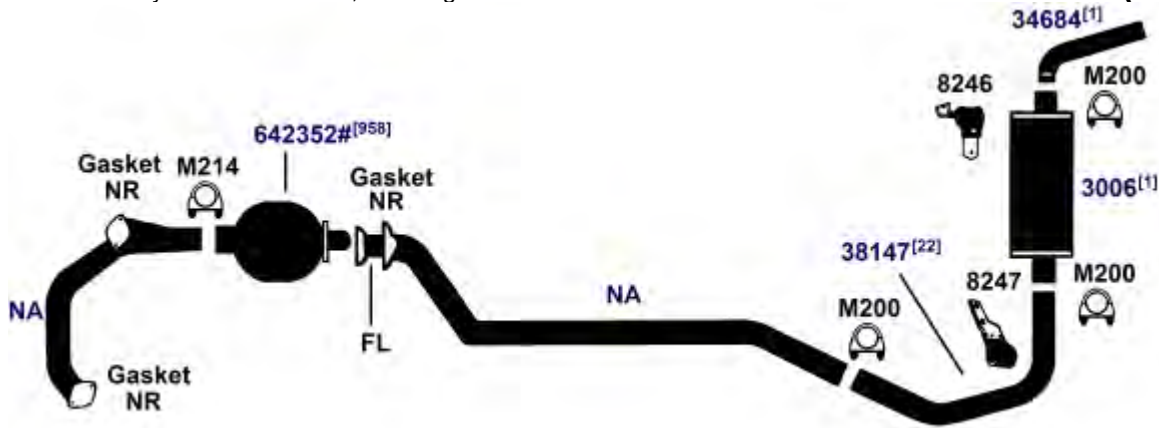
NA-Not Available. NR-Not Required. FL-Remove and Re-Use Old Flange. ● Golden Warehouse. O.E.-Original Equipment.
Airtube Kit [4948] may be required to complete installation. EFI-Electronic Fuel Injection.

- [1] OE system was a welded assembly. It is recommended that all parts noted [1] should be replaced. [958] Federal & California Emission vehicles. Not legal for sale for vehicles licensed in California.
- [22] O.E. exhaust pipe was one piece. Replacement is two pieces.

CHEVROLET / GMC CABALLERO / GMC SPRINT

1979 6 Cyl. Caballero, 200 Engine

(20307)



DIRECT FIT MSL/MAXIMUM Muffler... 6540, Silentone DIY Muffler... 5503

1979 8 Cyl. Caballero; 305H, 350 Engine

(21611)

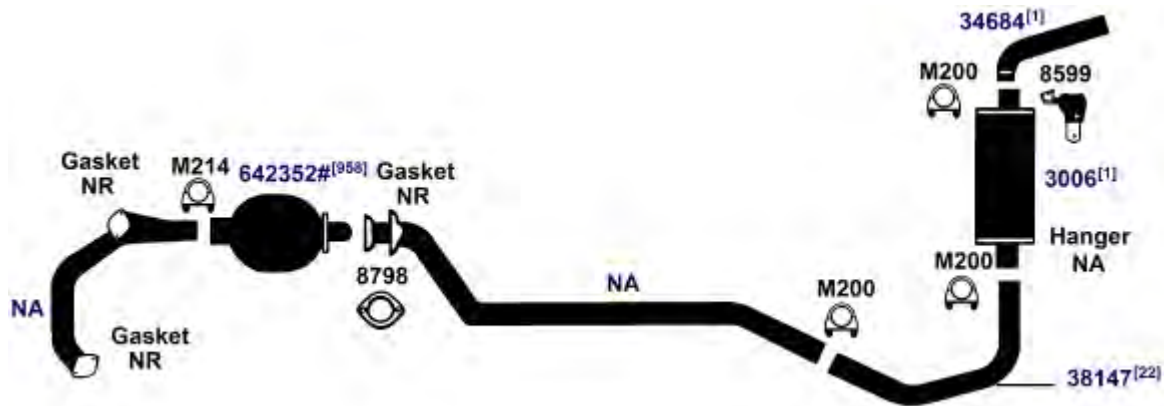


DIRECT FIT MSL/MAXIMUM Muffler... 700057, UNIVERSAL FIT MSL/MAXIMUM Muffler... 6540, Silentone DIY Muffler... 5522

1979 8 Cyl. Caballero; All Models; 267 Engine

(21612)

1979 8 Cyl. Caballero; 305U Engine



DIRECT FIT MSL/MAXIMUM Muffler... 6540, Silentone DIY Muffler... 5503

NA-Not Available. NR-Not Required. FL-Remove and Re-Use Old Flange. ● Golden Warehouse. O.E.-Original Equipment.

Airtube Kit [4948] may be required to complete installation. EFI-Electronic Fuel Injection.

[1] OE system was a welded assembly. It is recommended that all parts noted [1] should be replaced.

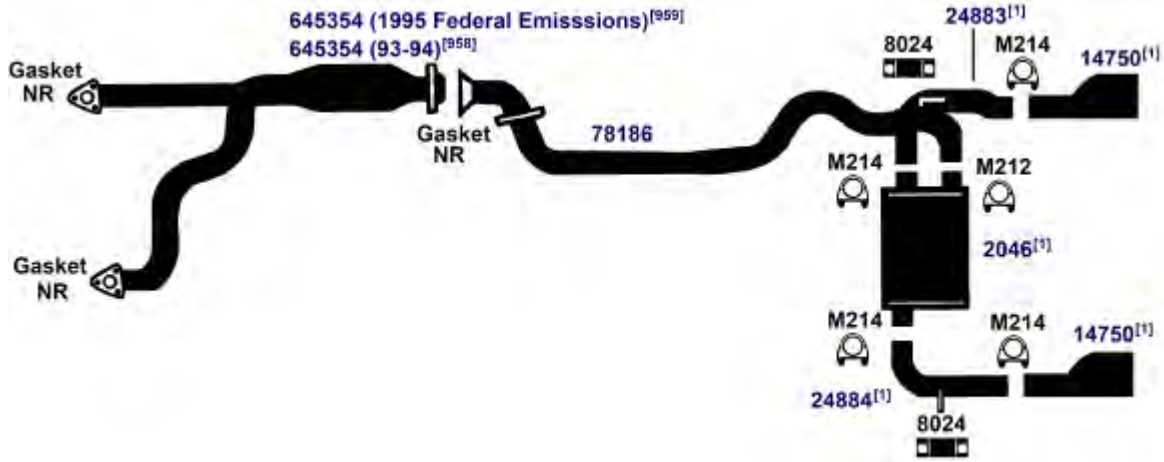
[22] O.E. exhaust pipe was one piece. Replacement is two pieces.

[168] Functionally approved Single Outlet System replaces Dual Outlet.

[958] Federal & California Emission vehicles. Not legal for sale for vehicles licensed in California.

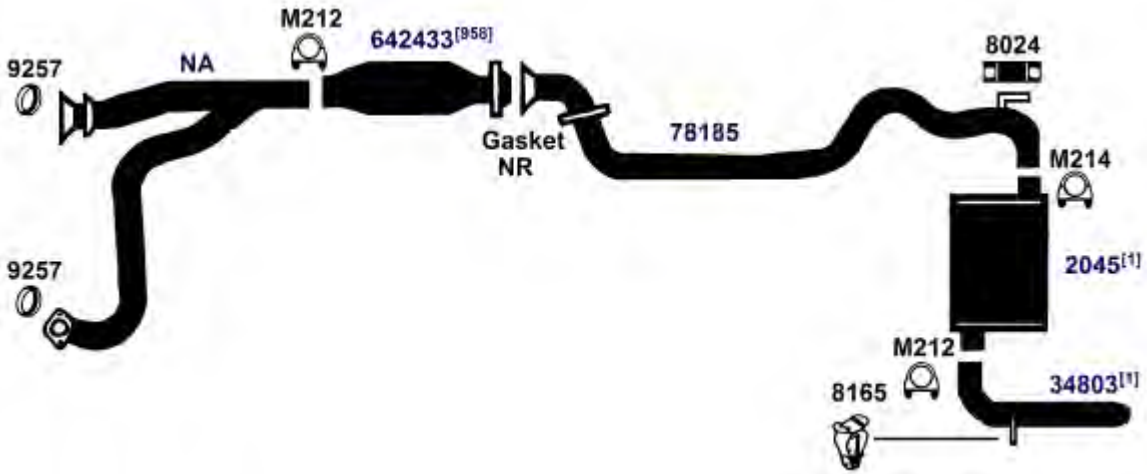
CHEVROLET CAMARO

(1590) 93-94 8 Cyl. Camaro, 350 Engine (5.7L)



DIRECT FIT MSL/MAXIMUM Muffler... 700219

(1591) 93-94 6 Cyl. Camaro, 207 Engine (3.4L)




DIRECT FIT MSL/MAXIMUM Muffler... 700218

NA-Not Available. NR-Not Required. FL-Remove and Re-Use Old Flange. ● Golden Warehouse. O.E.-Original Equipment.
 # Airtube Kit [4948] may be required to complete installation. EFI-Electronic Fuel Injection.

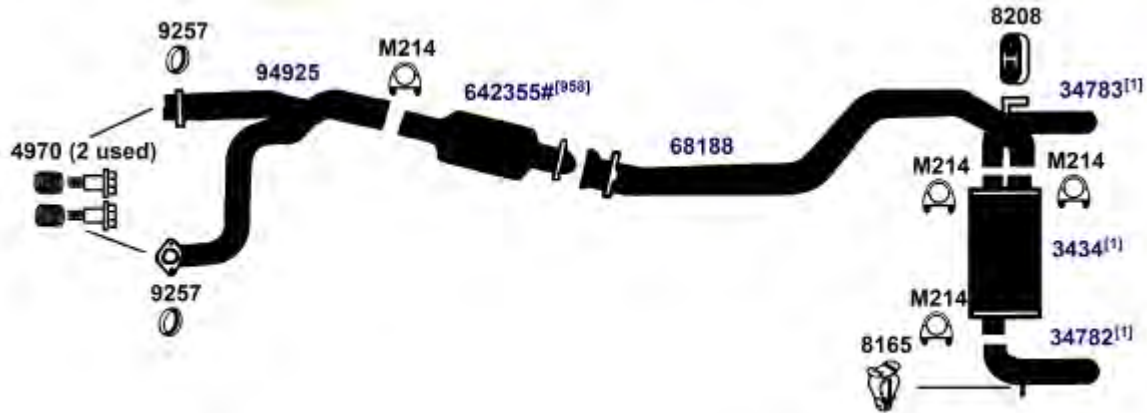
[1] OE system was a welded assembly. It is recommended that all parts noted [1] should be replaced. [958] Federal & California Emission vehicles. Not legal for sale for vehicles licensed in California.

1992 8 Cyl. Camaro, Z28; 305F, 350 Engine (5.0L, 5.7-8); Models with 2 3/4" Clamped Exhaust Pipe. **(1589)**



DIRECT FIT MSL/MAXIMUM Muffler... 700359, UNIVERSAL FIT MSL/MAXIMUM Muffler... 6584, Silentone DIY Muffler... 5546

91-92 6 Cyl. Camaro, 189 Engine (3.1L) **(1588)**



DIRECT FIT MSL/MAXIMUM Muffler... 700276, UNIVERSAL FIT MSL/MAXIMUM Muffler... 6537

NA-Not Available. NR-Not Required. FL-Remove and Re-Use Old Flange. ● Golden Warehouse. O.E.-Original Equipment.
 # Airtube Kit [4948] may be required to complete installation. EFI-Electronic Fuel Injection.

[1] OE system was a welded assembly. It is recommended that all parts noted [1] should be replaced. [958] Federal & California Emission vehicles. Not legal for sale for vehicles licensed in California.
 [900] Direct fit converter may require resizing, cutting or bushing.

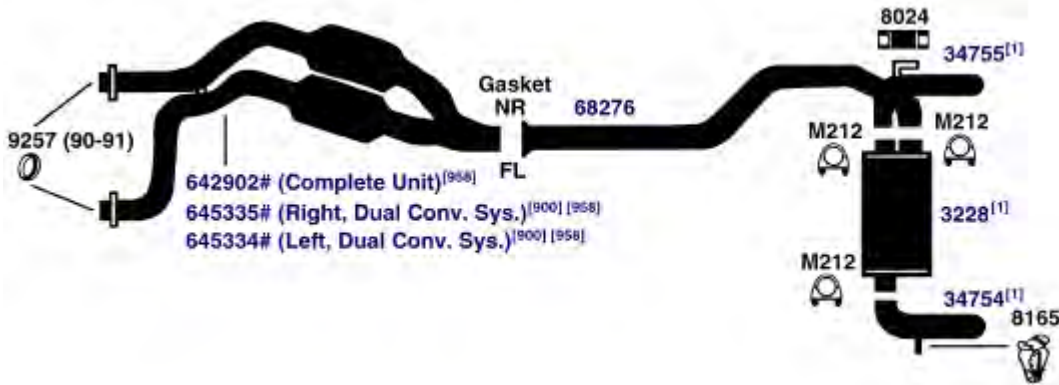
CHEVROLET CAMARO

(1585) 90-92 8 Cyl. Camaro, IROC-Z, Z28; 305F Engine (5.0L); except Models with 2 3/4" Diameter Extension Pipe
 88-92 8 Cyl. Camaro, 305E Engine (5.0L)



DIRECT FIT MSL/MAXIMUM Muffler... 6584, Silentone DIY Muffler... 5546

(1587) 89-91 8 Cyl. Camaro, IROC-Z; 305F, 350 Engine (5.0L, 5.7-8); Dual Exhaust



DIRECT FIT MSL/MAXIMUM Muffler... 700359, UNIVERSAL FIT MSL/MAXIMUM Muffler... 6584, Silentone DIY Muffler... 5546

NA-Not Available. NR-Not Required. FL-Remove and Re-Use Old Flange. ● Golden Warehouse. O.E.-Original Equipment.
 # Airtube Kit [4948] may be required to complete installation. EFI-Electronic Fuel Injection.

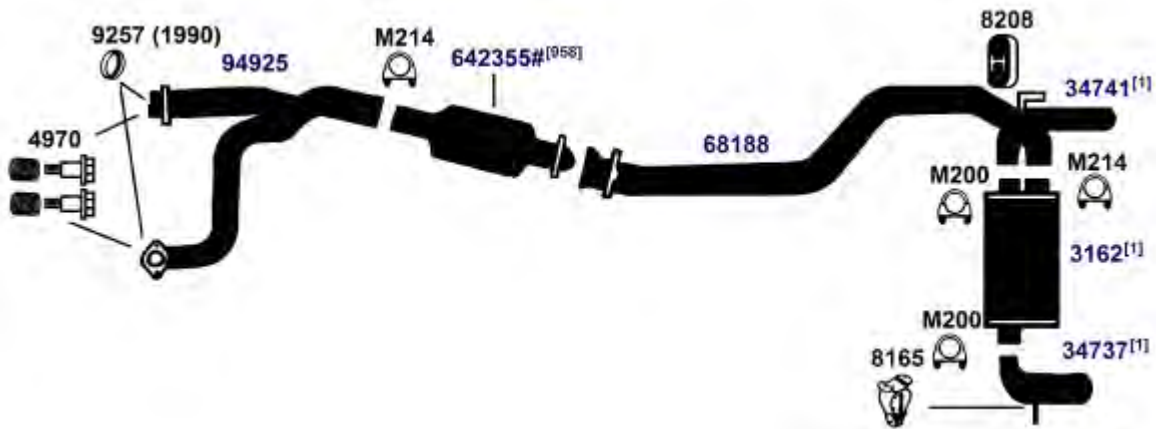
[1] OE system was a welded assembly. It is recommended that all parts noted [1] should be replaced. [958] Federal & California Emission vehicles. Not legal for sale for vehicles licensed in California.

[900] Direct fit converter may require resizing, cutting or bushing.

CHEVROLET CAMARO

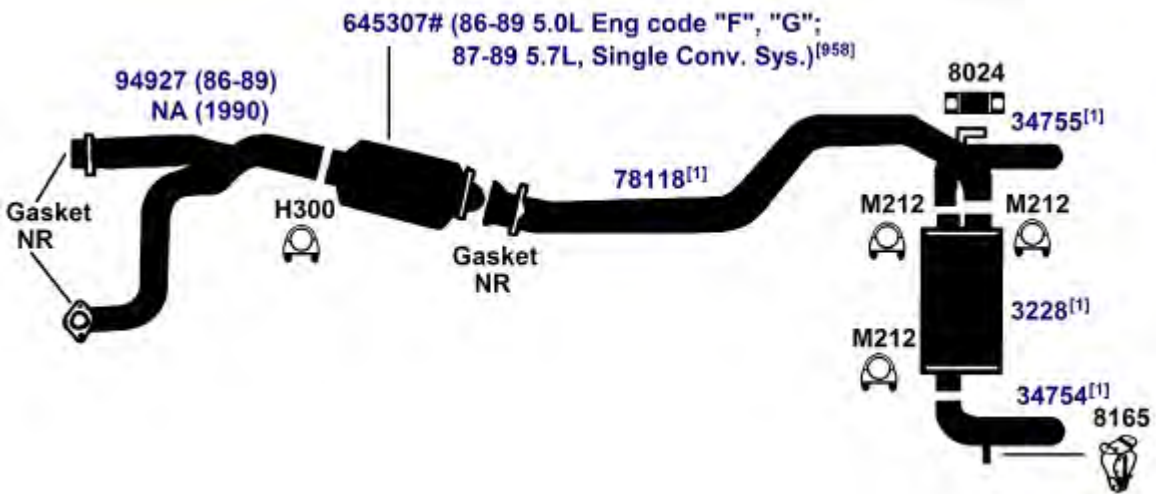
1990 6 Cyl. Camaro, 189 Engine (3.1L)
 1989 6 Cyl. Camaro, 173 Engine (2.8S)

(1586)



DIRECT FIT MSL/MAXIMUM Muffler... 700069, UNIVERSAL FIT MSL/MAXIMUM Muffler... 6537, Silentone DIY Muffler... 5560

1990 8 Cyl. Camaro, IROC-Z; 305F, 350 Engine (5.0L, 5.7-8); Models with 2 3/4" Diameter Extension Pipe (1584)
 86-89 8 Cyl. Camaro, Z28, IROC-Z; 305F, 305G, 350 Engine (5.0L, 5.7-8)



DIRECT FIT MSL/MAXIMUM Muffler... 700359, UNIVERSAL FIT MSL/MAXIMUM Muffler... 6584, Silentone DIY Muffler... 5546

NA-Not Available. NR-Not Required. FL-Remove and Re-Use Old Flange. ● Golden Warehouse. O.E.-Original Equipment.
 # Airtube Kit [4948] may be required to complete installation. EFI-Electronic Fuel Injection.

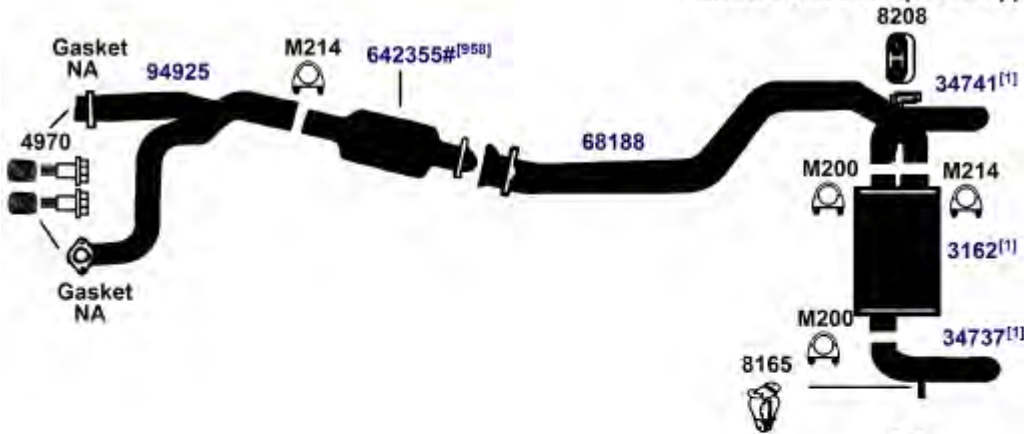
[1] OE system was a welded assembly. It is recommended that all parts noted [1] should be replaced.
 [98] Refer to current Catalytic Converter catalog or Website catalog for availability.

[958] Federal & California Emission vehicles. Not legal for sale for vehicles licensed in California.

CHEVROLET CAMARO

(1582) 86-88 6 Cyl. Camaro Sport Coupe, 173 Engine (2.8S)
 85-88 6 Cyl. Camaro, Berlinetta, LT; 173 Engine (2.8S)

Models with Tail Pipes on opposite sides



OR

Models with Tail Pipes on same sides



DIRECT FIT MSL/MAXIMUM Muffler... Muffler (3162)- 700069 (Left and Right Exit), UNIVERSAL FIT MSL/MAXIMUM Muffler... Muffler (3162)- 6537 (Left and Right Exit), Muffler (2122)- 709015 (Left Exit), Silentone DIY Muffler... Muffler (3162)- 5560 (Left and Right Exit)

(1579) 85-87 8 Cyl. Camaro, 305H Engine (5.0L); Single Bed Bead Converter, Dual Bed Monolithic Converter



DIRECT FIT MSL/MAXIMUM Muffler... 700069, UNIVERSAL FIT MSL/MAXIMUM Muffler... 6537, Silentone DIY Muffler... 5560

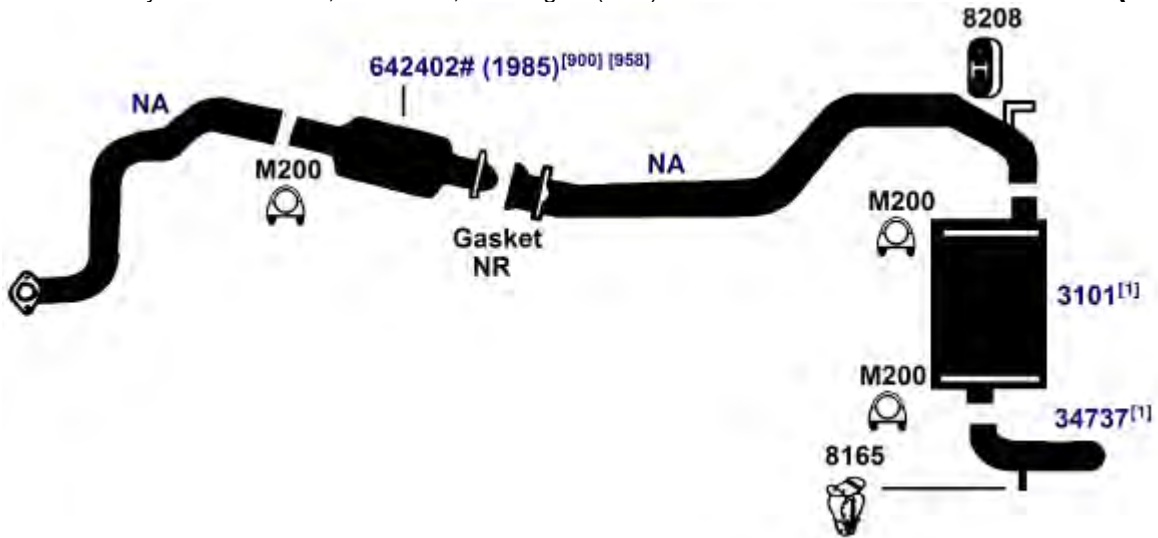
NA-Not Available. NR-Not Required. FL-Remove and Re-Use Old Flange. ● Golden Warehouse. O.E.-Original Equipment.
 # Airtube Kit [4948] may be required to complete installation. EFI-Electronic Fuel Injection.

[1] OE system was a welded assembly. It is recommended that all parts noted [1] should be replaced. [958] Federal & California Emission vehicles. Not legal for sale for vehicles licensed in California.

[233] See General Information section of catalog for explanation

85-86 4 Cyl. Camaro, All Models, 151 Engine (2.5L)

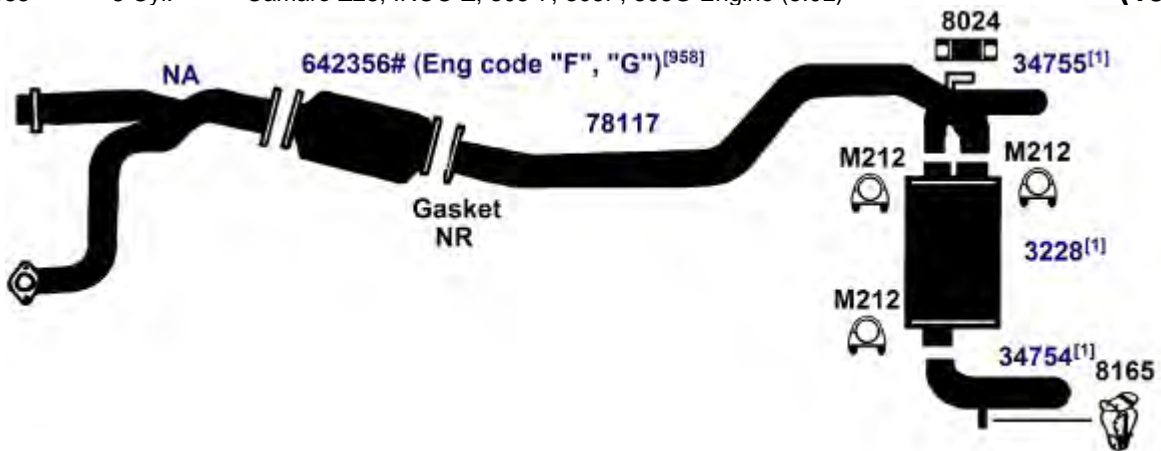
(1581)



DIRECT FIT MSL/MAXIMUM Muffler... 6538, UNIVERSAL FIT MSL/MAXIMUM Muffler... 709011, Silentone DIY Muffler... 5528

1985 8 Cyl. Camaro Z28, IROC-Z; 305-7, 305F, 305G Engine (5.0L)

(1583)



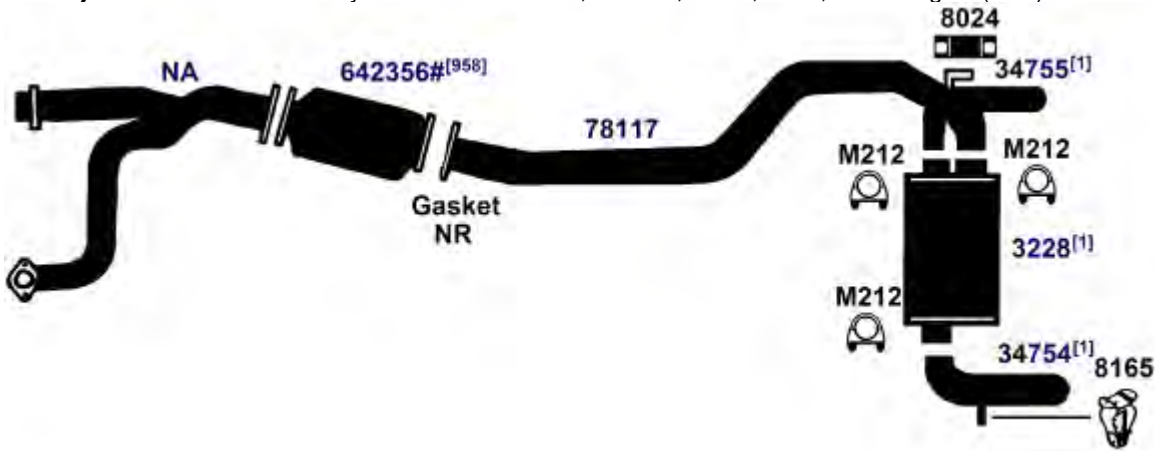
DIRECT FIT MSL/MAXIMUM Muffler... 700359, UNIVERSAL FIT MSL/MAXIMUM Muffler... 6584, Silentone DIY Muffler... 5546

NA-Not Available. NR-Not Required. FL-Remove and Re-Use Old Flange. ● Golden Warehouse. O.E.-Original Equipment.
 # Airtube Kit [4948] may be required to complete installation. EFI-Electronic Fuel Injection.

[1] OE system was a welded assembly. It is recommended that all parts noted [1] should be replaced. [958] Federal & California Emission vehicles. Not legal for sale for vehicles licensed in California.
 [900] Direct fit converter may require resizing, cutting or bushing.

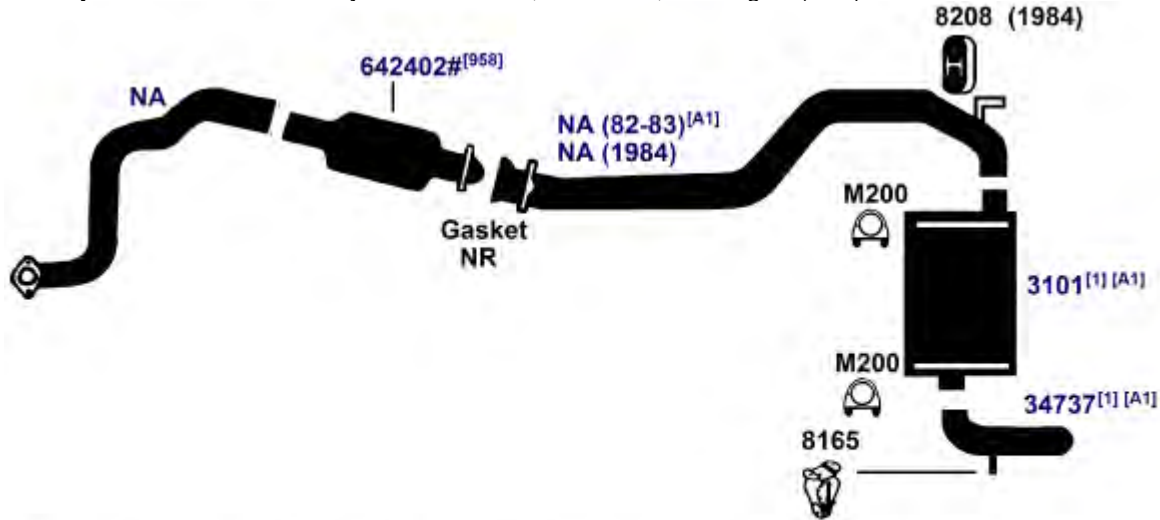
CHEVROLET CAMARO

(1583E) 83-84 8 Cyl. Camaro Z28, IROC-Z; 305-7, 305F, 305G Engine (5.0L)



DIRECT FIT MSL/MAXIMUM Muffler... 700359, UNIVERSAL FIT MSL/MAXIMUM Muffler... 6584, Silentone DIY Muffler... 5546

(1581E) 82-84 4 Cyl. Camaro, All Models, 151 Engine (2.5L)



^[A1] O.E. System has a 5" round muffler on 82-83 models. Replacement System has an Oval muffler and Complete System must be replaced together.

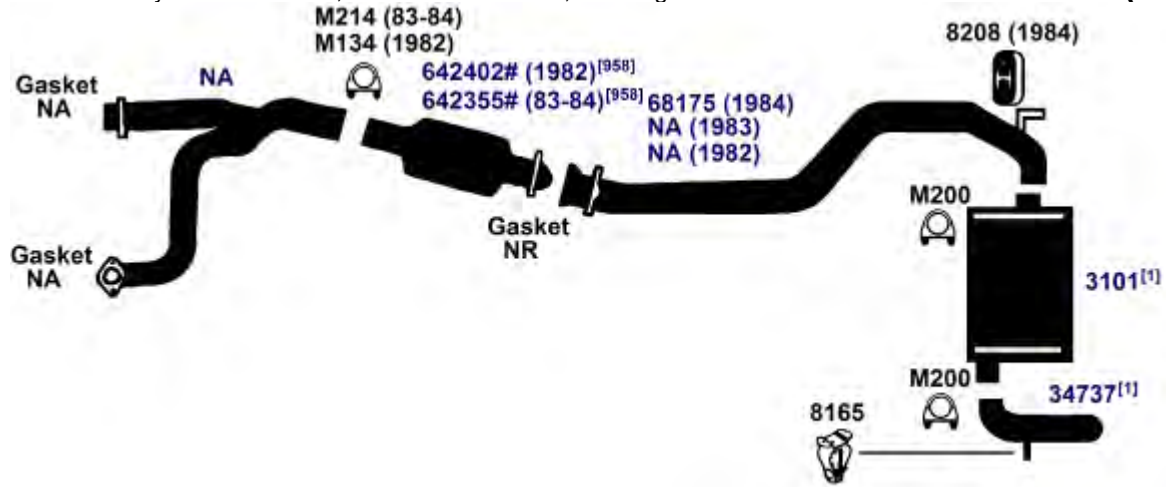
DIRECT FIT MSL/MAXIMUM Muffler... 6538, UNIVERSAL FIT MSL/MAXIMUM Muffler... 709011, Silentone DIY Muffler... 5528

NA-Not Available. NR-Not Required. FL-Remove and Re-Use Old Flange. ● Golden Warehouse. O.E.-Original Equipment.
Airtube Kit [4948] may be required to complete installation. EFI-Electronic Fuel Injection.

^[1] OE system was a welded assembly. It is recommended that all parts noted ^[1] should be replaced. ^[958] Federal & California Emission vehicles. Not legal for sale for vehicles licensed in California.

82-84 6 Cyl. Camaro, All Models with 2.8L, 173 Engine

(1580)



DIRECT FIT MSL/MAXIMUM Muffler... 6538, UNIVERSAL FIT MSL/MAXIMUM Muffler... 709011, Silentone DIY Muffler... 5528

82-84 8 Cyl. Camaro, 305H Engine (5.0L); Single Bed Bead Converter[233], Dual Bed Monolithic Converter[233]

(1579E)



DIRECT FIT MSL/MAXIMUM Muffler... 700069, UNIVERSAL FIT MSL/MAXIMUM Muffler... 6537, Silentone DIY Muffler... 5560

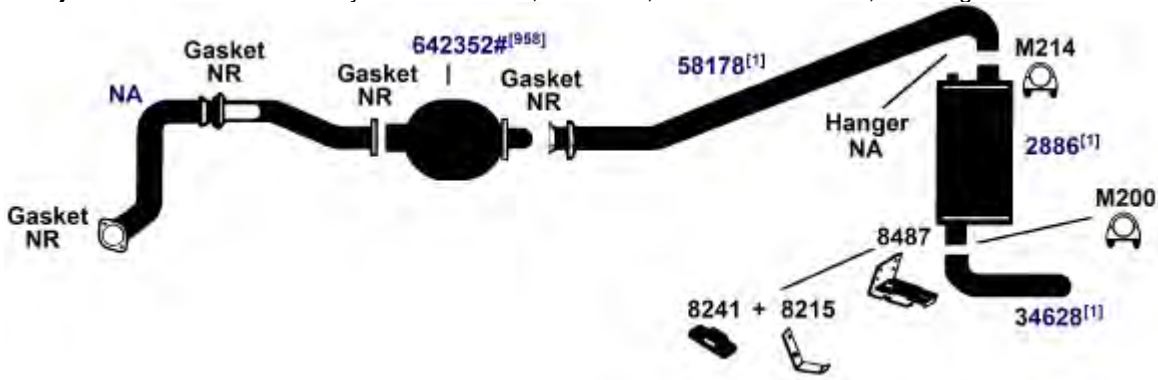
NA-Not Available. NR-Not Required. FL-Remove and Re-Use Old Flange. ● Golden Warehouse. O.E.-Original Equipment.
Airtube Kit [4948] may be required to complete installation. EFI-Electronic Fuel Injection.

[1] OE system was a welded assembly. It is recommended that all parts noted [1] should be replaced. [958] Federal & California Emission vehicles. Not legal for sale for vehicles licensed in California.

[233] See General Information section of catalog for explanation

CHEVROLET CAMARO

(1578) 1981 6 Cyl. Camaro, Berlinetta; All Models with 229, 231 Engine



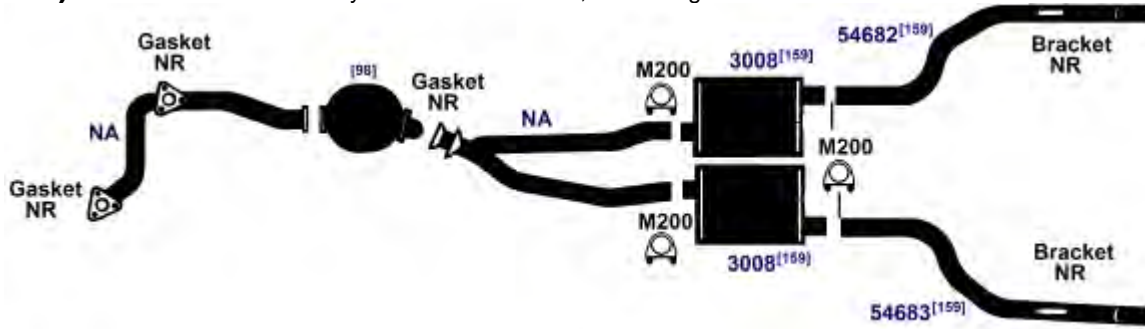
UNIVERSAL FIT MSL/MAXIMUM Muffler... 6508, 709016

(1577) 1981 8 Cyl. Camaro, Berlinetta; All Models with 267 Engine



UNIVERSAL FIT MSL/MAXIMUM Muffler... 6508, 709016

(1575) 80-81 8 Cyl. Camaro Z28, 305H Engine



DIRECT FIT MSL/MAXIMUM Muffler... Left 6555, Right 6555, UNIVERSAL FIT MSL/MAXIMUM Muffler... Left 709006, Right 709006, Silentone DIY Muffler... Left 5539, Right 5539

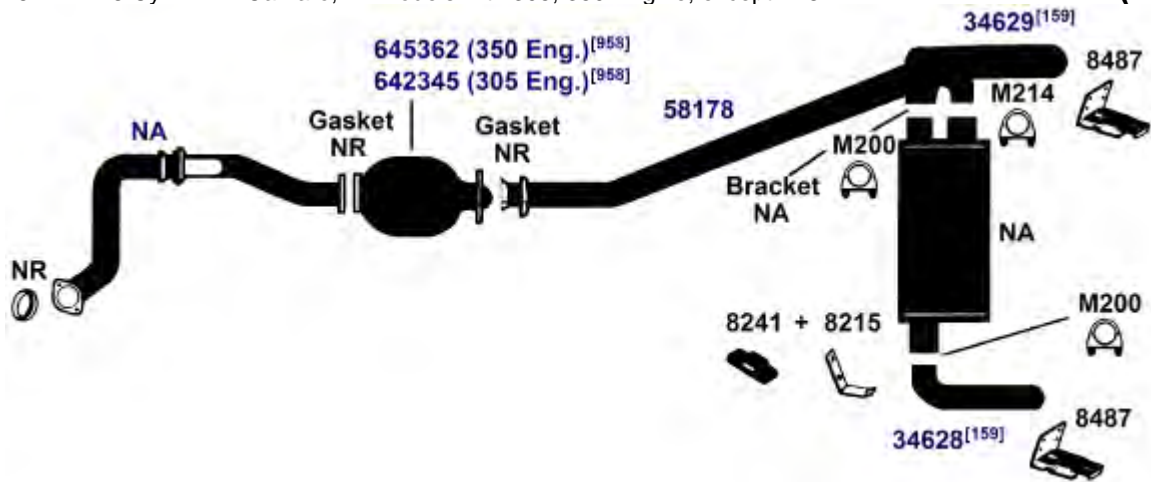
NA-Not Available. NR-Not Required. FL-Remove and Re-Use Old Flange. ● Golden Warehouse. O.E.-Original Equipment.
Airtube Kit [4948] may be required to complete installation. EFI-Electronic Fuel Injection.

[1] OE system was a welded assembly. It is recommended that all parts noted [1] should be replaced.
[98] Refer to current Catalytic Converter catalog or Website catalog for availability.

[159] When replacing O.E. muffler, it is also necessary to replace the tail pipes.
[958] Federal & California Emission vehicles. Not legal for sale for vehicles licensed in California.

1979 8 Cyl. Camaro, All Models with 305, 350 Engine; except Z28

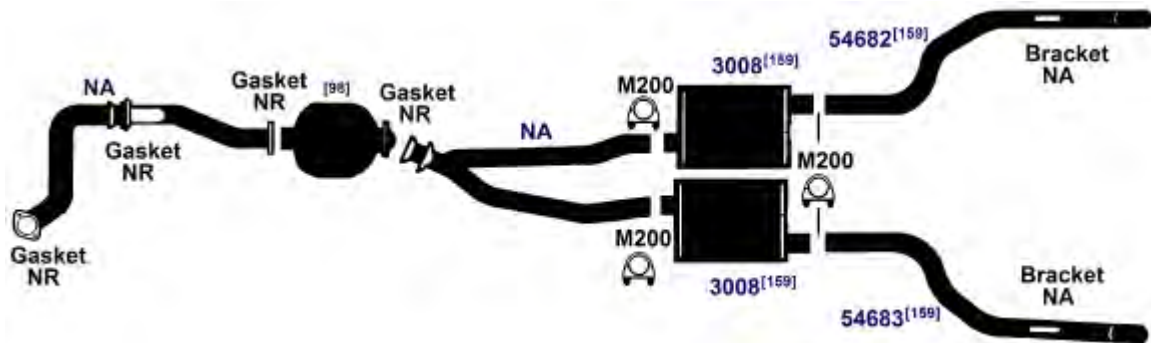
(1569)



DIRECT FIT MSL/MAXIMUM Muffler... 6537

1979 8 Cyl. Camaro, Z28, 350 Engine

(1571)



DIRECT FIT MSL/MAXIMUM Muffler... Left Muffler- 6555, Right Muffler- 6555, UNIVERSAL FIT MSL/MAXIMUM Muffler... Left Muffler- 709006, Right Muffler- 709006, Silentone DIY Muffler... Left Muffler- 5539, Right Muffler- 5539

NA-Not Available. NR-Not Required. FL-Remove and Re-Use Old Flange. ● Golden Warehouse. O.E.-Original Equipment.
Airtube Kit [4948] may be required to complete installation. EFI-Electronic Fuel Injection.

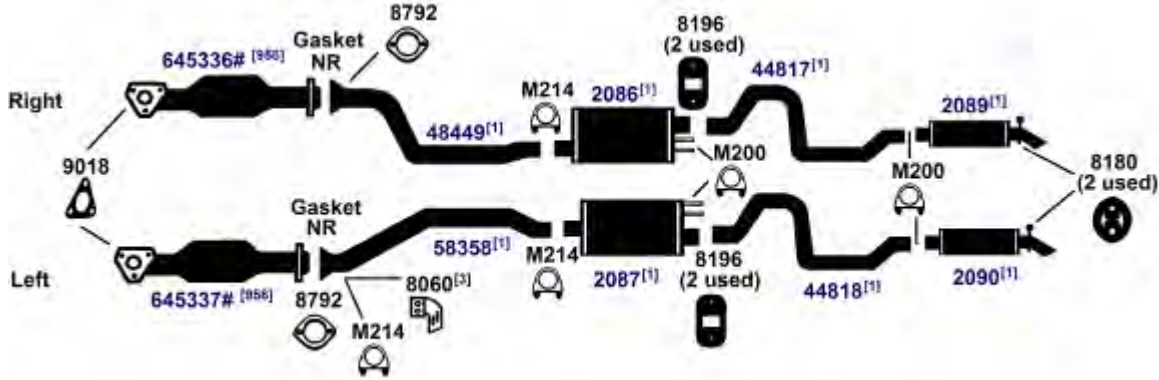
[98] Refer to current Catalytic Converter catalog or Website catalog for availability.

[958] Federal & California Emission vehicles. Not legal for sale for vehicles licensed in California.

[159] When replacing O.E. muffler, it is also necessary to replace the tail pipes.

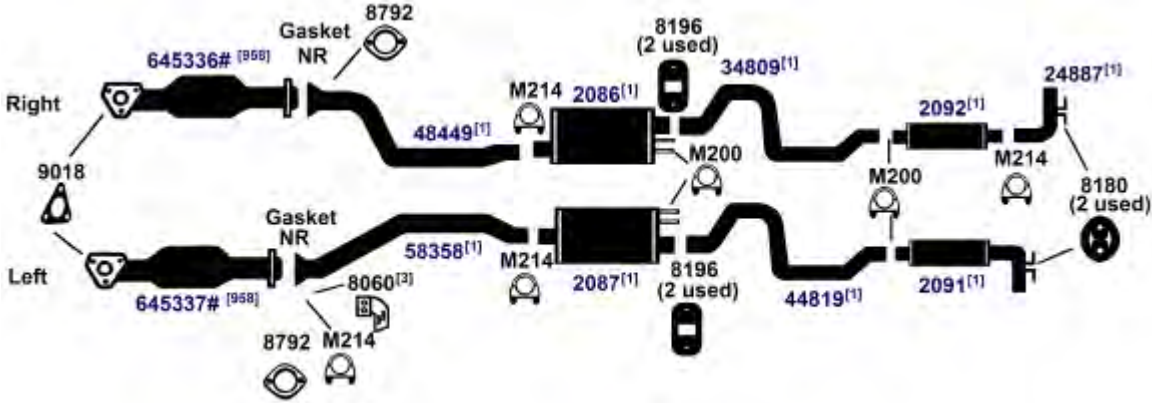
CHEVROLET CAPRICE, IMPALA

(1523) 1994 8 Cyl. Caprice, 5.7L Engine; except Sta. Wagon; Dual Exhaust



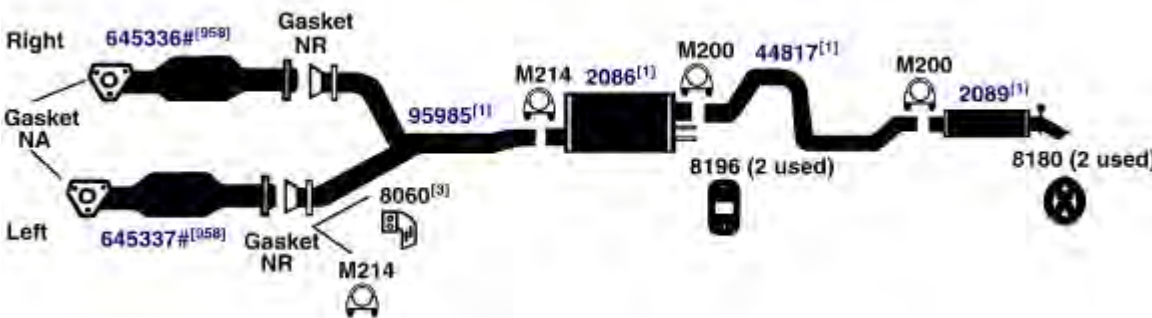
DIRECT FIT MSL/MAXIMUM Muffler... Right Front Muffler- 700171, Left Front Muffler- 700172, Left Rear Muffler- 700232, Right Rear Muffler- 700231,
 UNIVERSAL FIT MSL/MAXIMUM Muffler... Right Front Muffler- 6538, 6543, 6553, 6556, 709012, Left Front Muffler- 6538, 6543, 6553, 6556, 709012

(1522) 1994 8 Cyl. Caprice Sta. Wagon, 5.7L Engine, Dual Exhaust



DIRECT FIT MSL/MAXIMUM Muffler... Right Front Muffler- 700171, Left Front Muffler- 700172, Left Rear Muffler- 700318, Right Rear Muffler- 700316,
 UNIVERSAL FIT MSL/MAXIMUM Muffler... Right Front Muffler- 6538, 6543, 6553, 6556, 709012, Left Front Muffler- 6538, 6543, 6553, 6556, 709012

(1524) 1994 8 Cyl. Caprice, 4.3L Engine



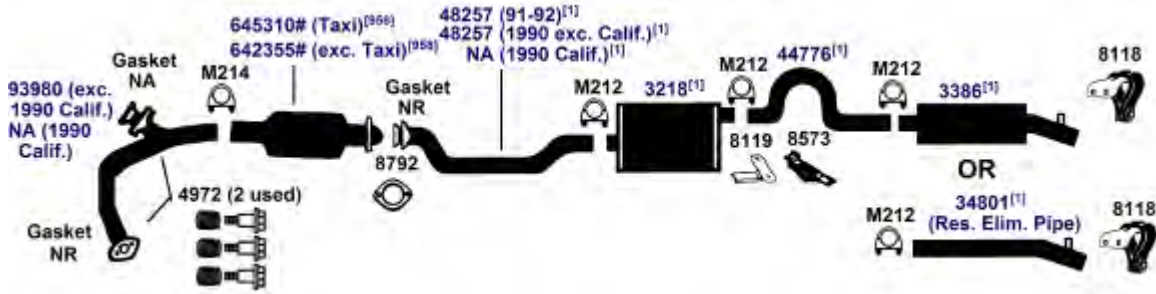
DIRECT FIT MSL/MAXIMUM Muffler... Front Muffler- 700171, Rear Muffler- 700231, UNIVERSAL FIT MSL/MAXIMUM Muffler... Front Muffler- 6538,
 6543, 6553, 6556, 709012

NA-Not Available. NR-Not Required. FL-Remove and Re-Use Old Flange. ● Golden Warehouse. O.E.-Original Equipment.
 # Airtube Kit [4948] may be required to complete installation. EFI-Electronic Fuel Injection.

- [1] OE system was a welded assembly. It is recommended that all parts noted [1] should be replaced. [958] Federal & California Emission vehicles. Not legal for sale for vehicles licensed in California.
- [3] Required for installation.

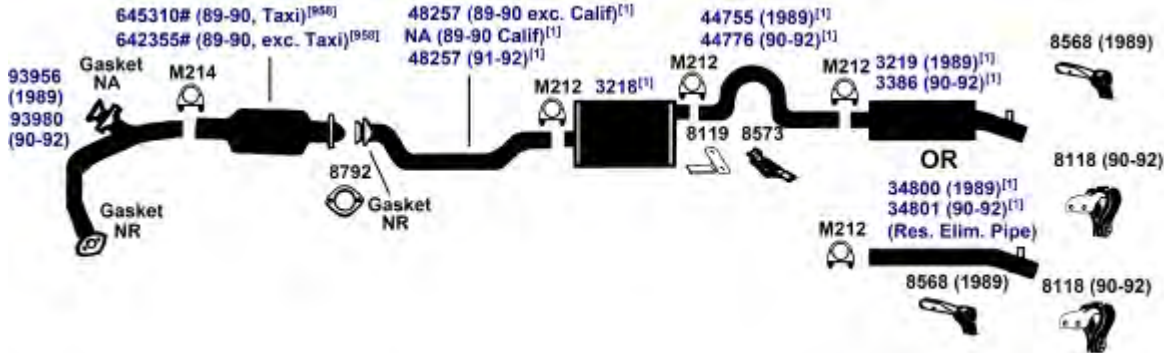
CHEVROLET CAPRICE, IMPALA

(1515) 90-92 8 Cyl. Caprice, 305E Engine (5.0L); except Sta. Wagon



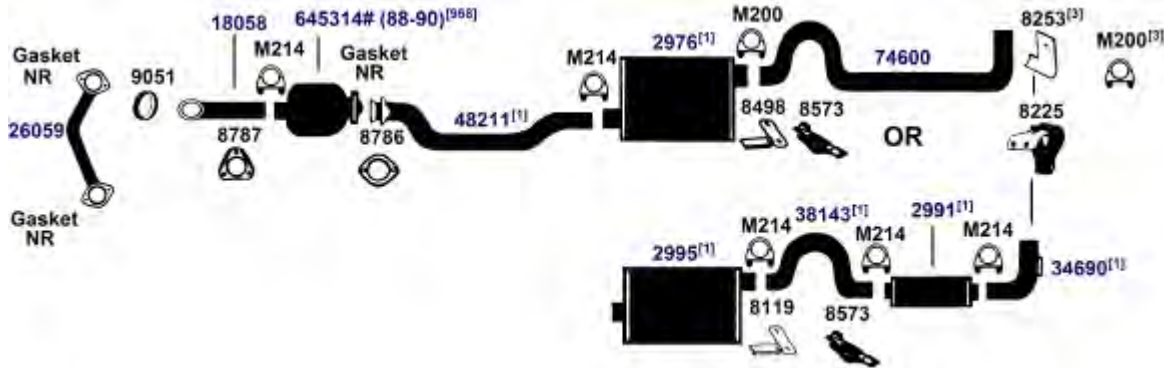
DIRECT FIT MSL/MAXIMUM Muffler... Front Muffler- 700087, Rear Muffler- 700118, UNIVERSAL FIT MSL/MAXIMUM Muffler... Front Muffler- 6543, Silentone DIY Muffler... Front Muffler- 5508 and 8913 Adapter and M212 Clamp

(1518) 89-92 8 Cyl. Caprice, 350 Engine (5.7L); except Sta. Wagon



DIRECT FIT MSL/MAXIMUM Muffler... Front Muffler- 700087, Rear Muffler (3386) (90-92)- 700118 (90-92), Rear Muffler (3219) (1989)- 700088 (1989), UNIVERSAL FIT MSL/MAXIMUM Muffler... Front Muffler- 6543, Rear Muffler (3219) (1989)- 6526 (1989), Silentone DIY Muffler... Front Muffler- 5508 and 8913 Adapter and M212 Clamp

(1509) 86-90 8 Cyl. Caprice Sta. Wagon, 307Y Engine (5.0L)



DIRECT FIT MSL/MAXIMUM Muffler... Front Muffler-#2976- 6543, Front Muffler-#2995- 700056 (System With Rear Resonator), Rear Muffler- 700054, UNIVERSAL FIT MSL/MAXIMUM Muffler... Front Muffler-#2976- 709012, Front Muffler-#2995- 709012 (System With Rear Resonator), 6543 (System With Rear Resonator), Rear Muffler- 6526, Silentone DIY Muffler... Front Muffler-#2976- 5528, Front Muffler-#2995- 5528 (System With Rear Resonator), Rear Muffler- 5559

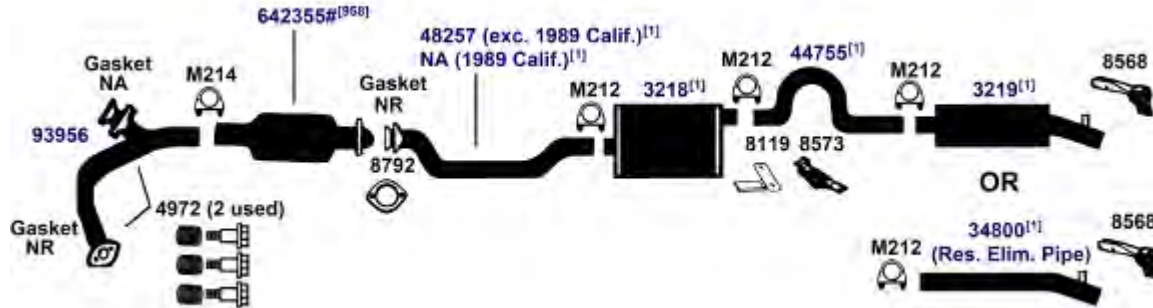
NA-Not Available. NR-Not Required. FL-Remove and Re-Use Old Flange. ● Golden Warehouse. O.E.-Original Equipment.
Airtube Kit [4948] may be required to complete installation. EFI-Electronic Fuel Injection.

- [1] OE system was a welded assembly. It is recommended that all parts noted [1] should be replaced. [958] Federal & California Emission vehicles. Not legal for sale for vehicles licensed in California.
- [3] Required for installation.

CHEVROLET CAPRICE, IMPALA

85-89 8 Cyl. Caprice, Impala; 305E, 305H Engine (5.0L); except Sta. Wagon

(1507)

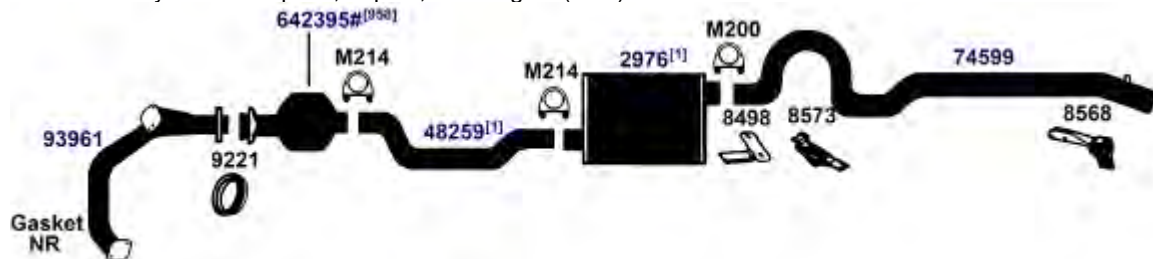


DIRECT FIT MSL/MAXIMUM Muffler... Front Muffler- 700087, Rear Muffler- 700088, UNIVERSAL FIT MSL/MAXIMUM Muffler... Front Muffler- 6543, Rear Muffler- 6526, Silentone DIY Muffler... Front Muffler- 5508 and 8913 Adapter and M212 Clamp

87-88 6 Cyl. Caprice, 262 Engine (4.3L)

(1508)

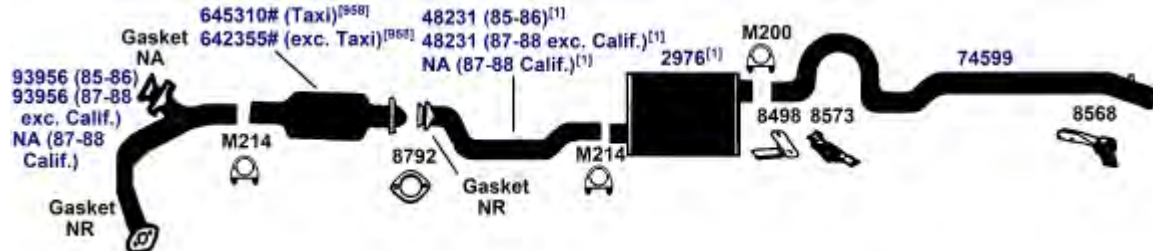
85-86 6 Cyl. Caprice, Impala; 262 Engine (4.3L)



DIRECT FIT MSL/MAXIMUM Muffler... 6543, UNIVERSAL FIT MSL/MAXIMUM Muffler... 709012, Silentone DIY Muffler... 5528

85-88 8 Cyl. Caprice, Impala; 350 Engine (5.7L); except Sta. Wagon

(1517)



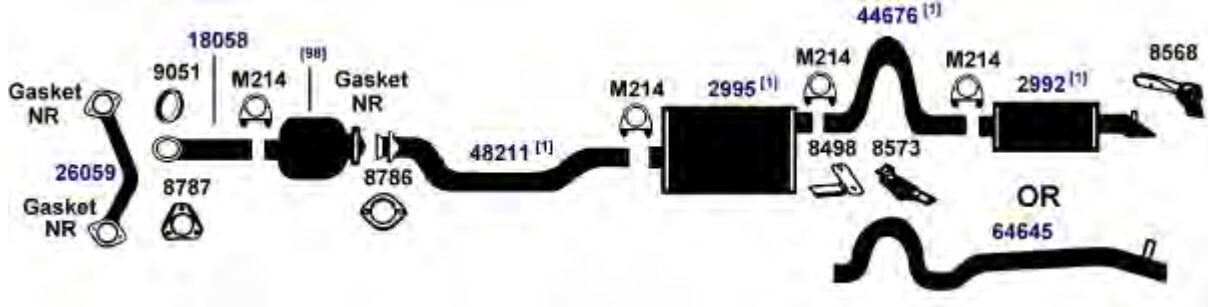
DIRECT FIT MSL/MAXIMUM Muffler... 6543, UNIVERSAL FIT MSL/MAXIMUM Muffler... 709012, Silentone DIY Muffler... 5528

NA-Not Available. NR-Not Required. FL-Remove and Re-Use Old Flange. ● Golden Warehouse. O.E.-Original Equipment.
Airtube Kit [4948] may be required to complete installation. EFI-Electronic Fuel Injection.

[1] OE system was a welded assembly. It is recommended that all parts noted [1] should be replaced. [958] Federal & California Emission vehicles. Not legal for sale for vehicles licensed in California.

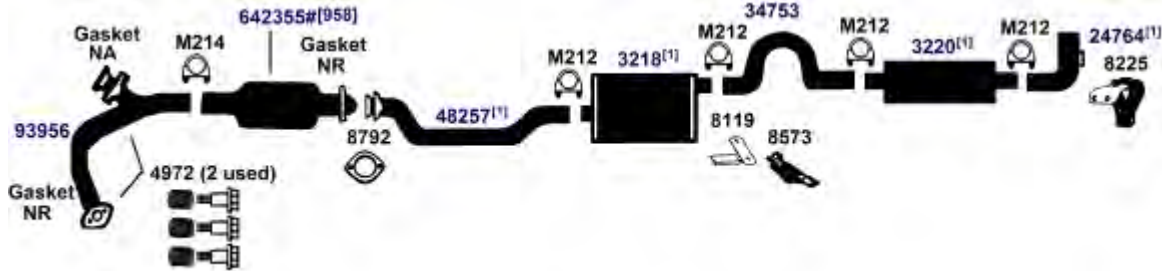
CHEVROLET CAPRICE, IMPALA

(1510) 86-87 8 Cyl. Caprice, 307Y Engine (5.0L); except Sta. Wagon



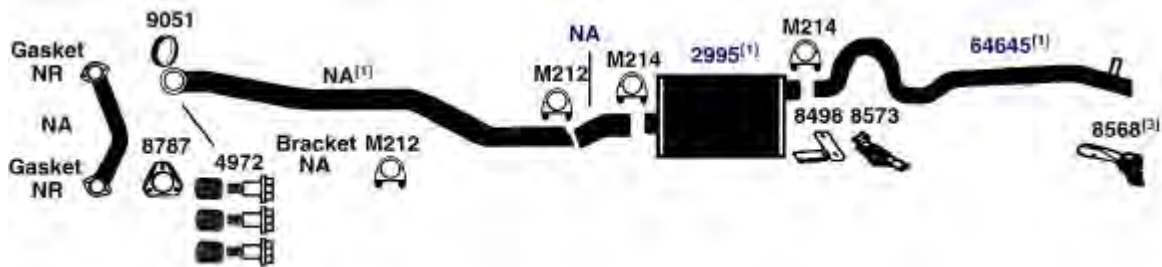
DIRECT FIT MSL/MAXIMUM Muffler... Front Muffler- 700056, Rear Muffler- 700055, UNIVERSAL FIT MSL/MAXIMUM Muffler... Front Muffler- 6543, 709012, Rear Muffler- 6526, Silentone DIY Muffler... Front Muffler- 5528, Rear Muffler- 5559 and 14677 Spout

(1506) 85-86 8 Cyl. Caprice, Impala; 305H Engine (5.0L); Sta. Wagon



DIRECT FIT MSL/MAXIMUM Muffler... Front Muffler- 700087, Rear Muffler- 700196, UNIVERSAL FIT MSL/MAXIMUM Muffler... Front Muffler- 6543, Rear Muffler- 6527, Silentone DIY Muffler... Front Muffler- 5508 and 8913 Adapter and M212 Clamp

(1505) 1985 8 Cyl. Caprice, Impala; 350N Diesel Engine (5.7L); except Sta. Wagon



DIRECT FIT MSL/MAXIMUM Muffler... 700056, UNIVERSAL FIT MSL/MAXIMUM Muffler... 6543, 709012, Silentone DIY Muffler... 5528

NA-Not Available. NR-Not Required. FL-Remove and Re-Use Old Flange. ● Golden Warehouse. O.E.-Original Equipment.
Airtube Kit [4948] may be required to complete installation. EFI-Electronic Fuel Injection.

[1] OE system was a welded assembly. It is recommended that all parts noted [1] should be replaced.

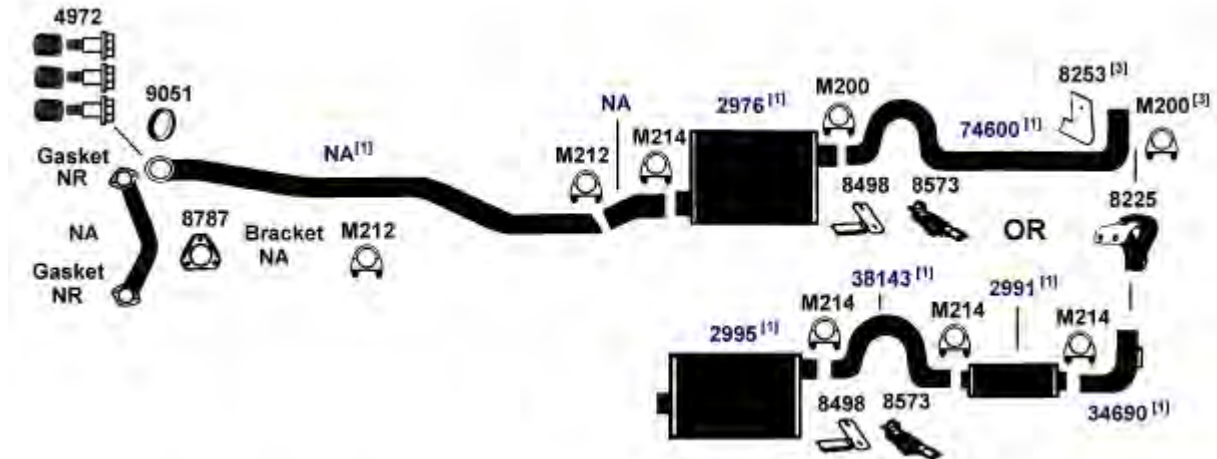
[3] Required for installation.

[98] Refer to current Catalytic Converter catalog or Website catalog for availability.
[958] Federal & California Emission vehicles. Not legal for sale for vehicles licensed in California.

CHEVROLET CAPRICE, IMPALA

1985 8 Cyl. Impala, Caprice; Sta. Wagon 350N Diesel Engine (5.7L)

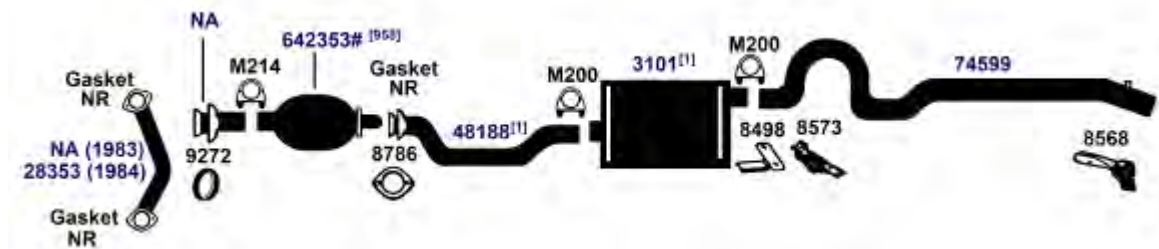
(1504)



DIRECT FIT MSL/MAXIMUM Muffler... Front Muffler-#2976- 6543, Front 700056 (Optional), Rear Muffler- 700054 (Optional), UNIVERSAL FIT MSL/MAXIMUM Muffler... Front Muffler-#2976- 709012, Front 709012 (Optional), 6543 (Optional), Rear Muffler- 6526 (Optional), Silentone DIY Muffler... Front Muffler-#2976- 5528, Front 5528 (Optional), Rear Muffler- 5559 (Optional)

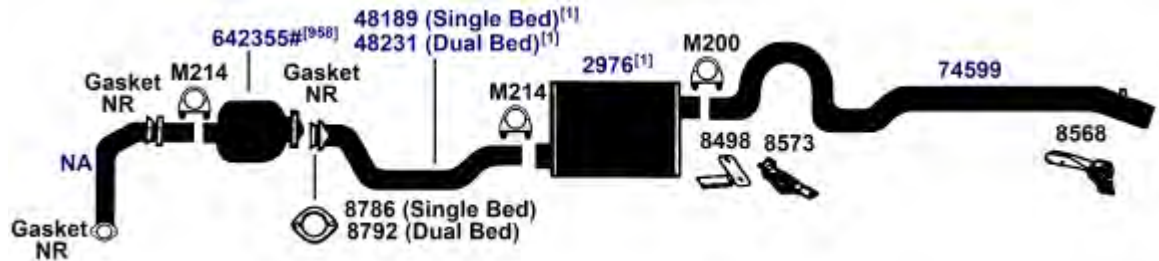
83-84 6 Cyl. Impala, Caprice; 3.8L, 231 Engine

(1502)



DIRECT FIT MSL/MAXIMUM Muffler... 6538, UNIVERSAL FIT MSL/MAXIMUM Muffler... 709011, Silentone DIY Muffler... 5528

83-84 6 Cyl. Impala, Caprice; 3.8L, 229 Engine; Single Bed Bead [233], Dual Bed Monolithic Converter [233] (1503)



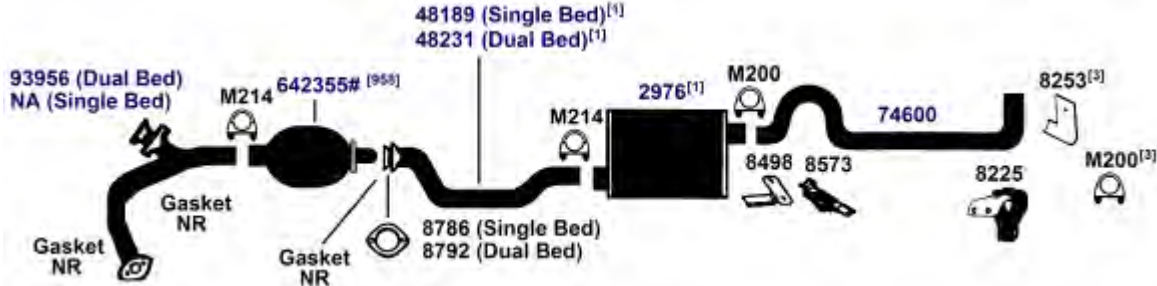
DIRECT FIT MSL/MAXIMUM Muffler... 6543, UNIVERSAL FIT MSL/MAXIMUM Muffler... 709012, Silentone DIY Muffler... 5528

NA-Not Available. NR-Not Required. FL-Remove and Re-Use Old Flange. ● Golden Warehouse. O.E.-Original Equipment.
Airtube Kit [4948] may be required to complete installation. EFI-Electronic Fuel Injection.

- [1] OE system was a welded assembly. It is recommended that all parts noted [1] should be replaced.
- [2] Federal & California Emission vehicles. Not legal for sale for vehicles licensed in California.
- [3] Required for installation.

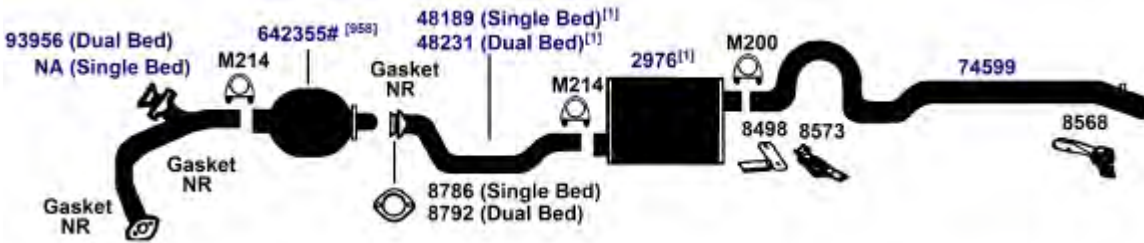
CHEVROLET CAPRICE, IMPALA

(1500) 83-84 8 Cyl. Impala, Caprice, Station Wagon; 5.0L, 305 Engine; Single Bed Bead [233], Dual Bed Monolithic Converter [233]



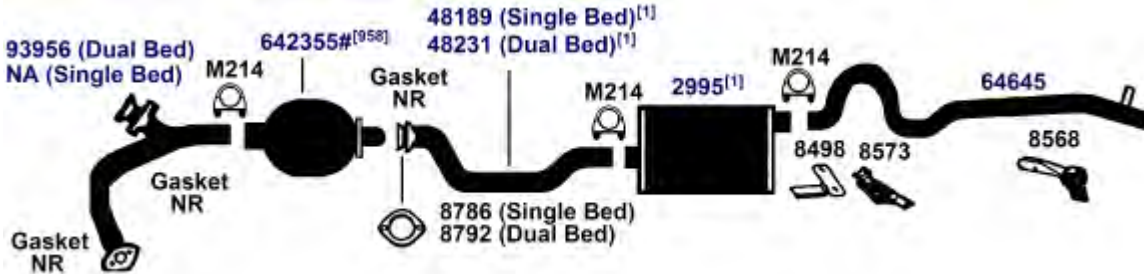
DIRECT FIT MSL/MAXIMUM Muffler... 6543, UNIVERSAL FIT MSL/MAXIMUM Muffler... 709012, Silentone DIY Muffler... 5528

(1501) 83-84 8 Cyl. Impala, Caprice; 5.0L, 305 Engine; Single Bed Bead [233], Dual Bed Monolithic Converter [233]; except Station Wagon



DIRECT FIT MSL/MAXIMUM Muffler... 6543, UNIVERSAL FIT MSL/MAXIMUM Muffler... 709012, Silentone DIY Muffler... 5528

(1516) 83-84 8 Cyl. Impala, Caprice; 5.7L, 350 Engine, Single Bed Bead [233], Dual Bed Monolithic Converter [233]; except Station Wagon



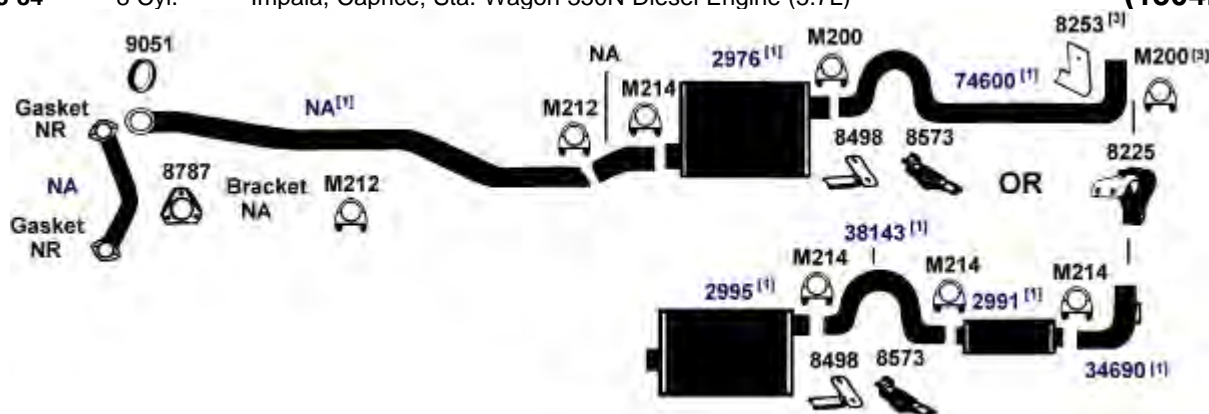
DIRECT FIT MSL/MAXIMUM Muffler... 700056, UNIVERSAL FIT MSL/MAXIMUM Muffler... 6543, 709012, Silentone DIY Muffler... 5528

NA-Not Available. NR-Not Required. FL-Remove and Re-Use Old Flange. ● Golden Warehouse. O.E.-Original Equipment.
Airtube Kit [4948] may be required to complete installation. EFI-Electronic Fuel Injection.

- [1] OE system was a welded assembly. It is recommended that all parts noted [1] should be replaced.
- [3] Required for installation.
- [958] Federal & California Emission vehicles. Not legal for sale for vehicles licensed in California.

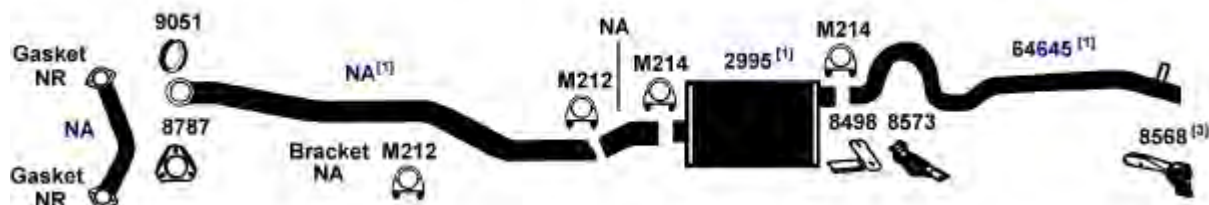
CHEVROLET CAPRICE, IMPALA

83-84 8 Cyl. Impala, Caprice; Sta. Wagon 350N Diesel Engine (5.7L) (1504E)



DIRECT FIT MSL/MAXIMUM Muffler... Front Muffler-#2976- 6543, Front Muffler-#2995- 700056 (System With Rear Resonator), Rear Muffler- 700054 (System With Rear Resonator), UNIVERSAL FIT MSL/MAXIMUM Muffler... Front Muffler-#2976- 709012, Front Muffler-#2995- 709012 (System With Rear Resonator), 6543 (System With Rear Resonator), Rear Muffler- 6526 (System With Rear Resonator), Silentone DIY Muffler... Front Muffler-#2976- 5528, Front Muffler-#2995- 5528 (System With Rear Resonator), Rear Muffler- 5559 (System With Rear Resonator)

83-84 8 Cyl. Caprice, Impala; 350N Diesel Engine (5.7L); except Sta. Wagon (1505E)



DIRECT FIT MSL/MAXIMUM Muffler... 700056, UNIVERSAL FIT MSL/MAXIMUM Muffler... 6543, 709012, Silentone DIY Muffler... 5528

1982 6 Cyl. Caprice, Impala; 3.8L, 229 Engine; with 2 1/4" Intermediate Exhaust Pipe (1496)



DIRECT FIT MSL/MAXIMUM Muffler... 6543, UNIVERSAL FIT MSL/MAXIMUM Muffler... 709012, Silentone DIY Muffler... 5528

NA-Not Available. NR-Not Required. FL-Remove and Re-Use Old Flange. ● Golden Warehouse. O.E.-Original Equipment.
Airtube Kit [4948] may be required to complete installation. EFI-Electronic Fuel Injection.

[1] OE system was a welded assembly. It is recommended that all parts noted [1] should be replaced.

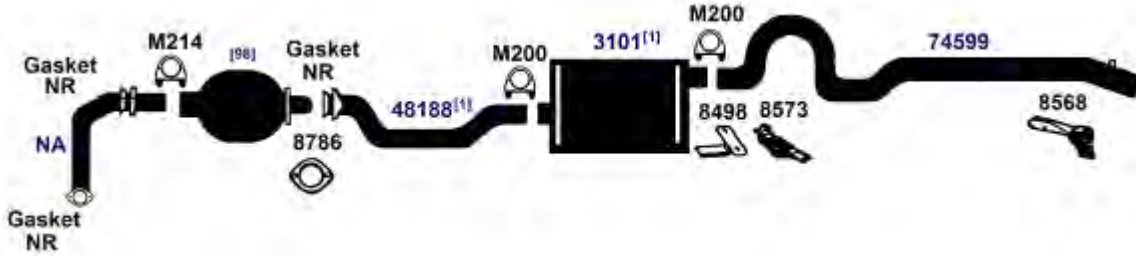
[3] Required for installation.

[98] Refer to current Catalytic Converter catalog or Website catalog for availability.

[958] Federal & California Emission vehicles. Not legal for sale for vehicles licensed in California.

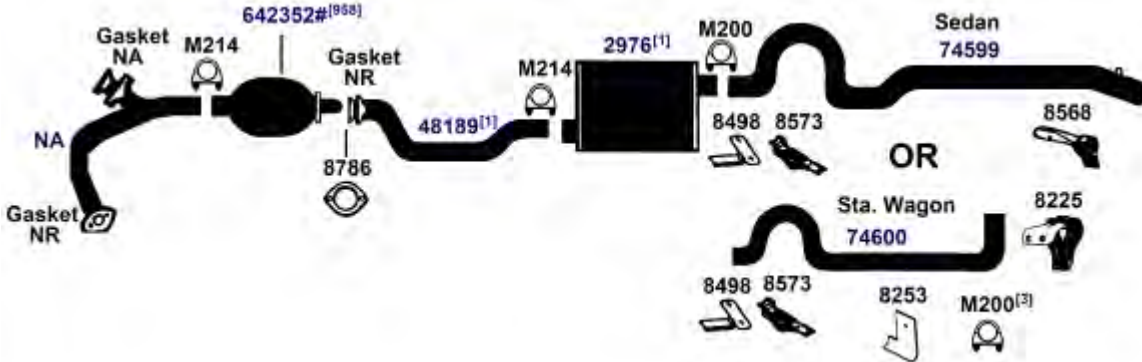
CHEVROLET CAPRICE, IMPALA

(1486) 81-82 6 Cyl. Caprice, Impala; 3.8L, 229 Engine; with 2" Intermediate Exhaust Pipe



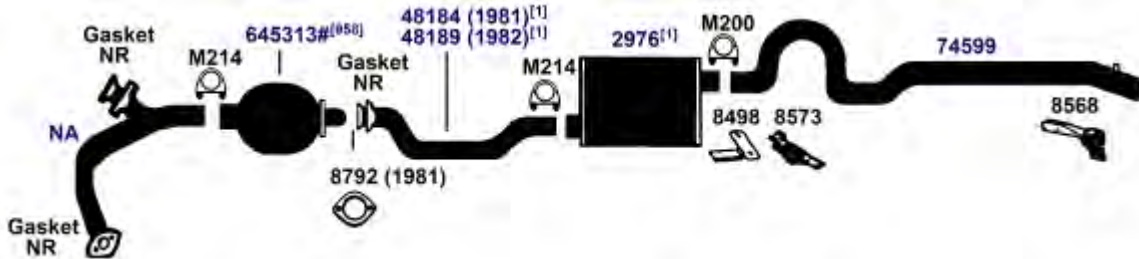
DIRECT FIT MSL/MAXIMUM Muffler... 6538, UNIVERSAL FIT MSL/MAXIMUM Muffler... 709011, Silentone DIY Muffler... 5528

(1483) 81-82 8 Cyl. Caprice, Impala, Sedan, Station Wagon; 5.0L, 305H Engine



DIRECT FIT MSL/MAXIMUM Muffler... 6543, UNIVERSAL FIT MSL/MAXIMUM Muffler... 709012, Silentone DIY Muffler... 5528

(1481) 81-82 8 Cyl. Caprice, Impala; 5.7L, 350L Engine; except Station Wagon



DIRECT FIT MSL/MAXIMUM Muffler... 6543, UNIVERSAL FIT MSL/MAXIMUM Muffler... 709012, Silentone DIY Muffler... 5528

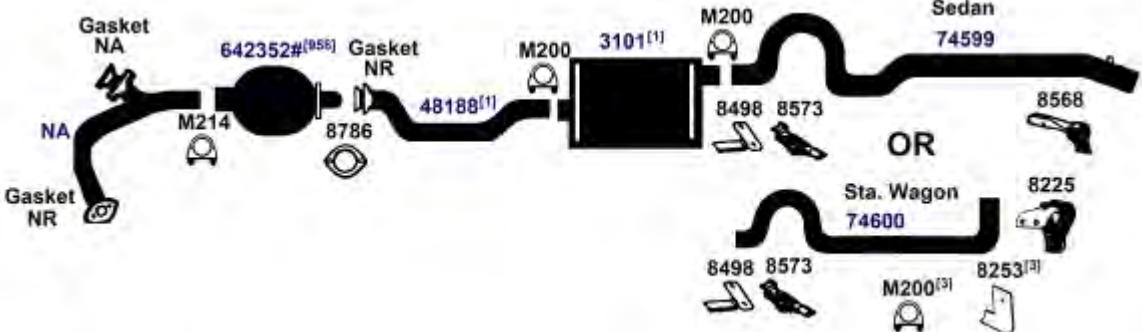
NA-Not Available. NR-Not Required. FL-Remove and Re-Use Old Flange. ● Golden Warehouse. O.E.-Original Equipment.
Airtube Kit [4948] may be required to complete installation. EFI-Electronic Fuel Injection.

- [1] OE system was a welded assembly. It is recommended that all parts noted [1] should be replaced.
[3] Required for installation.

- [98] Refer to current Catalytic Converter catalog or Website catalog for availability.
[958] Federal & California Emission vehicles. Not legal for sale for vehicles licensed in California.

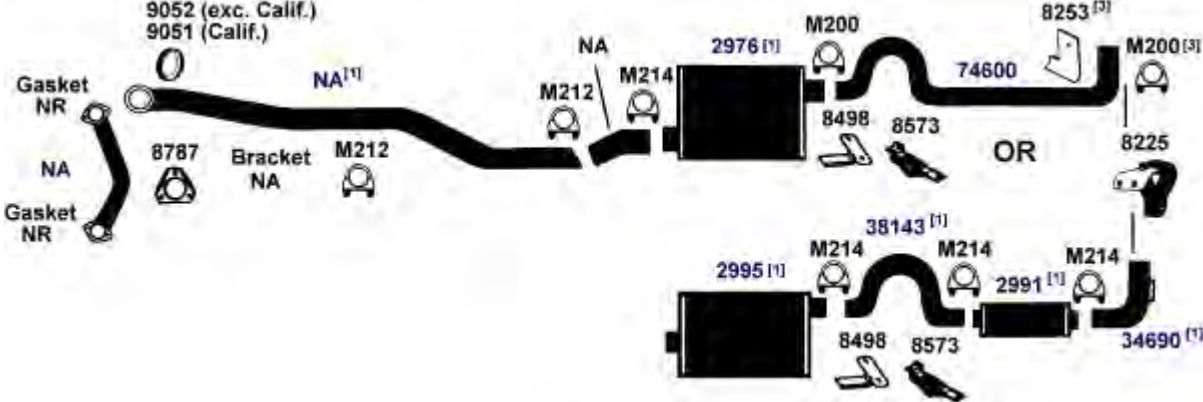
CHEVROLET CAPRICE, IMPALA

81-82 8 Cyl. Caprice, Impala, Sedan, Station Wagon; 4.4L 267 Engine **(1485)**



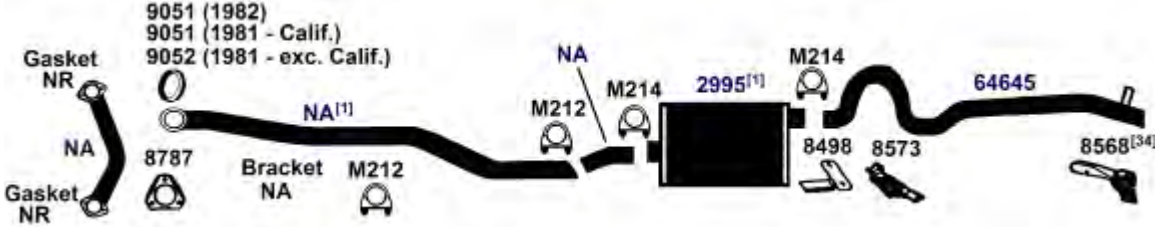
DIRECT FIT MSL/MAXIMUM Muffler... 6538, UNIVERSAL FIT MSL/MAXIMUM Muffler... 709011, Silentone DIY Muffler... 5528

81-82 8 Cyl. Caprice, Impala, Station Wagon; 5.7L, 350N Diesel Engine **(1488)**



DIRECT FIT MSL/MAXIMUM Muffler... Front Muffler (2976)- 6543, Front Muffler (2995)- 700056 (System With Rear Resonator), Rear Muffler- 700054 (System With Rear Resonator), UNIVERSAL FIT MSL/MAXIMUM Muffler... Front Muffler (2976)- 709012, Front Muffler (2995)- 709012 (System With Rear Resonator), 6543 (System With Rear Resonator), Rear Muffler- 6526 (System With Rear Resonator), Silentone DIY Muffler... Front Muffler (2976)- 5528, Front Muffler (2995)- 5528 (System With Rear Resonator), Rear Muffler- 5559 (System With Rear Resonator)

81-82 8 Cyl. Caprice, Impala; 5.7L, 350N Diesel Engine; except Station Wagon **(1487)**



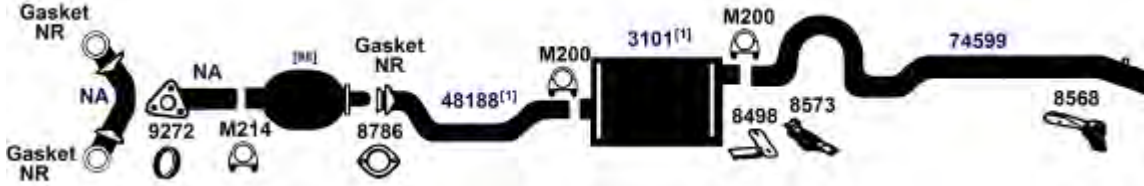
DIRECT FIT MSL/MAXIMUM Muffler... 700056, UNIVERSAL FIT MSL/MAXIMUM Muffler... 6543, 709012, Silentone DIY Muffler... 5528

NA-Not Available. NR-Not Required. FL-Remove and Re-Use Old Flange. ● Golden Warehouse. O.E.-Original Equipment.
Airtube Kit [4948] may be required to complete installation. EFI-Electronic Fuel Injection.

[1] OE system was a welded assembly. It is recommended that all parts noted [1] should be replaced. [34] Required for installation on 1982 models.
[3] Required for installation. [958] Federal & California Emission vehicles. Not legal for sale for vehicles licensed in California.

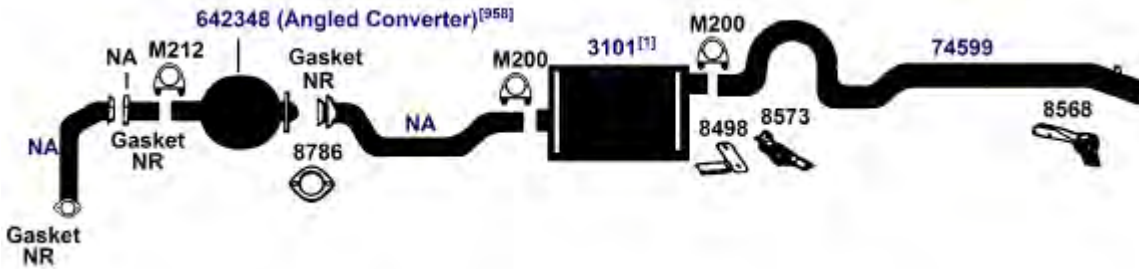
CHEVROLET CAPRICE, IMPALA

(1480) 80-82 6 Cyl. Caprice, Impala; 3.8L, 231 Engine



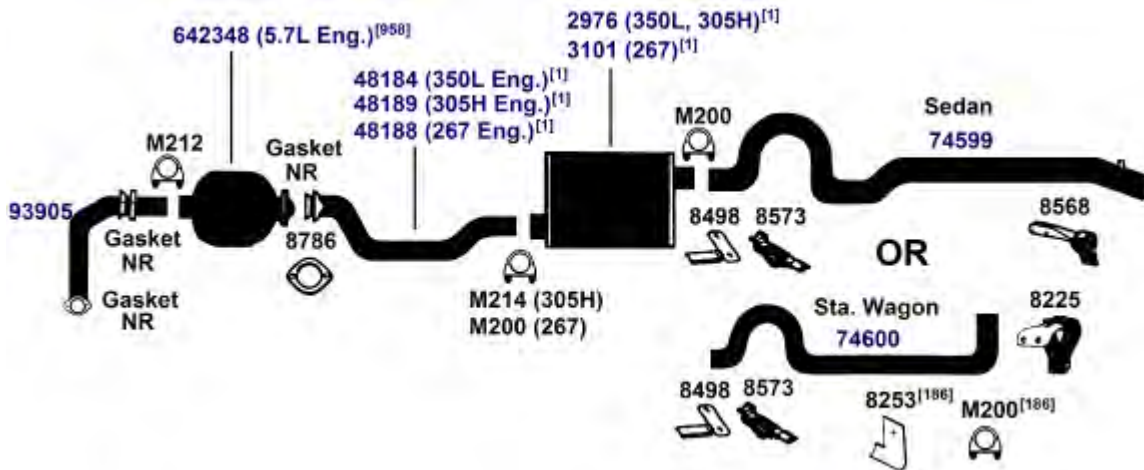
DIRECT FIT MSL/MAXIMUM Muffler... 6538, UNIVERSAL FIT MSL/MAXIMUM Muffler... 709011, Silentone DIY Muffler... 5528

(1514) 1980 6 Cyl. Caprice, Impala; 3.8L, 229 Engine; with 2" Intermediate Exhaust Pipe



DIRECT FIT MSL/MAXIMUM Muffler... 6538, UNIVERSAL FIT MSL/MAXIMUM Muffler... 709011, Silentone DIY Muffler... 5528

(1482) 1980 8 Cyl. Caprice, Impala, Sedan, Station Wagon; 267 (4.4L), 305H (5.0L), 350L (5.7L) Engine



DIRECT FIT MSL/MAXIMUM Muffler... Muffler (2976)- 6543 (350L,305H), Muffler (3101)- 6538 (267), UNIVERSAL FIT MSL/MAXIMUM Muffler... Muffler (3101)- 709011, Silentone DIY Muffler... Muffler (2976)- 5528, Muffler (3101)- 5528

NA-Not Available. NR-Not Required. FL-Remove and Re-Use Old Flange. ● Golden Warehouse. O.E.-Original Equipment.
Airtube Kit [4948] may be required to complete installation. EFI-Electronic Fuel Injection.

[1] OE system was a welded assembly. It is recommended that all parts noted [1] should be replaced.

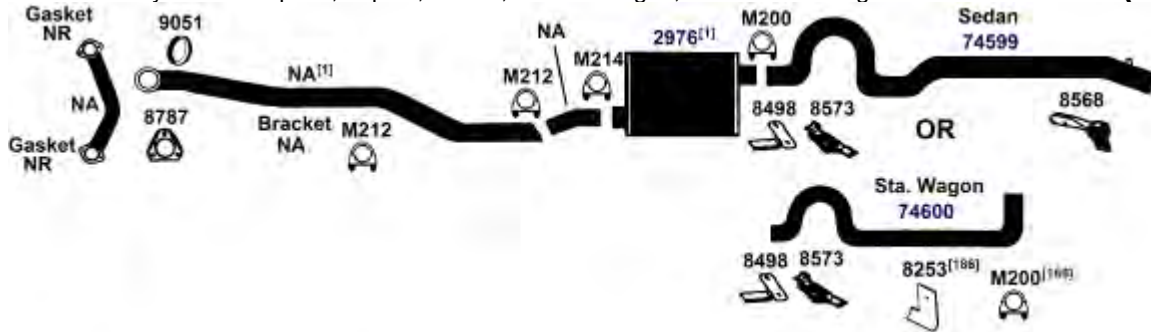
[98] Refer to current Catalytic Converter catalog or Website catalog for availability.

[186] Required for installation with 74600 tail pipe.

[958] Federal & California Emission vehicles. Not legal for sale for vehicles licensed in California.

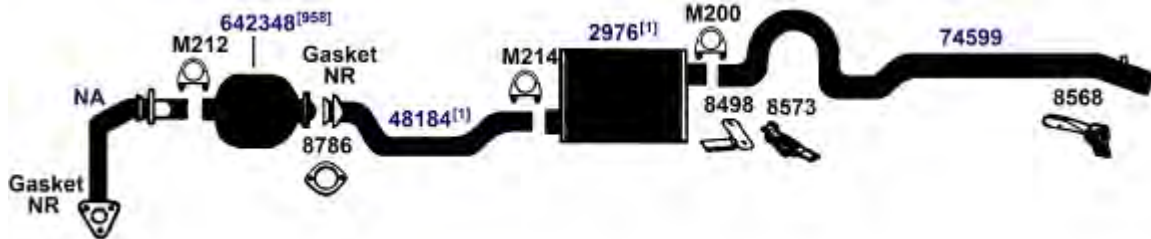
CHEVROLET CAPRICE, IMPALA

1980 8 Cyl. Caprice, Impala, Sedan, Station Wagon; 350N Diesel Engine (1478)



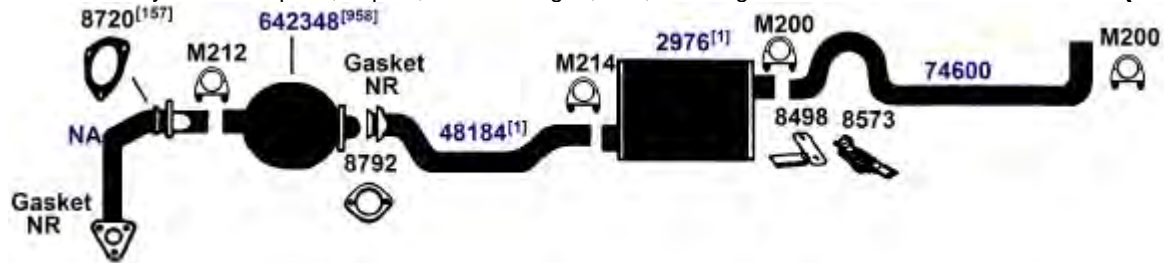
DIRECT FIT MSL/MAXIMUM Muffler... 6543, UNIVERSAL FIT MSL/MAXIMUM Muffler... 709012, Silentone DIY Muffler... 5528

1979 6 Cyl. Caprice, Impala; 250 Engine (1477)



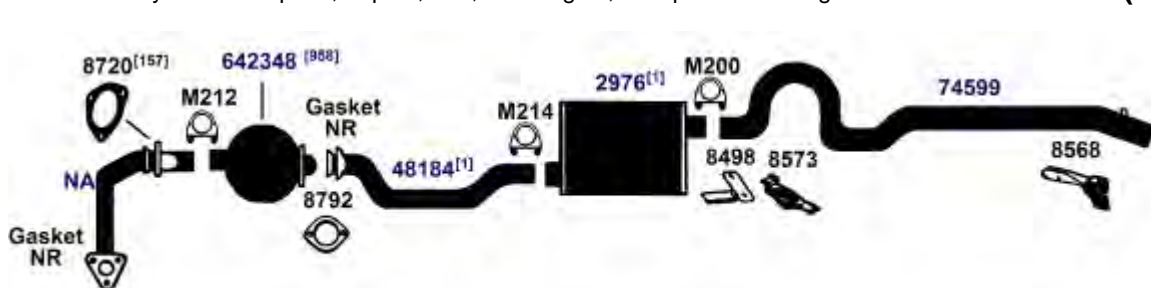
DIRECT FIT MSL/MAXIMUM Muffler... 6543, UNIVERSAL FIT MSL/MAXIMUM Muffler... 709012, Silentone DIY Muffler... 5528

1979 8 Cyl. Caprice, Impala, Station Wagon; 305, 350 Engine (1475)



DIRECT FIT MSL/MAXIMUM Muffler... 6543, UNIVERSAL FIT MSL/MAXIMUM Muffler... 709012, Silentone DIY Muffler... 5528

1979 8 Cyl. Caprice, Impala; 305, 350 Engine; except Station Wagon (1476)



DIRECT FIT MSL/MAXIMUM Muffler... 6543, UNIVERSAL FIT MSL/MAXIMUM Muffler... 709012, Silentone DIY Muffler... 5528

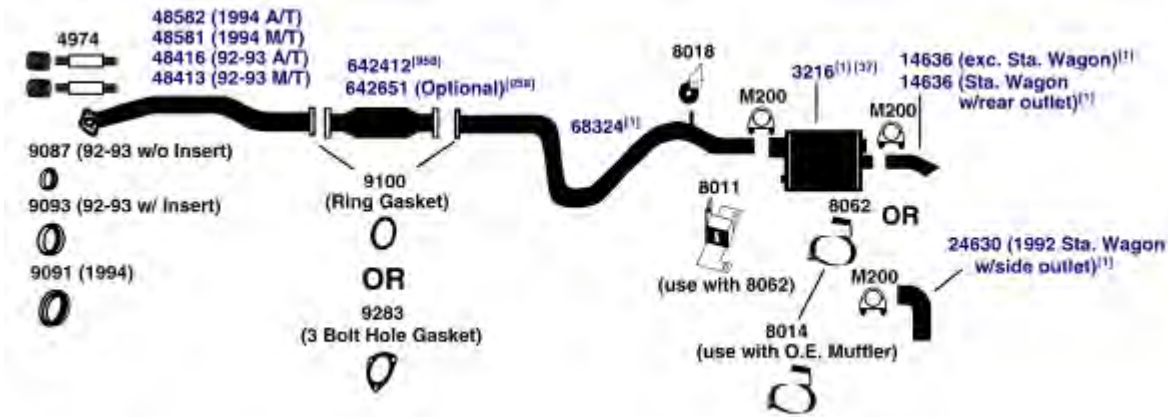
NA-Not Available. NR-Not Required. FL-Remove and Re-Use Old Flange. ● Golden Warehouse. O.E.-Original Equipment.
Airtube Kit [4948] may be required to complete installation. EFI-Electronic Fuel Injection.

[1] OE system was a welded assembly. It is recommended that all parts noted [1] should be replaced.
[157] Heat riser gasket.

[186] Required for installation with 74600 tail pipe.
[958] Federal & California Emission vehicles. Not legal for sale for vehicles licensed in California.

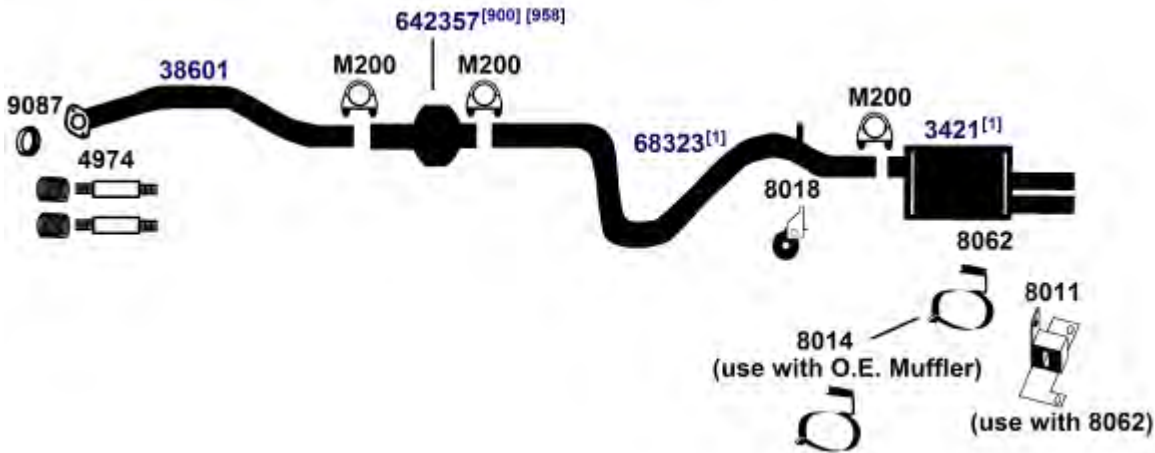
CHEVROLET CAVALIER

(1653) 92-94 4 Cyl. Cavalier, 2.2L Engine (1992 2nd Design with bracket on extension pipe behind gas tank)



DIRECT FIT MSL/MAXIMUM Muffler... 6560, 700060 with spout on muffler (rear exit only), UNIVERSAL FIT MSL/MAXIMUM Muffler... 6536, Silentone DIY Muffler... 5555

(1649) 92-94 6 Cyl. Cavalier, Z24 189 Engine (3.1L) (1992 2nd Design with bracket on extension pipe behind gas tank)



DIRECT FIT MSL/MAXIMUM Muffler... 700363, UNIVERSAL FIT MSL/MAXIMUM Muffler... 709015, Silentone DIY Muffler... 5545 two 14636 Spouts and 8062 Hanger

NA-Not Available. NR-Not Required. FL-Remove and Re-Use Old Flange. ● Golden Warehouse. O.E.-Original Equipment.
Airtube Kit [4948] may be required to complete installation. EFI-Electronic Fuel Injection.

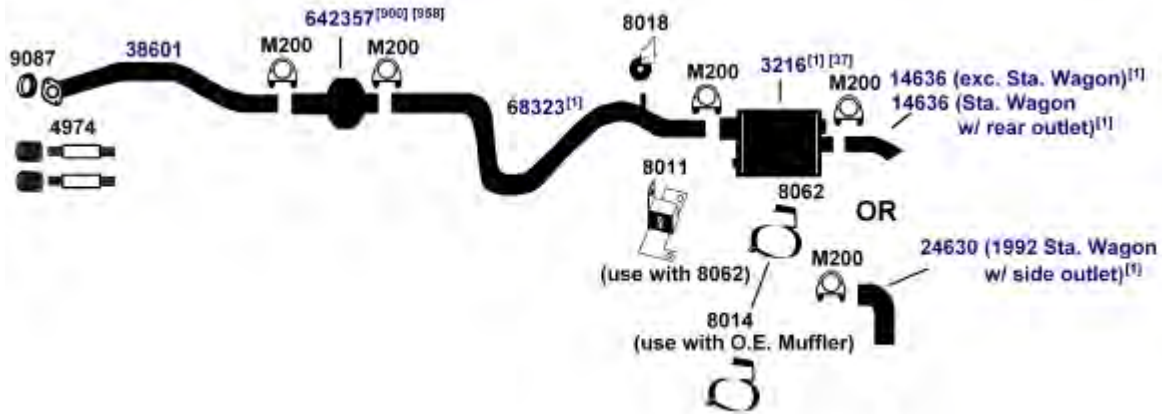
[1] OE system was a welded assembly. It is recommended that all parts noted [1] should be replaced.

[37] Brackets on heads of muffler are not used on this application.

[900] Direct fit converter may require resizing, cutting or bushing.

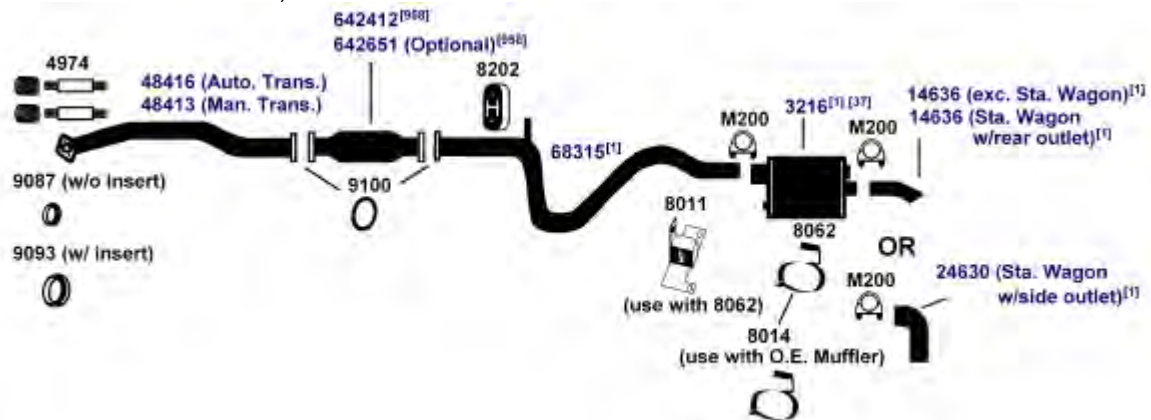
[958] Federal & California Emission vehicles. Not legal for sale for vehicles licensed in California.

92-94 6 Cyl. Cavalier, 189 Engine (3.1L); except Z24 (1992 2nd Design with bracket on extension pipe behind gas tank) **(1651)**



DIRECT FIT MSL/MAXIMUM Muffler... 6560, 700060 with spout on muffler (rear exit only)., UNIVERSAL FIT MSL/MAXIMUM Muffler... 6536, Silentone DIY Muffler... 5555

1992 4 Cyl. Cavalier, 2.2L Engine (1st Design with bracket on extension pipe in front of gas tank) **(1654)**



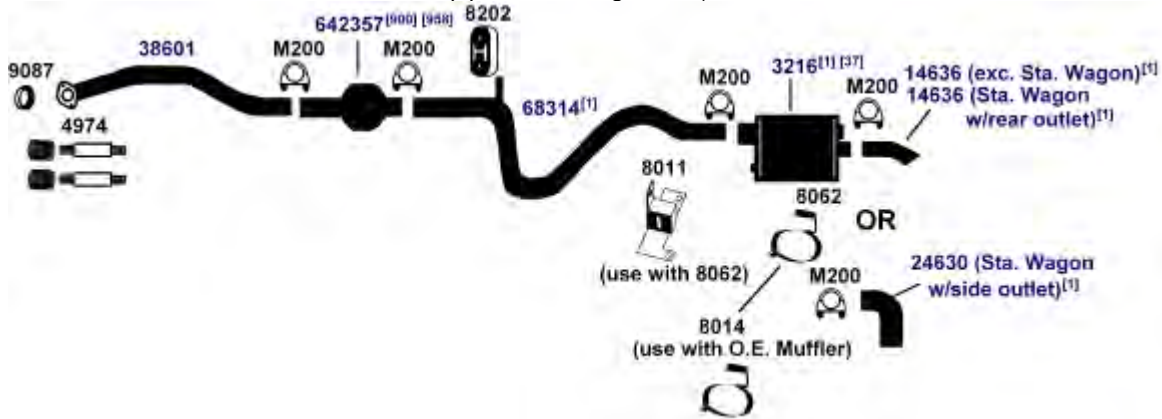
DIRECT FIT MSL/MAXIMUM Muffler... 6560, 700060 with spout on muffler (rear exit only)., UNIVERSAL FIT MSL/MAXIMUM Muffler... 6536, Silentone DIY Muffler... 5555

NA-Not Available. NR-Not Required. FL-Remove and Re-Use Old Flange. ● Golden Warehouse. O.E.-Original Equipment.
Airtube Kit [4948] may be required to complete installation. EFI-Electronic Fuel Injection.

- [1] OE system was a welded assembly. It is recommended that all parts noted [1] should be replaced.
- [37] Brackets on heads of muffler are not used on this application.
- [900] Direct fit converter may require resizing, cutting or bushing.
- [958] Federal & California Emission vehicles. Not legal for sale for vehicles licensed in California.

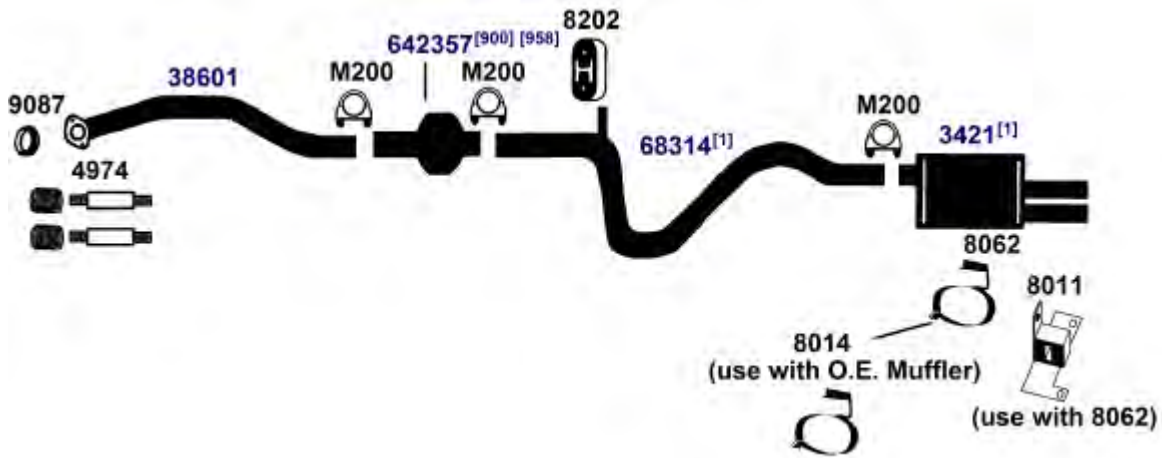
CHEVROLET CAVALIER

(1652) 1992 6 Cyl. Cavalier, 189 Engine (3.1L); except Z24 (1st Design with bracket on extension pipe in front of gas tank)



DIRECT FIT MSL/MAXIMUM Muffler... 6560, 700060 with spout on muffler (rear exit only), UNIVERSAL FIT MSL/MAXIMUM Muffler... 6536, Silentone DIY Muffler... 5555

(1650) 1992 6 Cyl. Cavalier Z24, 189 Engine (3.1L) (1st Design with bracket on extension pipe in front of gas tank)



DIRECT FIT MSL/MAXIMUM Muffler... 700363, UNIVERSAL FIT MSL/MAXIMUM Muffler... 709015, Silentone DIY Muffler... 5545 two 14636 Spouts and 8062 Hanger

NA-Not Available. NR-Not Required. FL-Remove and Re-Use Old Flange. ● Golden Warehouse. O.E.-Original Equipment.
Airtube Kit [4948] may be required to complete installation. EFI-Electronic Fuel Injection.

[1] OE system was a welded assembly. It is recommended that all parts noted [1] should be replaced.

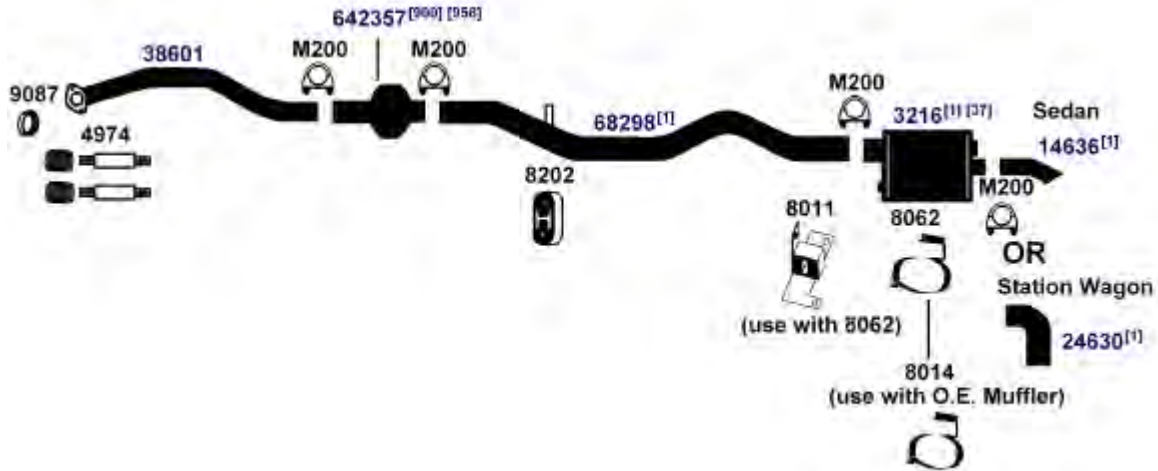
[37] Brackets on heads of muffler are not used on this application.

[900] Direct fit converter may require resizing, cutting or bushing.

[958] Federal & California Emission vehicles. Not legal for sale for vehicles licensed in California.

1991 6 Cyl. Cavalier, Sedan, Sta. Wagon; 189 Engine (3.1L); except Z24

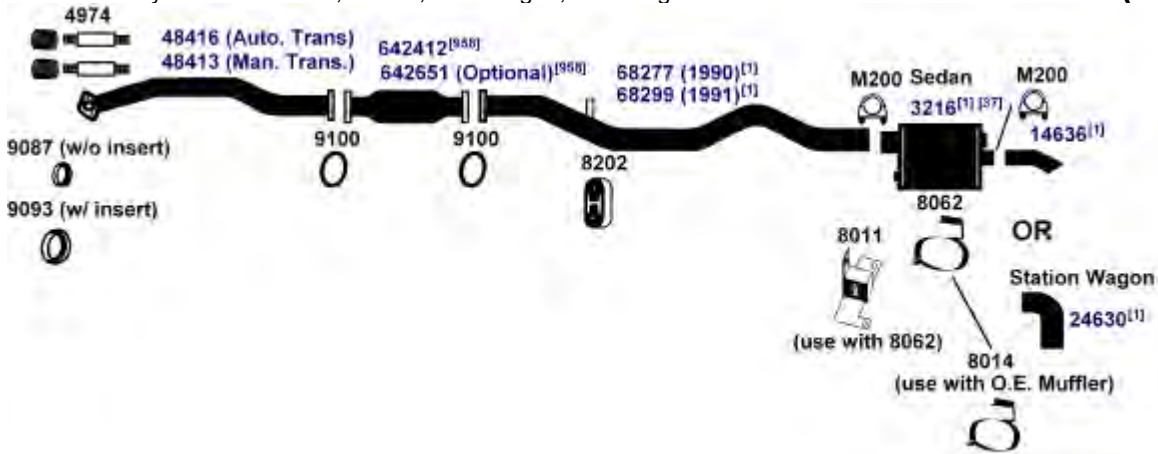
(1648)



DIRECT FIT MSL/MAXIMUM Muffler... 6560, 700060 with spout on muffler (rear exit only)., UNIVERSAL FIT MSL/MAXIMUM Muffler... 6536, Silentone DIY Muffler... 5555

90-91 4 Cyl. Cavalier, Sedan, Sta. Wagon, 2.2L Engine

(1645)



DIRECT FIT MSL/MAXIMUM Muffler... 6560, 700060 with spout on muffler (rear exit only)., UNIVERSAL FIT MSL/MAXIMUM Muffler... 6536, Silentone DIY Muffler... 5555

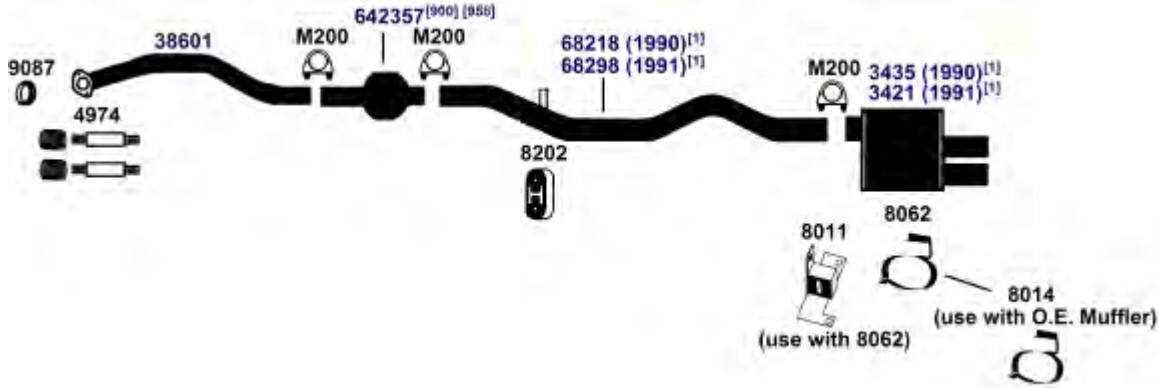
NA-Not Available. NR-Not Required. FL-Remove and Re-Use Old Flange. ● Golden Warehouse. O.E.-Original Equipment.
Airtube Kit [4948] may be required to complete installation. EFI-Electronic Fuel Injection.

[1] OE system was a welded assembly. It is recommended that all parts noted [1] should be replaced.
[37] Brackets on heads of muffler are not used on this application.

[900] Direct fit converter may require resizing, cutting or bushing.
[958] Federal & California Emission vehicles. Not legal for sale for vehicles licensed in California.

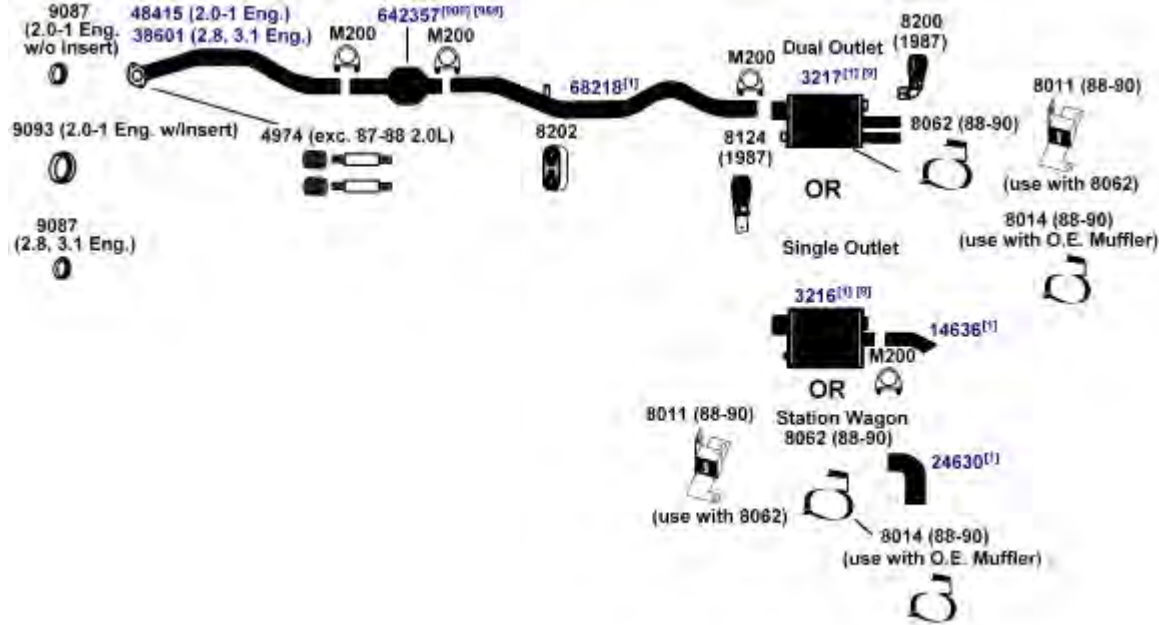
CHEVROLET CAVALIER

(1646) 90-91 6 Cyl. Cavalier Z24, 189 Engine (3.1L); 1990 2nd Design (w/ 2" diameter front and extension pipes), 1991-all



DIRECT FIT MSL/MAXIMUM Muffler... Option for 3421- 700363 (1991), UNIVERSAL FIT MSL/MAXIMUM Muffler... Option for 3435- 709015, Option for 3421- 709015, Silentone DIY Muffler... Option for 3435- 5545 two 14636 Spouts and 8062 Hanger, Option for 3421- 5545 two 14636 Spouts and 8062 Hanger

(1641) 1990 6 Cyl. Cavalier, 189 Engine (3.1L); except Z24
 87-89 4 Cyl. Cavalier, 121 Engine (2.0L)
 87-89 6 Cyl. Cavalier, 173 Engine (2.8W); except Z24



DIRECT FIT MSL/MAXIMUM Muffler... Dual Outlet Muffler- 6575, Single Outlet Muffler- 6560, 700060 with spout on muffler (rear exit only)., UNIVERSAL FIT MSL/MAXIMUM Muffler... Dual Outlet Muffler- 6561, 709015, Single Outlet Muffler- 6536, Silentone DIY Muffler... Dual Outlet Muffler- 5545 two 14636 Spouts and 8062 Hanger, Single Outlet Muffler- 5555

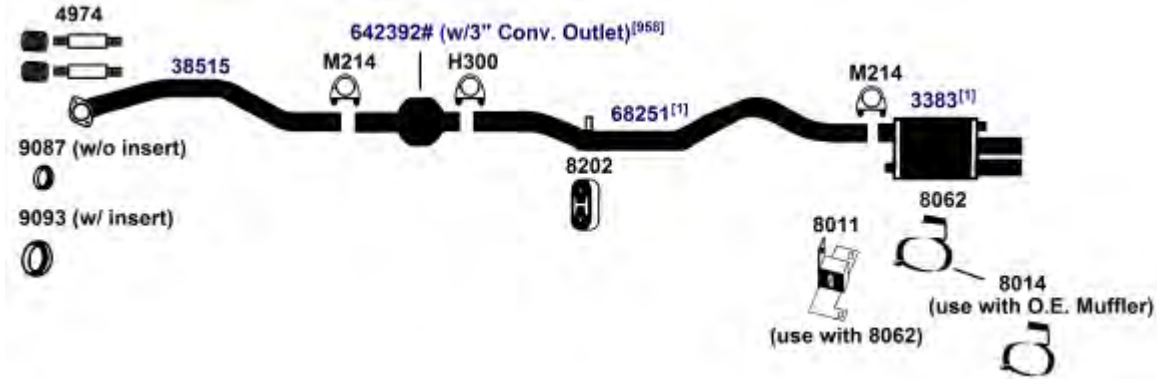
NA-Not Available. NR-Not Required. FL-Remove and Re-Use Old Flange. ● Golden Warehouse. O.E.-Original Equipment.
 # Airtube Kit [4948] may be required to complete installation. EFI-Electronic Fuel Injection.

[1] OE system was a welded assembly. It is recommended that all parts noted [1] should be replaced.
 [9] Brackets on heads of muffler are not used on 88-90 applications.

[900] Direct fit converter may require resizing, cutting or bushing.
 [958] Federal & California Emission vehicles. Not legal for sale for vehicles licensed in California.

1990 6 Cyl. Cavalier Z24, 189 Engine (3.1L); 1st Design (w/ 2 1/4" diameter front and extension pipes)

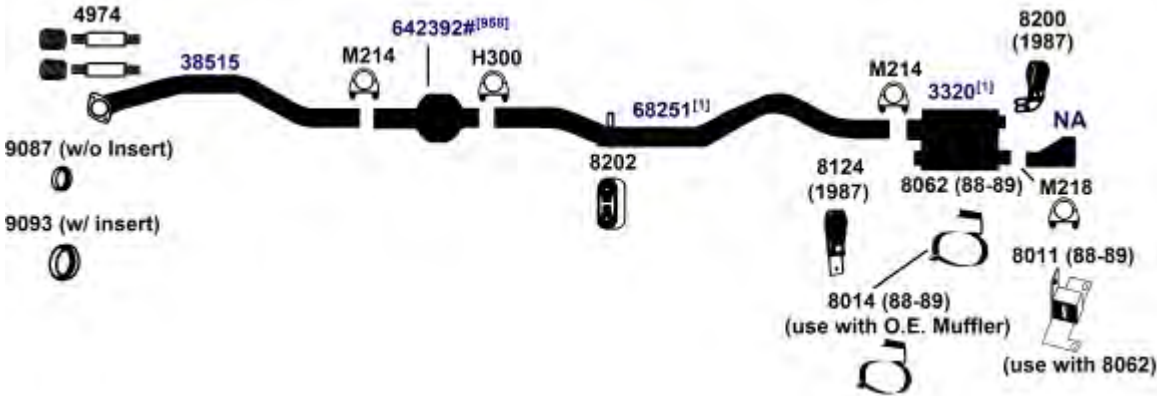
(1643)



UNIVERSAL FIT MSL/MAXIMUM Muffler... 709015

87-89 6 Cyl. Cavalier Z24, 173 Engine (2.8W)

(1642)



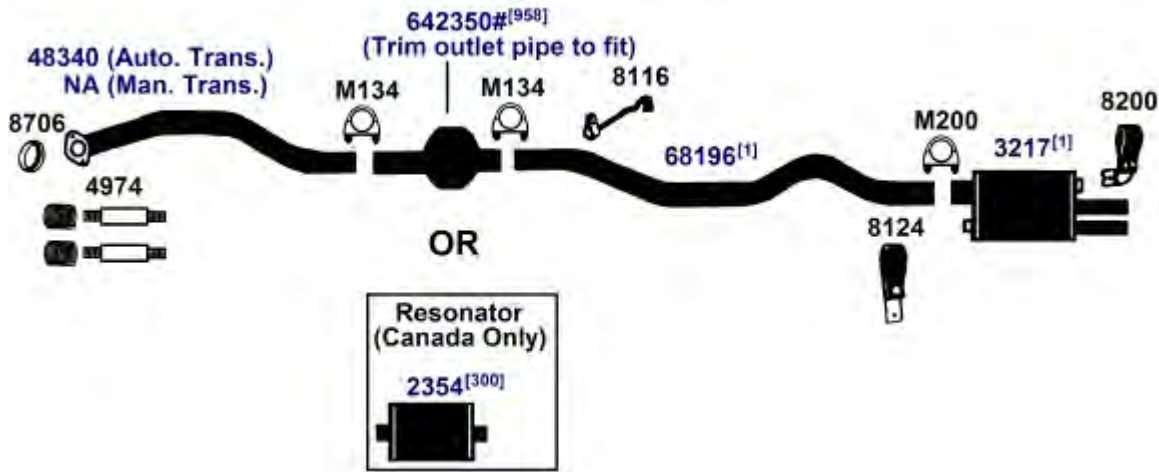
DIRECT FIT MSL/MAXIMUM Muffler... 700011, UNIVERSAL FIT MSL/MAXIMUM Muffler... 6543, 709012

NA-Not Available. NR-Not Required. FL-Remove and Re-Use Old Flange. ● Golden Warehouse. O.E.-Original Equipment.
Airtube Kit [4948] may be required to complete installation. EFI-Electronic Fuel Injection.

[1] OE system was a welded assembly. It is recommended that all parts noted [1] should be replaced. [958] Federal & California Emission vehicles. Not legal for sale for vehicles licensed in California.

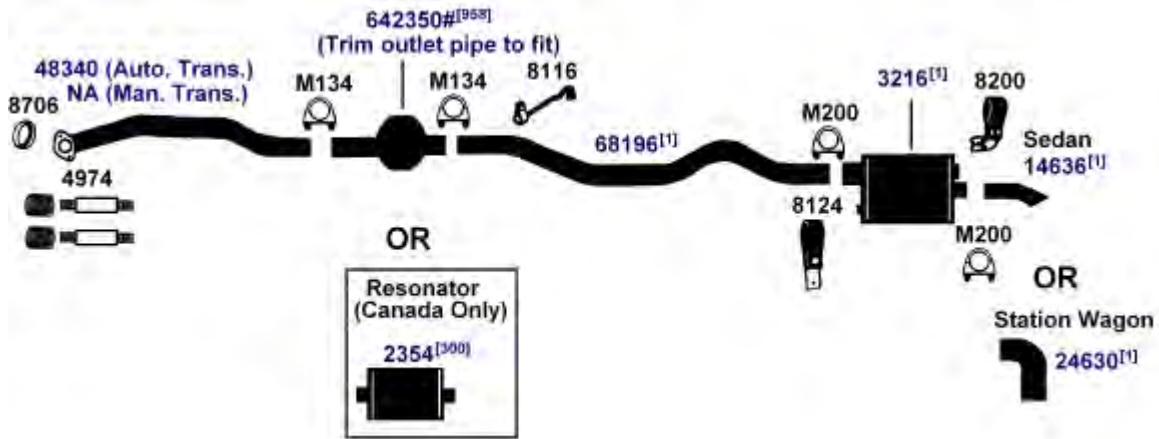
CHEVROLET CAVALIER

(1638) 85-86 4 Cyl. Cavalier, 2.0-P Engine; 2-Door and Hatchback (Vin Code P)



DIRECT FIT MSL/MAXIMUM Muffler... Rear Muffler- 6575, UNIVERSAL FIT MSL/MAXIMUM Muffler... Rear Muffler- 6561, 709015, Silentone DIY Muffler... Rear Muffler- 5545 two 14636 Spouts and 8062 Hanger

(1637) 85-86 4 Cyl. Cavalier, 2.0-P Engine, 4-Door Sedan, Station Wagon (Vin Code P)



DIRECT FIT MSL/MAXIMUM Muffler... Rear Muffler- 6560, 700060 with spout on muffler, Sedan only., UNIVERSAL FIT MSL/MAXIMUM Muffler... Rear Muffler- 6536, Silentone DIY Muffler... Rear Muffler- 5555

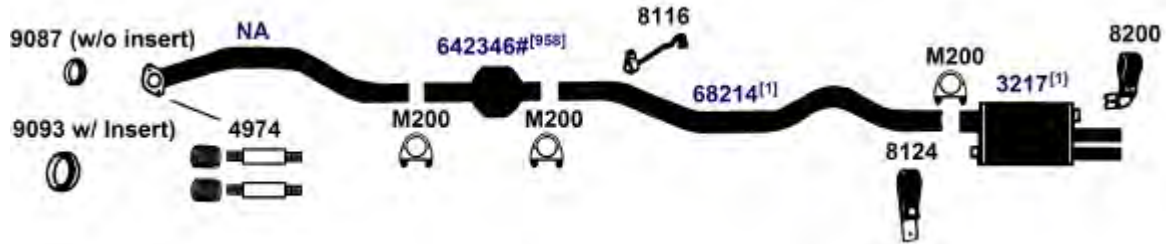
NA-Not Available. NR-Not Required. FL-Remove and Re-Use Old Flange. ● Golden Warehouse. O.E.-Original Equipment.
Airtube Kit [4948] may be required to complete installation. EFI-Electronic Fuel Injection.

[1] OE system was a welded assembly. It is recommended that all parts noted [1] should be replaced. [958] Federal & California Emission vehicles. Not legal for sale for vehicles licensed in California.

[300] For use when resonator originated from O.E. manufacturer.

CHEVROLET CAVALIER

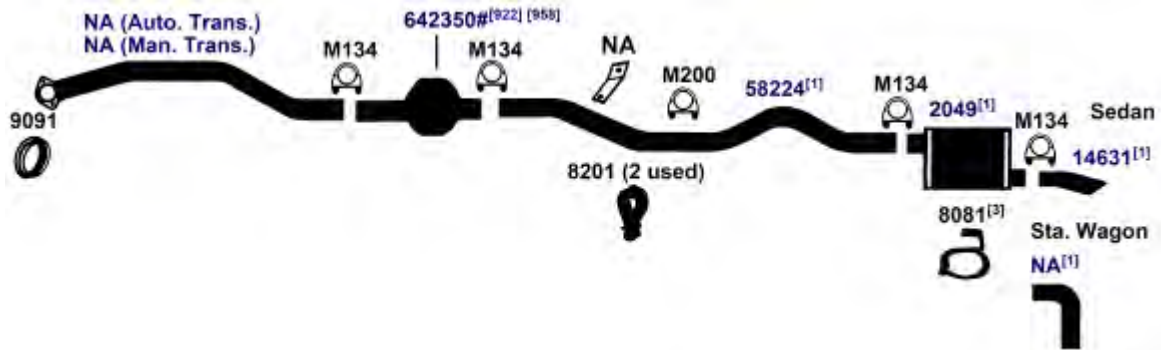
85-86 6 Cyl. Cavalier, Cavalier Z24; 2.8 Engine; 2-Door and Hatchback (Vin Code W) **(1639)**



DIRECT FIT MSL/MAXIMUM Muffler... 6575, UNIVERSAL FIT MSL/MAXIMUM Muffler... 6561, 709015, Silentone DIY Muffler... 5545 two 14636 Spouts and 8062 Hanger

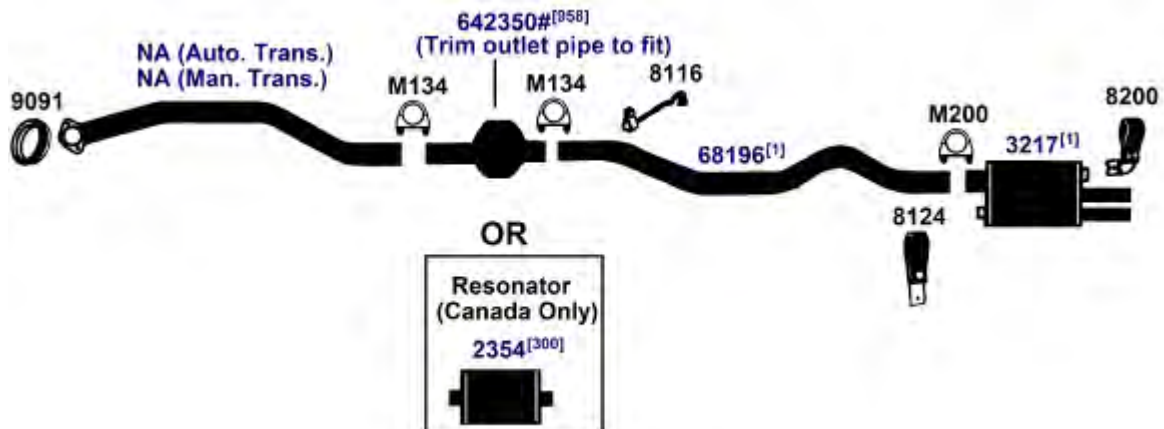
1984 4 Cyl. Cavalier, 2.0 Engine, 1st Design only, Sedan, Station Wagon, except Type 10 Models (VIN Code P) **(1634)**

1983 4 Cyl. Cavalier, 2.0 Engine, Sedan, Station Wagon (VIN Code P)



DIRECT FIT MSL/MAXIMUM Muffler... 700047, UNIVERSAL FIT MSL/MAXIMUM Muffler... 6544, 709011, Silentone DIY Muffler... 5535

1984 4 Cyl. Cavalier, 2.0-P Engine; 2-Door and Hatchback (Vin Code P), 2nd Design only (with brackets on muffler heads) **(1638E)**



DIRECT FIT MSL/MAXIMUM Muffler... Rear 6575, UNIVERSAL FIT MSL/MAXIMUM Muffler... Rear 6561, 709015, Silentone DIY Muffler... Rear 5545 two 14636 Spouts and 8062 Hanger

NA-Not Available. NR-Not Required. FL-Remove and Re-Use Old Flange. ● Golden Warehouse. O.E.-Original Equipment.
Airtube Kit [4948] may be required to complete installation. EFI-Electronic Fuel Injection.

[1] OE system was a welded assembly. It is recommended that all parts noted [1] should be replaced.

[3] Required for installation.

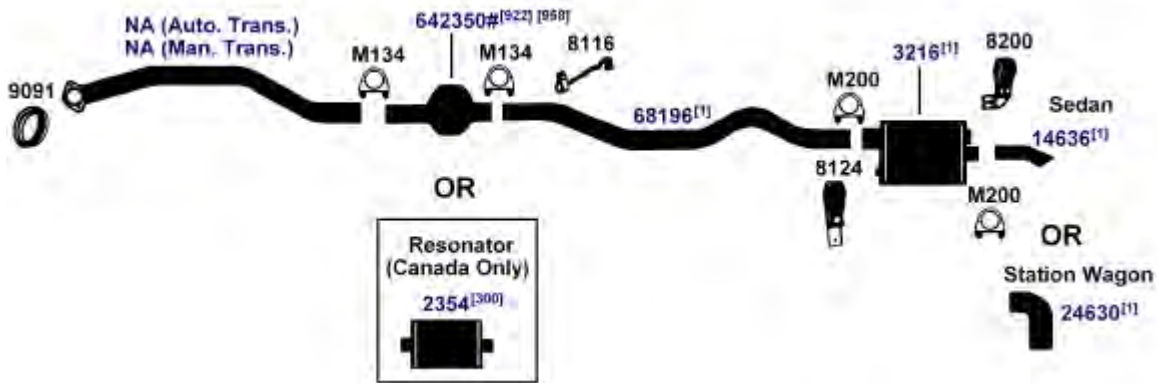
[300] For use when resonator originated from O.E. manufacturer.

[922] Trim Outlet pipe to fit length required

[958] Federal & California Emission vehicles. Not legal for sale for vehicles licensed in California.

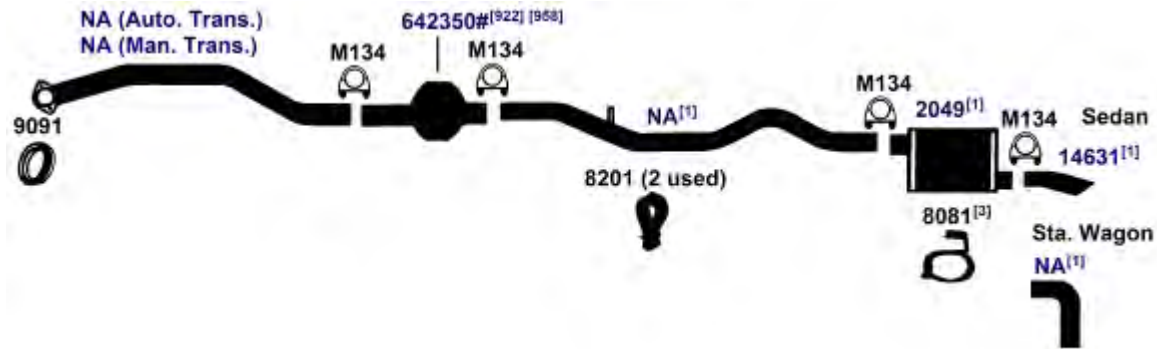
CHEVROLET CAVALIER

(1637E) 1984 4 Cyl. Cavalier, 2.0-P Engine, 4-Door Sedan, Station Wagon (Vin Code P), 2nd Design only (with brackets on muffler heads)



DIRECT FIT MSL/MAXIMUM Muffler... Rear 6560, 700060 with spout on muffler, Sedan only., UNIVERSAL FIT MSL/MAXIMUM Muffler... Rear 6536, Silentone DIY Muffler... Rear 5555

(1632) 1982 4 Cyl. Cavalier, 1.8G Engine, Sedan, Station Wagon



DIRECT FIT MSL/MAXIMUM Muffler... 700047, UNIVERSAL FIT MSL/MAXIMUM Muffler... 6544, 709011, Silentone DIY Muffler... 5535

NA-Not Available. NR-Not Required. FL-Remove and Re-Use Old Flange. ● Golden Warehouse. O.E.-Original Equipment.
Airtube Kit [4948] may be required to complete installation. EFI-Electronic Fuel Injection.

[1] OE system was a welded assembly. It is recommended that all parts noted [1] should be replaced.

[3] Required for installation.

[218] From O.E. resonator inlet weld, measure along pipe 3-3/4" to cut-off.

[300] For use when resonator originated from O.E. manufacturer.

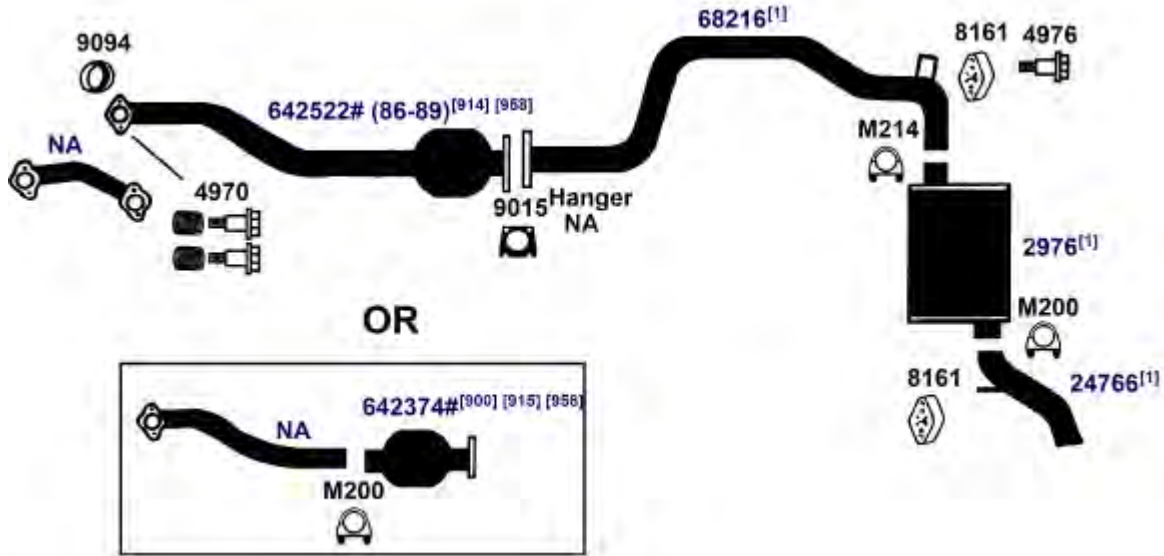
[922] Trim Outlet pipe to fit length required

[958] Federal & California Emission vehicles. Not legal for sale for vehicles licensed in California.

CHEVROLET CELEBRITY

1990 6 Cyl. Celebrity Sta. Wagon, 189 Engine (3.1L)
 86-89 6 Cyl. Celebrity Sta. Wagon; 173 Engine (2.8W)

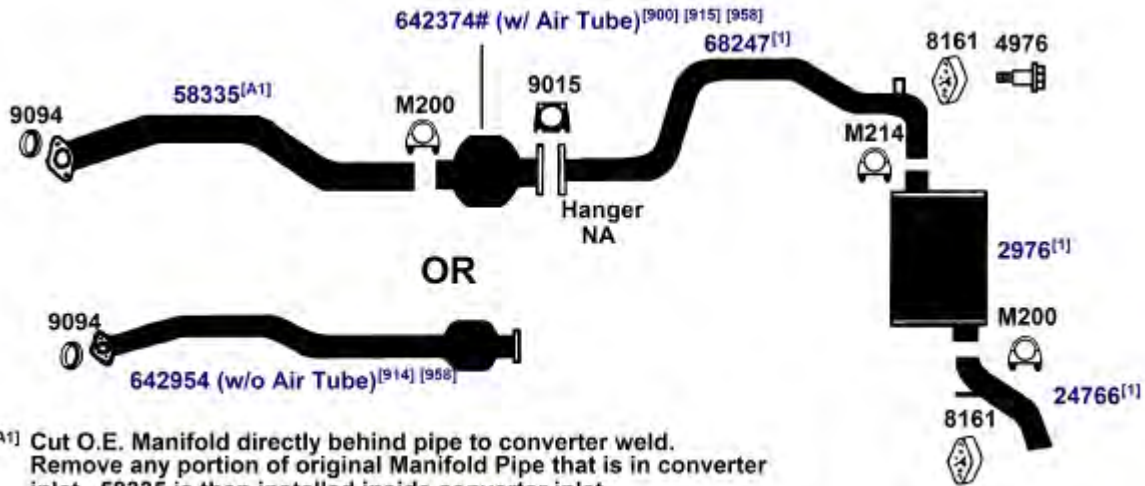
(1699)



DIRECT FIT MSL/MAXIMUM Muffler... 6543, UNIVERSAL FIT MSL/MAXIMUM Muffler... 709012, Silentone DIY Muffler... 5528

88-90 4 Cyl. Celebrity Sta. Wagon, 151 Engine (2.5L)

(1704)



[A1] Cut O.E. Manifold directly behind pipe to converter weld. Remove any portion of original Manifold Pipe that is in converter inlet. 58335 is then installed inside converter inlet.

DIRECT FIT MSL/MAXIMUM Muffler... 6543, UNIVERSAL FIT MSL/MAXIMUM Muffler... 709012, Silentone DIY Muffler... 5528

NA-Not Available. NR-Not Required. FL-Remove and Re-Use Old Flange. ● Golden Warehouse. O.E.-Original Equipment.
 # Airtube Kit [4948] may be required to complete installation. EFI-Electronic Fuel Injection.

[1] OE system was a welded assembly. It is recommended that all parts noted [1] should be replaced.

[900] Direct fit converter may require resizing, cutting or bushing.

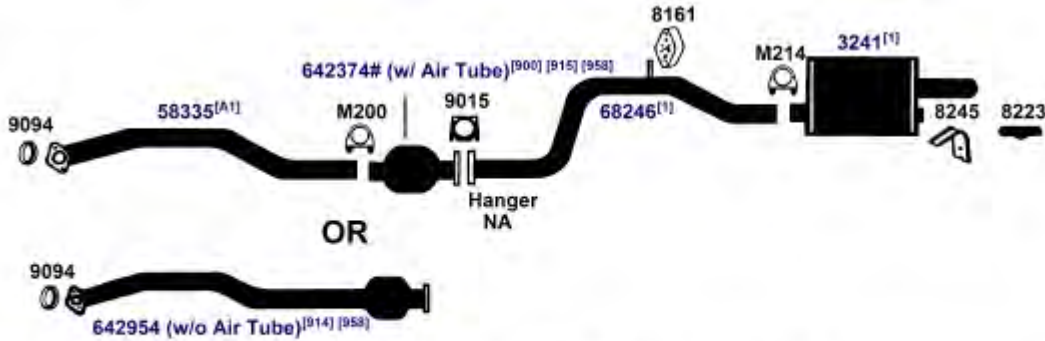
[914] Direct fit converter includes front (Exhaust) pipe, (1) piece assembly.

[915] Does not include complete front pipe.

[958] Federal & California Emission vehicles. Not legal for sale for vehicles licensed in California.

CHEVROLET CELEBRITY

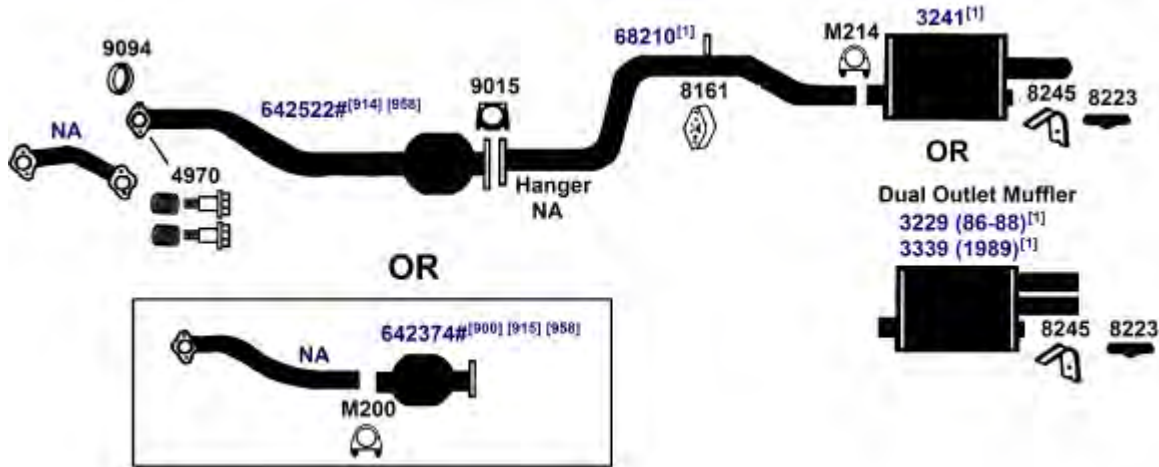
(1705) 88-89 4 Cyl. Celebrity, 151 Engine (2.5L); except Sta. Wagon



^[A1] Cut O.E. Manifold Pipe directly behind pipe to converter weld. Remove any portion of original Manifold Pipe that is in converter inlet. 58335 is then installed inside converter inlet.

DIRECT FIT MSL/MAXIMUM Muffler... 6591, UNIVERSAL FIT MSL/MAXIMUM Muffler... 6562, 709014, Silentone DIY Muffler... 5556 and 14636 Spout and 8506 Bracket, 8245 hanger

(1698) 86-89 6 Cyl. Celebrity, Eurosport; 173 Engine (2.8W); except Sta. Wagon



DIRECT FIT MSL/MAXIMUM Muffler... Single Outlet- 6591, Dual Outlet (86-88)- 700091, UNIVERSAL FIT MSL/MAXIMUM Muffler... Single Outlet- 6562, 709014, Dual Outlet (86-88)- 6570, 709015, Dual Outlet (1989)- 6570, 709015, Silentone DIY Muffler... Single Outlet- 5556 and 14636 Spout and 8506 Bracket, 8245 hanger

NA-Not Available. NR-Not Required. FL-Remove and Re-Use Old Flange. ● Golden Warehouse. O.E.-Original Equipment.
Airtube Kit [4948] may be required to complete installation. EFI-Electronic Fuel Injection.

[1] OE system was a welded assembly. It is recommended that all parts noted [1] should be replaced.

[900] Direct fit converter may require resizing, cutting or bushing.

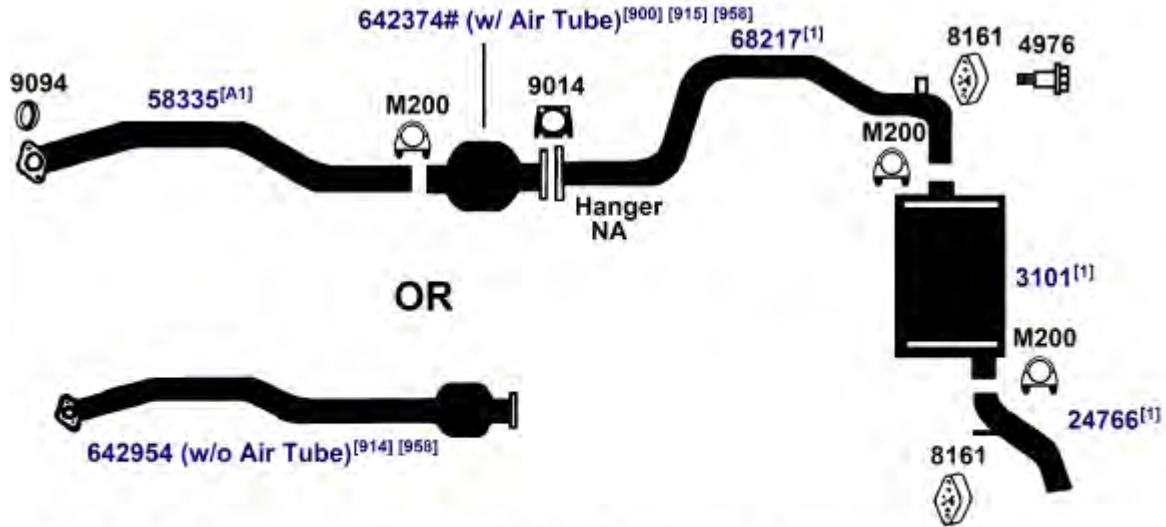
[914] Direct fit converter includes front (Exhaust) pipe, (1) piece assembly.

[915] Does not include complete front pipe.

[958] Federal & California Emission vehicles. Not legal for sale for vehicles licensed in California.

1987 4 Cyl. Celebrity Sta. Wagon, 151 Engine (2.5L)

(1702)

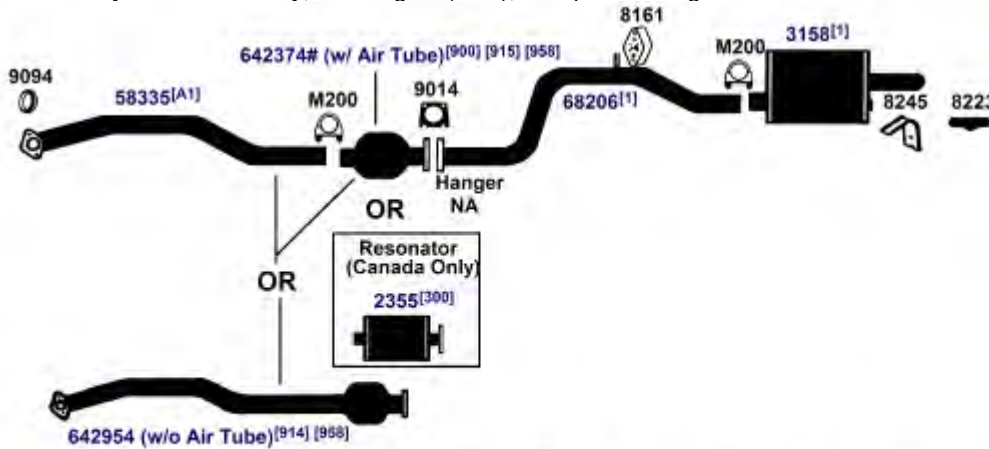


[A1] Cut O.E. Manifold Pipe directly behind pipe to converter weld. Remove any portion of original Manifold Pipe that is in converter inlet. 58335 is then installed inside O.E.M. converter inlet. Use with O.E.M. converter only.

DIRECT FIT MSL/MAXIMUM Muffler... 6538, UNIVERSAL FIT MSL/MAXIMUM Muffler... 709011, Silentone DIY Muffler... 5528

86-87 4 Cyl. Celebrity, 151 Engine (2.5L); except Sta. Wagon

(1697)



[A1] Cut O.E. Manifold Pipe directly behind pipe to converter weld. Remove any portion of original Manifold Pipe that is in converter inlet. 58335 is then installed inside O.E.M. converter inlet. Use with O.E.M. converter only.

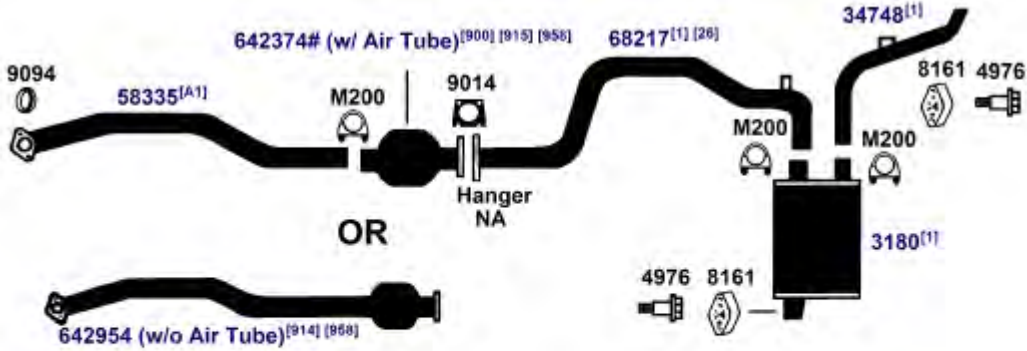
DIRECT FIT MSL/MAXIMUM Muffler... Rear 6573, UNIVERSAL FIT MSL/MAXIMUM Muffler... Rear 6544, 6562, 709014, Silentone DIY Muffler... Rear 5535

NA-Not Available. NR-Not Required. FL-Remove and Re-Use Old Flange. ● Golden Warehouse. O.E.-Original Equipment.
Airtube Kit [4948] may be required to complete installation. EFI-Electronic Fuel Injection.

- [1] OE system was a welded assembly. It is recommended that all parts noted [1] should be replaced.
- [300] For use when resonator originated from O.E. manufacturer.
- [900] Direct fit converter may require resizing, cutting or bushing.
- [914] Direct fit converter includes front (Exhaust) pipe, (1) piece assembly.
- [915] Does not include complete front pipe.
- [958] Federal & California Emission vehicles. Not legal for sale for vehicles licensed in California.

CHEVROLET CELEBRITY

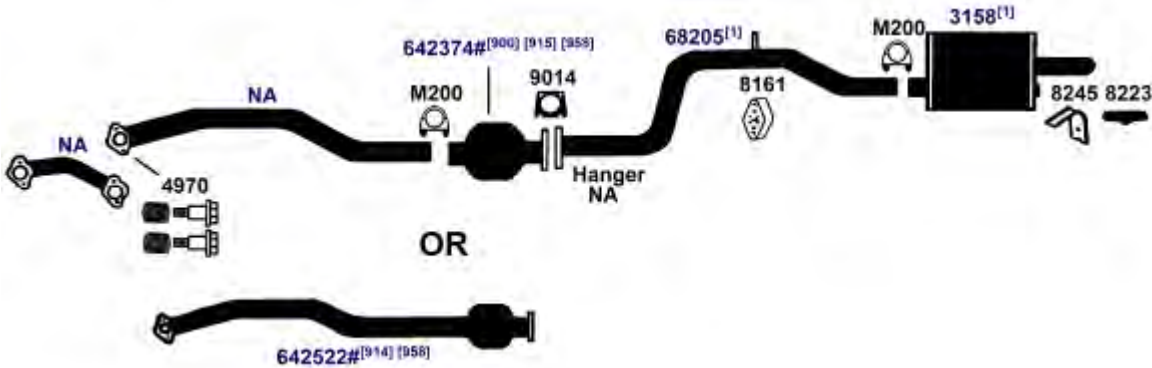
(1696) 1986 4 Cyl. Celebrity Sta. Wagon, 151 Engine (2.5L)



[A1] Cut O.E. Manifold Pipe directly behind pipe to converter weld. Remove any portion of original Manifold Pipe that is in converter inlet. 58335 is then installed inside O.E.M. converter inlet. Use with O.E.M. converter only.

DIRECT FIT MSL/MAXIMUM Muffler... 6564

(1695) 1986 6 Cyl. Celebrity, 173 Engine (2.8X); except Sta. Wagon



DIRECT FIT MSL/MAXIMUM Muffler... 6573, UNIVERSAL FIT MSL/MAXIMUM Muffler... 6544, 6562, 709014, Silentone DIY Muffler... 5535

NA-Not Available. NR-Not Required. FL-Remove and Re-Use Old Flange. ● Golden Warehouse. O.E.-Original Equipment.
Airtube Kit [4948] may be required to complete installation. EFI-Electronic Fuel Injection.

[1] OE system was a welded assembly. It is recommended that all parts noted [1] should be replaced.

[26] Bracket on pipe is not required on all applications.

[900] Direct fit converter may require resizing, cutting or bushing.

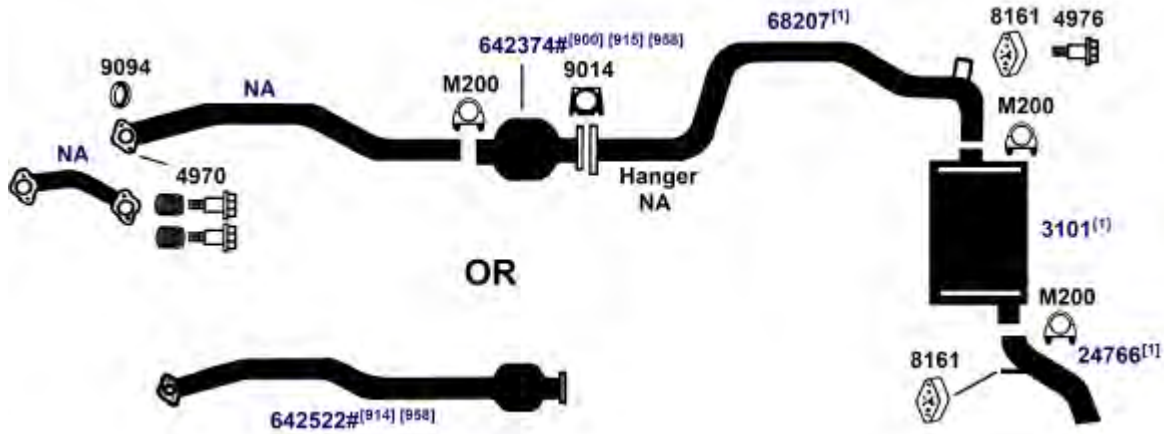
[914] Direct fit converter includes front (Exhaust) pipe, (1) piece assembly.

[915] Does not include complete front pipe.

[958] Federal & California Emission vehicles. Not legal for sale for vehicles licensed in California.

1986 6 Cyl. Celebrity Sta. Wagon; 173 Engine (2.8X)

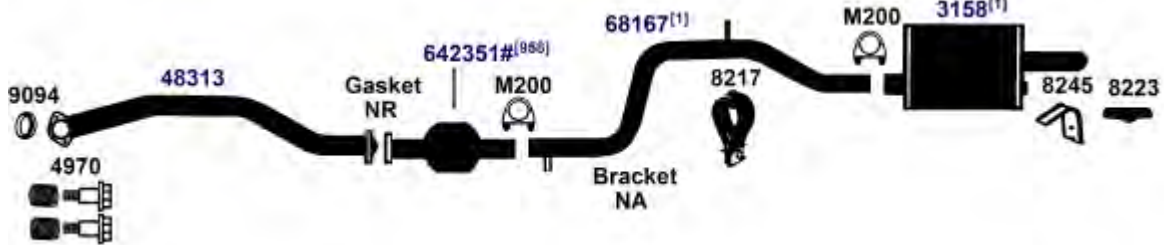
(1694)



DIRECT FIT MSL/MAXIMUM Muffler... 6538, UNIVERSAL FIT MSL/MAXIMUM Muffler... 709011, Silentone DIY Muffler... 5528

1985 4 Cyl. Celebrity, 151 Engine (2.5L); except Sta. Wagon

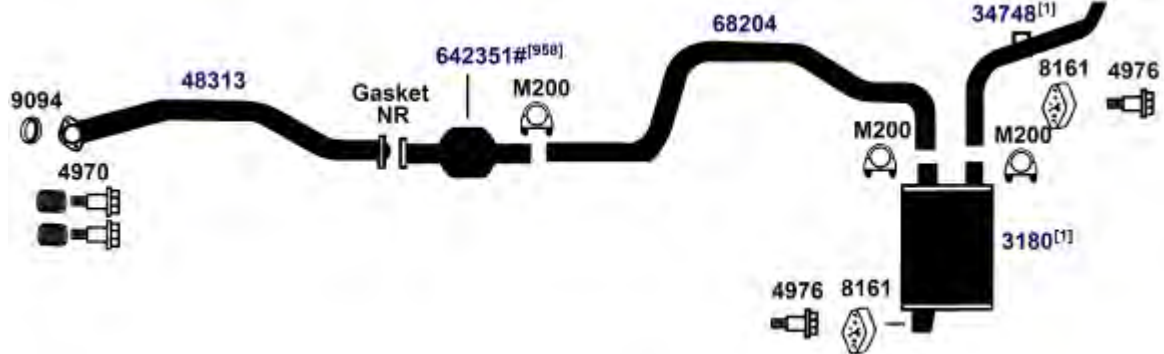
(1686)



DIRECT FIT MSL/MAXIMUM Muffler... 6573, UNIVERSAL FIT MSL/MAXIMUM Muffler... 6544, 6562, 709014, Silentone DIY Muffler... 5535

1985 4 Cyl. Celebrity Sta. Wagon, 151 Engine (2.5L)

(1689)



DIRECT FIT MSL/MAXIMUM Muffler... 6564

NA-Not Available. NR-Not Required. FL-Remove and Re-Use Old Flange. ● Golden Warehouse. O.E.-Original Equipment.
Airtube Kit [4948] may be required to complete installation. EFI-Electronic Fuel Injection.

[1] OE system was a welded assembly. It is recommended that all parts noted [1] should be replaced.

[900] Direct fit converter may require resizing, cutting or bushing.

[914] Direct fit converter includes front (Exhaust) pipe, (1) piece assembly.

[915] Does not include complete front pipe.

[958] Federal & California Emission vehicles. Not legal for sale for vehicles licensed in California.

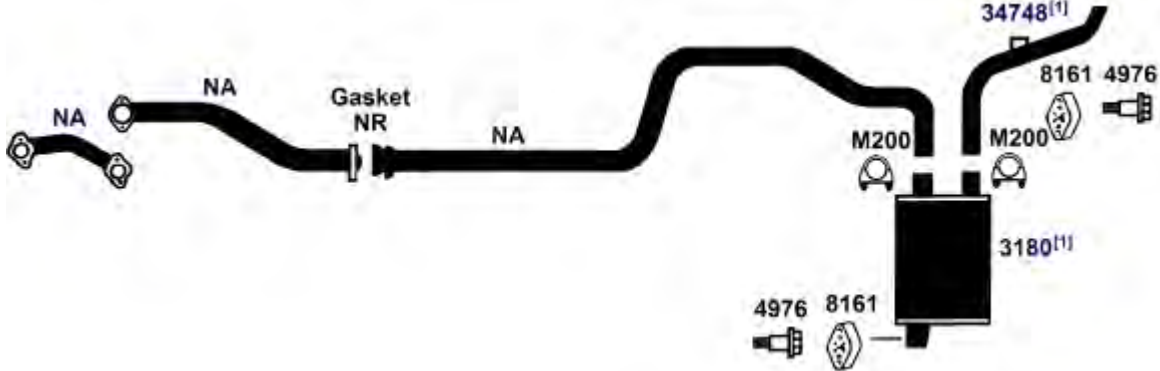
CHEVROLET CELEBRITY

(1706) 1985 6 Cyl. Celebrity, 260 Diesel Engine (4.3L); except Sta. Wagon



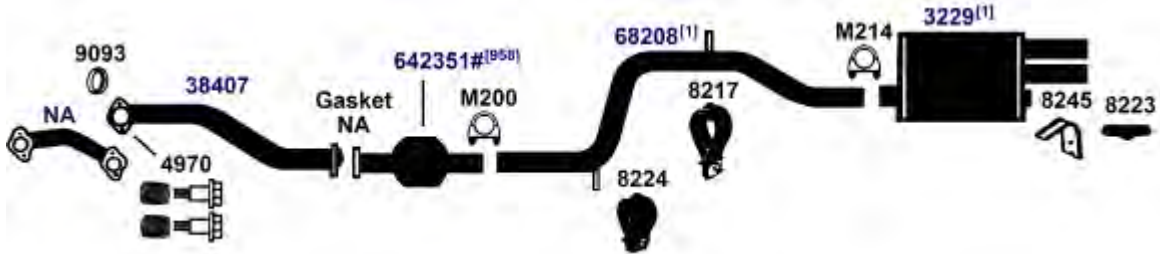
DIRECT FIT MSL/MAXIMUM Muffler... 6573, UNIVERSAL FIT MSL/MAXIMUM Muffler... 6544, 6562, 709014, Silentone DIY Muffler... 5535

(1687) 1985 6 Cyl. Celebrity Sta. Wagon, 260 Diesel Engine (4.3L)



DIRECT FIT MSL/MAXIMUM Muffler... 6564

(1692) 1985 6 Cyl. Celebrity, Eurosport; 173 Engine (2.8W, 2.8Z); except Sta. Wagon



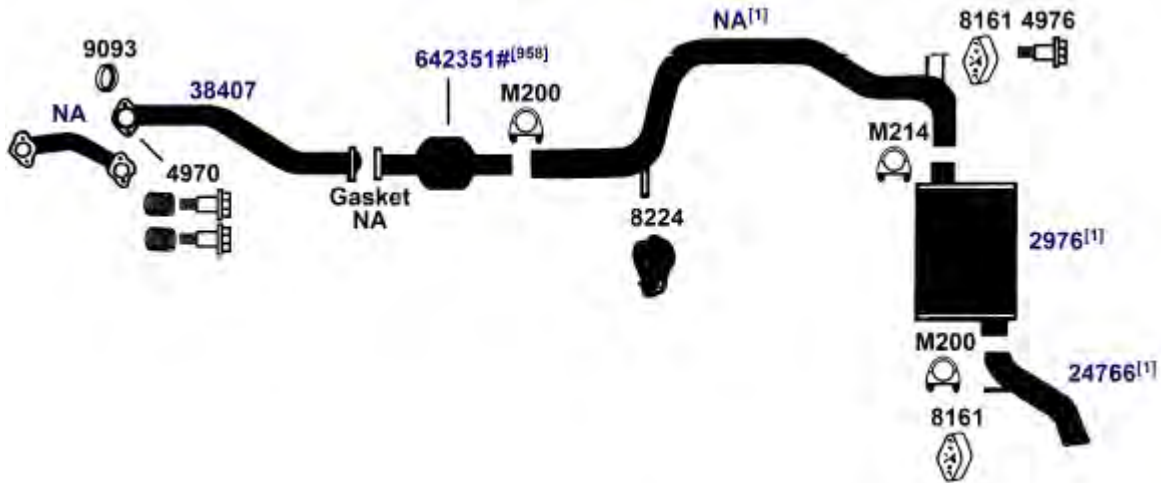
DIRECT FIT MSL/MAXIMUM Muffler... 700091, UNIVERSAL FIT MSL/MAXIMUM Muffler... 6570, 709015

NA-Not Available. NR-Not Required. FL-Remove and Re-Use Old Flange. ● Golden Warehouse. O.E.-Original Equipment.
Airtube Kit [4948] may be required to complete installation. EFI-Electronic Fuel Injection.

[1] OE system was a welded assembly. It is recommended that all parts noted [1] should be replaced. [958] Federal & California Emission vehicles. Not legal for sale for vehicles licensed in California.

1985 6 Cyl. Celebrity Sta. Wagon, 173 Engine (2.8W, Z)

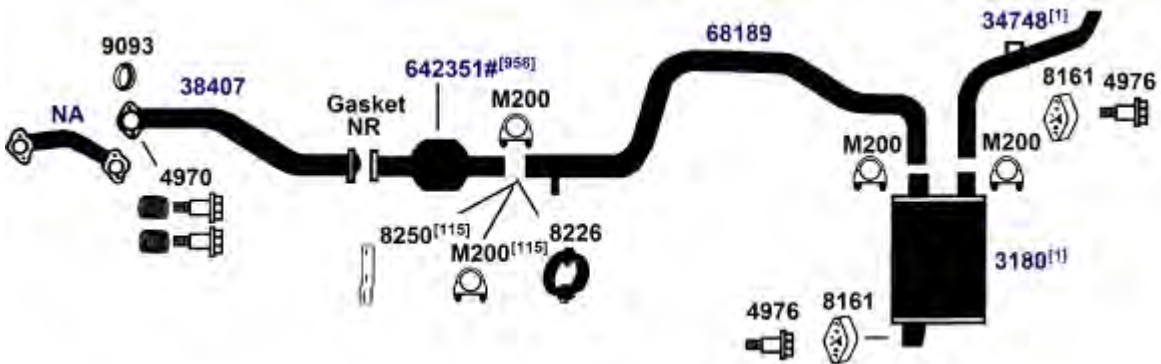
(1703)



DIRECT FIT MSL/MAXIMUM Muffler... 6543, UNIVERSAL FIT MSL/MAXIMUM Muffler... 709012, Silentone DIY Muffler... 5528

1985 6 Cyl. Celebrity Sta. Wagon, 173 Engine (2.8X).

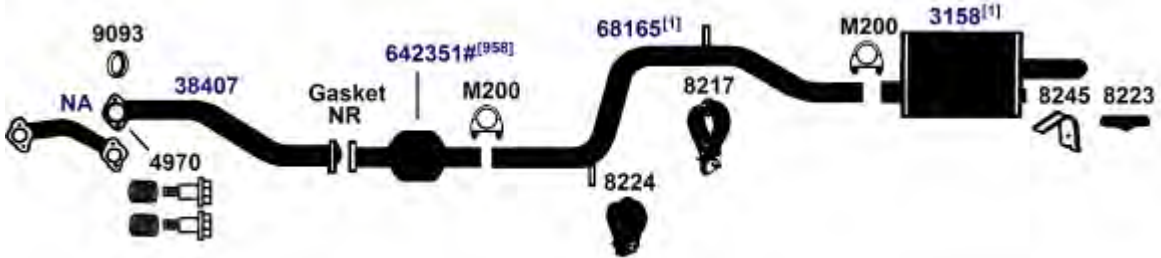
(1707)



DIRECT FIT MSL/MAXIMUM Muffler... 6564

1985 6 Cyl. Celebrity, 173 Engine (2.8X); except Sta. Wagon

(1685)



DIRECT FIT MSL/MAXIMUM Muffler... 6573, UNIVERSAL FIT MSL/MAXIMUM Muffler... 6544, 6562, 709014, Silentone DIY Muffler... 5535

NA-Not Available. NR-Not Required. FL-Remove and Re-Use Old Flange. ● Golden Warehouse. O.E.-Original Equipment.
Airtube Kit [4948] may be required to complete installation. EFI-Electronic Fuel Injection.

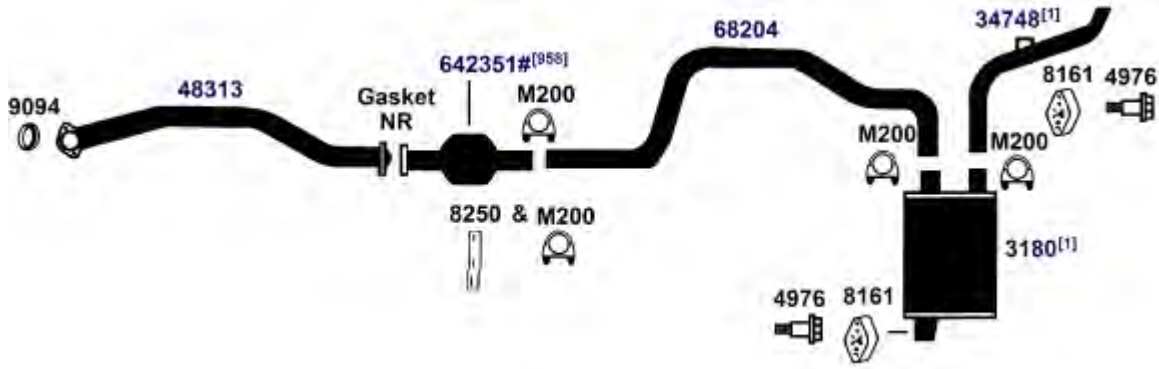
[1] OE system was a welded assembly. It is recommended that all parts noted [1] should be replaced.

[958] Federal & California Emission vehicles. Not legal for sale for vehicles licensed in California.

[115] Not required for installation if bracket is welded on exhaust pipe.

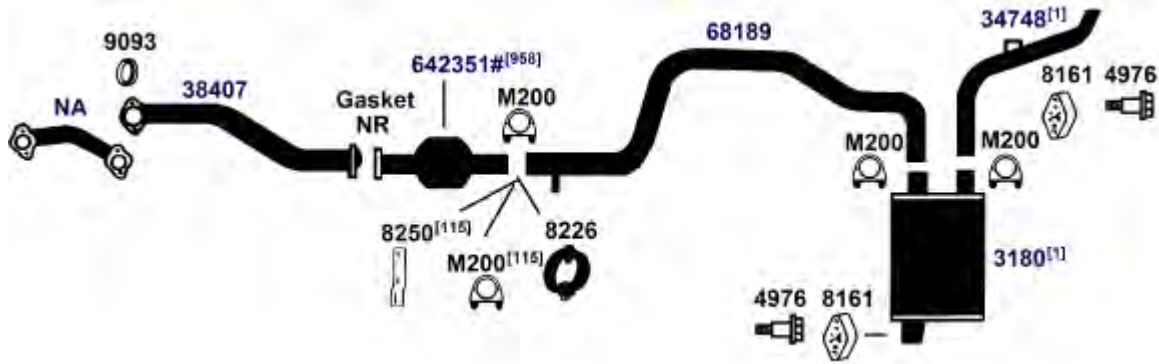
CHEVROLET CELEBRITY

(1689E) 1984 4 Cyl. Celebrity Sta. Wagon, 151 Engine (2.5L)



DIRECT FIT MSL/MAXIMUM Muffler... 6564

(1707E) 1984 6 Cyl. Celebrity Station Wagon, 2.8X, 173 Engine; 2nd Design [111]



DIRECT FIT MSL/MAXIMUM Muffler... 6564

NA-Not Available. NR-Not Required. FL-Remove and Re-Use Old Flange. ● Golden Warehouse. O.E.-Original Equipment.
Airtube Kit [4948] may be required to complete installation. EFI-Electronic Fuel Injection.

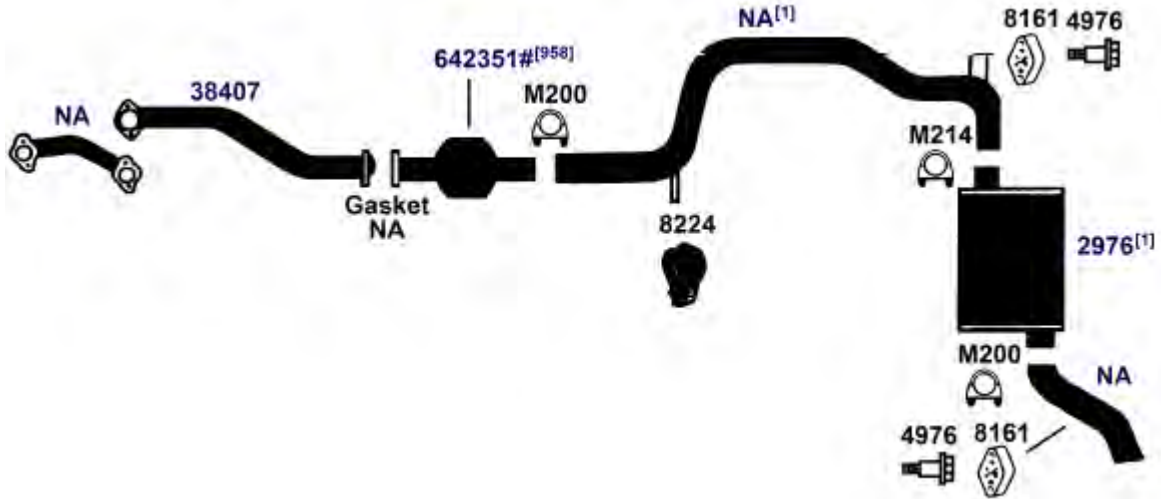
[1] OE system was a welded assembly. It is recommended that all parts noted [1] should be replaced. [958] Federal & California Emission vehicles. Not legal for sale for vehicles licensed in California.

[115] Not required for installation if bracket is welded on exhaust pipe.

CHEVROLET CELEBRITY

1984 6 Cyl. Celebrity Sta. Wagon, 173 Engine (2.8W, Z)

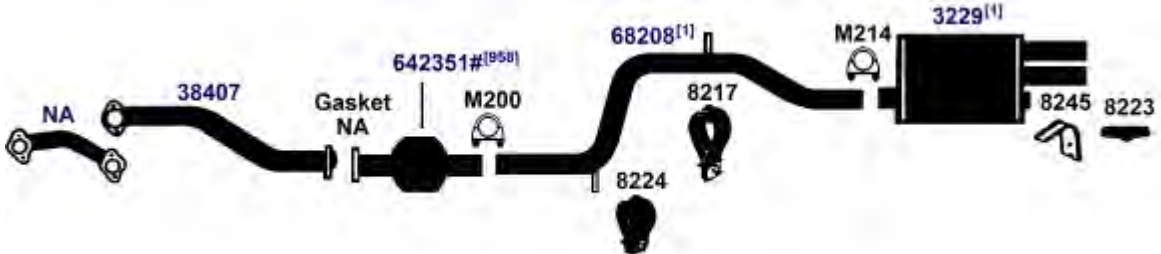
(1703E)



DIRECT FIT MSL/MAXIMUM Muffler... 6543, UNIVERSAL FIT MSL/MAXIMUM Muffler... 709012, Silentone DIY Muffler... 5528

1984 6 Cyl. Celebrity, Eurosport; 173 Engine (2.8W, 2.8Z); except Sta. Wagon

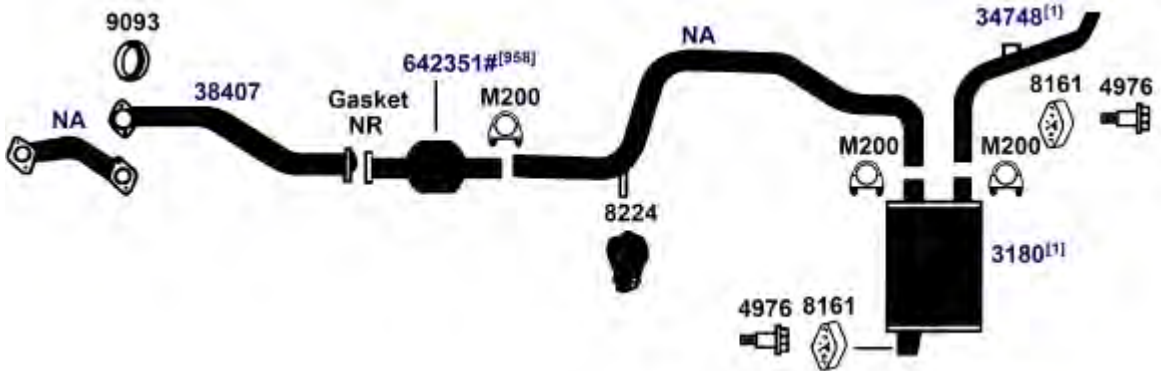
(1692E)



DIRECT FIT MSL/MAXIMUM Muffler... 700091, UNIVERSAL FIT MSL/MAXIMUM Muffler... 6570, 709015

1984 6 Cyl. Celebrity Station Wagon, 2.8X, 173 Engine; 1st Design [111]

(1688)



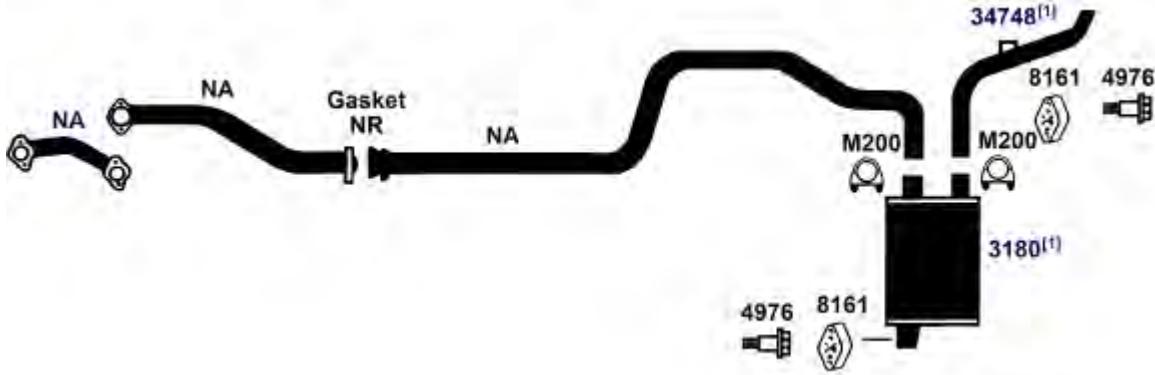
DIRECT FIT MSL/MAXIMUM Muffler... 6564

NA-Not Available. NR-Not Required. FL-Remove and Re-Use Old Flange. ● Golden Warehouse. O.E.-Original Equipment.
 # Airtube Kit [4948] may be required to complete installation. EFI-Electronic Fuel Injection.

[1] OE system was a welded assembly. It is recommended that all parts noted [1] should be replaced. [958] Federal & California Emission vehicles. Not legal for sale for vehicles licensed in California.

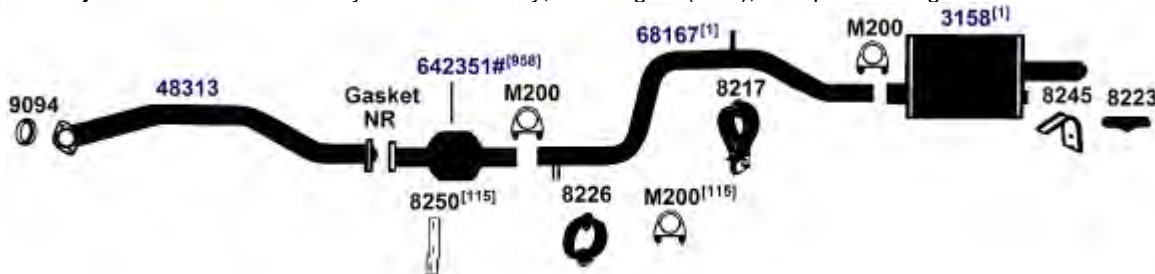
CHEVROLET CELEBRITY

(1687E) 1984 6 Cyl. Celebrity Sta. Wagon, 260 Diesel Engine (4.3L)



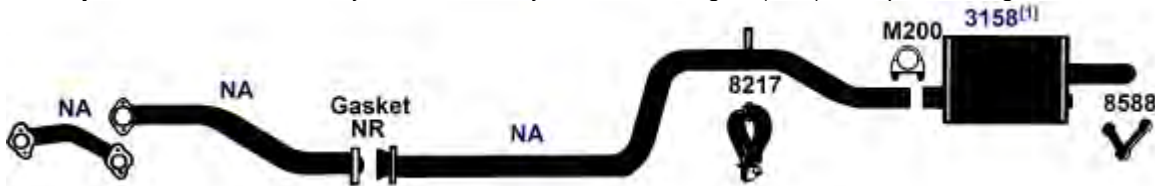
DIRECT FIT MSL/MAXIMUM Muffler... 6564

(1686E) 82-84 4 Cyl. Celebrity, 151 Engine (2.5L); except Sta. Wagon



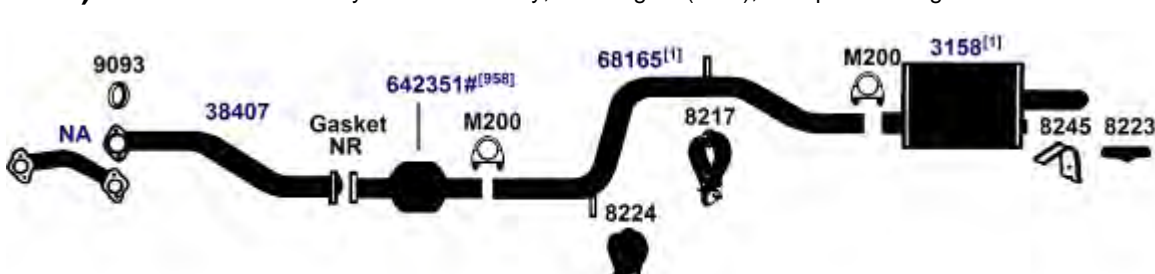
DIRECT FIT MSL/MAXIMUM Muffler... 6573, UNIVERSAL FIT MSL/MAXIMUM Muffler... 6544, 6562, 709014, Silentone DIY Muffler... 5535

(1706E) 82-84 6 Cyl. Celebrity, 260 Diesel Engine (4.3L); except Sta. Wagon



DIRECT FIT MSL/MAXIMUM Muffler... 6573, UNIVERSAL FIT MSL/MAXIMUM Muffler... 6544, 6562, 709014, Silentone DIY Muffler... 5535

(1685E) 82-84 6 Cyl. Celebrity, 173 Engine (2.8X); except Sta. Wagon



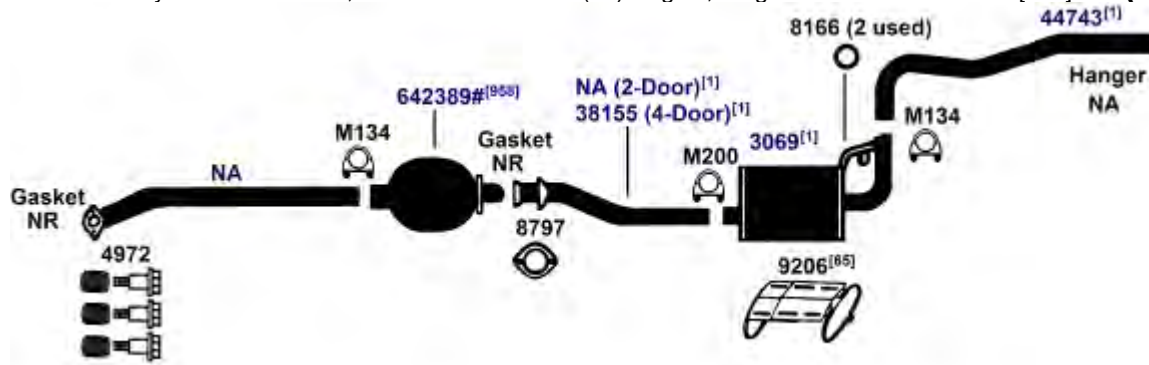
DIRECT FIT MSL/MAXIMUM Muffler... 6573, UNIVERSAL FIT MSL/MAXIMUM Muffler... 6544, 6562, 709014, Silentone DIY Muffler... 5535

NA-Not Available. NR-Not Required. FL-Remove and Re-Use Old Flange. ● Golden Warehouse. O.E.-Original Equipment.
Airtube Kit [4948] may be required to complete installation. EFI-Electronic Fuel Injection.

[1] OE system was a welded assembly. It is recommended that all parts noted [1] should be replaced. [958] Federal & California Emission vehicles. Not legal for sale for vehicles licensed in California.

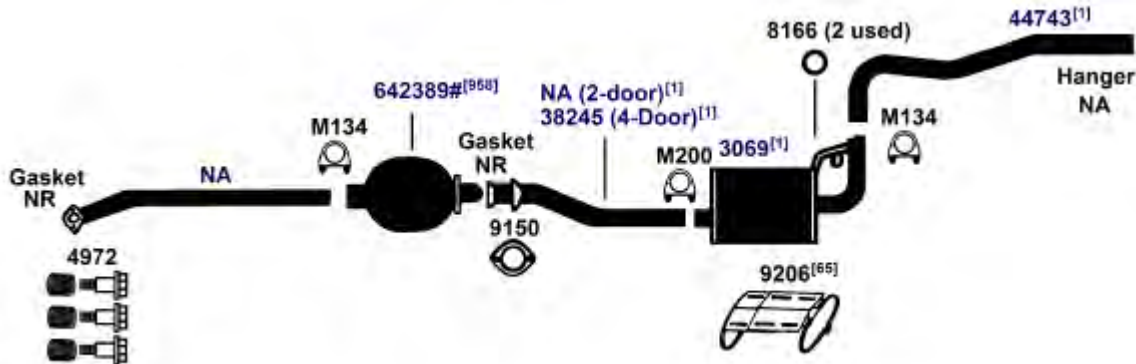
[115] Not required for installation if bracket is welded on exhaust pipe.

85-87 4 Cyl. Chevette, All Models with 1.6L (98) Engine, Single Bed Bead Converter [233] **(1889)**



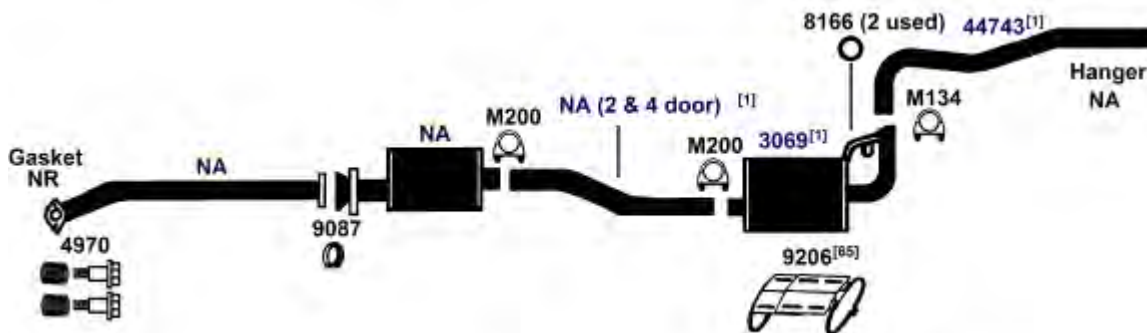
DIRECT FIT MSL/MAXIMUM Muffler... 6551

85-87 4 Cyl. Chevette, All Models with 1.6L (98) Engine, Dual Bed Monolithic Converter [233] **(1890)**



DIRECT FIT MSL/MAXIMUM Muffler... 6551

85-86 4 Cyl. Chevette, All Models with 1.8L (110) Diesel Engine **(1891)**



DIRECT FIT MSL/MAXIMUM Muffler... Rear Muffler- 6551, UNIVERSAL FIT MSL/MAXIMUM Muffler... Front Muffler- 709010, 709005

NA-Not Available. NR-Not Required. FL-Remove and Re-Use Old Flange. ● Golden Warehouse. O.E.-Original Equipment.
Airtube Kit [4948] may be required to complete installation. EFI-Electronic Fuel Injection.

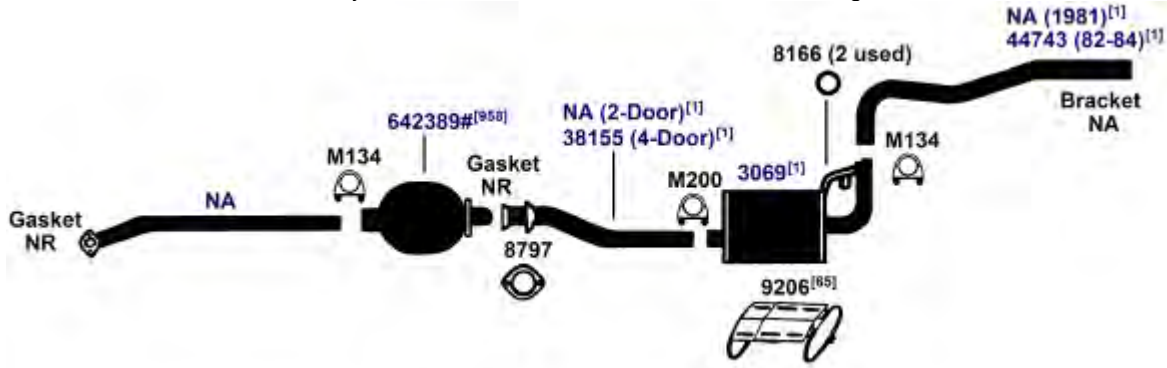
[1] OE system was a welded assembly. It is recommended that all parts noted [1] should be replaced.

[65] Heat Shield 9206 is required for installation.

[233] See General Information section of catalog for explanation
[958] Federal & California Emission vehicles. Not legal for sale for vehicles licensed in California.

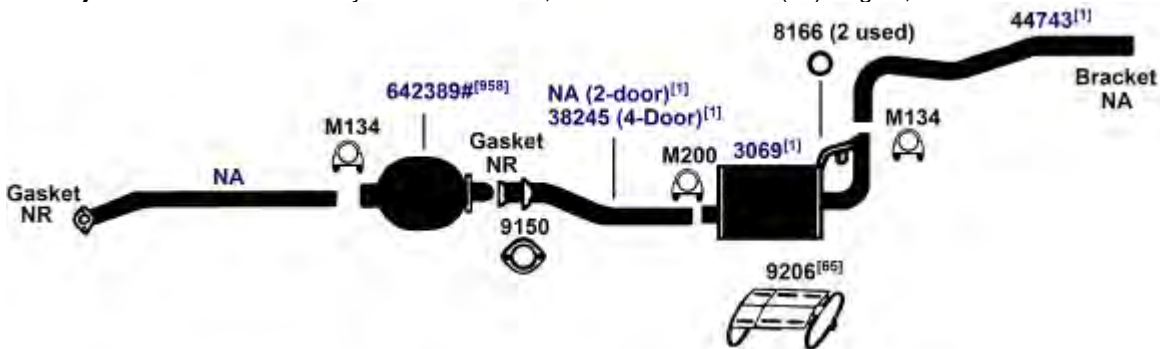
CHEVROLET CHEVETTE

(1889E) 82-84 4 Cyl. Chevette, All Models with 1.6L (98) Engine, Single Bed Bead Converter[233]
 1981 4 Cyl. Chevette, All Models with 1.6L, 98 Engine



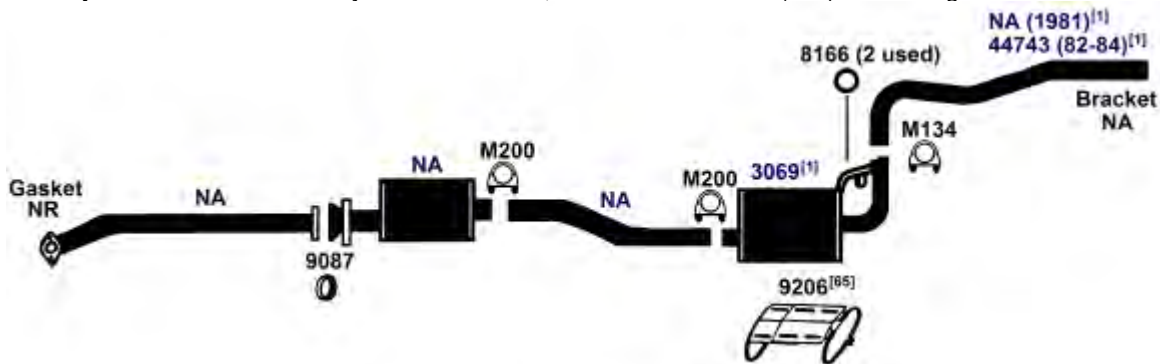
DIRECT FIT MSL/MAXIMUM Muffler... 6551

(1890E) 82-84 4 Cyl. Chevette, All Models with 1.6L (98) Engine, Dual Bed Monolithic Converter[233]



DIRECT FIT MSL/MAXIMUM Muffler... 6551

(1891E) 81-84 4 Cyl. Chevette, All Models with 1.8L (110) Diesel Engine



DIRECT FIT MSL/MAXIMUM Muffler... Rear Muffler- 6551, UNIVERSAL FIT MSL/MAXIMUM Muffler... Front Muffler- 709005, 709010

NA-Not Available. NR-Not Required. FL-Remove and Re-Use Old Flange. ● Golden Warehouse. O.E.-Original Equipment.
 # Airtube Kit [4948] may be required to complete installation. EFI-Electronic Fuel Injection.

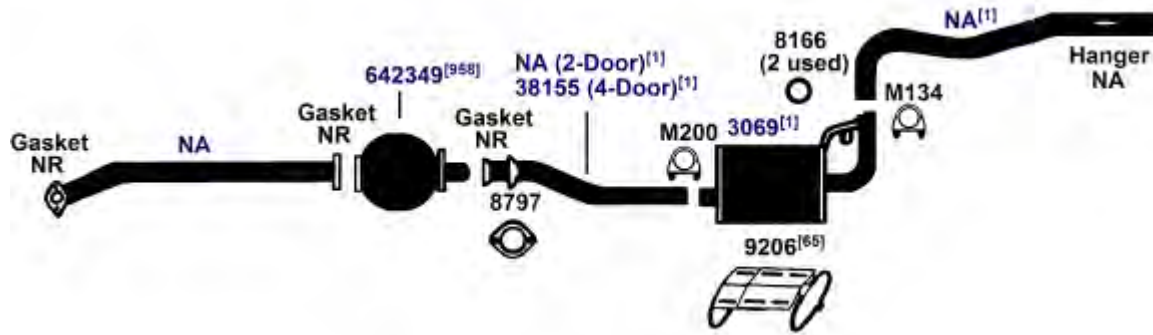
[1] OE system was a welded assembly. It is recommended that all parts noted [1] should be replaced.

[65] Heat Shield 9206 is required for installation.

[233] See General Information section of catalog for explanation
 [958] Federal & California Emission vehicles. Not legal for sale for vehicles licensed in California.

CHEVROLET CHEVETTE

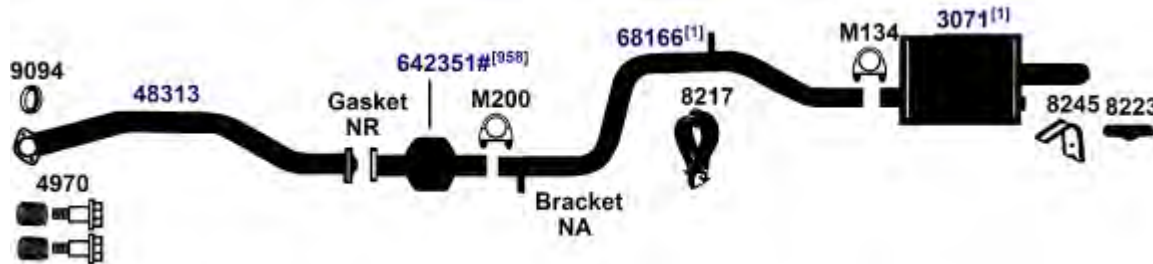
79-80 4 Cyl. Chevette, All Models with 1.6L, 98 Engine

(1888)

DIRECT FIT MSL/MAXIMUM Muffler... 6551

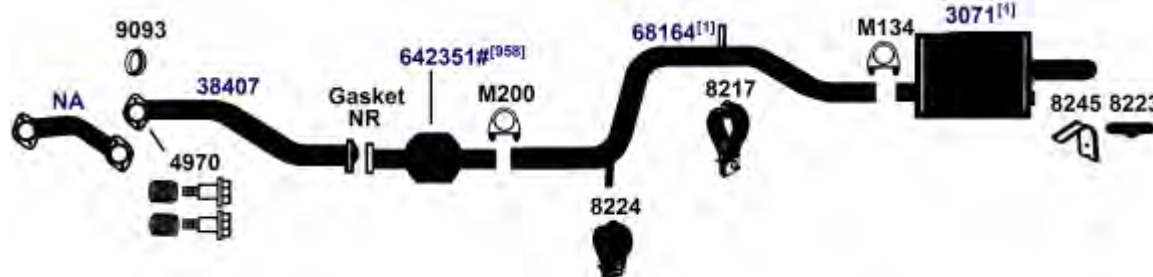
CHEVROLET CITATION

1985 4 Cyl. Citation, Citation II; 151 Engine (2.5L)

(2016)

DIRECT FIT MSL/MAXIMUM Muffler... 700063, UNIVERSAL FIT MSL/MAXIMUM Muffler... 6544, 709010, Silentone DIY Muffler... 5535

1985 6 Cyl. Citation, Citation II; 173 Engine (2.8X)

(2015)

DIRECT FIT MSL/MAXIMUM Muffler... 700063, UNIVERSAL FIT MSL/MAXIMUM Muffler... 6544, 709010, Silentone DIY Muffler... 5535

NA-Not Available. NR-Not Required. FL-Remove and Re-Use Old Flange. ● Golden Warehouse. O.E.-Original Equipment.

Airtube Kit [4948] may be required to complete installation. EFI-Electronic Fuel Injection.

[1] OE system was a welded assembly. It is recommended that all parts noted [1] should be replaced.

[65] Heat Shield 9206 is required for installation.

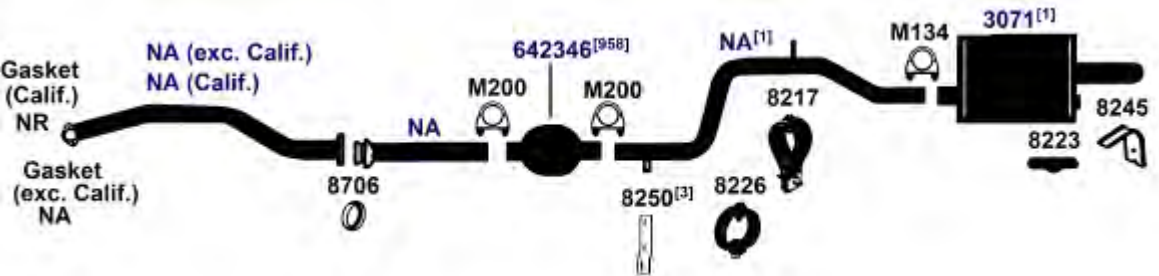
[958] Federal & California Emission vehicles. Not legal for sale for vehicles licensed in California.

1981 6 Cyl. Citation, 2.8Z, 2.8X, 173 Engine, except X11, Sporty Version **(2013)**



DIRECT FIT MSL/MAXIMUM Muffler... 700063, UNIVERSAL FIT MSL/MAXIMUM Muffler... 6544, 709010, Silentone DIY Muffler... 5535

1980 4 Cyl. Citation, 151 Engine **(2012)**



DIRECT FIT MSL/MAXIMUM Muffler... 700063, UNIVERSAL FIT MSL/MAXIMUM Muffler... 6544, 709010, Silentone DIY Muffler... 5535

1980 6 Cyl. Citation, 173 Engine (2nd Design, Bracket 3" from inlet end of Exhaust Pipe) **(2011)**



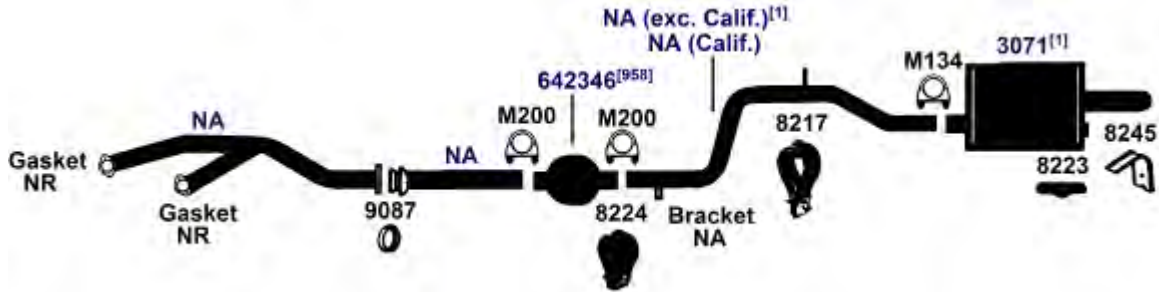
DIRECT FIT MSL/MAXIMUM Muffler... 700063, UNIVERSAL FIT MSL/MAXIMUM Muffler... 6544, 709010, Silentone DIY Muffler... 5535

NA-Not Available. NR-Not Required. FL-Remove and Re-Use Old Flange. ● Golden Warehouse. O.E.-Original Equipment.
Airtube Kit [4948] may be required to complete installation. EFI-Electronic Fuel Injection.

[1] OE system was a welded assembly. It is recommended that all parts noted [1] should be replaced. [922] Trim Outlet pipe to fit length required
[3] Required for installation. [958] Federal & California Emission vehicles. Not legal for sale for vehicles licensed in California.
[115] Not required for installation if bracket is welded on exhaust pipe.

CHEVROLET CITATION

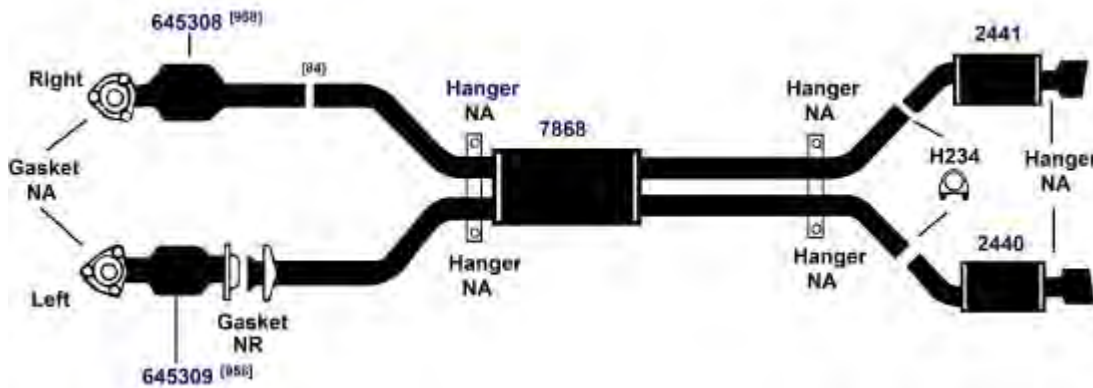
(2010) 1980 6 Cyl. Citation, 173 Engine (1st Design, Bracket 20" from inlet end of Exhaust Pipe)



DIRECT FIT MSL/MAXIMUM Muffler... 700063, UNIVERSAL FIT MSL/MAXIMUM Muffler... 6544, 709010, Silentone DIY Muffler... 5535

CHEVROLET CORVETTE

(2107) 92-94 8 Cyl. Corvette, Dual Exhaust, 5.7L Engine, exc. ZR1

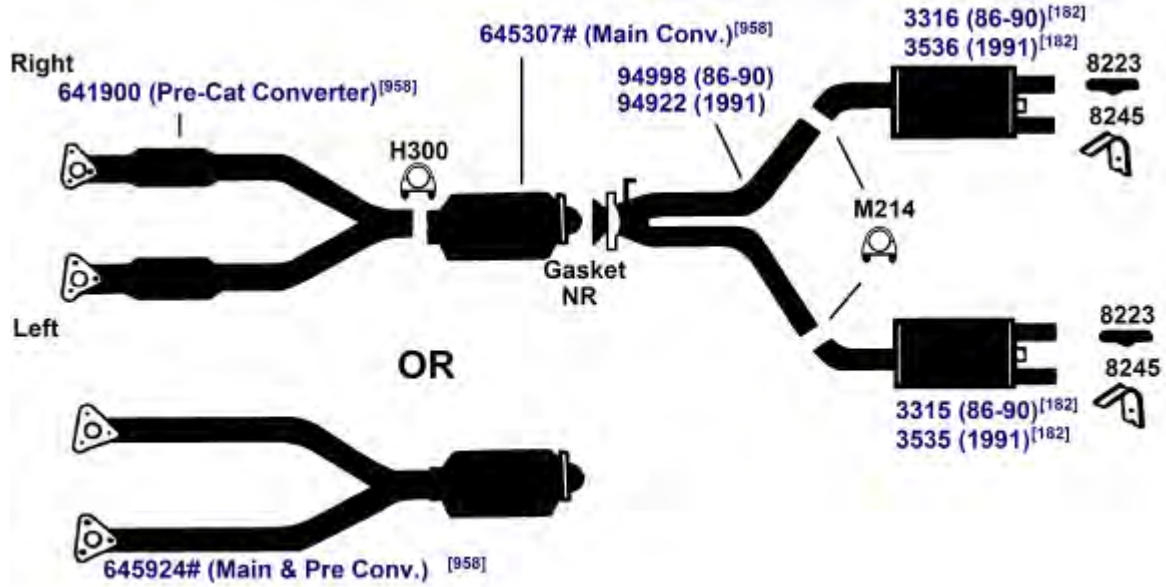


NA-Not Available. NR-Not Required. FL-Remove and Re-Use Old Flange. ● Golden Warehouse. O.E.-Original Equipment.
Airtube Kit [4948] may be required to complete installation. EFI-Electronic Fuel Injection.

- [1] OE system was a welded assembly. It is recommended that all parts noted [1] should be replaced. [958] Federal & California Emission vehicles. Not legal for sale for vehicles licensed in California.
- [84] Remove and re-use original clamp.

86-91 8 Cyl. Corvette, 350 Engine (5.7L); except ZR1

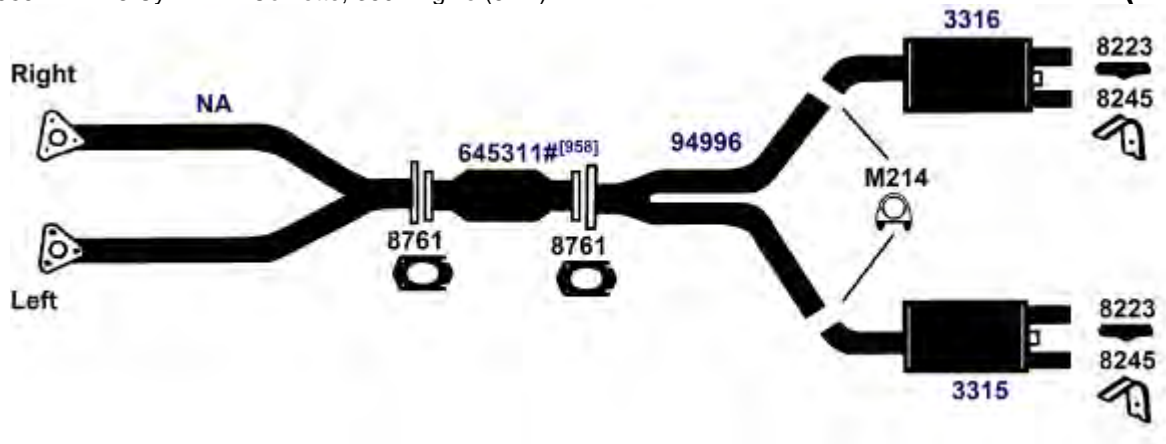
(2106)



DIRECT FIT MSL/MAXIMUM Muffler... Right Muffler (86-90)- 700266 (86-90), Left Muffler (86-90)- 700265 (86-90)

1985 8 Cyl. Corvette, 350 Engine (5.7L)

(2105)



DIRECT FIT MSL/MAXIMUM Muffler... Left Muffler- 700265, Right Muffler- 700266

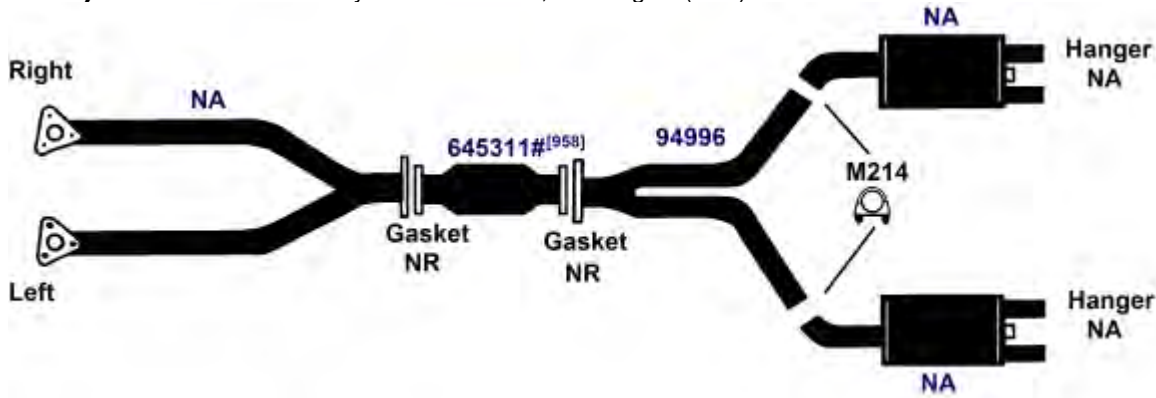
NA-Not Available. NR-Not Required. FL-Remove and Re-Use Old Flange. ● Golden Warehouse. O.E.-Original Equipment.
Airtube Kit [4948] may be required to complete installation. EFI-Electronic Fuel Injection.

[182] 10mm x 1.5 bolt required for installation on 89-91 models.

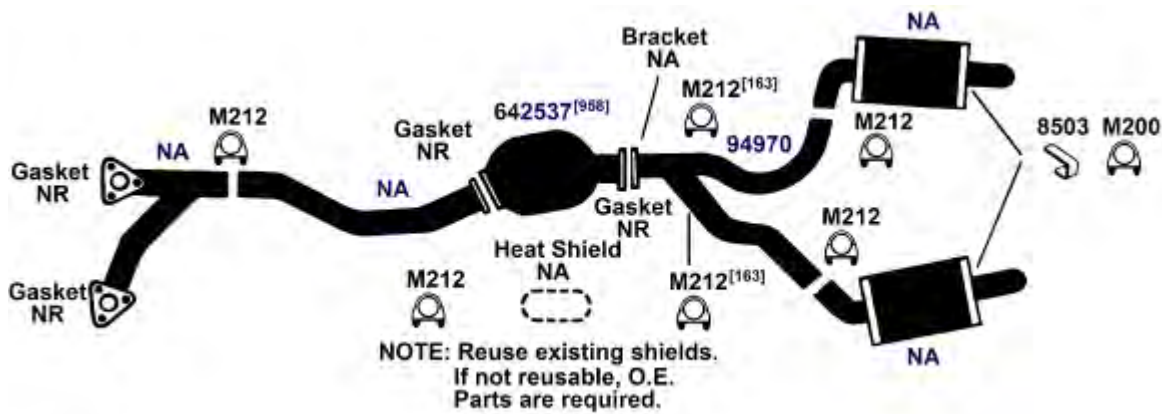
[958] Federal & California Emission vehicles. Not legal for sale for vehicles licensed in California.

CHEVROLET CORVETTE

(2105E) 1984 8 Cyl. Corvette, 350 Engine (5.7L)



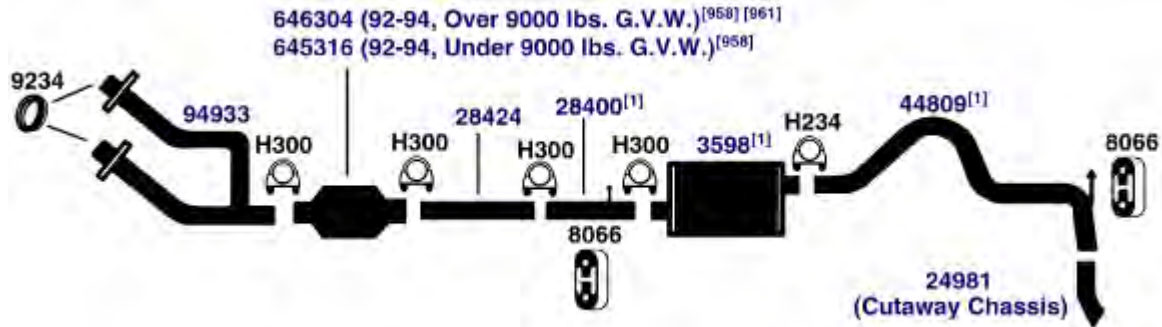
(2103) 79-80 8 Cyl. Corvette, All Models with 350 Engine



UNIVERSAL FIT MSL/MAXIMUM Muffler... Right 6497, 6498, 6499, Left 6497, 6498, 6499

CHEVROLET / GMC G SERIES VANS

(21857) 92-94 8 Cyl. G30/G3500; 146" W.B.; 350K Engine (5.7L); 1 Ton



DIRECT FIT MSL/MAXIMUM Muffler... 700146, Silentone DIY Muffler... 5571 and 8962 Connector

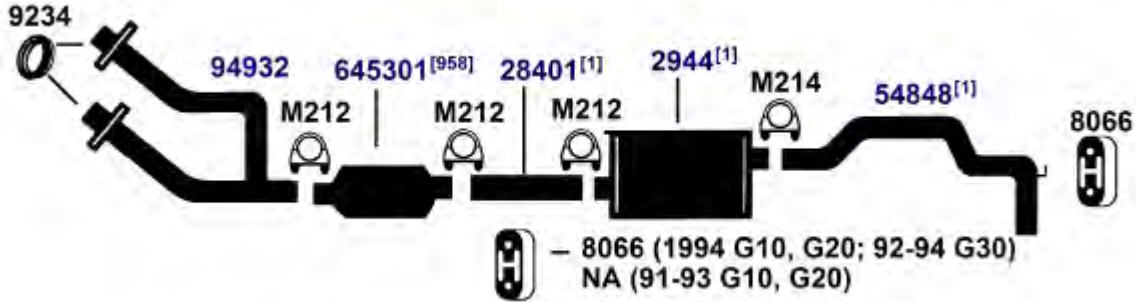
NA-Not Available. NR-Not Required. FL-Remove and Re-Use Old Flange. ● Golden Warehouse. O.E.-Original Equipment.
Airtube Kit [4948] may be required to complete installation. EFI-Electronic Fuel Injection.

[1] OE system was a welded assembly. It is recommended that all parts noted [1] should be replaced.
[163] Use with heat shield.

[958] Federal & California Emission vehicles. Not legal for sale for vehicles licensed in California.
[961] To 12,000 lbs. GVW.

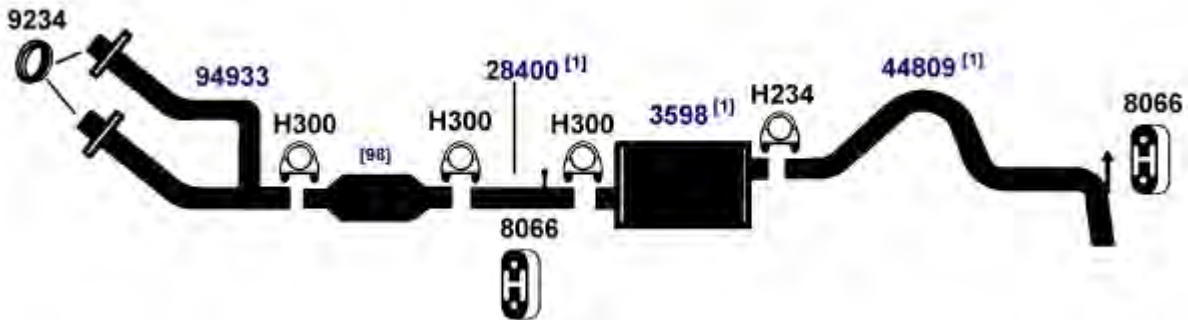
CHEVROLET / GMC G SERIES VANS

92-94 6 Cyl. G30/G3500; 125" W.B.; 262 (4.3L) Engine; 1 Ton; (To 8500 lbs. G.V.W.) **(20516)**
91-94 6 Cyl. G10, G20/G1500, G2500; 110", 125" W.B.; 262 (4.3L) Engine; 1/2 - 3/4 Ton



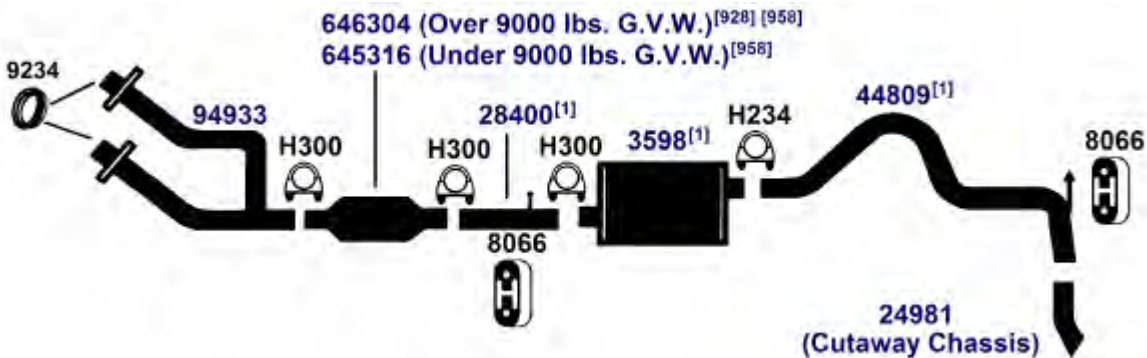
DIRECT FIT MSL/MAXIMUM Muffler... 700052, UNIVERSAL FIT MSL/MAXIMUM Muffler... 6505, Silentone DIY Muffler... 5508

92-94 6 Cyl. G30/G3500; 125" W.B.; 262 (4.3L) Engine; (Over 8500 lbs. G.V.W.; 1 Ton) **(20517)**



DIRECT FIT MSL/MAXIMUM Muffler... 700146, Silentone DIY Muffler... 5571 and 8962 Connector

92-94 8 Cyl. G10, G20, G30/G1500, G2500, G3500; 125" W.B.; 350K Engine (5.7L); 1/2 - 1 Ton **(21855)**



DIRECT FIT MSL/MAXIMUM Muffler... 700146, Silentone DIY Muffler... 5571 and 8962 Connector

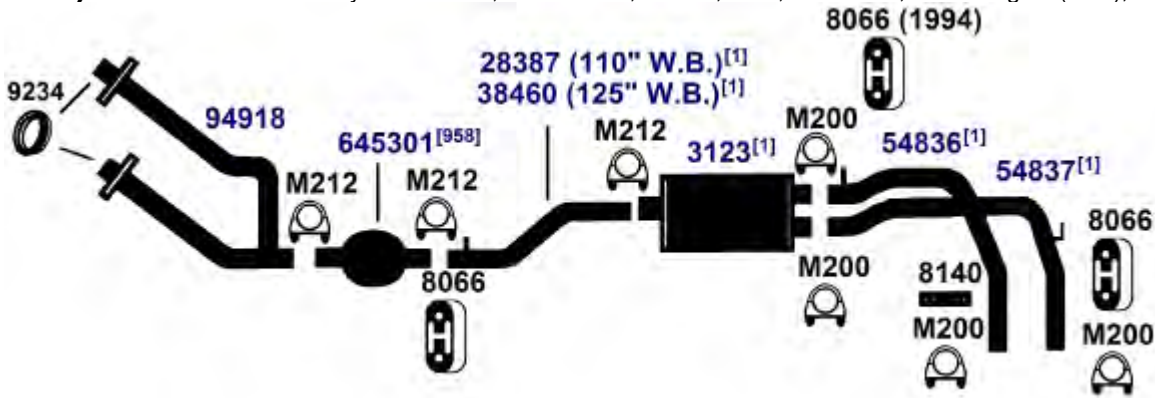
NA-Not Available. NR-Not Required. FL-Remove and Re-Use Old Flange. • Golden Warehouse. O.E.-Original Equipment.
 # Airtube Kit [4948] may be required to complete installation. EFI-Electronic Fuel Injection.

[1] OE system was a welded assembly. It is recommended that all parts noted [1] should be replaced.
 [98] Refer to current Catalytic Converter catalog or Website catalog for availability.

[928] Due to O.E. design, #8 bushing or sizing with aftermarket pipe may be required.
 [958] Federal & California Emission vehicles. Not legal for sale for vehicles licensed in California.

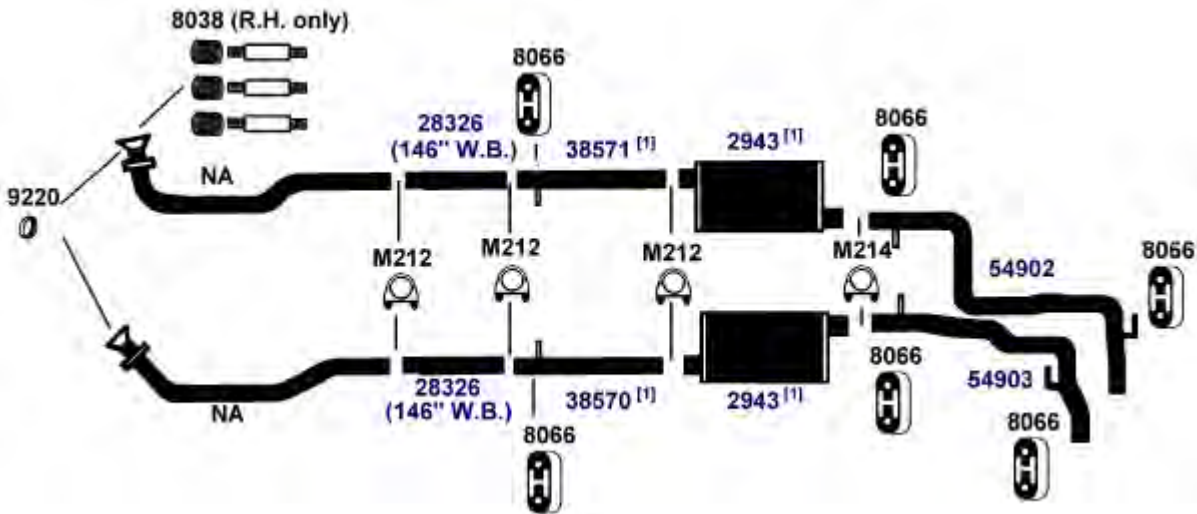
CHEVROLET / GMC G SERIES VANS

(21852) 91-94 8 Cyl. G10, G20/G1500, G2500; 110", 125" W.B.; 305H Engine (5.0L); 1/2 - 3/4 Ton



DIRECT FIT MSL/MAXIMUM Muffler... 700065, UNIVERSAL FIT MSL/MAXIMUM Muffler... 6557, Silentone DIY Muffler... 5542

(21858) 91-93 8 Cyl. G20, G30; G2500, G3500; 125", 146" W.B.; 379 Diesel Engine (6.2L); 3/4 -1 Ton



DIRECT FIT MSL/MAXIMUM Muffler... Left- 700051, Right- 700051, UNIVERSAL FIT MSL/MAXIMUM Muffler... Left- 6505, Right- 6505, Silentone DIY Muffler... Left- 5508, Right- 5508

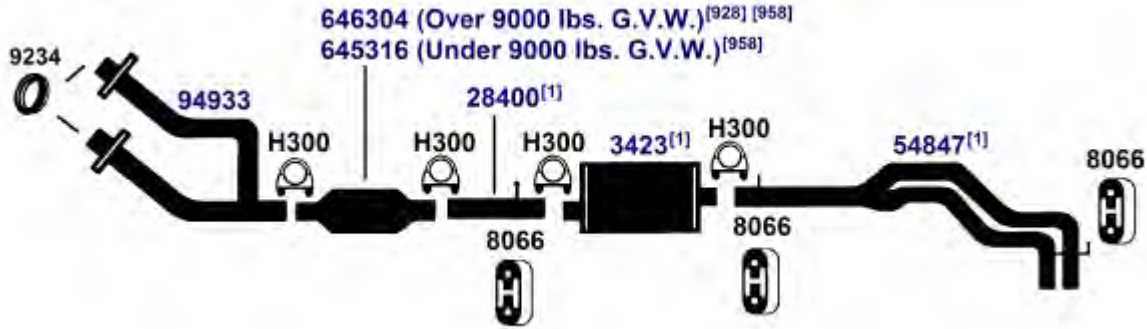
NA-Not Available. NR-Not Required. FL-Remove and Re-Use Old Flange. ● Golden Warehouse. O.E.-Original Equipment.

Airtube Kit [4948] may be required to complete installation. EFI-Electronic Fuel Injection.

[1] OE system was a welded assembly. It is recommended that all parts noted [1] should be replaced. [958] Federal & California Emission vehicles. Not legal for sale for vehicles licensed in California.

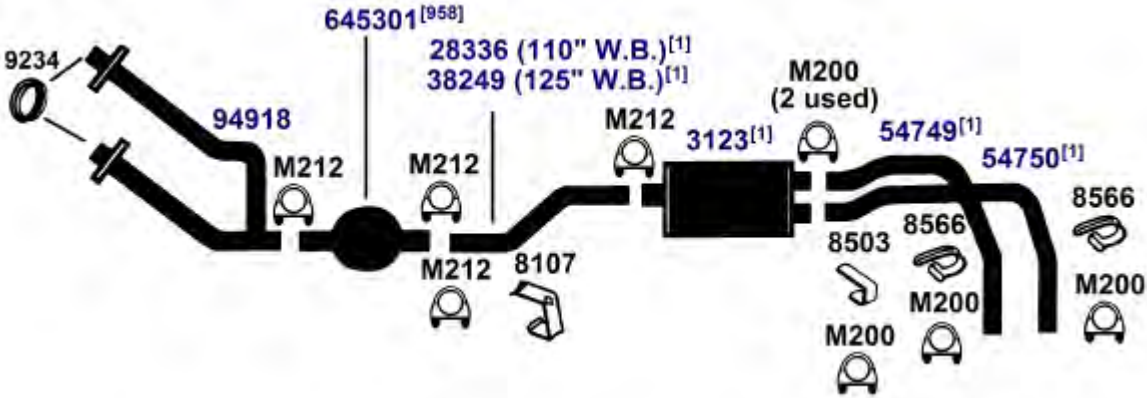
CHEVROLET / GMC G SERIES VANS

1991 8 Cyl. G10, G20,G30/G1500, G2500,G3500; 125" W.B.; 350K Engine (5.7L); 1/2 - 1 Ton **(21851)**



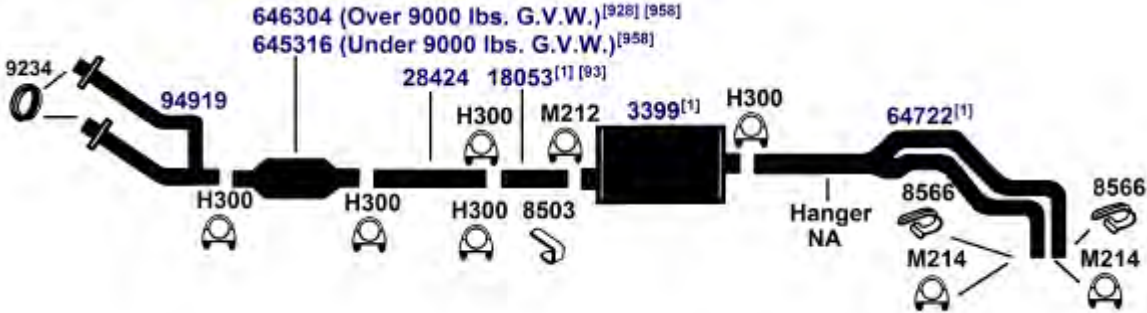
DIRECT FIT MSL/MAXIMUM Muffler... 700126, UNIVERSAL FIT MSL/MAXIMUM Muffler... 6577, 700141, Silentone DIY Muffler... 5568

88-90 8 Cyl. G10, G20/G1500, G2500; 110", 125" W.B.; 305H Engine (5.0L); 1/2 - 3/4 Ton **(21847)**



DIRECT FIT MSL/MAXIMUM Muffler... 700065, UNIVERSAL FIT MSL/MAXIMUM Muffler... 6557, Silentone DIY Muffler... 5542

87-90 8 Cyl. G30/G3500; 146" W.B.; 350K Engine (5.7L); 1 Ton; with 2 1/2" Muffler Inlet **(21856)**



DIRECT FIT MSL/MAXIMUM Muffler... 709997, Silentone DIY Muffler... 5564

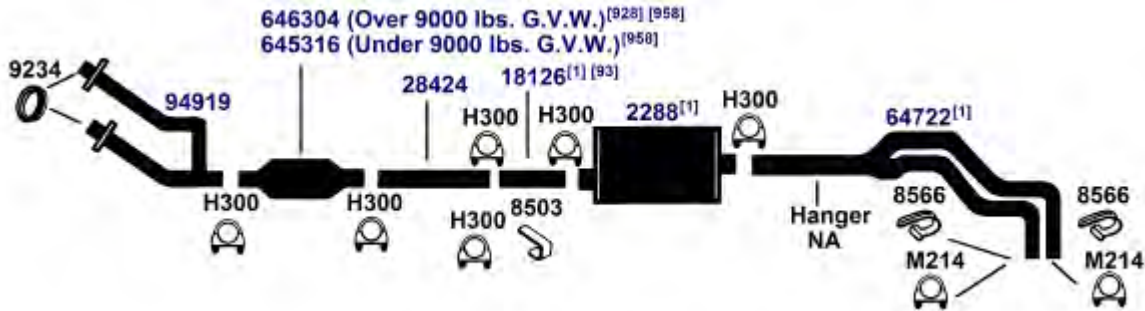
NA-Not Available. NR-Not Required. FL-Remove and Re-Use Old Flange. ● Golden Warehouse. O.E.-Original Equipment.
Airtube Kit [4948] may be required to complete installation. EFI-Electronic Fuel Injection.

[1] OE system was a welded assembly. It is recommended that all parts noted [1] should be replaced.
[93] Locating clip must be knocked off OEM converter for proper installation.

[928] Due to O.E. design, #8 bushing or sizing with aftermarket pipe may be required.
[958] Federal & California Emission vehicles. Not legal for sale for vehicles licensed in California.

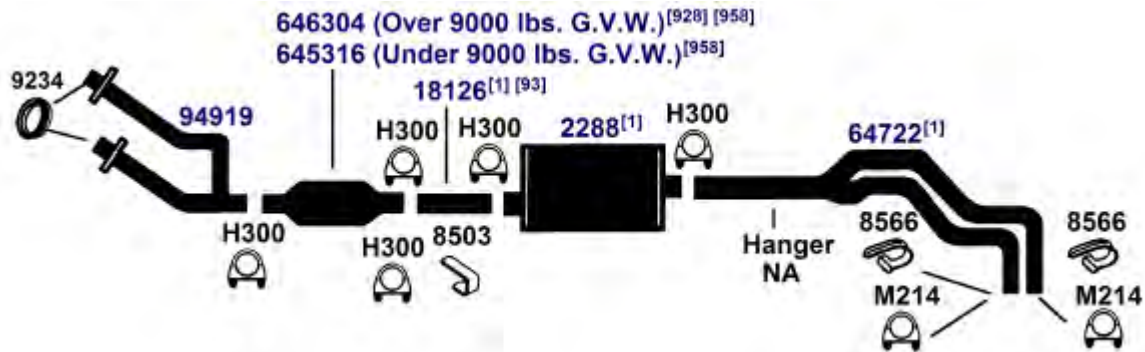
CHEVROLET / GMC G SERIES VANS

(100060) 87-90 8 Cyl. G30/G3500; 146" W.B.; 350K Engine (5.7L); 1 Ton with 3" Muffler Inlet



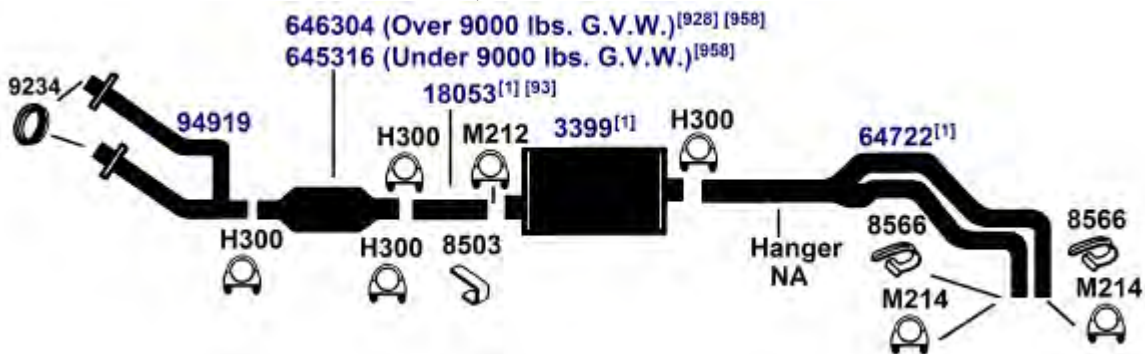
DIRECT FIT MSL/MAXIMUM Muffler... 700204, Silentone DIY Muffler... 5568

(100059) 87-90 8 Cyl. G10, G20, G30/G1500, G2500, G3500; 125" W.B.; 350K Engine (5.7L); 1/2-1 Ton with 3" Muffler Inlet



DIRECT FIT MSL/MAXIMUM Muffler... 700204, Silentone DIY Muffler... 5568

(21850) 87-90 8 Cyl. G10, G20, G30/G1500, G2500, G3500; 125" W.B.; 350K Engine (5.7L); 1/2 - 1 Ton; with 2 1/2" Muffler Inlet



DIRECT FIT MSL/MAXIMUM Muffler... 709997, Silentone DIY Muffler... 5564

NA-Not Available. NR-Not Required. FL-Remove and Re-Use Old Flange. ● Golden Warehouse. O.E.-Original Equipment.
Airtube Kit [4948] may be required to complete installation. EFI-Electronic Fuel Injection.

[1] OE system was a welded assembly. It is recommended that all parts noted [1] should be replaced.

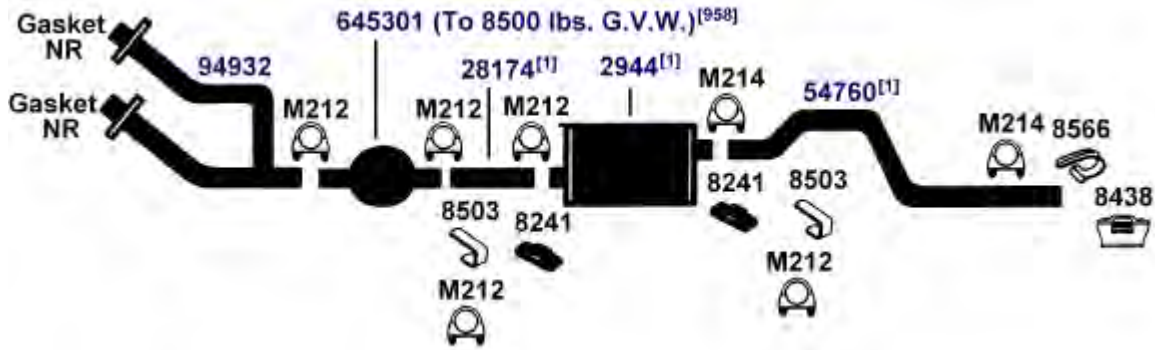
[93] Locating clip must be knocked off OEM converter for proper installation.

[928] Due to O.E. design, #8 bushing or sizing with aftermarket pipe may be required.

[958] Federal & California Emission vehicles. Not legal for sale for vehicles licensed in California.

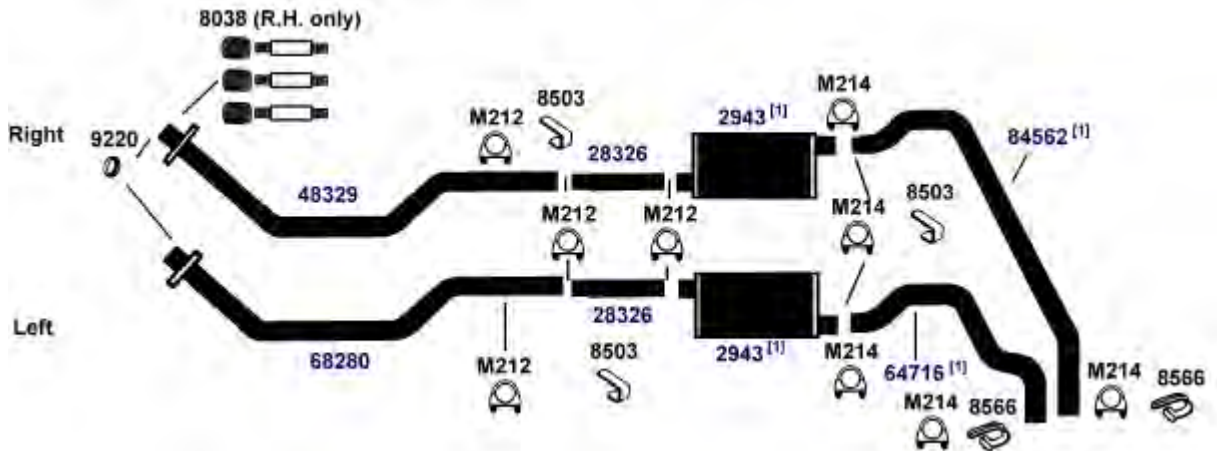
CHEVROLET / GMC G SERIES VANS

85-90 6 Cyl. G10, G20, G30/G1500, G2500, G3500; 110", 125" W.B.; 262 (4.3L) Engine; 1/2 (20515)
- 1 Ton



DIRECT FIT MSL/MAXIMUM Muffler... 700052, UNIVERSAL FIT MSL/MAXIMUM Muffler... 6505, Silentone DIY Muffler... 5508

85-90 8 Cyl. G30/G3500; 146" W.B.; 379 Diesel Engine (6.2L); 1 Ton (21848)



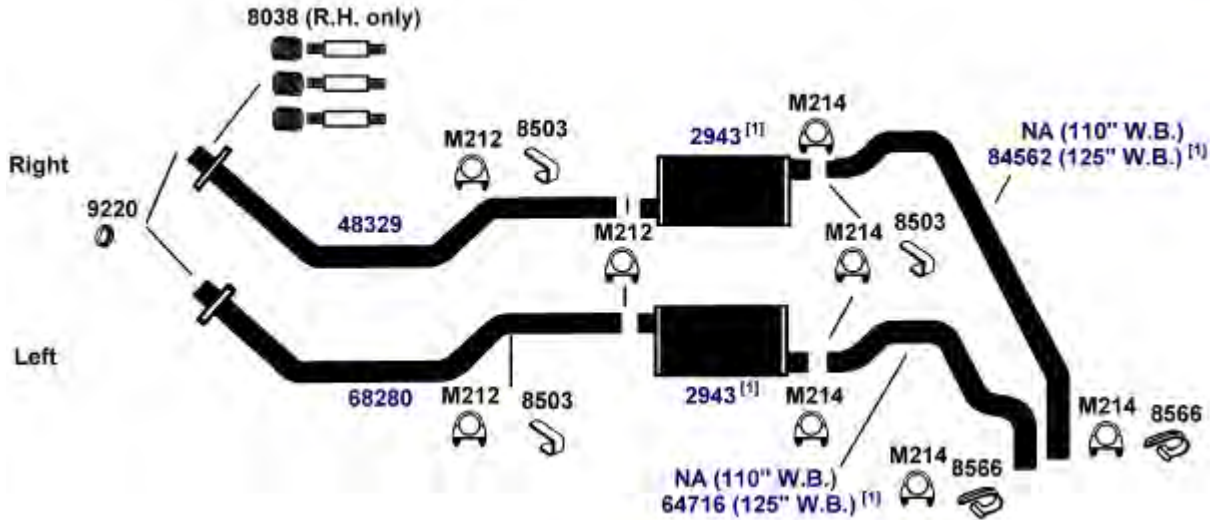
DIRECT FIT MSL/MAXIMUM Muffler... Left- 700051, Right- 700051, UNIVERSAL FIT MSL/MAXIMUM Muffler... Left- 6505, Right- 6505, Silentone DIY Muffler... Left- 5508, Right- 5508

NA-Not Available. NR-Not Required. FL-Remove and Re-Use Old Flange. ● Golden Warehouse. O.E.-Original Equipment.
Airtube Kit [4948] may be required to complete installation. EFI-Electronic Fuel Injection.

[1] OE system was a welded assembly. It is recommended that all parts noted [1] should be replaced. [958] Federal & California Emission vehicles. Not legal for sale for vehicles licensed in California.

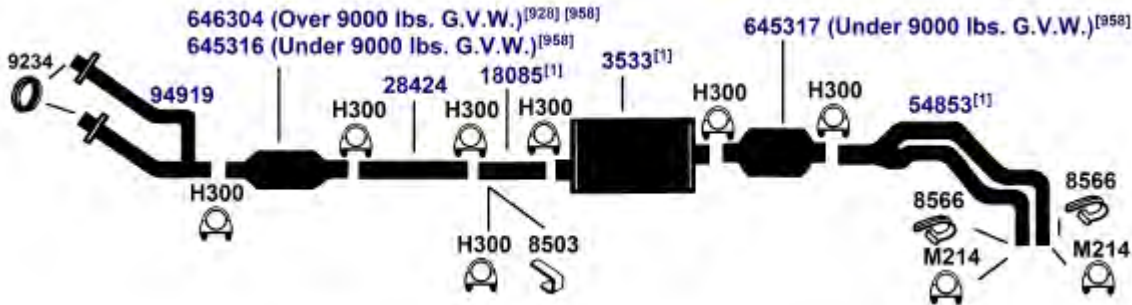
CHEVROLET / GMC G SERIES VANS

(21849) 85-90 8 Cyl. G20, G30/G2500, G3500; 110", 125" W.B.; 379 Diesel Engine (6.2L); 3/4 - 1 Ton



DIRECT FIT MSL/MAXIMUM Muffler... Left- 700051, Right- 700051, UNIVERSAL FIT MSL/MAXIMUM Muffler... Left- 6505, Right- 6505, Silentone DIY Muffler... Left- 5508, Right- 5508

(21853) 87-89 8 Cyl. G20/G2500; G30/G3500; 146" W.B.; 350K Engine (5.7L); 1 Ton; with two Converters



DIRECT FIT MSL/MAXIMUM Muffler... 700141, UNIVERSAL FIT MSL/MAXIMUM Muffler... 6577, Silentone DIY Muffler... 5568 and 8975 Connector

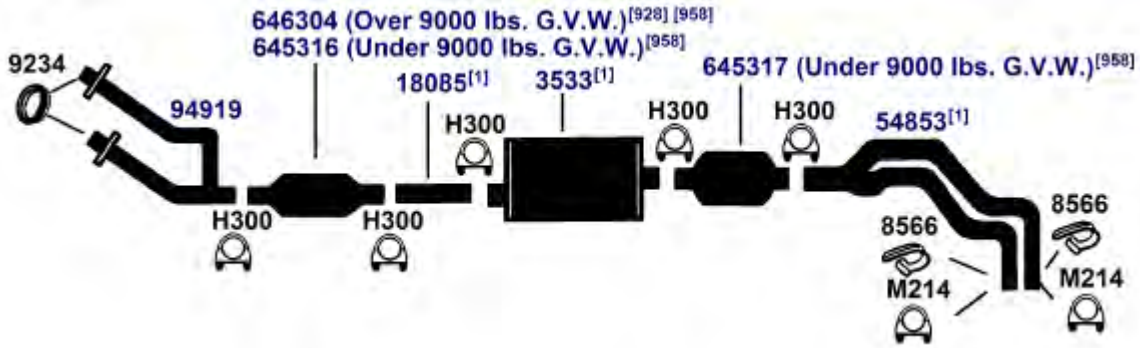
NA-Not Available. NR-Not Required. FL-Remove and Re-Use Old Flange. ● Golden Warehouse. O.E.-Original Equipment.
Airtube Kit [4948] may be required to complete installation. EFI-Electronic Fuel Injection.

[1] OE system was a welded assembly. It is recommended that all parts noted [1] should be replaced. [958] Federal & California Emission vehicles. Not legal for sale for vehicles licensed in California.

[928] Due to O.E. design, #8 bushing or sizing with aftermarket pipe may be required.

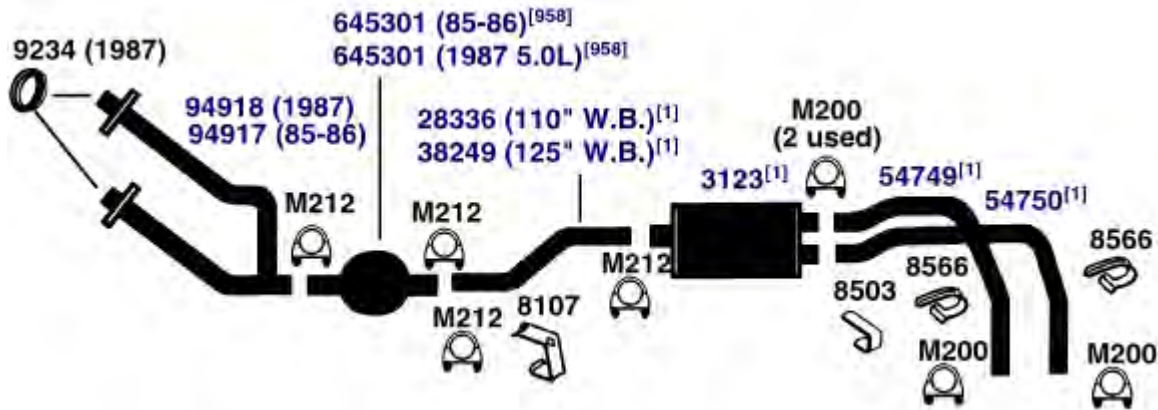
CHEVROLET / GMC G SERIES VANS

87-89 8 Cyl. G20/G2500; G30/G3500; 125" W.B.; 350K Engine (5.7L); 1 Ton; with two Converters **(21854)**



DIRECT FIT MSL/MAXIMUM Muffler... 700141, UNIVERSAL FIT MSL/MAXIMUM Muffler... 6577, Silentone DIY Muffler... 5568 and 8975 Connector

85-87 8 Cyl. G10, G20/G1500, G2500; 110", 125" W.B.; 305H, 305F, 350L Engine (5.0L, 5.7L); 1/2-3/4 Ton **(21844)**



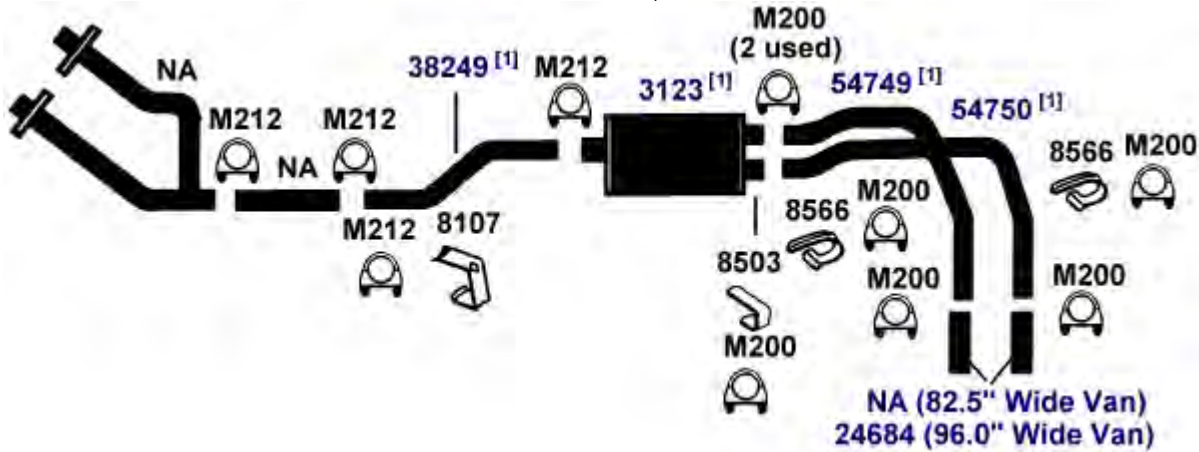
DIRECT FIT MSL/MAXIMUM Muffler... 700065, UNIVERSAL FIT MSL/MAXIMUM Muffler... 6557, Silentone DIY Muffler... 5542

NA-Not Available. NR-Not Required. FL-Remove and Re-Use Old Flange. ● Golden Warehouse. O.E.-Original Equipment.
Airtube Kit [4948] may be required to complete installation. EFI-Electronic Fuel Injection.

[1] OE system was a welded assembly. It is recommended that all parts noted [1] should be replaced. [958] Federal & California Emission vehicles. Not legal for sale for vehicles licensed in California.
[928] Due to O.E. design, #8 bushing or sizing with aftermarket pipe may be required.

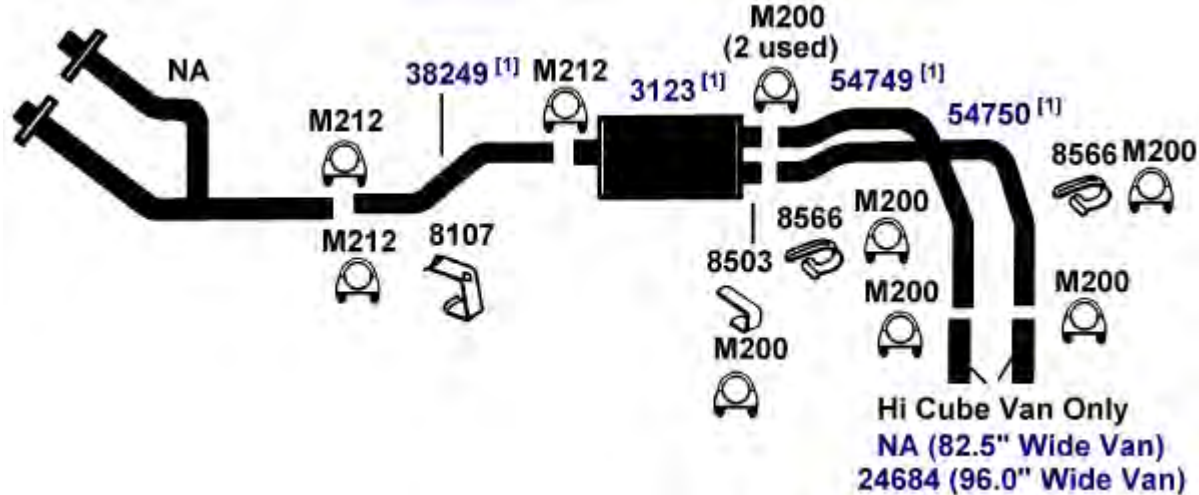
CHEVROLET / GMC G SERIES VANS

(21841) 1985 8 Cyl. G30/G3500; 146" W.B.; Hi-Cube Body; 350M Engine (5.7L); 1 Ton (Models built before Jan. 1, 1985)



DIRECT FIT MSL/MAXIMUM Muffler... 700065, UNIVERSAL FIT MSL/MAXIMUM Muffler... 6557, Silentone DIY Muffler... 5542

(21842) 1985 8 Cyl. G30/G3500; 125" W.B.; includes Hi-Cube Body; 350M Engine (5.7L); 1 Ton (Models built before Jan. 1, 1985)



DIRECT FIT MSL/MAXIMUM Muffler... 700065, UNIVERSAL FIT MSL/MAXIMUM Muffler... 6557, Silentone DIY Muffler... 5542

NA-Not Available. NR-Not Required. FL-Remove and Re-Use Old Flange. ● Golden Warehouse. O.E.-Original Equipment.
Airtube Kit [4948] may be required to complete installation. EFI-Electronic Fuel Injection.

[1] OE system was a welded assembly. It is recommended that all parts noted [1] should be replaced.

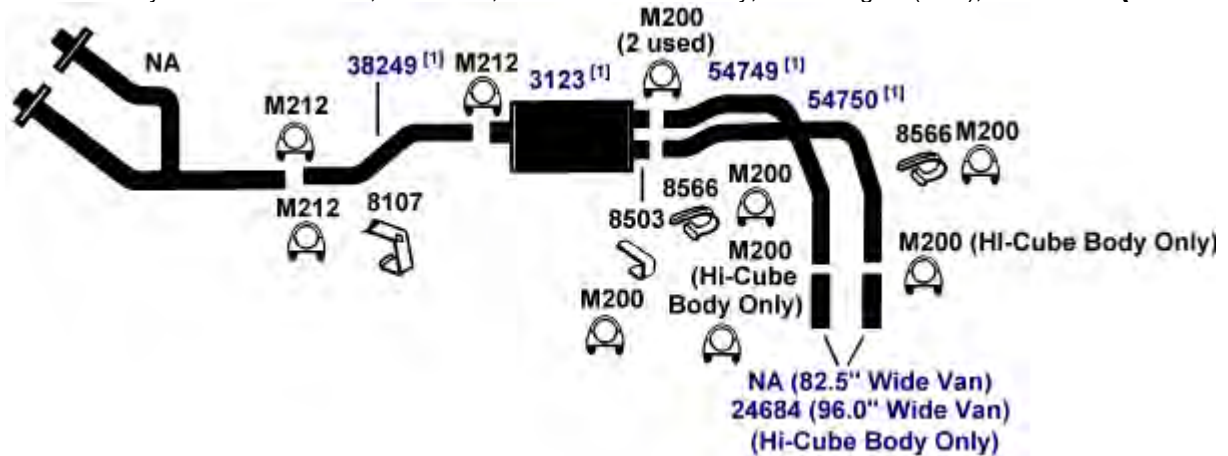
CHEVROLET / GMC G SERIES VANS

83-84 6 Cyl. G10, G20, G30/G1500, G2500, G3500; 110", 125" W.B.; 250 Engine (4.1L); **(20514)**
1/2-1 Ton



DIRECT FIT MSL/MAXIMUM Muffler... 700052, UNIVERSAL FIT MSL/MAXIMUM Muffler... 6505, Silentone DIY Muffler... 5508

83-84 8 Cyl. G30/G3500; 125" W.B.; includes Hi-Cube Body; 350M Engine (5.7L); 1 Ton **(21842E)**



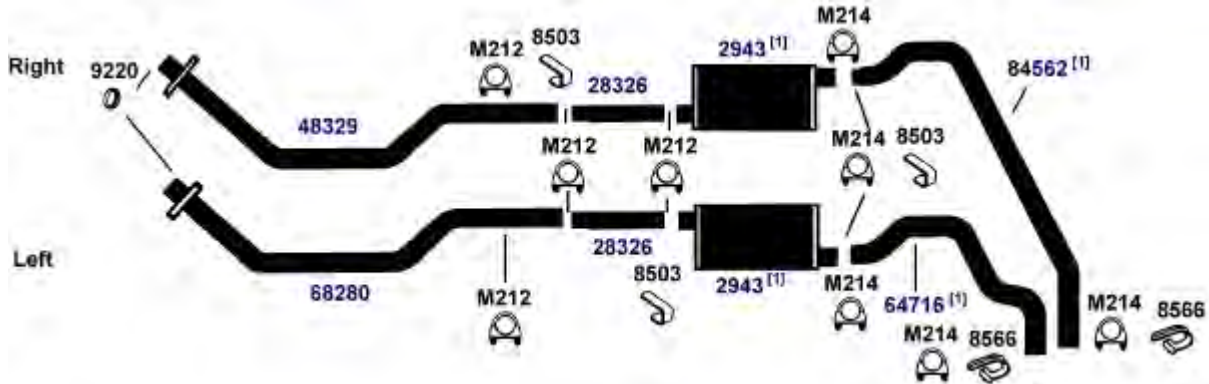
DIRECT FIT MSL/MAXIMUM Muffler... 700065, UNIVERSAL FIT MSL/MAXIMUM Muffler... 6557, Silentone DIY Muffler... 5542

NA-Not Available. NR-Not Required. FL-Remove and Re-Use Old Flange. ● Golden Warehouse. O.E.-Original Equipment.
Airtube Kit [4948] may be required to complete installation. EFI-Electronic Fuel Injection.

[1] OE system was a welded assembly. It is recommended that all parts noted [1] should be replaced. [958] Federal & California Emission vehicles. Not legal for sale for vehicles licensed in California.

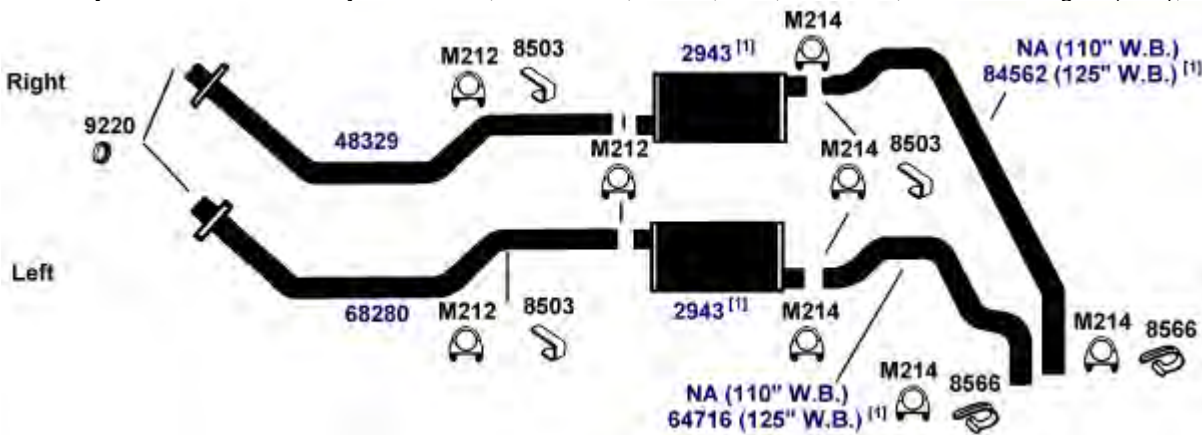
CHEVROLET / GMC G SERIES VANS

(21848E) 83-84 8 Cyl. G30/G3500; 146" W.B.; 379 Diesel Engine (6.2L); 1 Ton



DIRECT FIT MSL/MAXIMUM Muffler... Left 700051, Right 700051, UNIVERSAL FIT MSL/MAXIMUM Muffler... Left 6505, Right 6505, Silentone DIY Muffler... Left 5508, Right 5508

(21849E) 83-84 8 Cyl. G20, G30/G2500, G3500; 110", 125" W.B.; 379 Diesel Engine (6.2L); 3/4 - 1 Ton



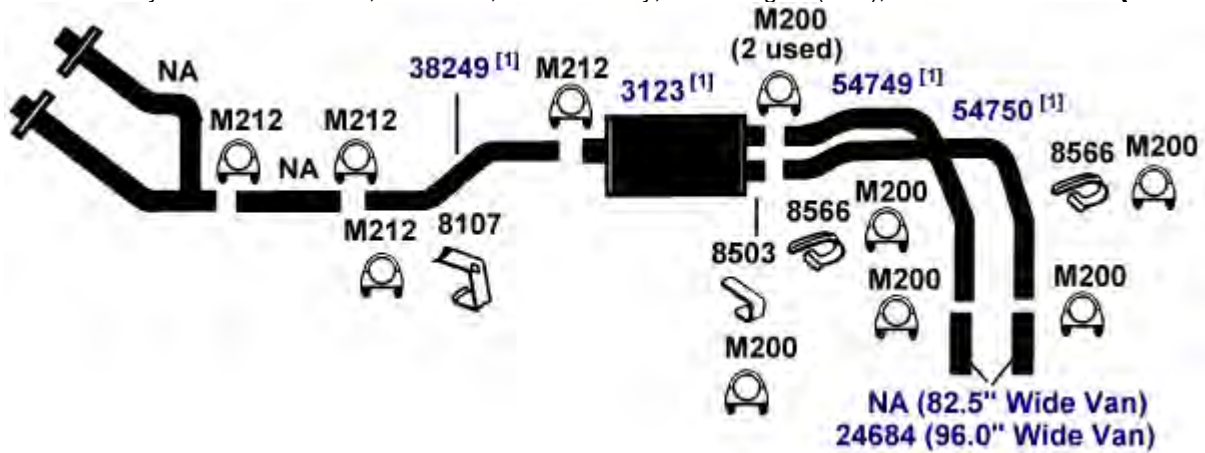
DIRECT FIT MSL/MAXIMUM Muffler... Left 700051, Right 700051, UNIVERSAL FIT MSL/MAXIMUM Muffler... Left 6505, Right 6505, Silentone DIY Muffler... Left 5508, Right 5508

NA-Not Available. NR-Not Required. FL-Remove and Re-Use Old Flange. ● Golden Warehouse. O.E.-Original Equipment.
Airtube Kit [4948] may be required to complete installation. EFI-Electronic Fuel Injection.

[1] OE system was a welded assembly. It is recommended that all parts noted [1] should be replaced.

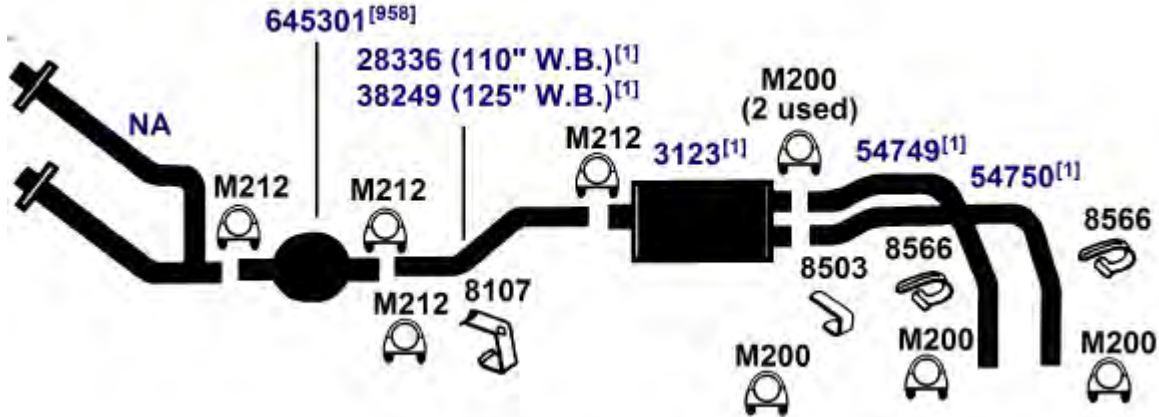
CHEVROLET / GMC G SERIES VANS

83-84 8 Cyl. G30/G3500; 146" W.B.; Hi-Cube Body; 350M Engine (5.7L); 1 Ton **(21841E)**



DIRECT FIT MSL/MAXIMUM Muffler... 700065, UNIVERSAL FIT MSL/MAXIMUM Muffler... 6557, Silentone DIY Muffler... 5542

83-84 8 Cyl. G10, G20/G1500, G2500; 110", 125" W.B.; 305H, 305F, 350L Engine (5.0L, 5.7L); 1/2-3/4 Ton **(21844E)**



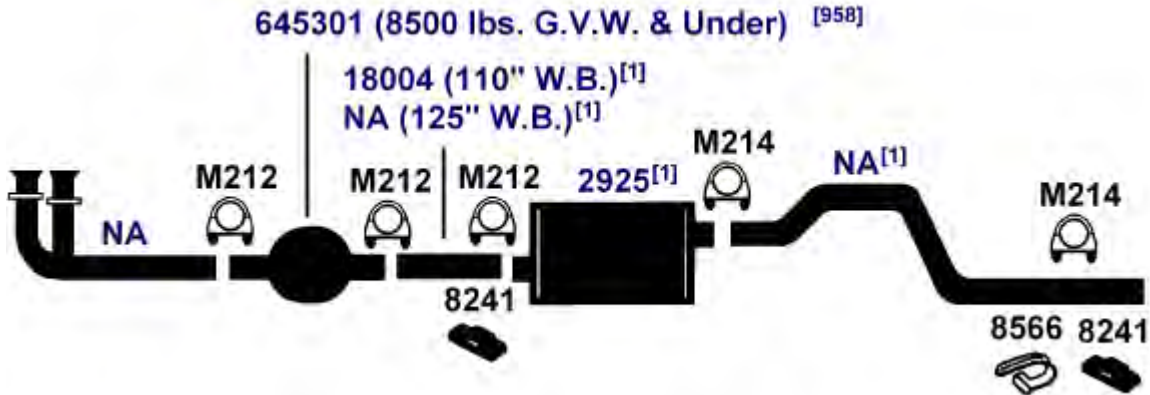
DIRECT FIT MSL/MAXIMUM Muffler... 700065, UNIVERSAL FIT MSL/MAXIMUM Muffler... 6557, Silentone DIY Muffler... 5542

NA-Not Available. NR-Not Required. FL-Remove and Re-Use Old Flange. ● Golden Warehouse. O.E.-Original Equipment.
Airtube Kit [4948] may be required to complete installation. EFI-Electronic Fuel Injection.

[1] OE system was a welded assembly. It is recommended that all parts noted [1] should be replaced. [958] Federal & California Emission vehicles. Not legal for sale for vehicles licensed in California.

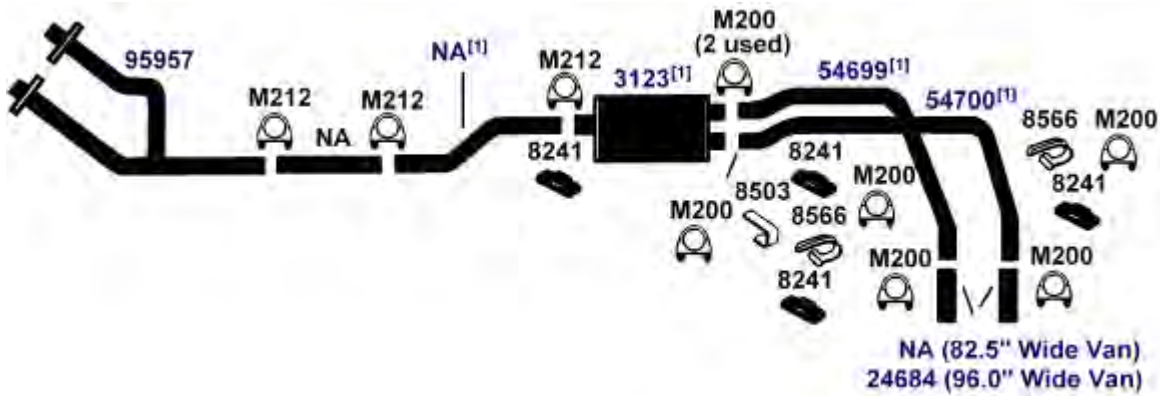
CHEVROLET / GMC G SERIES VANS

(20513) 1982 6 Cyl. G10, G20, G30/G1500, G2500, G3500; 110", 125" W.B.; 250 Engine (4.1L), 1/2-1 Ton



DIRECT FIT MSL/MAXIMUM Muffler... 6595, UNIVERSAL FIT MSL/MAXIMUM Muffler... 6509, Silentone DIY Muffler... 5504

(21837) 1982 8 Cyl. G30/G3500; 146" W.B.; Hi-Cube Body; 350M Engine (5.7L); 1 Ton; without Converter



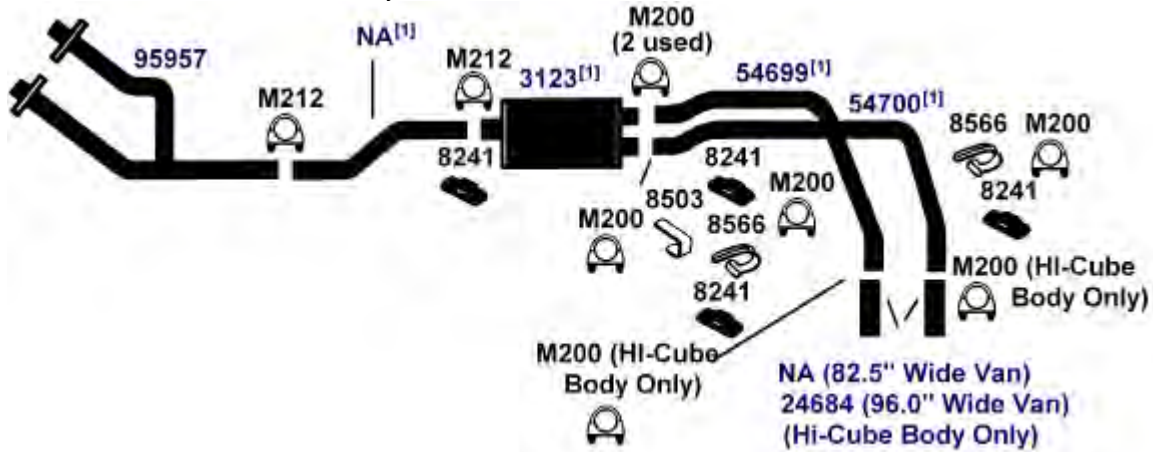
DIRECT FIT MSL/MAXIMUM Muffler... 700065, UNIVERSAL FIT MSL/MAXIMUM Muffler... 6557, Silentone DIY Muffler... 5542

NA-Not Available. NR-Not Required. FL-Remove and Re-Use Old Flange. ● Golden Warehouse. O.E.-Original Equipment.
Airtube Kit [4948] may be required to complete installation. EFI-Electronic Fuel Injection.

[1] OE system was a welded assembly. It is recommended that all parts noted [1] should be replaced. [958] Federal & California Emission vehicles. Not legal for sale for vehicles licensed in California.

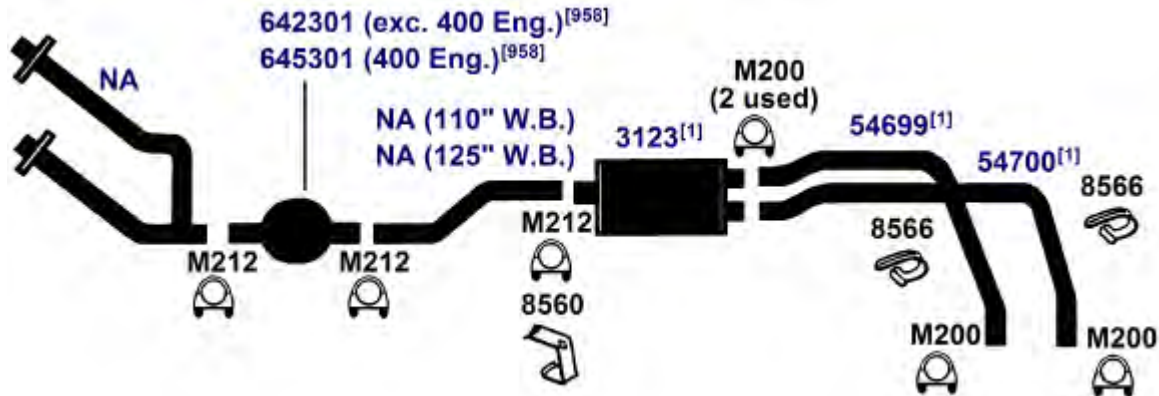
CHEVROLET / GMC G SERIES VANS

1982 8 Cyl. G30/G3500; 125" W.B., 350M Engine (5.7L), 1 Ton, without Converter, including **(21838)**
Hi-Cube Body



DIRECT FIT MSL/MAXIMUM Muffler... 700065, UNIVERSAL FIT MSL/MAXIMUM Muffler... 6557, Silentone DIY Muffler... 5542

80-82 8 Cyl. G10, G20/G1500, G2500; 110", 125" W.B.; 305F, 305H, 350L, 400 Engine **(21840)**
(5.0L, 5.7L, 6.5L); 1/2-3/4 Ton



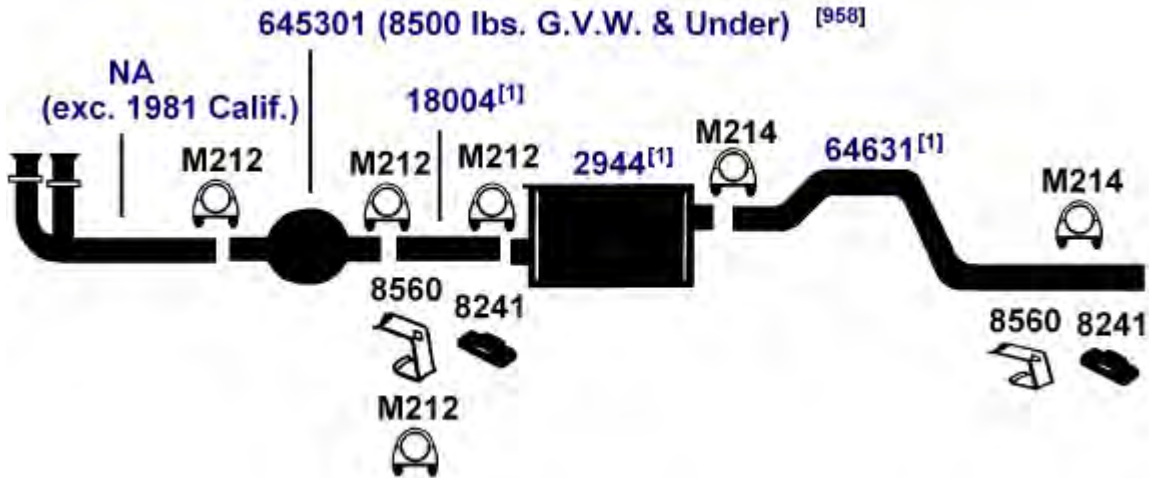
DIRECT FIT MSL/MAXIMUM Muffler... 700065, UNIVERSAL FIT MSL/MAXIMUM Muffler... 6557, Silentone DIY Muffler... 5542

NA-Not Available. NR-Not Required. FL-Remove and Re-Use Old Flange. ● Golden Warehouse. O.E.-Original Equipment.
Airtube Kit [4948] may be required to complete installation. EFI-Electronic Fuel Injection.

[1] OE system was a welded assembly. It is recommended that all parts noted [1] should be replaced. [958] Federal & California Emission vehicles. Not legal for sale for vehicles licensed in California.

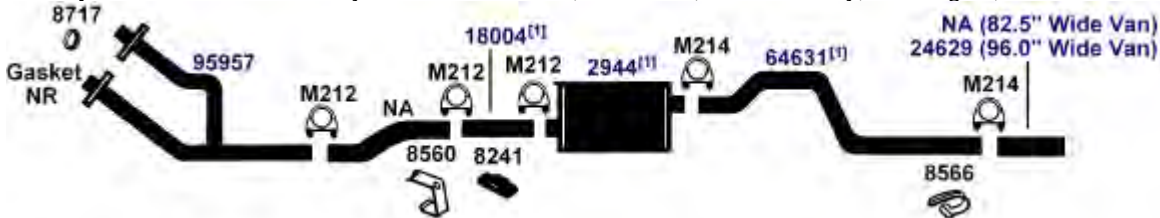
CHEVROLET / GMC G SERIES VANS

(20512) 80-81 6 Cyl. G10, G20, G30/G1500, G2500, G3500; 110", 125" W.B.; 250 Engine (4.1L); 1/2-1 Ton



DIRECT FIT MSL/MAXIMUM Muffler... 700052, UNIVERSAL FIT MSL/MAXIMUM Muffler... 6505, Silentone DIY Muffler... 5508

(21832) 80-81 8 Cyl. G30/G3500, 146" W.B., Hi-Cube Body, 350 Engine, 1 Ton



DIRECT FIT MSL/MAXIMUM Muffler... 700052, UNIVERSAL FIT MSL/MAXIMUM Muffler... 6505, Silentone DIY Muffler... 5508

(21836) 80-81 8 Cyl. G10/G1500, 110", 125" W.B., 305G Engine, 1/2 Ton



DIRECT FIT MSL/MAXIMUM Muffler... 700052, UNIVERSAL FIT MSL/MAXIMUM Muffler... 6505, Silentone DIY Muffler... 5508

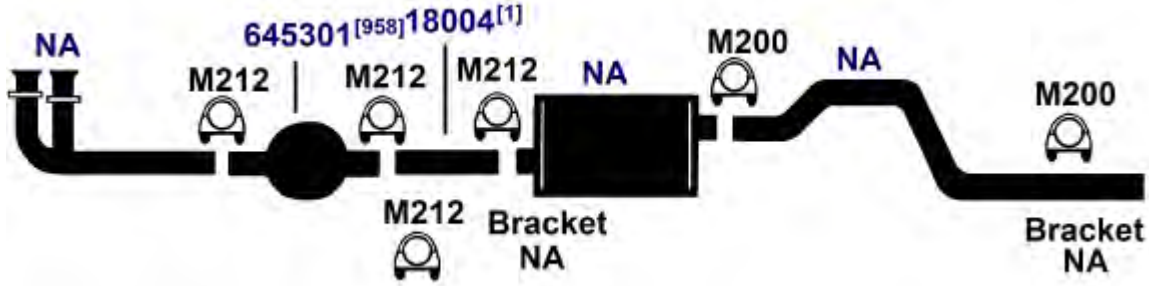
NA-Not Available. NR-Not Required. FL-Remove and Re-Use Old Flange. ● Golden Warehouse. O.E.-Original Equipment.

Airtube Kit [4948] may be required to complete installation. EFI-Electronic Fuel Injection.

[1] OE system was a welded assembly. It is recommended that all parts noted [1] should be replaced. [958] Federal & California Emission vehicles. Not legal for sale for vehicles licensed in California.

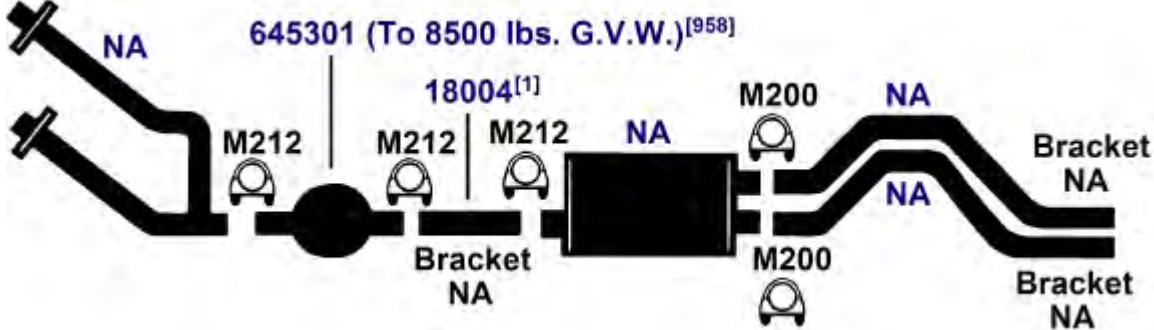
CHEVROLET / GMC G SERIES VANS

(20509) 1979 6 Cyl. G10/G1500; 110", 125" W.B.; 250 Engine (4.1L), 1/2 Ton

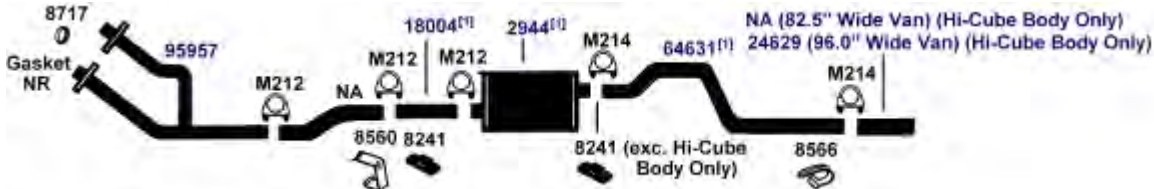


UNIVERSAL FIT MSL/MAXIMUM Muffler... 6505

(21823) 1979 8 Cyl. G20, G30/G2500, G3500; 110", 125" W.B., 400 Engine, 3/4-1 Ton, with Converter



(21824) 1979 8 Cyl. G10/G1500, 110", 125" W.B., 305, 350 Engine, 1/2 Ton, without Converter
 1979 8 Cyl. G20, G30/G2500, G3500; 110", 125" W.B., 350 Engine, 3/4-1 Ton, without Converter



DIRECT FIT MSL/MAXIMUM Muffler... 700052, UNIVERSAL FIT MSL/MAXIMUM Muffler... 6505, Silentone DIY Muffler... 5508

NA-Not Available. NR-Not Required. FL-Remove and Re-Use Old Flange. ● Golden Warehouse. O.E.-Original Equipment.
 # Airtube Kit [4948] may be required to complete installation. EFI-Electronic Fuel Injection.

[1] OE system was a welded assembly. It is recommended that all parts noted [1] should be replaced. [958] Federal & California Emission vehicles. Not legal for sale for vehicles licensed in California.

CHEVROLET / GMC G SERIES VANS

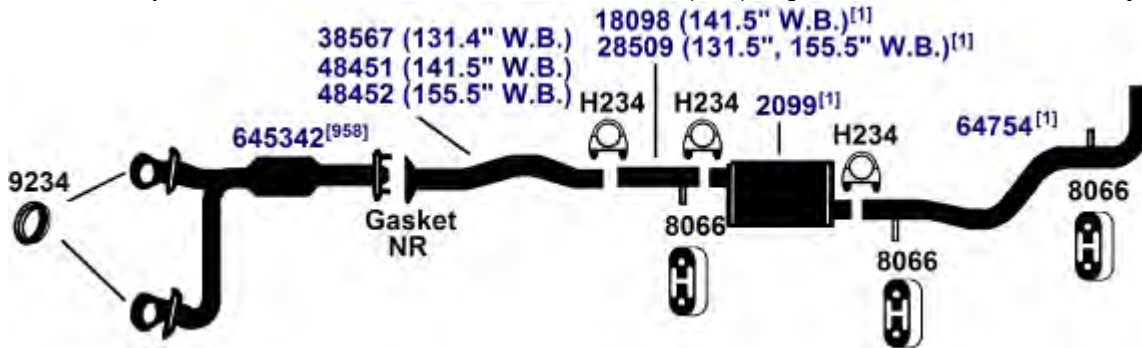
1979	8 Cyl.	G10/G1500, 110", 125" W.B., 305, 350 Engine, 1/2 Ton, with Converter	(21828)
1979	8 Cyl.	G20, G30/G2500, G3500; 110", 125" W.B., 350 Engine, 3/4-1 Ton, with Converter	



DIRECT FIT MSL/MAXIMUM Muffler... 700052, UNIVERSAL FIT MSL/MAXIMUM Muffler... 6505, Silentone DIY Muffler... 5508

CHEVROLET K10/1500, V10/1500 SERIES 4WD PICKUP

1994	6 Cyl.	K1500; 131.5", 141.5", 155.5" W.B.; 262 (4.3L) Engine; 4 W.D.; 1/2 Ton	(20713)
------	--------	--	---------



DIRECT FIT MSL/MAXIMUM Muffler... 700158, Silentone DIY Muffler... 5570

1994	6 Cyl.	K1500, 117.5" W.B.; 262 (4.3L) Engine; 4 W.D.; 1/2 Ton	(20714)
------	--------	--	---------



DIRECT FIT MSL/MAXIMUM Muffler... 700158, Silentone DIY Muffler... 5570

NA-Not Available. NR-Not Required. FL-Remove and Re-Use Old Flange. ● Golden Warehouse. O.E.-Original Equipment.
Airtube Kit [4948] may be required to complete installation. EFI-Electronic Fuel Injection.

[1] OE system was a welded assembly. It is recommended that all parts noted [1] should be replaced. [958] Federal & California Emission vehicles. Not legal for sale for vehicles licensed in California.

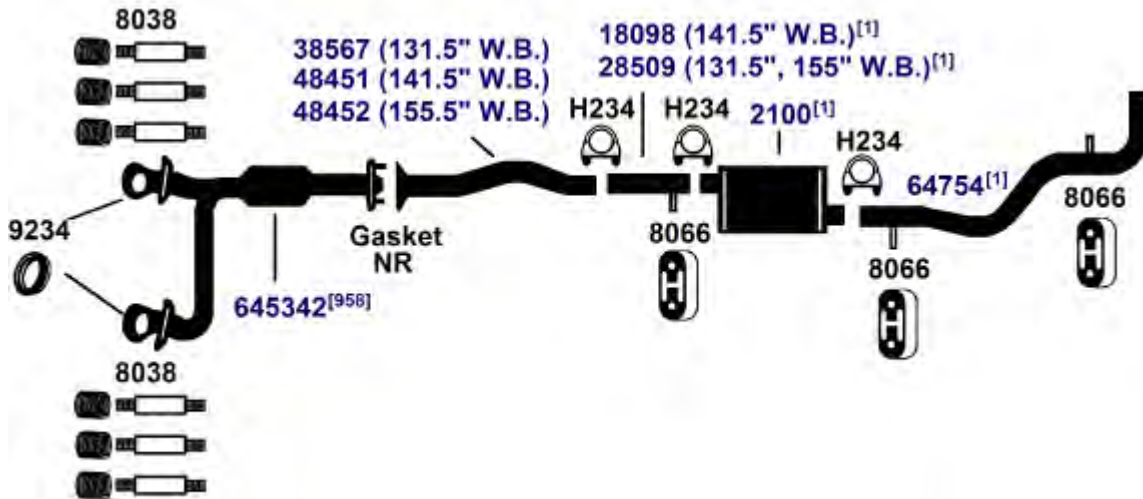
CHEVROLET K10/1500, V10/1500 SERIES 4WD PICKUP

(100531) 1994 8 Cyl. K1500; 155.5" W.B.; 395F Turbo Diesel Engine (6.5L); 4 W.D.; 1/2 Ton



DIRECT FIT MSL/MAXIMUM Muffler... 700336, Silentone DIY Muffler... 5571 and 8963 Connector

(22039) 1994 8 Cyl. K1500; 131.5", 141.5", 155.5" W.B.; 305H (5.0L), 350K (5.7L) Engine; 4 W.D.; 1/2 Ton



DIRECT FIT MSL/MAXIMUM Muffler... 700142, Silentone DIY Muffler... 5571 and 8961 Connector

NA-Not Available. NR-Not Required. FL-Remove and Re-Use Old Flange. ● Golden Warehouse. O.E.-Original Equipment.
Airtube Kit [4948] may be required to complete installation. EFI-Electronic Fuel Injection.

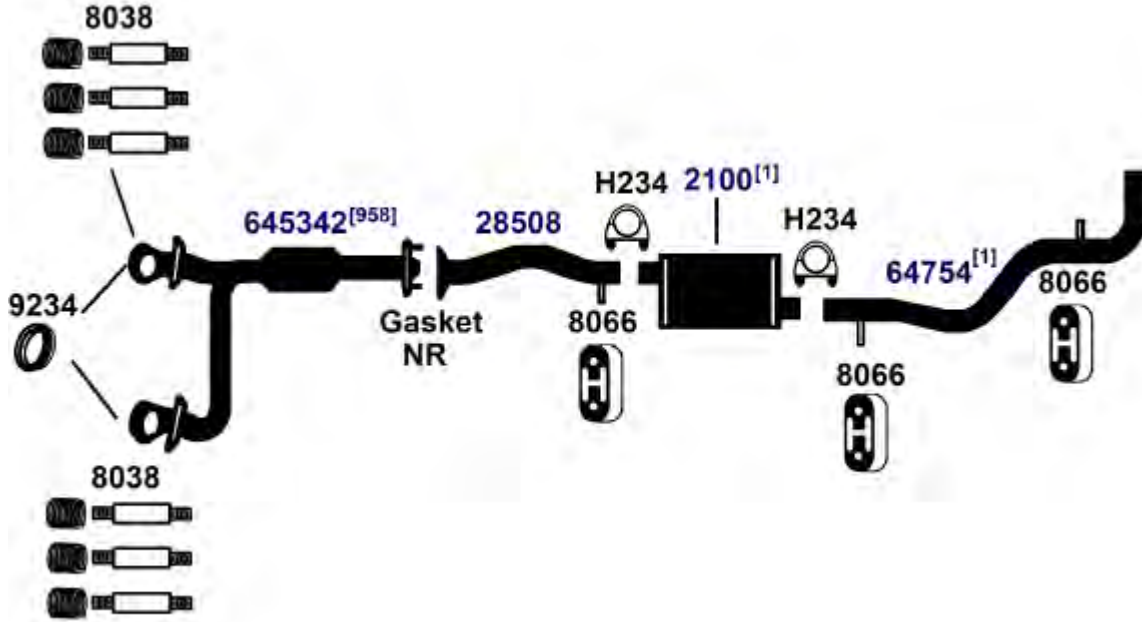
[1] OE system was a welded assembly. It is recommended that all parts noted [1] should be replaced.

[958] Federal & California Emission vehicles. Not legal for sale for vehicles licensed in California.

[98] Refer to current Catalytic Converter catalog or Website catalog for availability.

CHEVROLET K10/1500, V10/1500 SERIES 4WD PICKUP

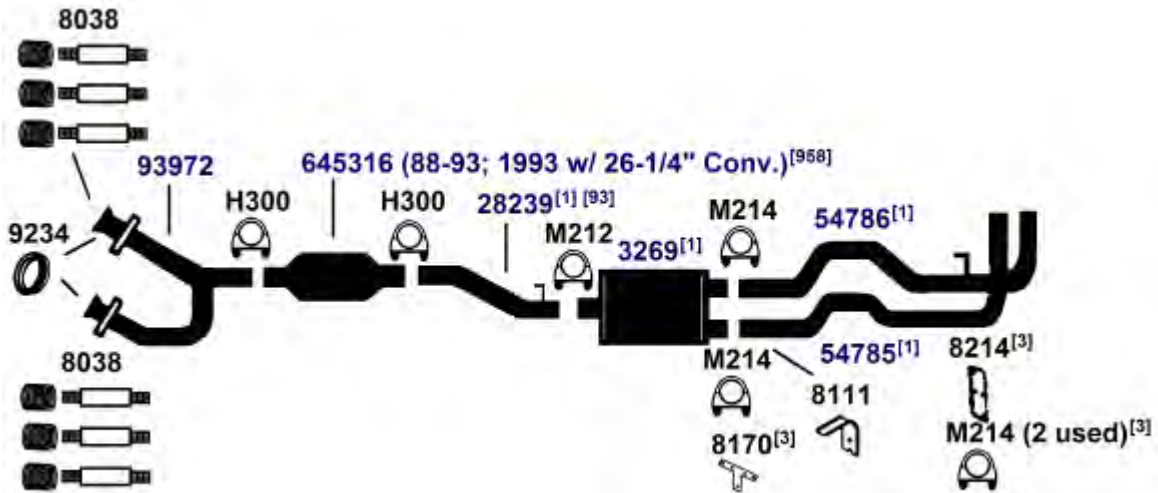
1994 8 Cyl. K1500; 117.5" W.B.; 305H, 350K Engine (5.0L, 5.7L); 4 W.D.; 1/2 Ton **(22040)**



DIRECT FIT MSL/MAXIMUM Muffler... 700142, Silentone DIY Muffler... 5571 and 8961 Connector

1993 8 Cyl. K1500; 117.5" W.B.; 350K Engine (5.7L); 4 W.D.; 1/2 Ton; except Closed **(22025)**

88-92 8 Cyl. K1500; 117.5" W.B.; 350K Engine (5.7L); 4 W.D.; 1/2 Ton; with 2 1/2" Muffler inlet



DIRECT FIT MSL/MAXIMUM Muffler... 700104, UNIVERSAL FIT MSL/MAXIMUM Muffler... 6557, 6576, Silentone DIY Muffler... 5542 and two 8911 Connectors and two M200 Clamps

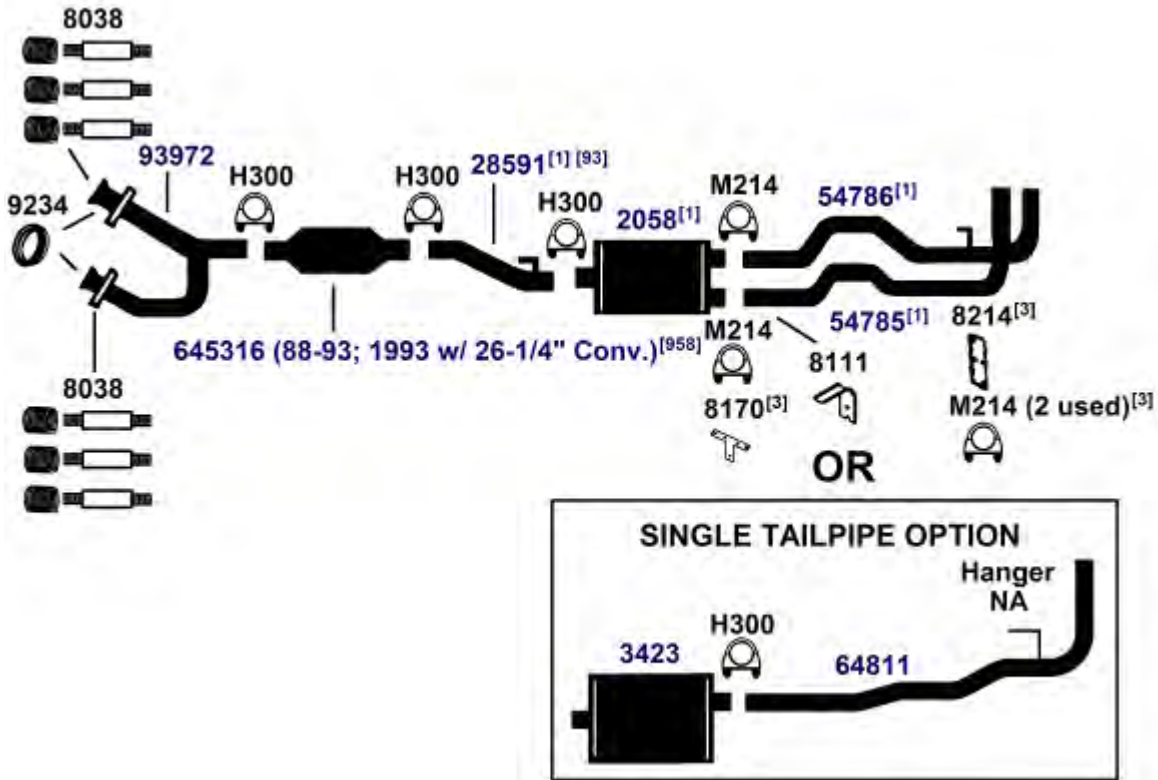
NA-Not Available. NR-Not Required. FL-Remove and Re-Use Old Flange. • Golden Warehouse. O.E.-Original Equipment.
Airtube Kit [4948] may be required to complete installation. EFI-Electronic Fuel Injection.

- [1] OE system was a welded assembly. It is recommended that all parts noted [1] should be replaced.
- [3] Required for installation.

- [93] Locating clip must be knocked off OEM converter for proper installation.
- [958] Federal & California Emission vehicles. Not legal for sale for vehicles licensed in California.

CHEVROLET K10/1500, V10/1500 SERIES 4WD PICKUP

(100071)	1993	8 Cyl.	K1500; 117.5" W.B.; 350K Engine (5.7L); 4 W.D.; 1/2 Ton; except Closed Coupled Exhaust [39] with 3" Muffler Inlet
	88-92	8 Cyl.	K1500; 117.5" W.B.; 350K Engine (5.7L); 4 W.D.; 1/2 Ton with 3" Muffler Inlet



DIRECT FIT MSL/MAXIMUM Muffler... Muffler (2058)- 6576, Muffler (3423)- 700126 (w/ Single Tailpipe Option), Silentone DIY Muffler... Muffler (3423)- 5568 (w/ Single Tailpipe Option)

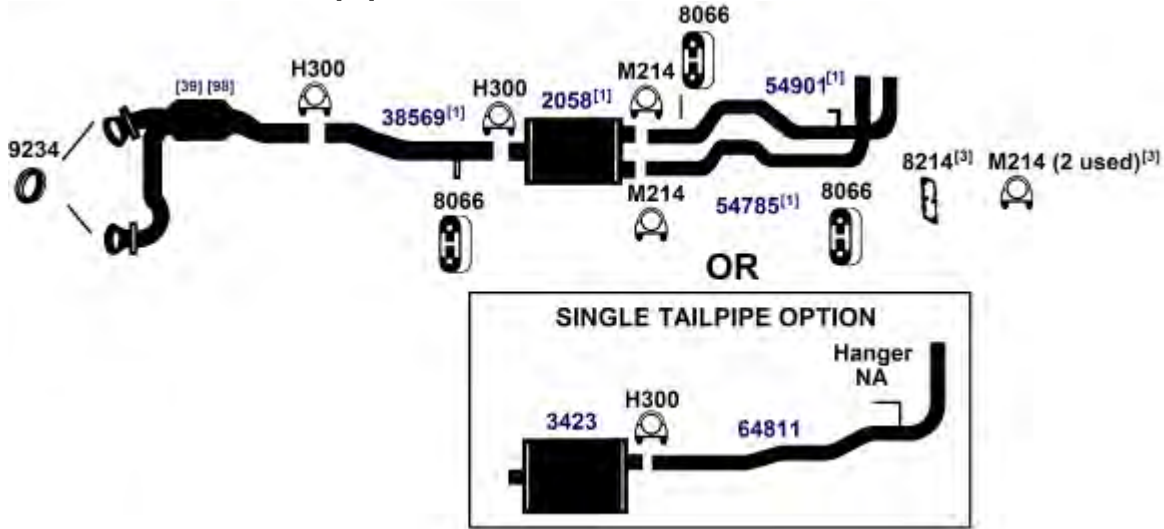
NA-Not Available. NR-Not Required. FL-Remove and Re-Use Old Flange. ● Golden Warehouse. O.E.-Original Equipment.
Airtube Kit [4948] may be required to complete installation. EFI-Electronic Fuel Injection.

- [1] OE system was a welded assembly. It is recommended that all parts noted [1] should be replaced.
- [3] Required for installation.

- [93] Locating clip must be knocked off OEM converter for proper installation.
- [958] Federal & California Emission vehicles. Not legal for sale for vehicles licensed in California.

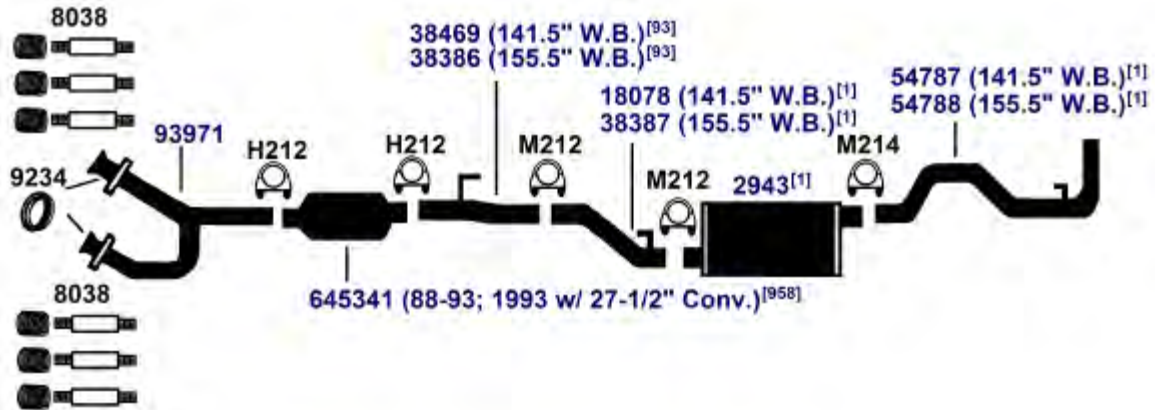
CHEVROLET K10/1500, V10/1500 SERIES 4WD PICKUP

1993 8 Cyl. K1500; 131.5" W.B.; 350K Engine (5.7L); 4 W.D.; 1/2 Ton; Closed Coupled Exhaust[39] **(22041)**



DIRECT FIT MSL/MAXIMUM Muffler... Muffler (2058)- 6576, Muffler (3423)- 700126 (w/ Single Tailpipe Option), Silentone DIY Muffler... Muffler (3423)- 5568 (w/ Single Tailpipe Option)

1993 8 Cyl. K1500; 141.5", 155.5" W.B.; 305H Engine (5.0L); 4 W.D.; 1/2 Ton; except Closed Coupled Exhaust [39] **(22021)**
 88-92 8 Cyl. K1500; 141.5", 155.5" W.B.; 305H Engine (5.0L); 4 W.D.; 1/2 Ton



DIRECT FIT MSL/MAXIMUM Muffler... 700051, UNIVERSAL FIT MSL/MAXIMUM Muffler... 6505, Silentone DIY Muffler... 5508

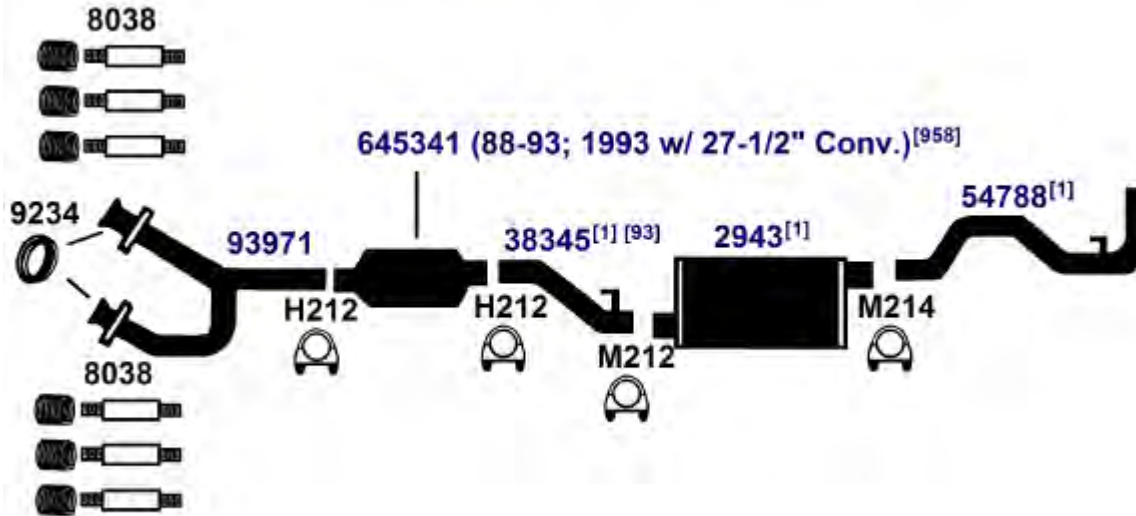
NA-Not Available. NR-Not Required. FL-Remove and Re-Use Old Flange. ● Golden Warehouse. O.E.-Original Equipment.
 # Airtube Kit [4948] may be required to complete installation. EFI-Electronic Fuel Injection.

[1] OE system was a welded assembly. It is recommended that all parts noted [1] should be replaced.
 [3] Required for installation.
 [39] Models with Closed Coupled Exhaust will have Catalytic Converter welded into front exhaust pipe.

[93] Locating clip must be knocked off OEM converter for proper installation.
 [98] Refer to current Catalytic Converter catalog or Website catalog for availability.
 [958] Federal & California Emission vehicles. Not legal for sale for vehicles licensed in California.

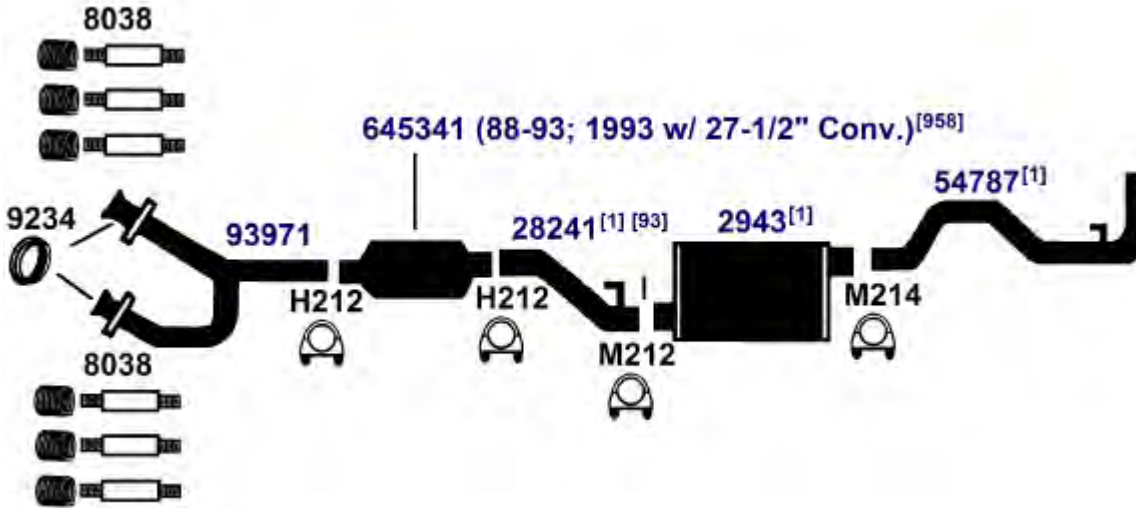
CHEVROLET K10/1500, V10/1500 SERIES 4WD PICKUP

(22023)	1993	8 Cyl.	K1500; 131.5" W.B.; 305H Engine (5.0L); 4 W.D.; 1/2 Ton; except Closed Coupled Exhaust [39]
	88-92	8 Cyl.	K1500; 131.5" W.B.; 305H Engine (5.0L); 4 W.D.; 1/2 Ton



DIRECT FIT MSL/MAXIMUM Muffler... 700051, UNIVERSAL FIT MSL/MAXIMUM Muffler... 6505, Silentone DIY Muffler... 5508

(22024)	1993	8 Cyl.	K1500; 117.5" W.B.; 305H Engine (5.0L); 4 W.D.; 1/2 Ton; except Closed Coupled Exhaust [39]
	88-92	8 Cyl.	K1500; 117.5" W.B.; 305H Engine (5.0L); 4 W.D.; 1/2 Ton



DIRECT FIT MSL/MAXIMUM Muffler... 700051, UNIVERSAL FIT MSL/MAXIMUM Muffler... 6505, Silentone DIY Muffler... 5508

NA-Not Available. NR-Not Required. FL-Remove and Re-Use Old Flange. ● Golden Warehouse. O.E.-Original Equipment.

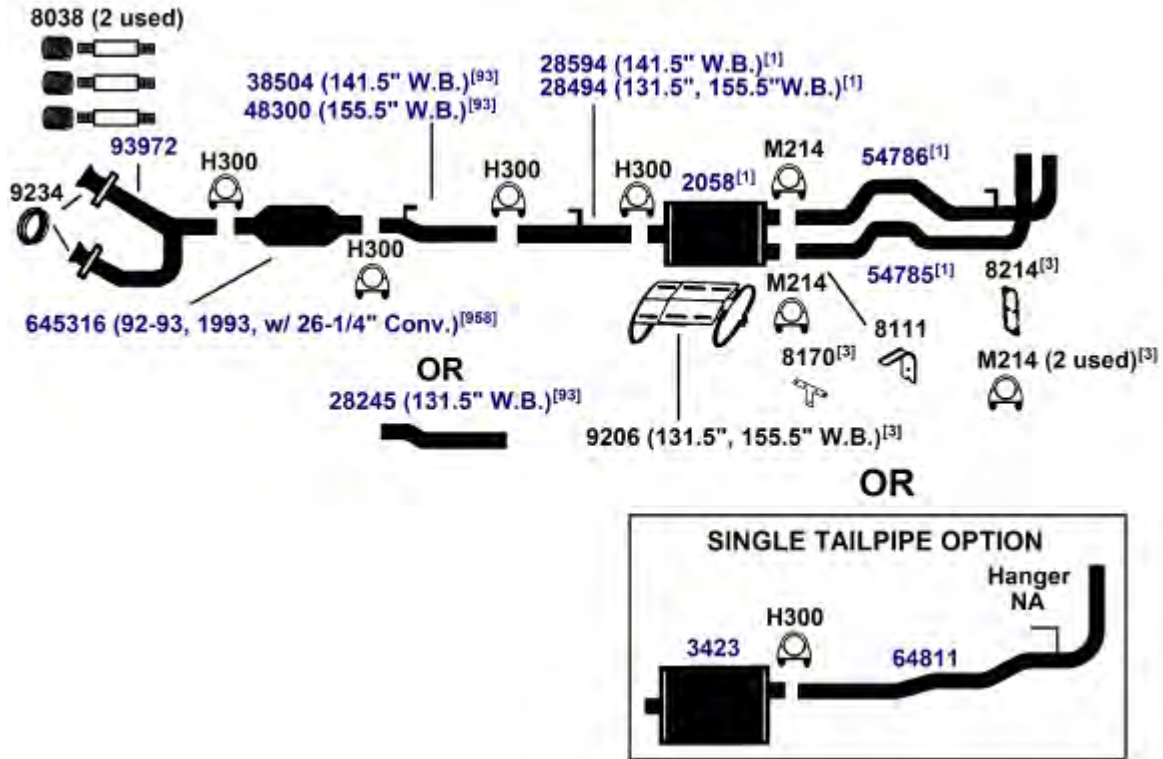
Airtube Kit [4948] may be required to complete installation. EFI-Electronic Fuel Injection.

[1] OE system was a welded assembly. It is recommended that all parts noted [1] should be replaced. [958] Federal & California Emission vehicles. Not legal for sale for vehicles licensed in California.

[93] Locating clip must be knocked off OEM converter for proper installation.

CHEVROLET K10/1500, V10/1500 SERIES 4WD PICKUP

1993	8 Cyl.	K1500; 131.5", 141.5", 155.5" W.B.; 350K Engine (5.7L); 4 W.D.; 1/2 Ton except (100070) Closed Coupled Exhaust [39] with 3" Muffler Inlet
1992	8 Cyl.	K1500; 131.5", 141.5", 155.5" W.B. 350K Engine (5.7L); 4 W.D.; 1/2 Ton with 3" Muffler Inlet



DIRECT FIT MSL/MAXIMUM Muffler... Muffler (2058)- 6576, Muffler (3423)- 700126 (w/ Single Tailpipe Option), Silentone DIY Muffler... Muffler (3423)- 5568 (w/ Single Tailpipe Option)

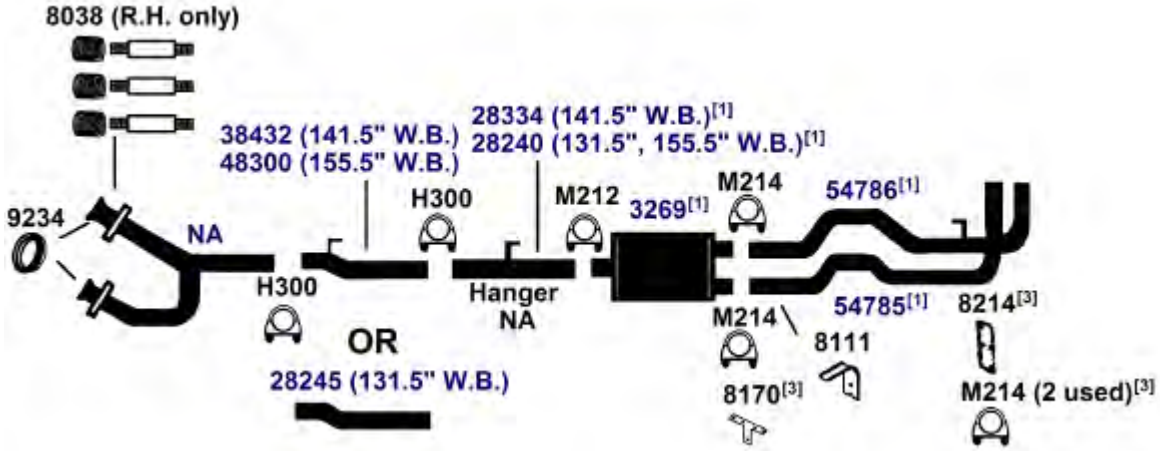
NA-Not Available. NR-Not Required. FL-Remove and Re-Use Old Flange. ● Golden Warehouse. O.E.-Original Equipment.
Airtube Kit [4948] may be required to complete installation. EFI-Electronic Fuel Injection.

- [1] OE system was a welded assembly. It is recommended that all parts noted [1] should be replaced.
- [3] Required for installation.

- [93] Locating clip must be knocked off OEM converter for proper installation.
- [958] Federal & California Emission vehicles. Not legal for sale for vehicles licensed in California.

CHEVROLET K10/1500, V10/1500 SERIES 4WD PICKUP

(22026)	1993	8 Cyl.	K1500; 131.5", 141.5", 155.5" W.B.; 379 Diesel Engine (6.2L); 4 W.D.; 1/2 Ton; with 2 1/2" Muffler Inlet
	88-92	8 Cyl.	K1500; 131.5", 141.5", 155.5" W.B.; 379 Diesel Engine (6.2L); 4 W.D.; 1/2 Ton; with 2 1/2" Muffler Inlet



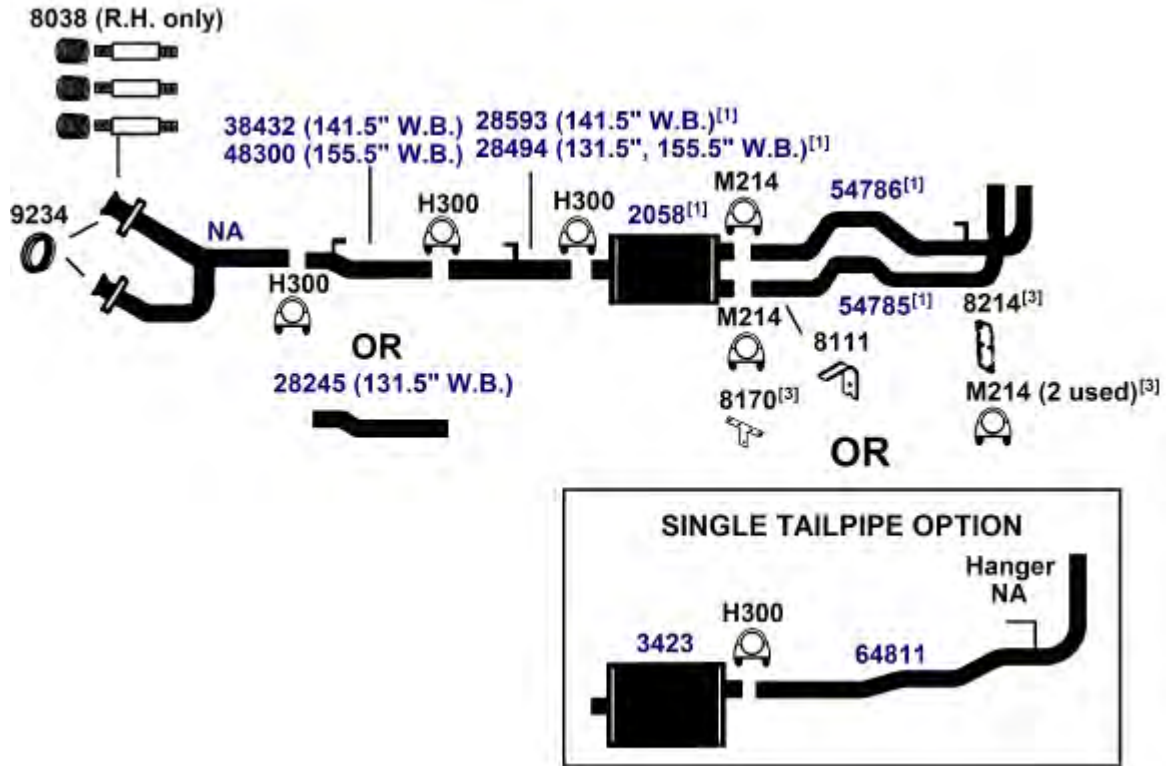
DIRECT FIT MSL/MAXIMUM Muffler... 700104, UNIVERSAL FIT MSL/MAXIMUM Muffler... 6557, 6576, Silentone DIY Muffler... 5542 and two 8911 Connectors and two M200 Clamps

NA-Not Available. NR-Not Required. FL-Remove and Re-Use Old Flange. ● Golden Warehouse. O.E.-Original Equipment.
 # Airtube Kit [4948] may be required to complete installation. EFI-Electronic Fuel Injection.

[1] OE system was a welded assembly. It is recommended that all parts noted [1] [3] Required for installation. should be replaced.

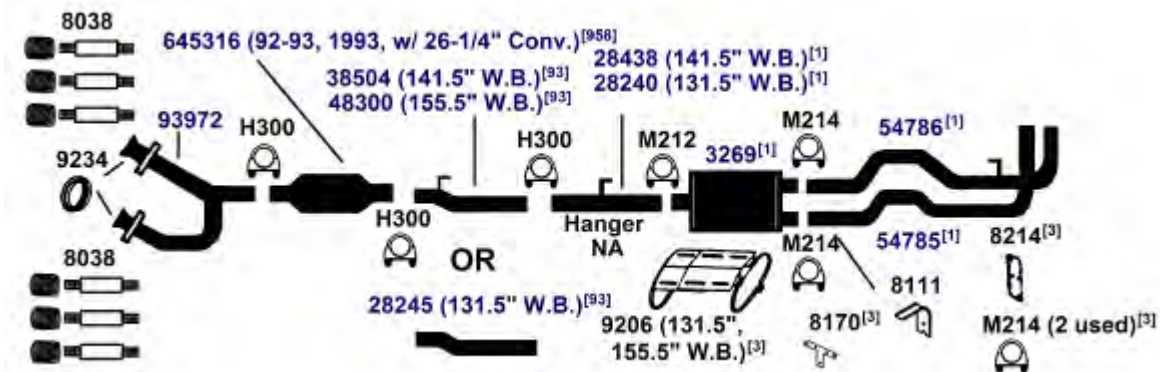
CHEVROLET K10/1500, V10/1500 SERIES 4WD PICKUP

1993	8 Cyl.	K1500; 131.5", 141.5", 155.5" W.B.; 379 Diesel Engine (6.2); 4 W.D.; 1/2 Ton; with 3" Muffler Inlet	(100072)
88-92	8 Cyl.	K1500; 131.5", 141.5", 155.5" W.B.; 379 Diesel Engine (6.2L); 4 W.D.; 1/2 Ton with 3" Muffler Inlet	



DIRECT FIT MSL/MAXIMUM Muffler... Muffler (2058)- 6576, Muffler (3423)- 700126 (w/ Single Tailpipe Option), Silentone DIY Muffler... Muffler (3423)- 5568 (w/ Single Tailpipe Option)

1993	8 Cyl.	K1500; 131.5", 141.5", 155.5" W.B.; 350K Engine (5.7L); 4 W.D.; 1/2 Ton; except Closed Coupled Exhaust [39], with 2 1/2" Muffler Inlet	(22037)
1992	8 Cyl.	K1500; 131.5", 141.5", 155.5" W.B.; 350K Engine (5.7L); 4 W.D.; 1/2 Ton; with 2 1/2" Muffler Inlet	



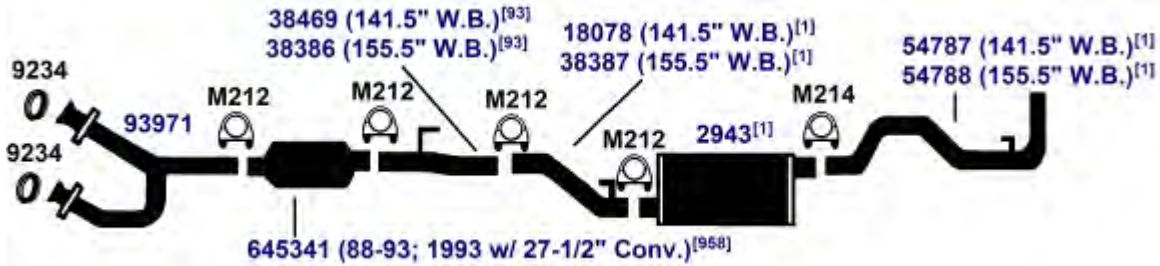
DIRECT FIT MSL/MAXIMUM Muffler... 700104, UNIVERSAL FIT MSL/MAXIMUM Muffler... 6557, 6576, Silentone DIY Muffler... 5542 and two 8911 Connectors and two M200 Clamps

NA-Not Available. NR-Not Required. FL-Remove and Re-Use Old Flange. ● Golden Warehouse. O.E.-Original Equipment.
Airtube Kit [4948] may be required to complete installation. EFI-Electronic Fuel Injection.

- [1] OE system was a welded assembly. It is recommended that all parts noted [1] should be replaced.
- [2] Locating clip must be knocked off OEM converter for proper installation.
- [3] Required for installation.
- [93] Federal & California Emission vehicles. Not legal for sale for vehicles licensed in California.
- [958]

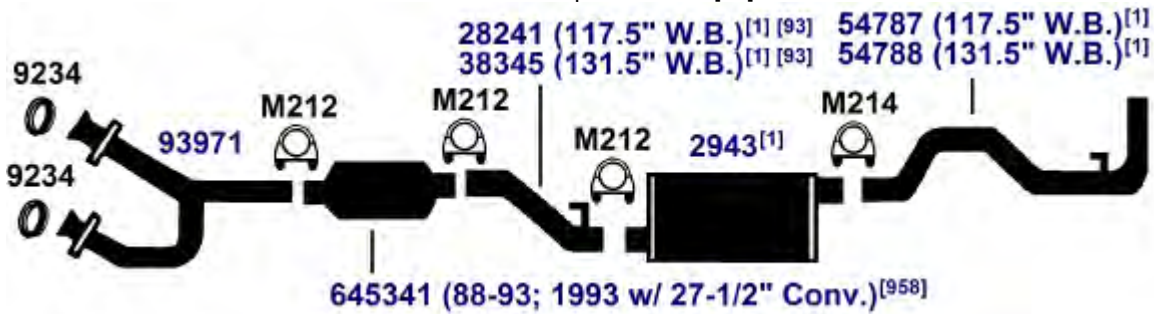
CHEVROLET K10/1500, V10/1500 SERIES 4WD PICKUP

(20710)	89-93	6 Cyl.	K1500; 141.5" W.B.; 262 (4.3L) Engine; 4 W.D.; 1/2 Ton; except 1993 Closed Coupled Exhaust [39]
	88-93	6 Cyl.	K1500; 155.5" W.B.; 262 (4.3L) Engine; 4 W.D.; 1/2 Ton; except 1993 Closed Coupled Exhaust [39]



DIRECT FIT MSL/MAXIMUM Muffler... 700051, UNIVERSAL FIT MSL/MAXIMUM Muffler... 6505, Silentone DIY Muffler... 5508

(20712)	88-93	6 Cyl.	K1500; 117.5", 131.5" W.B.; 262 (4.3L) Engine; 4 W.D.; 1/2 Ton; except 1993 Closed Coupled Exhaust[39]
----------------	-------	--------	--



DIRECT FIT MSL/MAXIMUM Muffler... 700051, UNIVERSAL FIT MSL/MAXIMUM Muffler... 6505, Silentone DIY Muffler... 5508

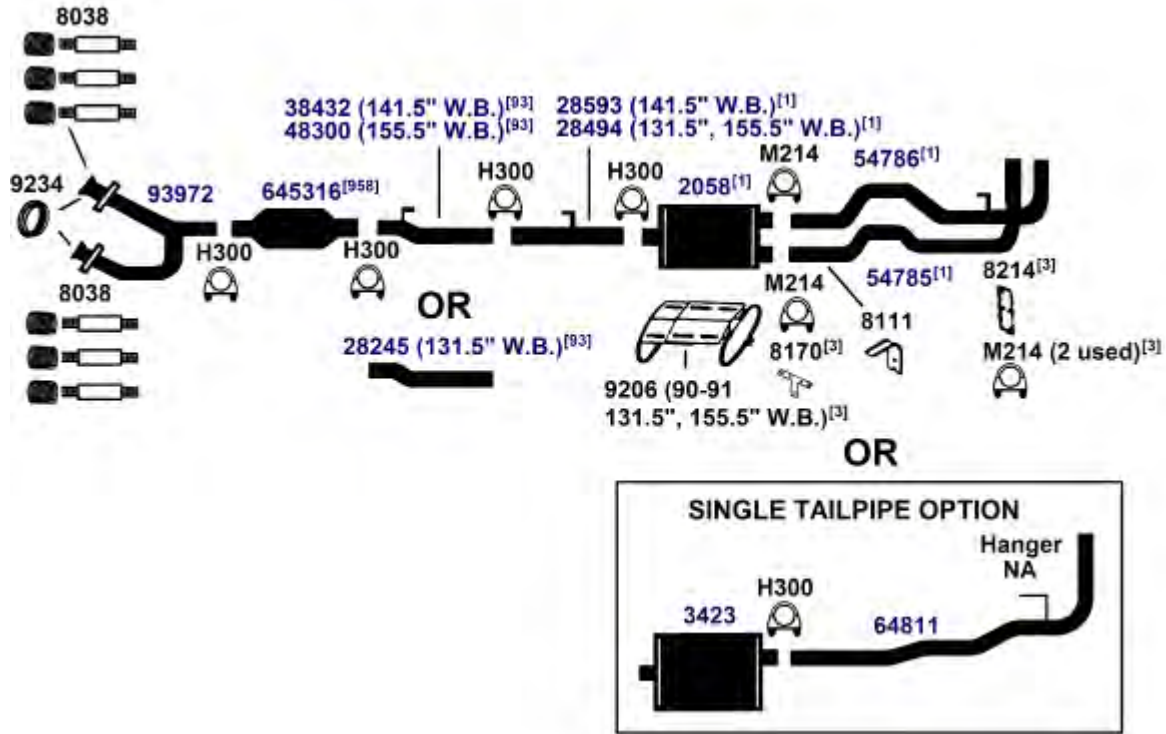
NA-Not Available. NR-Not Required. FL-Remove and Re-Use Old Flange. ● Golden Warehouse. O.E.-Original Equipment.
Airtube Kit [4948] may be required to complete installation. EFI-Electronic Fuel Injection.

[1] OE system was a welded assembly. It is recommended that all parts noted [1] should be replaced. [958] Federal & California Emission vehicles. Not legal for sale for vehicles licensed in California.

[93] Locating clip must be knocked off OEM converter for proper installation.

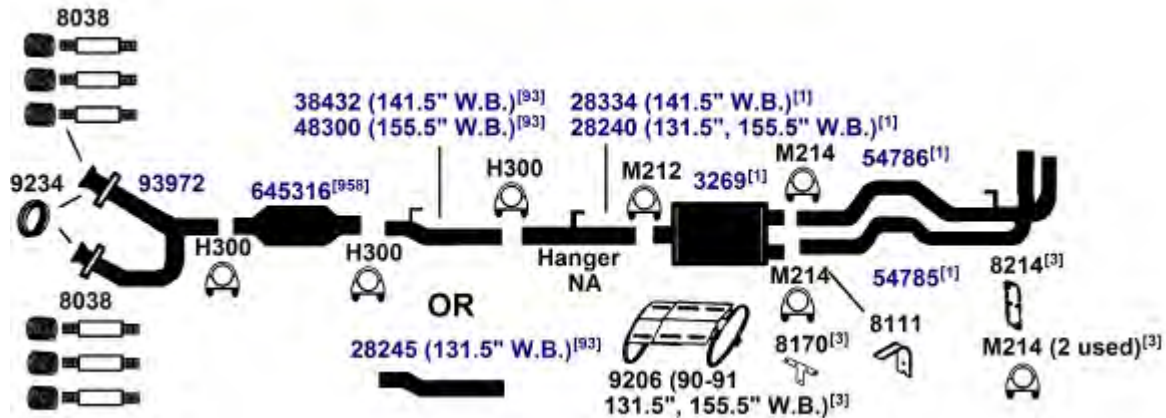
CHEVROLET K10/1500, V10/1500 SERIES 4WD PICKUP

88-91 8 Cyl. K1500; 131.5", 141.5", 155.5" W.B.; 350K Engine (5.7L); 4 W.D.; 1/2 Ton with 3" **(100074)**
Muffler Inlet



DIRECT FIT MSL/MAXIMUM Muffler... Muffler (2058)- 6576, Muffler (3423)- 700126 (w/ Single Tailpipe Option), Silentone DIY Muffler... Muffler (3423)- 5568 (w/ Single Tailpipe Option)

88-91 8 Cyl. K1500; 131.5", 141.5", 155.5" W.B.; 350K Engine (5.7L); 4 W.D.; 1/2 Ton; with 2" **(22022)**
1/2" Muffler Inlet



DIRECT FIT MSL/MAXIMUM Muffler... 700104, UNIVERSAL FIT MSL/MAXIMUM Muffler... 6557, 6576, Silentone DIY Muffler... 5542 and two 8911 Connectors and two M200 Clamps

NA-Not Available. NR-Not Required. FL-Remove and Re-Use Old Flange. ● Golden Warehouse. O.E.-Original Equipment.
Airtube Kit [4948] may be required to complete installation. EFI-Electronic Fuel Injection.

- [1] OE system was a welded assembly. It is recommended that all parts noted [1] should be replaced.
- [2] Locating clip must be knocked off OEM converter for proper installation.
- [3] Required for installation.
- [93] Locating clip must be knocked off OEM converter for proper installation.
- [958] Federal & California Emission vehicles. Not legal for sale for vehicles licensed in California.

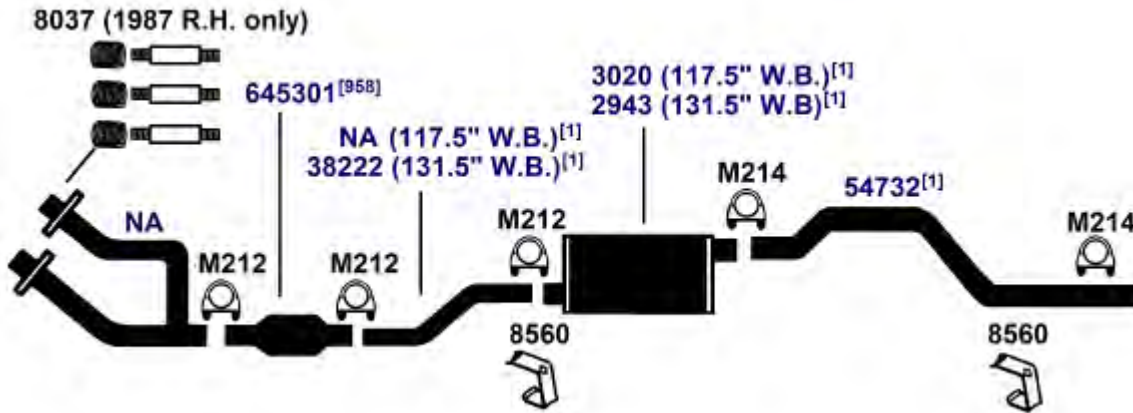
CHEVROLET K10/1500, V10/1500 SERIES 4WD PICKUP

(20708)

1987
85-86

6 Cyl.
6 Cyl.

V10/V1500; 117.5", 131.5" W.B.; 262 (4.3L) Engine; 4 W.D.; 1/2 Ton
K10/K1500; 117.5", 131.5" W.B.; 262 (4.3L) Engine; 4 W.D.; 1/2 Ton



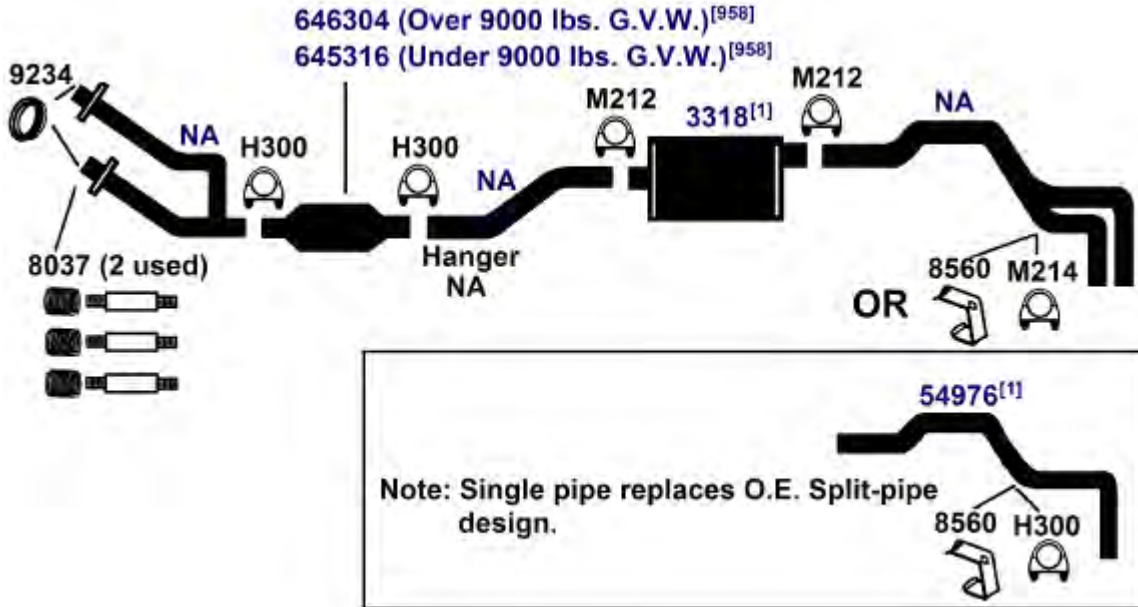
DIRECT FIT MSL/MAXIMUM Muffler... 117.5" W.B.- 6505, 131.5" W.B.- 700051, UNIVERSAL FIT MSL/MAXIMUM Muffler... 117.5" W.B.- 6505, 131.5" W.B.- 6505, Silentone DIY Muffler... 117.5" W.B.- 5508, 131.5" W.B.- 5508

(22038)

1987

8 Cyl.

V10/V1500; 117.5" W.B.; 350K Engine (5.7L); 4 W.D.; 1/2 Ton



DIRECT FIT MSL/MAXIMUM Muffler... 700109, UNIVERSAL FIT MSL/MAXIMUM Muffler... 6532, 6595, 709998, Silentone DIY Muffler... 5550

NA-Not Available. NR-Not Required. FL-Remove and Re-Use Old Flange. ● Golden Warehouse. O.E.-Original Equipment.
Airtube Kit [4948] may be required to complete installation. EFI-Electronic Fuel Injection.

[1] OE system was a welded assembly. It is recommended that all parts noted [1] should be replaced. [958] Federal & California Emission vehicles. Not legal for sale for vehicles licensed in California.

CHEVROLET K10/1500, V10/1500 SERIES 4WD PICKUP

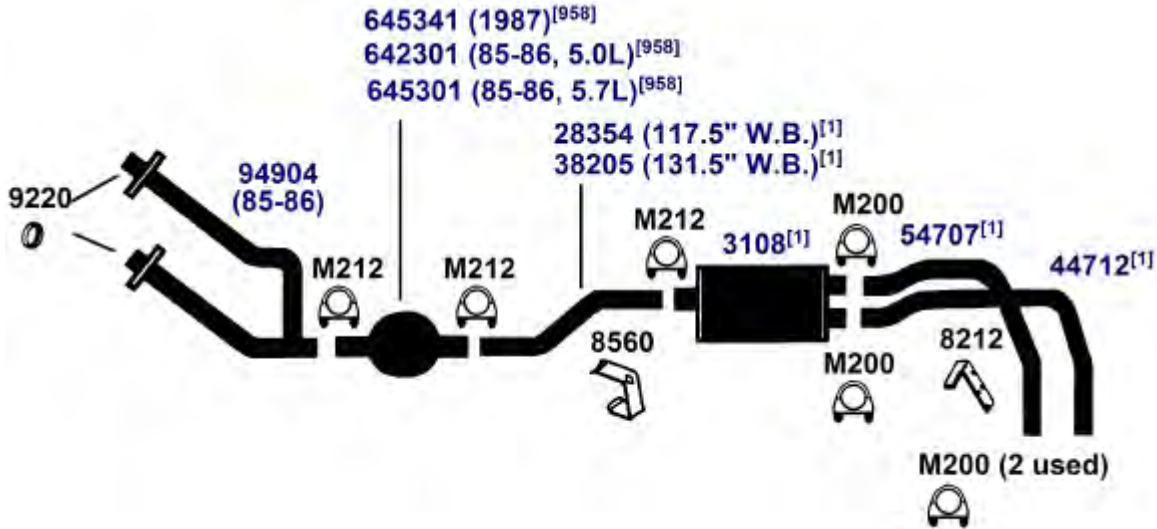
1987 8 Cyl. V10/V1500; 131.5" W.B.; 350K Engine (5.7L); 4 W.D.; 1/2 Ton **(22032)**



DIRECT FIT MSL/MAXIMUM Muffler... 700109, UNIVERSAL FIT MSL/MAXIMUM Muffler... 6532, 6595, 709998, Silentone DIY Muffler... 5550

1987 8 Cyl. V10/V1500; 117.5", 131.5" W.B.; 305H Engine (5.0L); 4 W.D.; except Suburban, 1/2 Ton **(22019)**

85-86 8 Cyl. K10/K1500; 117.5", 131.5" W.B.; 305H, 350L Engine (5.0L, 5.7L), 4 W.D.; except Suburban, 1/2 Ton



DIRECT FIT MSL/MAXIMUM Muffler... 6557, Silentone DIY Muffler... 5542 and two 8907 Adapters and two M200 Clamps

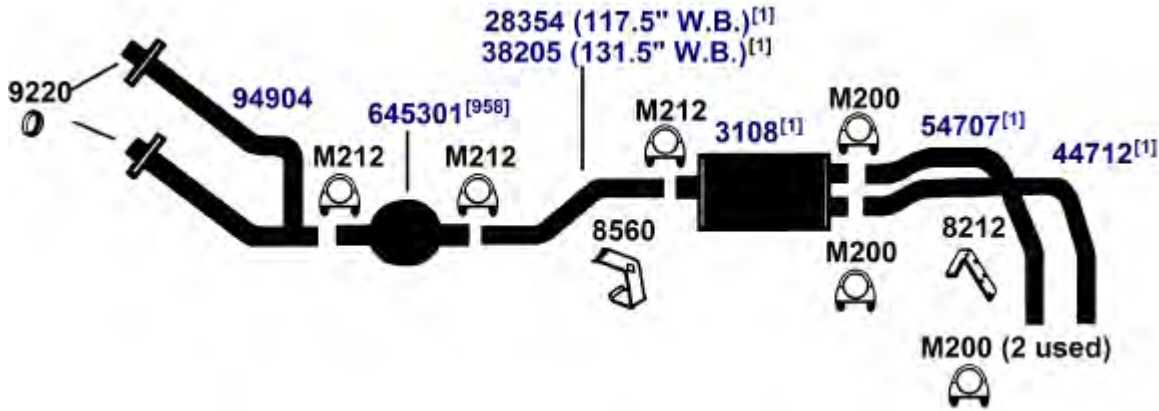
NA-Not Available. NR-Not Required. FL-Remove and Re-Use Old Flange. ● Golden Warehouse. O.E.-Original Equipment.
Airtube Kit [4948] may be required to complete installation. EFI-Electronic Fuel Injection.

[1] OE system was a welded assembly. It is recommended that all parts noted [1] should be replaced.
[3] Required for installation.

[93] Locating clip must be knocked off OEM converter for proper installation.
[958] Federal & California Emission vehicles. Not legal for sale for vehicles licensed in California.

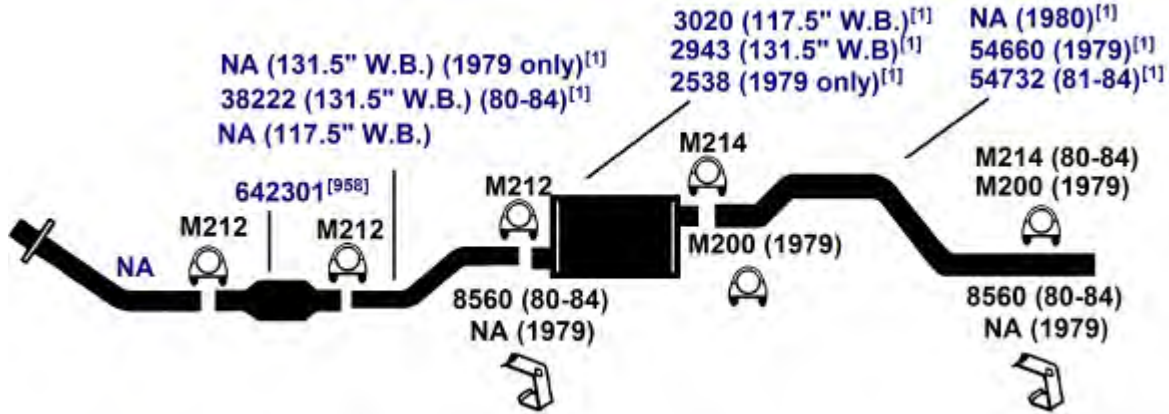
CHEVROLET K10/1500, V10/1500 SERIES 4WD PICKUP

(22019E) 83-84 8 Cyl. K10/K1500; 117.5", 131.5" W.B.; 305H, 350L Engine (5.0L, 5.7L), 4 W.D.; except Suburban, 1/2 Ton



DIRECT FIT MSL/MAXIMUM Muffler... 6557, Silentone DIY Muffler... 5542 and two 8907 Adapters and two M200 Clamps

(20706) 79-84 6 Cyl. K10/K1500, 117.5", 131.5" W.B., 250 Engine, 4 W.D., 1/2 Ton



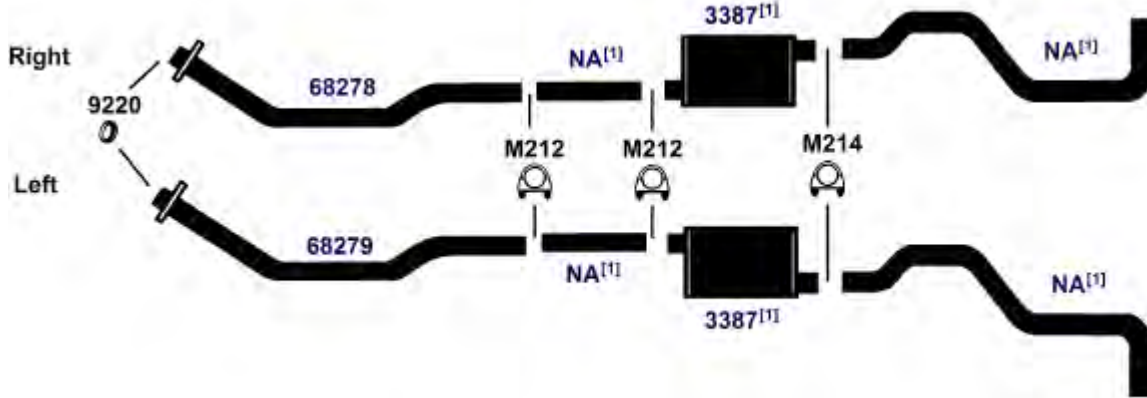
DIRECT FIT MSL/MAXIMUM Muffler... (80-84) 117.5" W.B.- 6505 (1979 only), (80-84) 131.5" W.B.- 700051, UNIVERSAL FIT MSL/MAXIMUM Muffler... (80-84) 131.5" W.B.- 6505 (80-84), Silentone DIY Muffler... (80-84) 117.5" W.B.- 5512 (1979 only), (80-84) 131.5" W.B.- 5508 (80-84)

NA-Not Available. NR-Not Required. FL-Remove and Re-Use Old Flange. ● Golden Warehouse. O.E.-Original Equipment.
Airtube Kit [4948] may be required to complete installation. EFI-Electronic Fuel Injection.

[1] OE system was a welded assembly. It is recommended that all parts noted [1] should be replaced. [958] Federal & California Emission vehicles. Not legal for sale for vehicles licensed in California.

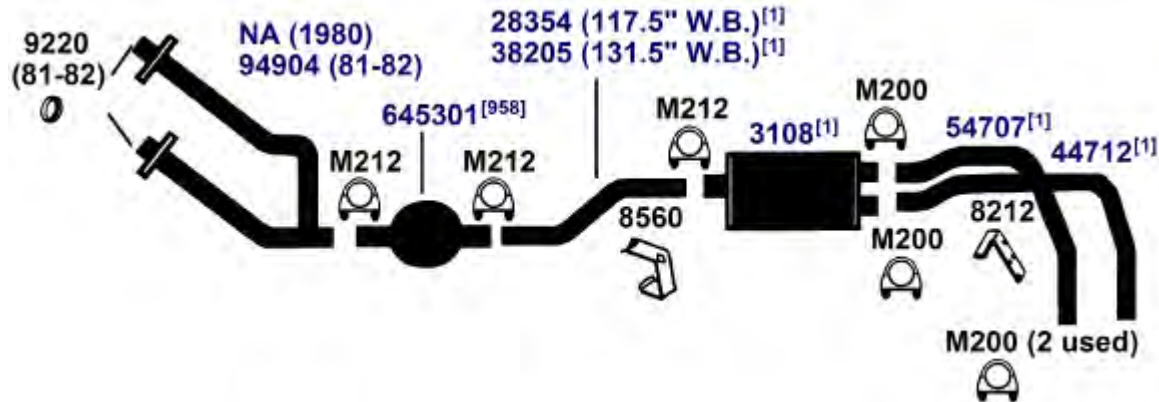
CHEVROLET K10/1500, V10/1500 SERIES 4WD PICKUP

82-83 8 Cyl. K10/K1500, 131.5" W.B., 379 Diesel Engine (6.2L), 4W.D., 1/2 Ton **(22027)**



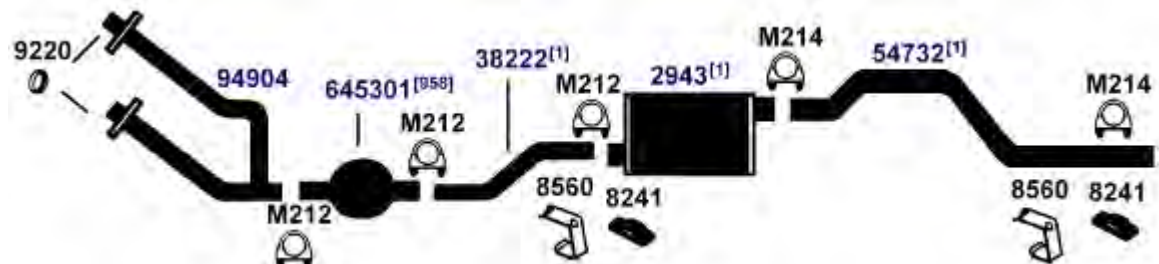
DIRECT FIT MSL/MAXIMUM Muffler... Left 700361, Right 700361, UNIVERSAL FIT MSL/MAXIMUM Muffler... Left 6505, Right 6505

80-82 8 Cyl. K10/K1500, 117.5", 131.5" W.B., 305H, 350 Lt. Duty Engine (LS9), with Converter, 4 W.D., 1/2 Ton **(22017)**



DIRECT FIT MSL/MAXIMUM Muffler... 6557, Silentone DIY Muffler... 5542 and two 8907 Adapters and two M200 Clamps

1981 8 Cyl. K10/K1500, 117.5", 131.5" W.B., 350L Engine, 4 W.D., 1/2 Ton, California Models **(22014)**



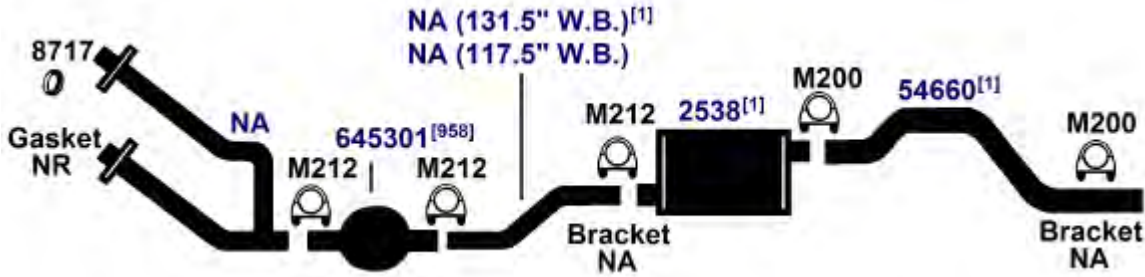
DIRECT FIT MSL/MAXIMUM Muffler... 700051, UNIVERSAL FIT MSL/MAXIMUM Muffler... 6505, Silentone DIY Muffler... 5508

NA-Not Available. NR-Not Required. FL-Remove and Re-Use Old Flange. ● Golden Warehouse. O.E.-Original Equipment.
Airtube Kit [4948] may be required to complete installation. EFI-Electronic Fuel Injection.

[1] OE system was a welded assembly. It is recommended that all parts noted [1] should be replaced. [958] Federal & California Emission vehicles. Not legal for sale for vehicles licensed in California.

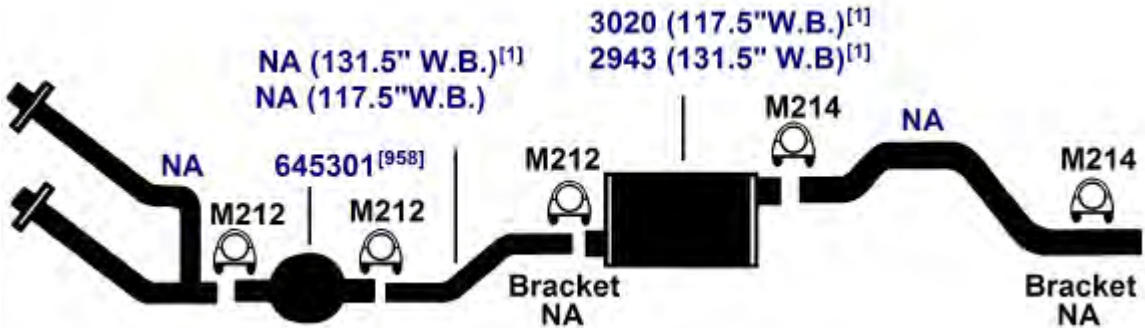
CHEVROLET K10/1500, V10/1500 SERIES 4WD PICKUP

(22011) 1979 8 Cyl. K10/K1500, 117.5", 131.5" W.B., 350 Engine, 4 W.D., 1/2 Ton



DIRECT FIT MSL/MAXIMUM Muffler... 6505, Silentone DIY Muffler... 5512

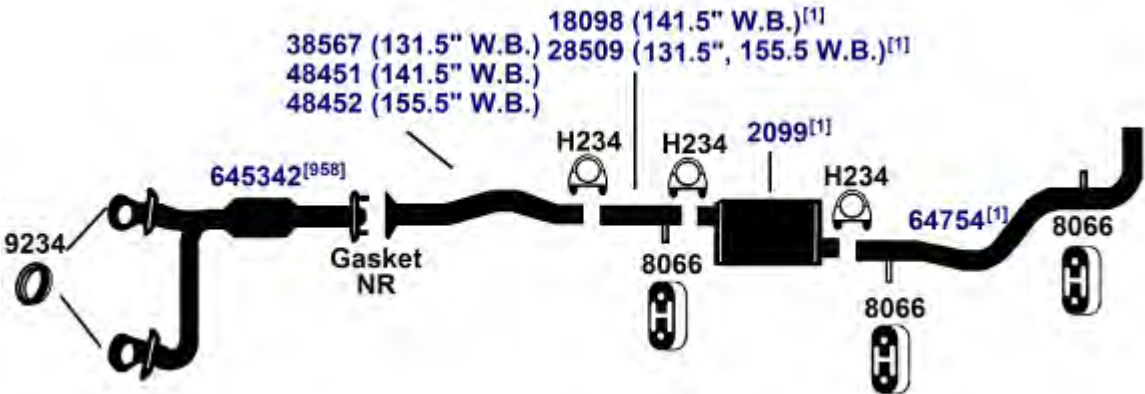
(22010) 1979 8 Cyl. K10/K1500, 117.5", 131.5" W.B., 400 Engine, 4 W.D., 1/2 Ton



DIRECT FIT MSL/MAXIMUM Muffler... 131.5" W.B.- 700051, UNIVERSAL FIT MSL/MAXIMUM Muffler... 131.5" W.B.- 6505, 117.5" W.B.- 6505, Silentone DIY Muffler... 131.5" W.B.- 5508, 117.5" W.B.- 5508

CHEVROLET K20/2500, V20/2500 SERIES 4WD PICKUP

(21017) 1994 6 Cyl. K2500; 131.5", 141.5", 155.5" W.B.; 262 (4.3L) Engine; 4 W.D.; 3/4 Ton; (under 8600 lbs. G.V.W.)



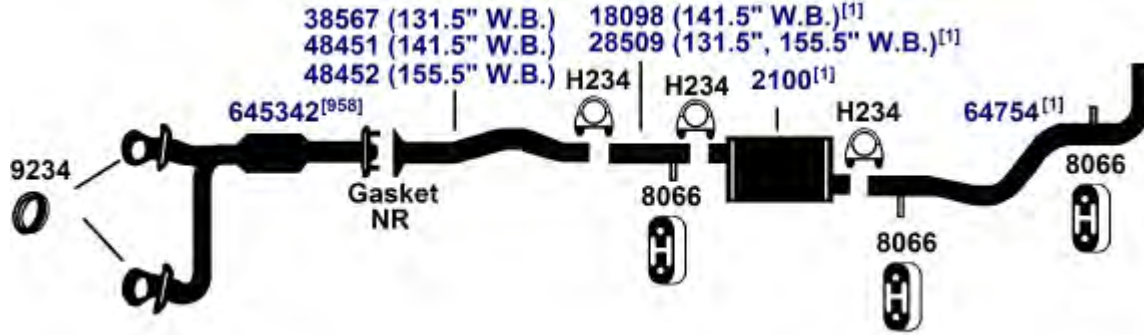
DIRECT FIT MSL/MAXIMUM Muffler... 700158, Silentone DIY Muffler... 5570

NA-Not Available. NR-Not Required. FL-Remove and Re-Use Old Flange. ● Golden Warehouse. O.E.-Original Equipment.
Airtube Kit [4948] may be required to complete installation. EFI-Electronic Fuel Injection.

[1] OE system was a welded assembly. It is recommended that all parts noted [1] should be replaced. [958] Federal & California Emission vehicles. Not legal for sale for vehicles licensed in California.

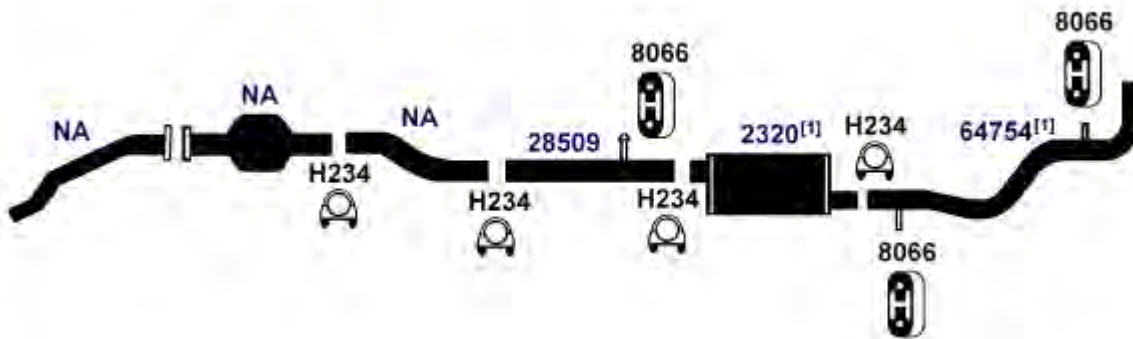
CHEVROLET K20/2500, V20/2500 SERIES 4WD PICKUP

1994 8 Cyl. K2500; 131.5", 141.5", 155.5" W.B.; 305H, 350K Engine (5.0L, 5.7L); 4 W.D.; 3/4 Ton; (To 8500 lbs. G.V.W.) **(22354)**



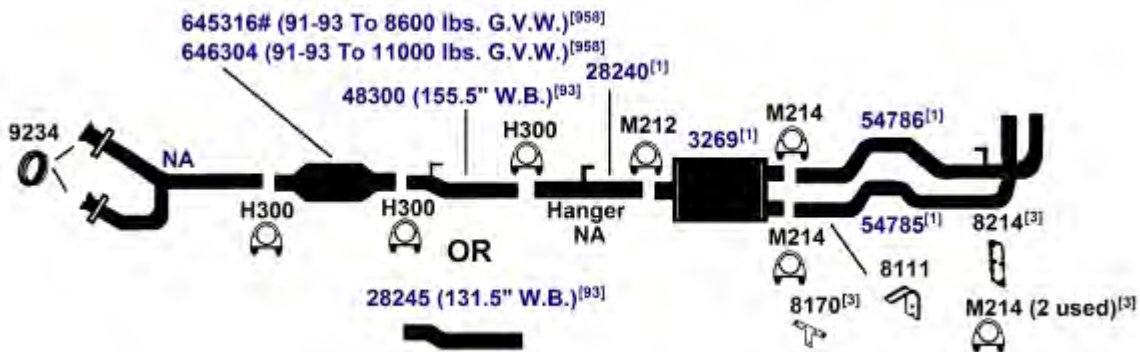
DIRECT FIT MSL/MAXIMUM Muffler... 700142, Silentone DIY Muffler... 5571 and 8961 Connector

1994 8 Cyl. K2500; 155.5" W.B.; 395F Turbo Diesel Engine (6.5L); 4 W.D.; 3/4 Ton **(100533)**



DIRECT FIT MSL/MAXIMUM Muffler... 700336, Silentone DIY Muffler... 5571 and 8963 Connector

91-94 8 Cyl. K2500; 131.5", 155.5" W.B.; 350K Engine (5.7L); 4 W.D.; 3/4 Ton; Over 8500 lbs. G.V.W., with 2 1/2" Muffler Inlet **(100540)**



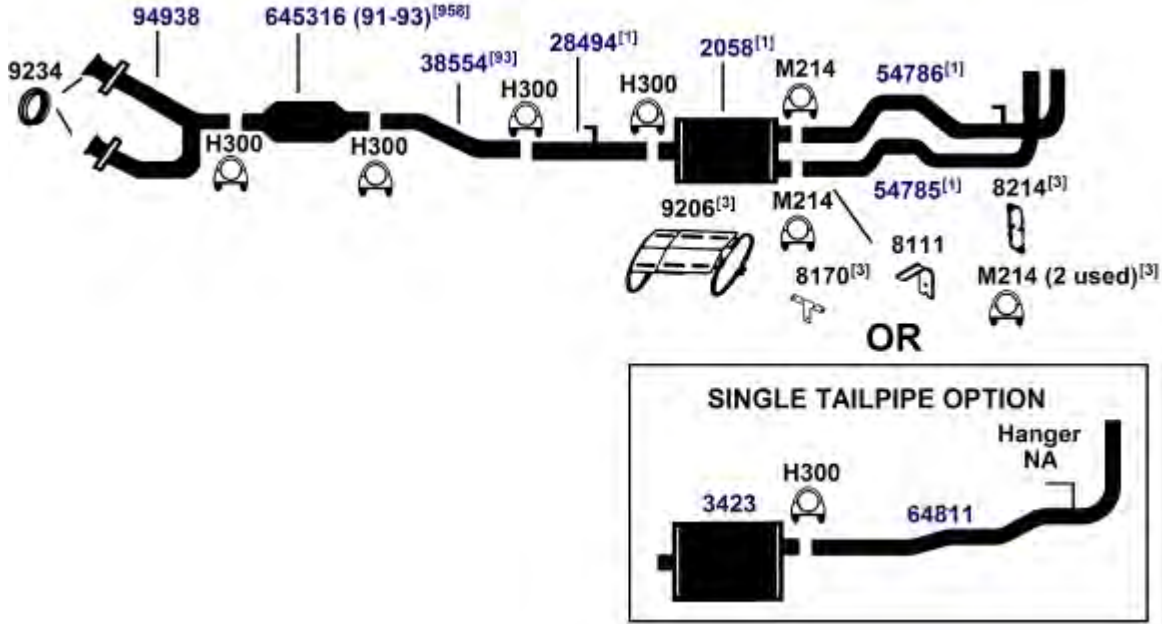
DIRECT FIT MSL/MAXIMUM Muffler... 700104, UNIVERSAL FIT MSL/MAXIMUM Muffler... 6557, 6576, Silentone DIY Muffler... 5542 and two 8911 Connectors and two M200 Clamps

NA-Not Available. NR-Not Required. FL-Remove and Re-Use Old Flange. ● Golden Warehouse. O.E.-Original Equipment.
Airtube Kit [4948] may be required to complete installation. EFI-Electronic Fuel Injection.

- [1] OE system was a welded assembly. It is recommended that all parts noted [1] should be replaced.
- [3] Required for installation.
- [93] Locating clip must be knocked off OEM converter for proper installation.
- [98] Refer to current Catalytic Converter catalog or Website catalog for availability.
- [958] Federal & California Emission vehicles. Not legal for sale for vehicles licensed in California.

CHEVROLET K20/2500, V20/2500 SERIES 4WD PICKUP

(22351) 91-94 8 Cyl. K2500; 155.5" W.B.; 350K Engine (5.7L); 4 W.D.; 3/4 Ton; (To 8500 lbs. G.V.W.)



DIRECT FIT MSL/MAXIMUM Muffler... Muffler (2058)- 6576, Muffler (3423)- 700126 (w/ Single Tailpipe Option), Silentone DIY Muffler... Muffler (3423)- 5568 (w/ Single Tailpipe Option)

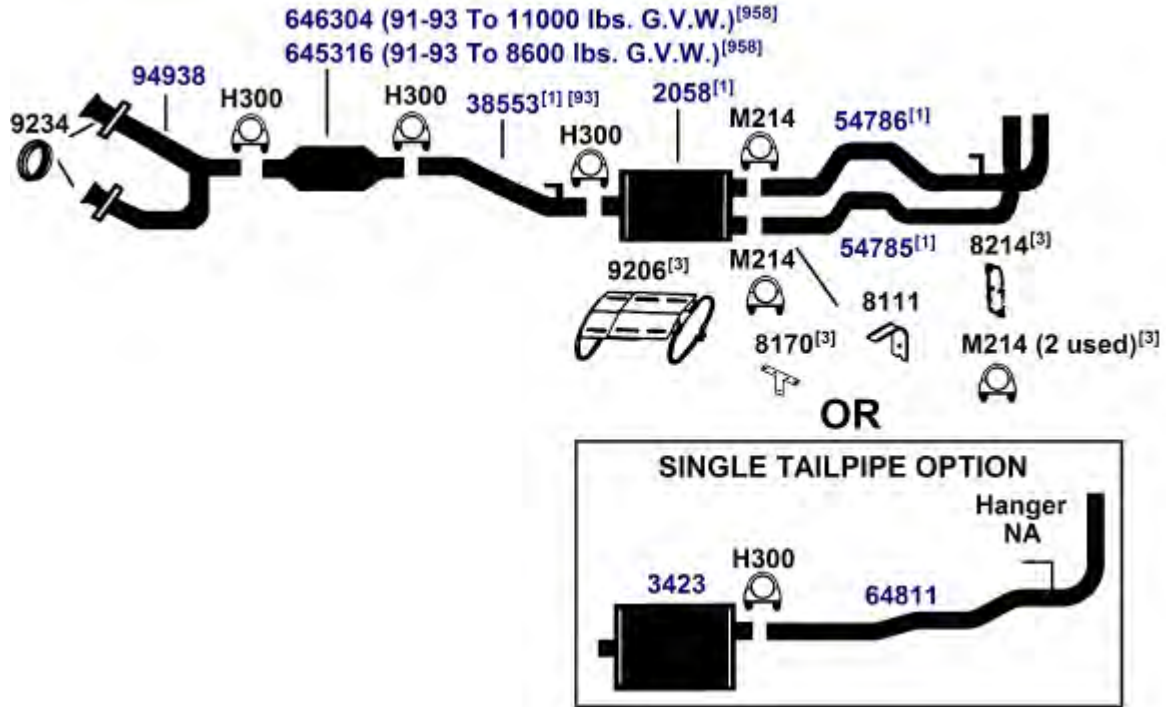
NA-Not Available. NR-Not Required. FL-Remove and Re-Use Old Flange. ● Golden Warehouse. O.E.-Original Equipment.
Airtube Kit [4948] may be required to complete installation. EFI-Electronic Fuel Injection.

- [1] OE system was a welded assembly. It is recommended that all parts noted [1] should be replaced.
- [3] Required for installation.

- [93] Locating clip must be knocked off OEM converter for proper installation.
- [958] Federal & California Emission vehicles. Not legal for sale for vehicles licensed in California.

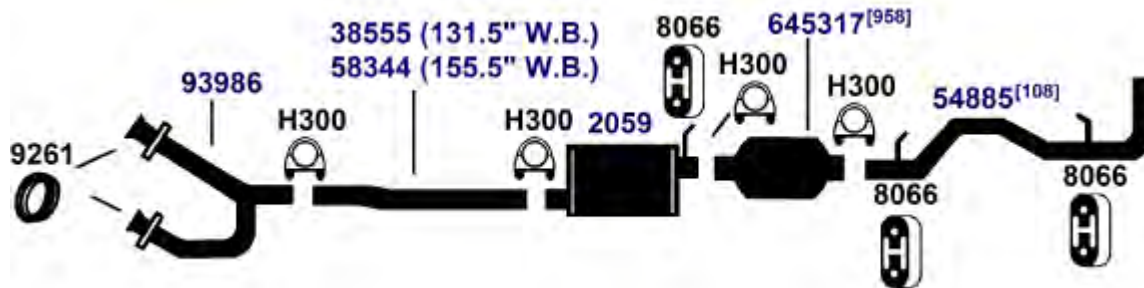
CHEVROLET K20/2500, V20/2500 SERIES 4WD PICKUP

91-94 8 Cyl. K2500; 131.5" W.B.; 350K Engine (5.7L); 4 W.D.; 3/4 Ton; (Over 8500 lbs. G.V.W.) **(22352)**



DIRECT FIT MSL/MAXIMUM Muffler... Muffler (2058)- 6576, Muffler (3423)- 700126 (w/ Single Tailpipe Option), Silentone DIY Muffler... Muffler (3423)- 5568 (w/ Single Tailpipe Option)

91-94 8 Cyl. K2500; 131.5", 155.5" W.B.; 454 Engine (7.4L); 4 W.D.; 3/4 Ton; (To 8500 lbs. G.V.W.) **(22348)**

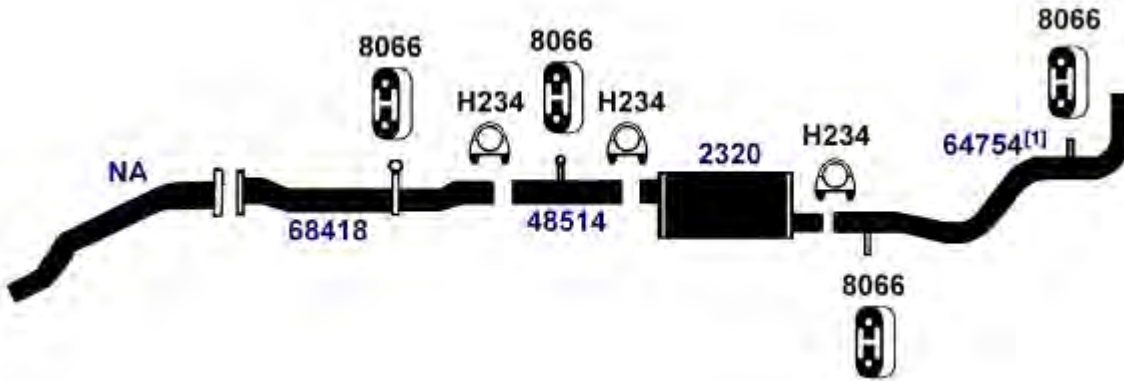


NA-Not Available. NR-Not Required. FL-Remove and Re-Use Old Flange. ● Golden Warehouse. O.E.-Original Equipment.
Airtube Kit [4948] may be required to complete installation. EFI-Electronic Fuel Injection.

- [1] OE system was a welded assembly. It is recommended that all parts noted [1] should be replaced.
- [3] Required for installation.
- [93] Locating clip must be knocked off OEM converter for proper installation.
- [108] If replacing O.E. exhaust system, first cut tail pipe on vehicle 2 1/2" behind converter to tail pipe weld.
- [958] Federal & California Emission vehicles. Not legal for sale for vehicles licensed in California.

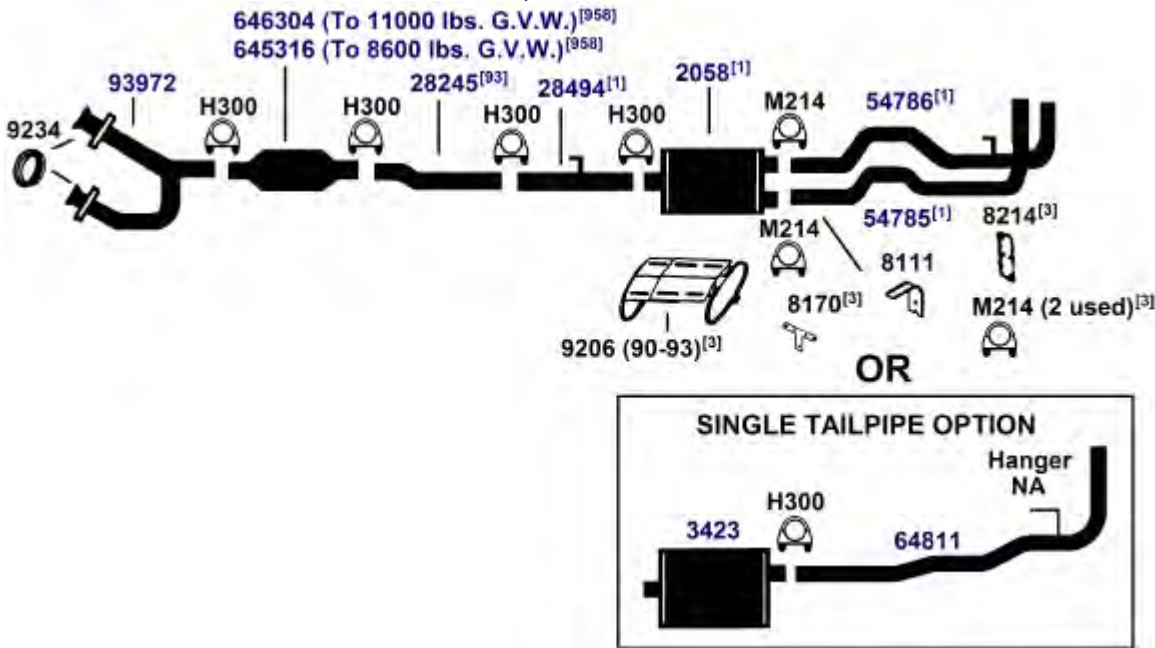
CHEVROLET K20/2500, V20/2500 SERIES 4WD PICKUP

(100537) 1993 8 Cyl. K2500; 155.5" W.B.; 395F Turbo Diesel Engine (6.5L); 4 W.D.; 3/4 Ton; (Over 8500 lbs. G.V.W.)



DIRECT FIT MSL/MAXIMUM Muffler... 700336, Silentone DIY Muffler... 5571 and 8963 Connector

(100084) 1993 8 Cyl. K2500; 131.5" W.B.; 350K Engine (5.7L); 4 W.D.; 3/4 Ton; (To 8500 lbs. G.V.W.); except Closed Coupled Exhaust [39] with 3" Muffler Inlet
 88-92 8 Cyl. K2500; 131.5" W.B.; 350K Engine (5.7L); 4 W.D.; 3/4 Ton; (To 8500 lbs. G.V.W.) (91-92) with 3" Muffler Inlet
 88-90 8 Cyl. K2500; 131.5" W.B.; 350K Engine (5.7L); 4 W.D.; 3/4 Ton; (over 8500 lbs. G.V.W.) with 3" Muffler Inlet



DIRECT FIT MSL/MAXIMUM Muffler... Muffler (2058)- 6576, Muffler (3423)- 700126 (w/ Single Tailpipe Option), Silentone DIY Muffler... Muffler (3423)- 5568 (w/ Single Tailpipe Option)

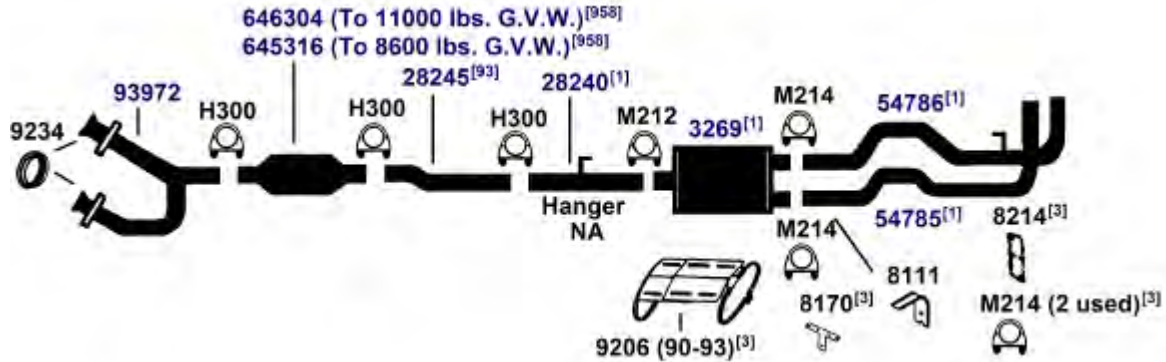
NA-Not Available. NR-Not Required. FL-Remove and Re-Use Old Flange. ● Golden Warehouse. O.E.-Original Equipment.
 # Airtube Kit [4948] may be required to complete installation. EFI-Electronic Fuel Injection.

[1] OE system was a welded assembly. It is recommended that all parts noted [1] should be replaced.
 [3] Required for installation.

[93] Locating clip must be knocked off OEM converter for proper installation.
 [958] Federal & California Emission vehicles. Not legal for sale for vehicles licensed in California.

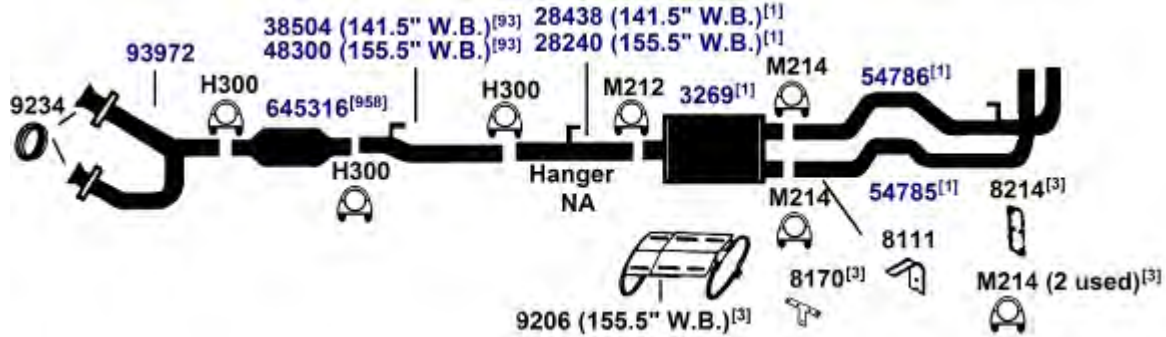
CHEVROLET K20/2500, V20/2500 SERIES 4WD PICKUP

1993	8 Cyl.	K2500; 131.5" W.B.; 350K Engine (5.7L); 4 W.D.; 3/4 Ton; (To 8500 lbs. G.V.W.); except Closed Coupled Exhaust [39], with 2 1/2" Muffler Inlet	(22334)
88-92	8 Cyl.	K2500; 131.5" W.B.; 350K Engine (5.7L); 4 W.D.; 3/4 Ton; (To 8500 lbs. G.V.W.) (91-92), with 2 1/2" Muffler Inlet	
88-90	8 Cyl.	K2500; 131.5" W.B.; 350K Engine (5.7L); 4 W.D.; 3/4 Ton; (over 8600 lbs. G.V.W.) with 2 1/2" Muffler Inlet	



DIRECT FIT MSL/MAXIMUM Muffler... 700104, UNIVERSAL FIT MSL/MAXIMUM Muffler... 6557, 6576, Silentone DIY Muffler... 5542 and two 8911 Connectors and two M200 Clamps

1993	8 Cyl.	K2500; 141.5", 155.5" W.B.; 350K Engine (5.7L); 4 W.D.; 3/4 Ton; (To 8500 lbs. G.V.W.); except Closed Coupled Exhaust [39], with 2 1/2" Muffler Inlet	(22346)
1992	8 Cyl.	K2500; 141.5", 155.5" W.B.; 350K Engine (5.7L); 4 W.D.; 3/4 Ton; (To 8500 lbs. G.V.W.) with 2 1/2" Muffler Inlet	



DIRECT FIT MSL/MAXIMUM Muffler... 700104, UNIVERSAL FIT MSL/MAXIMUM Muffler... 6557, 6576, Silentone DIY Muffler... 5542 and two 8911 Connectors and two M200 Clamps

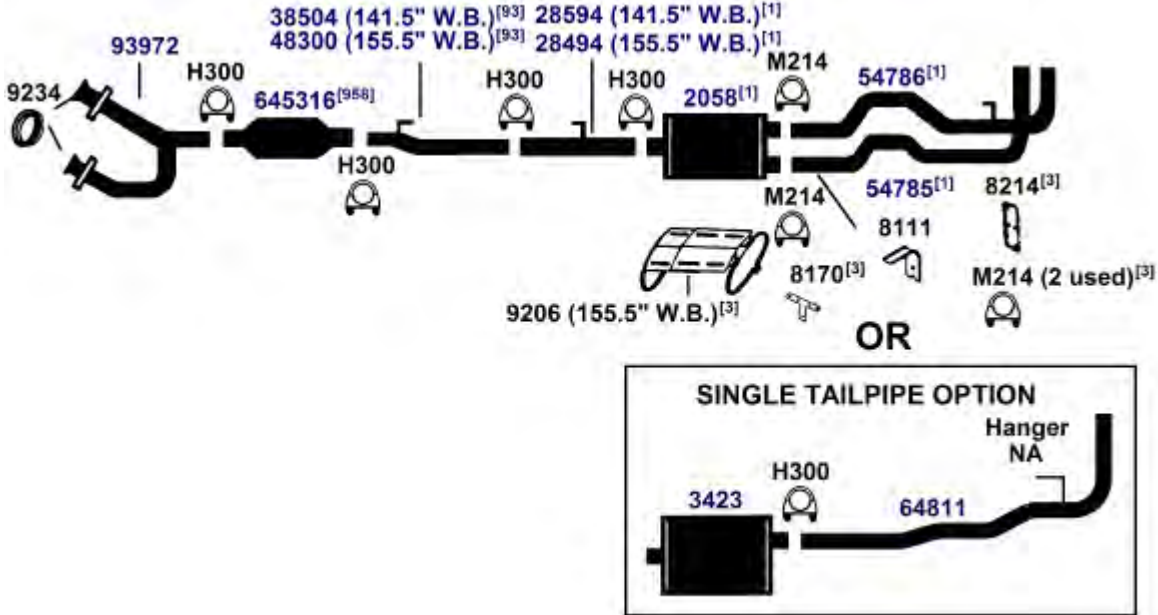
NA-Not Available. NR-Not Required. FL-Remove and Re-Use Old Flange. ● Golden Warehouse. O.E.-Original Equipment.
Airtube Kit [4948] may be required to complete installation. EFI-Electronic Fuel Injection.

[1] OE system was a welded assembly. It is recommended that all parts noted [1] should be replaced.
[3] Required for installation.

[93] Locating clip must be knocked off OEM converter for proper installation.
[958] Federal & California Emission vehicles. Not legal for sale for vehicles licensed in California.

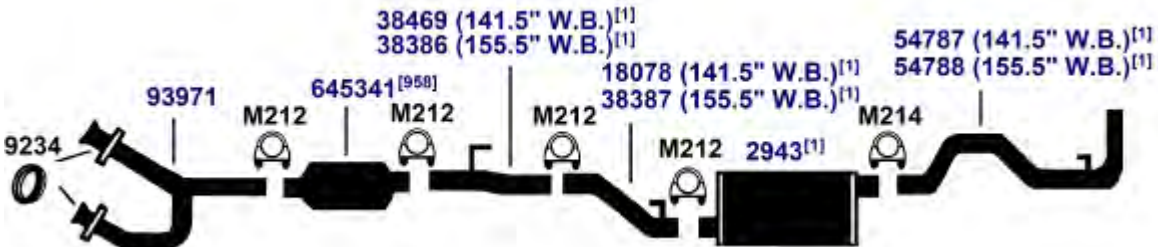
CHEVROLET K20/2500, V20/2500 SERIES 4WD PICKUP

(100083)	1993	8 Cyl.	K2500; 141.5", 155.5" W.B.; 350K Engine (5.7L); 4 W.D.; 3/4 Ton; (To 8500 lbs. G.V.W.); except Closed Coupled Exhaust [39] with 3" Muffler Inlet
	1992	8 Cyl.	K2500; 141.5", 155.5" W.B.; 350K Engine (5.7L); 4 W.D.; 3/4 Ton; (To 8500 lbs. G.V.W.) with 3" Muffler Inlet



DIRECT FIT MSL/MAXIMUM Muffler... Muffler (2058)- 6576, Muffler (3423)- 700126 (w/ Single Tailpipe Option), Silentone DIY Muffler... Muffler (3423)- 5568 (w/ Single Tailpipe Option)

(22335)	1993	8 Cyl.	K2500; 141.5", 155.5" W.B.; 305H Engine (5.0L); 4 W.D.; 3/4 Ton; except Closed Coupled Exhaust [39]
	88-92	8 Cyl.	K2500; 141.5", 155.5" W.B.; 305H Engine (5.0L); 4 W.D.; 3/4 Ton



DIRECT FIT MSL/MAXIMUM Muffler... 700051, UNIVERSAL FIT MSL/MAXIMUM Muffler... 6505, Silentone DIY Muffler... 5508

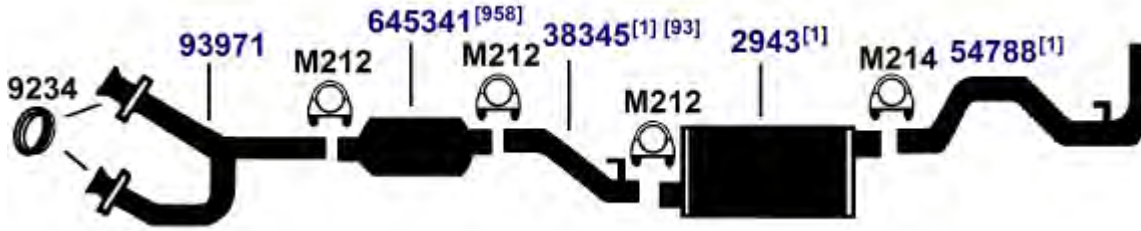
NA-Not Available. NR-Not Required. FL-Remove and Re-Use Old Flange. ● Golden Warehouse. O.E.-Original Equipment.
Airtube Kit [4948] may be required to complete installation. EFI-Electronic Fuel Injection.

- [1] OE system was a welded assembly. It is recommended that all parts noted [1] should be replaced.
[3] Required for installation.

- [93] Locating clip must be knocked off OEM converter for proper installation.
[958] Federal & California Emission vehicles. Not legal for sale for vehicles licensed in California.

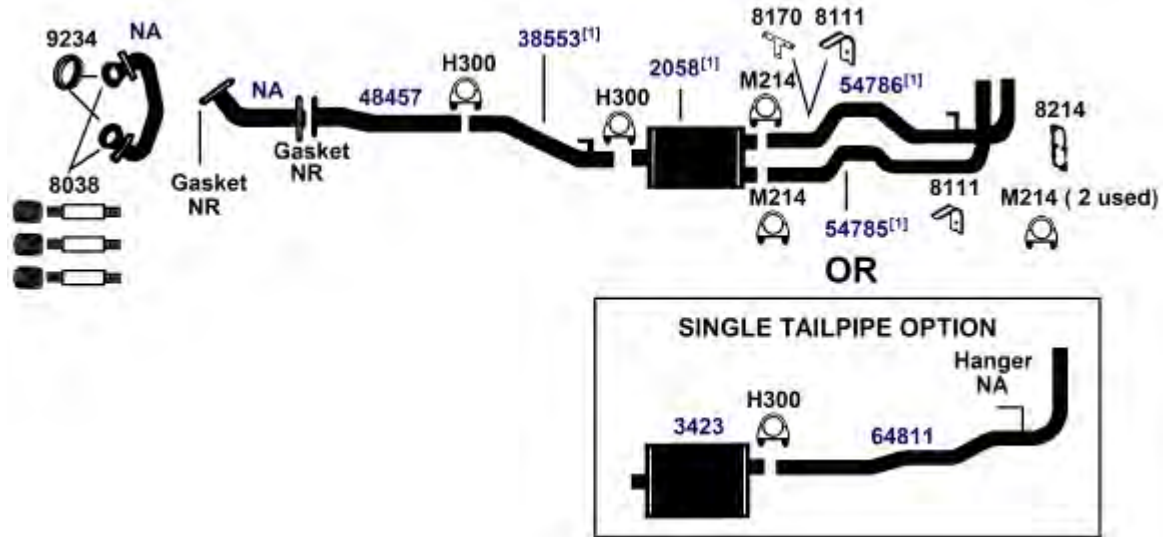
CHEVROLET K20/2500, V20/2500 SERIES 4WD PICKUP

1993	8 Cyl.	K2500; 131.5" W.B.; 305H Engine (5.0L); 4 W.D.; 3/4 Ton; except Closed Coupled Exhaust [39]	(22333)
88-92	8 Cyl.	K2500; 131.5" W.B.; 305H Engine (5.0L); 4 W.D.; 3/4 Ton	



DIRECT FIT MSL/MAXIMUM Muffler... 700051, UNIVERSAL FIT MSL/MAXIMUM Muffler... 6505, Silentone DIY Muffler... 5508

92-93	8 Cyl.	K2500; 131.5" W.B.; 395F Turbo Diesel Engine (6.5L); 4 W.D.	(22353)
--------------	--------	---	----------------



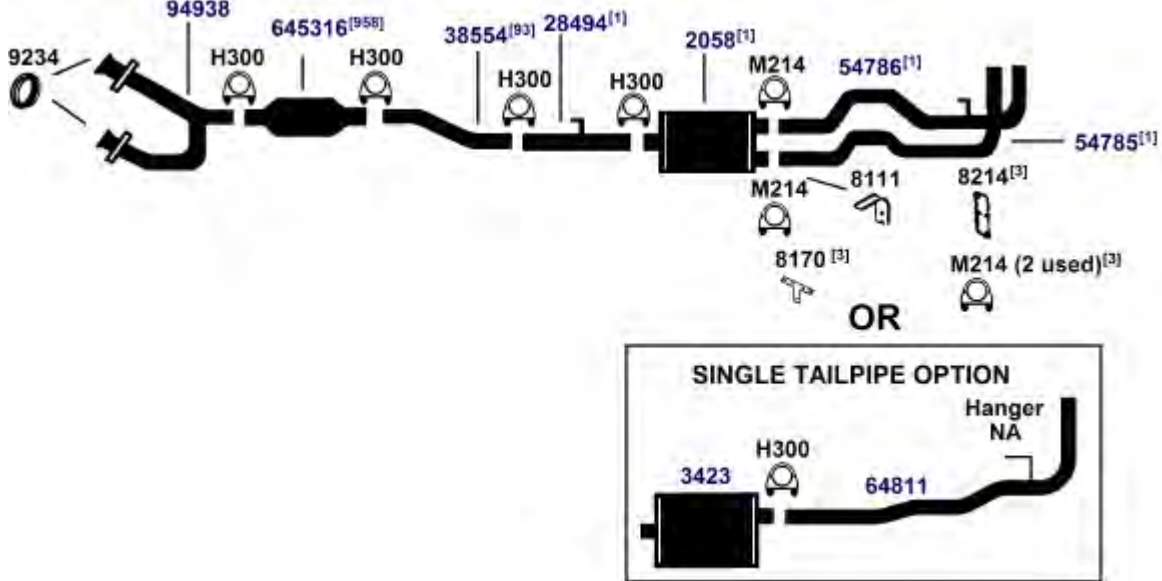
DIRECT FIT MSL/MAXIMUM Muffler... Muffler (2058)- 6576, Muffler (3423)- 700126 (w/ Single Tailpipe Option), Silentone DIY Muffler... Muffler (3423)- 5568 (w/ Single Tailpipe Option)

NA-Not Available. NR-Not Required. FL-Remove and Re-Use Old Flange. • Golden Warehouse. O.E.-Original Equipment.
Airtube Kit [4948] may be required to complete installation. EFI-Electronic Fuel Injection.

[1] OE system was a welded assembly. It is recommended that all parts noted [1] should be replaced. [958] Federal & California Emission vehicles. Not legal for sale for vehicles licensed in California.
[93] Locating clip must be knocked off OEM converter for proper installation.

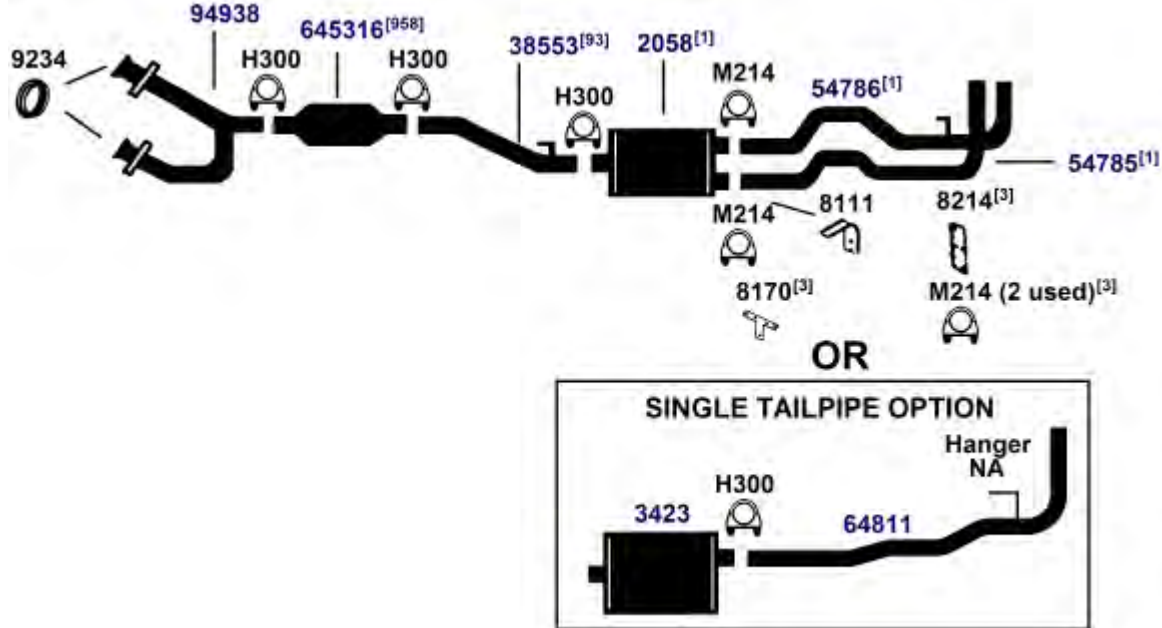
CHEVROLET K20/2500, V20/2500 SERIES 4WD PICKUP

(21015) 91-93 6 Cyl. K2500; 155.5" W.B.; 262 Engine (4.3L); 4 W.D.; 3/4 Ton; To 8600 lbs. G.V.W.



DIRECT FIT MSL/MAXIMUM Muffler... Muffler (2058)- 6576, Muffler (3423)- 700126 (w/ Single Tailpipe Option), Silentone DIY Muffler... Muffler (3423)- 5568 (w/ Single Tailpipe Option)

(21016) 91-93 6 Cyl. K2500; 131.5" W.B.; 262 Engine (4.3L); 4 W.D.; 3/4 Ton; (To 8600 lbs. G.V.W.)



DIRECT FIT MSL/MAXIMUM Muffler... Muffler (2058)- 6576, Muffler (3423)- 700126 (w/ Single Tailpipe Option), Silentone DIY Muffler... Muffler (3423)- 5568 (w/ Single Tailpipe Option)

NA-Not Available. NR-Not Required. FL-Remove and Re-Use Old Flange. ● Golden Warehouse. O.E.-Original Equipment.
Airtube Kit [4948] may be required to complete installation. EFI-Electronic Fuel Injection.

[1] OE system was a welded assembly. It is recommended that all parts noted [1] should be replaced.

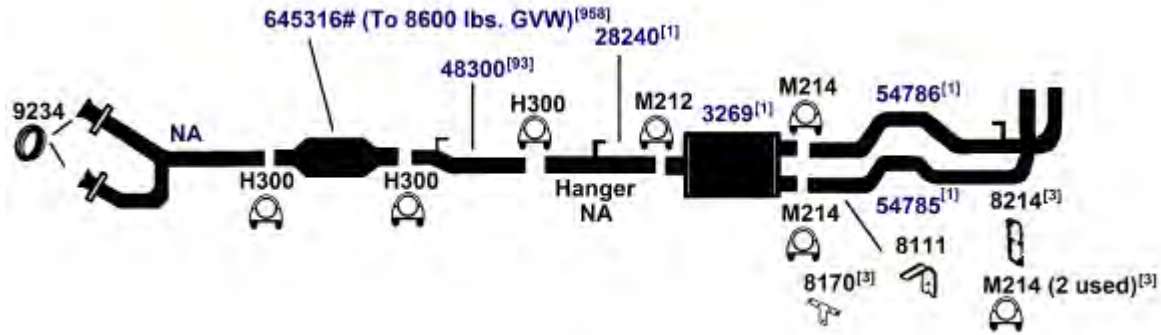
[3] Required for installation.

[93] Locating clip must be knocked off OEM converter for proper installation.

[958] Federal & California Emission vehicles. Not legal for sale for vehicles licensed in California.

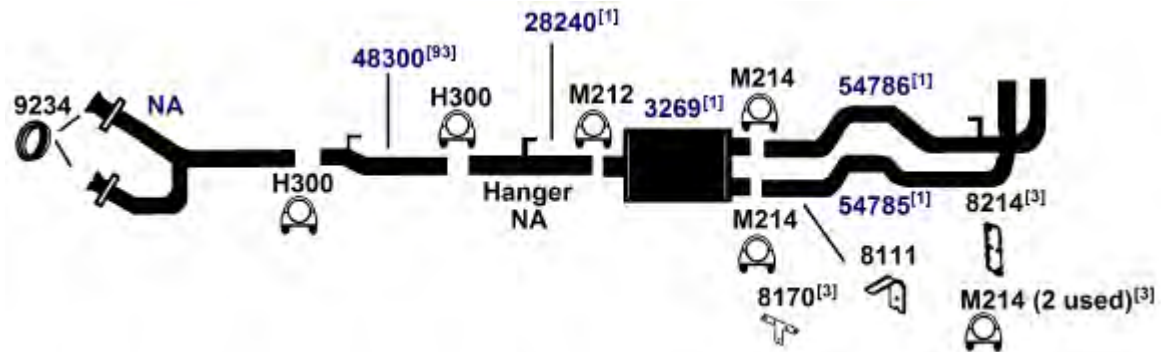
CHEVROLET K20/2500, V20/2500 SERIES 4WD PICKUP

91-93 6 Cyl. K2500; 155.5" W.B.; 262 Engine (4.3L); 4 W.D.; 3/4 Ton; Over 8500 lbs. G.V.W., **(100542)**
with 2 1/2" Muffler Inlet



DIRECT FIT MSL/MAXIMUM Muffler... 700104, UNIVERSAL FIT MSL/MAXIMUM Muffler... 6557, 6576, Silentone DIY Muffler... 5542 and two 8911 Connectors and two M200 Clamps

91-93 8 Cyl. K2500; 155.5" W.B.; 379 Diesel Engine (6.2L); 4 W.D.; 3/4 Ton; with 2 1/2" Muffler Inlet **(100544)**



DIRECT FIT MSL/MAXIMUM Muffler... 700104, UNIVERSAL FIT MSL/MAXIMUM Muffler... 6557, 6576, Silentone DIY Muffler... 5542 and two 8911 Connectors and two M200 Clamps

NA-Not Available. NR-Not Required. FL-Remove and Re-Use Old Flange. ● Golden Warehouse. O.E.-Original Equipment.
Airtube Kit [4948] may be required to complete installation. EFI-Electronic Fuel Injection.

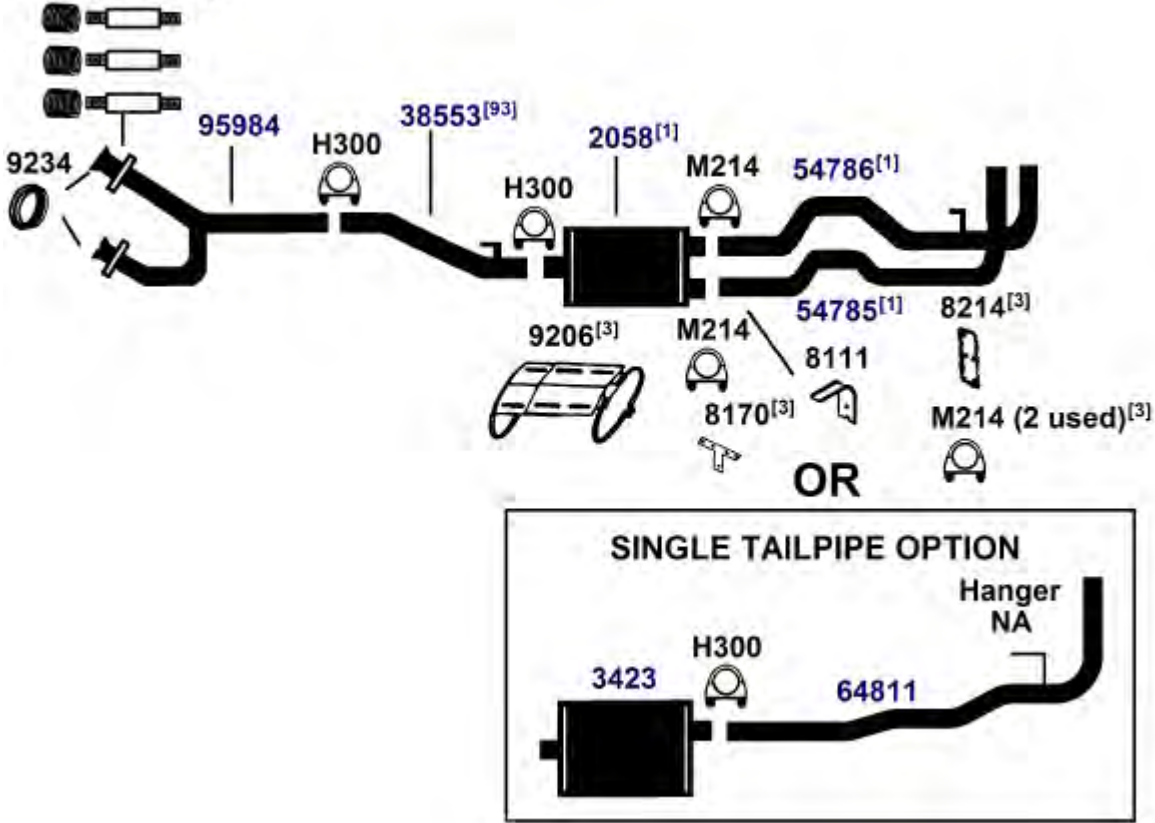
- [1] OE system was a welded assembly. It is recommended that all parts noted [1] should be replaced.
- [3] Required for installation.

- [93] Locating clip must be knocked off OEM converter for proper installation.
- [958] Federal & California Emission vehicles. Not legal for sale for vehicles licensed in California.

CHEVROLET K20/2500, V20/2500 SERIES 4WD PICKUP

(22350) 91-93 8 Cyl. K2500; 131.5" W.B.; 379 Diesel Engine (6.2L); 4 W.D.; 3/4 Ton; (To 8500 lbs. G.V.W.)

8038 (R.H. only)



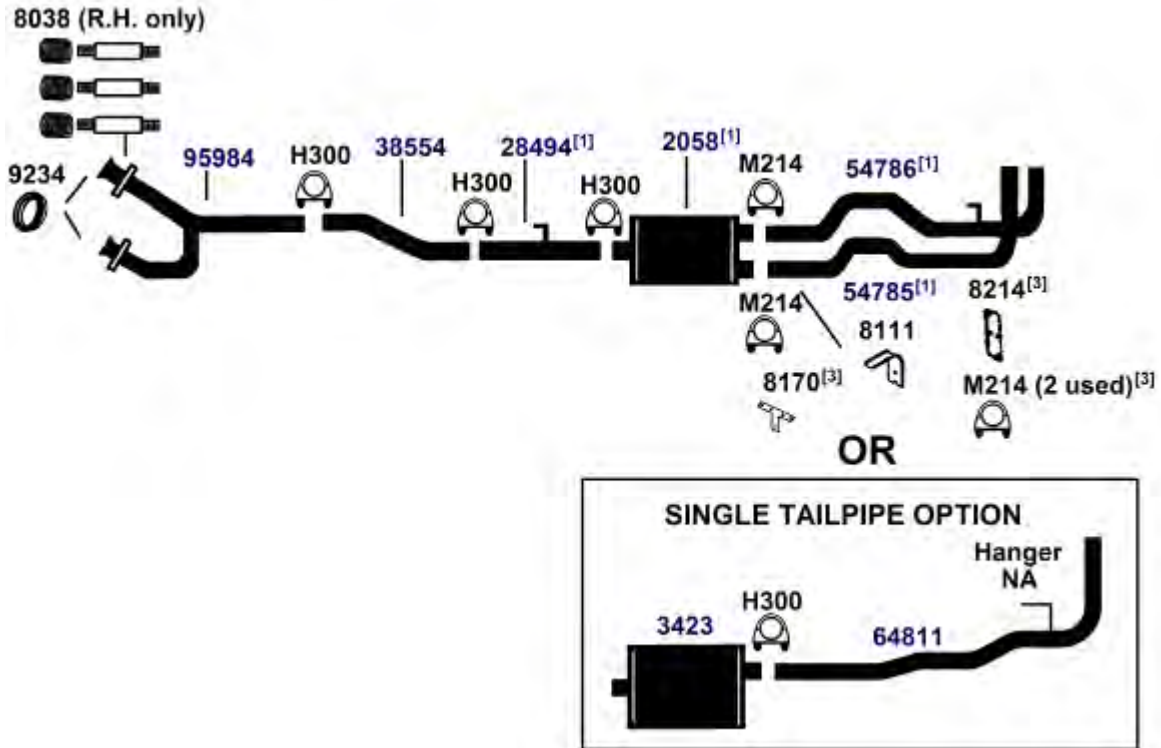
DIRECT FIT MSL/MAXIMUM Muffler... Muffler (2058)- 6576, Muffler (3423)- 700126 (w/ Single Tailpipe Option), Silentone DIY Muffler... Muffler (3423)- 5568 (w/ Single Tailpipe Option)

NA-Not Available. NR-Not Required. FL-Remove and Re-Use Old Flange. ● Golden Warehouse. O.E.-Original Equipment.
Airtube Kit [4948] may be required to complete installation. EFI-Electronic Fuel Injection.

- [1] OE system was a welded assembly. It is recommended that all parts noted [1] should be replaced.
- [93] Locating clip must be knocked off OEM converter for proper installation.
- [3] Required for installation.

CHEVROLET K20/2500, V20/2500 SERIES 4WD PICKUP

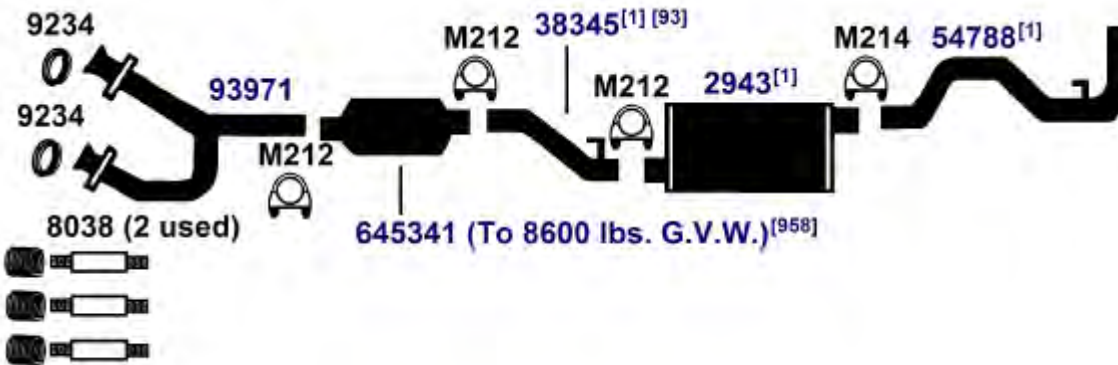
91-93 8 Cyl. K2500; 155.5" W.B.; 379 Diesel Engine (6.2L); 4 W.D.; 3/4 Ton; (To 8500 lbs. G.V.W.) **(22349)**



DIRECT FIT MSL/MAXIMUM Muffler... Muffler (2058)- 6576, Muffler (3423)- 700126 (w/ Single Tailpipe Option), Silentone DIY Muffler... Muffler (3423)- 5568 (w/ Single Tailpipe Option)

90-93 6 Cyl. K2500; 131.5" W.B.; 262 Engine (4.3L); 4 W.D.; 3/4 Ton; under 8500 lbs. **(21010)**

88-89 6 Cyl. K2500; 131.5" W.B.; 262 Engine (4.3L); 4 W.D.; 3/4 Ton



DIRECT FIT MSL/MAXIMUM Muffler... 700051, UNIVERSAL FIT MSL/MAXIMUM Muffler... 6505, Silentone DIY Muffler... 5508

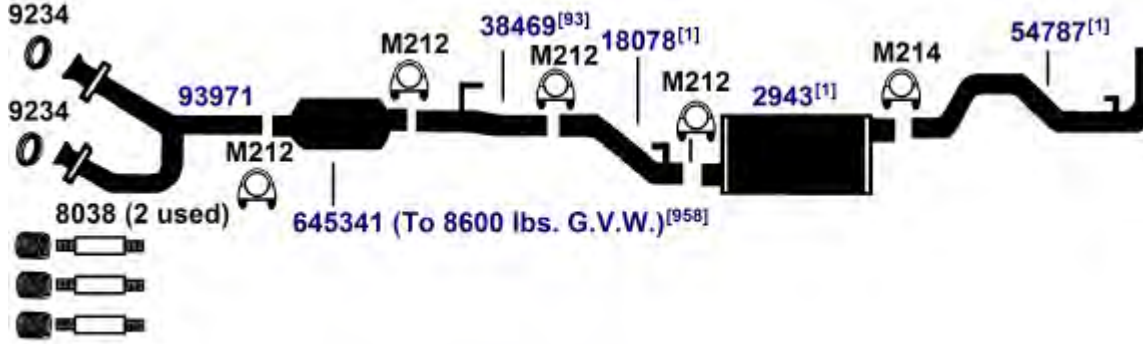
NA-Not Available. NR-Not Required. FL-Remove and Re-Use Old Flange. ● Golden Warehouse. O.E.-Original Equipment.
Airtube Kit [4948] may be required to complete installation. EFI-Electronic Fuel Injection.

[1] OE system was a welded assembly. It is recommended that all parts noted [1] should be replaced.
[3] Required for installation.

[93] Locating clip must be knocked off OEM converter for proper installation.
[958] Federal & California Emission vehicles. Not legal for sale for vehicles licensed in California.

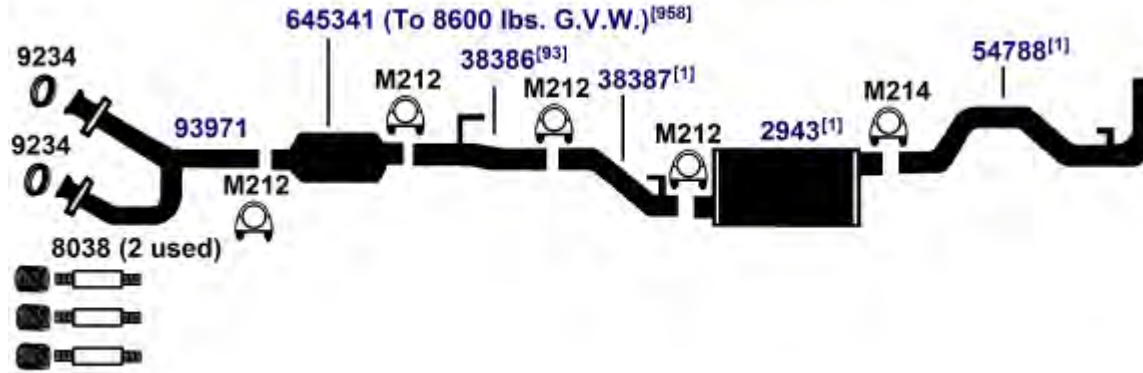
CHEVROLET K20/2500, V20/2500 SERIES 4WD PICKUP

(21012) 89-93 6 Cyl. K2500; 141.5" W.B.; 262 Engine (4.3L); 4 W.D.; 3/4 Ton; except 1993 Closed Coupled Exhaust [39]



DIRECT FIT MSL/MAXIMUM Muffler... 700051, UNIVERSAL FIT MSL/MAXIMUM Muffler... 6505, Silentone DIY Muffler... 5508

(21011) 88-93 6 Cyl. K2500; 155.5" W.B.; 262 Engine (4.3L); 4 W.D.; 3/4 Ton; under 8500 lbs. G.V.W. (90-93); except 1993 Closed Coupled Exhaust [39]



DIRECT FIT MSL/MAXIMUM Muffler... 700051, UNIVERSAL FIT MSL/MAXIMUM Muffler... 6505, Silentone DIY Muffler... 5508

NA-Not Available. NR-Not Required. FL-Remove and Re-Use Old Flange. ● Golden Warehouse. O.E.-Original Equipment.
Airtube Kit [4948] may be required to complete installation. EFI-Electronic Fuel Injection.

[1] OE system was a welded assembly. It is recommended that all parts noted [1] should be replaced.

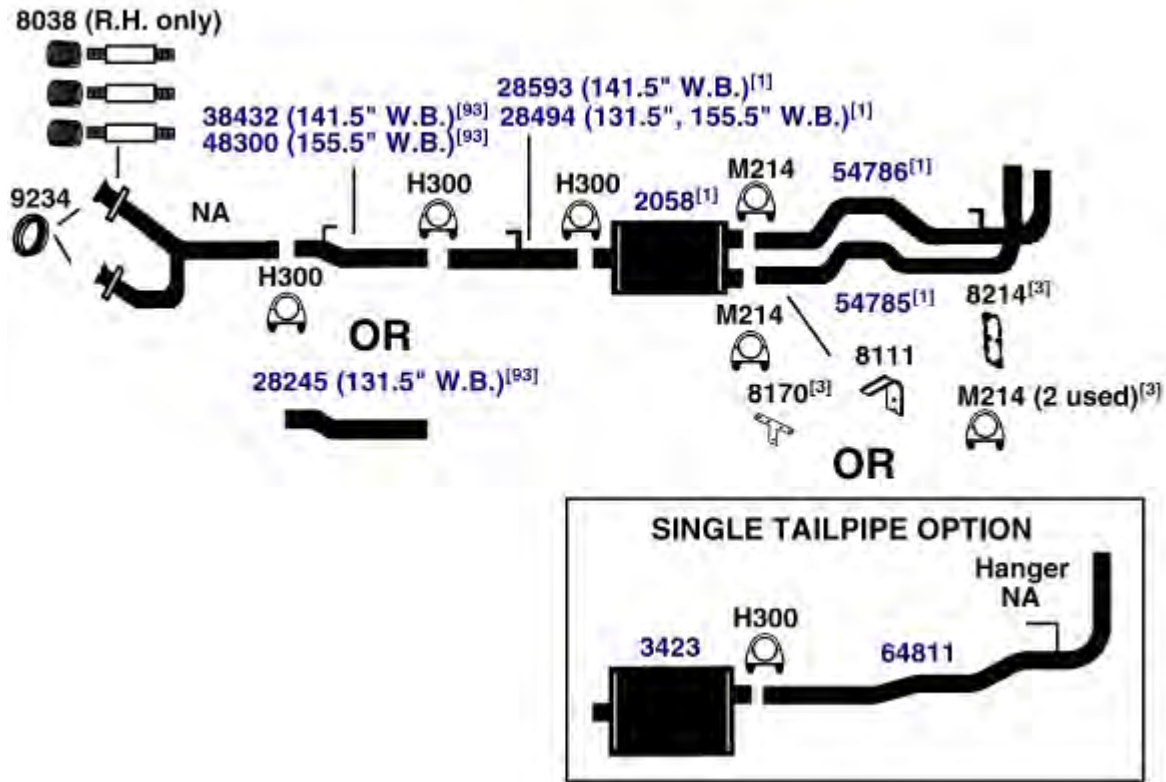
[39] Models with Closed Coupled Exhaust will have Catalytic Converter welded into front exhaust pipe.

[93] Locating clip must be knocked off OEM converter for proper installation.

[958] Federal & California Emission vehicles. Not legal for sale for vehicles licensed in California.

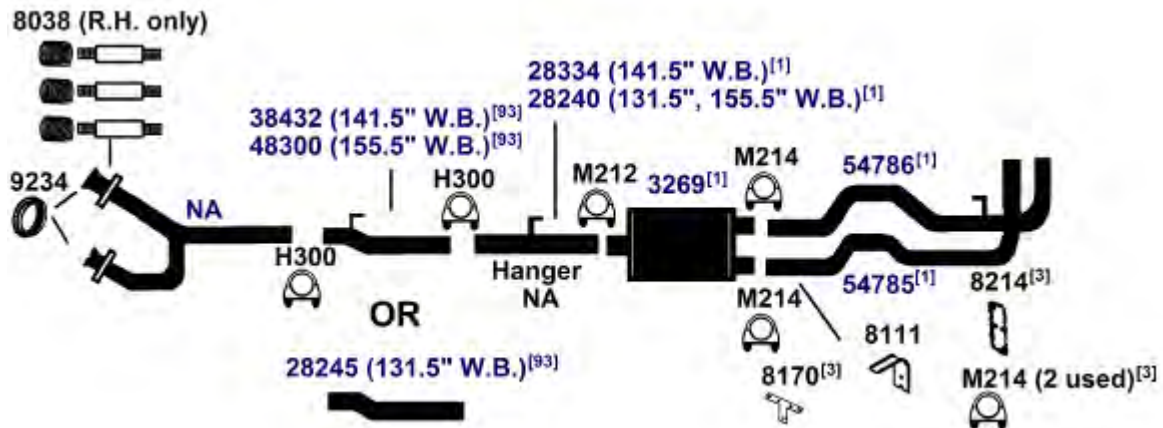
CHEVROLET K20/2500, V20/2500 SERIES 4WD PICKUP

88-93 8 Cyl. K2500; 131.5", 141.5", 155.5" W.B.; 379 Diesel Engine (6.2L); 4 W.D.; 3/4 Ton; **(100085)**
 (To 8500 lbs. G.V.W.) (91-93) with 3" Muffler Inlet



DIRECT FIT MSL/MAXIMUM Muffler... Muffler (2058)- 6576, Muffler (3423)- 700126 (w/ Single Tailpipe Option), Silentone DIY Muffler... Muffler (3423)- 5568 (w/ Single Tailpipe Option)

88-93 8 Cyl. K2500; 131.5", 141.5", 155.5" W.B.; 379 Diesel Engine (6.2); 4 W.D.; 3/4 Ton; **(22337)**
 under 8600 lbs. G.V.W. (91-93), with 2 1/2" Muffler Inlet



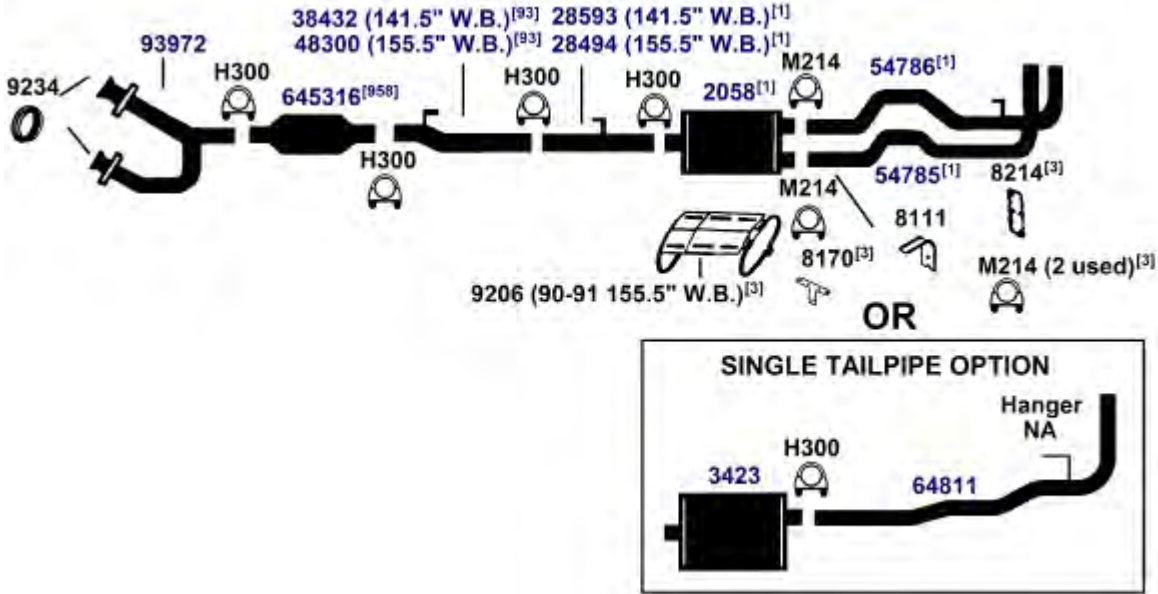
DIRECT FIT MSL/MAXIMUM Muffler... 700104, UNIVERSAL FIT MSL/MAXIMUM Muffler... 6557, 6576, Silentone DIY Muffler... 5542 and two 8911 Connectors and two M200 Clamps

NA-Not Available. NR-Not Required. FL-Remove and Re-Use Old Flange. • Golden Warehouse. O.E.-Original Equipment.
 # Airtube Kit [4948] may be required to complete installation. EFI-Electronic Fuel Injection.

- [1] OE system was a welded assembly. It is recommended that all parts noted [1] [93] Locating clip must be knocked off OEM converter for proper installation. should be replaced.
- [3] Required for installation.

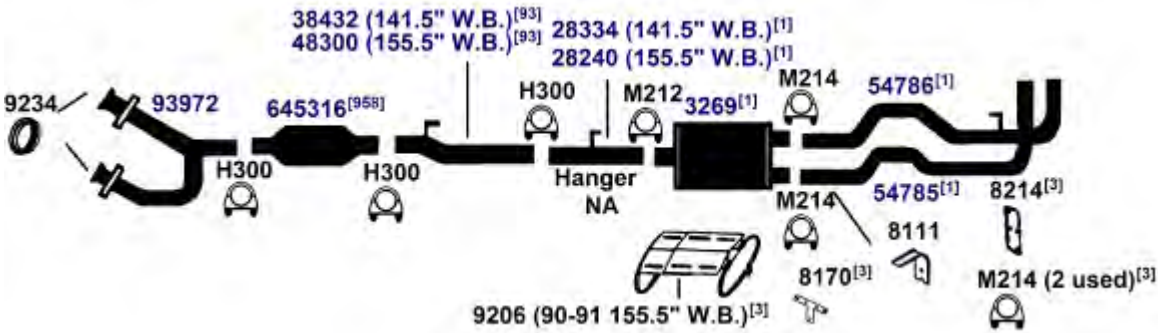
CHEVROLET K20/2500, V20/2500 SERIES 4WD PICKUP

(100087) 88-91 8 Cyl. K2500; 141.5", 155.5" W.B.; 350K Engine (5.7L); 4 W.D.; 3/4 Ton; (To 8500 lbs. G.V.W.) (1991) with 3" Muffler Inlet



DIRECT FIT MSL/MAXIMUM Muffler... Muffler (2058)- 6576, Muffler (3423)- 700126 (w/ Single Tailpipe Option), Silentone DIY Muffler... Muffler (3423)- 5568 (w/ Single Tailpipe Option)

(22336) 88-91 8 Cyl. K2500; 141.5", 155.5" W.B.; 350K Engine (5.7L); 4 W.D.; 3/4 Ton; (To 8500 lbs. G.V.W.) (1991); with 2 1/2" Muffler Inlet



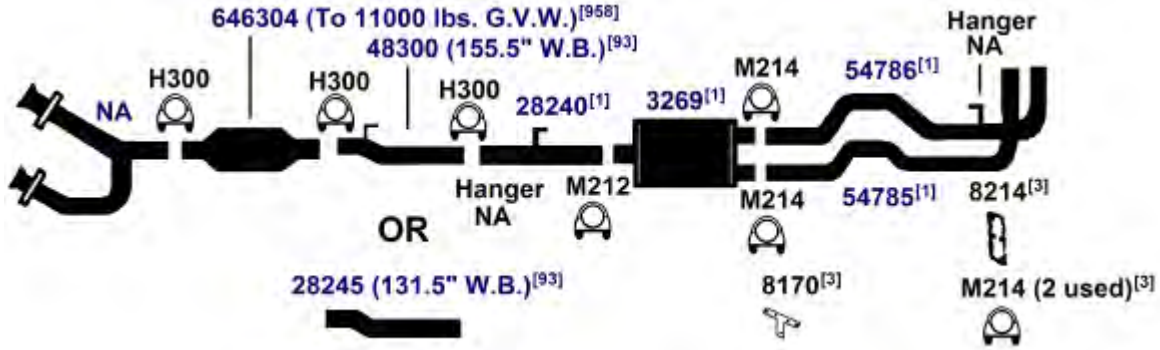
DIRECT FIT MSL/MAXIMUM Muffler... 700104, UNIVERSAL FIT MSL/MAXIMUM Muffler... 6557, 6576, Silentone DIY Muffler... 5542 and two 8911 Connectors and two M200 Clamps

NA-Not Available. NR-Not Required. FL-Remove and Re-Use Old Flange. ● Golden Warehouse. O.E.-Original Equipment.
Airtube Kit [4948] may be required to complete installation. EFI-Electronic Fuel Injection.

- [1] OE system was a welded assembly. It is recommended that all parts noted [1] should be replaced.
- [3] Required for installation.
- [93] Locating clip must be knocked off OEM converter for proper installation.
- [958] Federal & California Emission vehicles. Not legal for sale for vehicles licensed in California.

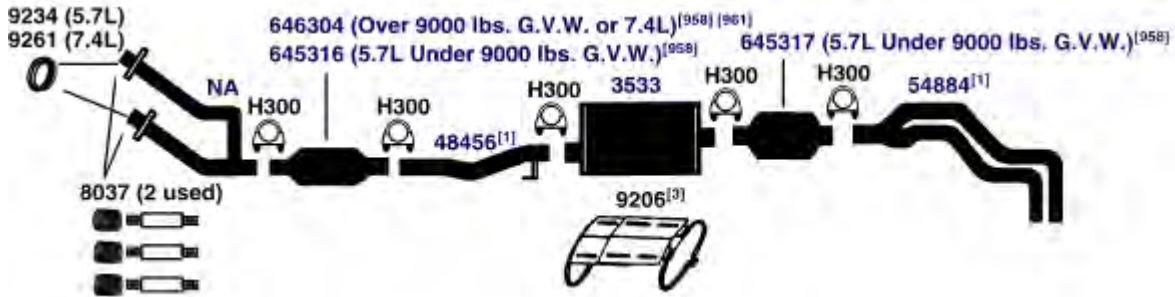
CHEVROLET K20/2500, V20/2500 SERIES 4WD PICKUP

1990 6 Cyl. K2500; 131.5", 155.5" W.B.; 262 Engine (4.3L); 4 W.D.; 3/4 Ton; Over 8500 lbs. **(21013)**
G.V.W.



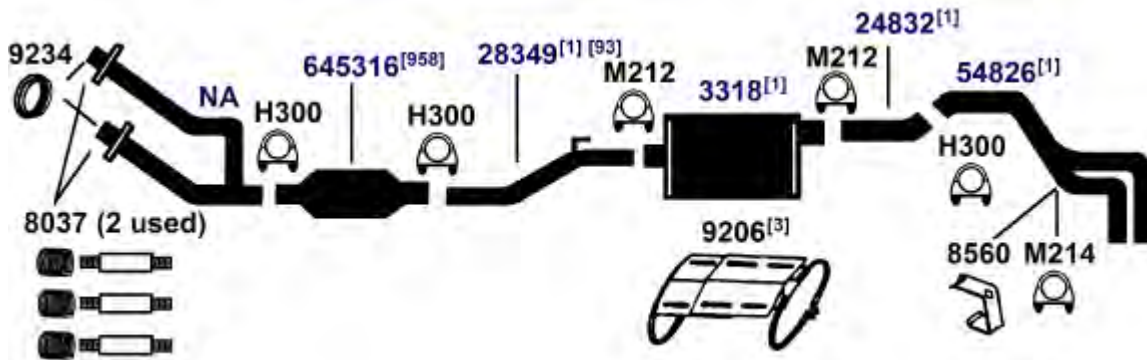
DIRECT FIT MSL/MAXIMUM Muffler... 700104, UNIVERSAL FIT MSL/MAXIMUM Muffler... 6557, 6576, Silentone DIY Muffler... 5542 and two 8911 Connectors and two M200 Clamps

87-89 8 Cyl. V20/V2500; 164.5" W.B.; 350K, 454 Engine (5.7L, 7.4L); 4 W.D.; 3/4 Ton **(22347)**



DIRECT FIT MSL/MAXIMUM Muffler... 700141, UNIVERSAL FIT MSL/MAXIMUM Muffler... 6577, Silentone DIY Muffler... 5568 and 8975 Connector

1987 8 Cyl. V20/V2500; 131.5" W.B.; 350K Engine (5.7L); 4 W.D.; 3/4 Ton; (To 8500 lbs. G.V.W.) **(22341)**



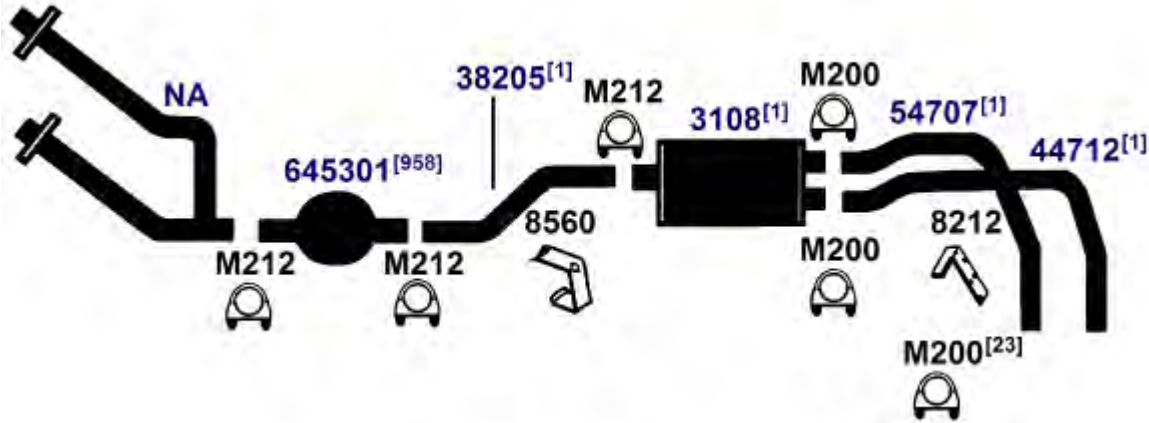
DIRECT FIT MSL/MAXIMUM Muffler... 700109, UNIVERSAL FIT MSL/MAXIMUM Muffler... 6532, 6595, 709998, Silentone DIY Muffler... 5550

NA-Not Available. NR-Not Required. FL-Remove and Re-Use Old Flange. ● Golden Warehouse. O.E.-Original Equipment.
Airtube Kit [4948] may be required to complete installation. EFI-Electronic Fuel Injection.

- [1] OE system was a welded assembly. It is recommended that all parts noted [1] should be replaced.
- [3] Required for installation.
- [93] Locating clip must be knocked off OEM converter for proper installation.
- [98] Refer to current Catalytic Converter catalog or Website catalog for availability.
- [958] Federal & California Emission vehicles. Not legal for sale for vehicles licensed in California.
- [961] To 12,000 lbs. GVW.

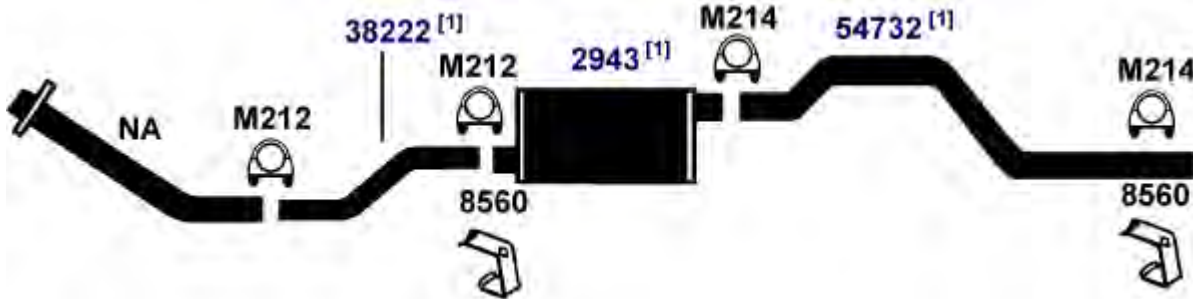
CHEVROLET K20/2500, V20/2500 SERIES 4WD PICKUP

(22330) 85-86 8 Cyl. K20/K2500; 131.5" W.B.; 305H, 350L Engine (5.0L, 5.7L); 4 W.D.; except Suburban; 3/4 Ton



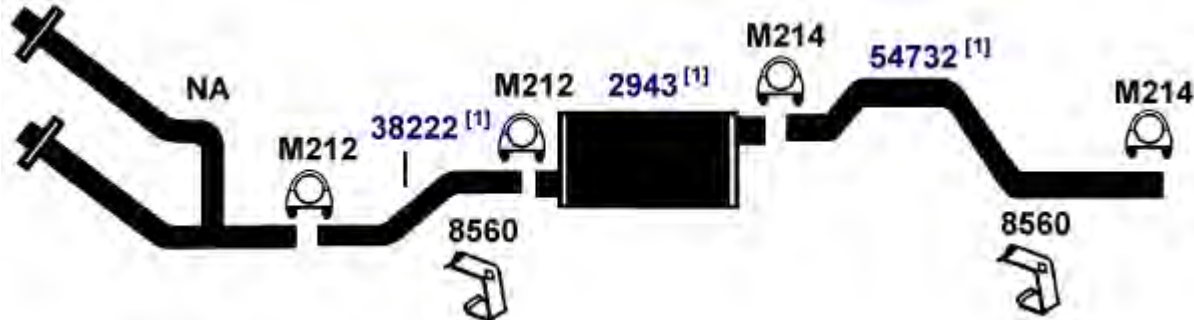
DIRECT FIT MSL/MAXIMUM Muffler... 6557, Silentone DIY Muffler... 5542 and two 8907 Adapters and two M200 Clamps

(21007) 1985 6 Cyl. K20/K2500; 131.5" W.B.; 292 Engine (4.8L); 4 W.D.; 3/4 Ton; without Converter; 4 W.D. (Models built before Jan. 1, 1985)



DIRECT FIT MSL/MAXIMUM Muffler... 700051, UNIVERSAL FIT MSL/MAXIMUM Muffler... 6505, Silentone DIY Muffler... 5508

(22327) 1985 8 Cyl. K20/K2500; 131.5" W.B.; 350M Engine (5.7L); 4 W.D.; 3/4 Ton; (Models built before Jan. 1, 1985)



DIRECT FIT MSL/MAXIMUM Muffler... 700051, UNIVERSAL FIT MSL/MAXIMUM Muffler... 6505, Silentone DIY Muffler... 5508

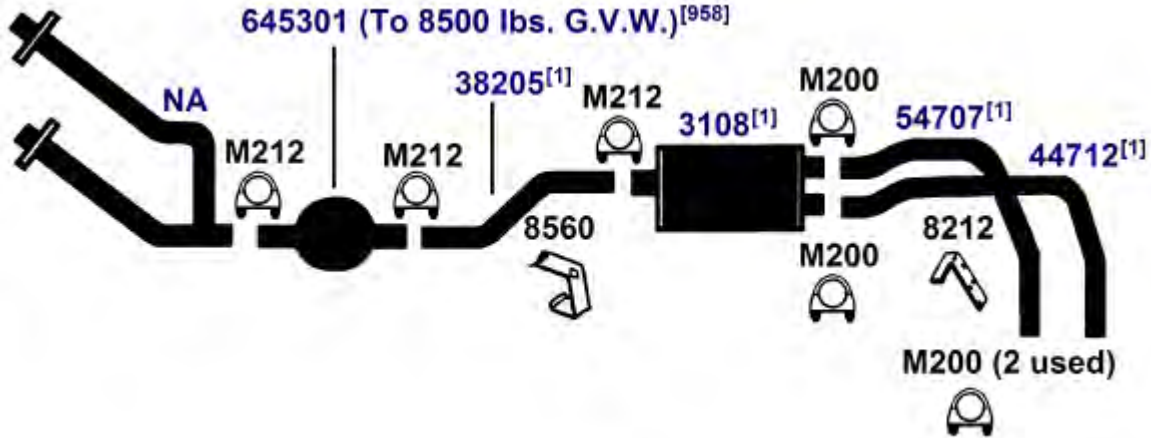
NA-Not Available. NR-Not Required. FL-Remove and Re-Use Old Flange. ● Golden Warehouse. O.E.-Original Equipment.
Airtube Kit [4948] may be required to complete installation. EFI-Electronic Fuel Injection.

[1] OE system was a welded assembly. It is recommended that all parts noted [1] should be replaced. [958] Federal & California Emission vehicles. Not legal for sale for vehicles licensed in California.

[23] Two required.

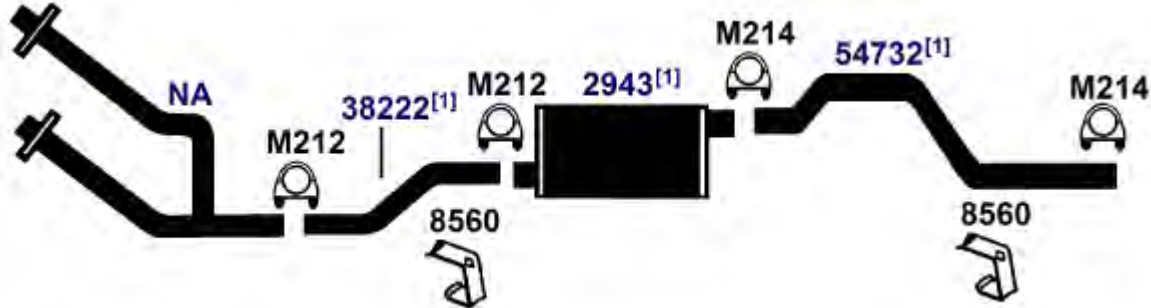
CHEVROLET K20/2500, V20/2500 SERIES 4WD PICKUP

83-84	8 Cyl.	K20/K2500; 131.5" W.B.; 305H, 350L Engine (5.0L, 5.7L); 4 W.D.; except Suburban; 3/4 Ton	(22330E)
80-82	8 Cyl.	K20/K2500, 131.5" W.B., 305H, 350 Lt. Duty Engine (LS9), with Converter, 4 W.D., 3/4 Ton	



DIRECT FIT MSL/MAXIMUM Muffler... 6557, Silentone DIY Muffler... 5542 and two 8907 Adapters and two M200 Clamps

83-84	8 Cyl.	K20/K2500; 131.5" W.B.; 350M Engine (5.7L); 4 W.D.; 3/4 Ton	(22327E)
81-82	8 Cyl.	K20/K2500, 131.5" W.B., 350 Engine with Heavy Duty 4-barrel Carb. LT9 Engine, 4 W.D., 3/4 Ton	



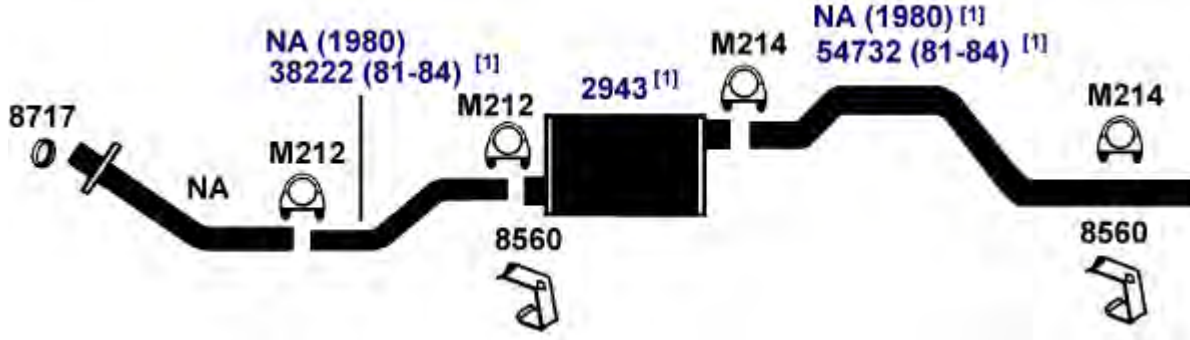
DIRECT FIT MSL/MAXIMUM Muffler... 700051, UNIVERSAL FIT MSL/MAXIMUM Muffler... 6505, Silentone DIY Muffler... 5508

NA-Not Available. NR-Not Required. FL-Remove and Re-Use Old Flange. ● Golden Warehouse. O.E.-Original Equipment.
 # Airtube Kit [4948] may be required to complete installation. EFI-Electronic Fuel Injection.

^[1] OE system was a welded assembly. It is recommended that all parts noted ^[1] should be replaced. ^[958] Federal & California Emission vehicles. Not legal for sale for vehicles licensed in California.

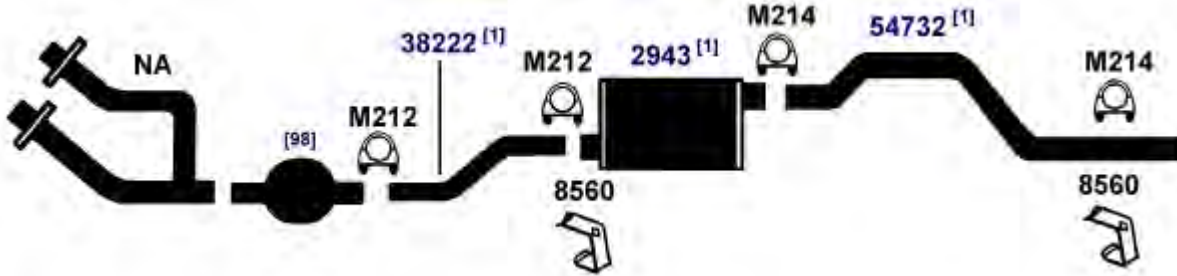
CHEVROLET K20/2500, V20/2500 SERIES 4WD PICKUP

(21005) 80-84 6 Cyl. K20/K2500, 131.5" W.B., 292 Engine, 4 W.D., 3/4 Ton, without Converter



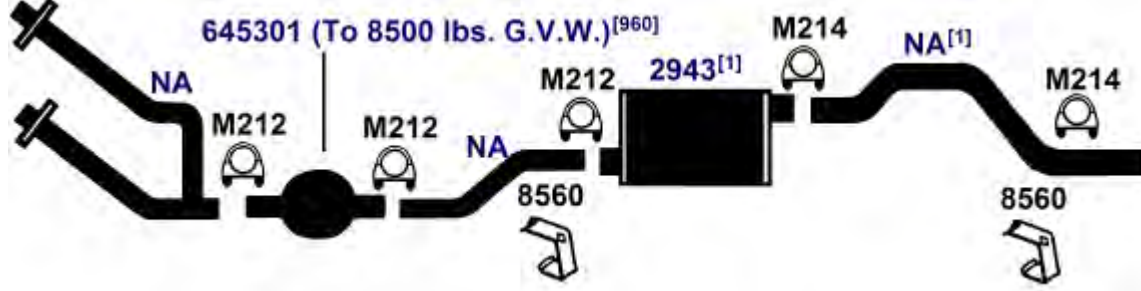
DIRECT FIT MSL/MAXIMUM Muffler... 700051, UNIVERSAL FIT MSL/MAXIMUM Muffler... 6505, Silentone DIY Muffler... 5508

(21006) 81-82 6 Cyl. K20/K2500, 131.5" W.B., 292 Engine, 4 W.D., 3/4 Ton



DIRECT FIT MSL/MAXIMUM Muffler... 700051, UNIVERSAL FIT MSL/MAXIMUM Muffler... 6505, Silentone DIY Muffler... 5508

(22324) 1981 8 Cyl. K20/K2500, 131.5" W.B., 350L Engine, 4 W.D., 3/4 Ton, California Models



DIRECT FIT MSL/MAXIMUM Muffler... 700051, UNIVERSAL FIT MSL/MAXIMUM Muffler... 6505, Silentone DIY Muffler... 5508

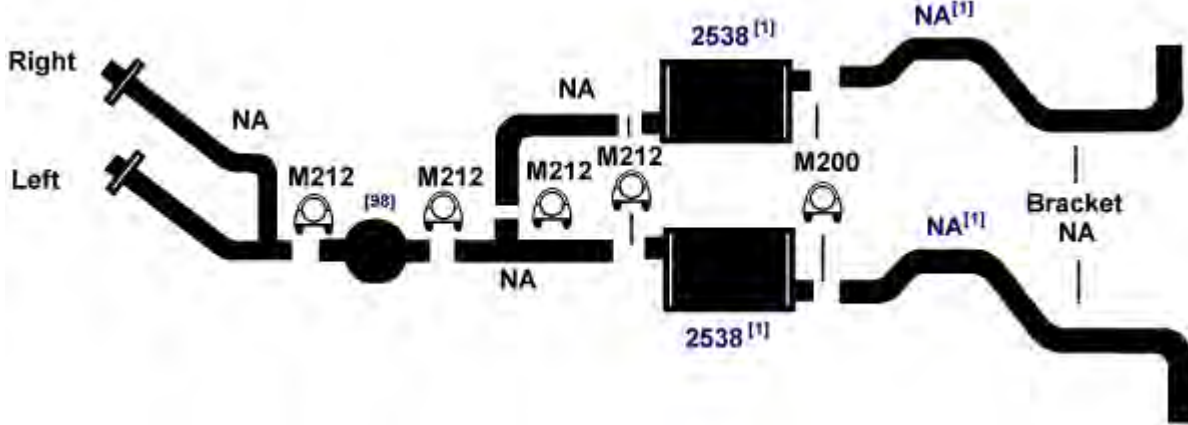
NA-Not Available. NR-Not Required. FL-Remove and Re-Use Old Flange. ● Golden Warehouse. O.E.-Original Equipment.
Airtube Kit [4948] may be required to complete installation. EFI-Electronic Fuel Injection.

[1] OE system was a welded assembly. It is recommended that all parts noted [1] should be replaced.
[98] Refer to current Catalytic Converter catalog or Website catalog for availability.

[960] California Emission vehicles licensed in states other than California. Not legal for sale for vehicles licensed in California.

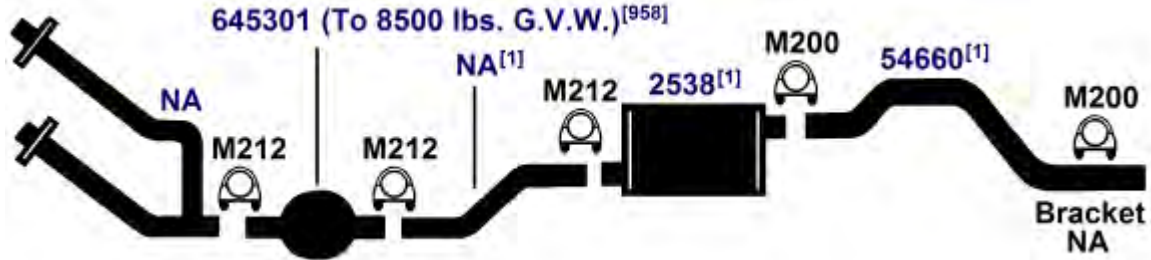
CHEVROLET K20/2500, V20/2500 SERIES 4WD PICKUP

1979 8 Cyl. K20/K2500, 164.5" W.B., 454 Engine; with Converter, 4 W.D., 3/4 Ton (22312)



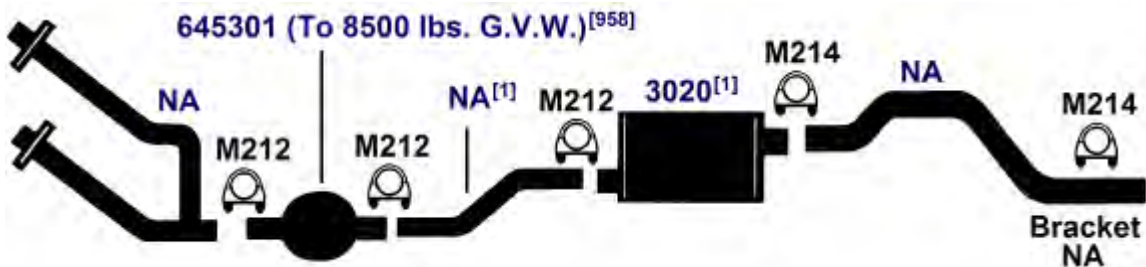
DIRECT FIT MSL/MAXIMUM Muffler... Left 6505, Right 6505, Silentone DIY Muffler... Left 5512, Right 5512

1979 8 Cyl. K20/K2500, 131.5" W.B., 350 Engine; 4 W.D., 3/4 Ton (22314)



DIRECT FIT MSL/MAXIMUM Muffler... 6505, Silentone DIY Muffler... 5512

1979 8 Cyl. K20/K2500, 131.5" W.B., 400 Engine; 4 W.D., 3/4 Ton (22313)



UNIVERSAL FIT MSL/MAXIMUM Muffler... 6505, Silentone DIY Muffler... 5508

NA-Not Available. NR-Not Required. FL-Remove and Re-Use Old Flange. ● Golden Warehouse. O.E.-Original Equipment.
Airtube Kit [4948] may be required to complete installation. EFI-Electronic Fuel Injection.

[1] OE system was a welded assembly. It is recommended that all parts noted [1] should be replaced.

[98] Refer to current Catalytic Converter catalog or Website catalog for availability.

[958] Federal & California Emission vehicles. Not legal for sale for vehicles licensed in California.

CHEVROLET K30/3500, V30/3500 SERIES 4WD PICKUP

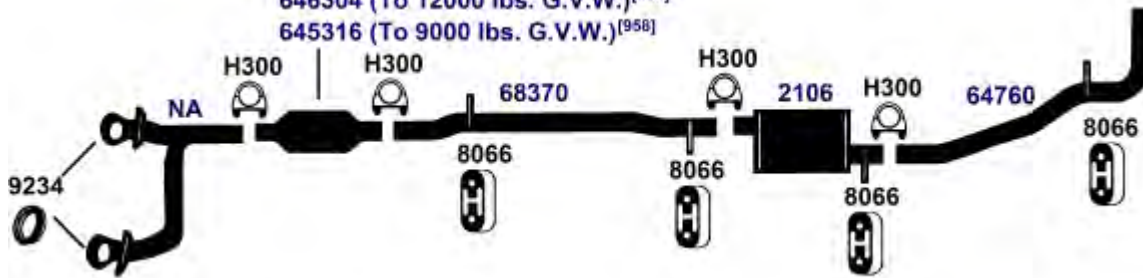
(100535) 1994 8 Cyl. K3500; 155.5" W.B.; 395F Turbo Diesel Engine (6.5L); 4 W.D.; 1 Ton



DIRECT FIT MSL/MAXIMUM Muffler... 700336, Silentone DIY Muffler... 5571 and 8963 Connector

(22632) 92-94 8 Cyl. K3500; 168.5" W.B.; 350K Engine (5.7L); 4 W.D.; 1 Ton

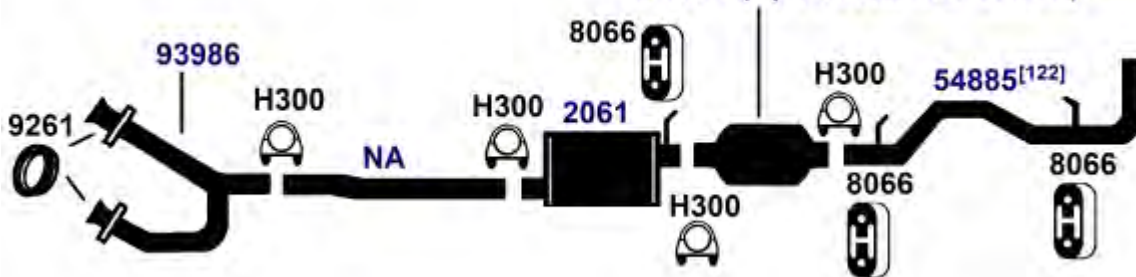
646304 (To 12000 lbs. G.V.W.)^[958]
645316 (To 9000 lbs. G.V.W.)^[958]



Silentone DIY Muffler... 5571

(22629) 92-94 8 Cyl. K3500; Crew Cab; 168.5" W.B.; 454 Engine (7.4L); 4 W.D.; 1 Ton

645317 (Up to 9000 lbs. G.V.W.)^[958]



NA-Not Available. NR-Not Required. FL-Remove and Re-Use Old Flange. ● Golden Warehouse. O.E.-Original Equipment.
Airtube Kit [4948] may be required to complete installation. EFI-Electronic Fuel Injection.

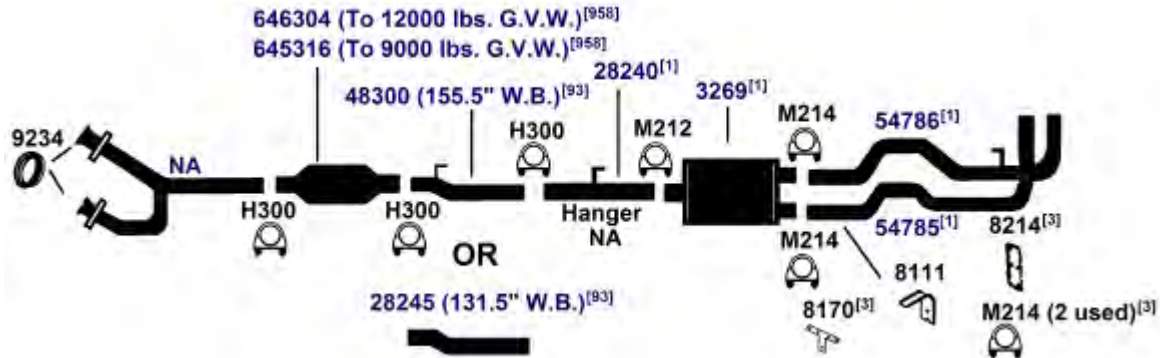
[1] OE system was a welded assembly. It is recommended that all parts noted [1] should be replaced.
[98] Refer to current Catalytic Converter catalog or Website catalog for availability.

[122] If replacing O.E. exhaust system, first cut tail pipe on vehicle immediately behind converter to tail pipe weld. Cut through outer pipe only, leaving converter nipple intact.

[958] Federal & California Emission vehicles. Not legal for sale for vehicles licensed in California.

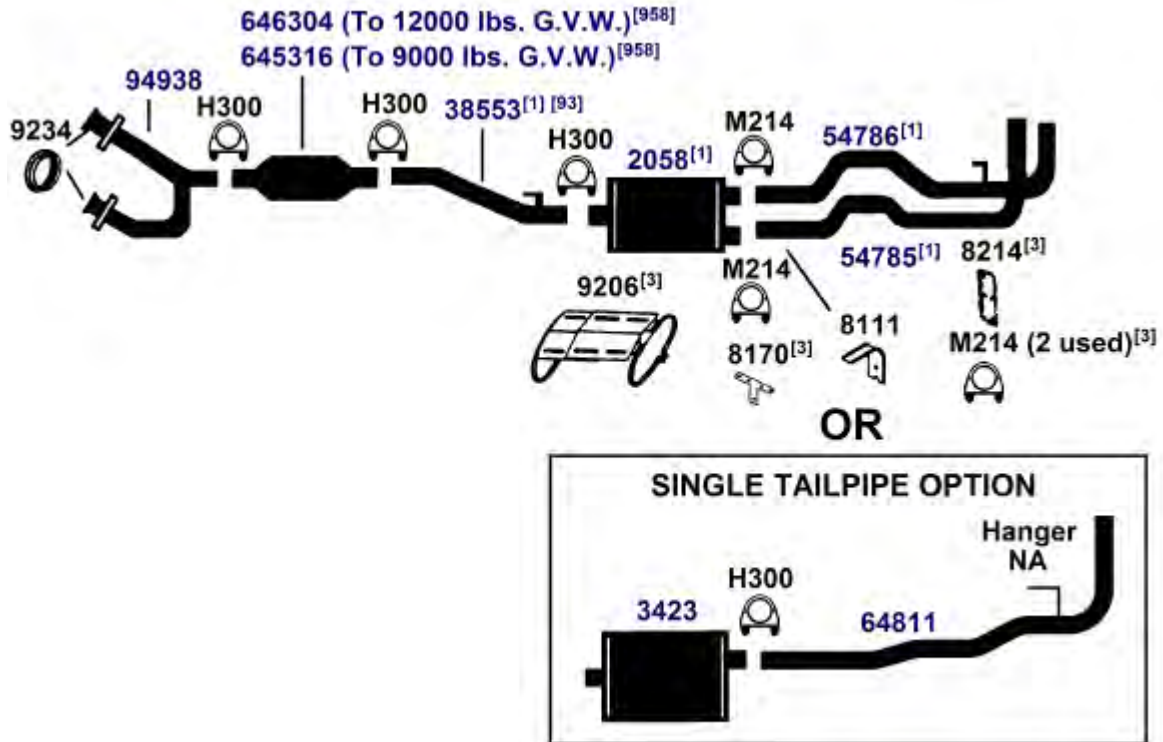
CHEVROLET K30/3500, V30/3500 SERIES 4WD PICKUP

91-94 8 Cyl. K3500; 131.5", 155.5" W.B.; 350K Engine (5.7L); 4 W.D.; 1 Ton; Over 8500 lbs. **(100541)**
 G.V.W., with 2 1/2" Muffler Inlet



DIRECT FIT MSL/MAXIMUM Muffler... 700104, UNIVERSAL FIT MSL/MAXIMUM Muffler... 6557, 6576, Silentone DIY Muffler... 5542 and two 8911 Connectors and two M200 Clamps

91-94 8 Cyl. K3500; 131.5", W.B.; 350K Engine (5.7L); 4 W.D.; 1 Ton **(22628)**



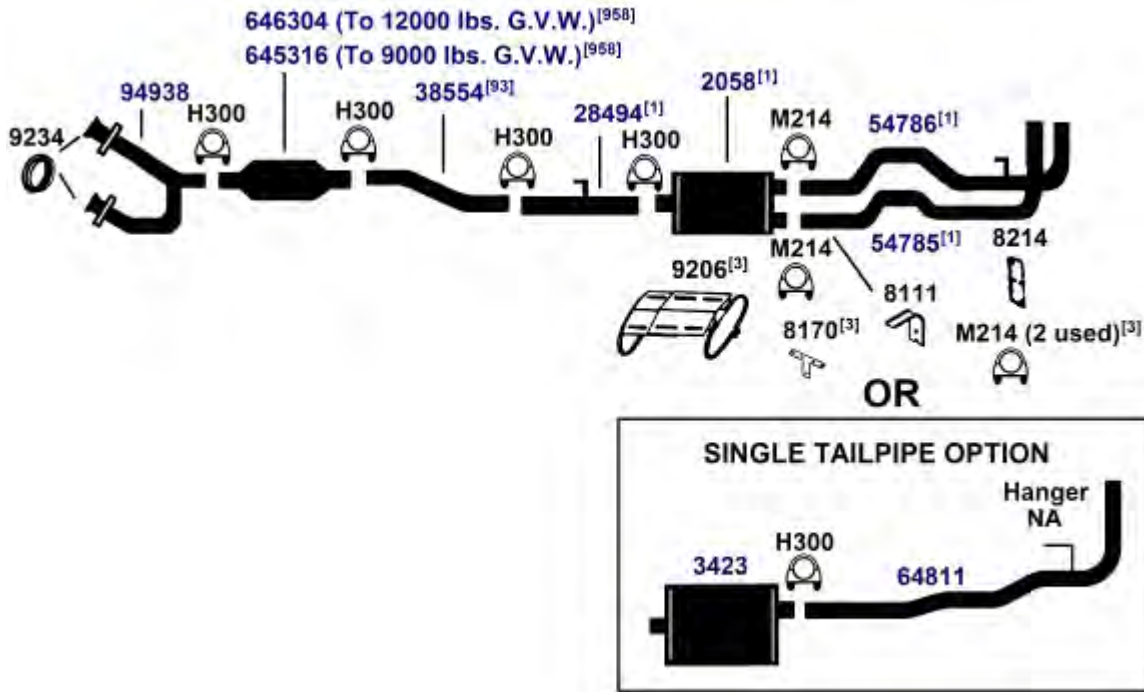
DIRECT FIT MSL/MAXIMUM Muffler... Muffler (2058)- 6576, Muffler (3423)- 700126 (w/ Single Tailpipe Option), Silentone DIY Muffler... Muffler (3423)- 5568 (w/ Single Tailpipe Option)

NA-Not Available. NR-Not Required. FL-Remove and Re-Use Old Flange. • Golden Warehouse. O.E.-Original Equipment.
 # Airtube Kit [4948] may be required to complete installation. EFI-Electronic Fuel Injection.

- [1] OE system was a welded assembly. It is recommended that all parts noted [1] should be replaced.
- [2] Locating clip must be knocked off OEM converter for proper installation.
- [3] Required for installation.
- [958] Federal & California Emission vehicles. Not legal for sale for vehicles licensed in California.

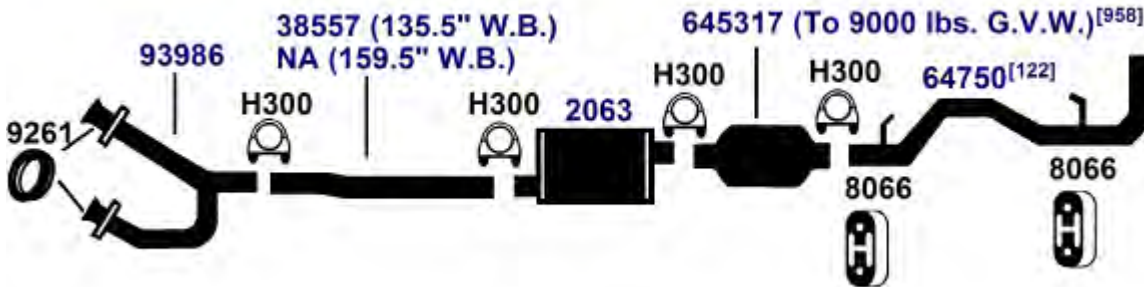
CHEVROLET K30/3500, V30/3500 SERIES 4WD PICKUP

(22627) 91-94 8 Cyl. K3500; 155.5", W.B.; 350K Engine (5.7L); 4 W.D.; 1 Ton



DIRECT FIT MSL/MAXIMUM Muffler... Muffler (2058)- 6576, Muffler (3423)- 700126 (w/ Single Tailpipe Option), Silentone DIY Muffler... Muffler (3423)- 5568 (w/ Single Tailpipe Option)

(22622) 90-94 8 Cyl. K3500; Chassis Cab; 135.5", 159.5" W.B.; 454 Engine (7.4L); 4 W.D.; 1 Ton; except 15,000 lbs. G.V.W.



DIRECT FIT MSL/MAXIMUM Muffler... 700347

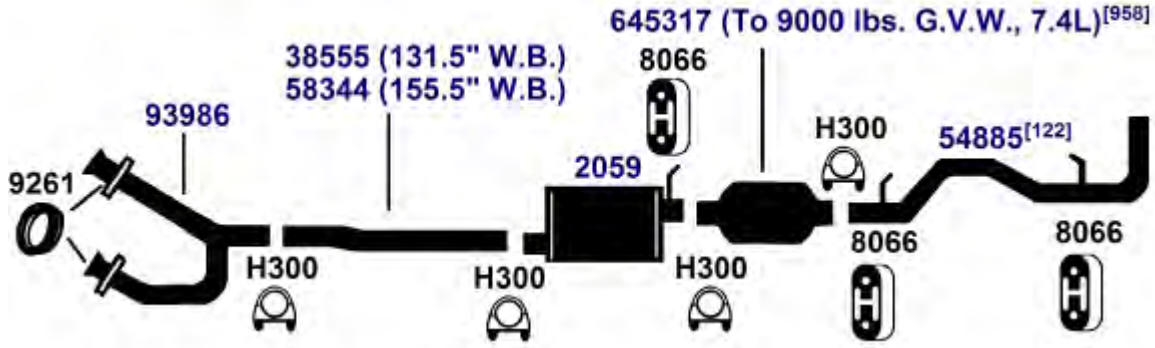
NA-Not Available. NR-Not Required. FL-Remove and Re-Use Old Flange. ● Golden Warehouse. O.E.-Original Equipment.
Airtube Kit [4948] may be required to complete installation. EFI-Electronic Fuel Injection.

- [1] OE system was a welded assembly. It is recommended that all parts noted [1] should be replaced.
- [3] Required for installation.
- [93] Locating clip must be knocked off OEM converter for proper installation.

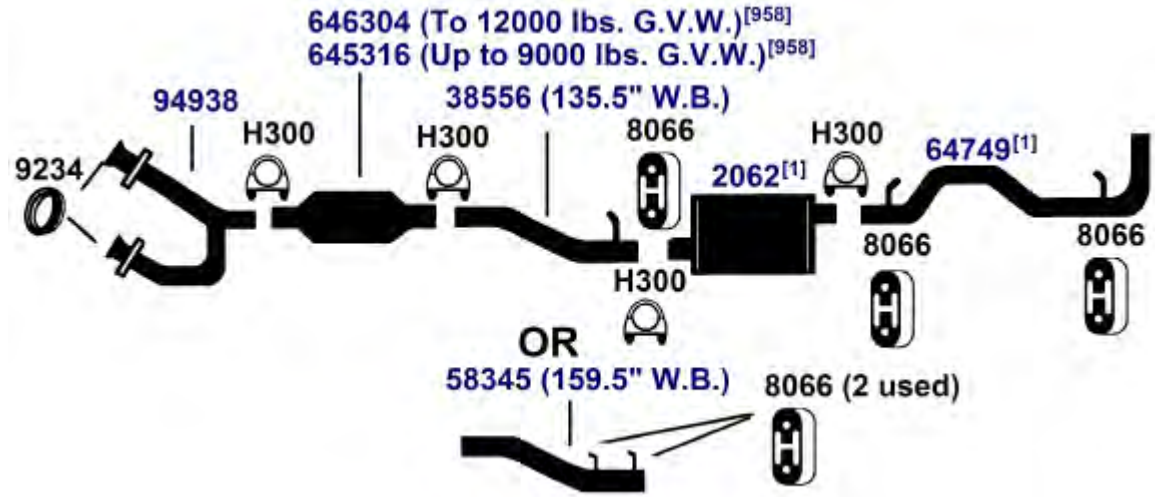
- [98] Refer to current Catalytic Converter catalog or Website catalog for availability.
- [122] If replacing O.E. exhaust system, first cut tail pipe on vehicle immediately behind converter to tail pipe weld. Cut through outer pipe only, leaving converter nipple intact.
- [958] Federal & California Emission vehicles. Not legal for sale for vehicles licensed in California.

CHEVROLET K30/3500, V30/3500 SERIES 4WD PICKUP

90-94 8 Cyl. K3500; 131.5", 155.5" W.B.; 454 Engine (7.4L); 4 W.D.; 1 Ton **(22623)**



90-94 8 Cyl. K3500; Chassis Cab; 135.5", 159.5" W.B.; 350K Engine (5.7L); 4 W.D.; 1 Ton; **(22624)**
 except 15,000 lbs. G.V.W.



DIRECT FIT MSL/MAXIMUM Muffler... 700222

NA-Not Available. NR-Not Required. FL-Remove and Re-Use Old Flange. ● Golden Warehouse. O.E.-Original Equipment.
 # Airtube Kit [4948] may be required to complete installation. EFI-Electronic Fuel Injection.

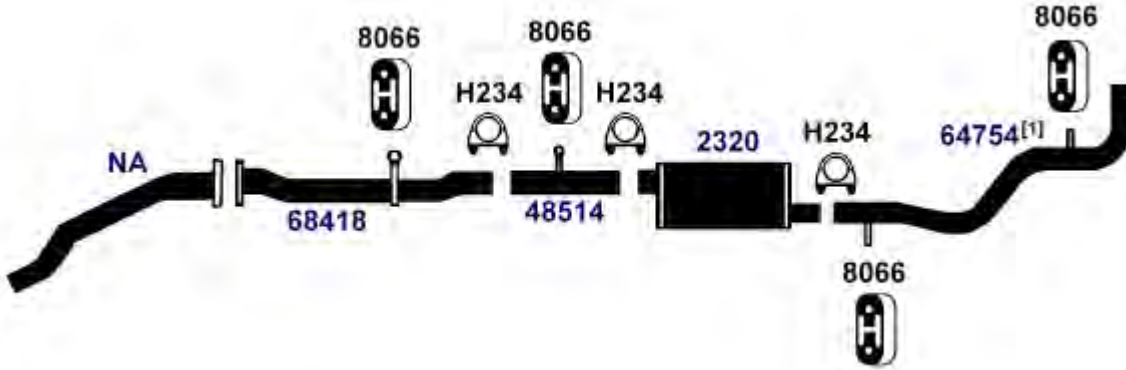
[1] OE system was a welded assembly. It is recommended that all parts noted [1] should be replaced.
 [98] Refer to current Catalytic Converter catalog or Website catalog for availability.

[122] If replacing O.E. exhaust system, first cut tail pipe on vehicle immediately behind converter to tail pipe weld. Cut through outer pipe only, leaving converter nipple intact.

[958] Federal & California Emission vehicles. Not legal for sale for vehicles licensed in California.

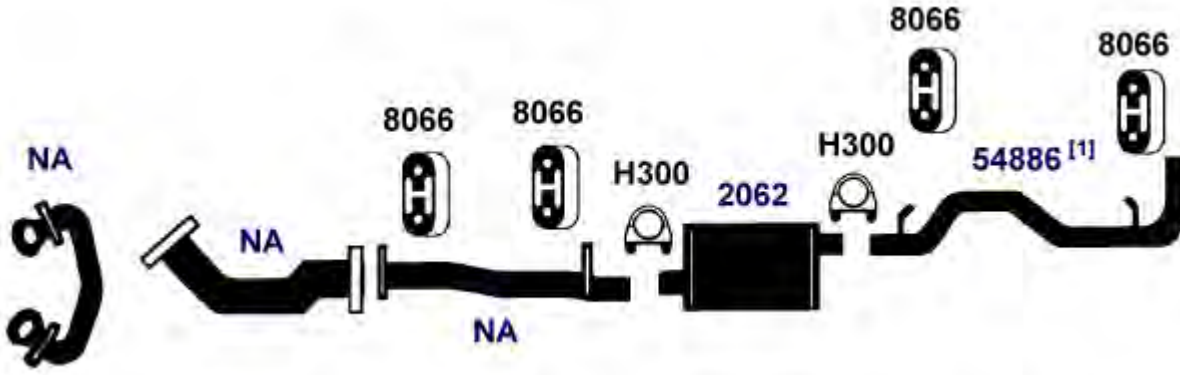
CHEVROLET K30/3500, V30/3500 SERIES 4WD PICKUP

(100547) 1993 8 Cyl. K3500; 155.5" W.B.; 395F Turbo Diesel Engine (6.5L); 4 W.D.; 1 Ton; (Over 8500 lbs. G.V.W.)



DIRECT FIT MSL/MAXIMUM Muffler... 700336, Silentone DIY Muffler... 5571 and 8963 Connector

(100434) 92-93 8 Cyl. K3500; 135.5", 159.5" W.B.; 395F Turbo Diesel Engine (6.5L); 4 W.D.; 1 Ton; except 15,000 lbs. G.V.W.



NA-Not Available. NR-Not Required. FL-Remove and Re-Use Old Flange. ● Golden Warehouse. O.E.-Original Equipment.
Airtube Kit [4948] may be required to complete installation. EFI-Electronic Fuel Injection.

[1] OE system was a welded assembly. It is recommended that all parts noted [1] should be replaced.

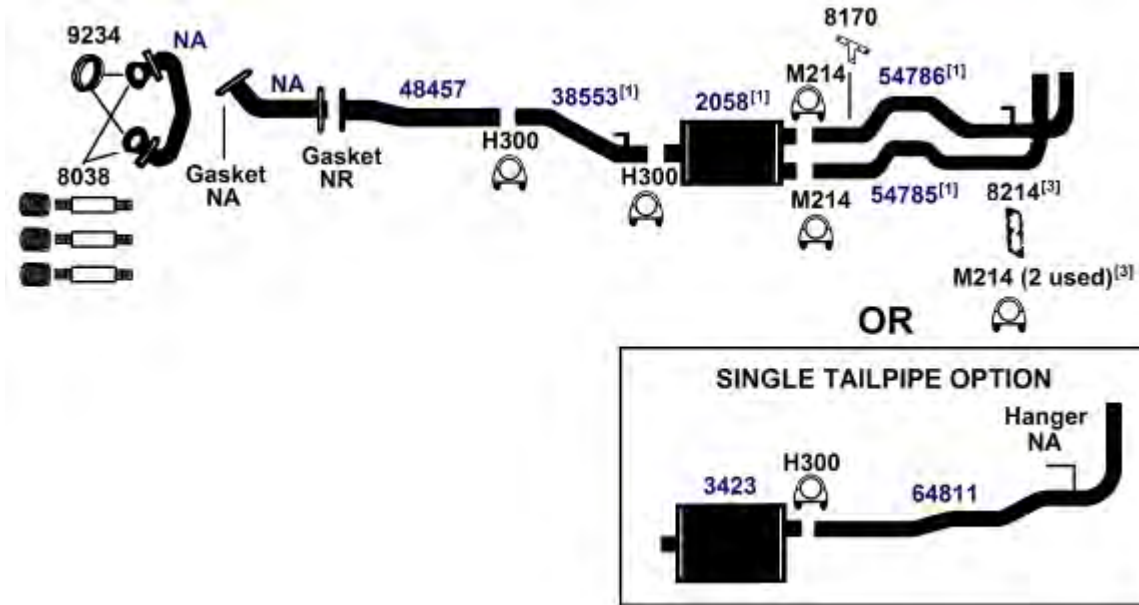
CHEVROLET K30/3500, V30/3500 SERIES 4WD PICKUP

92-93

8 Cyl.

K3500; 131.5" W.B.; 395F Turbo Diesel Engine (6.5L); 4 W.D.; 1 Ton

(22631)



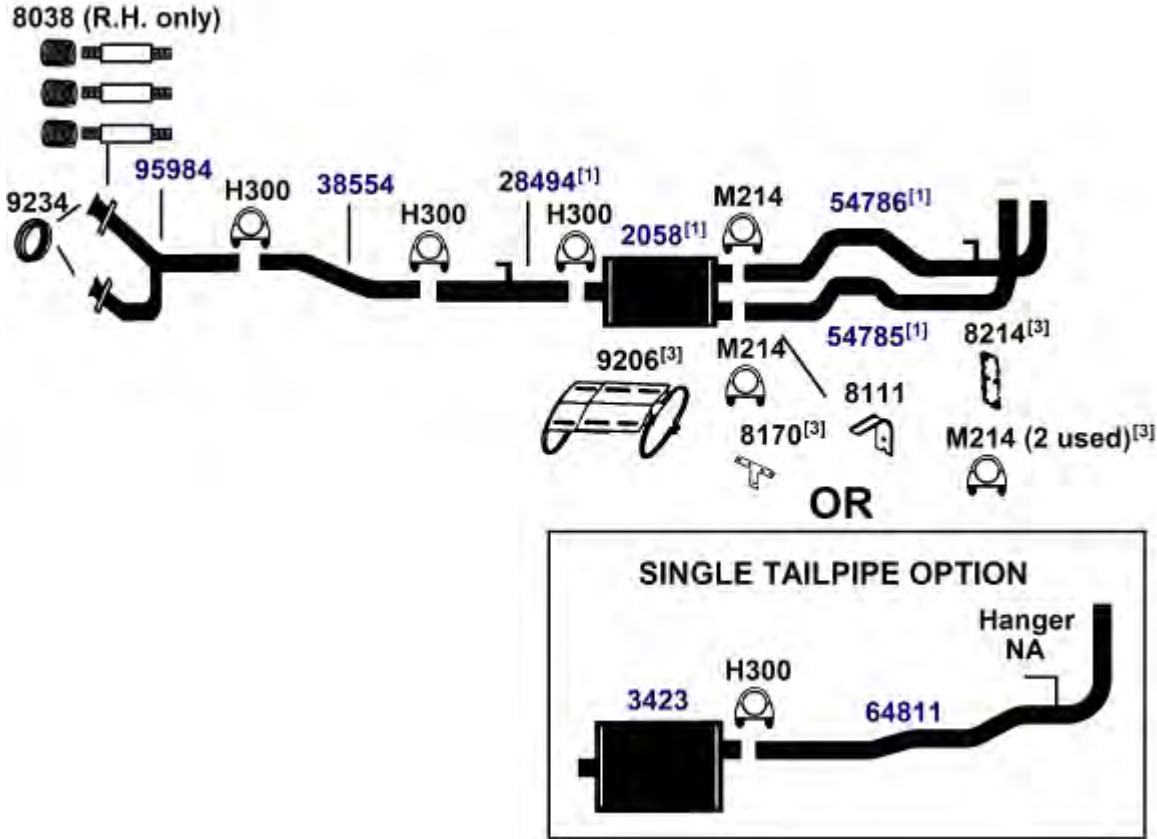
DIRECT FIT MSL/MAXIMUM Muffler... Muffler (2058)- 6576, Muffler (3423)- 700126 (w/ Single Tailpipe Option), Silentone DIY Muffler... Muffler (3423)- 5568 (w/ Single Tailpipe Option)

NA-Not Available. NR-Not Required. FL-Remove and Re-Use Old Flange. ● Golden Warehouse. O.E.-Original Equipment.
 # Airtube Kit [4948] may be required to complete installation. EFI-Electronic Fuel Injection.

[1] OE system was a welded assembly. It is recommended that all parts noted [1] should be replaced. [3] Required for installation.

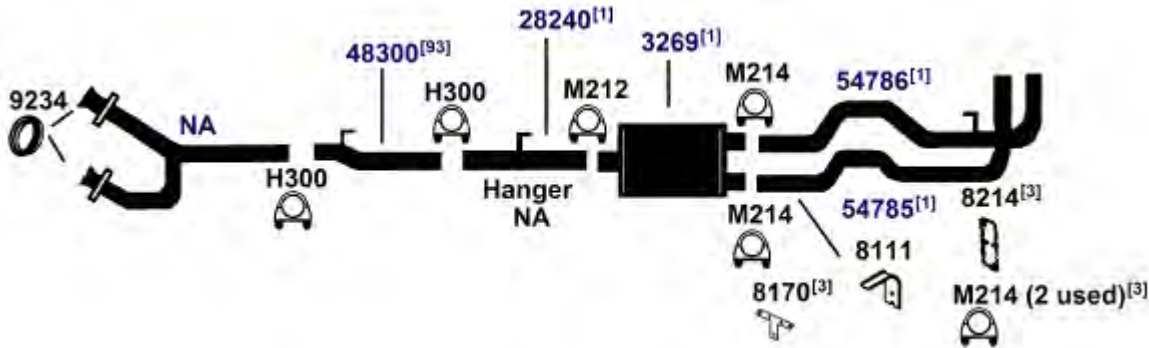
CHEVROLET K30/3500, V30/3500 SERIES 4WD PICKUP

(22625) 91-93 8 Cyl. K3500; 155.5", W.B.; 379 Diesel Engine (6.2L); 4 W.D.; 1 Ton



DIRECT FIT MSL/MAXIMUM Muffler... Muffler (2058)- 6576, Muffler (3423)- 700126 (w/ Single Tailpipe Option), Silentone DIY Muffler... Muffler (3423)- 5568 (w/ Single Tailpipe Option)

(100546) 91-93 8 Cyl. K3500; 155.5" W.B.; 379 Diesel Engine (6.2L); 4 W.D.; 1 Ton; with 2 1/2" Muffler Inlet



DIRECT FIT MSL/MAXIMUM Muffler... 700104, UNIVERSAL FIT MSL/MAXIMUM Muffler... 6557, 6576, Silentone DIY Muffler... 5542 and two 8911 Connectors and two M200 Clamps

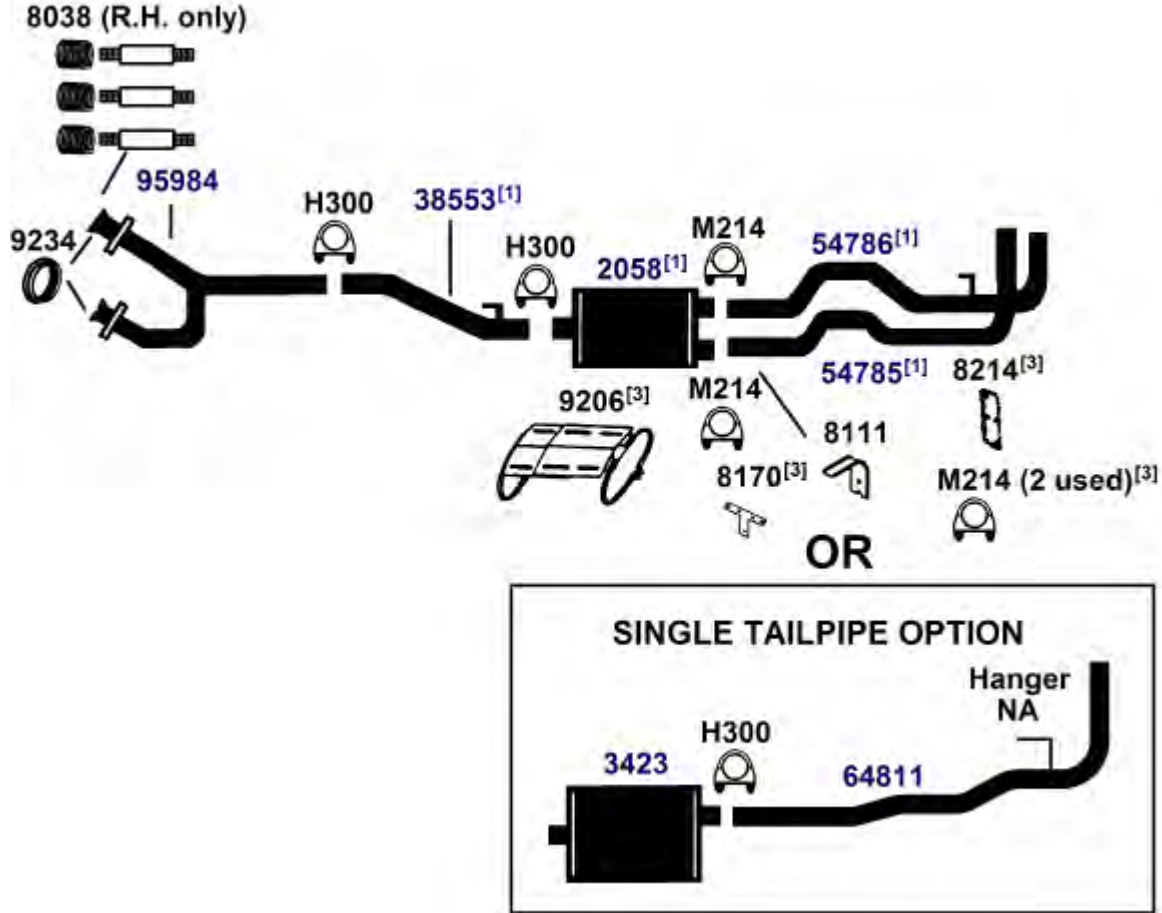
NA-Not Available. NR-Not Required. FL-Remove and Re-Use Old Flange. ● Golden Warehouse. O.E.-Original Equipment.
Airtube Kit [4948] may be required to complete installation. EFI-Electronic Fuel Injection.

- [1] OE system was a welded assembly. It is recommended that all parts noted [1] should be replaced.
- [93] Locating clip must be knocked off OEM converter for proper installation.
- [3] Required for installation.

CHEVROLET K30/3500, V30/3500 SERIES 4WD PICKUP

91-93 8 Cyl. K3500; 131.5", W.B.; 379 Diesel Engine (6.2L); 4 W.D.; 1 Ton

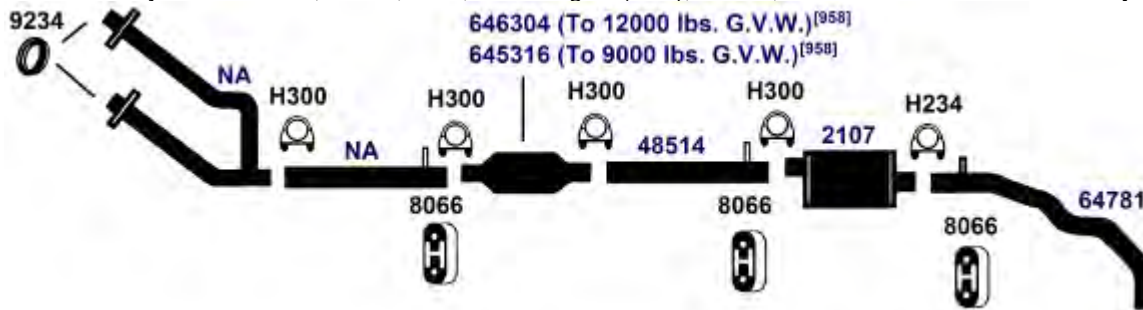
(22626)



DIRECT FIT MSL/MAXIMUM Muffler... Muffler (2058)- 6576, Muffler (3423)- 700126 (w/ Single Tailpipe Option), Silentone DIY Muffler... Muffler (3423)- 5568 (w/ Single Tailpipe Option)

1991 8 Cyl. V3500; 164.5", W.B.; 350K Engine (5.7L); 4 W.D.; 1 Ton

(100436)

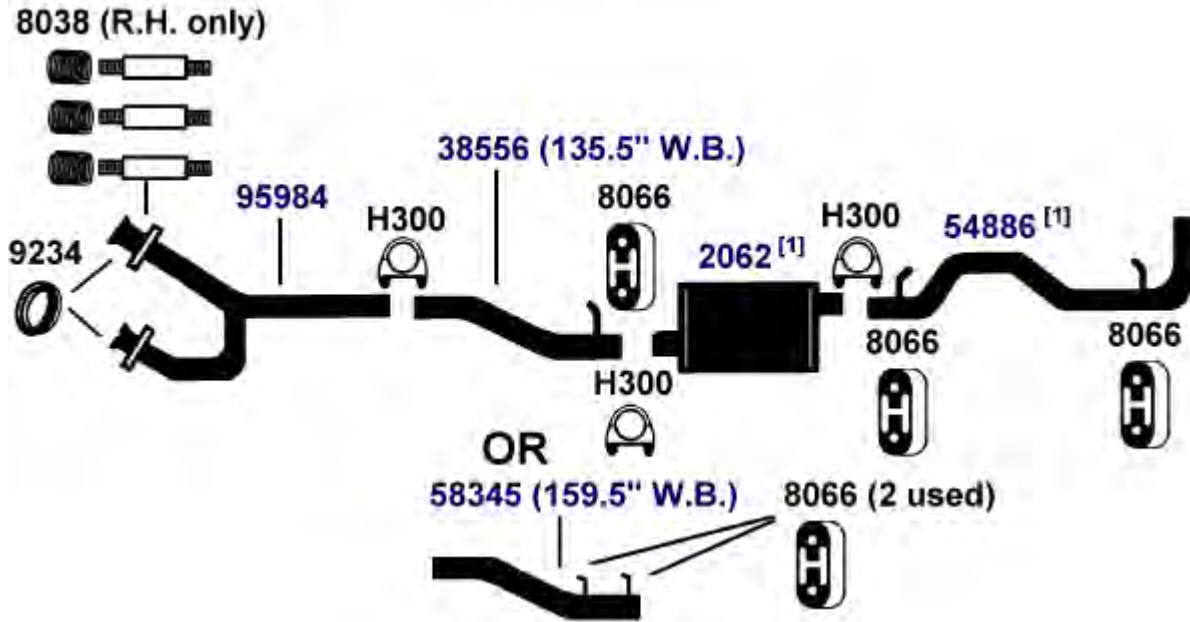


NA-Not Available. NR-Not Required. FL-Remove and Re-Use Old Flange. ● Golden Warehouse. O.E.-Original Equipment.
Airtube Kit [4948] may be required to complete installation. EFI-Electronic Fuel Injection.

- [1] OE system was a welded assembly. It is recommended that all parts noted [1] should be replaced.
- [3] Required for installation.
- [958] Federal & California Emission vehicles. Not legal for sale for vehicles licensed in California.

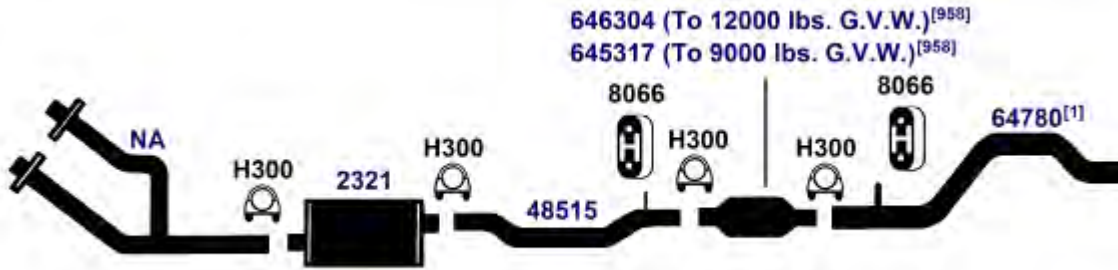
CHEVROLET K30/3500, V30/3500 SERIES 4WD PICKUP

(22621) 90-91 8 Cyl. K3500; Chassis Cab; 135.5", 159.5" W.B.; 379 Diesel Engine (6.2L); 4 W.D.; 1 Ton



DIRECT FIT MSL/MAXIMUM Muffler... 700222

(100435) 90-91 8 Cyl. V3500; Crew Cab; 164.5" W.B.; 454 Engine (7.4L); 4 W.D.; 1 Ton; with Converter



Silentone DIY Muffler... 5571

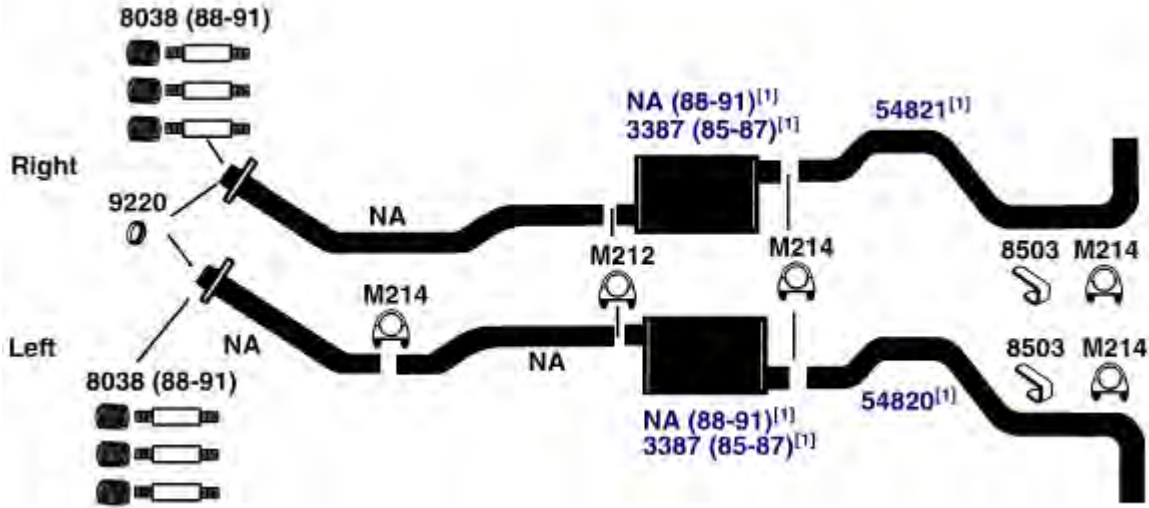
NA-Not Available. NR-Not Required. FL-Remove and Re-Use Old Flange. ● Golden Warehouse. O.E.-Original Equipment.
 # Airtube Kit [4948] may be required to complete installation. EFI-Electronic Fuel Injection.

[1] OE system was a welded assembly. It is recommended that all parts noted [1] should be replaced. [958] Federal & California Emission vehicles. Not legal for sale for vehicles licensed in California.

CHEVROLET K30/3500, V30/3500 SERIES 4WD PICKUP

87-91 8 Cyl. V30/V3500; All W.B.; 379 Diesel Engine (6.2L); 4 W.D.; 1 Ton
85-86 8 Cyl. K30/K3500; All W.B.; 379 Diesel Engine (6.2L); 4 W.D.; 1 Ton

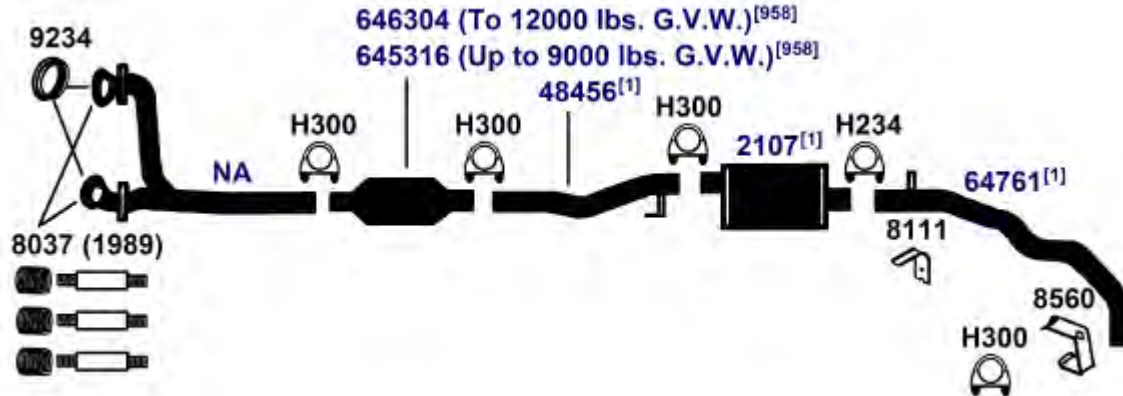
(22618)



DIRECT FIT MSL/MAXIMUM Muffler... Left 700361 (85-87), Right 700361 (85-87), UNIVERSAL FIT MSL/MAXIMUM Muffler... Left 6505, Right 6505

89-90 8 Cyl. V30/V3500; 164.5" W.B.; 350K Engine (5.7L); 4 W.D.; 1 Ton

(22630)

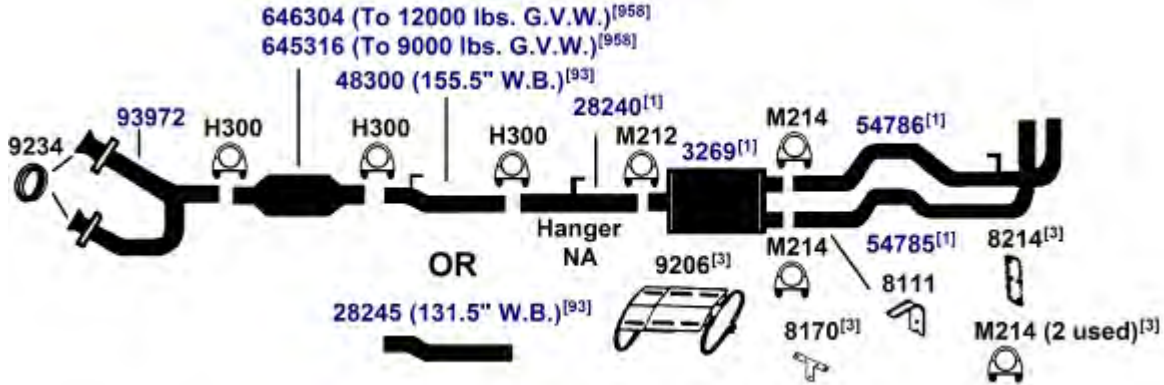


NA-Not Available. NR-Not Required. FL-Remove and Re-Use Old Flange. ● Golden Warehouse. O.E.-Original Equipment.
 # Airtube Kit [4948] may be required to complete installation. EFI-Electronic Fuel Injection.

[1] OE system was a welded assembly. It is recommended that all parts noted [1] should be replaced. [958] Federal & California Emission vehicles. Not legal for sale for vehicles licensed in California.

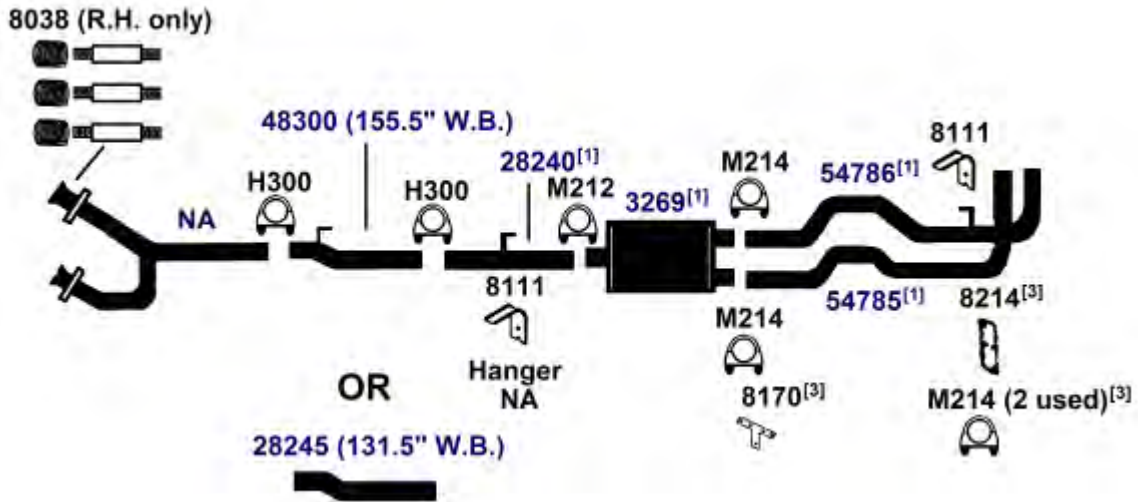
CHEVROLET K30/3500, V30/3500 SERIES 4WD PICKUP

(22620) 88-90 8 Cyl. K3500; 131.5", 155.5" W.B.; 350K Engine (5.7L); 4 W.D.; 1 Ton; with one Converter



DIRECT FIT MSL/MAXIMUM Muffler... 700104, UNIVERSAL FIT MSL/MAXIMUM Muffler... 6557, 6576, Silentone DIY Muffler... 5542 and two 8911 Connectors and two M200 Clamps

(22615) 88-90 8 Cyl. K3500; 131.5", 155.5" W.B.; 379 Diesel Engine (6.2L); 4 W.D.; 1 Ton



DIRECT FIT MSL/MAXIMUM Muffler... 700104, UNIVERSAL FIT MSL/MAXIMUM Muffler... 6557, 6576, Silentone DIY Muffler... 5542 and two 8911 Connectors and two M200 Clamps

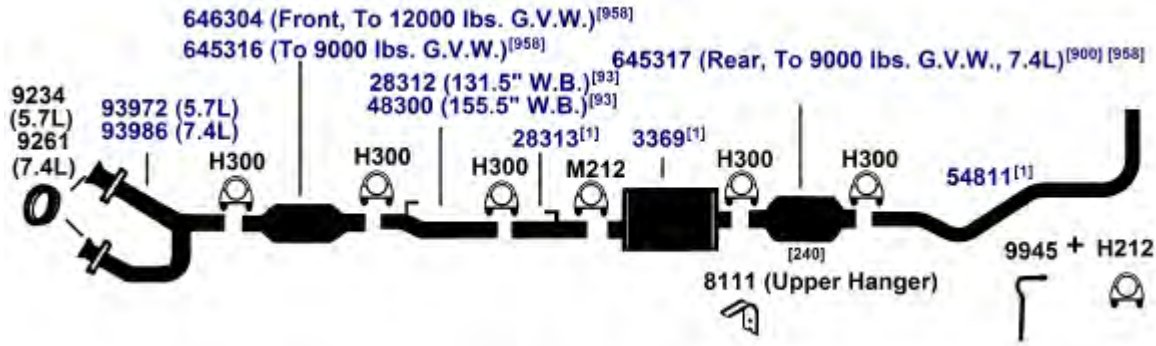
NA-Not Available. NR-Not Required. FL-Remove and Re-Use Old Flange. ● Golden Warehouse. O.E.-Original Equipment.
Airtube Kit [4948] may be required to complete installation. EFI-Electronic Fuel Injection.

- [1] OE system was a welded assembly. It is recommended that all parts noted [1] should be replaced.
- [3] Required for installation.

- [93] Locating clip must be knocked off OEM converter for proper installation.
- [958] Federal & California Emission vehicles. Not legal for sale for vehicles licensed in California.

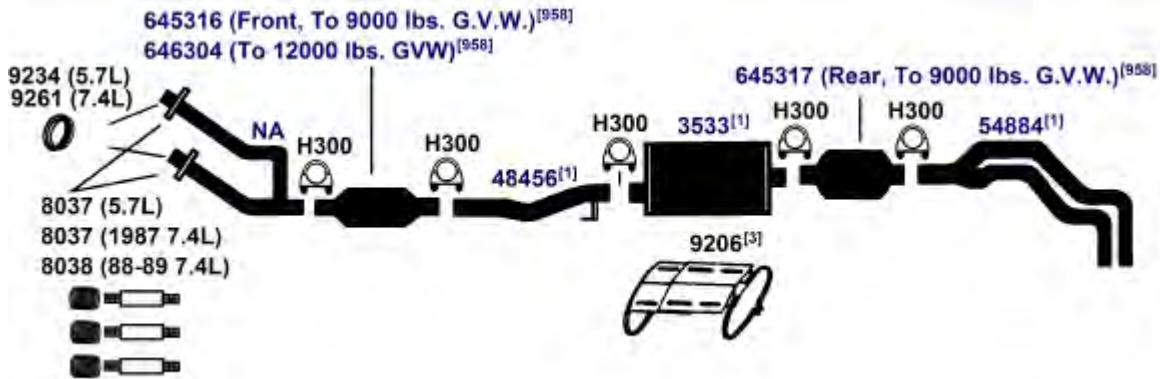
CHEVROLET K30/3500, V30/3500 SERIES 4WD PICKUP

88-89 8 Cyl. K3500; 131.5", 155.5" W.B.; 350K, 454N Engine (5.7L, 7.4L); 4 W.D.; 1 Ton; **(22617)**
 with two Converters



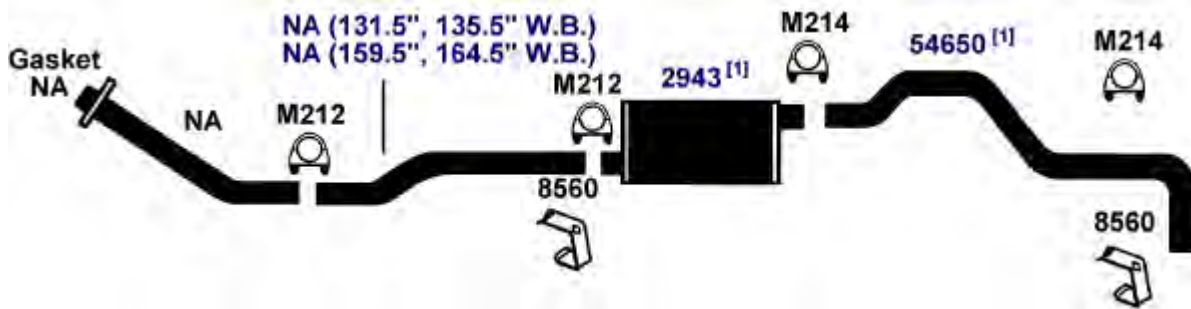
UNIVERSAL FIT MSL/MAXIMUM Muffler... 6577, 6595, 709998

87-89 8 Cyl. V30/V3500; 164.5" W.B.; 350K, 454 Engine (5.7L, 7.4L); 4 W.D.; 1 Ton **(22619)**



DIRECT FIT MSL/MAXIMUM Muffler... 700141, UNIVERSAL FIT MSL/MAXIMUM Muffler... 6577, Silentone DIY Muffler... 5568 and 8975 Connector

1985 6 Cyl. K30/K3500; 131.5", 135.5", 159.5", 164.5" W.B.; 292 Engine (4.8L); 4 W.D.; 1 Ton; Built before Jan. 1, 1985 **(21301)**



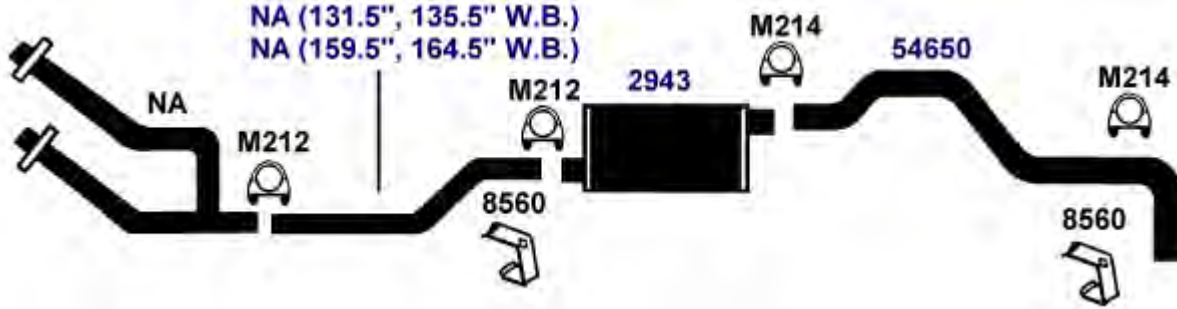
DIRECT FIT MSL/MAXIMUM Muffler... 700051, UNIVERSAL FIT MSL/MAXIMUM Muffler... 6505, Silentone DIY Muffler... 5508

NA-Not Available. NR-Not Required. FL-Remove and Re-Use Old Flange. ● Golden Warehouse. O.E.-Original Equipment.
 # Airtube Kit [4948] may be required to complete installation. EFI-Electronic Fuel Injection.

- [1] OE system was a welded assembly. It is recommended that all parts noted [1] should be replaced.
- [3] Required for installation.
- [93] Locating clip must be knocked off OEM converter for proper installation.
- [98] Refer to current Catalytic Converter catalog or Website catalog for availability.
- [240] See "Rear Converter cut-off instructions" in General Information section of catalog.
- [900] Direct fit converter may require resizing, cutting or bushing.
- [958] Federal & California Emission vehicles. Not legal for sale for vehicles licensed in California.

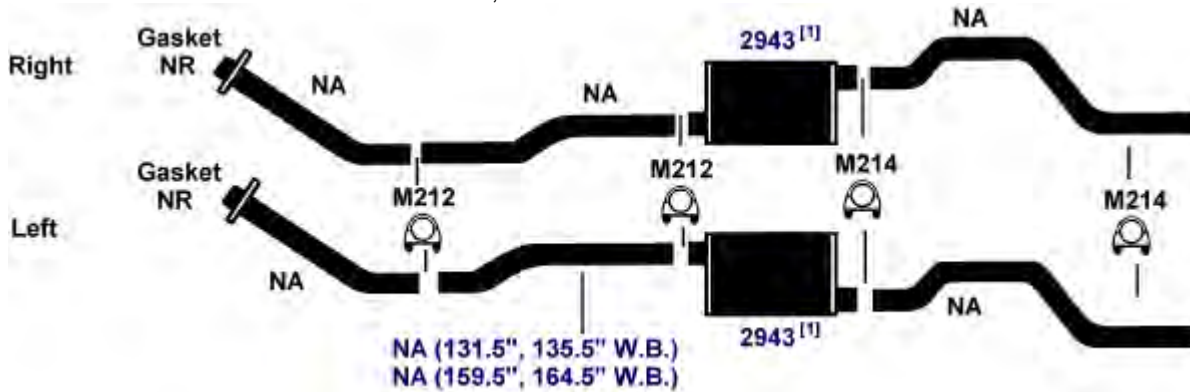
CHEVROLET K30/3500, V30/3500 SERIES 4WD PICKUP

(22609) 1985 8 Cyl. K30/K3500; 131.5", 135.5", 159.5", 164.5" W.B.; 350M, Engine (5.7L); 4 W.D.; 1 Ton (Models built before Jan. 1, 1985)



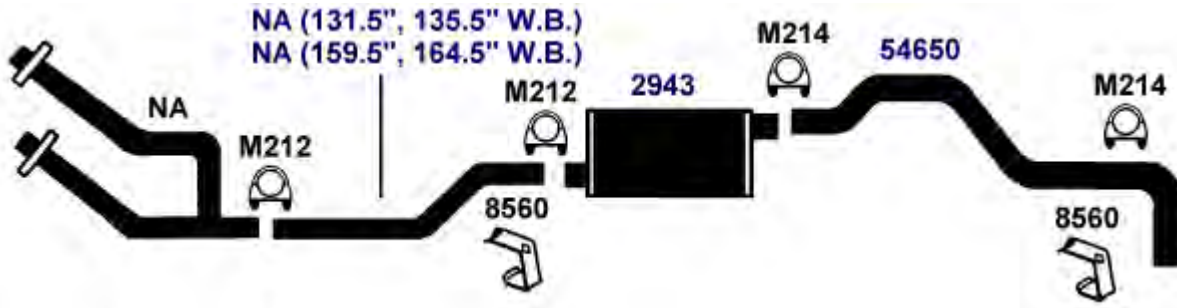
DIRECT FIT MSL/MAXIMUM Muffler... 700051, UNIVERSAL FIT MSL/MAXIMUM Muffler... 6505, Silentone DIY Muffler... 5508

(22608) 83-84 8 Cyl. K30/K3500, 131.5", 135.5", 159.5", 164.5" W.B., 350M Engine (5.7L), 4 W.D., 1 Ton, Dual Exhaust



DIRECT FIT MSL/MAXIMUM Muffler... Left 700051, Right 700051, UNIVERSAL FIT MSL/MAXIMUM Muffler... Left 6505, Right 6505, Silentone DIY Muffler... Left 5508, Right 5508

(22609E) 83-84 8 Cyl. K30/K3500; 131.5", 135.5", 159.5", 164.5" W.B.; 350M, Engine (5.7L); 4 W.D.; 1 Ton



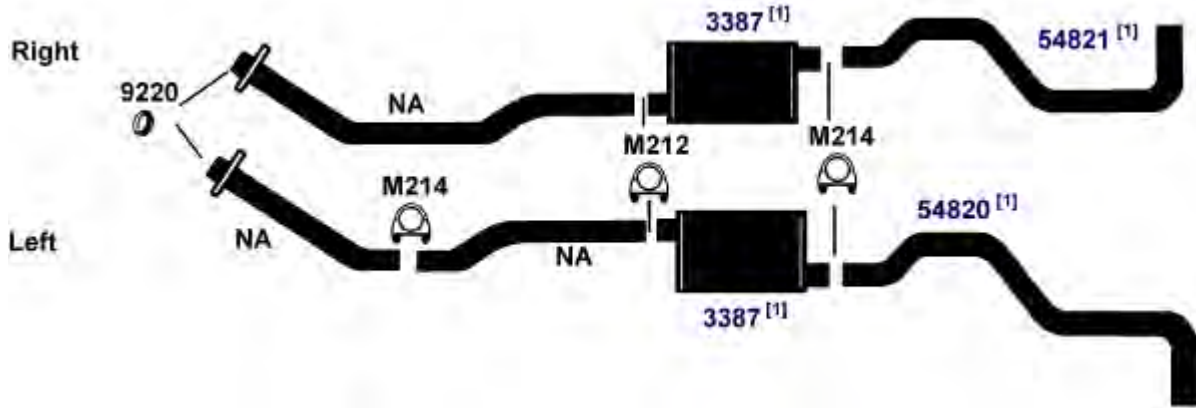
DIRECT FIT MSL/MAXIMUM Muffler... 700051, UNIVERSAL FIT MSL/MAXIMUM Muffler... 6505, Silentone DIY Muffler... 5508

NA-Not Available. NR-Not Required. FL-Remove and Re-Use Old Flange. ● Golden Warehouse. O.E.-Original Equipment.
Airtube Kit [4948] may be required to complete installation. EFI-Electronic Fuel Injection.

[1] OE system was a welded assembly. It is recommended that all parts noted [1] should be replaced.

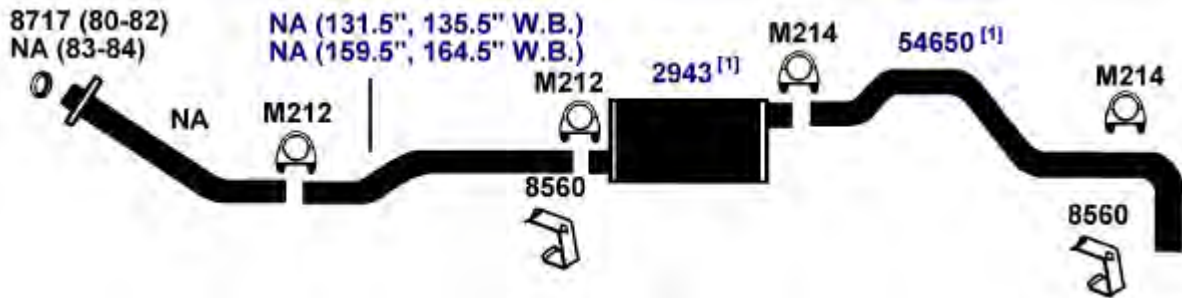
CHEVROLET K30/3500, V30/3500 SERIES 4WD PICKUP

82-84 8 Cyl. K30/K3500, All W.B., 379 Diesel Engine (6.2L), 4 W.D., 1 Ton **(22618E)**



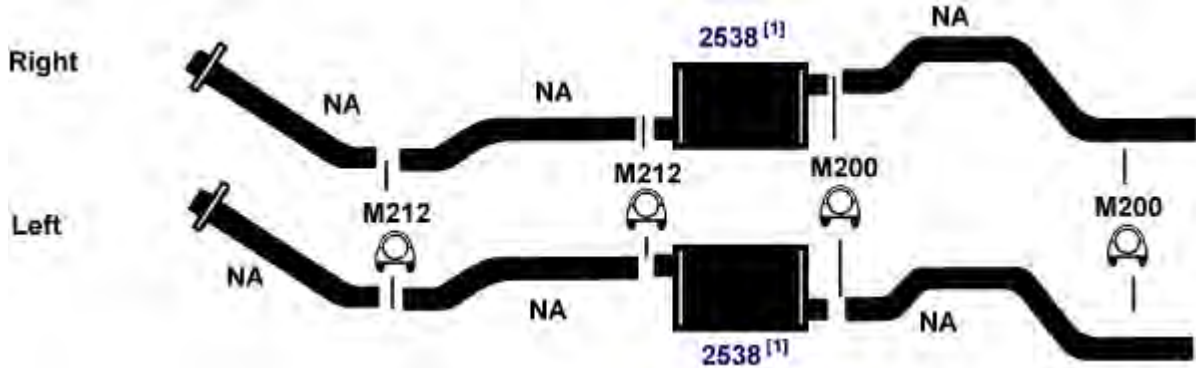
DIRECT FIT MSL/MAXIMUM Muffler... Left 700361, Right 700361, UNIVERSAL FIT MSL/MAXIMUM Muffler... Left 6505, Right 6505

80-84 6 Cyl. K30/K3500; 131.5", 135.5", 159.5", 164.5" W.B.; 292 Engine (4.8L); 4 W.D.; 1 Ton **(21301E)**



DIRECT FIT MSL/MAXIMUM Muffler... 700051, UNIVERSAL FIT MSL/MAXIMUM Muffler... 6505, Silentone DIY Muffler... 5508

1982 8 Cyl. K30/K3500, 131.5", 135.5", 159.5", 164.5" W.B.; 454 Engine, 4 W.D., 1 Ton, Dual Exhaust **(22605)**



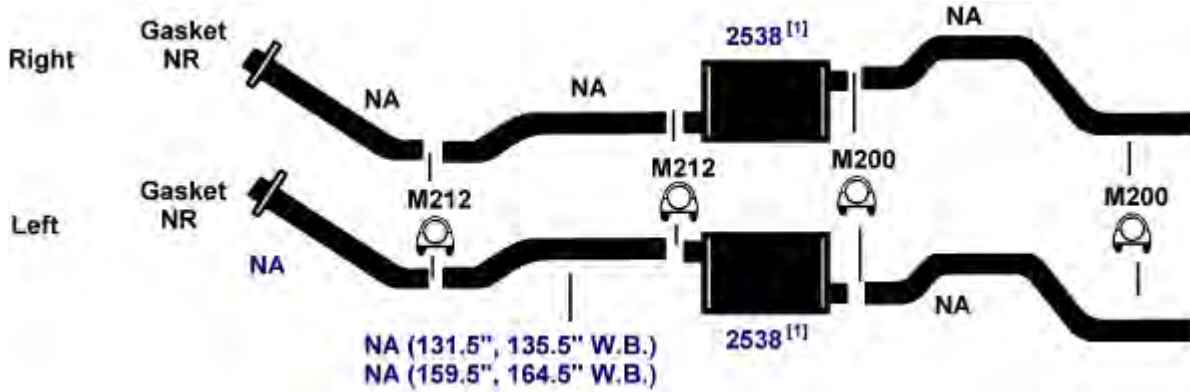
DIRECT FIT MSL/MAXIMUM Muffler... Left 6505, Right 6505, Silentone DIY Muffler... Left 5512, Right 5512

NA-Not Available. NR-Not Required. FL-Remove and Re-Use Old Flange. ● Golden Warehouse. O.E.-Original Equipment.
Airtube Kit [4948] may be required to complete installation. EFI-Electronic Fuel Injection.

[1] OE system was a welded assembly. It is recommended that all parts noted [1] should be replaced.

CHEVROLET K30/3500, V30/3500 SERIES 4WD PICKUP

(22606) 1982 8 Cyl. K30/K3500, 131.5", 135.5", 159.5", 164.5" W.B., 350M Engine (5.7L), 4 W.D., 1 Ton, Dual Exhaust



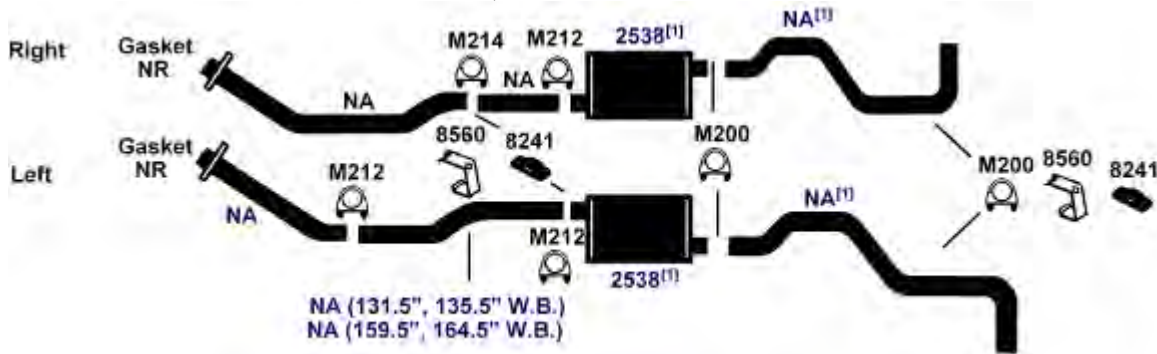
DIRECT FIT MSL/MAXIMUM Muffler... Left 6505, Right 6505, Silentone DIY Muffler... Left 5512, Right 5512

(22601) 79-82 8 Cyl. K30/K3500, 131.5", 135.5", 159.5", 164.5" W.B.; 350 Engine, 4 W.D., 1 Ton, Single Exhaust



DIRECT FIT MSL/MAXIMUM Muffler... 700051, UNIVERSAL FIT MSL/MAXIMUM Muffler... 6505, Silentone DIY Muffler... 5508

(22602) 79-81 8 Cyl. K30/K3500, 131.5", 135.5", 159.5", 164.5" W.B.; 350, 400 Engine; 4 W.D., 1 Ton, Dual Exhaust



DIRECT FIT MSL/MAXIMUM Muffler... Left 6505, Right 6505, Silentone DIY Muffler... Left 5512, Right 5512

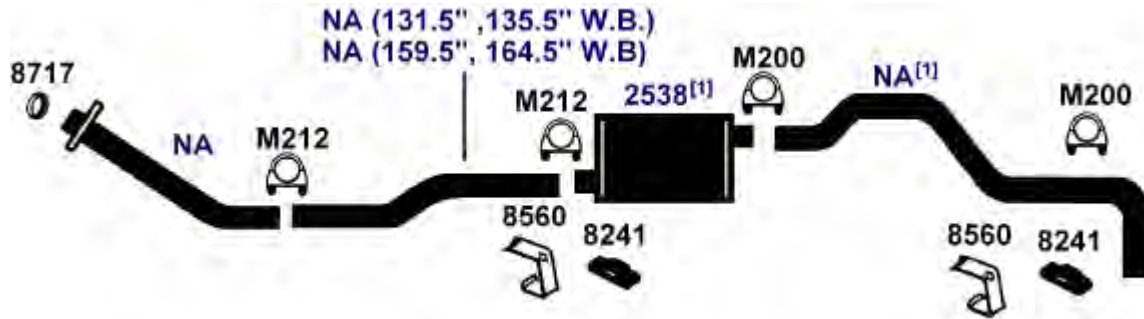
NA-Not Available. NR-Not Required. FL-Remove and Re-Use Old Flange. ● Golden Warehouse. O.E.-Original Equipment.
Airtube Kit [4948] may be required to complete installation. EFI-Electronic Fuel Injection.

[1] OE system was a welded assembly. It is recommended that all parts noted [1] should be replaced.

CHEVROLET K30/3500, V30/3500 SERIES 4WD PICKUP

1979 6 Cyl. K30/K3500, 131.5", 135.5", 159.5", 164.5" W.B.; 292 Engine

(21300)

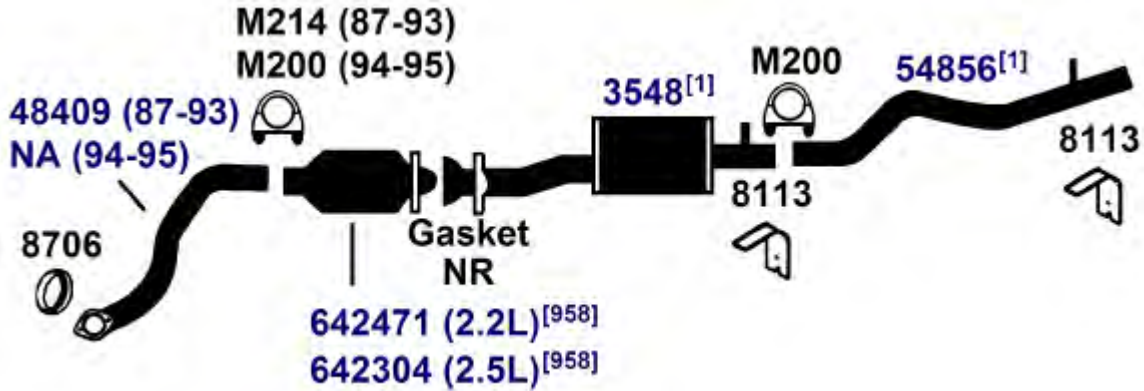


DIRECT FIT MSL/MAXIMUM Muffler... 6505, Silentone DIY Muffler... 5512

CHEVROLET LLV POSTAL VEHICLE

1994 4 Cyl. LLV Postal Vehicle; 2.2L Engine
87-93 4 Cyl. LLV Postal Vehicle; 151 (2.5L) Engine

(33651)

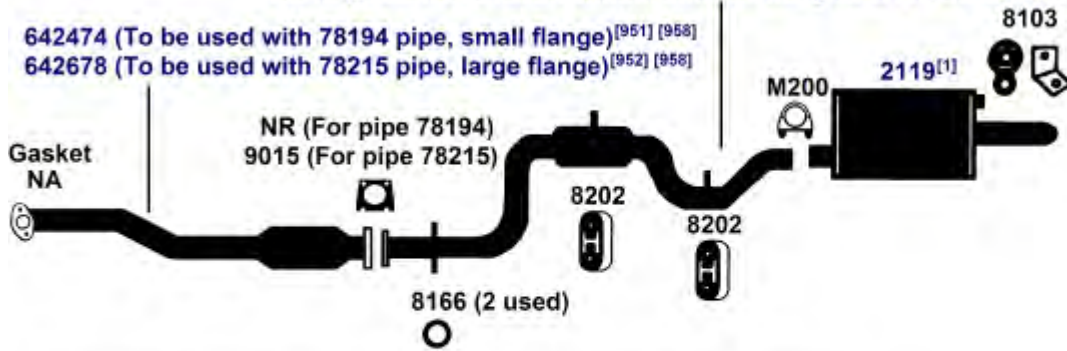


NA-Not Available. NR-Not Required. FL-Remove and Re-Use Old Flange. ● Golden Warehouse. O.E.-Original Equipment.
Airtube Kit [4948] may be required to complete installation. EFI-Electronic Fuel Injection.

[1] OE system was a welded assembly. It is recommended that all parts noted [1] should be replaced. [958] Federal & California Emission vehicles. Not legal for sale for vehicles licensed in California.

CHEVROLET LUMINA

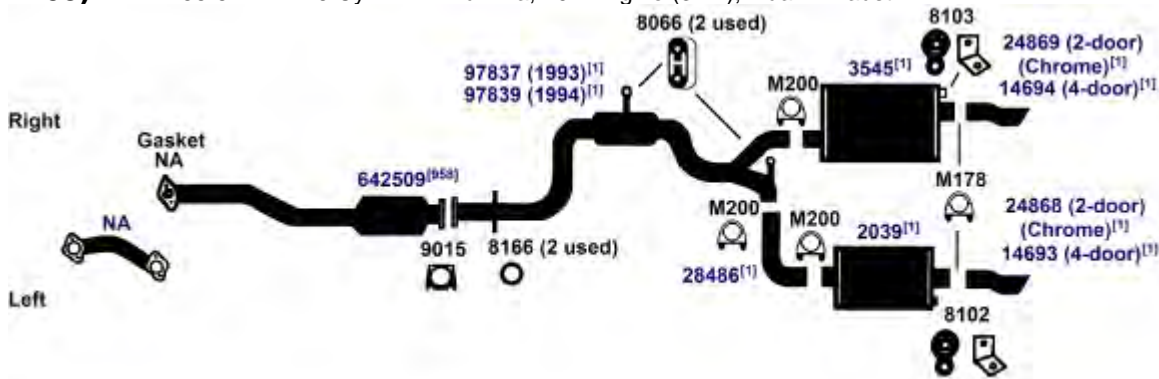
(12106) 1994 6 Cyl. Lumina, 3.1L Engine, Single Exhaust (except California NB2 Vehicle Code)
 78194 (Distance between bottom bolts on flange 2-11/16", center to center)
 78215 (Distance between bottom bolts on flange 3-3/16", center to center)



Note:- California Emissions... "NB2" on Vehicle Code Label
 Federal Emissions... "NA5" on Vehicle Code Label,
 Code label to be found in glove compartment or door jamb.

DIRECT FIT MSL/MAXIMUM Muffler... 700235

(12103) 93-94 6 Cyl. Lumina, 207 Engine (3.4L); Dual Exhaust



DIRECT FIT MSL/MAXIMUM Muffler... Right Muffler- 700285, Left Muffler- 700214

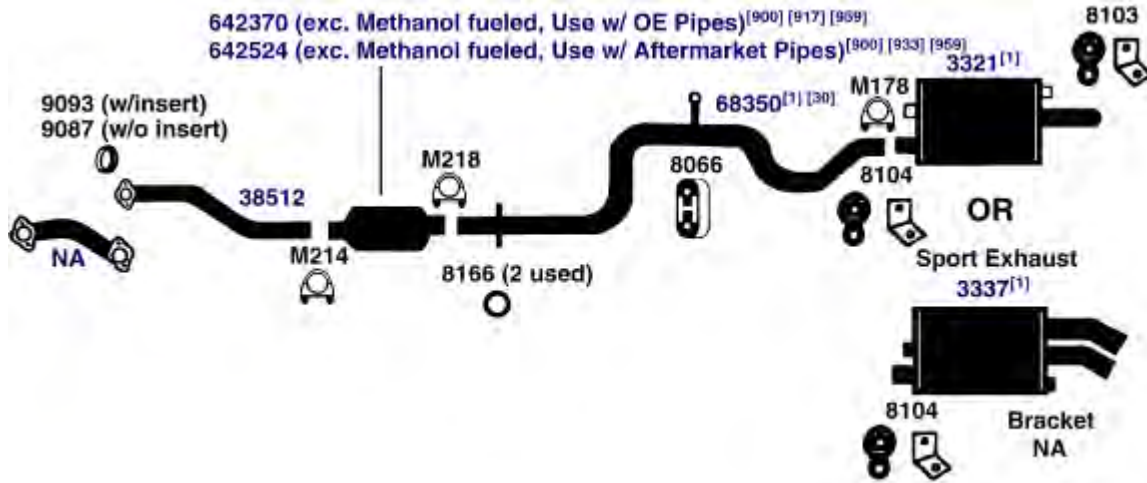
NA-Not Available. NR-Not Required. FL-Remove and Re-Use Old Flange. ● Golden Warehouse. O.E.-Original Equipment.
 # Airtube Kit [4948] may be required to complete installation. EFI-Electronic Fuel Injection.

[1] OE system was a welded assembly. It is recommended that all parts noted [1] should be replaced.

[951] Distance between bottom holes in intermediate pipe is 2 11/16" center to center.

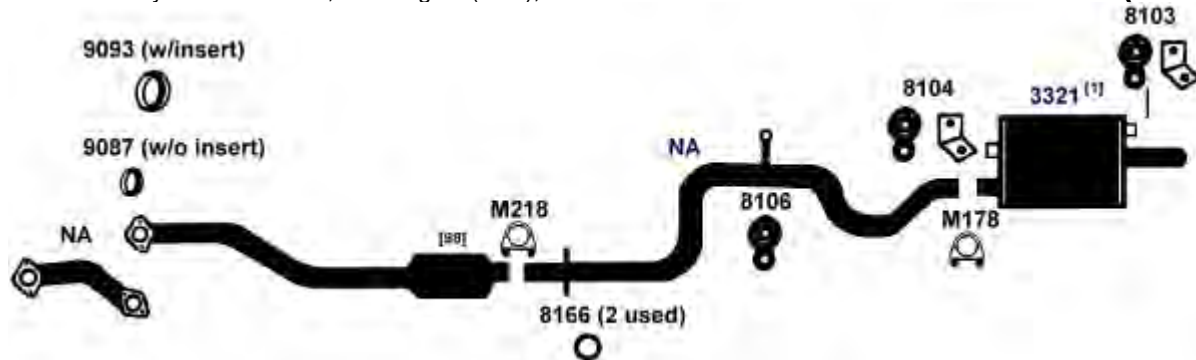
[952] Distance between bottom holes in intermediate pipe is 3 3/16" center to center.
 [958] Federal & California Emission vehicles. Not legal for sale for vehicles licensed in California.

1993 6 Cyl. Lumina, 189 Engine (3.1L); including Sport Exhaust; except California **(12105)**



DIRECT FIT MSL/MAXIMUM Muffler... Muffler (3321)- 6579, Muffler (3337)- 700189 (Sport Exhaust), UNIVERSAL FIT MSL/MAXIMUM Muffler... Muffler (3321)- 709010, Silentone DIY Muffler... Muffler (3321)- 5569 and 14663 Spout, Muffler (3337)- 5569 and 14663 Spout

1993 6 Cyl. Lumina, 189 Engine (3.1L); California Models **(100527)**



DIRECT FIT MSL/MAXIMUM Muffler... 6579, UNIVERSAL FIT MSL/MAXIMUM Muffler... 709010, Silentone DIY Muffler... 5569 and 14663 Spout

NA-Not Available. NR-Not Required. FL-Remove and Re-Use Old Flange. ● Golden Warehouse. O.E.-Original Equipment.
 # Airtube Kit [4948] may be required to complete installation. EFI-Electronic Fuel Injection.

[1] OE system was a welded assembly. It is recommended that all parts noted [1] should be replaced.

[30] The O.E. extension pipe must be cut off 1 1/2" behind the pipe to converter weld.

[98] Refer to current Catalytic Converter catalog or Website catalog for availability.

[900] Direct fit converter may require resizing, cutting or bushing.

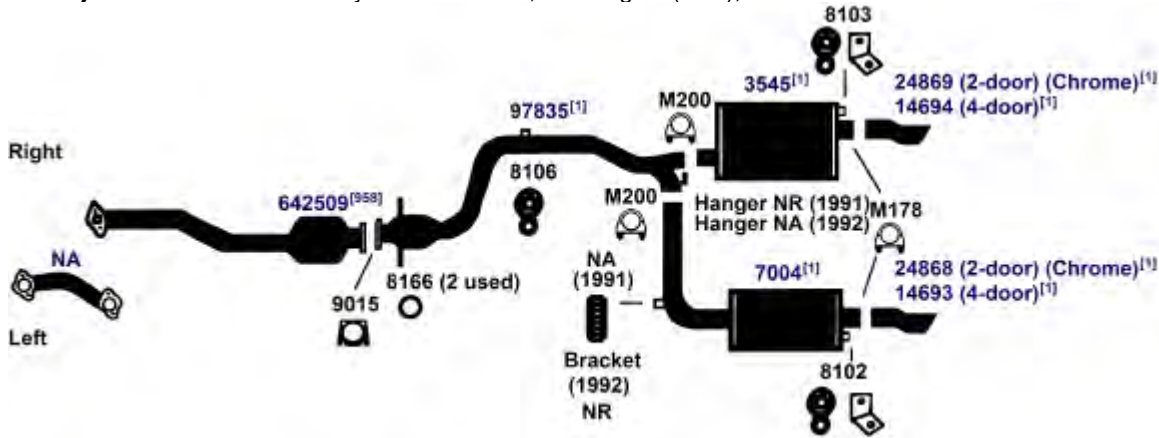
[917] # 6 bushing may be required at inlet & # 8 bushing may be required at outlet for use w/aftermarket pipe.

[933] For use with 2 1/8" I.D. intermediate pipe.

[959] Federal Emission vehicles. Not legal for sale for vehicles licensed in California.

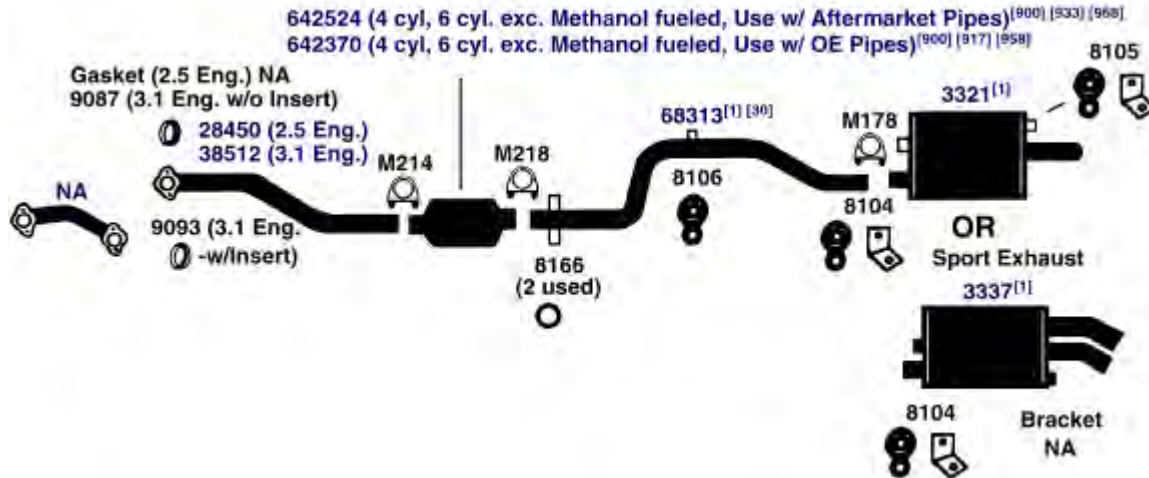
CHEVROLET LUMINA

(12102) 91-92 6 Cyl. Lumina, 207 Engine (3.4L); Dual Exhaust



DIRECT FIT MSL/MAXIMUM Muffler... Right Muffler- 700285

(12101) 90-92 4 Cyl. Lumina; 151 Engine (2.5L), 2-Door Coupe, 4-Door Sedan
 90-92 6 Cyl. Lumina; 189 Engine (3.1L), 2-Door Coupe, 4-Door Sedan; including Sport Exhaust



DIRECT FIT MSL/MAXIMUM Muffler... Muffler (3321)- 6579, Muffler (3337)- 700189 (Sport Exhaust), UNIVERSAL FIT MSL/MAXIMUM Muffler... Muffler (3321)- 709010, Silentone DIY Muffler... Muffler (3321)- 5569 and 14663 Spout, Muffler (3337)- 5569 and 14663 Spout

NA-Not Available. NR-Not Required. FL-Remove and Re-Use Old Flange. ● Golden Warehouse. O.E.-Original Equipment.
 # Airtube Kit [4948] may be required to complete installation. EFI-Electronic Fuel Injection.

[1] OE system was a welded assembly. It is recommended that all parts noted [1] should be replaced.

[30] The O.E. extension pipe must be cut off 1 1/2" behind the pipe to converter weld.

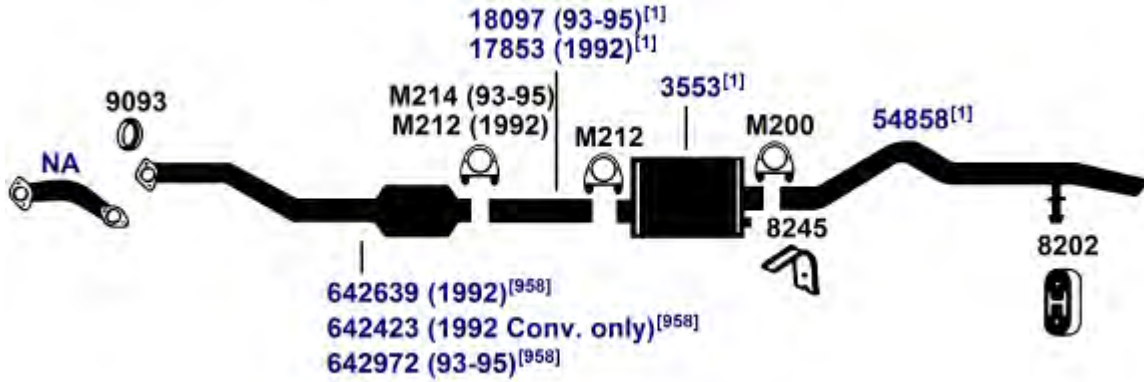
[900] Direct fit converter may require resizing, cutting or bushing.

[917] # 6 bushing may be required at inlet & # 8 bushing may be required at outlet for use w/aftermarket pipe.

[933] For use with 2 1/8" I.D. intermediate pipe.

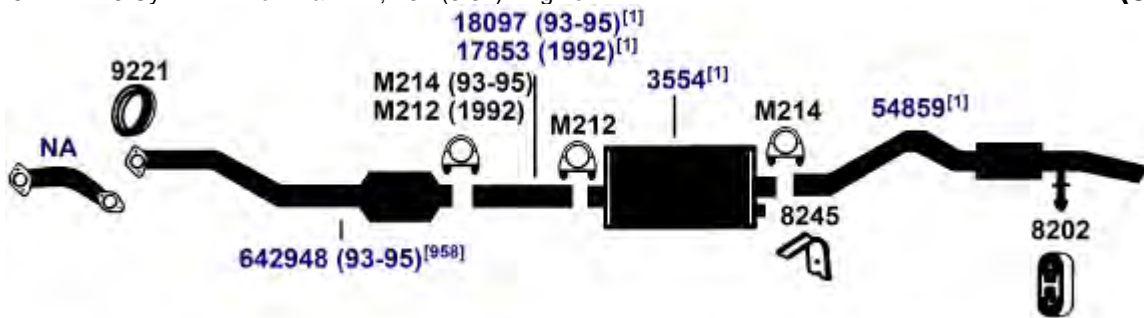
[958] Federal & California Emission vehicles. Not legal for sale for vehicles licensed in California.

92-94 6 Cyl. Lumina APV; 189 (3.1L) Engine **(33602)**



DIRECT FIT MSL/MAXIMUM Muffler... 700321

92-94 6 Cyl. Lumina APV; 231 (3.8L) Engine **(33601)**



DIRECT FIT MSL/MAXIMUM Muffler... 700286, UNIVERSAL FIT MSL/MAXIMUM Muffler... 6592, Silentone DIY Muffler... 5557 and 8506 Bracket, M214 Clamp and 8245 hanger

90-91 6 Cyl. Lumina APV; 189 (3.1L) Engine **(33600)**



DIRECT FIT MSL/MAXIMUM Muffler... 700123

NA-Not Available. NR-Not Required. FL-Remove and Re-Use Old Flange. • Golden Warehouse. O.E.-Original Equipment.
Airtube Kit [4948] may be required to complete installation. EFI-Electronic Fuel Injection.

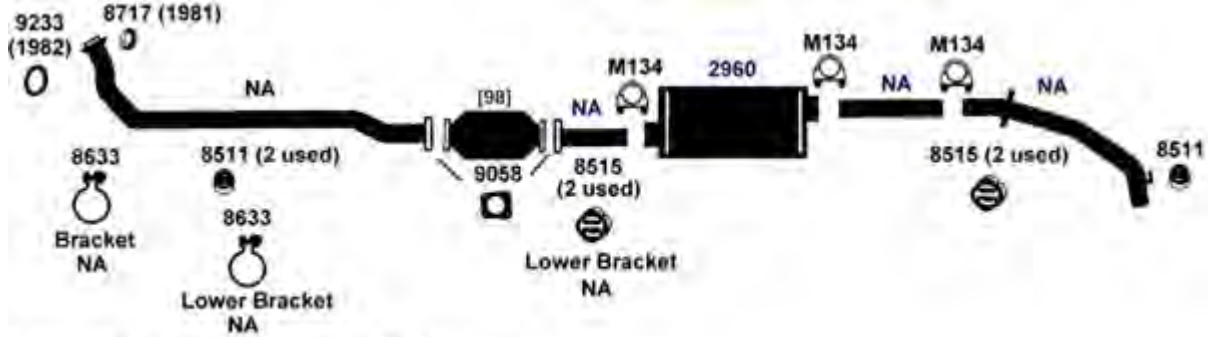
[1] OE system was a welded assembly. It is recommended that all parts noted [1] should be replaced.

[239] O.E. muffler must be cut off 1-1/2" behind the muffler nipple to converter weld.

[914] Direct fit converter includes front (Exhaust) pipe, (1) piece assembly.
[958] Federal & California Emission vehicles. Not legal for sale for vehicles licensed in California.

CHEVROLET LUV TRUCK

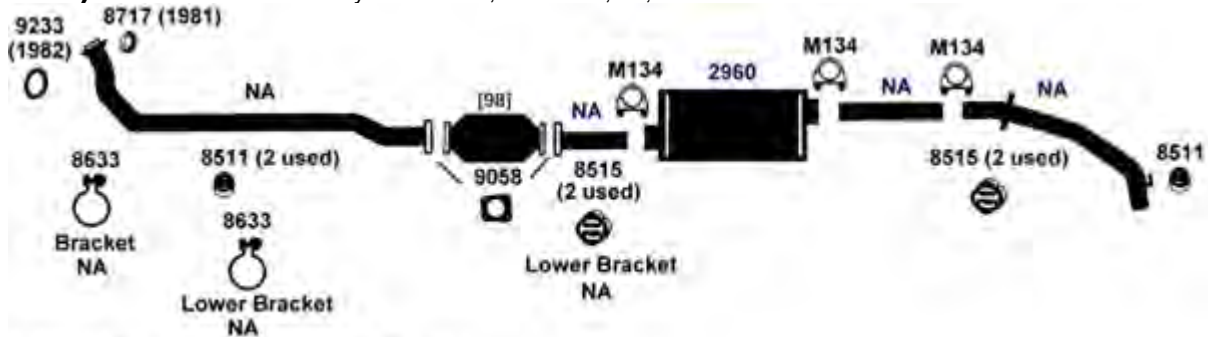
(20014) 81-82 4 Cyl. Luv, Series 11, 12; 2 W.D. with Extended Cargo Box, with Converter



DIRECT FIT MSL/MAXIMUM Muffler... 6672

DIRECT FIT MSL/MAXIMUM Muffler... 6672, UNIVERSAL FIT MSL/MAXIMUM Muffler... 709994, Silentone DIY Muffler... 5580

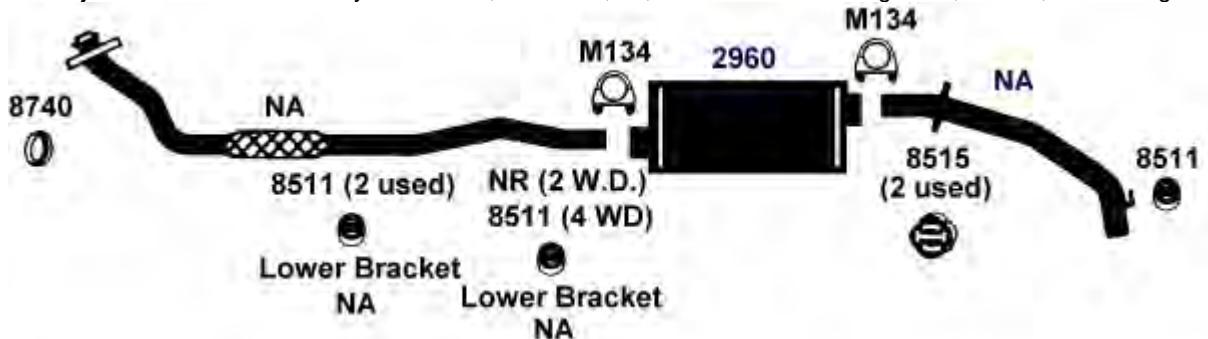
(20013) 81-82 4 Cyl. Luv, Series 11, 12; 4 W.D. with Converter



DIRECT FIT MSL/MAXIMUM Muffler... 6672

DIRECT FIT MSL/MAXIMUM Muffler... 6672, UNIVERSAL FIT MSL/MAXIMUM Muffler... 709994, Silentone DIY Muffler... 5580

(20017) 81-82 4 Cyl. Luv, Series 11, 12; 2 W.D. with Std. Cargo Box, 4 W.D.; Diesel Engine



DIRECT FIT MSL/MAXIMUM Muffler... 6672, UNIVERSAL FIT MSL/MAXIMUM Muffler... 709994, Silentone DIY Muffler... 5580

NA-Not Available. NR-Not Required. FL-Remove and Re-Use Old Flange. ● Golden Warehouse. O.E.-Original Equipment.

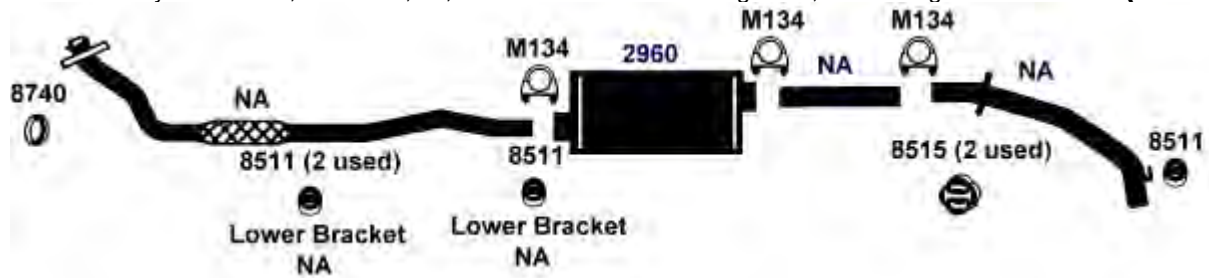
Airtube Kit [4948] may be required to complete installation. EFI-Electronic Fuel Injection.

[98] Refer to current Catalytic Converter catalog or Website catalog for availability.

[958] Federal & California Emission vehicles. Not legal for sale for vehicles licensed in California.

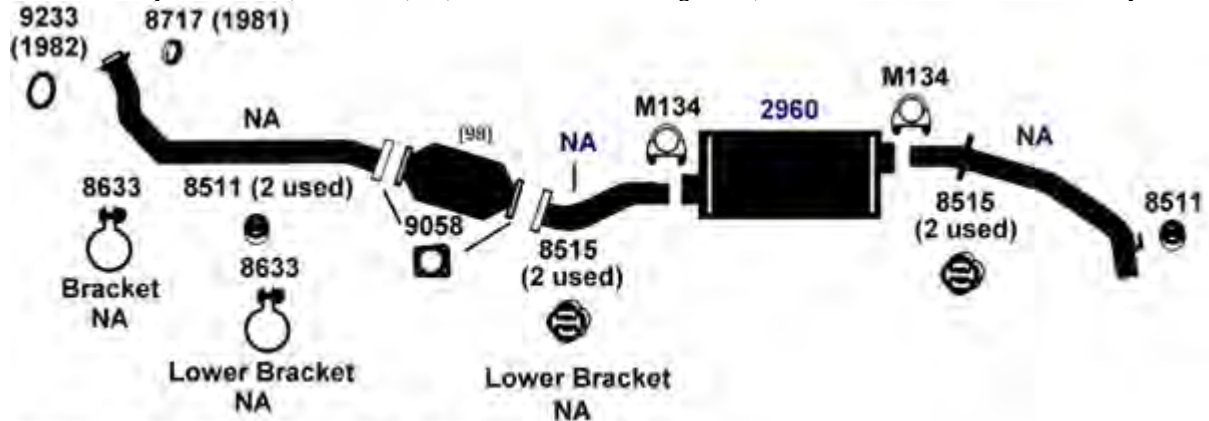
CHEVROLET LUV TRUCK

81-82 4 Cyl. Luv, Series 11, 12; 2 W.D. with Extended Cargo Box, Diesel Engine (20016)



DIRECT FIT MSL/MAXIMUM Muffler... 6672, UNIVERSAL FIT MSL/MAXIMUM Muffler... 709994, Silentone DIY Muffler... 5580

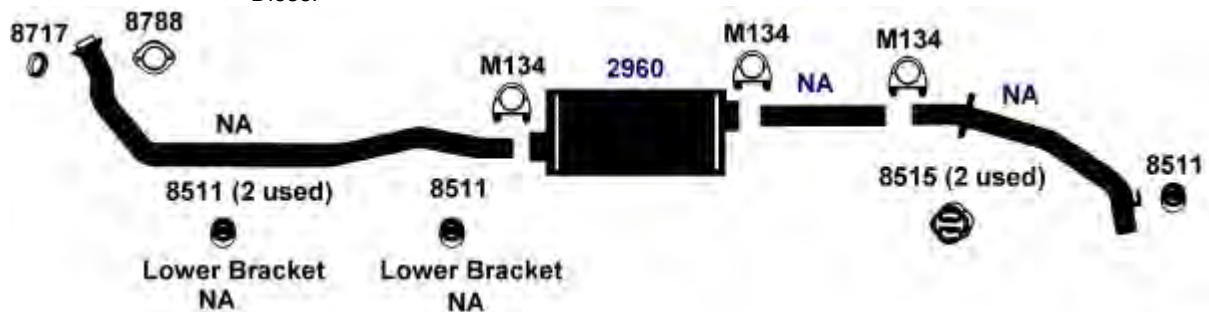
81-82 4 Cyl. Luv, Series 11, 12; 2 W.D. with Std. Cargo Box; with Converter (20015)



DIRECT FIT MSL/MAXIMUM Muffler... 6672

DIRECT FIT MSL/MAXIMUM Muffler... 6672, UNIVERSAL FIT MSL/MAXIMUM Muffler... 709994, Silentone DIY Muffler... 5580

1981 4 Cyl. Luv, Series 11; 2 W.D. with Extended Cargo Box, without Converter, except Diesel (20011)



DIRECT FIT MSL/MAXIMUM Muffler... 6672, UNIVERSAL FIT MSL/MAXIMUM Muffler... 709994, Silentone DIY Muffler... 5580

NA-Not Available. NR-Not Required. FL-Remove and Re-Use Old Flange. ● Golden Warehouse. O.E.-Original Equipment.

Airtube Kit [4948] may be required to complete installation. EFI-Electronic Fuel Injection.

[98] Refer to current Catalytic Converter catalog or Website catalog for availability.

[958] Federal & California Emission vehicles. Not legal for sale for vehicles licensed in California.

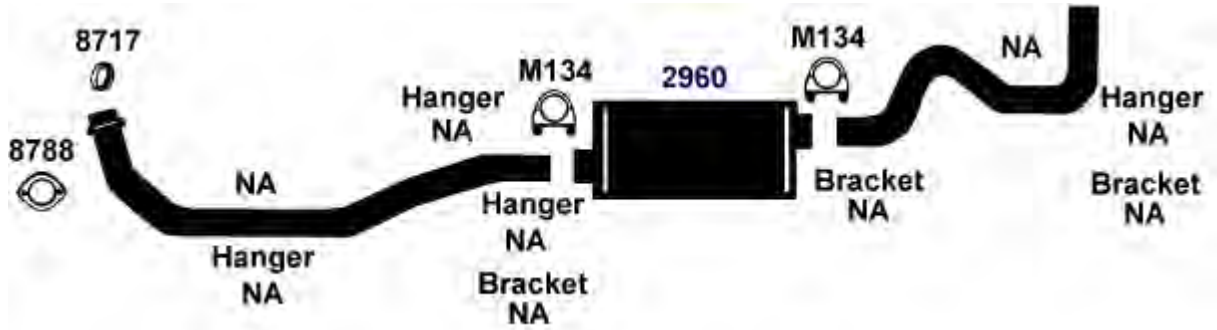
CHEVROLET LUV TRUCK

79-80

4 Cyl.

Luv, Series 9, 10; 2 W.D., 4 W.D.; Std. Cargo Box without Converter

(20009)



DIRECT FIT MSL/MAXIMUM Muffler... 6672, UNIVERSAL FIT MSL/MAXIMUM Muffler... 709994, Silentone DIY Muffler... 5580

CHEVROLET MALIBU, MONTE CARLO, EL CAMINO, CLASSIC

1988

6 Cyl.

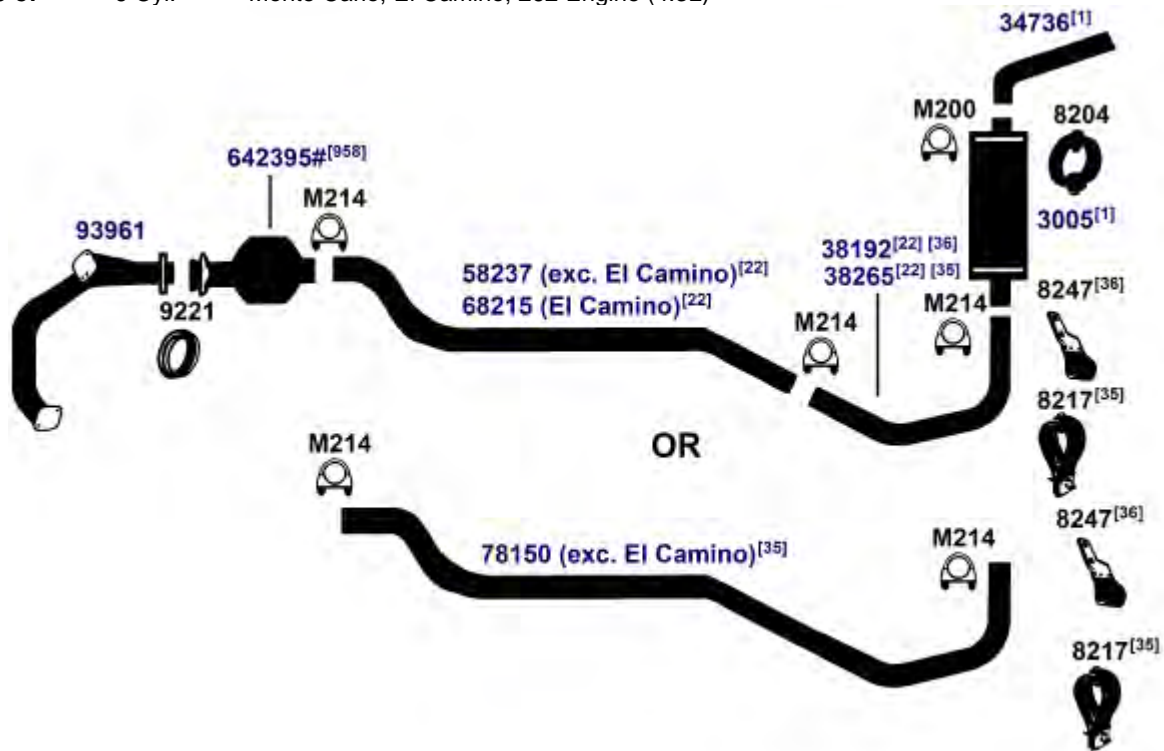
Monte Carlo, 262 Engine (4.3L)

(1837)

85-87

6 Cyl.

Monte Carlo, El Camino; 262 Engine (4.3L)



DIRECT FIT MSL/MAXIMUM Muffler... 700057, UNIVERSAL FIT MSL/MAXIMUM Muffler... 6540, Silentone DIY Muffler... 5522

NA-Not Available. NR-Not Required. FL-Remove and Re-Use Old Flange. ● Golden Warehouse. O.E.-Original Equipment.

Airtube Kit [4948] may be required to complete installation. EFI-Electronic Fuel Injection.

[1] OE system was a welded assembly. It is recommended that all parts noted [1] should be replaced.

[22] O.E. exhaust pipe was one piece. Replacement is two pieces.

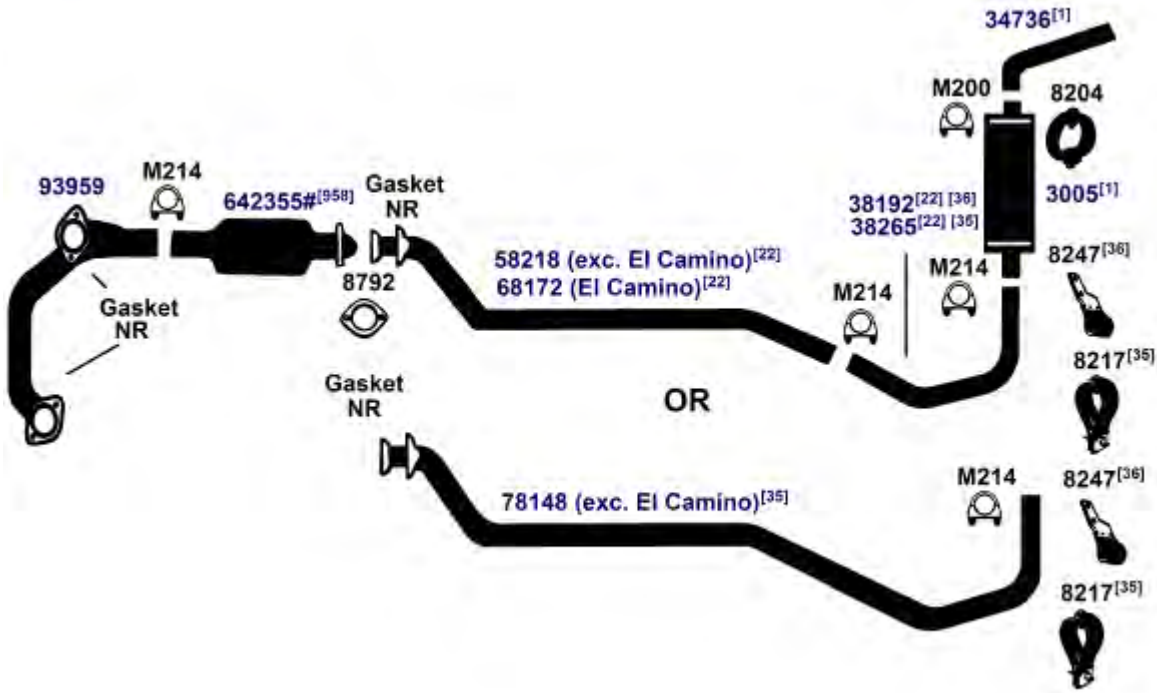
[35] Including 1987 Monte Carlo 1st Design with bracket on over-axle pipe.

[36] 1987 Monte Carlo 2nd Design without bracket on over-axle pipe; 1988-all.

[958] Federal & California Emission vehicles. Not legal for sale for vehicles licensed in California.

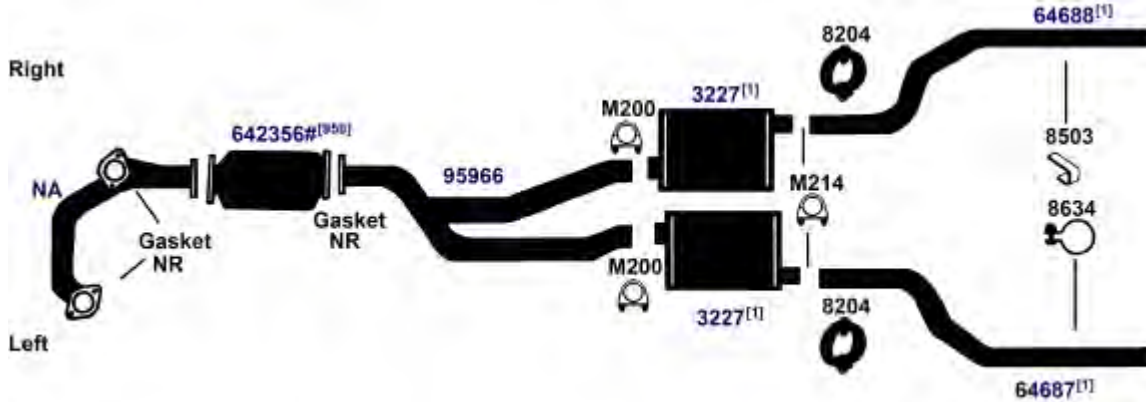
CHEVROLET MALIBU, MONTE CARLO, EL CAMINO, CLASSIC

(1835) 1988 8 Cyl. Monte Carlo, 305H Engine (5.0L)
 85-87 8 Cyl. Malibu, Monte Carlo, El Camino; 305H Engine (5.0L), Dual Bed Monolithic Converter [233]



DIRECT FIT MSL/MAXIMUM Muffler... 700057, UNIVERSAL FIT MSL/MAXIMUM Muffler... 6540, Silentone DIY Muffler... 5522

(1839) 85-88 8 Cyl. Monte Carlo SS; 305-7, 305G Engine (5.0L)



DIRECT FIT MSL/MAXIMUM Muffler... Left- 700090, Right- 700090

NA-Not Available. NR-Not Required. FL-Remove and Re-Use Old Flange. ● Golden Warehouse. O.E.-Original Equipment.
 # Airtube Kit [4948] may be required to complete installation. EFI-Electronic Fuel Injection.

[1] OE system was a welded assembly. It is recommended that all parts noted [1] should be replaced.

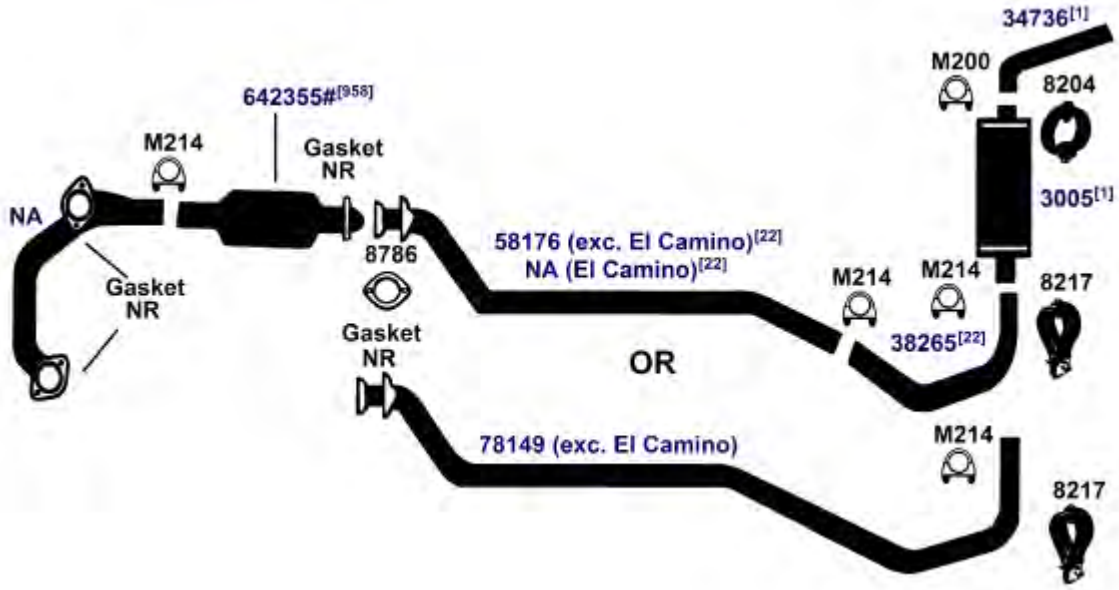
[22] O.E. exhaust pipe was one piece. Replacement is two pieces.

[35] Including 1987 Monte Carlo 1st Design with bracket on over-axle pipe.

[36] 1987 Monte Carlo 2nd Design without bracket on over-axle pipe; 1988-all.
 [958] Federal & California Emission vehicles. Not legal for sale for vehicles licensed in California.


CHEVROLET MALIBU, MONTE CARLO, EL CAMINO, CLASSIC

85-87 8 Cyl. Malibu, Monte Carlo, El Camino; 305H Engine (5.0L), Single Bed Bead Converter [233] (Single Outlet Muffler) **(1836)**



DIRECT FIT MSL/MAXIMUM Muffler... 700057, UNIVERSAL FIT MSL/MAXIMUM Muffler... 6540, Silentone DIY Muffler... 5522

1985 8 Cyl. Malibu, 350N Diesel Engine (5.7L) **(1834)**



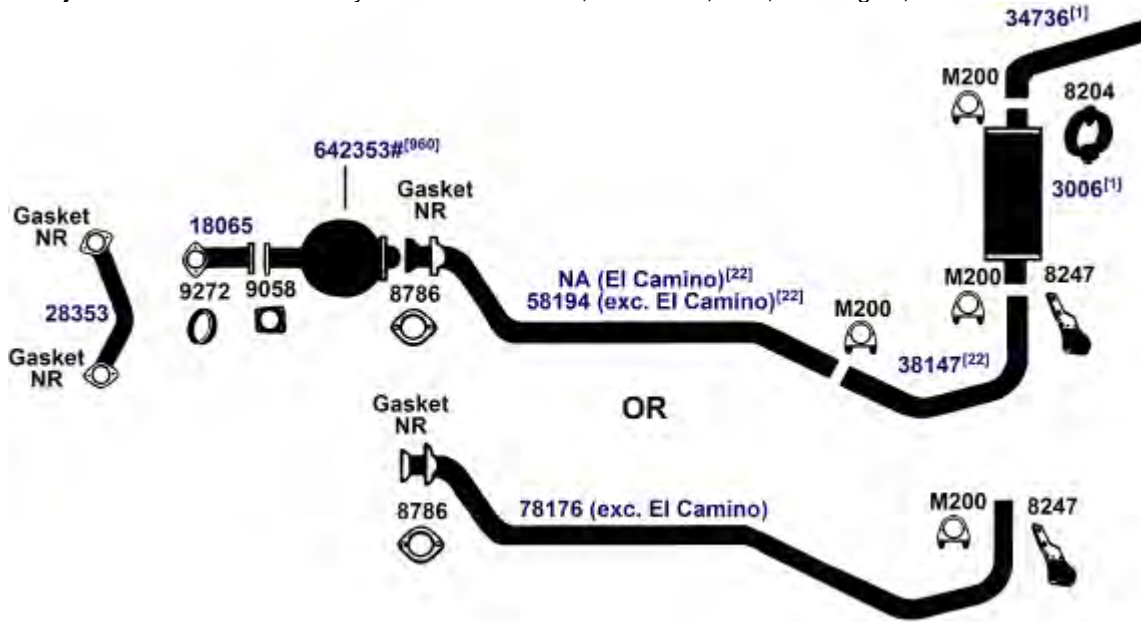
DIRECT FIT MSL/MAXIMUM Muffler... 700057, UNIVERSAL FIT MSL/MAXIMUM Muffler... 6540, Silentone DIY Muffler... 5522

NA-Not Available. NR-Not Required. FL-Remove and Re-Use Old Flange. ● Golden Warehouse. O.E.-Original Equipment.
Airtube Kit [4948] may be required to complete installation. EFI-Electronic Fuel Injection.

- [1] OE system was a welded assembly. It is recommended that all parts noted [1] should be replaced. [168] Functionally approved Single Outlet System replaces Dual Outlet.
- [22] O.E. exhaust pipe was one piece. Replacement is two pieces. [958] Federal & California Emission vehicles. Not legal for sale for vehicles licensed in California.

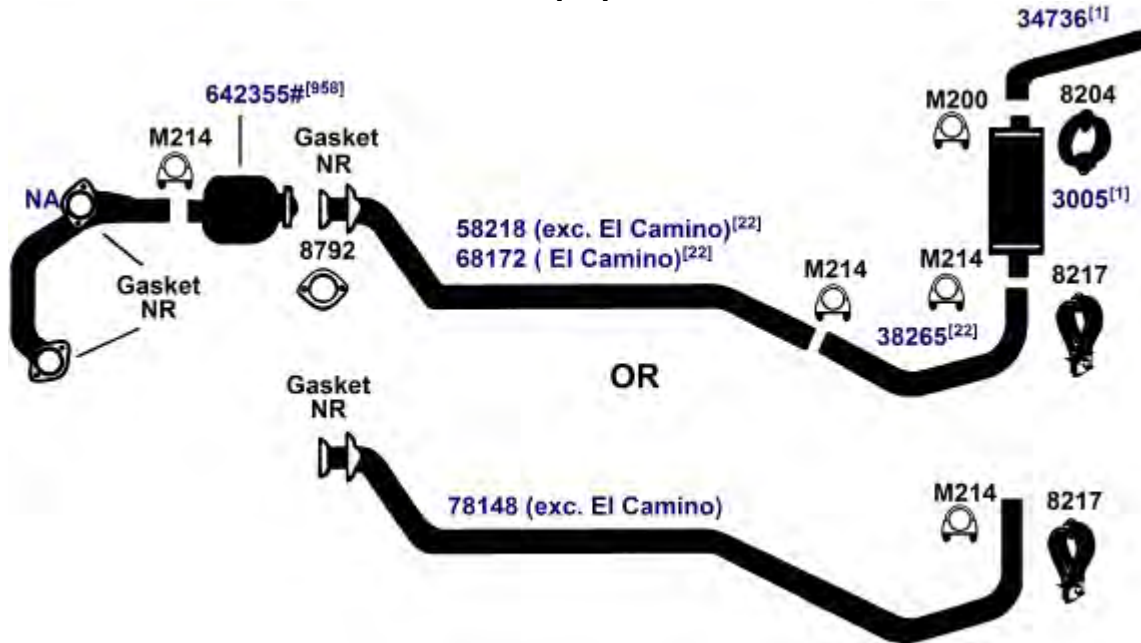
CHEVROLET MALIBU, MONTE CARLO, EL CAMINO, CLASSIC

(1833) 1984 6 Cyl. Monte Carlo, El Camino; 3.8L, 231 Engine; California Models



DIRECT FIT MSL/MAXIMUM Muffler... 6540, Silentone DIY Muffler... 5503

(1832) 83-84 6 Cyl. Malibu, Monte Carlo, El Camino; 3.8L, 229 Engine; Dual Bed Monolithic Converter [233]



DIRECT FIT MSL/MAXIMUM Muffler... 700057, UNIVERSAL FIT MSL/MAXIMUM Muffler... 6540, Silentone DIY Muffler... 5522

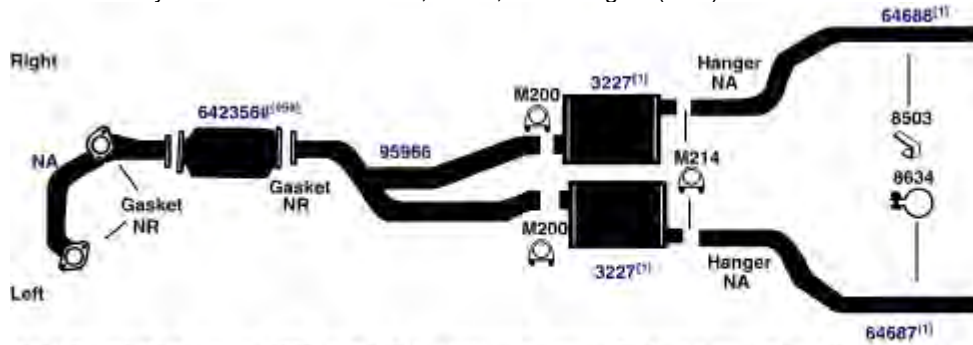
NA-Not Available. NR-Not Required. FL-Remove and Re-Use Old Flange. ● Golden Warehouse. O.E.-Original Equipment.
 # Airtube Kit [4948] may be required to complete installation. EFI-Electronic Fuel Injection.

- [1] OE system was a welded assembly. It is recommended that all parts noted [1] should be replaced.
- [22] O.E. exhaust pipe was one piece. Replacement is two pieces.
- [958] Federal & California Emission vehicles. Not legal for sale for vehicles licensed in California.

CHEVROLET MALIBU, MONTE CARLO, EL CAMINO, CLASSIC

83-84 8 Cyl. Monte Carlo SS; 305-7, 305G Engine (5.0L)

(1839E)

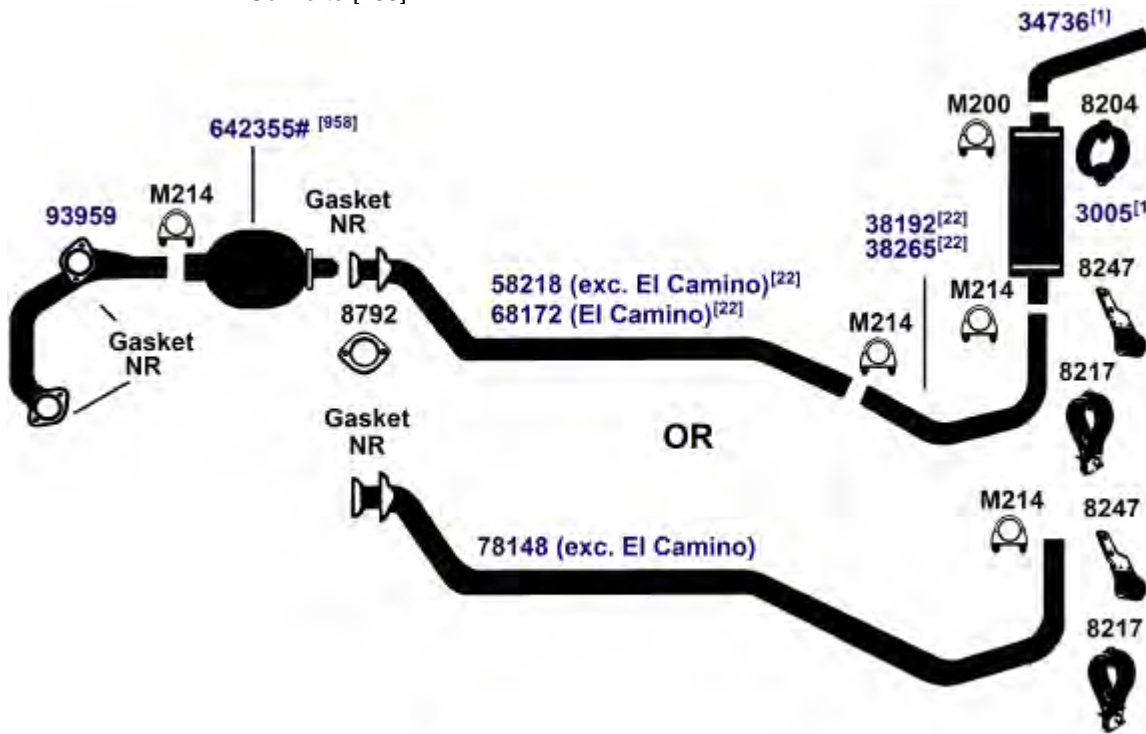


Note: To install tail pipes on 1983 models it is necessary to remove the lower ironwork from the original equipment hanger near the inlet of the tail pipe. The bracket on the new tail pipe will then attach to the rubber pad that is remaining.

DIRECT FIT MSL/MAXIMUM Muffler... Left 700090, Right 700090

83-84 8 Cyl. Malibu, Monte Carlo, El Camino; 305H Engine (5.0L), Dual Bed Monolithic Converter[233]

(1835E)



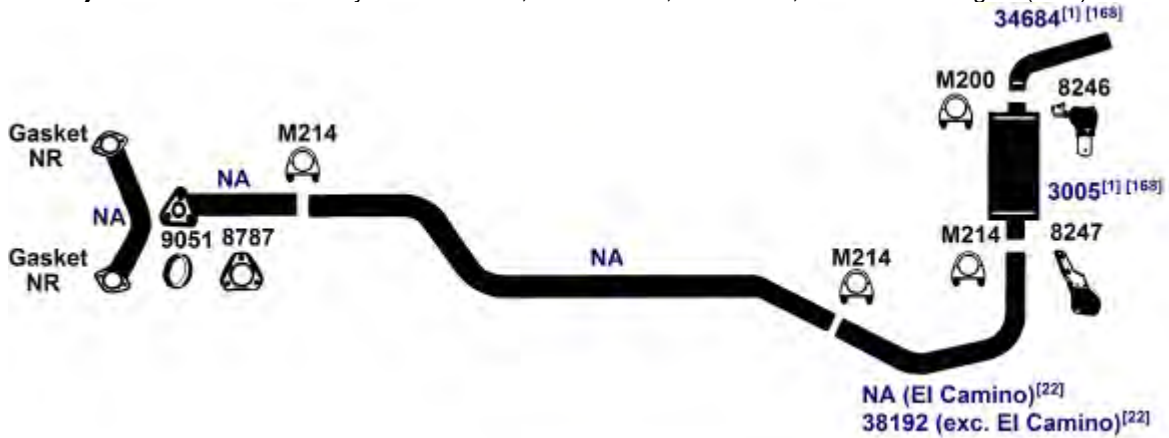
DIRECT FIT MSL/MAXIMUM Muffler... 700057, UNIVERSAL FIT MSL/MAXIMUM Muffler... 6540, Silentone DIY Muffler... 5522

NA-Not Available. NR-Not Required. FL-Remove and Re-Use Old Flange. ● Golden Warehouse. O.E.-Original Equipment.
Airtube Kit [4948] may be required to complete installation. EFI-Electronic Fuel Injection.

- [1] OE system was a welded assembly. It is recommended that all parts noted [1] should be replaced. [958] Federal & California Emission vehicles. Not legal for sale for vehicles licensed in California.
- [22] O.E. exhaust pipe was one piece. Replacement is two pieces.

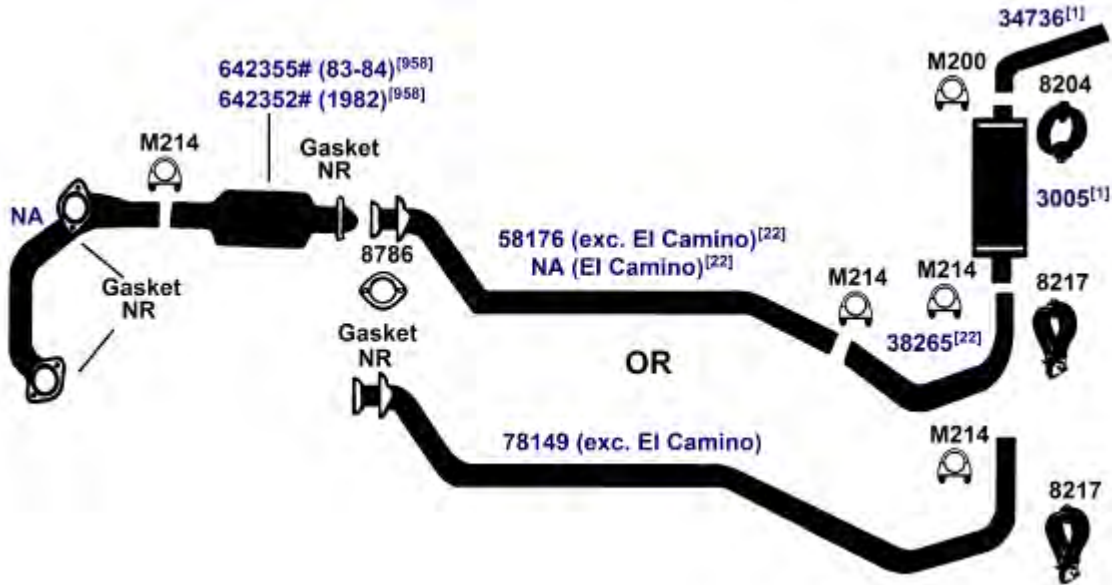
CHEVROLET MALIBU, MONTE CARLO, EL CAMINO, CLASSIC

(1834E) 82-84 8 Cyl. Malibu, Monte Carlo, El Camino; 350N Diesel Engine (5.7L)



DIRECT FIT MSL/MAXIMUM Muffler... 700057, UNIVERSAL FIT MSL/MAXIMUM Muffler... 6540, Silentone DIY Muffler... 5522

(1836E) 82-84 8 Cyl. Malibu, Monte Carlo, El Camino; 305H Engine (5.0L), Single Bed Bead Converter[233] (Single Outlet Muffler)



DIRECT FIT MSL/MAXIMUM Muffler... 700057, UNIVERSAL FIT MSL/MAXIMUM Muffler... 6540, Silentone DIY Muffler... 5522

NA-Not Available. NR-Not Required. FL-Remove and Re-Use Old Flange. ● Golden Warehouse. O.E.-Original Equipment.
Airtube Kit [4948] may be required to complete installation. EFI-Electronic Fuel Injection.

[1] OE system was a welded assembly. It is recommended that all parts noted [1] should be replaced.

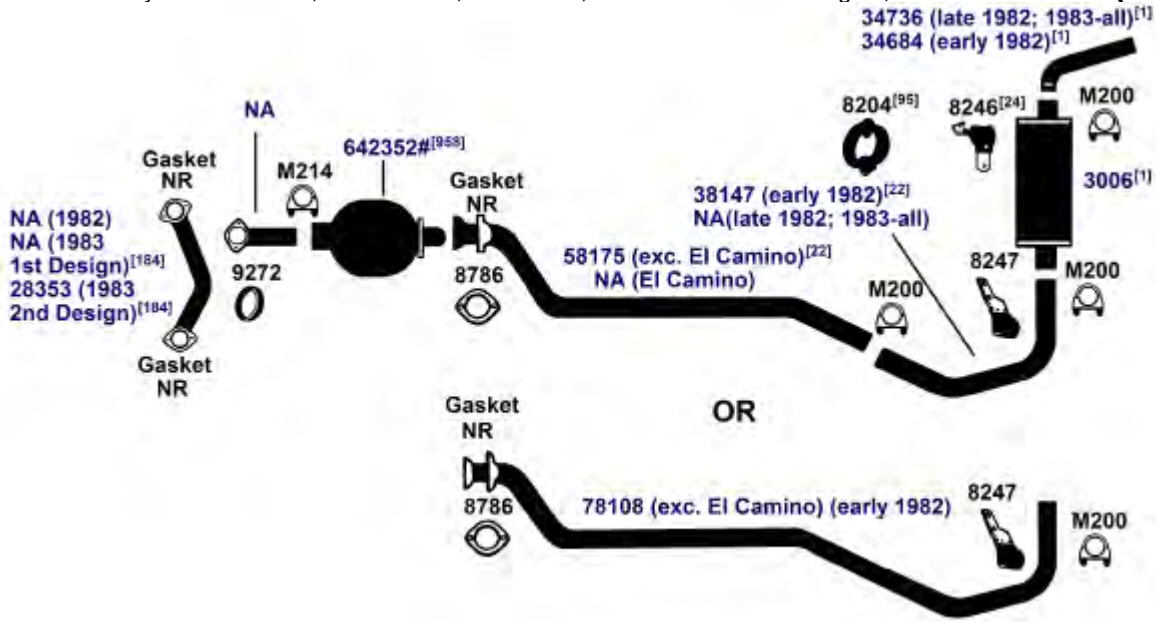
[22] O.E. exhaust pipe was one piece. Replacement is two pieces.

[168] Functionally approved Single Outlet System replaces Dual Outlet.

[958] Federal & California Emission vehicles. Not legal for sale for vehicles licensed in California.

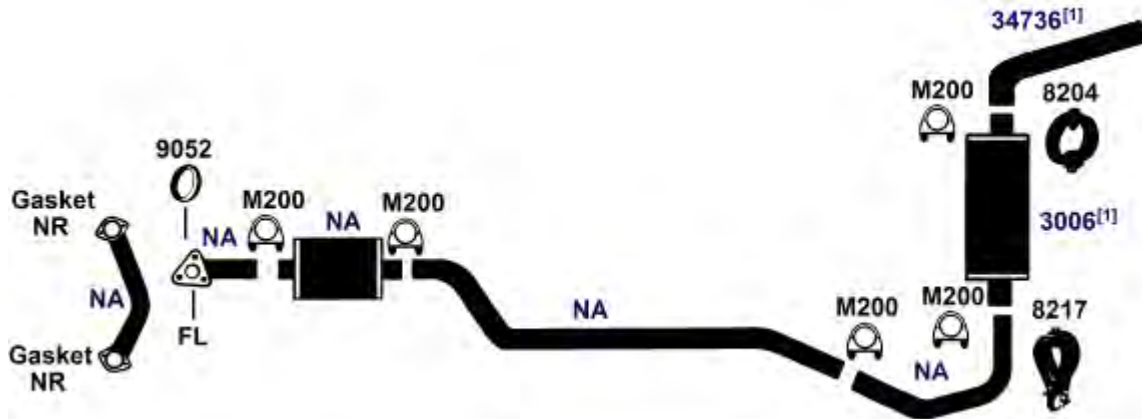
CHEVROLET MALIBU, MONTE CARLO, EL CAMINO, CLASSIC

82-83 6 Cyl. Malibu, Monte Carlo, El Camino; All Models with 231 Engine, without Turbo **(1830)**



DIRECT FIT MSL/MAXIMUM Muffler... 6540, Silentone DIY Muffler... 5503

82-83 6 Cyl. Malibu, Monte Carlo; All Models with 4.3L, 260 Diesel Engine **(1829)**



DIRECT FIT MSL/MAXIMUM Muffler... Rear Muffler- 6540, Silentone DIY Muffler... Rear Muffler- 5503

NA-Not Available. NR-Not Required. FL-Remove and Re-Use Old Flange. ● Golden Warehouse. O.E.-Original Equipment.
Airtube Kit [4948] may be required to complete installation. EFI-Electronic Fuel Injection.

- [1] OE system was a welded assembly. It is recommended that all parts noted [1] should be replaced.
- [22] O.E. exhaust pipe was one piece. Replacement is two pieces.
- [24] Early 1982 models with bracket on top of tail pipe.
- [95] Late 1982 models with bracket below tail pipe.
- [184] 1st Design has EFE actuator on left hand manifold. 2nd Design does not.
- [958] Federal & California Emission vehicles. Not legal for sale for vehicles licensed in California.

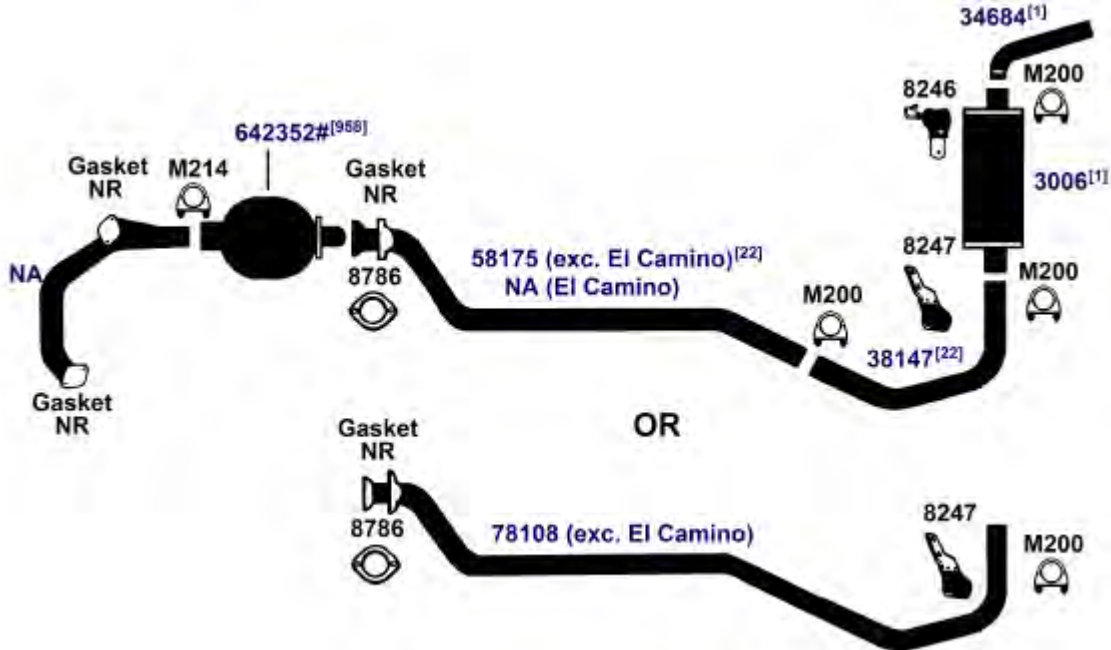
CHEVROLET MALIBU, MONTE CARLO, EL CAMINO, CLASSIC

(1826) 1982 6,8 Cyl. Malibu, Monte Carlo, El Camino; All Models with 229 (3.8L), 267 (4.4L) Engine



DIRECT FIT MSL/MAXIMUM Muffler... 6540, Silentone DIY Muffler... 5503

(1824) 1981 6 Cyl. Malibu, Monte Carlo, El Camino; All Models with 229 Engine



DIRECT FIT MSL/MAXIMUM Muffler... 6540, Silentone DIY Muffler... 5503

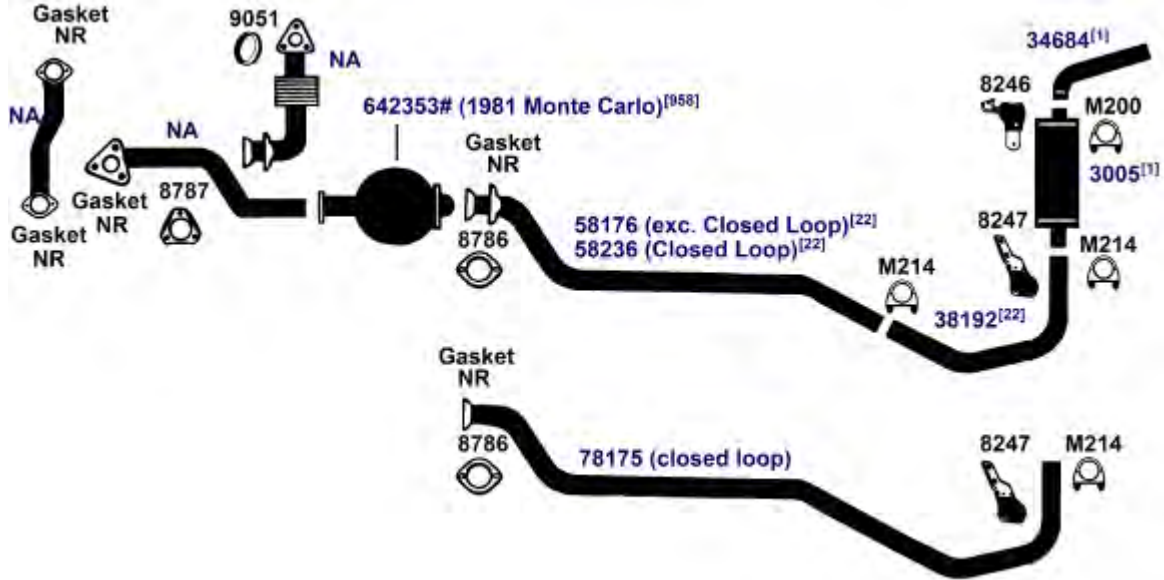
NA-Not Available. NR-Not Required. FL-Remove and Re-Use Old Flange. ● Golden Warehouse. O.E.-Original Equipment.
Airtube Kit [4948] may be required to complete installation. EFI-Electronic Fuel Injection.

[1] OE system was a welded assembly. It is recommended that all parts noted [1] should be replaced. [958] Federal & California Emission vehicles. Not legal for sale for vehicles licensed in California.

[22] O.E. exhaust pipe was one piece. Replacement is two pieces.

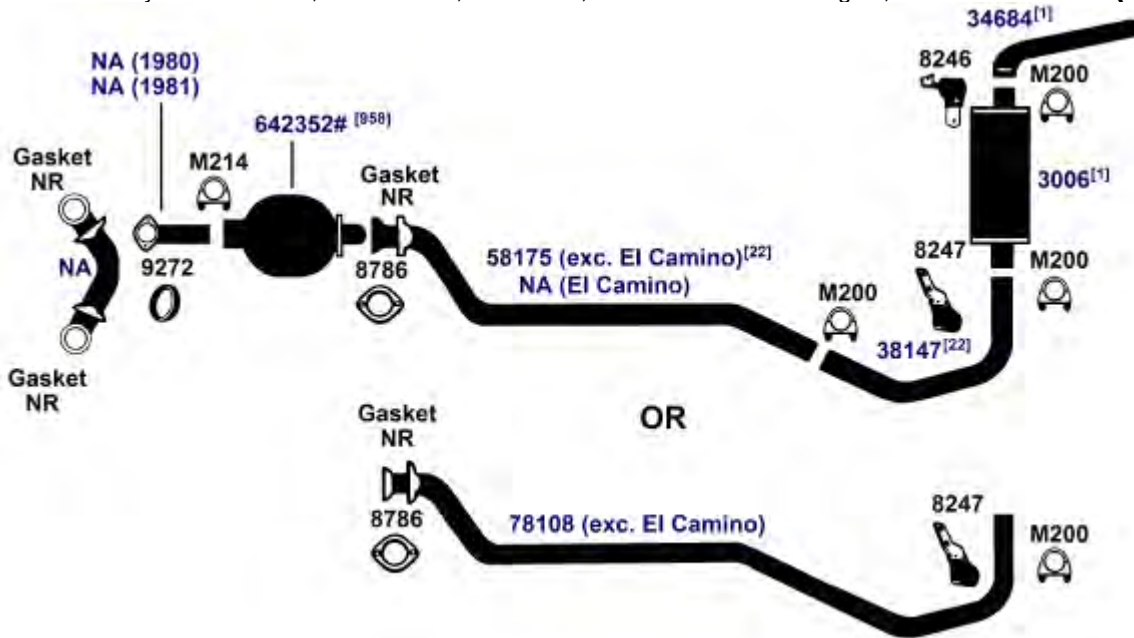
CHEVROLET MALIBU, MONTE CARLO, EL CAMINO, CLASSIC

80-81 6 Cyl. Malibu, Monte Carlo, El Camino; All Models with 231 Turbo Engine (1822)



DIRECT FIT MSL/MAXIMUM Muffler... 700057, UNIVERSAL FIT MSL/MAXIMUM Muffler... 6540, Silentone DIY Muffler... 5522

80-81 6 Cyl. Malibu, Monte Carlo, El Camino; All Models with 231 Engine, without Turbo (1823)



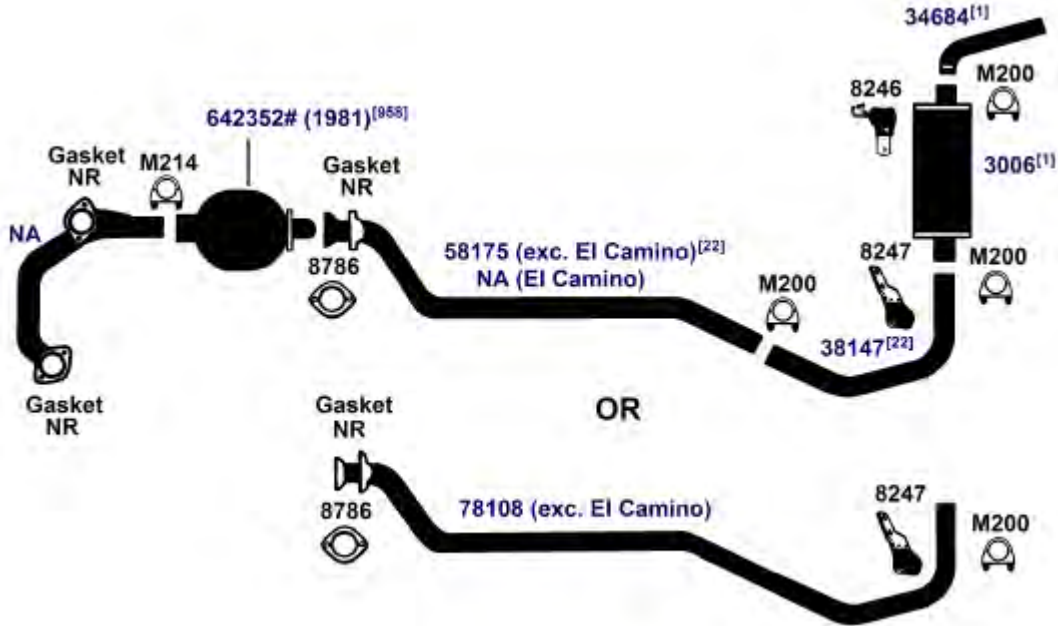
DIRECT FIT MSL/MAXIMUM Muffler... 6540, Silentone DIY Muffler... 5503

NA-Not Available. NR-Not Required. FL-Remove and Re-Use Old Flange. ● Golden Warehouse. O.E.-Original Equipment.
Airtube Kit [4948] may be required to complete installation. EFI-Electronic Fuel Injection.

- [1] OE system was a welded assembly. It is recommended that all parts noted [1] should be replaced.
- [2] O.E. exhaust pipe was one piece. Replacement is two pieces.
- [958] Federal & California Emission vehicles. Not legal for sale for vehicles licensed in California.

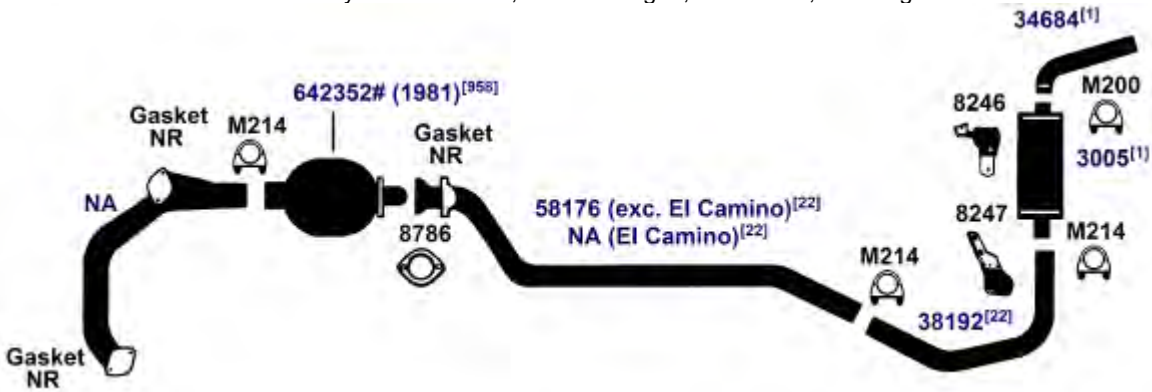
CHEVROLET MALIBU, MONTE CARLO, EL CAMINO, CLASSIC

(1821) 80-81 8 Cyl. Malibu, Monte Carlo, El Camino; All Models with 267 Engine



DIRECT FIT MSL/MAXIMUM Muffler... 6540, Silentone DIY Muffler... 5503

(1820) 80-81 8 Cyl. Malibu, Monte Carlo, El Camino; All Models with 305H Engine (Single Outlet Muffler)
 80-81 8 Cyl. Malibu, Station Wagon, El Camino; 350 Engine



DIRECT FIT MSL/MAXIMUM Muffler... 700057, UNIVERSAL FIT MSL/MAXIMUM Muffler... 6540, Silentone DIY Muffler... 5522

NA-Not Available. NR-Not Required. FL-Remove and Re-Use Old Flange. ● Golden Warehouse. O.E.-Original Equipment.
 # Airtube Kit [4948] may be required to complete installation. EFI-Electronic Fuel Injection.

[1] OE system was a welded assembly. It is recommended that all parts noted [1] should be replaced.

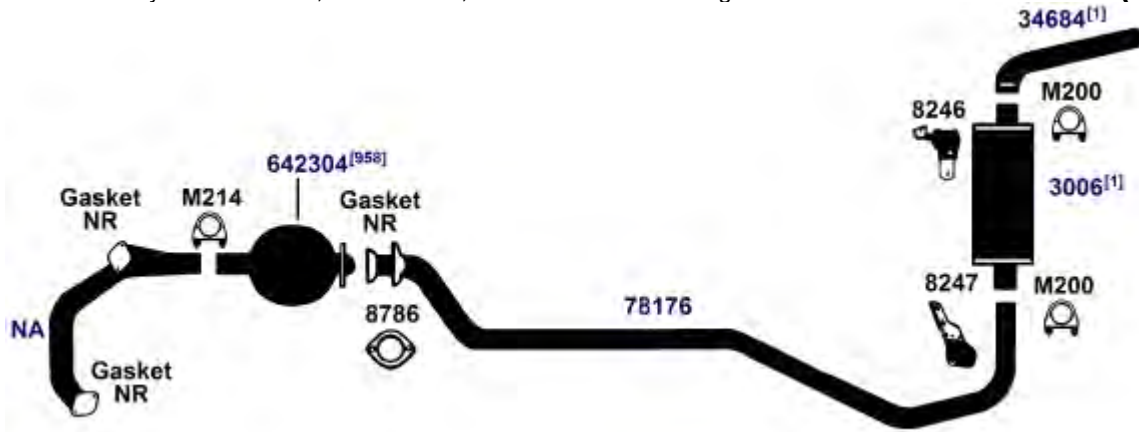
[22] O.E. exhaust pipe was one piece. Replacement is two pieces.

[98] Refer to current Catalytic Converter catalog or Website catalog for availability.
 [958] Federal & California Emission vehicles. Not legal for sale for vehicles licensed in California.

CHEVROLET MALIBU, MONTE CARLO, EL CAMINO, CLASSIC

1980 6 Cyl. Malibu, Monte Carlo; All Models with 229 Engine

(1844)



DIRECT FIT MSL/MAXIMUM Muffler... 6540, Silentone DIY Muffler... 5503

1980 8 Cyl. Malibu, 2-Door Notchback Coupe, 4-Door Sedan; 350L Engine

(1818)



DIRECT FIT MSL/MAXIMUM Muffler... 700057, UNIVERSAL FIT MSL/MAXIMUM Muffler... 6540, Silentone DIY Muffler... 5522

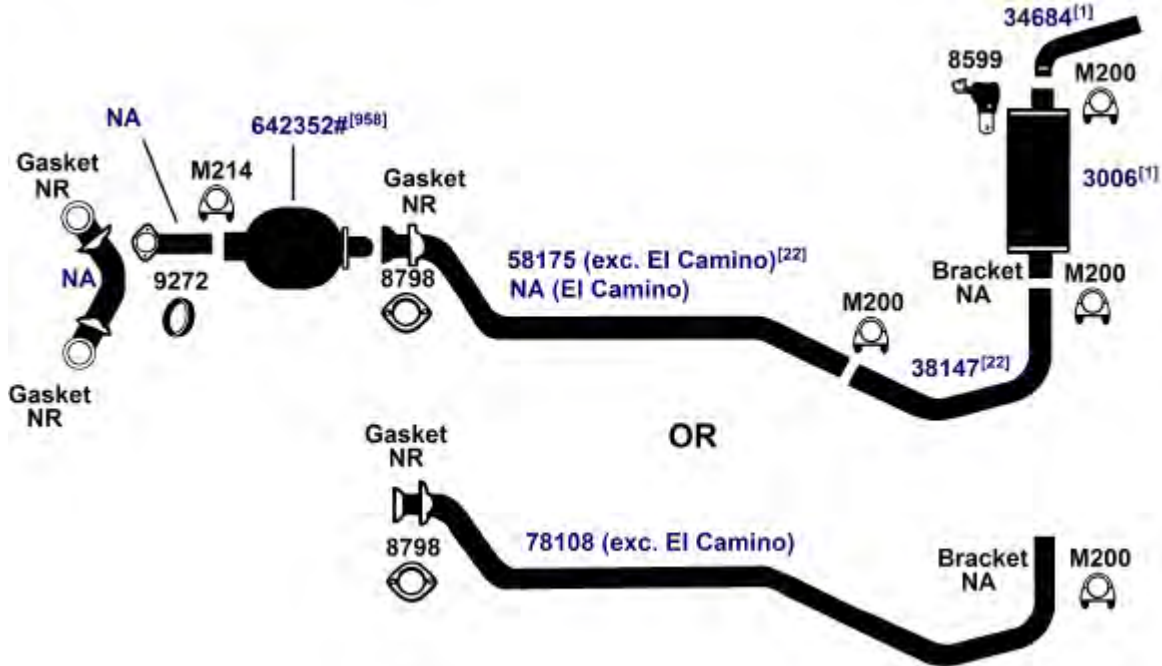
NA-Not Available. NR-Not Required. FL-Remove and Re-Use Old Flange. ● Golden Warehouse. O.E.-Original Equipment.
 # Airtube Kit [4948] may be required to complete installation. EFI-Electronic Fuel Injection.

[1] OE system was a welded assembly. It is recommended that all parts noted [1] should be replaced.
 [22] O.E. exhaust pipe was one piece. Replacement is two pieces.

[168] Functionally approved Single Outlet System replaces Dual Outlet.
 [958] Federal & California Emission vehicles. Not legal for sale for vehicles licensed in California.

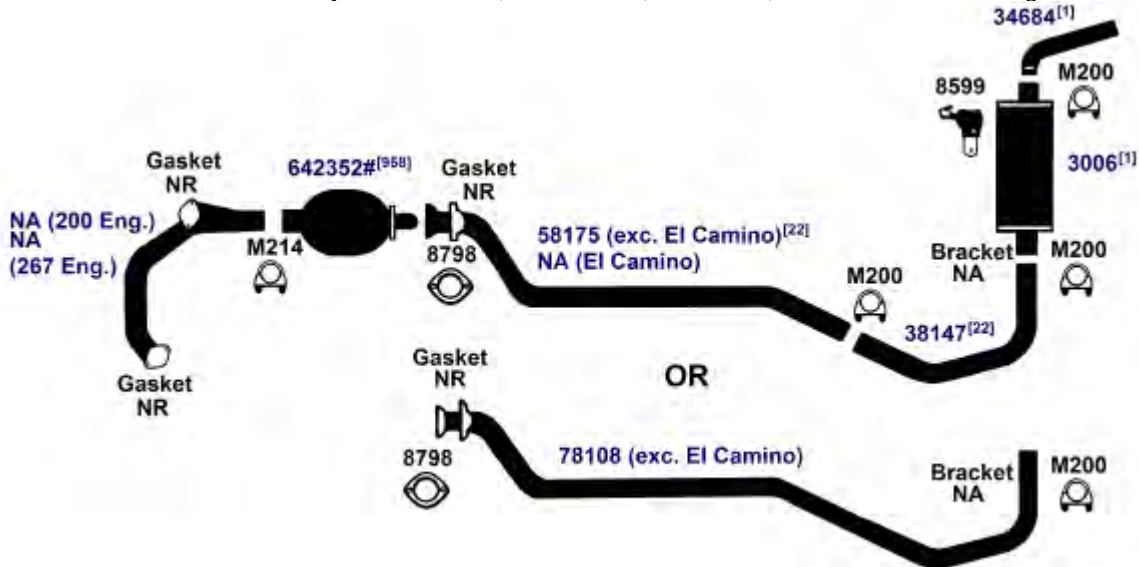
CHEVROLET MALIBU, MONTE CARLO, EL CAMINO, CLASSIC

(1817) 1979 6 Cyl. Malibu, Monte Carlo, El Camino; All Models with 231 Engine



DIRECT FIT MSL/MAXIMUM Muffler... 6540, Silentone DIY Muffler... 5503

(1816) 1979 6 Cyl. All Models with 200 Engine
1979 8 Cyl. Malibu, Monte Carlo, El Camino; All Models with 267 Engine



DIRECT FIT MSL/MAXIMUM Muffler... 6540, Silentone DIY Muffler... 5503

NA-Not Available. NR-Not Required. FL-Remove and Re-Use Old Flange. ● Golden Warehouse. O.E.-Original Equipment.
Airtube Kit [4948] may be required to complete installation. EFI-Electronic Fuel Injection.

- [1] OE system was a welded assembly. It is recommended that all parts noted [1] should be replaced. [958] Federal & California Emission vehicles. Not legal for sale for vehicles licensed in California.
- [22] O.E. exhaust pipe was one piece. Replacement is two pieces.

CHEVROLET MALIBU, MONTE CARLO, EL CAMINO, CLASSIC

1979 8 Cyl. Malibu, Monte Carlo, El Camino; All Models with 305H, 350 Engine

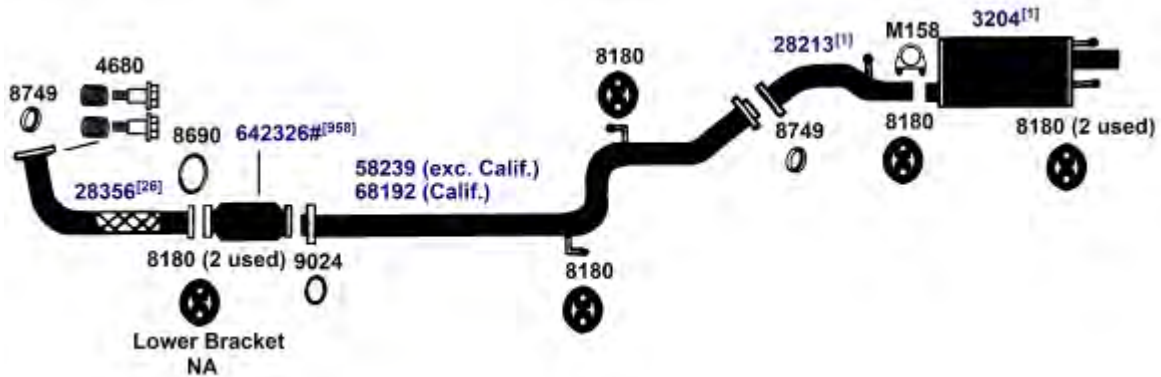
(1815)



DIRECT FIT MSL/MAXIMUM Muffler... 700057, UNIVERSAL FIT MSL/MAXIMUM Muffler... 6540, Silentone DIY Muffler... 5522

CHEVROLET NOVA

85-88 4 Cyl. Nova; 4-Door Sedan, 4-Door Hatchback; except 1988 models with Fuel Injection Twin Cam Engine **(2170)**

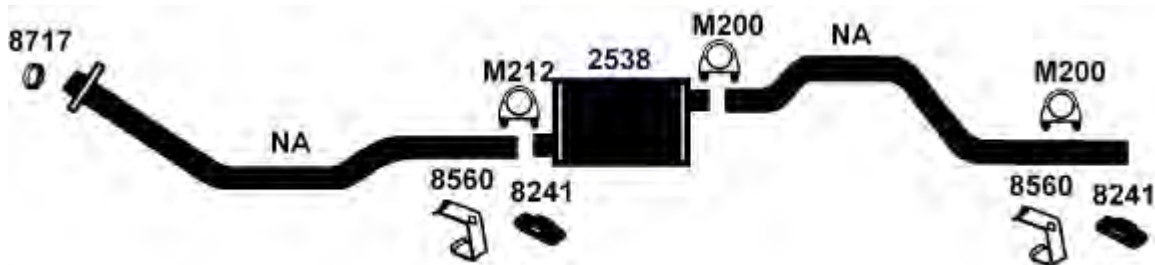


DIRECT FIT MSL/MAXIMUM Muffler... 700081, UNIVERSAL FIT MSL/MAXIMUM Muffler... 6676, 709006, 709011, Silentone DIY Muffler... 5593 and 14646 Pipe

CHEVROLET P10/1500 SERIES STEPVAN

79-81 6 Cyl. P10/P1500, Dubl-Duti (Forward Control), 102" W.B.; 292 Engine

(20804)



DIRECT FIT MSL/MAXIMUM Muffler... 6505, Silentone DIY Muffler... 5512

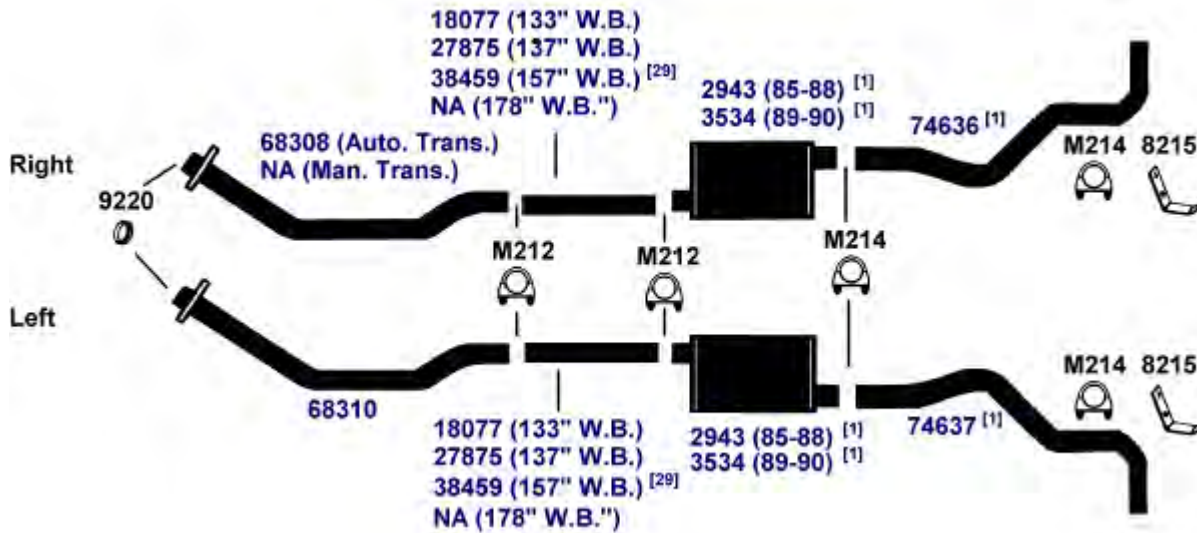
NA-Not Available. NR-Not Required. FL-Remove and Re-Use Old Flange. ● Golden Warehouse. O.E.-Original Equipment.
Airtube Kit [4948] may be required to complete installation. EFI-Electronic Fuel Injection.

- [1] OE system was a welded assembly. It is recommended that all parts noted [1] should be replaced.
- [22] O.E. exhaust pipe was one piece. Replacement is two pieces.
- [26] Bracket on pipe is not required on all applications.

- [168] Functionally approved Single Outlet System replaces Dual Outlet.
- [958] Federal & California Emission vehicles. Not legal for sale for vehicles licensed in California.

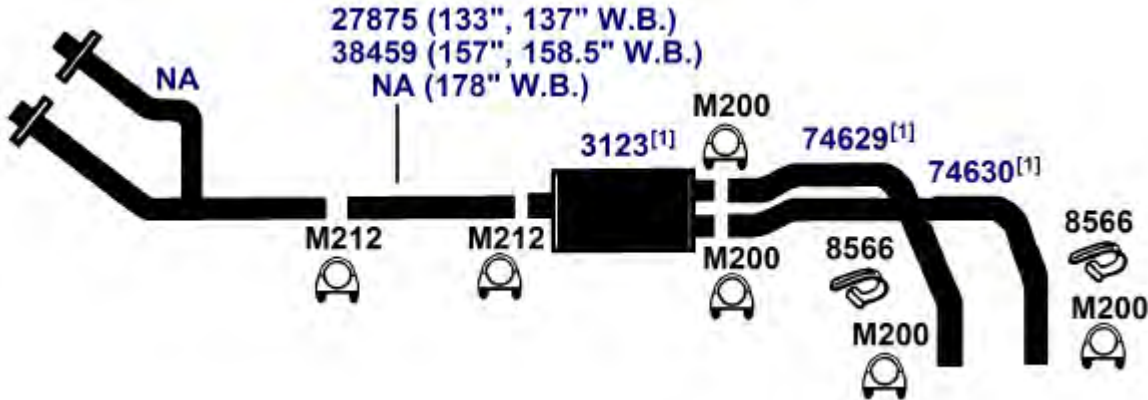
CHEVROLET P20/2500 SERIES STEPVAN

(100548) 85-90 8 Cyl. P20/P2500; Dubl-Duti (Forward Control); 133", 137", 157", 178" W.B.; 379 Diesel Engine (6.2L); 3/4 Ton



DIRECT FIT MSL/MAXIMUM Muffler... Left 85-88- 700051, Right 85-88- 700051, UNIVERSAL FIT MSL/MAXIMUM Muffler... Left 85-88- 6505, Right 85-88- 6505, Silentone DIY Muffler... Left 85-88- 5508, Right 85-88- 5508

(100549) 85-87 8 Cyl. P20/P2500; Dubl-Duti (Forward Control); 350M Engine (5.7L); 3/4 Ton; with California Emissions



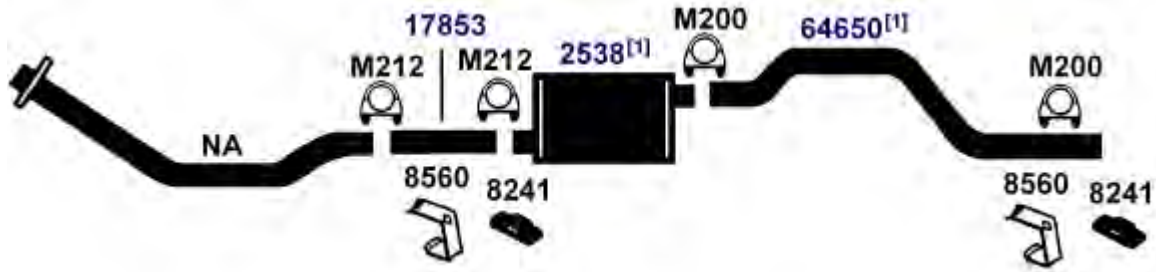
DIRECT FIT MSL/MAXIMUM Muffler... 700065, UNIVERSAL FIT MSL/MAXIMUM Muffler... 6557, Silentone DIY Muffler... 5542

NA-Not Available. NR-Not Required. FL-Remove and Re-Use Old Flange. ● Golden Warehouse. O.E.-Original Equipment.
Airtube Kit [4948] may be required to complete installation. EFI-Electronic Fuel Injection.

[1] OE system was a welded assembly. It is recommended that all parts noted [1] should be replaced. [29] Cut as required.

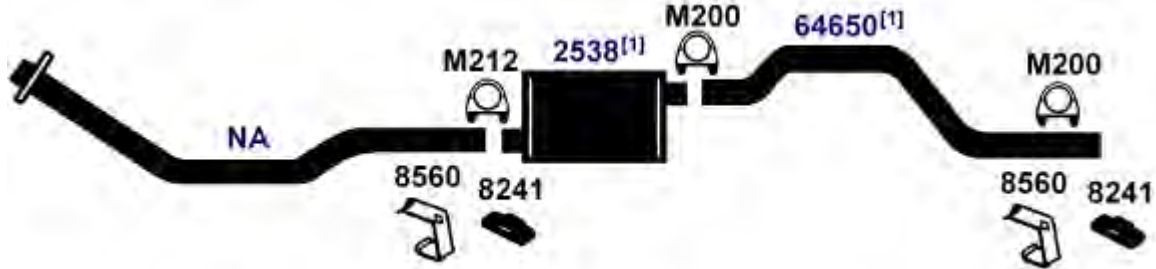
CHEVROLET P20/2500 SERIES STEPVAN

79-81 6 Cyl. P20/P2500, Dubl-Duti (Forward Control), 133" W.B., 292 Engine, 3/4 Ton **(21106)**



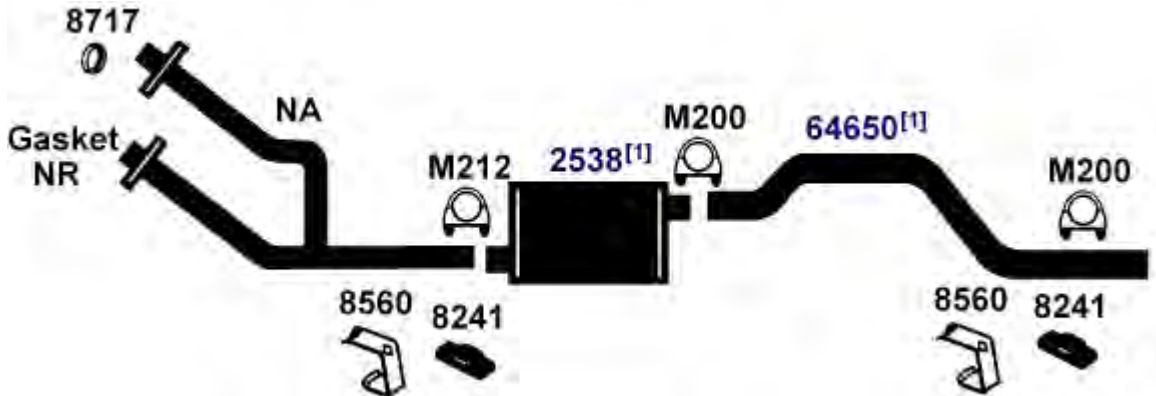
DIRECT FIT MSL/MAXIMUM Muffler... 6505, Silentone DIY Muffler... 5512

79-81 6 Cyl. P20/P2500, Dubl-Duti (Forward Control), 125" W.B., 292 Engine, 3/4 Ton **(21107)**



DIRECT FIT MSL/MAXIMUM Muffler... 6505, Silentone DIY Muffler... 5512

79-81 8 Cyl. P20/P2500, Dubl-Duti (Forward Control), 125" W.B., 350 Engine, 3/4 Ton, without Converter **(22415)**



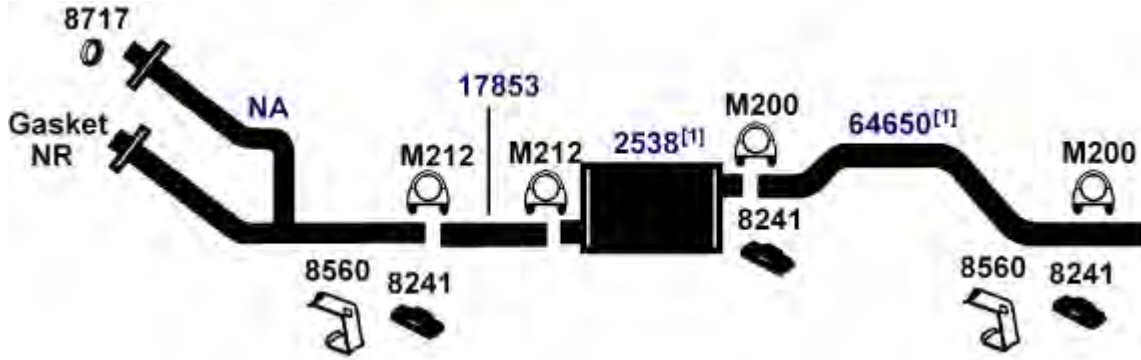
DIRECT FIT MSL/MAXIMUM Muffler... 6505, Silentone DIY Muffler... 5512

NA-Not Available. NR-Not Required. FL-Remove and Re-Use Old Flange. ● Golden Warehouse. O.E.-Original Equipment.
Airtube Kit [4948] may be required to complete installation. EFI-Electronic Fuel Injection.

[1] OE system was a welded assembly. It is recommended that all parts noted [1] should be replaced.

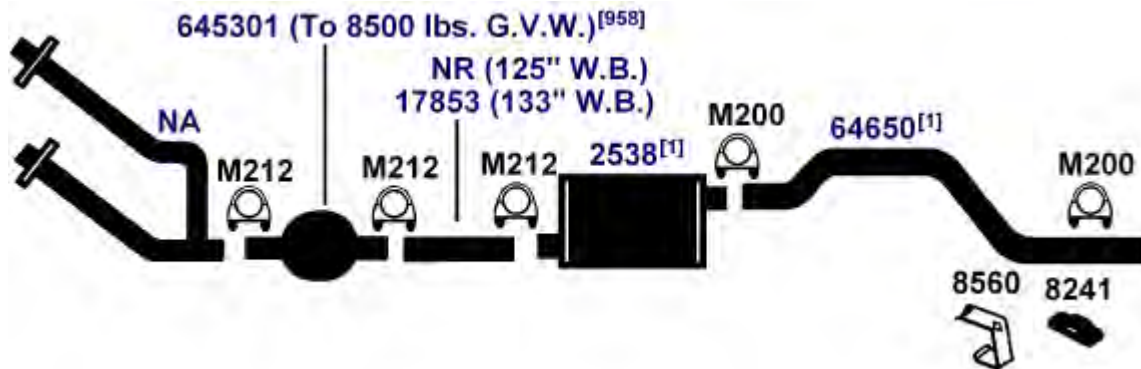
CHEVROLET P20/2500 SERIES STEPVAN

(22414) 79-81 8 Cyl. P20/P2500, Dubl-Duti (Forward Control), 133" W.B., 350 Engine, 3/4 Ton, without Converter



DIRECT FIT MSL/MAXIMUM Muffler... 6505, Silentone DIY Muffler... 5512

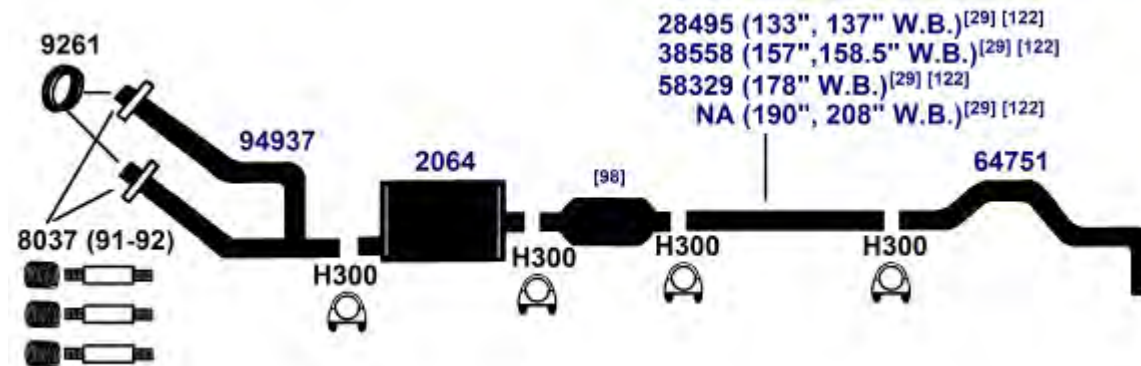
(22411) 1979 8 Cyl. P20/P2500, Dubl-Duti (Forward Control), 125", 133" W.B., 350 Engine, with Converter, 3/4 Ton



DIRECT FIT MSL/MAXIMUM Muffler... 6505, Silentone DIY Muffler... 5512

CHEVROLET P30/3500 SERIES STEPVAN

(22758) 90-94 8 Cyl. P30/P3500; 133", 137", 157", 158.5" 178", 190", 208" W.B.; 454 Engine (7.4L); 1 Ton



NA-Not Available. NR-Not Required. FL-Remove and Re-Use Old Flange. ● Golden Warehouse. O.E.-Original Equipment.
Airtube Kit [4948] may be required to complete installation. EFI-Electronic Fuel Injection.

[1] OE system was a welded assembly. It is recommended that all parts noted [1] should be replaced.

[29] Cut as required.

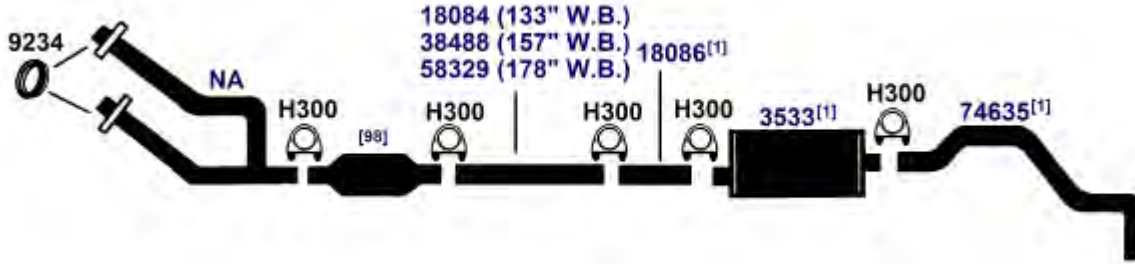
[98] Refer to current Catalytic Converter catalog or Website catalog for availability.

[122] If replacing O.E. exhaust system, first cut tail pipe on vehicle immediately behind converter to tail pipe weld. Cut through outer pipe only, leaving converter nipple intact.

[958] Federal & California Emission vehicles. Not legal for sale for vehicles licensed in California.

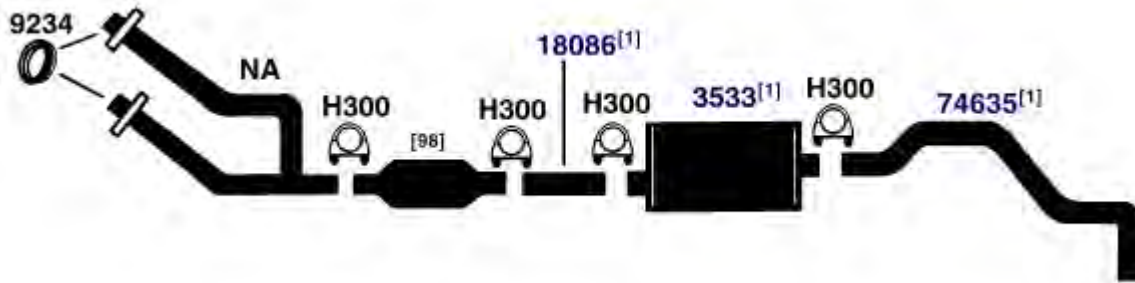
CHEVROLET P30/3500 SERIES STEPVAN

91-94 8 Cyl. P30/P3500; 133", 157", 178" W.B.; 350K Engine (5.7L); 1 Ton (22754)



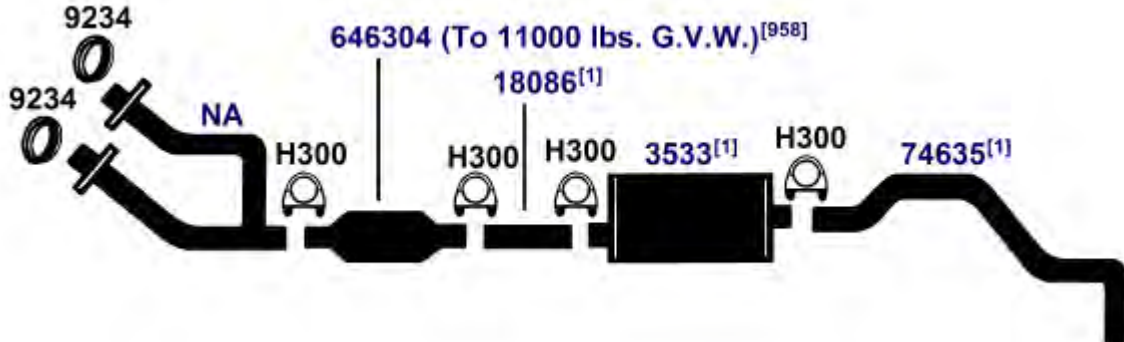
DIRECT FIT MSL/MAXIMUM Muffler... 700141, UNIVERSAL FIT MSL/MAXIMUM Muffler... 6577, Silentone DIY Muffler... 5568 and 8975 Connector

91-94 8 Cyl. P30/P3500; 125" W.B.; 350K Engine (5.7L); 1 Ton (22755)



DIRECT FIT MSL/MAXIMUM Muffler... 700141, UNIVERSAL FIT MSL/MAXIMUM Muffler... 6577, Silentone DIY Muffler... 5568 and 8975 Connector

91-94 6 Cyl. P30/P3500; 125" W.B.; 262 Engine (4.3L) 1 Ton (21413)



DIRECT FIT MSL/MAXIMUM Muffler... 700141, UNIVERSAL FIT MSL/MAXIMUM Muffler... 6577, Silentone DIY Muffler... 5568 and 8975 Connector

NA-Not Available. NR-Not Required. FL-Remove and Re-Use Old Flange. ● Golden Warehouse. O.E.-Original Equipment.
Airtube Kit [4948] may be required to complete installation. EFI-Electronic Fuel Injection.

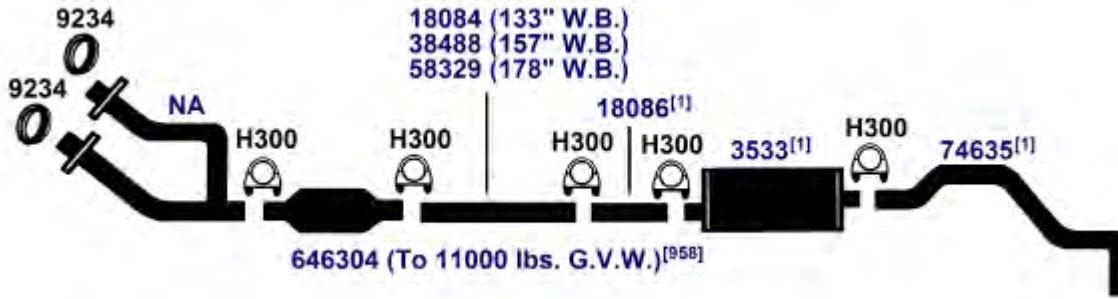
[1] OE system was a welded assembly. It is recommended that all parts noted [1] should be replaced.

[98] Refer to current Catalytic Converter catalog or Website catalog for availability.

[958] Federal & California Emission vehicles. Not legal for sale for vehicles licensed in California.

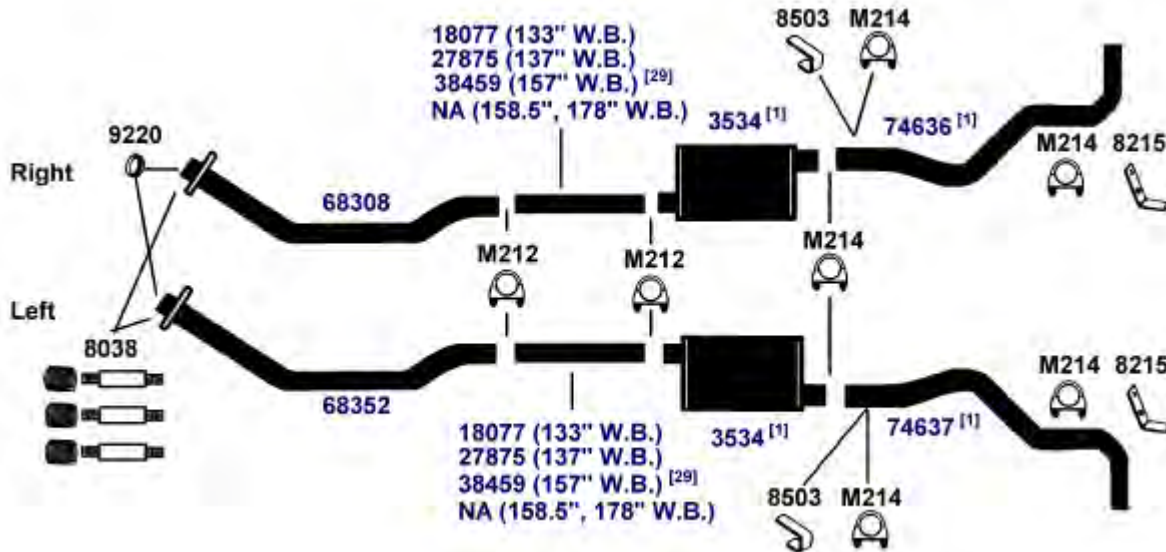
CHEVROLET P30/3500 SERIES STEPVAN

(21412) 91-94 6 Cyl. P30/P3500; 133", 157", 178" W.B.; 262 Engine (4.3L); 1 Ton



DIRECT FIT MSL/MAXIMUM Muffler... 700141, UNIVERSAL FIT MSL/MAXIMUM Muffler... 6577, Silentone DIY Muffler... 5568 and 8975 Connector

(22752) 91-93 8 Cyl. P30/P3500; Dubl-Duty (Forward Control); 133", 137", 157", 158.5" 178" W.B.; 379 Diesel Engine (6.2L); 1 Ton

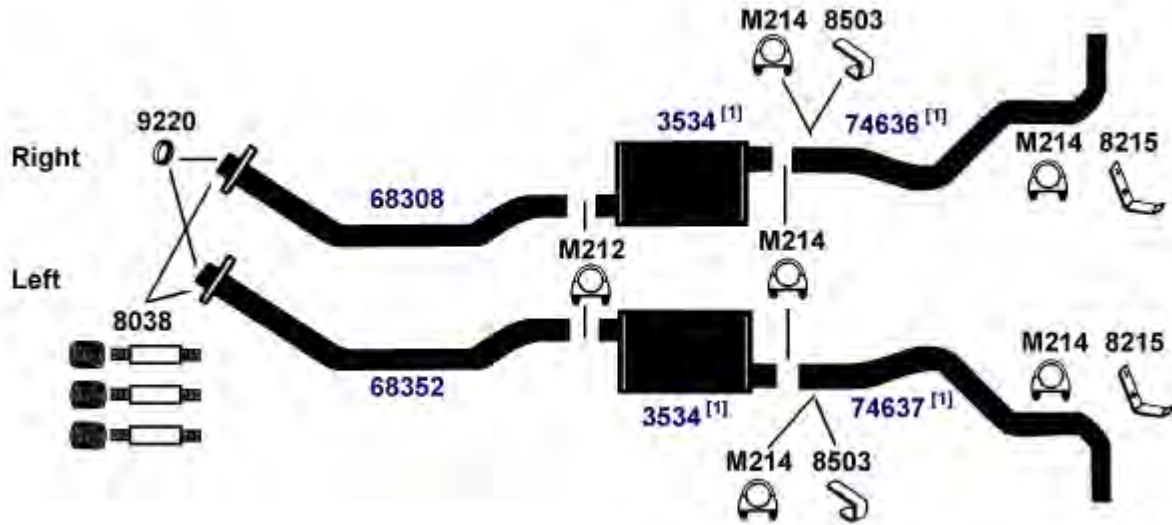


NA-Not Available. NR-Not Required. FL-Remove and Re-Use Old Flange. ● Golden Warehouse. O.E.-Original Equipment.
Airtube Kit [4948] may be required to complete installation. EFI-Electronic Fuel Injection.

- [1] OE system was a welded assembly. It is recommended that all parts noted [1] should be replaced. [958] Federal & California Emission vehicles. Not legal for sale for vehicles licensed in California.
- [29] Cut as required.

CHEVROLET P30/3500 SERIES STEPVAN

91-93 8 Cyl. P30/P3500; Dubl-Duty (Forward Control); 125" W.B.; 379 Diesel Engine (6.2L); 1 (22753)
Ton

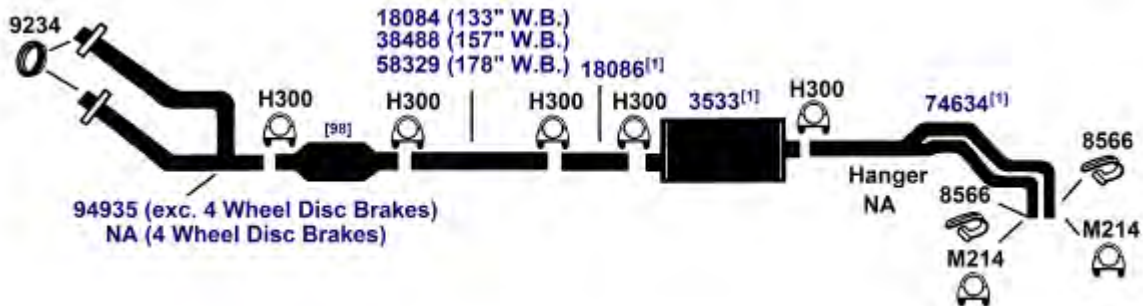


89-91 4 Cyl. P30/P3500; 239 Diesel Engine (3.9L); 1 Ton **(100420)**

58248 (157" W.B.)
28639 (178" W.B.)
NA (133" W.B.)



89-90 8 Cyl. P30/P3500; 133", 157", 178" W.B.; 350K Engine (5.7L); 1 Ton; with Converter **(22750)**



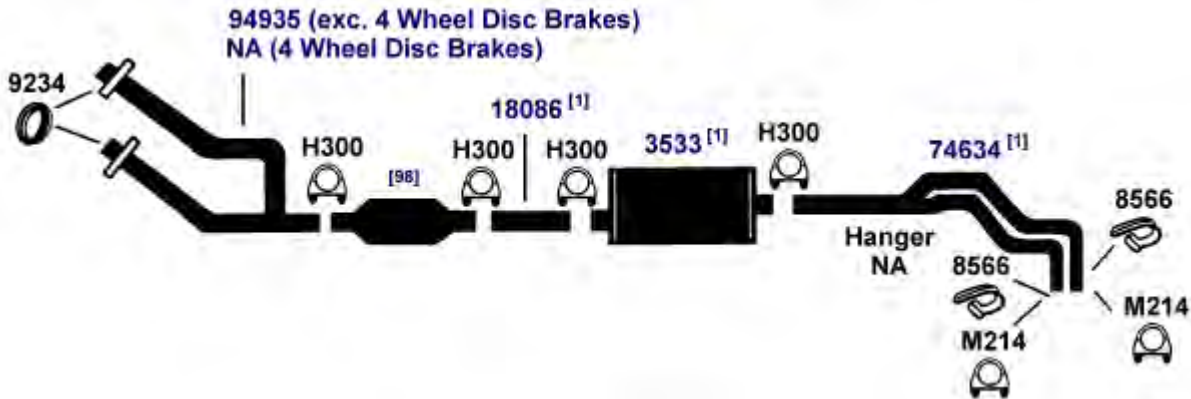
DIRECT FIT MSL/MAXIMUM Muffler... 700141, UNIVERSAL FIT MSL/MAXIMUM Muffler... 6577, Silentone DIY Muffler... 5568 and 8975
Connector

NA-Not Available. NR-Not Required. FL-Remove and Re-Use Old Flange. ● Golden Warehouse. O.E.-Original Equipment.
Airtube Kit [4948] may be required to complete installation. EFI-Electronic Fuel Injection.

[1] OE system was a welded assembly. It is recommended that all parts noted [1] [98] Refer to current Catalytic Converter catalog or Website catalog for availability. should be replaced.

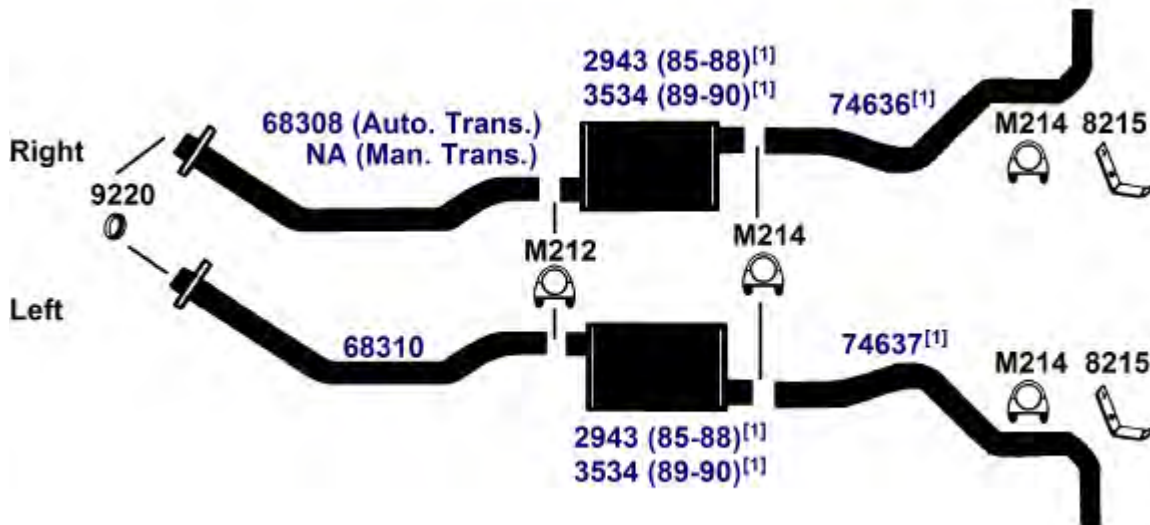
CHEVROLET P30/3500 SERIES STEPVAN

(22751) 89-90 8 Cyl. P30/P3500; 125" W.B.; 350K Engine (5.7L); 1 Ton; with Converter



DIRECT FIT MSL/MAXIMUM Muffler... 700141, UNIVERSAL FIT MSL/MAXIMUM Muffler... 6577, Silentone DIY Muffler... 5568 and 8975 Connector

(22749) 85-90 8 Cyl. P30/P3500; Dubl-Duti (Forward Control); 125" W.B.; 379 Diesel Engine (6.2L); 1 Ton



DIRECT FIT MSL/MAXIMUM Muffler... Left 85-88- 700051, Right 85-88- 700051, UNIVERSAL FIT MSL/MAXIMUM Muffler... Left 85-88- 6505, Right 85-88- 6505, Silentone DIY Muffler... Left 85-88- 5508, Right 85-88- 5508

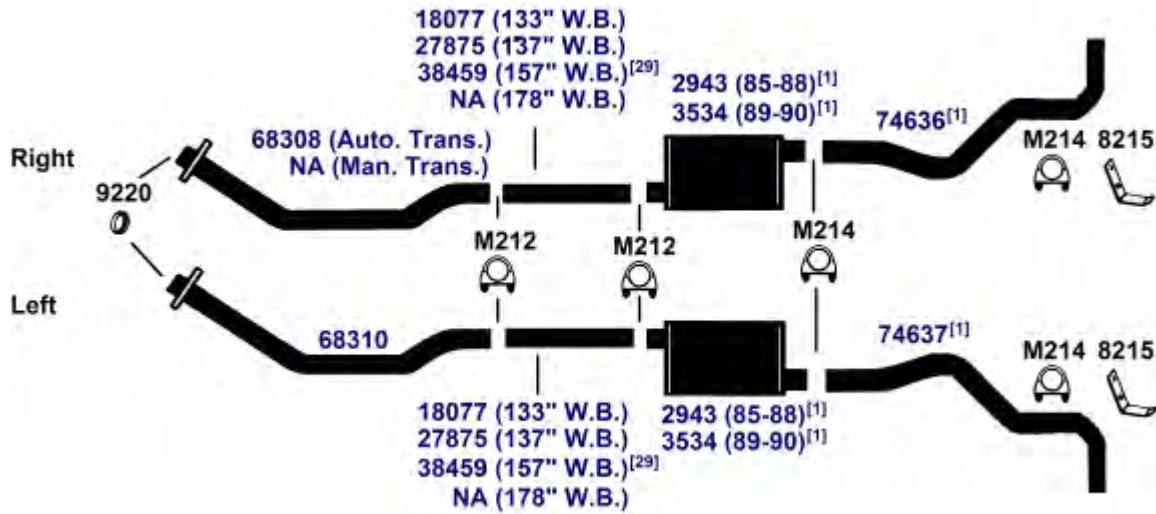
NA-Not Available. NR-Not Required. FL-Remove and Re-Use Old Flange. ● Golden Warehouse. O.E.-Original Equipment.

Airtube Kit [4948] may be required to complete installation. EFI-Electronic Fuel Injection.

[1] OE system was a welded assembly. It is recommended that all parts noted [1] [98] Refer to current Catalytic Converter catalog or Website catalog for availability. should be replaced.

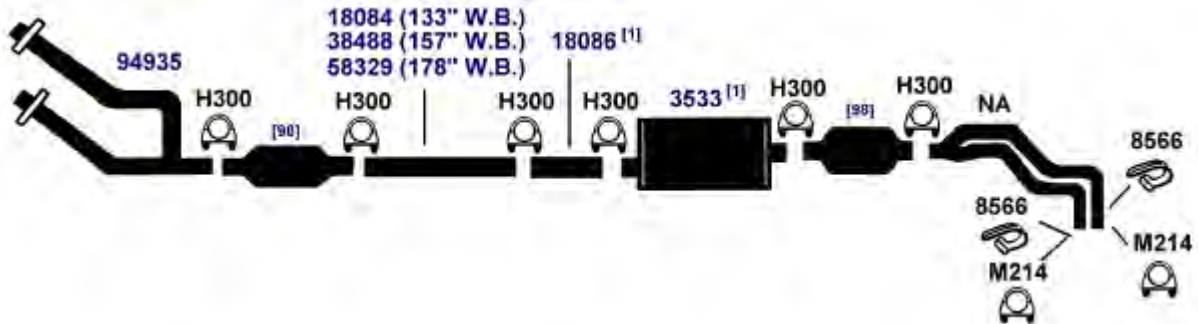
CHEVROLET P30/3500 SERIES STEPVAN

85-90 8 Cyl. P30/P3500; Dubl-Duti (Forward Control); 133", 137", 157", 178" W.B.; 379 Diesel Engine (6.2L); 1 Ton **(22748)**



DIRECT FIT MSL/MAXIMUM Muffler... Left 85-88- 700051, Right 85-88- 700051, UNIVERSAL FIT MSL/MAXIMUM Muffler... Left 85-88- 6505, Right 85-88- 6505, Silentone DIY Muffler... Left 85-88- 5508, Right 85-88- 5508

87-89 8 Cyl. P30/P3500; 133", 157", 178" W.B.; 350K Engine (5.7L) 1 Ton; with two Converters **(22746)**



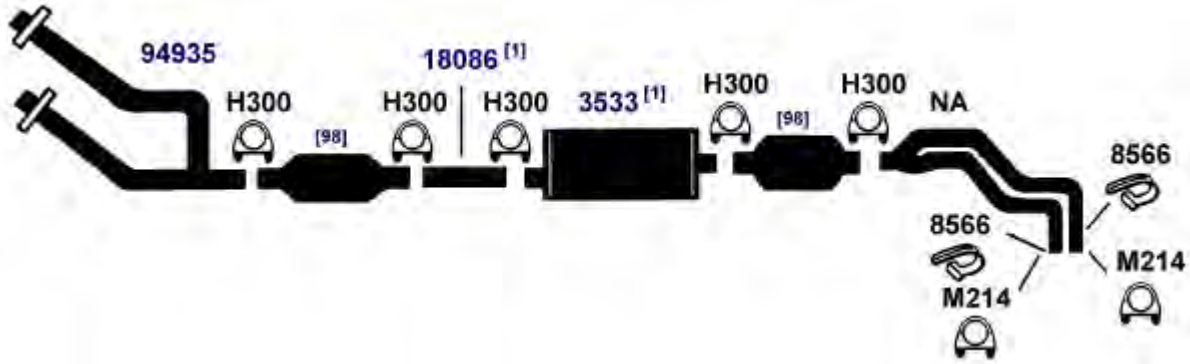
DIRECT FIT MSL/MAXIMUM Muffler... 700141, UNIVERSAL FIT MSL/MAXIMUM Muffler... 6577, Silentone DIY Muffler... 5568 and 8975 Connector

NA-Not Available. NR-Not Required. FL-Remove and Re-Use Old Flange. ● Golden Warehouse. O.E.-Original Equipment.
Airtube Kit [4948] may be required to complete installation. EFI-Electronic Fuel Injection.

- [1] OE system was a welded assembly. It is recommended that all parts noted [1] [98] Refer to current Catalytic Converter catalog or Website catalog for availability. should be replaced.
[29] Cut as required.

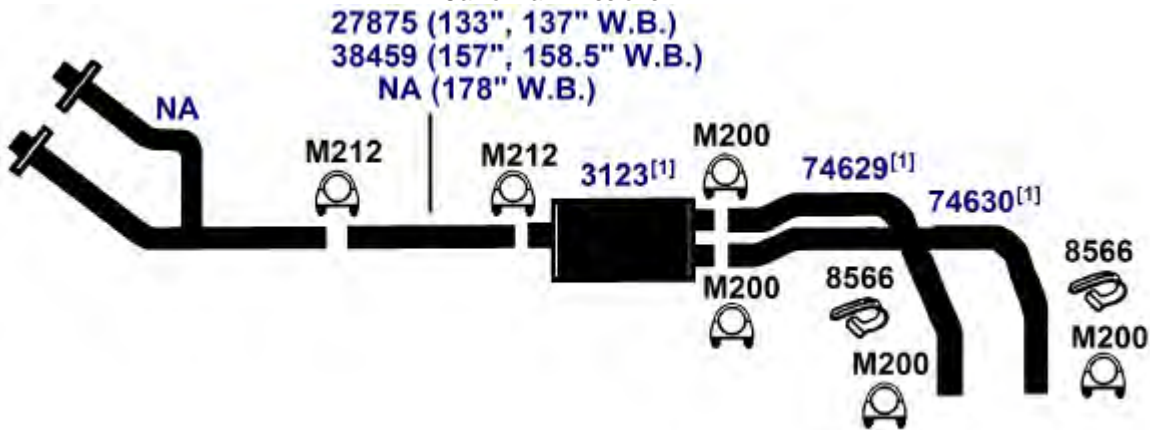
CHEVROLET P30/3500 SERIES STEPVAN

(22747) 87-89 8 Cyl. P30/P3500; 125" W.B.; 350K Engine (5.7L) 1 Ton; with two Converters



DIRECT FIT MSL/MAXIMUM Muffler... 700141, UNIVERSAL FIT MSL/MAXIMUM Muffler... 6577, Silentone DIY Muffler... 5568 and 8975 Connector

(22745) 86-88 8 Cyl. P30/P3500; Dubl-Duti (Forward Control); 350M Engine (5.7L); 1 Ton; with California Emissions



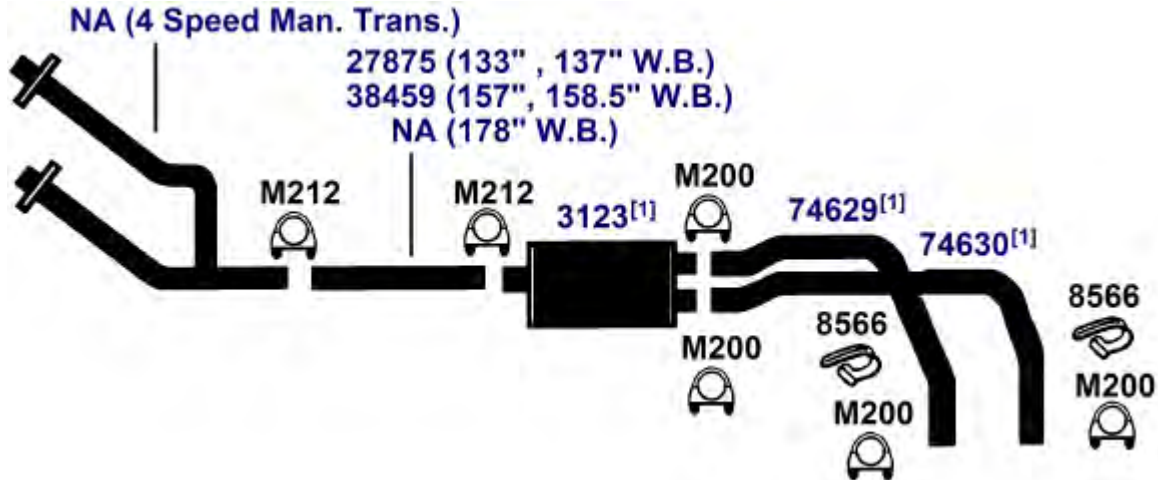
DIRECT FIT MSL/MAXIMUM Muffler... 700065, UNIVERSAL FIT MSL/MAXIMUM Muffler... 6557, Silentone DIY Muffler... 5542

NA-Not Available. NR-Not Required. FL-Remove and Re-Use Old Flange. ● Golden Warehouse. O.E.-Original Equipment.
Airtube Kit [4948] may be required to complete installation. EFI-Electronic Fuel Injection.

[1] OE system was a welded assembly. It is recommended that all parts noted [1] [98] Refer to current Catalytic Converter catalog or Website catalog for availability. should be replaced.

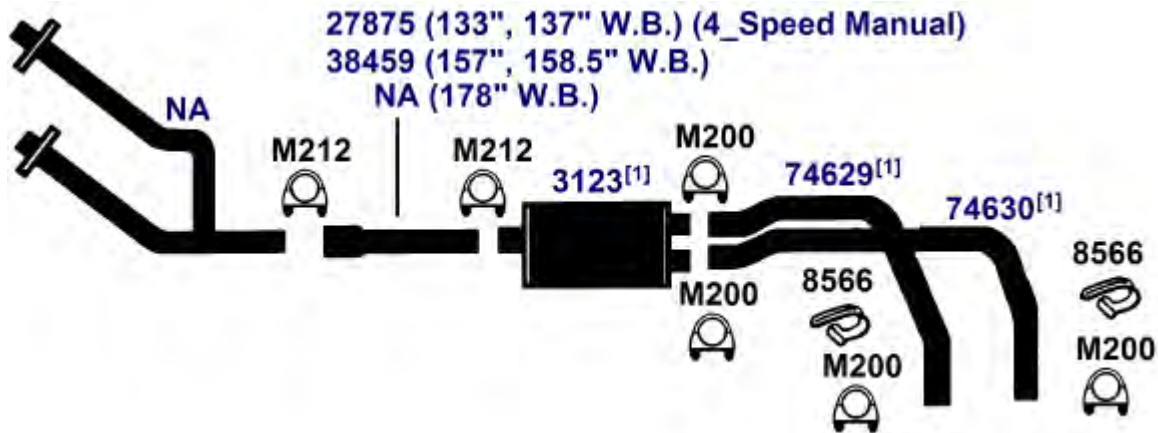
CHEVROLET P30/3500 SERIES STEPVAN

1985 8 Cyl. P30/P3500; Dubl-Duti (Forward Control); 350 Engine (5.7L) 1 Ton; Built before Jan.1, 1985; 4 Wheel Disc Brakes **(22744)**



DIRECT FIT MSL/MAXIMUM Muffler... 700065, UNIVERSAL FIT MSL/MAXIMUM Muffler... 6557, Silentone DIY Muffler... 5542

82-84 8 Cyl. P30/P3500, Dubl-Duti (Forward Control), 350 Engine (5.7L), 1 Ton, except 4 Wheel Disc Brakes **(22743)**



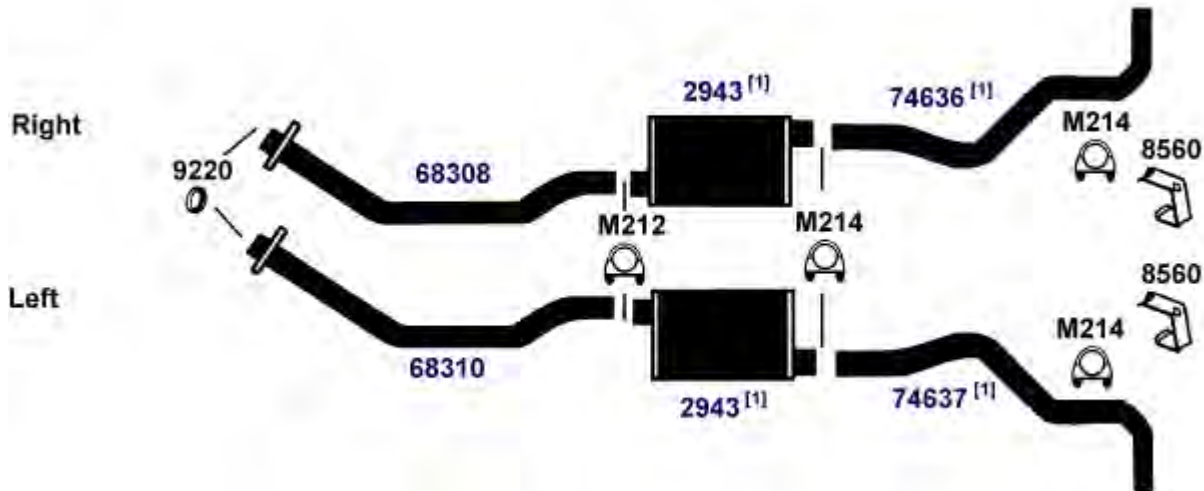
DIRECT FIT MSL/MAXIMUM Muffler... 700065, UNIVERSAL FIT MSL/MAXIMUM Muffler... 6557, Silentone DIY Muffler... 5542

NA-Not Available. NR-Not Required. FL-Remove and Re-Use Old Flange. ● Golden Warehouse. O.E.-Original Equipment.
 # Airtube Kit [4948] may be required to complete installation. EFI-Electronic Fuel Injection.

[1] OE system was a welded assembly. It is recommended that all parts noted [1] should be replaced.

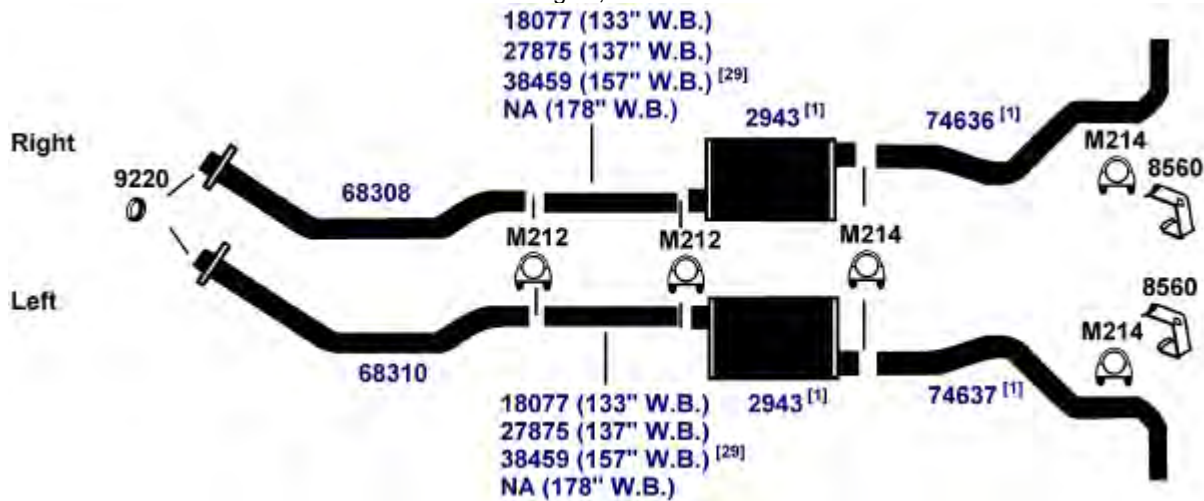
CHEVROLET P30/3500 SERIES STEPVAN

(22757) 82-84 8 Cyl. P30/P3500, Dubl-Duti (Forward Control), 125" W.B., 379 Diesel Engine, 1 Ton



DIRECT FIT MSL/MAXIMUM Muffler... Left 700051, Right 700051, UNIVERSAL FIT MSL/MAXIMUM Muffler... Left 6505, Right 6505, Silentone DIY Muffler... Left 5508, Right 5508

(22756) 82-84 8 Cyl. P30/P3500, Dubl-Duti (Forward Control), 133", 137", 157", 178" W.B., 379 Diesel Engine, 1 Ton



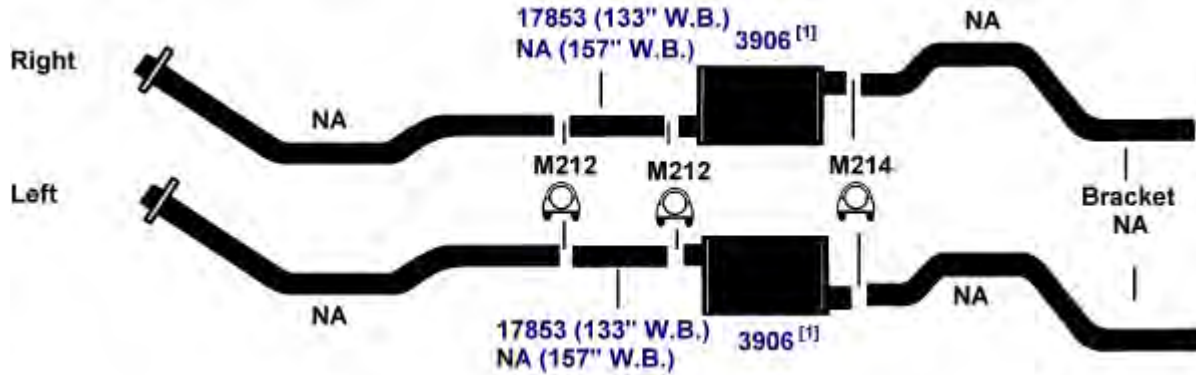
DIRECT FIT MSL/MAXIMUM Muffler... Left 700051, Right 700051, UNIVERSAL FIT MSL/MAXIMUM Muffler... Left 6505, Right 6505, Silentone DIY Muffler... Left 5508, Right 5508

NA-Not Available. NR-Not Required. FL-Remove and Re-Use Old Flange. ● Golden Warehouse. O.E.-Original Equipment.
Airtube Kit [4948] may be required to complete installation. EFI-Electronic Fuel Injection.

[1] OE system was a welded assembly. It is recommended that all parts noted [1] should be replaced. [29] Cut as required.

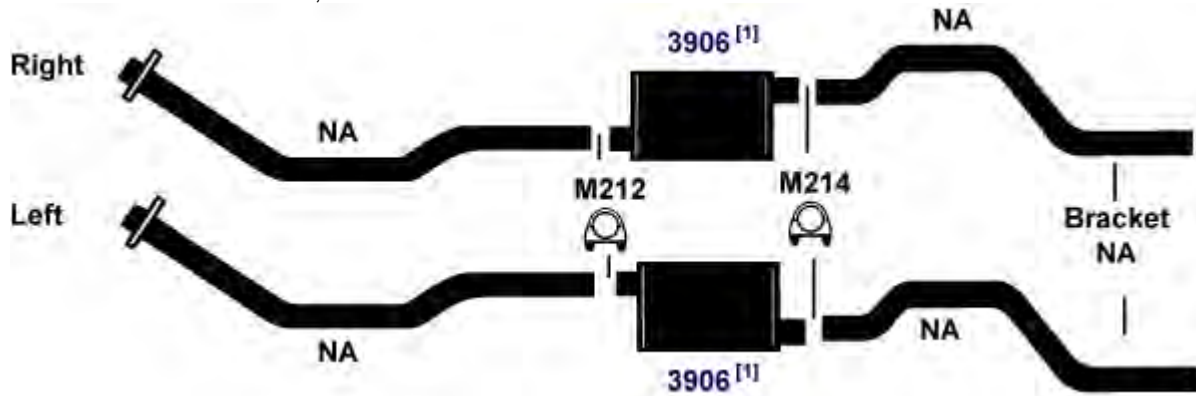
CHEVROLET P30/3500 SERIES STEPVAN

79-84 8 Cyl. P30/P3500, Dubl-Duti (Forward Control), 133", 157" W.B., 454 Engine, 1 Ton, **(22735)**
 except Motor Home, Dual Exhaust



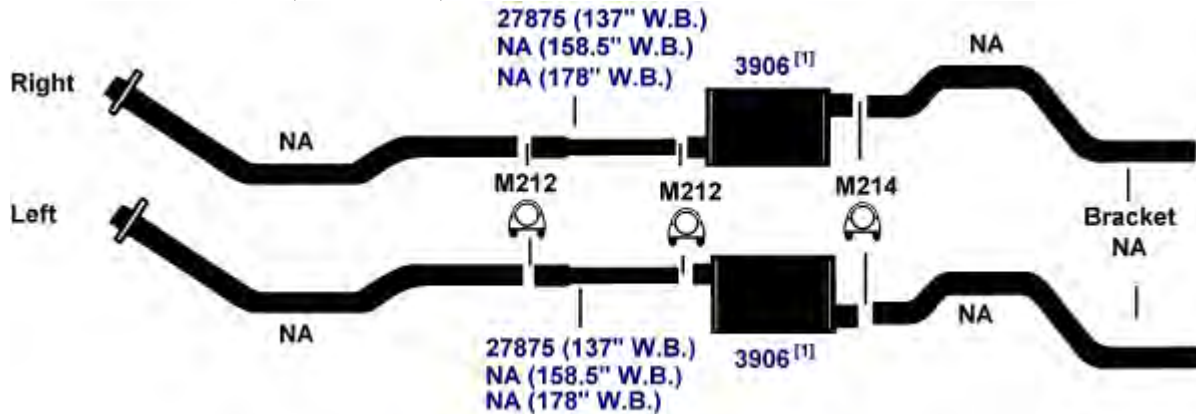
UNIVERSAL FIT MSL/MAXIMUM Muffler... 709019 Left, 709019 Right

79-84 8 Cyl. P30/P3500, Dubl-Duti (Forward Control), 125" W.B., 454 Engine, 1 Ton, Motor Home, Dual Exhaust **(22734)**



UNIVERSAL FIT MSL/MAXIMUM Muffler... 709019 Left, 709019 Right

79-84 8 Cyl. P30/P3500; Dubl-Duti (Forward Control); 137", 158.5", 178" W.B.; 454 Engine; 1 Ton; Motor Home, Dual Exhaust **(22733)**



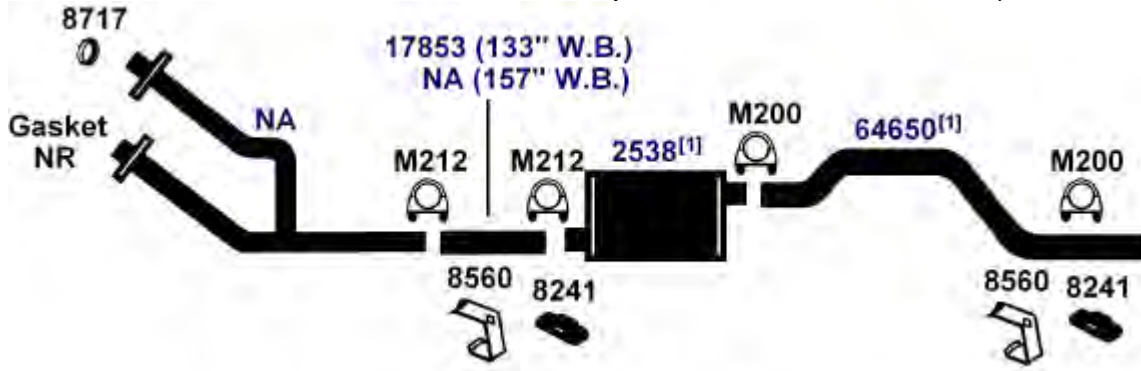
UNIVERSAL FIT MSL/MAXIMUM Muffler... 709019 Left, 709019 Right

NA-Not Available. NR-Not Required. FL-Remove and Re-Use Old Flange. ● Golden Warehouse. O.E.-Original Equipment.
 # Airtube Kit [4948] may be required to complete installation. EFI-Electronic Fuel Injection.

[1] OE system was a welded assembly. It is recommended that all parts noted [1] should be replaced.

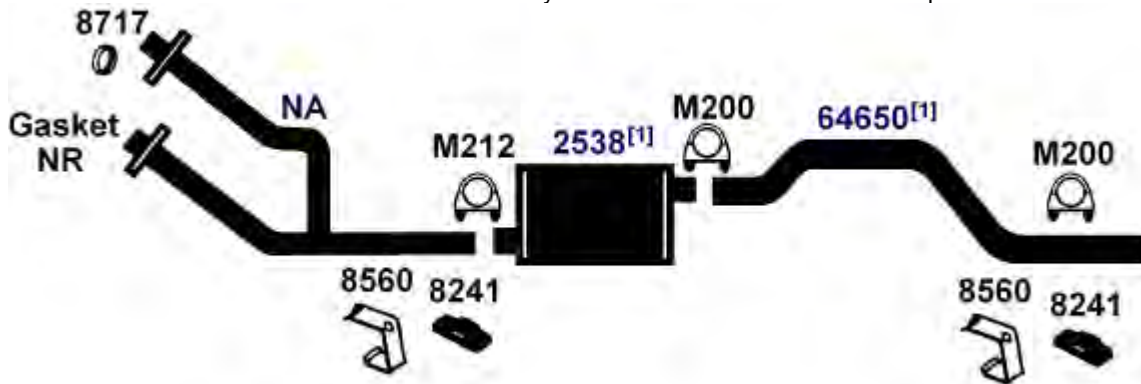
CHEVROLET P30/3500 SERIES STEPVAN

(22728) 80-81 8 Cyl. P30/P3500, Dubl-Duti (Forward Control), 133", 157" W.B., 350 Engine, 1 Ton, with 4 Wheel Hydraulic Power Disc Brakes and 4-Speed Manual Trans.



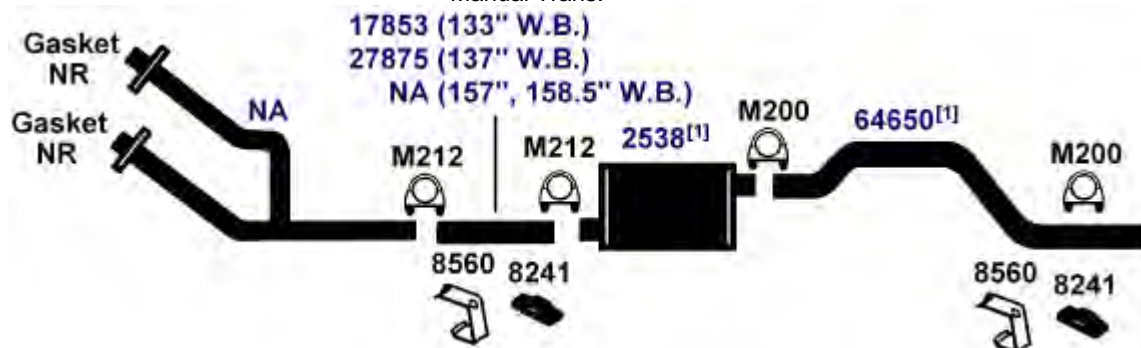
DIRECT FIT MSL/MAXIMUM Muffler... 6505, Silentone DIY Muffler... 5512

(22730) 80-81 8 Cyl. P30/P3500, Dubl-Duti (Forward Control), 125" W.B., 350 Engine, 1 Ton, with 4 Wheel Hydraulic Power Disc Brakes and 4-Speed Manual Trans.



DIRECT FIT MSL/MAXIMUM Muffler... 6505, Silentone DIY Muffler... 5512

(22729) 80-81 8 Cyl. P30/P3500, Dubl-Duti (Forward Control), 133", 137", 157", 158.5" W.B., 350 Engine, 1 Ton, except 4 Wheel Hydraulic Power Disc Brakes and 4-Speed Manual Trans.



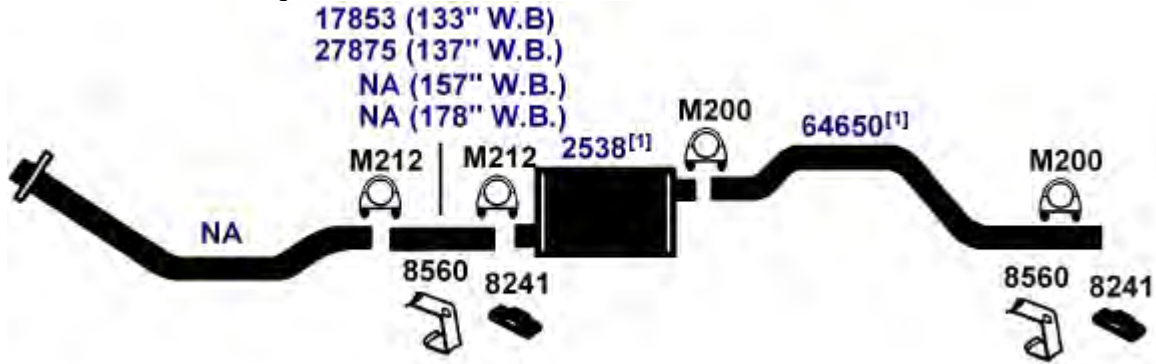
DIRECT FIT MSL/MAXIMUM Muffler... 6505, Silentone DIY Muffler... 5512

NA-Not Available. NR-Not Required. FL-Remove and Re-Use Old Flange. ● Golden Warehouse. O.E.-Original Equipment.
Airtube Kit [4948] may be required to complete installation. EFI-Electronic Fuel Injection.

[1] OE system was a welded assembly. It is recommended that all parts noted [1] should be replaced.

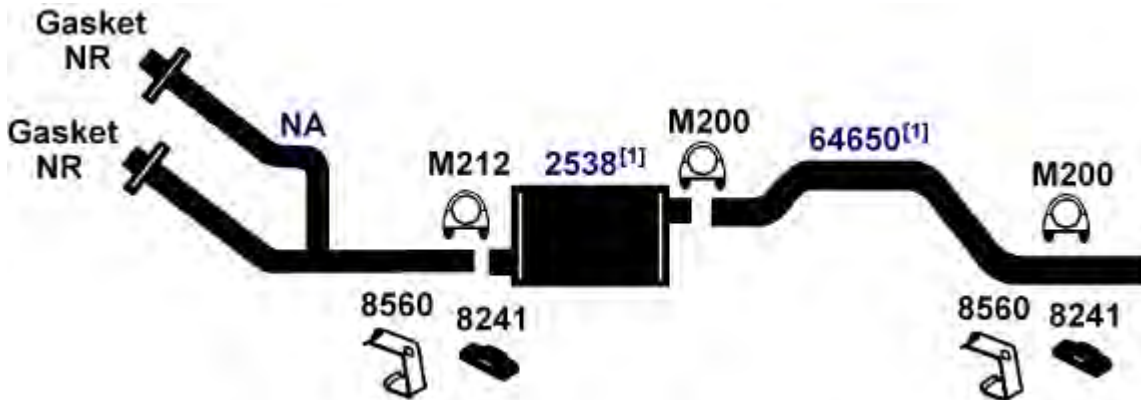
CHEVROLET P30/3500 SERIES STEPVAN

79-81 6 Cyl. P30/P3500, Dubl-Duti (Forward Control), 133", 137", 157", 178" W.B.; 292 Engine; 1 Ton **(21409)**



DIRECT FIT MSL/MAXIMUM Muffler... 6505, Silentone DIY Muffler... 5512

79-81 8 Cyl. P30/P3500, Dubl-Duti (Forward Control), 125" W.B., 350 Engine, 1 Ton, without Converter **(22731)**



DIRECT FIT MSL/MAXIMUM Muffler... 6505, Silentone DIY Muffler... 5512

79-80 6 Cyl. P30/P3500; Dubl-Duti (Forward Control), 125" W.B.; 292 Engine; 1 Ton **(21408)**



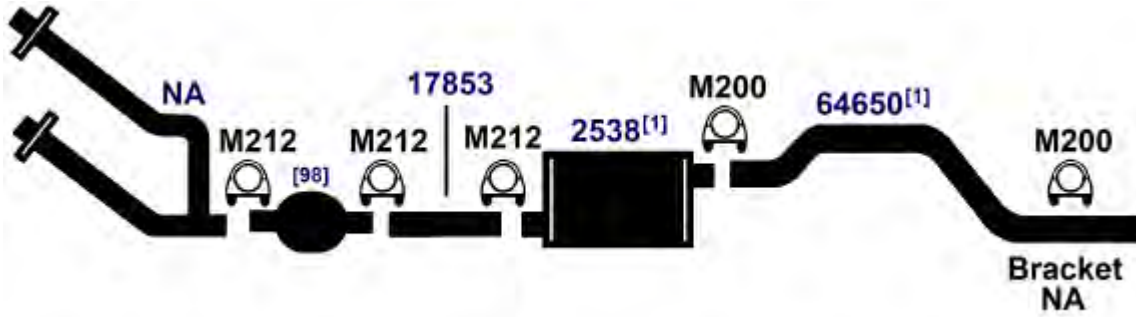
DIRECT FIT MSL/MAXIMUM Muffler... 6505, Silentone DIY Muffler... 5512

NA-Not Available. NR-Not Required. FL-Remove and Re-Use Old Flange. ● Golden Warehouse. O.E.-Original Equipment.
Airtube Kit [4948] may be required to complete installation. EFI-Electronic Fuel Injection.

[1] OE system was a welded assembly. It is recommended that all parts noted [1] should be replaced.

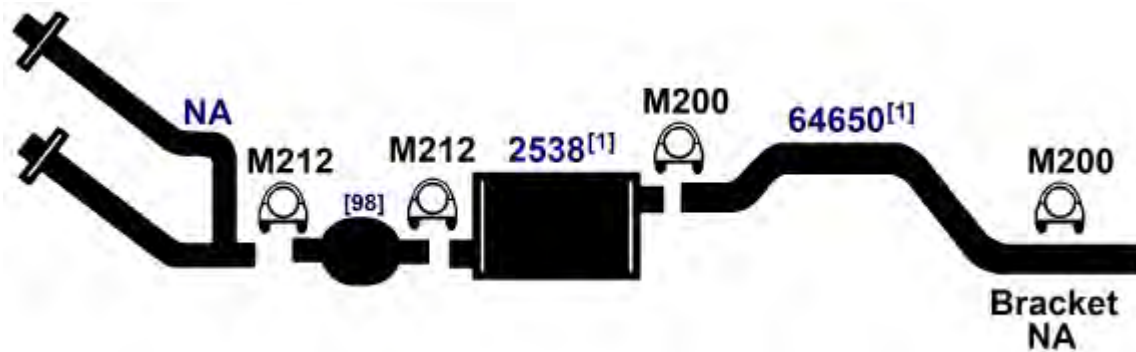
CHEVROLET P30/3500 SERIES STEPVAN

(22722) 1979 8 Cyl. P30/P3500, Dubl-Duti (Forward Control), 133" W.B., 350 Engine, 1 Ton, with Converter



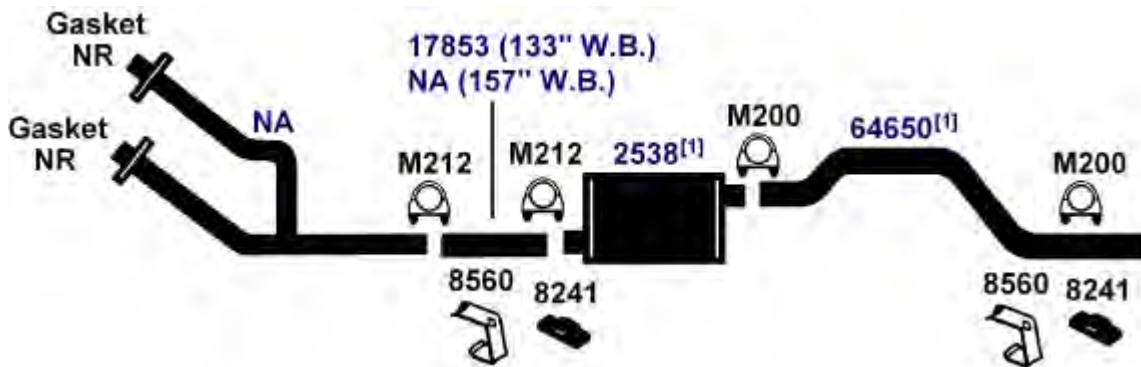
DIRECT FIT MSL/MAXIMUM Muffler... 6505, Silentone DIY Muffler... 5512

(22724) 1979 8 Cyl. P30/P3500, Dubl-Duti (Forward Control), 125" W.B., 350 Engine, 1 Ton, with Converter



DIRECT FIT MSL/MAXIMUM Muffler... 6505, Silentone DIY Muffler... 5512

(22721) 1979 8 Cyl. P30/P3500, Dubl-Duti (Forward Control), 133", 157" W.B., 350 Engine, 1 Ton, without Converter, except Motor Home



DIRECT FIT MSL/MAXIMUM Muffler... 6505, Silentone DIY Muffler... 5512

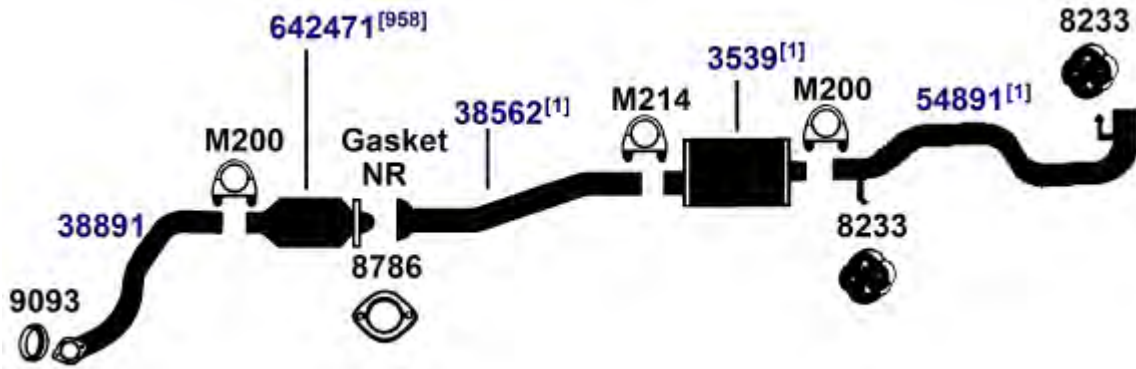
NA-Not Available. NR-Not Required. FL-Remove and Re-Use Old Flange. ● Golden Warehouse. O.E.-Original Equipment.
Airtube Kit [4948] may be required to complete installation. EFI-Electronic Fuel Injection.

[1] OE system was a welded assembly. It is recommended that all parts noted [1] should be replaced.

CHEVROLET S10 / GMC S15, SONOMA PICKUP (2WD)

1994 4 Cyl. S10/S15; 108.3" W.B.; 2.2L Engine; 2 W.D.

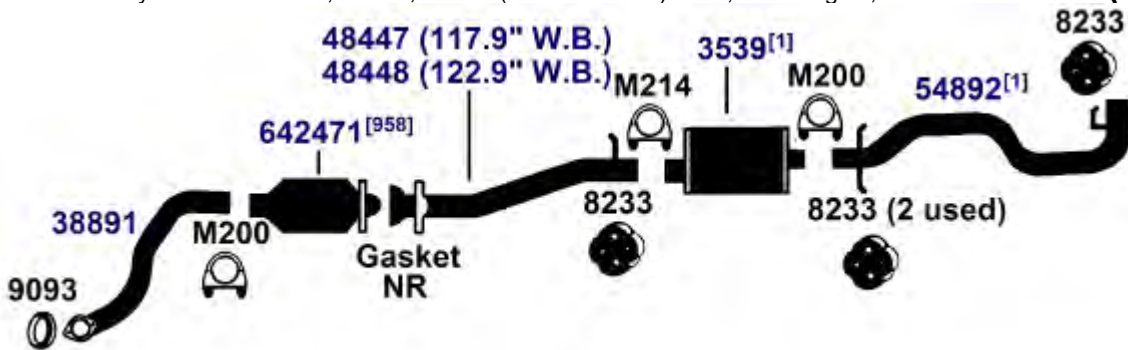
(20122)



DIRECT FIT MSL/MAXIMUM Muffler... 700176, UNIVERSAL FIT MSL/MAXIMUM Muffler... 6504, 6507, 709014, Silentone DIY Muffler... 5502

1994 4 Cyl. S10/S15; 117.9", 122.9" (Extended Cab) W.B.; 2.2L Engine, 2 W.D.

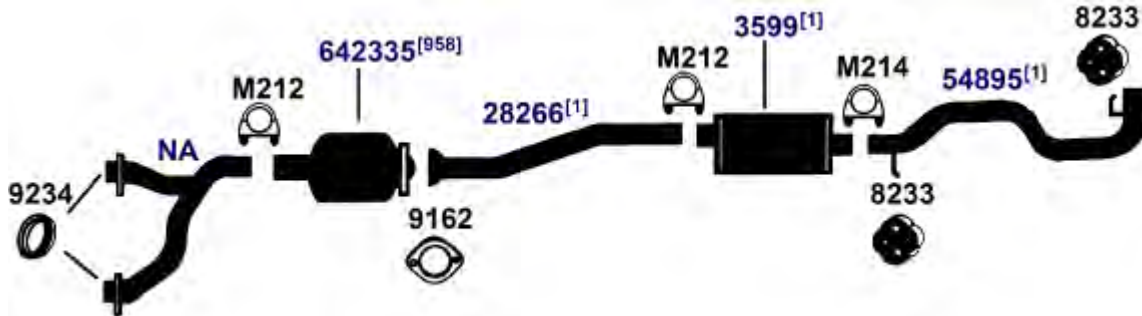
(20121)



DIRECT FIT MSL/MAXIMUM Muffler... 700176, UNIVERSAL FIT MSL/MAXIMUM Muffler... 6504, 6507, 709014, Silentone DIY Muffler... 5502

1994 6 Cyl. S10/S15; 108.3" W.B.; 262Z, 262W (4.3L) Engine; 2 W.D.

(20120)



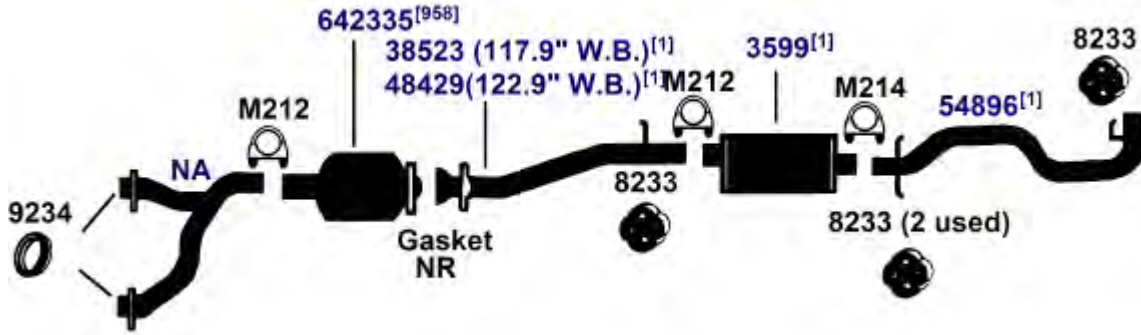
DIRECT FIT MSL/MAXIMUM Muffler... 700020, Silentone DIY Muffler... 5561

NA-Not Available. NR-Not Required. FL-Remove and Re-Use Old Flange. ● Golden Warehouse. O.E.-Original Equipment.
Airtube Kit [4948] may be required to complete installation. EFI-Electronic Fuel Injection.

[1] OE system was a welded assembly. It is recommended that all parts noted [1] should be replaced. [958] Federal & California Emission vehicles. Not legal for sale for vehicles licensed in California.

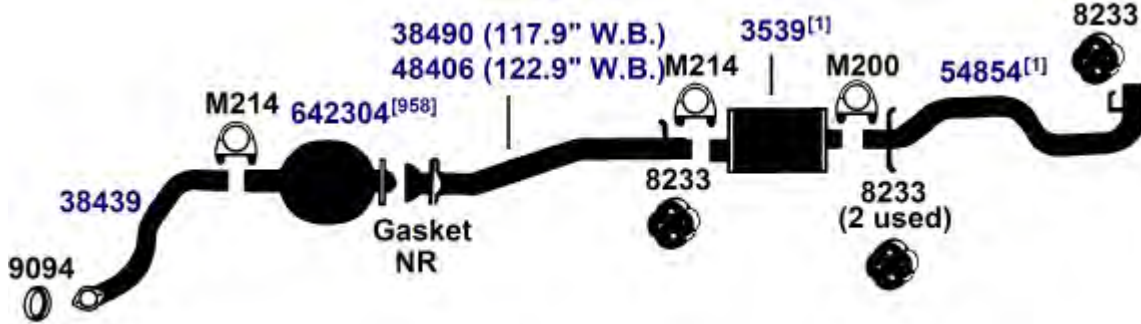
CHEVROLET S10 / GMC S15, SONOMA PICKUP (2WD)

(20119) 1994 6 Cyl. S10/S15; 117.9", 122.9" (Extended Cab) W.B.; 262Z, 262W (4.3L) Engine; 2 W.D.



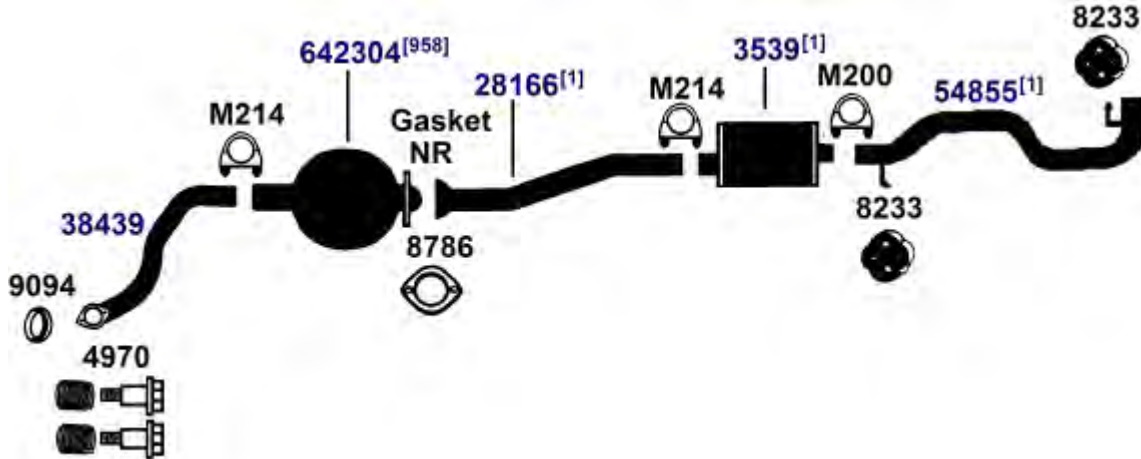
DIRECT FIT MSL/MAXIMUM Muffler... 700020, Silentone DIY Muffler... 5561

(20117) 92-93 4 Cyl. S10/S15; 117.9", 122.9" (Extended Cab) W.B.; 2.5L Engine; 2 W.D.



DIRECT FIT MSL/MAXIMUM Muffler... 700176, UNIVERSAL FIT MSL/MAXIMUM Muffler... 6504, 6507, 709014, Silentone DIY Muffler... 5502

(20118) 92-93 4 Cyl. S10/S15; 108.3" W.B.; 2.5L Engine; 2 W.D.



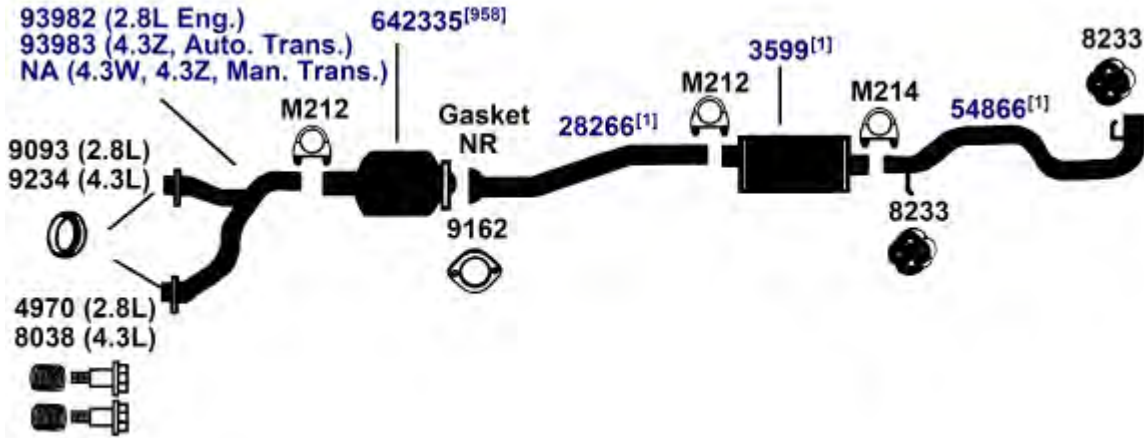
DIRECT FIT MSL/MAXIMUM Muffler... 700176, UNIVERSAL FIT MSL/MAXIMUM Muffler... 6504, 6507, 709014, Silentone DIY Muffler... 5502

NA-Not Available. NR-Not Required. FL-Remove and Re-Use Old Flange. ● Golden Warehouse. O.E.-Original Equipment.
Airtube Kit [4948] may be required to complete installation. EFI-Electronic Fuel Injection.

[1] OE system was a welded assembly. It is recommended that all parts noted [1] should be replaced. [958] Federal & California Emission vehicles. Not legal for sale for vehicles licensed in California.

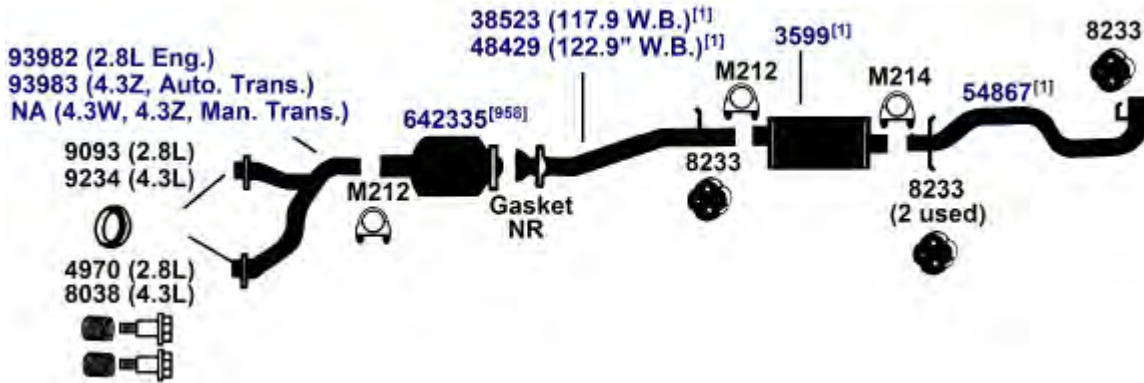
CHEVROLET S10 / GMC S15, SONOMA PICKUP (2WD)

92-93 6 Cyl. S10/S15; 108.3" W.B.; 173 (2.8L), 262Z (4.3L), 262W (4.3L) Engine; 2 W.D. **(20116)**



DIRECT FIT MSL/MAXIMUM Muffler... 700020, Silentone DIY Muffler... 5561

92-93 6 Cyl. S10/S15; 117.9", 122.9" (Extended Cab) W.B.; 173 (2.8L), 262Z (4.3L), 262W (4.3L) Engine; 2 W.D. **(20115)**



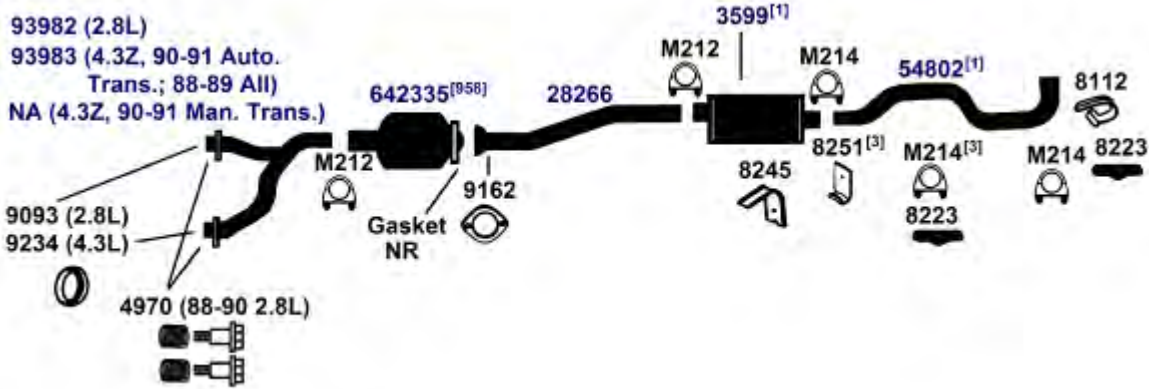
DIRECT FIT MSL/MAXIMUM Muffler... 700020, Silentone DIY Muffler... 5561

NA-Not Available. NR-Not Required. FL-Remove and Re-Use Old Flange. ● Golden Warehouse. O.E.-Original Equipment.
Airtube Kit [4948] may be required to complete installation. EFI-Electronic Fuel Injection.

[1] OE system was a welded assembly. It is recommended that all parts noted [1] should be replaced. [958] Federal & California Emission vehicles. Not legal for sale for vehicles licensed in California.

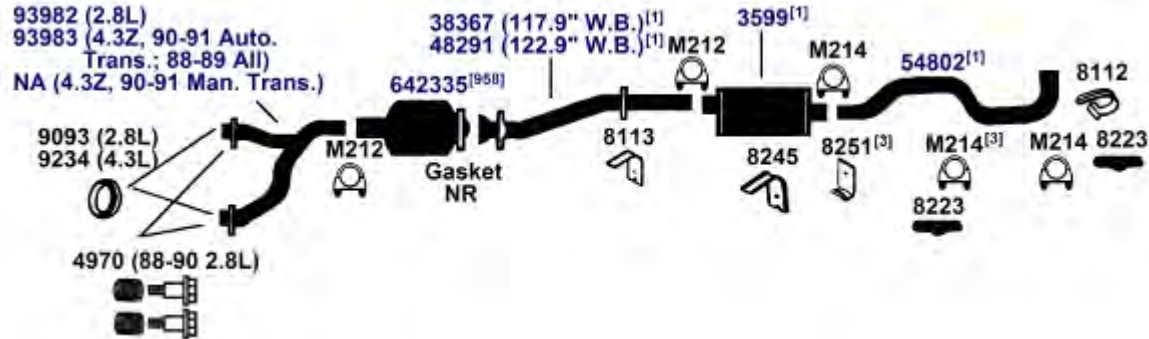
CHEVROLET S10 / GMC S15, SONOMA PICKUP (2WD)

(20114) 88-91 6 Cyl. S10/S15; 108.3" W.B. (Std. Cab/Short Bed); 173 (2.8L), 262 (4.3L) Engine; 2 W.D.



DIRECT FIT MSL/MAXIMUM Muffler... 700020, Silentone DIY Muffler... 5561

(20112) 88-91 6 Cyl. S10/S15; 117.9", 122.9" W.B. (Extended Cab); 173 (2.8L), 262 (4.3L) Engine; 2 W.D.



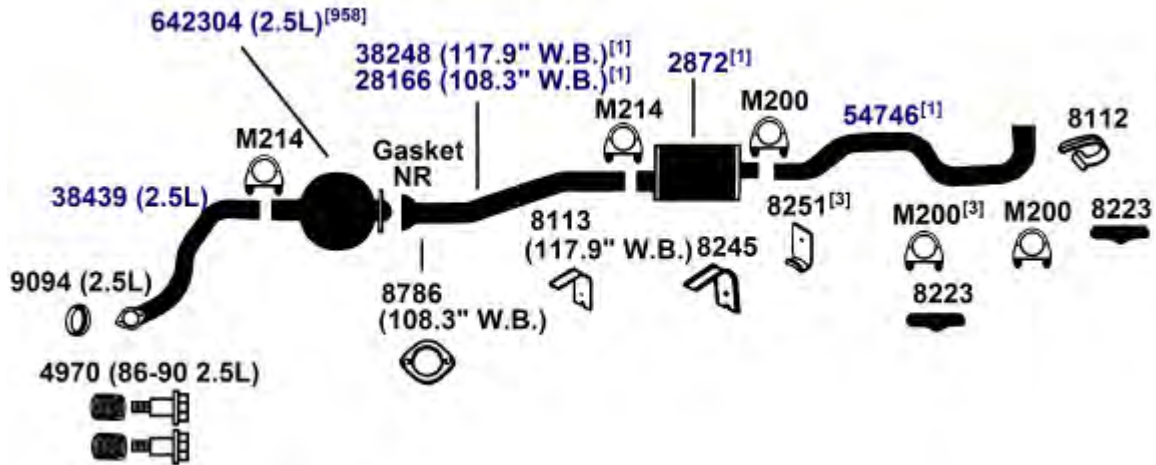
DIRECT FIT MSL/MAXIMUM Muffler... 700020, Silentone DIY Muffler... 5561

NA-Not Available. NR-Not Required. FL-Remove and Re-Use Old Flange. ● Golden Warehouse. O.E.-Original Equipment.
Airtube Kit [4948] may be required to complete installation. EFI-Electronic Fuel Injection.

- [1] OE system was a welded assembly. It is recommended that all parts noted [1] should be replaced. [958] Federal & California Emission vehicles. Not legal for sale for vehicles licensed in California.
- [3] Required for installation.

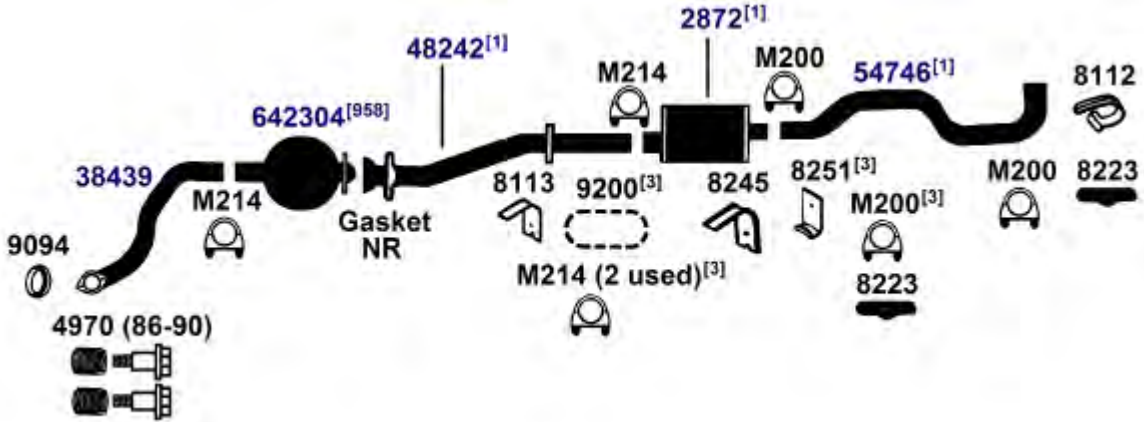
CHEVROLET S10 / GMC S15, SONOMA PICKUP (2WD)

85-91 4 Cyl. S10/S15; 108.3", 117.9" W.B.; 2.5L Engine; 2 W.D. (20109)
 1985 4 Cyl. S10/S15; 108.3" W.B.; 1.9L Engine; 2 W.D.



DIRECT FIT MSL/MAXIMUM Muffler... 6590, UNIVERSAL FIT MSL/MAXIMUM Muffler... 6504, Silentone DIY Muffler... 5502

85-91 4 Cyl. S10/S15; 122.9" W.B. (Extended Cab); 2.5L Engine 2 W.D. (20107)



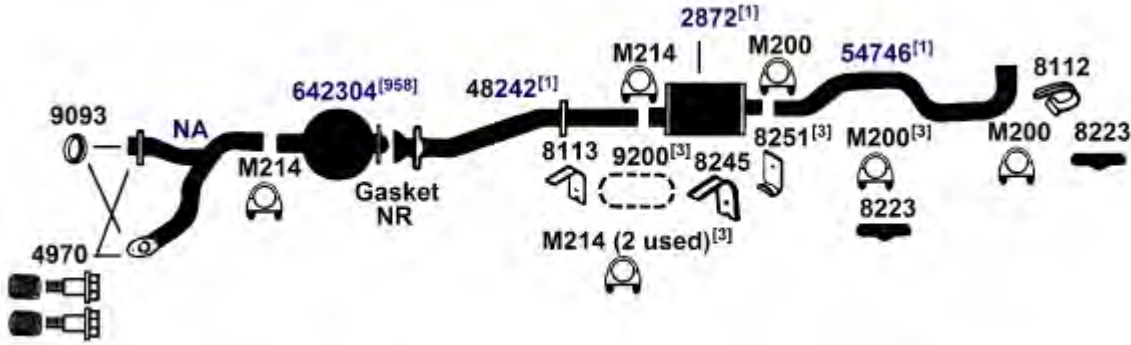
DIRECT FIT MSL/MAXIMUM Muffler... 6590, UNIVERSAL FIT MSL/MAXIMUM Muffler... 6504, Silentone DIY Muffler... 5502

NA-Not Available. NR-Not Required. FL-Remove and Re-Use Old Flange. ● Golden Warehouse. O.E.-Original Equipment.
 # Airtube Kit [4948] may be required to complete installation. EFI-Electronic Fuel Injection.

- [1] OE system was a welded assembly. It is recommended that all parts noted [1] should be replaced. [958] Federal & California Emission vehicles. Not legal for sale for vehicles licensed in California.
- [3] Required for installation.

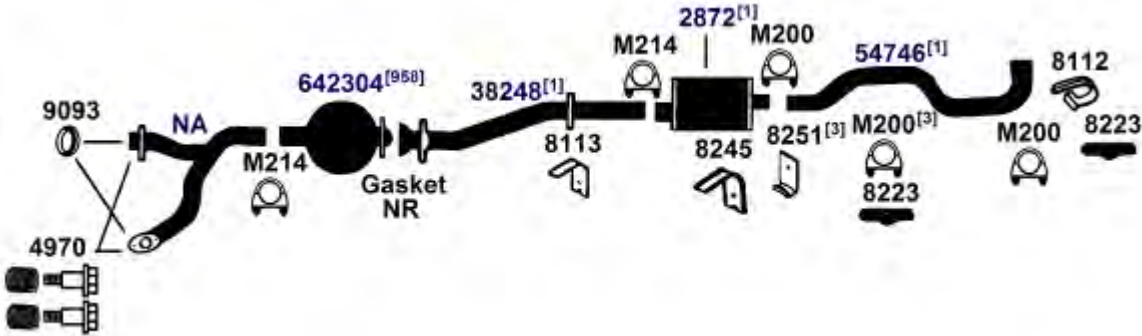
CHEVROLET S10 / GMC S15, SONOMA PICKUP (2WD)

(20102) 85-87 6 Cyl. S10/S15; 122.9" W.B. (Extended Cab); 173 (2.8L) Engine; 2 W.D.



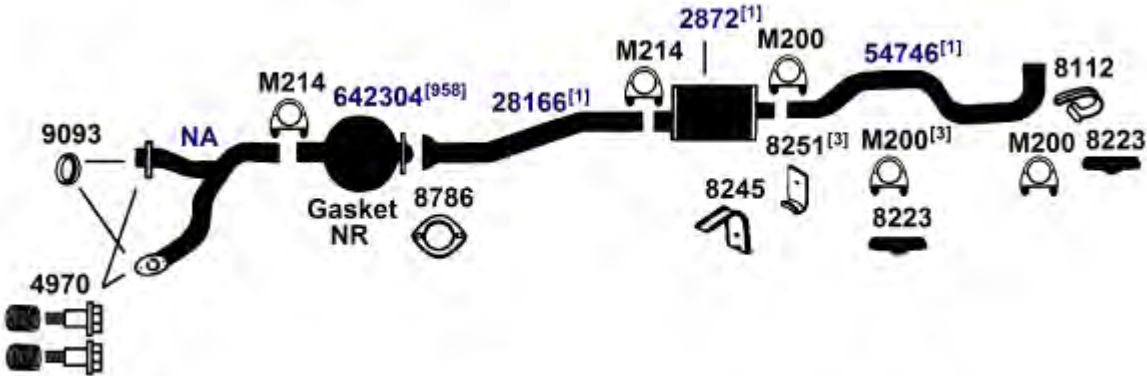
DIRECT FIT MSL/MAXIMUM Muffler... 6590, UNIVERSAL FIT MSL/MAXIMUM Muffler... 6504, Silentone DIY Muffler... 5502

(20103) 85-87 6 Cyl. S10/S15; 117.9" W.B.; 173 (2.8L) Engine; 2 W.D.



DIRECT FIT MSL/MAXIMUM Muffler... 6590, UNIVERSAL FIT MSL/MAXIMUM Muffler... 6504, Silentone DIY Muffler... 5502

(20104) 85-87 6 Cyl. S10/S15; 108.3" W.B.; 173 (2.8L) Engine; 2 W.D.



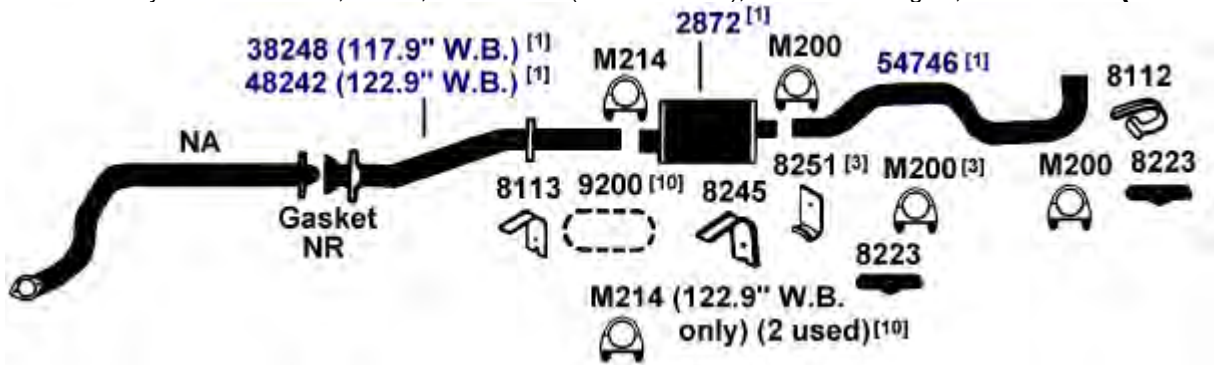
DIRECT FIT MSL/MAXIMUM Muffler... 6590, UNIVERSAL FIT MSL/MAXIMUM Muffler... 6504, Silentone DIY Muffler... 5502

NA-Not Available. NR-Not Required. FL-Remove and Re-Use Old Flange. ● Golden Warehouse. O.E.-Original Equipment.
Airtube Kit [4948] may be required to complete installation. EFI-Electronic Fuel Injection.

- [1] OE system was a welded assembly. It is recommended that all parts noted [1] should be replaced. [958] Federal & California Emission vehicles. Not legal for sale for vehicles licensed in California.
- [3] Required for installation.

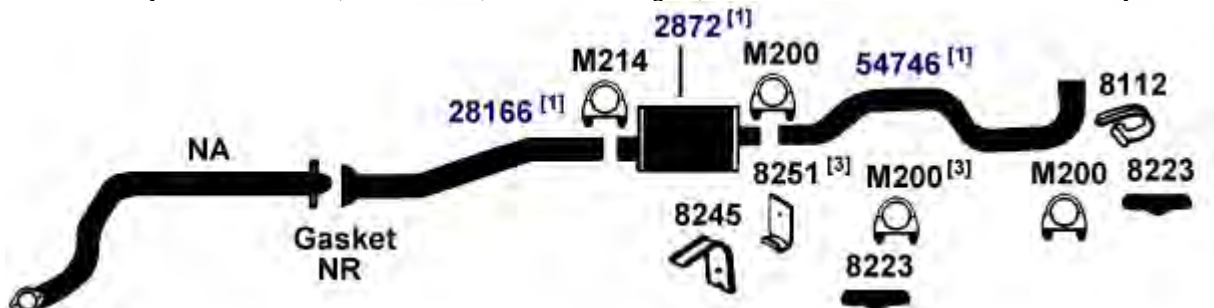
CHEVROLET S10 / GMC S15, SONOMA PICKUP (2WD)

1985 4 Cyl. S10/S15; 117.9", 122.9" W.B. (Extended Cab); 2.2L Diesel Engine; 2 W.D. **(20110)**



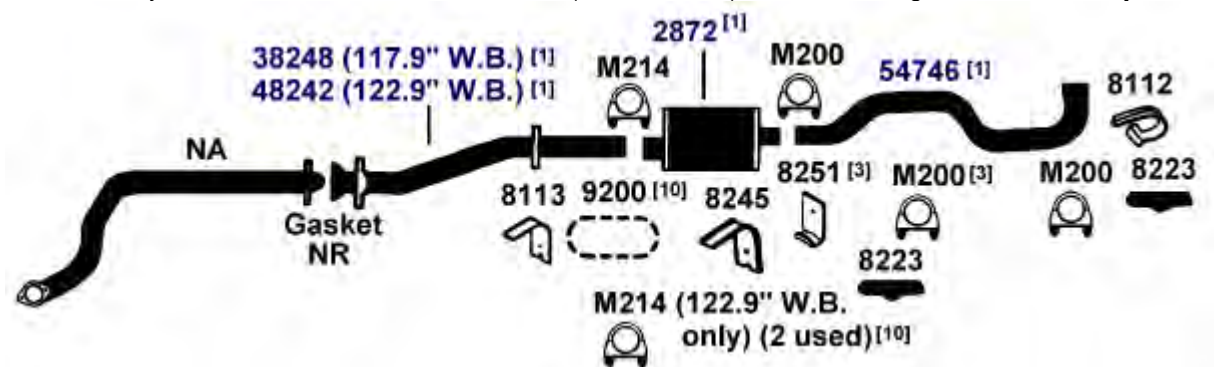
DIRECT FIT MSL/MAXIMUM Muffler... 6590, UNIVERSAL FIT MSL/MAXIMUM Muffler... 6504, Silentone DIY Muffler... 5502

1985 4 Cyl. S10/S15; 108.3" W.B.; 2.2L Diesel Engine; 2 W.D. **(20111)**



DIRECT FIT MSL/MAXIMUM Muffler... 6590, UNIVERSAL FIT MSL/MAXIMUM Muffler... 6504, Silentone DIY Muffler... 5502

1984 4 Cyl. S10/S15; 117.9", 122.9" W.B. (Extended Cab); 2.2L Diesel Engine; 2 W.D. **(20110E)**



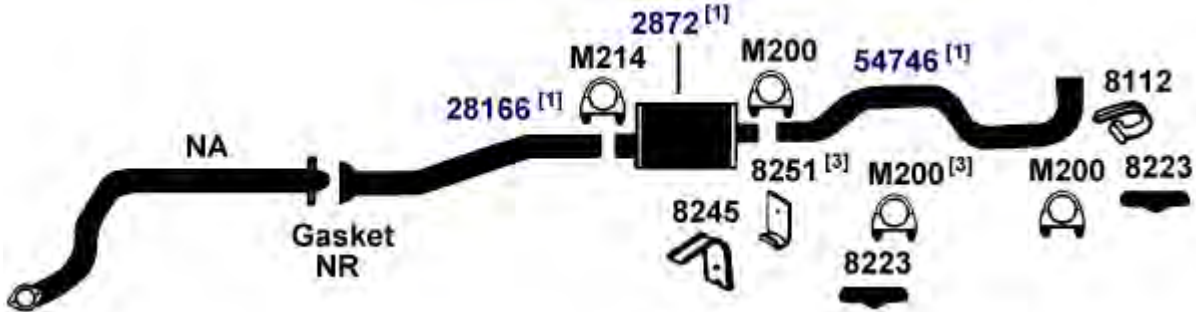
DIRECT FIT MSL/MAXIMUM Muffler... 6590, UNIVERSAL FIT MSL/MAXIMUM Muffler... 6504, Silentone DIY Muffler... 5502

NA-Not Available. NR-Not Required. FL-Remove and Re-Use Old Flange. • Golden Warehouse. O.E.-Original Equipment.
Airtube Kit [4948] may be required to complete installation. EFI-Electronic Fuel Injection.

- [1] OE system was a welded assembly. It is recommended that all parts noted [1] should be replaced.
- [3] Required for installation.
- [10] Required for installation on models with 122.9" W.B.

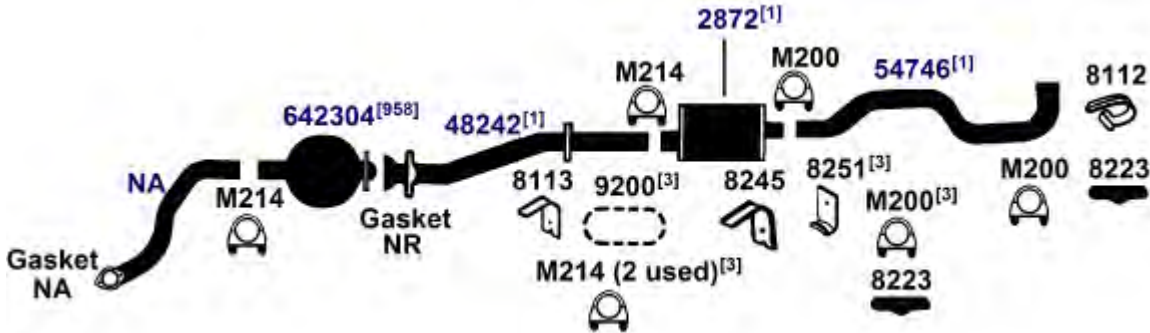
CHEVROLET S10 / GMC S15, SONOMA PICKUP (2WD)

(20111E) 1984 4 Cyl. S10/S15; 108.3" W.B.; 2.2L Diesel Engine; 2 W.D.



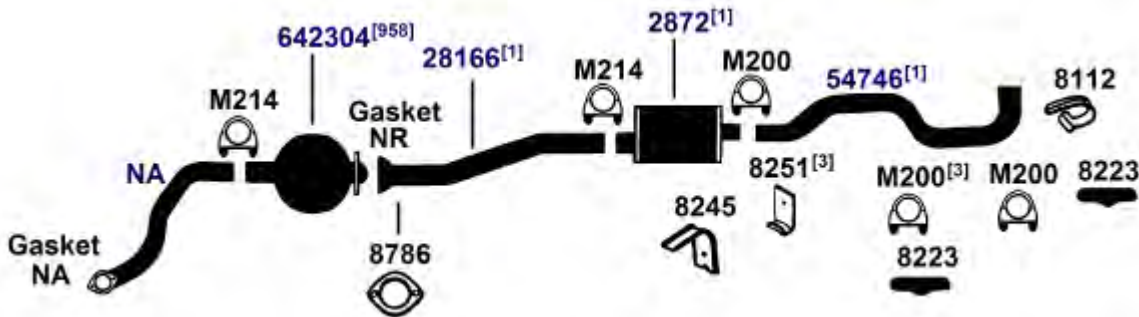
DIRECT FIT MSL/MAXIMUM Muffler... 6590, UNIVERSAL FIT MSL/MAXIMUM Muffler... 6504, Silentone DIY Muffler... 5502

(20107E) 83-84 4 Cyl. S10/S15; 122.9" W.B. (Extended Cab), 1.9L, 2.0L Engine; 2 W.D.



DIRECT FIT MSL/MAXIMUM Muffler... 6590, UNIVERSAL FIT MSL/MAXIMUM Muffler... 6504, Silentone DIY Muffler... 5502

(20109E) 83-84 4 Cyl. S10/S15; 108.3" W.B., 1.9L, 2.0L Engine; 2 W.D.



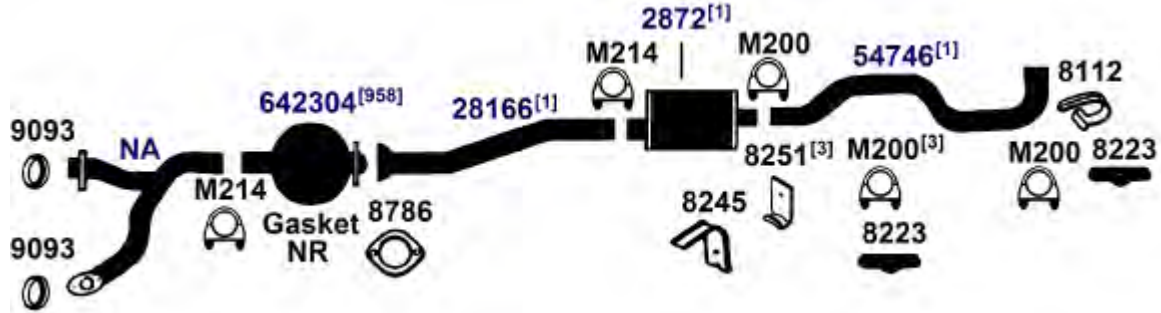
DIRECT FIT MSL/MAXIMUM Muffler... 6590, UNIVERSAL FIT MSL/MAXIMUM Muffler... 6504, Silentone DIY Muffler... 5502

NA-Not Available. NR-Not Required. FL-Remove and Re-Use Old Flange. ● Golden Warehouse. O.E.-Original Equipment.
Airtube Kit [4948] may be required to complete installation. EFI-Electronic Fuel Injection.

- [1] OE system was a welded assembly. It is recommended that all parts noted [1] should be replaced. [958] Federal & California Emission vehicles. Not legal for sale for vehicles licensed in California.
- [3] Required for installation.

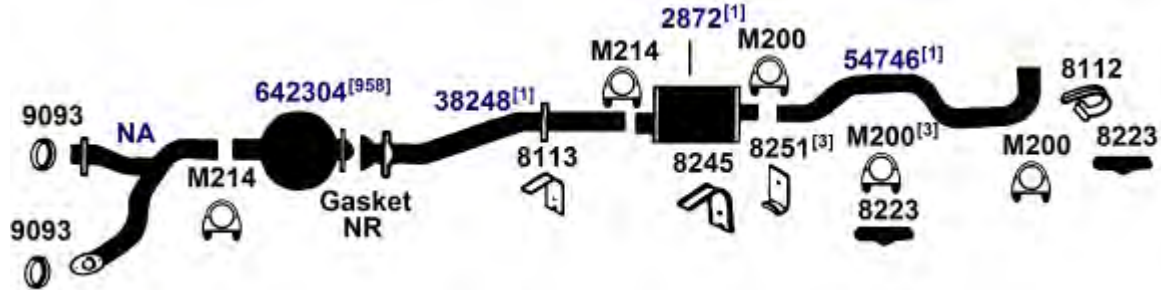
CHEVROLET S10 / GMC S15, SONOMA PICKUP (2WD)

83-84 6 Cyl. S10/S15; 108.3" W.B.; 173 (2.8L) Engine; 2 W.D. **(20104E)**



DIRECT FIT MSL/MAXIMUM Muffler... 6590, UNIVERSAL FIT MSL/MAXIMUM Muffler... 6504, Silentone DIY Muffler... 5502

83-84 6 Cyl. S10/S15; 117.9" W.B.; 173 (2.8L) Engine; 2 W.D. **(20103E)**



DIRECT FIT MSL/MAXIMUM Muffler... 6590, UNIVERSAL FIT MSL/MAXIMUM Muffler... 6504, Silentone DIY Muffler... 5502

83-84 6 Cyl. S10/S15; 122.9" W.B. (Extended Cab); 173 (2.8L) Engine; 2 W.D. **(20102E)**



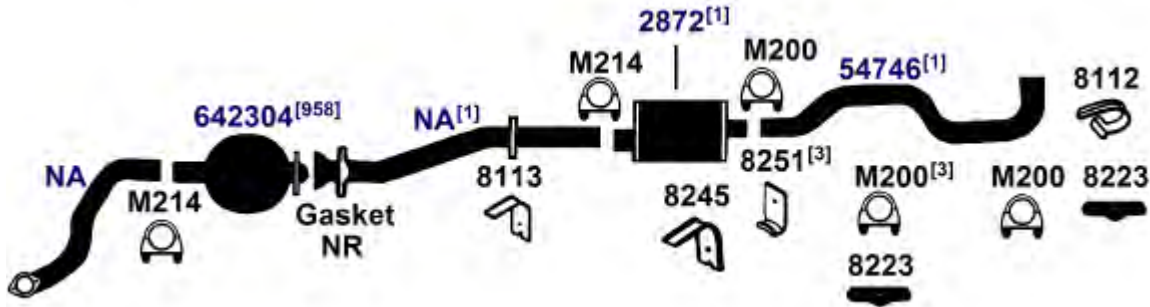
DIRECT FIT MSL/MAXIMUM Muffler... 6590, UNIVERSAL FIT MSL/MAXIMUM Muffler... 6504, Silentone DIY Muffler... 5502

NA-Not Available. NR-Not Required. FL-Remove and Re-Use Old Flange. ● Golden Warehouse. O.E.-Original Equipment.
Airtube Kit [4948] may be required to complete installation. EFI-Electronic Fuel Injection.

- [1] OE system was a welded assembly. It is recommended that all parts noted [1] should be replaced. [958] Federal & California Emission vehicles. Not legal for sale for vehicles licensed in California.
- [3] Required for installation.

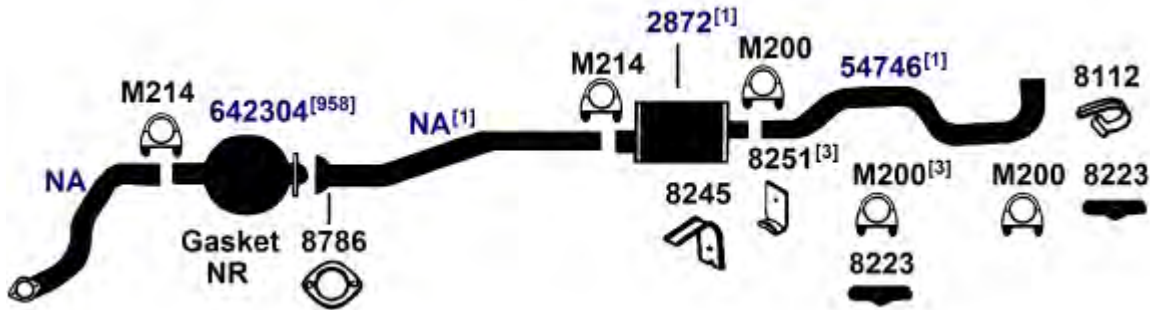
CHEVROLET S10 / GMC S15, SONOMA PICKUP (2WD)

(20105) 1982 4 Cyl. S10/S15; 117.9" W.B., 119 Engine (1.9L), 2 W.D.



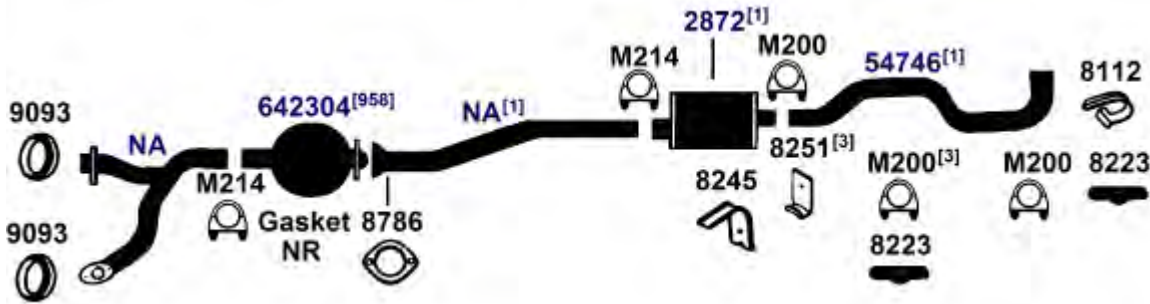
DIRECT FIT MSL/MAXIMUM Muffler... 6590, UNIVERSAL FIT MSL/MAXIMUM Muffler... 6504, Silentone DIY Muffler... 5502

(20106) 1982 4 Cyl. S10/S15, 108.3" W.B., 119 Engine (1.9L), 2 W.D.



DIRECT FIT MSL/MAXIMUM Muffler... 6590, UNIVERSAL FIT MSL/MAXIMUM Muffler... 6504, Silentone DIY Muffler... 5502

(20101) 1982 6 Cyl. S10/S15, 108.3" W.B., 173 Engine (2.8L), 2 W.D.



DIRECT FIT MSL/MAXIMUM Muffler... 6590, UNIVERSAL FIT MSL/MAXIMUM Muffler... 6504, Silentone DIY Muffler... 5502

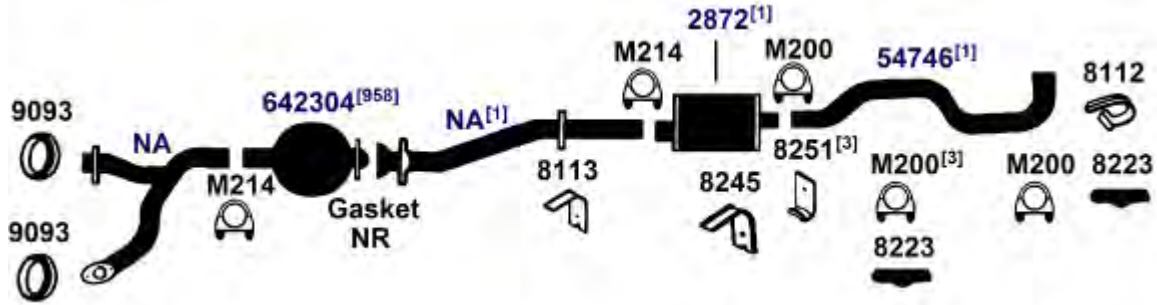
NA-Not Available. NR-Not Required. FL-Remove and Re-Use Old Flange. ● Golden Warehouse. O.E.-Original Equipment.
 # Airtube Kit [4948] may be required to complete installation. EFI-Electronic Fuel Injection.

- [1] OE system was a welded assembly. It is recommended that all parts noted [1] should be replaced.
- [958] Federal & California Emission vehicles. Not legal for sale for vehicles licensed in California.
- [3] Required for installation.

CHEVROLET S10 / GMC S15, SONOMA PICKUP (2WD)

1982 6 Cyl. S10/S15, 117.9" W.B., 173 Engine (2.8L), 2 W.D.

(20100)

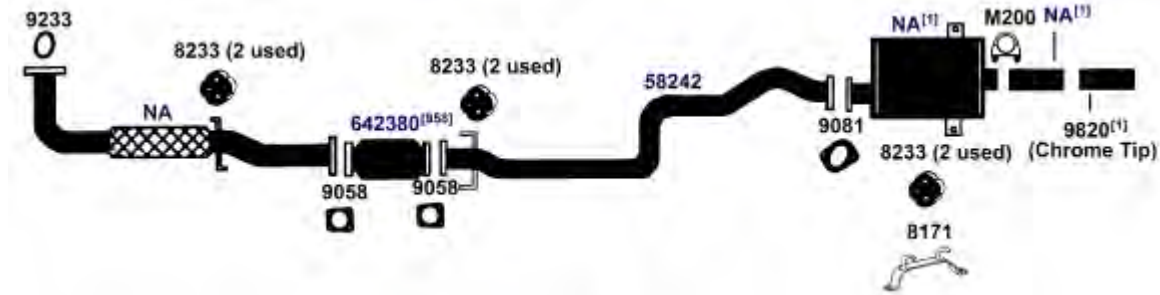


DIRECT FIT MSL/MAXIMUM Muffler... 6590, UNIVERSAL FIT MSL/MAXIMUM Muffler... 6504, Silentone DIY Muffler... 5502

CHEVROLET SPECTRUM (see GEO SPECTRUM for 1989 models)

87-88 4 Cyl. Spectrum, 1.5L Turbo Engine

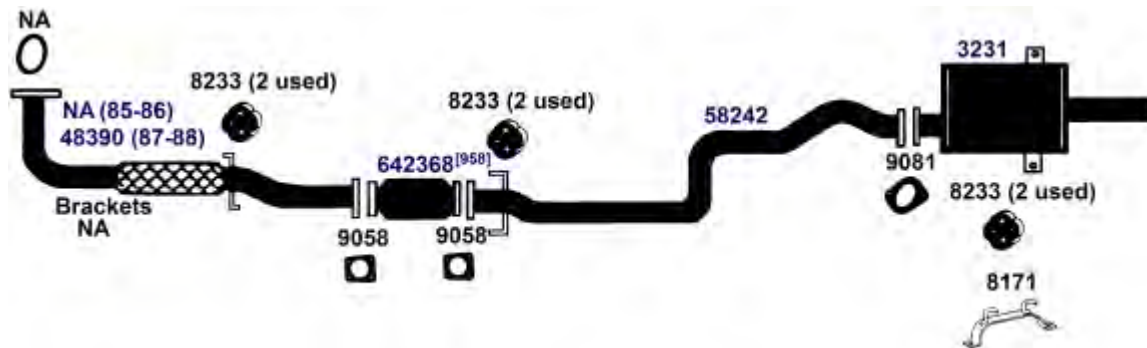
(2201)



UNIVERSAL FIT MSL/MAXIMUM Muffler... 6519, 709005

85-88 4 Cyl. Spectrum, 1.5L Engine, except Turbo

(2200)



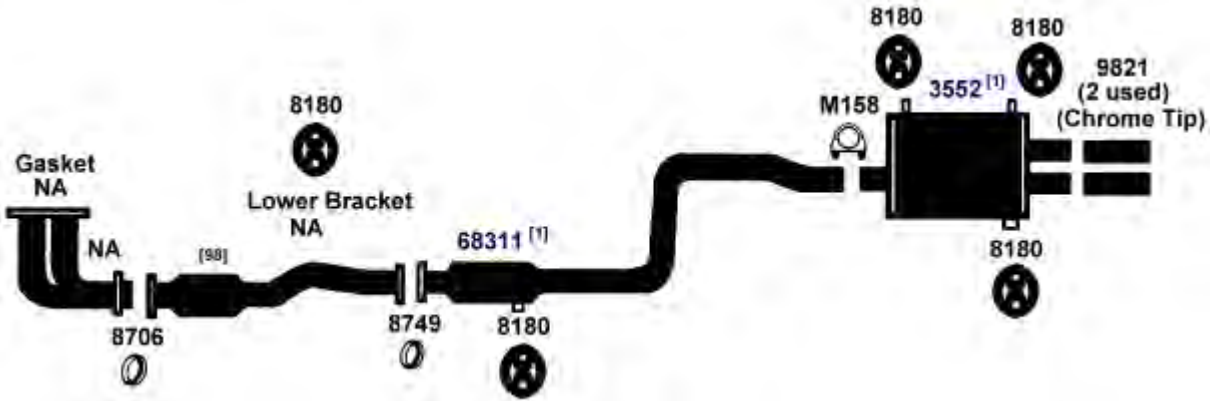
DIRECT FIT MSL/MAXIMUM Muffler... 6683, UNIVERSAL FIT MSL/MAXIMUM Muffler... 6653

NA-Not Available. NR-Not Required. FL-Remove and Re-Use Old Flange. ● Golden Warehouse. O.E.-Original Equipment.
Airtube Kit [4948] may be required to complete installation. EFI-Electronic Fuel Injection.

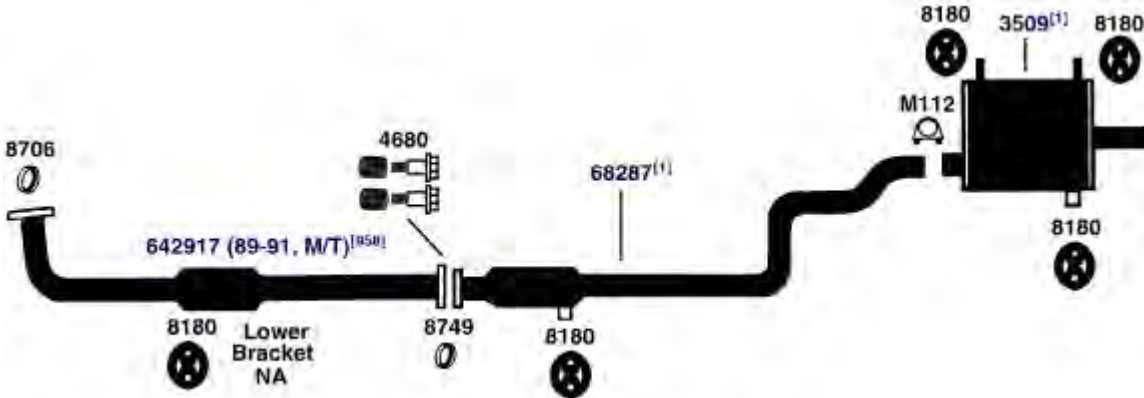
- [1] OE system was a welded assembly. It is recommended that all parts noted [1] should be replaced. [958] Federal & California Emission vehicles. Not legal for sale for vehicles licensed in California.
- [3] Required for installation.

CHEVROLET SPRINT

(100285) 89-94 3 Cyl. Sprint, 1.0L Turbo Engine (CANADA ONLY)

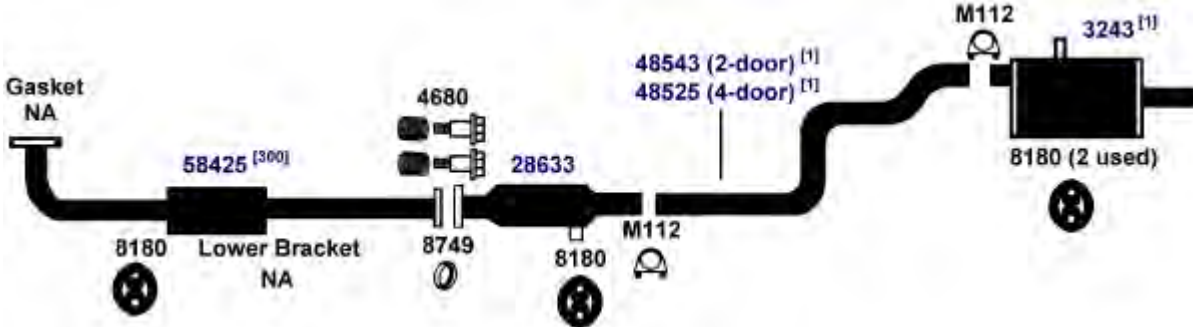


(100284) 89-91 3 Cyl. Sprint, 1.0L Engine, except Turbo (CANADA ONLY)



DIRECT FIT MSL/MAXIMUM Muffler... 700003, UNIVERSAL FIT MSL/MAXIMUM Muffler... 6653

(100286) 87-88 3 Cyl. Sprint, 1.0L Engine, except Turbo (CANADA ONLY)



DIRECT FIT MSL/MAXIMUM Muffler... 700095, UNIVERSAL FIT MSL/MAXIMUM Muffler... 6654

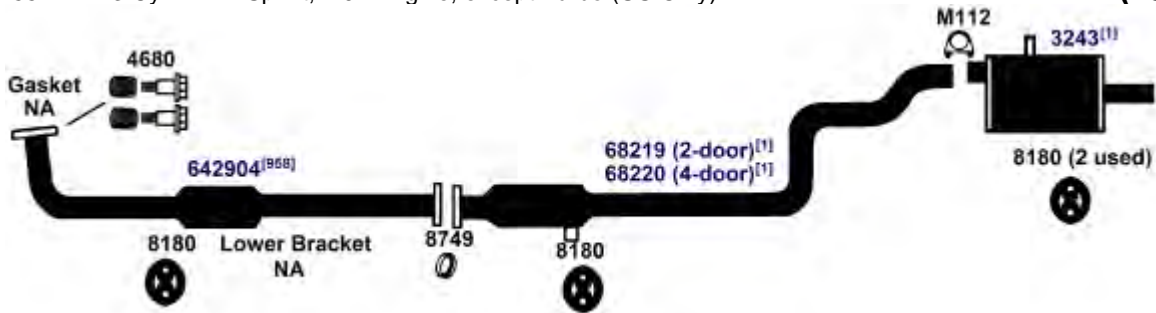
NA-Not Available. NR-Not Required. FL-Remove and Re-Use Old Flange. ● Golden Warehouse. O.E.-Original Equipment.
Airtube Kit [4948] may be required to complete installation. EFI-Electronic Fuel Injection.

[1] OE system was a welded assembly. It is recommended that all parts noted [1] should be replaced.
[98] Refer to current Catalytic Converter catalog or Website catalog for availability.

[300] For use when resonator originated from O.E. manufacturer.
[958] Federal & California Emission vehicles. Not legal for sale for vehicles licensed in California.

87-88 3 Cyl. Sprint, 1.0L Engine, except Turbo (US Only)

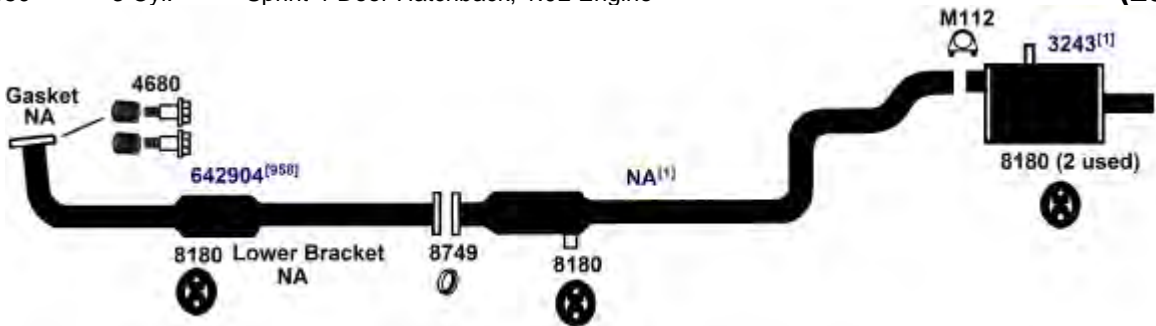
(2302)



DIRECT FIT MSL/MAXIMUM Muffler... 700095, UNIVERSAL FIT MSL/MAXIMUM Muffler... 6654

1986 3 Cyl. Sprint 4-Door Hatchback, 1.0L Engine

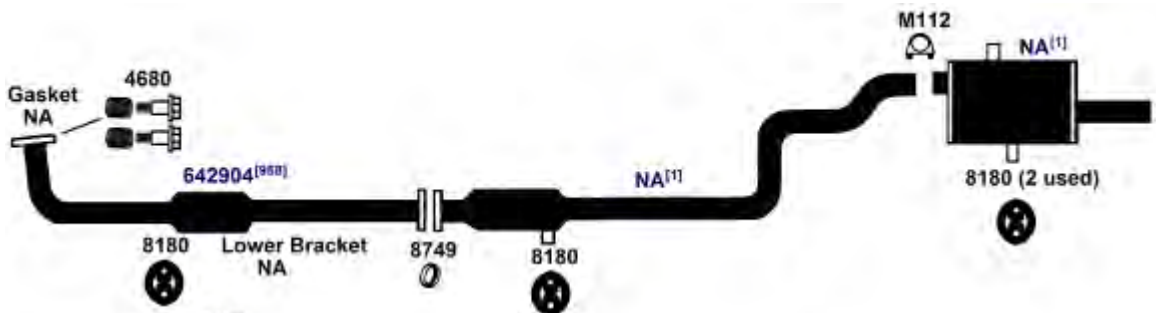
(2301)



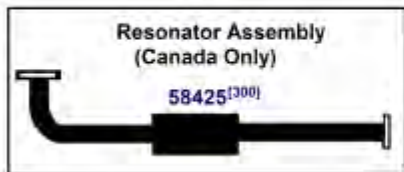
DIRECT FIT MSL/MAXIMUM Muffler... 700095, UNIVERSAL FIT MSL/MAXIMUM Muffler... 6654

85-86 3 Cyl. Sprint 2-Door Hatchback, 1.0L Engine

(2300)



OR



UNIVERSAL FIT MSL/MAXIMUM Muffler... 6654

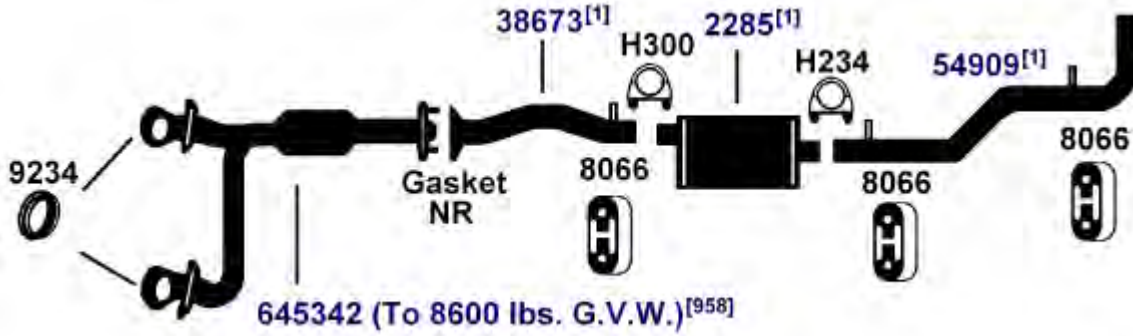
NA-Not Available. NR-Not Required. FL-Remove and Re-Use Old Flange. ● Golden Warehouse. O.E.-Original Equipment.
Airtube Kit [4948] may be required to complete installation. EFI-Electronic Fuel Injection.

[1] OE system was a welded assembly. It is recommended that all parts noted [1] should be replaced. [958] Federal & California Emission vehicles. Not legal for sale for vehicles licensed in California.

[300] For use when resonator originated from O.E. manufacturer.

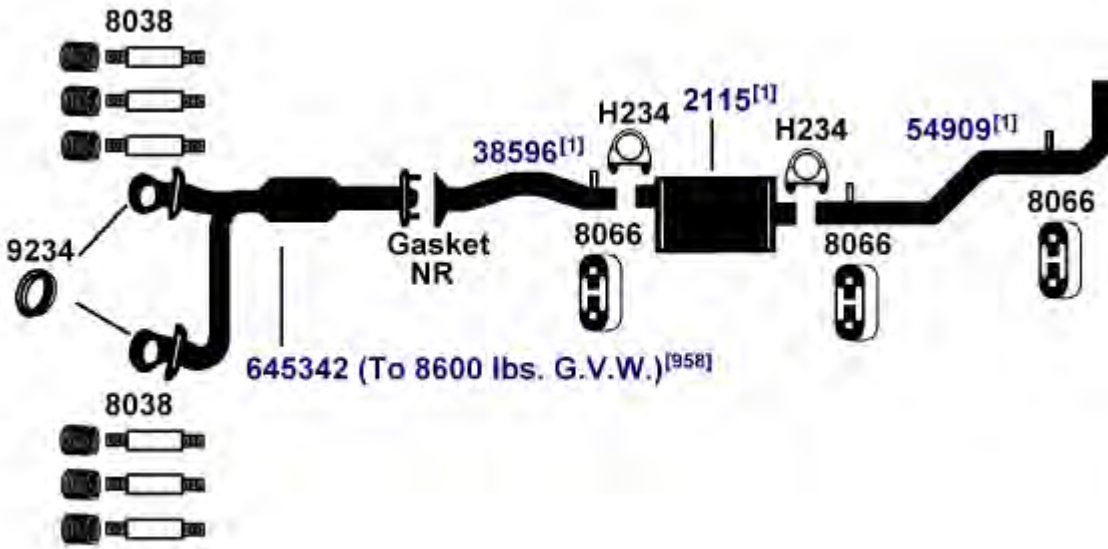
CHEVROLET / GMC SUBURBAN / GMC YUKON XL 1500 SERIES 2WD

(100061) 1994 8 Cyl. SUBURBAN C1500; 350K Engine (5.7L); 2 W.D.; 1/2 Ton with 3" Muffler Inlet



DIRECT FIT MSL/MAXIMUM Muffler... 700201, UNIVERSAL FIT MSL/MAXIMUM Muffler... 700154

(21973) 1994 8 Cyl. SUBURBAN C1500; 350K Engine (5.7L); 2W.D.; 1/2 Ton; with 2 3/4" Muffler Inlet



DIRECT FIT MSL/MAXIMUM Muffler... 700154

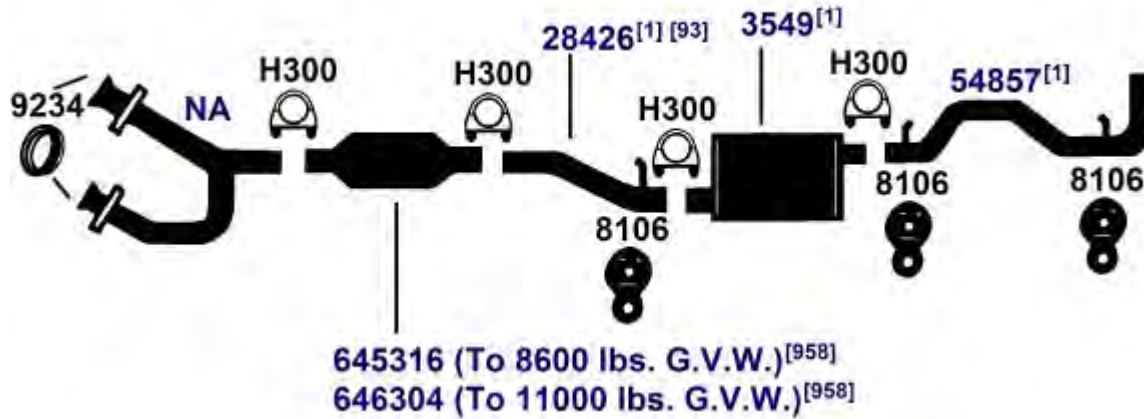
NA-Not Available. NR-Not Required. FL-Remove and Re-Use Old Flange. • Golden Warehouse. O.E.-Original Equipment.
 # Airtube Kit [4948] may be required to complete installation. EFI-Electronic Fuel Injection.

[1] OE system was a welded assembly. It is recommended that all parts noted [1] should be replaced. [958] Federal & California Emission vehicles. Not legal for sale for vehicles licensed in California.

CHEVROLET / GMC SUBURBAN / GMC YUKON XL 1500 SERIES 2WD

92-93 8 Cyl. SUBURBAN C1500; 350K Engine (5.7L) 2 W.D.; 1/2 Ton

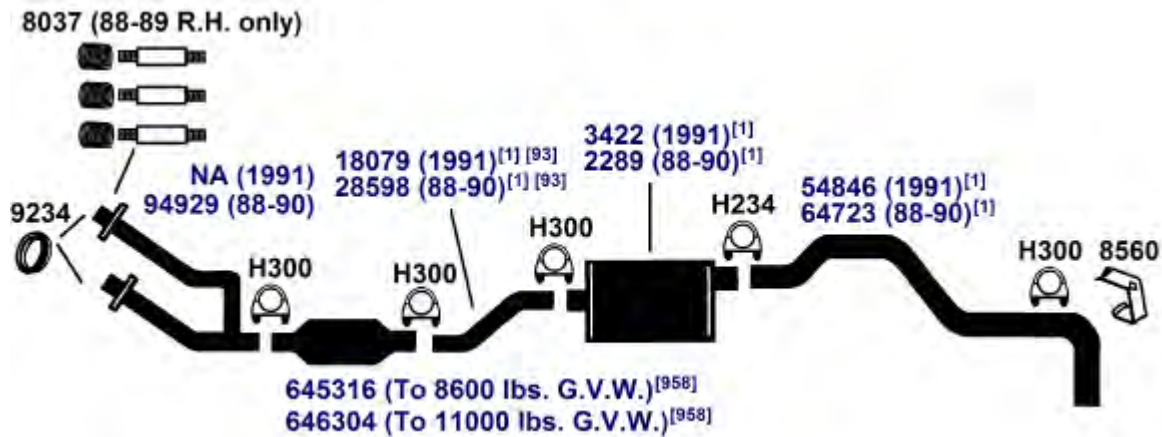
(21968)



DIRECT FIT MSL/MAXIMUM Muffler... 700149

89-91 8 Cyl. SUBURBAN R10/R1500; 350K Engine (5.7L); 2 W.D.; 1/2 Ton with 3" Muffler Inlet
 1988 8 Cyl. SUBURBAN R10/R1500; 350K Engine (5.7L); 2 W.D.; 1/2 Ton; Single Outlet with 3" Muffler Inlet

(100066)



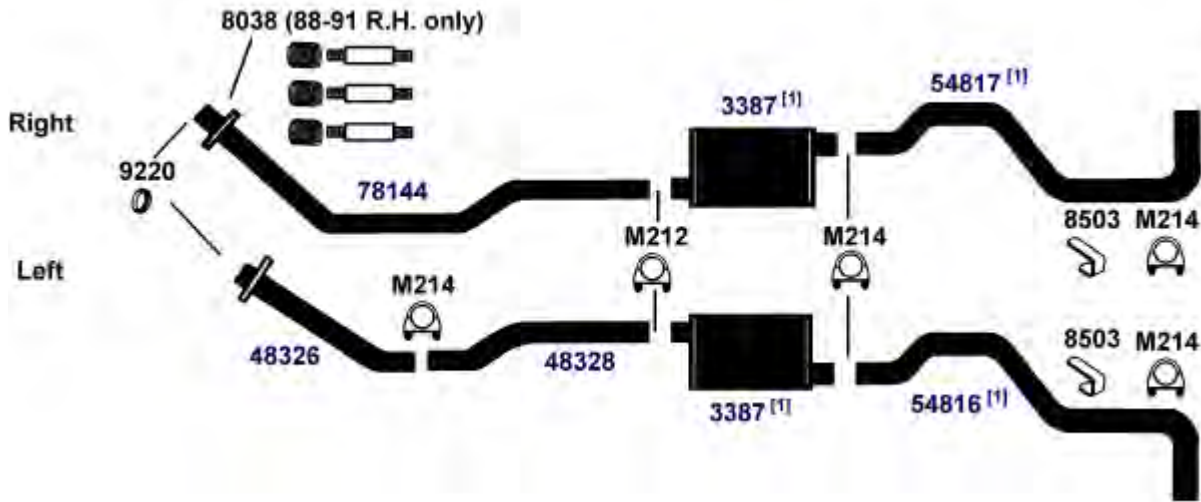
DIRECT FIT MSL/MAXIMUM Muffler... Muffler (2289)- 700205

NA-Not Available. NR-Not Required. FL-Remove and Re-Use Old Flange. ● Golden Warehouse. O.E.-Original Equipment.
 # Airtube Kit [4948] may be required to complete installation. EFI-Electronic Fuel Injection.

[1] OE system was a welded assembly. It is recommended that all parts noted [1] should be replaced. [958] Federal & California Emission vehicles. Not legal for sale for vehicles licensed in California.
 [93] Locating clip must be knocked off OEM converter for proper installation.

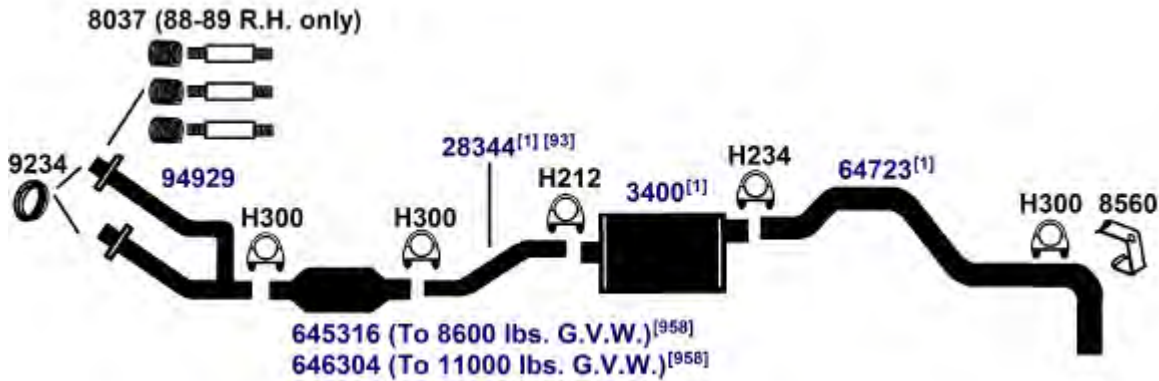
CHEVROLET / GMC SUBURBAN / GMC YUKON XL 1500 SERIES 2WD

(21966) 87-91 8 Cyl. SUBURBAN R10/R1500; 379 Diesel Engine (6.2L); 2 W.D.; 1/2 Ton
 85-86 8 Cyl. SUBURBAN C10/C1500; 379 Diesel Engine (6.2L); 2 W.D.; 1/2 Ton



DIRECT FIT MSL/MAXIMUM Muffler... Left Muffler- 700361, Right Muffler- 700361, UNIVERSAL FIT MSL/MAXIMUM Muffler... Left Muffler- 6505, Right Muffler- 6505

(21967) 89-90 8 Cyl. SUBURBAN R10/1500; 350K Engine (5.7L); 2 W.D.; 1/2 Ton; with 2 1/2" Muffler Inlet
 1988 8 Cyl. SUBURBAN R10/1500; 350K Engine (5.7L); 2 W.D.; 1/2 Ton Single Outlet; with 2 1/2" Muffler Inlet



DIRECT FIT MSL/MAXIMUM Muffler... 700121, UNIVERSAL FIT MSL/MAXIMUM Muffler... 709998, Silentone DIY Muffler... 5564

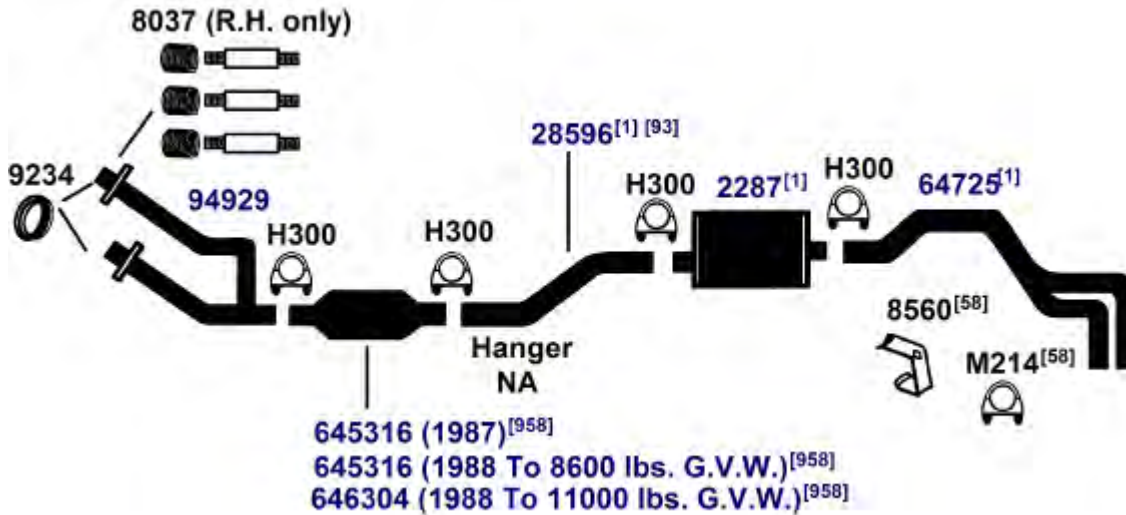
NA-Not Available. NR-Not Required. FL-Remove and Re-Use Old Flange. ● Golden Warehouse. O.E.-Original Equipment.
 # Airtube Kit [4948] may be required to complete installation. EFI-Electronic Fuel Injection.

[1] OE system was a welded assembly. It is recommended that all parts noted [1] should be replaced. [958] Federal & California Emission vehicles. Not legal for sale for vehicles licensed in California.

[93] Locating clip must be knocked off OEM converter for proper installation.

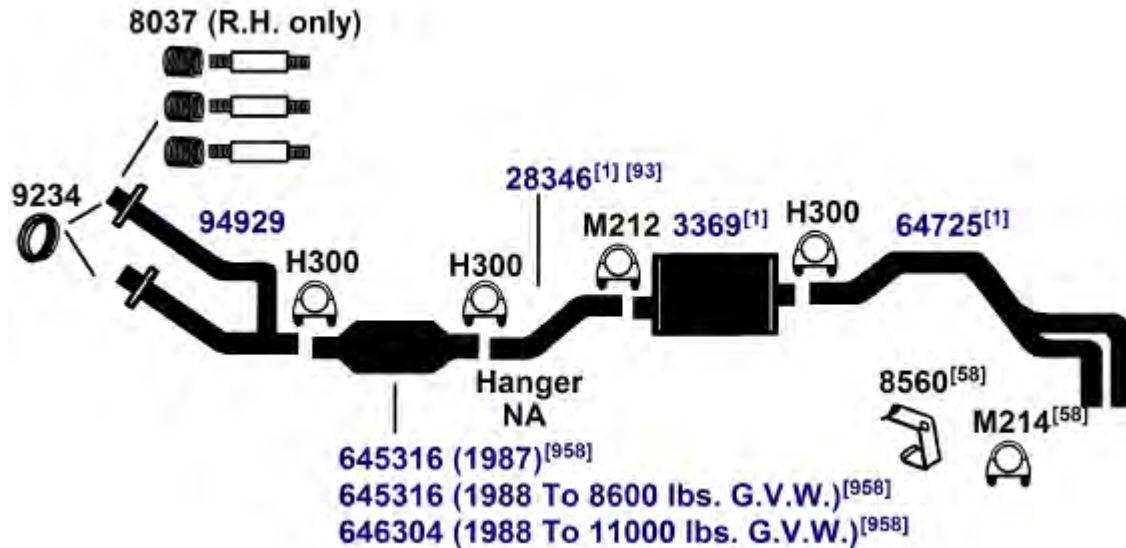
CHEVROLET / GMC SUBURBAN / GMC YUKON XL 1500 SERIES 2WD

87-88 8 Cyl. SUBURBAN R10/R1500; 350K Engine (5.7L); 2 W.D.; 1/2 Ton; Dual Outlet with **(100068)**
3" Muffler Inlet



DIRECT FIT MSL/MAXIMUM Muffler... 700203, UNIVERSAL FIT MSL/MAXIMUM Muffler... 6577, Silentone DIY Muffler... 5568 and 8975 Connector

87-88 8 Cyl. SUBURBAN R10/R1500; 350K Engine (5.7L); 2 W.D.; 1/2 Ton; Dual Outlet; with **(21965)**
2 1/2" Muffler Inlet



UNIVERSAL FIT MSL/MAXIMUM Muffler... 6577, 6595, 709998

NA-Not Available. NR-Not Required. FL-Remove and Re-Use Old Flange. ● Golden Warehouse. O.E.-Original Equipment.
Airtube Kit [4948] may be required to complete installation. EFI-Electronic Fuel Injection.

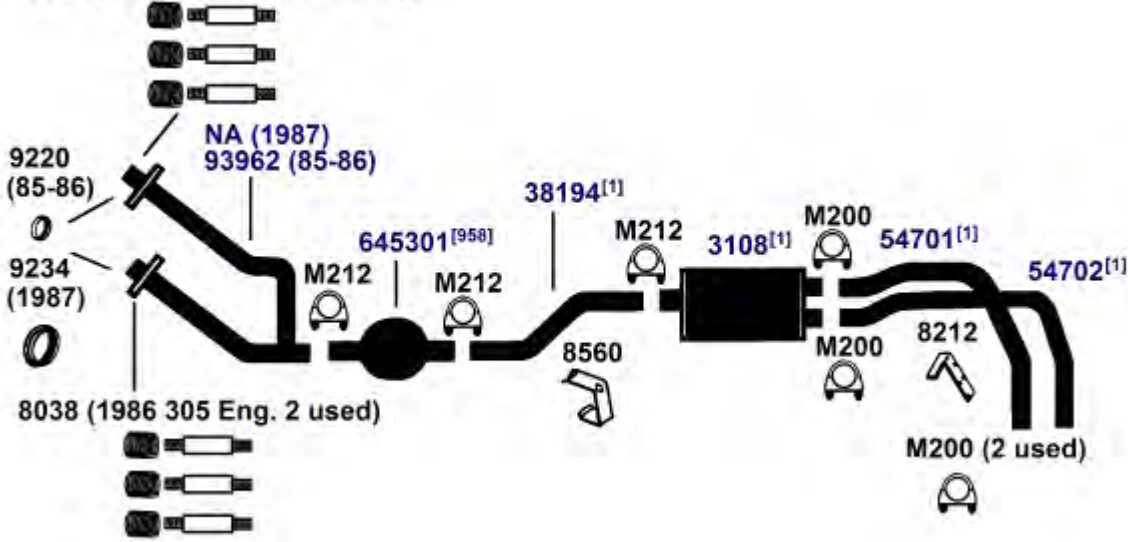
[1] OE system was a welded assembly. It is recommended that all parts noted [1] should be replaced.
[58] Required for installation on models that had bracket welded to O.E. tail pipe.

[93] Locating clip must be knocked off OEM converter for proper installation.
[958] Federal & California Emission vehicles. Not legal for sale for vehicles licensed in California.

CHEVROLET / GMC SUBURBAN / GMC YUKON XL 1500 SERIES 2WD

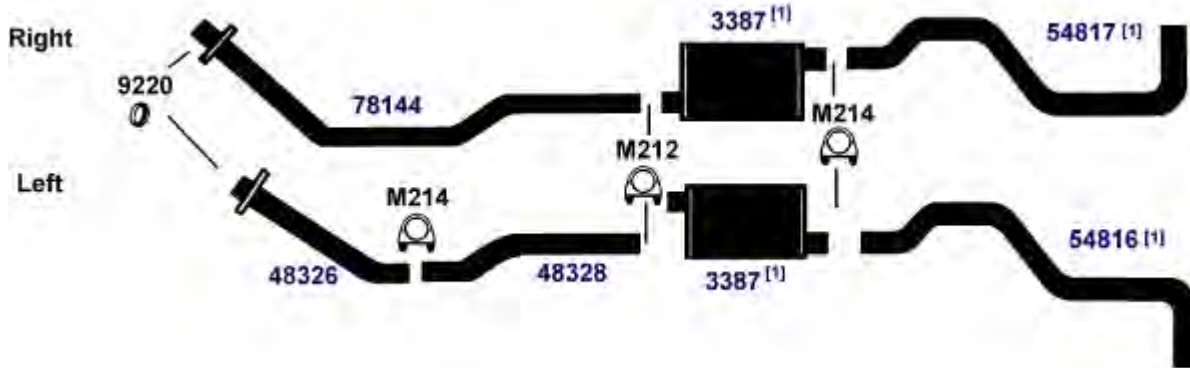
(21950) 1987 8 Cyl. SUBURBAN R10/R1500; 305H Engine (5.0L); with Converter; 2 W.D.; 1/2 Ton
 85-86 8 Cyl. SUBURBAN C10/C1500; 305H, 350L Engine (5.0L, 5.7L); with Converter; 2 W.D.; 1/2 Ton

8037 (1986 350 Eng. R.H. only)



DIRECT FIT MSL/MAXIMUM Muffler... 6557, Silentone DIY Muffler... 5542 and two 8907 Adapters and two M200 Clamps

(21966E) 1984 8 Cyl. C10/C1500; Suburban; 379 Diesel Engine (6.2L); 2 W.D.; 1/2 Ton



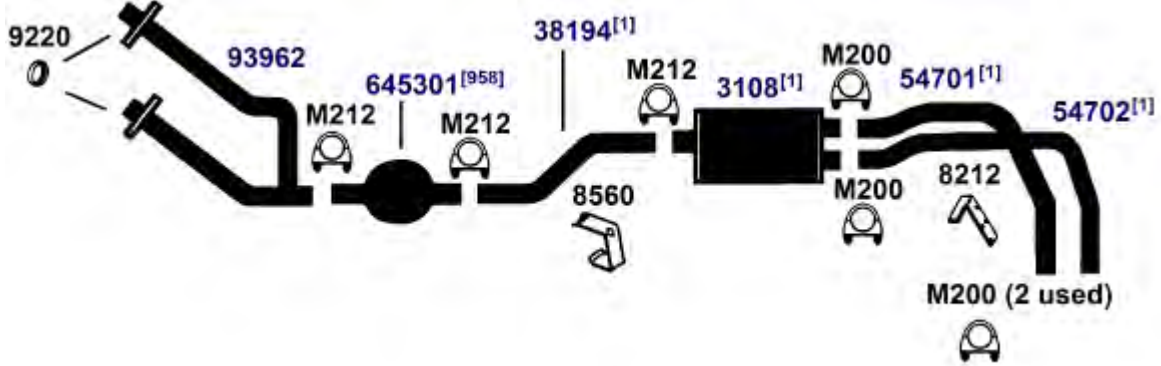
DIRECT FIT MSL/MAXIMUM Muffler... Mufflers-, Left 700361, Mufflers-, Right 700361, UNIVERSAL FIT MSL/MAXIMUM Muffler... Mufflers-, Left 6505, Mufflers-, Right 6505

NA-Not Available. NR-Not Required. FL-Remove and Re-Use Old Flange. ● Golden Warehouse. O.E.-Original Equipment.
 # Airtube Kit [4948] may be required to complete installation. EFI-Electronic Fuel Injection.

[1] OE system was a welded assembly. It is recommended that all parts noted [1] should be replaced. [958] Federal & California Emission vehicles. Not legal for sale for vehicles licensed in California.

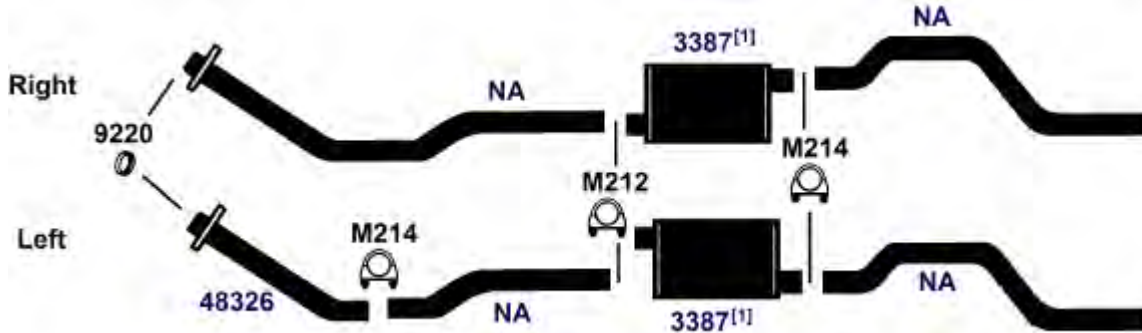
CHEVROLET / GMC SUBURBAN / GMC YUKON XL 1500 SERIES 2WD

83-84 8 Cyl. C10/C1500; Suburban; 305H, 350L Engine (5.0L, 5.7L); with Converter; 2 W.D.; **(21950E)**
1/2 Ton



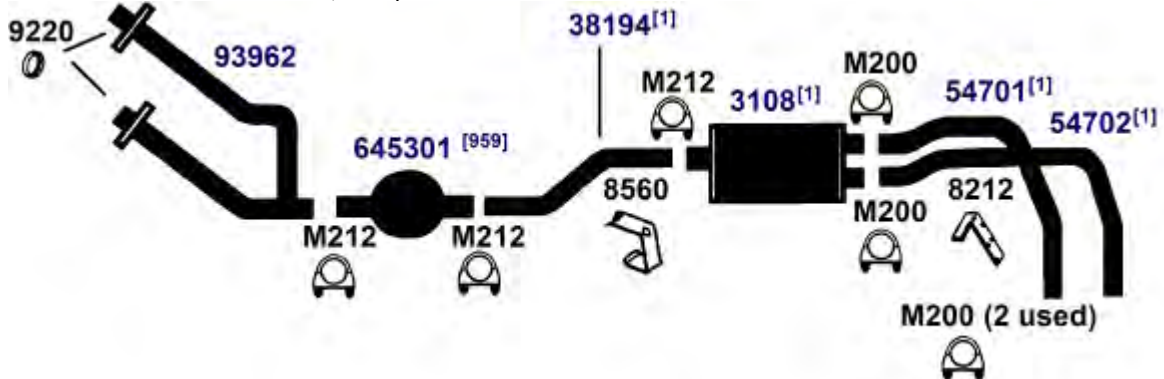
DIRECT FIT MSL/MAXIMUM Muffler... 6557, Silentone DIY Muffler... 5542 and two 8907 Adapters and two M200 Clamps

82-83 8 Cyl. C10/C1500, Suburban, 379 Diesel Engine (6.2L), 2 W.D., 1/2 Ton **(21961)**



DIRECT FIT MSL/MAXIMUM Muffler... Left- 700361, Right- 700361, UNIVERSAL FIT MSL/MAXIMUM Muffler... Left- 6505, Right- 6505

81-82 8 Cyl. C10/C1500, Suburban, 305H, 350L Engine (5.0L, 5.7L), with Converter, 2 W.D., **(21946)**
1/2 Ton, except California Models



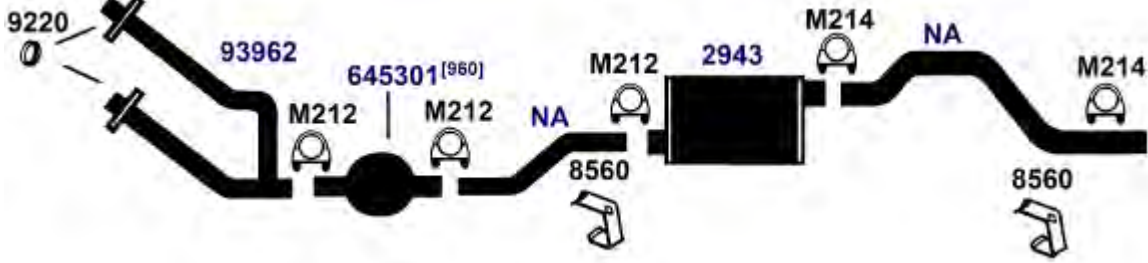
DIRECT FIT MSL/MAXIMUM Muffler... 6557, Silentone DIY Muffler... 5542 and two 8907 Adapters and two M200 Clamps

NA-Not Available. NR-Not Required. FL-Remove and Re-Use Old Flange. ● Golden Warehouse. O.E.-Original Equipment.
Airtube Kit [4948] may be required to complete installation. EFI-Electronic Fuel Injection.

[1] OE system was a welded assembly. It is recommended that all parts noted [1] should be replaced. [959] Federal Emission vehicles. Not legal for sale for vehicles licensed in California.
[958] Federal & California Emission vehicles. Not legal for sale for vehicles licensed in California.

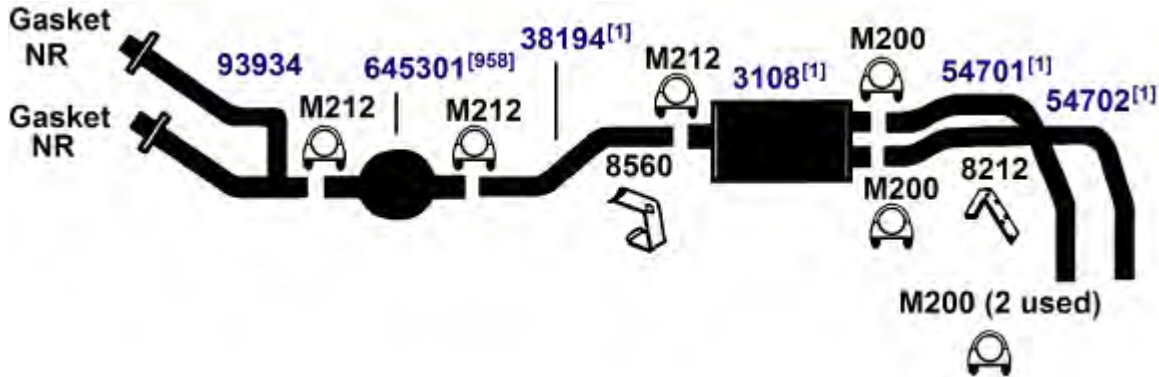
CHEVROLET / GMC SUBURBAN / GMC YUKON XL 1500 SERIES 2WD

(21945) 81-82 8 Cyl. C10/C1500, Suburban, 350L Engine, California Models



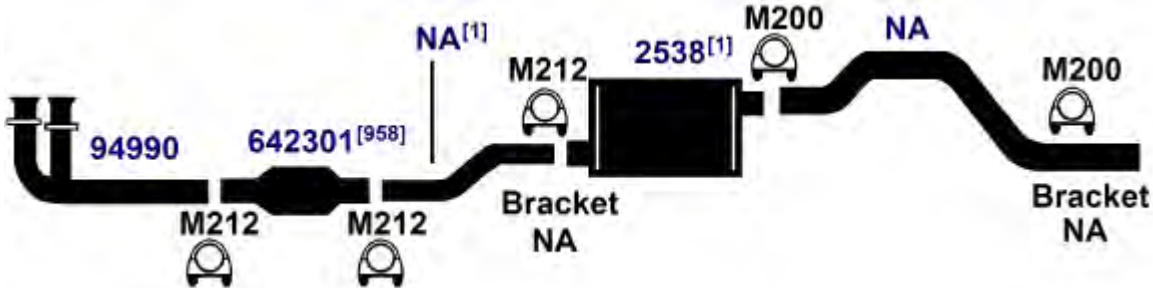
DIRECT FIT MSL/MAXIMUM Muffler... 700051, UNIVERSAL FIT MSL/MAXIMUM Muffler... 6505, Silentone DIY Muffler... 5508

(21940) 1980 8 Cyl. C10/C1500, Suburban, 350 Light Duty Engine (LS9), with Converter, 2 W.D., 1/2 Ton



DIRECT FIT MSL/MAXIMUM Muffler... 6557, Silentone DIY Muffler... 5542 and two 8907 Adapters and two M200 Clamps

(20615) 1979 6 Cyl. C10/C1500, 250 Engine; Suburban



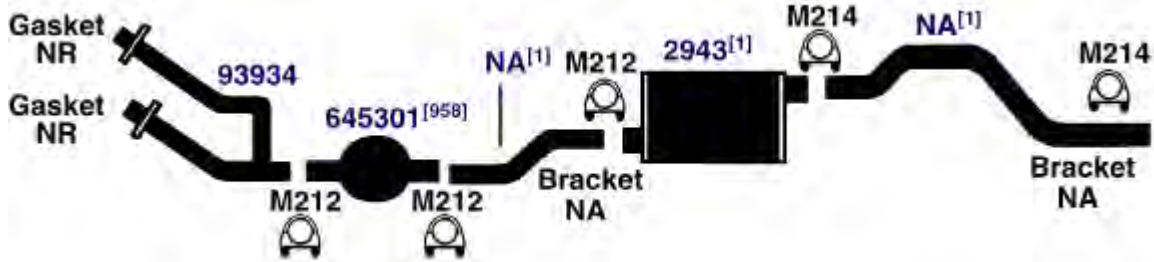
DIRECT FIT MSL/MAXIMUM Muffler... 6505, Silentone DIY Muffler... 5512

NA-Not Available. NR-Not Required. FL-Remove and Re-Use Old Flange. ● Golden Warehouse. O.E.-Original Equipment.
Airtube Kit [4948] may be required to complete installation. EFI-Electronic Fuel Injection.

[1] OE system was a welded assembly. It is recommended that all parts noted [1] should be replaced. [958] Federal & California Emission vehicles. Not legal for sale for vehicles licensed in California.

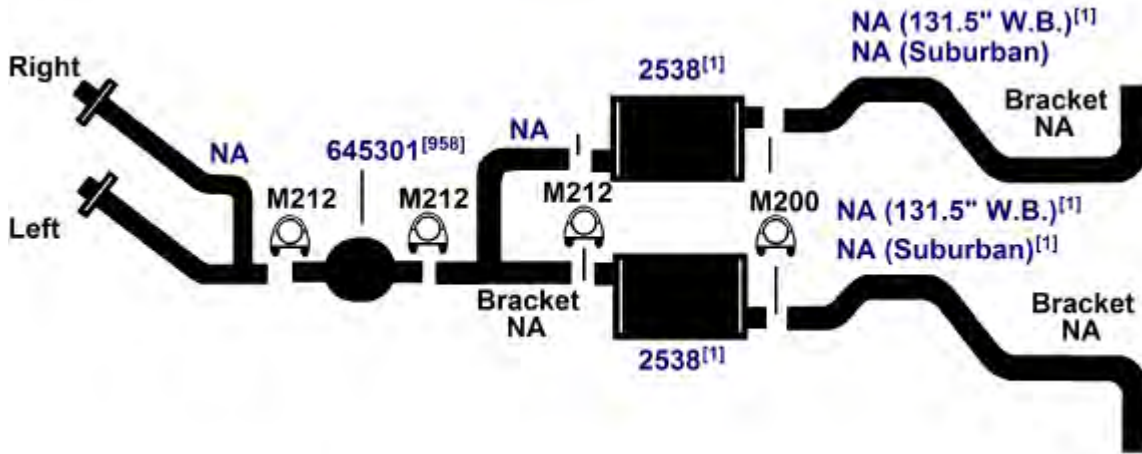
CHEVROLET / GMC SUBURBAN / GMC YUKON XL 1500 SERIES 2WD

1979 8 Cyl. C10/C1500, Suburban, 305, 350 Engine, with Converter, 2 W.D., 1/2 Ton **(21938)**



DIRECT FIT MSL/MAXIMUM Muffler... 700051, UNIVERSAL FIT MSL/MAXIMUM Muffler... 6505, Silentone DIY Muffler... 5508

1979 8 Cyl. C10/C1500, Suburban; 131.5" W.B.; 454 Engine, with Converter, 2 W.D., 1/2 Ton, Dual Exhaust **(21934)**



DIRECT FIT MSL/MAXIMUM Muffler... Left 6505, Right 6505, Silentone DIY Muffler... Left 5512, Right 5512

CHEVROLET / GMC SUBURBAN / GMC YUKON XL 1500 SERIES 4WD

1994 8 Cyl. SUBURBAN K1500; 350K Engine (5.7L); 4 W.D.; 1/2 Ton with 3" Muffler inlet **(22047)**



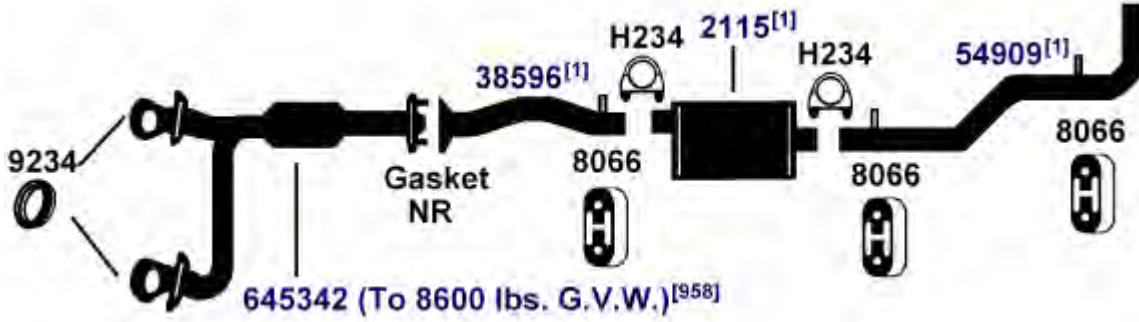
DIRECT FIT MSL/MAXIMUM Muffler... 700201, UNIVERSAL FIT MSL/MAXIMUM Muffler... 700154

NA-Not Available. NR-Not Required. FL-Remove and Re-Use Old Flange. ● Golden Warehouse. O.E.-Original Equipment.
Airtube Kit [4948] may be required to complete installation. EFI-Electronic Fuel Injection.

[1] OE system was a welded assembly. It is recommended that all parts noted [1] should be replaced. [958] Federal & California Emission vehicles. Not legal for sale for vehicles licensed in California.

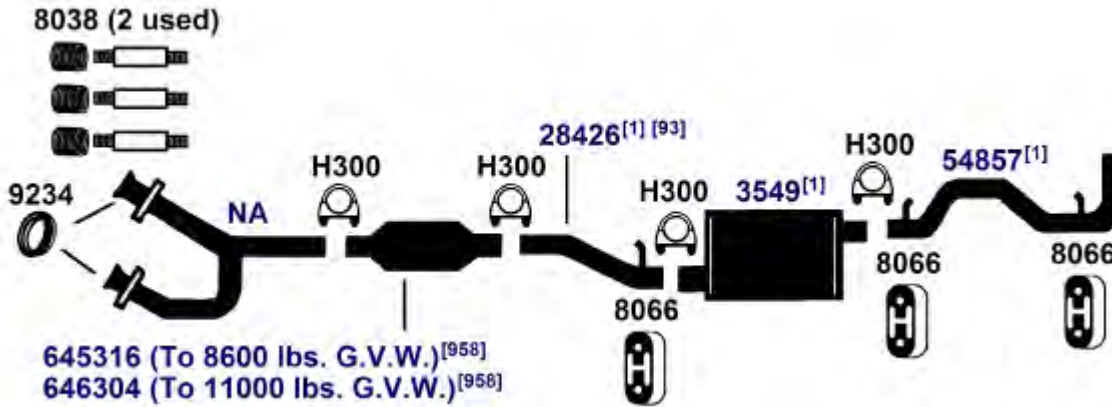
CHEVROLET / GMC SUBURBAN / GMC YUKON XL 1500 SERIES 4WD

(22042) 1994 8 Cyl. SUBURBAN K1500; 350K Engine (5.7L); 4 W.D.; 1/2 Ton; with 2 3/4" Muffler Inlet



DIRECT FIT MSL/MAXIMUM Muffler... 700154

(22036) 92-93 8 Cyl. SUBURBAN K1500; 350K Engine (5.7L); 4 W.D.; 1/2 Ton



DIRECT FIT MSL/MAXIMUM Muffler... 700149

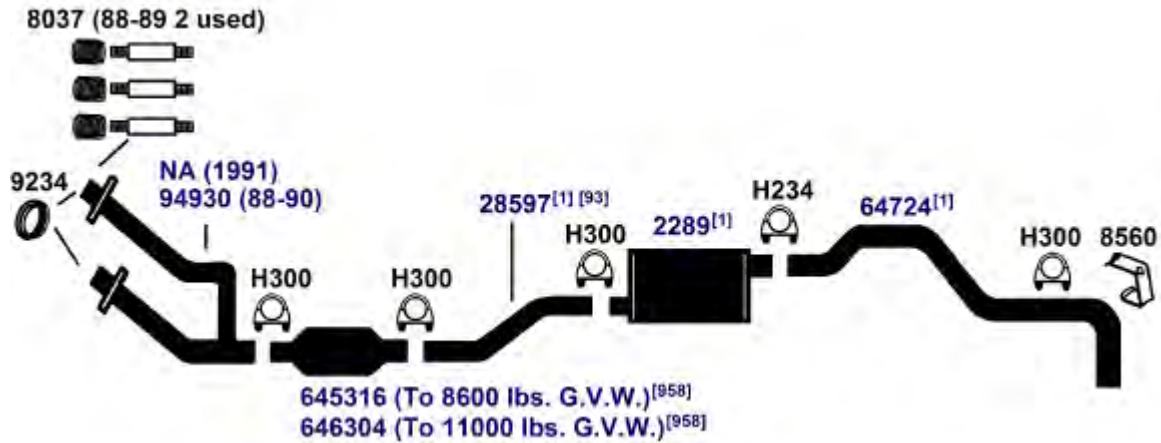
NA-Not Available. NR-Not Required. FL-Remove and Re-Use Old Flange. ● Golden Warehouse. O.E.-Original Equipment.
 # Airtube Kit [4948] may be required to complete installation. EFI-Electronic Fuel Injection.

[1] OE system was a welded assembly. It is recommended that all parts noted [1] should be replaced. [958] Federal & California Emission vehicles. Not legal for sale for vehicles licensed in California.

[93] Locating clip must be knocked off OEM converter for proper installation.

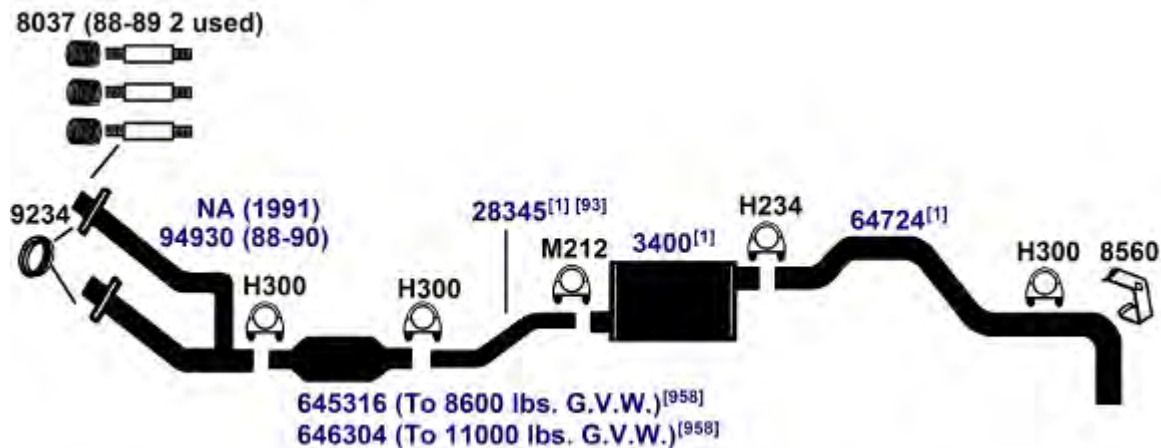
CHEVROLET / GMC SUBURBAN / GMC YUKON XL 1500 SERIES 4WD

89-91	8 Cyl.	SUBURBAN V10/V1500; 350K Engine (5.7L); 4 W.D.; 1/2 Ton with 3" Muffler Inlet	(100073)
1988	8 Cyl.	SUBURBAN V10/V1500; 350K Engine (5.7L); 4 W.D.; 1/2 Ton; Single Outlet with 3" Muffler Inlet	



DIRECT FIT MSL/MAXIMUM Muffler... 700205

89-91	8 Cyl.	SUBURBAN V10/V1500; 350K Engine (5.7L); 4 W.D.; 1/2 Ton; with 2 1/2" Muffler Inlet	(22035)
1988	8 Cyl.	SUBURBAN V10/V1500; 350K Engine (5.7L); 4 W.D.; 1/2 Ton; Single Outlet; with 2 1/2" Muffler Inlet	



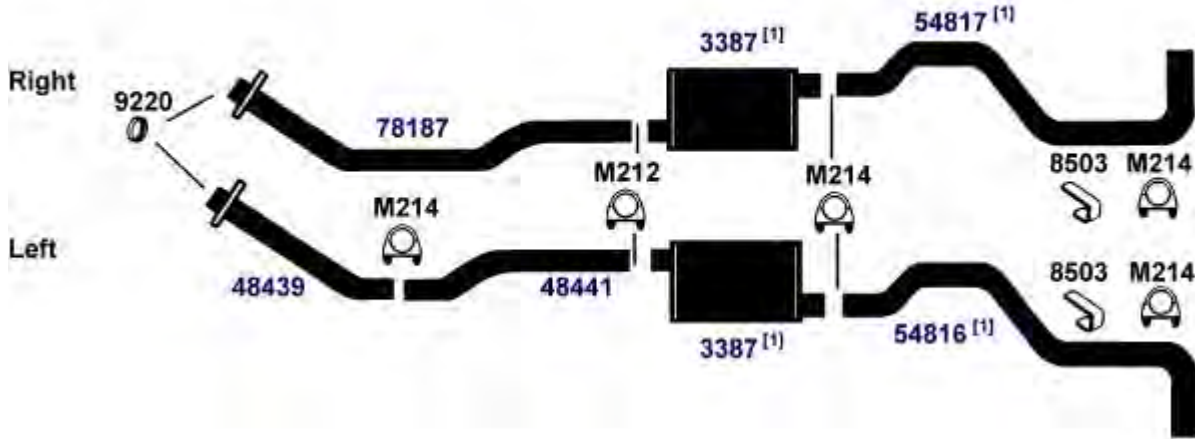
DIRECT FIT MSL/MAXIMUM Muffler... 700121, UNIVERSAL FIT MSL/MAXIMUM Muffler... 709998, Silentone DIY Muffler... 5564

NA-Not Available. NR-Not Required. FL-Remove and Re-Use Old Flange. ● Golden Warehouse. O.E.-Original Equipment.
Airtube Kit [4948] may be required to complete installation. EFI-Electronic Fuel Injection.

[1] OE system was a welded assembly. It is recommended that all parts noted [1] should be replaced. [958] Federal & California Emission vehicles. Not legal for sale for vehicles licensed in California.
[93] Locating clip must be knocked off OEM converter for proper installation.

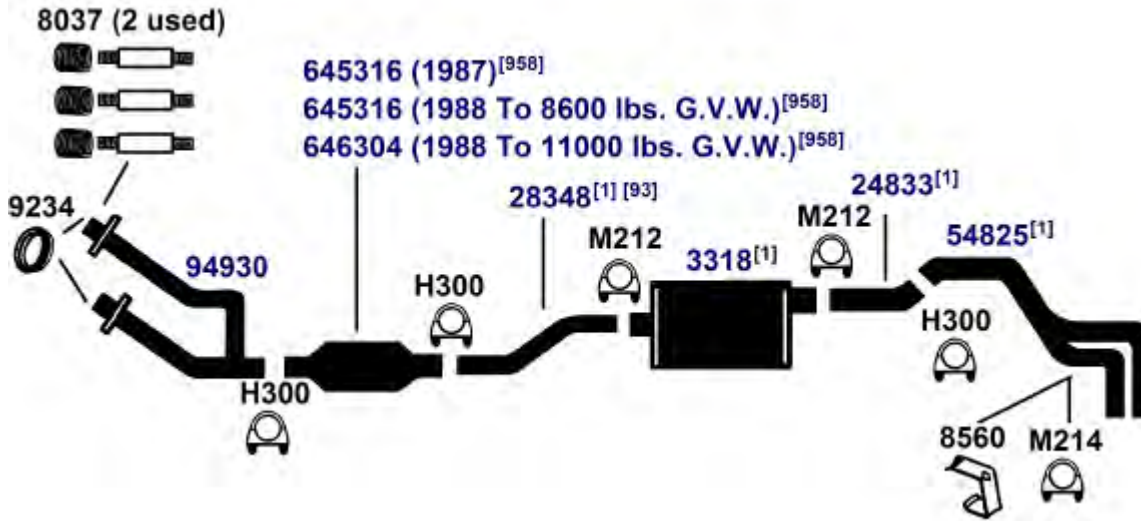
CHEVROLET / GMC SUBURBAN / GMC YUKON XL 1500 SERIES 4WD

(22034) 87-91 8 Cyl. SUBURBAN V10/V1500; 379 Diesel Engine (6.2L); 4 W.D.; 1/2 Ton
 85-86 8 Cyl. SUBURBAN K10/K1500; 379 Diesel Engine (6.2L); 4 W.D.; 1/2 Ton



DIRECT FIT MSL/MAXIMUM Muffler... Left Muffler- 700361, Right Muffler- 700361, UNIVERSAL FIT MSL/MAXIMUM Muffler... Left Muffler- 6505, Right Muffler- 6505

(22033) 87-88 8 Cyl. SUBURBAN V10/V1500; 350K Engine (5.7L); 4 W.D.; 1/2 Ton; Dual Exhaust; with 2 1/2" Muffler Inlet



DIRECT FIT MSL/MAXIMUM Muffler... 700109, UNIVERSAL FIT MSL/MAXIMUM Muffler... 6532, 6595, 709998, Silentone DIY Muffler... 5550

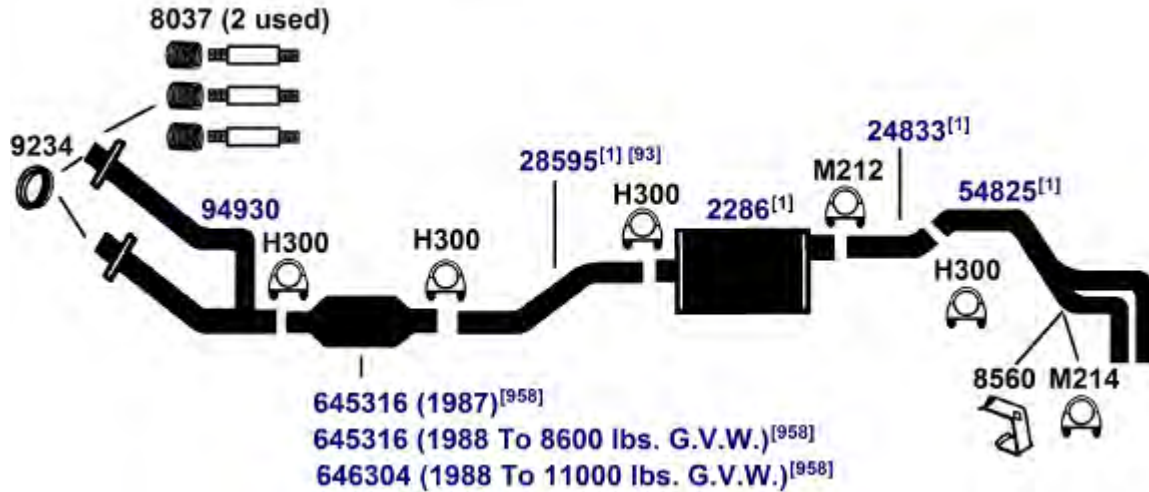
NA-Not Available. NR-Not Required. FL-Remove and Re-Use Old Flange. ● Golden Warehouse. O.E.-Original Equipment.
 # Airtube Kit [4948] may be required to complete installation. EFI-Electronic Fuel Injection.

[1] OE system was a welded assembly. It is recommended that all parts noted [1] should be replaced. [958] Federal & California Emission vehicles. Not legal for sale for vehicles licensed in California.

[93] Locating clip must be knocked off OEM converter for proper installation.

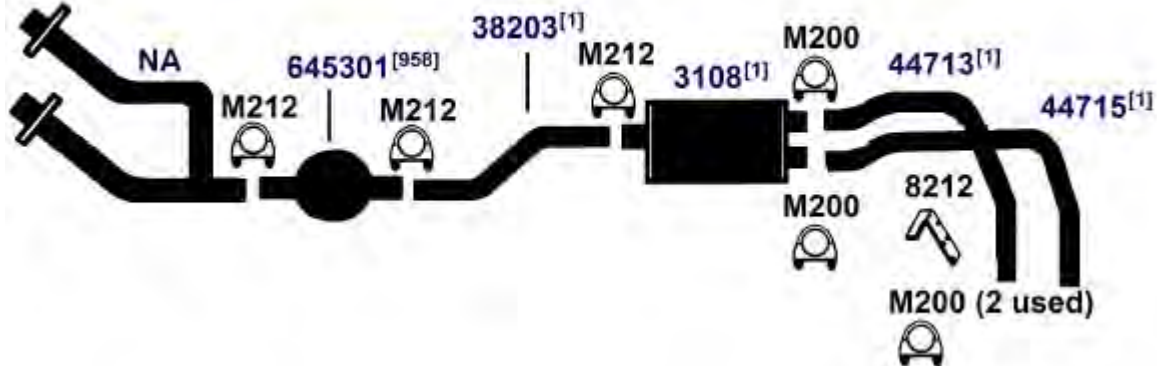
CHEVROLET / GMC SUBURBAN / GMC YUKON XL 1500 SERIES 4WD

87-88 8 Cyl. SUBURBAN V10/V1500; 350K Engine (5.7L); 4 W.D.; 1/2 Ton; Dual Exhaust; **(100075)**
with 3" Muffler inlet.



DIRECT FIT MSL/MAXIMUM Muffler... 700202, UNIVERSAL FIT MSL/MAXIMUM Muffler... 709997

85-86 8 Cyl. SUBURBAN K10/K1500; 350L Engine (5.7L); 4 W.D.; 1/2 Ton **(22018)**



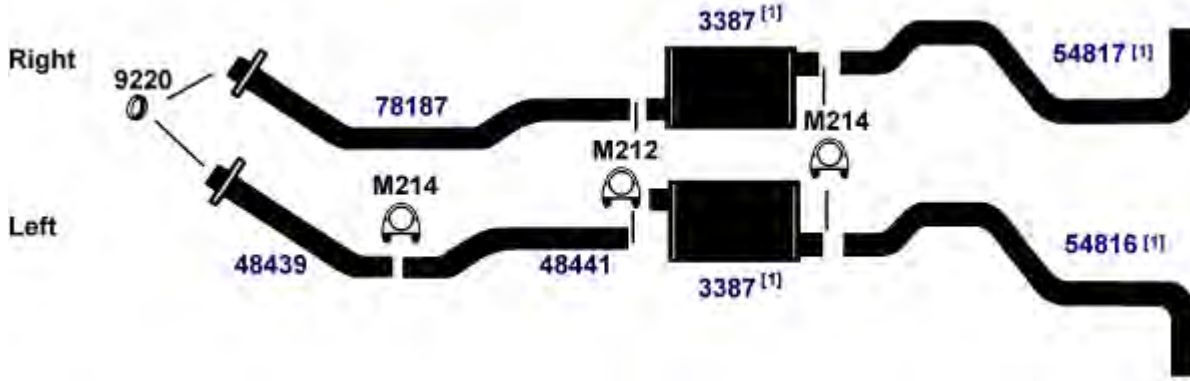
DIRECT FIT MSL/MAXIMUM Muffler... 6557, Silentone DIY Muffler... 5542 and two 8907 Adapters and two M200 Clamps

NA-Not Available. NR-Not Required. FL-Remove and Re-Use Old Flange. ● Golden Warehouse. O.E.-Original Equipment.
Airtube Kit [4948] may be required to complete installation. EFI-Electronic Fuel Injection.

- [1] OE system was a welded assembly. It is recommended that all parts noted [1] should be replaced. [958] Federal & California Emission vehicles. Not legal for sale for vehicles licensed in California.
[93] Locating clip must be knocked off OEM converter for proper installation.

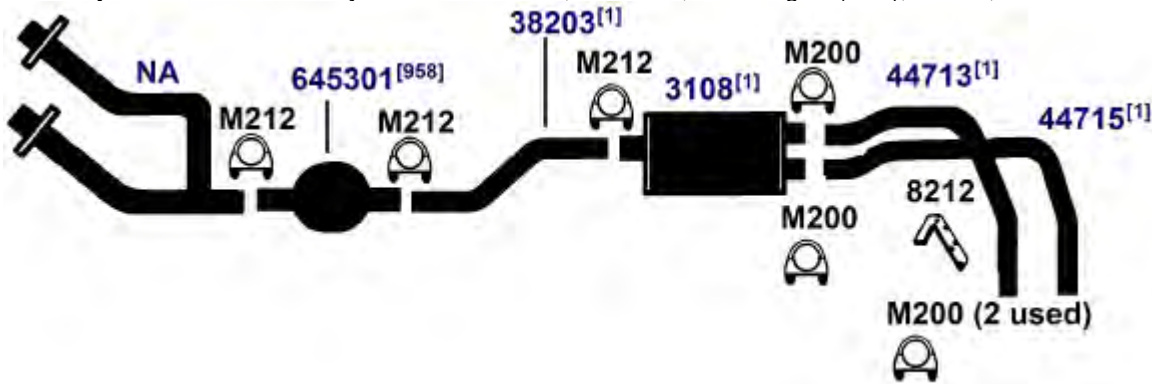
CHEVROLET / GMC SUBURBAN / GMC YUKON XL 1500 SERIES 4WD

(22034E) 1984 8 Cyl. K10/K1500; Suburban; 379 Diesel Engine (6.2L); 4 W.D.; 1/2 Ton



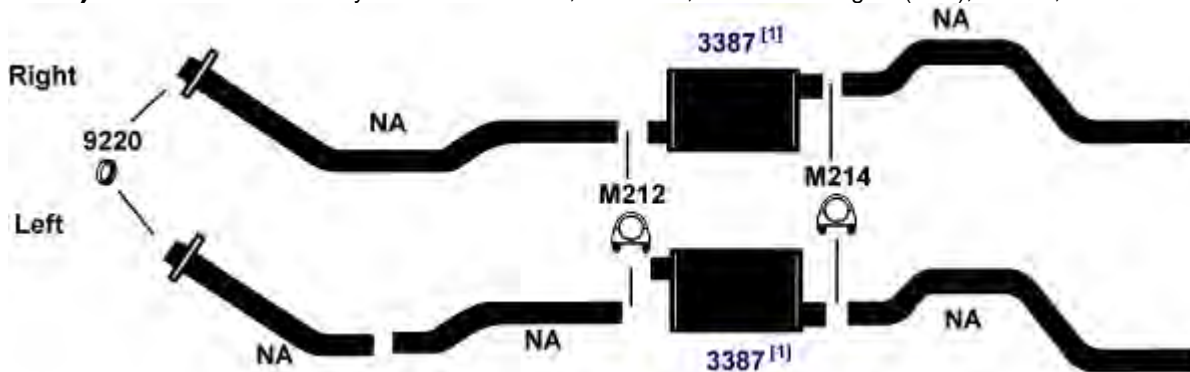
DIRECT FIT MSL/MAXIMUM Muffler... Left 700361, Right 700361, UNIVERSAL FIT MSL/MAXIMUM Muffler... Left 6505, Right 6505

(22018E) 83-84 8 Cyl. K10/K1500; Suburban; 350L Engine (5.7L); 4 W.D.; 1/2 Ton



DIRECT FIT MSL/MAXIMUM Muffler... 6557, Silentone DIY Muffler... 5542 and two 8907 Adapters and two M200 Clamps

(22029) 82-83 8 Cyl. K10/K1500, Suburban, 379 Diesel Engine (6.2L), 4 W.D., 1/2 Ton



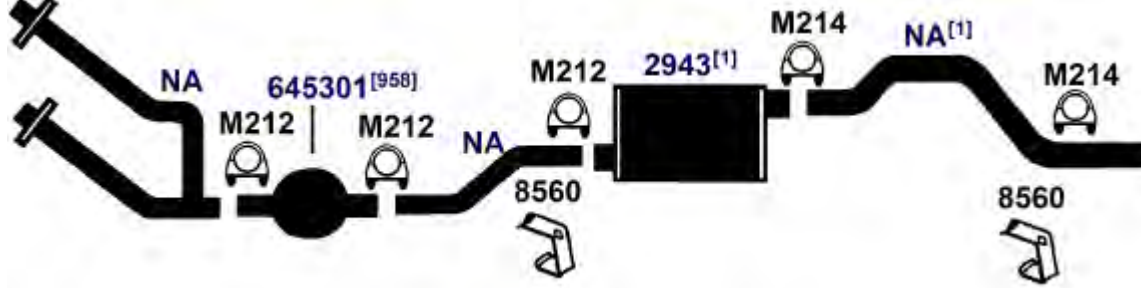
DIRECT FIT MSL/MAXIMUM Muffler... Left 700361, Right 700361, UNIVERSAL FIT MSL/MAXIMUM Muffler... Left 6505, Right 6505

NA-Not Available. NR-Not Required. FL-Remove and Re-Use Old Flange. ● Golden Warehouse. O.E.-Original Equipment.
Airtube Kit [4948] may be required to complete installation. EFI-Electronic Fuel Injection.

[1] OE system was a welded assembly. It is recommended that all parts noted [1] should be replaced. [958] Federal & California Emission vehicles. Not legal for sale for vehicles licensed in California.

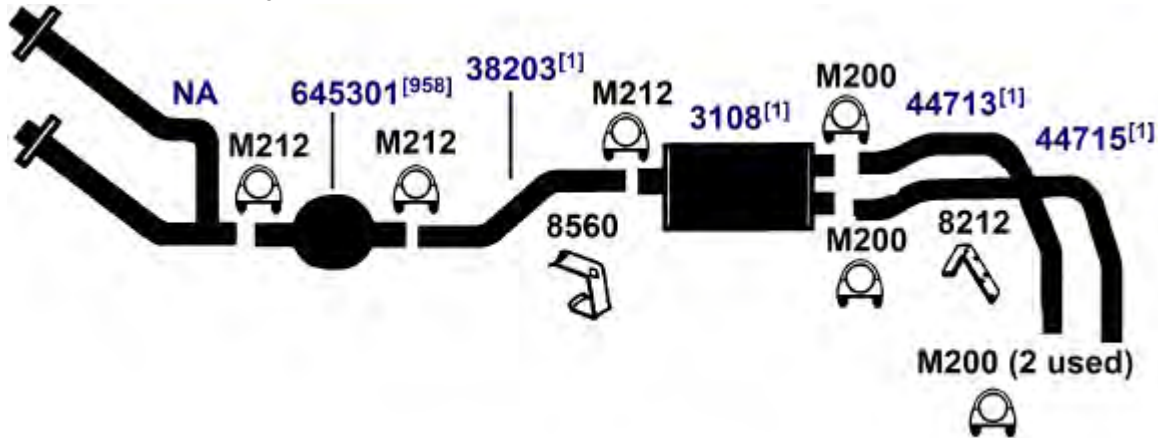
CHEVROLET / GMC SUBURBAN / GMC YUKON XL 1500 SERIES 4WD

81-82 8 Cyl. K10/K1500, Suburban, 350L Engine, 4 W.D., 1/2 Ton, California Models **(22015)**



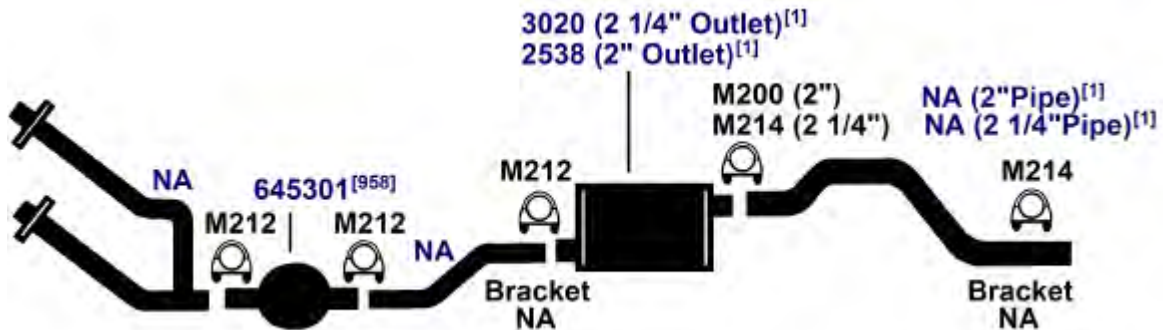
DIRECT FIT MSL/MAXIMUM Muffler... 700051, UNIVERSAL FIT MSL/MAXIMUM Muffler... 6505, Silentone DIY Muffler... 5508

80-82 8 Cyl. K10/K1500, Suburban, 350 Lt. Duty Engine (LS9), with Converter, 4 W.D., 1/2 Ton **(22016)**



DIRECT FIT MSL/MAXIMUM Muffler... 6557, Silentone DIY Muffler... 5542 and two 8907 Adapters and two M200 Clamps

1979 8 Cyl. K10/K1500, Suburban, 305, 350, 400 Engine, 4 W.D., 1/2 Ton **(22009)**



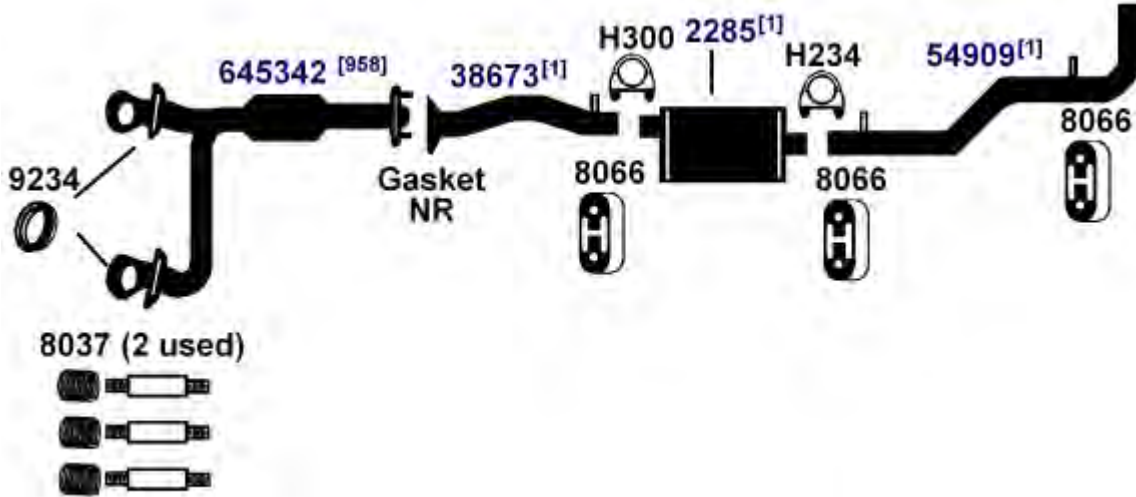
DIRECT FIT MSL/MAXIMUM Muffler... 2" OUTLET- 6505, UNIVERSAL FIT MSL/MAXIMUM Muffler... 2 1/4" OUTLET- 6505, Silentone DIY Muffler... 2" OUTLET- 5512, 2 1/4" OUTLET- 5508

NA-Not Available. NR-Not Required. FL-Remove and Re-Use Old Flange. ● Golden Warehouse. O.E.-Original Equipment.
Airtube Kit [4948] may be required to complete installation. EFI-Electronic Fuel Injection.

[1] OE system was a welded assembly. It is recommended that all parts noted [1] should be replaced. [958] Federal & California Emission vehicles. Not legal for sale for vehicles licensed in California.

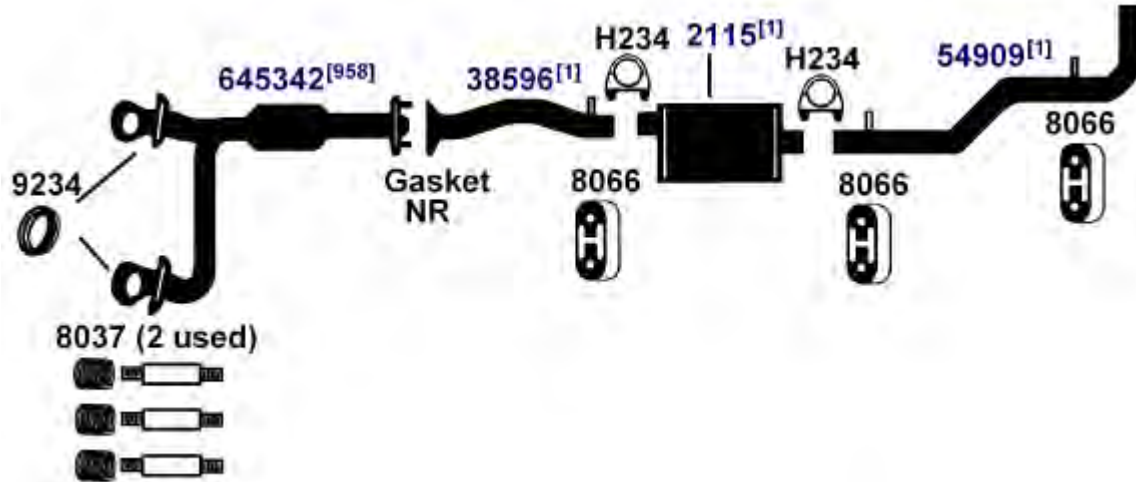
CHEVROLET / GMC SUBURBAN 2500 SERIES 2WD

(100076) 1994 8 Cyl. SUBURBAN C2500; 350K Engine (5.7L); 2 W.D.; under 8600 lbs. G.V.W.; 3/4 Ton w/3" Muffler Inlet



DIRECT FIT MSL/MAXIMUM Muffler... 700201, UNIVERSAL FIT MSL/MAXIMUM Muffler... 700154

(22200) 1994 8 Cyl. SUBURBAN C2500; 350K Engine (5.7L); 2 W.D.; under 8600 lbs. G.V.W.; 3/4 Ton; with 2 3/4" Muffler Inlet



DIRECT FIT MSL/MAXIMUM Muffler... 700154

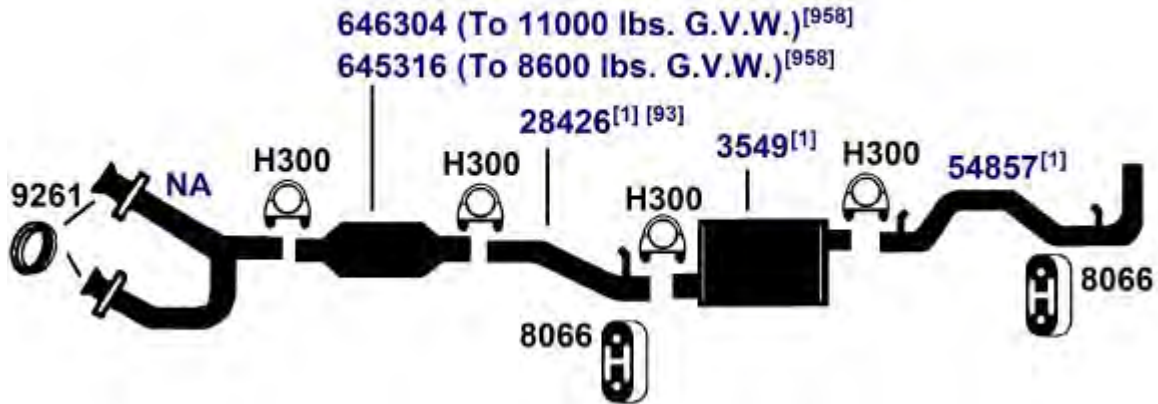
NA-Not Available. NR-Not Required. FL-Remove and Re-Use Old Flange. ● Golden Warehouse. O.E.-Original Equipment.
Airtube Kit [4948] may be required to complete installation. EFI-Electronic Fuel Injection.

[1] OE system was a welded assembly. It is recommended that all parts noted [1] should be replaced. [958] Federal & California Emission vehicles. Not legal for sale for vehicles licensed in California.

CHEVROLET / GMC SUBURBAN 2500 SERIES 2WD

92-93 8 Cyl. SUBURBAN C2500; 350K Engine (5.7L); 2 W.D.; 3/4 Ton

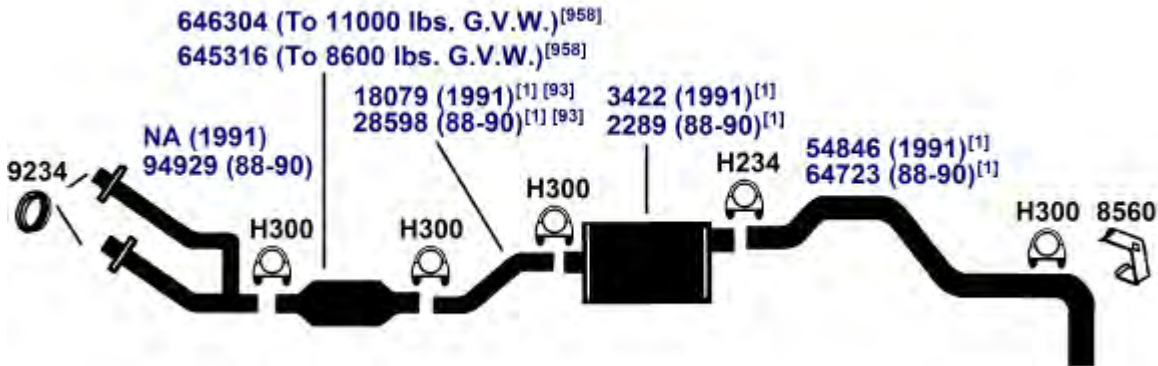
(22190)



DIRECT FIT MSL/MAXIMUM Muffler... 700149

89-91 8 Cyl. SUBURBAN R20/R2500; 350K Engine (5.7L); 2 W.D.; 3/4 Ton; with 3" Muffler Inlet
 1988 8 Cyl. SUBURBAN R20/R2500; 350K Engine (5.7L); 2 W.D.; 3/4 Ton; Single Outlet with 3" Muffler Inlet

(100079)



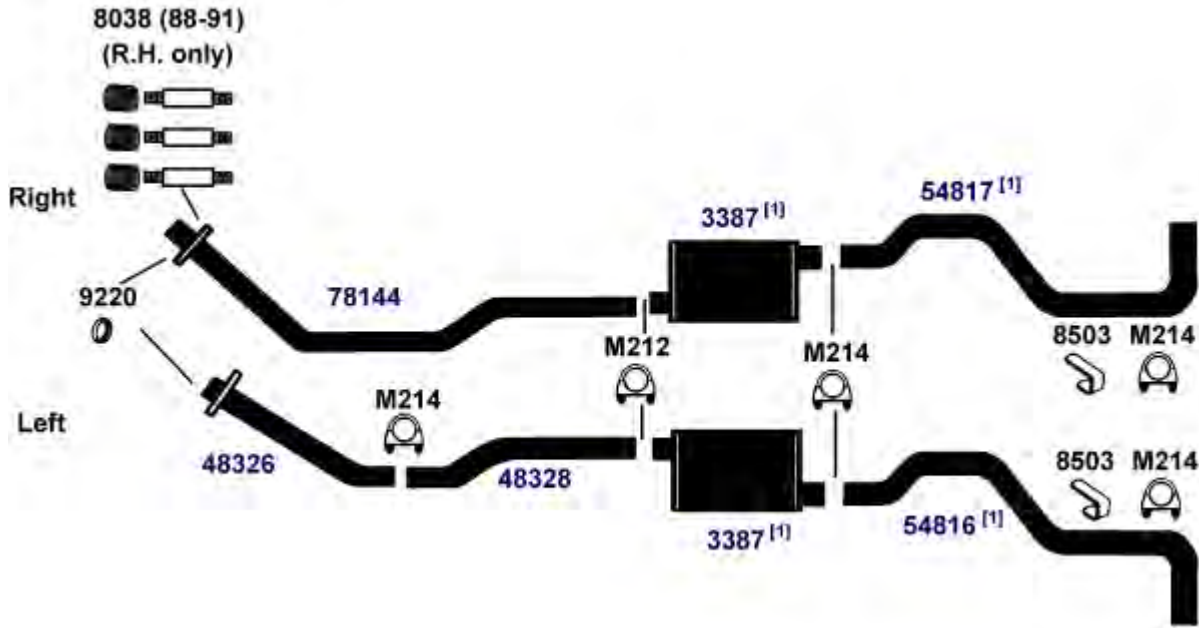
DIRECT FIT MSL/MAXIMUM Muffler... (88-90)- 700205

NA-Not Available. NR-Not Required. FL-Remove and Re-Use Old Flange. ● Golden Warehouse. O.E.-Original Equipment.
 # Airtube Kit [4948] may be required to complete installation. EFI-Electronic Fuel Injection.

[1] OE system was a welded assembly. It is recommended that all parts noted [1] should be replaced. [958] Federal & California Emission vehicles. Not legal for sale for vehicles licensed in California.
 [93] Locating clip must be knocked off OEM converter for proper installation.

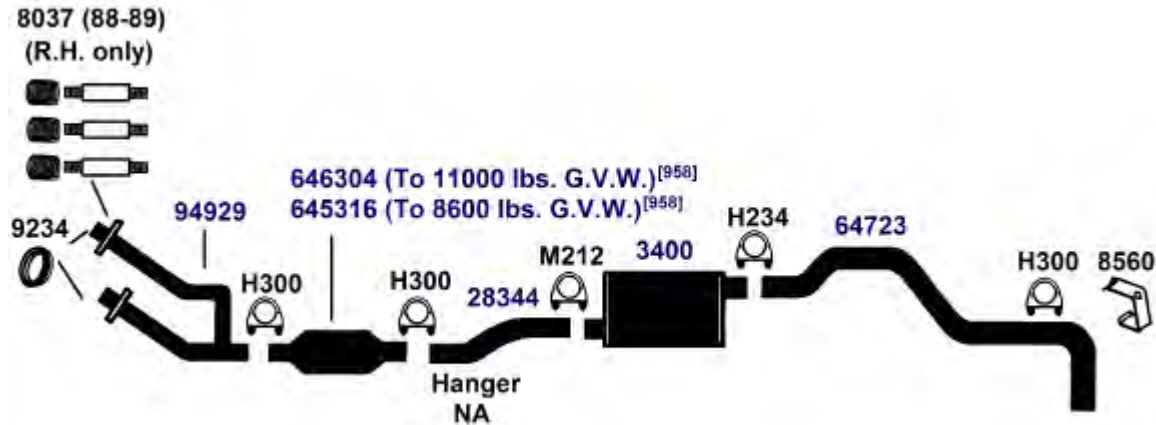
CHEVROLET / GMC SUBURBAN 2500 SERIES 2WD

(22188) 87-91 8 Cyl. SUBURBAN R20/R2500; 379 Diesel Engine (6.2L); 2 W.D.; 3/4 Ton
 85-86 8 Cyl. SUBURBAN C20/C2500; 379 Diesel Engine (6.2L); 2 W.D.; 3/4 Ton



DIRECT FIT MSL/MAXIMUM Muffler... Left Muffler- 700361, Right Muffler- 700361, UNIVERSAL FIT MSL/MAXIMUM Muffler... Left Muffler- 6505, Right Muffler- 6505

(22189) 89-90 8 Cyl. SUBURBAN R20/R2500; 350K Engine (5.7L); 2 W.D.; 3/4 Ton; with 2 1/2" Muffler Inlet
 1988 8 Cyl. SUBURBAN R20/R2500; 350K Engine (5.7L); 2 W.D.; 3/4 Ton; Single Outlet, with 2 1/2" Muffler Inlet



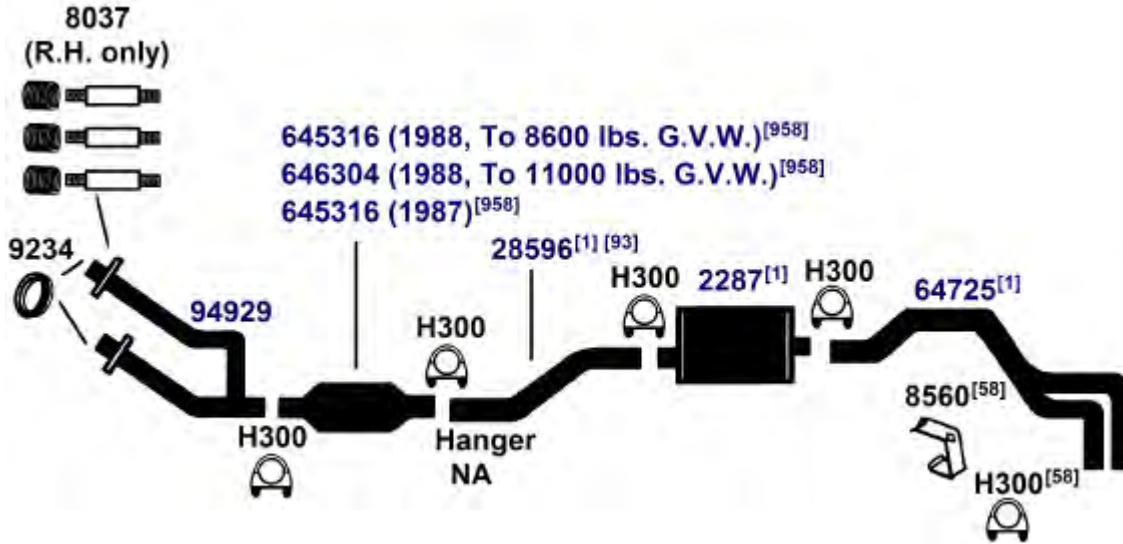
DIRECT FIT MSL/MAXIMUM Muffler... 700121, UNIVERSAL FIT MSL/MAXIMUM Muffler... 709998, Silentone DIY Muffler... 5564

NA-Not Available. NR-Not Required. FL-Remove and Re-Use Old Flange. ● Golden Warehouse. O.E.-Original Equipment.
 # Airtube Kit [4948] may be required to complete installation. EFI-Electronic Fuel Injection.

[1] OE system was a welded assembly. It is recommended that all parts noted [1] should be replaced. [958] Federal & California Emission vehicles. Not legal for sale for vehicles licensed in California.

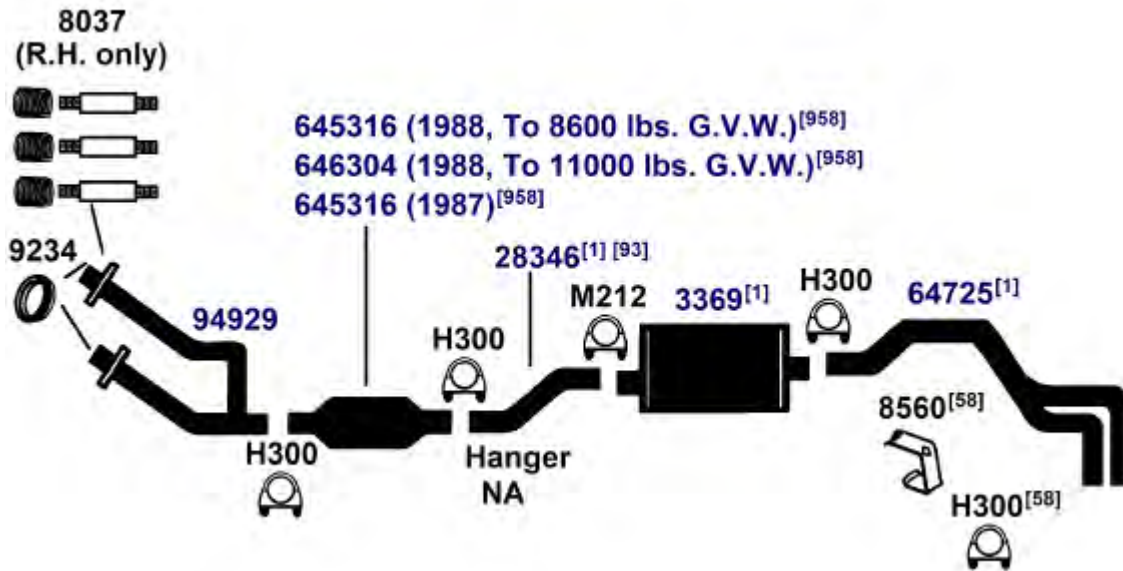
CHEVROLET / GMC SUBURBAN 2500 SERIES 2WD

87-88 8 Cyl. SUBURBAN R20/R2500; 350K Engine (5.7L); 2 W.D.; 3/4 Ton; Dual Outlet with **(100081)**
3" Muffler Inlet



DIRECT FIT MSL/MAXIMUM Muffler... 700203, UNIVERSAL FIT MSL/MAXIMUM Muffler... 6577, Silentone DIY Muffler... 5568 and 8975 Connector

87-88 8 Cyl. SUBURBAN R20/R2500; 350K Engine (5.7L); 2 W.D.; 3/4 Ton; Dual Outlet; with **(22186)**
2 1/2" Muffler Inlet



UNIVERSAL FIT MSL/MAXIMUM Muffler... 6577, 6595, 709998

NA-Not Available. NR-Not Required. FL-Remove and Re-Use Old Flange. ● Golden Warehouse. O.E.-Original Equipment.
Airtube Kit [4948] may be required to complete installation. EFI-Electronic Fuel Injection.

[1] OE system was a welded assembly. It is recommended that all parts noted [1] should be replaced.

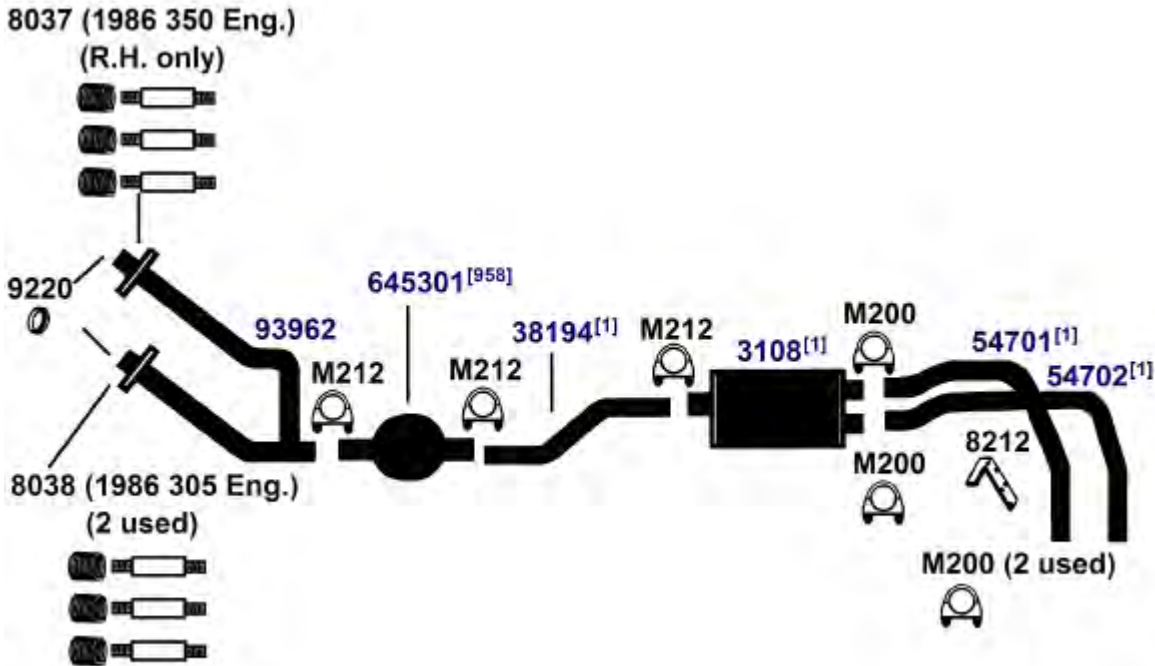
[58] Required for installation on models that had bracket welded to O.E. tail pipe.

[93] Locating clip must be knocked off OEM converter for proper installation.

[958] Federal & California Emission vehicles. Not legal for sale for vehicles licensed in California.

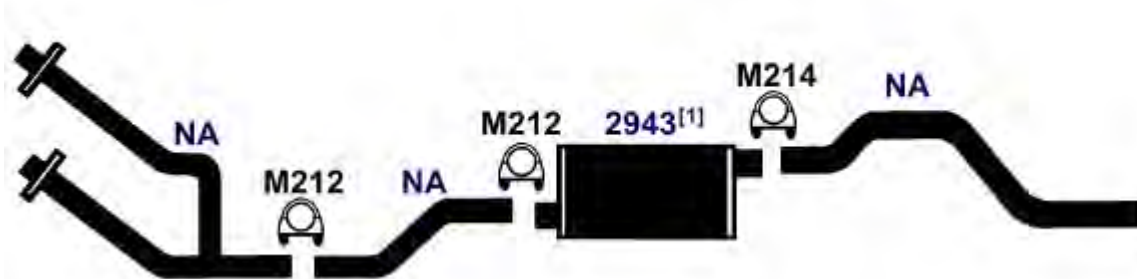
CHEVROLET / GMC SUBURBAN 2500 SERIES 2WD

(22173) 85-86 8 Cyl. SUBURBAN C20/C2500; 305H, 350L Engine (5.0L, 5.7L); with Converter; 2 W.D.; 3/4 Ton



DIRECT FIT MSL/MAXIMUM Muffler... 6557, Silentone DIY Muffler... 5542 and two 8907 Adapters and two M200 Clamps

(22171) 1985 8 Cyl. SUBURBAN C20/C2500; 350M Engine (5.7L); 2 W.D.; 3/4 Ton



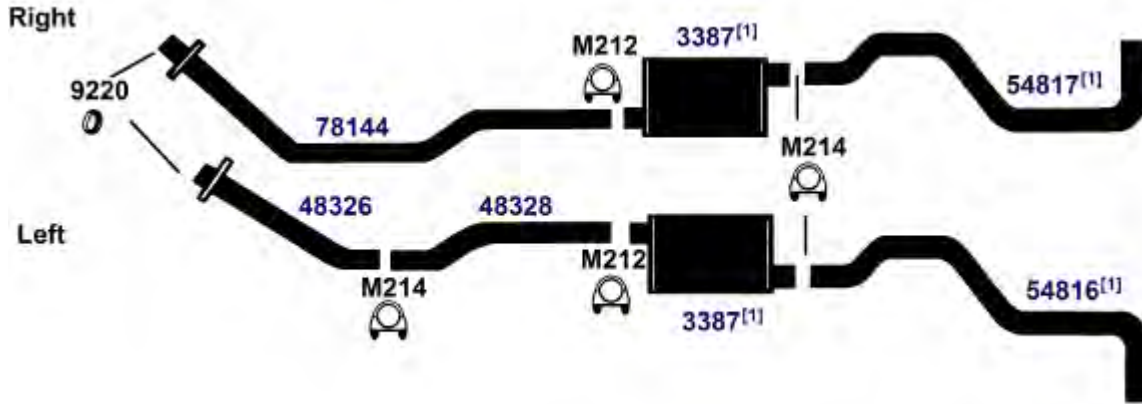
DIRECT FIT MSL/MAXIMUM Muffler... 700051, UNIVERSAL FIT MSL/MAXIMUM Muffler... 6505, Silentone DIY Muffler... 5508

NA-Not Available. NR-Not Required. FL-Remove and Re-Use Old Flange. ● Golden Warehouse. O.E.-Original Equipment.
Airtube Kit [4948] may be required to complete installation. EFI-Electronic Fuel Injection.

[1] OE system was a welded assembly. It is recommended that all parts noted [1] should be replaced. [958] Federal & California Emission vehicles. Not legal for sale for vehicles licensed in California.

CHEVROLET / GMC SUBURBAN 2500 SERIES 2WD

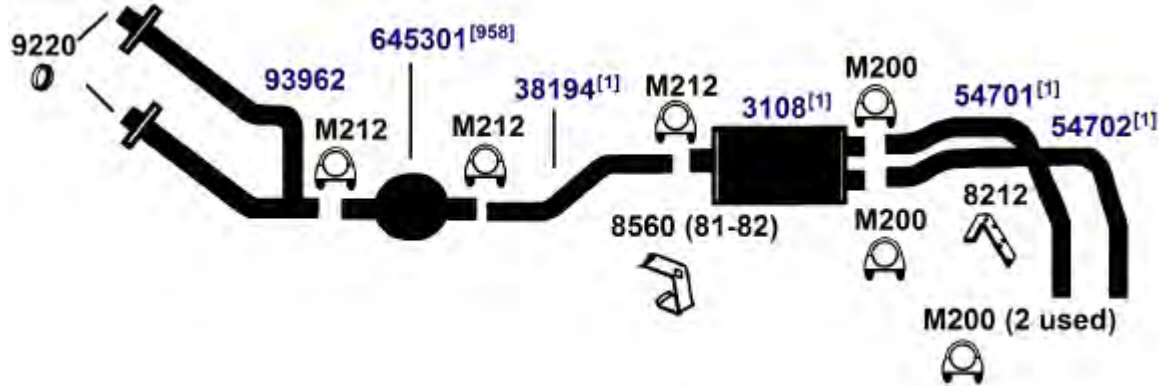
1984 8 Cyl. C20/C2500; Suburban; 379 Diesel Engine (6.2L); 2 W.D.; 3/4 Ton **(22188E)**



DIRECT FIT MSL/MAXIMUM Muffler... Left- 700361, Right- 700361, UNIVERSAL FIT MSL/MAXIMUM Muffler... Left- 6505, Right- 6505

83-84 8 Cyl. C20/C2500; Suburban; 305H, 350L Engine (5.0L, 5.7L); with Converter; 2 W.D.; 3/4 Ton **(22173E)**

81-82 8 Cyl. C20/C2500, Suburban, 305, 350L Engine, with Converter, 2 W.D., 3/4 Ton, except California



DIRECT FIT MSL/MAXIMUM Muffler... 6557, Silentone DIY Muffler... 5542 and two 8907 Adapters and two M200 Clamps

83-84 8 Cyl. C20/C2500; Suburban; 350M Engine (5.7L); 2 W.D.; 3/4 Ton **(22171E)**



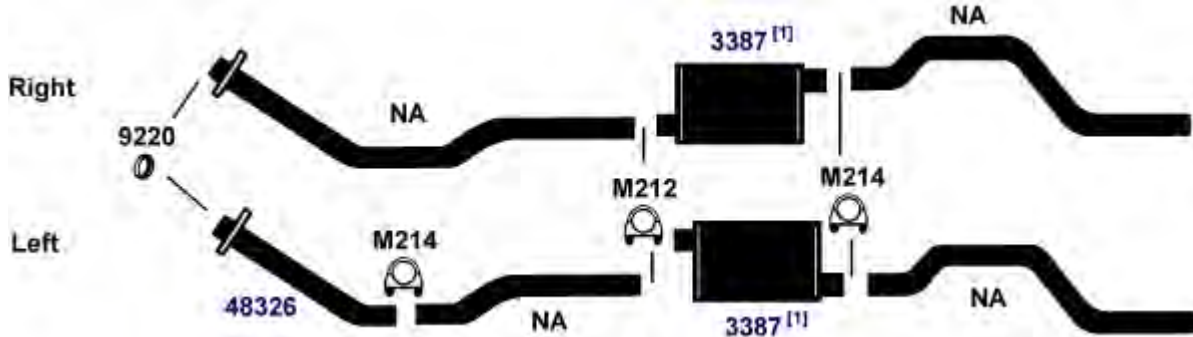
DIRECT FIT MSL/MAXIMUM Muffler... 700051, UNIVERSAL FIT MSL/MAXIMUM Muffler... 6505, Silentone DIY Muffler... 5508

NA-Not Available. NR-Not Required. FL-Remove and Re-Use Old Flange. ● Golden Warehouse. O.E.-Original Equipment.
Airtube Kit [4948] may be required to complete installation. EFI-Electronic Fuel Injection.

[1] OE system was a welded assembly. It is recommended that all parts noted [1] should be replaced. [958] Federal & California Emission vehicles. Not legal for sale for vehicles licensed in California.

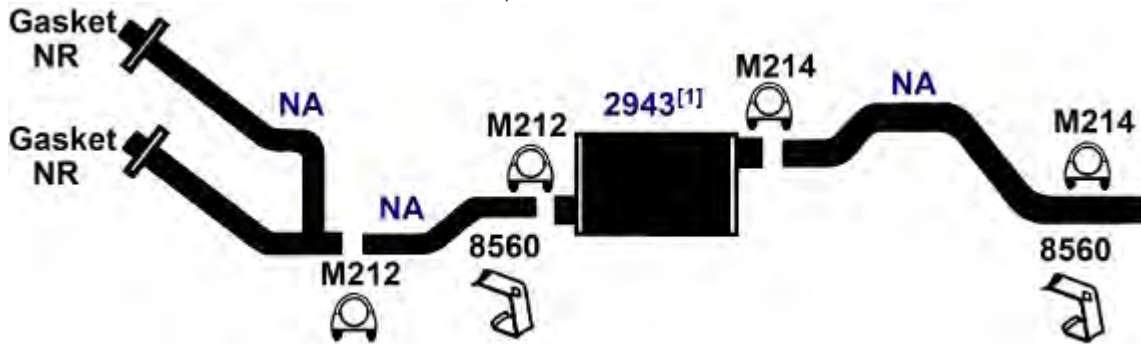
CHEVROLET / GMC SUBURBAN 2500 SERIES 2WD

(22183) 82-83 8 Cyl. C20/C2500, Suburban, 379 Diesel Engine (6.2L), 2 W.D., 3/4 Ton



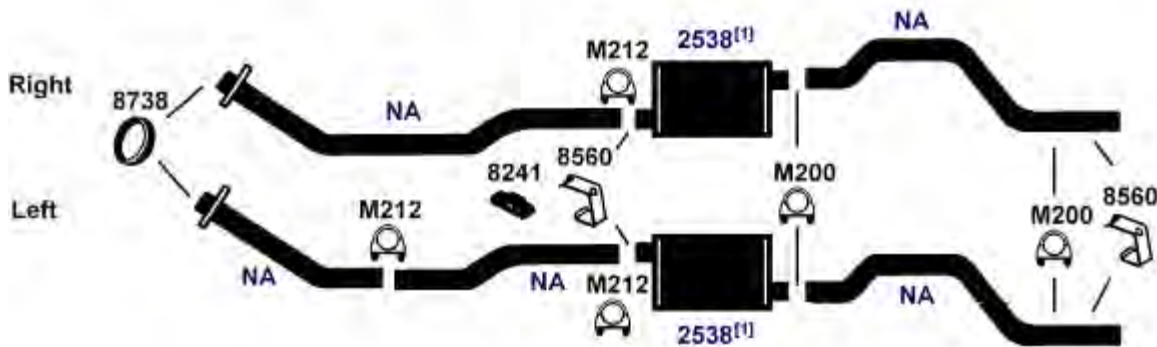
DIRECT FIT MSL/MAXIMUM Muffler... Left- 700361, Right- 700361, UNIVERSAL FIT MSL/MAXIMUM Muffler... Left- 6505, Right- 6505

(22164) 80-82 8 Cyl. C20/C2500, Suburban, 350 Engine with Heavy Duty 4-barrel LT9 Engine, 2 W.D., 3/4 Ton



DIRECT FIT MSL/MAXIMUM Muffler... 700051, UNIVERSAL FIT MSL/MAXIMUM Muffler... 6505, Silentone DIY Muffler... 5508

(22162) 80-82 8 Cyl. C20/C2500, Suburban, 131.5" W.B.; 454 Engine, 2 W.D., 3/4 Ton, Dual Exhaust



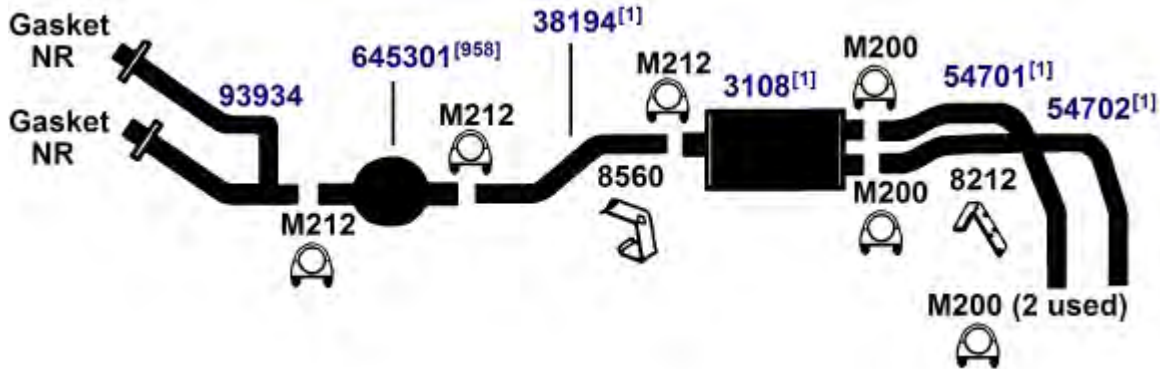
DIRECT FIT MSL/MAXIMUM Muffler... Left 6505, Right 6505, Silentone DIY Muffler... Left 5512, Right 5512

NA-Not Available. NR-Not Required. FL-Remove and Re-Use Old Flange. ● Golden Warehouse. O.E.-Original Equipment.
Airtube Kit [4948] may be required to complete installation. EFI-Electronic Fuel Injection.

[1] OE system was a welded assembly. It is recommended that all parts noted [1] should be replaced.

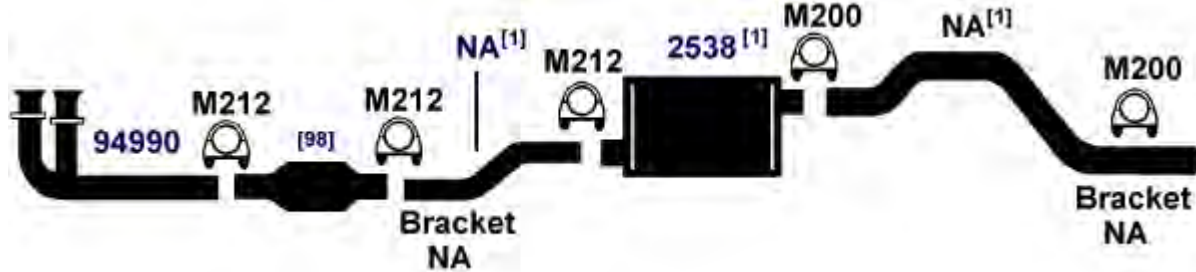
CHEVROLET / GMC SUBURBAN 2500 SERIES 2WD

1980 8 Cyl. C20/C2500, Suburban, 350 Lt. Duty Engine (LS9), with Converter, 2 W.D., 3/4 Ton **(22158)**



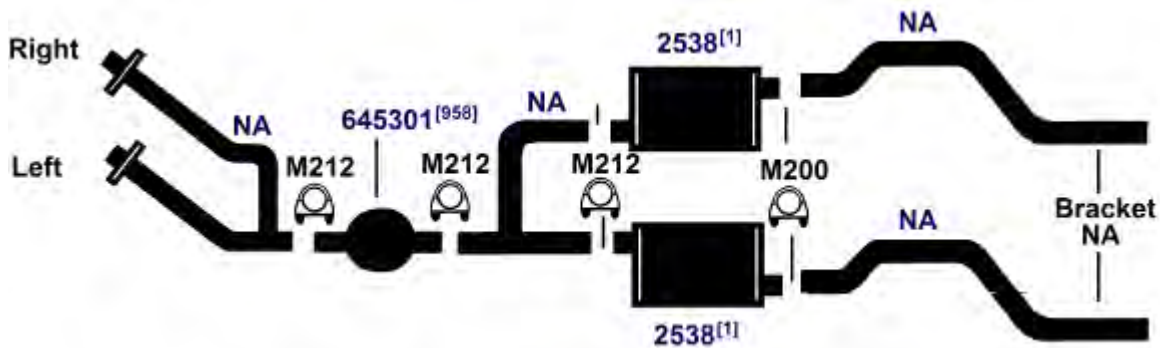
DIRECT FIT MSL/MAXIMUM Muffler... 6557, Silentone DIY Muffler... 5542 and two 8907 Adapters and two M200 Clamps

1979 6 Cyl. C20/C2500, 250 Engine, Suburban **(20921)**



DIRECT FIT MSL/MAXIMUM Muffler... 6505, Silentone DIY Muffler... 5512

1979 8 Cyl. C20/C2500, Suburban, 454 Engine, with Converter, 2 W.D., 3/4 Ton **(22149)**



DIRECT FIT MSL/MAXIMUM Muffler... Left- 6505, Right- 6505, Silentone DIY Muffler... Left- 5512, Right- 5512

NA-Not Available. NR-Not Required. FL-Remove and Re-Use Old Flange. ● Golden Warehouse. O.E.-Original Equipment.
Airtube Kit [4948] may be required to complete installation. EFI-Electronic Fuel Injection.

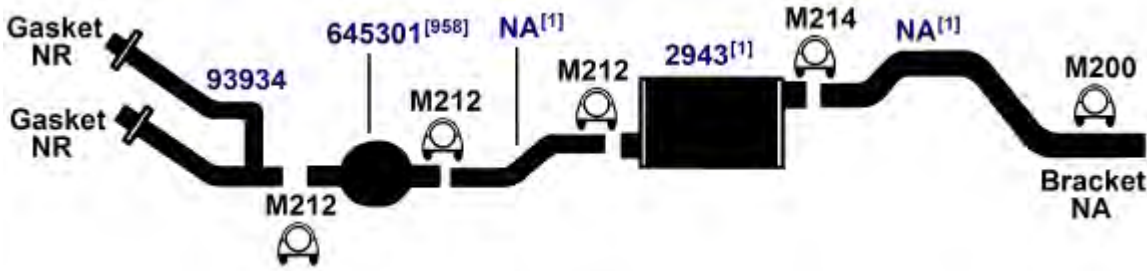
[1] OE system was a welded assembly. It is recommended that all parts noted [1] should be replaced.

[958] Federal & California Emission vehicles. Not legal for sale for vehicles licensed in California.

[98] Refer to current Catalytic Converter catalog or Website catalog for availability.

CHEVROLET / GMC SUBURBAN 2500 SERIES 2WD

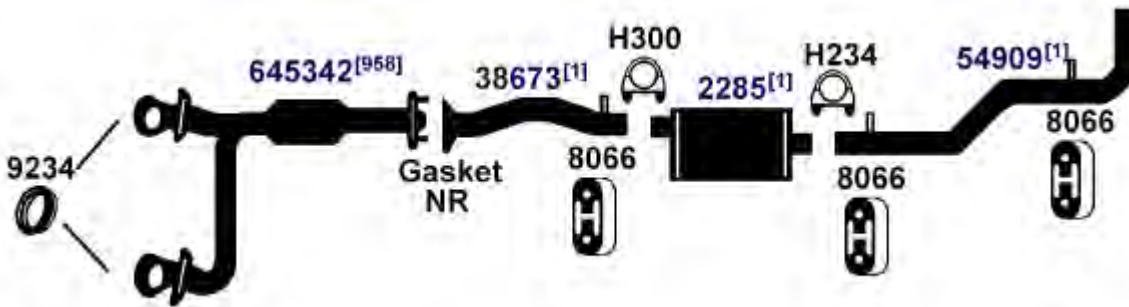
(22151) 1979 8 Cyl. C20/C2500, Suburban, 305, 350 Engine, with Converter, 2 W.D., 3/4 Ton



DIRECT FIT MSL/MAXIMUM Muffler... 700051, UNIVERSAL FIT MSL/MAXIMUM Muffler... 6505, Silentone DIY Muffler... 5508

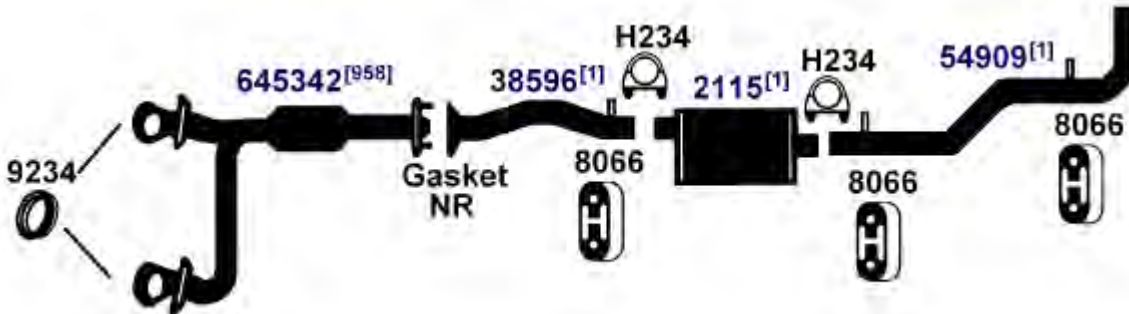
CHEVROLET / GMC SUBURBAN 2500 SERIES 4WD

(100082) 1994 8 Cyl. SUBURBAN K2500; 350K Engine (5.7L); 4 W.D.; (To 8500 lbs. G.V.W.); 3/4 Ton; with 3" Muffler Inlet



DIRECT FIT MSL/MAXIMUM Muffler... 700201, UNIVERSAL FIT MSL/MAXIMUM Muffler... 700154

(22355) 1994 8 Cyl. SUBURBAN K2500; 350K Engine (5.7L); 4 W.D.; (To 8500 lbs. G.V.W.); 3/4 Ton; with 2 3/4" Muffler Inlet



DIRECT FIT MSL/MAXIMUM Muffler... 700154

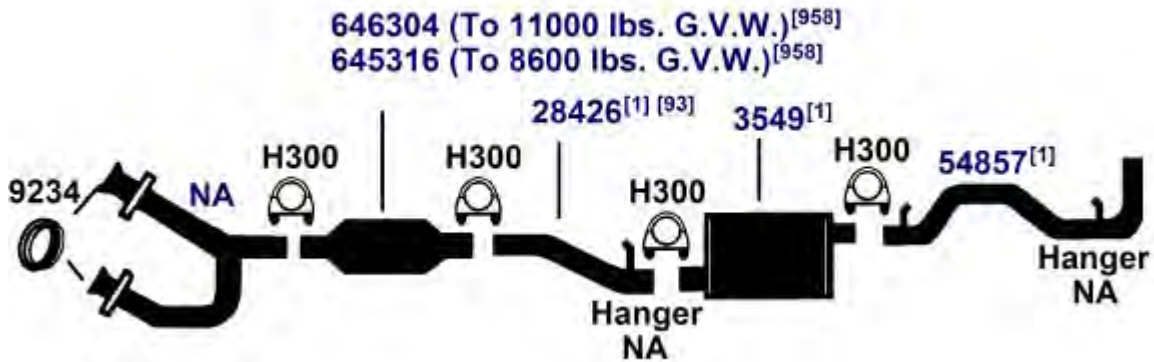
NA-Not Available. NR-Not Required. FL-Remove and Re-Use Old Flange. • Golden Warehouse. O.E.-Original Equipment.
Airtube Kit [4948] may be required to complete installation. EFI-Electronic Fuel Injection.

[1] OE system was a welded assembly. It is recommended that all parts noted [1] should be replaced. [958] Federal & California Emission vehicles. Not legal for sale for vehicles licensed in California.

CHEVROLET / GMC SUBURBAN 2500 SERIES 4WD

92-93 8 Cyl. SUBURBAN K2500; 350K Engine (5.7L); 4 W.D.; 3/4 Ton

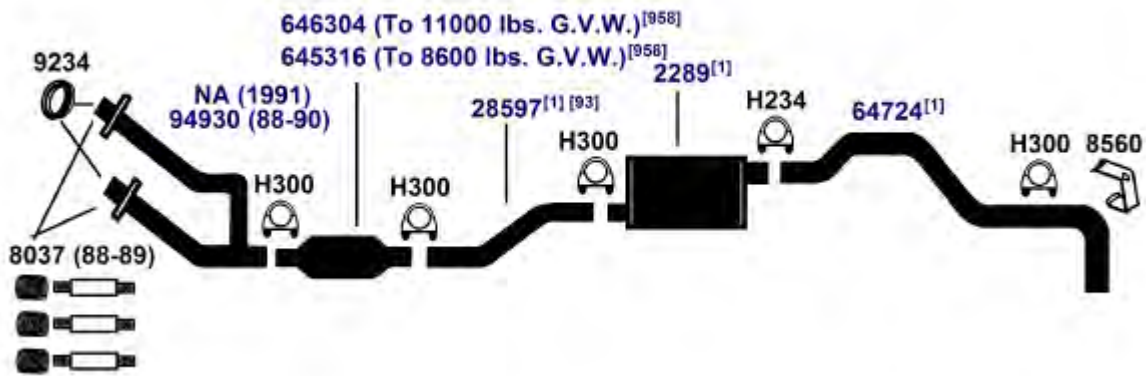
(22345)



DIRECT FIT MSL/MAXIMUM Muffler... 700149

89-91 8 Cyl. SUBURBAN V20/V2500; 350K Engine (5.7L); 4 W.D.; 3/4 Ton with 3" Muffler Inlet **(100086)**

1988 8 Cyl. SUBURBAN V20/V2500; 350K Engine (5.7L); 4 W.D.; 3/4 Ton Single Outlet with 3" Muffler Inlet



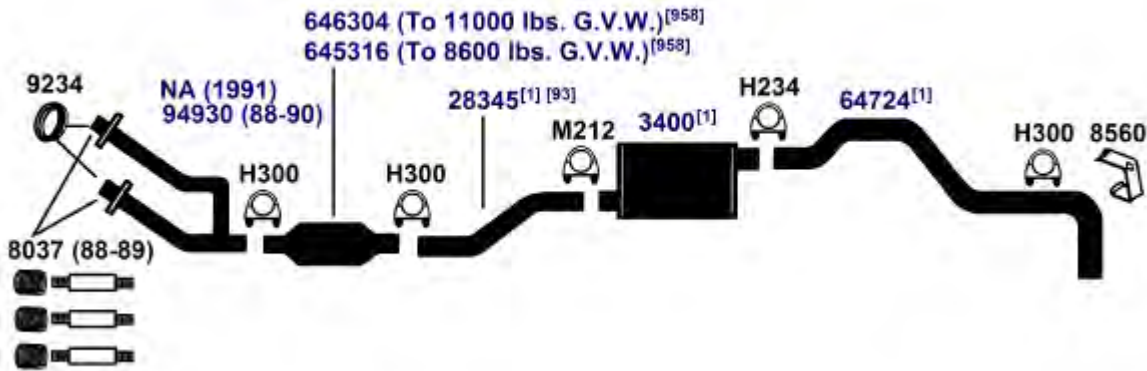
DIRECT FIT MSL/MAXIMUM Muffler... 700205

NA-Not Available. NR-Not Required. FL-Remove and Re-Use Old Flange. ● Golden Warehouse. O.E.-Original Equipment.
Airtube Kit [4948] may be required to complete installation. EFI-Electronic Fuel Injection.

[1] OE system was a welded assembly. It is recommended that all parts noted [1] should be replaced. [958] Federal & California Emission vehicles. Not legal for sale for vehicles licensed in California.
[93] Locating clip must be knocked off OEM converter for proper installation.

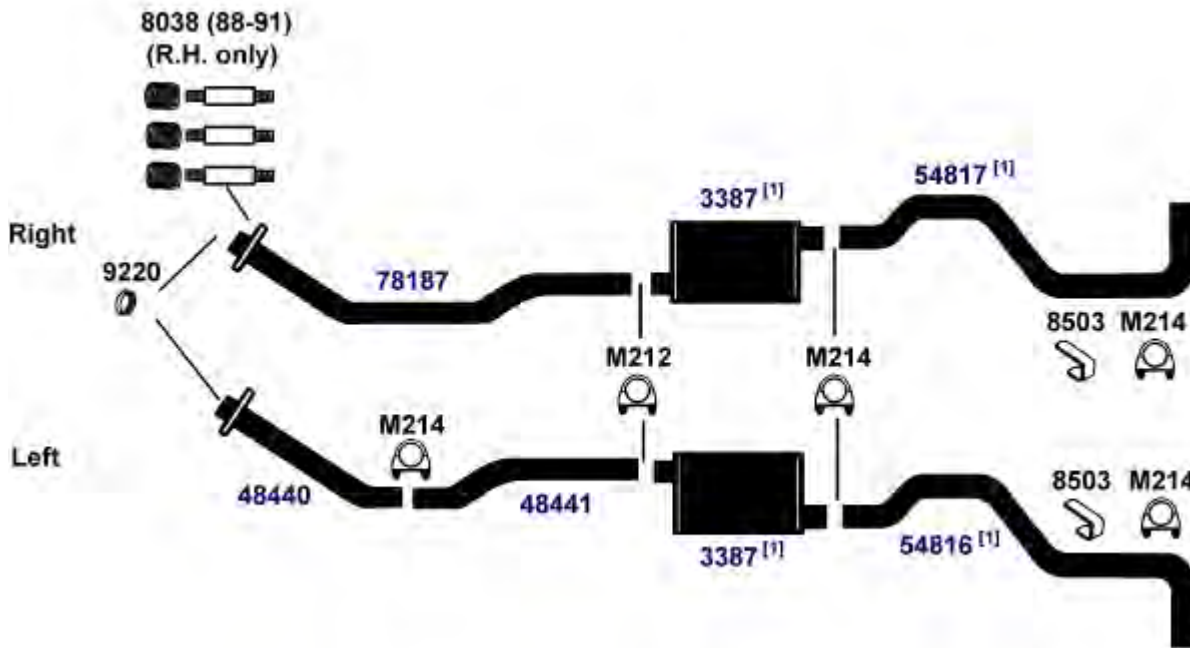
CHEVROLET / GMC SUBURBAN 2500 SERIES 4WD

(22344)	89-91	8 Cyl.	SUBURBAN V20/V2500; 350K Engine (5.7L); 4 W.D.; 3/4 Ton; with 2 1/2" Muffler Inlet
	1988	8 Cyl.	SUBURBAN V20/V2500; 350K Engine (5.7L); 4 W.D.; 3/4 Ton; Single Outlet, with 2 1/2" Muffler Inlet



DIRECT FIT MSL/MAXIMUM Muffler... 700121, UNIVERSAL FIT MSL/MAXIMUM Muffler... 709998, Silentone DIY Muffler... 5564

(22343)	87-91	8 Cyl.	SUBURBAN V20/V2500; 379 Diesel Engine (6.2L); 4 W.D.; 3/4 Ton
	85-86	8 Cyl.	SUBURBAN K20/K2500; 379 Diesel Engine (6.2L); 4 W.D.; 3/4 Ton



DIRECT FIT MSL/MAXIMUM Muffler... Left Muffler- 700361, Right Muffler- 700361, UNIVERSAL FIT MSL/MAXIMUM Muffler... Left Muffler- 6505, Right Muffler- 6505

NA-Not Available. NR-Not Required. FL-Remove and Re-Use Old Flange. ● Golden Warehouse. O.E.-Original Equipment.

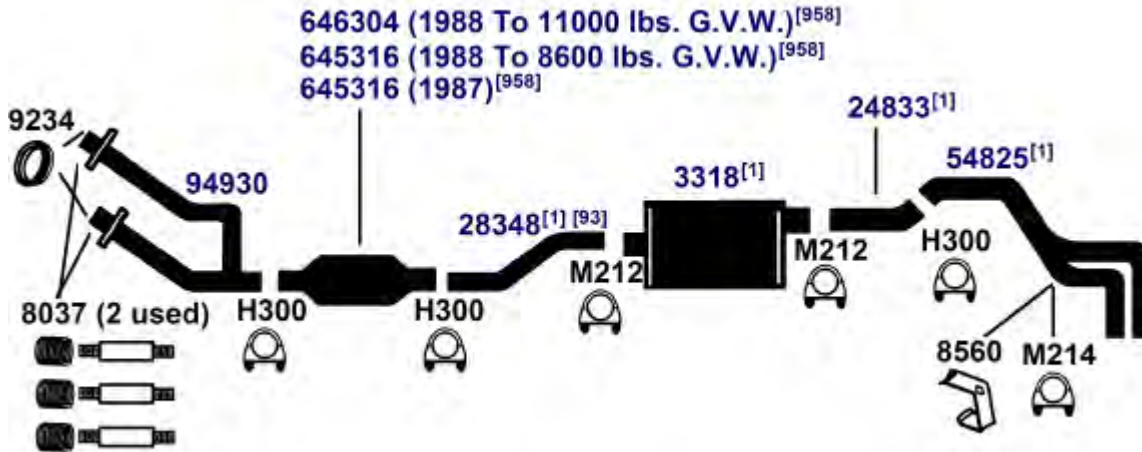
Airtube Kit [4948] may be required to complete installation. EFI-Electronic Fuel Injection.

[1] OE system was a welded assembly. It is recommended that all parts noted [1] should be replaced. [958] Federal & California Emission vehicles. Not legal for sale for vehicles licensed in California.

[93] Locating clip must be knocked off OEM converter for proper installation.

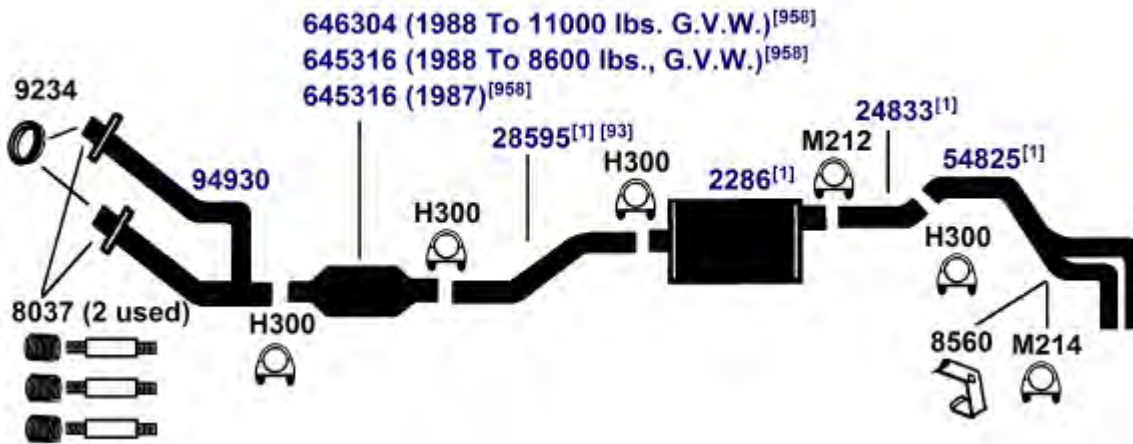
CHEVROLET / GMC SUBURBAN 2500 SERIES 4WD

87-88 8 Cyl. SUBURBAN V20/V2500; 350K Engine (5.7L); 4 W.D.; 3/4 Ton; Dual Outlet; with **(22342)**
2 1/2" Muffler Inlet



DIRECT FIT MSL/MAXIMUM Muffler... 700109, UNIVERSAL FIT MSL/MAXIMUM Muffler... 6532, 6595, 709998, Silentone DIY Muffler... 5550

87-88 8 Cyl. SUBURBAN V20/V2500; 350K Engine (5.7L); 4 W.D.; 3/4 Ton; Dual Outlet with **(100088)**
3" Muffler Inlet



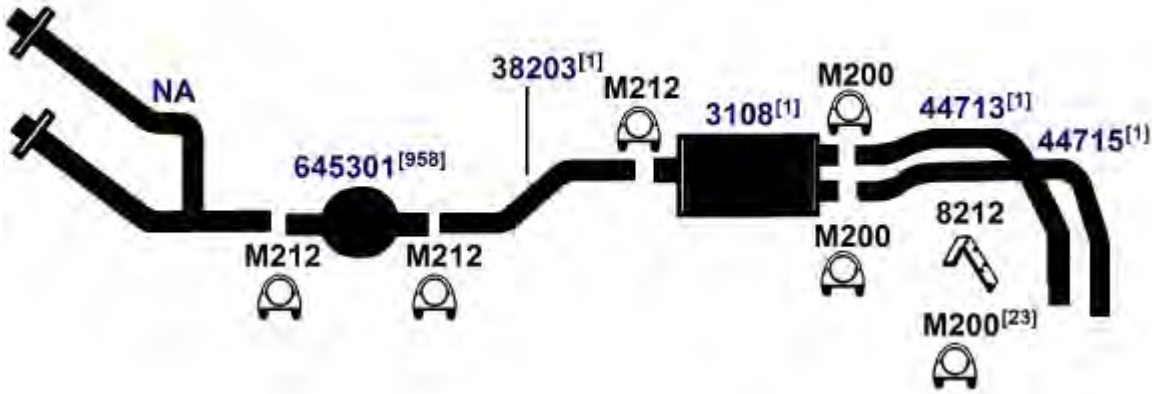
DIRECT FIT MSL/MAXIMUM Muffler... 700202, UNIVERSAL FIT MSL/MAXIMUM Muffler... 709997

NA-Not Available. NR-Not Required. FL-Remove and Re-Use Old Flange. ● Golden Warehouse. O.E.-Original Equipment.
Airtube Kit [4948] may be required to complete installation. EFI-Electronic Fuel Injection.

- [1] OE system was a welded assembly. It is recommended that all parts noted [1] should be replaced. [958] Federal & California Emission vehicles. Not legal for sale for vehicles licensed in California.
- [93] Locating clip must be knocked off OEM converter for proper installation.

CHEVROLET / GMC SUBURBAN 2500 SERIES 4WD

(22329) 1985 8 Cyl. SUBURBAN K20/K2500; 350L Engine (5.7L); 4 W.D.; 3/4 Ton



DIRECT FIT MSL/MAXIMUM Muffler... 6557, Silentone DIY Muffler... 5542 and two 8907 Adapters and two M200 Clamps

(22328) 1985 8 Cyl. SUBURBAN K20/K2500; 350M Engine (5.7L); 4 W.D.; 3/4 Ton; (Models built before Jan. 1, 1985)



DIRECT FIT MSL/MAXIMUM Muffler... 700051, UNIVERSAL FIT MSL/MAXIMUM Muffler... 6505, Silentone DIY Muffler... 5508

(22328E) 83-84 8 Cyl. K20/K2500; Suburban 350M Engine (5.7L); 4 W.D.; 3/4 Ton



DIRECT FIT MSL/MAXIMUM Muffler... 700051, UNIVERSAL FIT MSL/MAXIMUM Muffler... 6505, Silentone DIY Muffler... 5508

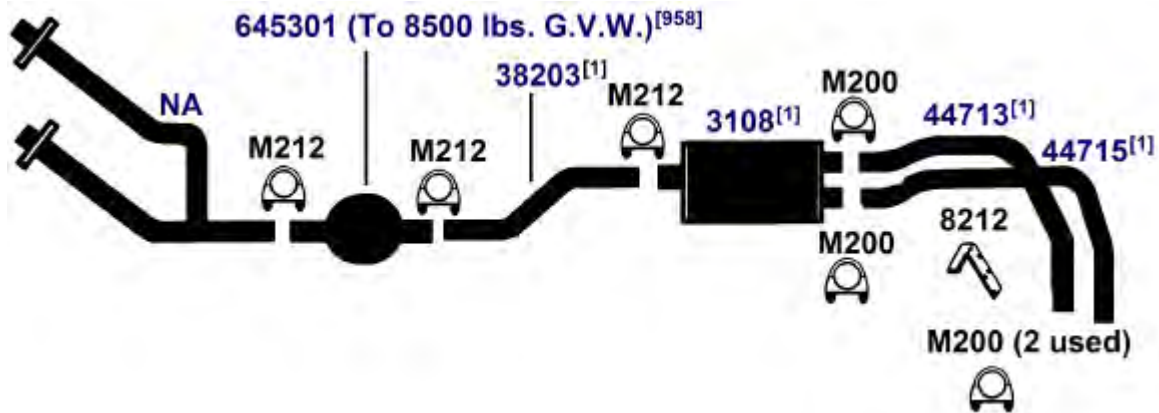
NA-Not Available. NR-Not Required. FL-Remove and Re-Use Old Flange. ● Golden Warehouse. O.E.-Original Equipment.
Airtube Kit [4948] may be required to complete installation. EFI-Electronic Fuel Injection.

[1] OE system was a welded assembly. It is recommended that all parts noted [1] should be replaced. [958] Federal & California Emission vehicles. Not legal for sale for vehicles licensed in California.

[23] Two required.

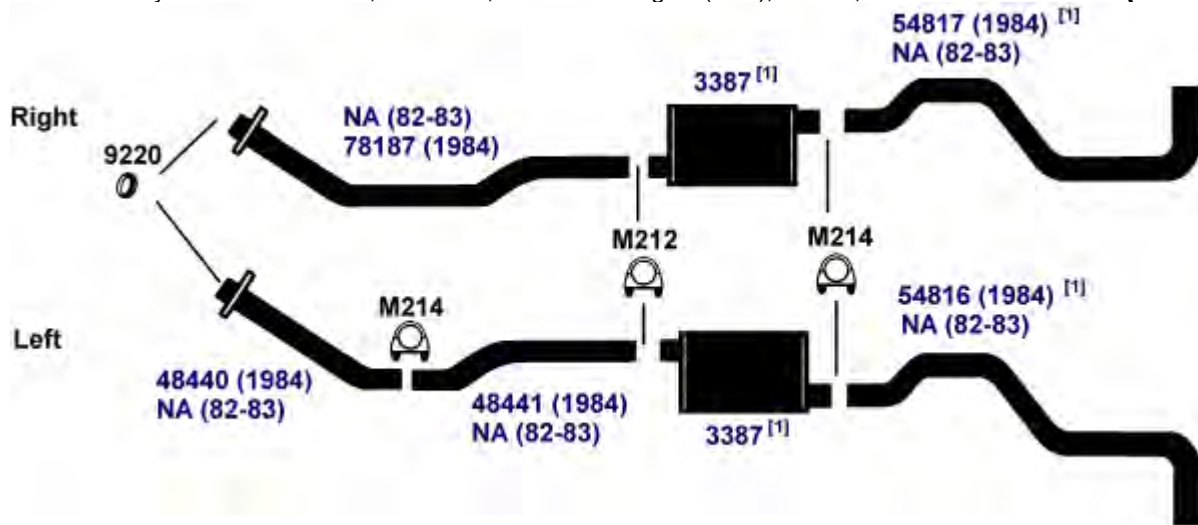
CHEVROLET / GMC SUBURBAN 2500 SERIES 4WD

83-84 8 Cyl. K20/K2500; Suburban 350L Engine (5.7L); 4 W.D.; 3/4 Ton **(22329E)**
80-82 8 Cyl. K20/K2500, Suburban, 350 Lt. Duty Engine (LS9), with Converter, 4 W.D., 3/4 Ton



DIRECT FIT MSL/MAXIMUM Muffler... 6557, Silentone DIY Muffler... 5542 and two 8907 Adapters and two M200 Clamps

82-84 8 Cyl. K20/K2500; Suburban; 379 Diesel Engine (6.2L); 4 W.D.; 3/4 Ton **(22343E)**



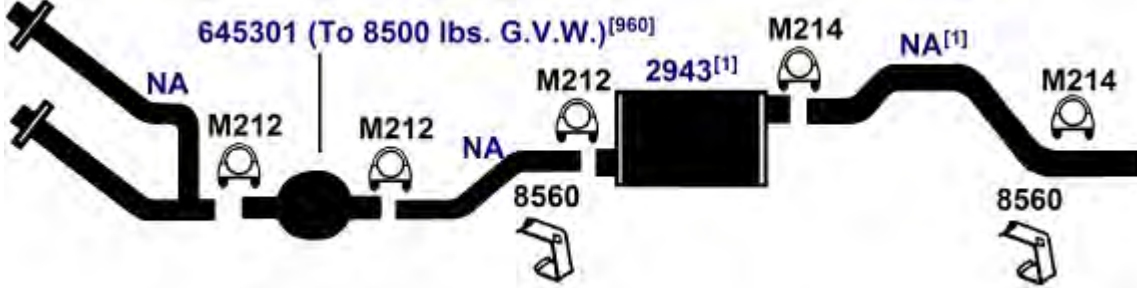
DIRECT FIT MSL/MAXIMUM Muffler... Left 700361, Right 700361, UNIVERSAL FIT MSL/MAXIMUM Muffler... Left 6505, Right 6505

NA-Not Available. NR-Not Required. FL-Remove and Re-Use Old Flange. ● Golden Warehouse. O.E.-Original Equipment.
 # Airtube Kit [4948] may be required to complete installation. EFI-Electronic Fuel Injection.

[1] OE system was a welded assembly. It is recommended that all parts noted [1] should be replaced. [958] Federal & California Emission vehicles. Not legal for sale for vehicles licensed in California.

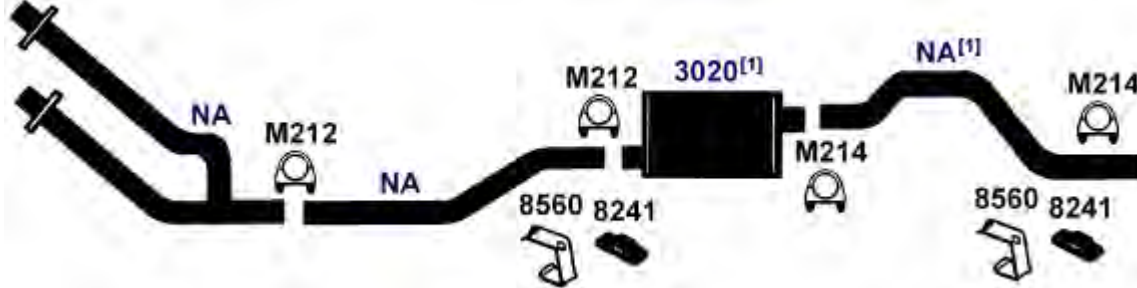
CHEVROLET / GMC SUBURBAN 2500 SERIES 4WD

(22324) 81-82 8 Cyl. K20/K2500; Suburban; 350L Engine; 4 W.D.; 3/4 Ton; California Models



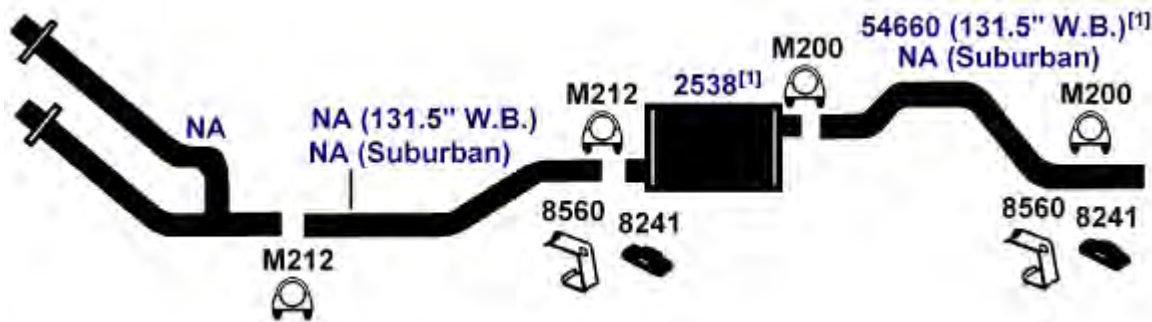
DIRECT FIT MSL/MAXIMUM Muffler... 700051, UNIVERSAL FIT MSL/MAXIMUM Muffler... 6505, Silentone DIY Muffler... 5508

(22317) 1980 8 Cyl. K20/K2500, Suburban, 400 Engine, 4 W.D., 3/4 Ton



UNIVERSAL FIT MSL/MAXIMUM Muffler... 6505, Silentone DIY Muffler... 5508

(22320) 1980 8 Cyl. K20/K2500, Suburban, 131.5" W.B.; 350 Engine with Heavy Duty 4-barrel Carb. LT9 Engine, 4 W.D, 3/4 Ton



DIRECT FIT MSL/MAXIMUM Muffler... 6505, Silentone DIY Muffler... 5512

NA-Not Available. NR-Not Required. FL-Remove and Re-Use Old Flange. ● Golden Warehouse. O.E.-Original Equipment.

Airtube Kit [4948] may be required to complete installation. EFI-Electronic Fuel Injection.

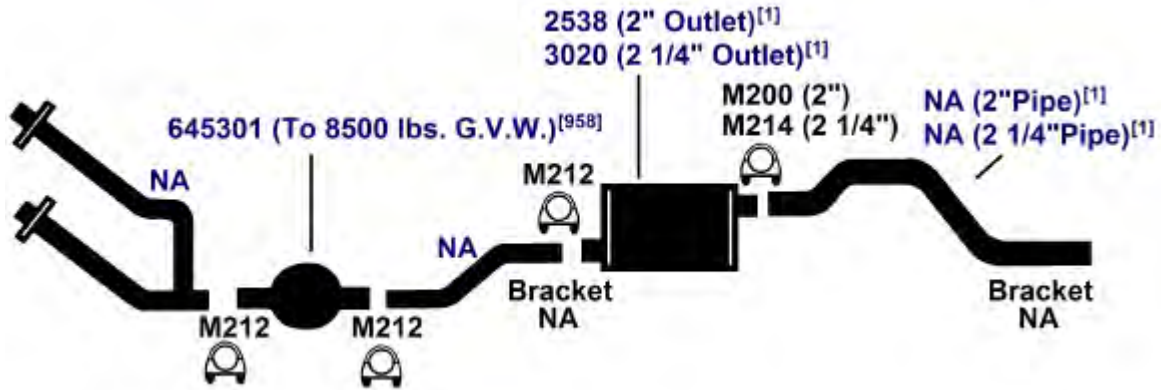
[1] OE system was a welded assembly. It is recommended that all parts noted [1] should be replaced.

[960] California Emission vehicles licensed in states other than California. Not legal for sale for vehicles licensed in California.

CHEVROLET / GMC SUBURBAN 2500 SERIES 4WD

1979 8 Cyl. K20/K2500, Suburban; 305, 350, 400 Engine; 4 W.D., 3/4 Ton

(22315)

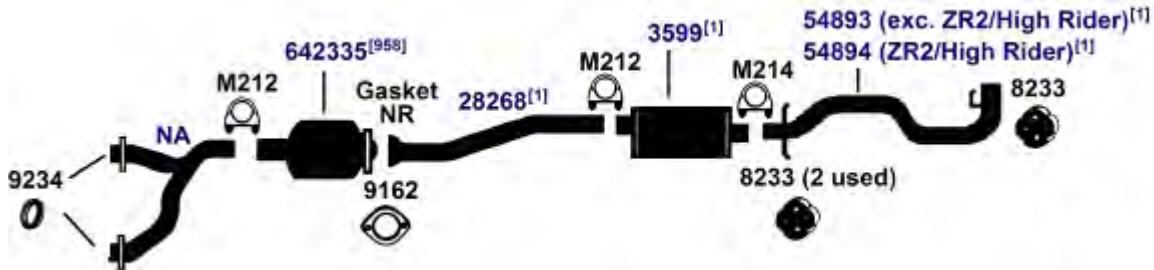


DIRECT FIT MSL/MAXIMUM Muffler... 2" OUTLET- 6505, UNIVERSAL FIT MSL/MAXIMUM Muffler... 2 1/4" OUTLET- 6505, Silentone DIY Muffler... 2" OUTLET- 5512, 2 1/4" OUTLET- 5508

CHEVROLET T10 / GMC T15, SONOMA PICKUP (4WD)

1994 6 Cyl. T10/T15; 108.3" W.B.; 262Z, 262W (4.3L) Engine; 4 W.D.

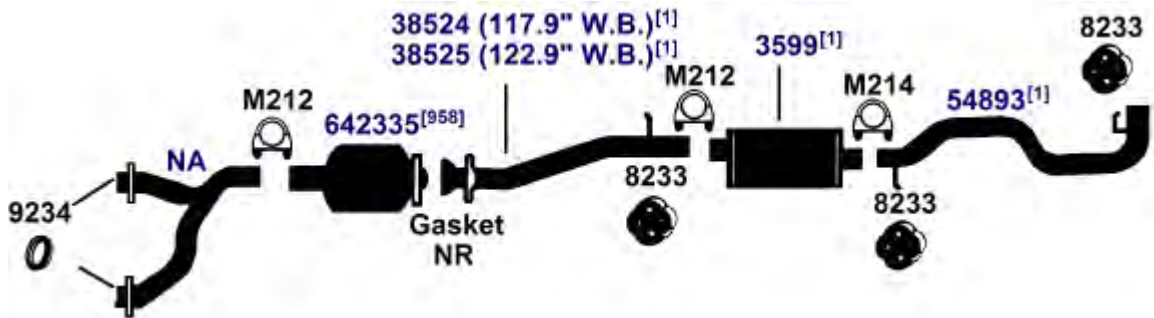
(20212)



DIRECT FIT MSL/MAXIMUM Muffler... 700020, Silentone DIY Muffler... 5561

1994 6 Cyl. T10/T15; 117.9", 122.9" (Extended Cab) W.B.; 262Z, 262W (4.3L) Engine; 4 W.D.

(20211)



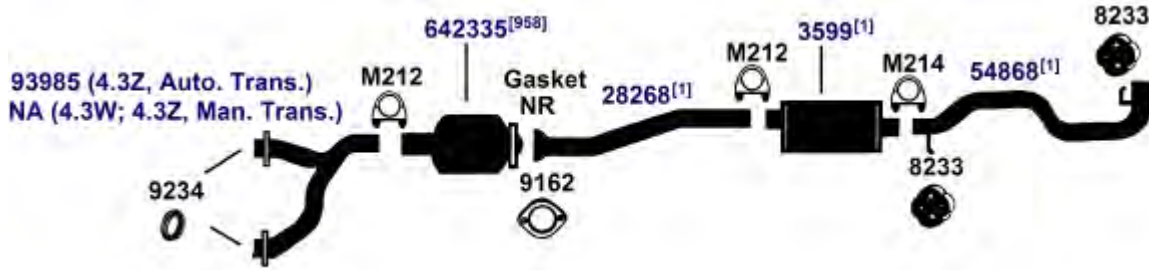
DIRECT FIT MSL/MAXIMUM Muffler... 700020, Silentone DIY Muffler... 5561

NA-Not Available. NR-Not Required. FL-Remove and Re-Use Old Flange. ● Golden Warehouse. O.E.-Original Equipment.
Airtube Kit [4948] may be required to complete installation. EFI-Electronic Fuel Injection.

[1] OE system was a welded assembly. It is recommended that all parts noted [1] should be replaced. [958] Federal & California Emission vehicles. Not legal for sale for vehicles licensed in California.

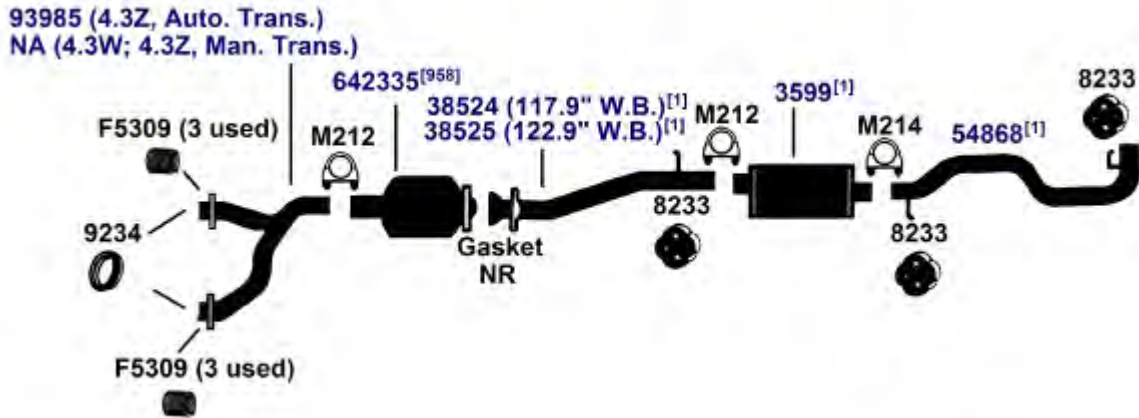
CHEVROLET T10 / GMC T15, SONOMA PICKUP (4WD)

(20210) 92-93 6 Cyl. T10/T15; 108.3" W.B.; 262Z, 262W (4.3L) Engine; 4 W.D. except Syclone



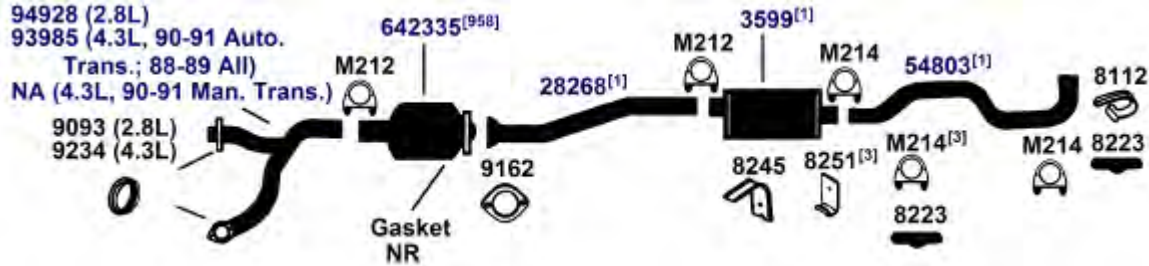
DIRECT FIT MSL/MAXIMUM Muffler... 700020, Silentone DIY Muffler... 5561

(20209) 92-93 6 Cyl. T10/T15; 117.9", 122.9" (Extended Cab) W.B.; 262Z, 262W (4.3L) Engine; 4 W.D.



DIRECT FIT MSL/MAXIMUM Muffler... 700020, Silentone DIY Muffler... 5561

(20206) 90-91 6 Cyl. T10/T15; 108.3" W.B.; 262 (4.3L) Engine; 4 W.D. except Syclone
88-89 6 Cyl. T10/T15; 108.3" W.B.; 173 (2.8L), 262 (4.3L) Engine; 4 W.D.



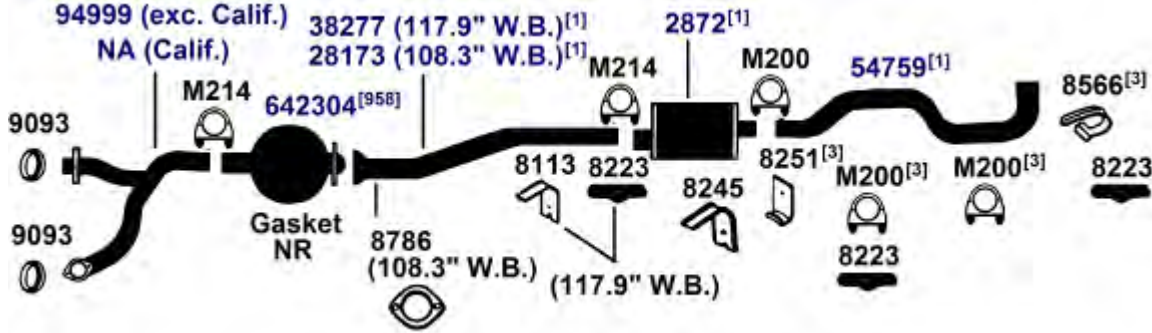
DIRECT FIT MSL/MAXIMUM Muffler... 700020, Silentone DIY Muffler... 5561

NA-Not Available. NR-Not Required. FL-Remove and Re-Use Old Flange. ● Golden Warehouse. O.E.-Original Equipment.
Airtube Kit [4948] may be required to complete installation. EFI-Electronic Fuel Injection.

- [1] OE system was a welded assembly. It is recommended that all parts noted [1] should be replaced. [958] Federal & California Emission vehicles. Not legal for sale for vehicles licensed in California.
- [3] Required for installation.

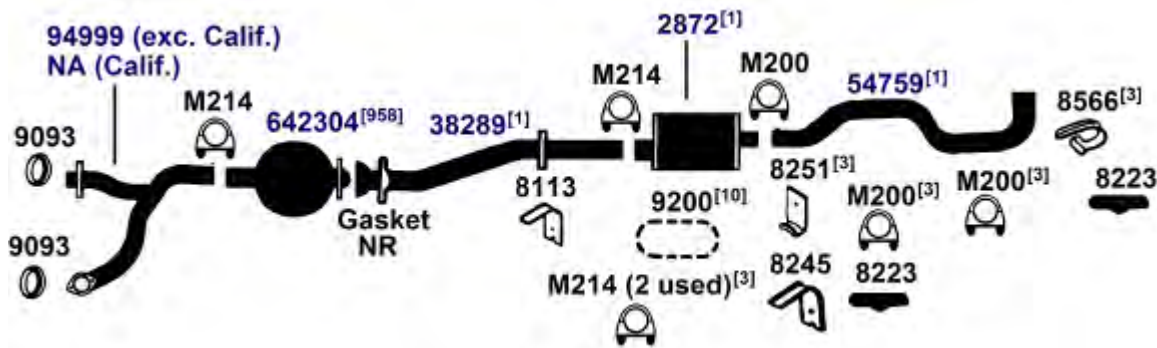
CHEVROLET T10 / GMC T15, SONOMA PICKUP (4WD)

(20202) 85-87 6 Cyl. T10/T15; 108.3", 117.9" W.B.; 173 (2.8L) Engine; 4 W.D.



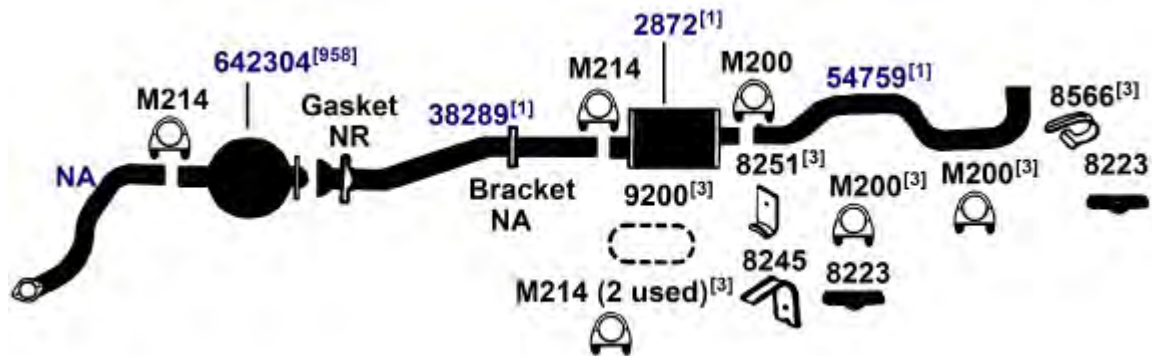
DIRECT FIT MSL/MAXIMUM Muffler... 6590, UNIVERSAL FIT MSL/MAXIMUM Muffler... 6504, Silentone DIY Muffler... 5502

(20200) 85-87 6 Cyl. T10/T15; 122.9" W.B. (Extended Cab); 173 (2.8L) Engine; 4 W.D.



DIRECT FIT MSL/MAXIMUM Muffler... 6590, UNIVERSAL FIT MSL/MAXIMUM Muffler... 6504, Silentone DIY Muffler... 5502

(20203E) 83-84 4 Cyl. T10/T15, 122.9" W.B. (Extended Cab); 1.9L, 2.0L Engine, 4 W.D.



DIRECT FIT MSL/MAXIMUM Muffler... 6590, UNIVERSAL FIT MSL/MAXIMUM Muffler... 6504, Silentone DIY Muffler... 5502

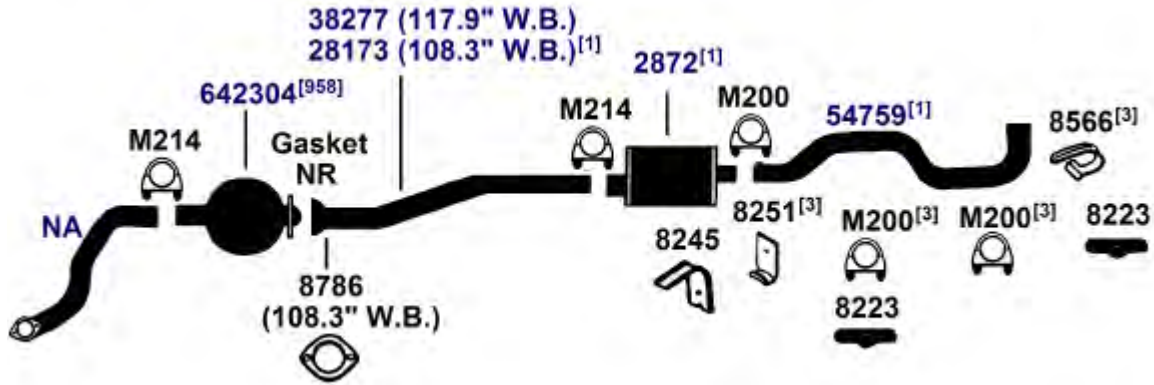
NA-Not Available. NR-Not Required. FL-Remove and Re-Use Old Flange. ● Golden Warehouse. O.E.-Original Equipment.
Airtube Kit [4948] may be required to complete installation. EFI-Electronic Fuel Injection.

- [1] OE system was a welded assembly. It is recommended that all parts noted [1] should be replaced.
- [3] Required for installation.

- [10] Required for installation on models with 122.9" W.B.
- [958] Federal & California Emission vehicles. Not legal for sale for vehicles licensed in California.

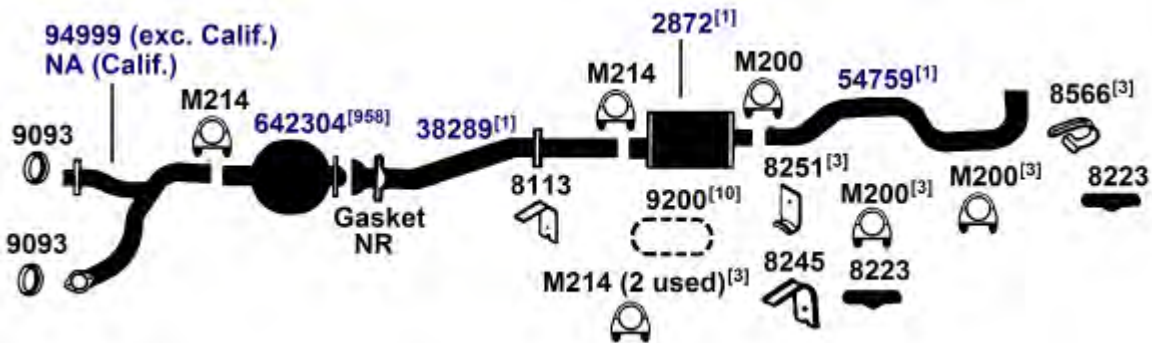
CHEVROLET T10 / GMC T15, SONOMA PICKUP (4WD)

83-84 4 Cyl. T10/T15, 108.3", 117.9" W.B.; 1.9L, 2.0L Engine; 4 W.D. (20205E)



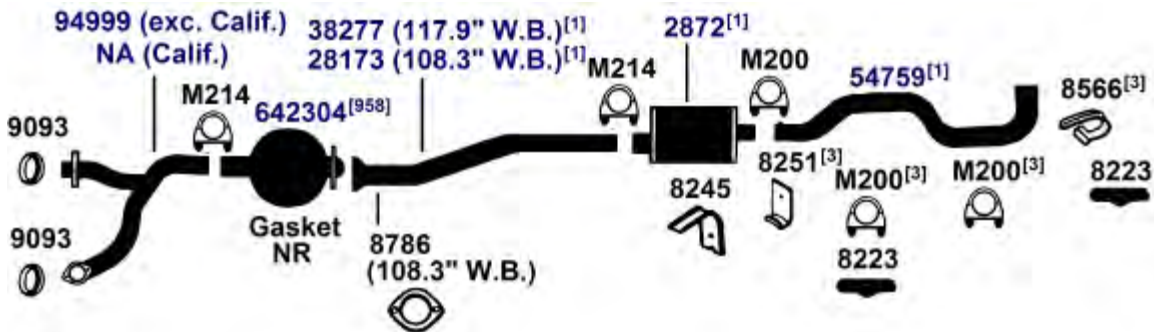
DIRECT FIT MSL/MAXIMUM Muffler... 6590, UNIVERSAL FIT MSL/MAXIMUM Muffler... 6504, Silentone DIY Muffler... 5502

83-84 6 Cyl. T10/T15; 122.9" W.B. (Extended Cab); 173 (2.8L) Engine; 4 W.D. (20200E)



DIRECT FIT MSL/MAXIMUM Muffler... 6590, UNIVERSAL FIT MSL/MAXIMUM Muffler... 6504, Silentone DIY Muffler... 5502

83-84 6 Cyl. T10/T15, 108.3", 117.9" W.B.; 173 Engine (2.8L), 4 W.D. (20202E)



DIRECT FIT MSL/MAXIMUM Muffler... 6590, UNIVERSAL FIT MSL/MAXIMUM Muffler... 6504, Silentone DIY Muffler... 5502

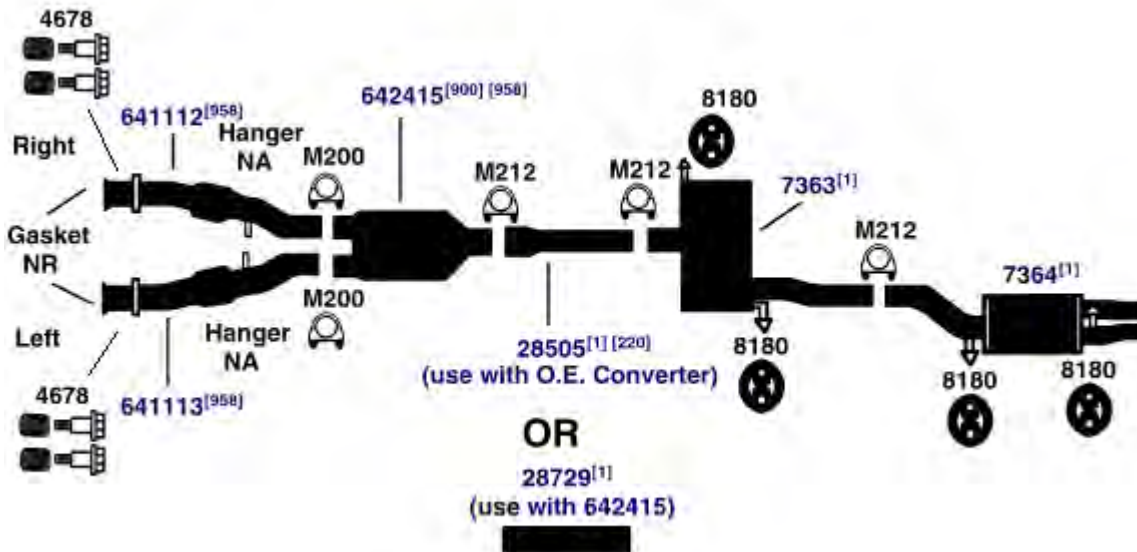
NA-Not Available. NR-Not Required. FL-Remove and Re-Use Old Flange. ● Golden Warehouse. O.E.-Original Equipment.
Airtube Kit [4948] may be required to complete installation. EFI-Electronic Fuel Injection.

- [1] OE system was a welded assembly. It is recommended that all parts noted [1] should be replaced.
- [3] Required for installation.
- [10] Required for installation on models with 122.9" W.B.
- [958] Federal & California Emission vehicles. Not legal for sale for vehicles licensed in California.

CHRYSLER

CHRYSLER CONCORDE

(14225) 93-94 6 Cyl. Concorde, 3.5L EFI Engine (216); with Catalytic Converter



NA-Not Available. NR-Not Required. FL-Remove and Re-Use Old Flange. ● Golden Warehouse. O.E.-Original Equipment.
Airtube Kit [4948] may be required to complete installation. EFI-Electronic Fuel Injection.

[1] OE system was a welded assembly. It is recommended that all parts noted [1] should be replaced.

[220] The O.E. extension pipe must be cut off 4" behind the pipe to converter weld.

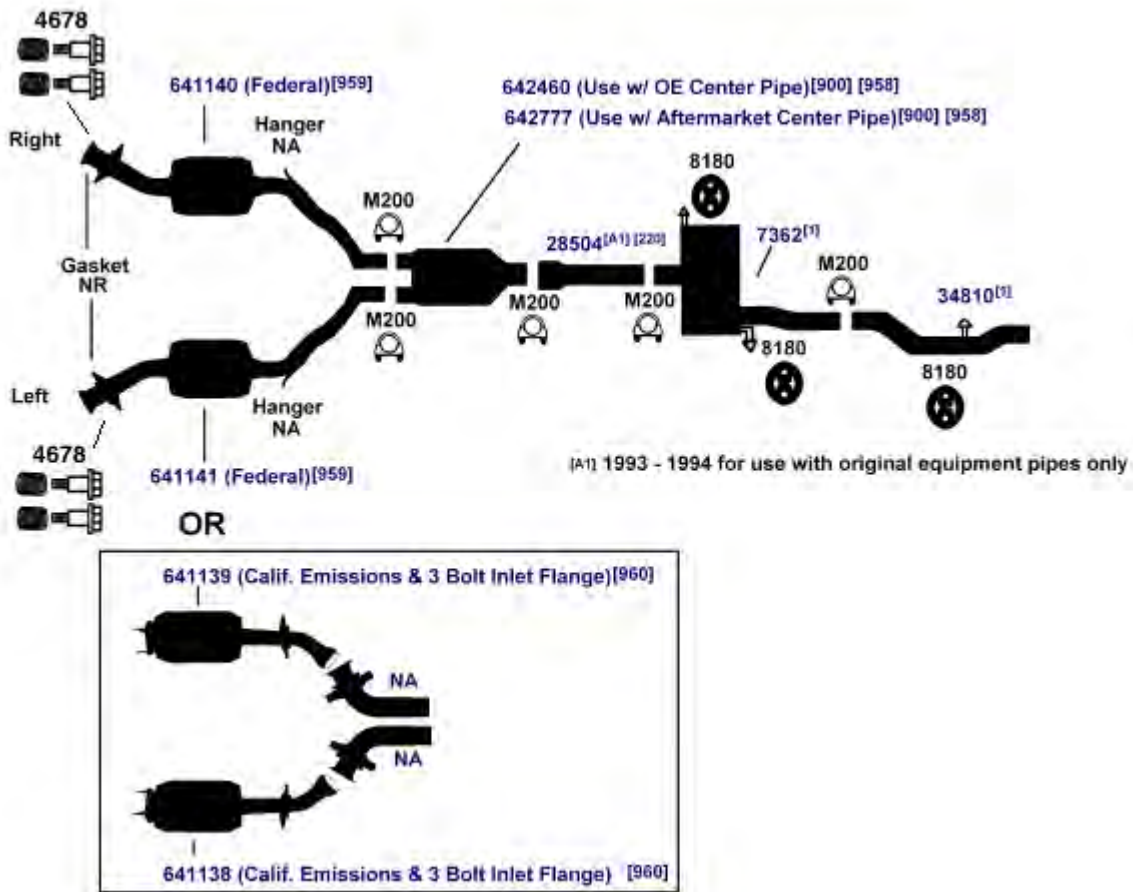
[900] Direct fit converter may require resizing, cutting or bushing.

[958] Federal & California Emission vehicles. Not legal for sale for vehicles licensed in California.

CHRYSLER CONCORDE

93-94 6 Cyl. Concorde, 3.3L EFI Engine (201); with Catalytic Converter

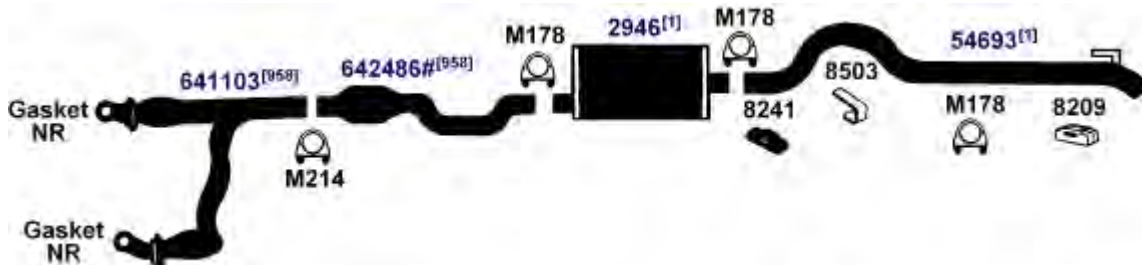
(14226)



CHRYSLER CORDOBA

82-83 8 Cyl. Cordoba, All Models with 5.2L, 318 Engine; 2-barrel Carb., with three Catalytic Converters

(3216)



DIRECT FIT MSL/MAXIMUM Muffler... 700053, UNIVERSAL FIT MSL/MAXIMUM Muffler... 6503, 709008, Silentone DIY Muffler... 5511

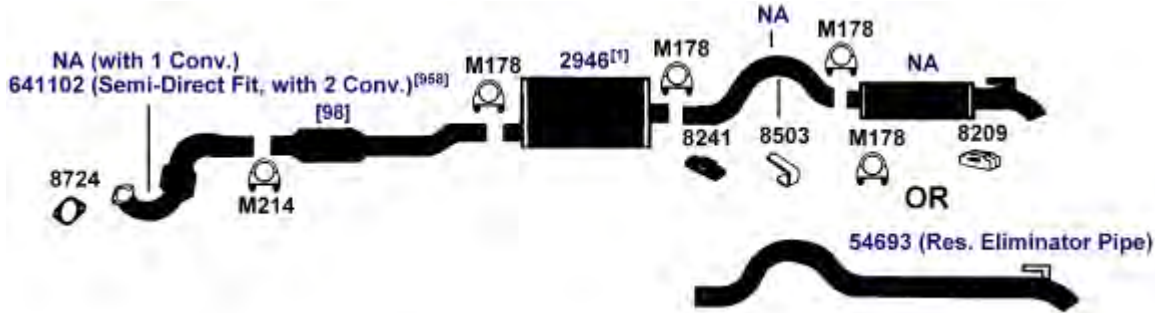
NA-Not Available. NR-Not Required. FL-Remove and Re-Use Old Flange. ● Golden Warehouse. O.E.-Original Equipment.
 # Airtube Kit [4948] may be required to complete installation. EFI-Electronic Fuel Injection.

[1] OE system was a welded assembly. It is recommended that all parts noted [1] should be replaced.
 [220] The O.E. extension pipe must be cut off 4" behind the pipe to converter weld.
 [900] Direct fit converter may require resizing, cutting or bushing.

[958] Federal & California Emission vehicles. Not legal for sale for vehicles licensed in California.
 [959] Federal Emission vehicles. Not legal for sale for vehicles licensed in California.
 [960] California Emission vehicles licensed in states other than California. Not legal for sale for vehicles licensed in California.

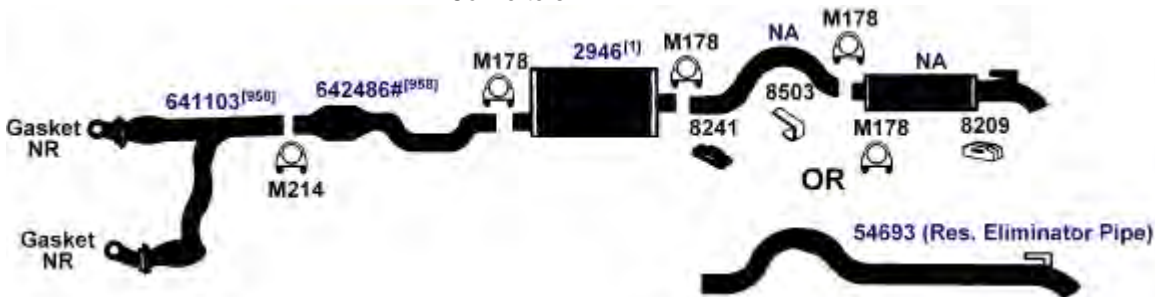
CHRYSLER CORDOBA

(3215) 80-83 6 Cyl. Cordoba, All Models with 3.7L, 225 Engine; 2-barrel Carb., with Catalytic Converter, with Resonator



DIRECT FIT MSL/MAXIMUM Muffler... Front Muffler- 700053, UNIVERSAL FIT MSL/MAXIMUM Muffler... Front Muffler- 709008, 6503, Silentone DIY Muffler... Front Muffler- 5511

(3214) 1982 8 Cyl. Cordoba, All Models with 5.2L, 318 Engine; 4-barrel Carb., with three Catalytic Converters



DIRECT FIT MSL/MAXIMUM Muffler... Front Muffler- 700053, UNIVERSAL FIT MSL/MAXIMUM Muffler... Front Muffler- 709008, 6503, Silentone DIY Muffler... Front Muffler- 5511

(3213) 81-82 6 Cyl. Cordoba, All Models with 3.7L, 225 Engine; with Catalytic Converter, without Resonator



DIRECT FIT MSL/MAXIMUM Muffler... 700053, UNIVERSAL FIT MSL/MAXIMUM Muffler... 6503, 709008, Silentone DIY Muffler... 5511

NA-Not Available. NR-Not Required. FL-Remove and Re-Use Old Flange. ● Golden Warehouse. O.E.-Original Equipment.

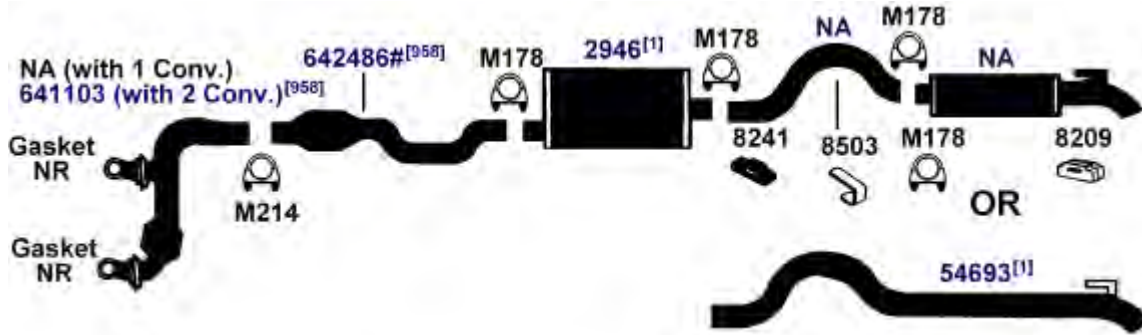
Airtube Kit [4948] may be required to complete installation. EFI-Electronic Fuel Injection.

[1] OE system was a welded assembly. It is recommended that all parts noted [1] should be replaced.

[98] Refer to current Catalytic Converter catalog or Website catalog for availability.

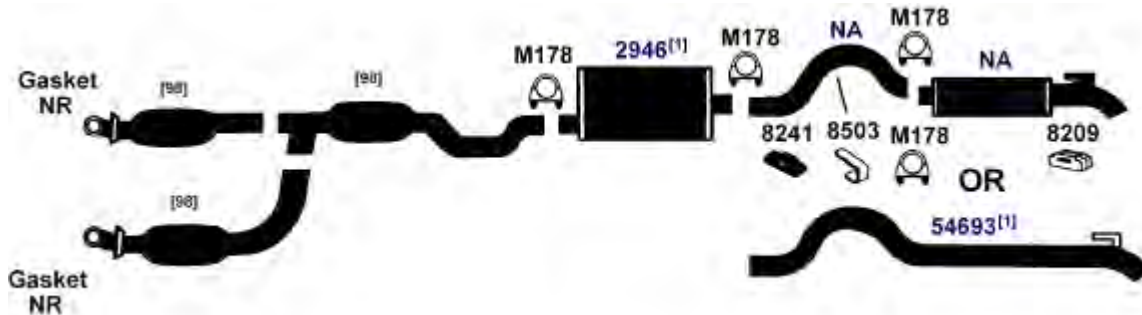
[958] Federal & California Emission vehicles. Not legal for sale for vehicles licensed in California.

81-82 8 Cyl. Cordoba, All Models with 5.2L, 318 Engine; 2, 4-barrel Carb.; with Catalytic Converter **(3211)**



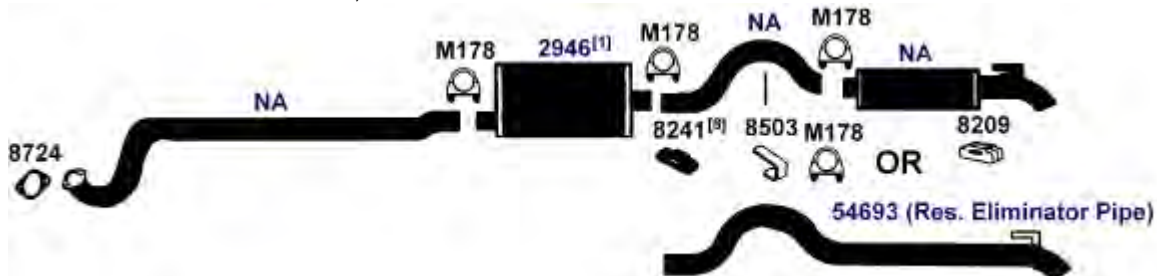
DIRECT FIT MSL/MAXIMUM Muffler... Front Muffler- 700053, UNIVERSAL FIT MSL/MAXIMUM Muffler... Front Muffler- 6503, 709008, Silentone DIY Muffler... Front Muffler- 5511

1981 8 Cyl. Cordoba, All Models with 5.2L, 318 Engine; 2, 4-barrel Carb.; with three Catalytic Converters **(3209)**



DIRECT FIT MSL/MAXIMUM Muffler... Front Muffler- 700053, UNIVERSAL FIT MSL/MAXIMUM Muffler... Front Muffler- 6503, 709008, Silentone DIY Muffler... Front Muffler- 5511

1980 6 Cyl. Cordoba, All Models with, 225 Engine, 2-barrel Carb.; without Catalytic Converter, with Resonator **(3208)**



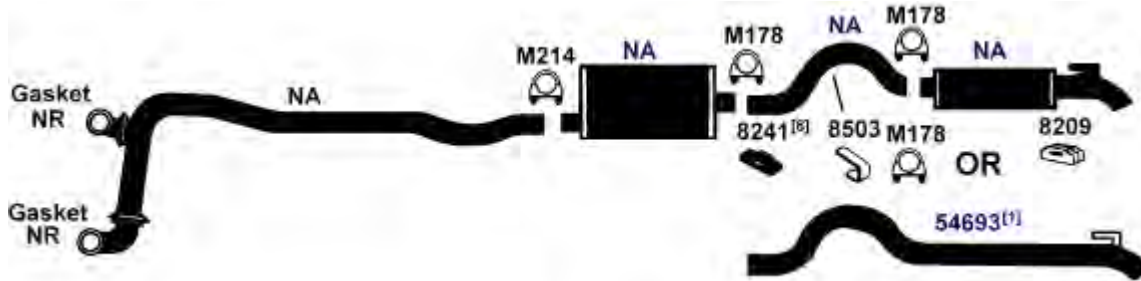
DIRECT FIT MSL/MAXIMUM Muffler... Front Muffler- 700053, UNIVERSAL FIT MSL/MAXIMUM Muffler... Front Muffler- 6503, 709008, Silentone DIY Muffler... Front Muffler- 5511

NA-Not Available. NR-Not Required. FL-Remove and Re-Use Old Flange. ● Golden Warehouse. O.E.-Original Equipment.
Airtube Kit [4948] may be required to complete installation. EFI-Electronic Fuel Injection.

- [1] OE system was a welded assembly. It is recommended that all parts noted [1] should be replaced.
- [8] Replaces rubber portion only.
- [98] Refer to current Catalytic Converter catalog or Website catalog for availability.
- [958] Federal & California Emission vehicles. Not legal for sale for vehicles licensed in California.

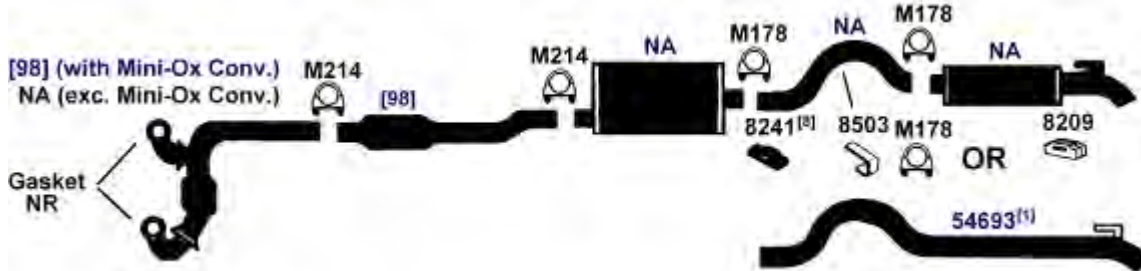
CHRYSLER CORDOBA

(3204) 1980 8 Cyl. Cordoba, All Models with 318 Engine; 2, 4-barrel Carb, without Catalytic Converter



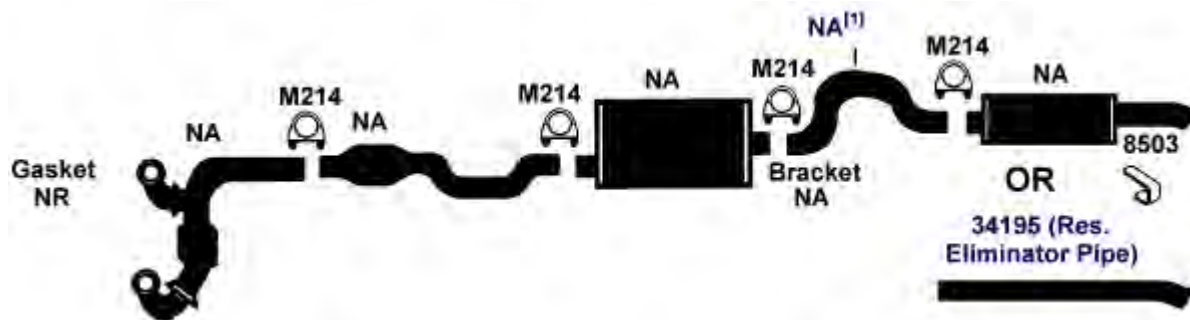
UNIVERSAL FIT MSL/MAXIMUM Muffler... Front Muffler- 6504, Silentone DIY Muffler... Front Muffler- 5502

(3203) 1980 8 Cyl. Cordoba, All Models with 318 Engine; 2, 4-barrel Carb, with Catalytic Converters



UNIVERSAL FIT MSL/MAXIMUM Muffler... Front Muffler- 6504, Silentone DIY Muffler... Front Muffler- 5502

(3199) 1979 8 Cyl. Cordoba, All Models with 360 Engine, 2-barrel Carb.; with Catalytic Converter, with Resonator



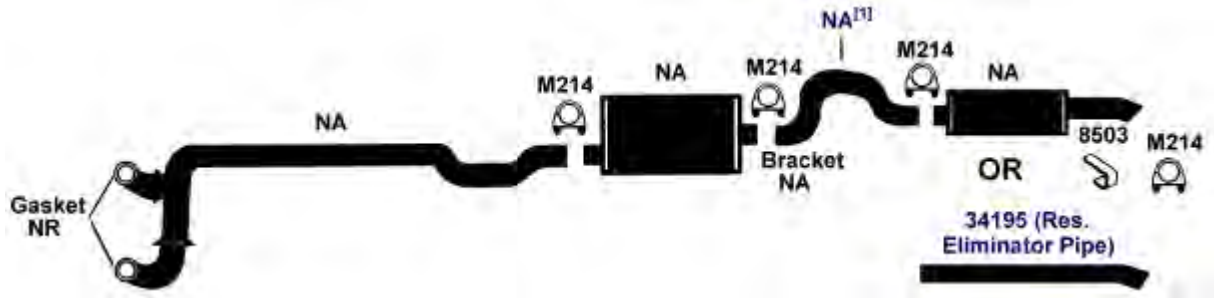
DIRECT FIT MSL/MAXIMUM Muffler... Front Muffler- 6597, UNIVERSAL FIT MSL/MAXIMUM Muffler... Front Muffler- 6533, 709014, 709992, Silentone DIY Muffler... Front Muffler- 5505

NA-Not Available. NR-Not Required. FL-Remove and Re-Use Old Flange. ● Golden Warehouse. O.E.-Original Equipment.
Airtube Kit [4948] may be required to complete installation. EFI-Electronic Fuel Injection.

- [1] OE system was a welded assembly. It is recommended that all parts noted [1] should be replaced.
[98] Refer to current Catalytic Converter catalog or Website catalog for availability.
[8] Replaces rubber portion only.

CHRYSLER CORDOBA

1979 8 Cyl. Cordoba, All Models with 360 Engine, 2-barrel Carb.; without Catalytic Converter (3200)

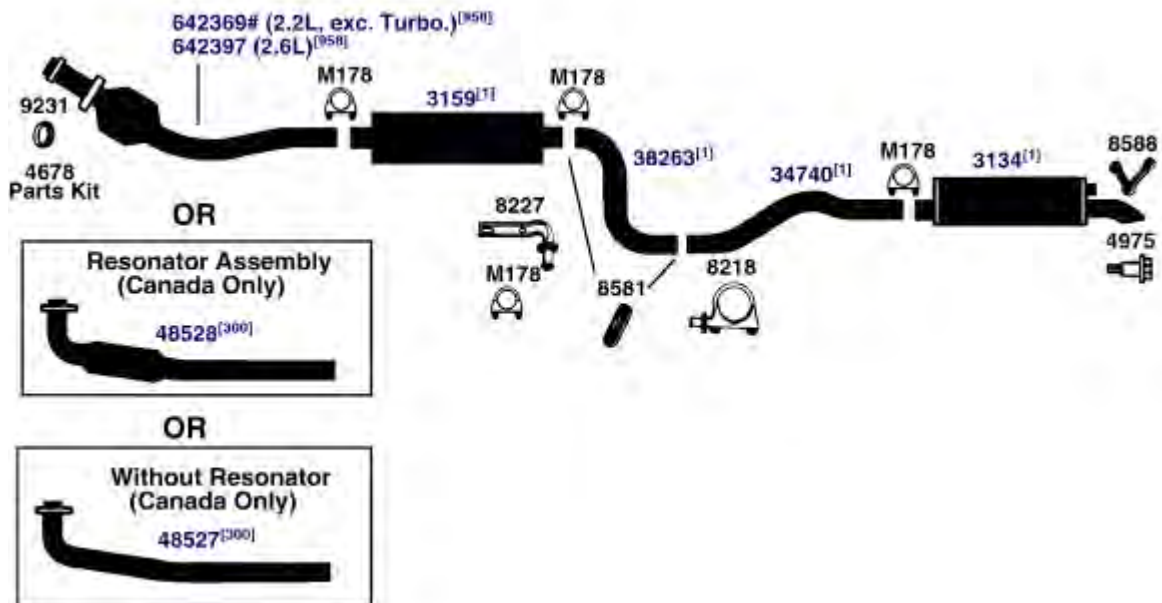


DIRECT FIT MSL/MAXIMUM Muffler... Front Muffler- 6597, UNIVERSAL FIT MSL/MAXIMUM Muffler... Front Muffler- 6533, 709014, 709992, Silentone DIY Muffler... Front Muffler- 5505

CHRYSLER E-CLASS

83-84 4 Cyl. "E" Class, 4-Door; 2.2L Carb., 2.2L EFI Turbo Engine; with Catalytic Converter, with Resonator (3238)

83-84 4 Cyl. "E" Class, 4-Door; 2.6L Engine, with Catalytic Converter, with Resonator



DIRECT FIT MSL/MAXIMUM Muffler... Front Muffler- 700067, Rear Muffler- 6550, Silentone DIY Muffler... Rear Muffler- 5537

NA-Not Available. NR-Not Required. FL-Remove and Re-Use Old Flange. ● Golden Warehouse. O.E.-Original Equipment.

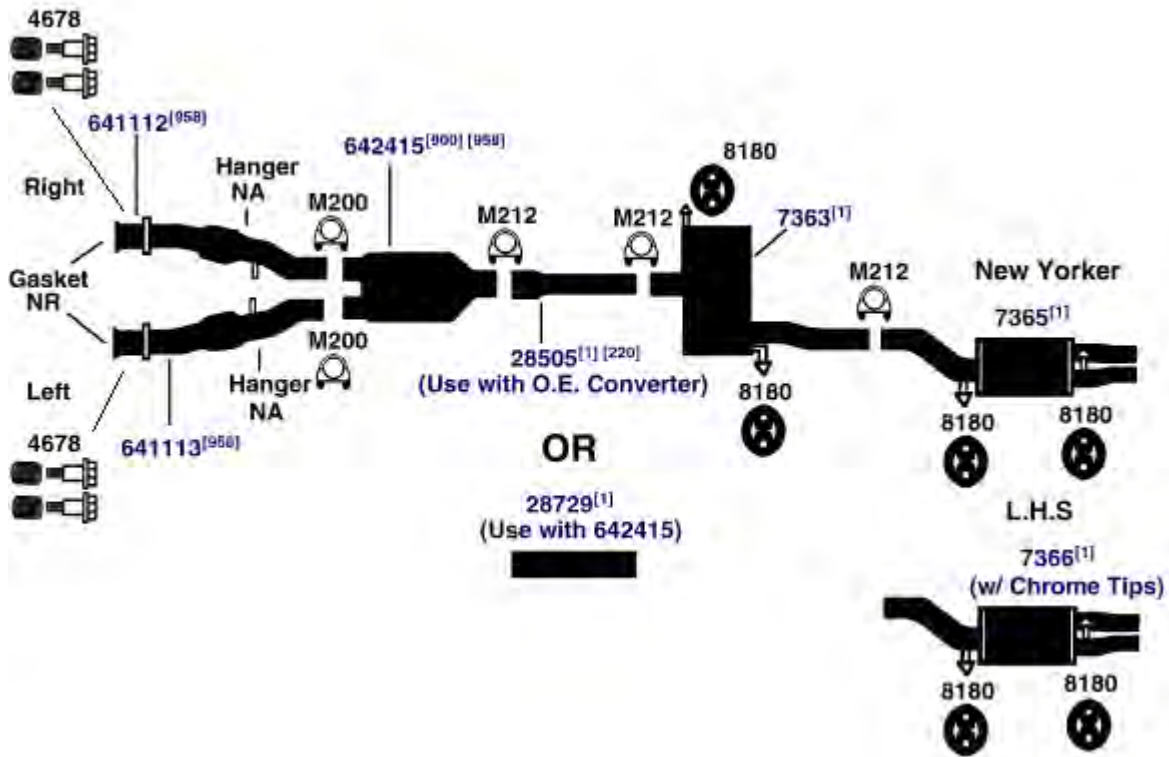
Airtube Kit [4948] may be required to complete installation. EFI-Electronic Fuel Injection.

[1] OE system was a welded assembly. It is recommended that all parts noted [1] should be replaced. [958] Federal & California Emission vehicles. Not legal for sale for vehicles licensed in California.

[300] For use when resonator originated from O.E. manufacturer.

CHRYSLER FIFTH AVE., LHS, NEW YORKER

(3147)	1994	6 Cyl.	LHS, 3.5L EFI Engine (216), with Catalytic Converter
	1994	6 Cyl.	New Yorker, 3.5L EFI Engine (216), with Catalytic Converter



(3144)	1993	6 Cyl.	New Yorker Salon, 3.3L EFI Engine (201), with Catalytic Converter
	1992	6 Cyl.	New Yorker Salon, Fifth Avenue; 3.3L EFI Engine (201); with Catalytic Converter



DIRECT FIT MSL/MAXIMUM Muffler... 700106, UNIVERSAL FIT MSL/MAXIMUM Muffler... 6529, 709993

NA-Not Available. NR-Not Required. FL-Remove and Re-Use Old Flange. ● Golden Warehouse. O.E.-Original Equipment.
 # Airtube Kit [4948] may be required to complete installation. EFI-Electronic Fuel Injection.

[1] OE system was a welded assembly. It is recommended that all parts noted [1] should be replaced.

[213] Required for installation on 1993 models.

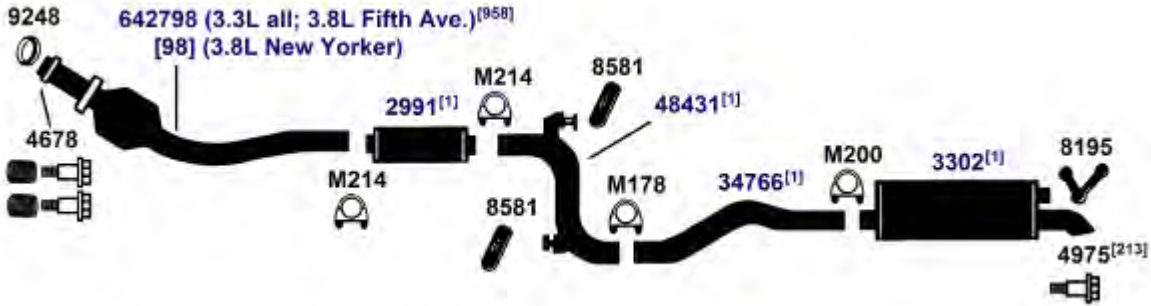
[220] The O.E. extension pipe must be cut off 4" behind the pipe to converter weld.

[900] Direct fit converter may require resizing, cutting or bushing.

[958] Federal & California Emission vehicles. Not legal for sale for vehicles licensed in California.

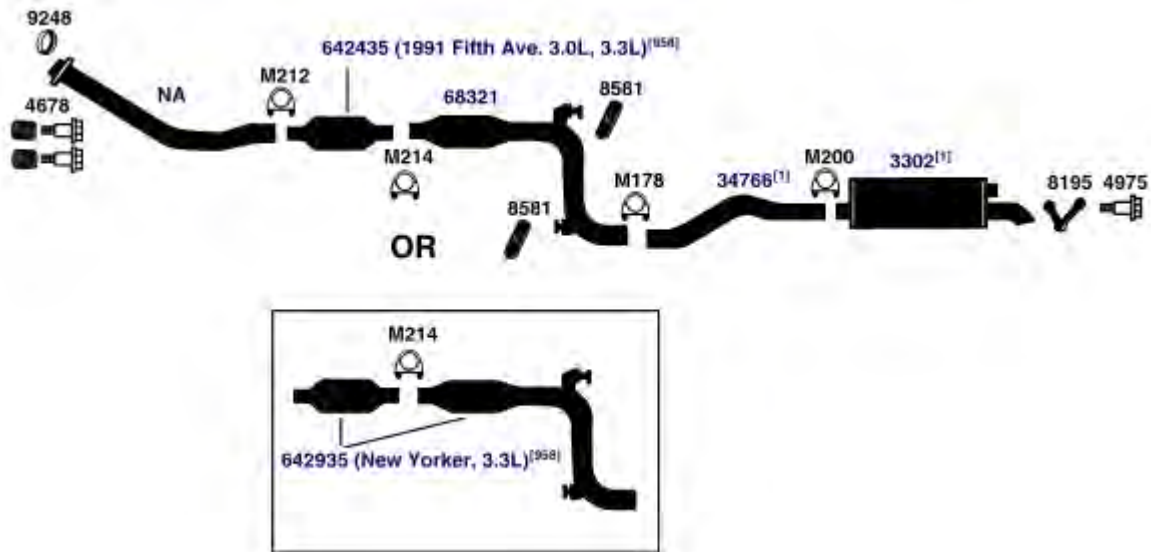
CHRYSLER FIFTH AVE., LHS, NEW YORKER

1993 6 Cyl. New Yorker, Fifth Avenue; 3.3L, 3.8L EFI Engine; with Catalytic Converter (3145)



DIRECT FIT MSL/MAXIMUM Muffler... Front Muffler- 700054, Rear Muffler- 700106, UNIVERSAL FIT MSL/MAXIMUM Muffler... Front Muffler- 6526, Rear Muffler- 6529, 709993, Silentone DIY Muffler... Front Muffler- 5559

1991 6 Cyl. New Yorker Landau, Salon, Fifth Avenue; 3.0L, 3.3L EFI Engine (181, 201); with Catalytic Converter (3143)



DIRECT FIT MSL/MAXIMUM Muffler... 700106, UNIVERSAL FIT MSL/MAXIMUM Muffler... 6529, 709993

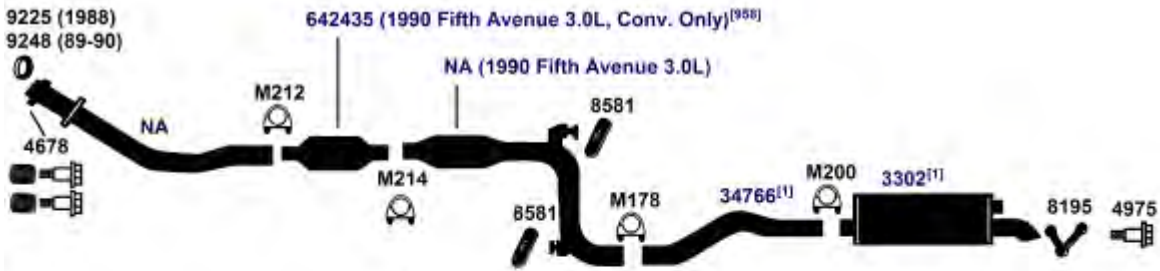
NA-Not Available. NR-Not Required. FL-Remove and Re-Use Old Flange. ● Golden Warehouse. O.E.-Original Equipment.
Airtube Kit [4948] may be required to complete installation. EFI-Electronic Fuel Injection.

[1] OE system was a welded assembly. It is recommended that all parts noted [1] should be replaced.
[98] Refer to current Catalytic Converter catalog or Website catalog for availability.

[213] Required for installation on 1993 models.
[958] Federal & California Emission vehicles. Not legal for sale for vehicles licensed in California.

CHRYSLER FIFTH AVE., LHS, NEW YORKER

(3142)	1990	6 Cyl.	New Yorker Landau, Salon, Fifth Avenue; (Front Wheel Drive); 3.0L, 3.3L EFI Engine (181, 201); with Catalytic Converter
	88-89	6 Cyl.	New Yorker (Front Wheel Drive); 3.0L EFI Engine (181), with Catalytic Converter



OR



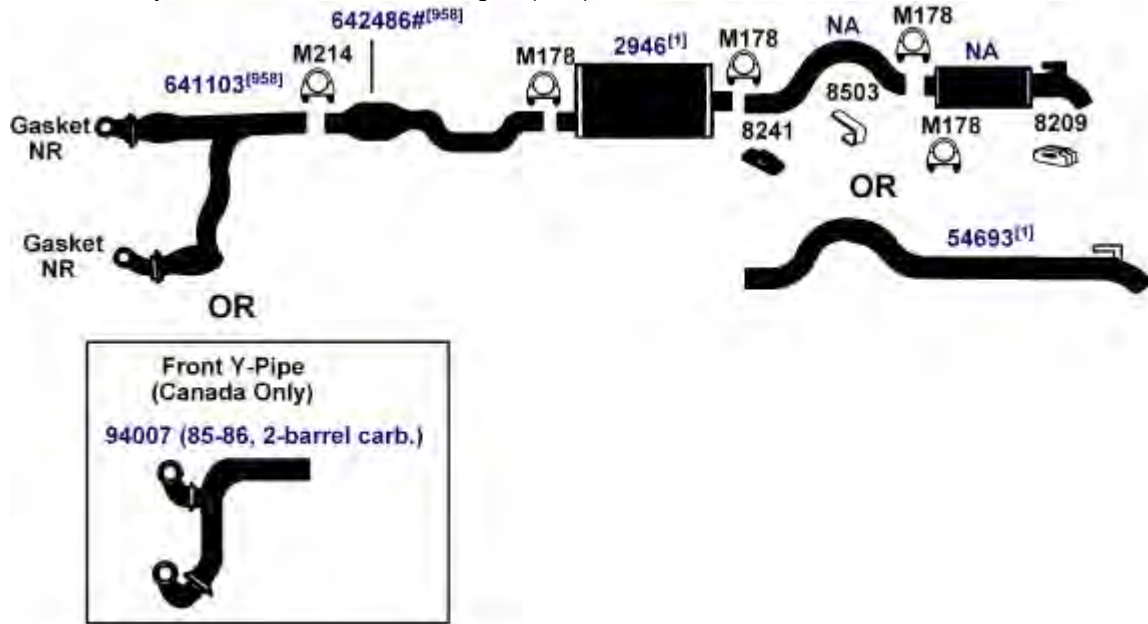
DIRECT FIT MSL/MAXIMUM Muffler... 700106, UNIVERSAL FIT MSL/MAXIMUM Muffler... 6529, 709993

NA-Not Available. NR-Not Required. FL-Remove and Re-Use Old Flange. ● Golden Warehouse. O.E.-Original Equipment.
Airtube Kit [4948] may be required to complete installation. EFI-Electronic Fuel Injection.

[1] OE system was a welded assembly. It is recommended that all parts noted [1] should be replaced. [958] Federal & California Emission vehicles. Not legal for sale for vehicles licensed in California.

CHRYSLER FIFTH AVE., LHS, NEW YORKER

85-89 8 Cyl. Fifth Avenue, 318 2,4 Barrel Engine (5.2L); 4-Door; with Converter **(3135)**
1985 8 Cyl. Fifth Avenue, 318 Engine (5.2L), 4-Door; with Converter



DIRECT FIT MSL/MAXIMUM Muffler... Front Muffler- 700053, UNIVERSAL FIT MSL/MAXIMUM Muffler... Front Muffler- 6503, 709008, Silentone DIY Muffler... Front Muffler- 5511

87-88 4 Cyl. New Yorker (Front Wheel Drive); 2.2L EFI Turbocharged Engine; 4-Door; with Catalytic Converter **(3141)**



UNIVERSAL FIT MSL/MAXIMUM Muffler... 6582

NA-Not Available. NR-Not Required. FL-Remove and Re-Use Old Flange. ● Golden Warehouse. O.E.-Original Equipment.
 # Airtube Kit [4948] may be required to complete installation. EFI-Electronic Fuel Injection.

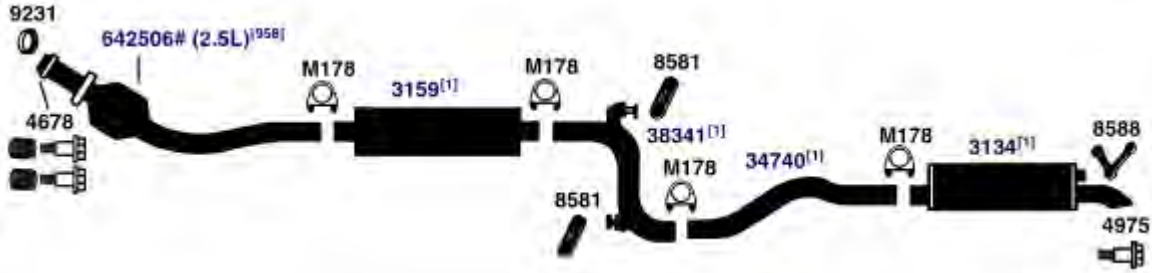
[1] OE system was a welded assembly. It is recommended that all parts noted [1] should be replaced.

[931] This unit was designed to fit many applications. Measurement of the old unit and cutting of new unit is required.

[958] Federal & California Emission vehicles. Not legal for sale for vehicles licensed in California.

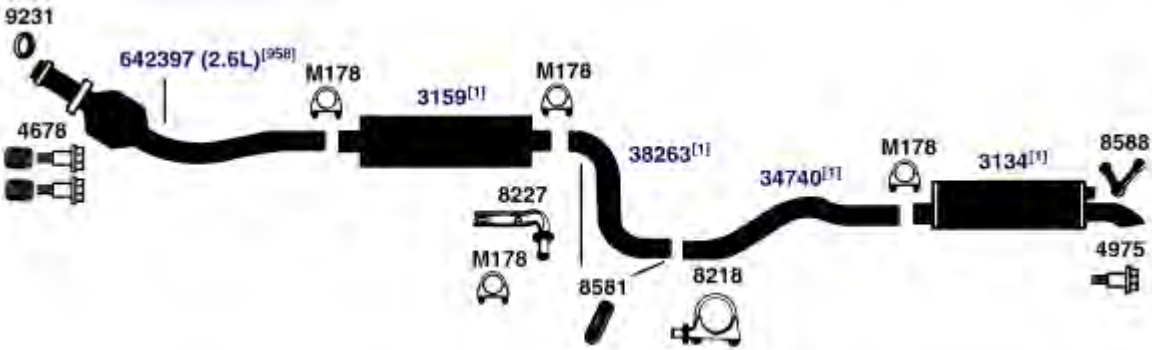
CHRYSLER FIFTH AVE., LHS, NEW YORKER

(3140) 86-87 4 Cyl. New Yorker (Front Wheel Drive); 2.2L EFI (except Turbocharger), 2.5L EFI Engine; 4-Door; with Catalytic Converter, with Resonator



DIRECT FIT MSL/MAXIMUM Muffler... Front Muffler- 700067, Rear Muffler- 6550, Silentone DIY Muffler... Rear Muffler- 5537

(3138) 1985 4 Cyl. New Yorker (Front Wheel Drive); 2.2L EFI (except Turbocharger), 2.6L 2-barrel Engine; 4-Door; with Converter, with Resonator



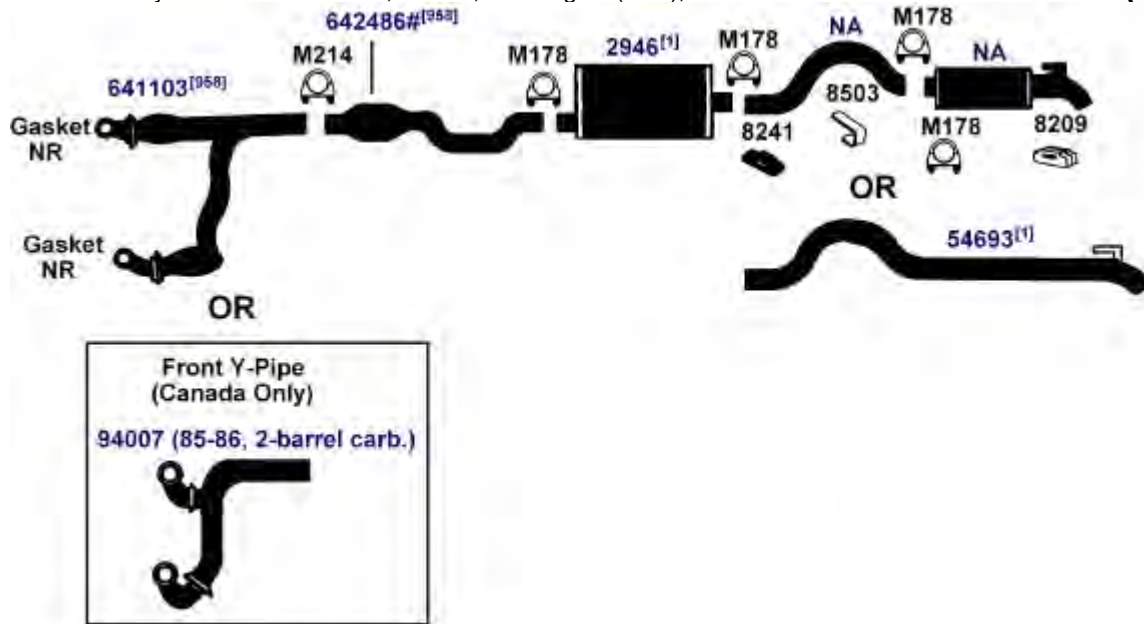
DIRECT FIT MSL/MAXIMUM Muffler... Front Muffler- 700067, Rear Muffler- 6550, Silentone DIY Muffler... Rear Muffler- 5537

NA-Not Available. NR-Not Required. FL-Remove and Re-Use Old Flange. ● Golden Warehouse. O.E.-Original Equipment.
Airtube Kit [4948] may be required to complete installation. EFI-Electronic Fuel Injection.

[1] OE system was a welded assembly. It is recommended that all parts noted [1] should be replaced. [958] Federal & California Emission vehicles. Not legal for sale for vehicles licensed in California.

CHRYSLER FIFTH AVE., LHS, NEW YORKER

1984 8 Cyl. Fifth Avenue, 4-Door; 318 Engine (5.2L); with Converter (3135E)



DIRECT FIT MSL/MAXIMUM Muffler... Front Muffler- 700053, UNIVERSAL FIT MSL/MAXIMUM Muffler... Front Muffler- 6503, 709008, Silentone DIY Muffler... Front Muffler- 5511

83-84 4 Cyl. New Yorker (Front Wheel Drive), 2.6L Engine, with Catalytic Converter, with Resonator (3133)

83-84 4 Cyl. New Yorker (Front Wheel Drive), 2.2L EFI Engine, with Catalytic Converter, with Resonator, except Turbo



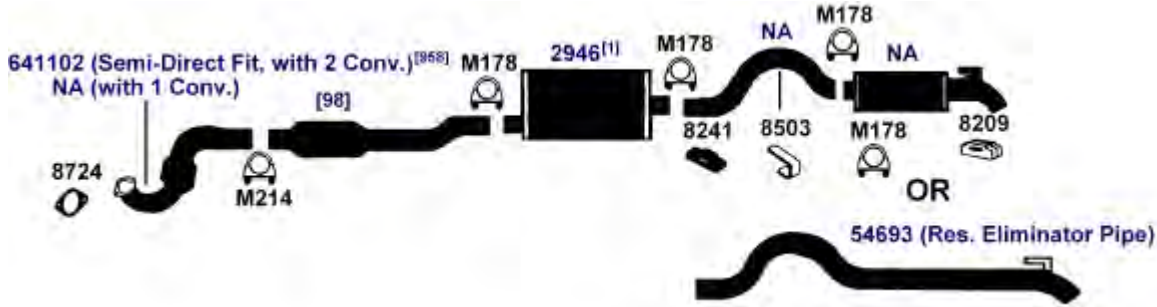
DIRECT FIT MSL/MAXIMUM Muffler... Front Muffler- 700067, Rear Muffler- 6550, Silentone DIY Muffler... Rear Muffler- 5537

NA-Not Available. NR-Not Required. FL-Remove and Re-Use Old Flange. ● Golden Warehouse. O.E.-Original Equipment.
Airtube Kit [4948] may be required to complete installation. EFI-Electronic Fuel Injection.

[1] OE system was a welded assembly. It is recommended that all parts noted [1] should be replaced. [958] Federal & California Emission vehicles. Not legal for sale for vehicles licensed in California.

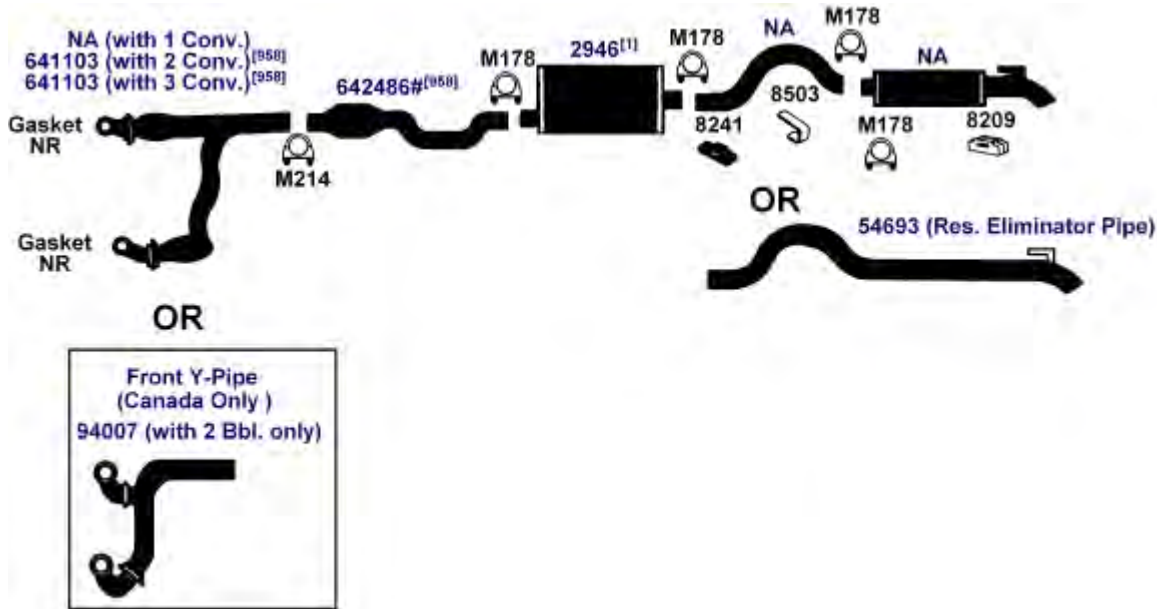
CHRYSLER FIFTH AVE., LHS, NEW YORKER

(3132) 82-83 6 Cyl. New Yorker, Fifth Avenue; 3.7L, 225 Engine; with Catalytic Converter, with Resonator



DIRECT FIT MSL/MAXIMUM Muffler... Front Muffler- 700053, UNIVERSAL FIT MSL/MAXIMUM Muffler... Front Muffler- 6503, 709008, Silentone DIY Muffler... Front Muffler- 5511

(3131) 82-83 8 Cyl. New Yorker, Fifth Avenue; 318 (5.2L) Engine; with Catalytic Converter, with Resonator



DIRECT FIT MSL/MAXIMUM Muffler... Front Muffler- 700053, UNIVERSAL FIT MSL/MAXIMUM Muffler... Front Muffler- 6503, 709008, Silentone DIY Muffler... Front Muffler- 5511

NA-Not Available. NR-Not Required. FL-Remove and Re-Use Old Flange. ● Golden Warehouse. O.E.-Original Equipment.
Airtube Kit [4948] may be required to complete installation. EFI-Electronic Fuel Injection.

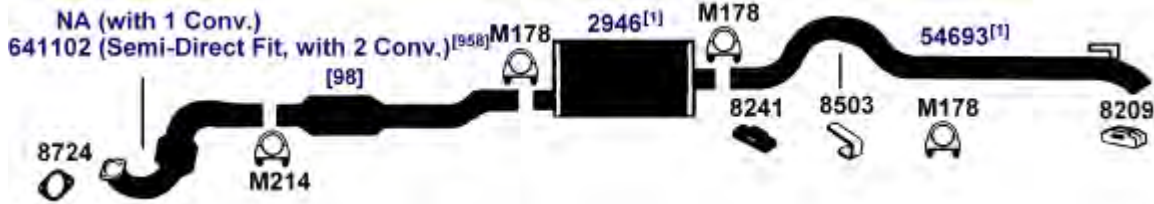
[1] OE system was a welded assembly. It is recommended that all parts noted [1] should be replaced.

[958] Federal & California Emission vehicles. Not legal for sale for vehicles licensed in California.

[98] Refer to current Catalytic Converter catalog or Website catalog for availability.

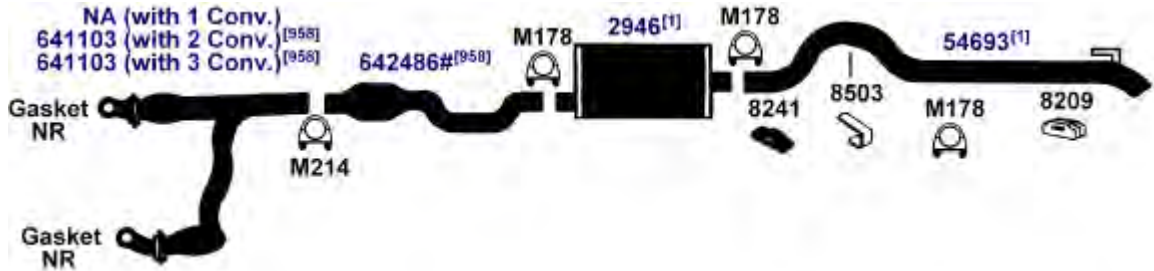
CHRYSLER FIFTH AVE., LHS, NEW YORKER

1982 6 Cyl. New Yorker, 3.7L, 225 Engine; with Catalytic Converter, without Resonator (3130)



DIRECT FIT MSL/MAXIMUM Muffler... 700053, UNIVERSAL FIT MSL/MAXIMUM Muffler... 6503, 709008, Silentone DIY Muffler... 5511

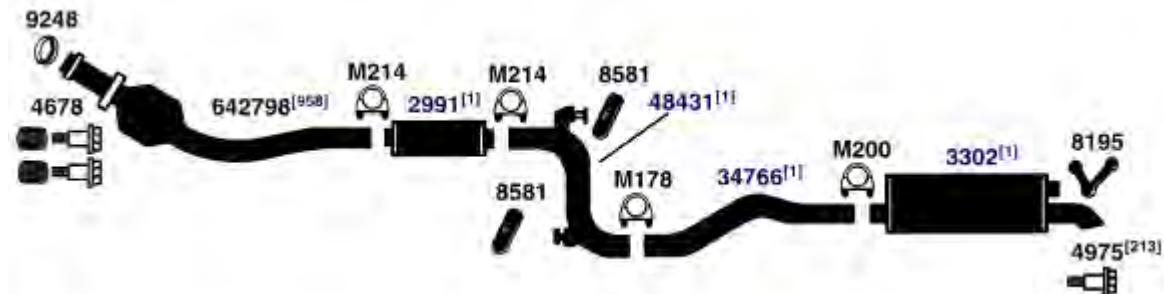
1982 8 Cyl. New Yorker, 5.2L, 318 Engine; with three Catalytic Converters, without Resonator (3129)



DIRECT FIT MSL/MAXIMUM Muffler... 700053, UNIVERSAL FIT MSL/MAXIMUM Muffler... 6503, 709008, Silentone DIY Muffler... 5511

CHRYSLER IMPERIAL

1993 6 Cyl. Imperial (Front Wheel Drive); 230 EFI Engine (3.8L); with Catalytic Converter (3277)



DIRECT FIT MSL/MAXIMUM Muffler... Front Muffler- 700054, Rear Muffler- 700106, UNIVERSAL FIT MSL/MAXIMUM Muffler... Front Muffler- 6526, Rear Muffler- 709993, 6529, Silentone DIY Muffler... Front Muffler- 5559

NA-Not Available. NR-Not Required. FL-Remove and Re-Use Old Flange. ● Golden Warehouse. O.E.-Original Equipment.

Airtube Kit [4948] may be required to complete installation. EFI-Electronic Fuel Injection.

[1] OE system was a welded assembly. It is recommended that all parts noted [1] should be replaced.

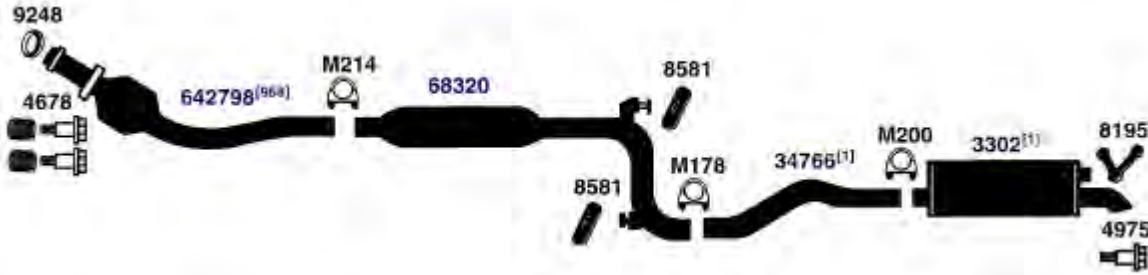
[98] Refer to current Catalytic Converter catalog or Website catalog for availability.

[213] Required for installation on 1993 models.

[958] Federal & California Emission vehicles. Not legal for sale for vehicles licensed in California.

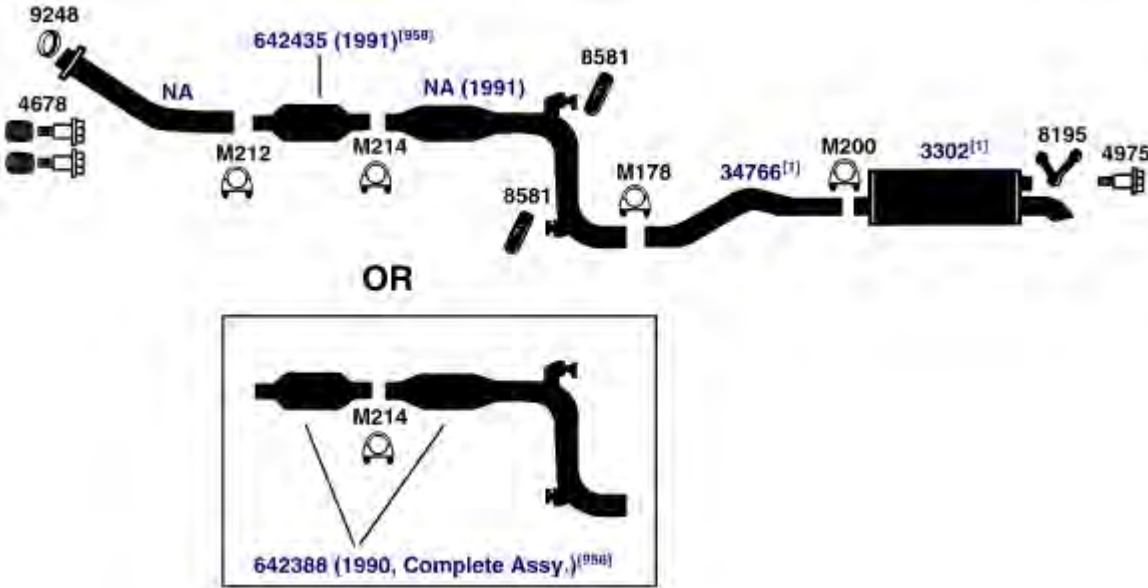
CHRYSLER IMPERIAL

(3276) 1992 6 Cyl. Imperial (Front Wheel Drive); 230 EFI Engine (3.8L); with Catalytic Converter



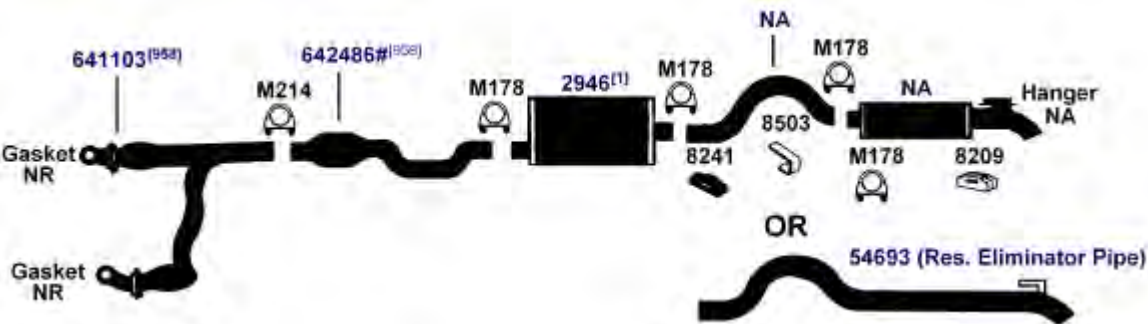
DIRECT FIT MSL/MAXIMUM Muffler... 700106, UNIVERSAL FIT MSL/MAXIMUM Muffler... 6529, 709993

(3275) 90-91 6 Cyl. Imperial (Front Wheel Drive), 201 EFI Engine (3.3L); with Catalytic Converter



DIRECT FIT MSL/MAXIMUM Muffler... 700106, UNIVERSAL FIT MSL/MAXIMUM Muffler... 6529, 709993

(3273) 1983 8 Cyl. Imperial, 5.2L, 318 Engine; Fuel Injection, with three Catalytic Converters, with Resonator
1982 8 Cyl. Imperial, 5.2L, 318 EFI Engine



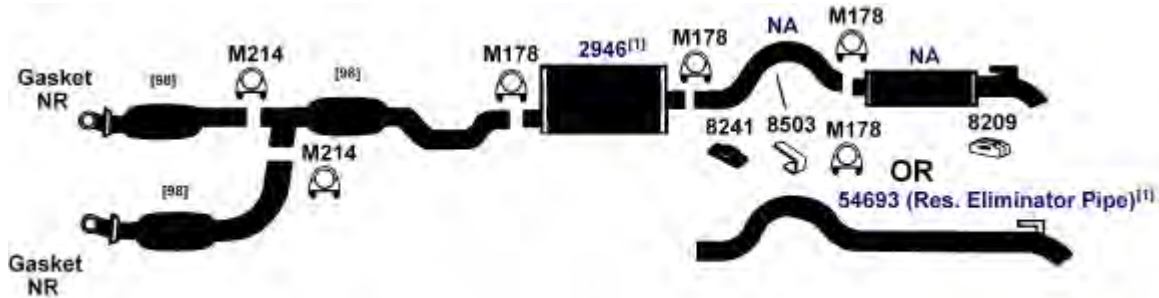
DIRECT FIT MSL/MAXIMUM Muffler... Front Muffler- 700053, UNIVERSAL FIT MSL/MAXIMUM Muffler... Front Muffler- 6503, 709008, Silentone DIY Muffler... Front Muffler- 5511

NA-Not Available. NR-Not Required. FL-Remove and Re-Use Old Flange. ● Golden Warehouse. O.E.-Original Equipment.
Airtube Kit [4948] may be required to complete installation. EFI-Electronic Fuel Injection.

[1] OE system was a welded assembly. It is recommended that all parts noted [1] should be replaced. [958] Federal & California Emission vehicles. Not legal for sale for vehicles licensed in California.

CHRYSLER IMPERIAL

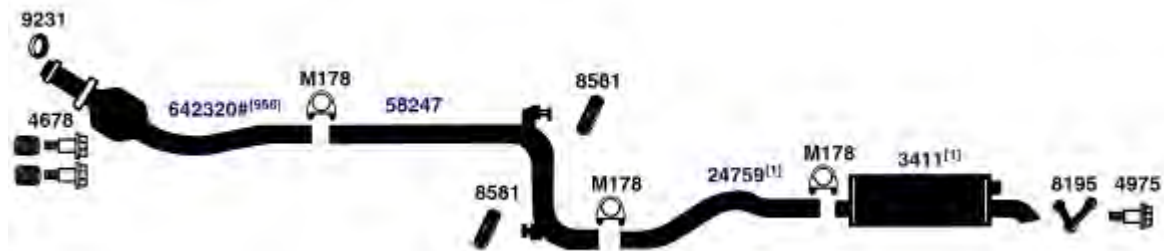
1981 8 Cyl. Imperial, 5.2L, 318 EFI Engine; with three Catalytic Converters

(3271)

DIRECT FIT MSL/MAXIMUM Muffler... Front Muffler- 700053, UNIVERSAL FIT MSL/MAXIMUM Muffler... Front Muffler- 6503, 709008, Silentone DIY Muffler... Front Muffler- 5511

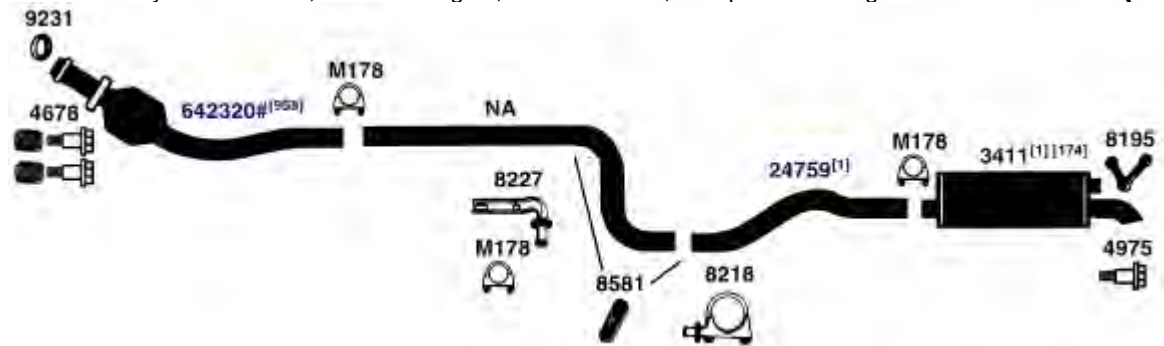
CHRYSLER LASER

1986 4 Cyl. Laser; 2.2L EFI (except Turbocharger), 2.5L EFI Engine; with Converter

(3303)

DIRECT FIT MSL/MAXIMUM Muffler... 700124, UNIVERSAL FIT MSL/MAXIMUM Muffler... 6565, Silentone DIY Muffler... 5563 and 14636 Spout

1985 4 Cyl. Laser; 2.2L EFI Engine; with Converter, except Turbocharger

(3300)

DIRECT FIT MSL/MAXIMUM Muffler... 700124, UNIVERSAL FIT MSL/MAXIMUM Muffler... 6565, Silentone DIY Muffler... 5563 and 14636 Spout

NA-Not Available. NR-Not Required. FL-Remove and Re-Use Old Flange. ● Golden Warehouse. O.E.-Original Equipment.

Airtube Kit [4948] may be required to complete installation. EFI-Electronic Fuel Injection.

[1] OE system was a welded assembly. It is recommended that all parts noted [1] should be replaced.

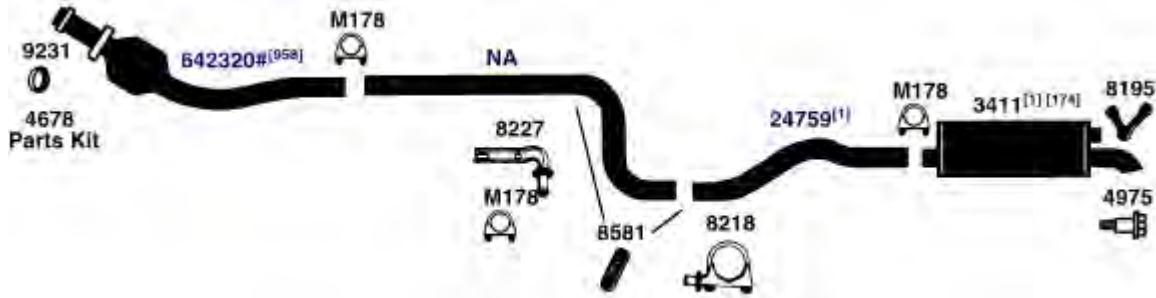
[98] Refer to current Catalytic Converter catalog or Website catalog for availability.

[174] Spout on O.E. muffler is 2 1/2" x 5" oval. Spout on replacement muffler is 2" O.D.

[958] Federal & California Emission vehicles. Not legal for sale for vehicles licensed in California.

CHRYSLER LASER

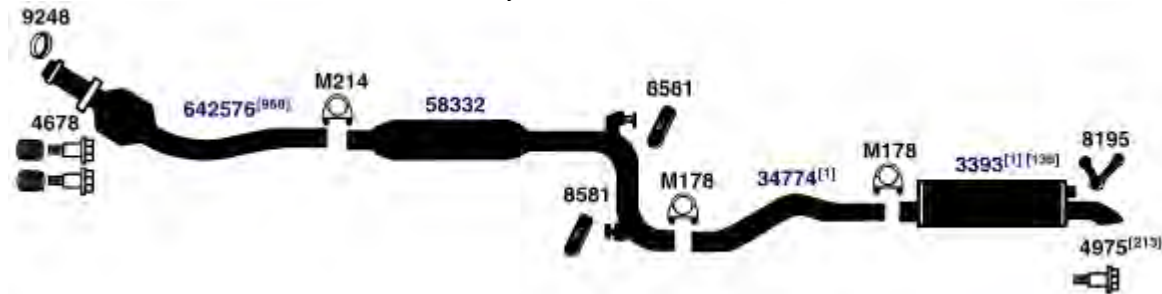
(3300E) 1984 4 Cyl. Laser; 2.2L EFI Engine; with Converter, except Turbocharger



DIRECT FIT MSL/MAXIMUM Muffler... 700124, UNIVERSAL FIT MSL/MAXIMUM Muffler... 6565, Silentone DIY Muffler... 5563 and 14663 Spout

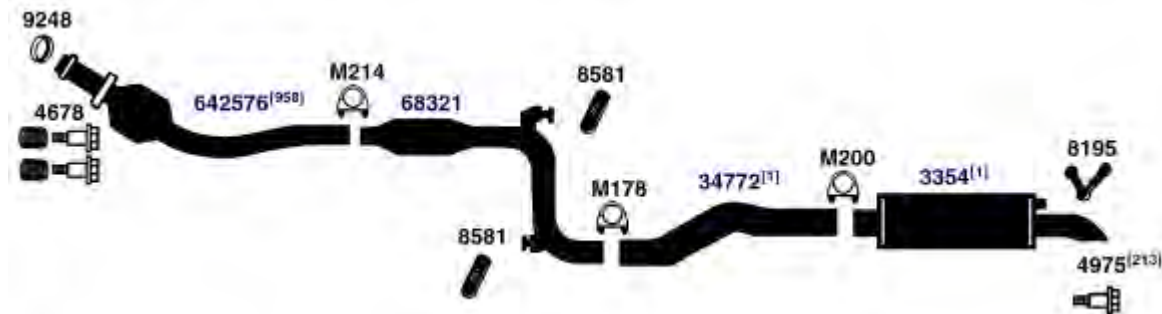
CHRYSLER LEBARON

(3384) 1994 6 Cyl. LeBaron GTC Convertible, 3.0L EFI Engine (181); with Catalytic Converter
 92-93 6 Cyl. LeBaron Coupe, Convertible, (including GTC); 3.0L EFI Engine (181), with Catalytic Converter



DIRECT FIT MSL/MAXIMUM Muffler... 700119, UNIVERSAL FIT MSL/MAXIMUM Muffler... 6565, Silentone DIY Muffler... 5563 and 14663 Spout

(3383) 92-94 6 Cyl. LeBaron 4-Door Sedan, 3.0L EFI Engine (181); with Catalytic Converter



DIRECT FIT MSL/MAXIMUM Muffler... 700026, UNIVERSAL FIT MSL/MAXIMUM Muffler... 6582, Silentone DIY Muffler... 5563 and 14663 Spout

NA-Not Available. NR-Not Required. FL-Remove and Re-Use Old Flange. ● Golden Warehouse. O.E.-Original Equipment.
 # Airtube Kit [4948] may be required to complete installation. EFI-Electronic Fuel Injection.

[1] OE system was a welded assembly. It is recommended that all parts noted [1] should be replaced.

[136] O.E. muffler has dual spouts. Replacement muffler has single spout.

[174] Spout on O.E. muffler is 2 1/2" x 5" oval. Spout on replacement muffler is 2" O.D.

[213] Required for installation on 1993 models.

[958] Federal & California Emission vehicles. Not legal for sale for vehicles licensed in California.

91-93 4 Cyl. LeBaron Coupe, Convertible; 2.5L EFI Engine (153); with Catalytic Converter, without Resonator; except Turbo **(3382)**



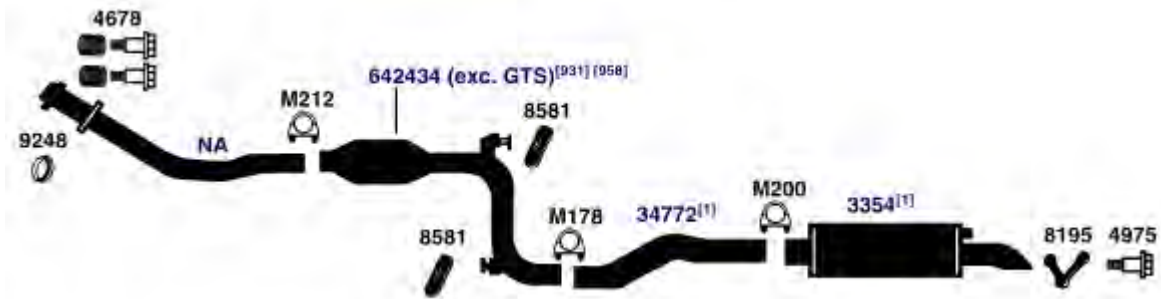
DIRECT FIT MSL/MAXIMUM Muffler... 700119, UNIVERSAL FIT MSL/MAXIMUM Muffler... 6565, Silentone DIY Muffler... 5563 and 14663 Spout

91-93 4 Cyl. LeBaron 4-Door Sedan, 2.5L EFI Engine (153); with Catalytic Converter, without Resonator; except Turbo **(3381)**



DIRECT FIT MSL/MAXIMUM Muffler... 700026, UNIVERSAL FIT MSL/MAXIMUM Muffler... 6582, Silentone DIY Muffler... 5563 and 14663 Spout

90-92 4 Cyl. LeBaron 4-Door Sedan, 2.5L EFI Turbo Engine (153), with Catalytic Converter **(3380)**



DIRECT FIT MSL/MAXIMUM Muffler... 700026, UNIVERSAL FIT MSL/MAXIMUM Muffler... 6582, Silentone DIY Muffler... 5563 and 14663 Spout

NA-Not Available. NR-Not Required. FL-Remove and Re-Use Old Flange. ● Golden Warehouse. O.E.-Original Equipment.
Airtube Kit [4948] may be required to complete installation. EFI-Electronic Fuel Injection.

[1] OE system was a welded assembly. It is recommended that all parts noted [1] should be replaced.

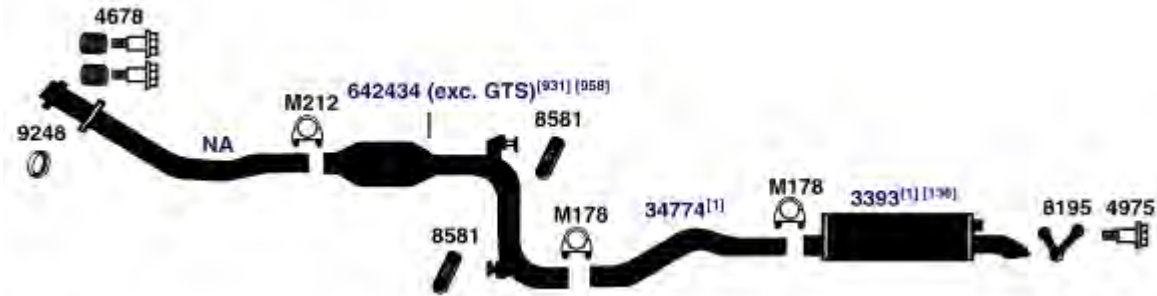
[213] Required for installation on 1993 models.

[931] This unit was designed to fit many applications. Measurement of the old unit and cutting of new unit is required.

[958] Federal & California Emission vehicles. Not legal for sale for vehicles licensed in California.

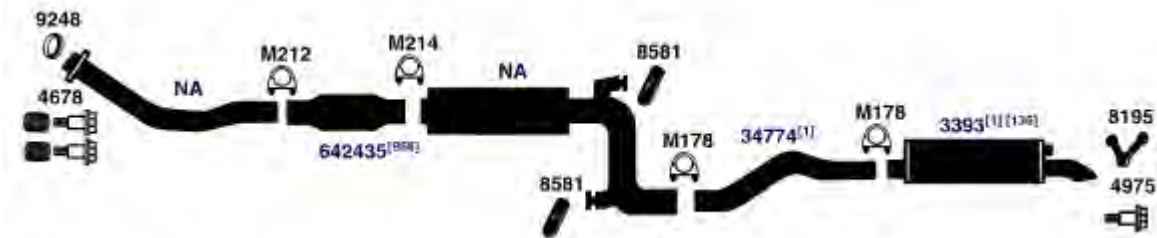
CHRYSLER LEBARON

(3377) 90-92 4 Cyl. LeBaron Coupe, Convertible (including 1992 GTC); 2.5L EFI Turbo Engine (153); with Catalytic Converter



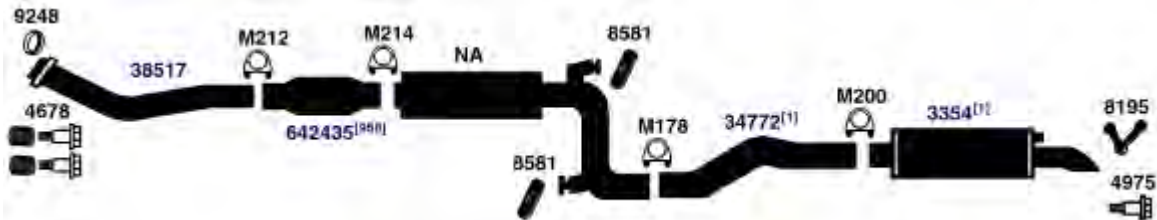
DIRECT FIT MSL/MAXIMUM Muffler... 700119, UNIVERSAL FIT MSL/MAXIMUM Muffler... 6565, Silentone DIY Muffler... 5563 and 14663 Spout

(3376) 1991 6 Cyl. LeBaron GTC Coupe, Convertible; 3.0L EFI Engine (181); with Catalytic Converter
 90-91 6 Cyl. LeBaron Coupe, Convertible; 3.0L EFI Engine (181); with Catalytic Converter



DIRECT FIT MSL/MAXIMUM Muffler... 700119, UNIVERSAL FIT MSL/MAXIMUM Muffler... 6565, Silentone DIY Muffler... 5563 and 14663 Spout

(3379) 90-91 6 Cyl. LeBaron 4-Door Sedan; 3.0L EFI Engine (181); with Catalytic Converter, with Resonator



DIRECT FIT MSL/MAXIMUM Muffler... 700026, UNIVERSAL FIT MSL/MAXIMUM Muffler... 6582, Silentone DIY Muffler... 5563 and 14663 Spout

NA-Not Available. NR-Not Required. FL-Remove and Re-Use Old Flange. ● Golden Warehouse. O.E.-Original Equipment.
 # Airtube Kit [4948] may be required to complete installation. EFI-Electronic Fuel Injection.

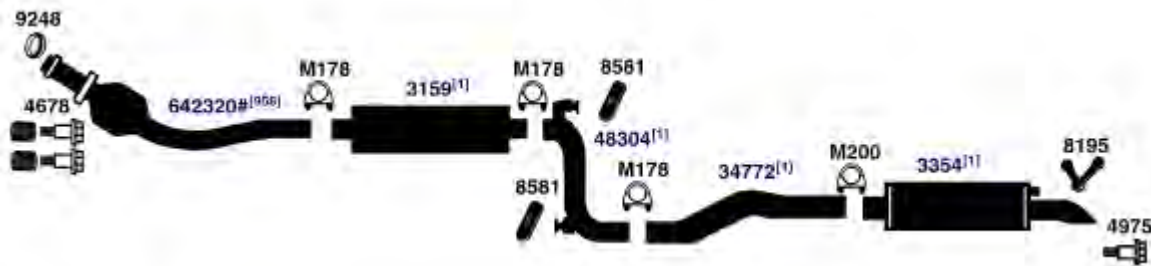
[1] OE system was a welded assembly. It is recommended that all parts noted [1] should be replaced.

[136] O.E. muffler has dual spouts. Replacement muffler has single spout.

[931] This unit was designed to fit many applications. Measurement of the old unit and cutting of new unit is required.

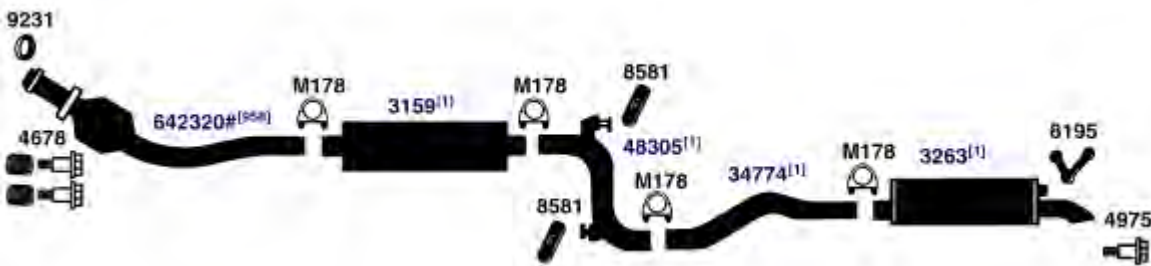
[958] Federal & California Emission vehicles. Not legal for sale for vehicles licensed in California.

1990 4 Cyl. LeBaron 4-Door Sedan; 2.5L EFI Engine (153); with Catalytic Converter, with Resonator; except Turbo **(3378)**



DIRECT FIT MSL/MAXIMUM Muffler... Front Muffler- 700067, Rear Muffler- 700026, UNIVERSAL FIT MSL/MAXIMUM Muffler... Rear Muffler- 6582, Silentone DIY Muffler... Rear Muffler- 5563 and 14663 Spout

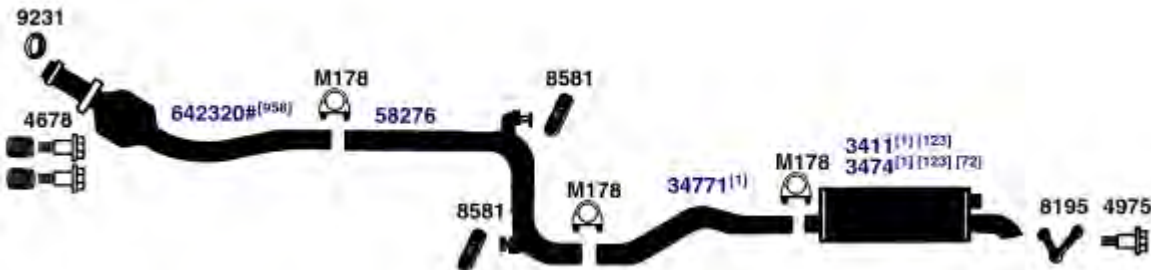
89-90 4 Cyl. LeBaron Coupe, Convertible; 2.5L EFI Engine (153); with Catalytic Converter, with Resonator; except Turbo **(3375)**



DIRECT FIT MSL/MAXIMUM Muffler... Front Muffler- 700067, Rear Muffler- 700101, UNIVERSAL FIT MSL/MAXIMUM Muffler... Rear Muffler- 6582

1989 4 Cyl. LeBaron Sedan; 2.2L, 2.5L EFI Engine (135, 153); 4-Door, with Catalytic Converter; except Turbo **(3374)**

1989 4 Cyl. LeBaron GTS, 2.5L EFI Engine (153); with Catalytic Converter; except Turbo



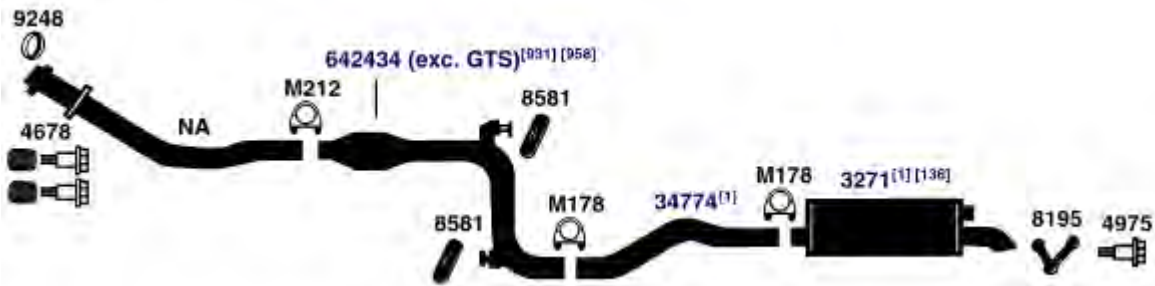
DIRECT FIT MSL/MAXIMUM Muffler... Muffler (3411)- 700124, UNIVERSAL FIT MSL/MAXIMUM Muffler... Muffler (3411)- 6565, Muffler (3474)- 6565, Silentone DIY Muffler... Muffler (3411)- 5563 and 14636 Spout, Muffler (3474)- 5563 and 14636 Spout

NA-Not Available. NR-Not Required. FL-Remove and Re-Use Old Flange. ● Golden Warehouse. O.E.-Original Equipment.
Airtube Kit [4948] may be required to complete installation. EFI-Electronic Fuel Injection.

- [1] OE system was a welded assembly. It is recommended that all parts noted [1] should be replaced.
- [123] Spout on O.E. muffler angles toward corner of vehicle. Spout on replacement muffler exits straight.
- [72] Optional muffler.
- [958] Federal & California Emission vehicles. Not legal for sale for vehicles licensed in California.

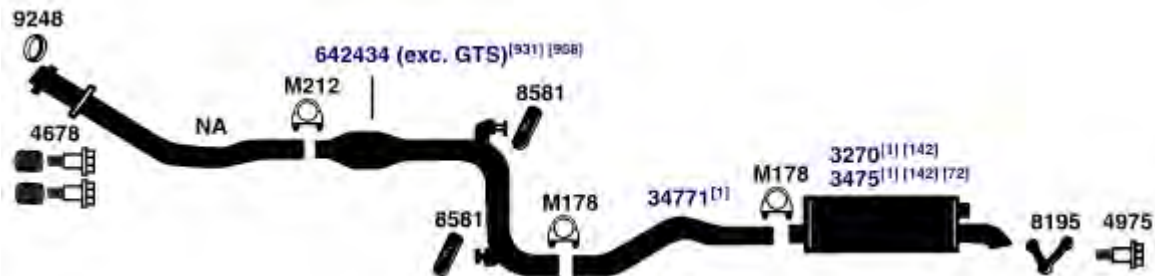
CHRYSLER LEBARON

(3372) 1989 4 Cyl. LeBaron Coupe, Convertible; 2.5L EFI Turbo I Engine (153); with Catalytic Converter



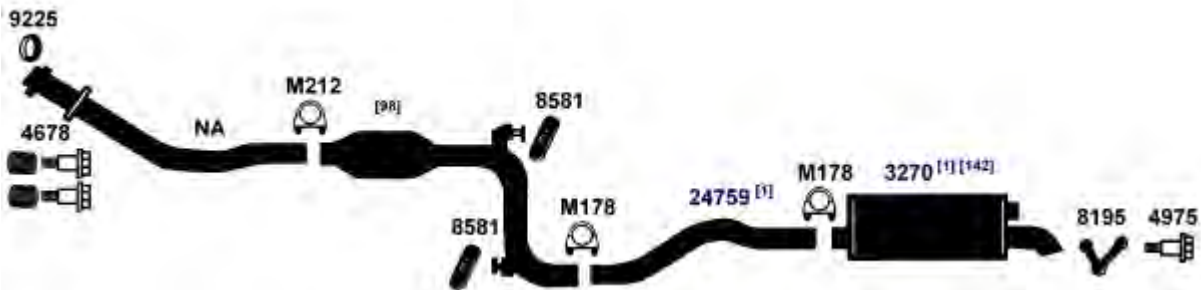
UNIVERSAL FIT MSL/MAXIMUM Muffler... 6582

(3373) 1989 4 Cyl. LeBaron Sedan; 2.5L EFI Turbo Engine (153); 4-Door with Catalytic Converter
 1989 4 Cyl. LeBaron GTS, 2.2L EFI Turbo II Intercooled, 2.5L EFI Turbo I Engine (135, 153); with Catalytic Converter



UNIVERSAL FIT MSL/MAXIMUM Muffler... Muffler (3270)- 6581, Muffler (3475)- 6581

(3371) 87-88 4 Cyl. LeBaron GTS; 2.2L EFI Turbocharged Engine with Catalytic Converter



UNIVERSAL FIT MSL/MAXIMUM Muffler... 6581

NA-Not Available. NR-Not Required. FL-Remove and Re-Use Old Flange. ● Golden Warehouse. O.E.-Original Equipment.
 # Airtube Kit [4948] may be required to complete installation. EFI-Electronic Fuel Injection.

- [1] OE system was a welded assembly. It is recommended that all parts noted [1] should be replaced.
- [72] Optional muffler.
- [98] Refer to current Catalytic Converter catalog or Website catalog for availability.
- [136] O.E. muffler has dual spouts. Replacement muffler has single spout.
- [142] O.E. muffler has dual spouts that angle toward corner of vehicle. Replacement muffler has dual spouts that exit straight.

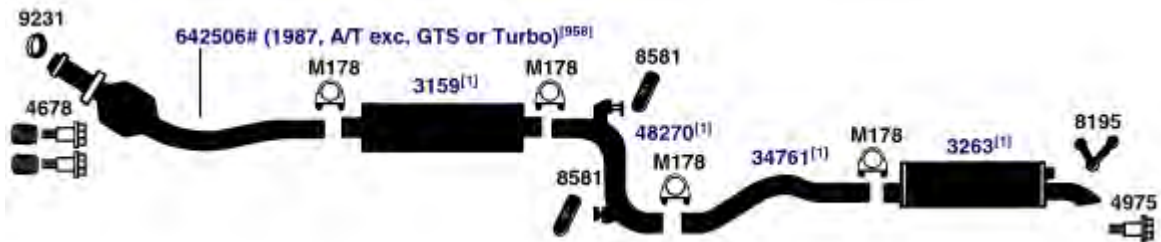
- [931] This unit was designed to fit many applications. Measurement of the old unit and cutting of new unit is required.
- [958] Federal & California Emission vehicles. Not legal for sale for vehicles licensed in California.

87-88 4 Cyl. LeBaron Coupe, Convertible; 2.2L EFI Turbocharged Engine; with Catalytic Converter; except 1988 GTC Models **(3370)**



UNIVERSAL FIT MSL/MAXIMUM Muffler... 6582

87-88 4 Cyl. LeBaron Coupe, Convertible; 2.5L EFI Engine; with Catalytic Converter, with Resonator **(3368)**



DIRECT FIT MSL/MAXIMUM Muffler... Front Muffler- 700067, Rear Muffler- 700101, UNIVERSAL FIT MSL/MAXIMUM Muffler... Rear Muffler- 6582

86-88 4 Cyl. LeBaron GTS; 2.2L EFI (except Turbocharger), 2.5L EFI Engine; with Catalytic Converter **(3365)**



DIRECT FIT MSL/MAXIMUM Muffler... 700124, UNIVERSAL FIT MSL/MAXIMUM Muffler... 6565, Silentone DIY Muffler... 5563 and 14636 Spout

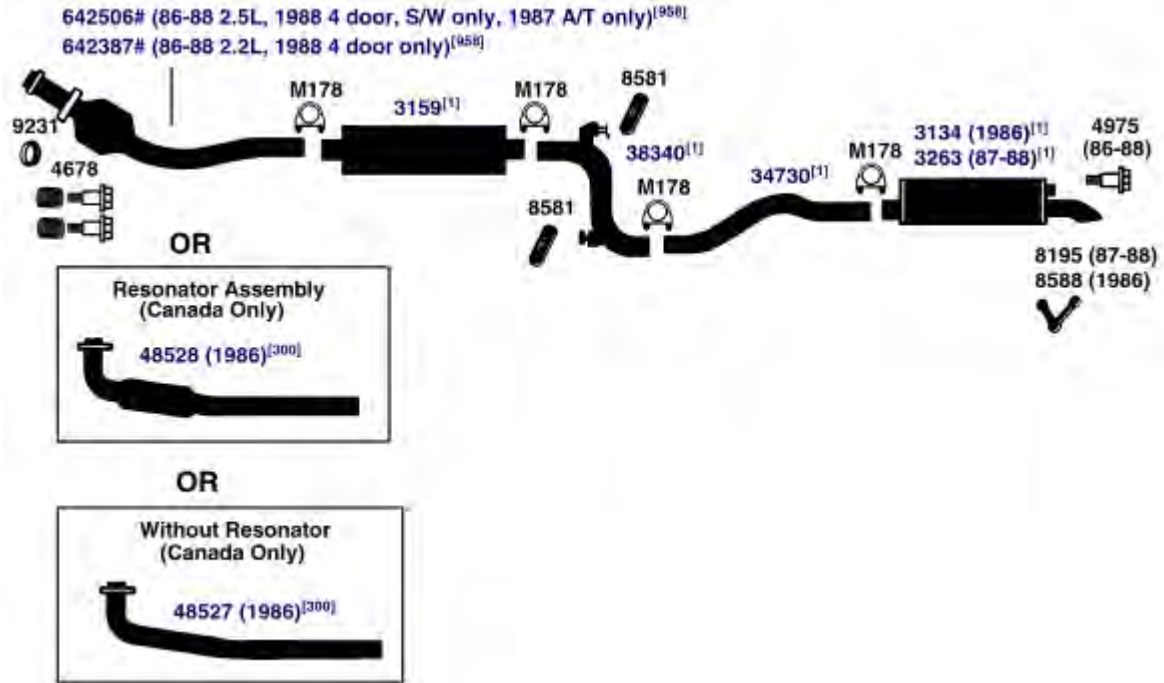
NA-Not Available. NR-Not Required. FL-Remove and Re-Use Old Flange. ● Golden Warehouse. O.E.-Original Equipment.
Airtube Kit [4948] may be required to complete installation. EFI-Electronic Fuel Injection.

- [1] OE system was a welded assembly. It is recommended that all parts noted [1] should be replaced.
- [123] Spout on O.E. muffler angles toward corner of vehicle. Spout on replacement muffler exits straight.
- [136] O.E. muffler has dual spouts. Replacement muffler has single spout.

- [931] This unit was designed to fit many applications. Measurement of the old unit and cutting of new unit is required.
- [958] Federal & California Emission vehicles. Not legal for sale for vehicles licensed in California.

CHRYSLER LEBARON

(3367) 86-88 4 Cyl. LeBaron Town & Country; 2.2L EFI (except Turbocharger), 2.5L EFI Engine; with Catalytic Converter, with Resonator



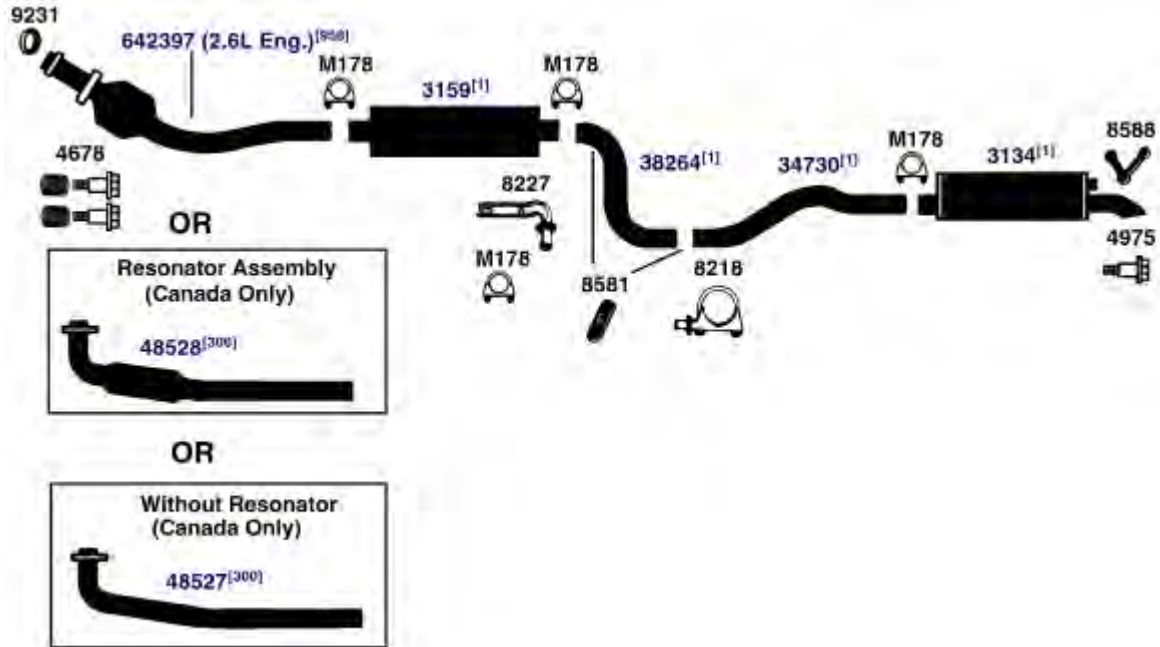
DIRECT FIT MSL/MAXIMUM Muffler... Front Muffler- 700067, Rear Muffler (1986)- 6550 (1986), Rear Muffler (87-88)- 700101 (87-88), UNIVERSAL FIT MSL/MAXIMUM Muffler... Rear Muffler (87-88)- 6582 (87-88), Silentone DIY Muffler... Rear Muffler (1986)- 5537 (1986)

NA-Not Available. NR-Not Required. FL-Remove and Re-Use Old Flange. ● Golden Warehouse. O.E.-Original Equipment.
 # Airtube Kit [4948] may be required to complete installation. EFI-Electronic Fuel Injection.

[1] OE system was a welded assembly. It is recommended that all parts noted [1] should be replaced. [958] Federal & California Emission vehicles. Not legal for sale for vehicles licensed in California.

[300] For use when resonator originated from O.E. manufacturer.

1985	4 Cyl.	LeBaron Town & Country; 2.6L 2-barrel Engine; with Catalytic Converter, with Resonator	(3357)
1985	4 Cyl.	LeBaron Town & Country; 2.2L EFI Engine, with Catalytic Converter, with Resonator; except Turbocharger	



DIRECT FIT MSL/MAXIMUM Muffler... Front Muffler- 700067, Rear Muffler- 6550, Silentone DIY Muffler... Rear Muffler- 5537

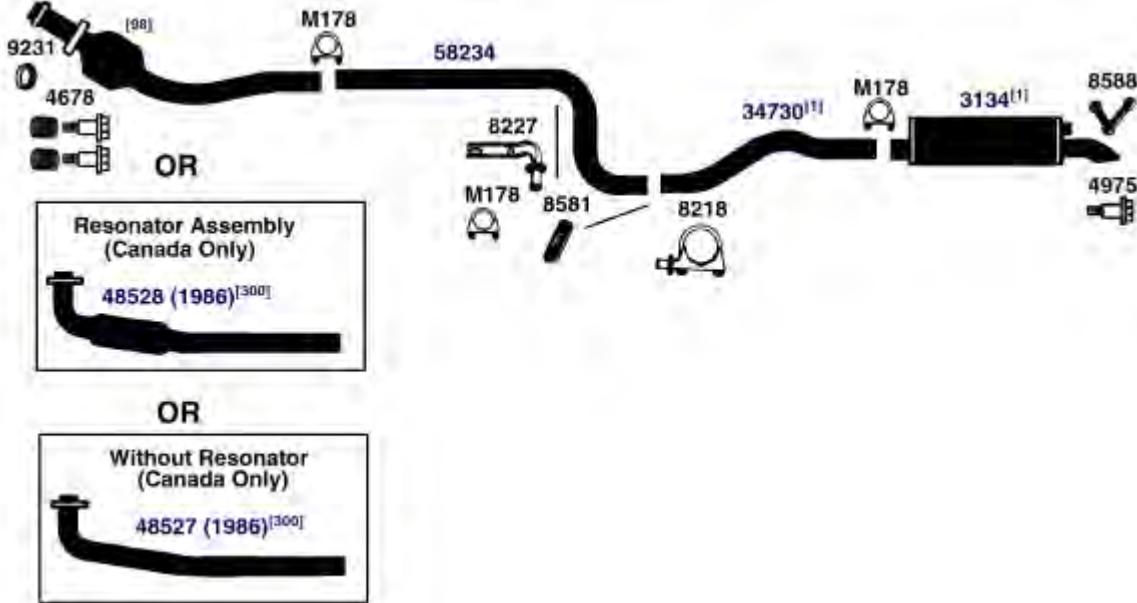
NA-Not Available. NR-Not Required. FL-Remove and Re-Use Old Flange. ● Golden Warehouse. O.E.-Original Equipment.
 # Airtube Kit [4948] may be required to complete installation. EFI-Electronic Fuel Injection.

[1] OE system was a welded assembly. It is recommended that all parts noted [1] should be replaced.
 [98] Refer to current Catalytic Converter catalog or Website catalog for availability.

[300] For use when resonator originated from O.E. manufacturer.
 [958] Federal & California Emission vehicles. Not legal for sale for vehicles licensed in California.

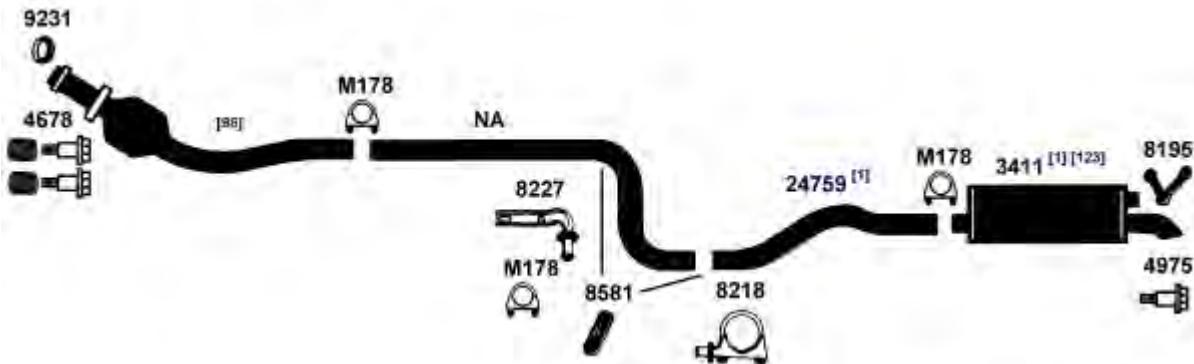
CHRYSLER LEBARON

(3360) 1985 4 Cyl. LeBaron Town & Country; 2.2L EFI Engine; with Converter, except Turbocharger



DIRECT FIT MSL/MAXIMUM Muffler... 6550, Silentone DIY Muffler... 5537

(3359) 1985 4 Cyl. LeBaron GTS, 2.2L EFI Engine; 4-Door; with Catalytic Converter, except Turbocharger



DIRECT FIT MSL/MAXIMUM Muffler... 700124, UNIVERSAL FIT MSL/MAXIMUM Muffler... 6565, Silentone DIY Muffler... 5563 and 14636 Spout

NA-Not Available. NR-Not Required. FL-Remove and Re-Use Old Flange. ● Golden Warehouse. O.E.-Original Equipment.
Airtube Kit [4948] may be required to complete installation. EFI-Electronic Fuel Injection.

[1] OE system was a welded assembly. It is recommended that all parts noted [1] should be replaced.

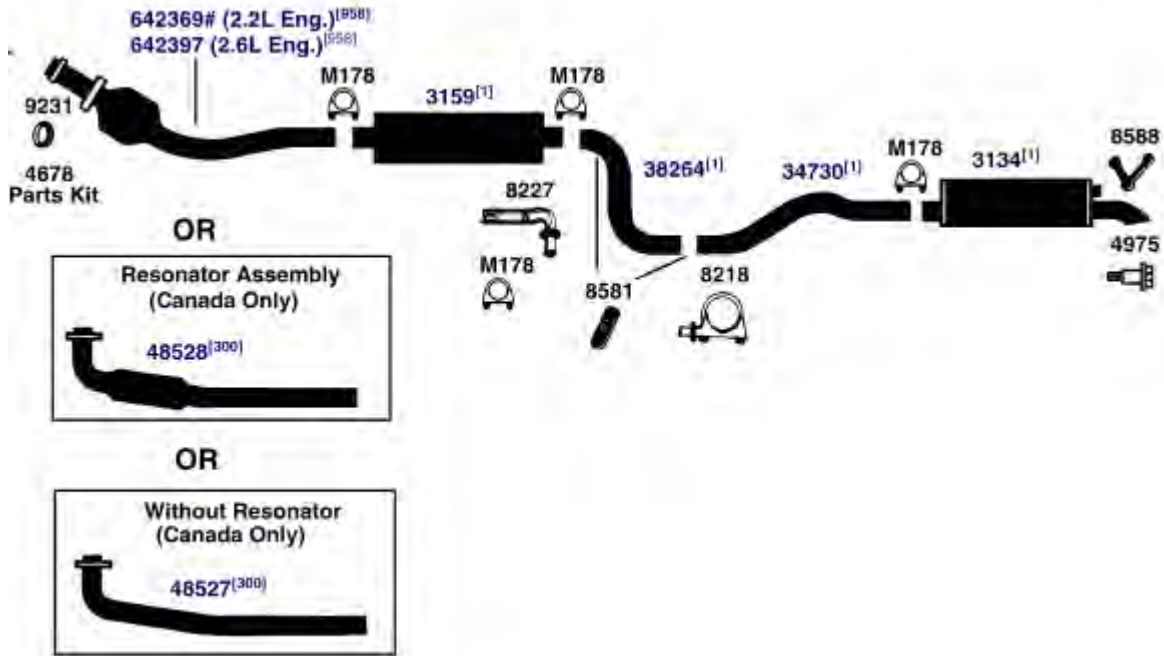
[98] Refer to current Catalytic Converter catalog or Website catalog for availability.

[123] Spout on O.E. muffler angles toward corner of vehicle. Spout on replacement muffler exits straight.

[300] For use when resonator originated from O.E. manufacturer.

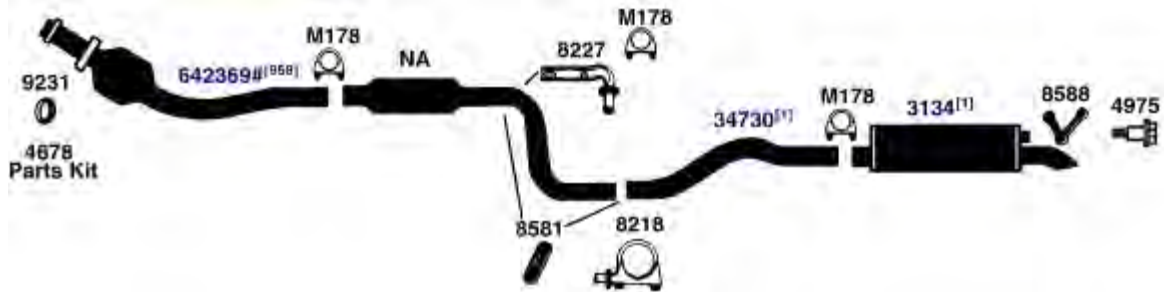
[958] Federal & California Emission vehicles. Not legal for sale for vehicles licensed in California.

- 83-84** 4 Cyl. LeBaron Town & Country; 2.6L 2-barrel Engine; with Catalytic Converter, with Resonator **(3357E)**
- 83-84** 4 Cyl. LeBaron Town & Country; 2.2L EFI Engine, with Catalytic Converter, with Resonator; except Turbocharger



DIRECT FIT MSL/MAXIMUM Muffler... Front Muffler- 700067, Rear Muffler- 6550, Silentone DIY Muffler... Rear Muffler- 5537

- 1982** 4 Cyl. LeBaron, Town & Country; 2.2L Engine, with two Catalytic Converters, Early Design **(3355)**



DIRECT FIT MSL/MAXIMUM Muffler... 6550, Silentone DIY Muffler... 5537

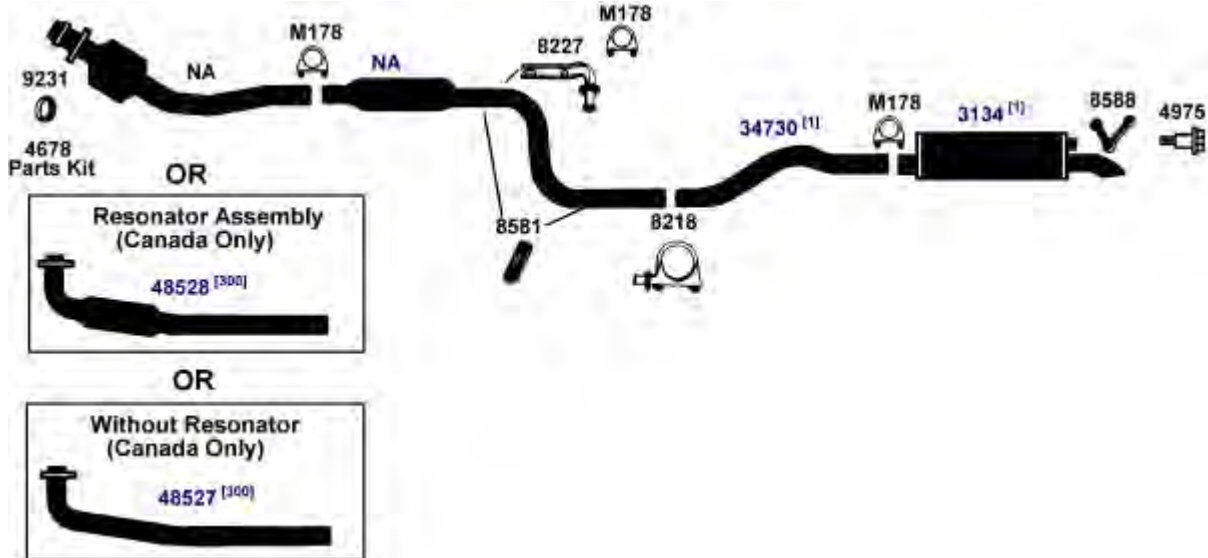
NA-Not Available. NR-Not Required. FL-Remove and Re-Use Old Flange. ● Golden Warehouse. O.E.-Original Equipment.
 # Airtube Kit [4948] may be required to complete installation. EFI-Electronic Fuel Injection.

[1] OE system was a welded assembly. It is recommended that all parts noted [1] should be replaced.
 [98] Refer to current Catalytic Converter catalog or Website catalog for availability.

[300] For use when resonator originated from O.E. manufacturer.
 [958] Federal & California Emission vehicles. Not legal for sale for vehicles licensed in California.

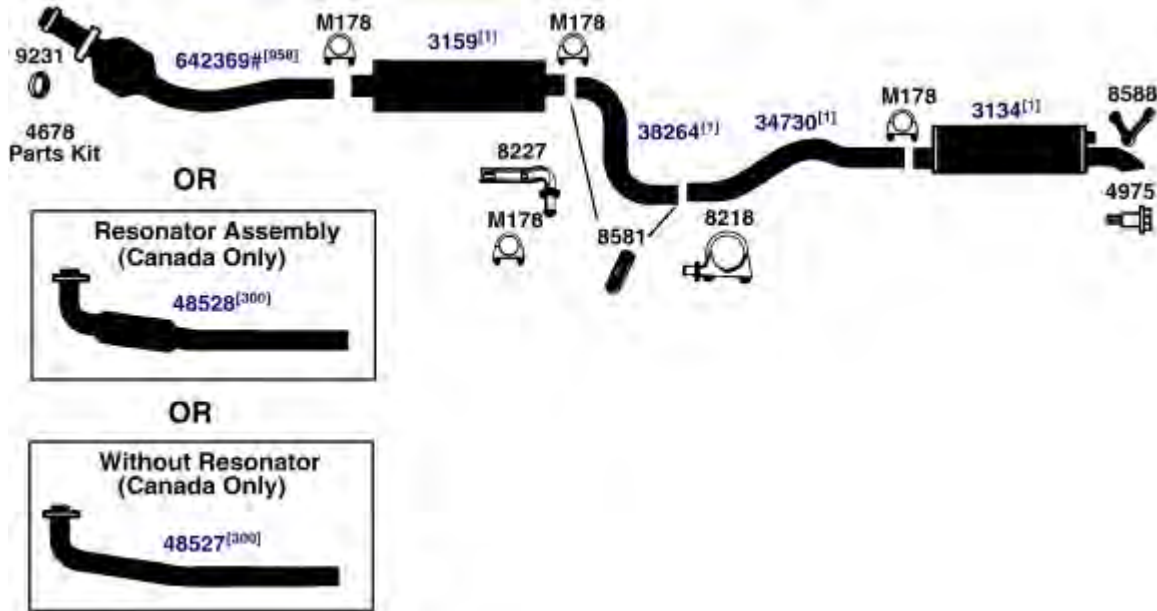
CHRYSLER LEBARON

(3353) 1982 4 Cyl. LeBaron, Town & Country; 2.6L Engine, with one Catalytic Converter, with one Resonator



DIRECT FIT MSL/MAXIMUM Muffler... 6550, Silentone DIY Muffler... 5537

(3361) 1982 4 Cyl. LeBaron, Town & Country; 2.2L Engine; with one Catalytic Converter, with 4" Round Resonator, Late Design



DIRECT FIT MSL/MAXIMUM Muffler... Front Muffler- 700067, Rear Muffler- 6550, Silentone DIY Muffler... Rear Muffler- 5537

NA-Not Available. NR-Not Required. FL-Remove and Re-Use Old Flange. ● Golden Warehouse. O.E.-Original Equipment.
Airtube Kit [4948] may be required to complete installation. EFI-Electronic Fuel Injection.

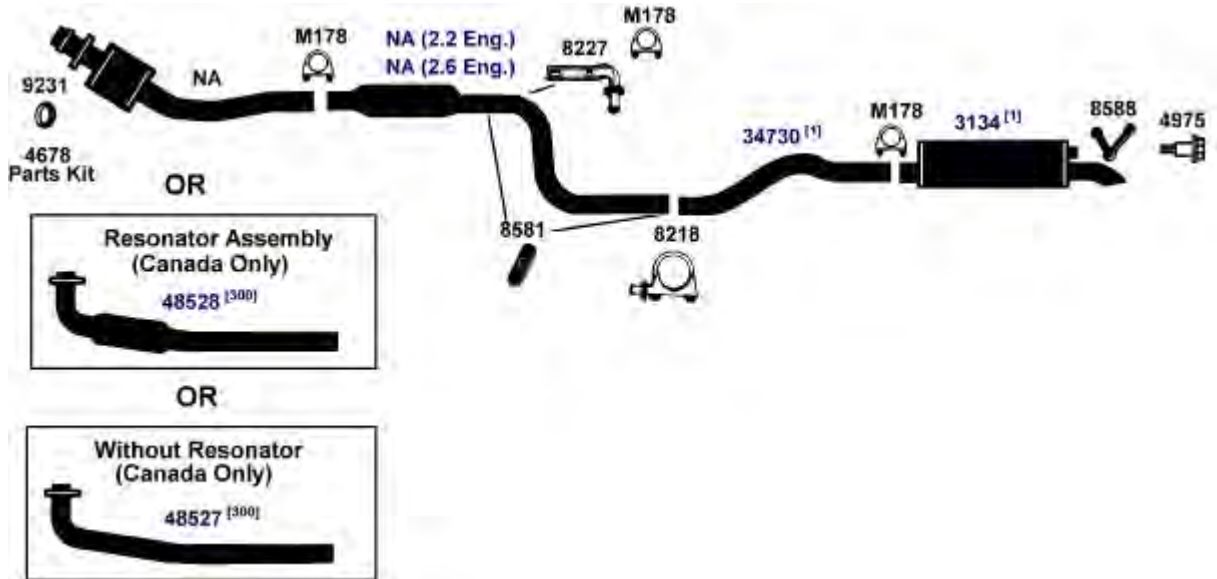
[1] OE system was a welded assembly. It is recommended that all parts noted [1] should be replaced.

[98] Refer to current Catalytic Converter catalog or Website catalog for availability.

[300] For use when resonator originated from O.E. manufacturer.

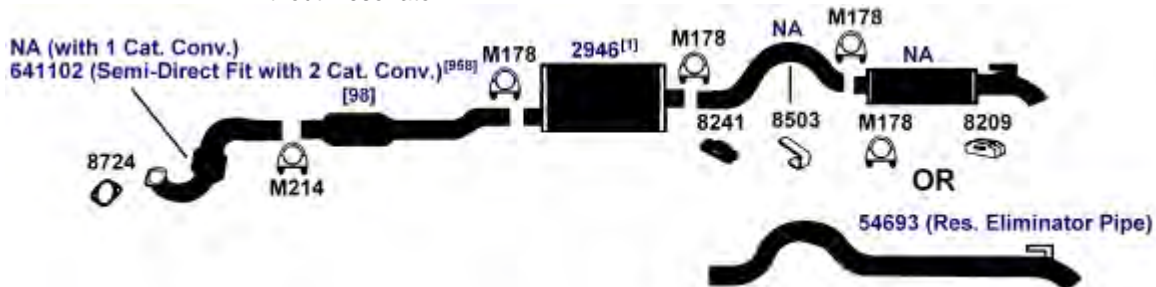
[958] Federal & California Emission vehicles. Not legal for sale for vehicles licensed in California.

1982 4 Cyl. LeBaron, Town & Country; 2.2L, 2.6L Engine; without Catalytic Converter, with two Resonators **(3356)**



DIRECT FIT MSL/MAXIMUM Muffler... 6550, Silentone DIY Muffler... 5537

1981 6 Cyl. LeBaron, Town & Country; 225 (3.7L) Engine; with Catalytic Converter, with or without Resonator **(3351)**



DIRECT FIT MSL/MAXIMUM Muffler... Front Muffler- 700053, UNIVERSAL FIT MSL/MAXIMUM Muffler... Front Muffler- 6503, 709008, Silentone DIY Muffler... Front Muffler- 5511

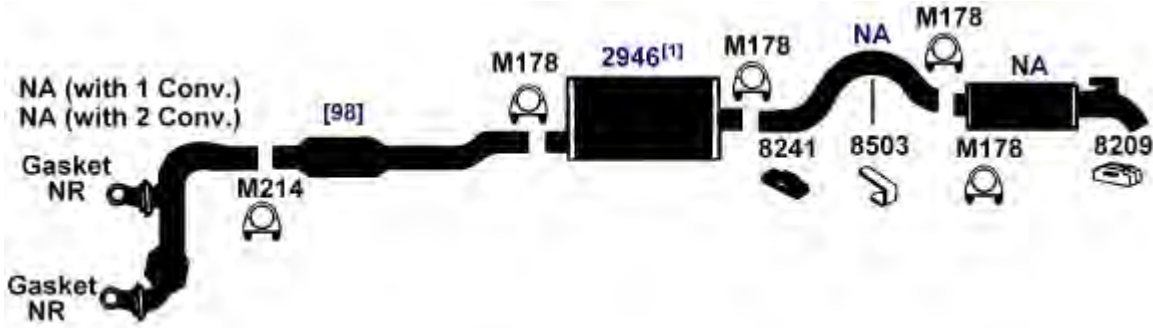
NA-Not Available. NR-Not Required. FL-Remove and Re-Use Old Flange. ● Golden Warehouse. O.E.-Original Equipment.
Airtube Kit [4948] may be required to complete installation. EFI-Electronic Fuel Injection.

[1] OE system was a welded assembly. It is recommended that all parts noted [1] should be replaced.
[98] Refer to current Catalytic Converter catalog or Website catalog for availability.

[300] For use when resonator originated from O.E. manufacturer.
[958] Federal & California Emission vehicles. Not legal for sale for vehicles licensed in California.

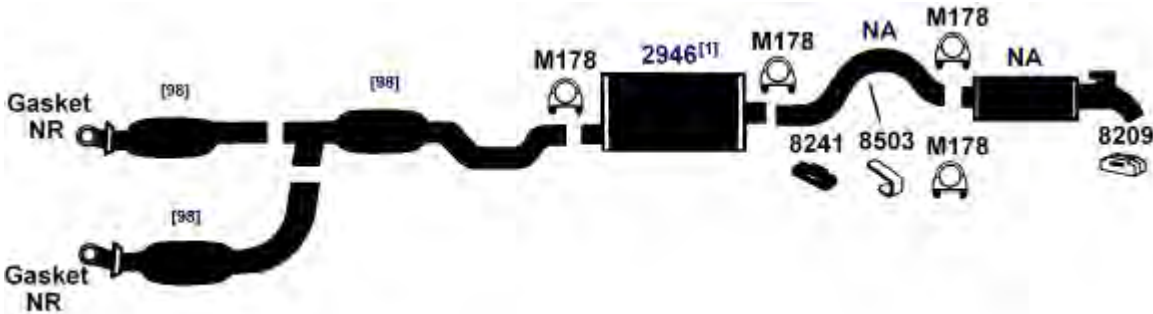
CHRYSLER LEBARON

(3348) 1981 8 Cyl. LeBaron, Town & Country; 5.2L, 318 Engine; 4-barrel Carb., with Catalytic Converter



DIRECT FIT MSL/MAXIMUM Muffler... Front Muffler- 700053, UNIVERSAL FIT MSL/MAXIMUM Muffler... Front Muffler- 6503, 709008, Silentone DIY Muffler... Front Muffler- 5511

(3347) 1981 8 Cyl. LeBaron, Town & Country; 5.2L, 318 Engine; 4-barrel Carb., with three Catalytic Converters

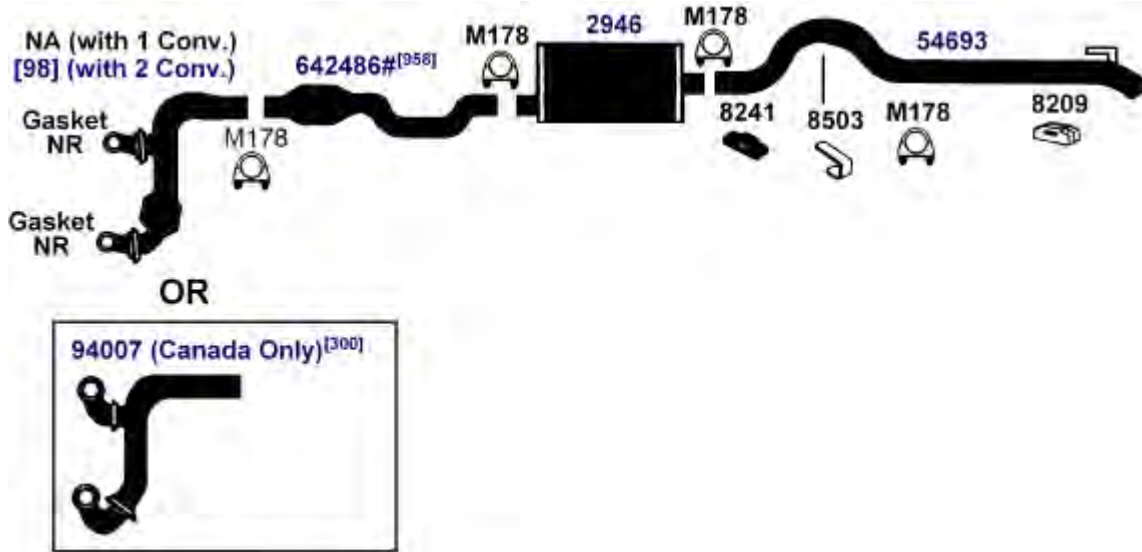


DIRECT FIT MSL/MAXIMUM Muffler... Front Muffler- 700053, UNIVERSAL FIT MSL/MAXIMUM Muffler... Front Muffler- 6503, 709008, Silentone DIY Muffler... Front Muffler- 5511

NA-Not Available. NR-Not Required. FL-Remove and Re-Use Old Flange. ● Golden Warehouse. O.E.-Original Equipment.
Airtube Kit [4948] may be required to complete installation. EFI-Electronic Fuel Injection.

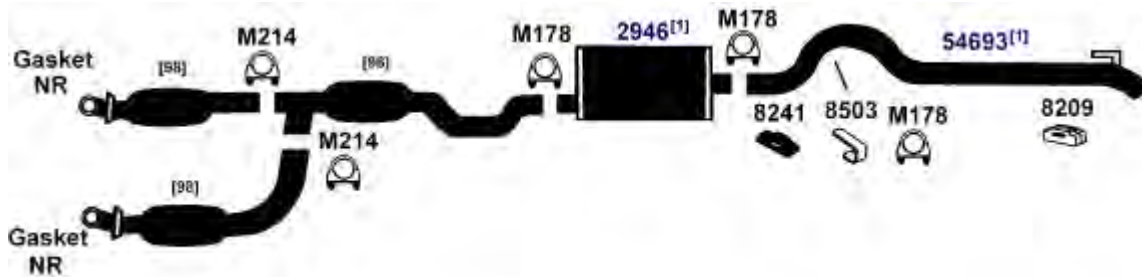
[1] OE system was a welded assembly. It is recommended that all parts noted [1] should be replaced. [98] Refer to current Catalytic Converter catalog or Website catalog for availability.

1981 8 Cyl. LeBaron, Town & Country; 5.2L, 318 Engine; 2-barrel Carb., with Catalytic Converter **(3350)**



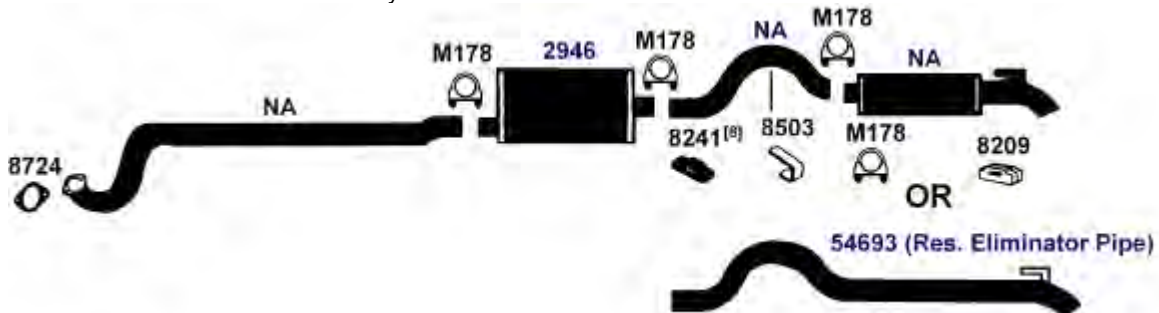
DIRECT FIT MSL/MAXIMUM Muffler... 700053, UNIVERSAL FIT MSL/MAXIMUM Muffler... 6503, 709008, Silentone DIY Muffler... 5511

1981 8 Cyl. LeBaron, Town & Country; 5.2L, 318 Engine; 2-barrel Carb., with three Catalytic Converters **(3349)**



DIRECT FIT MSL/MAXIMUM Muffler... 700053, UNIVERSAL FIT MSL/MAXIMUM Muffler... 6503, 709008, Silentone DIY Muffler... 5511

79-80 6 Cyl. LeBaron, LeBaron Medallion, Town & Country; 225 Engine, 2-barrel Carb., without Catalytic Converter with Resonator **(3346)**



DIRECT FIT MSL/MAXIMUM Muffler... Front Muffler- 700053, UNIVERSAL FIT MSL/MAXIMUM Muffler... Front Muffler- 6503, 709008, Silentone DIY Muffler... Front Muffler- 5511

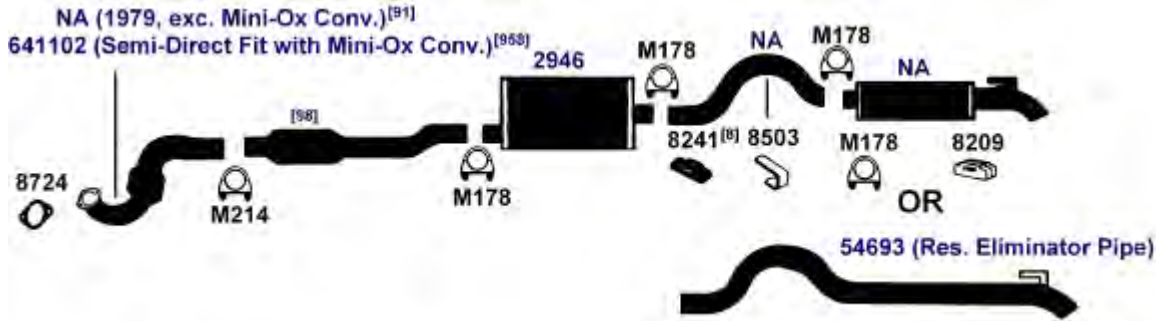
NA-Not Available. NR-Not Required. FL-Remove and Re-Use Old Flange. ● Golden Warehouse. O.E.-Original Equipment.
Airtube Kit [4948] may be required to complete installation. EFI-Electronic Fuel Injection.

[1] OE system was a welded assembly. It is recommended that all parts noted [1] should be replaced.
[8] Replaces rubber portion only.
[98] Refer to current Catalytic Converter catalog or Website catalog for availability.

[300] For use when resonator originated from O.E. manufacturer.
[958] Federal & California Emission vehicles. Not legal for sale for vehicles licensed in California.

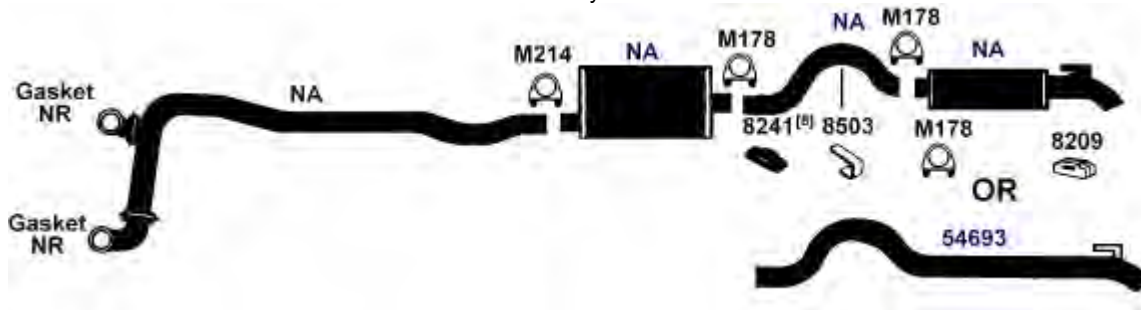
CHRYSLER LEBARON

(3345) 79-80 6 Cyl. LeBaron, LeBaron Medallion, Town & Country; 225 Engine, 2-barrel Carb., with Catalytic Converter



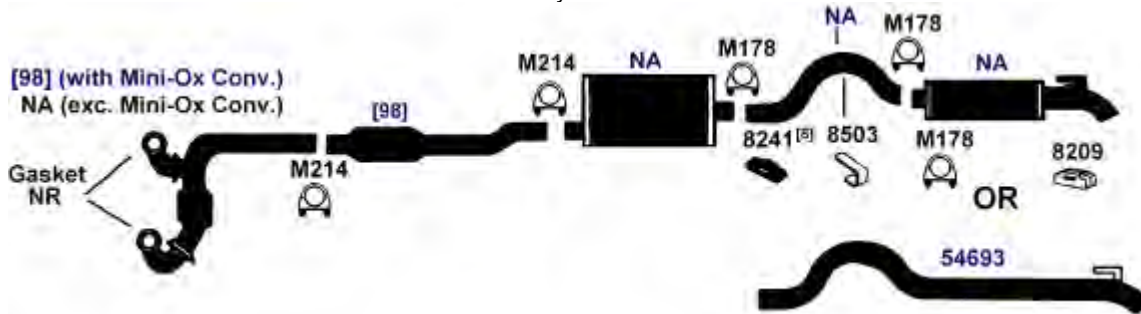
DIRECT FIT MSL/MAXIMUM Muffler... Front Muffler- 700053, UNIVERSAL FIT MSL/MAXIMUM Muffler... Front Muffler- 6503, 709008, Silentone DIY Muffler... Front Muffler- 5511

(3342) 79-80 8 Cyl. LeBaron, LeBaron Medallion, Town & Country; 318 Engine, 2, 4-barrel Carb., without Catalytic Converter



UNIVERSAL FIT MSL/MAXIMUM Muffler... Front Muffler- 6504, Silentone DIY Muffler... Front Muffler- 5502

(3341) 79-80 8 Cyl. LeBaron, LeBaron Medallion, Town & Country; 318 Engine, 2, 4-barrel Carb., with Catalytic Converter



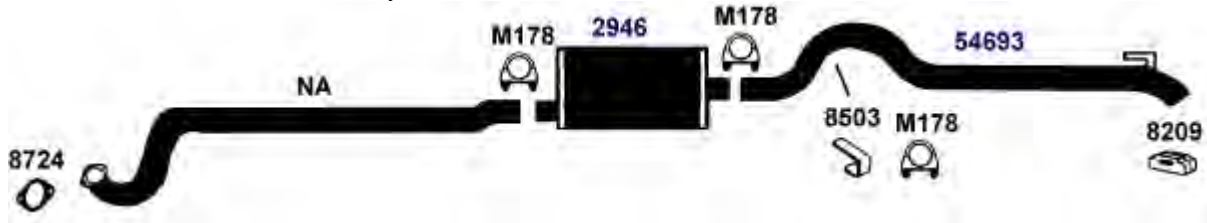
UNIVERSAL FIT MSL/MAXIMUM Muffler... Front Muffler- 6504, Silentone DIY Muffler... Front Muffler- 5502

NA-Not Available. NR-Not Required. FL-Remove and Re-Use Old Flange. ● Golden Warehouse. O.E.-Original Equipment.
Airtube Kit [4948] may be required to complete installation. EFI-Electronic Fuel Injection.

- [1] OE system was a welded assembly. It is recommended that all parts noted [1] should be replaced.
 [8] Replaces rubber portion only.
 [91] May require removal of plug for connection to models with air pump.
 [98] Refer to current Catalytic Converter catalog or Website catalog for availability.
 [958] Federal & California Emission vehicles. Not legal for sale for vehicles licensed in California.

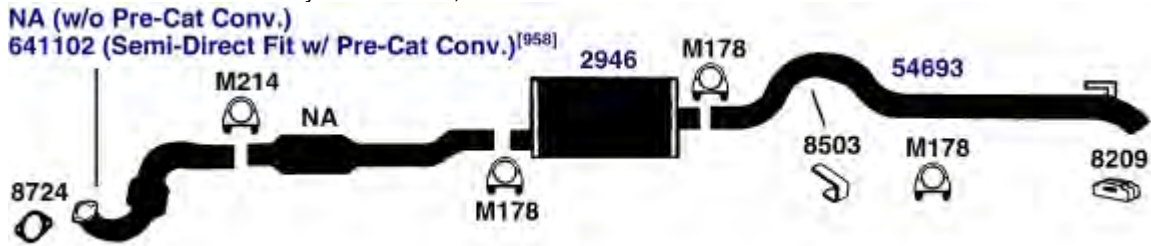
CHRYSLER LEBARON

1979 6 Cyl. LeBaron, LeBaron Medallion, Town & Country; 225 Engine, 1-barrel Carb., **(3340)**
without Catalytic Converter, without Resonator



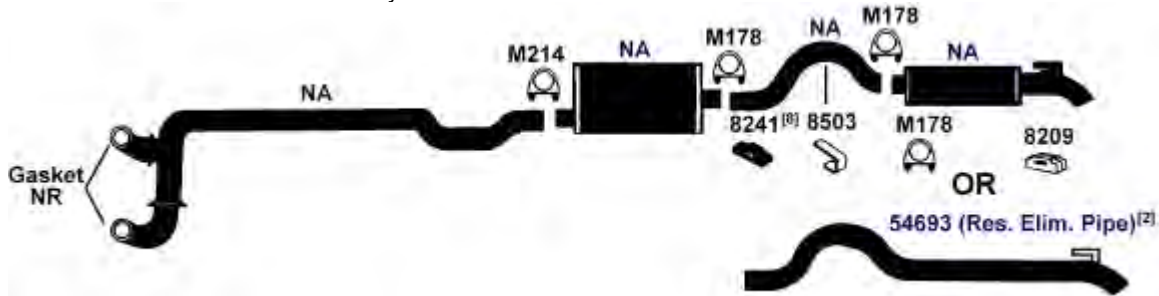
DIRECT FIT MSL/MAXIMUM Muffler... 700053, UNIVERSAL FIT MSL/MAXIMUM Muffler... 6503, 709008, Silentone DIY Muffler... 5511

1979 6 Cyl. LeBaron, LeBaron Medallion, Town & Country; 225 Engine; 1-barrel Carb., with **(3339)**
Catalytic Converter, without Resonator



DIRECT FIT MSL/MAXIMUM Muffler... 700053, UNIVERSAL FIT MSL/MAXIMUM Muffler... 6503, 709008, Silentone DIY Muffler... 5511

1979 8 Cyl. LeBaron, LeBaron Medallion, Town & Country; 360 Engine, 2-barrel Carb., **(3338)**
without Catalytic Converter



UNIVERSAL FIT MSL/MAXIMUM Muffler... Front Muffler- 6504, Silentone DIY Muffler... Front Muffler- 5502

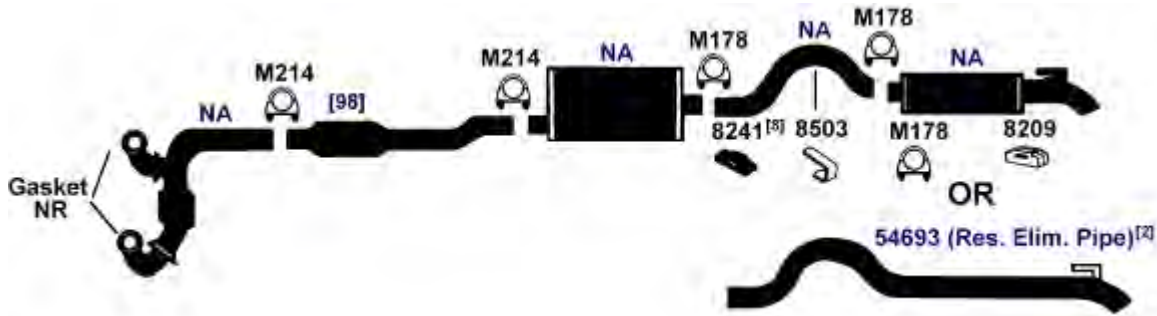
NA-Not Available. NR-Not Required. FL-Remove and Re-Use Old Flange. ● Golden Warehouse. O.E.-Original Equipment.
Airtube Kit [4948] may be required to complete installation. EFI-Electronic Fuel Injection.

[2] May be necessary to replace all noted [2] parts.
[8] Replaces rubber portion only.

[98] Refer to current Catalytic Converter catalog or Website catalog for availability.
[958] Federal & California Emission vehicles. Not legal for sale for vehicles licensed in California.

CHRYSLER LEBARON

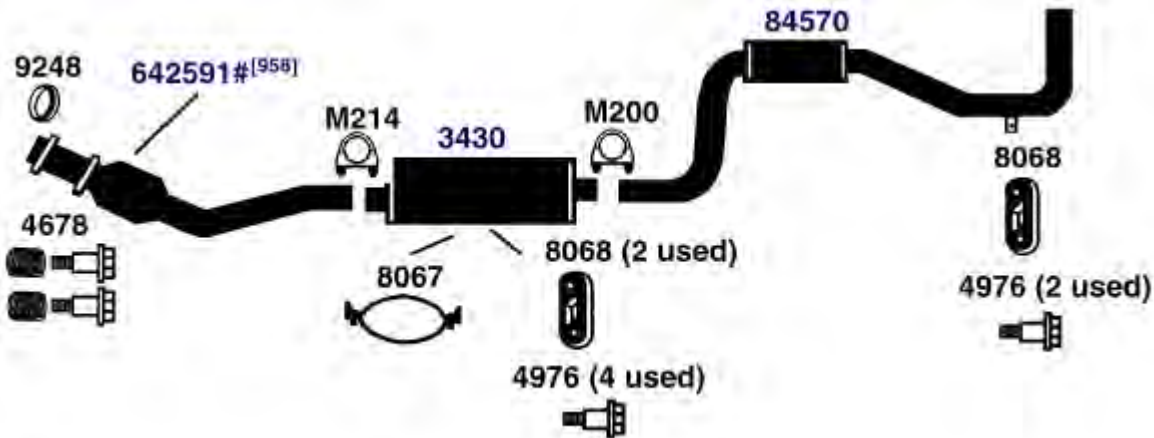
(3337) 1979 8 Cyl. LeBaron, LeBaron Medallion, Town & Country; 360 Engine, 2-barrel Carb., with Catalytic Converter



UNIVERSAL FIT MSL/MAXIMUM Muffler... Front Muffler- 6504, Silentone DIY Muffler... Front Muffler- 5502

CHRYSLER TOWN & COUNTRY, VOYAGER

(33704) 1994 6 Cyl. Town & Country; 3.8L (231) Engine; except All Wheel Drive



DIRECT FIT MSL/MAXIMUM Muffler... 700027, UNIVERSAL FIT MSL/MAXIMUM Muffler... 709014, Silentone DIY Muffler... 5566

NA-Not Available. NR-Not Required. FL-Remove and Re-Use Old Flange. ● Golden Warehouse. O.E.-Original Equipment.

Airtube Kit [4948] may be required to complete installation. EFI-Electronic Fuel Injection.

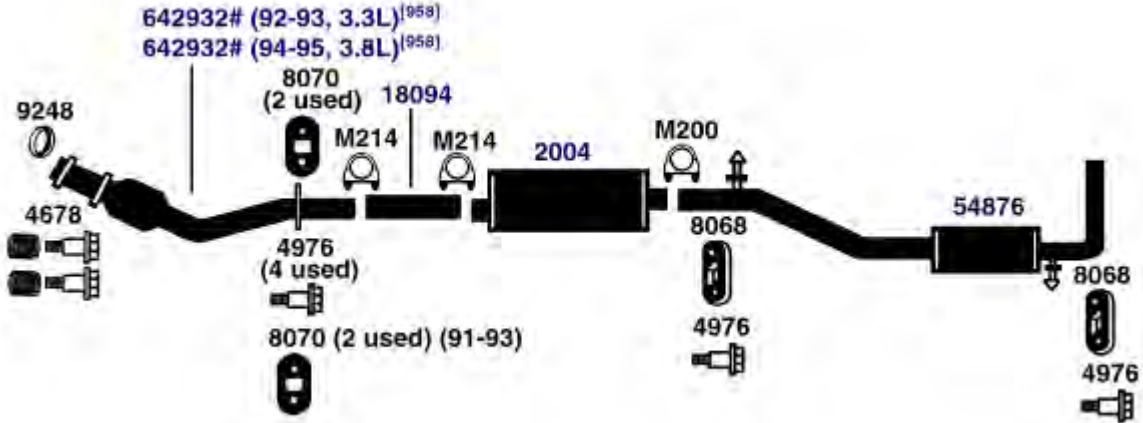
- [2] May be necessary to replace all noted [2] parts.
 [8] Replaces rubber portion only.

- [98] Refer to current Catalytic Converter catalog or Website catalog for availability.
 [958] Federal & California Emission vehicles. Not legal for sale for vehicles licensed in California.

CHRYSLER TOWN & COUNTRY, VOYAGER

1994 6 Cyl. Town & Country; 3.8L (231) Engine; All Wheel Drive
 92-93 6 Cyl. Town & Country; 3.3L (201) Engine; All Wheel Drive

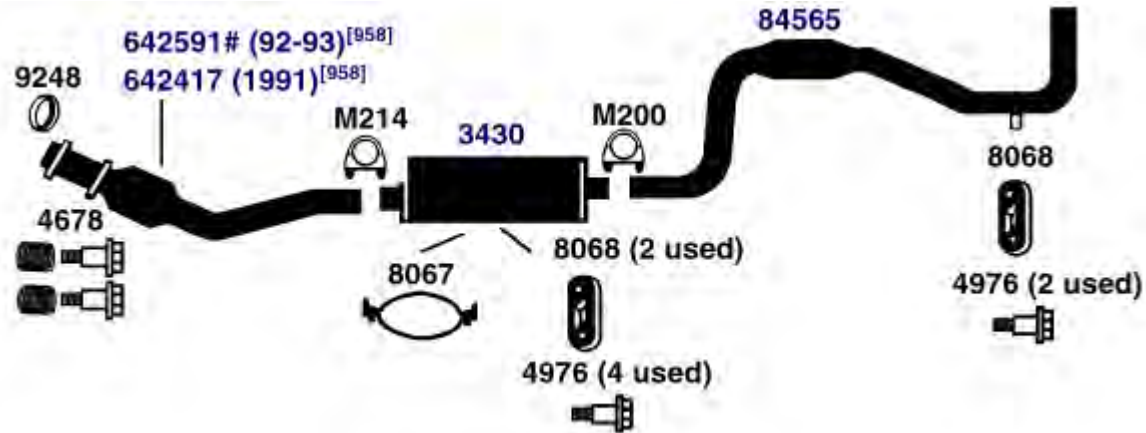
(33703)



DIRECT FIT MSL/MAXIMUM Muffler... 700207

1993 6 Cyl. Town & Country; 3.3L (201) Engine; except All Wheel Drive
 91-92 6 Cyl. Town & Country; 3.3L (201) Engine; 2nd Design; with Extended W.B.; except All Wheel Drive

(33701)



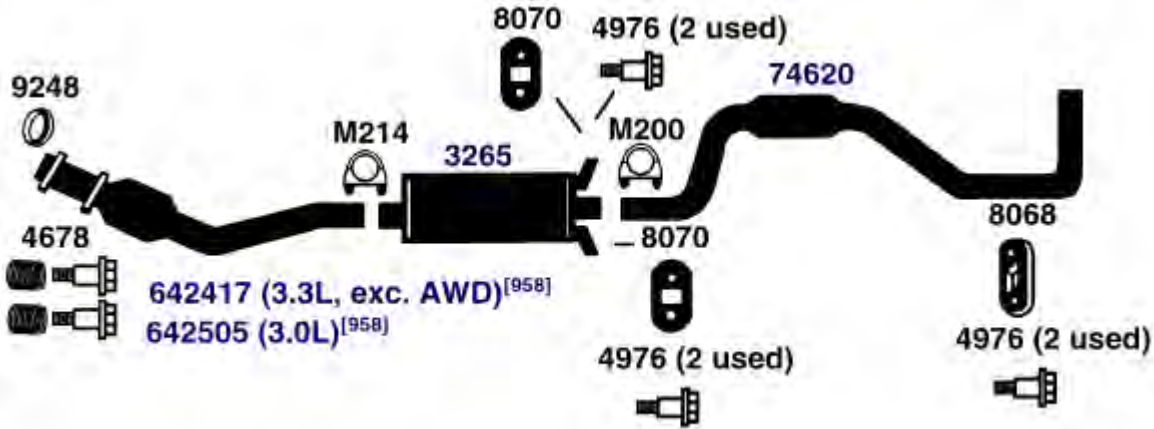
DIRECT FIT MSL/MAXIMUM Muffler... 700027, UNIVERSAL FIT MSL/MAXIMUM Muffler... 709014, Silentone DIY Muffler... 5566

NA-Not Available. NR-Not Required. FL-Remove and Re-Use Old Flange. ● Golden Warehouse. O.E.-Original Equipment.
 # Airtube Kit [4948] may be required to complete installation. EFI-Electronic Fuel Injection.

[958] Federal & California Emission vehicles. Not legal for sale for vehicles licensed in California.

CHRYSLER TOWN & COUNTRY, VOYAGER

(33700) 1990 6 Cyl. Town & Country; 3.3L (201) Engine with Converter

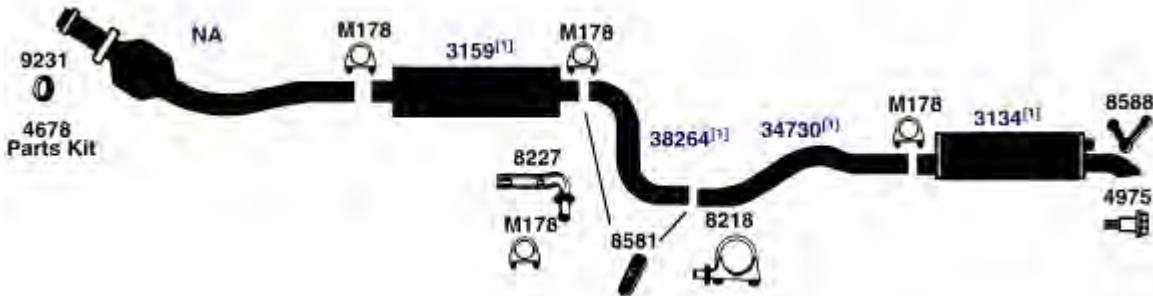


DIRECT FIT MSL/MAXIMUM Muffler... 700102, UNIVERSAL FIT MSL/MAXIMUM Muffler... 6572, 709014, Silentone DIY Muffler... 5548

DODGE - (INCL. PLYMOUTH TRUCKS)

DODGE 400

(4222) 1983 4 Cyl. 400, 2.2L, 2.6L Engine; with Catalytic Converter, with Resonator
 1982 4 Cyl. 400, 2.2L Engine. with one Catalytic Converter, with 4" Round Resonator, Late Design



DIRECT FIT MSL/MAXIMUM Muffler... Front Muffler- 700067, Rear Muffler- 6550, Silentone DIY Muffler... Rear Muffler- 5537

(4218) 1982 4 Cyl. 400, 2.6L Engine, with one Catalytic Converter, with one Resonator



DIRECT FIT MSL/MAXIMUM Muffler... 6550, Silentone DIY Muffler... 5537

NA-Not Available. NR-Not Required. FL-Remove and Re-Use Old Flange. ● Golden Warehouse. O.E.-Original Equipment.

Airtube Kit [4948] may be required to complete installation. EFI-Electronic Fuel Injection.

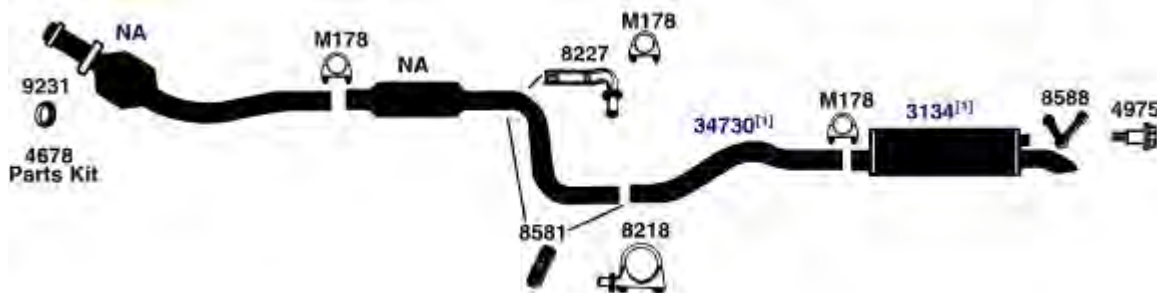
[1] OE system was a welded assembly. It is recommended that all parts noted [1] should be replaced.

[958] Federal & California Emission vehicles. Not legal for sale for vehicles licensed in California.

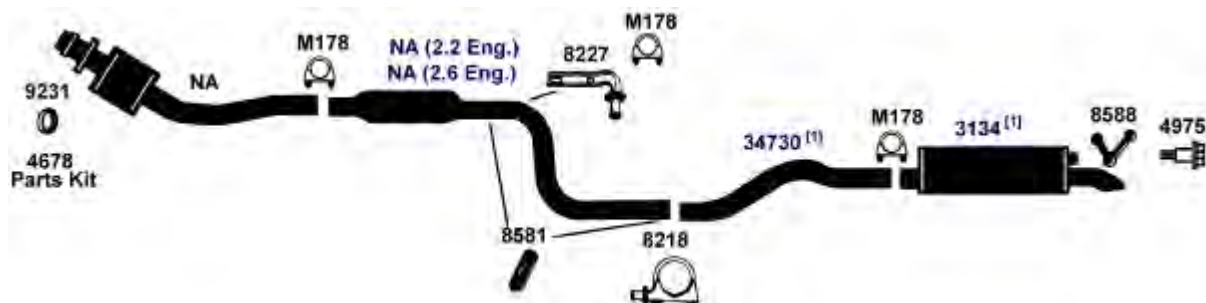
[98] Refer to current Catalytic Converter catalog or Website catalog for availability.

DODGE 400

1982 4 Cyl. 400, 2.2L Engine, with two Catalytic Converters, Early Design

(4220)

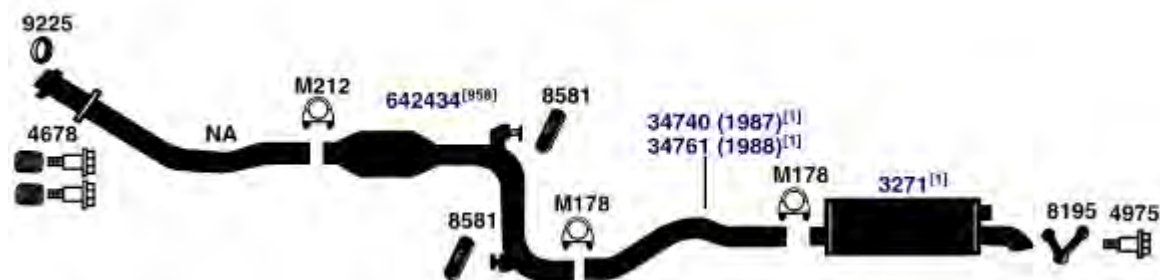
DIRECT FIT MSL/MAXIMUM Muffler... 6550, Silentone DIY Muffler... 5537

1982 4 Cyl. 400, 2.2L, 2.6L Engine; without Catalytic Converter, with two Resonators, Export and Canada Models **(4221)**

DIRECT FIT MSL/MAXIMUM Muffler... 6550, Silentone DIY Muffler... 5537

DODGE 600

87-88 4 Cyl. 600, 2.2L EFI Turbocharged Engine; 4-Door; with Catalytic Converter

(4277)

UNIVERSAL FIT MSL/MAXIMUM Muffler... 6582

NA-Not Available. NR-Not Required. FL-Remove and Re-Use Old Flange. ● Golden Warehouse. O.E.-Original Equipment.

Airtube Kit [4948] may be required to complete installation. EFI-Electronic Fuel Injection.

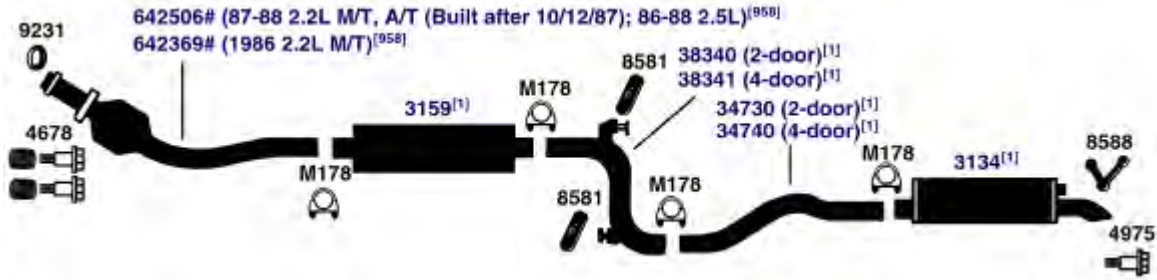
[1] OE system was a welded assembly. It is recommended that all parts noted [1] should be replaced.

[98] Refer to current Catalytic Converter catalog or Website catalog for availability.

[958] Federal & California Emission vehicles. Not legal for sale for vehicles licensed in California.

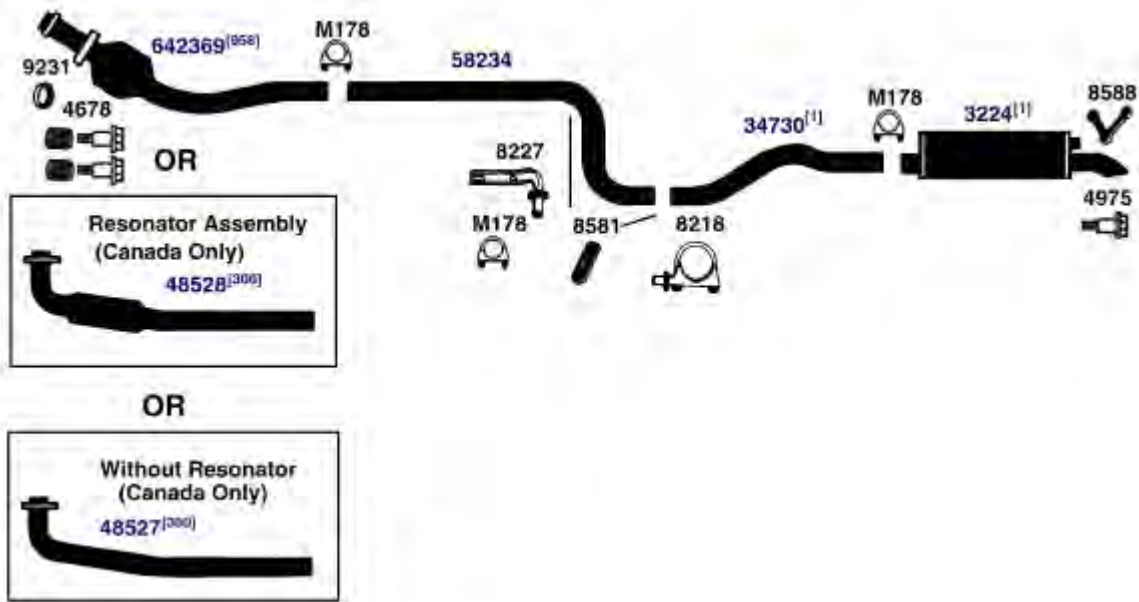
DODGE 600

(4276)	86-88	4 Cyl.	600, 2.2L EFI (except Turbocharger), 2.5L EFI Engine; 4-Door; with Catalytic Converter; with Resonator
	1986	4 Cyl.	600, 2.2L EFI (except Turbocharger), 2.5L EFI Engine; 2-Door; with Catalytic Converter; with Resonator



DIRECT FIT MSL/MAXIMUM Muffler... Front Muffler- 700067, Rear Muffler- 6550, Silentone DIY Muffler... Rear Muffler- 5537

(4273)	1985	4 Cyl.	600, 2.2L 2-barrel Engine; 2-Door; with Catalytic Converter
--------	------	--------	---



DIRECT FIT MSL/MAXIMUM Muffler... 700089, UNIVERSAL FIT MSL/MAXIMUM Muffler... 6568, Silentone DIY Muffler... 5563 and 14636 Spout

NA-Not Available. NR-Not Required. FL-Remove and Re-Use Old Flange. ● Golden Warehouse. O.E.-Original Equipment.

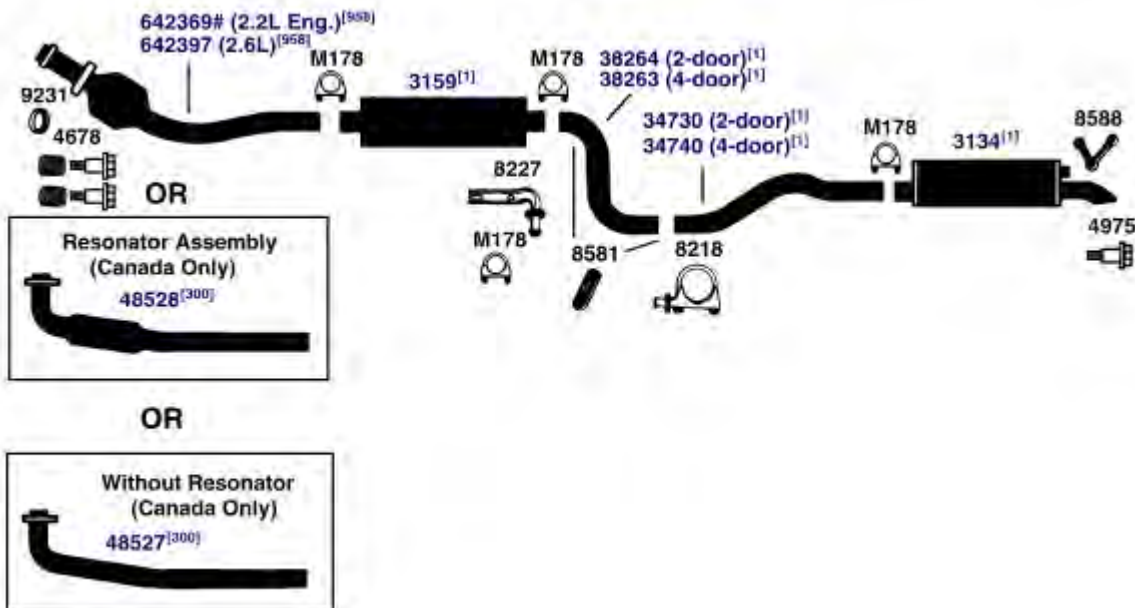
Airtube Kit [4948] may be required to complete installation. EFI-Electronic Fuel Injection.

[1] OE system was a welded assembly. It is recommended that all parts noted [1] should be replaced. [958] Federal & California Emission vehicles. Not legal for sale for vehicles licensed in California.

[300] For use when resonator originated from O.E. manufacturer.

1985 4 Cyl. 600, 2.2L (exc. Turbocharger), 2.6L Engine; 2-Door, 4-Door, with Catalytic Converter, with Resonator

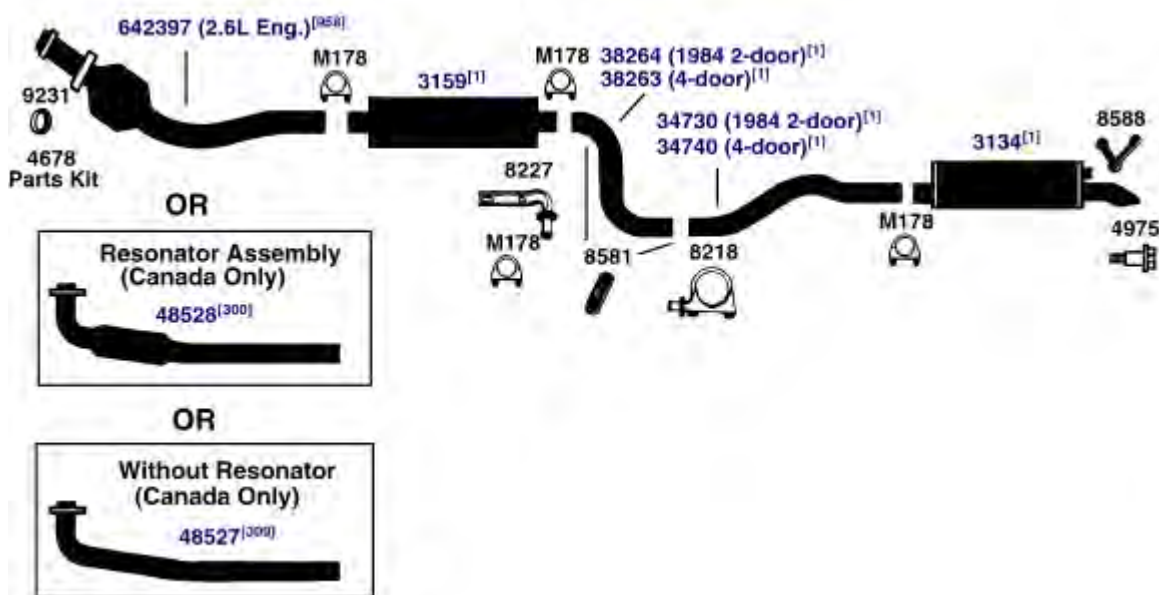
(4272)



DIRECT FIT MSL/MAXIMUM Muffler... Front Muffler- 700067, Rear Muffler- 6550, Silentone DIY Muffler... Rear Muffler- 5537

83-84 4 Cyl. 600, 2, 4-Door; 2.2L (except Turbocharger), 2.6L Engine; with Catalytic Converter, with Resonator

(4272E)



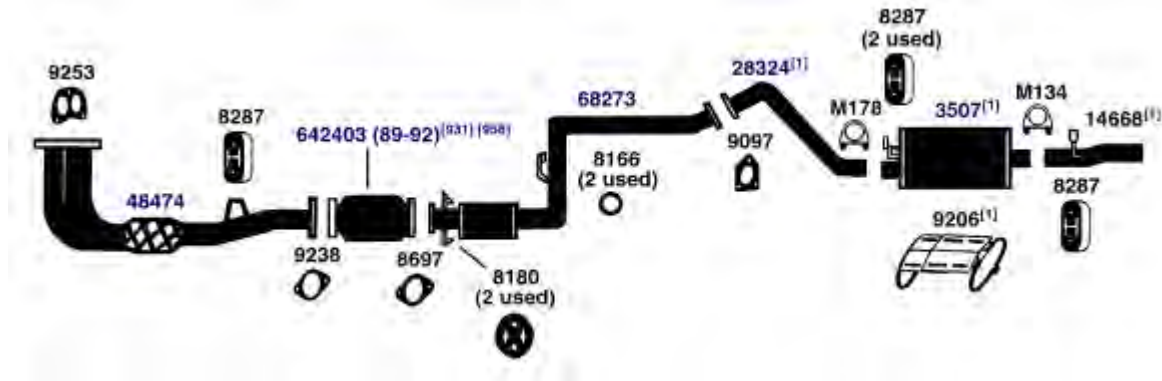
DIRECT FIT MSL/MAXIMUM Muffler... Front Muffler- 700067, Rear Muffler- 6550, Silentone DIY Muffler... Rear Muffler- 5537

NA-Not Available. NR-Not Required. FL-Remove and Re-Use Old Flange. ● Golden Warehouse. O.E.-Original Equipment.
Airtube Kit [4948] may be required to complete installation. EFI-Electronic Fuel Injection.

[1] OE system was a welded assembly. It is recommended that all parts noted [1] should be replaced. [958] Federal & California Emission vehicles. Not legal for sale for vehicles licensed in California.
[300] For use when resonator originated from O.E. manufacturer.

DODGE 2000 GTX

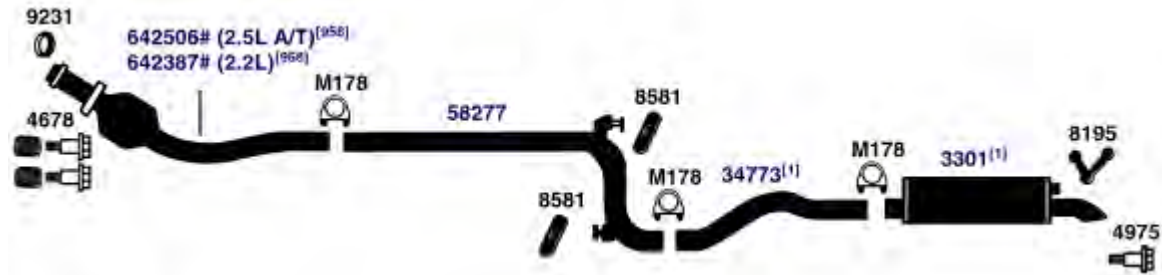
(100574) 89-93 4 Cyl. 2000 GTX, 2.0L SOHC Engine (CANADA ONLY)



DIRECT FIT MSL/MAXIMUM Muffler... 6544

DODGE ARIES

(4333) 1989 4 Cyl. Aries, Aries America; 2.2L, 2.5L EFI Engine (135, 153); with Catalytic Converter, without Resonator



DIRECT FIT MSL/MAXIMUM Muffler... 700105, UNIVERSAL FIT MSL/MAXIMUM Muffler... 6582, Silentone DIY Muffler... 5563 and 14636 Spout

NA-Not Available. NR-Not Required. FL-Remove and Re-Use Old Flange. ● Golden Warehouse. O.E.-Original Equipment.
Airtube Kit [4948] may be required to complete installation. EFI-Electronic Fuel Injection.

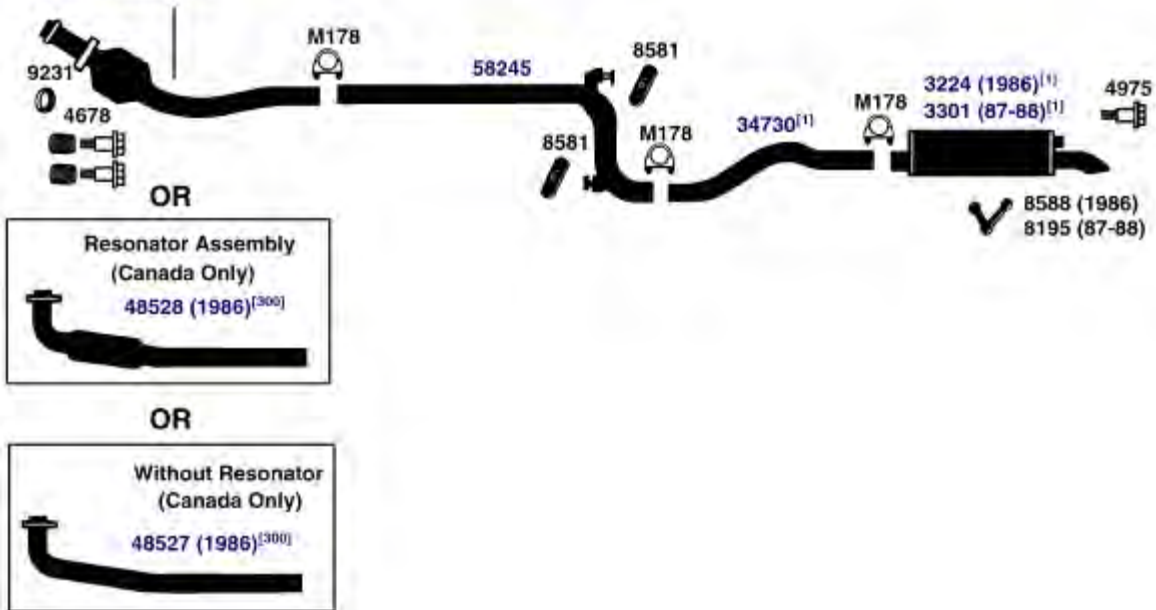
[1] OE system was a welded assembly. It is recommended that all parts noted [1] should be replaced.

[931] This unit was designed to fit many applications. Measurement of the old unit and cutting of new unit is required.

[958] Federal & California Emission vehicles. Not legal for sale for vehicles licensed in California.

1988	4 Cyl.	Aries, Aries America; 2.2L, EFI Engine; with Catalytic Converter, without Resonator	(4332)
86-87	4 Cyl.	Aries, 2.2L, EFI Engine; with Catalytic Converter, without Resonator	

642506# (87-88, M/T, A/T (built after 10/12/87) exc. Turbo)^[958]
 642369# (1986, M/T)^[958]



DIRECT FIT MSL/MAXIMUM Muffler... 1986- 700089 (1986), 87-88- 700105 (87-88), 700105, UNIVERSAL FIT MSL/MAXIMUM Muffler...
 1986- 6568 (1986), 87-88- 6582 (87-88), 6582, Silentone DIY Muffler... 1986- 5563 and 14636 Spout, 87-88- 5563 and 14636 Spout

NA-Not Available. NR-Not Required. FL-Remove and Re-Use Old Flange. ● Golden Warehouse. O.E.-Original Equipment.
 # Airtube Kit [4948] may be required to complete installation. EFI-Electronic Fuel Injection.

[1] OE system was a welded assembly. It is recommended that all parts noted [1] should be replaced. [958] Federal & California Emission vehicles. Not legal for sale for vehicles licensed in California.

[300] For use when resonator originated from O.E. manufacturer.

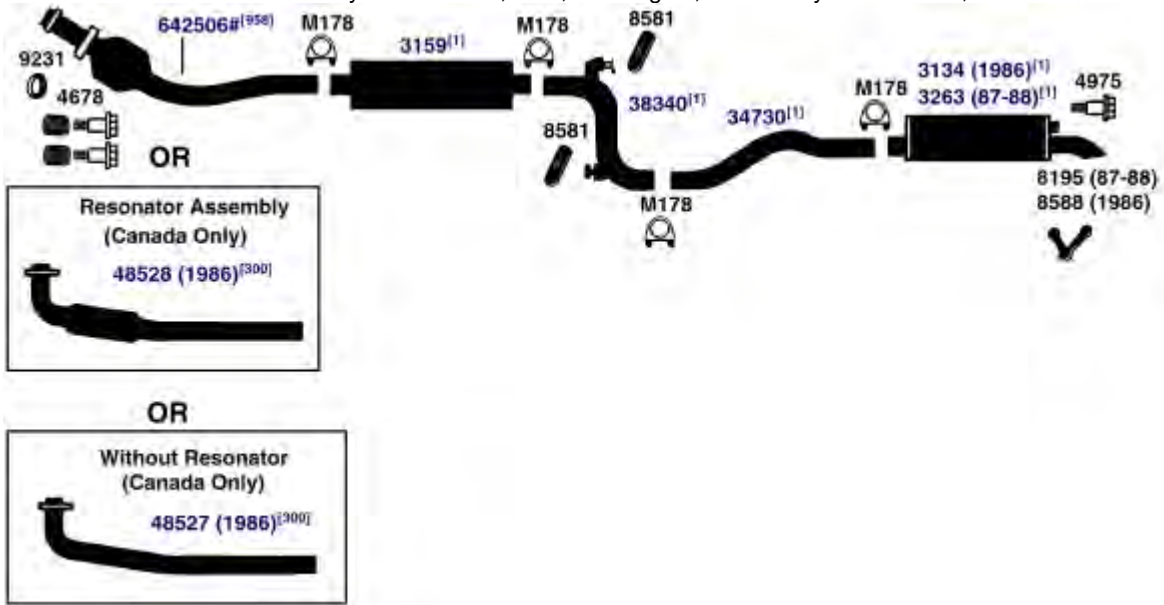
DODGE ARIES

(4331)

1988
86-87

4 Cyl.
4 Cyl.

Aries, Aries America; 2.5L, EFI Engine; with Catalytic Converter, with Resonator
Aries, 2.5L, EFI Engine; with Catalytic Converter, with Resonator



DIRECT FIT MSL/MAXIMUM Muffler... Front Muffler- 700067, Rear Muffler (1986)- 6550 (1986), Rear Muffler (87-88)- 700101 (87-88), UNIVERSAL FIT MSL/MAXIMUM Muffler... Rear Muffler (87-88)- 6582 (87-88), Silentone DIY Muffler... Rear Muffler (1986)- 5537 (1986)

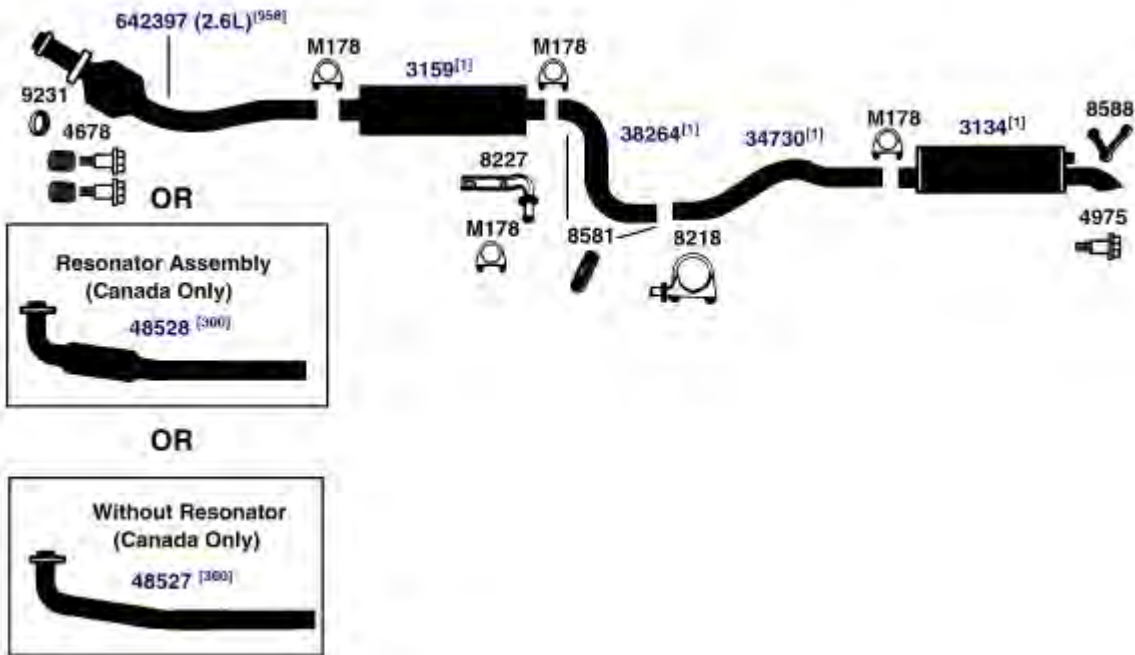
NA-Not Available. NR-Not Required. FL-Remove and Re-Use Old Flange. ● Golden Warehouse. O.E.-Original Equipment.

Airtube Kit [4948] may be required to complete installation. EFI-Electronic Fuel Injection.

[1] OE system was a welded assembly. It is recommended that all parts noted [1] should be replaced. [958] Federal & California Emission vehicles. Not legal for sale for vehicles licensed in California.

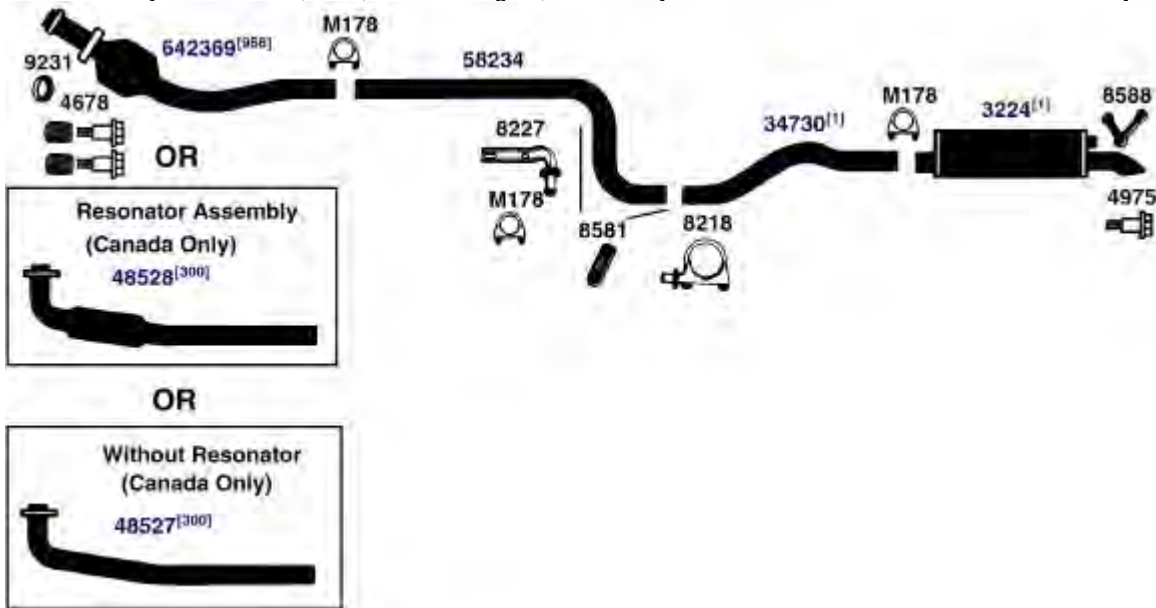
[300] For use when resonator originated from O.E. manufacturer.

1985	4 Cyl.	Aries; 2.2L EFI; with Catalytic Converter, with resonator	(4328)
1985	4 Cyl.	Aries; 2.6L 2-barrel Engine; with Catalytic Converter, with Resonator	



DIRECT FIT MSL/MAXIMUM Muffler... Front Muffler- 700067, Rear Muffler- 6550, Silentone DIY Muffler... Rear Muffler- 5537

1985	4 Cyl.	Aries, 2.2L, 2-barrel Engine; with Catalytic Converter	(4329)
-------------	--------	--	---------------



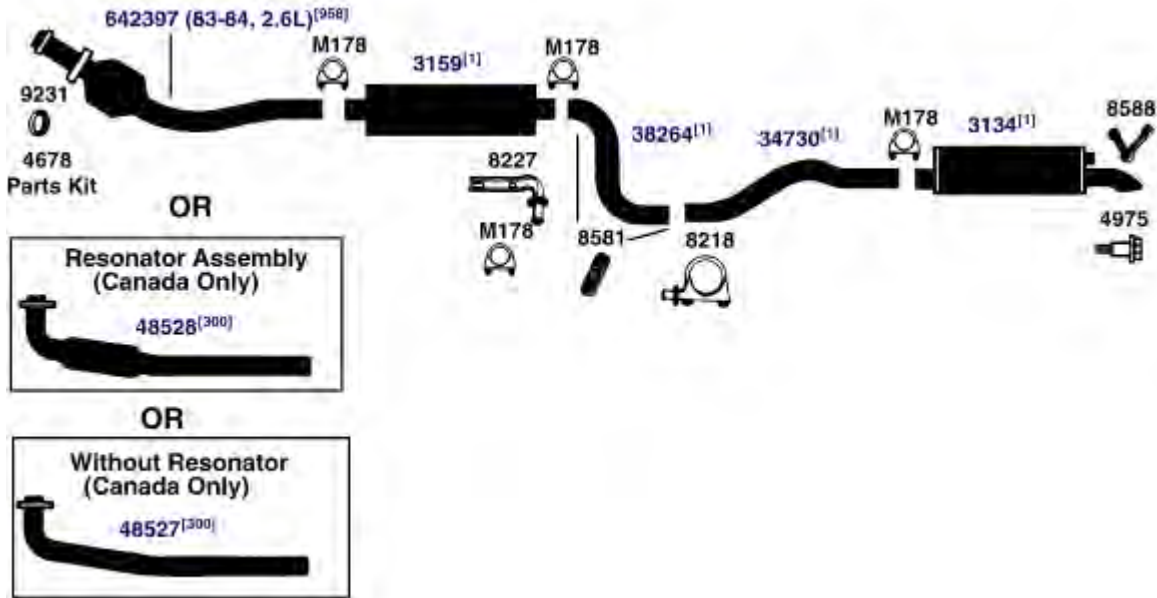
DIRECT FIT MSL/MAXIMUM Muffler... 700089, UNIVERSAL FIT MSL/MAXIMUM Muffler... 6568, Silentone DIY Muffler... 5563 and 14636 Spout

NA-Not Available. NR-Not Required. FL-Remove and Re-Use Old Flange. ● Golden Warehouse. O.E.-Original Equipment.
 # Airtube Kit [4948] may be required to complete installation. EFI-Electronic Fuel Injection.

[1] OE system was a welded assembly. It is recommended that all parts noted [1] should be replaced. [958] Federal & California Emission vehicles. Not legal for sale for vehicles licensed in California.
 [300] For use when resonator originated from O.E. manufacturer.

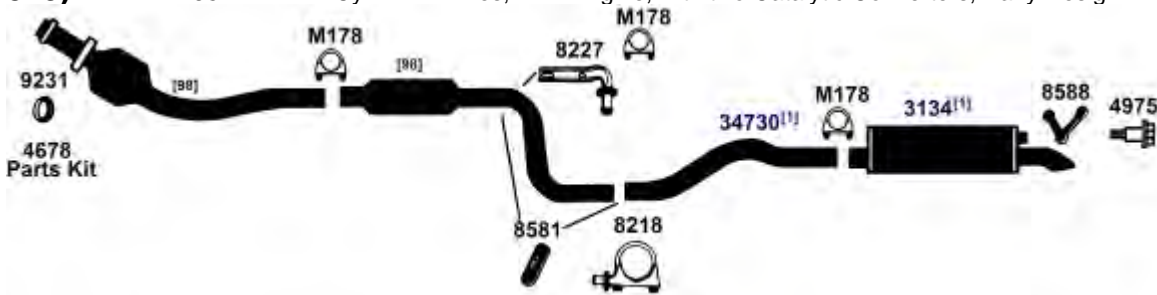
DODGE ARIES

(4328E) 82-84 4 Cyl. Aries; 2.2L, 2.6L Engine; with one Catalytic Converter, with Resonator; 1982 Late Design



DIRECT FIT MSL/MAXIMUM Muffler... Front Muffler- 700067, Rear Muffler- 6550, Silentone DIY Muffler... Rear Muffler- 5537

(4325) 1982 4 Cyl. Aries, 2.2L Engine, with two Catalytic Converters, Early Design



DIRECT FIT MSL/MAXIMUM Muffler... 6550, Silentone DIY Muffler... 5537

NA-Not Available. NR-Not Required. FL-Remove and Re-Use Old Flange. ● Golden Warehouse. O.E.-Original Equipment.
Airtube Kit [4948] may be required to complete installation. EFI-Electronic Fuel Injection.

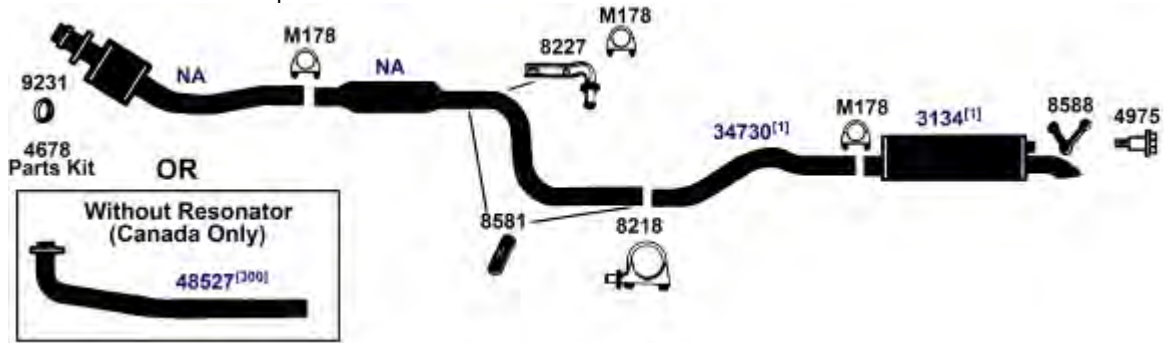
[1] OE system was a welded assembly. It is recommended that all parts noted [1] should be replaced.

[98] Refer to current Catalytic Converter catalog or Website catalog for availability.

[300] For use when resonator originated from O.E. manufacturer.

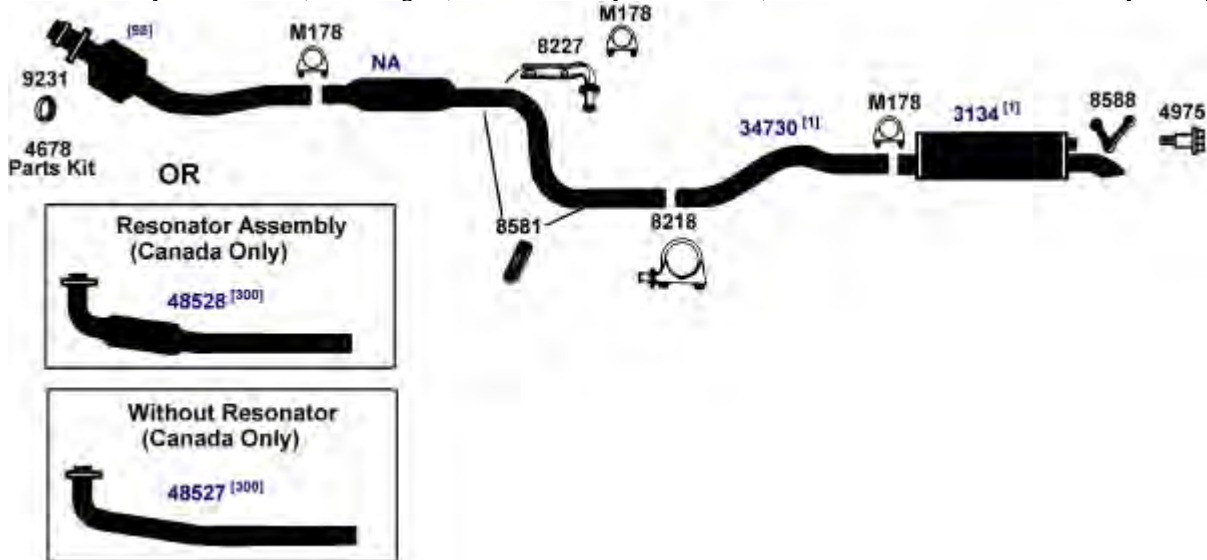
[958] Federal & California Emission vehicles. Not legal for sale for vehicles licensed in California.

81-82 4 Cyl. Aries, 2.2L, 2.6L Engine; without Catalytic Converter, with two Resonators, Export and Canada Models (4326)



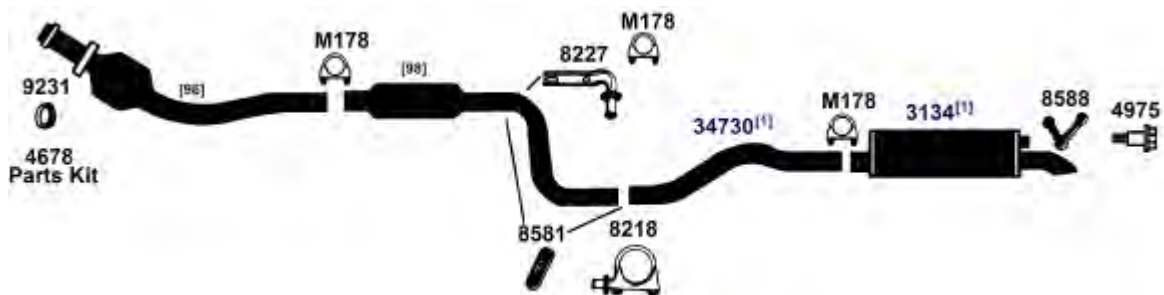
DIRECT FIT MSL/MAXIMUM Muffler... 6550, Silentone DIY Muffler... 5537

81-82 4 Cyl. Aries, 2.6L Engine, with one Catalytic Converter, with one Resonator (4323)



DIRECT FIT MSL/MAXIMUM Muffler... 6550, Silentone DIY Muffler... 5537

1981 4 Cyl. Aries, 2.2L Engine, with two Catalytic Converters (4322)



DIRECT FIT MSL/MAXIMUM Muffler... 6550, Silentone DIY Muffler... 5537

NA-Not Available. NR-Not Required. FL-Remove and Re-Use Old Flange. ● Golden Warehouse. O.E.-Original Equipment.
Airtube Kit [4948] may be required to complete installation. EFI-Electronic Fuel Injection.

[1] OE system was a welded assembly. It is recommended that all parts noted [1] should be replaced.

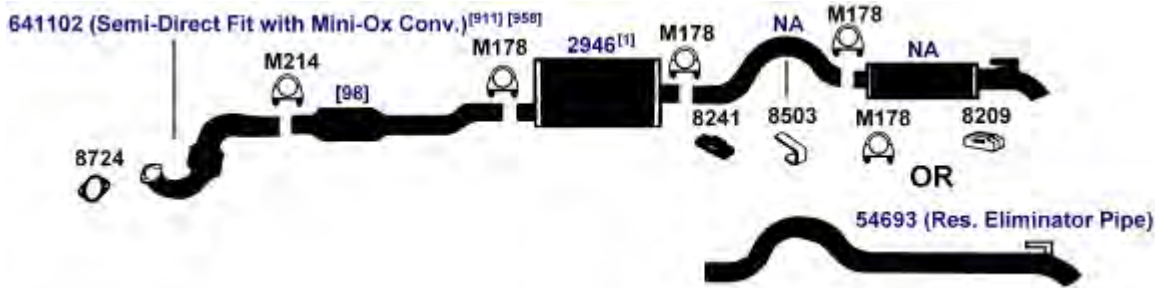
[98] Refer to current Catalytic Converter catalog or Website catalog for availability.

[300] For use when resonator originated from O.E. manufacturer.

[958] Federal & California Emission vehicles. Not legal for sale for vehicles licensed in California.

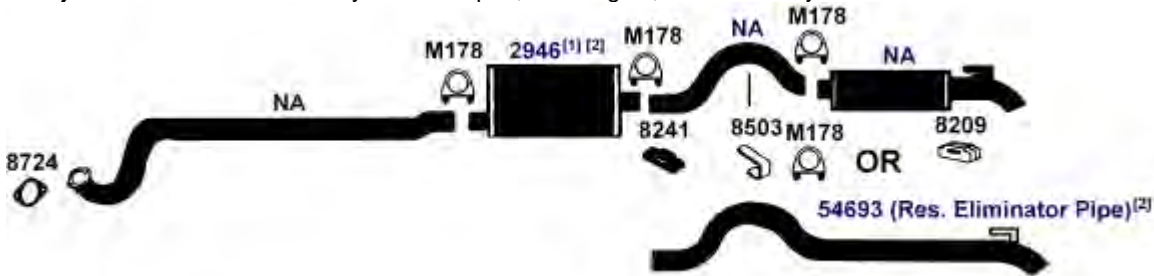
DODGE ASPEN

- (4408)** 1980 6 Cyl. Aspen, 225 Engine, with Catalytic Converter
 1979 6 Cyl. Aspen, 225 Engine, 2-barrel Carb., with Mini-Ox Converter, Catalytic Converter, California Emissions



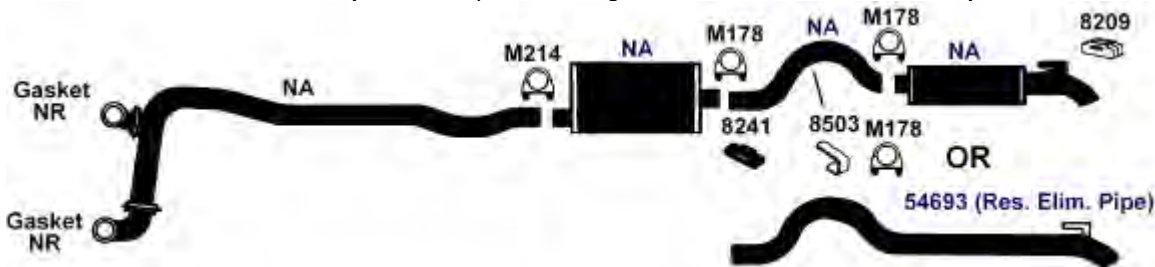
DIRECT FIT MSL/MAXIMUM Muffler... Front Muffler- 700053, UNIVERSAL FIT MSL/MAXIMUM Muffler... Front Muffler- 709008, 6503, Silentone DIY Muffler... Front Muffler- 5511

- (4406)** 79-80 6 Cyl. Aspen, 225 Engine, without Catalytic Converter



DIRECT FIT MSL/MAXIMUM Muffler... Front Muffler- 700053, UNIVERSAL FIT MSL/MAXIMUM Muffler... Front Muffler- 709008, 6503, Silentone DIY Muffler... Front Muffler- 5511

- (4403)** 79-80 8 Cyl. Aspen, 318 Engine, without Catalytic Converter
 1979 8 Cyl. Aspen, 360 Engine, 2-barrel Carb., without Catalytic Converter



UNIVERSAL FIT MSL/MAXIMUM Muffler... Front Muffler- 6504, Silentone DIY Muffler... Front Muffler- 5502

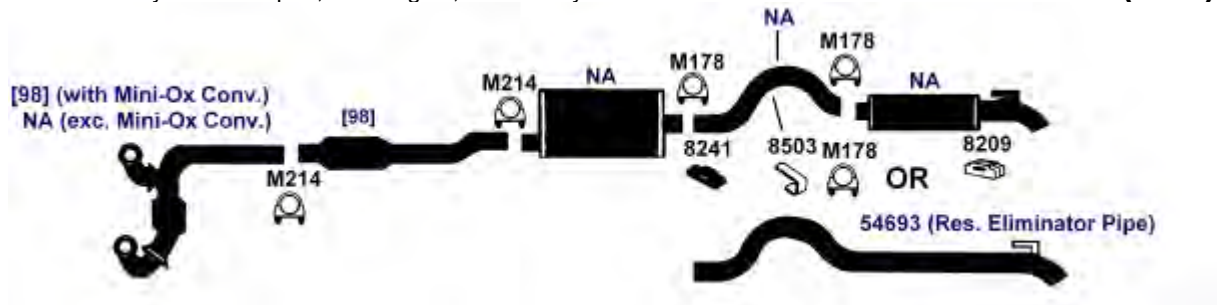
NA-Not Available. NR-Not Required. FL-Remove and Re-Use Old Flange. ● Golden Warehouse. O.E.-Original Equipment.
 # Airtube Kit [4948] may be required to complete installation. EFI-Electronic Fuel Injection.

- [1] OE system was a welded assembly. It is recommended that all parts noted [1] should be replaced.
 [2] May be necessary to replace all noted [2] parts.
 [98] Refer to current Catalytic Converter catalog or Website catalog for availability.

- [911] Semi-Direct Fit converter. Fabrication required.
 [958] Federal & California Emission vehicles. Not legal for sale for vehicles licensed in California.

79-80 8 Cyl. Aspen, 318 Engine, with Catalytic Converter

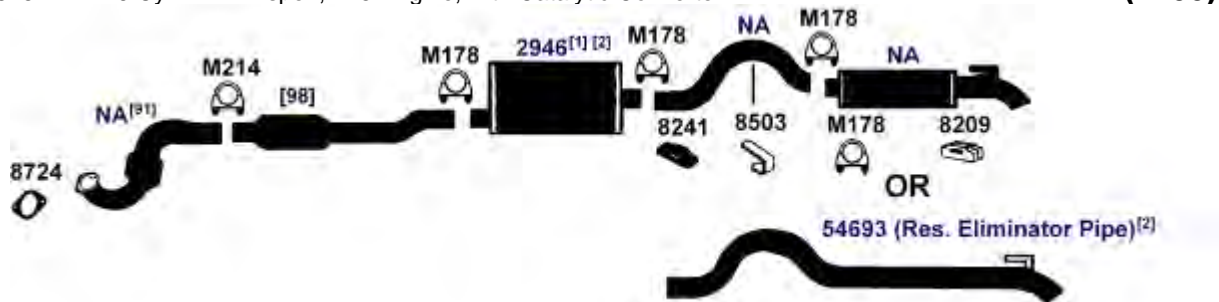
(4407)



UNIVERSAL FIT MSL/MAXIMUM Muffler... Front Muffler- 6504, Silentone DIY Muffler... Front Muffler- 5502

1979 6 Cyl. Aspen, 225 Engine, with Catalytic Converter

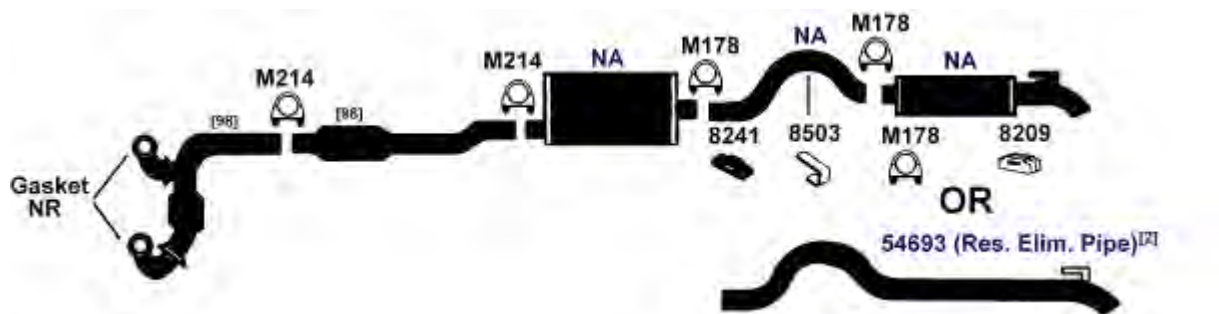
(4400)



DIRECT FIT MSL/MAXIMUM Muffler... Front Muffler- 700053, UNIVERSAL FIT MSL/MAXIMUM Muffler... Front Muffler- 6503, 709008, Silentone DIY Muffler... Front Muffler- 5511

1979 8 Cyl. Aspen, 360 Engine, 2-barrel Carb., with Catalytic Converter

(4396)



UNIVERSAL FIT MSL/MAXIMUM Muffler... Front Muffler- 6504, Silentone DIY Muffler... Front Muffler- 5502

NA-Not Available. NR-Not Required. FL-Remove and Re-Use Old Flange. ● Golden Warehouse. O.E.-Original Equipment.
Airtube Kit [4948] may be required to complete installation. EFI-Electronic Fuel Injection.

[1] OE system was a welded assembly. It is recommended that all parts noted [1] should be replaced.

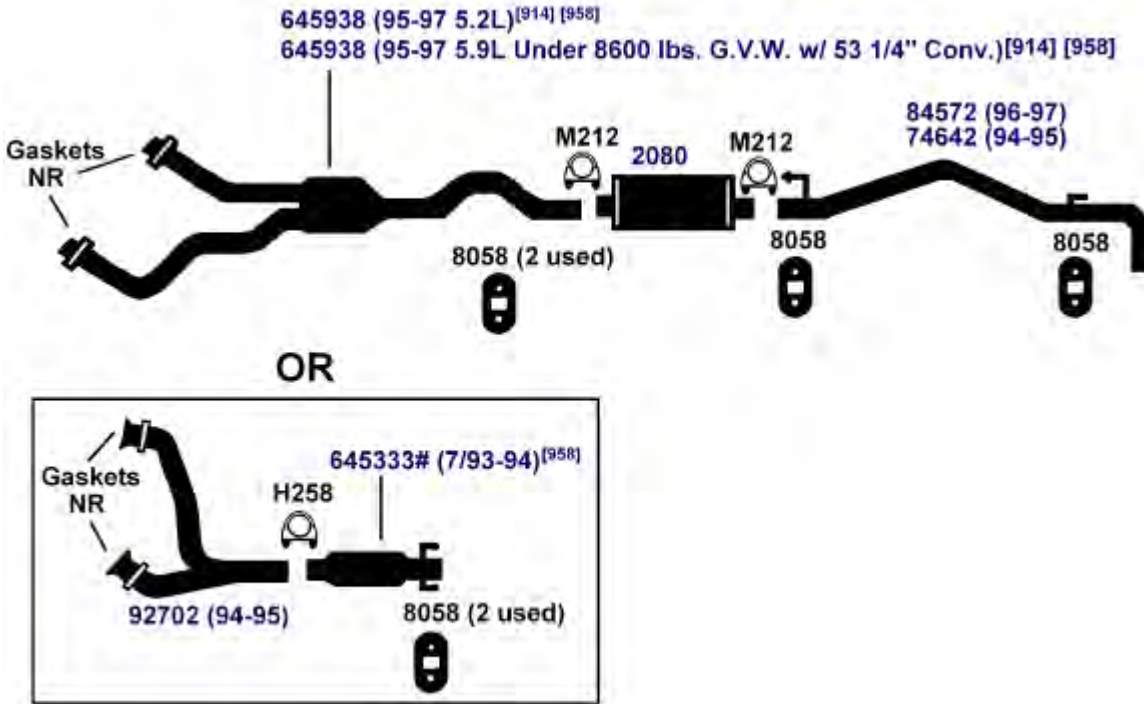
[2] May be necessary to replace all noted [2] parts.

[91] May require removal of plug for connection to models with air pump.

[98] Refer to current Catalytic Converter catalog or Website catalog for availability.

DODGE B, C, P SERIES; VANS, WAGONS

(24715) 1994 8 Cyl. B250, B350; 127" W.B.; (318) 5.2L, (360) 5.9L Engine from 7-93
 1994 8 Cyl. B150, B250; 109", 127" W.B.; (318) 5.2L Engine; from 7-93



DIRECT FIT MSL/MAXIMUM Muffler... 700195

NA-Not Available. NR-Not Required. FL-Remove and Re-Use Old Flange. ● Golden Warehouse. O.E.-Original Equipment.
 # Airtube Kit [4948] may be required to complete installation. EFI-Electronic Fuel Injection.

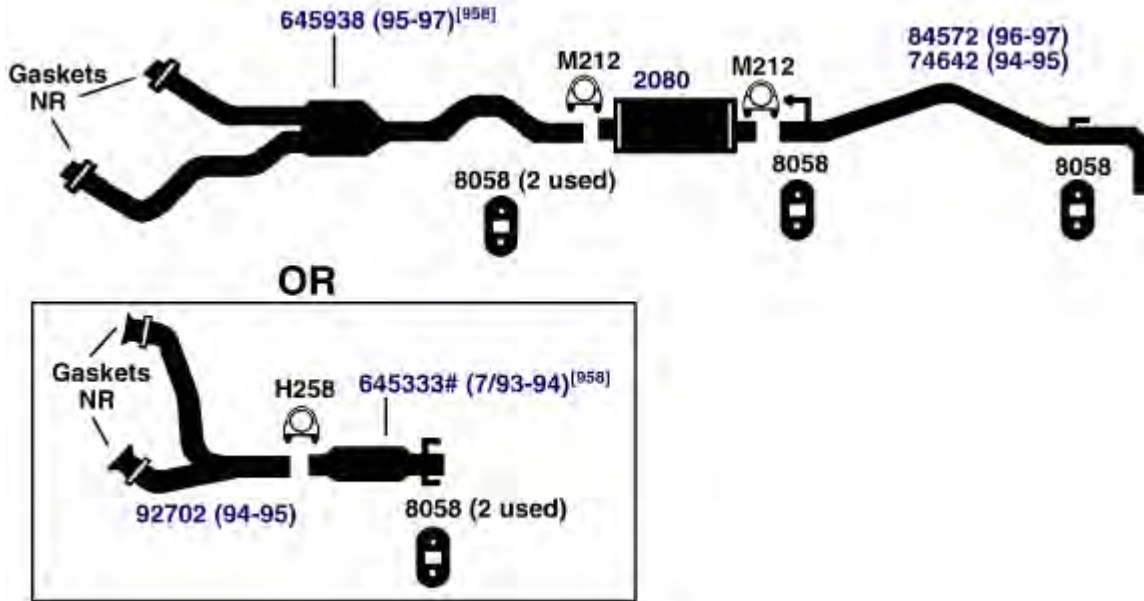
^[914] Direct fit converter includes front (Exhaust) pipe, (1) piece assembly.

^[958] Federal & California Emission vehicles. Not legal for sale for vehicles licensed in California.

DODGE B, C, P SERIES; VANS, WAGONS

1994 6 Cyl. B150, B250; 3.9L (239) Engine; 109", 127" W.B.

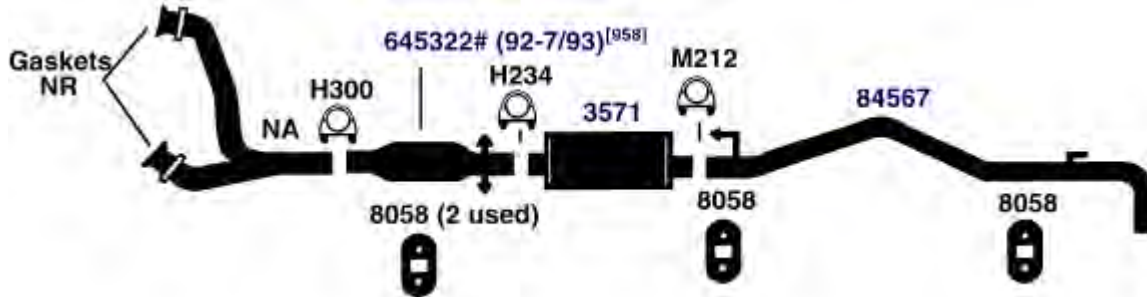
(23530)



DIRECT FIT MSL/MAXIMUM Muffler... 700195

1994 6 Cyl. B150, B250; 109", 127" W.B.; 3.9L (239) Engine; before 7-93
 92-93 6 Cyl. B150, B250; 109", 127" W.B.; 3.9L (239) Engine; with Converter

(23529)



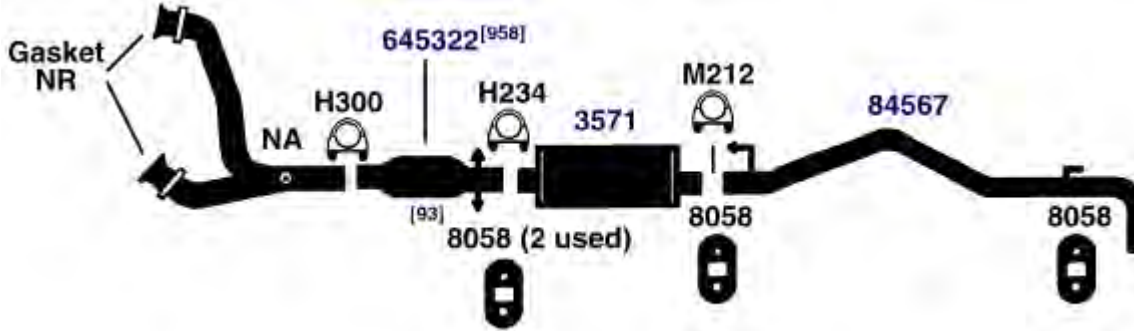
DIRECT FIT MSL/MAXIMUM Muffler... 700156

NA-Not Available. NR-Not Required. FL-Remove and Re-Use Old Flange. ● Golden Warehouse. O.E.-Original Equipment.
 # Airtube Kit [4948] may be required to complete installation. EFI-Electronic Fuel Injection.

[958] Federal & California Emission vehicles. Not legal for sale for vehicles licensed in California.

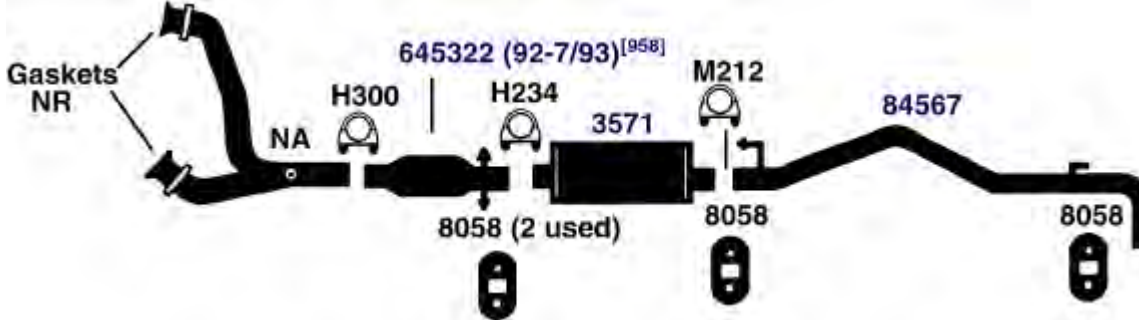
DODGE B, C, P SERIES; VANS, WAGONS

(24716)	1994	8 Cyl.	B350; 127" W.B.; (318, 360) (5.2L, 5.9L) Engine; before 7-93
	1994	8 Cyl.	B150, B250, 109", 127" W.B.; (318) (5.2L) Engine before 7-93



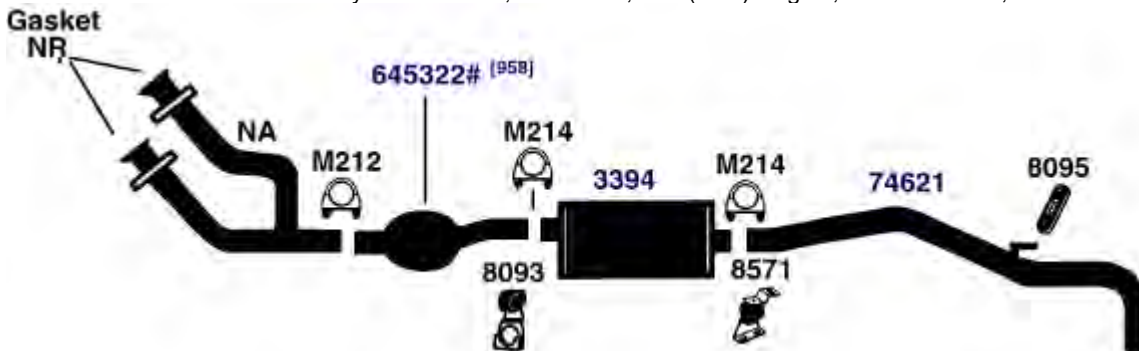
DIRECT FIT MSL/MAXIMUM Muffler... 700156

(24714)	1993	8 Cyl.	B150; 109", 127" W.B.; 318 (5.2L) Engine; with Converter
	1993	8 Cyl.	B250, B350; 109", 127" W.B.; 318, 360 (5.2L, 5.9L) Engine with Converter; without Sound Control
	1992	8 Cyl.	B150, B250, 109", 127" W.B.; 318 (5.2L) Engine with Converter
	1992	8 Cyl.	B350; 127" W.B.; 318 (5.2L) Engine; with Converter; without Sound Control



DIRECT FIT MSL/MAXIMUM Muffler... 700156

(24713)	1992	8 Cyl.	B250, B350; 127" W.B.; 360 (5.9L) Engine; with Converter; without Sound Control
	1992	8 Cyl.	B250; 109" W.B.; 360 (5.9L) Engine; with Converter; without Sound Control



DIRECT FIT MSL/MAXIMUM Muffler... 700120, UNIVERSAL FIT MSL/MAXIMUM Muffler... 6496, 6534, 690500, 690501

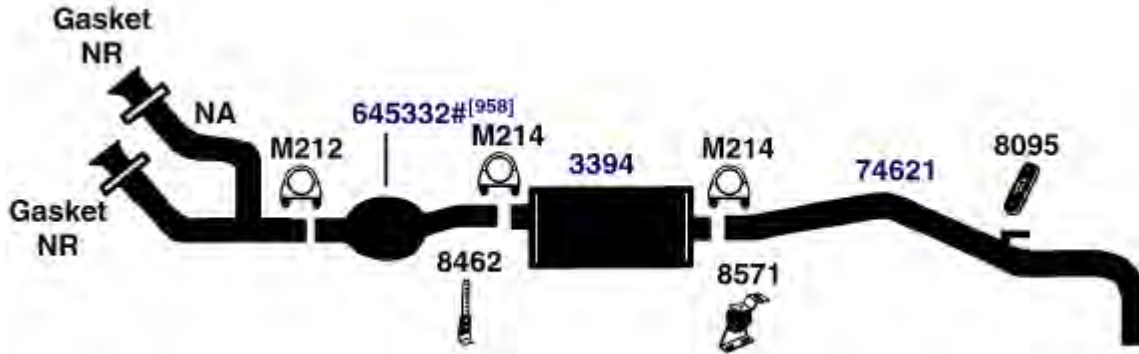
NA-Not Available. NR-Not Required. FL-Remove and Re-Use Old Flange. ● Golden Warehouse. O.E.-Original Equipment.
Airtube Kit [4948] may be required to complete installation. EFI-Electronic Fuel Injection.

[93] Locating clip must be knocked off OEM converter for proper installation.

[958] Federal & California Emission vehicles. Not legal for sale for vehicles licensed in California.

DODGE B, C, P SERIES; VANS, WAGONS

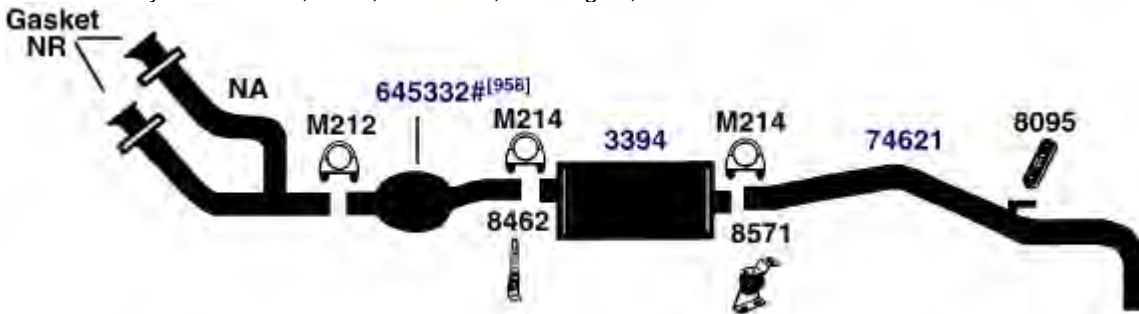
89-91 6 Cyl. B150, B250; 109", 127" W.B.; 3.9L (239) Engine; with Converter **(23528)**



DIRECT FIT MSL/MAXIMUM Muffler... 700120, UNIVERSAL FIT MSL/MAXIMUM Muffler... 6496, 6534, 690500, 690501

89-91 8 Cyl. B150, B250, B350; 127" W.B.; 318 Engine; with Converter **(24712)**

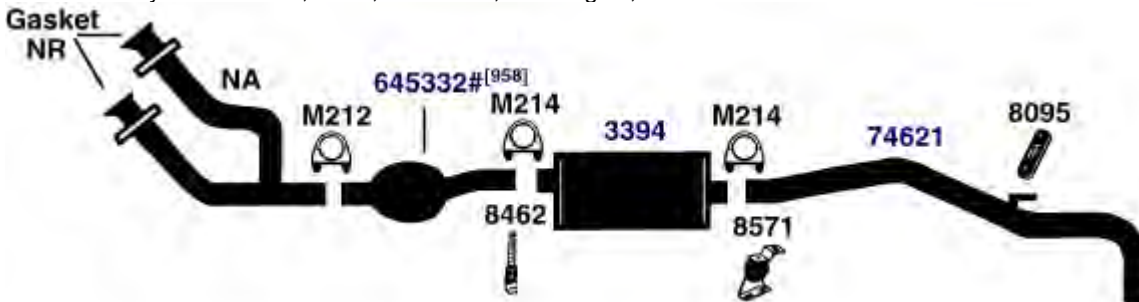
89-91 8 Cyl. B150, B250; 109" W.B.; 318 Engine; with Converter



DIRECT FIT MSL/MAXIMUM Muffler... 700120, UNIVERSAL FIT MSL/MAXIMUM Muffler... 6496, 6534, 690500, 690501

89-91 8 Cyl. B250; 109" W.B.; 360 Engine; with Converter **(24710)**

89-91 8 Cyl. B250, B350; 127" W.B.; 360 Engine; with Converter



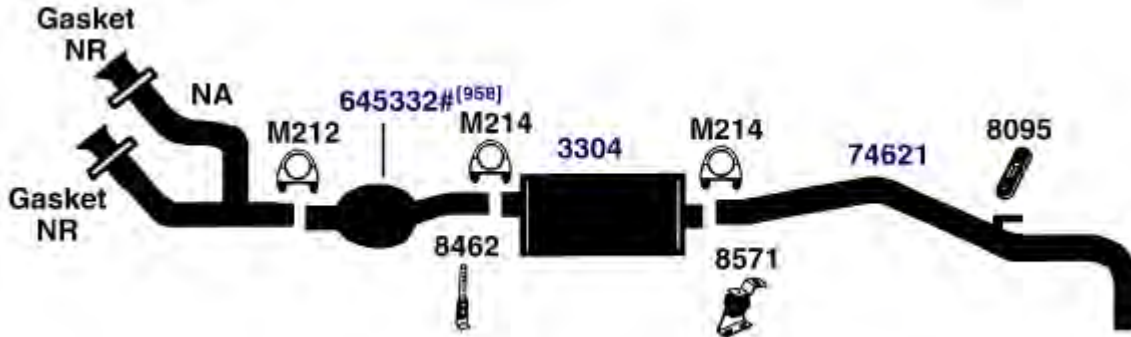
DIRECT FIT MSL/MAXIMUM Muffler... 700120, UNIVERSAL FIT MSL/MAXIMUM Muffler... 6496, 6534, 690500, 690501

NA-Not Available. NR-Not Required. FL-Remove and Re-Use Old Flange. ● Golden Warehouse. O.E.-Original Equipment.
Airtube Kit [4948] may be required to complete installation. EFI-Electronic Fuel Injection.

[958] Federal & California Emission vehicles. Not legal for sale for vehicles licensed in California.

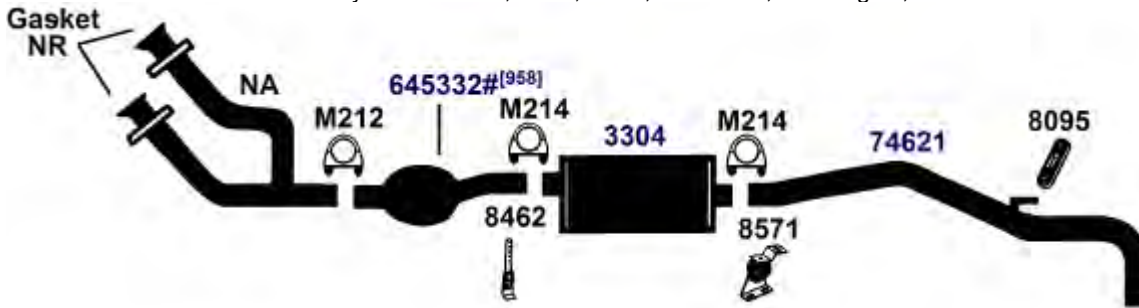
DODGE B, C, P SERIES; VANS, WAGONS

(23525)	1988	6 Cyl.	B150, B250; 127" W.B.; 239 Engine; with Converter
	1988	6 Cyl.	B100, B150; 109" W.B.; 239 Engine; with Converter



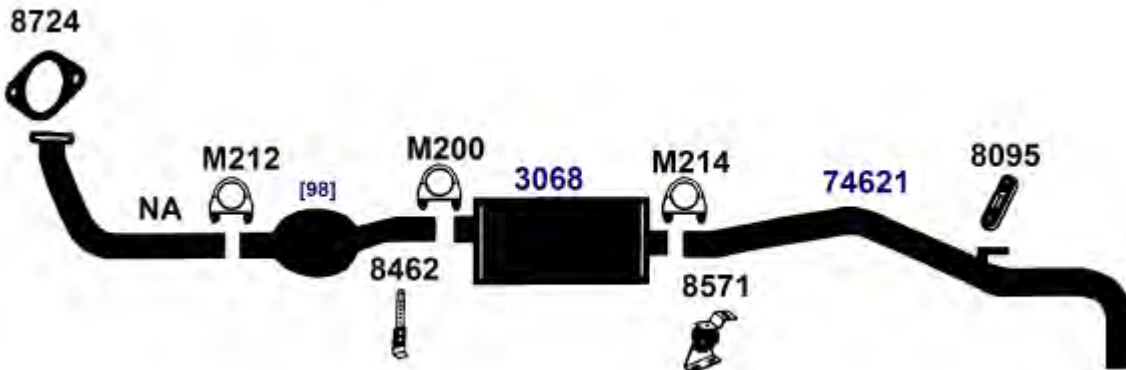
UNIVERSAL FIT MSL/MAXIMUM Muffler... 6533, 709014, 709992, Silentone DIY Muffler... 5506

(24701)	1988	8 Cyl.	B250, B350; 127" W.B.; 360 Engine; with Converter and Mini-Ox Converter; except California
	1988	8 Cyl.	B100, B150; 109" W.B.; 318 Engine; with Converter
	1988	8 Cyl.	B150, B250, B350; 127" W.B.; 318 Engine; with Converter



UNIVERSAL FIT MSL/MAXIMUM Muffler... 6533, 709014, 709992, Silentone DIY Muffler... 5506

(23526)	1987	6 Cyl.	B100, B150, B250; 109", 127" W.B.; 225 Engine; with Converter
---------	------	--------	---



DIRECT FIT MSL/MAXIMUM Muffler... 700062, UNIVERSAL FIT MSL/MAXIMUM Muffler... 6503, Silentone DIY Muffler... 5540

NA-Not Available. NR-Not Required. FL-Remove and Re-Use Old Flange. ● Golden Warehouse. O.E.-Original Equipment.

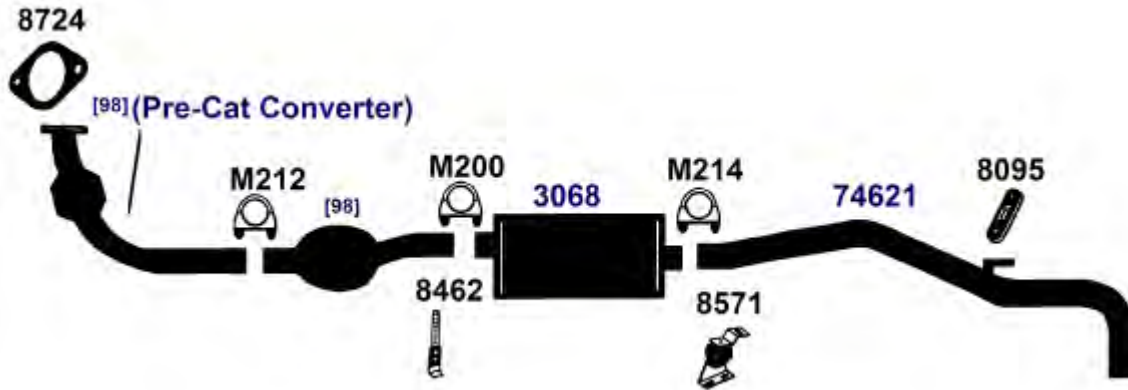
Airtube Kit [4948] may be required to complete installation. EFI-Electronic Fuel Injection.

[98] Refer to current Catalytic Converter catalog or Website catalog for availability.

[958] Federal & California Emission vehicles. Not legal for sale for vehicles licensed in California.

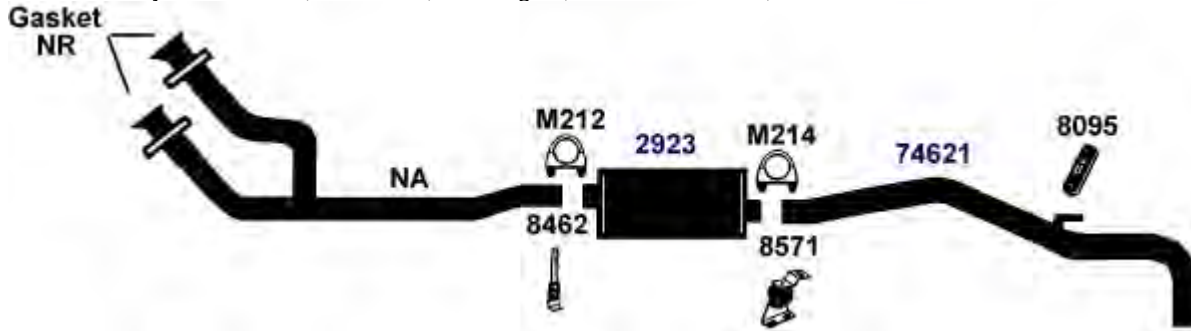
DODGE B, C, P SERIES; VANS, WAGONS

1987 6 Cyl. B100, B150, B250; 109", 127" W.B.; 225 Engine; with Converter and Mini-Ox Converter **(23527)**



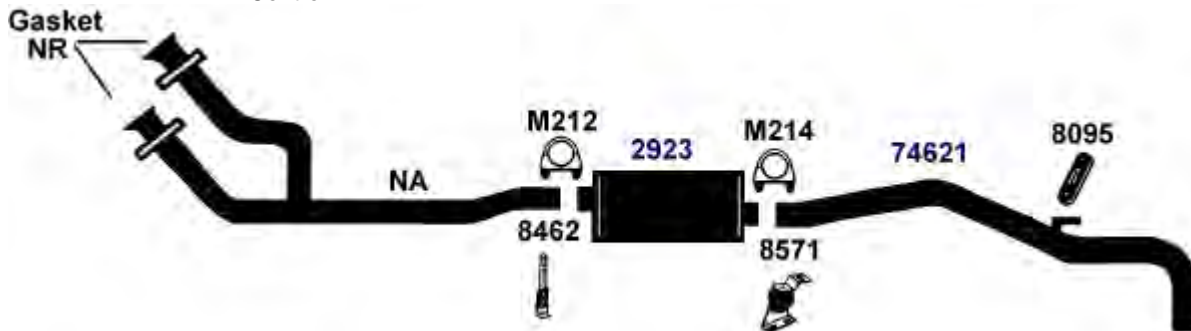
DIRECT FIT MSL/MAXIMUM Muffler... 700062, UNIVERSAL FIT MSL/MAXIMUM Muffler... 6503, Silentone DIY Muffler... 5540

1987 8 Cyl. B250; 109", 127" W.B.; 360 Engine; without Converter; without Sound Control **(24709)**
 1987 8 Cyl. B350; 127" W.B.; 360 Engine; without Converter; without Sound Control



DIRECT FIT MSL/MAXIMUM Muffler... 700050, UNIVERSAL FIT MSL/MAXIMUM Muffler... 6510, Silentone DIY Muffler... 5506

1987 8 Cyl. B150, B250; 109", 127" W.B.; 318 Engine; without Converter; without Sound Control **(24702)**



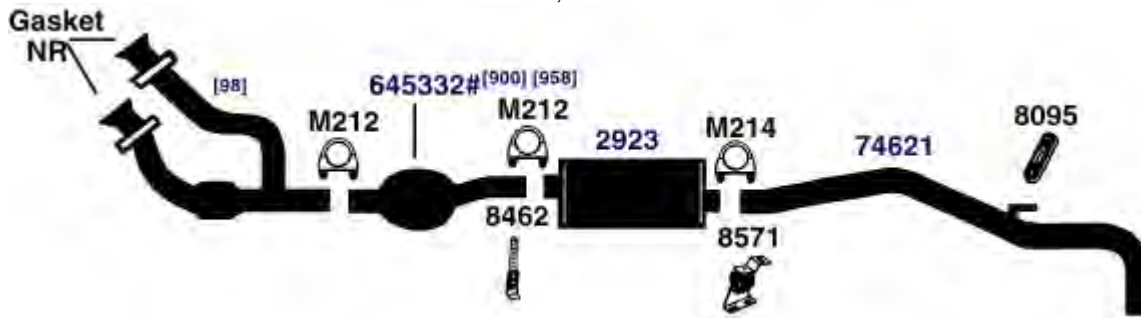
DIRECT FIT MSL/MAXIMUM Muffler... 700050, UNIVERSAL FIT MSL/MAXIMUM Muffler... 6510, Silentone DIY Muffler... 5506

NA-Not Available. NR-Not Required. FL-Remove and Re-Use Old Flange. ● Golden Warehouse. O.E.-Original Equipment.
 # Airtube Kit [4948] may be required to complete installation. EFI-Electronic Fuel Injection.

[98] Refer to current Catalytic Converter catalog or Website catalog for availability. [958] Federal & California Emission vehicles. Not legal for sale for vehicles licensed in California.

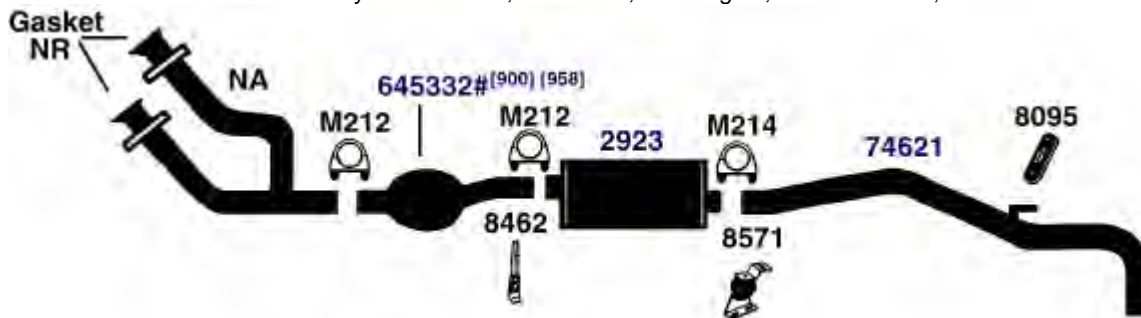
DODGE B, C, P SERIES; VANS, WAGONS

(24707)	1987	8 Cyl.	B250; 109", 127" W.B.; 360 Engine; with Converter and Mini-Ox Converter; without Sound Control
	1987	8 Cyl.	B350; 127" W.B.; 360 Engine; with Converter and Mini-Ox Converter; without Sound Control
	1987	8 Cyl.	B150, B250; 109", 127" W.B.; 318 Engine; with Converter and Mini-Ox Converter; without Sound Control



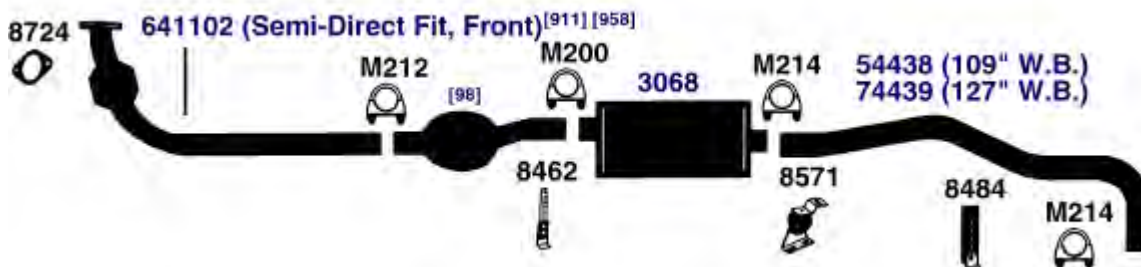
DIRECT FIT MSL/MAXIMUM Muffler... 700050, UNIVERSAL FIT MSL/MAXIMUM Muffler... 6510, Silentone DIY Muffler... 5506

(24703)	1987	8 Cyl.	B250; 109", 127" W.B.; 360 Engine; with Converter; without Sound Control
	1987	8 Cyl.	B150, B250; 109", 127" W.B.; 318 Engine; with Converter; without Sound Control
	1987	8 Cyl.	B350; 127" W.B.; 360 Engine; with Converter; without Sound Control



DIRECT FIT MSL/MAXIMUM Muffler... 700050, UNIVERSAL FIT MSL/MAXIMUM Muffler... 6510, Silentone DIY Muffler... 5506

(23523)	85-86	6 Cyl.	B150, B250; 109", 127" W.B.; 225 Engine; with Converter
----------------	-------	--------	---



DIRECT FIT MSL/MAXIMUM Muffler... 700062, UNIVERSAL FIT MSL/MAXIMUM Muffler... 6503, Silentone DIY Muffler... 5540

NA-Not Available. NR-Not Required. FL-Remove and Re-Use Old Flange. ● Golden Warehouse. O.E.-Original Equipment.

Airtube Kit [4948] may be required to complete installation. EFI-Electronic Fuel Injection.

[98] Refer to current Catalytic Converter catalog or Website catalog for availability.

[900] Direct fit converter may require resizing, cutting or bushing.

[911] Semi-Direct Fit converter. Fabrication required.

[958] Federal & California Emission vehicles. Not legal for sale for vehicles licensed in California.

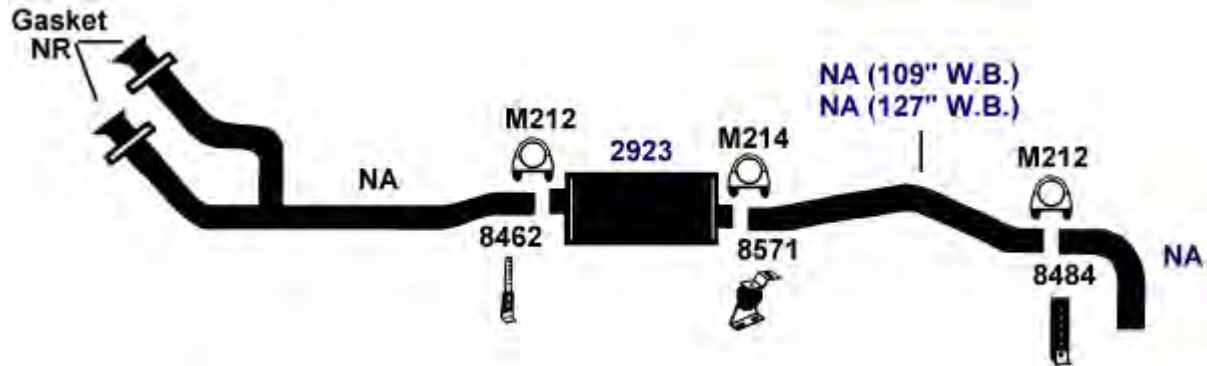
DODGE B, C, P SERIES; VANS, WAGONS

85-86 6 Cyl. B150, B250; 109", 127" W.B.; 225 Engine; without Converter **(23524)**



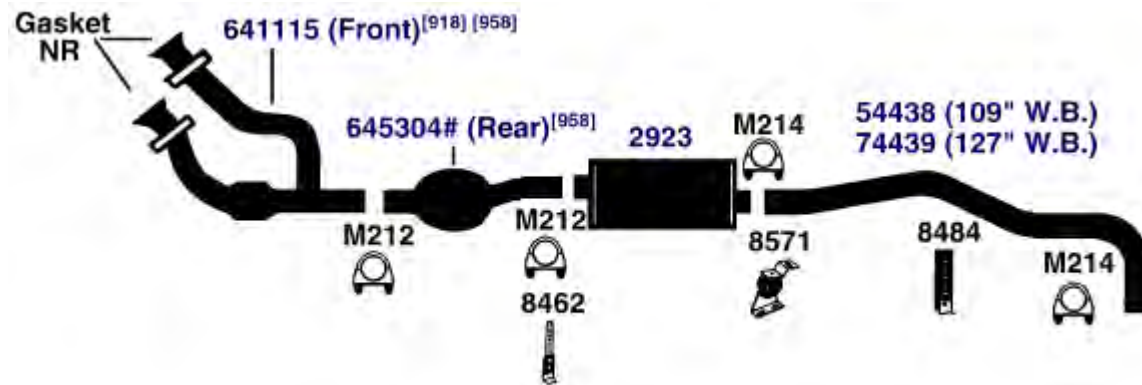
DIRECT FIT MSL/MAXIMUM Muffler... 700062, UNIVERSAL FIT MSL/MAXIMUM Muffler... 6503, Silentone DIY Muffler... 5540

85-86 8 Cyl. B150, B250, B350; 109", 127" W.B.; 318, 360 Engine; without Converter; with Sound Control **(24700)**



DIRECT FIT MSL/MAXIMUM Muffler... 700050, UNIVERSAL FIT MSL/MAXIMUM Muffler... 6510, Silentone DIY Muffler... 5506

85-86 8 Cyl. B150, B250, B350; 109", 127" W.B.; 318, 360 Engine; with Converter; without Sound Control **(24699)**



DIRECT FIT MSL/MAXIMUM Muffler... 700050, UNIVERSAL FIT MSL/MAXIMUM Muffler... 6510, Silentone DIY Muffler... 5506

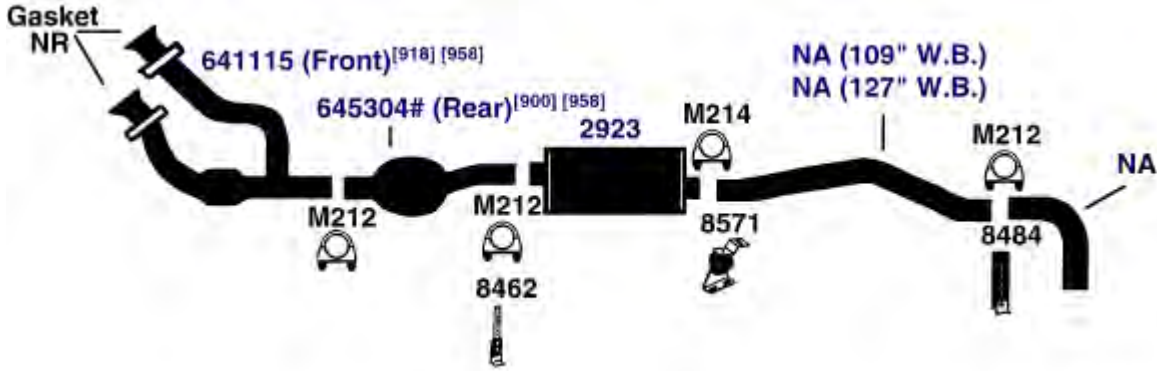
NA-Not Available. NR-Not Required. FL-Remove and Re-Use Old Flange. ● Golden Warehouse. O.E.-Original Equipment.
Airtube Kit [4948] may be required to complete installation. EFI-Electronic Fuel Injection.

[918] Models W/ one mini-Ox converter in Y-pipe

[958] Federal & California Emission vehicles. Not legal for sale for vehicles licensed in California.

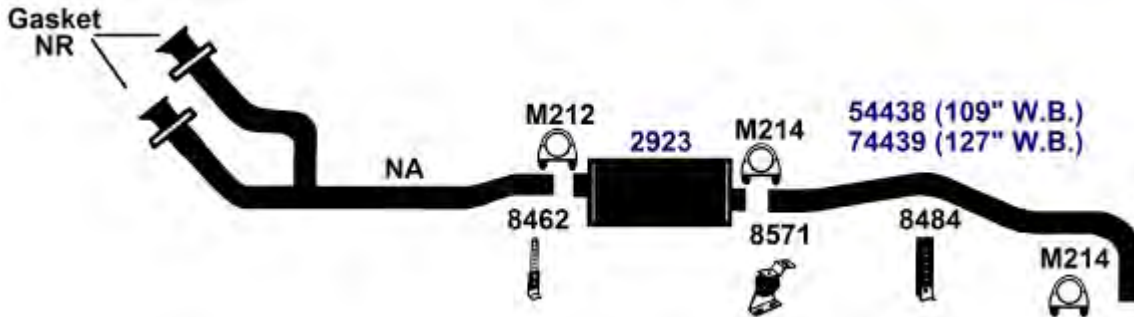
DODGE B, C, P SERIES; VANS, WAGONS

(24698) 85-86 8 Cyl. B150, B250, B350; 109", 127" W.B.; 318, 360 Engine; with Converter; with Sound Control



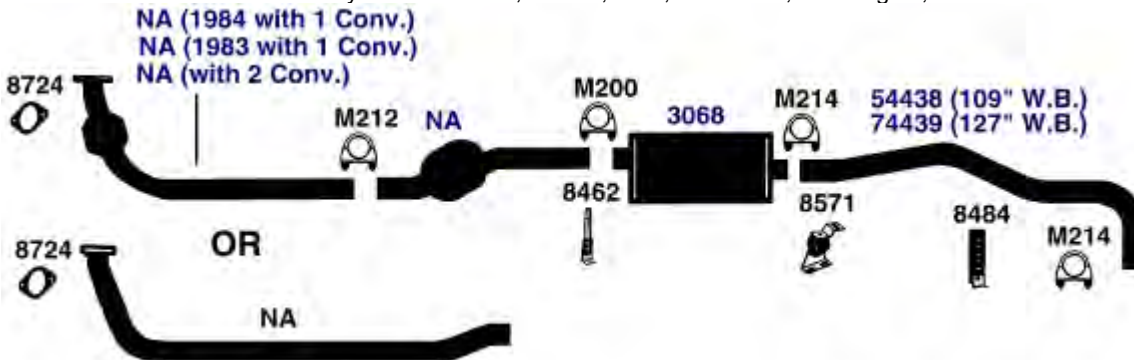
DIRECT FIT MSL/MAXIMUM Muffler... 700050, UNIVERSAL FIT MSL/MAXIMUM Muffler... 6510, Silentone DIY Muffler... 5506

(24697) 85-86 8 Cyl. B150, B250, B350; 109", 127" W.B.; 318, 360 Engine; without Converter; without Sound Control



DIRECT FIT MSL/MAXIMUM Muffler... 700050, UNIVERSAL FIT MSL/MAXIMUM Muffler... 6510, Silentone DIY Muffler... 5506

(23523E) 83-84 6 Cyl. B150, B250; 109", 127" W.B.; 225 Engine; with or without Converter
1983 6 Cyl. PB150, PB250; 109", 127" W.B.; 225 Engine; with or without Converter



DIRECT FIT MSL/MAXIMUM Muffler... 700062, UNIVERSAL FIT MSL/MAXIMUM Muffler... 6503, Silentone DIY Muffler... 5540

NA-Not Available. NR-Not Required. FL-Remove and Re-Use Old Flange. ● Golden Warehouse. O.E.-Original Equipment.
Airtube Kit [4948] may be required to complete installation. EFI-Electronic Fuel Injection.

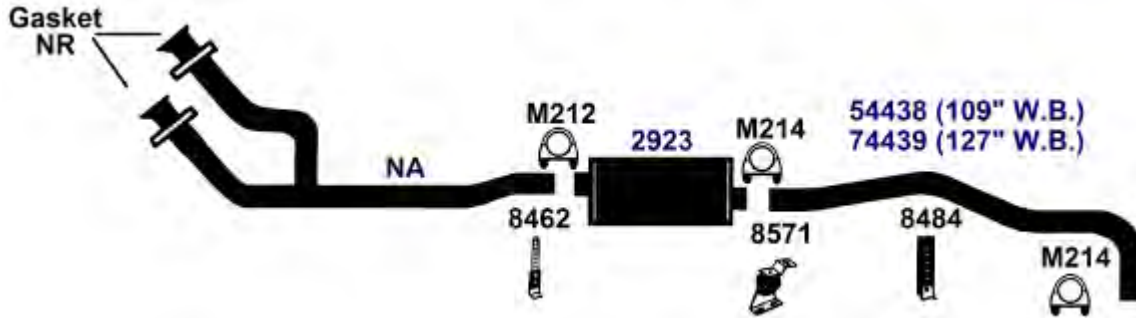
[98] Refer to current Catalytic Converter catalog or Website catalog for availability.

[958] Federal & California Emission vehicles. Not legal for sale for vehicles licensed in California.

[918] Models W/ one mini-Ox converter in Y-pipe

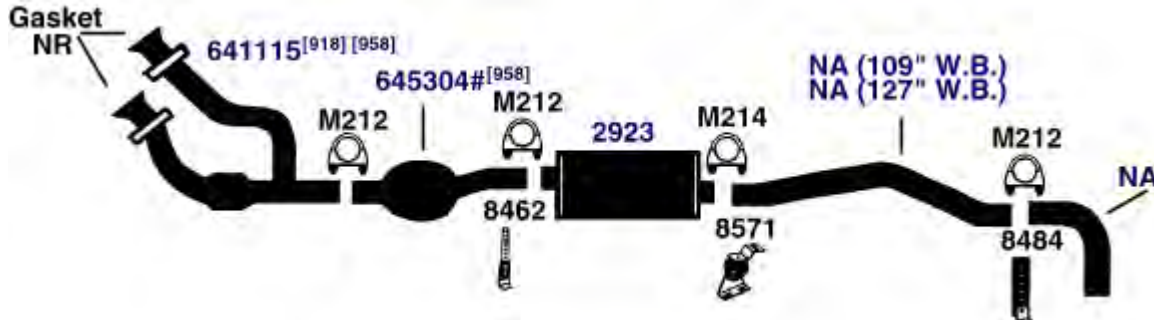
DODGE B, C, P SERIES; VANS, WAGONS

83-84	8 Cyl.	B150, B250, B350; 109", 127" W.B.; 318, 360 Engine; without Converter; without Sound Control	(24697E)
1983	8 Cyl.	PB150, PB250, PB350; 109", 127" W.B.; 318, 360 Engine; without Converter, without Sound Control	



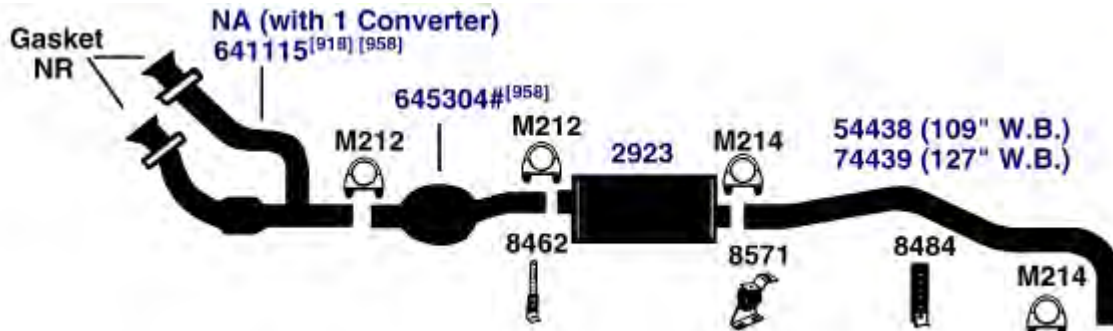
DIRECT FIT MSL/MAXIMUM Muffler... 700050, UNIVERSAL FIT MSL/MAXIMUM Muffler... 6510, Silentone DIY Muffler... 5506

83-84	8 Cyl.	B150, B250, B350; 109", 127" W.B.; 318, 360 Engine; with Converter; with Sound Control	(24698E)
1983	8 Cyl.	PB150, PB250, PB350; 109", 127" W.B.; 318, 360 Engine; with Converter, with Sound Control	



DIRECT FIT MSL/MAXIMUM Muffler... 700050, UNIVERSAL FIT MSL/MAXIMUM Muffler... 6510, Silentone DIY Muffler... 5506

83-84	8 Cyl.	B150, B250, B350; 109", 127" W.B.; 318, 360 Engine; with Converter; without Sound Control	(24699E)
1983	8 Cyl.	PB150, PB250, PB350; 109", 127" W.B.; 318, 360 Engine; with Converter, without Sound Control	



DIRECT FIT MSL/MAXIMUM Muffler... 700050, UNIVERSAL FIT MSL/MAXIMUM Muffler... 6510, Silentone DIY Muffler... 5506

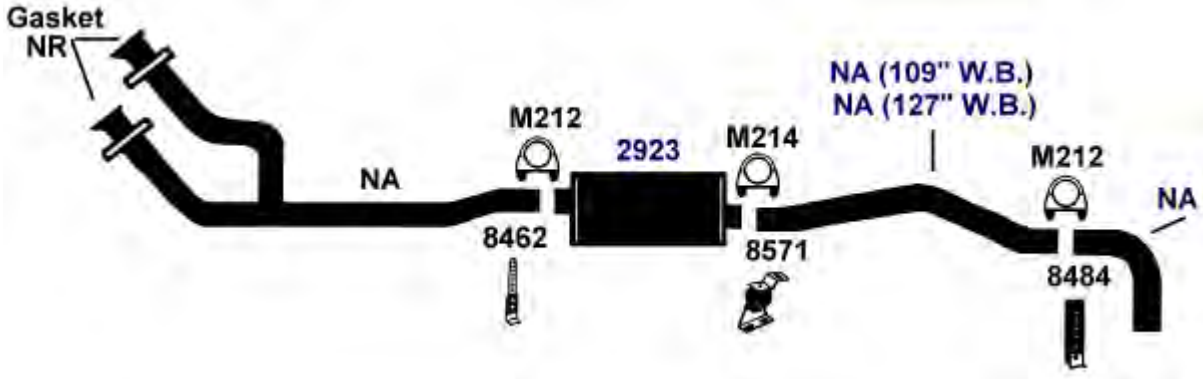
NA-Not Available. NR-Not Required. FL-Remove and Re-Use Old Flange. ● Golden Warehouse. O.E.-Original Equipment.
 # Airtube Kit [4948] may be required to complete installation. EFI-Electronic Fuel Injection.

[98] Refer to current Catalytic Converter catalog or Website catalog for availability.
 [918] Models W/ one mini-Ox converter in Y-pipe

[958] Federal & California Emission vehicles. Not legal for sale for vehicles licensed in California.

DODGE B, C, P SERIES; VANS, WAGONS

(24700E)	83-84	8 Cyl.	B150, B250, B350; 109", 127" W.B.; 318, 360 Engine; without Converter; with Sound Control
	1983	8 Cyl.	PB150, PB250, PB350; 109", 127" W.B.; 318, 360 Engine; without Converter; with Sound Control



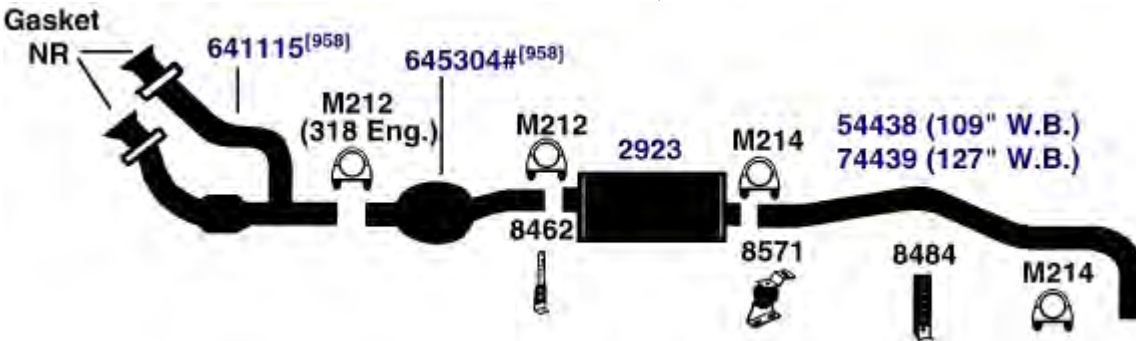
DIRECT FIT MSL/MAXIMUM Muffler... 700050, UNIVERSAL FIT MSL/MAXIMUM Muffler... 6510, Silentone DIY Muffler... 5506

(23520)	1982	6 Cyl.	B150, B250, B350/PB150, PB250, PB350; 109", 127" W.B.; 225 Engine; with two Converters
----------------	------	--------	--



DIRECT FIT MSL/MAXIMUM Muffler... 700062, UNIVERSAL FIT MSL/MAXIMUM Muffler... 6503, Silentone DIY Muffler... 5540

(24694)	1982	8 Cyl.	B150, B250, B350/PB150, PB250, PB350; 109", 127" W.B., 318, 360 Engine; with two Converters, without Sound Control
----------------	------	--------	--



DIRECT FIT MSL/MAXIMUM Muffler... 700050, UNIVERSAL FIT MSL/MAXIMUM Muffler... 6510, Silentone DIY Muffler... 5506

NA-Not Available. NR-Not Required. FL-Remove and Re-Use Old Flange. ● Golden Warehouse. O.E.-Original Equipment.

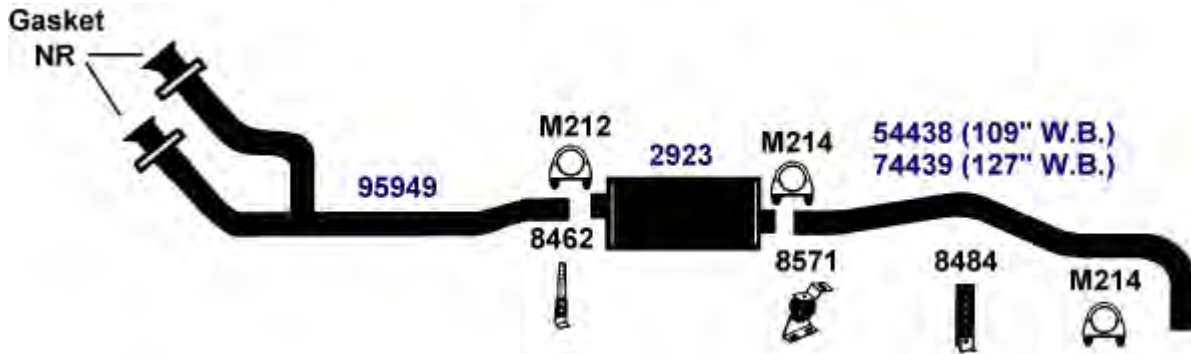
Airtube Kit [4948] may be required to complete installation. EFI-Electronic Fuel Injection.

[98] Refer to current Catalytic Converter catalog or Website catalog for availability.

[958] Federal & California Emission vehicles. Not legal for sale for vehicles licensed in California.

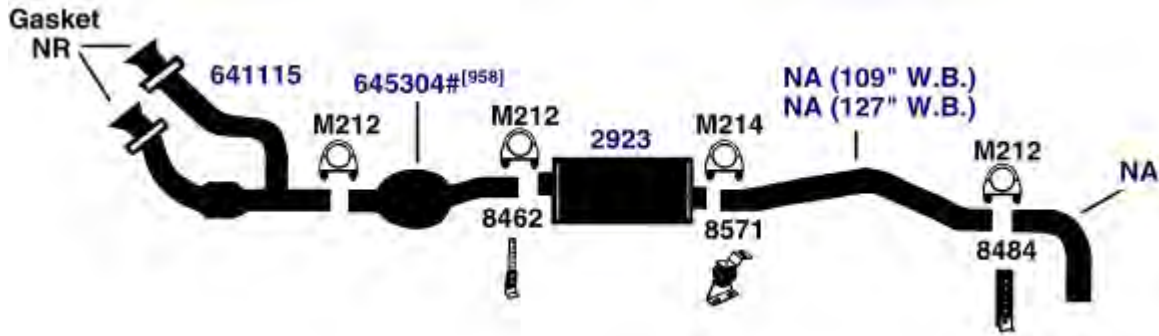
DODGE B, C, P SERIES; VANS, WAGONS

1982 8 Cyl. B100, B150, B200, B250, B300, B350, CB300, CB350/PB100, PB150, PB200, PB250, PB300, PB350; 109", 127" W.B.; 360 Engine; without Converter, without Sound Control **(24693)**



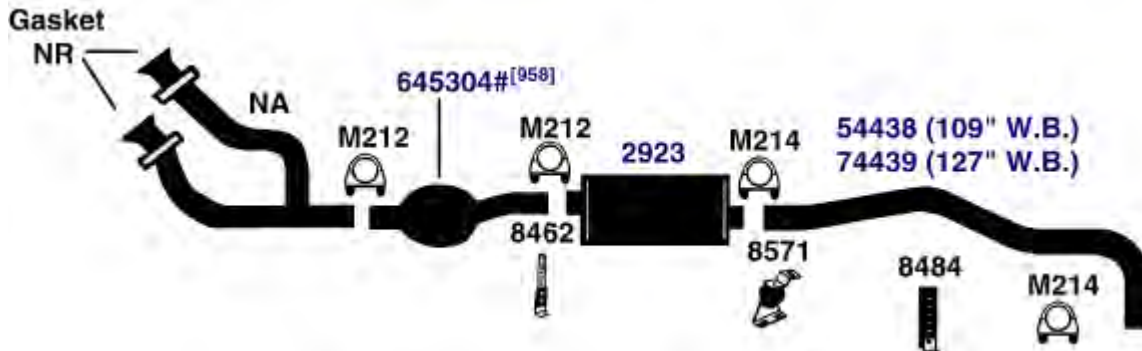
DIRECT FIT MSL/MAXIMUM Muffler... 700050, UNIVERSAL FIT MSL/MAXIMUM Muffler... 6510, Silentone DIY Muffler... 5506

1982 8 Cyl. B150, B250, B350/PB150, PB250, PB350; 109", 127" W.B.; 360 Engine; with two Converters; with Sound Control **(24691)**



DIRECT FIT MSL/MAXIMUM Muffler... 700050, UNIVERSAL FIT MSL/MAXIMUM Muffler... 6510, Silentone DIY Muffler... 5506

81-82 8 Cyl. B100, B150, B200, B250, B300, B350/PB100, PB150, PB200, PB250, PB300, PB350; 109", 127" W.B., 360 Engine; with Converter, without Sound Control **(24683)**



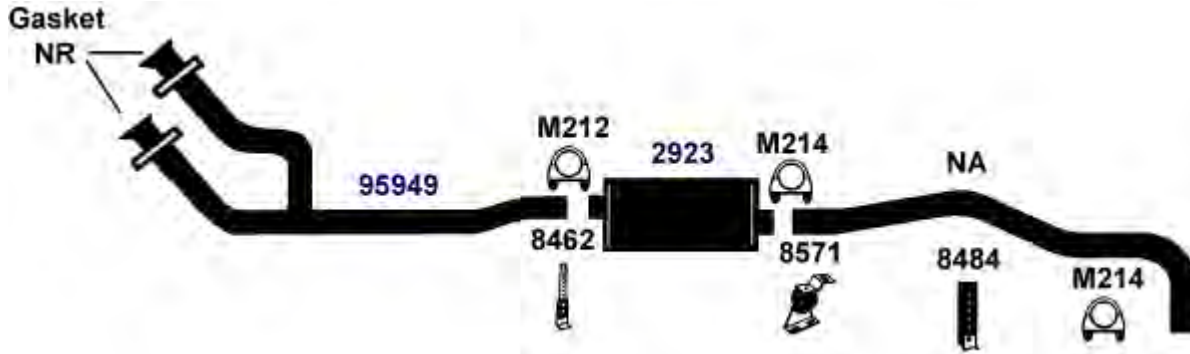
DIRECT FIT MSL/MAXIMUM Muffler... 700050, UNIVERSAL FIT MSL/MAXIMUM Muffler... 6510, Silentone DIY Muffler... 5506

NA-Not Available. NR-Not Required. FL-Remove and Re-Use Old Flange. ● Golden Warehouse. O.E.-Original Equipment.
Airtube Kit [4948] may be required to complete installation. EFI-Electronic Fuel Injection.

[958] Federal & California Emission vehicles. Not legal for sale for vehicles licensed in California.

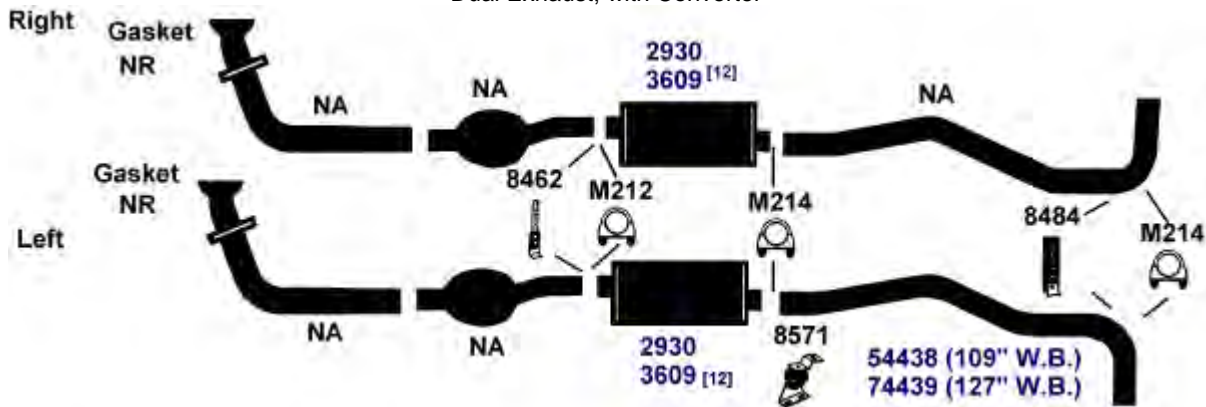
DODGE B, C, P SERIES; VANS, WAGONS

(24681) 81-82 8 Cyl. MB300, MB350, MB400, MB450; 109", 127" W.B.; 360 Engine; without Converter; without Sound Control on 1981 Models



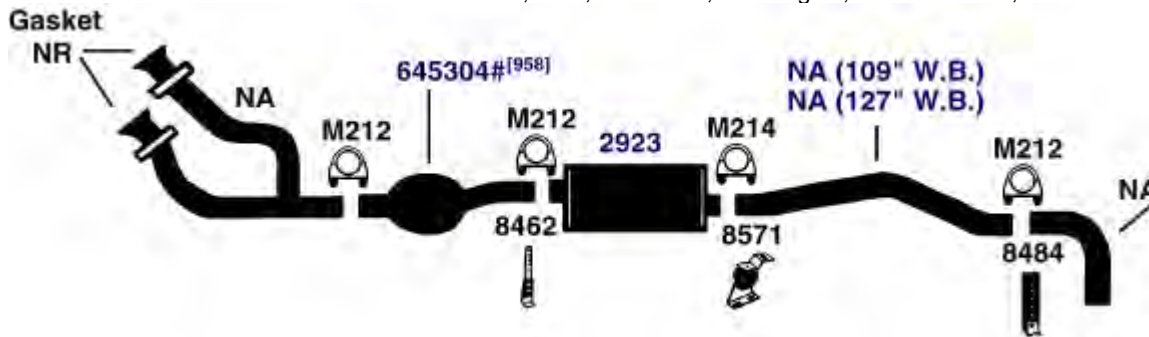
DIRECT FIT MSL/MAXIMUM Muffler... 700050, UNIVERSAL FIT MSL/MAXIMUM Muffler... 6510, Silentone DIY Muffler... 5506

(24676) 81-82 8 Cyl. CB300, CB350, MB300, MB350, MB400, MB450; 109", 127" W.B.; 360 Engine; Dual Exhaust; with Converter



UNIVERSAL FIT MSL/MAXIMUM Muffler... Left- 6510, Right- 6510, Silentone DIY Muffler... Left- 5506 and 9206 Heat Shield, Right- 5506 and 9206 Heat Shield

(24682) 81-82 8 Cyl. B100, B150, B200, B250, B300, B350/PB100, PB150, PB200, PB250, PB300, PB350; 109", 127" W.B.; 360 Engine; with Converter, with Sound Control



DIRECT FIT MSL/MAXIMUM Muffler... 700050, UNIVERSAL FIT MSL/MAXIMUM Muffler... 6510, Silentone DIY Muffler... 5506

NA-Not Available. NR-Not Required. FL-Remove and Re-Use Old Flange. ● Golden Warehouse. O.E.-Original Equipment.
Airtube Kit [4948] may be required to complete installation. EFI-Electronic Fuel Injection.

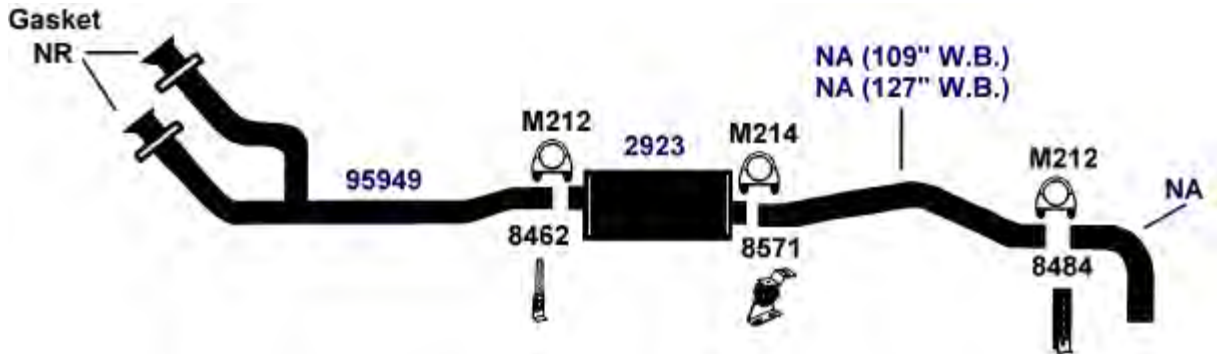
[12] Optional Heavy Duty Muffler.

[98] Refer to current Catalytic Converter catalog or Website catalog for availability.

[958] Federal & California Emission vehicles. Not legal for sale for vehicles licensed in California.

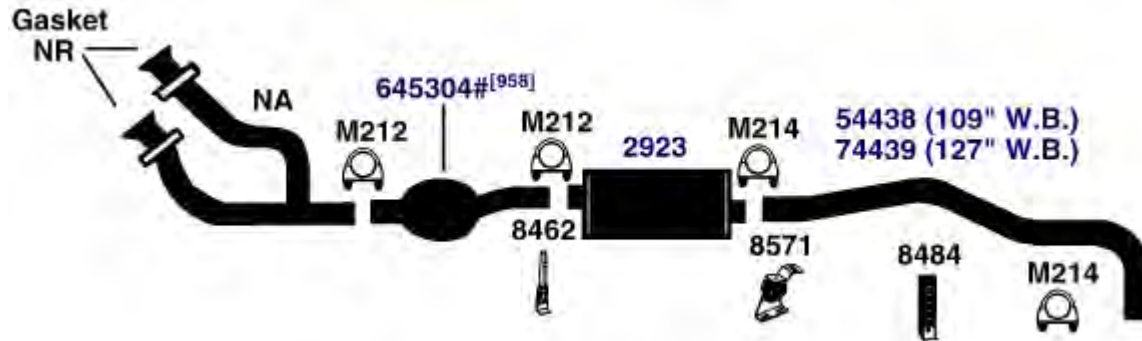
DODGE B, C, P SERIES; VANS, WAGONS

81-82 8 Cyl. B100, B200, B250, B300, B350, CB300, CB350/PB100, PB150, PB200, PB250, (24684)
PB300, PB350; 109", 127" W.B.; 360 Engine; without Converter, with Sound Control



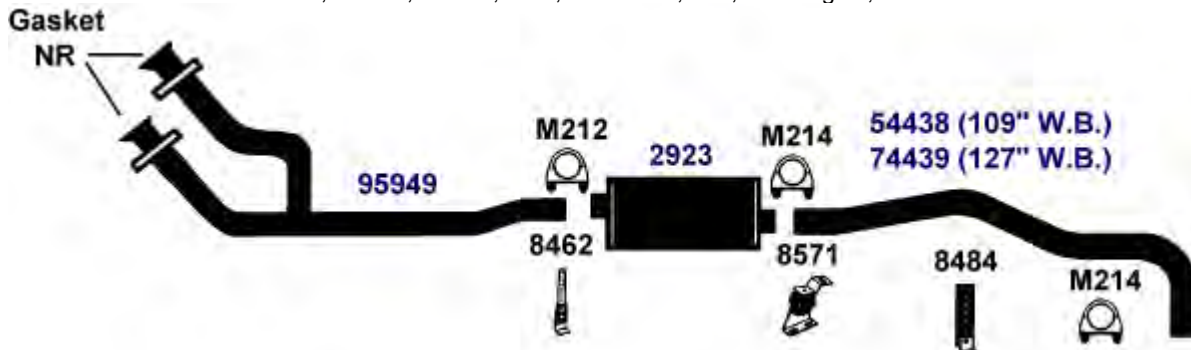
DIRECT FIT MSL/MAXIMUM Muffler... 700050, UNIVERSAL FIT MSL/MAXIMUM Muffler... 6510, Silentone DIY Muffler... 5506

81-82 8 Cyl. B100, B150, B200, B250, B300, B350, CB300, CB350/PB100, PB150, PB200, (24687)
PB250, PB300, PB350; 109", 127" W.B.; 318 Engine; with Converter



DIRECT FIT MSL/MAXIMUM Muffler... 700050, UNIVERSAL FIT MSL/MAXIMUM Muffler... 6510, Silentone DIY Muffler... 5506

81-82 8 Cyl. B100, B150, B200, B250, B300, B350, CB300, CB350/PB100, PB150, PB200, (24685)
PB250, PB300, PB350; 109", 127" W.B.; 318, 360 Engine; without Converter



DIRECT FIT MSL/MAXIMUM Muffler... 700050, UNIVERSAL FIT MSL/MAXIMUM Muffler... 6510, Silentone DIY Muffler... 5506

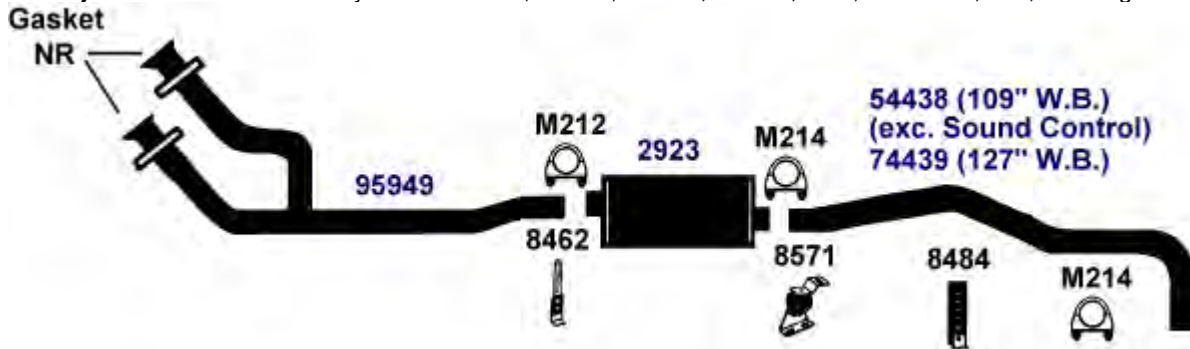
NA-Not Available. NR-Not Required. FL-Remove and Re-Use Old Flange. ● Golden Warehouse. O.E.-Original Equipment.

Airtube Kit [4948] may be required to complete installation. EFI-Electronic Fuel Injection.

[958] Federal & California Emission vehicles. Not legal for sale for vehicles licensed in California.

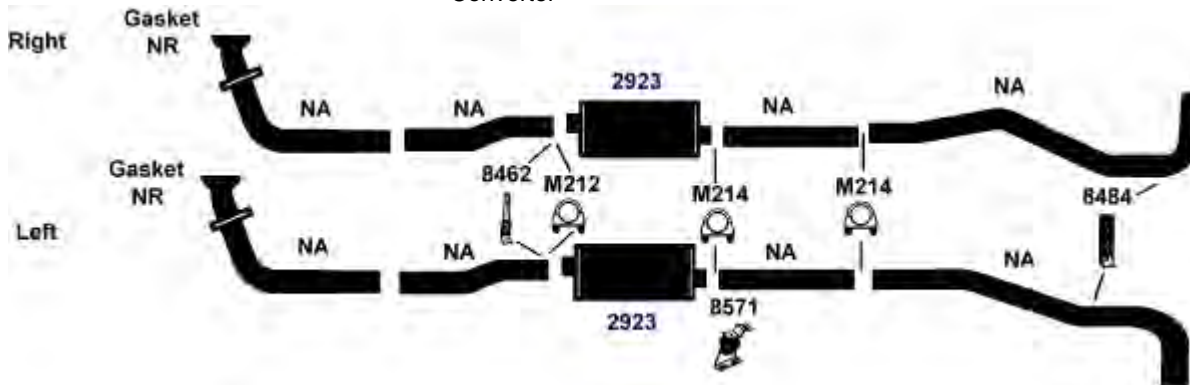
DODGE B, C, P SERIES; VANS, WAGONS

(24673) 81-82 8 Cyl. CB400, CB450, MB400, MB450; 109", 127" W.B.; 318, 360 Engine



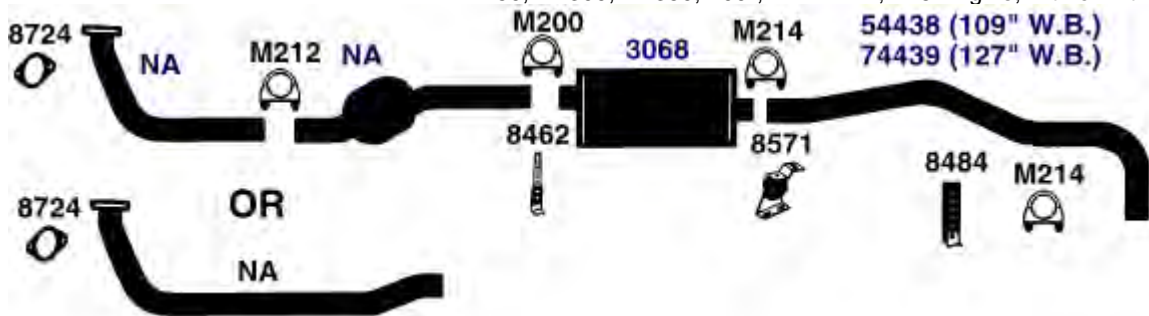
DIRECT FIT MSL/MAXIMUM Muffler... 700050, UNIVERSAL FIT MSL/MAXIMUM Muffler... 6510, Silentone DIY Muffler... 5506

(24671) 81-82 8 Cyl. CB400, CB450; MB400, MB450; 145" W.B.; 360 Engine; Dual Exhaust; without Converter



DIRECT FIT MSL/MAXIMUM Muffler... Left- 700050, Right- 700050, UNIVERSAL FIT MSL/MAXIMUM Muffler... Left- 6510, Right- 6510, Silentone DIY Muffler... Left- 5506, Right- 5506

(23518) 80-82 6 Cyl. B100, B150, B200, B250, B300, B350, CB300, CB350/PB100, PB150, PB200, PB250, PB300, PB350; 109", 127" W.B.; 225 Engine; with or without Converter



DIRECT FIT MSL/MAXIMUM Muffler... 700062, UNIVERSAL FIT MSL/MAXIMUM Muffler... 6503, Silentone DIY Muffler... 5540

NA-Not Available. NR-Not Required. FL-Remove and Re-Use Old Flange. ● Golden Warehouse. O.E.-Original Equipment.

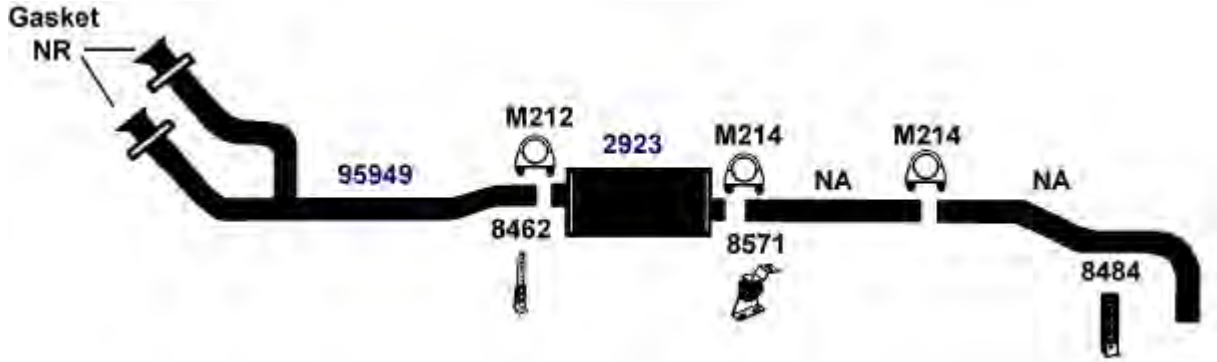
Airtube Kit [4948] may be required to complete installation. EFI-Electronic Fuel Injection.

[98] Refer to current Catalytic Converter catalog or Website catalog for availability.

[958] Federal & California Emission vehicles. Not legal for sale for vehicles licensed in California.

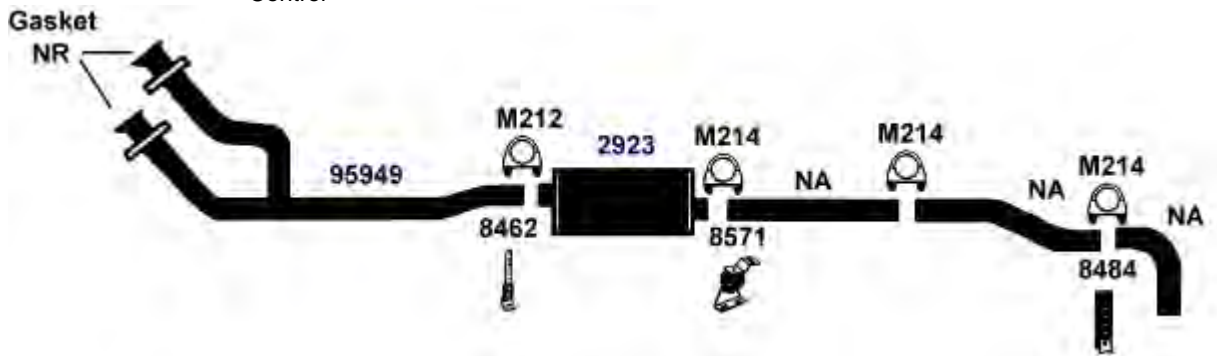
DODGE B, C, P SERIES; VANS, WAGONS

1981 8 Cyl. MB400, MB450; 145", 163" W.B.; 360 Engine; without Converter; without Sound Control **(24679)**



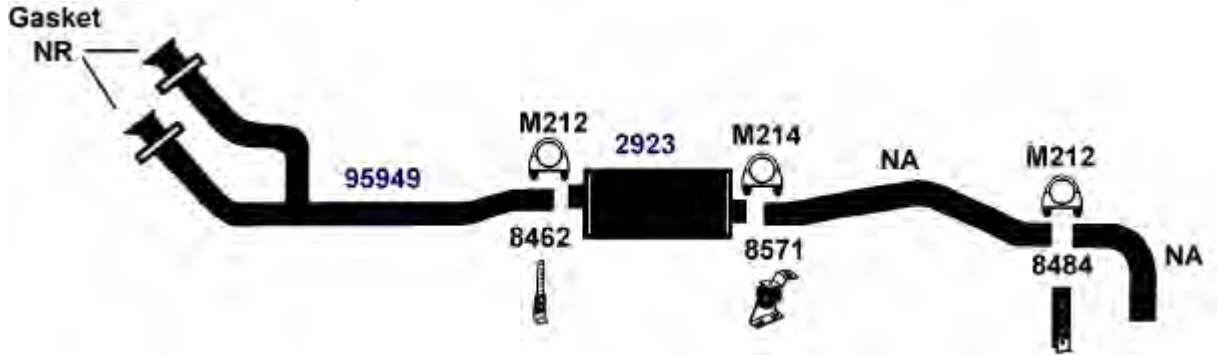
DIRECT FIT MSL/MAXIMUM Muffler... 700050, UNIVERSAL FIT MSL/MAXIMUM Muffler... 6510, Silentone DIY Muffler... 5506

1981 8 Cyl. MB400, MB450; 145", 163" W.B.; 360 Engine; without Converter, with Sound Control **(24678)**



DIRECT FIT MSL/MAXIMUM Muffler... 700050, UNIVERSAL FIT MSL/MAXIMUM Muffler... 6510, Silentone DIY Muffler... 5506

1981 8 Cyl. MB300, MB350, MB400, MB450; 109", 127" W.B.; 360 Engine; without Converter; with Sound Control **(24680)**

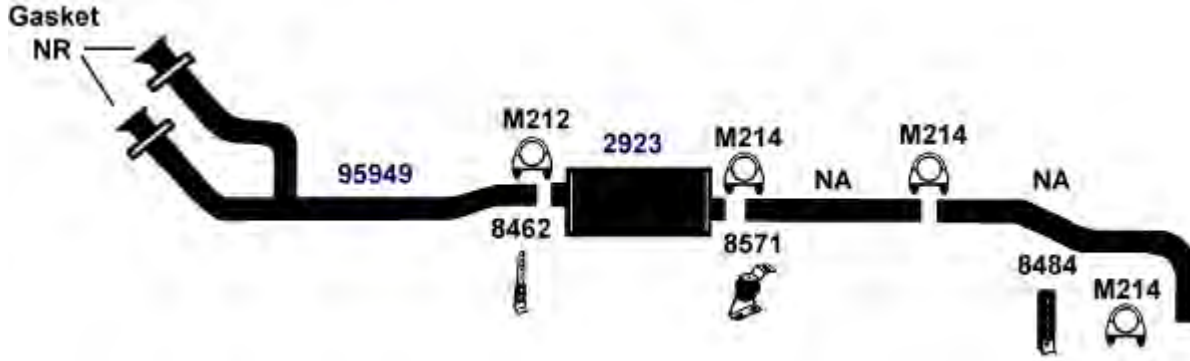


DIRECT FIT MSL/MAXIMUM Muffler... 700050, UNIVERSAL FIT MSL/MAXIMUM Muffler... 6510, Silentone DIY Muffler... 5506

NA-Not Available. NR-Not Required. FL-Remove and Re-Use Old Flange. ● Golden Warehouse. O.E.-Original Equipment.
Airtube Kit [4948] may be required to complete installation. EFI-Electronic Fuel Injection.

DODGE B, C, P SERIES; VANS, WAGONS

(24686) 80-81 8 Cyl. CB300, CB350; 145", W.B.; 318 Engine; without Converter



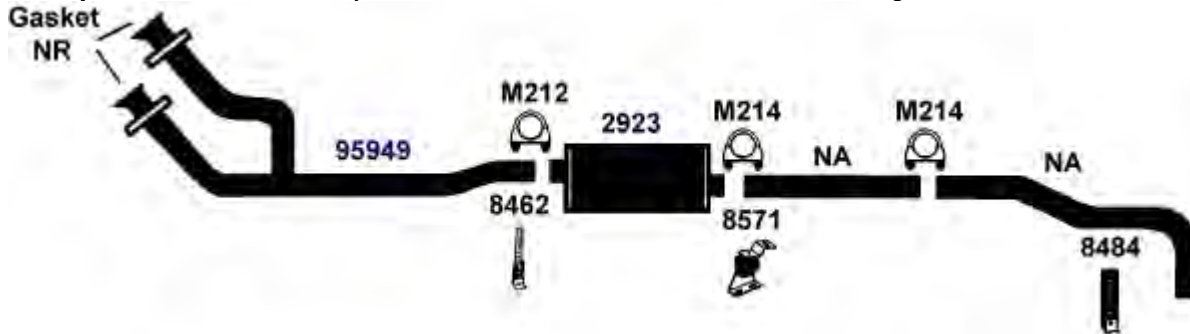
DIRECT FIT MSL/MAXIMUM Muffler... 700050, UNIVERSAL FIT MSL/MAXIMUM Muffler... 6510, Silentone DIY Muffler... 5506

(24653) 1980 8 Cyl. MB400; 145", 163" W.B.; 360 Engine; with Converter



DIRECT FIT MSL/MAXIMUM Muffler... 700050, UNIVERSAL FIT MSL/MAXIMUM Muffler... 6510, Silentone DIY Muffler... 5506

(24654) 1980 8 Cyl. MB400, MB450; 145", 163" W.B.; 360 Engine; without Converter



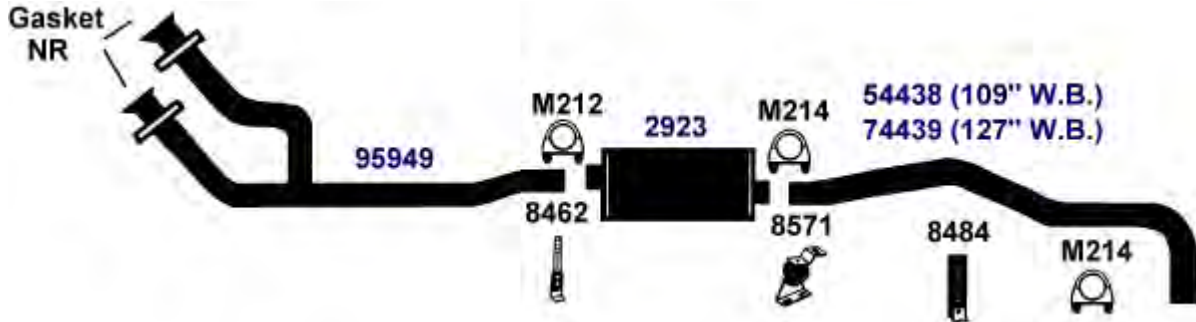
DIRECT FIT MSL/MAXIMUM Muffler... 700050, UNIVERSAL FIT MSL/MAXIMUM Muffler... 6510, Silentone DIY Muffler... 5506

NA-Not Available. NR-Not Required. FL-Remove and Re-Use Old Flange. ● Golden Warehouse. O.E.-Original Equipment.
Airtube Kit [4948] may be required to complete installation. EFI-Electronic Fuel Injection.

[98] Refer to current Catalytic Converter catalog or Website catalog for availability.

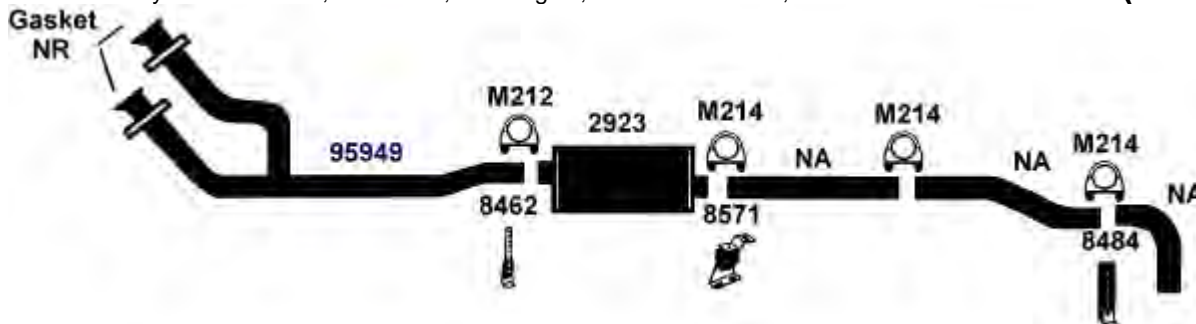
DODGE B, C, P SERIES; VANS, WAGONS

1980 8 Cyl. B100, B150, B200, B250, B300, B350, CB300, CB350; 109", 127" W.B.; 318, **(24670)**
 360 Engine; without Converter; without Sound Control for 360 Engine
1979 8 Cyl. B200, B300; 109", 127" W.B.; 360 Engine; without Converter; without Sound Control



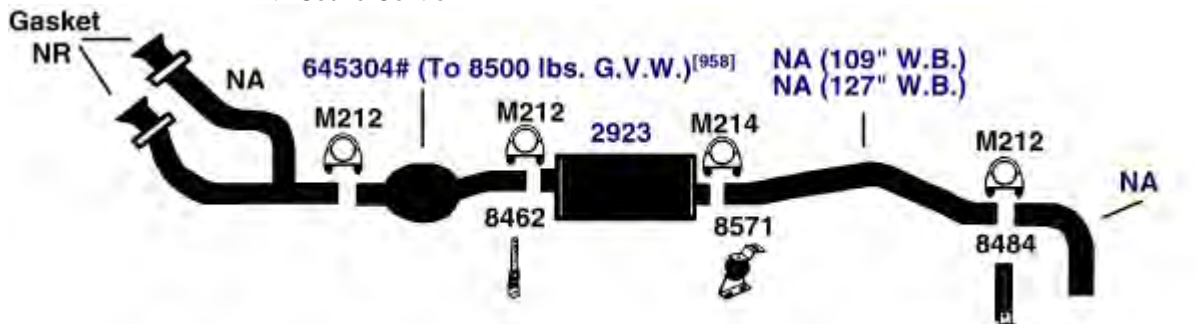
DIRECT FIT MSL/MAXIMUM Muffler... 700050, UNIVERSAL FIT MSL/MAXIMUM Muffler... 6510, Silentone DIY Muffler... 5506

1980 8 Cyl. CB300; 145" W.B.; 360 Engine; without Converter, with Sound Control **(24657)**



DIRECT FIT MSL/MAXIMUM Muffler... 700050, UNIVERSAL FIT MSL/MAXIMUM Muffler... 6510, Silentone DIY Muffler... 5506

1980 8 Cyl. B100, B200, B250, B300, B350; 109", 127" W.B.; 360 Engine; with Converter; with Sound Control **(24660)**



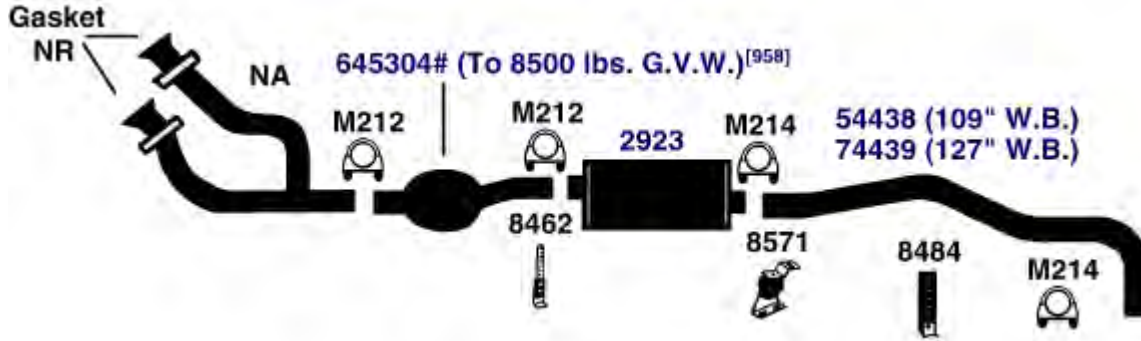
DIRECT FIT MSL/MAXIMUM Muffler... 700050, UNIVERSAL FIT MSL/MAXIMUM Muffler... 6510, Silentone DIY Muffler... 5506

NA-Not Available. NR-Not Required. FL-Remove and Re-Use Old Flange. ● Golden Warehouse. O.E.-Original Equipment.
 # Airtube Kit [4948] may be required to complete installation. EFI-Electronic Fuel Injection.

[958] Federal & California Emission vehicles. Not legal for sale for vehicles licensed in California.

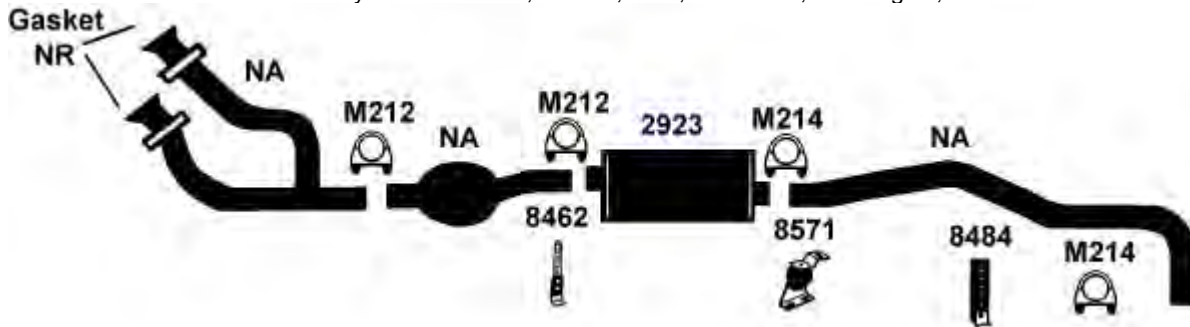
DODGE B, C, P SERIES; VANS, WAGONS

(24661) 1980 8 Cyl. B100, B150, B200, B250, B300, B350; 109", 127" W.B.; 360 Engine; with Converter, without Sound Control



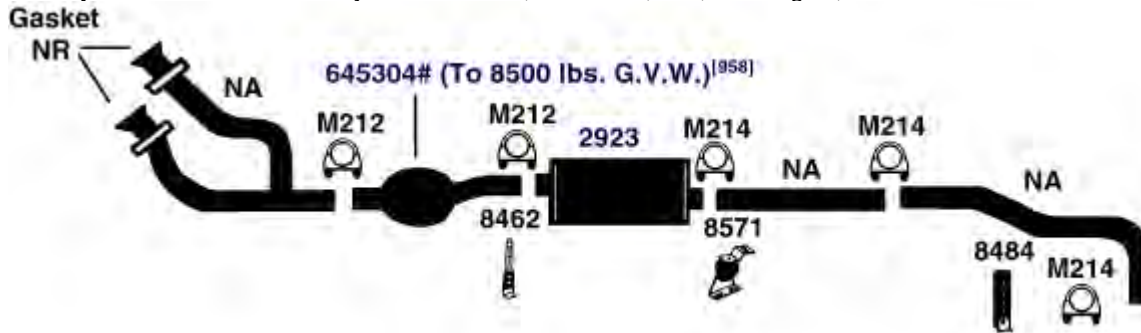
DIRECT FIT MSL/MAXIMUM Muffler... 700050, UNIVERSAL FIT MSL/MAXIMUM Muffler... 6510, Silentone DIY Muffler... 5506

(24659) 1980 8 Cyl. CB300; 109", 127" W.B.; 360 Engine; with Converter
1980 8 Cyl. MB300, MB400; 109", 127" W.B.; 360 Engine; with Converter



DIRECT FIT MSL/MAXIMUM Muffler... 700050, UNIVERSAL FIT MSL/MAXIMUM Muffler... 6510, Silentone DIY Muffler... 5506

(24667) 1980 8 Cyl. CB300, 145" W.B., 318, 360 Engine; with Converter



DIRECT FIT MSL/MAXIMUM Muffler... 700050, UNIVERSAL FIT MSL/MAXIMUM Muffler... 6510, Silentone DIY Muffler... 5506

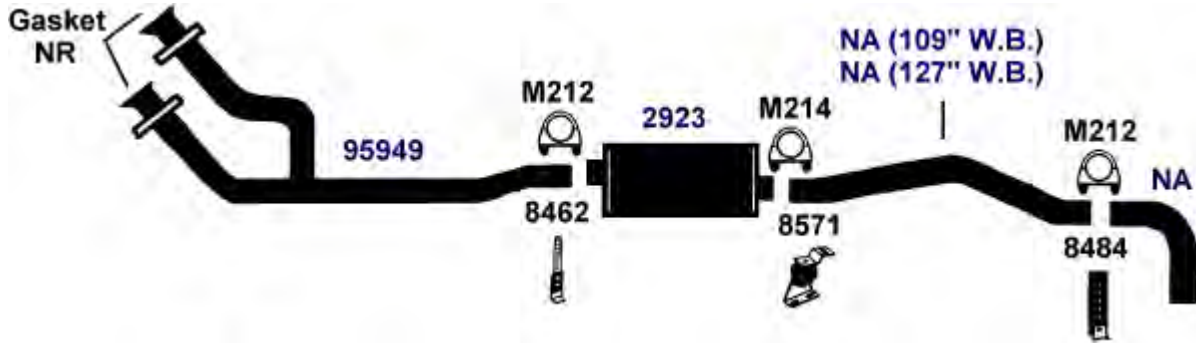
NA-Not Available. NR-Not Required. FL-Remove and Re-Use Old Flange. ● Golden Warehouse. O.E.-Original Equipment.
Airtube Kit [4948] may be required to complete installation. EFI-Electronic Fuel Injection.

[98] Refer to current Catalytic Converter catalog or Website catalog for availability.

[958] Federal & California Emission vehicles. Not legal for sale for vehicles licensed in California.

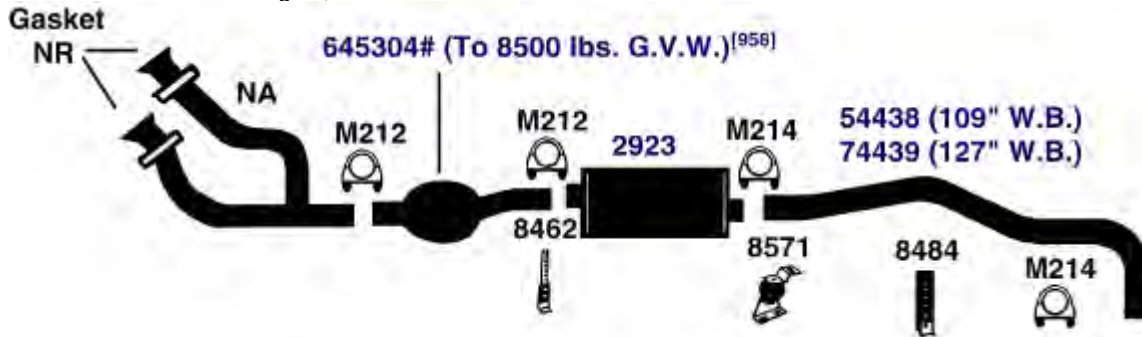
DODGE B, C, P SERIES; VANS, WAGONS

- 1980** 8 Cyl. B100, B200, B250, B300, B350, CB300, CB350; 109", 127" W.B.; 360 Engine, **(24662)**
without Converter; with Sound Control
- 1979** 8 Cyl. B200, B300; 109", 127" W.B.; 360 Engine; without Converter, with Sound Control



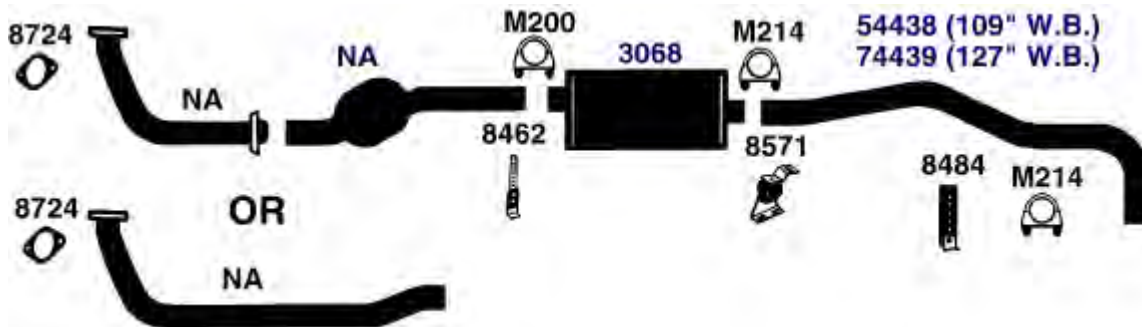
DIRECT FIT MSL/MAXIMUM Muffler... 700050, UNIVERSAL FIT MSL/MAXIMUM Muffler... 6510, Silentone DIY Muffler... 5506

- 1980** 8 Cyl. B100, B150, B200, B250, B300, B350, CB300, CB350; 109", 127" W.B.; 318 Engine; with Converter **(24669)**



DIRECT FIT MSL/MAXIMUM Muffler... 700050, UNIVERSAL FIT MSL/MAXIMUM Muffler... 6510, Silentone DIY Muffler... 5506

- 1979** 6 Cyl. B100, B200, B300, CB300/PB100, PB200, PB300; 109", 127" W.B.; 225 Engine; **(23516)**
with and without Converter



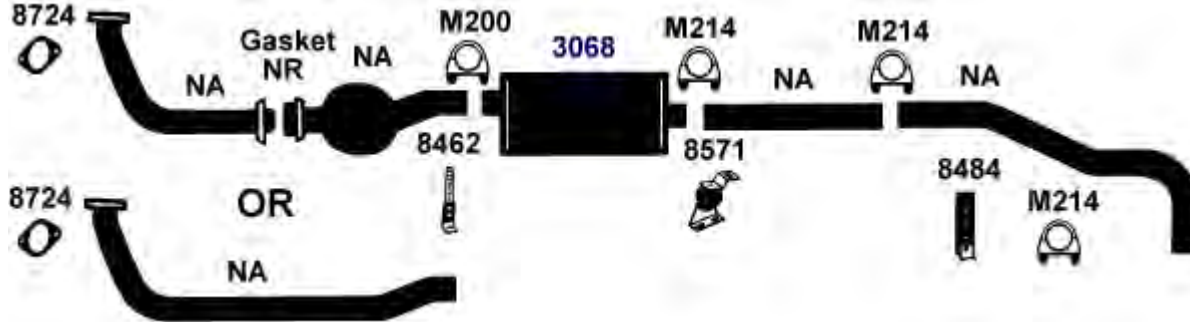
DIRECT FIT MSL/MAXIMUM Muffler... 700062, UNIVERSAL FIT MSL/MAXIMUM Muffler... 6503, Silentone DIY Muffler... 5540

NA-Not Available. NR-Not Required. FL-Remove and Re-Use Old Flange. ● Golden Warehouse. O.E.-Original Equipment.
Airtube Kit [4948] may be required to complete installation. EFI-Electronic Fuel Injection.

[98] Refer to current Catalytic Converter catalog or Website catalog for availability. [958] Federal & California Emission vehicles. Not legal for sale for vehicles licensed in California.

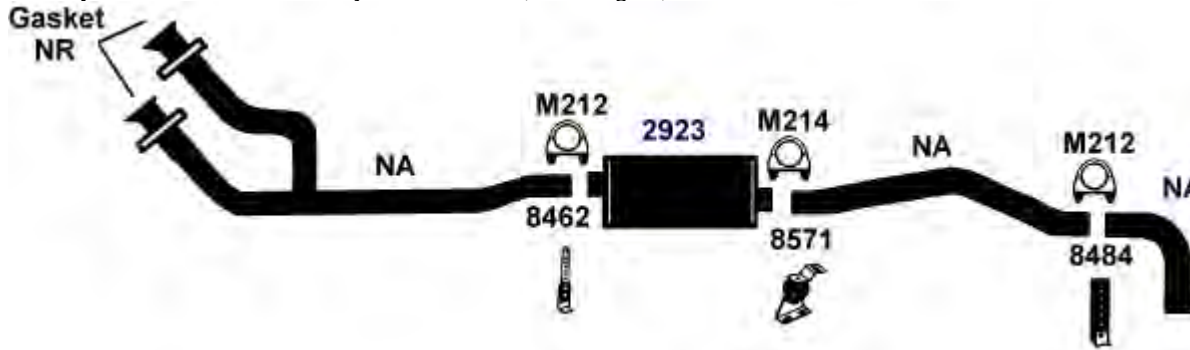
DODGE B, C, P SERIES; VANS, WAGONS

(23514) 1979 6 Cyl. CB300; 145" W.B.; 225 Engine; with and without Converter



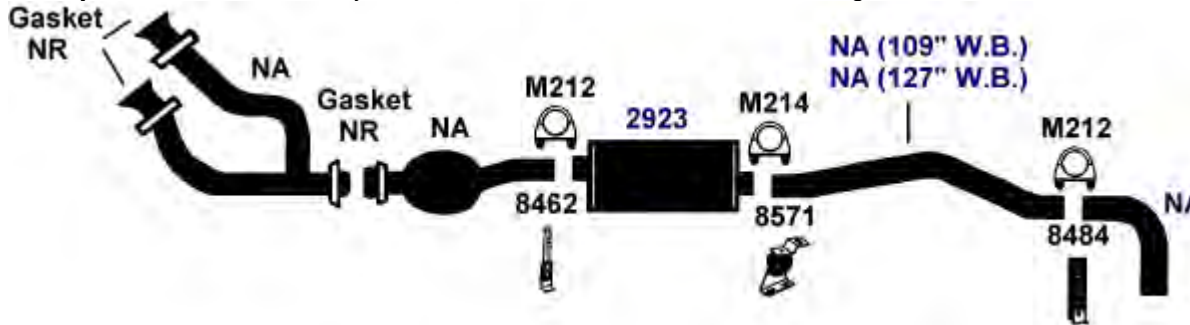
DIRECT FIT MSL/MAXIMUM Muffler... 700062, UNIVERSAL FIT MSL/MAXIMUM Muffler... 6503, Silentone DIY Muffler... 5540

(24644) 1979 8 Cyl. CB400; 360 Engine; without Dual Wheels



DIRECT FIT MSL/MAXIMUM Muffler... 700050, UNIVERSAL FIT MSL/MAXIMUM Muffler... 6510, Silentone DIY Muffler... 5506

(24640) 1979 8 Cyl. B200, B300; 109", 127" W.B.; 360 Engine; with Converter; with Sound Control



DIRECT FIT MSL/MAXIMUM Muffler... 700050, UNIVERSAL FIT MSL/MAXIMUM Muffler... 6510, Silentone DIY Muffler... 5506

NA-Not Available. NR-Not Required. FL-Remove and Re-Use Old Flange. ● Golden Warehouse. O.E.-Original Equipment.

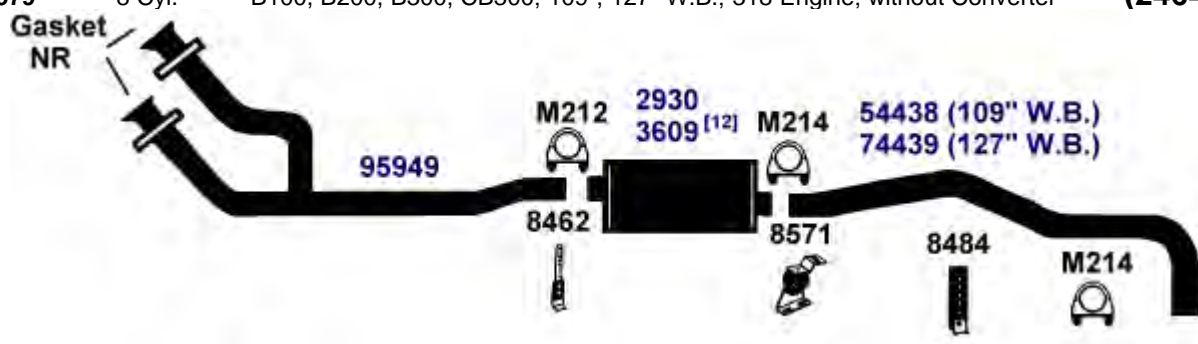
Airtube Kit [4948] may be required to complete installation. EFI-Electronic Fuel Injection.

[98] Refer to current Catalytic Converter catalog or Website catalog for availability.

[958] Federal & California Emission vehicles. Not legal for sale for vehicles licensed in California.

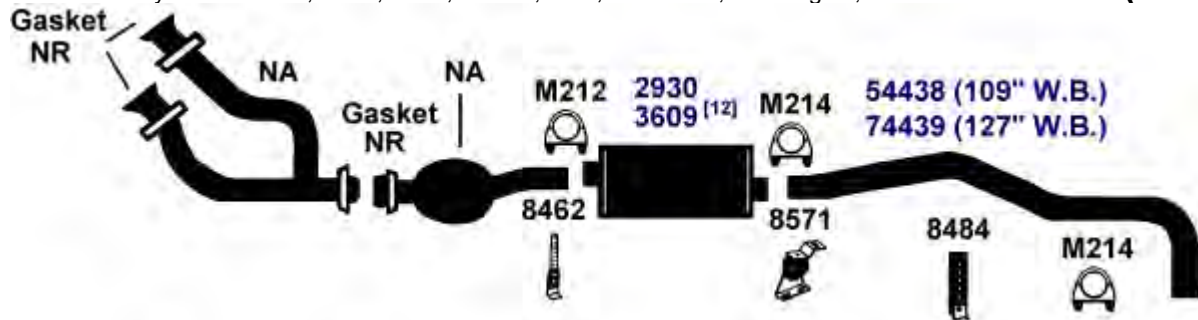
DODGE B, C, P SERIES; VANS, WAGONS

1979 8 Cyl. B100, B200, B300, CB300; 109", 127" W.B.; 318 Engine; without Converter **(24648)**



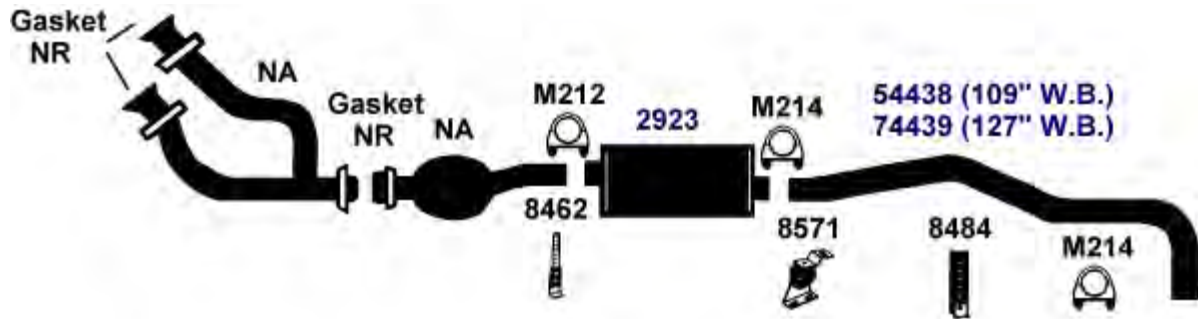
UNIVERSAL FIT MSL/MAXIMUM Muffler... 6510, Silentone DIY Muffler... 5506 and 9206 Heat Shield

1979 8 Cyl. B100, B200, B300, CB300; 109", 127" W.B.; 318 Engine; with Converter **(24647)**



UNIVERSAL FIT MSL/MAXIMUM Muffler... 6510, Silentone DIY Muffler... 5506 and 9206 Heat Shield

1979 8 Cyl. B200, B300; 109" 127" W.B.; 360 Engine; with Converter; without Sound Control **(24641)**



DIRECT FIT MSL/MAXIMUM Muffler... 700050, UNIVERSAL FIT MSL/MAXIMUM Muffler... 6510, Silentone DIY Muffler... 5506

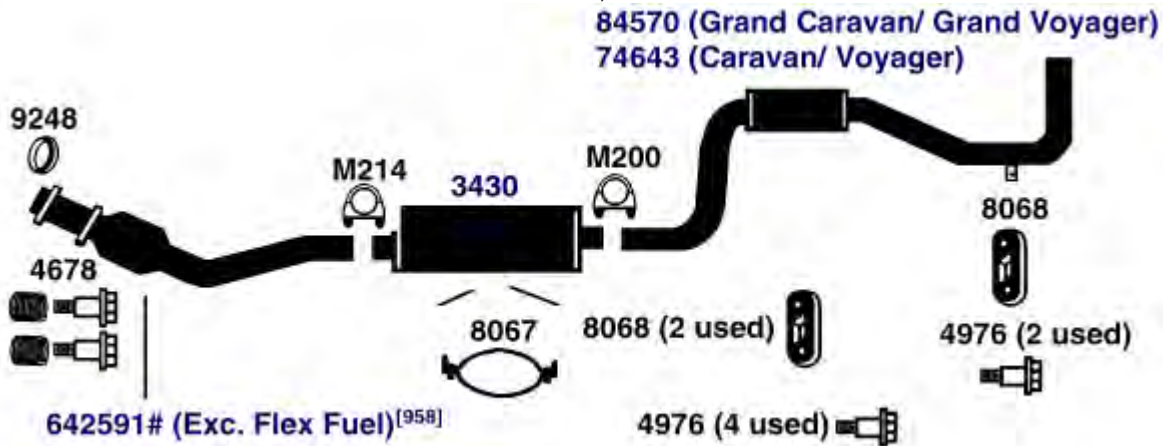
NA-Not Available. NR-Not Required. FL-Remove and Re-Use Old Flange. ● Golden Warehouse. O.E.-Original Equipment.
Airtube Kit [4948] may be required to complete installation. EFI-Electronic Fuel Injection.

[12] Optional Heavy Duty Muffler.

[98] Refer to current Catalytic Converter catalog or Website catalog for availability.

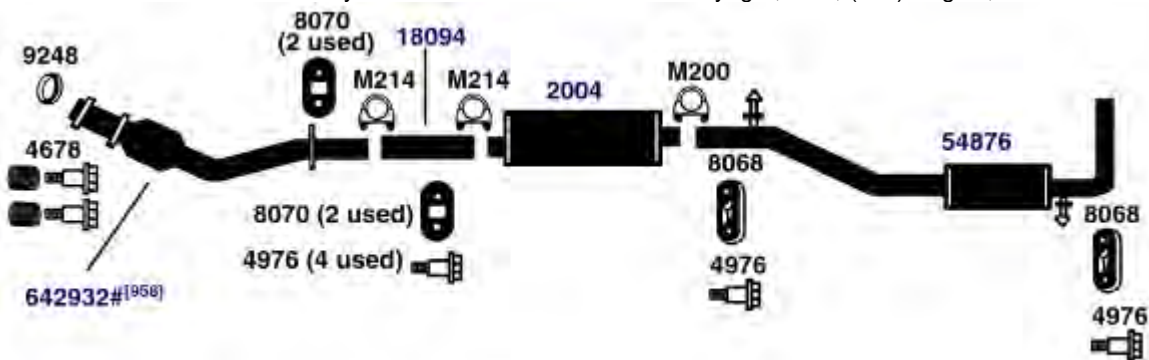
DODGE CARAVAN / PLYMOUTH VOYAGER

(30911) 1994 6 Cyl. Caravan, Caravan C/V, Voyager; 3.3L(201) Engine; except All Wheel Drive
 1994 6 Cyl. Grand Caravan, Grand Caravan C/V, Grand Voyager; 3.8L (231) Engine; except All Wheel Drive; with Extended Wheel Base



DIRECT FIT MSL/MAXIMUM Muffler... 700027, UNIVERSAL FIT MSL/MAXIMUM Muffler... 709014, Silentone DIY Muffler... 5566

(30908) 1994 6 Cyl. Grand Caravan, Grand Caravan C/V, Grand Voyager; 3.3L, 3.8L (201, 231) Engine; All Wheel Drive
 91-93 6 Cyl. Grand Caravan/Grand Voyager; 3.3L, (201) Engine; All Wheel Drive



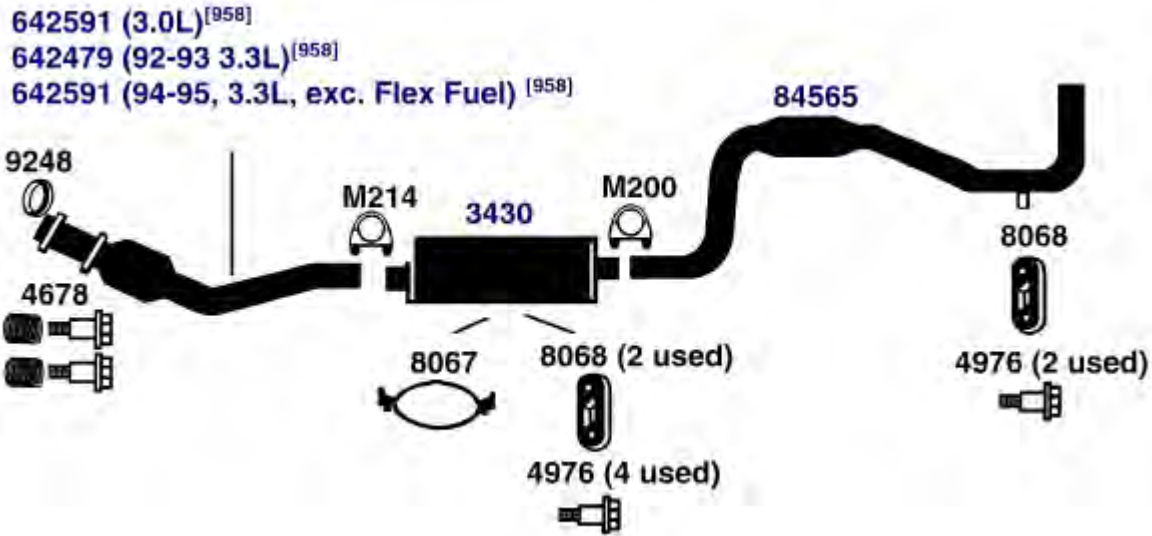
DIRECT FIT MSL/MAXIMUM Muffler... 700207

NA-Not Available. NR-Not Required. FL-Remove and Re-Use Old Flange. ● Golden Warehouse. O.E.-Original Equipment.
 # Airtube Kit [4948] may be required to complete installation. EFI-Electronic Fuel Injection.

^[958] Federal & California Emission vehicles. Not legal for sale for vehicles licensed in California.

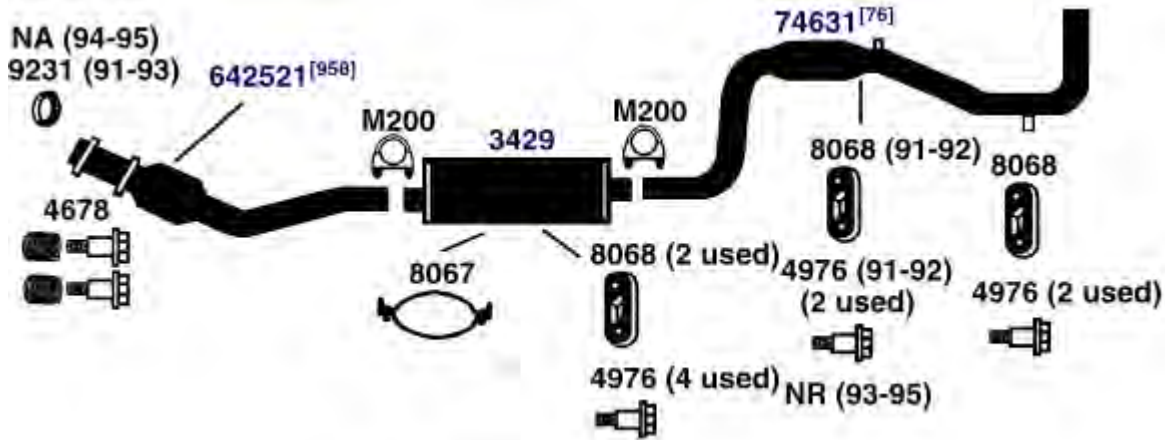
DODGE CARAVAN / PLYMOUTH VOYAGER

92-94 6 Cyl. Grand Caravan, Grand Caravan C/V, Grand Voyager; 3.0L, 3.3L (181,201) Engine; with Extended Wheel Base; except All Wheel Drive **(30907)**



DIRECT FIT MSL/MAXIMUM Muffler... 700027, UNIVERSAL FIT MSL/MAXIMUM Muffler... 709014, Silentone DIY Muffler... 5566

91-94 4 Cyl. Caravan, Caravan C/V, Voyager; 2.5L (153) Engine **(23255)**



DIRECT FIT MSL/MAXIMUM Muffler... 700127, UNIVERSAL FIT MSL/MAXIMUM Muffler... 709014, Silentone DIY Muffler... 5566

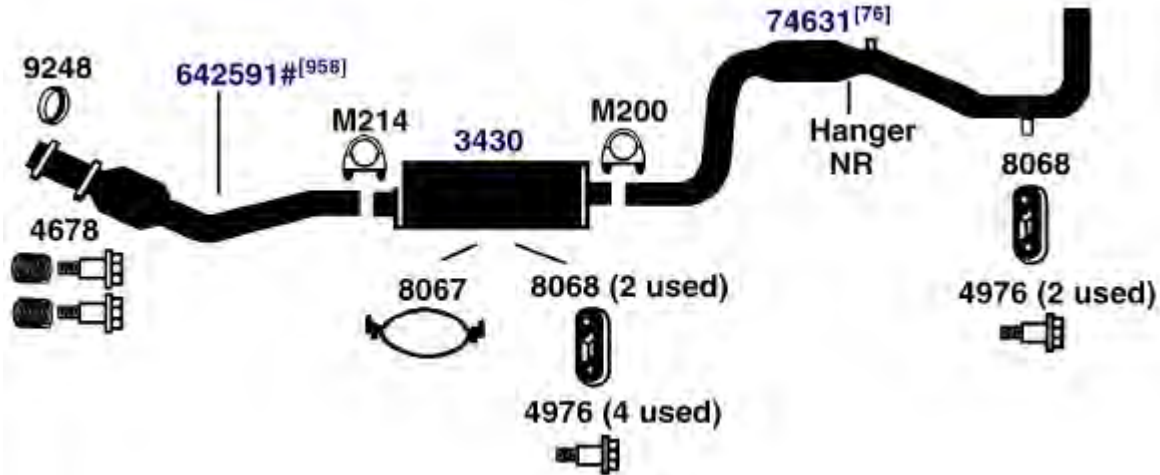
NA-Not Available. NR-Not Required. FL-Remove and Re-Use Old Flange. • Golden Warehouse. O.E.-Original Equipment.
 # Airtube Kit [4948] may be required to complete installation. EFI-Electronic Fuel Injection.

[76] Bracket on pipe is not required on all applications.

[958] Federal & California Emission vehicles. Not legal for sale for vehicles licensed in California.

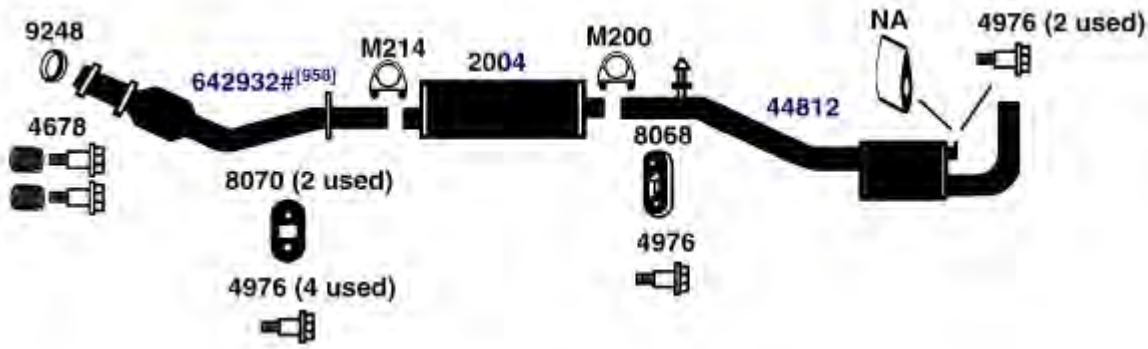
DODGE CARAVAN / PLYMOUTH VOYAGER

(30910) 1994 6 Cyl. Caravan, Caravan C/V, Voyager; 3.0L (181) Engine



DIRECT FIT MSL/MAXIMUM Muffler... 700027, UNIVERSAL FIT MSL/MAXIMUM Muffler... 709014, Silentone DIY Muffler... 5566

(30909) 91-93 6 Cyl. Caravan/Voyager; 3.3L (201) Engine; All Wheel Drive



DIRECT FIT MSL/MAXIMUM Muffler... 700207

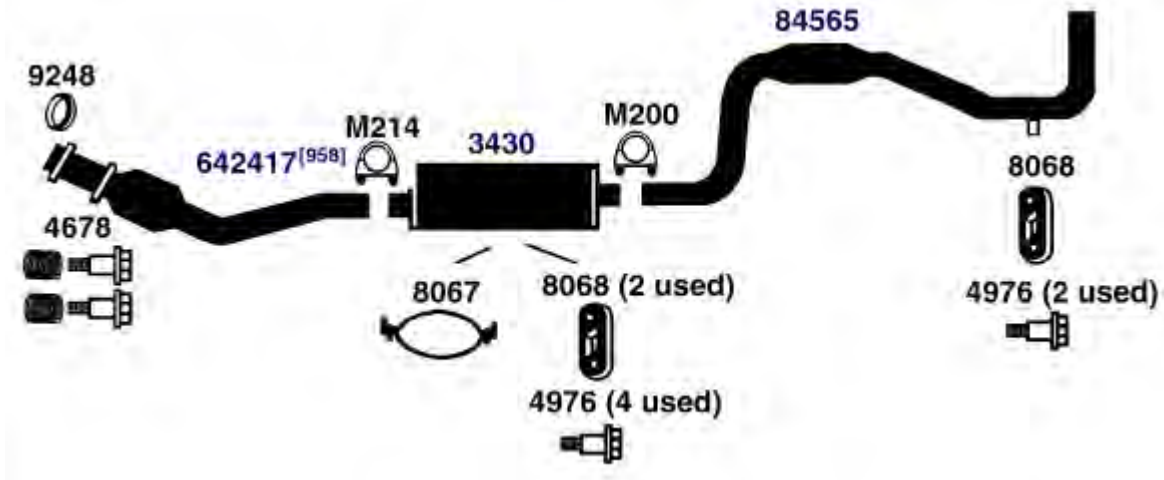
NA-Not Available. NR-Not Required. FL-Remove and Re-Use Old Flange. ● Golden Warehouse. O.E.-Original Equipment.
Airtube Kit [4948] may be required to complete installation. EFI-Electronic Fuel Injection.

[76] Bracket on pipe is not required on all applications.

[958] Federal & California Emission vehicles. Not legal for sale for vehicles licensed in California.

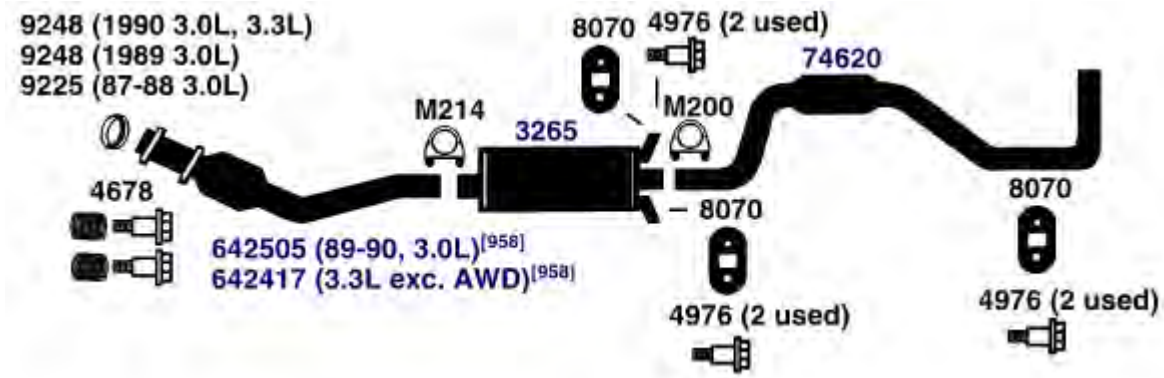
DODGE CARAVAN / PLYMOUTH VOYAGER

1991 6 Cyl. Grand Caravan, Grand Caravan C/V, Grand Voyager; 3.3L (201) Engine; 2nd Design; with Extended W.B.; except All Wheel Drive **(30903)**



DIRECT FIT MSL/MAXIMUM Muffler... 700027, UNIVERSAL FIT MSL/MAXIMUM Muffler... 709014, Silentone DIY Muffler... 5566

1990 6 Cyl. Grand Caravan/Grand Voyager; 3.3L (201) Engine; with Converter **(30900)**
87-89 6 Cyl. Grand Caravan, Grand Caravan C/V, Grand Voyager; 3.0L (181) Engine; with Converter; with Extended W.B.



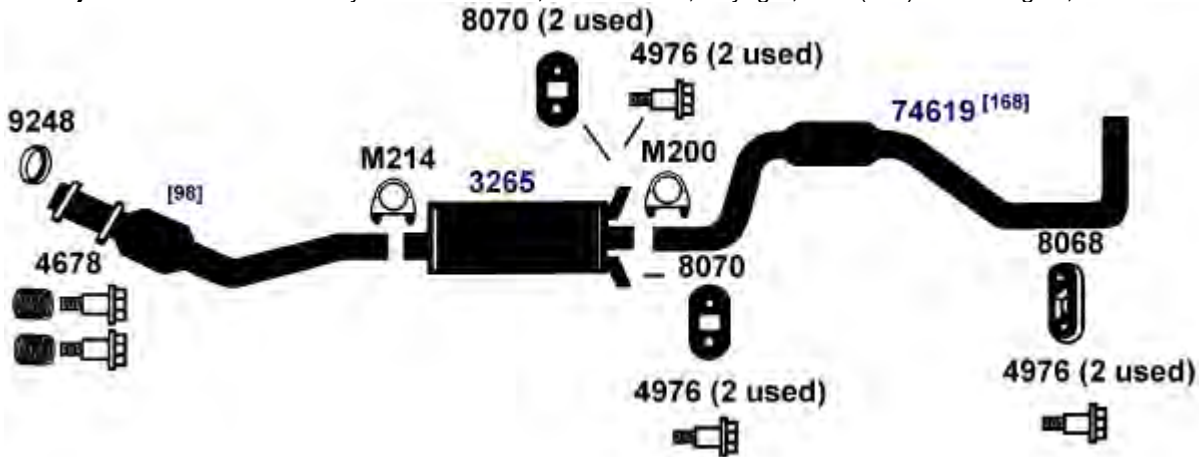
DIRECT FIT MSL/MAXIMUM Muffler... 700102, UNIVERSAL FIT MSL/MAXIMUM Muffler... 6572, 709014, Silentone DIY Muffler... 5548

NA-Not Available. NR-Not Required. FL-Remove and Re-Use Old Flange. ● Golden Warehouse. O.E.-Original Equipment.
 # Airtube Kit [4948] may be required to complete installation. EFI-Electronic Fuel Injection.

[958] Federal & California Emission vehicles. Not legal for sale for vehicles licensed in California.

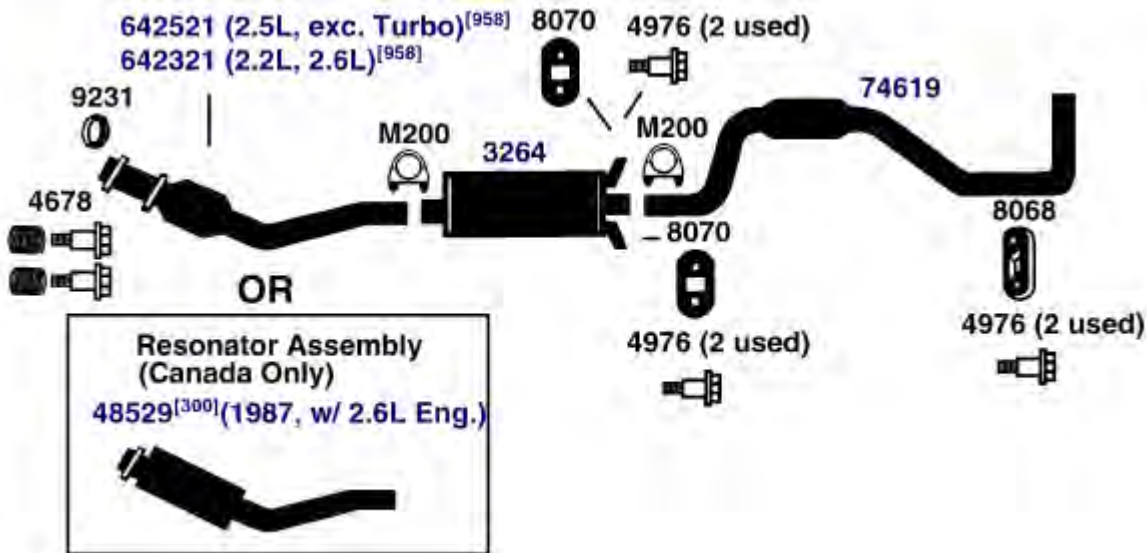
DODGE CARAVAN / PLYMOUTH VOYAGER

(23254) 89-90 4 Cyl. Caravan, Caravan C/V, Voyager; 2.5L (153) Turbo Engine; with Converter



DIRECT FIT MSL/MAXIMUM Muffler... 700102, UNIVERSAL FIT MSL/MAXIMUM Muffler... 6572, 709014, Silentone DIY Muffler... 5548

(23252) 89-90 4 Cyl. Caravan, Caravan C/V, Voyager; 2.5L (153) Engine; with Converter
 1988 4 Cyl. Caravan/Voyager/Mini-Ram Van; 2.5L (153) Engine; with Converter
 1987 4 Cyl. Caravan/Voyager/Mini-Ram Van; 2.2L, 2.6L (135, 156) Engine; with Converter



DIRECT FIT MSL/MAXIMUM Muffler... 6572, UNIVERSAL FIT MSL/MAXIMUM Muffler... 709014, Silentone DIY Muffler... 5548

NA-Not Available. NR-Not Required. FL-Remove and Re-Use Old Flange. ● Golden Warehouse. O.E.-Original Equipment.

Airtube Kit [4948] may be required to complete installation. EFI-Electronic Fuel Injection.

[98] Refer to current Catalytic Converter catalog or Website catalog for availability.

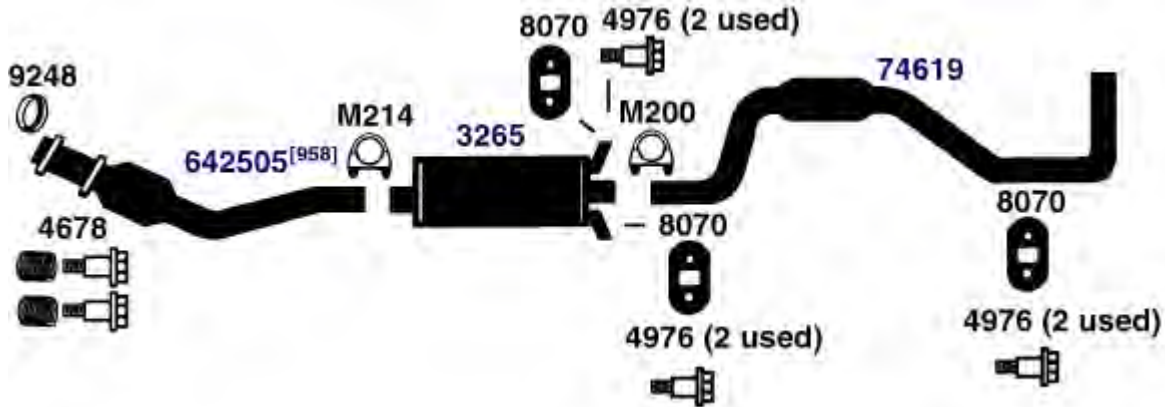
[168] Functionally approved Single Outlet System replaces Dual Outlet.

[300] For use when resonator originated from O.E. manufacturer.

[958] Federal & California Emission vehicles. Not legal for sale for vehicles licensed in California.

DODGE CARAVAN / PLYMOUTH VOYAGER

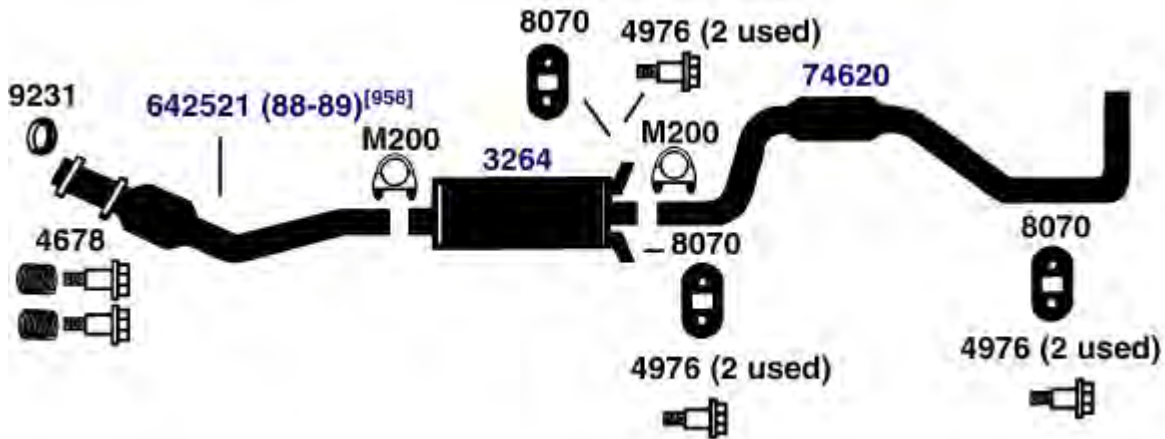
89-90 6 Cyl. Caravan, Caravan C/V, Voyager; 3.0L (181) Engine; with Converter **(30902)**



DIRECT FIT MSL/MAXIMUM Muffler... 700102, UNIVERSAL FIT MSL/MAXIMUM Muffler... 6572, 709014, Silentone DIY Muffler... 5548

1989 4 Cyl. Grand Caravan, Grand Caravan C/V, Grand Voyager; (2.5L, 153) Engine; with Converter; with Extended W.B. **(23251)**

87-88 4 Cyl. Grand Caravan, Grand Voyager; 2.5L (153) Engine; with Converter; with Extended W.B.



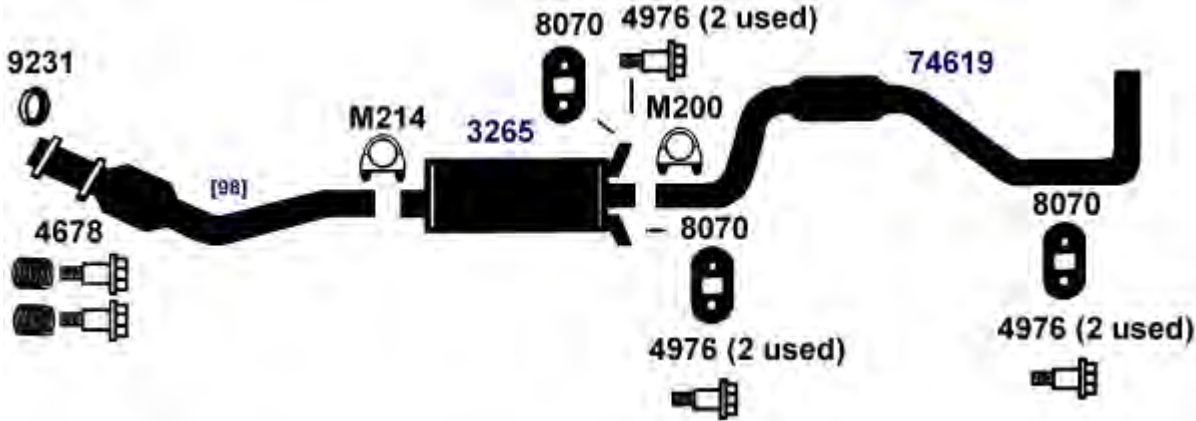
DIRECT FIT MSL/MAXIMUM Muffler... 6572, UNIVERSAL FIT MSL/MAXIMUM Muffler... 709014, Silentone DIY Muffler... 5548

NA-Not Available. NR-Not Required. FL-Remove and Re-Use Old Flange. ● Golden Warehouse. O.E.-Original Equipment.
Airtube Kit [4948] may be required to complete installation. EFI-Electronic Fuel Injection.

[958] Federal & California Emission vehicles. Not legal for sale for vehicles licensed in California.

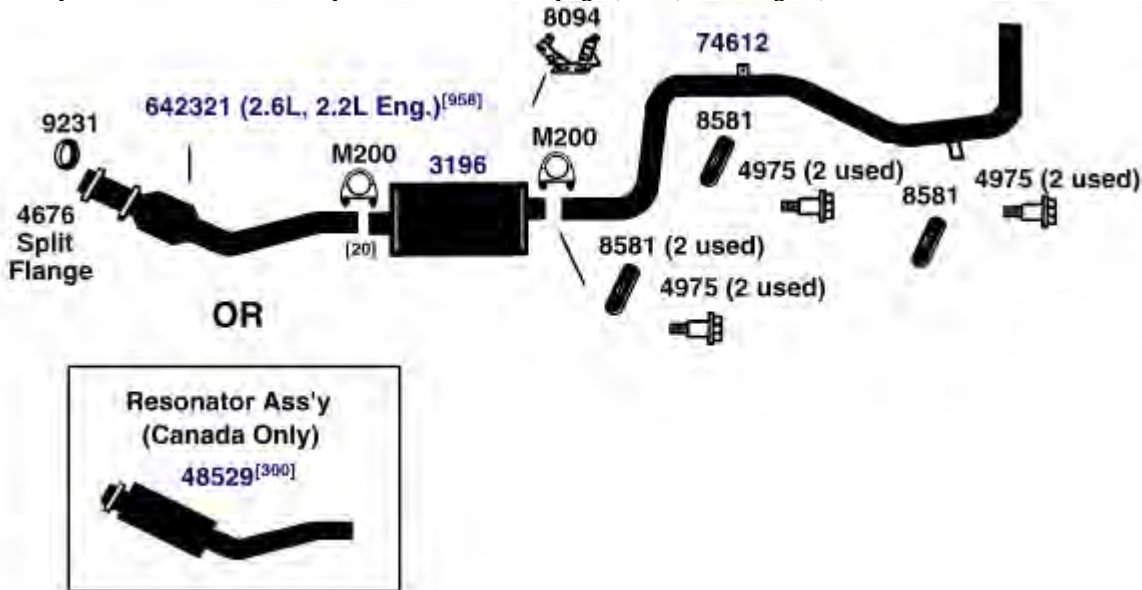
DODGE CARAVAN / PLYMOUTH VOYAGER

(30901) 1988 6 Cyl. Mini Ram Van; 3.0L (181) Engine; with Converter
 87-88 6 Cyl. Caravan/Voyager; 3.0L (181) Engine; with Converter



DIRECT FIT MSL/MAXIMUM Muffler... 700102, UNIVERSAL FIT MSL/MAXIMUM Muffler... 6572, 709014, Silentone DIY Muffler... 5548

(23250) 85-86 4 Cyl. Caravan/Voyager; 2.2L, 2.6L Engine; with Converter



DIRECT FIT MSL/MAXIMUM Muffler... 700080, UNIVERSAL FIT MSL/MAXIMUM Muffler... 6507, Silentone DIY Muffler... 5548

NA-Not Available. NR-Not Required. FL-Remove and Re-Use Old Flange. ● Golden Warehouse. O.E.-Original Equipment.
 # Airtube Kit [4948] may be required to complete installation. EFI-Electronic Fuel Injection.

[20] Locating clip must be knocked off pipe in front of muffler for proper installation.
 [98] Refer to current Catalytic Converter catalog or Website catalog for availability.

[300] For use when resonator originated from O.E. manufacturer.
 [958] Federal & California Emission vehicles. Not legal for sale for vehicles licensed in California.

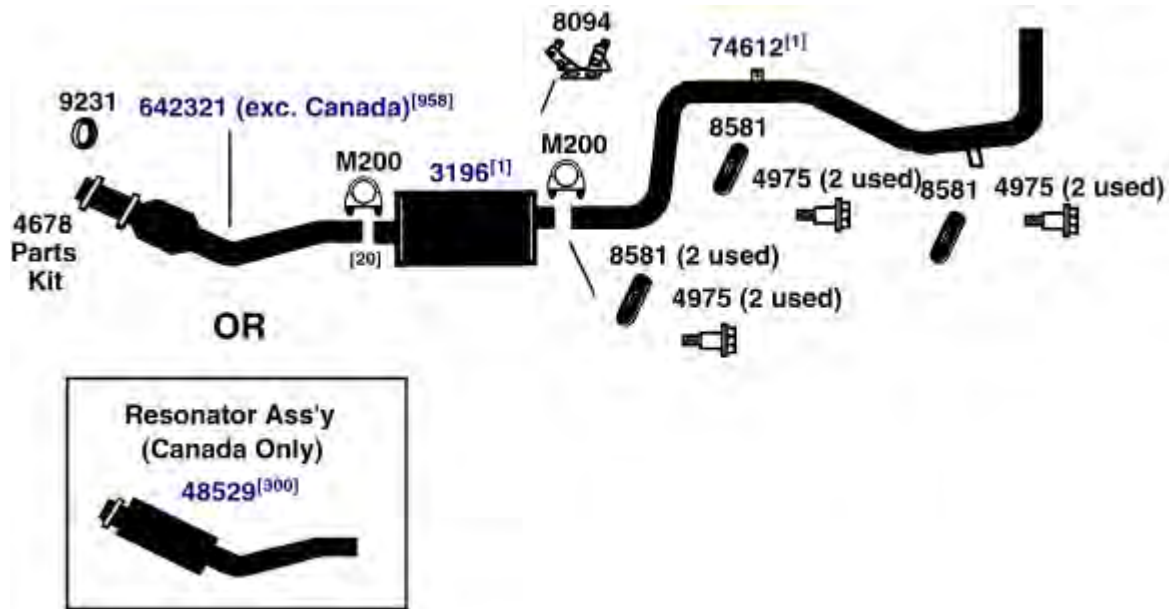
DODGE CARAVAN / PLYMOUTH VOYAGER

1984

4 Cyl.

Caravan/Voyager; 2.2L, 2.6L Engine; with Converter

(23250E)



DIRECT FIT MSL/MAXIMUM Muffler... 700080, UNIVERSAL FIT MSL/MAXIMUM Muffler... 6507, Silentone DIY Muffler... 5548

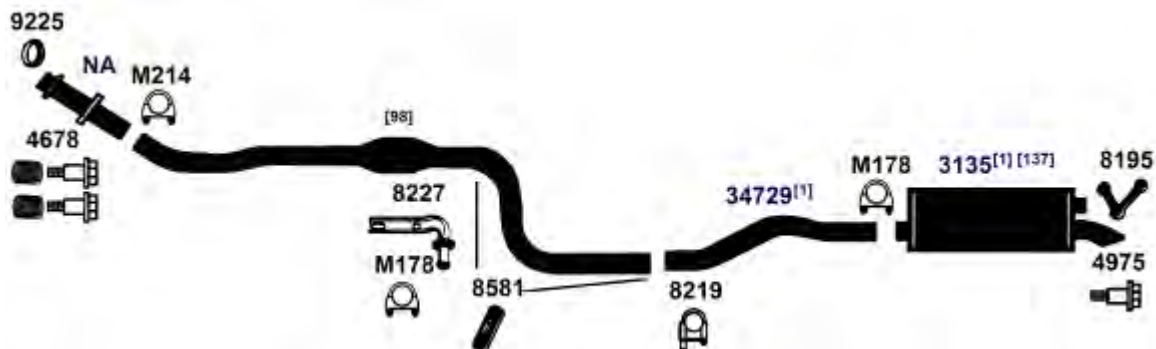
DODGE CHARGER (Front Wheel Drive)

85-87

4 Cyl.

Charger, 2.2L EFI Turbo Engine; 2-Door; with Catalytic Converter (includes Shelby Charger)

(4493)



DIRECT FIT MSL/MAXIMUM Muffler... 6569, Silentone DIY Muffler... 5529

NA-Not Available. NR-Not Required. FL-Remove and Re-Use Old Flange. ● Golden Warehouse. O.E.-Original Equipment.

Airtube Kit [4948] may be required to complete installation. EFI-Electronic Fuel Injection.

[1] OE system was a welded assembly. It is recommended that all parts noted [1] should be replaced.

[20] Locating clip must be knocked off pipe in front of muffler for proper installation.

[98] Refer to current Catalytic Converter catalog or Website catalog for availability.

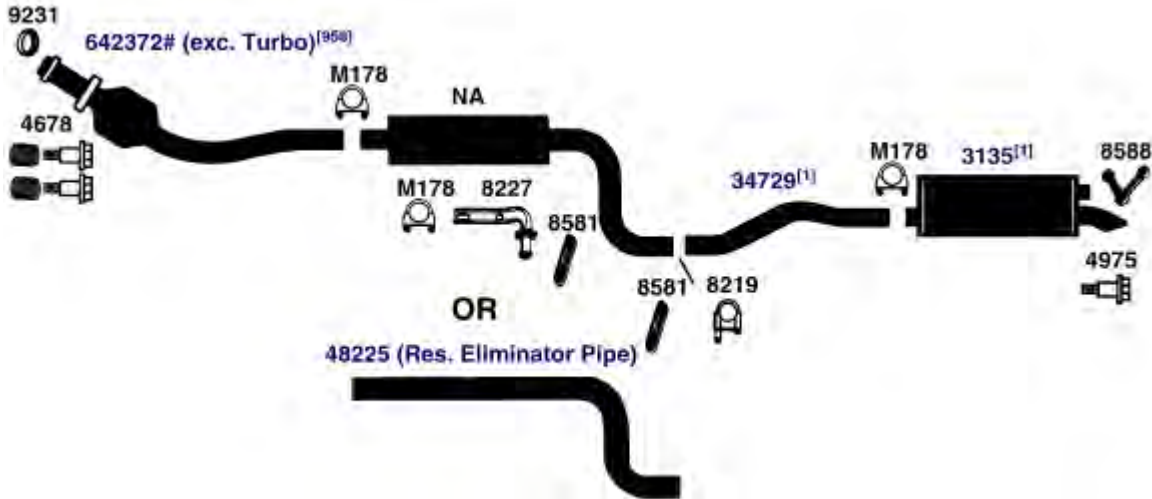
[137] Functionally approved Single Outlet system - replaces Dual Outlet (86-87 models only).

[300] For use when resonator originated from O.E. manufacturer.

[958] Federal & California Emission vehicles. Not legal for sale for vehicles licensed in California.

DODGE CHARGER (Front Wheel Drive)

(4494) 85-87 4 Cyl. Charger, 2.2, 2.2L High Performance Engine, 2-Door; with Catalytic Converter, with Resonator



DIRECT FIT MSL/MAXIMUM Muffler... Rear Muffler- 6569, Silentone DIY Muffler... Rear Muffler- 5529

(4495) 85-87 4 Cyl. Charger, 2.2L 2-barrel Engine; 2-Door; with Catalytic Converter, without Resonator



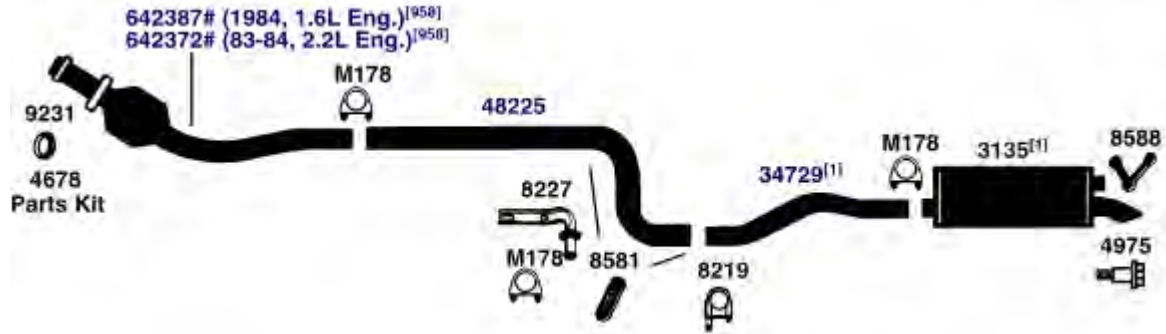
DIRECT FIT MSL/MAXIMUM Muffler... 6569, Silentone DIY Muffler... 5529

NA-Not Available. NR-Not Required. FL-Remove and Re-Use Old Flange. ● Golden Warehouse. O.E.-Original Equipment.
Airtube Kit [4948] may be required to complete installation. EFI-Electronic Fuel Injection.

[1] OE system was a welded assembly. It is recommended that all parts noted [1] should be replaced. [958] Federal & California Emission vehicles. Not legal for sale for vehicles licensed in California.

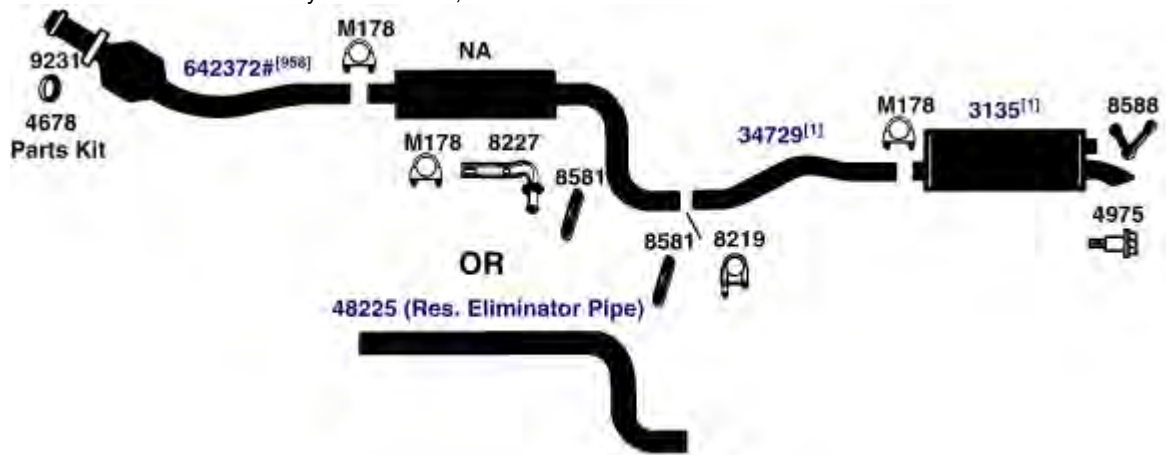
DODGE CHARGER (Front Wheel Drive)

1984	4 Cyl.	Charger, 2-Door; 1.6L, 2.2L 2-barrel Engine; with Catalytic Converter, without Resonator	(4495E)
1983	4 Cyl.	Charger, 2-Door; 2.2L Engine, with Catalytic Converter, without Resonator	



DIRECT FIT MSL/MAXIMUM Muffler... 6569, Silentone DIY Muffler... 5529

83-84	4 Cyl.	Charger, 2.2, Shelby Charger, 2-Door; 2.2L High Performance Engine, with Catalytic Converter, with Resonator	(4494E)
-------	--------	--	----------------



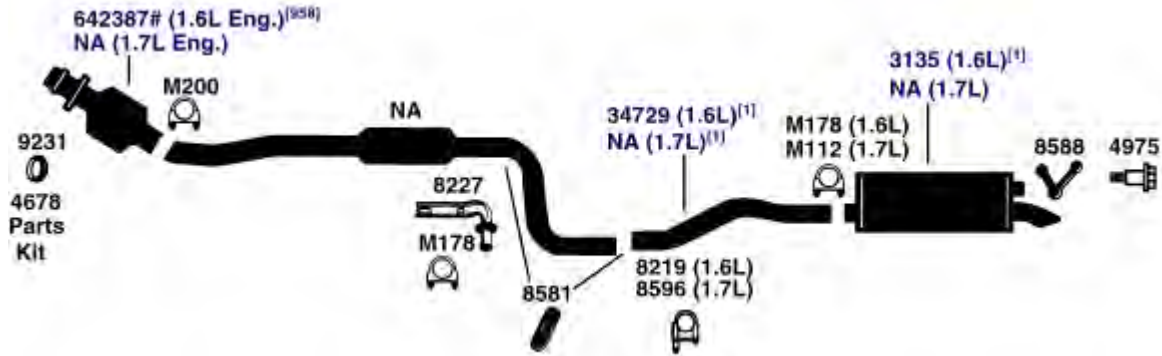
DIRECT FIT MSL/MAXIMUM Muffler... Rear Muffler- 6569, Silentone DIY Muffler... Rear Muffler- 5529

NA-Not Available. NR-Not Required. FL-Remove and Re-Use Old Flange. ● Golden Warehouse. O.E.-Original Equipment.
 # Airtube Kit [4948] may be required to complete installation. EFI-Electronic Fuel Injection.

[1] OE system was a welded assembly. It is recommended that all parts noted [1] should be replaced. [958] Federal & California Emission vehicles. Not legal for sale for vehicles licensed in California.

DODGE CHARGER (Front Wheel Drive)

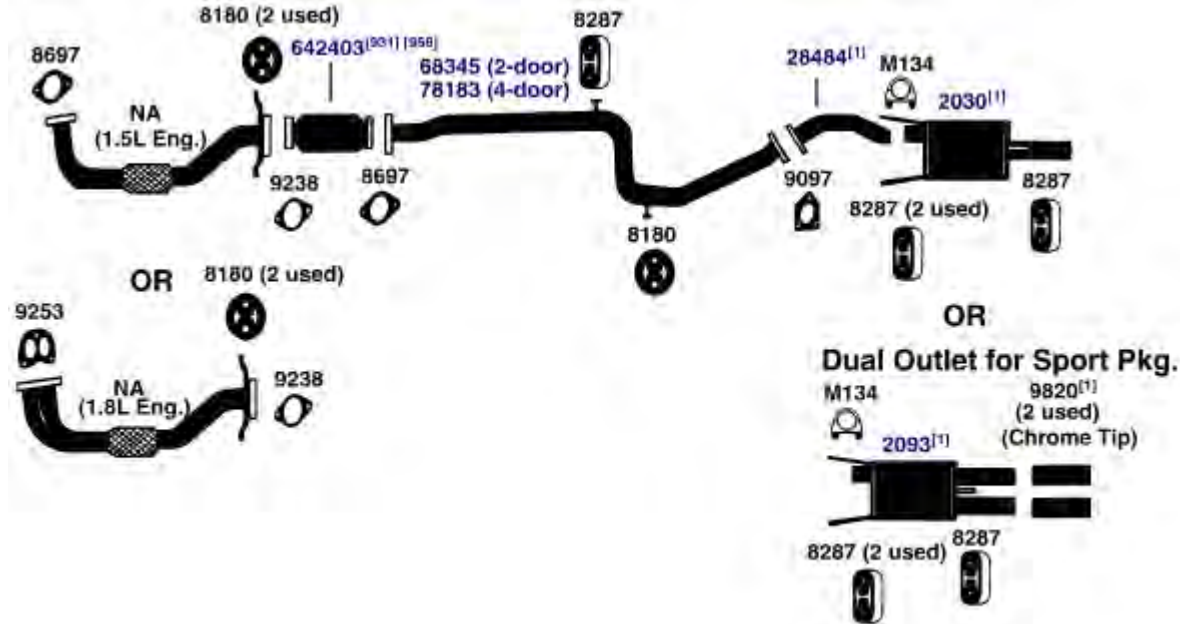
(4489) 1983 4 Cyl. Omni Charger, 2-Door, 1.6L, 1.7L Engine; with two Catalytic Converters



DIRECT FIT MSL/MAXIMUM Muffler... 1.6L Engine- 6569, Silentone DIY Muffler... 1.6L Engine- 5529

DODGE COLT, COLT VISTA

(3430) 93-94 4 Cyl. Colt, Hatchback; 1.5L, 1.8L SOHC Engine



UNIVERSAL FIT MSL/MAXIMUM Muffler... Single Outlet Muffler- 6676

NA-Not Available. NR-Not Required. FL-Remove and Re-Use Old Flange. ● Golden Warehouse. O.E.-Original Equipment.
Airtube Kit [4948] may be required to complete installation. EFI-Electronic Fuel Injection.

[1] OE system was a welded assembly. It is recommended that all parts noted [1] should be replaced.

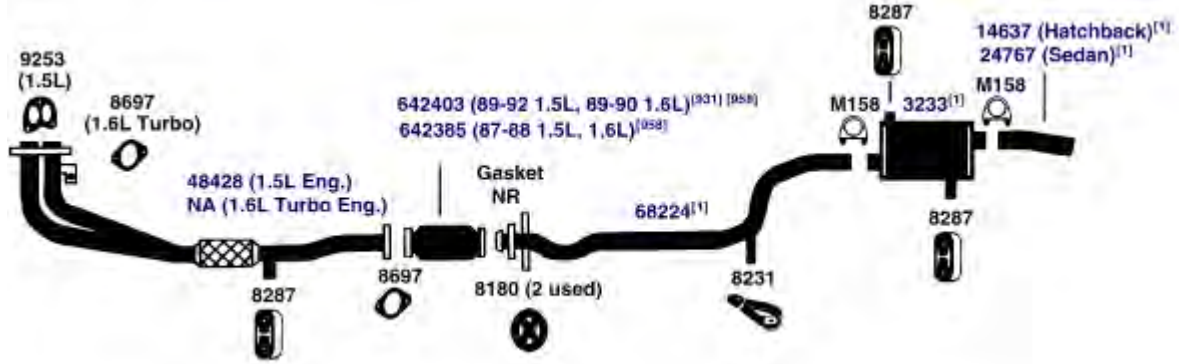
[98] Refer to current Catalytic Converter catalog or Website catalog for availability.

[931] This unit was designed to fit many applications. Measurement of the old unit and cutting of new unit is required.

[958] Federal & California Emission vehicles. Not legal for sale for vehicles licensed in California.

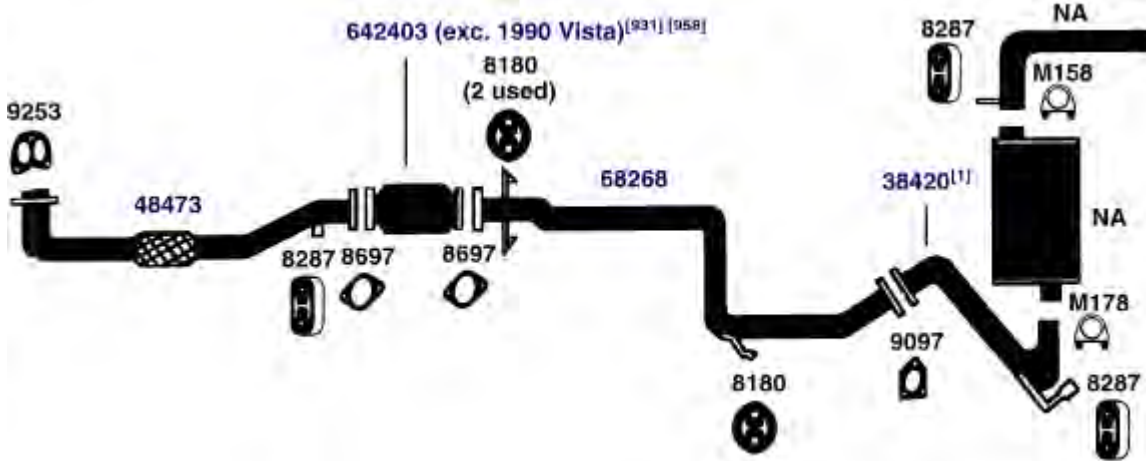
DODGE COLT, COLT VISTA

89-92	4 Cyl.	Colt 2-Door Hatchback; 1.5L Engine, 1.6L Engine Fuel Injection Turbo Engine (Canada Only)	(3424)
87-88	4 Cyl.	Colt 2-Door Hatchback, 4-Door Sedan; 1.5L Engine, 1.6L Engine Fuel Injection Turbo Engine (US Only)	



DIRECT FIT MSL/MAXIMUM Muffler... 6684, UNIVERSAL FIT MSL/MAXIMUM Muffler... 6658

89-92	4 Cyl.	Colt, Hatchback, 1.5L Engine	(3429)
--------------	--------	------------------------------	---------------



UNIVERSAL FIT MSL/MAXIMUM Muffler... 6652

NA-Not Available. NR-Not Required. FL-Remove and Re-Use Old Flange. ● Golden Warehouse. O.E.-Original Equipment.
 # Airtube Kit [4948] may be required to complete installation. EFI-Electronic Fuel Injection.

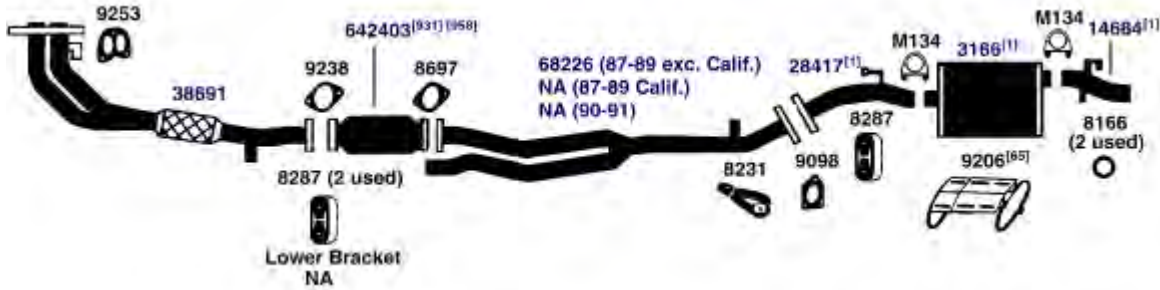
[1] OE system was a welded assembly. It is recommended that all parts noted [1] should be replaced.

[931] This unit was designed to fit many applications. Measurement of the old unit and cutting of new unit is required.

[958] Federal & California Emission vehicles. Not legal for sale for vehicles licensed in California.

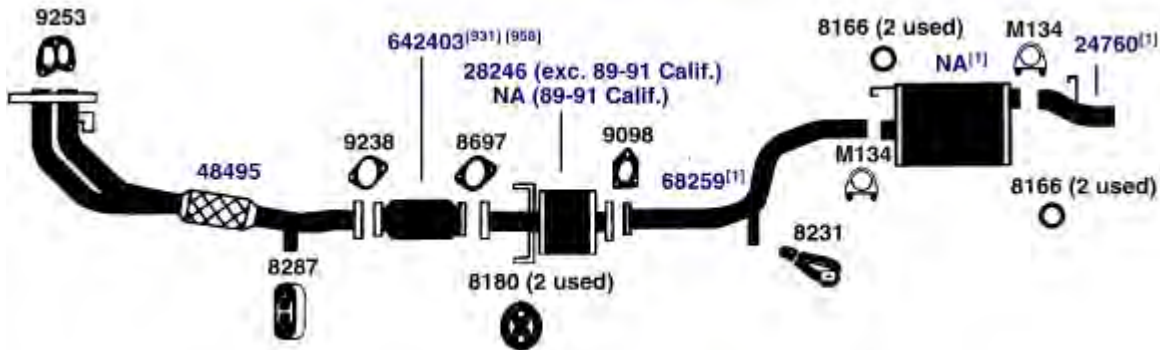
DODGE COLT, COLT VISTA

(3426) 87-91 4 Cyl. Colt Vista, 2.0L Engine, 4WD (from 12/86)



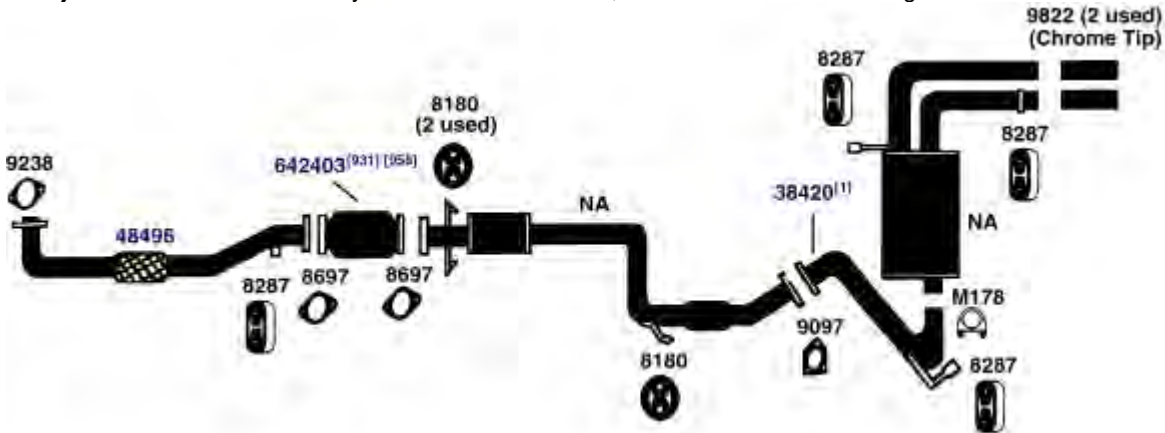
DIRECT FIT MSL/MAXIMUM Muffler... 709010, UNIVERSAL FIT MSL/MAXIMUM Muffler... 6651, 709007

(3423) 87-91 4 Cyl. Colt Vista, 2.0L Engine, 2WD (from 12/86)



UNIVERSAL FIT MSL/MAXIMUM Muffler... 6651, 709007, 709010

(3427) 89-90 4 Cyl. Colt Hatchback, 1.6L DOHC and Turbo Engine



NA-Not Available. NR-Not Required. FL-Remove and Re-Use Old Flange. ● Golden Warehouse. O.E.-Original Equipment.
Airtube Kit [4948] may be required to complete installation. EFI-Electronic Fuel Injection.

[1] OE system was a welded assembly. It is recommended that all parts noted [1] should be replaced.

[65] Heat Shield 9206 is required for installation.

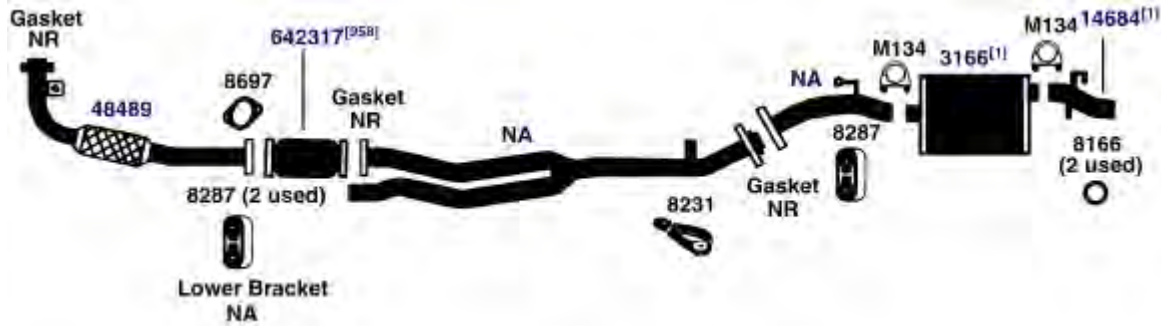
[931] This unit was designed to fit many applications. Measurement of the old unit and cutting of new unit is required.

[958] Federal & California Emission vehicles. Not legal for sale for vehicles licensed in California.

DODGE COLT, COLT VISTA

86-87 4 Cyl. Colt Vista, 2.0L Engine, 4WD (up to 12/86)

(3425)

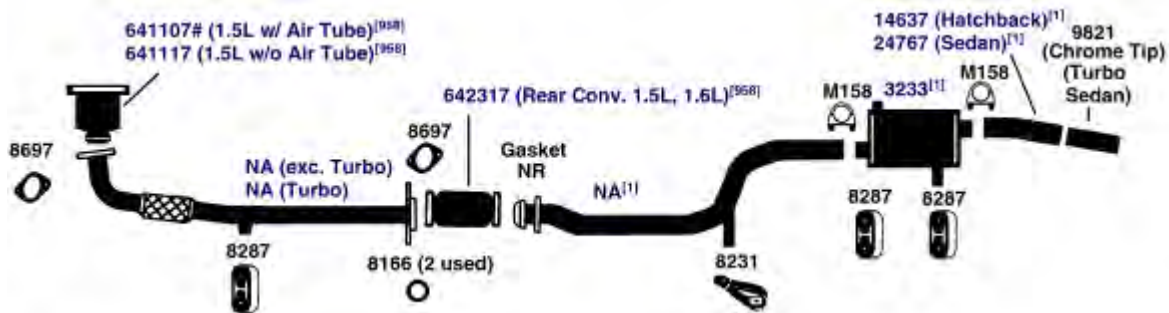


DIRECT FIT MSL/MAXIMUM Muffler... 709010, UNIVERSAL FIT MSL/MAXIMUM Muffler... 6651, 709007

85-86 4 Cyl. Colt 2-Door Hatchback, 4-Door Sedan; 1600cc Turbo Engine (except Canada)

(3422)

85-86 4 Cyl. Colt 2, 4 Door Hatchback, 4-Door Sedan; 1500cc Engine (except Canada)



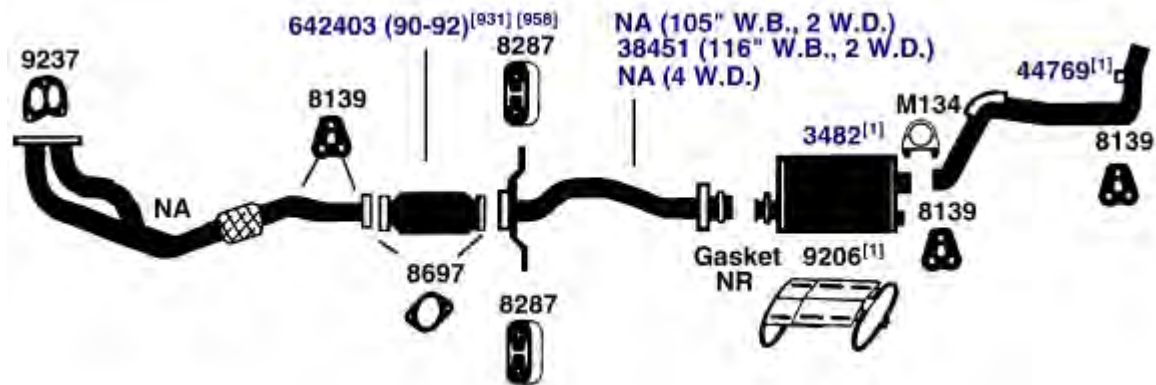
DIRECT FIT MSL/MAXIMUM Muffler... 6684, UNIVERSAL FIT MSL/MAXIMUM Muffler... 6658

DODGE D50, RAM 50, RAMPAGE / PLYMOUTH SCAMP

90-94 4 Cyl. Power Ram 50 Pickup; 2.4L Engine 4 W.D.; except 93-94 California

(23208)

90-94 4 Cyl. Ram 50 Pickup; 2.4L Engine 2 W.D.; except 93-94 California



DIRECT FIT MSL/MAXIMUM Muffler... 700134, UNIVERSAL FIT MSL/MAXIMUM Muffler... 709011

NA-Not Available. NR-Not Required. FL-Remove and Re-Use Old Flange. ● Golden Warehouse. O.E.-Original Equipment.

Airtube Kit [4948] may be required to complete installation. EFI-Electronic Fuel Injection.

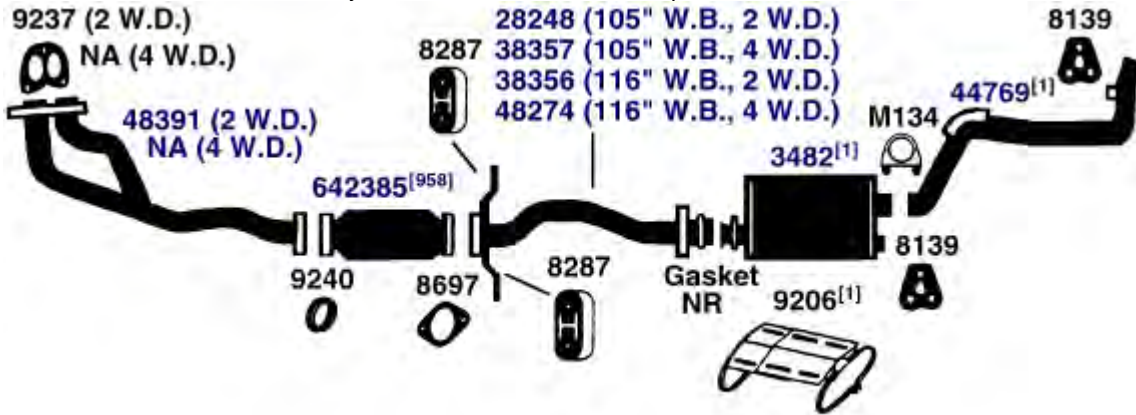
[1] OE system was a welded assembly. It is recommended that all parts noted [1] should be replaced.

[931] This unit was designed to fit many applications. Measurement of the old unit and cutting of new unit is required.

[958] Federal & California Emission vehicles. Not legal for sale for vehicles licensed in California.

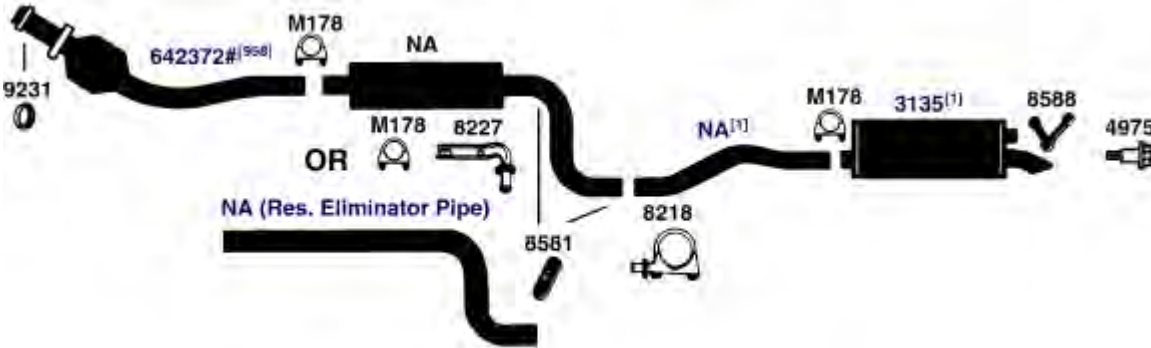
DODGE D50, RAM 50, RAMPAGE / PLYMOUTH SCAMP

(23205) 87-89 4 Cyl. Ram 50 Pickup; 2000cc, 2600cc; 2W.D.
87-89 4 Cyl. Power Ram 50 Pickup; 2600cc. 4W.D.



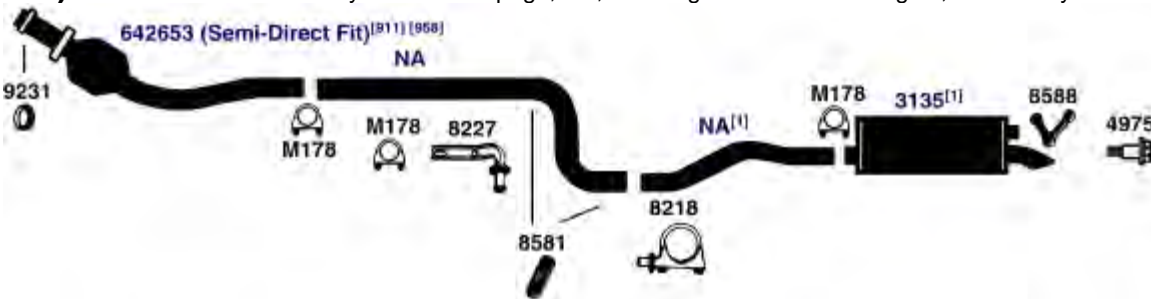
DIRECT FIT MSL/MAXIMUM Muffler... 700134, UNIVERSAL FIT MSL/MAXIMUM Muffler... 709011

(4833) 1984 4 Cyl. Rampage; 2.2L Engine; with Catalytic Converter and Resonator



DIRECT FIT MSL/MAXIMUM Muffler... Rear Muffler- 6569, Silentone DIY Muffler... Rear Muffler- 5529

(4832) 1983 4 Cyl. Rampage, 2.2, 2.2L High Performance Engine; with Catalytic Converter



DIRECT FIT MSL/MAXIMUM Muffler... 6569, Silentone DIY Muffler... 5529

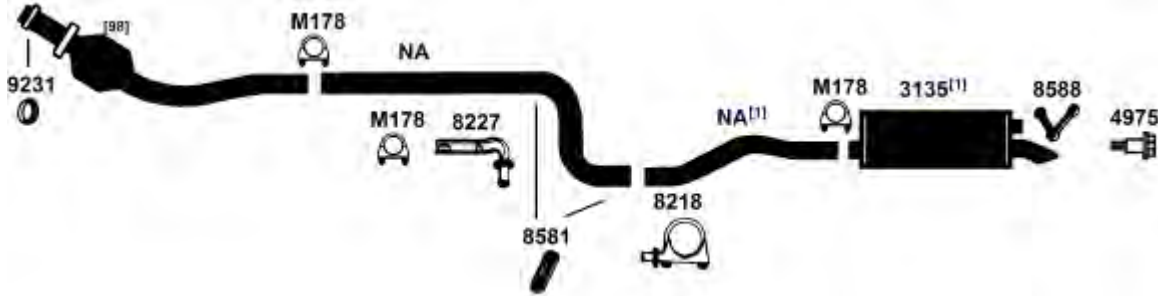
NA-Not Available. NR-Not Required. FL-Remove and Re-Use Old Flange. ● Golden Warehouse. O.E.-Original Equipment.
Airtube Kit [4948] may be required to complete installation. EFI-Electronic Fuel Injection.

[1] OE system was a welded assembly. It is recommended that all parts noted [1] should be replaced. [958] Federal & California Emission vehicles. Not legal for sale for vehicles licensed in California.

[911] Semi-Direct Fit converter. Fabrication required.

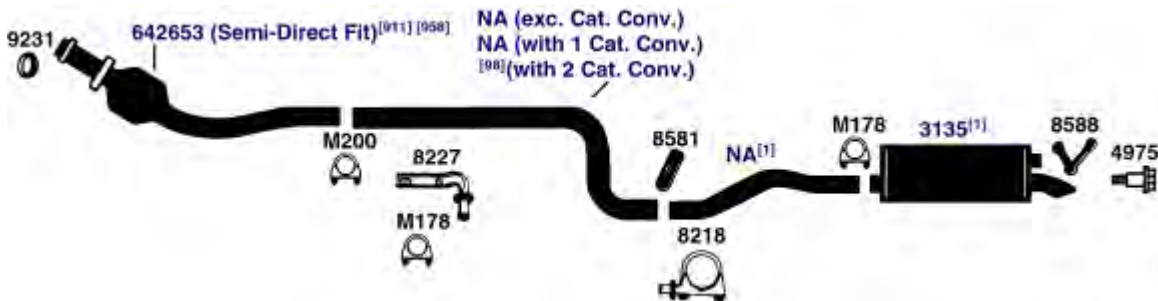
DODGE D50, RAM 50, RAMPAGE / PLYMOUTH SCAMP

1983 4 Cyl. Scamp GT, 2.2L High Performance Engine with Catalytic Converter **(8504)**
1983 4 Cyl. Scamp, 2.2L Engine with Catalytic Converter



DIRECT FIT MSL/MAXIMUM Muffler... 6569, Silentone DIY Muffler... 5529

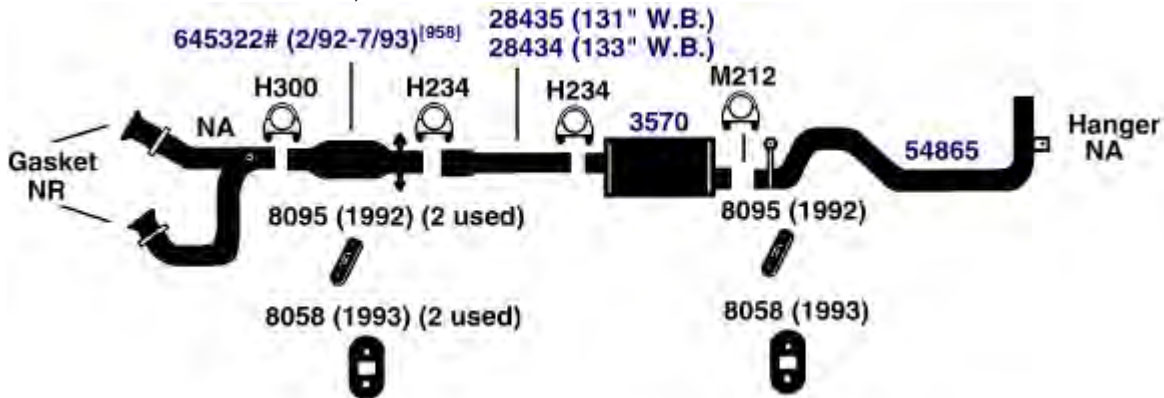
1982 4 Cyl. Rampage, 2.2L Engine **(4831)**



DIRECT FIT MSL/MAXIMUM Muffler... 6569, Silentone DIY Muffler... 5529

DODGE D100/150 SERIES PICKUP

92-93 6 Cyl. D150; 131" W.B.; 133" W.B., Club Cab; 3.9L (239) Engine; 2 W.D.; 1/2 Ton; with Converter; after 2-4-92 **(23648)**



DIRECT FIT MSL/MAXIMUM Muffler... 700028

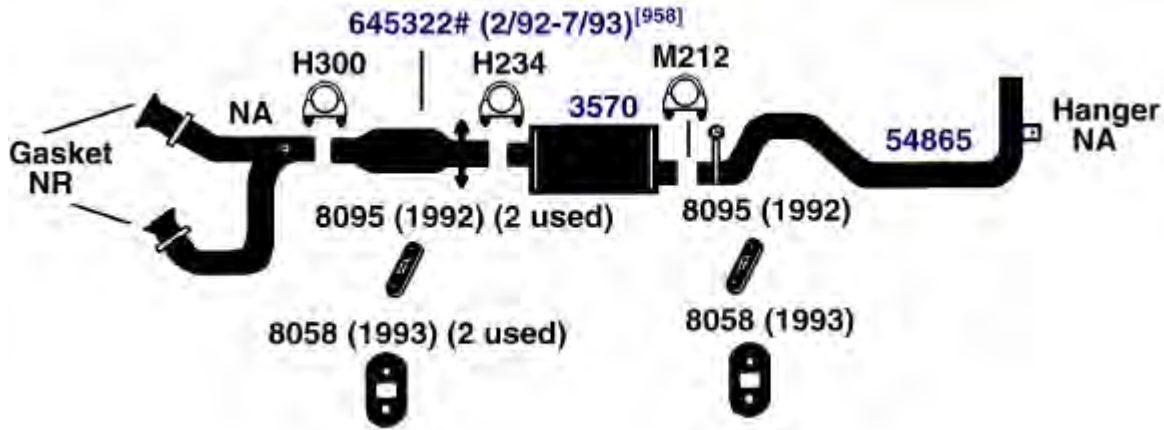
NA-Not Available. NR-Not Required. FL-Remove and Re-Use Old Flange. ● Golden Warehouse. O.E.-Original Equipment.
 # Airtube Kit [4948] may be required to complete installation. EFI-Electronic Fuel Injection.

[1] OE system was a welded assembly. It is recommended that all parts noted [1] should be replaced.
 [98] Refer to current Catalytic Converter catalog or Website catalog for availability.

[911] Semi-Direct Fit converter. Fabrication required.
 [958] Federal & California Emission vehicles. Not legal for sale for vehicles licensed in California.

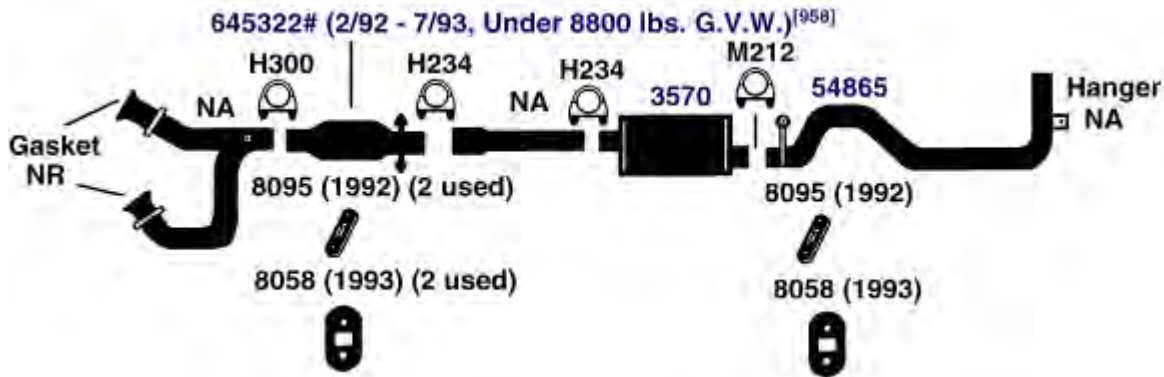
DODGE D100/150 SERIES PICKUP

(23650) 92-93 6 Cyl. D150; 115" W.B.; 3.9L (239) Engine; 2 W.D.; 1/2 Ton; with Converter; after 2-4-92



DIRECT FIT MSL/MAXIMUM Muffler... 700028

(24860) 92-93 8 Cyl. D150; 149" W.B.; Club Cab; 318 (5.2L), 360 (5.9L) Engine; 2 W.D.; 1/2 Ton; with Converter; after 2-4-92



DIRECT FIT MSL/MAXIMUM Muffler... 700028

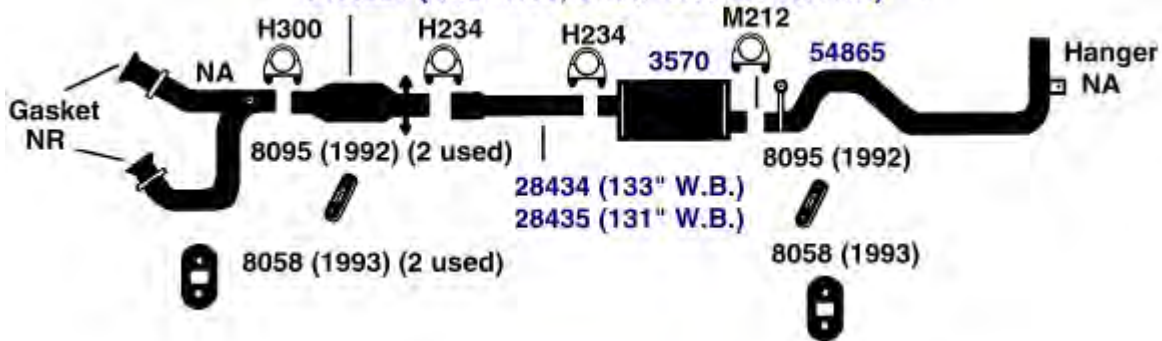
NA-Not Available. NR-Not Required. FL-Remove and Re-Use Old Flange. ● Golden Warehouse. O.E.-Original Equipment.
Airtube Kit [4948] may be required to complete installation. EFI-Electronic Fuel Injection.

^[958] Federal & California Emission vehicles. Not legal for sale for vehicles licensed in California.

DODGE D100/150 SERIES PICKUP

92-93 8 Cyl. D150; 131", 133" W.B.; Club Cab; 318 (5.2L), 360 (5.9L) Engine; 2 W.D.; 1/2 Ton; with Converter; after 2-4-92 **(24861)**

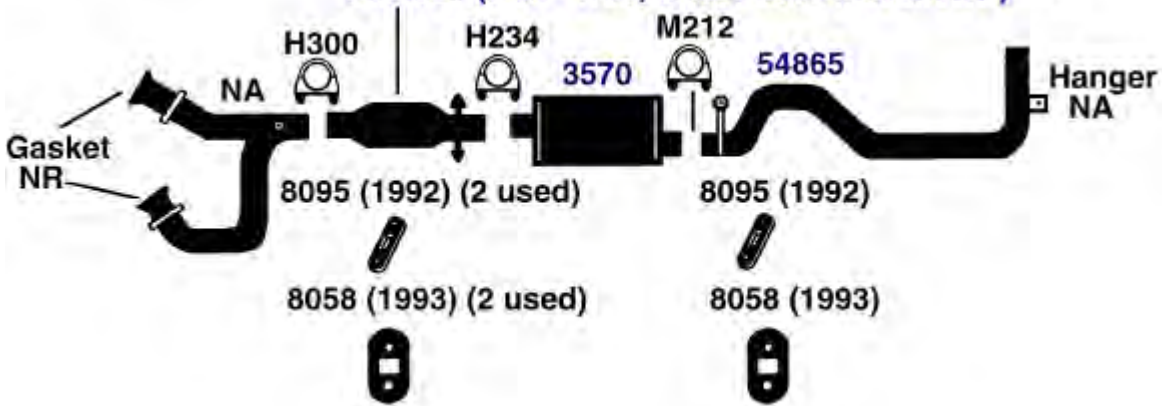
645322# (2/92 - 7/93, Under 8800 lbs. G.V.W.)^[958]



DIRECT FIT MSL/MAXIMUM Muffler... 700028

92-93 8 Cyl. D150; 115" W.B.; 318 (5.2L), 360 (5.9L) Engine; 2 W.D.; 1/2 Ton; with Converter; after 2-4-92 **(24863)**

645322# (2/92 - 7/93, Under 8800 lbs. G.V.W.)^[958]



DIRECT FIT MSL/MAXIMUM Muffler... 700028

1992 6 Cyl. D150; 115" W.B.; 3.9L (239) Engine; 2 W.D.; 1/2 Ton; with Converter; up 2-4-92 **(23651)**



DIRECT FIT MSL/MAXIMUM Muffler... 700028

NA-Not Available. NR-Not Required. FL-Remove and Re-Use Old Flange. ● Golden Warehouse. O.E.-Original Equipment.
Airtube Kit [4948] may be required to complete installation. EFI-Electronic Fuel Injection.

[98] Refer to current Catalytic Converter catalog or Website catalog for availability.

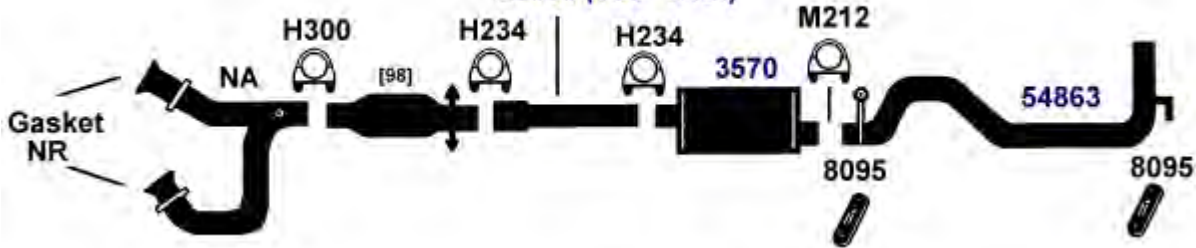
[958] Federal & California Emission vehicles. Not legal for sale for vehicles licensed in California.

DODGE D100/150 SERIES PICKUP

(23649) 1992 6 Cyl. D150; 131" W.B.; 133" W.B., Club Cab; 239 (3.9L) Engine; 2 W.D.; 1/2 Ton; with Converter; up to 2-4-92

28435 (131" W.B.)

28434 (133" W.B.)



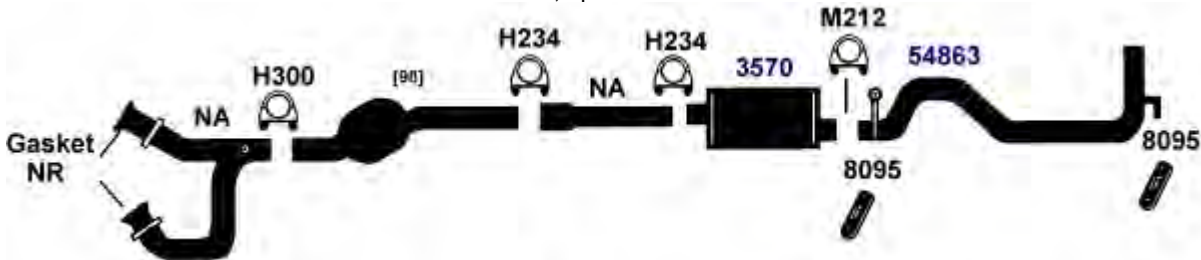
DIRECT FIT MSL/MAXIMUM Muffler... 700028

(24864) 1992 8 Cyl. D150; 115" W.B.; 318 (5.2L), 360 (5.9L) Engine; 2 W.D.; 1/2 Ton; with Converter; up to 2-4-92



DIRECT FIT MSL/MAXIMUM Muffler... 700028

(24865) 1992 8 Cyl. D150; 149" W.B.; Club Cab; 318 (5.2L), 360 (5.9L) Engine; 2 W.D.; 1/2 Ton; with Converter; up to 2-4-92



DIRECT FIT MSL/MAXIMUM Muffler... 700028

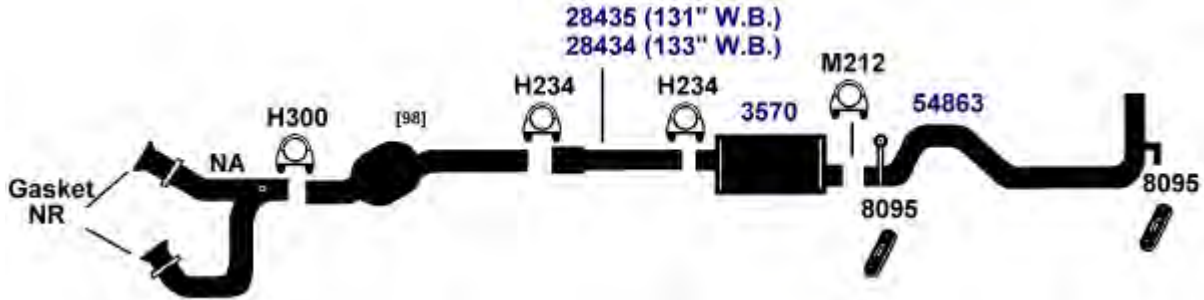
NA-Not Available. NR-Not Required. FL-Remove and Re-Use Old Flange. ● Golden Warehouse. O.E.-Original Equipment.

Airtube Kit [4948] may be required to complete installation. EFI-Electronic Fuel Injection.

[98] Refer to current Catalytic Converter catalog or Website catalog for availability.

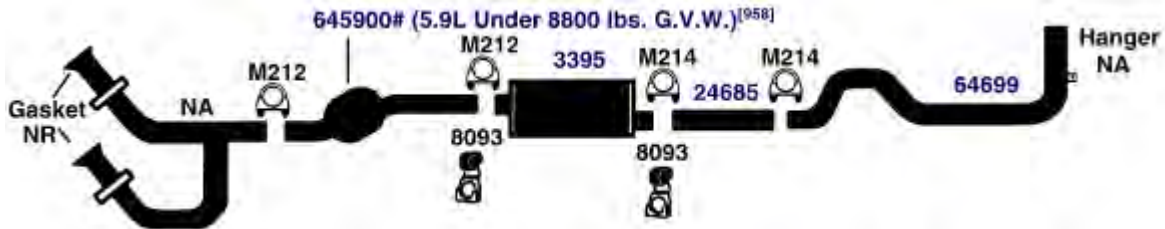
DODGE D100/150 SERIES PICKUP

1992 8 Cyl. D150; 131" W.B.; 133" W.B., Club Cab; 318 (5.2L), 360 (5.9L) Engine; 2 W.D.; **(24862)**
1/2 Ton; with Converter; up to 2-4-92



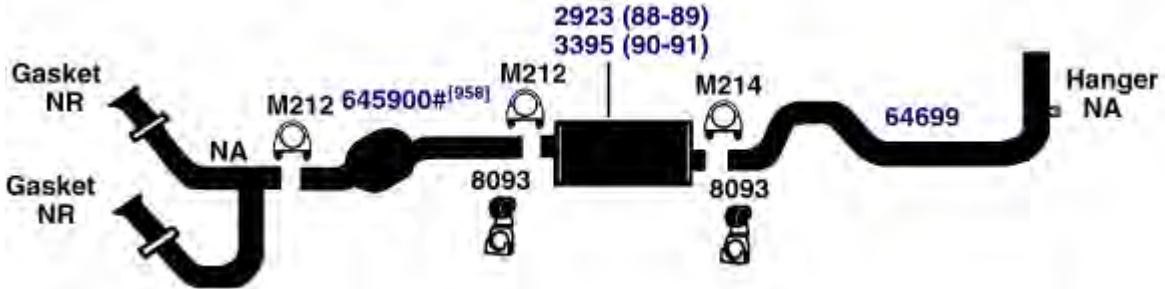
DIRECT FIT MSL/MAXIMUM Muffler... 700028

1991 8 Cyl. D150; 149" W.B.; 318, 360 Engine; 2 W.D.; 1/2 Ton; with Converter **(24858)**



DIRECT FIT MSL/MAXIMUM Muffler... 700271, UNIVERSAL FIT MSL/MAXIMUM Muffler... 6534

90-91 6 Cyl. D150; 115", 131" W.B.; 239 Engine; 2 W.D.; 1/2 Ton; with Converter **(23647)**
88-89 6 Cyl. D100, D150; 115", 131" W.B.; 239 Engine; 2 W.D.; 1/2 Ton; with Converter



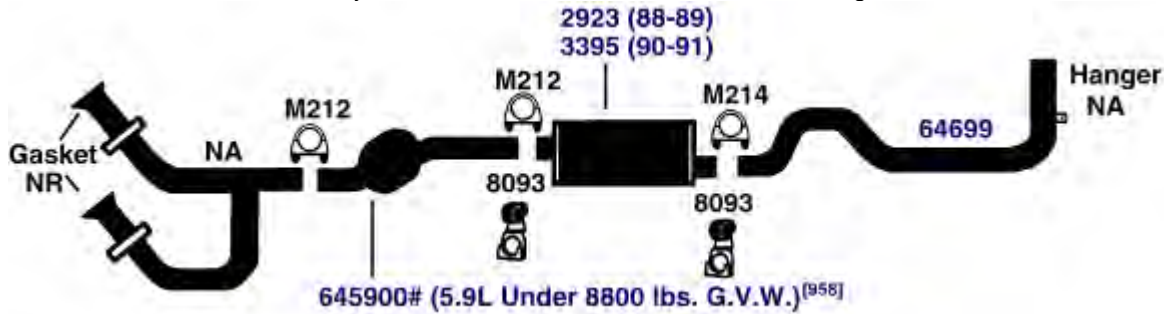
DIRECT FIT MSL/MAXIMUM Muffler... 90-91- 700271, 88-89- 700050, UNIVERSAL FIT MSL/MAXIMUM Muffler... 90-91- 6534, 88-89- 6510, Silentone DIY Muffler... 88-89- 5506

NA-Not Available. NR-Not Required. FL-Remove and Re-Use Old Flange. ● Golden Warehouse. O.E.-Original Equipment.
Airtube Kit [4948] may be required to complete installation. EFI-Electronic Fuel Injection.

[98] Refer to current Catalytic Converter catalog or Website catalog for availability. [958] Federal & California Emission vehicles. Not legal for sale for vehicles licensed in California.

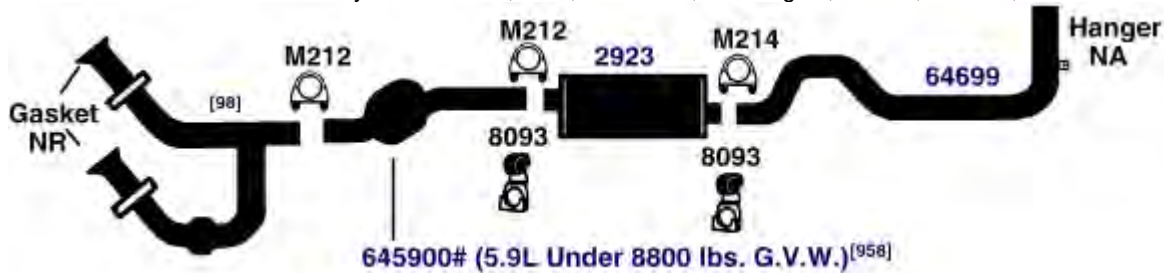
DODGE D100/150 SERIES PICKUP

(24857)	90-91	8 Cyl.	D150; 115", 131", 133" W.B., Club Cab; 318, 360 Engine; 2 W.D.; 1/2 Ton; with Converter
	88-89	8 Cyl.	D100, D150; 115", 131" W.B.; 318 Engine; 2 W.D.; 1/2 Ton; with Converter



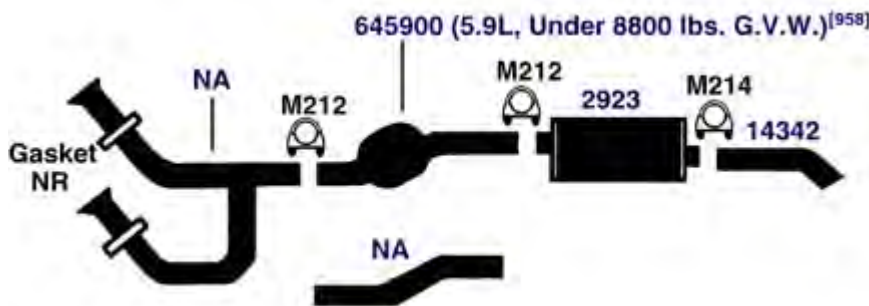
DIRECT FIT MSL/MAXIMUM Muffler... 90-91- 700271, 88-89- 700050, UNIVERSAL FIT MSL/MAXIMUM Muffler... 90-91- 6534, 88-89- 6510, Silentone DIY Muffler... 88-89- 5506

(24852)	1989	8 Cyl.	D100, D150; 115", 131" W.B.; 360 Engine; 2 W.D.; 1/2 Ton; with Converter
	1988	8 Cyl.	D150; 115", 131" W.B.; 360 Engine; 2 W.D.; 1/2 Ton; with Converter



DIRECT FIT MSL/MAXIMUM Muffler... 700050, UNIVERSAL FIT MSL/MAXIMUM Muffler... 6510, Silentone DIY Muffler... 5506

(100576)	88-89	8 Cyl.	D150; 135", 159" W.B.; 318, 360 Engine; 2 W.D.; 1/2 Ton; with or without Converter (Short Tail Pipe)
-----------------	-------	--------	--



DIRECT FIT MSL/MAXIMUM Muffler... 700050, UNIVERSAL FIT MSL/MAXIMUM Muffler... 6510, Silentone DIY Muffler... 5506

NA-Not Available. NR-Not Required. FL-Remove and Re-Use Old Flange. ● Golden Warehouse. O.E.-Original Equipment.

Airtube Kit [4948] may be required to complete installation. EFI-Electronic Fuel Injection.

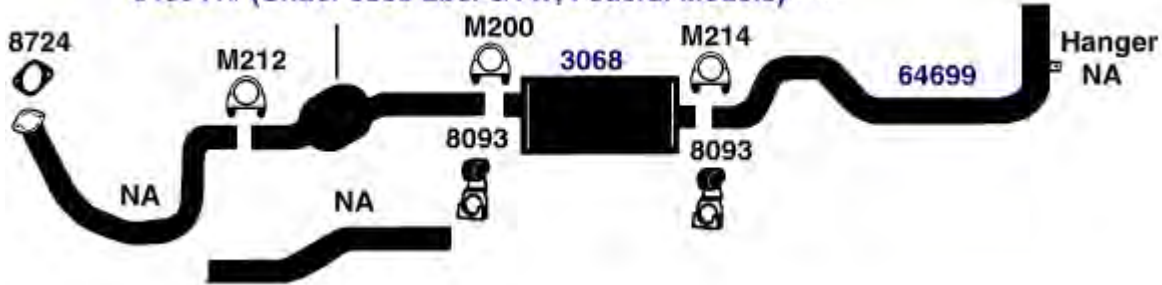
[98] Refer to current Catalytic Converter catalog or Website catalog for availability.

[958] Federal & California Emission vehicles. Not legal for sale for vehicles licensed in California.

DODGE D100/150 SERIES PICKUP

1987 6 Cyl. D150; 115", 131" W.B.; 225 Engine; 2 W.D.; 1/2 Ton; with and without Converter **(23645)**

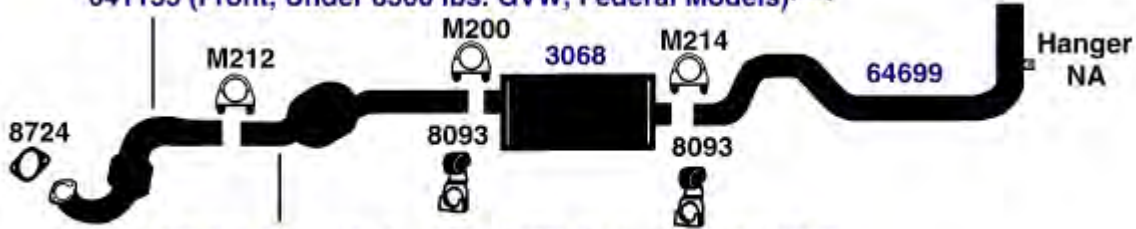
645941# (Under 8500 Lbs. GVW, Federal Models)^[959]



DIRECT FIT MSL/MAXIMUM Muffler... 700062, UNIVERSAL FIT MSL/MAXIMUM Muffler... 6503, Silentone DIY Muffler... 5540

1987 6 Cyl. D150; 115", 131" W.B.; 225 Engine; 2 W.D.; 1/2 Ton; with Converter and Mini Ox Converter **(23646)**

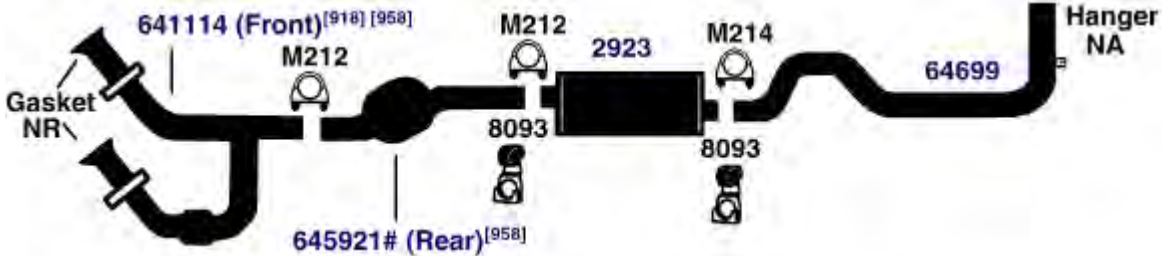
641155 (Front, Under 8500 lbs. GVW, Federal Models)^[959]



645941# (Rear, Under 8500 GVW, Federal Models)^[959]

DIRECT FIT MSL/MAXIMUM Muffler... 700062, UNIVERSAL FIT MSL/MAXIMUM Muffler... 6503, Silentone DIY Muffler... 5540

1987 8 Cyl. D150; 115", 131" W.B.; 318, 360 Engine; 2 W.D.; 1/2 Ton; with Converter and Mini-Ox Converter **(24855)**



645921# (Rear)^[958]

DIRECT FIT MSL/MAXIMUM Muffler... 700050, UNIVERSAL FIT MSL/MAXIMUM Muffler... 6510, Silentone DIY Muffler... 5506

NA-Not Available. NR-Not Required. FL-Remove and Re-Use Old Flange. ● Golden Warehouse. O.E.-Original Equipment.

Airtube Kit [4948] may be required to complete installation. EFI-Electronic Fuel Injection.

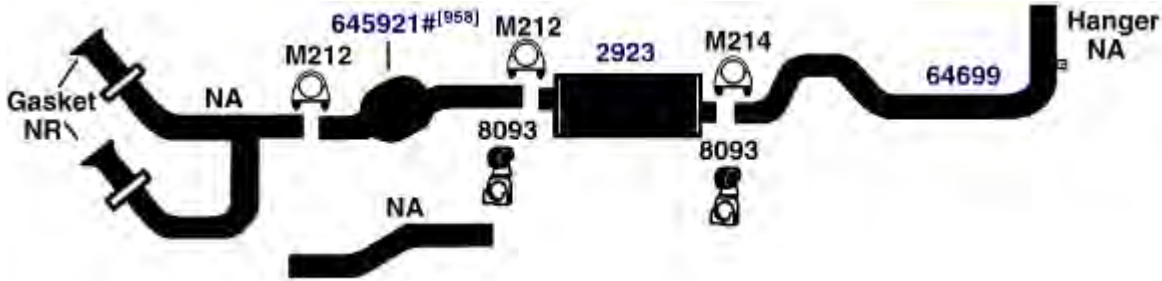
[918] Models W/ one mini-Ox converter in Y-pipe

[959] Federal Emission vehicles. Not legal for sale for vehicles licensed in California.

[958] Federal & California Emission vehicles. Not legal for sale for vehicles licensed in California.

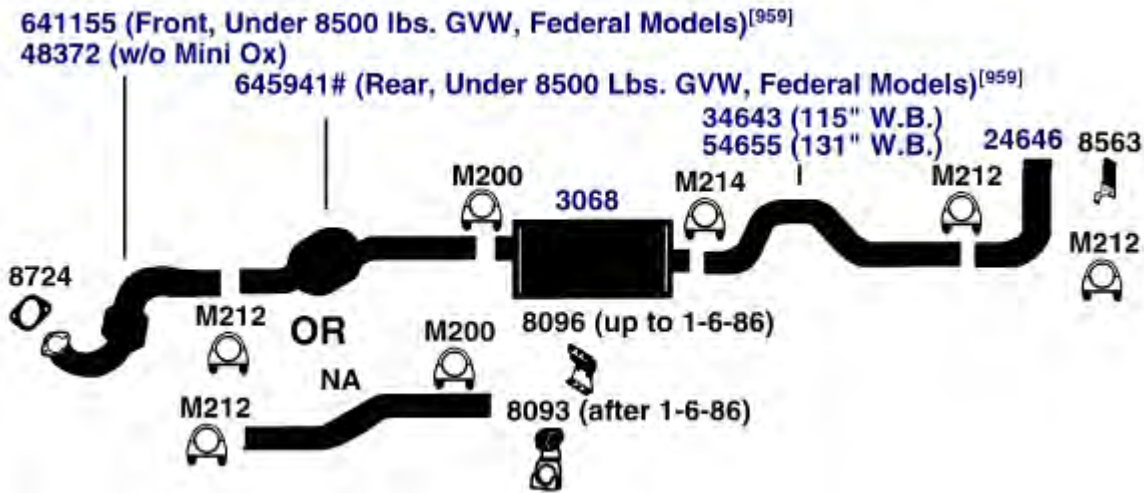
DODGE D100/150 SERIES PICKUP

(24854) 1987 8 Cyl. D150; 115", 131" W.B.; 318, 360 Engine; 2 W.D.; 1/2 Ton; with and without Converter; without Sound Control



DIRECT FIT MSL/MAXIMUM Muffler... 700050, UNIVERSAL FIT MSL/MAXIMUM Muffler... 6510, Silentone DIY Muffler... 5506

(23642) 85-86 6 Cyl. D150; 115", 131" W.B.; Regular Cab; 225 Engine; 2 W.D.; 1/2 Ton; with and without Converter



DIRECT FIT MSL/MAXIMUM Muffler... 700062, UNIVERSAL FIT MSL/MAXIMUM Muffler... 6503, Silentone DIY Muffler... 5540

NA-Not Available. NR-Not Required. FL-Remove and Re-Use Old Flange. ● Golden Warehouse. O.E.-Original Equipment.

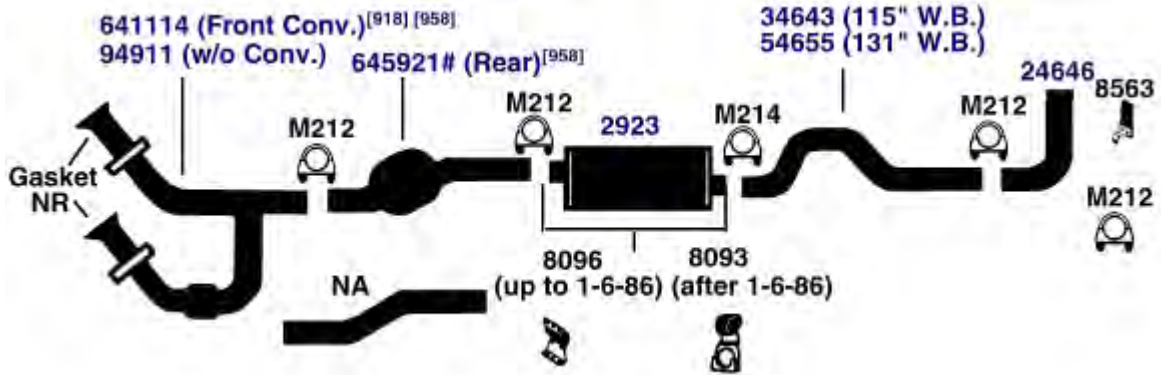
Airtube Kit [4948] may be required to complete installation. EFI-Electronic Fuel Injection.

[958] Federal & California Emission vehicles. Not legal for sale for vehicles licensed in California.

[959] Federal Emission vehicles. Not legal for sale for vehicles licensed in California.

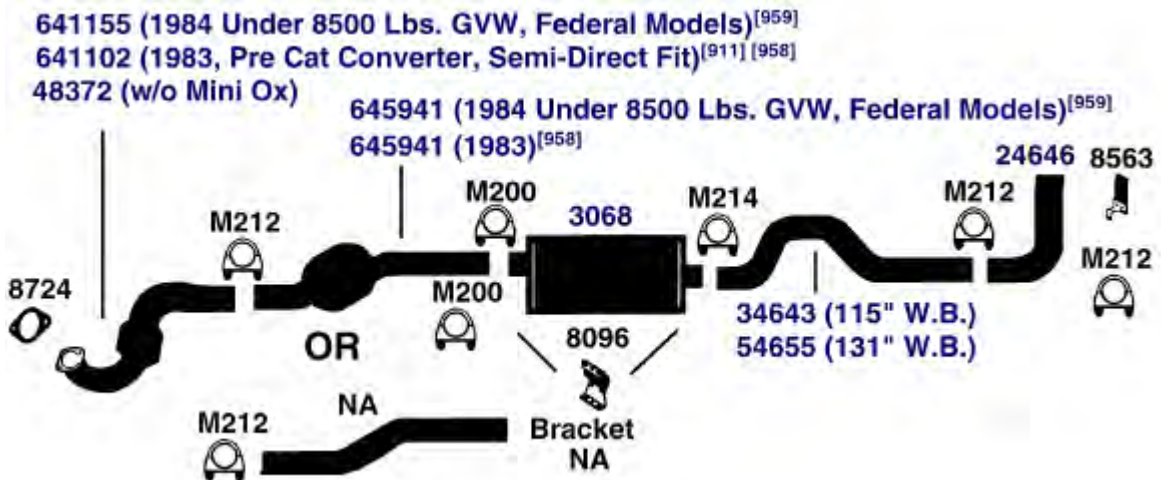
DODGE D100/150 SERIES PICKUP

85-86 8 Cyl. D150; 115", 131" W.B.; Regular Cab; 318, 360 Engine; 2 W.D.; 1/2 Ton; with and without Converter **(24849)**



DIRECT FIT MSL/MAXIMUM Muffler... 700050, UNIVERSAL FIT MSL/MAXIMUM Muffler... 6510, Silentone DIY Muffler... 5506

83-84 6 Cyl. D150; 115", 131" W.B.; Regular Cab; 225 Engine; 2 W.D.; 1/2 Ton; with and without Converter **(23642E)**



DIRECT FIT MSL/MAXIMUM Muffler... 700062, UNIVERSAL FIT MSL/MAXIMUM Muffler... 6503, Silentone DIY Muffler... 5540

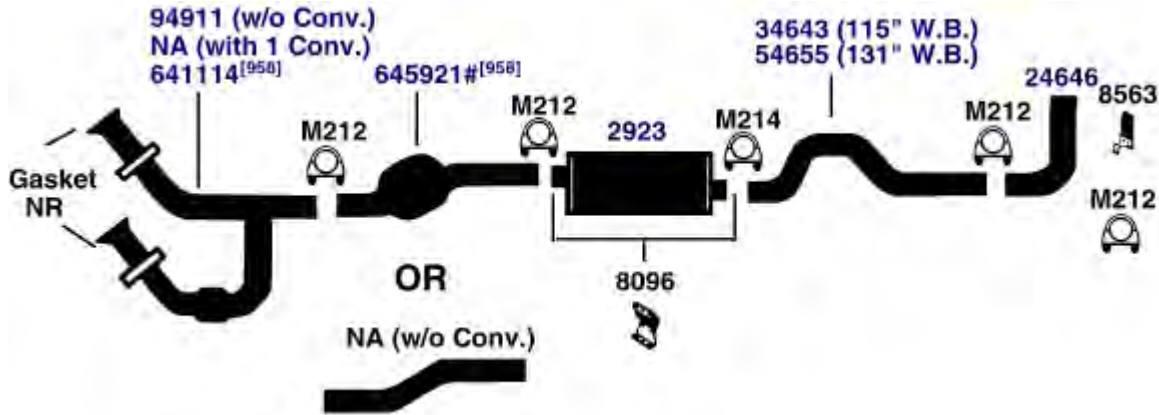
NA-Not Available. NR-Not Required. FL-Remove and Re-Use Old Flange. ● Golden Warehouse. O.E.-Original Equipment.
Airtube Kit [4948] may be required to complete installation. EFI-Electronic Fuel Injection.

[911] Semi-Direct Fit converter. Fabrication required.
[918] Models W/ one mini-Ox converter in Y-pipe

[958] Federal & California Emission vehicles. Not legal for sale for vehicles licensed in California.
[959] Federal Emission vehicles. Not legal for sale for vehicles licensed in California.

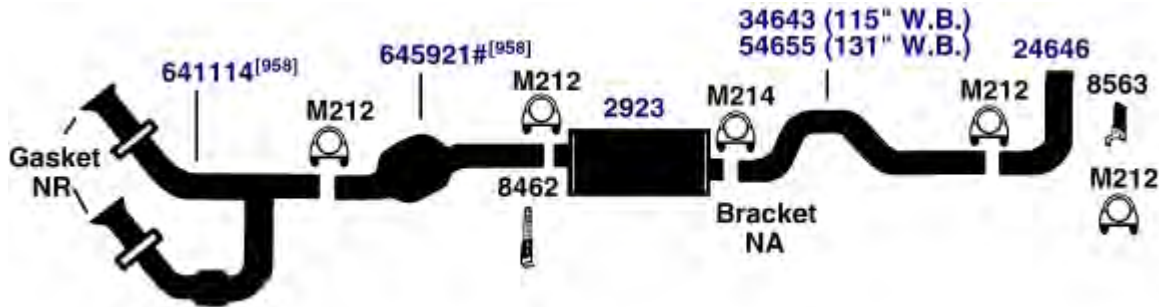
DODGE D100/150 SERIES PICKUP

(24849E) 83-84 8 Cyl. D150; 115", 131" W.B.; Regular Cab; 318, 360 Engine; 2 W.D.; 1/2 Ton; with and without Converter



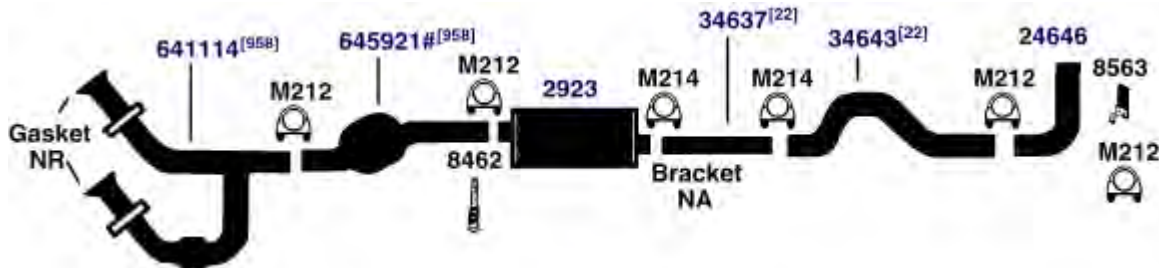
DIRECT FIT MSL/MAXIMUM Muffler... 700050, UNIVERSAL FIT MSL/MAXIMUM Muffler... 6510, Silentone DIY Muffler... 5506

(24846) 1982 8 Cyl. D150; 115", 131" W.B.; Regular Cab; 318, 360 Engine; 2 W.D.; 1/2 Ton; with two Converters



DIRECT FIT MSL/MAXIMUM Muffler... 700050, UNIVERSAL FIT MSL/MAXIMUM Muffler... 6510, Silentone DIY Muffler... 5506

(24843) 1982 8 Cyl. D150; 149" W.B.; Club Cab; 318, 360 Engine; 2 W.D.; 1/2 Ton; with two Converters



DIRECT FIT MSL/MAXIMUM Muffler... 700050, UNIVERSAL FIT MSL/MAXIMUM Muffler... 6510, Silentone DIY Muffler... 5506

NA-Not Available. NR-Not Required. FL-Remove and Re-Use Old Flange. ● Golden Warehouse. O.E.-Original Equipment.

Airtube Kit [4948] may be required to complete installation. EFI-Electronic Fuel Injection.

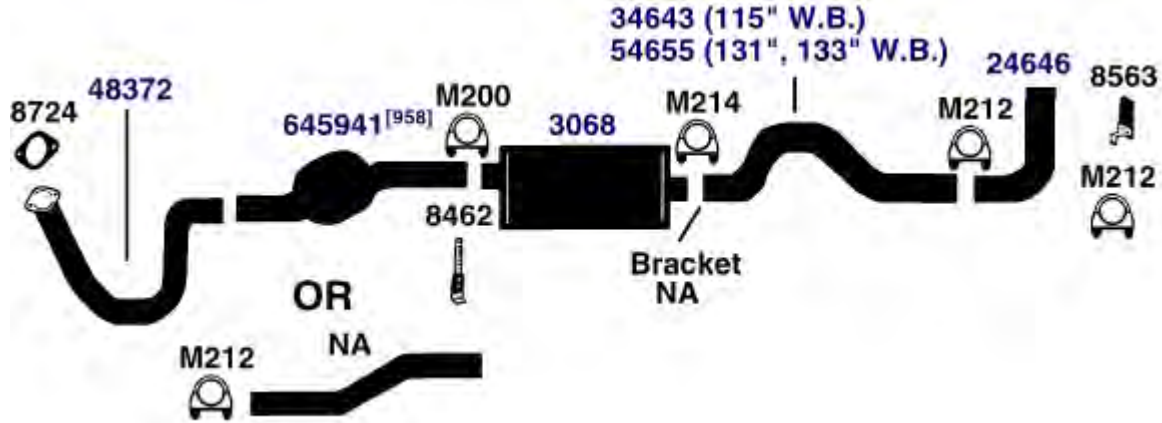
[22] O.E. exhaust pipe was one piece. Replacement is two pieces.

[958] Federal & California Emission vehicles. Not legal for sale for vehicles licensed in California.

[98] Refer to current Catalytic Converter catalog or Website catalog for availability.

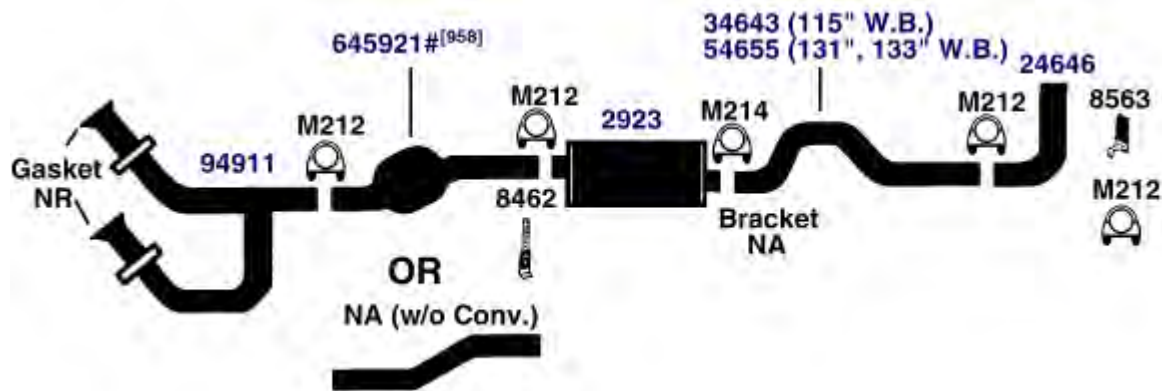
DODGE D100/150 SERIES PICKUP

80-82 6 Cyl. D150; 115", 131" W.B.; Regular Cab; 133" W.B., Club Cab; 225 Engine; 2 W.D.; **(23639)**
1/2 Ton; with and without Converter; with or without Sound Control



DIRECT FIT MSL/MAXIMUM Muffler... 700062, UNIVERSAL FIT MSL/MAXIMUM Muffler... 6503, Silentone DIY Muffler... 5540

80-82 8 Cyl. D100, D150; 115", 131" W.B., Regular Cab; 133" W.B., Club Cab; 318, 360 **(24841)**
Engine; 2 W.D.; 1/2 Ton; with and without Converter



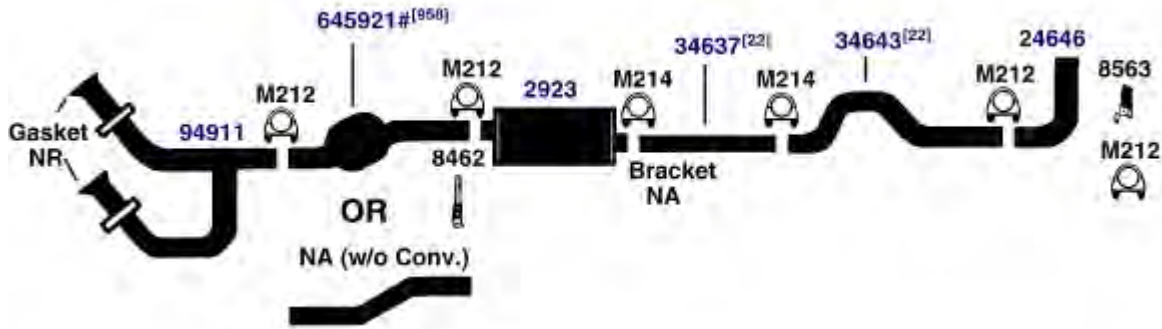
DIRECT FIT MSL/MAXIMUM Muffler... 700050, UNIVERSAL FIT MSL/MAXIMUM Muffler... 6510, Silentone DIY Muffler... 5506

NA-Not Available. NR-Not Required. FL-Remove and Re-Use Old Flange. ● Golden Warehouse. O.E.-Original Equipment.
Airtube Kit [4948] may be required to complete installation. EFI-Electronic Fuel Injection.

[958] Federal & California Emission vehicles. Not legal for sale for vehicles licensed in California.

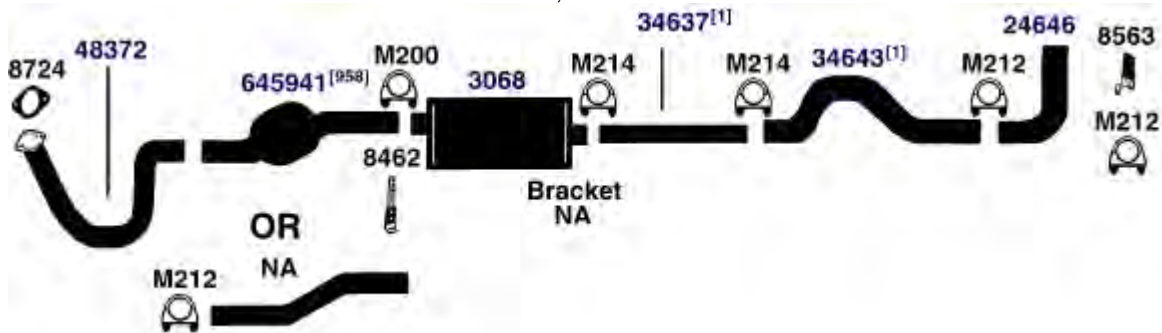
DODGE D100/150 SERIES PICKUP

(24839) 80-82 8 Cyl. D150; 149" W.B.; Club Cab; 318, 360 Engine; 2 W.D.; 1/2 Ton; with and without Converter



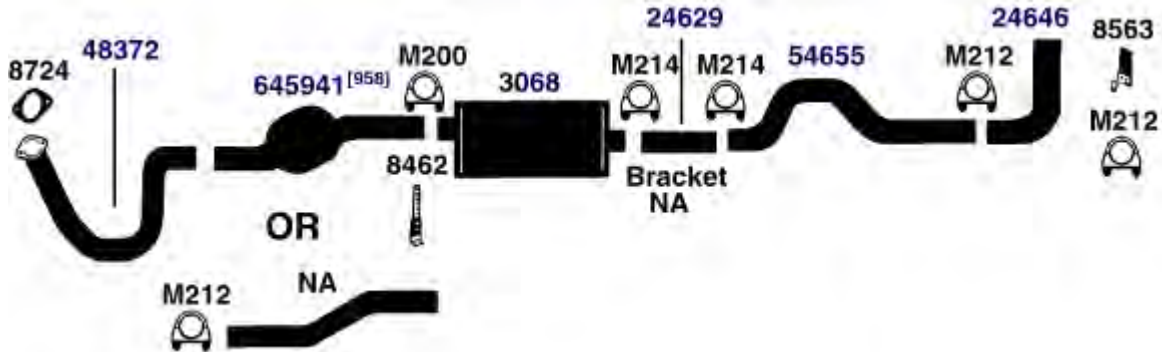
DIRECT FIT MSL/MAXIMUM Muffler... 700050, UNIVERSAL FIT MSL/MAXIMUM Muffler... 6510, Silentone DIY Muffler... 5506

(23630) 80-81 6 Cyl. D150; 149" W.B., Club Cab; 225 Engine; 2 W.D.; 1/2 Ton; with and without Converter; with Sound Control



DIRECT FIT MSL/MAXIMUM Muffler... 700062, UNIVERSAL FIT MSL/MAXIMUM Muffler... 6503, Silentone DIY Muffler... 5540

(23631) 80-81 6 Cyl. D150; 149" W.B.; Club Cab; 225 Engine; 2 W.D.; 1/2 Ton; with and without Converter; without Sound Control



DIRECT FIT MSL/MAXIMUM Muffler... 700062, UNIVERSAL FIT MSL/MAXIMUM Muffler... 6503, Silentone DIY Muffler... 5540

NA-Not Available. NR-Not Required. FL-Remove and Re-Use Old Flange. ● Golden Warehouse. O.E.-Original Equipment.

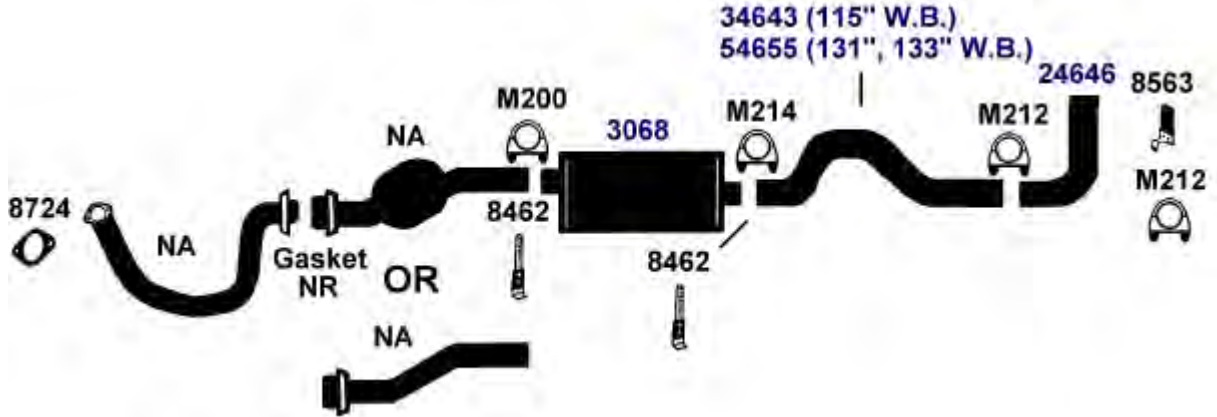
Airtube Kit [4948] may be required to complete installation. EFI-Electronic Fuel Injection.

[1] OE system was a welded assembly. It is recommended that all parts noted [1] should be replaced. [958] Federal & California Emission vehicles. Not legal for sale for vehicles licensed in California.

[22] O.E. exhaust pipe was one piece. Replacement is two pieces.

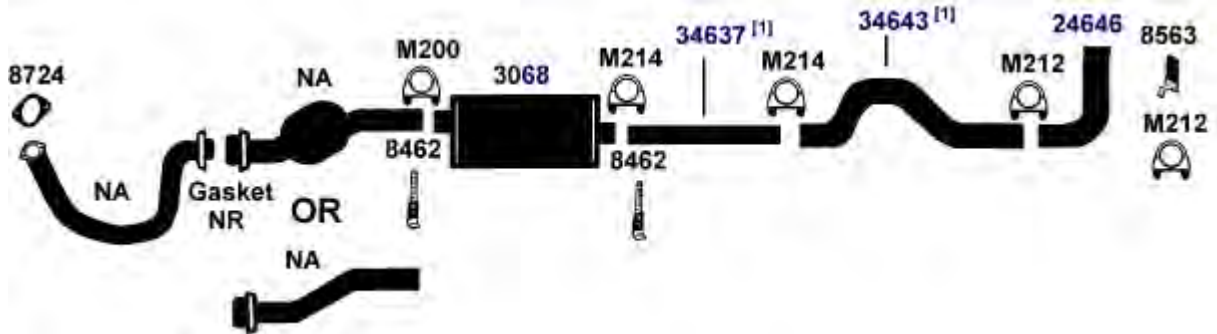
DODGE D100/150 SERIES PICKUP

1979 6 Cyl. D100, D150; 115", 131", 133" W.B.; 225 Engine; 2 W.D.; 1/2 Ton; with and without Converter; with and without Sound Control **(23627)**



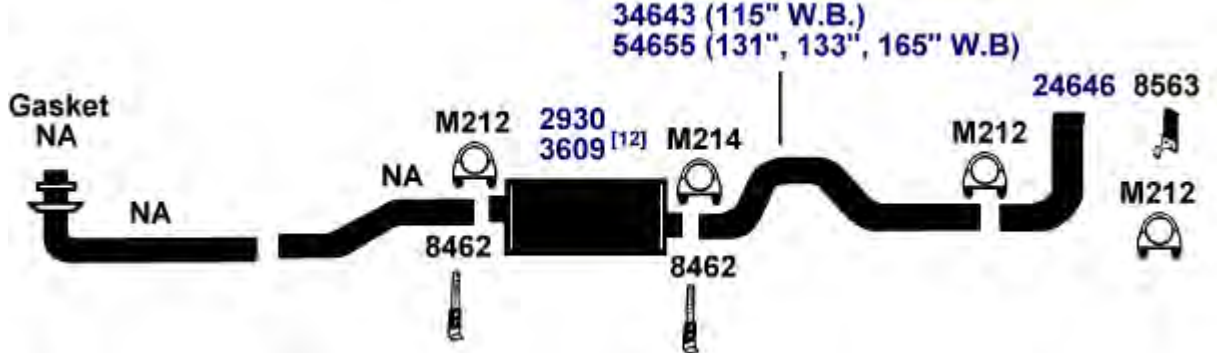
DIRECT FIT MSL/MAXIMUM Muffler... 700062, UNIVERSAL FIT MSL/MAXIMUM Muffler... 6503, Silentone DIY Muffler... 5540

1979 6 Cyl. D100, D150; 149" W.B., Club Cab; 225 Engine; 2 W.D.; 1/2 Ton; with and without Converter **(23624)**



DIRECT FIT MSL/MAXIMUM Muffler... 700062, UNIVERSAL FIT MSL/MAXIMUM Muffler... 6503, Silentone DIY Muffler... 5540

1979 6 Cyl. D100, D150; 115", 131", 133", 165" W.B.; Diesel Engine **(23623)**



UNIVERSAL FIT MSL/MAXIMUM Muffler... 6510, Silentone DIY Muffler... 5506 and 9206 Heat Shield

NA-Not Available. NR-Not Required. FL-Remove and Re-Use Old Flange. • Golden Warehouse. O.E.-Original Equipment.
Airtube Kit [4948] may be required to complete installation. EFI-Electronic Fuel Injection.

- [1] OE system was a welded assembly. It is recommended that all parts noted [1] [98] Refer to current Catalytic Converter catalog or Website catalog for availability. should be replaced.
- [12] Optional Heavy Duty Muffler.

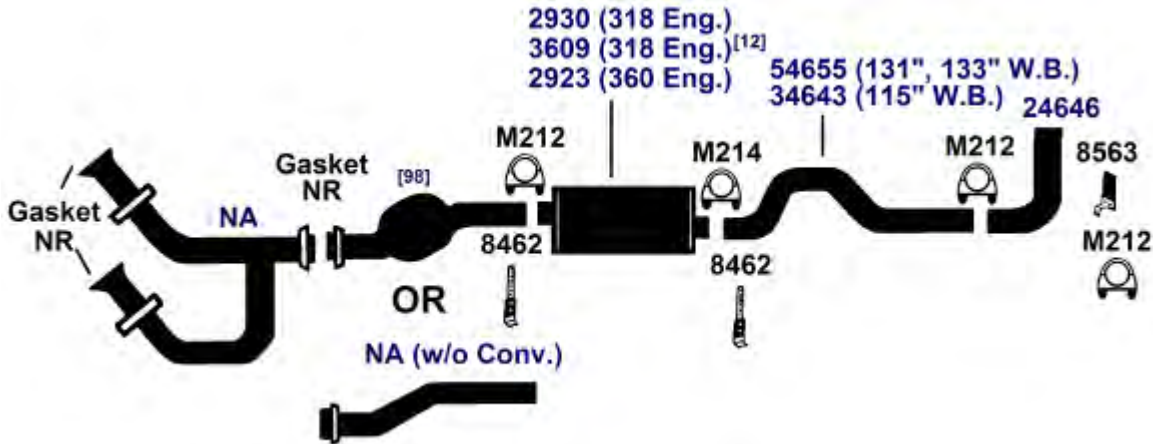
DODGE D100/150 SERIES PICKUP

(23622) 1979 6 Cyl. D100, D150; 149" W.B., Club Cab; Diesel Engine



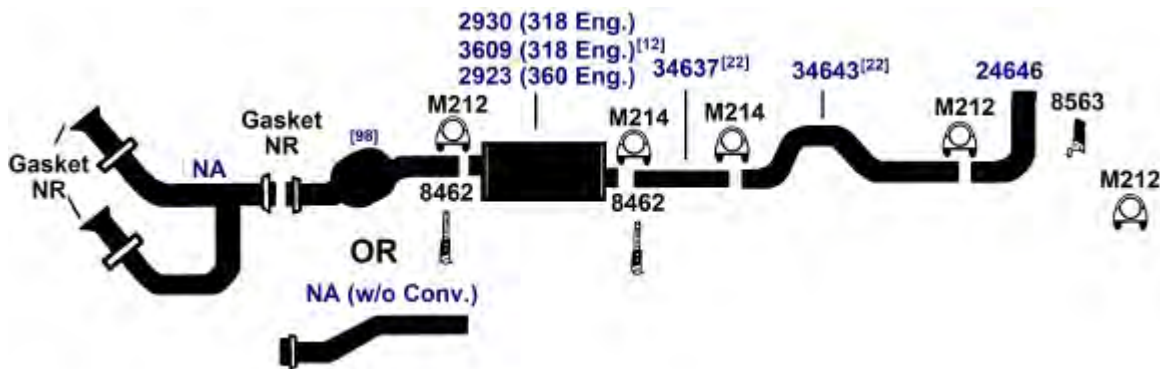
UNIVERSAL FIT MSL/MAXIMUM Muffler... 6510, Silentone DIY Muffler... 5506 and 9206 Heat Shield

(24837) 1979 8 Cyl. D100, D150; 115", 131" W.B., Regular Cab; 133" W.B., Club Cab; 318, 360 Engine; 2 W.D.; 1/2 Ton; with and without Converter



DIRECT FIT MSL/MAXIMUM Muffler... 360 Engine- 700050, UNIVERSAL FIT MSL/MAXIMUM Muffler... 318 Engine- 6510, 360 Engine- 6510, Silentone DIY Muffler... 318 Engine- 5506 and 9206 Heat Shield, 360 Engine- 5506

(24835) 1979 8 Cyl. D100, D150; 149" W.B., Club Cab; 318, 360 Engine; 2 W.D.; 1/2 Ton; with and without Converter



DIRECT FIT MSL/MAXIMUM Muffler... 360 Engine- 700050, UNIVERSAL FIT MSL/MAXIMUM Muffler... 318 Engine- 6510, 360 Engine- 6510, Silentone DIY Muffler... 318 Engine- 5506 and 9206 Heat Shield, 360 Engine- 5506

NA-Not Available. NR-Not Required. FL-Remove and Re-Use Old Flange. ● Golden Warehouse. O.E.-Original Equipment.

Airtube Kit [4948] may be required to complete installation. EFI-Electronic Fuel Injection.

[1] OE system was a welded assembly. It is recommended that all parts noted [1] should be replaced.

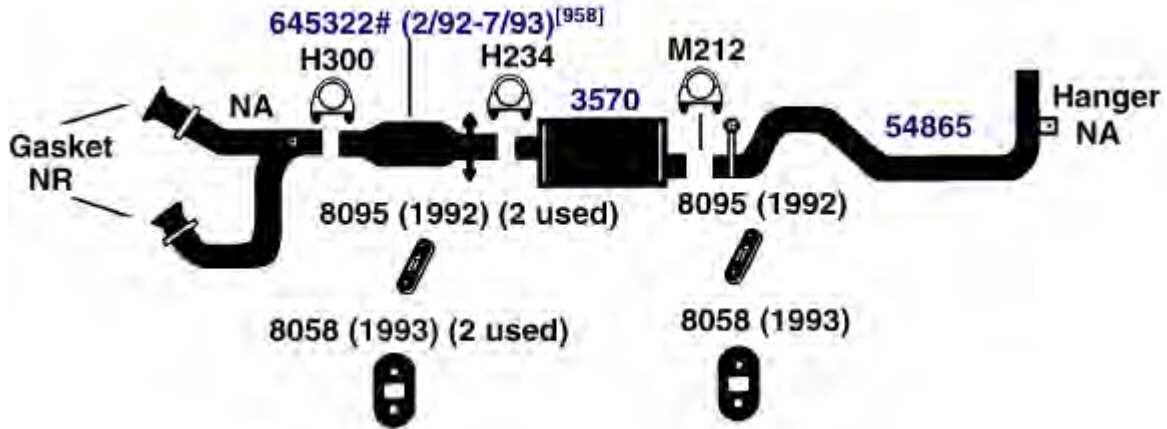
[12] Optional Heavy Duty Muffler.

[22] O.E. exhaust pipe was one piece. Replacement is two pieces.

[98] Refer to current Catalytic Converter catalog or Website catalog for availability.

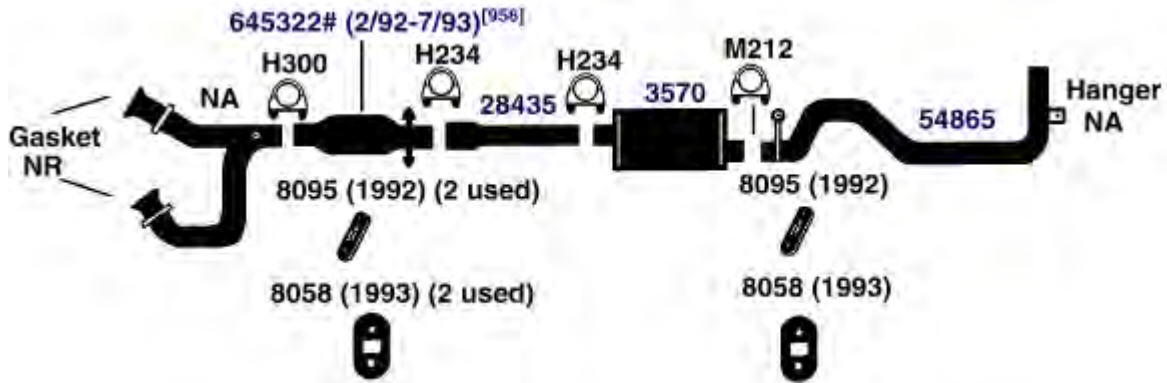
DODGE D200/250 SERIES PICKUP

92-93 6 Cyl. D250; 115" W.B.; 3.9L (239) Engine; 2 W.D.; 3/4 Ton; with Converter after 2-4-92 **(23847)**



DIRECT FIT MSL/MAXIMUM Muffler... 700028

92-93 6 Cyl. D250; 131" W.B.; 3.9L (239) Engine; 2 W.D.; 3/4 Ton; with Converter; after 2-4-92 **(23845)**



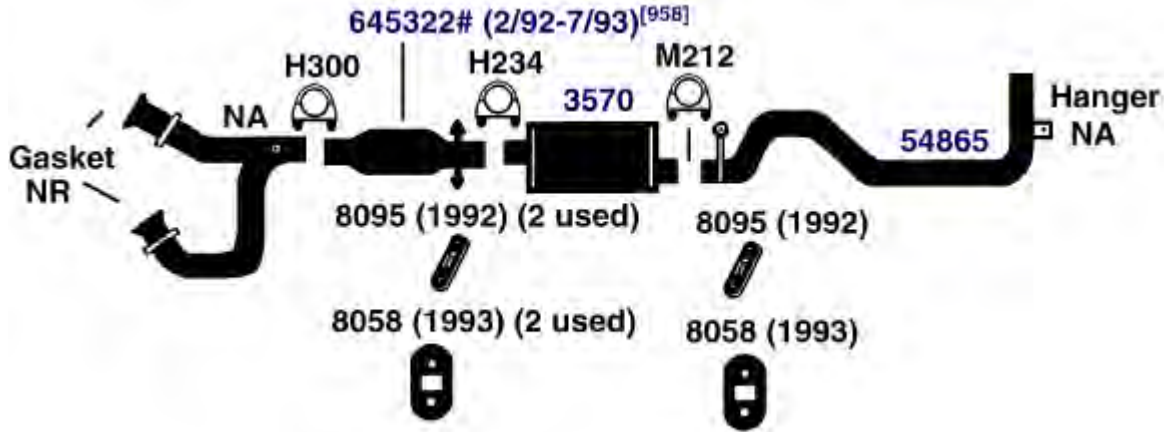
DIRECT FIT MSL/MAXIMUM Muffler... 700028

NA-Not Available. NR-Not Required. FL-Remove and Re-Use Old Flange. ● Golden Warehouse. O.E.-Original Equipment.
Airtube Kit [4948] may be required to complete installation. EFI-Electronic Fuel Injection.

[958] Federal & California Emission vehicles. Not legal for sale for vehicles licensed in California.

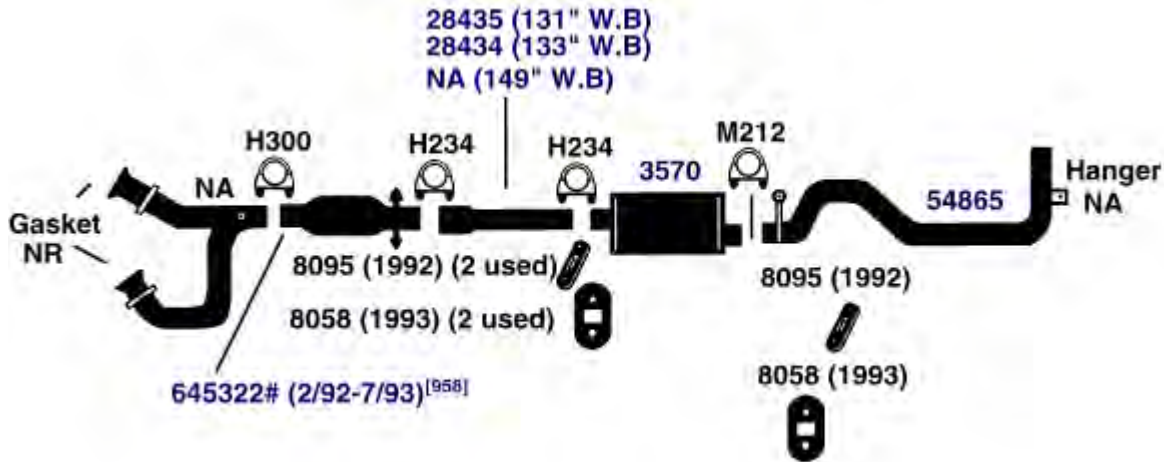
DODGE D200/250 SERIES PICKUP

(25176) 92-93 8 Cyl. D250; 115" W.B.; (318) 5.2L, 360 (5.9L) Engine; 2 W.D.; 3/4 Ton; with Converter; after 2-4-92 under 8800 lbs. G.V.W.



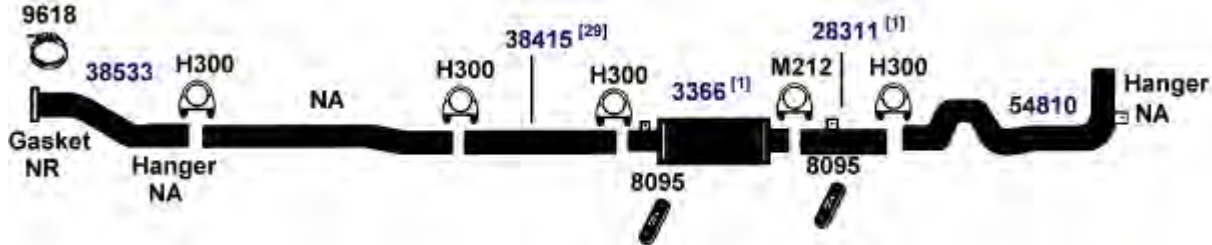
DIRECT FIT MSL/MAXIMUM Muffler... 700028

(25174) 92-93 8 Cyl. D250; 131" W.B.; 133", 149" W.B., Club Cab; 318 (5.2L), 360 (5.9L) Engine; 2 W.D.; 3/4 Ton; with Converter; after 2-4-92 under 8800 lbs. G.V.W.



DIRECT FIT MSL/MAXIMUM Muffler... 700028

(23844) 91-93 6 Cyl. D250; 149" W.B.; Club Cab; 5.9L (360) Cummins Turbo Diesel Engine; 2 W.D.; 3/4 Ton; without Converter



DIRECT FIT MSL/MAXIMUM Muffler... 700322

NA-Not Available. NR-Not Required. FL-Remove and Re-Use Old Flange. ● Golden Warehouse. O.E.-Original Equipment.

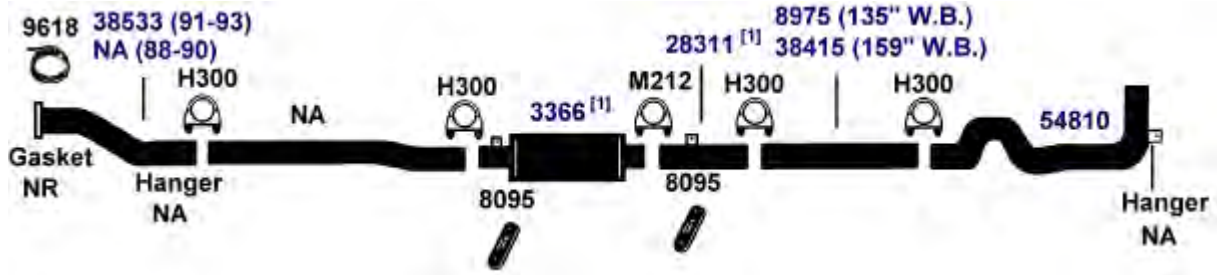
Airtube Kit [4948] may be required to complete installation. EFI-Electronic Fuel Injection.

[1] OE system was a welded assembly. It is recommended that all parts noted [1] should be replaced. [958] Federal & California Emission vehicles. Not legal for sale for vehicles licensed in California.

[29] Cut as required.

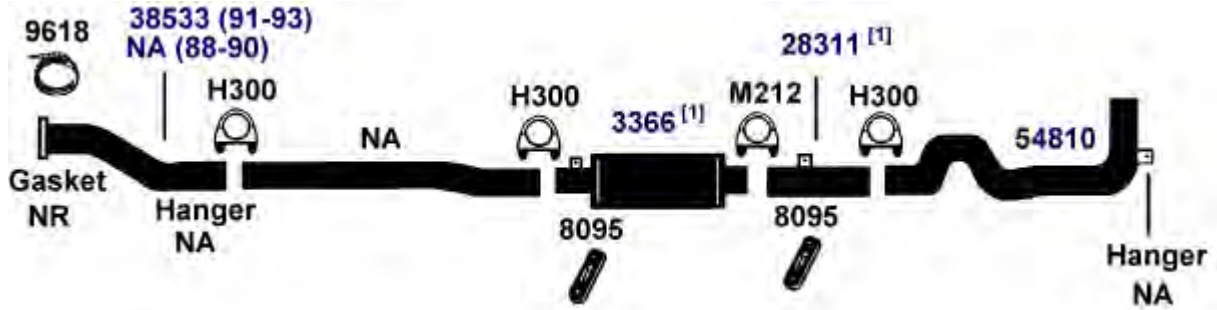
DODGE D200/250 SERIES PICKUP

89-93 6 Cyl. D250; 135", 159" W.B.; 5.9L (360) Cummins Turbo Diesel Engine; 2 W.D.; 3/4 Ton; without Converter **(23841)**



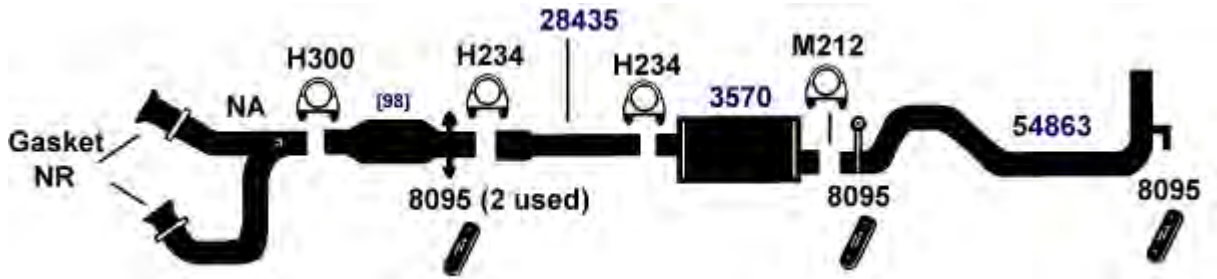
DIRECT FIT MSL/MAXIMUM Muffler... 700322

88-93 6 Cyl. D250; 131" W.B.; 5.9L (360) Cummins Turbo Diesel Engine; 2 W.D.; 3/4 Ton; without Converter **(23842)**



DIRECT FIT MSL/MAXIMUM Muffler... 700322

1992 6 Cyl. D250; 131" W.B.; 3.9L (239) Engine; 2 W.D.; 3/4 Ton; with Converter; up to 2-4-92 **(23846)**



DIRECT FIT MSL/MAXIMUM Muffler... 700028

NA-Not Available. NR-Not Required. FL-Remove and Re-Use Old Flange. ● Golden Warehouse. O.E.-Original Equipment.
Airtube Kit [4948] may be required to complete installation. EFI-Electronic Fuel Injection.

[1] OE system was a welded assembly. It is recommended that all parts noted [1] should be replaced. [98] Refer to current Catalytic Converter catalog or Website catalog for availability.

DODGE D200/250 SERIES PICKUP

(23848) 1992 6 Cyl. D250; 115" W.B.; 3.9L (239) Engine; 2 W.D.; 3/4 Ton; with Converter; up to 2-4-92



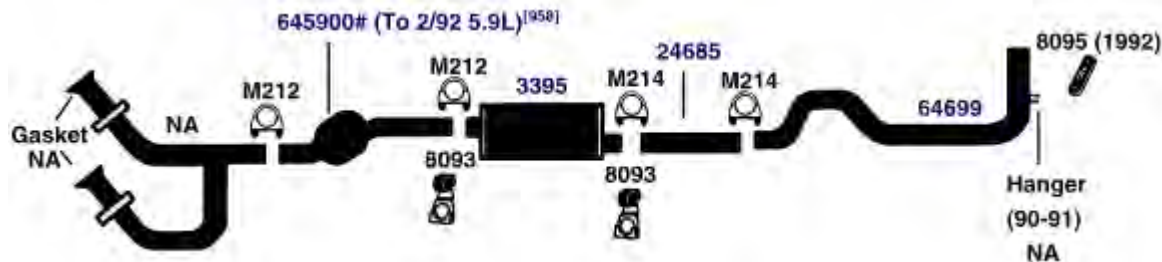
DIRECT FIT MSL/MAXIMUM Muffler... 700028

(25177) 1992 8 Cyl. D250; 115" W.B.; 318 (5.2L) 360 (5.9L) Engine; 2 W.D.; 3/4 Ton; with Converter; up to 2-4-92 under 8800 lbs. G.V.W.



DIRECT FIT MSL/MAXIMUM Muffler... 700028

(25172) 1992 8 Cyl. D250; 149" W.B.; 360 (5.9L) Engine; with Converter, under 8800 lbs. G.V.W.
 90-91 8 Cyl. D150; 149" W.B.; Club Cab; 318, 360 Engine; 2 W.D.; 3/4 Ton; with Converter; without Sound Control



DIRECT FIT MSL/MAXIMUM Muffler... 700271, UNIVERSAL FIT MSL/MAXIMUM Muffler... 6534

NA-Not Available. NR-Not Required. FL-Remove and Re-Use Old Flange. ● Golden Warehouse. O.E.-Original Equipment.

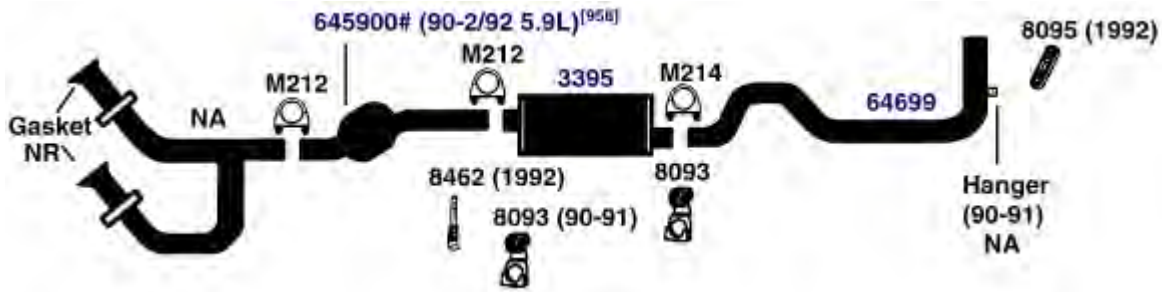
Airtube Kit [4948] may be required to complete installation. EFI-Electronic Fuel Injection.

[98] Refer to current Catalytic Converter catalog or Website catalog for availability.

[958] Federal & California Emission vehicles. Not legal for sale for vehicles licensed in California.

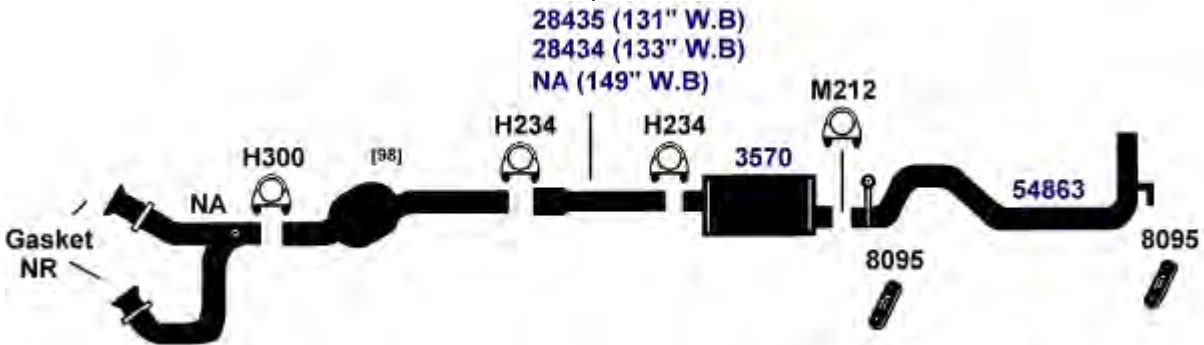
DODGE D200/250 SERIES PICKUP

1992 8 Cyl. D250; 131" W.B.; 360 (5.9L) Engine; with Converter, under 8800 lbs. G.V.W. **(25173)**
90-91 8 Cyl. D250; 131" W.B.; 318, 360 Engine; 2 W.D.; 3/4 Ton; with Converter; without Sound Control



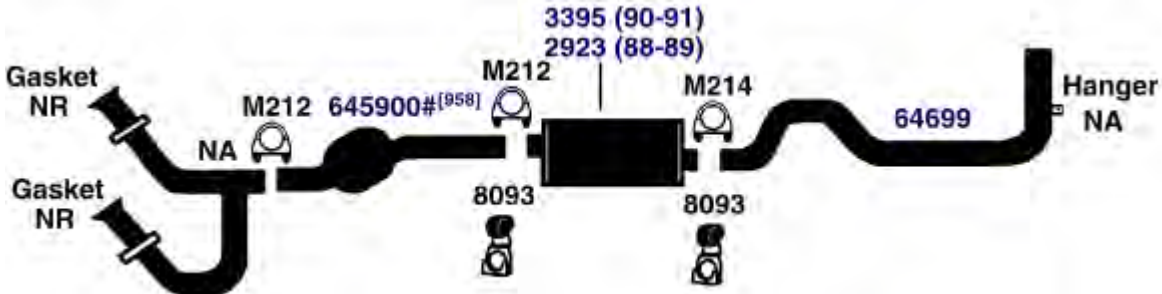
DIRECT FIT MSL/MAXIMUM Muffler... 700271, UNIVERSAL FIT MSL/MAXIMUM Muffler... 6534

1992 8 Cyl. D250; 131", 149" W.B.; 133" W.B., Club Cab; 318 (5.2L) 360 (5.9L) Engine; 2 W.D.; 3/4 Ton; with Converter; up to 2-4-92 under 8800 lbs. G.V.W. **(25175)**



DIRECT FIT MSL/MAXIMUM Muffler... 700028

88-91 6 Cyl. D250; 131" W.B.; 239 (3.9L) Engine; 2 W.D.; 3/4 Ton; with Converter **(23840)**



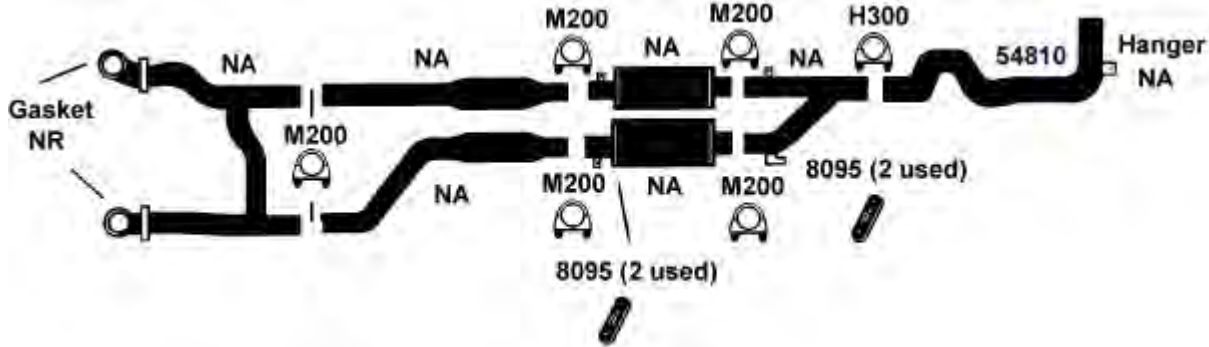
DIRECT FIT MSL/MAXIMUM Muffler... 88-89- 700050, 90-91- 700271, UNIVERSAL FIT MSL/MAXIMUM Muffler... 88-89- 6510, 90-91- 6534, Silentone DIY Muffler... 88-89- 5506

NA-Not Available. NR-Not Required. FL-Remove and Re-Use Old Flange. ● Golden Warehouse. O.E.-Original Equipment.
 # Airtube Kit [4948] may be required to complete installation. EFI-Electronic Fuel Injection.

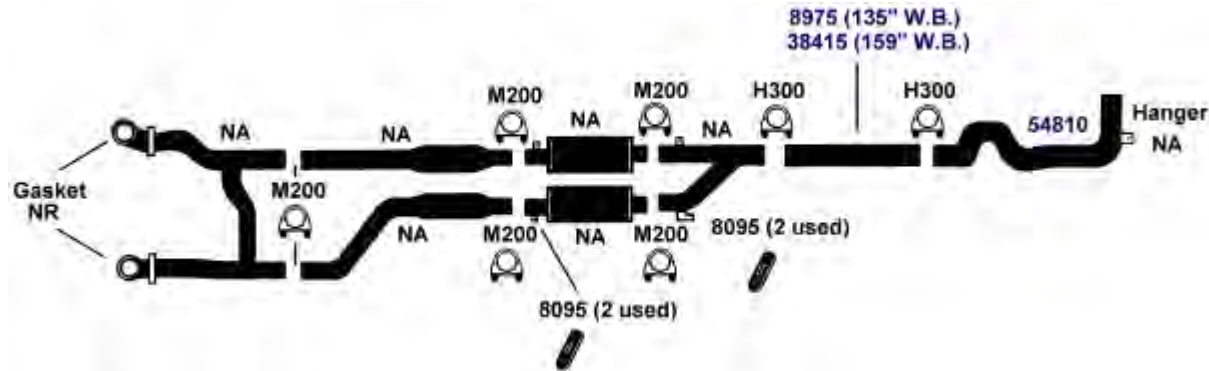
[98] Refer to current Catalytic Converter catalog or Website catalog for availability. [95B] Federal & California Emission vehicles. Not legal for sale for vehicles licensed in California.

DODGE D200/250 SERIES PICKUP

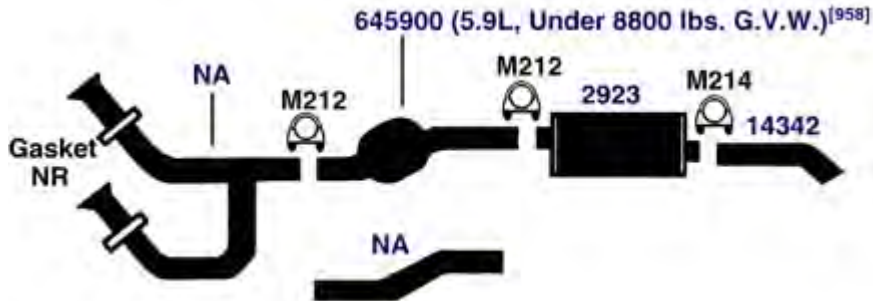
(25171) 88-89 8 Cyl. D250; 131" W.B.; 360 Engine; 2 W.D.; 3/4 Ton; without Converter; Dual Exhaust



(25170) 88-89 8 Cyl. D250; 135", 159" W.B.; 360 Engine; 2 W.D.; 3/4 Ton; without Converter; Dual Exhaust



(100577) 88-89 8 Cyl. D250; 135", 159" W.B.; 318, 360 Engine; 2 W.D.; 3/4 Ton; with or without Converter (Short Tail Pipe); Single Exhaust



DIRECT FIT MSL/MAXIMUM Muffler... 700050, UNIVERSAL FIT MSL/MAXIMUM Muffler... 6510, Silentone DIY Muffler... 5506

NA-Not Available. NR-Not Required. FL-Remove and Re-Use Old Flange. ● Golden Warehouse. O.E.-Original Equipment.

Airtube Kit [4948] may be required to complete installation. EFI-Electronic Fuel Injection.

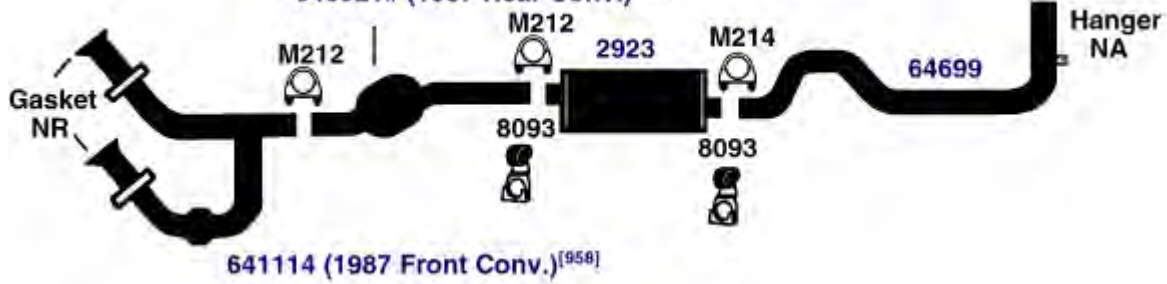
[98] Refer to current Catalytic Converter catalog or Website catalog for availability.

[958] Federal & California Emission vehicles. Not legal for sale for vehicles licensed in California.

DODGE D200/250 SERIES PICKUP

87-89 8 Cyl. D250; 131" W.B.; 318, 360 Engine; 2 W.D.; 3/4 Ton; with Converter; without Sound Control **(25166)**

645900# (88-89 5.9L, Under 8800 lbs. G.V.W.)^[958]
 645921# (1987 Rear Conv.)^[958]

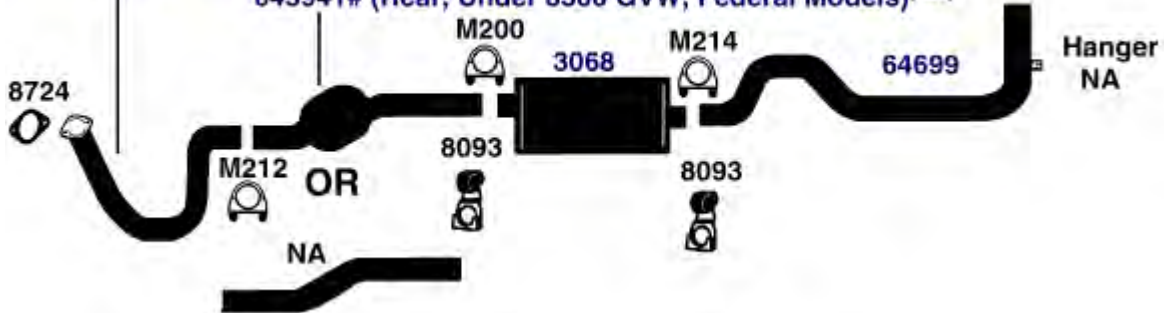


DIRECT FIT MSL/MAXIMUM Muffler... 700050, UNIVERSAL FIT MSL/MAXIMUM Muffler... 6510, Silentone DIY Muffler... 5506

1987 6 Cyl. D250; 115", 131" W.B.; 225 Engine; 2 W.D.; 3/4 Ton; with and without Converter **(23839)**

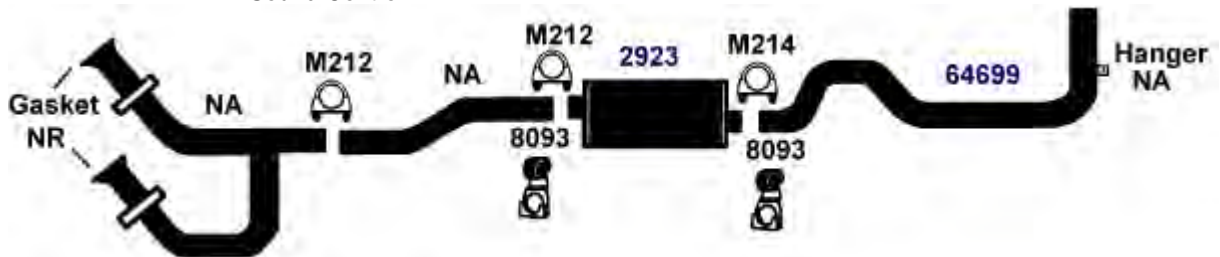
641155 (Front Conv., Under 8500 lbs. GVW, Federal Models)^[959]

645941# (Rear, Under 8500 GVW, Federal Models)^[959]



DIRECT FIT MSL/MAXIMUM Muffler... 700062, UNIVERSAL FIT MSL/MAXIMUM Muffler... 6503, Silentone DIY Muffler... 5540

1987 8 Cyl. D250; 131" W.B.; 318, 360 Engine; 2 W.D.; 3/4 Ton; without Converter; without Sound Control **(25167)**



DIRECT FIT MSL/MAXIMUM Muffler... 700050, UNIVERSAL FIT MSL/MAXIMUM Muffler... 6510, Silentone DIY Muffler... 5506

NA-Not Available. NR-Not Required. FL-Remove and Re-Use Old Flange. ● Golden Warehouse. O.E.-Original Equipment.

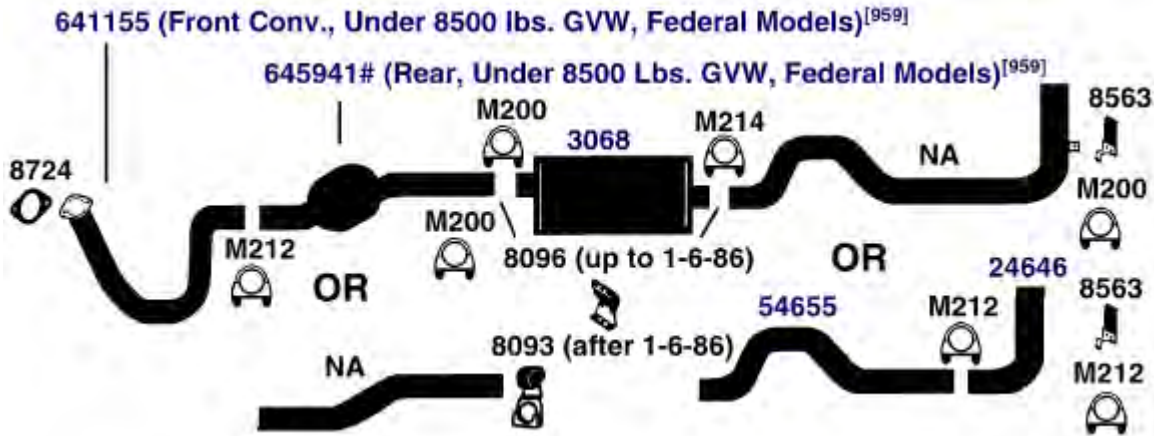
Airtube Kit [4948] may be required to complete installation. EFI-Electronic Fuel Injection.

^[958] Federal & California Emission vehicles. Not legal for sale for vehicles licensed in California.

^[959] Federal Emission vehicles. Not legal for sale for vehicles licensed in California.

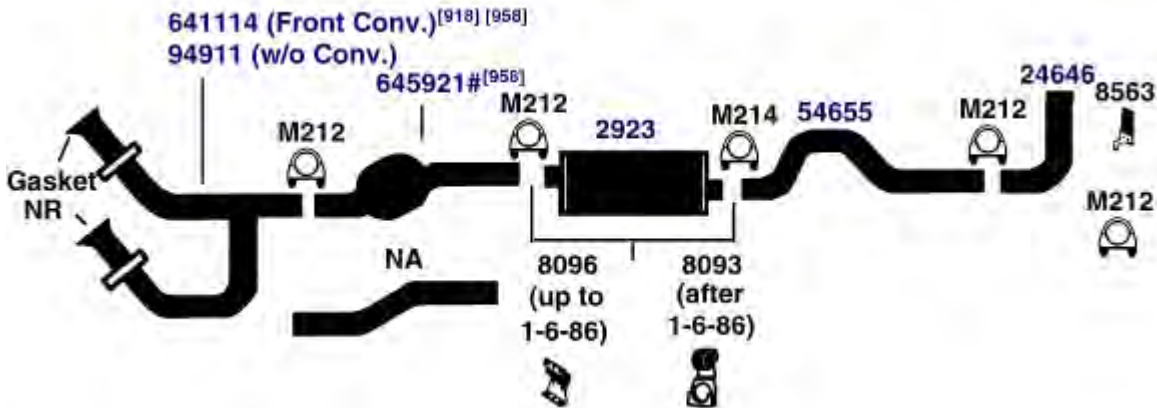
DODGE D200/250 SERIES PICKUP

(23835) 85-86 6 Cyl. D250; 131" W.B.; Regular Cab; 225 Engine; 2 W.D.; 3/4 Ton; with and without Converter



DIRECT FIT MSL/MAXIMUM Muffler... 700062, UNIVERSAL FIT MSL/MAXIMUM Muffler... 6503, Silentone DIY Muffler... 5540

(25163) 85-86 8 Cyl. D250; 131" W.B.; Regular Cab; 318, 360 Engine; 2 W.D.; 3/4 Ton; with or without Converter



DIRECT FIT MSL/MAXIMUM Muffler... 700050, UNIVERSAL FIT MSL/MAXIMUM Muffler... 6510, Silentone DIY Muffler... 5506

NA-Not Available. NR-Not Required. FL-Remove and Re-Use Old Flange. ● Golden Warehouse. O.E.-Original Equipment.

Airtube Kit [4948] may be required to complete installation. EFI-Electronic Fuel Injection.

^[918] Models W/ one mini-Ox converter in Y-pipe

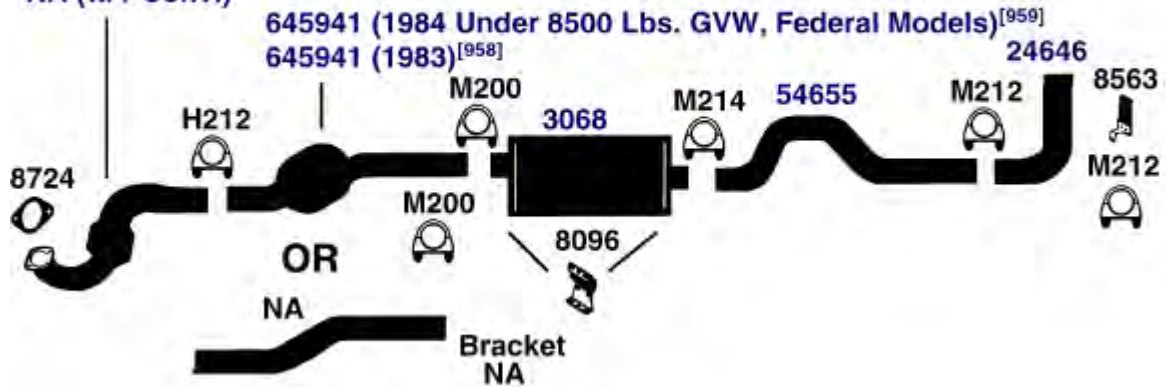
^[959] Federal Emission vehicles. Not legal for sale for vehicles licensed in California.

^[958] Federal & California Emission vehicles. Not legal for sale for vehicles licensed in California.

DODGE D200/250 SERIES PICKUP

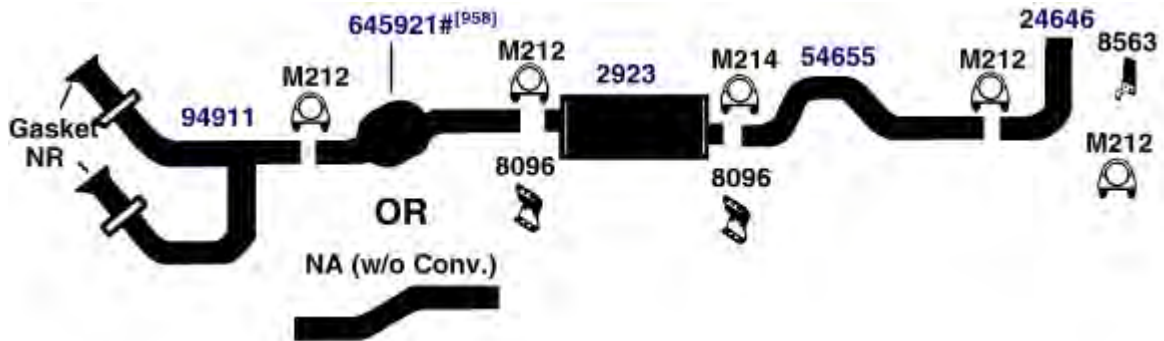
83-84 6 Cyl. D250; 131" W.B.; Regular Cab; 225 Engine; 2 W.D.; 3/4 Ton; with and without Converter **(23835E)**

641155 (1984 Under 8500 Lbs. GVW, Federal Models)^[959]
 641102 (1983, w/2 Conv., Semi-Direct Fit)^{[911] [958]}
 NA (w/1 Conv.)



DIRECT FIT MSL/MAXIMUM Muffler... 700062, UNIVERSAL FIT MSL/MAXIMUM Muffler... 6503

83-84 8 Cyl. D250; 131" W.B.; Regular Cab; 318, 360 Engine; 2 W.D.; 3/4 Ton; with or without Converter **(25163E)**



DIRECT FIT MSL/MAXIMUM Muffler... 700050, UNIVERSAL FIT MSL/MAXIMUM Muffler... 6510, Silentone DIY Muffler... 5506

NA-Not Available. NR-Not Required. FL-Remove and Re-Use Old Flange. ● Golden Warehouse. O.E.-Original Equipment.
 # Airtube Kit [4948] may be required to complete installation. EFI-Electronic Fuel Injection.

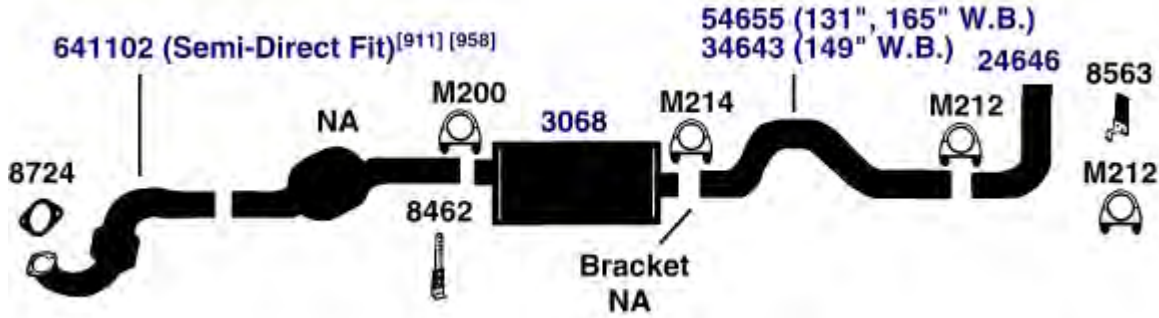
[911] Semi-Direct Fit converter. Fabrication required.

[959] Federal Emission vehicles. Not legal for sale for vehicles licensed in California.

[958] Federal & California Emission vehicles. Not legal for sale for vehicles licensed in California.

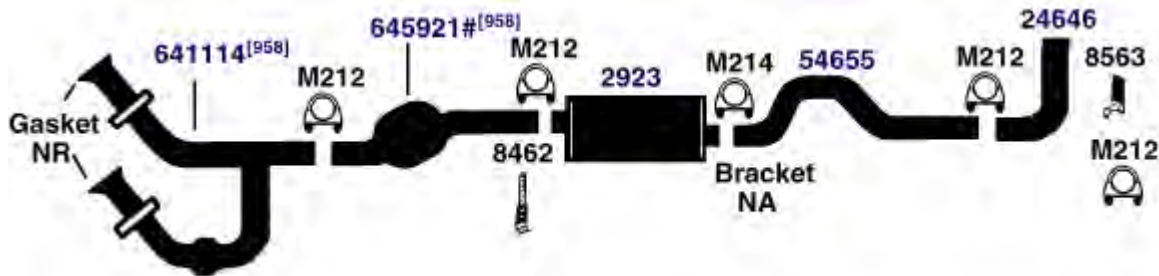
DODGE D200/250 SERIES PICKUP

(23832) 1982 6 Cyl. D250; 131" W.B., Regular Cab; 149", 165" W.B., Crew Cab; 225 Engine; 2 W.D.; 3/4 Ton; with two Converters



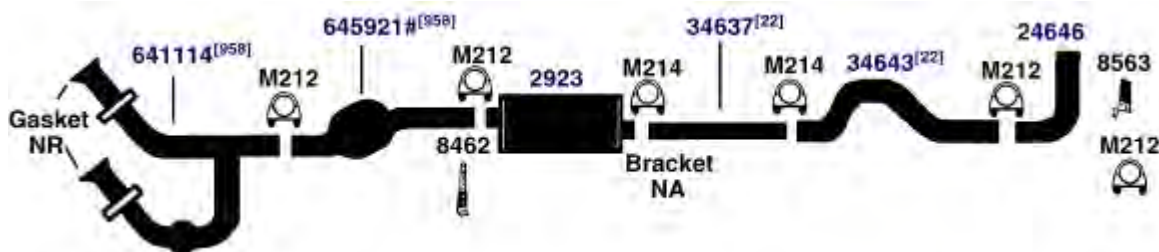
DIRECT FIT MSL/MAXIMUM Muffler... 700062, UNIVERSAL FIT MSL/MAXIMUM Muffler... 6503, Silentone DIY Muffler... 5540

(25160) 1982 8 Cyl. D250; 131" W.B.; Regular Cab; 318, 360 Engine; 2 W.D.; 3/4 Ton; with two Converters



DIRECT FIT MSL/MAXIMUM Muffler... 700050, UNIVERSAL FIT MSL/MAXIMUM Muffler... 6510, Silentone DIY Muffler... 5506

(25157) 1982 8 Cyl. D250; 149" W.B., Club Cab; 318, 360 Engine; 2 W.D.; 3/4 Ton; with two Converters



DIRECT FIT MSL/MAXIMUM Muffler... 700050, UNIVERSAL FIT MSL/MAXIMUM Muffler... 6510, Silentone DIY Muffler... 5506

NA-Not Available. NR-Not Required. FL-Remove and Re-Use Old Flange. ● Golden Warehouse. O.E.-Original Equipment.

Airtube Kit [4948] may be required to complete installation. EFI-Electronic Fuel Injection.

[22] O.E. exhaust pipe was one piece. Replacement is two pieces.

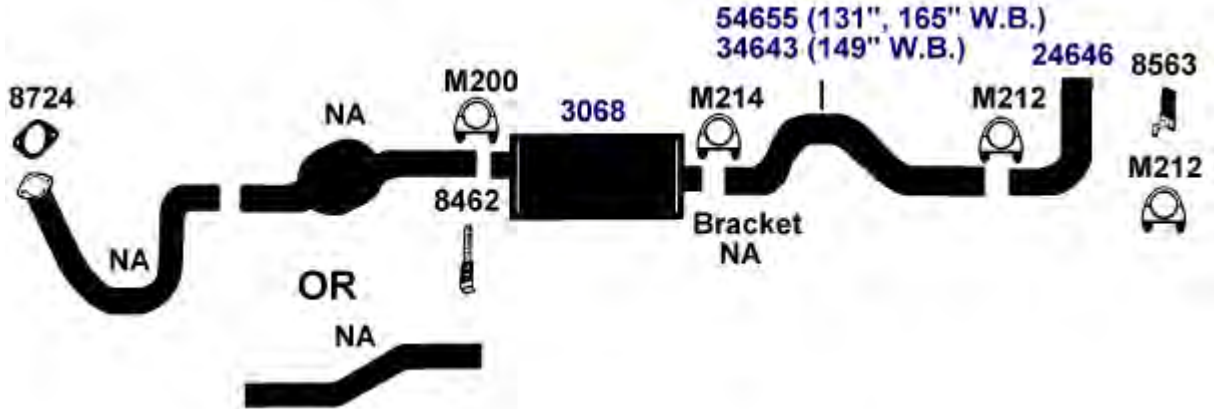
[98] Refer to current Catalytic Converter catalog or Website catalog for availability.

[911] Semi-Direct Fit converter. Fabrication required.

[958] Federal & California Emission vehicles. Not legal for sale for vehicles licensed in California.

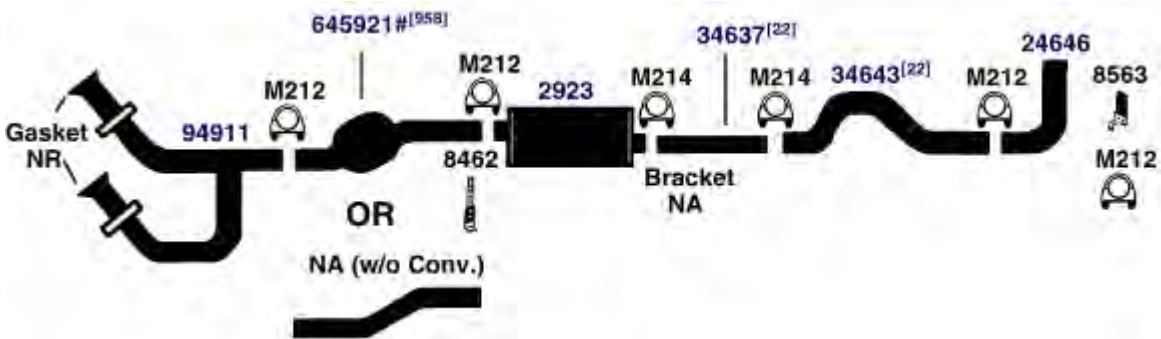
DODGE D200/250 SERIES PICKUP

80-82 6 Cyl. D200; D250; 131" W.B.; Regular Cab; 149", 165" W.B., Crew Cab; 225 Engine; **(23831)**
2 W.D.; 3/4 Ton; with and without Converter



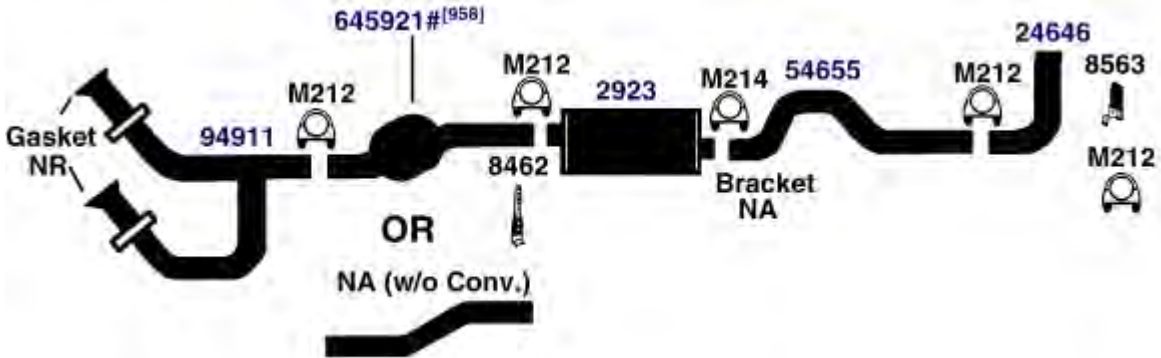
DIRECT FIT MSL/MAXIMUM Muffler... 700062, UNIVERSAL FIT MSL/MAXIMUM Muffler... 6503, Silentone DIY Muffler... 5540

80-82 8 Cyl. D200, D250; 149" W.B., Club Cab; 318, 360 Engine; 2 W.D.; 3/4 Ton; with or **(25153)**
without Converter



DIRECT FIT MSL/MAXIMUM Muffler... 700050, UNIVERSAL FIT MSL/MAXIMUM Muffler... 6510, Silentone DIY Muffler... 5506

80-82 8 Cyl. D200, D250; 131" W.B., Regular Cab; 318, 360 Engine; 2 W.D.; 3/4 Ton; with or **(25155)**
without Converter



DIRECT FIT MSL/MAXIMUM Muffler... 700050, UNIVERSAL FIT MSL/MAXIMUM Muffler... 6510, Silentone DIY Muffler... 5506

NA-Not Available. NR-Not Required. FL-Remove and Re-Use Old Flange. ● Golden Warehouse. O.E.-Original Equipment.
Airtube Kit [4948] may be required to complete installation. EFI-Electronic Fuel Injection.

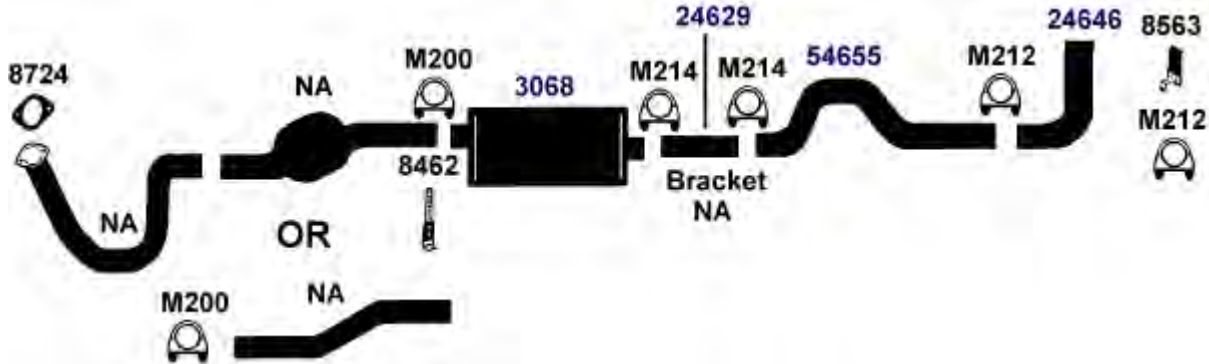
[22] O.E. exhaust pipe was one piece. Replacement is two pieces.

[958] Federal & California Emission vehicles. Not legal for sale for vehicles licensed in California.

[98] Refer to current Catalytic Converter catalog or Website catalog for availability.

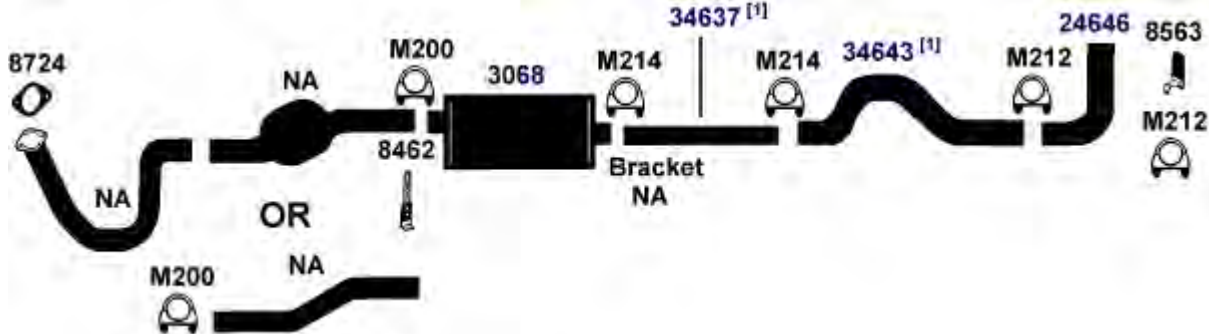
DODGE D200/250 SERIES PICKUP

(23825) 80-81 6 Cyl. D200, D250; 149" W.B., Club Cab; 225 Engine; 2 W.D.; 3/4 Ton; with and without Converter; without Sound Control



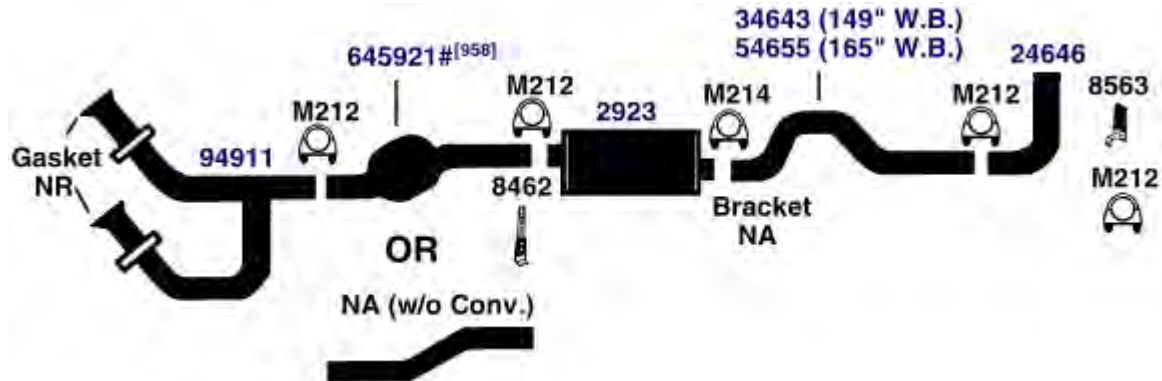
DIRECT FIT MSL/MAXIMUM Muffler... 700062, UNIVERSAL FIT MSL/MAXIMUM Muffler... 6503, Silentone DIY Muffler... 5540

(23824) 80-81 6 Cyl. D200, D250; 149" W.B., Club Cab; 225 Engine; 2 W.D.; 3/4 Ton; with and without Converter; with Sound Control



DIRECT FIT MSL/MAXIMUM Muffler... 700062, UNIVERSAL FIT MSL/MAXIMUM Muffler... 6503, Silentone DIY Muffler... 5540

(25151) 80-81 8 Cyl. D200, D250; 149", 165" W.B., Crew Cab; 318, 360 Engine; 2 W.D.; 3/4 Ton; with or without Converter



DIRECT FIT MSL/MAXIMUM Muffler... 700050, UNIVERSAL FIT MSL/MAXIMUM Muffler... 6510, Silentone DIY Muffler... 5506

NA-Not Available. NR-Not Required. FL-Remove and Re-Use Old Flange. ● Golden Warehouse. O.E.-Original Equipment.

Airtube Kit [4948] may be required to complete installation. EFI-Electronic Fuel Injection.

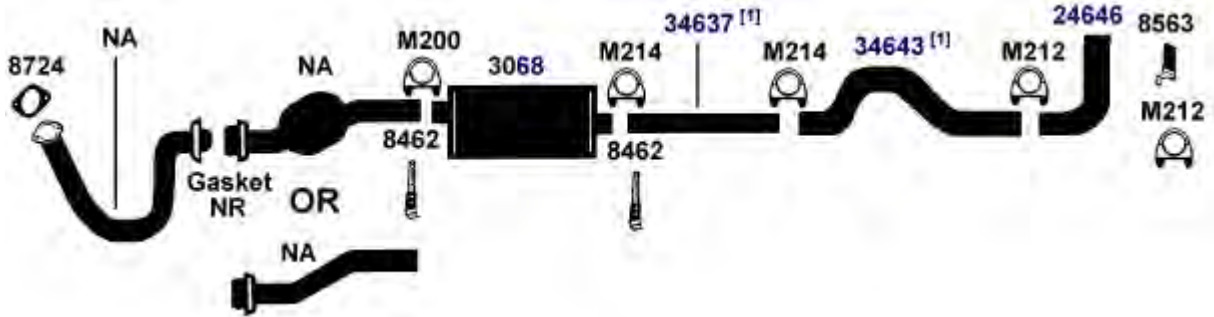
[1] OE system was a welded assembly. It is recommended that all parts noted [1] should be replaced.

[98] Refer to current Catalytic Converter catalog or Website catalog for availability.

[958] Federal & California Emission vehicles. Not legal for sale for vehicles licensed in California.

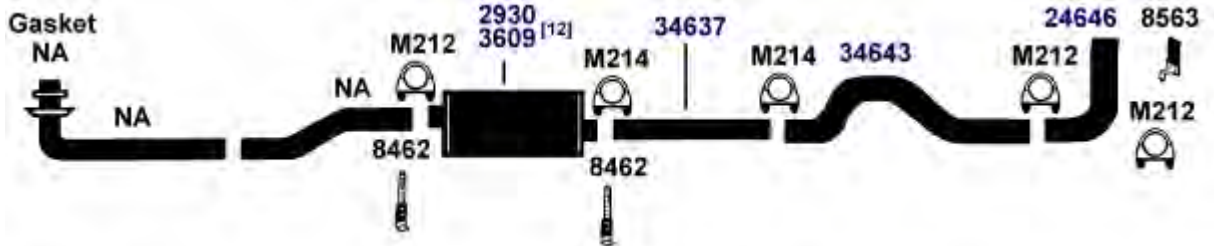
DODGE D200/250 SERIES PICKUP

1979 6 Cyl. D200; 149" W.B., Club Cab; 225 Engine; 2 W.D.; 3/4 Ton; with and without Converter **(23818)**



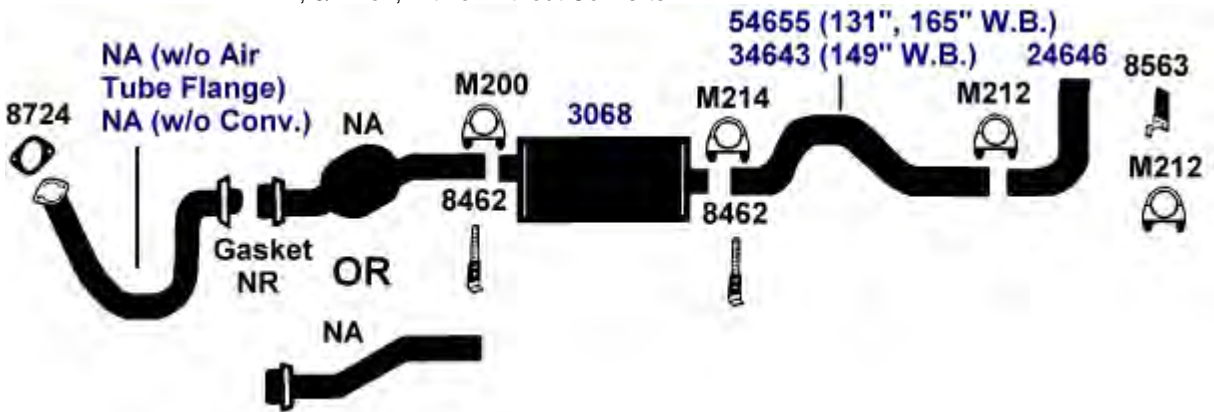
DIRECT FIT MSL/MAXIMUM Muffler... 700062, UNIVERSAL FIT MSL/MAXIMUM Muffler... 6503, Silentone DIY Muffler... 5540

1979 6 Cyl. D200; 149" W.B., Club Cab; Diesel Engine **(23816)**



UNIVERSAL FIT MSL/MAXIMUM Muffler... 6510, Silentone DIY Muffler... 5506 and 9206 Heat Shield

1979 6 Cyl. D200; 131" W.B., Regular Cab; 149", 165" W.B., Crew Cab; 225 Engine; 2 W.D.; 3/4 Ton; with or without Converter **(23821)**



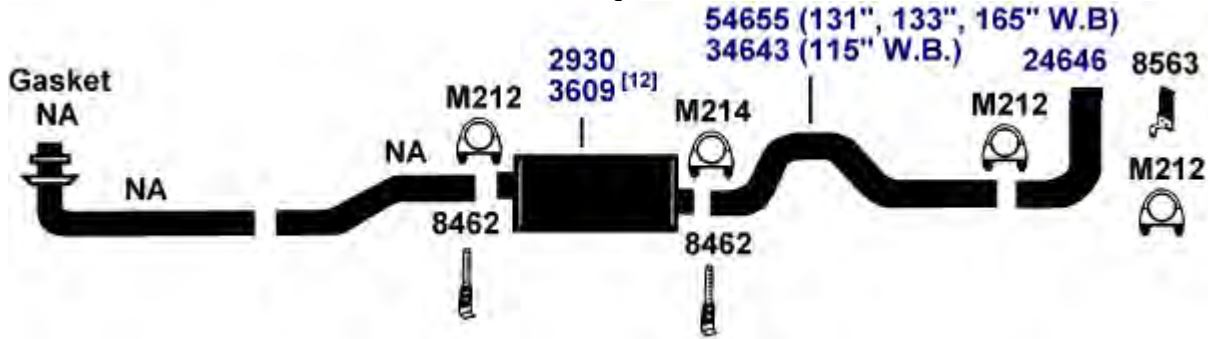
DIRECT FIT MSL/MAXIMUM Muffler... 700062, UNIVERSAL FIT MSL/MAXIMUM Muffler... 6503, Silentone DIY Muffler... 5540

NA-Not Available. NR-Not Required. FL-Remove and Re-Use Old Flange. ● Golden Warehouse. O.E.-Original Equipment.
Airtube Kit [4948] may be required to complete installation. EFI-Electronic Fuel Injection.

- [1] OE system was a welded assembly. It is recommended that all parts noted [1] [98] Refer to current Catalytic Converter catalog or Website catalog for availability. should be replaced.
[12] Optional Heavy Duty Muffler.

DODGE D200/250 SERIES PICKUP

(23817) 1979 6 Cyl. D200; 115", 131" W.B.; Regular Cab; 133" W.B., Club Cab; 165" W.B., Crew Cab; Diesel Engine



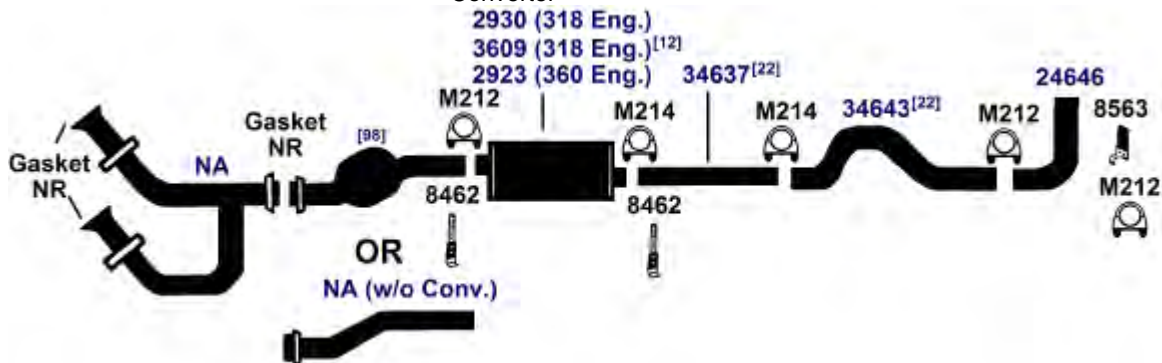
UNIVERSAL FIT MSL/MAXIMUM Muffler... 6510, Silentone DIY Muffler... 5506 and 9206 Heat Shield

(25149) 1979 8 Cyl. D200; 131" W.B.; Regular Cab; 318, 360 Engine; 2 W.D.; 3/4 Ton; with or without Converter



DIRECT FIT MSL/MAXIMUM Muffler... 360 Engine- 700050, UNIVERSAL FIT MSL/MAXIMUM Muffler... 318 Engine- 6510, 360 Engine- 6510, Silentone DIY Muffler... 318 Engine- 5506 and 9206 Heat Shield, 360 Engine- 5506

(25147) 1979 8 Cyl. D200; 149" W.B., Club Cab; 318, 360 Engine; 2 W.D.; 3/4 Ton; with or without Converter



DIRECT FIT MSL/MAXIMUM Muffler... 360 Engine- 700050, UNIVERSAL FIT MSL/MAXIMUM Muffler... 318 Engine- 6510, 360 Engine- 6510, Silentone DIY Muffler... 318 Engine- 5506 and 9206 Heat Shield, 360 Engine- 5506

NA-Not Available. NR-Not Required. FL-Remove and Re-Use Old Flange. ● Golden Warehouse. O.E.-Original Equipment.
Airtube Kit [4948] may be required to complete installation. EFI-Electronic Fuel Injection.

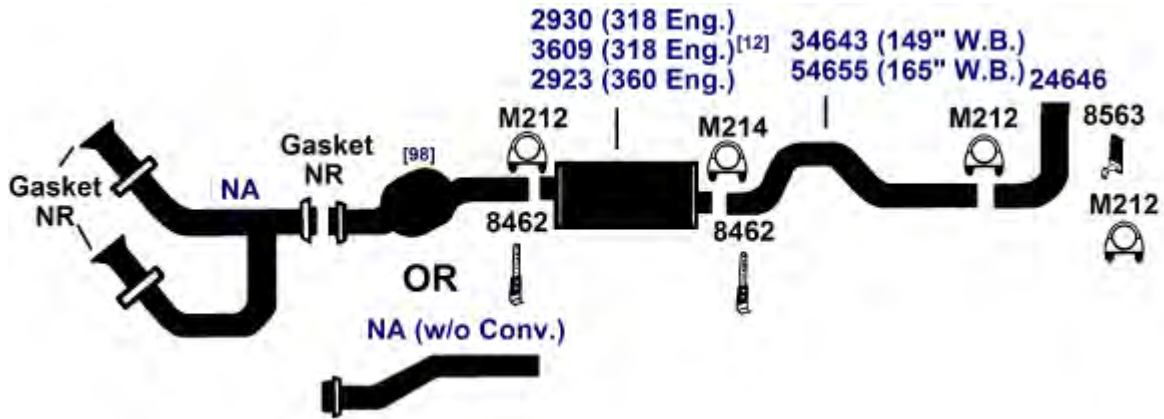
[12] Optional Heavy Duty Muffler.

[98] Refer to current Catalytic Converter catalog or Website catalog for availability.

[22] O.E. exhaust pipe was one piece. Replacement is two pieces.

DODGE D200/250 SERIES PICKUP

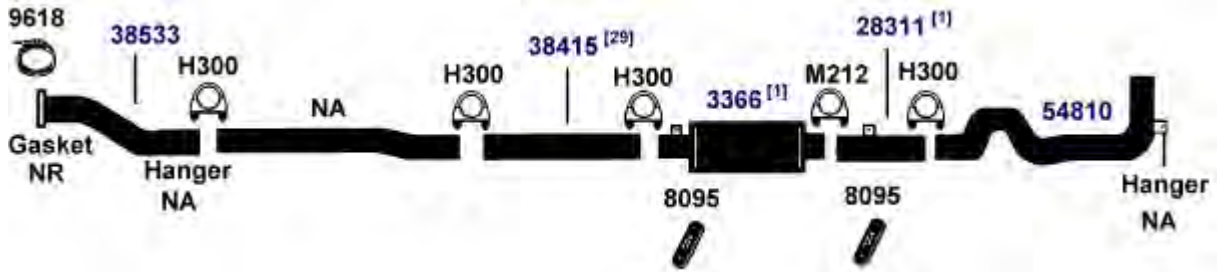
1979 8 Cyl. D200; 149", 165" W.B.; Crew Cab; 318, 360 Engine; 2 W.D.; 3/4 Ton; with or without Converter **(25145)**



DIRECT FIT MSL/MAXIMUM Muffler... 360 Engine- 700050, UNIVERSAL FIT MSL/MAXIMUM Muffler... 318 Engine- 6510, 360 Engine- 6510, Silentone DIY Muffler... 318 Engine- 5506 and 9206 Heat Shield, 360 Engine- 5506

DODGE D300/350 SERIES PICKUP

91-93 6 Cyl. D350; 149" W.B., Club Cab; 5.9L (360) Cummins Turbo Diesel Engine; 2 W.D.; 1 Ton; without Converter **(24127)**



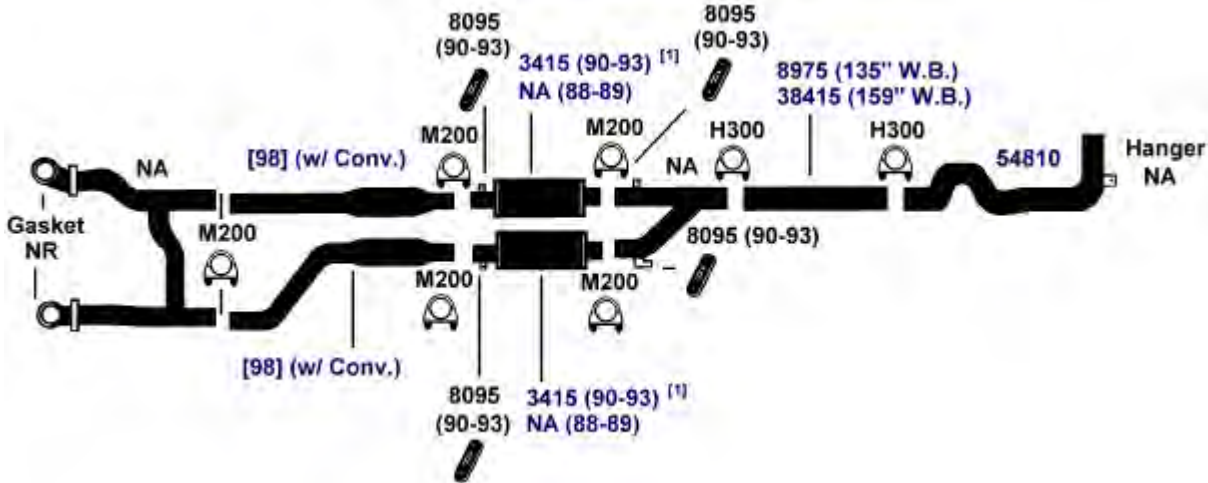
DIRECT FIT MSL/MAXIMUM Muffler... 700322

NA-Not Available. NR-Not Required. FL-Remove and Re-Use Old Flange. ● Golden Warehouse. O.E.-Original Equipment.
Airtube Kit [4948] may be required to complete installation. EFI-Electronic Fuel Injection.

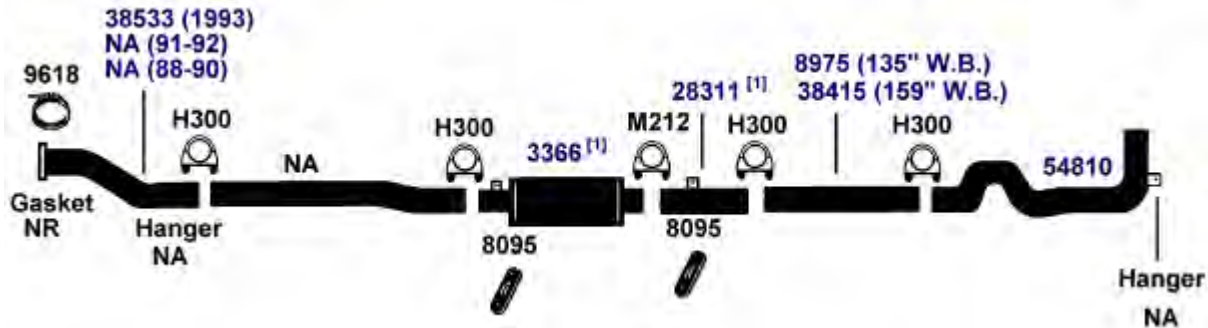
- [1] OE system was a welded assembly. It is recommended that all parts noted [1] should be replaced.
- [12] Optional Heavy Duty Muffler.
- [29] Cut as required.
- [98] Refer to current Catalytic Converter catalog or Website catalog for availability.

DODGE D300/350 SERIES PICKUP

(25485)	90-93	8 Cyl.	D350; 135", 159" W.B.; 360 (5.9L) Engine; 2 W.D.; 1 Ton; with Converter; Dual Exhaust
	88-89	8 Cyl.	D350; 135", 159" W.B.; 360 Engine; 2 W.D.; 1 Ton; without Converter; Dual Exhaust

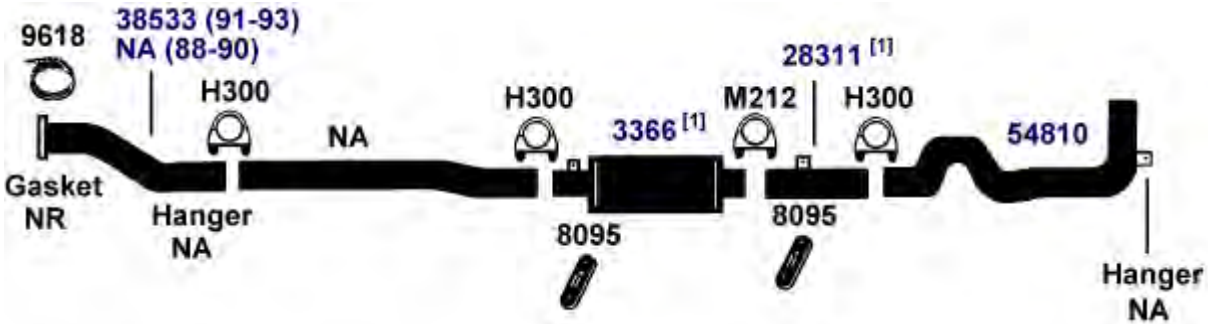


(24125)	88-93	6 Cyl.	D350; 135", 159" W.B.; 5.9L (360) Cummins Turbo Diesel Engine; 2 W.D.; 1 Ton
----------------	-------	--------	--



DIRECT FIT MSL/MAXIMUM Muffler... 700322

(24126)	88-93	6 Cyl.	D350; 131" W.B.; 5.9L (360) Cummins Turbo Diesel Engine; 2 W.D.; 1 Ton; without Converter
----------------	-------	--------	---



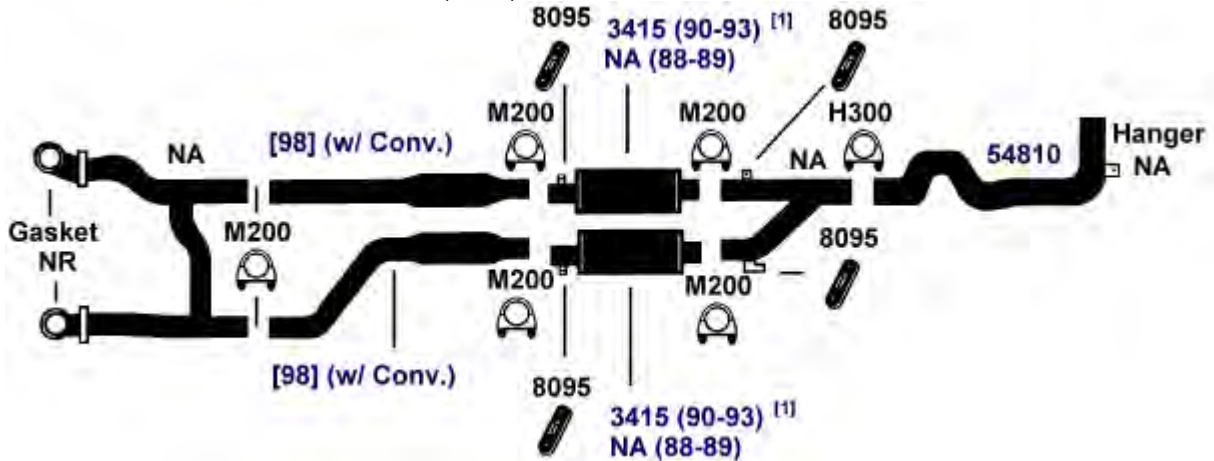
DIRECT FIT MSL/MAXIMUM Muffler... 700322

NA-Not Available. NR-Not Required. FL-Remove and Re-Use Old Flange. ● Golden Warehouse. O.E.-Original Equipment.
 # Airtube Kit [4948] may be required to complete installation. EFI-Electronic Fuel Injection.

[1] OE system was a welded assembly. It is recommended that all parts noted [1] [98] Refer to current Catalytic Converter catalog or Website catalog for availability. should be replaced.

DODGE D300/350 SERIES PICKUP

88-93 8 Cyl. D350; 131" W.B.; 360 (5.9L) Engine; 2 W.D.; 1 Ton; with Converter (90-93); without Converter (88-89); Dual Exhaust **(25486)**

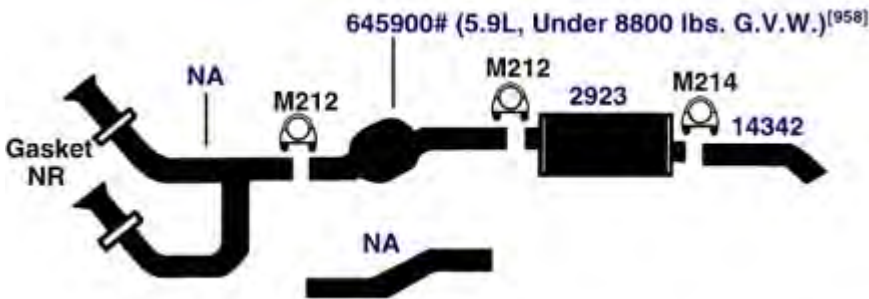


90-91 8 Cyl. D350; 131" W.B.; 360 Engine; 2 W.D.; 1 Ton; with Converter; without Sound Control **(25487)**



DIRECT FIT MSL/MAXIMUM Muffler... 700271, UNIVERSAL FIT MSL/MAXIMUM Muffler... 6534

88-89 8 Cyl. D350; 135", 159" W.B.; 318, 360 Engine; 2 W.D.; 1 Ton; with or without Converter (Short Tail Pipe); Single Exhaust **(100578)**



DIRECT FIT MSL/MAXIMUM Muffler... 700050, UNIVERSAL FIT MSL/MAXIMUM Muffler... 6510, Silentone DIY Muffler... 5506

NA-Not Available. NR-Not Required. FL-Remove and Re-Use Old Flange. ● Golden Warehouse. O.E.-Original Equipment.
Airtube Kit [4948] may be required to complete installation. EFI-Electronic Fuel Injection.

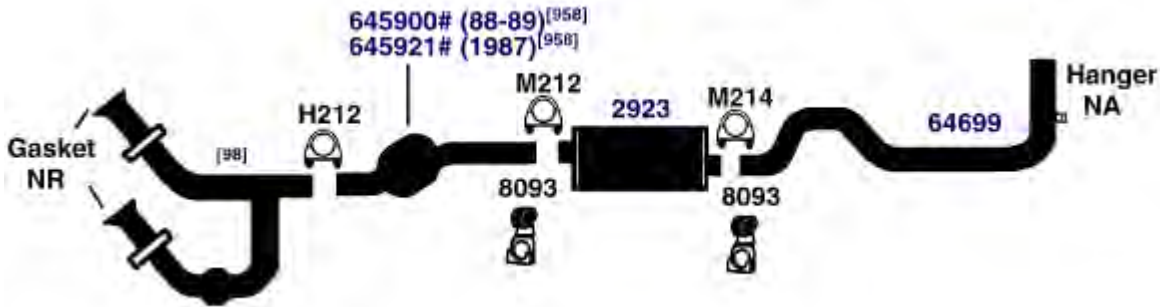
[1] OE system was a welded assembly. It is recommended that all parts noted [1] should be replaced.

[958] Federal & California Emission vehicles. Not legal for sale for vehicles licensed in California.

[98] Refer to current Catalytic Converter catalog or Website catalog for availability.

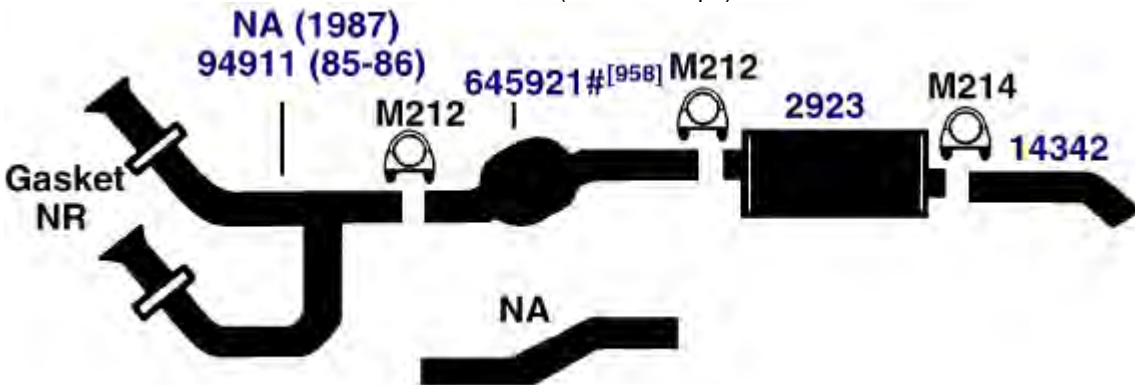
DODGE D300/350 SERIES PICKUP

(25484) 87-89 8 Cyl. D350; 131" W.B.; 360 Engine; 2 W.D.; 1 Ton; with Converter; without Sound Control



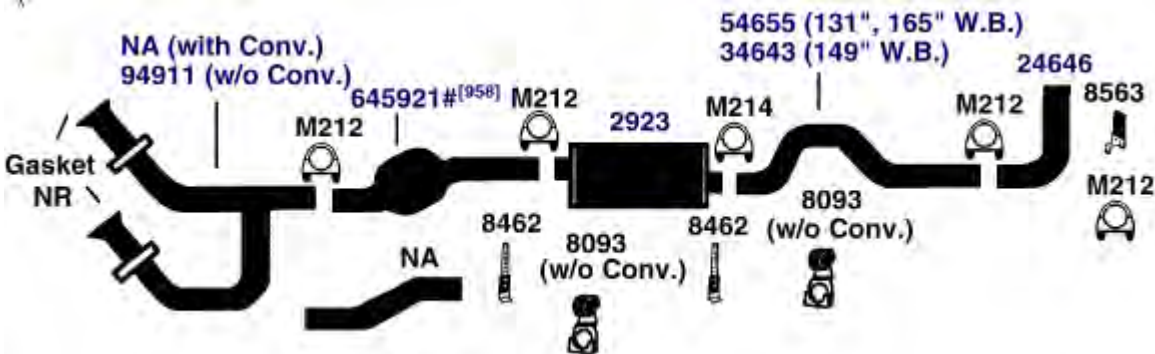
DIRECT FIT MSL/MAXIMUM Muffler... 700050, UNIVERSAL FIT MSL/MAXIMUM Muffler... 6510, Silentone DIY Muffler... 5506

(25478) 85-87 8 Cyl. D350; All Wheel Bases; 318, 360 Engine; 2 W.D.; 1 Ton; with or without Converter (Short Tail Pipe)



DIRECT FIT MSL/MAXIMUM Muffler... 700050, UNIVERSAL FIT MSL/MAXIMUM Muffler... 6510, Silentone DIY Muffler... 5506

(25482) 85-86 8 Cyl. D350; 135" W.B., Camper; 149", 165" W.B., Club Cab; 360 Engine; 2 W.D.; 1 Ton; with and without Converter



DIRECT FIT MSL/MAXIMUM Muffler... 700050, UNIVERSAL FIT MSL/MAXIMUM Muffler... 6510, Silentone DIY Muffler... 5506

NA-Not Available. NR-Not Required. FL-Remove and Re-Use Old Flange. ● Golden Warehouse. O.E.-Original Equipment.

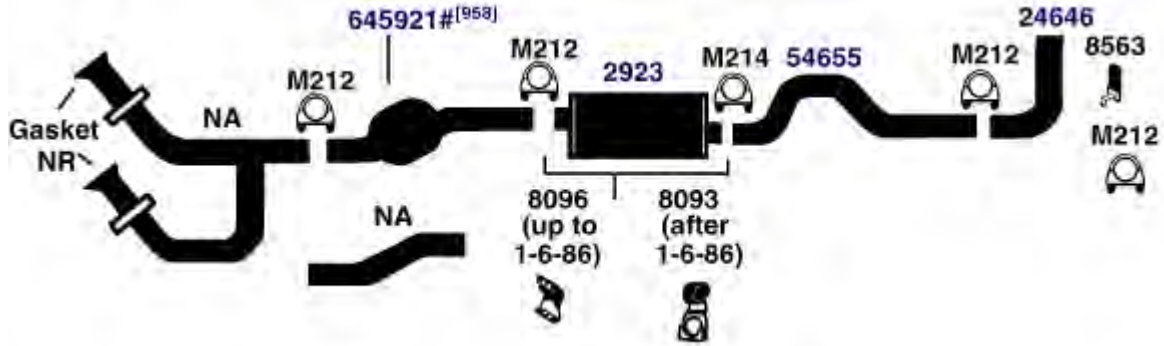
Airtube Kit [4948] may be required to complete installation. EFI-Electronic Fuel Injection.

[98] Refer to current Catalytic Converter catalog or Website catalog for availability.

[958] Federal & California Emission vehicles. Not legal for sale for vehicles licensed in California.

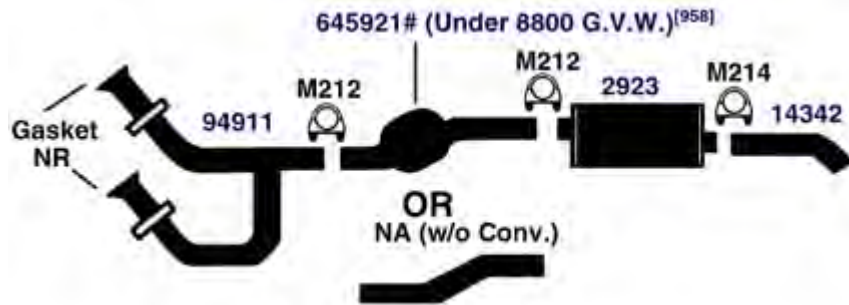
DODGE D300/350 SERIES PICKUP

85-86 8 Cyl. D350; 131" W.B.; Regular Cab; 318, 360 Engine; 2 W.D.; 1 Ton; with and without Converter **(25480)**



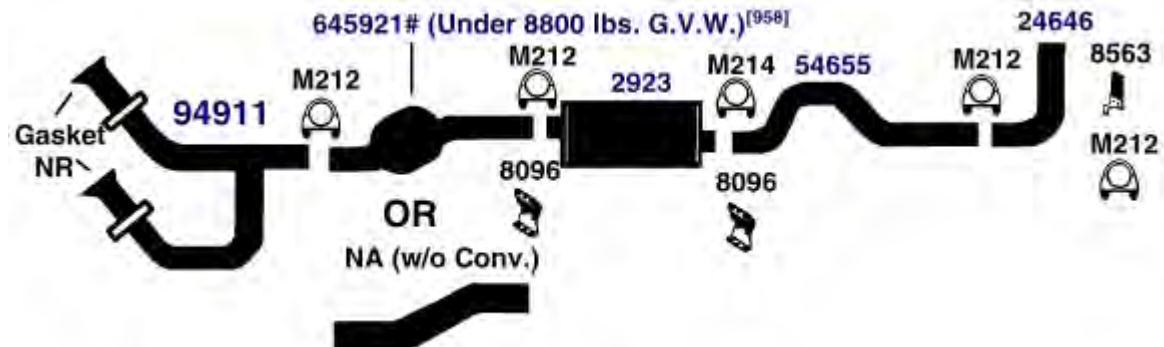
DIRECT FIT MSL/MAXIMUM Muffler... 700050, UNIVERSAL FIT MSL/MAXIMUM Muffler... 6510, Silentone DIY Muffler... 5506

83-84 8 Cyl. D350; All Wheel Bases; 318, 360 Engine; 2 W.D.; 1 Ton; with or without Converter (Short Tail Pipe) **(25478E)**



DIRECT FIT MSL/MAXIMUM Muffler... 700050, UNIVERSAL FIT MSL/MAXIMUM Muffler... 6510, Silentone DIY Muffler... 5506

83-84 8 Cyl. D350; 131" W.B.; Regular Cab; 318, 360 Engine; 2 W.D.; 1 Ton; with and without Converter **(25480E)**



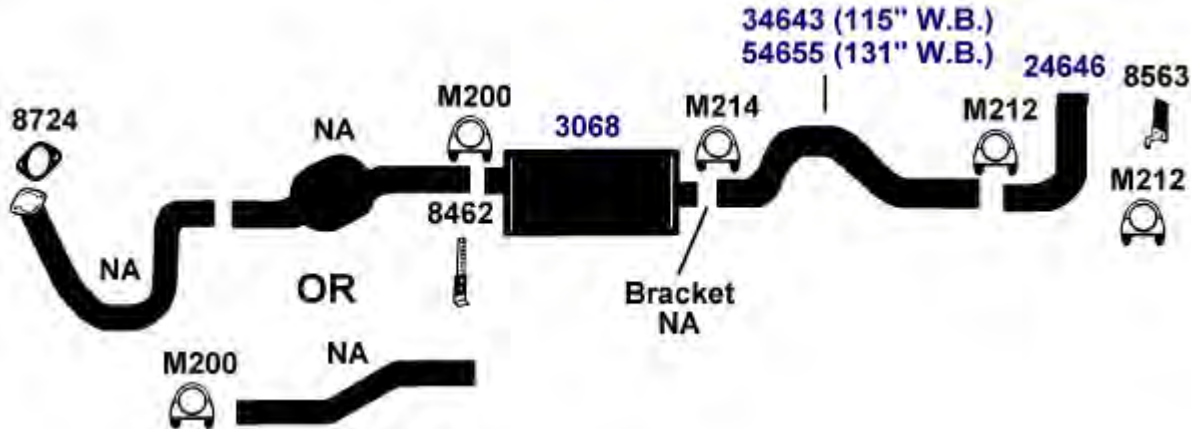
DIRECT FIT MSL/MAXIMUM Muffler... 700050, UNIVERSAL FIT MSL/MAXIMUM Muffler... 6510, Silentone DIY Muffler... 5506

NA-Not Available. NR-Not Required. FL-Remove and Re-Use Old Flange. ● Golden Warehouse. O.E.-Original Equipment.
Airtube Kit [4948] may be required to complete installation. EFI-Electronic Fuel Injection.

[958] Federal & California Emission vehicles. Not legal for sale for vehicles licensed in California.

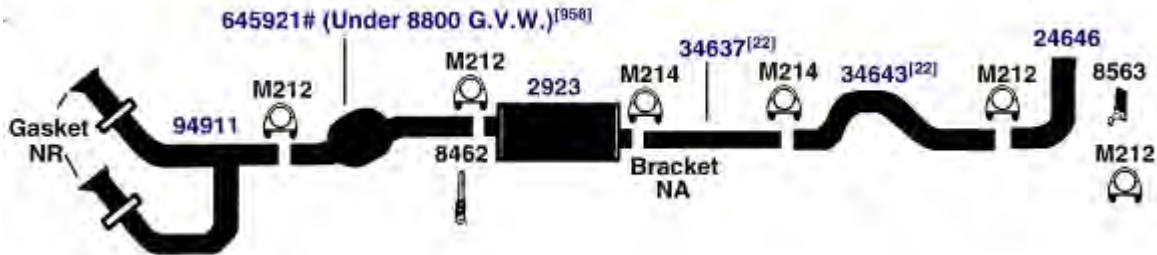
DODGE D300/350 SERIES PICKUP

(24123)	1982	6 Cyl.	D300, 115", 131" W.B.; Regular Cab; 225 Engine, 2 W.D.; 1 Ton; with and without Converter
	80-81	6 Cyl.	D300, D350, 131" W.B.; Regular Cab; 225 Engine, 2 W.D.; 1 Ton; 2 1/4" Tail Pipe



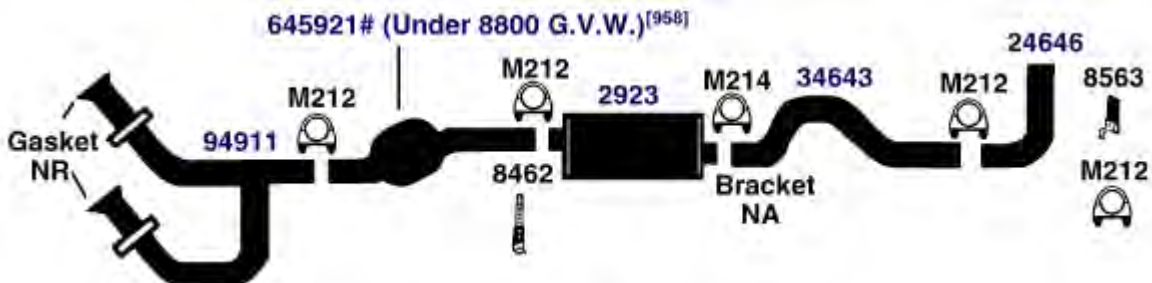
DIRECT FIT MSL/MAXIMUM Muffler... 700062, UNIVERSAL FIT MSL/MAXIMUM Muffler... 6503, Silentone DIY Muffler... 5540

(25474)	1982	8 Cyl.	D350; 149" W.B., Club Cab; 318, 360 Engine; 2 W.D.; 1 Ton; with Converter
----------------	------	--------	---



DIRECT FIT MSL/MAXIMUM Muffler... 700050, UNIVERSAL FIT MSL/MAXIMUM Muffler... 6510, Silentone DIY Muffler... 5506

(25473)	1982	8 Cyl.	D350; 149" W.B., Crew Cab; 318, 360 Engine; 2 W.D.; 1 Ton; with Converter
----------------	------	--------	---



DIRECT FIT MSL/MAXIMUM Muffler... 700050, UNIVERSAL FIT MSL/MAXIMUM Muffler... 6510, Silentone DIY Muffler... 5506

NA-Not Available. NR-Not Required. FL-Remove and Re-Use Old Flange. ● Golden Warehouse. O.E.-Original Equipment.

Airtube Kit [4948] may be required to complete installation. EFI-Electronic Fuel Injection.

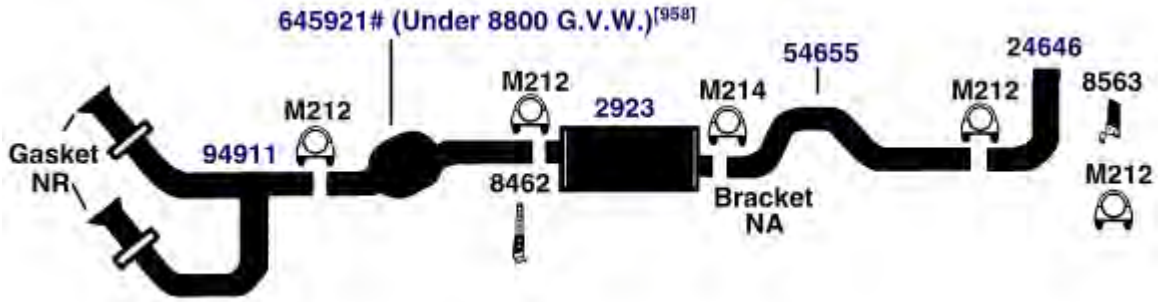
[22] O.E. exhaust pipe was one piece. Replacement is two pieces.

[98] Refer to current Catalytic Converter catalog or Website catalog for availability.

[958] Federal & California Emission vehicles. Not legal for sale for vehicles licensed in California.

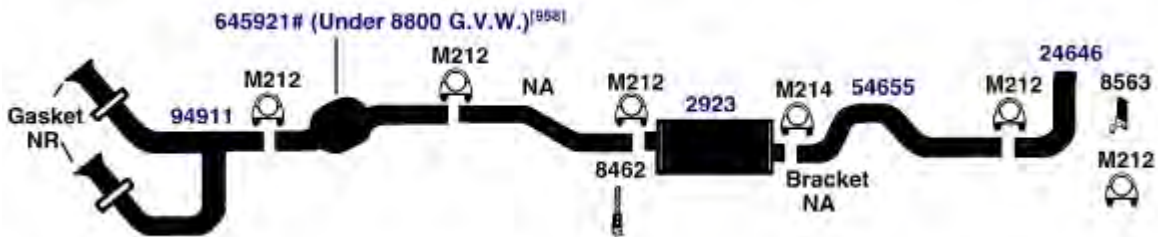
DODGE D300/350 SERIES PICKUP

1982 8 Cyl. D350; 131" W.B., Regular Cab; 318, 360 Engine; 2 W.D.; 1 Ton; with Converter **(25476)**



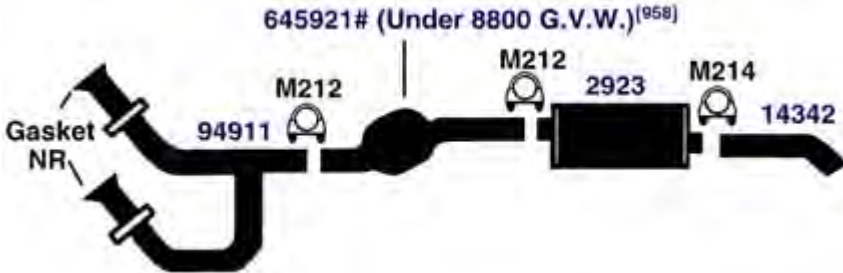
DIRECT FIT MSL/MAXIMUM Muffler... 700050, UNIVERSAL FIT MSL/MAXIMUM Muffler... 6510, Silentone DIY Muffler... 5506

1982 8 Cyl. D350; 165" W.B., Crew Cab; 318, 360 Engine; 2 W.D.; 1 Ton; with Converter **(25471)**



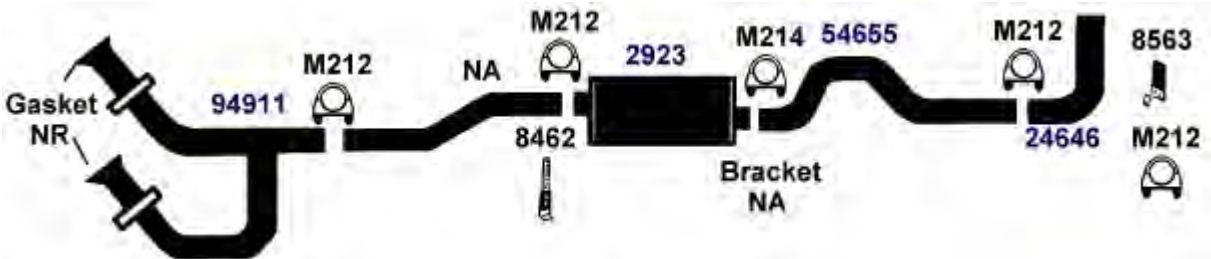
DIRECT FIT MSL/MAXIMUM Muffler... 700050, UNIVERSAL FIT MSL/MAXIMUM Muffler... 6510, Silentone DIY Muffler... 5506

1982 8 Cyl. D350; 318, 360 Engine; All Models with Short Tail Pipe; with Converter **(25469)**



DIRECT FIT MSL/MAXIMUM Muffler... 700050, UNIVERSAL FIT MSL/MAXIMUM Muffler... 6510, Silentone DIY Muffler... 5506

80-82 8 Cyl. D300, D350; 131" W.B., Regular Cab; 318, 360 Engine; 2 W.D.; 1 Ton; without Converter **(25468)**



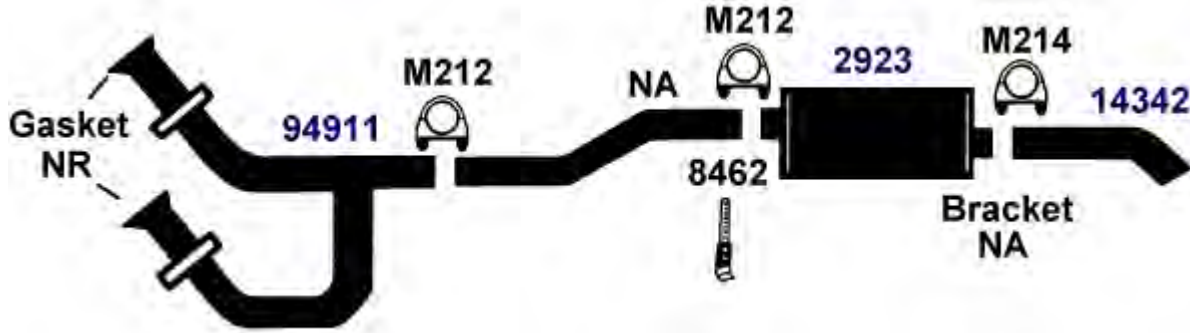
DIRECT FIT MSL/MAXIMUM Muffler... 700050, UNIVERSAL FIT MSL/MAXIMUM Muffler... 6510, Silentone DIY Muffler... 5506

NA-Not Available. NR-Not Required. FL-Remove and Re-Use Old Flange. ● Golden Warehouse. O.E.-Original Equipment.
Airtube Kit [4948] may be required to complete installation. EFI-Electronic Fuel Injection.

[958] Federal & California Emission vehicles. Not legal for sale for vehicles licensed in California.

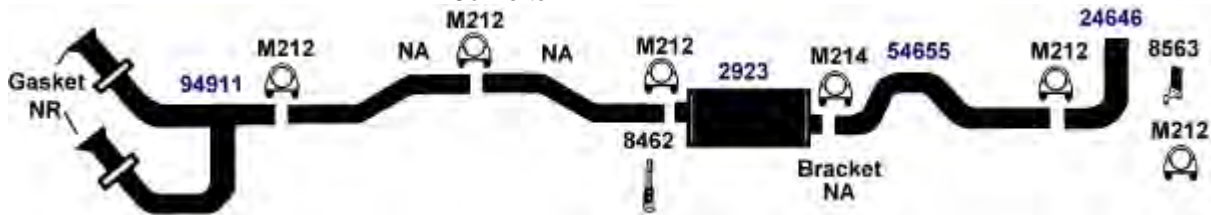
DODGE D300/350 SERIES PICKUP

(25464) 80-82 8 Cyl. D300, D350, D400; 318, 360 Engine; All Models with Short Tail Pipe; without Converter



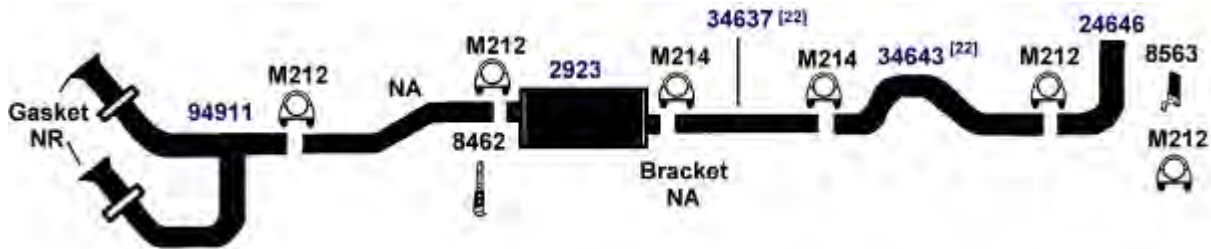
DIRECT FIT MSL/MAXIMUM Muffler... 700050, UNIVERSAL FIT MSL/MAXIMUM Muffler... 6510, Silentone DIY Muffler... 5506

(25465) 80-82 8 Cyl. D300, D350; 165" W.B., Crew Cab; 318, 360 Engine; 2 W.D.; 1 Ton; without Converter



DIRECT FIT MSL/MAXIMUM Muffler... 700050, UNIVERSAL FIT MSL/MAXIMUM Muffler... 6510, Silentone DIY Muffler... 5506

(25466) 80-82 8 Cyl. D300, D350; 149" W.B., Club Cab; 318, 360 Engine; 2 W.D.; 1 Ton; without Converter



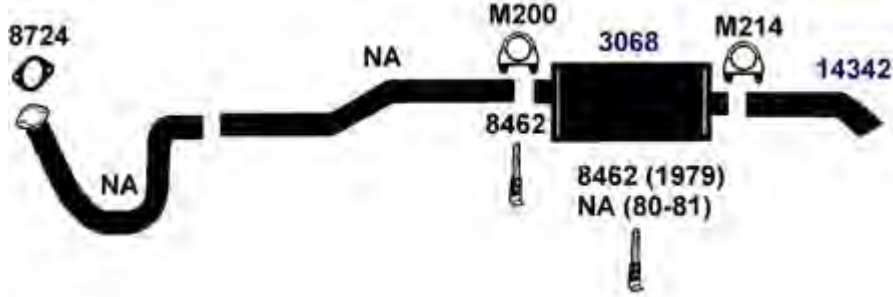
DIRECT FIT MSL/MAXIMUM Muffler... 700050, UNIVERSAL FIT MSL/MAXIMUM Muffler... 6510, Silentone DIY Muffler... 5506

NA-Not Available. NR-Not Required. FL-Remove and Re-Use Old Flange. ● Golden Warehouse. O.E.-Original Equipment.
Airtube Kit [4948] may be required to complete installation. EFI-Electronic Fuel Injection.

[22] O.E. exhaust pipe was one piece. Replacement is two pieces.

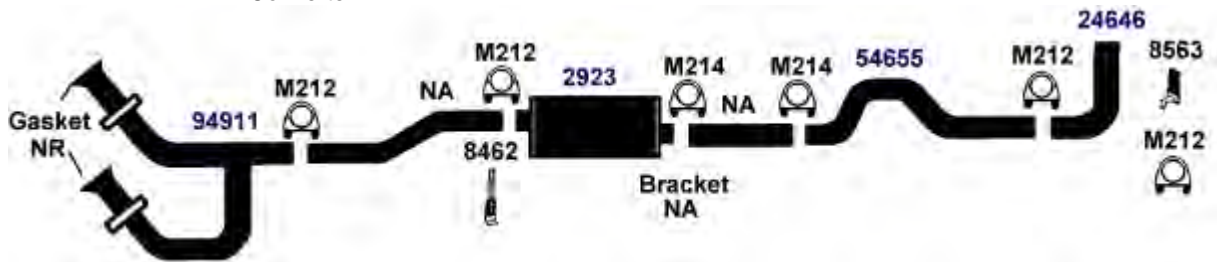
DODGE D300/350 SERIES PICKUP

80-81	6 Cyl.	D300, D350; 135", 149" W.B.; Club Cab; 159", 165" W.B.; Crew Cab; 225 Engine; 2 W.D.; 1 Ton; 2 1/4" Tail Pipe	(24121)
1979	6 Cyl.	D300, 135", 149" W.B.; Club Cab; 159", 165" W.B.; Crew Cab; 225 Engine; 2 W.D.; 1 Ton; 2 1/4" Tail Pipe	



DIRECT FIT MSL/MAXIMUM Muffler... 700062, UNIVERSAL FIT MSL/MAXIMUM Muffler... 6503, Silentone DIY Muffler... 5540

80-81	8 Cyl.	D300, D350; 135", 159" W.B.; Camper; 318, 360 Engine; 2 W.D.; 1 Ton; without Converter	(25467)
--------------	--------	--	----------------



DIRECT FIT MSL/MAXIMUM Muffler... 700050, UNIVERSAL FIT MSL/MAXIMUM Muffler... 6510, Silentone DIY Muffler... 5506

1979	6 Cyl.	D300, 131" W.B.; Regular Cab; 225 Engine, 2 W.D.; 1 Ton; 2 1/4" Tail Pipe	(24120)
-------------	--------	---	----------------



DIRECT FIT MSL/MAXIMUM Muffler... 700062, UNIVERSAL FIT MSL/MAXIMUM Muffler... 6503, Silentone DIY Muffler... 5540

NA-Not Available. NR-Not Required. FL-Remove and Re-Use Old Flange. ● Golden Warehouse. O.E.-Original Equipment.
 # Airtube Kit [4948] may be required to complete installation. EFI-Electronic Fuel Injection.

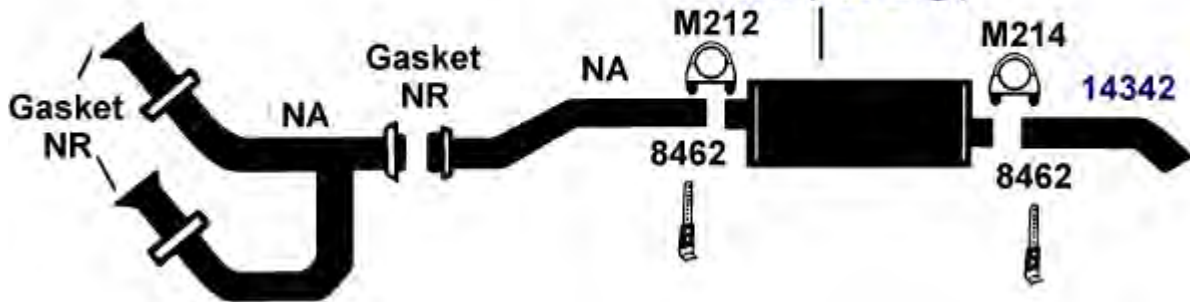
DODGE D300/350 SERIES PICKUP

(25459) 1979 8 Cyl. D300; 318, 360 Engine; All Models with Short Tail Pipe

2930 (318 Eng.)

3609 (318 Eng.) [12]

2923 (360 Eng.)



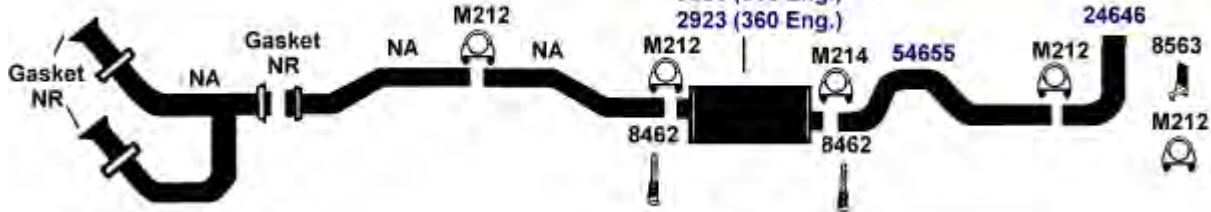
DIRECT FIT MSL/MAXIMUM Muffler... 360 Engine- 700050, UNIVERSAL FIT MSL/MAXIMUM Muffler... 318 Engine- 6510, 360 Engine- 6510, Silentone DIY Muffler... 318 Engine- 5506 and 9206 Heat Shield, 360 Engine- 5506

(25460) 1979 8 Cyl. D300; 165" W.B., Crew Cab; 318, 360 Engine; 2 W.D.; 1 Ton

2930 (318 Eng.)

3609 (318 Eng.) [12]

2923 (360 Eng.)



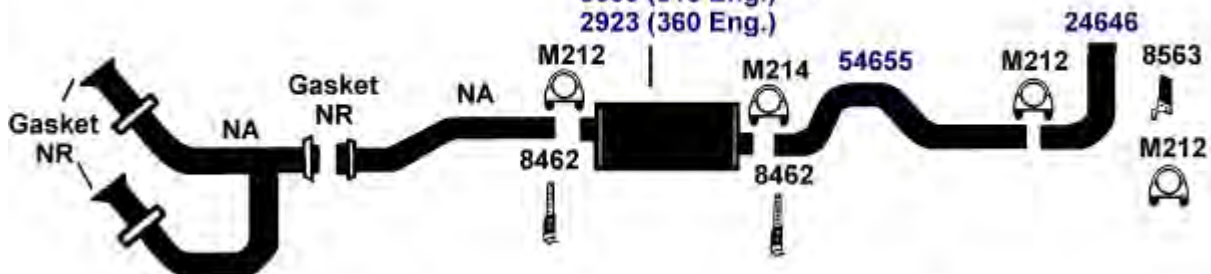
DIRECT FIT MSL/MAXIMUM Muffler... 360 Engine- 700050, UNIVERSAL FIT MSL/MAXIMUM Muffler... 360 Engine- 6510, 318 Engine- 6510, Silentone DIY Muffler... 360 Engine- 5506, 318 Engine- 5506 and 9206 Heat Shield

(25463) 1979 8 Cyl. D300; 131" W.B., Regular Cab; 318, 360 Engine; 2 W.D.; 1 Ton

2930 (318 Eng.)

3609 (318 Eng.) [12]

2923 (360 Eng.)



DIRECT FIT MSL/MAXIMUM Muffler... 360 Engine- 700050, UNIVERSAL FIT MSL/MAXIMUM Muffler... 360 Engine- 6510, 318 Engine- 6510, Silentone DIY Muffler... 360 Engine- 5506, 318 Engine- 5506 and 9206 Heat Shield

NA-Not Available. NR-Not Required. FL-Remove and Re-Use Old Flange. ● Golden Warehouse. O.E.-Original Equipment.

Airtube Kit [4948] may be required to complete installation. EFI-Electronic Fuel Injection.

[12] Optional Heavy Duty Muffler.

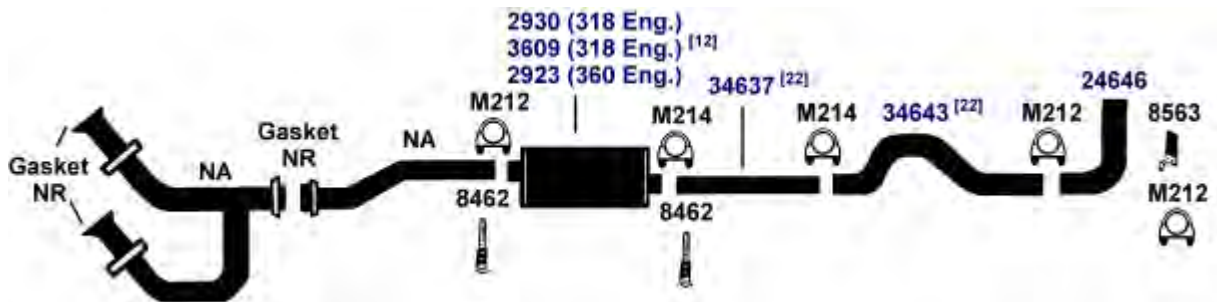
DODGE D300/350 SERIES PICKUP

1979 8 Cyl. D300; 135", 159" W.B., Camper; 318, 360 Engine; 2 W.D.; 1 Ton (25462)



DIRECT FIT MSL/MAXIMUM Muffler... 360 Engine- 700050, UNIVERSAL FIT MSL/MAXIMUM Muffler... 360 Engine- 6510, 318 Engine- 6510, Silentone DIY Muffler... 360 Engine- 5506, 318 Engine- 5506 and 9206 Heat Shield

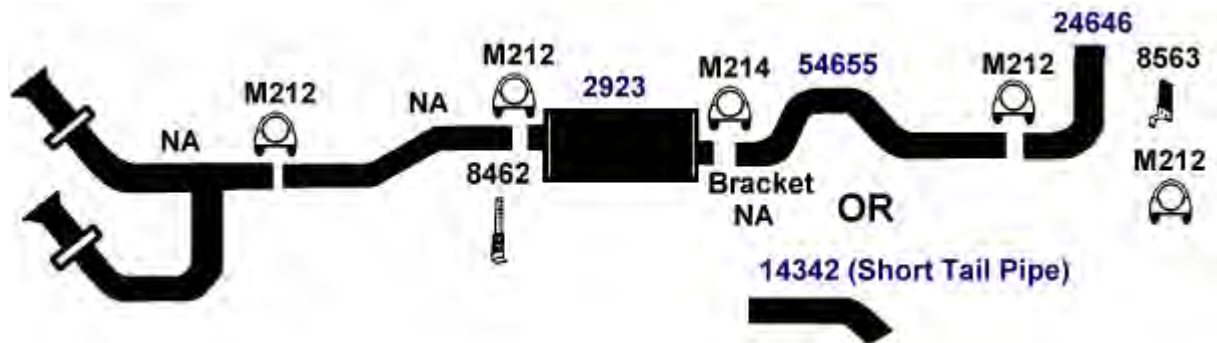
1979 8 Cyl. D300; 149" W.B., Club Cab; 318, 360 Engine; 2 W.D.; 1 Ton (25461)



DIRECT FIT MSL/MAXIMUM Muffler... 360 Engine- 700050, UNIVERSAL FIT MSL/MAXIMUM Muffler... 360 Engine- 6510, 318 Engine- 6510, Silentone DIY Muffler... 360 Engine- 5506, 318 Engine- 5506 and 9206 Heat Shield

DODGE D450 SERIES PICKUP

1981 8 Cyl. D450; 360 Engine; without Converter; except Sound Control (25600)



DIRECT FIT MSL/MAXIMUM Muffler... 700050, UNIVERSAL FIT MSL/MAXIMUM Muffler... 6510, Silentone DIY Muffler... 5506

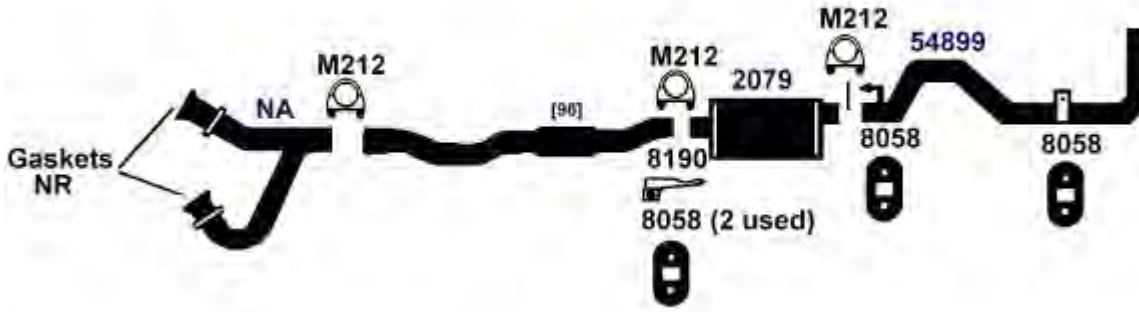
NA-Not Available. NR-Not Required. FL-Remove and Re-Use Old Flange. • Golden Warehouse. O.E.-Original Equipment.
Airtube Kit [4948] may be required to complete installation. EFI-Electronic Fuel Injection.

[12] Optional Heavy Duty Muffler.

[22] O.E. exhaust pipe was one piece. Replacement is two pieces.

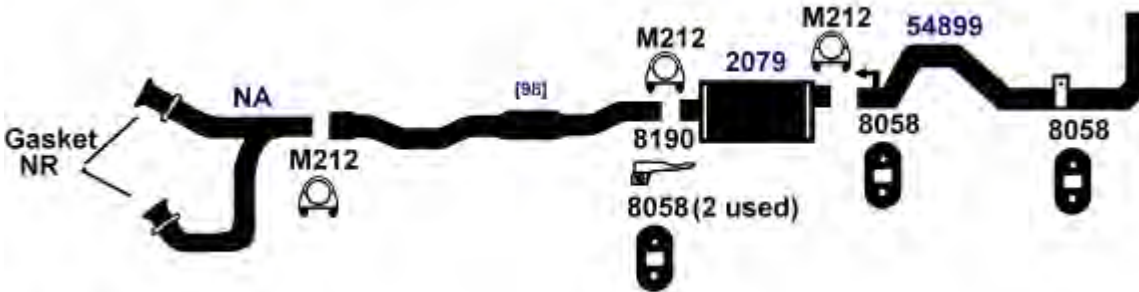
DODGE DAKOTA

(30862) 1994 6 Cyl. Dakota; 112" W.B.; 3.9L (239) Engine; 2 W.D., 4 W.D. (except Sport Package)



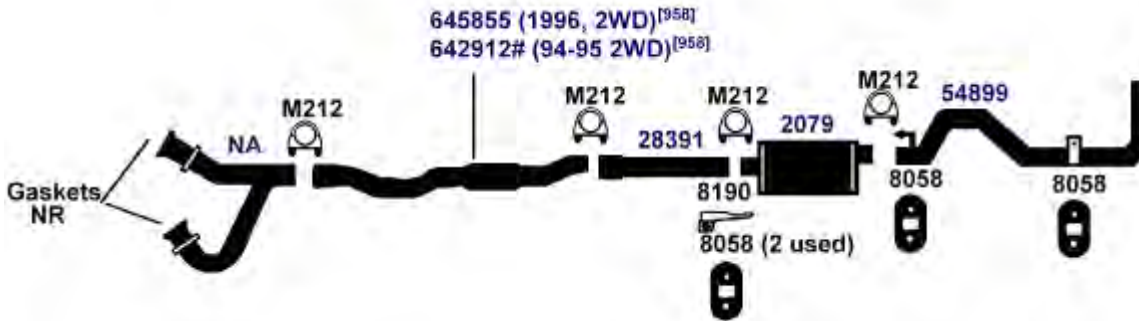
DIRECT FIT MSL/MAXIMUM Muffler... 700227

(24457) 1994 8 Cyl. Dakota; 112" W.B.; (318) 5.2L Engine; 2 W.D., 4 W.D. (except Sport Package)



DIRECT FIT MSL/MAXIMUM Muffler... 700227

(30860) 1994 6 Cyl. Dakota; Club Cab, 131" W.B., 3.9L (239) Engine; 2 W.D., 4 W.D. (except Sport Package)

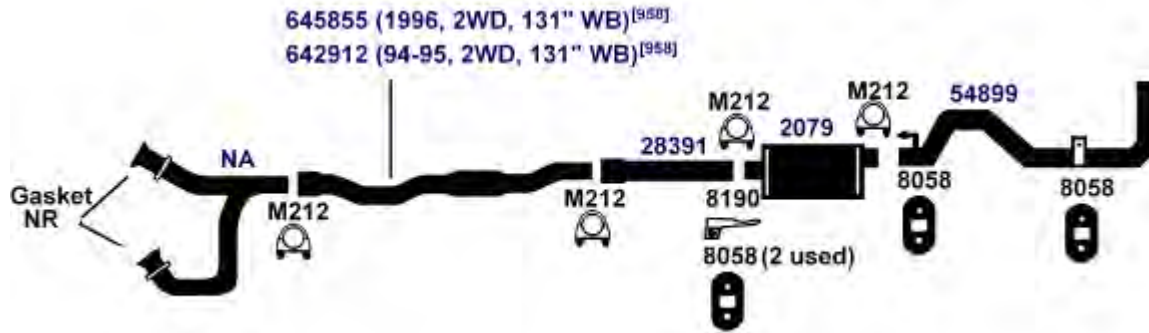


DIRECT FIT MSL/MAXIMUM Muffler... 700227

NA-Not Available. NR-Not Required. FL-Remove and Re-Use Old Flange. ● Golden Warehouse. O.E.-Original Equipment.
Airtube Kit [4948] may be required to complete installation. EFI-Electronic Fuel Injection.

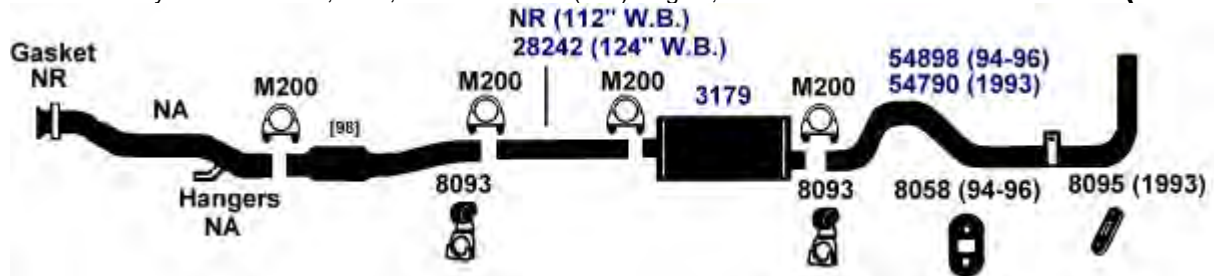
[98] Refer to current Catalytic Converter catalog or Website catalog for availability. [958] Federal & California Emission vehicles. Not legal for sale for vehicles licensed in California.

1994 8 Cyl. Dakota Club Cab; 131" W.B.; (318) 5.2L Engine; 2 W.D., 4 W.D. (except Sport Package) **(24455)**



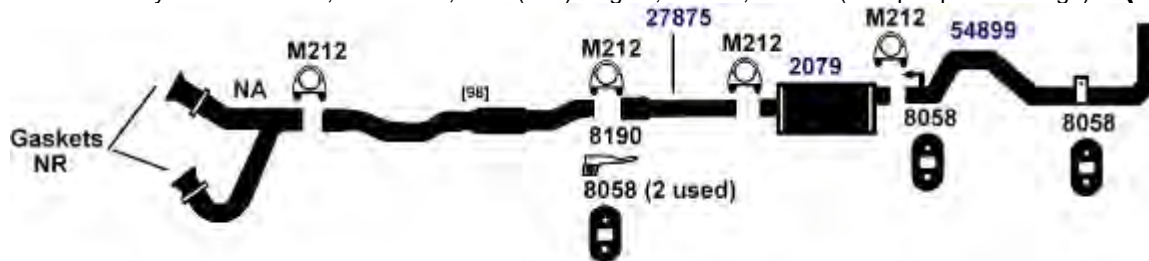
DIRECT FIT MSL/MAXIMUM Muffler... 700227

93-94 4 Cyl. Dakota; 112", 124" W.B. 2.5L (153) Engine; 2 W.D. **(30804)**



DIRECT FIT MSL/MAXIMUM Muffler... 700075, UNIVERSAL FIT MSL/MAXIMUM Muffler... 6503, Silentone DIY Muffler... 5555

1994 6 Cyl. Dakota; 124" W.B., 3.9L (239) Engine; 2 W.D., 4 W.D. (except Sport Package) **(30861)**



DIRECT FIT MSL/MAXIMUM Muffler... 700227

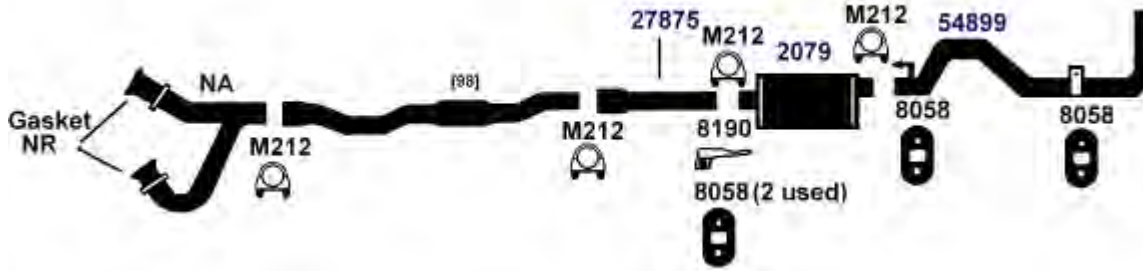
NA-Not Available. NR-Not Required. FL-Remove and Re-Use Old Flange. ● Golden Warehouse. O.E.-Original Equipment.
Airtube Kit [4948] may be required to complete installation. EFI-Electronic Fuel Injection.

[98] Refer to current Catalytic Converter catalog or Website catalog for availability.

[958] Federal & California Emission vehicles. Not legal for sale for vehicles licensed in California.

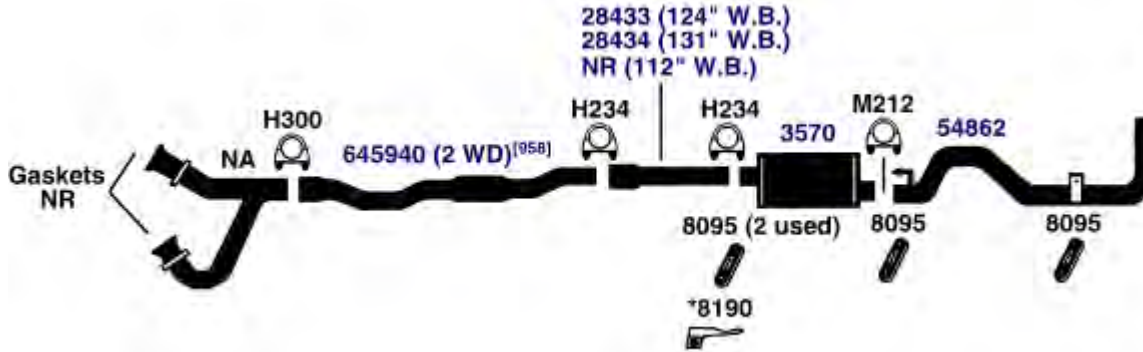
DODGE DAKOTA

(24456) 1994 8 Cyl. Dakota; 124" W.B.; (318) 5.2L Engine; 2 W.D., 4 W.D. (except Sport Package)



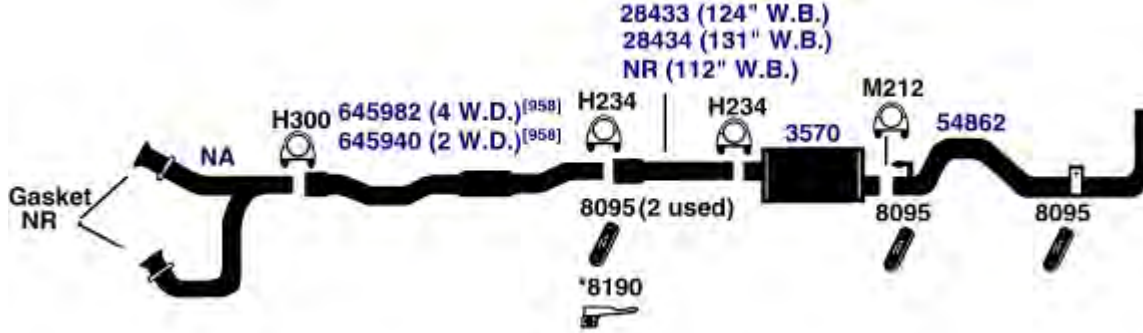
DIRECT FIT MSL/MAXIMUM Muffler... 700227

(30857) 92-93 6 Cyl. Dakota; 112", 124" W.B.; Club Cab, 131" W.B.; 3.9L (239) Engine; 2 W.D., 4 W.D.



DIRECT FIT MSL/MAXIMUM Muffler... 700028

(24453) 92-93 8 Cyl. Dakota; 112" W.B., 124" W.B.; Club Cab 131" W.B.; 5.2L (318) Engine; 2 W.D., 4 W.D.



DIRECT FIT MSL/MAXIMUM Muffler... 700028

NA-Not Available. NR-Not Required. FL-Remove and Re-Use Old Flange. ● Golden Warehouse. O.E.-Original Equipment.
 # Airtube Kit [4948] may be required to complete installation. EFI-Electronic Fuel Injection.

[98] Refer to current Catalytic Converter catalog or Website catalog for availability. [958] Federal & California Emission vehicles. Not legal for sale for vehicles licensed in California.

DODGE DAKOTA

90-92	4 Cyl.	Dakota; 112" W.B.; 2.5L (153) Engine; with Converter; 2 W.D.	(30803)
1989	4 Cyl.	Dakota; 112" W.B.; 2.5L (153) Engine; with Converter; 2 W.D., 4 W.D.	
87-88	4 Cyl.	Dakota; 112" W.B.; 2.2L (135) Engine; with Converter; 2 W.D., 4 W.D.	



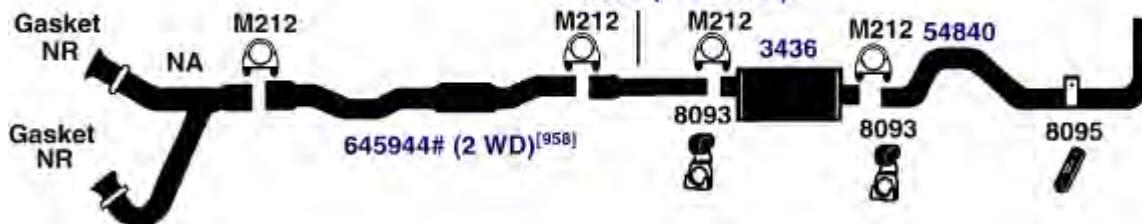
DIRECT FIT MSL/MAXIMUM Muffler... 700075, UNIVERSAL FIT MSL/MAXIMUM Muffler... 6503, Silentone DIY Muffler... 5555

89-92	4 Cyl.	Dakota; 124" W.B.; 2.5L (153) Engine; with Converter; 2 W.D., 4 W.D. (1989 Only)	(30801)
87-88	4 Cyl.	Dakota; 124" W.B.; 2.2L (135) Engine; with Converter; 2 W.D., 4 W.D.	



DIRECT FIT MSL/MAXIMUM Muffler... 700075, UNIVERSAL FIT MSL/MAXIMUM Muffler... 6503, Silentone DIY Muffler... 5555

1991	6 Cyl.	Dakota; 124", W.B.; Club Cab; 131" W.B.; 3.9L (239) Engine; 2 W.D., 4 W.D.	(30855)
		27875 (2 W.D., 124" W.B.) 18077 (4 W.D., 124" W.B.) 28391 (131" W.B.)	



DIRECT FIT MSL/MAXIMUM Muffler... 700277

NA-Not Available. NR-Not Required. FL-Remove and Re-Use Old Flange. ● Golden Warehouse. O.E.-Original Equipment.
Airtube Kit [4948] may be required to complete installation. EFI-Electronic Fuel Injection.

[958] Federal & California Emission vehicles. Not legal for sale for vehicles licensed in California.

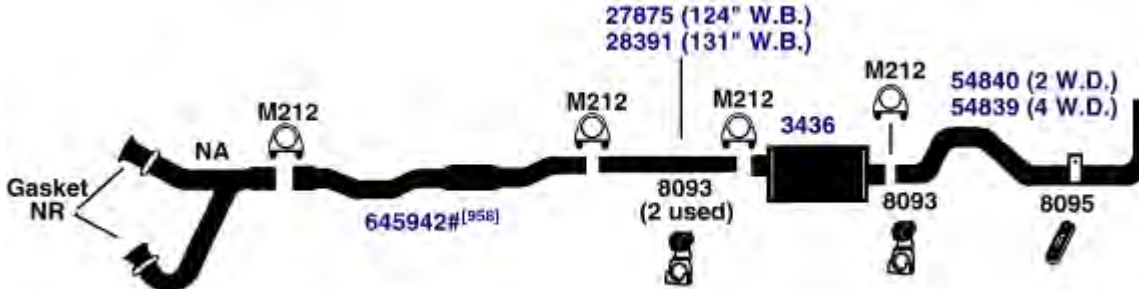
DODGE DAKOTA

(30856) 1991 6 Cyl. Dakota; 112" W.B.; 3.9L (239) Engine; 2 W.D., 4 W.D.



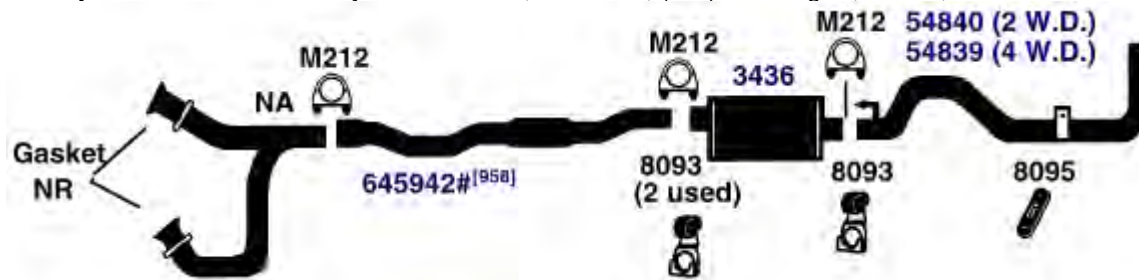
DIRECT FIT MSL/MAXIMUM Muffler... 700277

(24451) 1991 8 Cyl. Dakota; 124" W.B.; (318) 5.2L Engine; 2 W.D., 4 W.D.
 1991 8 Cyl. Dakota Club Cab; 131" W.B.; (318) 5.2L Engine; 2 W.D., 4 W.D.



DIRECT FIT MSL/MAXIMUM Muffler... 700277

(24452) 1991 8 Cyl. Dakota; 112" W.B.; (318) 5.2L Engine; 2 W.D., 4 W.D.



DIRECT FIT MSL/MAXIMUM Muffler... 700277

NA-Not Available. NR-Not Required. FL-Remove and Re-Use Old Flange. ● Golden Warehouse. O.E.-Original Equipment.
 # Airtube Kit [4948] may be required to complete installation. EFI-Electronic Fuel Injection.

[958] Federal & California Emission vehicles. Not legal for sale for vehicles licensed in California.

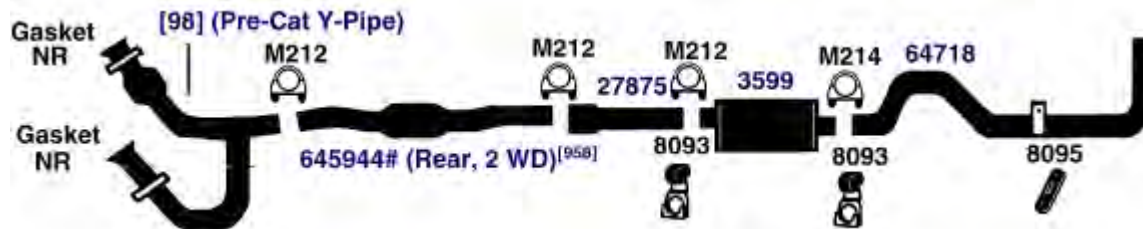
1990 6 Cyl. Dakota; 112"; W.B.; 3.9L (239) Engine; with Converter; 2 W.D., 4 W.D.

(30853)



DIRECT FIT MSL/MAXIMUM Muffler... 700020, Silentone DIY Muffler... 5561

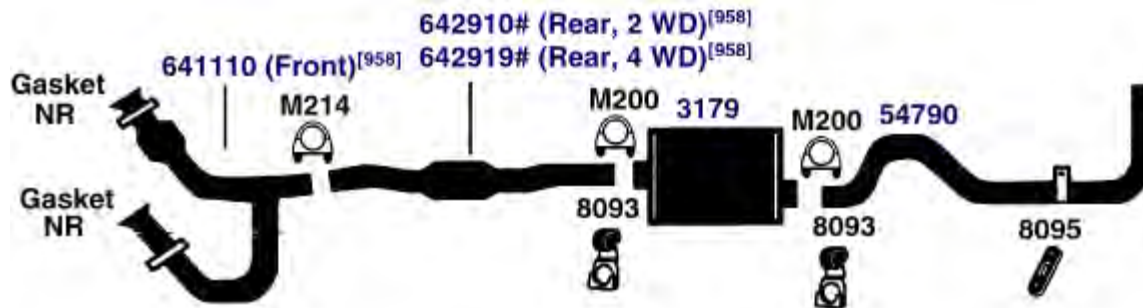
1990 6 Cyl. Dakota, Dakota Club Cab; 124", 131" W.B.; 3.9L (239) Engine; with Converter; 2 W.D., 4 W.D. **(30852)**



DIRECT FIT MSL/MAXIMUM Muffler... 700020, Silentone DIY Muffler... 5561

87-89 6 Cyl. Dakota; 112" W.B.; 3.9L (239) Engine; with Converter; 2 W.D., 4 W.D.

(30850)



DIRECT FIT MSL/MAXIMUM Muffler... 700075, UNIVERSAL FIT MSL/MAXIMUM Muffler... 6503, Silentone DIY Muffler... 5555

NA-Not Available. NR-Not Required. FL-Remove and Re-Use Old Flange. ● Golden Warehouse. O.E.-Original Equipment.

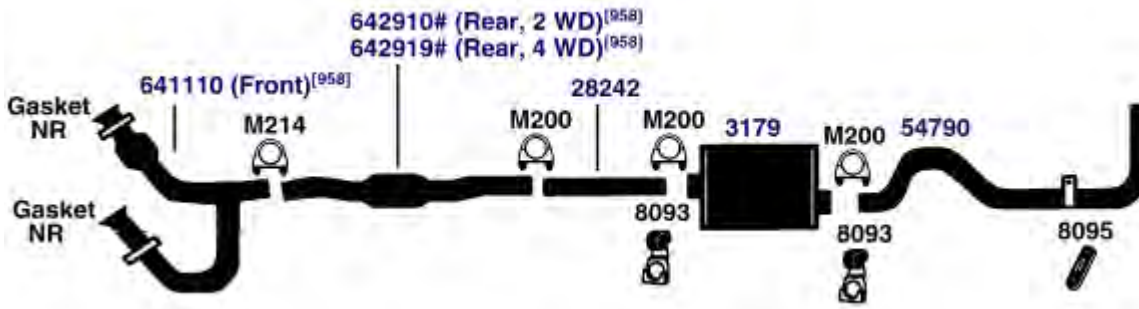
Airtube Kit [4948] may be required to complete installation. EFI-Electronic Fuel Injection.

[98] Refer to current Catalytic Converter catalog or Website catalog for availability.

[958] Federal & California Emission vehicles. Not legal for sale for vehicles licensed in California.

DODGE DAKOTA

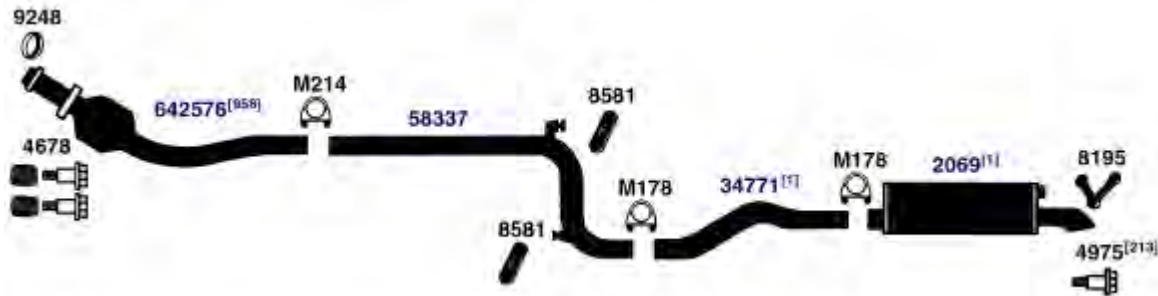
(30851) 87-89 6 Cyl. Dakota; 124" W.B.; 3.9L (239) Engine; with Converter; 2 W.D., 4 W.D.



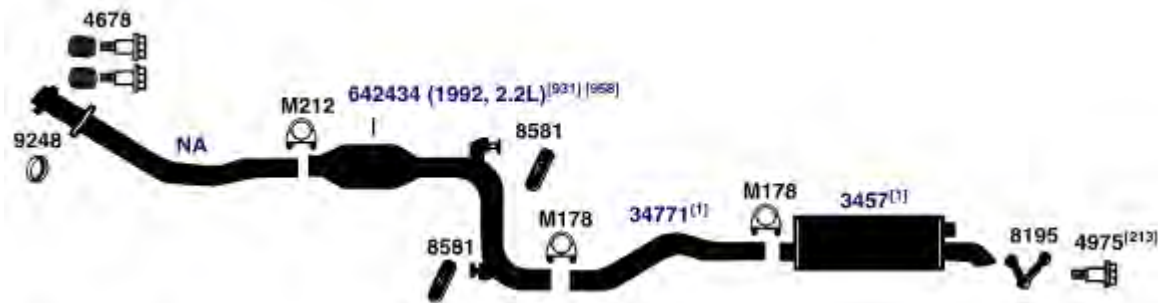
DIRECT FIT MSL/MAXIMUM Muffler... 700075, UNIVERSAL FIT MSL/MAXIMUM Muffler... 6503, Silentone DIY Muffler... 5555

DODGE DAYTONA

(4590) 1993 6 Cyl. Daytona IROC, 3.0L EFI Engine, with Catalytic Converter
1992 6 Cyl. Daytona ES, 3.0L EFI Engine, with Catalytic Converter



(4589) 92-93 4 Cyl. Daytona IROC R/T, 2.2L EFI Turbo Engine (135), with Catalytic Converter
1991 6 Cyl. Daytona, 3.0L EFI Engine (181), with Catalytic Converter



UNIVERSAL FIT MSL/MAXIMUM Muffler... 6581

NA-Not Available. NR-Not Required. FL-Remove and Re-Use Old Flange. ● Golden Warehouse. O.E.-Original Equipment.
Airtube Kit [4948] may be required to complete installation. EFI-Electronic Fuel Injection.

[1] OE system was a welded assembly. It is recommended that all parts noted [1] should be replaced.

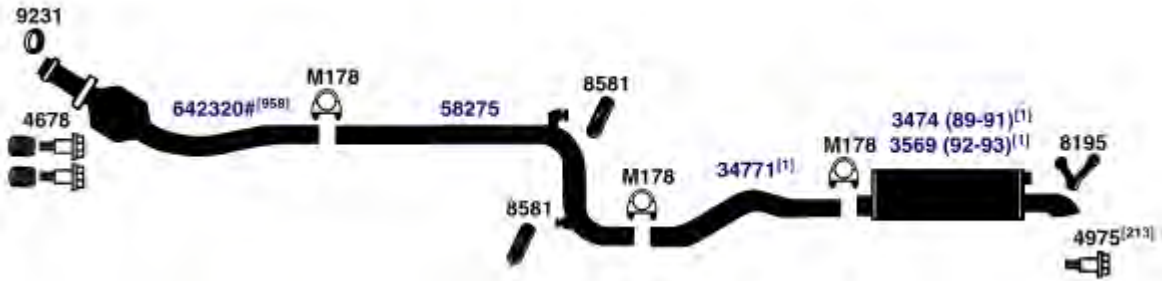
[98] Refer to current Catalytic Converter catalog or Website catalog for availability.

[213] Required for installation on 1993 models.

[931] This unit was designed to fit many applications. Measurement of the old unit and cutting of new unit is required.

[958] Federal & California Emission vehicles. Not legal for sale for vehicles licensed in California.

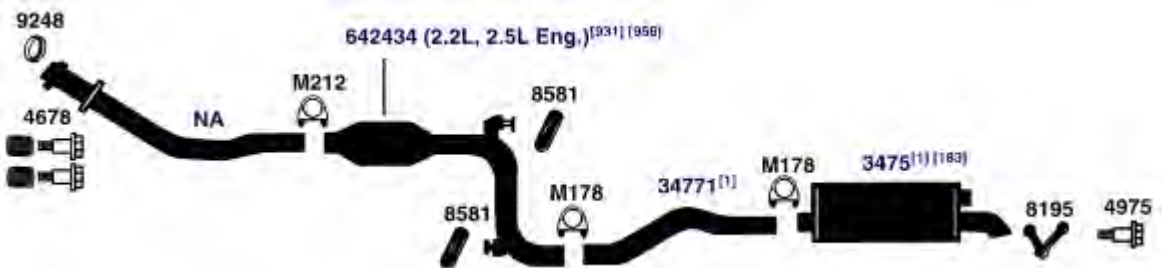
89-93 4 Cyl. Daytona, 2.5L EFI Engine (153), with Catalytic Converter; except Turbo **(4588)**



UNIVERSAL FIT MSL/MAXIMUM Muffler... 89-91- 6565, Silentone DIY Muffler... 92-93- 5563 and 14636 Spout, 89-91- 5563 and 14636 Spout

89-91 4 Cyl. Daytona, Shelby Daytona; 2.2L EFI Turbo II Intercooled Engine, 2.5L Turbo I Engine (135, 153); with Catalytic Converter **(4587)**

1990 6 Cyl. Daytona, 3.0L EFI Engine, (181); with Catalytic Converter



UNIVERSAL FIT MSL/MAXIMUM Muffler... 6581

87-88 4 Cyl. Daytona, Daytona Pacifica; 2.2L EFI Turbo I Engine; with Catalytic Converter **(4586)**

87-88 4 Cyl. Shelby Daytona, 2.2L EFI Turbo I Engine, 2.2L EFI Turbo II Intercooled Engine; with Catalytic Converter



UNIVERSAL FIT MSL/MAXIMUM Muffler... 6581

NA-Not Available. NR-Not Required. FL-Remove and Re-Use Old Flange. ● Golden Warehouse. O.E.-Original Equipment.
Airtube Kit [4948] may be required to complete installation. EFI-Electronic Fuel Injection.

[1] OE system was a welded assembly. It is recommended that all parts noted [1] should be replaced.

[11] Spout on O.E. muffler is 2 1/2" x 5" oval. Replacement muffler has dual 2" O.D. spouts.

[98] Refer to current Catalytic Converter catalog or Website catalog for availability.

[183] On 1990 2.5L models, O.E. muffler has a single outlet with attaching tailpipe that exits out right side of vehicle.

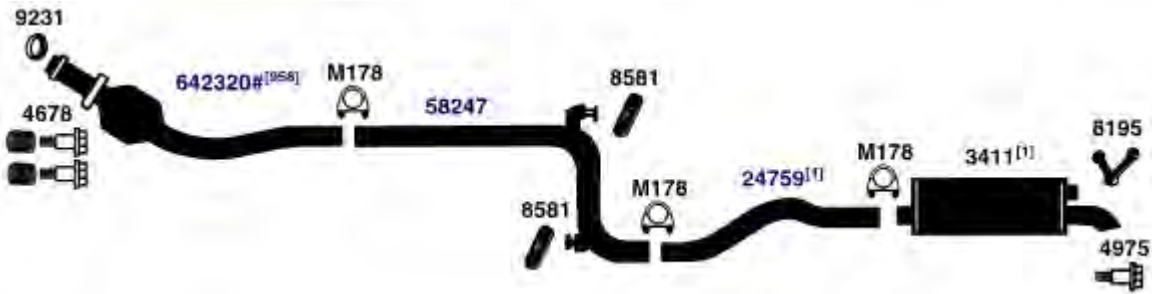
[213] Required for installation on 1993 models.

[931] This unit was designed to fit many applications. Measurement of the old unit and cutting of new unit is required.

[958] Federal & California Emission vehicles. Not legal for sale for vehicles licensed in California.

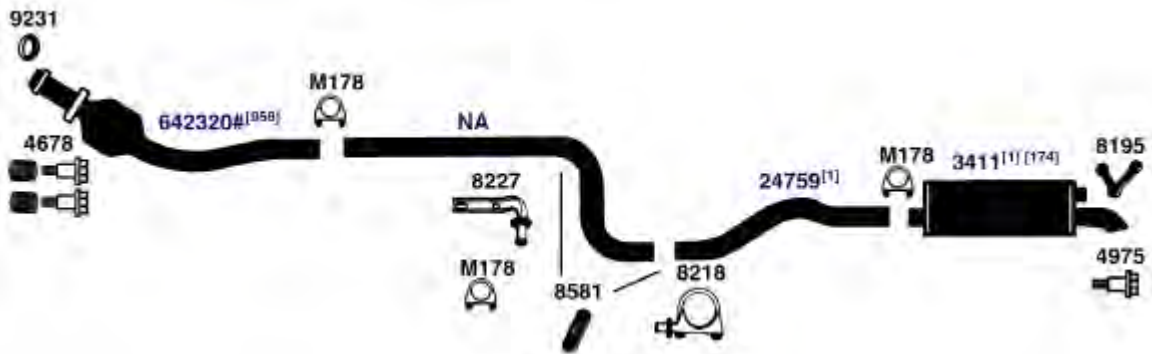
DODGE DAYTONA

(4583) 87-88 4 Cyl. Daytona, 2.5L EFI Engine; with Catalytic Converter
 1986 4 Cyl. Daytona, 2.2L EFI (except Turbocharger), 2.5L EFI Engine; with Catalytic Converter



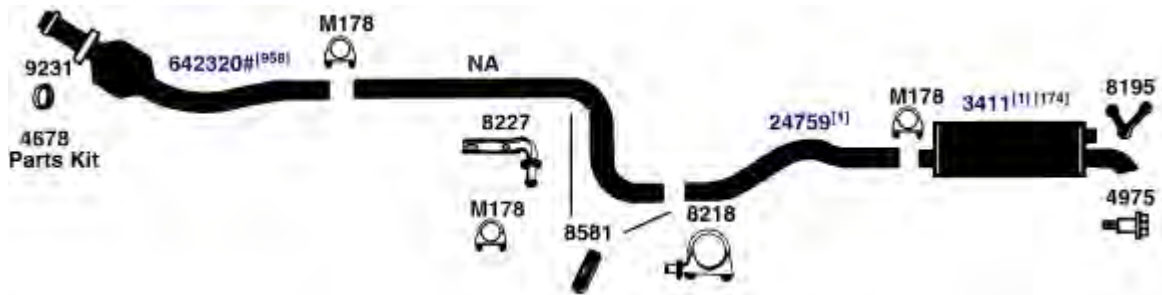
DIRECT FIT MSL/MAXIMUM Muffler... 700124, UNIVERSAL FIT MSL/MAXIMUM Muffler... 6565, Silentone DIY Muffler... 5563 and 14636 Spout

(4580) 1985 4 Cyl. Daytona, 2.2L EFI Engine; with Catalytic Converter; except Turbo



DIRECT FIT MSL/MAXIMUM Muffler... 700124, UNIVERSAL FIT MSL/MAXIMUM Muffler... 6565, Silentone DIY Muffler... 5563 and 14636 Spout

(4580E) 1984 4 Cyl. Daytona, 2.2L EFI Engine; with Catalytic Converter; except Turbo



DIRECT FIT MSL/MAXIMUM Muffler... 700124, UNIVERSAL FIT MSL/MAXIMUM Muffler... 6565, Silentone DIY Muffler... 5563 and 14636 Spout

NA-Not Available. NR-Not Required. FL-Remove and Re-Use Old Flange. ● Golden Warehouse. O.E.-Original Equipment.

Airtube Kit [4948] may be required to complete installation. EFI-Electronic Fuel Injection.

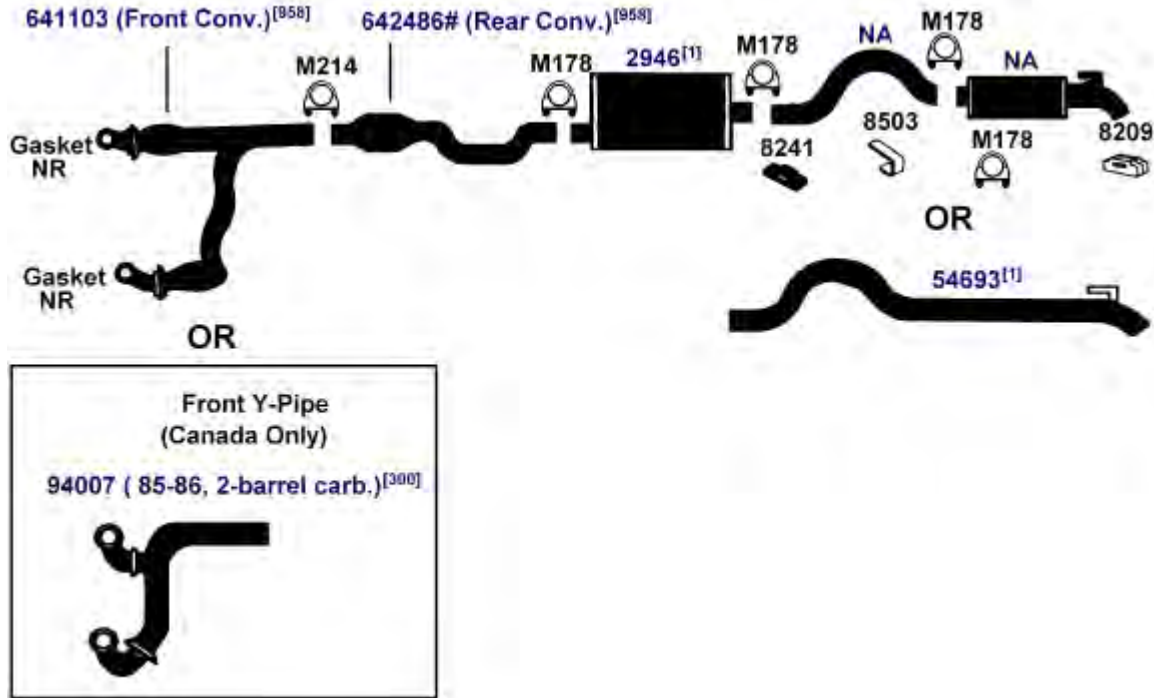
[1] OE system was a welded assembly. It is recommended that all parts noted [1] should be replaced.

[958] Federal & California Emission vehicles. Not legal for sale for vehicles licensed in California.

[174] Spout on O.E. muffler is 2 1/2" x 5" oval. Spout on replacement muffler is 2" O.D.

85-89 8 Cyl. Diplomat, 318 Engine (5.2L); 4-Door; with Catalytic Converter

(4630)



DIRECT FIT MSL/MAXIMUM Muffler... Front Muffler- 700053, UNIVERSAL FIT MSL/MAXIMUM Muffler... Front Muffler- 6503, 709008, Silentone DIY Muffler... Front Muffler- 5511

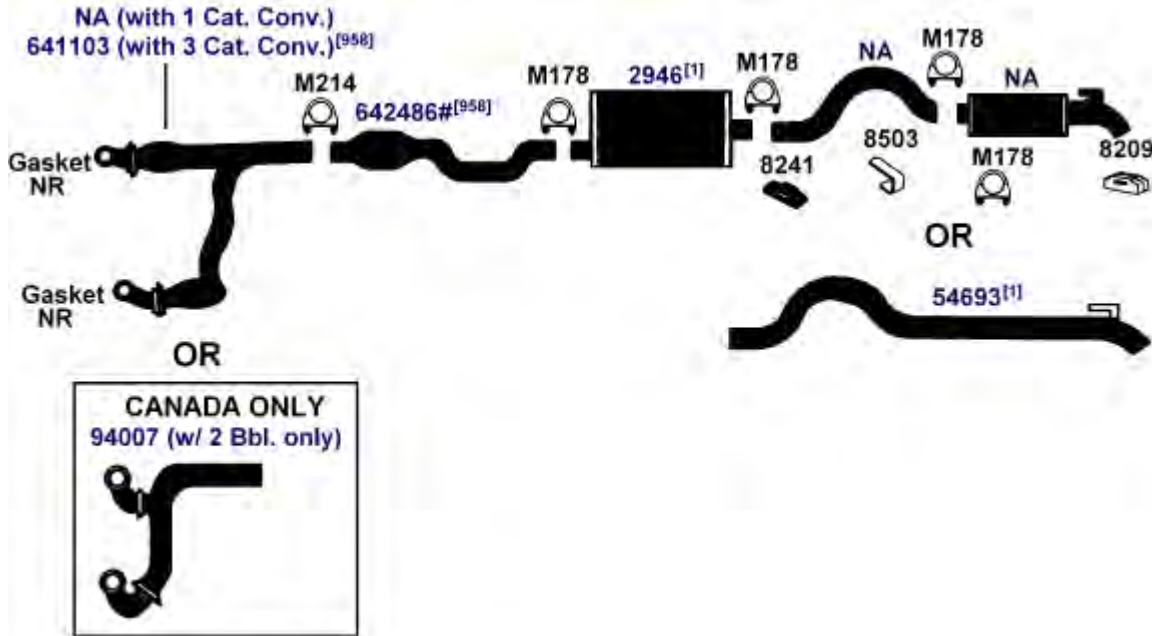
NA-Not Available. NR-Not Required. FL-Remove and Re-Use Old Flange. ● Golden Warehouse. O.E.-Original Equipment.
Airtube Kit [4948] may be required to complete installation. EFI-Electronic Fuel Injection.

[1] OE system was a welded assembly. It is recommended that all parts noted [1] should be replaced. [958] Federal & California Emission vehicles. Not legal for sale for vehicles licensed in California.

[300] For use when resonator originated from O.E. manufacturer.

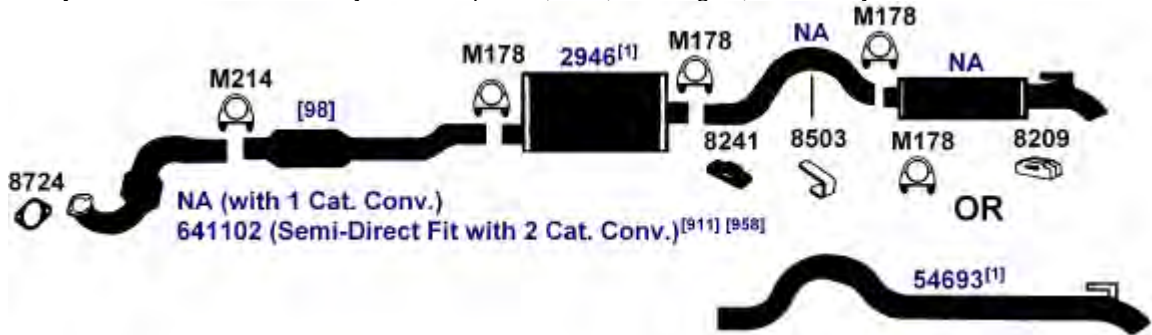
DODGE DIPLOMAT

(4630E) 83-84 8 Cyl. Diplomat, 4-Door; 318 Engine (5.2L); with three Catalytic Converters
 1982 8 Cyl. Diplomat; 5.2L, 318 Engine; with three Catalytic Converters



DIRECT FIT MSL/MAXIMUM Muffler... Front Muffler- 700053, UNIVERSAL FIT MSL/MAXIMUM Muffler... Front Muffler- 6503, 709008, Silentone DIY Muffler... Front Muffler- 5511

(4628) 81-83 6 Cyl. Diplomat, 3.7L, 225 Engine; with Catalytic Converter



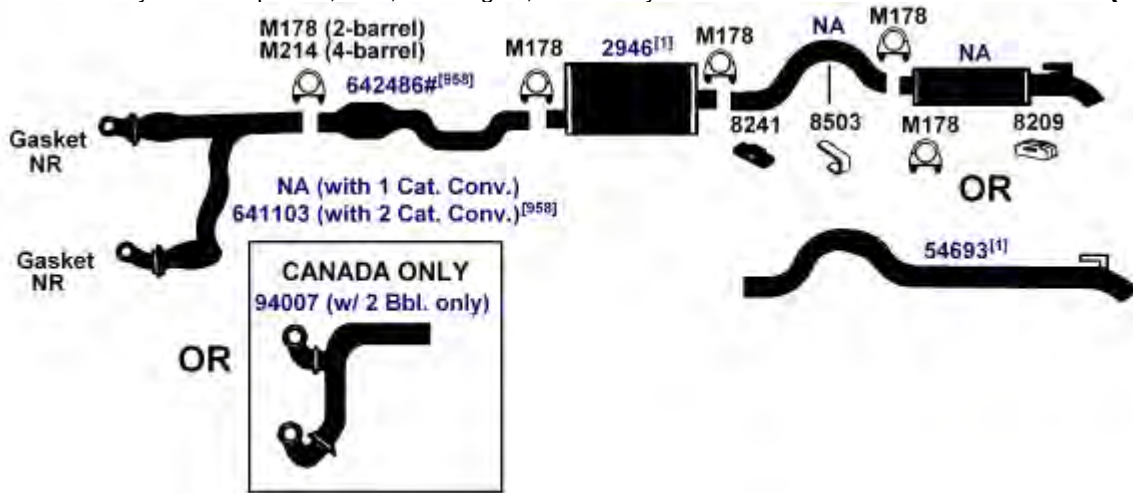
DIRECT FIT MSL/MAXIMUM Muffler... Front Muffler- 700053, UNIVERSAL FIT MSL/MAXIMUM Muffler... Front Muffler- 6503, 709008, Silentone DIY Muffler... Front Muffler- 5511

NA-Not Available. NR-Not Required. FL-Remove and Re-Use Old Flange. ● Golden Warehouse. O.E.-Original Equipment.
 # Airtube Kit [4948] may be required to complete installation. EFI-Electronic Fuel Injection.

[1] OE system was a welded assembly. It is recommended that all parts noted [1] should be replaced.
 [98] Refer to current Catalytic Converter catalog or Website catalog for availability.

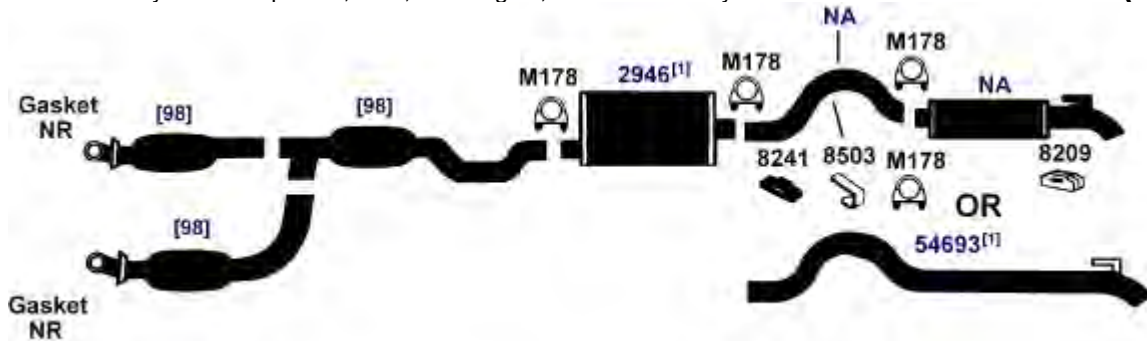
[911] Semi-Direct Fit converter. Fabrication required.
 [958] Federal & California Emission vehicles. Not legal for sale for vehicles licensed in California.

81-82 8 Cyl. Diplomat, 5.2L, 318 Engine; with Catalytic Converter **(4622)**



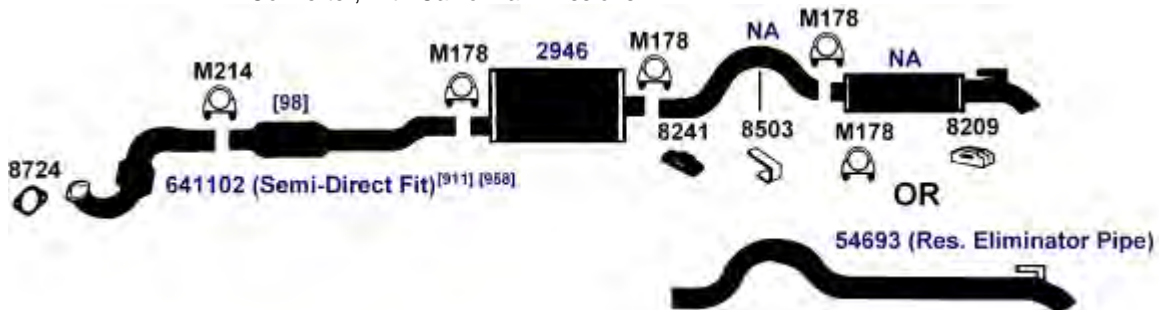
DIRECT FIT MSL/MAXIMUM Muffler... Front Muffler- 700053, UNIVERSAL FIT MSL/MAXIMUM Muffler... Front Muffler- 6503, 709008, Silentone DIY Muffler... Front Muffler- 5511

1981 8 Cyl. Diplomat, 5.2L, 318 Engine; with three Catalytic Converters **(4620)**



DIRECT FIT MSL/MAXIMUM Muffler... Front Muffler- 700053, UNIVERSAL FIT MSL/MAXIMUM Muffler... Front Muffler- 6503, 709008, Silentone DIY Muffler... Front Muffler- 5511

79-80 6 Cyl. Diplomat, 225 Engine, 2-barrel Carb., with Mini-Ox Converter, with Catalytic Converter, with California Emissions **(4617)**



DIRECT FIT MSL/MAXIMUM Muffler... Front Muffler- 700053, UNIVERSAL FIT MSL/MAXIMUM Muffler... Front Muffler- 6503, 709008, Silentone DIY Muffler... Front Muffler- 5511

NA-Not Available. NR-Not Required. FL-Remove and Re-Use Old Flange. ● Golden Warehouse. O.E.-Original Equipment.
Airtube Kit [4948] may be required to complete installation. EFI-Electronic Fuel Injection.

[1] OE system was a welded assembly. It is recommended that all parts noted [1] should be replaced.

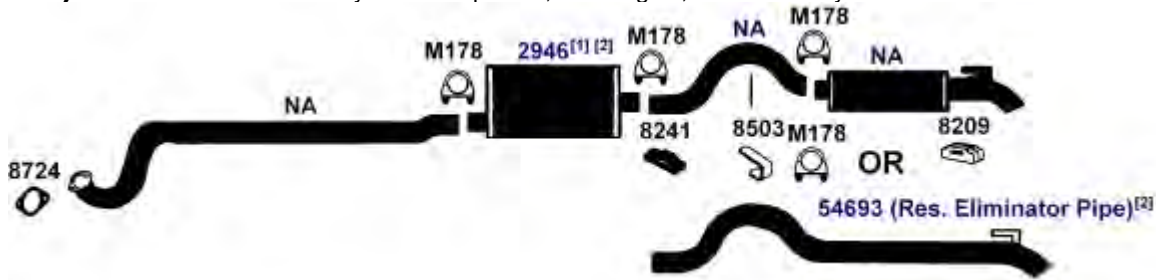
[98] Refer to current Catalytic Converter catalog or Website catalog for availability.

[911] Semi-Direct Fit converter. Fabrication required.

[958] Federal & California Emission vehicles. Not legal for sale for vehicles licensed in California.

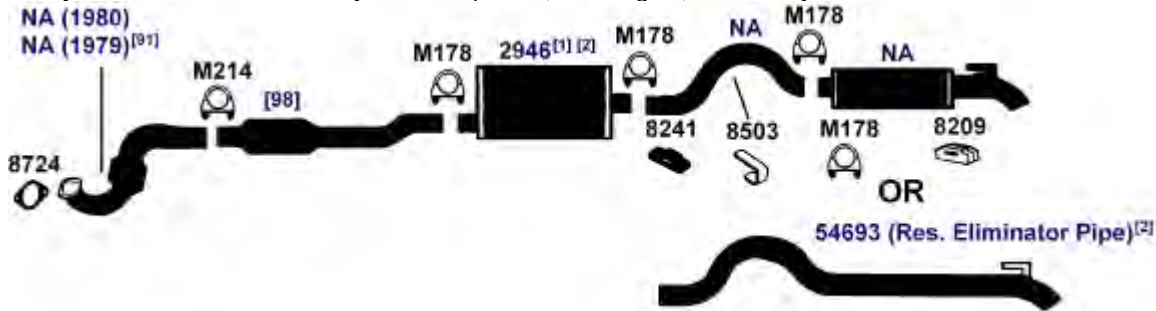
DODGE DIPLOMAT

(4619) 79-80 6 Cyl. Diplomat, 225 Engine; without Catalytic Converter



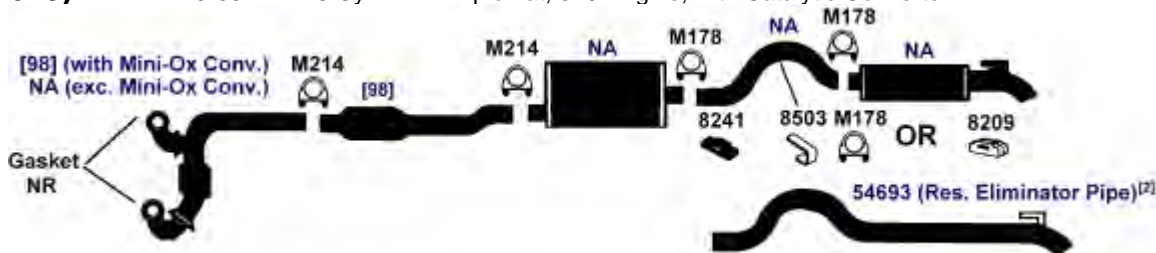
DIRECT FIT MSL/MAXIMUM Muffler... Front Muffler- 700053, UNIVERSAL FIT MSL/MAXIMUM Muffler... Front Muffler- 6503, 709008, Silentone DIY Muffler... Front Muffler- 5511

(4618) 79-80 6 Cyl. Diplomat, 225 Engine, with Catalytic Converter



DIRECT FIT MSL/MAXIMUM Muffler... Front Muffler- 700053, UNIVERSAL FIT MSL/MAXIMUM Muffler... Front Muffler- 6503, 709008, Silentone DIY Muffler... Front Muffler- 5511

(4613) 79-80 8 Cyl. Diplomat, 318 Engine, with Catalytic Converter



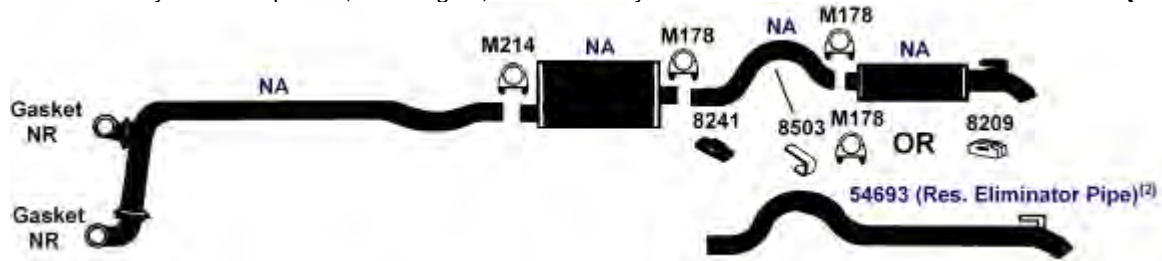
UNIVERSAL FIT MSL/MAXIMUM Muffler... Front Muffler- 6504, Silentone DIY Muffler... Front Muffler- 5502

NA-Not Available. NR-Not Required. FL-Remove and Re-Use Old Flange. ● Golden Warehouse. O.E.-Original Equipment.
Airtube Kit [4948] may be required to complete installation. EFI-Electronic Fuel Injection.

- [1] OE system was a welded assembly. It is recommended that all parts noted [1] should be replaced.
- [2] May be necessary to replace all noted [2] parts.

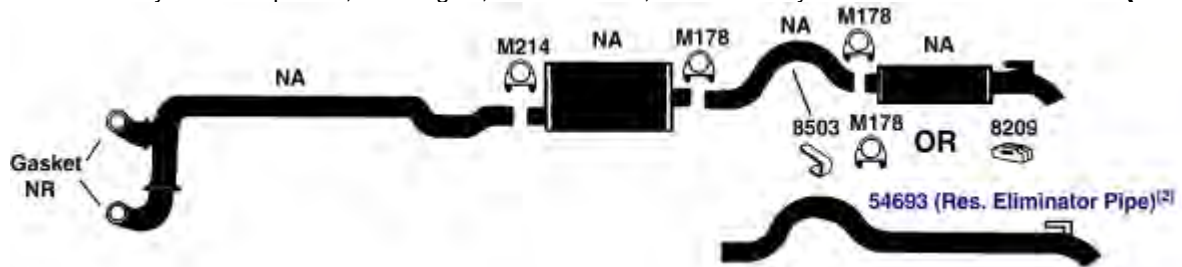
- [91] May require removal of plug for connection to models with air pump.
- [98] Refer to current Catalytic Converter catalog or Website catalog for availability.

79-80 8 Cyl. Diplomat, 318 Engine, without Catalytic Converter **(4614)**



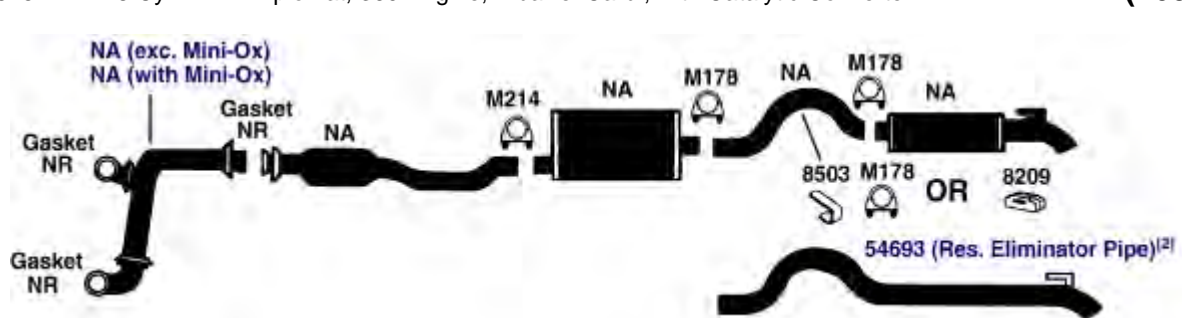
UNIVERSAL FIT MSL/MAXIMUM Muffler... Front Muffler- 6504, Silentone DIY Muffler... Front Muffler- 5502

1979 8 Cyl. Diplomat, 360 Engine, 2-barrel Carb., without Catalytic Converter **(4610)**



UNIVERSAL FIT MSL/MAXIMUM Muffler... Front Muffler- 6504, Silentone DIY Muffler... Front Muffler- 5502

1979 8 Cyl. Diplomat, 360 Engine, 2-barrel Carb., with Catalytic Converter **(4609)**



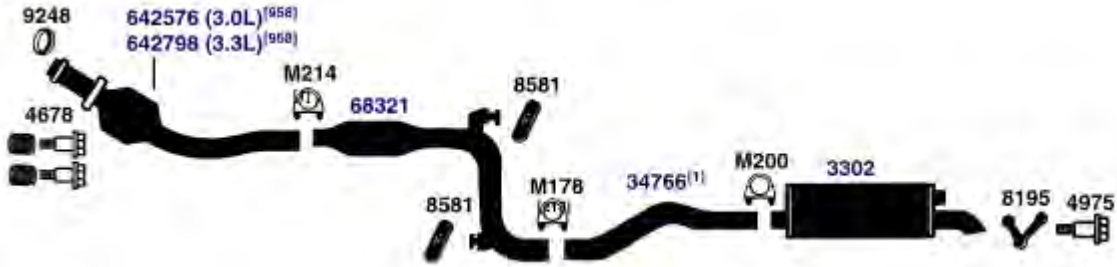
UNIVERSAL FIT MSL/MAXIMUM Muffler... Front Muffler- 6504, Silentone DIY Muffler... Front Muffler- 5502

NA-Not Available. NR-Not Required. FL-Remove and Re-Use Old Flange. ● Golden Warehouse. O.E.-Original Equipment.
Airtube Kit [4948] may be required to complete installation. EFI-Electronic Fuel Injection.

- [1] OE system was a welded assembly. It is recommended that all parts noted [1] [98] Refer to current Catalytic Converter catalog or Website catalog for availability. should be replaced.
- [2] May be necessary to replace all noted [2] parts.

DODGE DYNASTY

(11053) 92-93 6 Cyl. Dynasty, 3.0L, 3.3L EFI Engine (181, 201); with Catalytic Converter



DIRECT FIT MSL/MAXIMUM Muffler... 700106, UNIVERSAL FIT MSL/MAXIMUM Muffler... 6529, 709993

(11051) 88-93 4 Cyl. Dynasty, 2.5L, EFI Engine (153), with Catalytic Converter



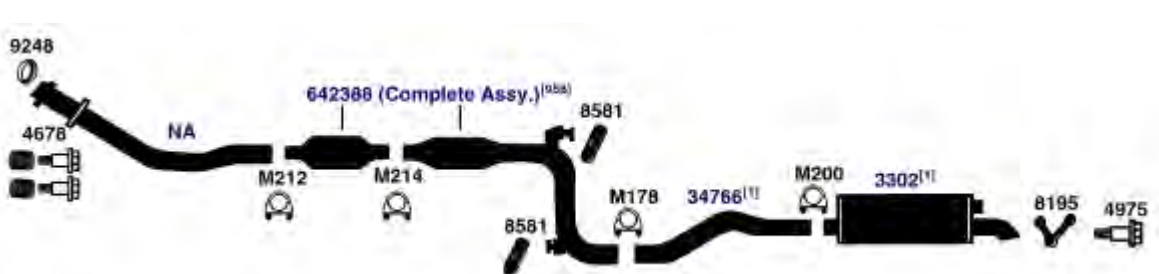
DIRECT FIT MSL/MAXIMUM Muffler... 700106, UNIVERSAL FIT MSL/MAXIMUM Muffler... 6529, 709993

(11052) 90-91 6 Cyl. Dynasty, 3.3L, EFI Engine (201); with Catalytic Converter



DIRECT FIT MSL/MAXIMUM Muffler... 700106, UNIVERSAL FIT MSL/MAXIMUM Muffler... 6529, 709993

(11050) 88-91 6 Cyl. Dynasty, 3.0L, EFI Engine (181); with Catalytic Converter



DIRECT FIT MSL/MAXIMUM Muffler... 700106, UNIVERSAL FIT MSL/MAXIMUM Muffler... 6529, 709993

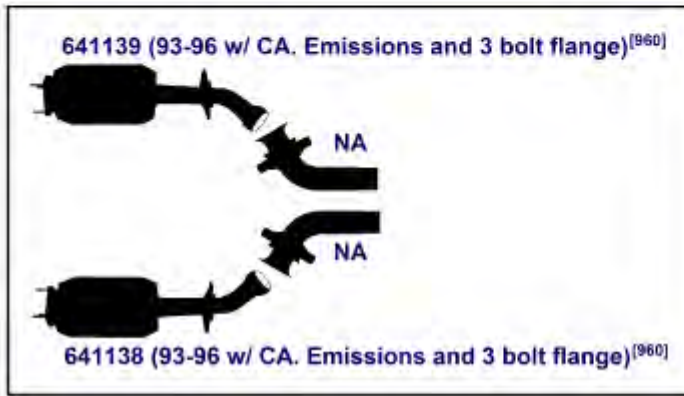
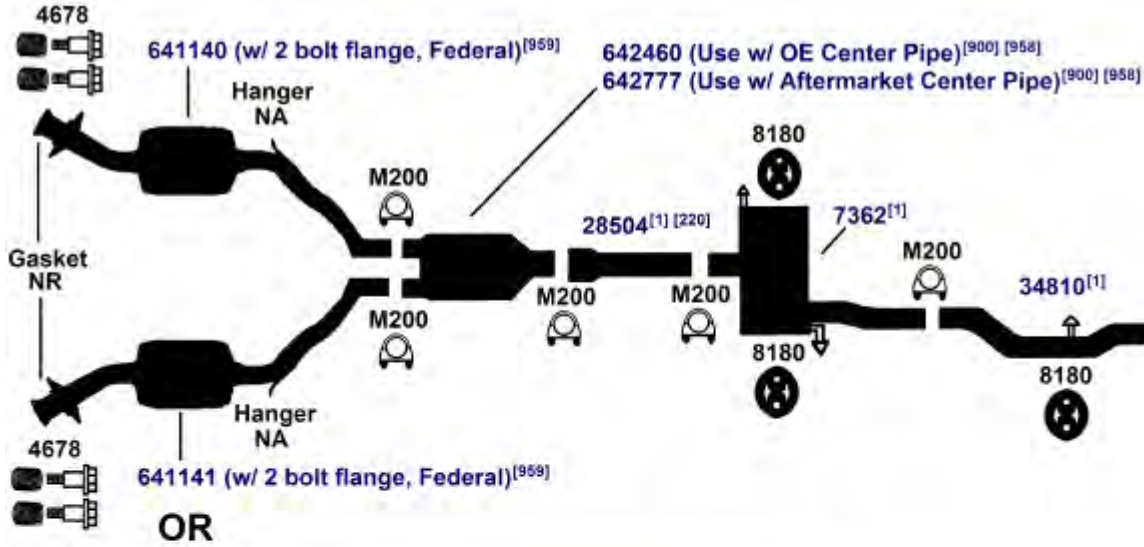
NA-Not Available. NR-Not Required. FL-Remove and Re-Use Old Flange. ● Golden Warehouse. O.E.-Original Equipment.
Airtube Kit [4948] may be required to complete installation. EFI-Electronic Fuel Injection.

[1] OE system was a welded assembly. It is recommended that all parts noted [1] should be replaced. [958] Federal & California Emission vehicles. Not legal for sale for vehicles licensed in California.

[213] Required for installation on 1993 models.

93-94 6 Cyl. Intrepid, 3.3L Engine (201); with Catalytic Converter

(14326)



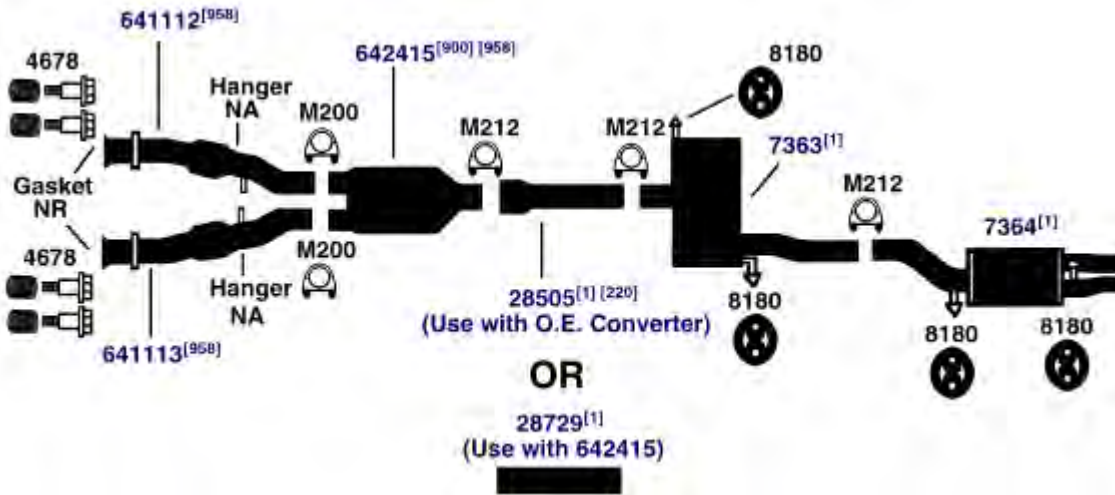
NA-Not Available. NR-Not Required. FL-Remove and Re-Use Old Flange. ● Golden Warehouse. O.E.-Original Equipment.
Airtube Kit [4948] may be required to complete installation. EFI-Electronic Fuel Injection.

[1] OE system was a welded assembly. It is recommended that all parts noted [1] should be replaced.
[220] The O.E. extension pipe must be cut off 4" behind the pipe to converter weld.
[900] Direct fit converter may require resizing, cutting or bushing.

[958] Federal & California Emission vehicles. Not legal for sale for vehicles licensed in California.
[959] Federal Emission vehicles. Not legal for sale for vehicles licensed in California.
[960] California Emission vehicles licensed in states other than California. Not legal for sale for vehicles licensed in California.

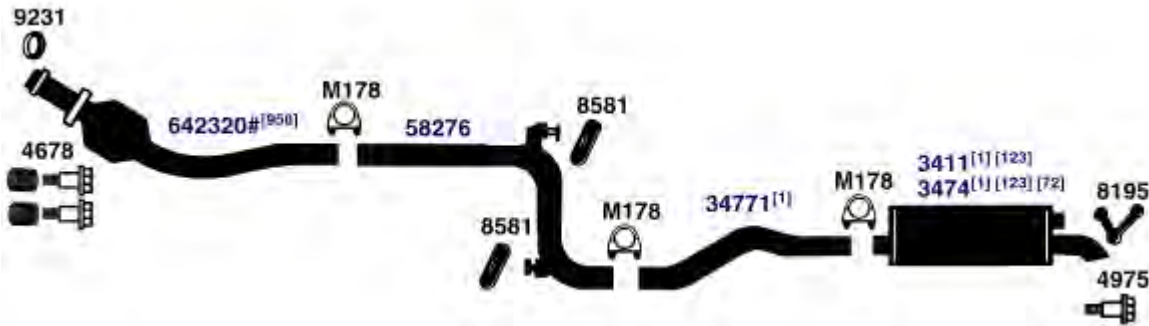
DODGE INTREPID

(14325) 93-94 6 Cyl. Intrepid, 3.5L Engine (216); with Catalytic Converter



DODGE LANCER

(4686) 1989 4 Cyl. Lancer; 2.5L EFI Engine (153); with Catalytic Converter, except Turbocharger



DIRECT FIT MSL/MAXIMUM Muffler... Muffler (3411)- 700124, UNIVERSAL FIT MSL/MAXIMUM Muffler... Muffler (3411)- 6565, Muffler (3474)- 6565, Silentone DIY Muffler... Muffler (3411)- 5563 and 14636 Spout, Muffler (3474)- 5563 and 14636 Spout

(4687) 1989 4 Cyl. Lancer; 2.2L EFI Turbo II Intercooled Engine (except Shelby Lancer), 2.5L EFI Turbo I Engine (135, 153); with Catalytic Converter



UNIVERSAL FIT MSL/MAXIMUM Muffler... Muffler (3270)- 6581, Muffler (3475)- 6581

NA-Not Available. NR-Not Required. FL-Remove and Re-Use Old Flange. ● Golden Warehouse. O.E.-Original Equipment.
Airtube Kit [4948] may be required to complete installation. EFI-Electronic Fuel Injection.

[1] OE system was a welded assembly. It is recommended that all parts noted [1] should be replaced.

[72] Optional muffler.

[98] Refer to current Catalytic Converter catalog or Website catalog for availability.

[123] Spout on O.E. muffler angles toward corner of vehicle. Spout on replacement muffler exits straight.

[142] O.E. muffler has dual spouts that angle toward corner of vehicle. Replacement muffler has dual spouts that exit straight.

[220] The O.E. extension pipe must be cut off 4" behind the pipe to converter weld.

[900] Direct fit converter may require resizing, cutting or bushing.

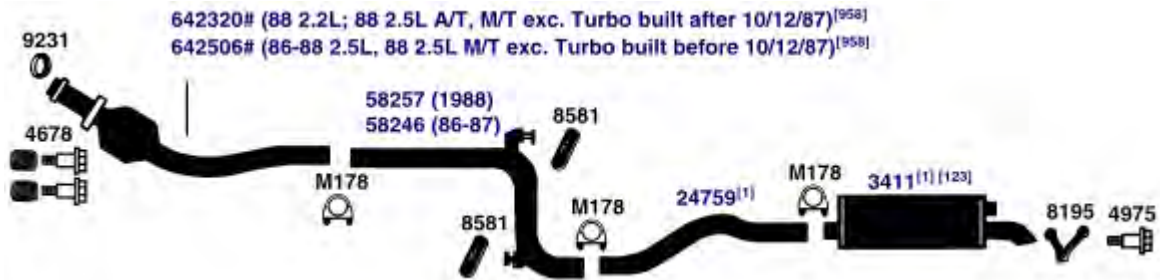
[958] Federal & California Emission vehicles. Not legal for sale for vehicles licensed in California.

87-88 4 Cyl. Lancer; 2.2L EFI Turbo I Engine; with Catalytic Converter **(4685)**



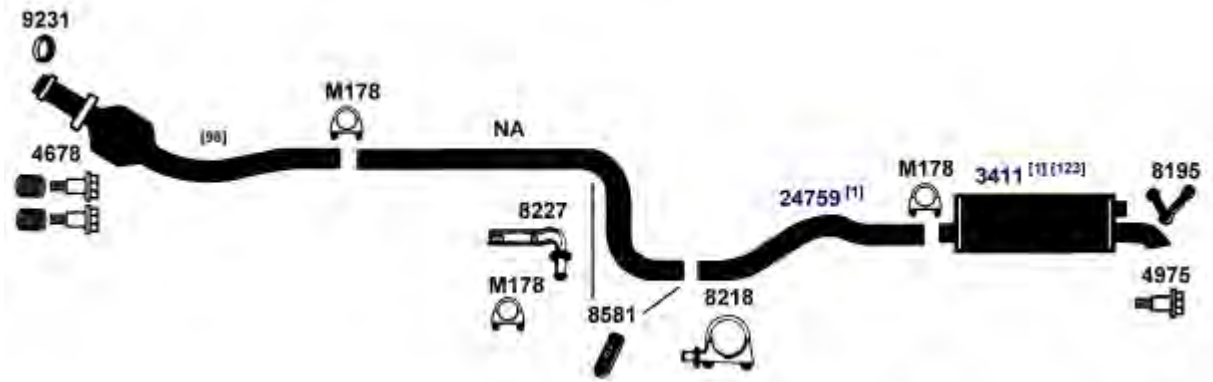
UNIVERSAL FIT MSL/MAXIMUM Muffler... 6581

86-88 4 Cyl. Lancer; 2.2L EFI (except Turbocharger), 2.5L EFI Engine; with Catalytic Converter **(4684)**



DIRECT FIT MSL/MAXIMUM Muffler... 700124, UNIVERSAL FIT MSL/MAXIMUM Muffler... 6565, Silentone DIY Muffler... 5563 and 14636 Spout

1985 4 Cyl. Lancer; 2.2L EFI Engine; 4-Door; with Catalytic Converter, except Turbocharger **(4681)**



DIRECT FIT MSL/MAXIMUM Muffler... 700124, UNIVERSAL FIT MSL/MAXIMUM Muffler... 6565, Silentone DIY Muffler... 5563 and 14636 Spout

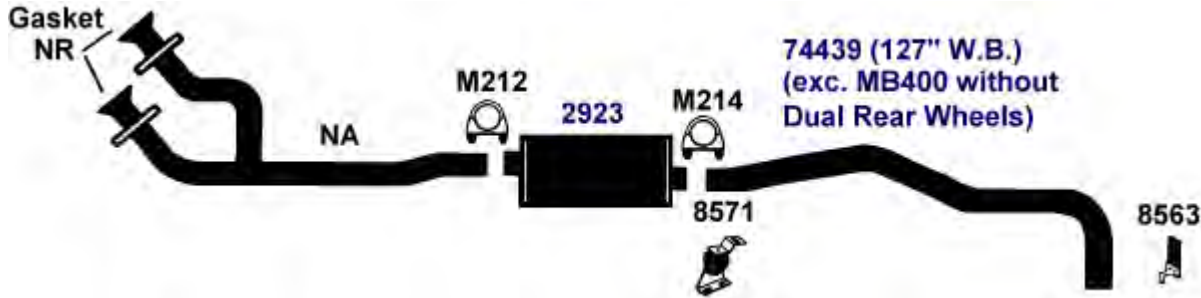
NA-Not Available. NR-Not Required. FL-Remove and Re-Use Old Flange. ● Golden Warehouse. O.E.-Original Equipment.
Airtube Kit [4948] may be required to complete installation. EFI-Electronic Fuel Injection.

[1] OE system was a welded assembly. It is recommended that all parts noted [1] should be replaced.
[98] Refer to current Catalytic Converter catalog or Website catalog for availability.
[123] Spout on O.E. muffler angles toward corner of vehicle. Spout on replacement muffler exits straight.

[142] O.E. muffler has dual spouts that angle toward corner of vehicle. Replacement muffler has dual spouts that exit straight.
[958] Federal & California Emission vehicles. Not legal for sale for vehicles licensed in California.

DODGE M400 SERIES MOTOR HOME

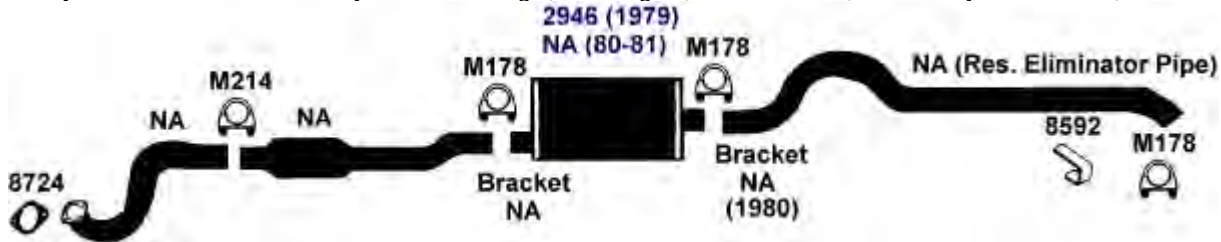
(25917) 1979 8 Cyl. MB400; 360 Engine



DIRECT FIT MSL/MAXIMUM Muffler... 700050, UNIVERSAL FIT MSL/MAXIMUM Muffler... 6510, Silentone DIY Muffler... 5506

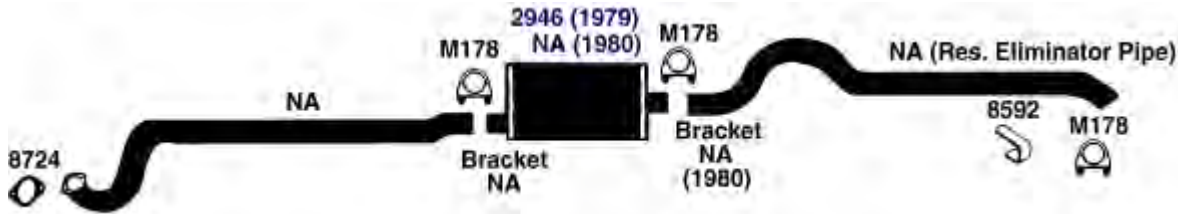
DODGE MAGNUM XE, ST. REGIS

(4164) 79-81 6 Cyl. St. Regis, 225 Engine, 2-barrel Carb., with Catalytic Converter, with Resonator



DIRECT FIT MSL/MAXIMUM Muffler... Front Muffler (1979)- 700053, UNIVERSAL FIT MSL/MAXIMUM Muffler... Front Muffler (1979)- 709008, 6503, Silentone DIY Muffler... Front Muffler (1979)- 5511

(4165) 79-80 6 Cyl. St. Regis, 225 Engine, 2-barrel Carb., without Catalytic Converter, with Resonator



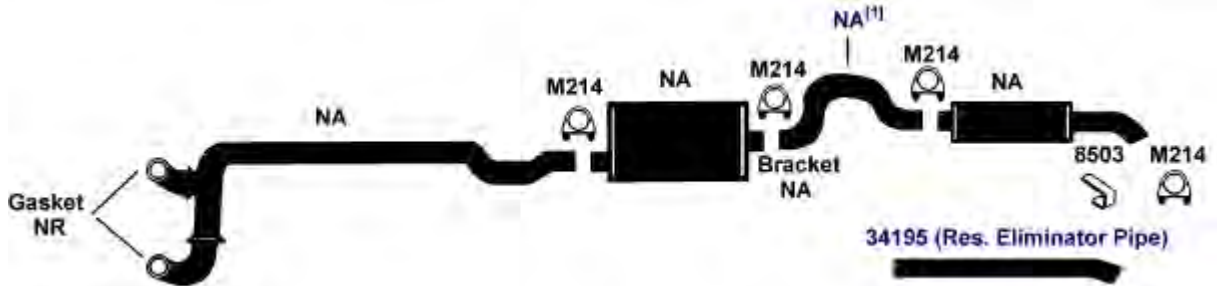
DIRECT FIT MSL/MAXIMUM Muffler... Front Muffler (1979)- 700053, UNIVERSAL FIT MSL/MAXIMUM Muffler... Front Muffler (1979)- 709008, 6503, Silentone DIY Muffler... Front Muffler (1979)- 5511

NA-Not Available. NR-Not Required. FL-Remove and Re-Use Old Flange. ● Golden Warehouse. O.E.-Original Equipment.

Airtube Kit [4948] may be required to complete installation. EFI-Electronic Fuel Injection.

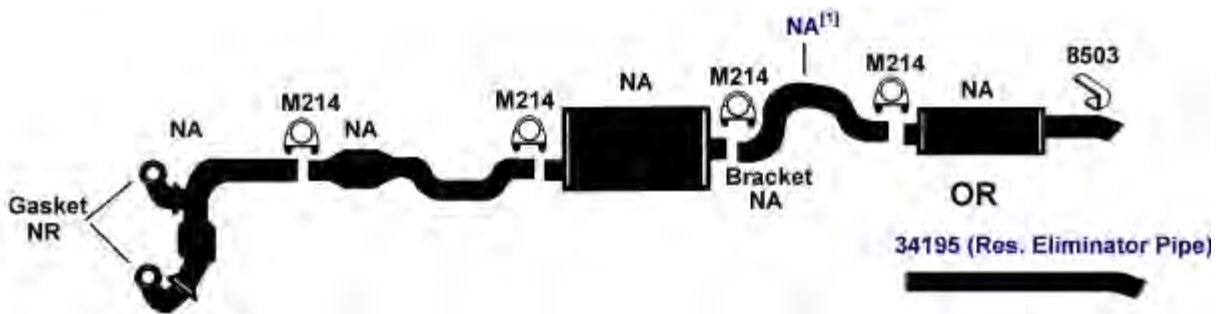
[1] OE system was a welded assembly. It is recommended that all parts noted [1] [98] Refer to current Catalytic Converter catalog or Website catalog for availability. should be replaced.

1979 8 Cyl. Magnum XE, All Models with 360 Engine, 2-barrel Carb., without Catalytic Converter **(4153)**



DIRECT FIT MSL/MAXIMUM Muffler... Front Muffler- 6597, UNIVERSAL FIT MSL/MAXIMUM Muffler... Front Muffler- 6533, 709014, 709992, Silentone DIY Muffler... Front Muffler- 5505

1979 8 Cyl. Magnum XE, All Models with 360 Engine, 2-barrel Carb., with Catalytic Converter **(4152)**



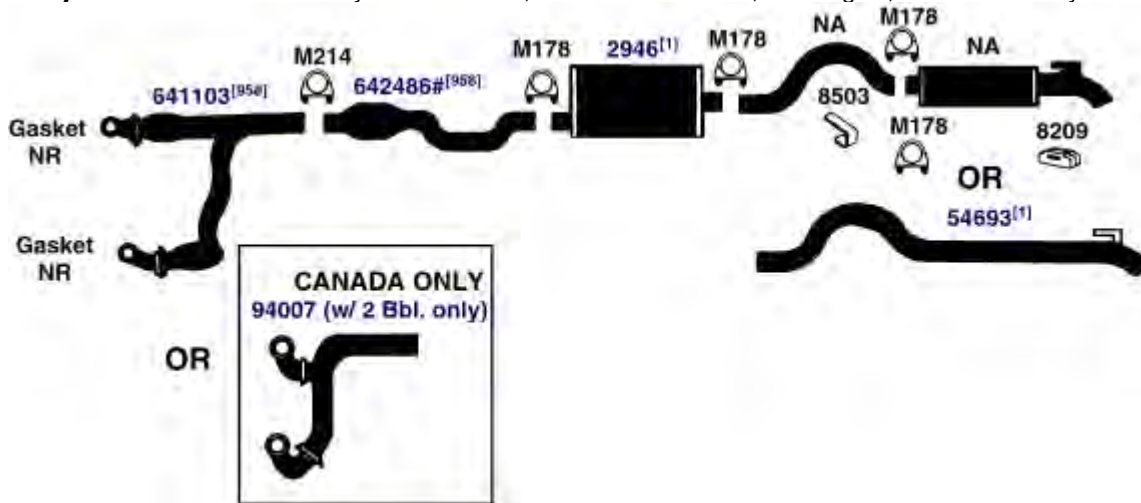
DIRECT FIT MSL/MAXIMUM Muffler... Front Muffler- 6597, UNIVERSAL FIT MSL/MAXIMUM Muffler... Front Muffler- 6533, 709014, 709992, Silentone DIY Muffler... Front Muffler- 5505

NA-Not Available. NR-Not Required. FL-Remove and Re-Use Old Flange. ● Golden Warehouse. O.E.-Original Equipment.
Airtube Kit [4948] may be required to complete installation. EFI-Electronic Fuel Injection.

[1] OE system was a welded assembly. It is recommended that all parts noted [1] [98] Refer to current Catalytic Converter catalog or Website catalog for availability. should be replaced.

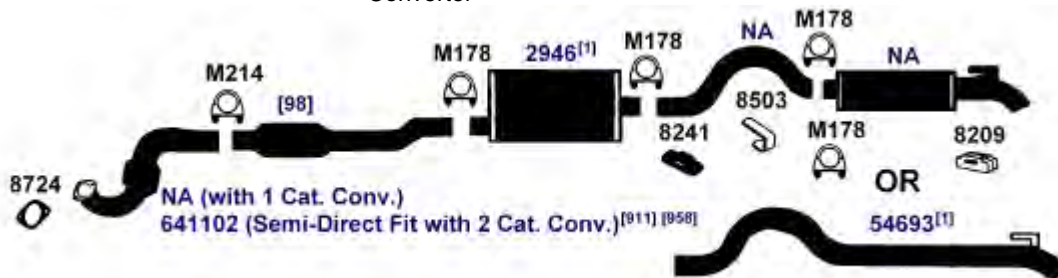
DODGE MIRADA

(4716) 82-83 8 Cyl. Mirada, All Models with 5.2L, 318 Engine; with three Catalytic Converters



DIRECT FIT MSL/MAXIMUM Muffler... Front Muffler- 700053, UNIVERSAL FIT MSL/MAXIMUM Muffler... Front Muffler- 6503, 709008, Silentone DIY Muffler... Front Muffler- 5511

(4718) 80-83 6 Cyl. Mirada, All Models with 3.7L, 225 Engine; 2-barrel Carb., with Catalytic Converter



DIRECT FIT MSL/MAXIMUM Muffler... Front Muffler- 700053, UNIVERSAL FIT MSL/MAXIMUM Muffler... Front Muffler- 6503, 709008, Silentone DIY Muffler... Front Muffler- 5511

NA-Not Available. NR-Not Required. FL-Remove and Re-Use Old Flange. ● Golden Warehouse. O.E.-Original Equipment.
Airtube Kit [4948] may be required to complete installation. EFI-Electronic Fuel Injection.

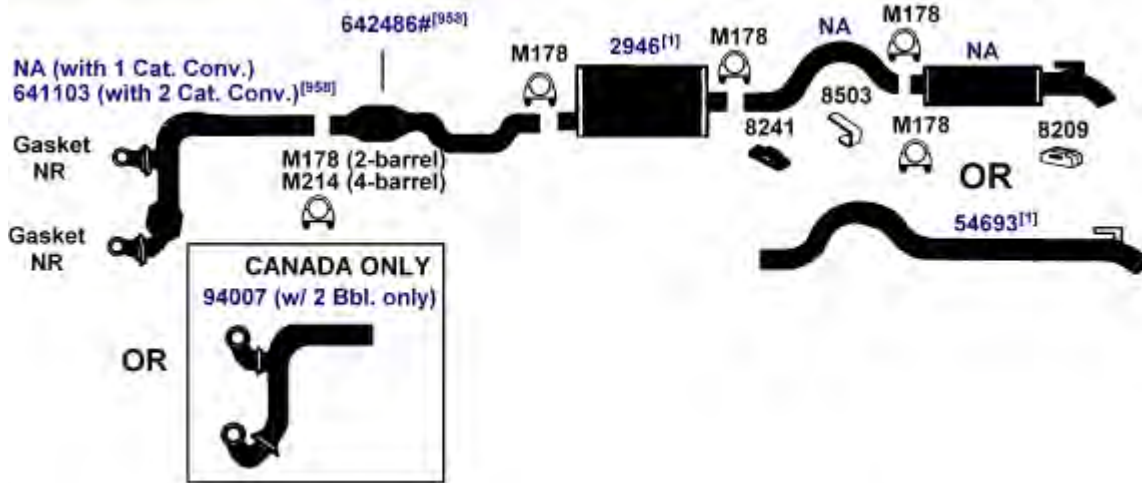
[1] OE system was a welded assembly. It is recommended that all parts noted [1] should be replaced.

[98] Refer to current Catalytic Converter catalog or Website catalog for availability.

[911] Semi-Direct Fit converter. Fabrication required.

[958] Federal & California Emission vehicles. Not legal for sale for vehicles licensed in California.

81-82 8 Cyl. Mirada, All Models with 5.2L, 318 Engine; with Catalytic Converter (4713)



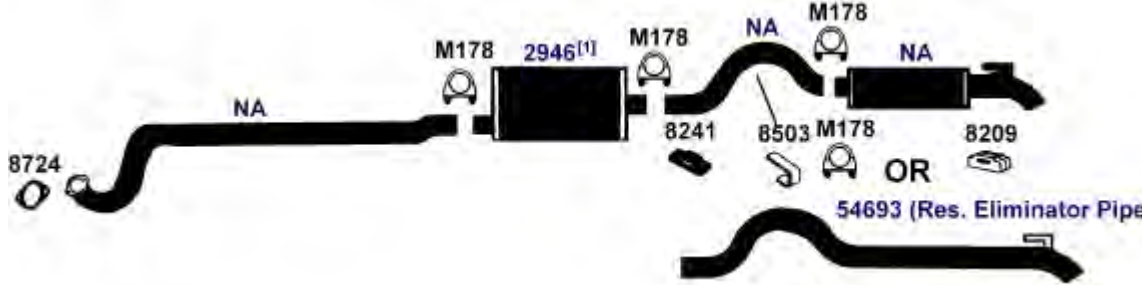
DIRECT FIT MSL/MAXIMUM Muffler... Front Muffler- 700053, UNIVERSAL FIT MSL/MAXIMUM Muffler... Front Muffler- 6503, 709008, Silentone DIY Muffler... Front Muffler- 5511

1981 8 Cyl. Mirada, All Models with 5.2L, 318 Engine; with three Catalytic Converters (4711)



DIRECT FIT MSL/MAXIMUM Muffler... Front Muffler- 700053, UNIVERSAL FIT MSL/MAXIMUM Muffler... Front Muffler- 6503, 709008, Silentone DIY Muffler... Front Muffler- 5511

1980 6 Cyl. Mirada, All Models with 225 Engine, 2-barrel Carb., without Catalytic Converter (4710)



DIRECT FIT MSL/MAXIMUM Muffler... Front Muffler- 700053, UNIVERSAL FIT MSL/MAXIMUM Muffler... Front Muffler- 6503, 709008, Silentone DIY Muffler... Front Muffler- 5511

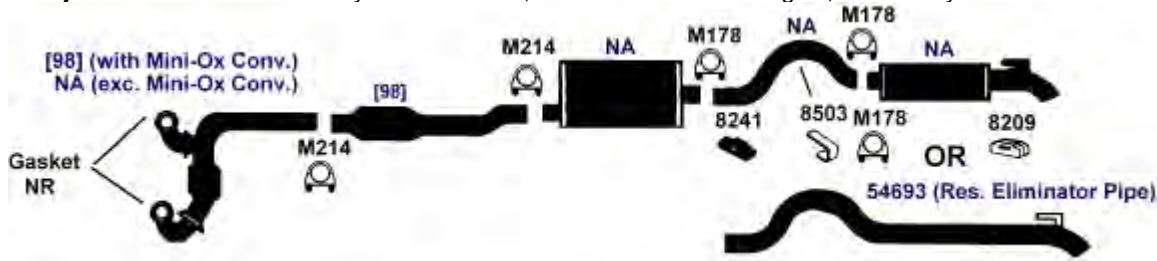
NA-Not Available. NR-Not Required. FL-Remove and Re-Use Old Flange. ● Golden Warehouse. O.E.-Original Equipment.
Airtube Kit [4948] may be required to complete installation. EFI-Electronic Fuel Injection.

[1] OE system was a welded assembly. It is recommended that all parts noted [1] should be replaced.
[98] Refer to current Catalytic Converter catalog or Website catalog for availability.

[958] Federal & California Emission vehicles. Not legal for sale for vehicles licensed in California.

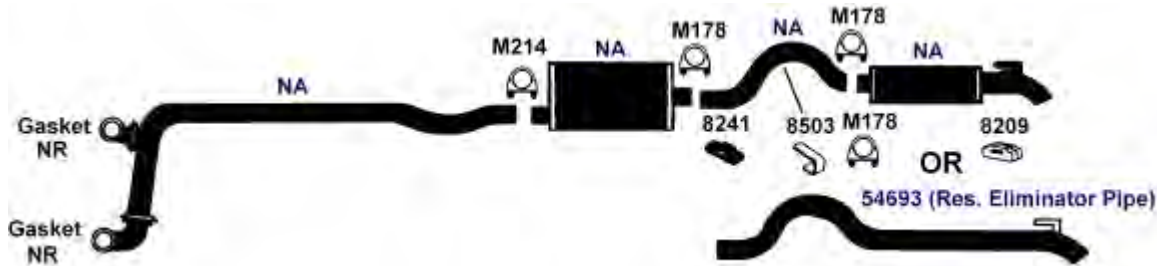
DODGE MIRADA

(4705) 1980 8 Cyl. Mirada, All Models with 318 Engine, with Catalytic Converter



UNIVERSAL FIT MSL/MAXIMUM Muffler... Front Muffler- 6504, Silentone DIY Muffler... Front Muffler- 5502

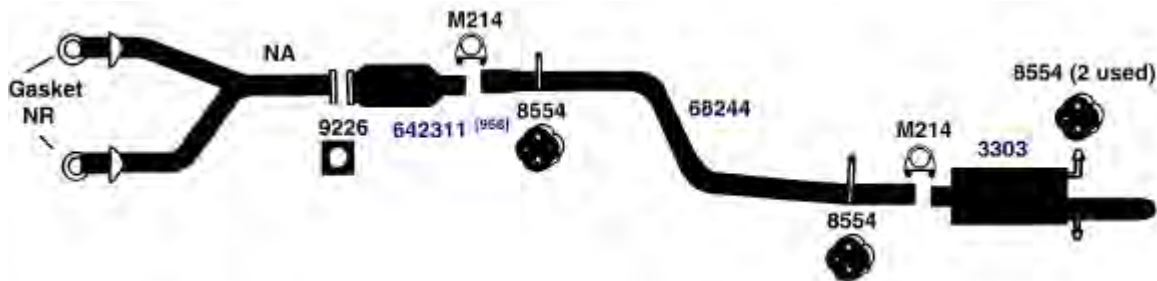
(4706) 1980 8 Cyl. Mirada, All Models with 318 Engine, without Catalytic Converter



UNIVERSAL FIT MSL/MAXIMUM Muffler... Front Muffler- 6504, Silentone DIY Muffler... Front Muffler- 5502

DODGE MONACO (Front Wheel Drive)

(12500) 90-92 6 Cyl. Monaco, 3.0L EFI Engine (181), with Catalytic Converter



DIRECT FIT MSL/MAXIMUM Muffler... 700107, UNIVERSAL FIT MSL/MAXIMUM Muffler... 6590, 709001, 709014, 709992

NA-Not Available. NR-Not Required. FL-Remove and Re-Use Old Flange. ● Golden Warehouse. O.E.-Original Equipment.
Airtube Kit [4948] may be required to complete installation. EFI-Electronic Fuel Injection.

[1] OE system was a welded assembly. It is recommended that all parts noted [1] should be replaced.

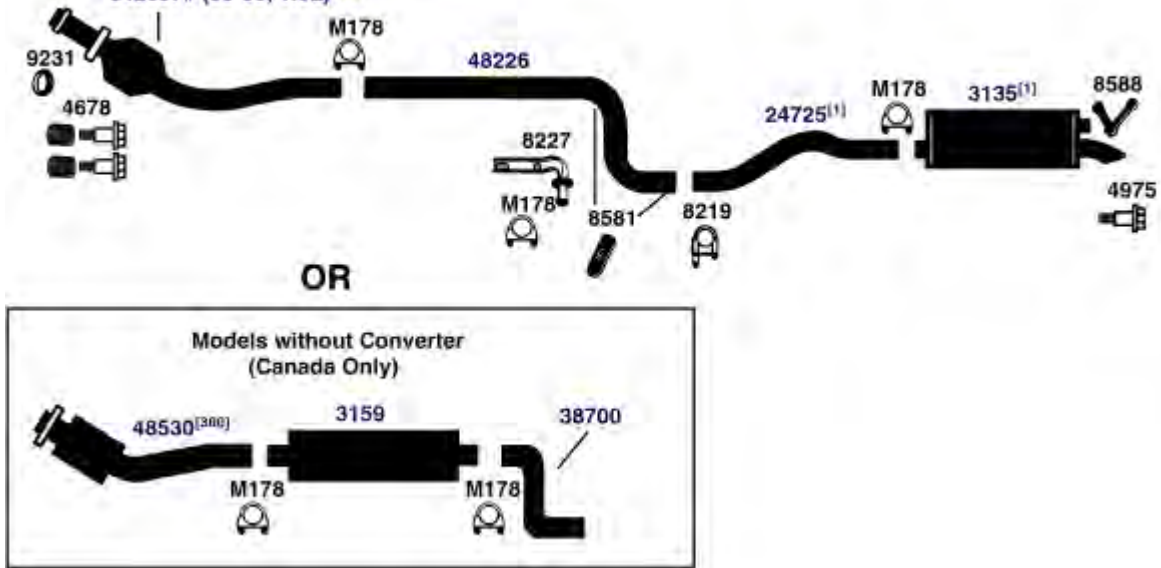
[958] Federal & California Emission vehicles. Not legal for sale for vehicles licensed in California.

[98] Refer to current Catalytic Converter catalog or Website catalog for availability.

88-90	4 Cyl.	Omni, Omni America; 2.2L EFI Engine
86-87	4 Cyl.	Omni, 1.6L, 2.2L Engine
1985	4 Cyl.	Omni, 1.6L Engine

(4784)

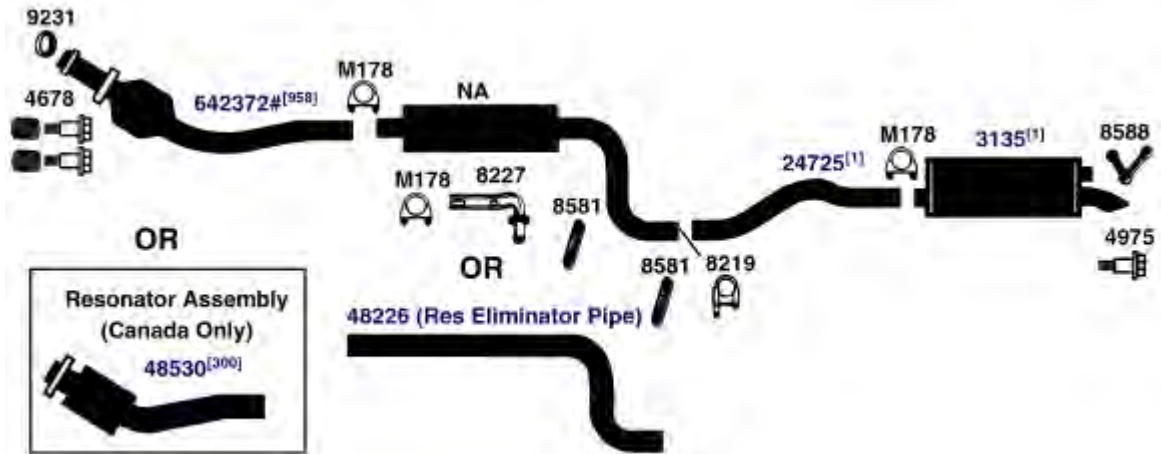
642653 (88-90, 2.2L, Semi-Direct Fit)^[900] [911] [958]
 642372# (86-87, 2.2L)^[958]
 642387# (85-86, 1.6L)^[958]



DIRECT FIT MSL/MAXIMUM Muffler... Canada (3159)-, Front 700067 (Canada Only), Rear Muffler (3135)- 6569, Silentone DIY Muffler... Rear Muffler (3135)- 5529

85-86	4 Cyl.	Omni GLH, 2.2L High Performance Engine; 4-Door; with Catalytic Converter
1985	4 Cyl.	Omni, 2.2L, 2.2L High Performance Engine; 4-Door; with Catalytic Converter

(4780)



DIRECT FIT MSL/MAXIMUM Muffler... Rear Muffler- 6569, Silentone DIY Muffler... Rear Muffler- 5529

NA-Not Available. NR-Not Required. FL-Remove and Re-Use Old Flange. ● Golden Warehouse. O.E.-Original Equipment.
 # Airtube Kit [4948] may be required to complete installation. EFI-Electronic Fuel Injection.

[1] OE system was a welded assembly. It is recommended that all parts noted [1] should be replaced.
 [300] For use when resonator originated from O.E. manufacturer.
 [900] Direct fit converter may require resizing, cutting or bushing.
 [911] Semi-Direct Fit converter. Fabrication required.
 [958] Federal & California Emission vehicles. Not legal for sale for vehicles licensed in California.

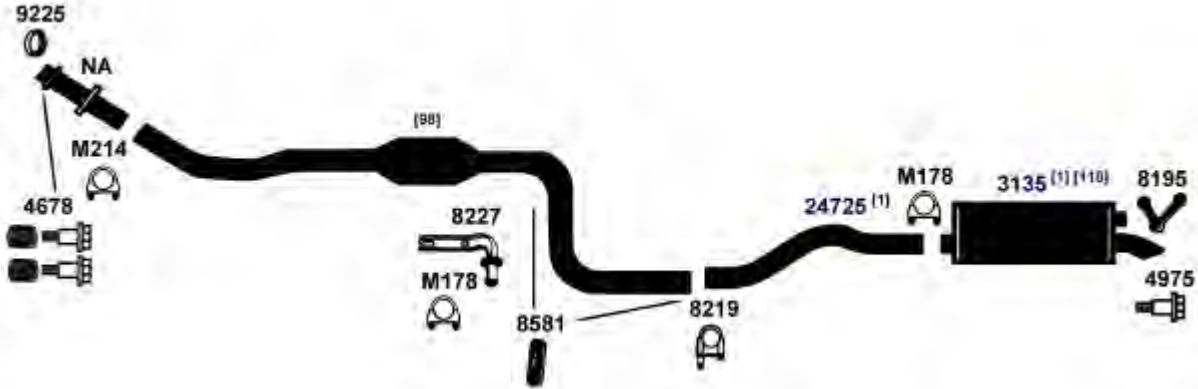
DODGE OMNI

(4782)

85-86

4 Cyl.

Omni GLH, 2.2L EFI Turbo Engine; 4-Door; with Catalytic Converter



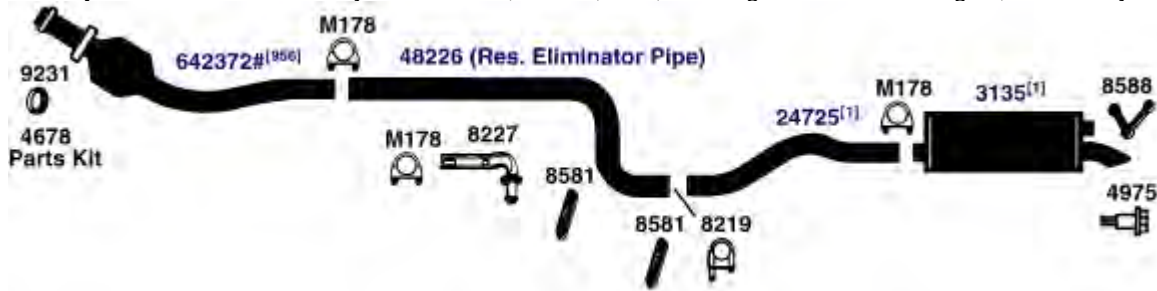
DIRECT FIT MSL/MAXIMUM Muffler... 6569, Silentone DIY Muffler... 5529

(4780E)

1984

4 Cyl.

Omni, 4-Door; 2.2L, 2.2L High Performance Engine; with Catalytic Converter



DIRECT FIT MSL/MAXIMUM Muffler... 6569, Silentone DIY Muffler... 5529

NA-Not Available. NR-Not Required. FL-Remove and Re-Use Old Flange. ● Golden Warehouse. O.E.-Original Equipment.

Airtube Kit [4948] may be required to complete installation. EFI-Electronic Fuel Injection.

[1] OE system was a welded assembly. It is recommended that all parts noted [1] should be replaced.

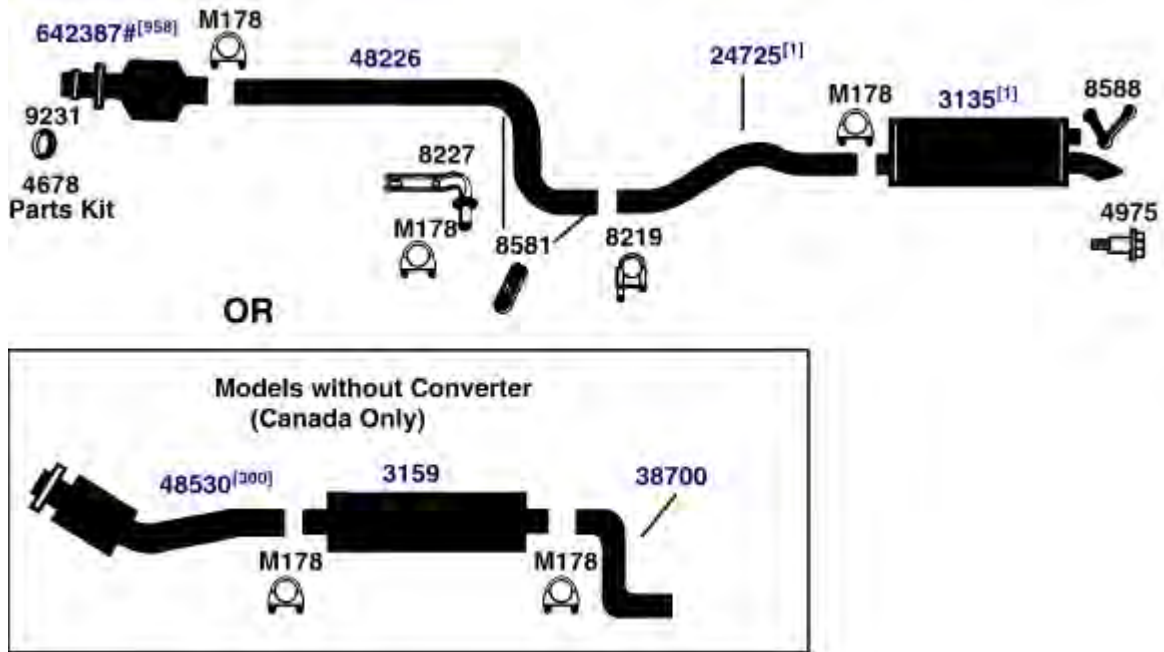
[98] Refer to current Catalytic Converter catalog or Website catalog for availability.

[118] Functionally approved Single Outlet system - replaces Dual Outlet (1986 models only).

[958] Federal & California Emission vehicles. Not legal for sale for vehicles licensed in California.

1984 4 Cyl. Omni; 1.6L Engine, with Catalytic Converter

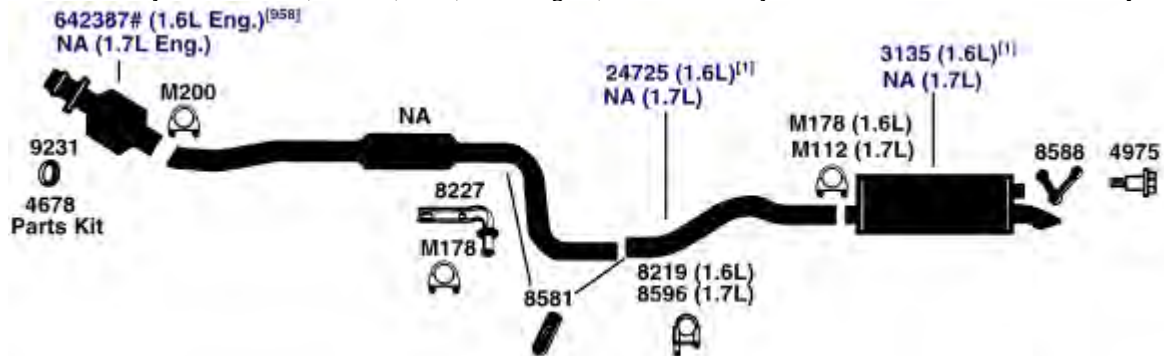
(4784E)



DIRECT FIT MSL/MAXIMUM Muffler... Canada (3159)-, Front 700067 (Canada Only), Rear Muffler (3135)- 6569, Silentone DIY Muffler... Rear Muffler (3135)- 5529

1983 4 Cyl. Omni, 4-Door; 1.6L, 1.7L Engine; with two Catalytic Converters

(4779)



DIRECT FIT MSL/MAXIMUM Muffler... 1.6L Engine- 6569, Silentone DIY Muffler... 1.6L Engine- 5529

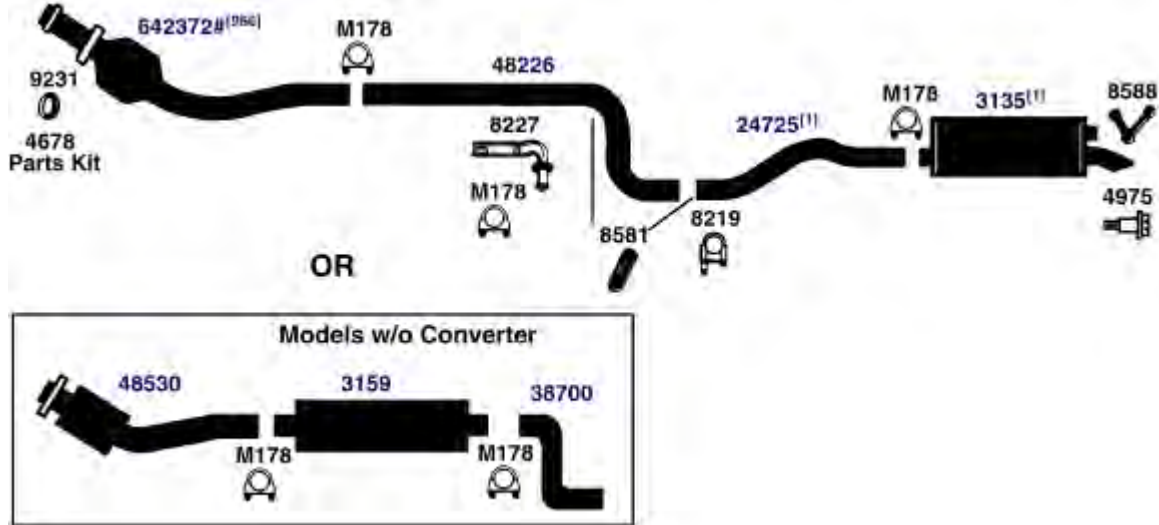
NA-Not Available. NR-Not Required. FL-Remove and Re-Use Old Flange. ● Golden Warehouse. O.E.-Original Equipment.
Airtube Kit [4948] may be required to complete installation. EFI-Electronic Fuel Injection.

[1] OE system was a welded assembly. It is recommended that all parts noted [1] should be replaced.
[98] Refer to current Catalytic Converter catalog or Website catalog for availability.

[300] For use when resonator originated from O.E. manufacturer.
[958] Federal & California Emission vehicles. Not legal for sale for vehicles licensed in California.

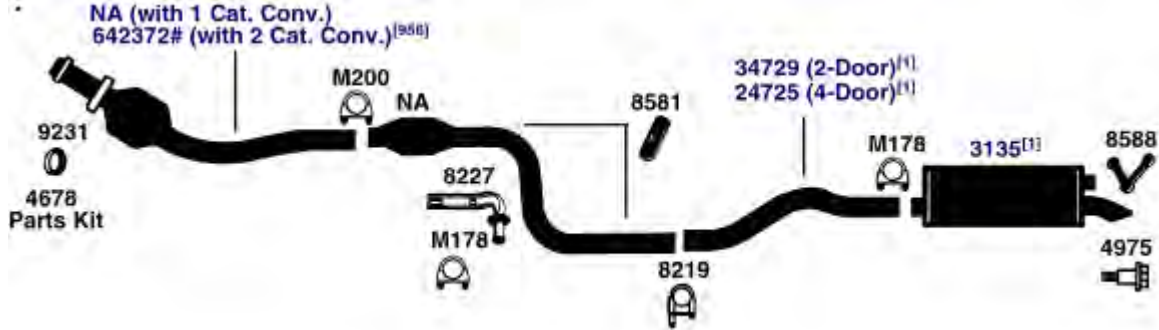
DODGE OMNI

(4777) 1983 4 Cyl. Omni, 4-Door; 2.2L Engine, with one Catalytic Converter



DIRECT FIT MSL/MAXIMUM Muffler... Front Muffler- 700067, (3135)-, Rear 6569, Silentone DIY Muffler... (3135)-, Rear 5529

(4773) 81-82 4 Cyl. Omni, 2.2L Engine, with Catalytic Converter, including Charger[110]



DIRECT FIT MSL/MAXIMUM Muffler... 6569, Silentone DIY Muffler... 5529

NA-Not Available. NR-Not Required. FL-Remove and Re-Use Old Flange. ● Golden Warehouse. O.E.-Original Equipment.
Airtube Kit [4948] may be required to complete installation. EFI-Electronic Fuel Injection.

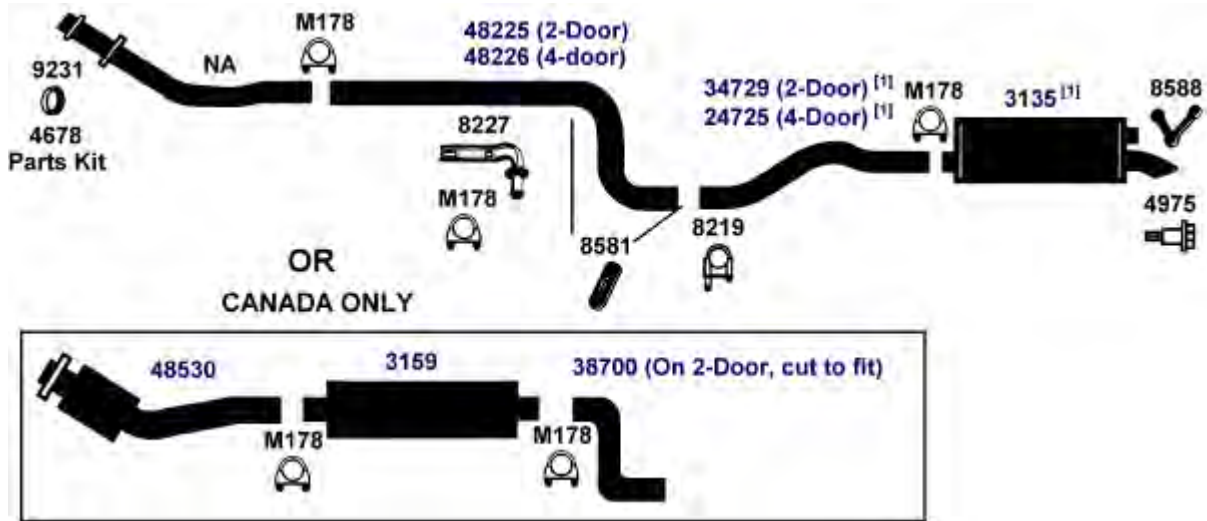
[1] OE system was a welded assembly. It is recommended that all parts noted [1] should be replaced.

[98] Refer to current Catalytic Converter catalog or Website catalog for availability.

[958] Federal & California Emission vehicles. Not legal for sale for vehicles licensed in California.

81-82 4 Cyl. Omni, 2.2L Engine, without Catalytic Converter

(4774)

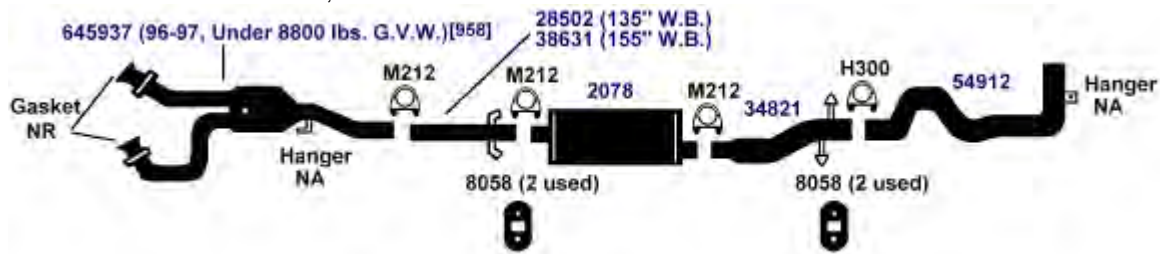


DIRECT FIT MSL/MAXIMUM Muffler... Canada (3159)-, Front 700067, Rear Muffler (3135)- 6569, Silentone DIY Muffler... Rear Muffler (3135)- 5529

DODGE R1500/2500/2500 HD/3500 SERIES PICKUP

1994 8 Cyl. R2500 H.D., 135" W.B.; 360 (5.9L) Engine; 2 W.D., 4 W.D., over 8800 lbs. G.V.W.; models after 9-27-93

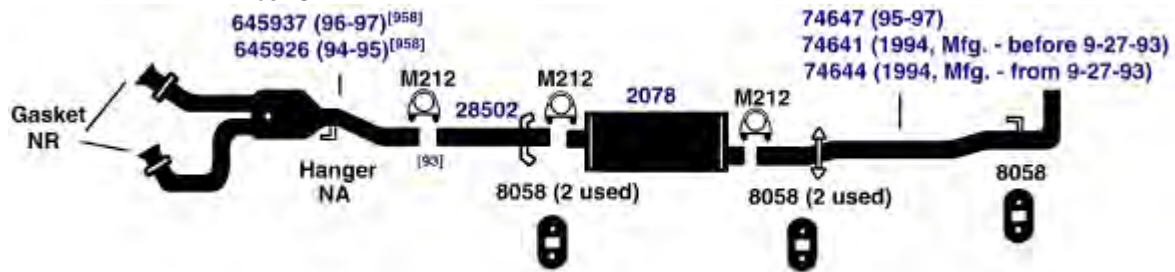
(26054)



DIRECT FIT MSL/MAXIMUM Muffler... 700226

1994 8 Cyl. R1500, 135" W.B.; 318, 360 (5.2L, 5.9L) Engine; 2 W.D., 4 W.D., under 8800 lbs. G.V.W.

(26051)



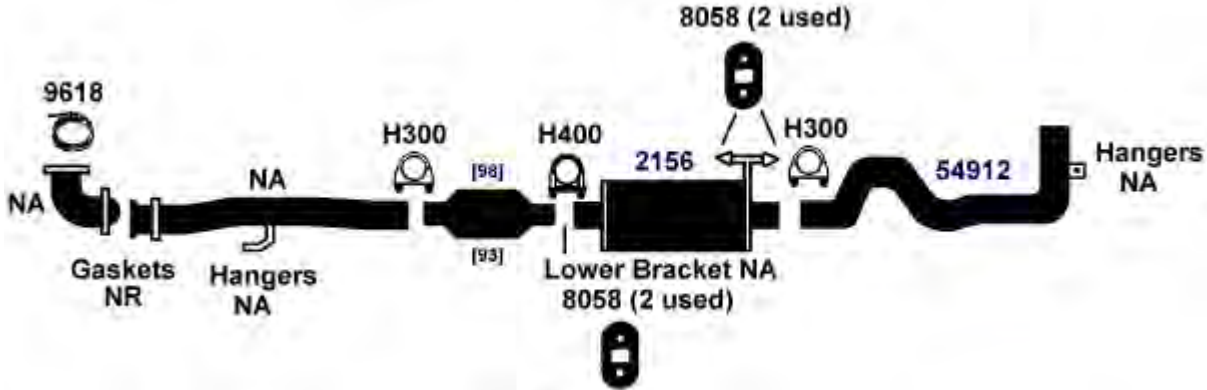
DIRECT FIT MSL/MAXIMUM Muffler... 700226

NA-Not Available. NR-Not Required. FL-Remove and Re-Use Old Flange. ● Golden Warehouse. O.E.-Original Equipment.
Airtube Kit [4948] may be required to complete installation. EFI-Electronic Fuel Injection.

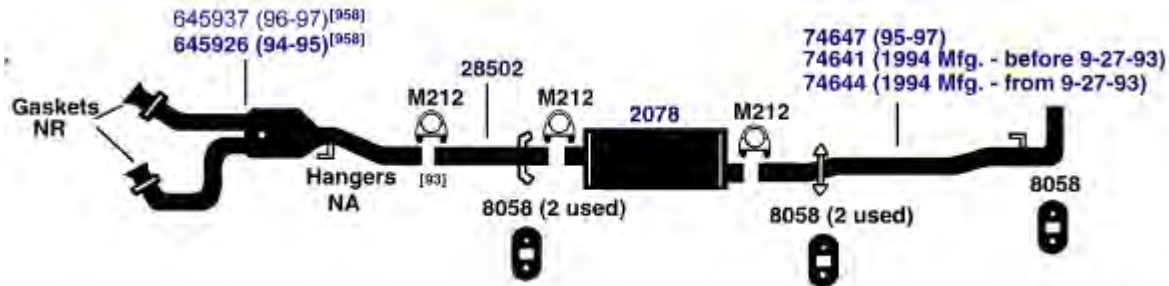
[1] OE system was a welded assembly. It is recommended that all parts noted [1] should be replaced. [958] Federal & California Emission vehicles. Not legal for sale for vehicles licensed in California.
[93] Locating clip must be knocked off OEM converter for proper installation.

DODGE R1500/2500/2500 HD/3500 SERIES PICKUP

(34951) 1994 6 Cyl. R2500 H.D., R3500, 135" W.B., 360 (5.9L) Diesel Engine, 2 W.D., 4 W.D., over 8800 lbs. G.V.W.; Models built after 9-27-93

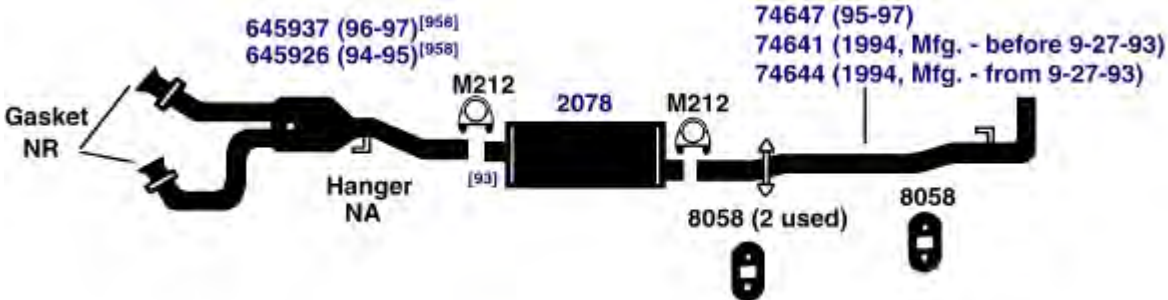


(34950) 1994 6 Cyl. R1500, 135" W.B.; 3.9L (239) Engine; 2 W.D.



DIRECT FIT MSL/MAXIMUM Muffler... 700226

(26052) 1994 8 Cyl. R1500; 119" W.B.; 318, 360 (5.2L, 5.9L) Engine; 2 W.D., 4 W.D.



DIRECT FIT MSL/MAXIMUM Muffler... 700226

NA-Not Available. NR-Not Required. FL-Remove and Re-Use Old Flange. ● Golden Warehouse. O.E.-Original Equipment.

Airtube Kit [4948] may be required to complete installation. EFI-Electronic Fuel Injection.

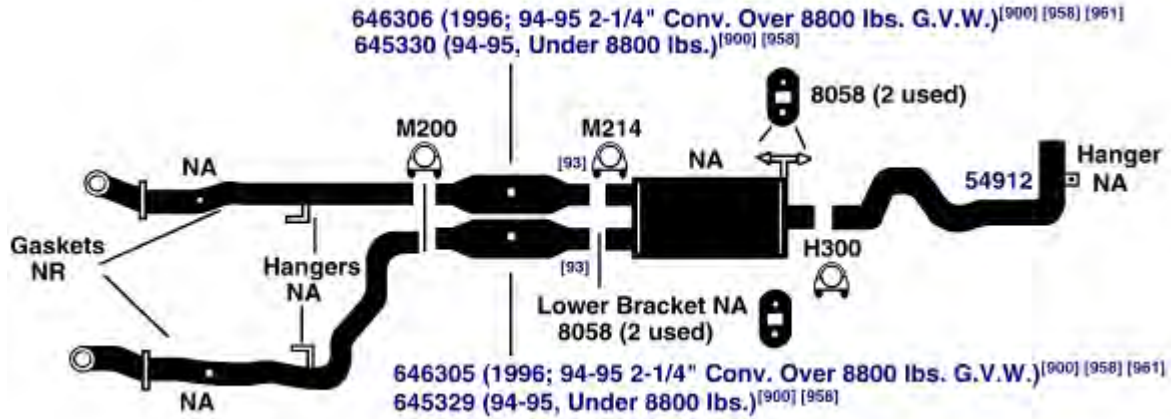
[93] Locating clip must be knocked off OEM converter for proper installation.

[958] Federal & California Emission vehicles. Not legal for sale for vehicles licensed in California.

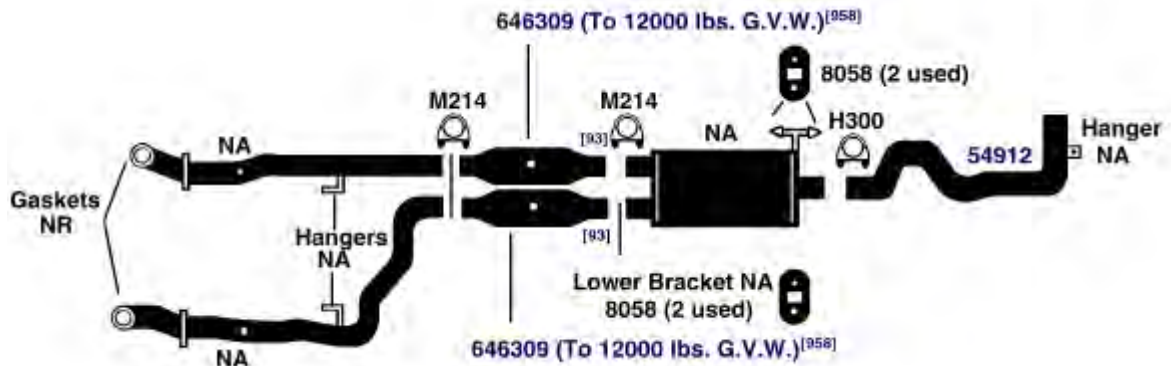
[98] Refer to current Catalytic Converter catalog or Website catalog for availability.

DODGE R1500/2500/2500 HD/3500 SERIES PICKUP

1994 8 Cyl. R3500; 135" W.B.; 360 (5.9L) Engine; 2 W.D., 4 W.D.; Models built after 9-27-93 **(26053)**

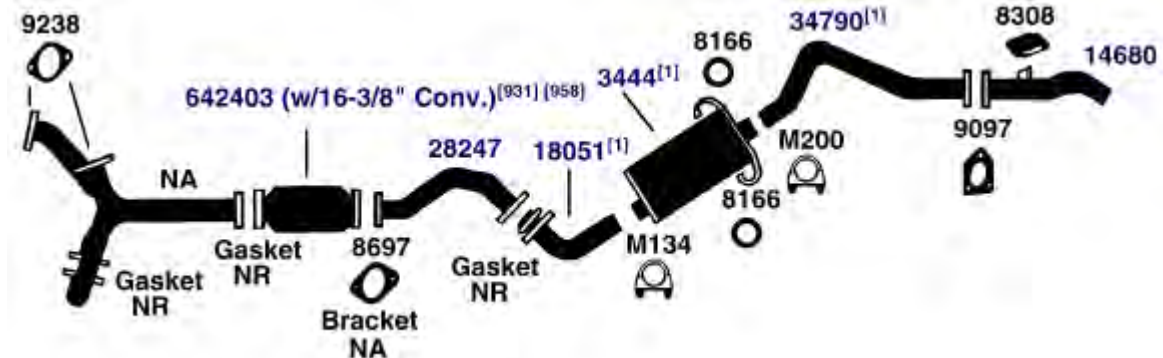


1994 10 Cyl. R2500 H.D.; R3500; 135" W.B., 488 (8.0L) Engine; 2 W.D., 4 W.D.; over 8800 lbs. G.V.W.; Models built after 9-27-93 **(35150)**



DODGE RAIDER

1989 6 Cyl. Raider; 3.0L Engine **(34200)**



NA-Not Available. NR-Not Required. FL-Remove and Re-Use Old Flange. ● Golden Warehouse. O.E.-Original Equipment.
Airtube Kit [4948] may be required to complete installation. EFI-Electronic Fuel Injection.

[1] OE system was a welded assembly. It is recommended that all parts noted [1] should be replaced.

[93] Locating clip must be knocked off OEM converter for proper installation.

[900] Direct fit converter may require resizing, cutting or bushing.

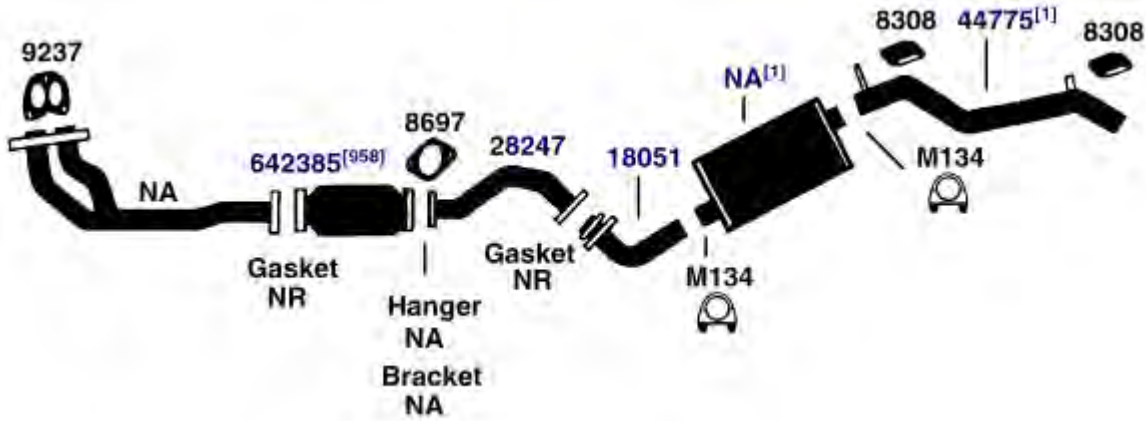
[931] This unit was designed to fit many applications. Measurement of the old unit and cutting of new unit is required.

[958] Federal & California Emission vehicles. Not legal for sale for vehicles licensed in California.

[961] To 12,000 lbs. GVW.

DODGE RAIDER

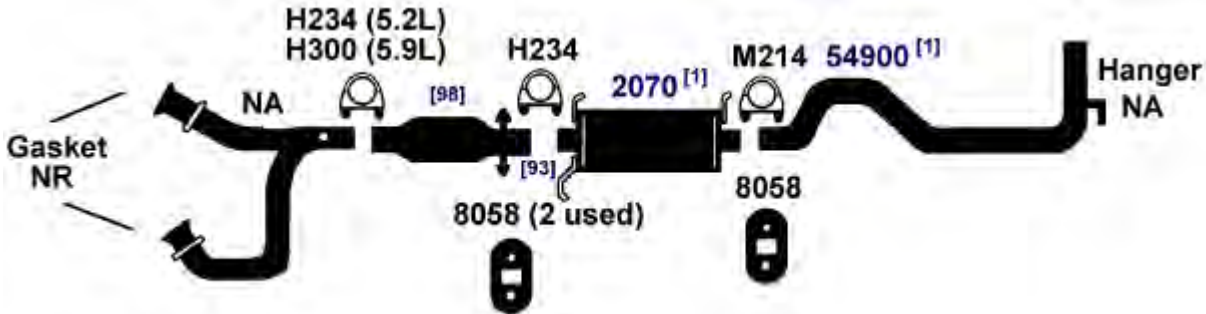
(33500) 87-89 4 Cyl. Raider; 2.6L (156) Engine



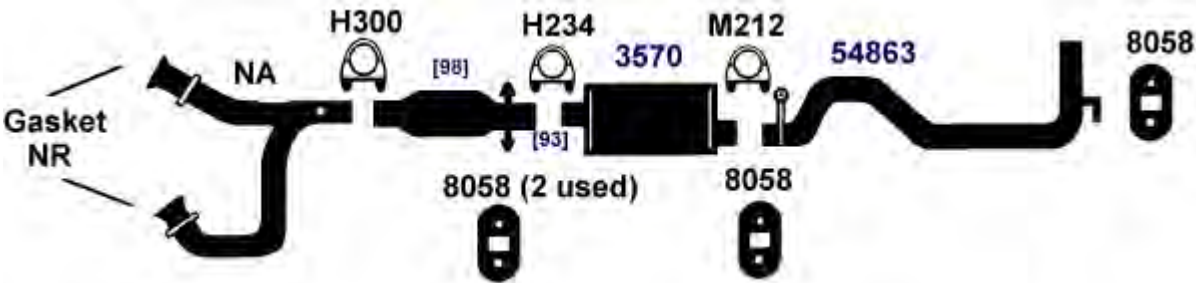
UNIVERSAL FIT MSL/MAXIMUM Muffler... 6655, 709018

DODGE RAMCHARGER / PLYMOUTH TRAIL DUSTER

(24534) 1993 8 Cyl. AW150; (318) 5.2L, (360) 5.9L Engine; 4 W.D.; Ramcharger



(24533) 92-93 8 Cyl. AD150; 318 (5.2L) Engine; 2 W.D.; Ramcharger



DIRECT FIT MSL/MAXIMUM Muffler... 700028

NA-Not Available. NR-Not Required. FL-Remove and Re-Use Old Flange. ● Golden Warehouse. O.E.-Original Equipment.
Airtube Kit [4948] may be required to complete installation. EFI-Electronic Fuel Injection.

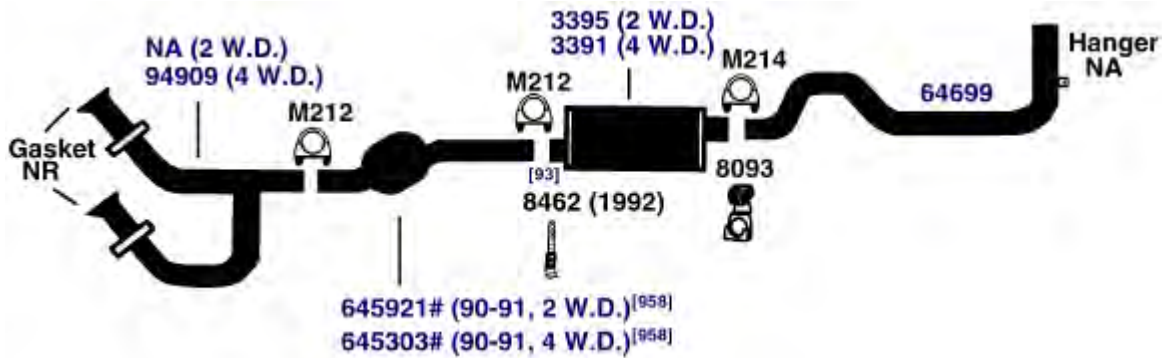
[1] OE system was a welded assembly. It is recommended that all parts noted [1] should be replaced.

[93] Locating clip must be knocked off OEM converter for proper installation.

[98] Refer to current Catalytic Converter catalog or Website catalog for availability.
[958] Federal & California Emission vehicles. Not legal for sale for vehicles licensed in California.

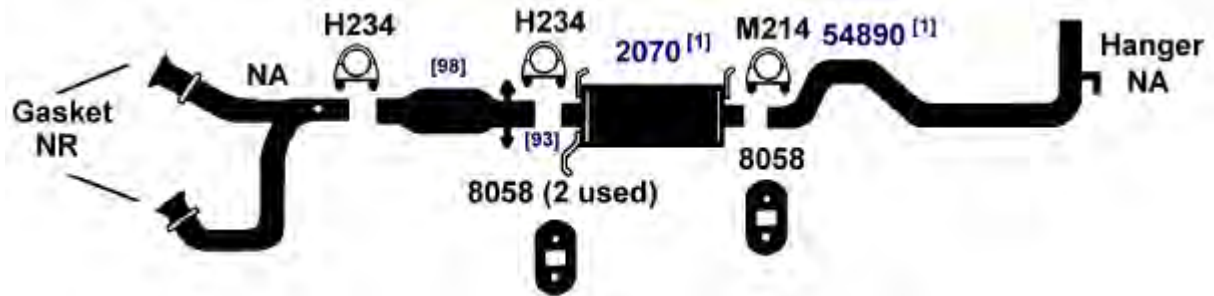
DODGE RAMCHARGER / PLYMOUTH TRAIL DUSTER

1992 8 Cyl. AD150, AW150, 360 (5.9L) Engine; 2 W.D. 4 W.D.; Ramcharger; with Converter **(24531)**
90-91 8 Cyl. AD100, AD150, AW100/AW150; 318, 360 Engine; 2 W.D., 4 W.D.; Ramcharger; with Converter

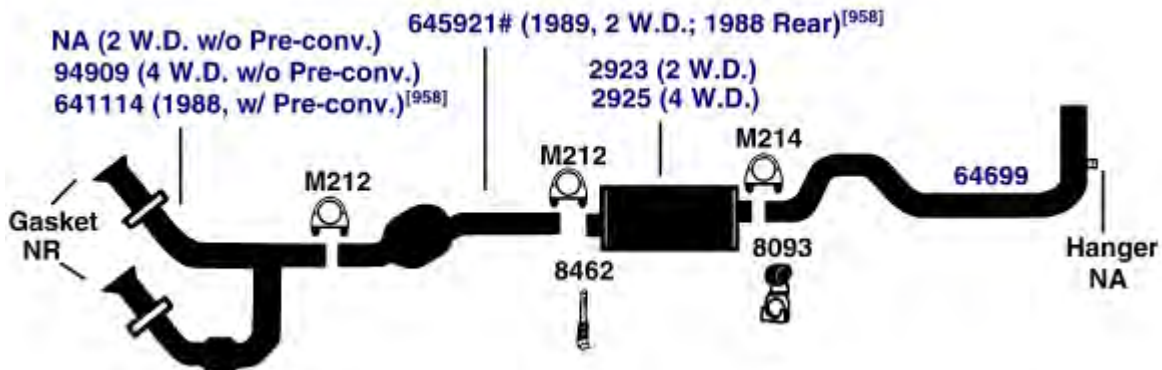


DIRECT FIT MSL/MAXIMUM Muffler... 2 W.D.- 700271, UNIVERSAL FIT MSL/MAXIMUM Muffler... 4 W.D.- 6534, 2 W.D.- 6534

1992 8 Cyl. AW150; 318 (5.2L) Engine; 4 W.D.; Ramcharger **(24532)**



88-89 8 Cyl. AD100, AD150, AW100, AW150; 318, 360 Engine; 2 W.D., 4 W.D.; Ramcharger; with Converter **(24525)**



DIRECT FIT MSL/MAXIMUM Muffler... 4 W.D.- 6595 (4 W.D.), 2 W.D.- 700050 (2 W.D.), UNIVERSAL FIT MSL/MAXIMUM Muffler... 4 W.D.- 6509 (4 W.D.), 2 W.D.- 6510 (2 W.D.), Silentone DIY Muffler... 4 W.D.- 5504 (4 W.D.), 2 W.D.- 5506 (2 W.D.)

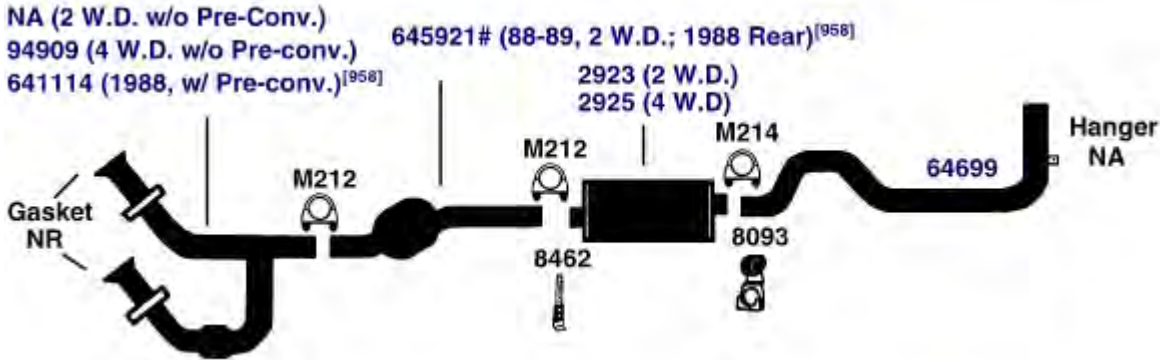
NA-Not Available. NR-Not Required. FL-Remove and Re-Use Old Flange. ● Golden Warehouse. O.E.-Original Equipment.
 # Airtube Kit [4948] may be required to complete installation. EFI-Electronic Fuel Injection.

[1] OE system was a welded assembly. It is recommended that all parts noted [1] should be replaced.
 [93] Locating clip must be knocked off OEM converter for proper installation.

[98] Refer to current Catalytic Converter catalog or Website catalog for availability.
 [958] Federal & California Emission vehicles. Not legal for sale for vehicles licensed in California.

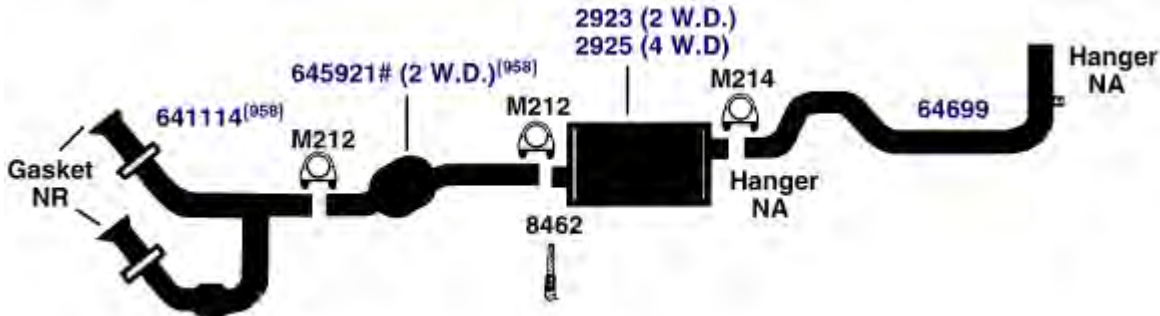
DODGE RAMCHARGER / PLYMOUTH TRAIL DUSTER

(24526) 88-89 8 Cyl. AD100, AD150, AW100, AW150; 318, 360 Engine; 2 W.D., 4 W.D.; Ramcharger; with Converter and Mini Ox Converter



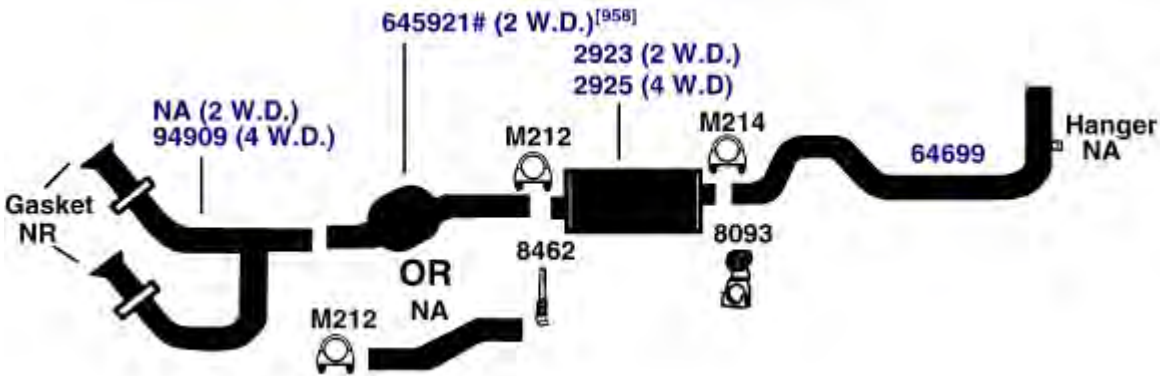
DIRECT FIT MSL/MAXIMUM Muffler... 4 W.D.- 6595 (4 W.D.), 2 W.D.- 700050 (2 W.D.), UNIVERSAL FIT MSL/MAXIMUM Muffler... 4 W.D.- 6509 (4 W.D.), 2 W.D.- 6510 (2 W.D.), Silentone DIY Muffler... 4 W.D.- 5504 (4 W.D.), 2 W.D.- 5506 (2 W.D.)

(24529) 1987 8 Cyl. AD150, AW150; 318, 360 Engine; 2 W.D., 4 W.D.; Ramcharger; with Converter and Mini Ox Converter; without Sound Control



DIRECT FIT MSL/MAXIMUM Muffler... 4 W.D.- 6595 (4 W.D.), 2 W.D.- 700050 (2 W.D.), UNIVERSAL FIT MSL/MAXIMUM Muffler... 4 W.D.- 6509 (4 W.D.), 2 W.D.- 6510 (2 W.D.), Silentone DIY Muffler... 4 W.D.- 5504 (4 W.D.), 2 W.D.- 5506 (2 W.D.)

(24528) 1987 8 Cyl. AD150, AW150; 318, 360 Engine; 2 W.D. 4 W.D.; Ramcharger; with and without Converter; without Mini Ox Converter; without Sound Control



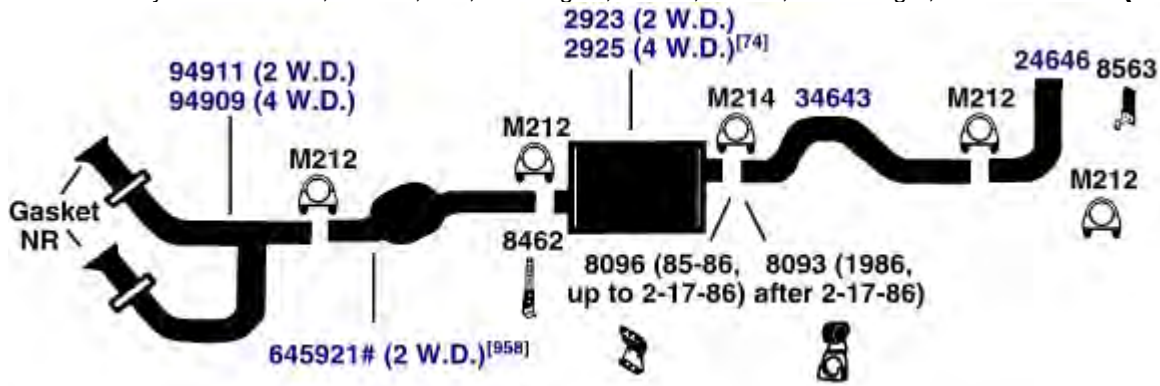
DIRECT FIT MSL/MAXIMUM Muffler... 2 W.D.- 700050 (2 W.D.), 4 W.D.- 6595 (4 W.D.), UNIVERSAL FIT MSL/MAXIMUM Muffler... 2 W.D.- 6510 (2 W.D.), 4 W.D.- 6509 (4 W.D.), Silentone DIY Muffler... 2 W.D.- 5506 (2 W.D.), 4 W.D.- 5504 (4 W.D.)

NA-Not Available. NR-Not Required. FL-Remove and Re-Use Old Flange. ● Golden Warehouse. O.E.-Original Equipment.
 # Airtube Kit [4948] may be required to complete installation. EFI-Electronic Fuel Injection.

[98] Refer to current Catalytic Converter catalog or Website catalog for availability. [958] Federal & California Emission vehicles. Not legal for sale for vehicles licensed in California.

DODGE RAMCHARGER / PLYMOUTH TRAIL DUSTER

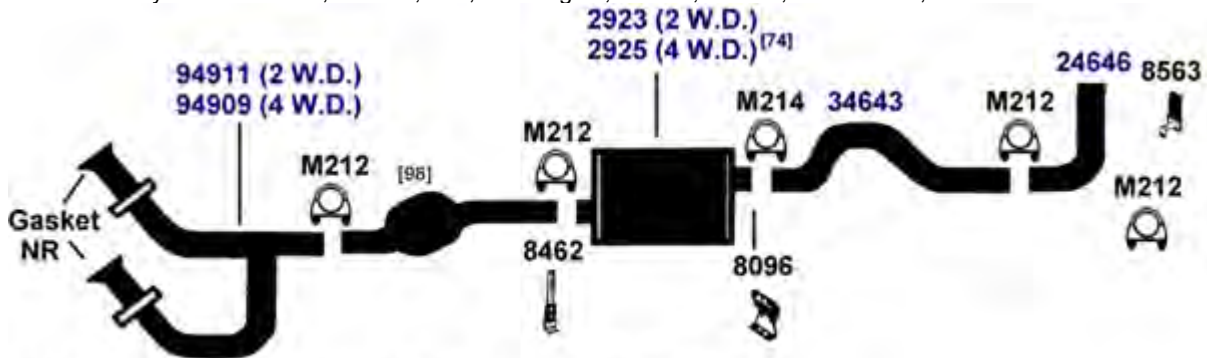
85-86 8 Cyl. AD150, AW150; 318, 360 Engine; 2 W.D., 4 W.D.; Ramcharger; with Converter **(24524)**



DIRECT FIT MSL/MAXIMUM Muffler... 4 W.D.- 6595 (4 W.D.), 2 W.D.- 700050 (2 W.D.), UNIVERSAL FIT MSL/MAXIMUM Muffler... 4 W.D.- 6509 (4 W.D.), 2 W.D.- 6510 (2 W.D.), Silentone DIY Muffler... 4 W.D.- 5504 (4 W.D.), 2 W.D.- 5506 (2 W.D.)

1984 8 Cyl. AD150, AW150; 318, 360 Engine; 2 W.D.; 4 W.D.; Ramcharger, with Converter **(24524E)**

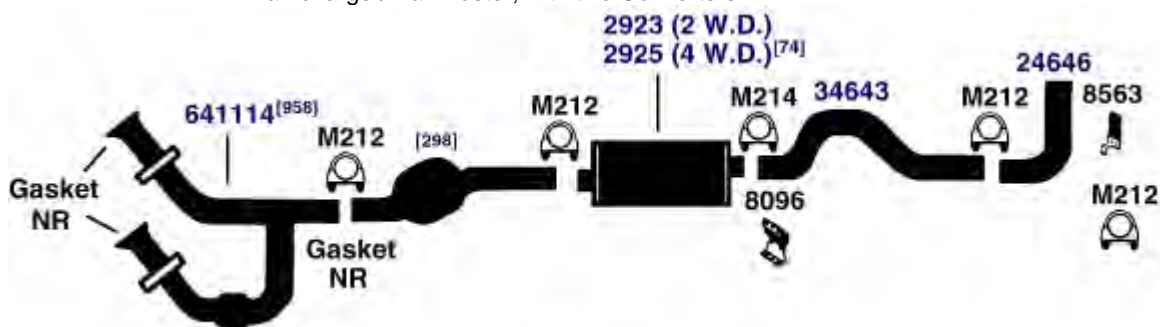
1983 8 Cyl. PD150, PW150; 318, 360 Engine; 2 W.D.; 4 W.D.; Trail Duster, with Converter



DIRECT FIT MSL/MAXIMUM Muffler... 4 W.D.- 6595, 2 W.D.- 700050

DIRECT FIT MSL/MAXIMUM Muffler... 4 W.D.- 6595 (4 W.D.), 2 W.D.- 700050 (2 W.D.), UNIVERSAL FIT MSL/MAXIMUM Muffler... 4 W.D.- 6509 (4 W.D.), 2 W.D.- 6510 (2 W.D.), Silentone DIY Muffler... 4 W.D.- 5504 (4 W.D.), 2 W.D.- 5506 (2 W.D.)

1982 8 Cyl. AD150, AW150/PD150, PW150; 318, 360 Engine; 2 W.D., 4 W.D.; Ramcharger/Trail Duster; with two Converters **(24521)**



DIRECT FIT MSL/MAXIMUM Muffler... 2 W.D.- 700050 (2 W.D.), 4 W.D.- 6595 (4 W.D.), UNIVERSAL FIT MSL/MAXIMUM Muffler... 2 W.D.- 6510 (2 W.D.), 4 W.D.- 6509 (4 W.D.), Silentone DIY Muffler... 2 W.D.- 5506 (2 W.D.), 4 W.D.- 5504 (4 W.D.)

NA-Not Available. NR-Not Required. FL-Remove and Re-Use Old Flange. ● Golden Warehouse. O.E.-Original Equipment.
Airtube Kit [4948] may be required to complete installation. EFI-Electronic Fuel Injection.

[74] Locating clip must be knocked off pipe in front of muffler for proper installation on California models.

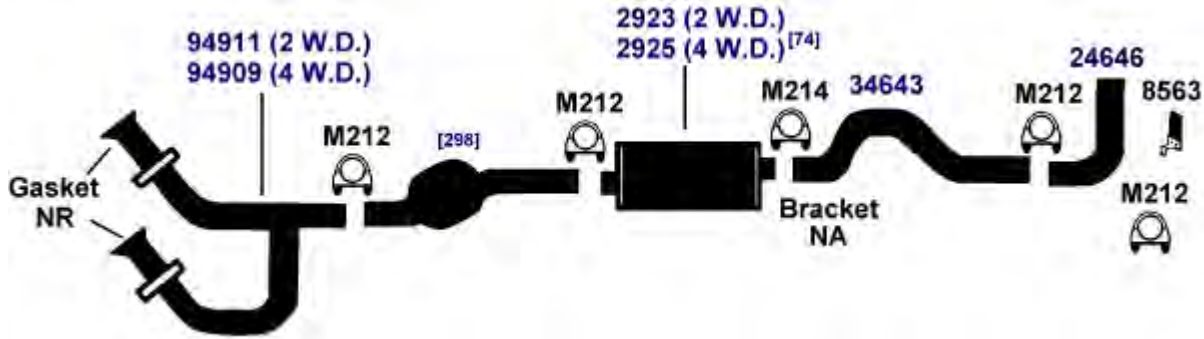
[98] Refer to current Catalytic Converter catalog or Website catalog for availability.

[298] Coverage available. Due to multiple listings, please refer to Catalytic Converter catalog.

[958] Federal & California Emission vehicles. Not legal for sale for vehicles licensed in California.

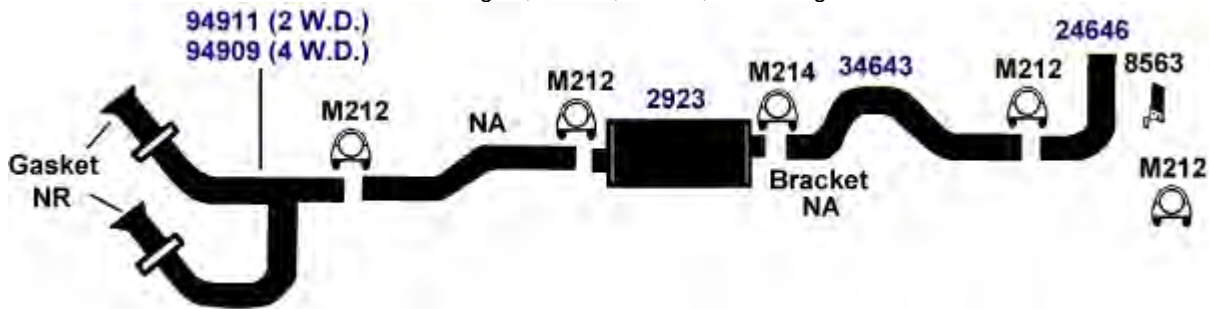
DODGE RAMCHARGER / PLYMOUTH TRAIL DUSTER

(24519) 80-82 8 Cyl. AD100, AD150, AW100, AW150/PD100, PD150, PW100, PW150; 318, 360 Engine; 2 W.D.; 4 W.D.; Ramcharger/Trail Duster with Converter



DIRECT FIT MSL/MAXIMUM Muffler... 2 W.D.- 700050 (2 W.D.), 4 W.D.- 6595 (4 W.D.), UNIVERSAL FIT MSL/MAXIMUM Muffler... 2 W.D.- 6510 (2 W.D.), 4 W.D.- 6509 (4 W.D.), Silentone DIY Muffler... 2 W.D.- 5506 (2 W.D.), 4 W.D.- 5504 (4 W.D.)

(24520) 80-82 8 Cyl. AD100, AD150, AW100, AW150/PD100, PD150, PW100, PW150; 318, 360 Engine; 2 W.D.; 4 W.D.; Ramcharger/Trail Duster without Converter



DIRECT FIT MSL/MAXIMUM Muffler... 700050, UNIVERSAL FIT MSL/MAXIMUM Muffler... 6510, Silentone DIY Muffler... 5506

NA-Not Available. NR-Not Required. FL-Remove and Re-Use Old Flange. ● Golden Warehouse. O.E.-Original Equipment.

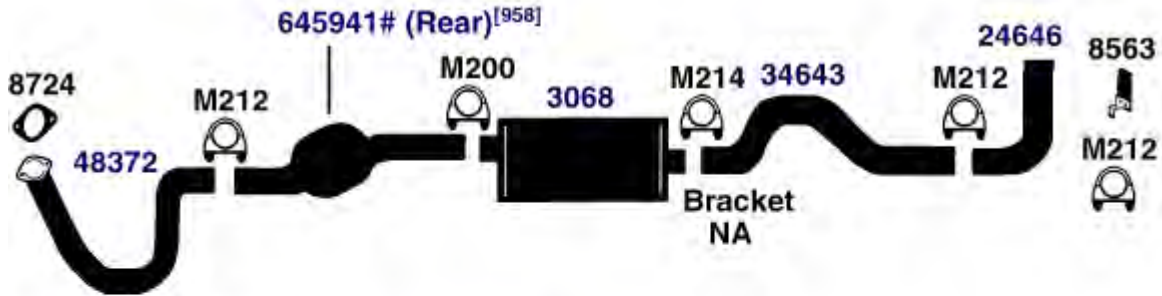
Airtube Kit [4948] may be required to complete installation. EFI-Electronic Fuel Injection.

[74] Locating clip must be knocked off pipe in front of muffler for proper installation on California models.

[298] Coverage available. Due to multiple listings, please refer to Catalytic Converter catalog.

DODGE RAMCHARGER / PLYMOUTH TRAIL DUSTER

1980 6 Cyl. AD100/PD100; 2 W.D.; 225 Engine; Ramcharger/Trail Duster; with and without Converter; with and without Sound Control **(23413)**



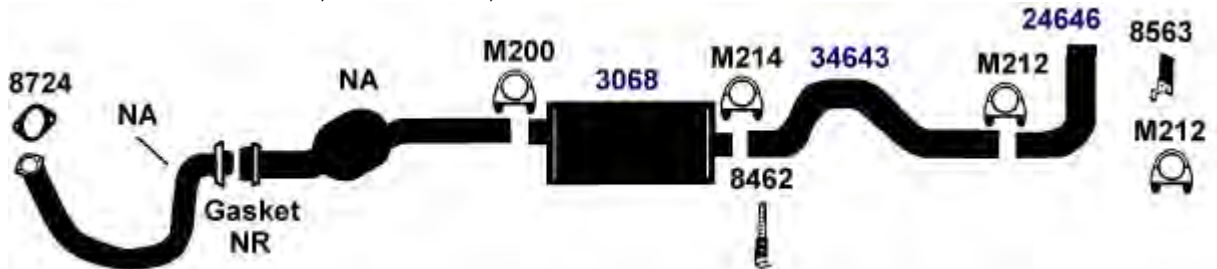
OR

641102 (Front, Semi-Direct Fit) [911] [958]



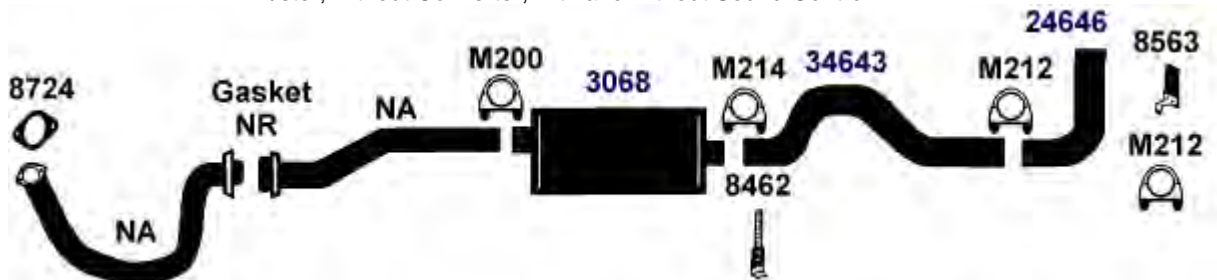
DIRECT FIT MSL/MAXIMUM Muffler... 700062, UNIVERSAL FIT MSL/MAXIMUM Muffler... 6503, Silentone DIY Muffler... 5540

1979 6 Cyl. AD100, AW100/PD100, PW100; 2 W.D., 4 W.D.; 225 Engine; Ramcharger/Trail Duster; with Converter, with and without Sound Control **(23409)**



DIRECT FIT MSL/MAXIMUM Muffler... 700062, UNIVERSAL FIT MSL/MAXIMUM Muffler... 6503, Silentone DIY Muffler... 5540

1979 6 Cyl. AD100, AW100/PD100, PW100; 2 W.D.; 4 W.D.; 225 Engine; Ramcharger/Trail Duster; without Converter, with and without Sound Control **(23411)**



DIRECT FIT MSL/MAXIMUM Muffler... 700062, UNIVERSAL FIT MSL/MAXIMUM Muffler... 6503, Silentone DIY Muffler... 5540

NA-Not Available. NR-Not Required. FL-Remove and Re-Use Old Flange. ● Golden Warehouse. O.E.-Original Equipment.
Airtube Kit [4948] may be required to complete installation. EFI-Electronic Fuel Injection.

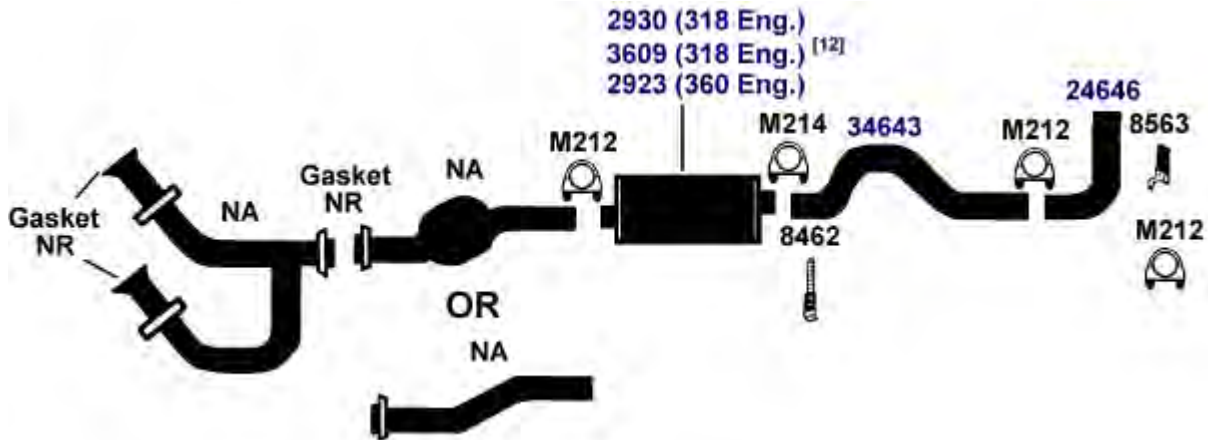
[98] Refer to current Catalytic Converter catalog or Website catalog for availability.

[958] Federal & California Emission vehicles. Not legal for sale for vehicles licensed in California.

[911] Semi-Direct Fit converter. Fabrication required.

DODGE RAMCHARGER / PLYMOUTH TRAIL DUSTER

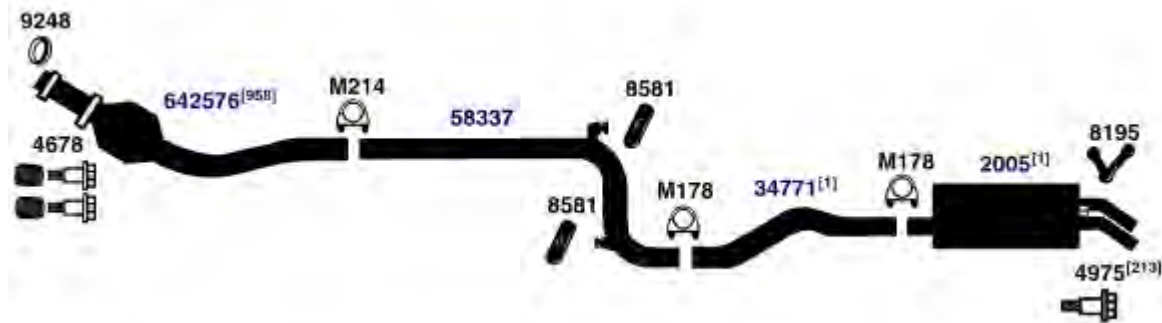
(24517) 1979 8 Cyl. AD100, AW100/PD100, PW100; 318, 360 Engine 2 W.D.; 4 W.D.; Ramcharger/Trail Duster; with and without Converter



DIRECT FIT MSL/MAXIMUM Muffler... 360 Engine- 700050, UNIVERSAL FIT MSL/MAXIMUM Muffler... 318 Engine- 6510, 360 Engine- 6510, Silentone DIY Muffler... 318 Engine- 5506 and 9206 Heat Shield, 360 Engine- 5506

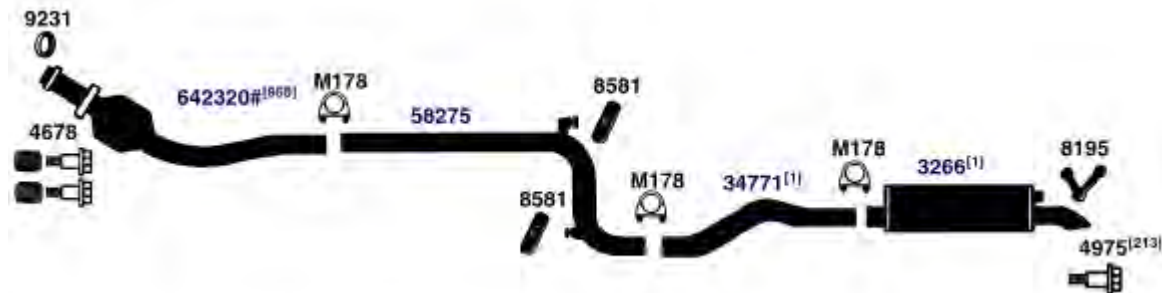
DODGE SHADOW

(11104) 92-94 6 Cyl. Shadow, 3.0L EFI Engine, with Catalytic Converter



DIRECT FIT MSL/MAXIMUM Muffler... 700208

(11103) 89-94 4 Cyl. Shadow, Shadow America; 2.2L, 2.5L EFI Engine (135, 153), with Catalytic Converter; except Turbocharger



DIRECT FIT MSL/MAXIMUM Muffler... 700103, Silentone DIY Muffler... 5562

NA-Not Available. NR-Not Required. FL-Remove and Re-Use Old Flange. ● Golden Warehouse. O.E.-Original Equipment.
Airtube Kit [4948] may be required to complete installation. EFI-Electronic Fuel Injection.

[1] OE system was a welded assembly. It is recommended that all parts noted [1] should be replaced.

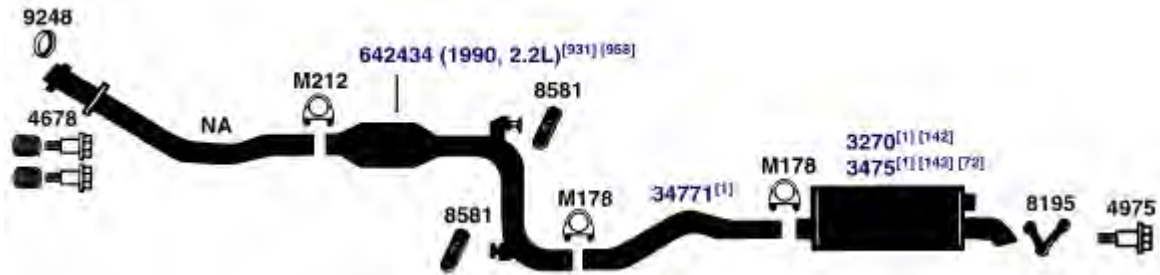
[12] Optional Heavy Duty Muffler.

[98] Refer to current Catalytic Converter catalog or Website catalog for availability.

[213] Required for installation on 1993 models.

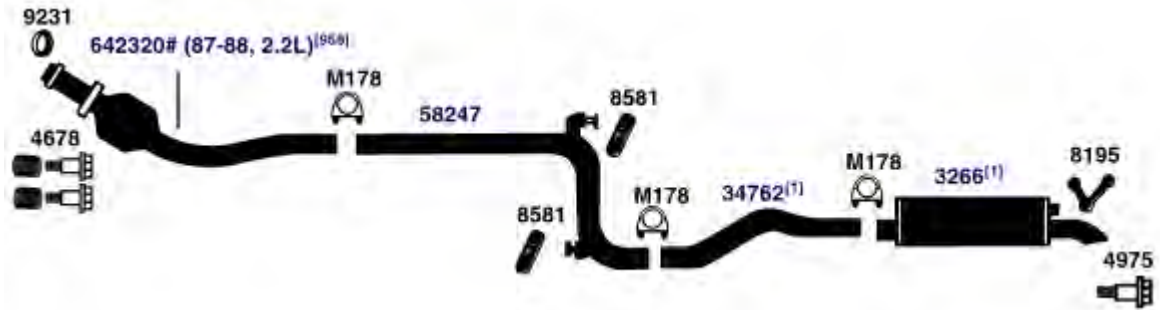
[958] Federal & California Emission vehicles. Not legal for sale for vehicles licensed in California.

89-91 4 Cyl. Shadow, 2.5L EFI Turbocharged Engine (153), with Catalytic Converter **(11102)**
1990 4 Cyl. Shadow, 2.2L EFI Turbocharged Engine (135), with Catalytic Converter



UNIVERSAL FIT MSL/MAXIMUM Muffler... Muffler (3270)- 6581, Muffler (3475)- 6581

1988 4 Cyl. Shadow, 2.5L EFI Engine; with Catalytic Converter **(11101)**
87-88 4 Cyl. Shadow, 2.2L EFI Engine; except Turbocharged; with Catalytic Converter



DIRECT FIT MSL/MAXIMUM Muffler... 700103, Silentone DIY Muffler... 5562

87-88 4 Cyl. Shadow, 2.2L EFI Turbocharged Engine, with Catalytic Converter **(11100)**



UNIVERSAL FIT MSL/MAXIMUM Muffler... 6581

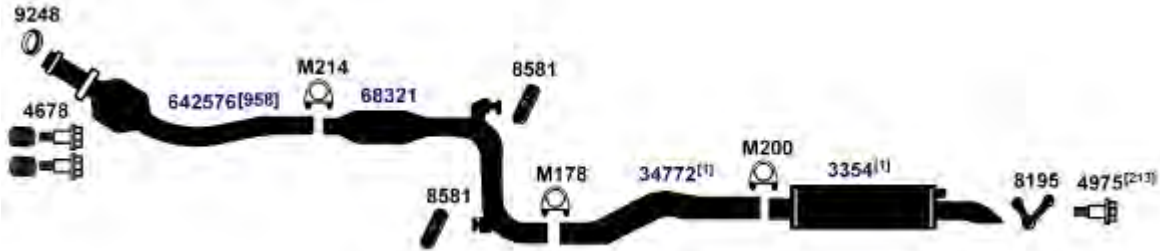
NA-Not Available. NR-Not Required. FL-Remove and Re-Use Old Flange. ● Golden Warehouse. O.E.-Original Equipment.
 # Airtube Kit [4948] may be required to complete installation. EFI-Electronic Fuel Injection.

- [1] OE system was a welded assembly. It is recommended that all parts noted [1] should be replaced.
- [72] Optional muffler.
- [98] Refer to current Catalytic Converter catalog or Website catalog for availability.

- [142] O.E. muffler has dual spouts that angle toward corner of vehicle. Replacement muffler has dual spouts that exit straight.
- [931] This unit was designed to fit many applications. Measurement of the old unit and cutting of new unit is required.
- [958] Federal & California Emission vehicles. Not legal for sale for vehicles licensed in California.

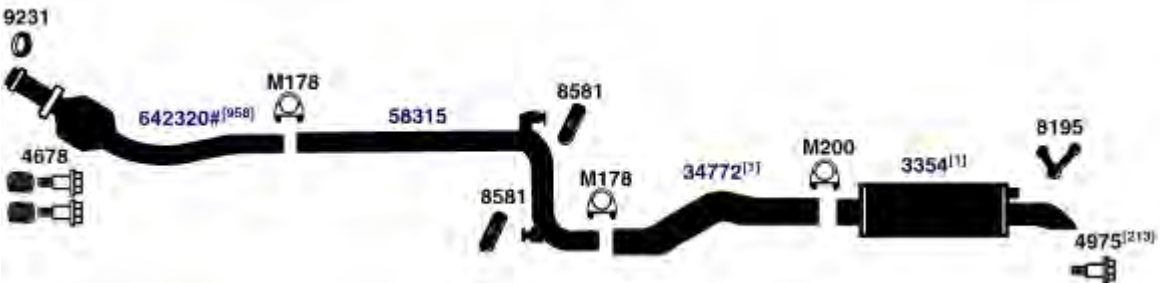
DODGE SPIRIT

(11954) 92-94 6 Cyl. Spirit, 3.0L EFI Engine (181); with Catalytic Converter



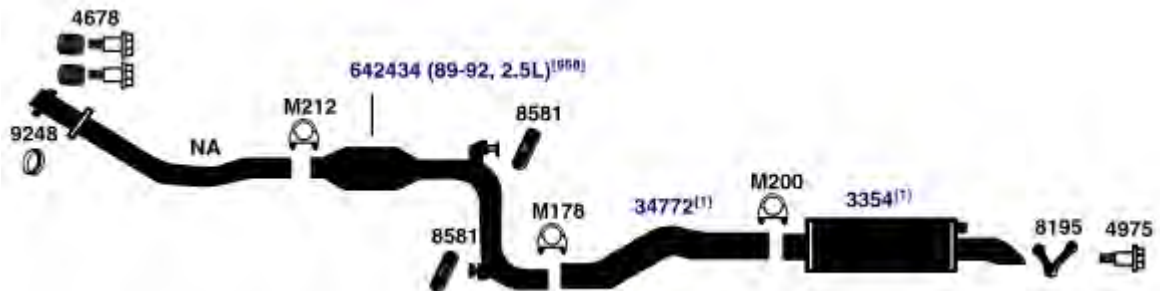
DIRECT FIT MSL/MAXIMUM Muffler... 700026, UNIVERSAL FIT MSL/MAXIMUM Muffler... 6582, Silentone DIY Muffler... 5563 and 14663 Spout

(11953) 91-94 4 Cyl. Spirit, 2.5L EFI Engine (153); with Catalytic Converter, without Resonator; except Turbo



DIRECT FIT MSL/MAXIMUM Muffler... 700026, UNIVERSAL FIT MSL/MAXIMUM Muffler... 6582, Silentone DIY Muffler... 5563 and 14663 Spout

(11951) 89-92 4 Cyl. Spirit, 2.5L EFI Turbo Engine (153); with Catalytic Converter
1991 4 Cyl. Spirit, R/T, 2.2L EFI Turbo Engine (135); with Catalytic Converter



DIRECT FIT MSL/MAXIMUM Muffler... 700026, UNIVERSAL FIT MSL/MAXIMUM Muffler... 6582, Silentone DIY Muffler... 5563 and 14663 Spout

NA-Not Available. NR-Not Required. FL-Remove and Re-Use Old Flange. ● Golden Warehouse. O.E.-Original Equipment.
Airtube Kit [4948] may be required to complete installation. EFI-Electronic Fuel Injection.

[1] OE system was a welded assembly. It is recommended that all parts noted [1] should be replaced.

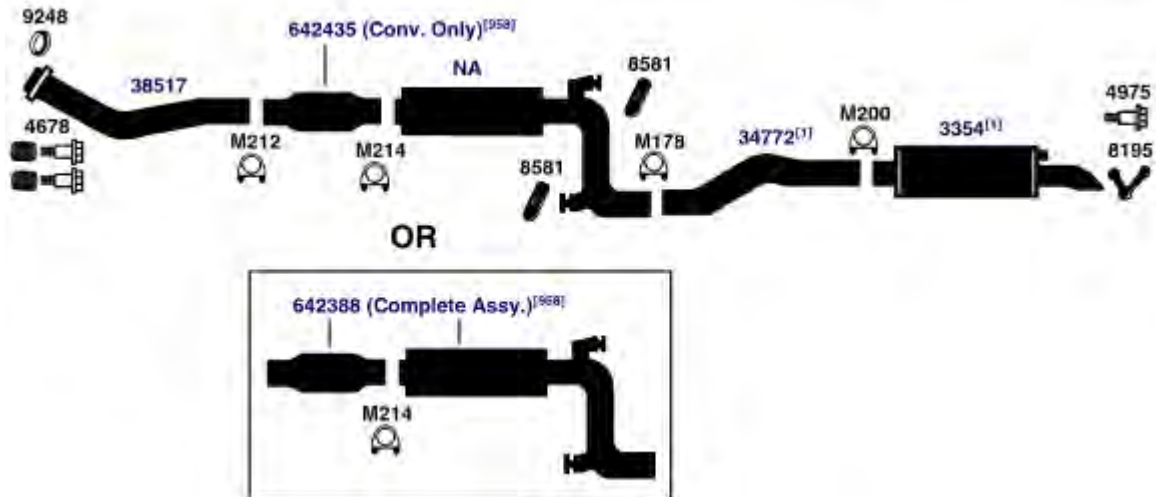
[98] Refer to current Catalytic Converter catalog or Website catalog for availability.

[213] Required for installation on 1993 models.

[958] Federal & California Emission vehicles. Not legal for sale for vehicles licensed in California.

89-91 6 Cyl. Spirit, 3.0L EFI Engine (181); with Catalytic Converter

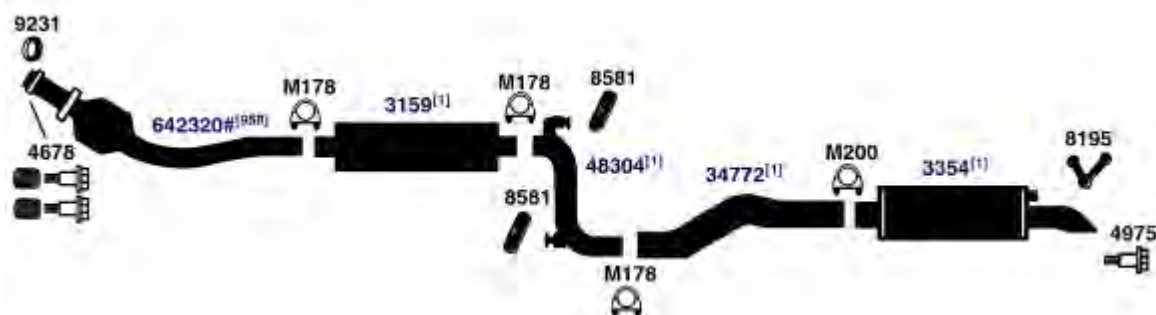
(11950)



DIRECT FIT MSL/MAXIMUM Muffler... 700026, UNIVERSAL FIT MSL/MAXIMUM Muffler... 6582, Silentone DIY Muffler... 5563 and 14663 Spout

89-90 4 Cyl. Spirit, 2.5L EFI Engine (153); with Catalytic Converter, with Resonator; except Turbo

(11952)



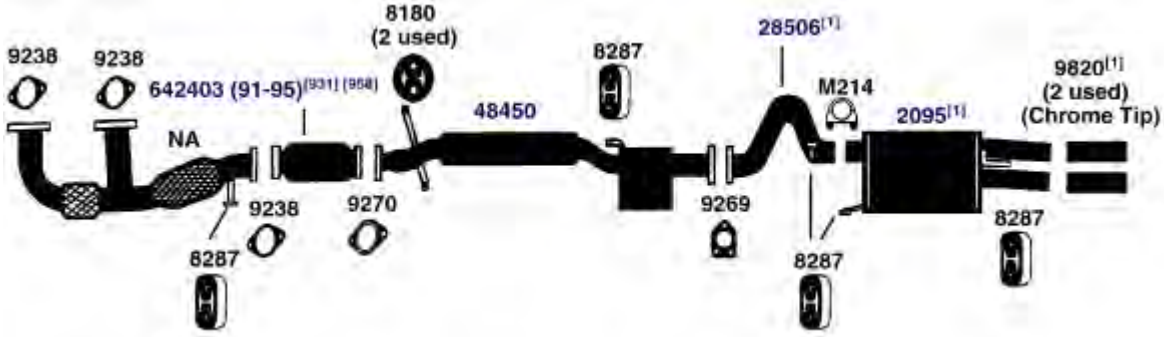
DIRECT FIT MSL/MAXIMUM Muffler... Front Muffler- 700067, Rear Muffler- 700026, UNIVERSAL FIT MSL/MAXIMUM Muffler... Rear Muffler- 6582, Silentone DIY Muffler... Rear Muffler- 5563 and 14663 Spout

NA-Not Available. NR-Not Required. FL-Remove and Re-Use Old Flange. ● Golden Warehouse. O.E.-Original Equipment.
Airtube Kit [4948] may be required to complete installation. EFI-Electronic Fuel Injection.

[1] OE system was a welded assembly. It is recommended that all parts noted [1] should be replaced. [958] Federal & California Emission vehicles. Not legal for sale for vehicles licensed in California.

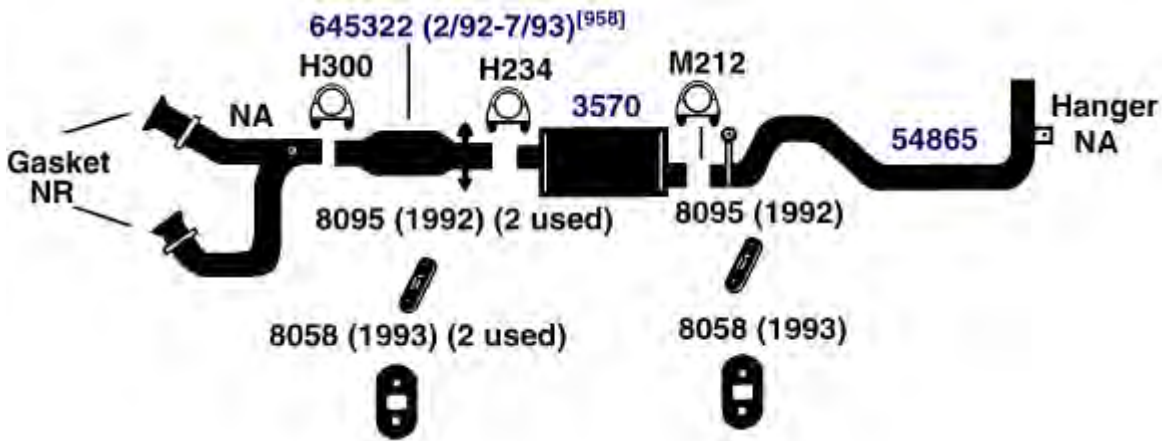
DODGE STEALTH

(14625) 91-94 6 Cyl. Stealth, 3.0L Engine; except Turbo and All Wheel Drive



DODGE W100/150 SERIES PICKUP

(23741) 92-93 6 Cyl. W150; 115" W.B.; 3.9L (239) Engine; 4 W.D.; 1/2 Ton; with Converter; after 2-4-92



DIRECT FIT MSL/MAXIMUM Muffler... 700028

NA-Not Available. NR-Not Required. FL-Remove and Re-Use Old Flange. ● Golden Warehouse. O.E.-Original Equipment.
Airtube Kit [4948] may be required to complete installation. EFI-Electronic Fuel Injection.

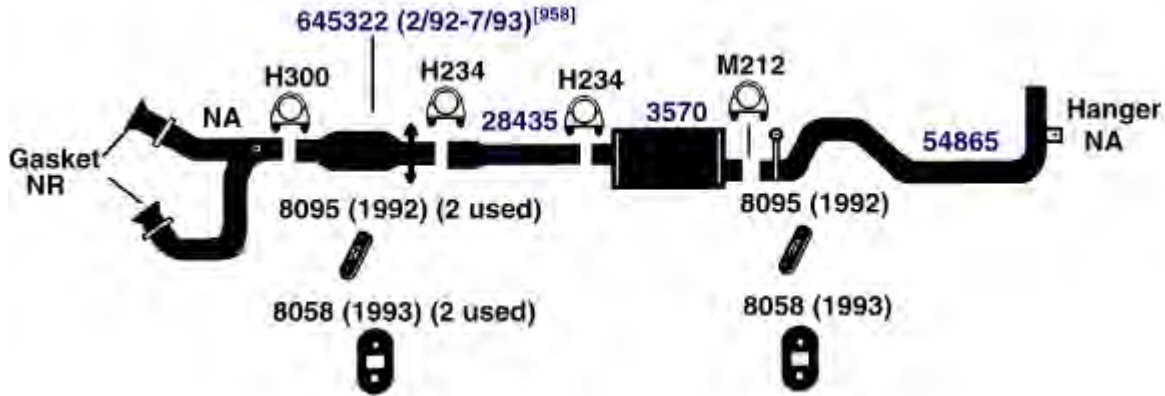
[1] OE system was a welded assembly. It is recommended that all parts noted [1] should be replaced.

[931] This unit was designed to fit many applications. Measurement of the old unit and cutting of new unit is required.

[958] Federal & California Emission vehicles. Not legal for sale for vehicles licensed in California.

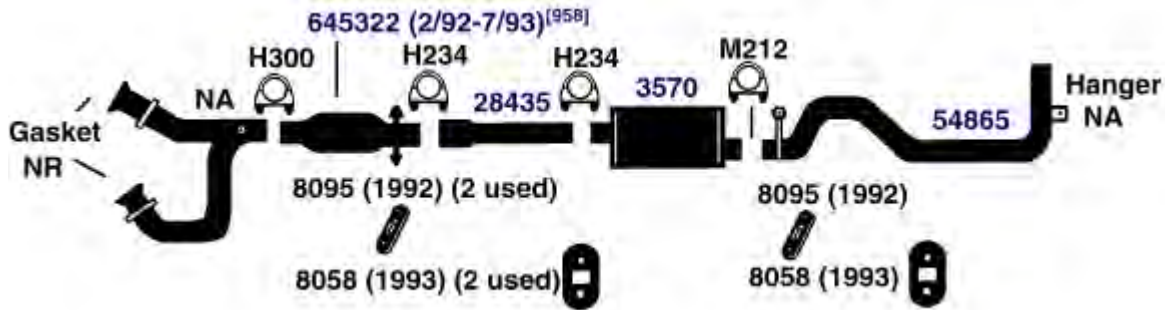
DODGE W100/150 SERIES PICKUP

92-93 6 Cyl. W150; 131" W.B.; 3.9L (239) Engine; 4 W.D.; 1/2 Ton; with Converter; after 2-4-92 (23739)



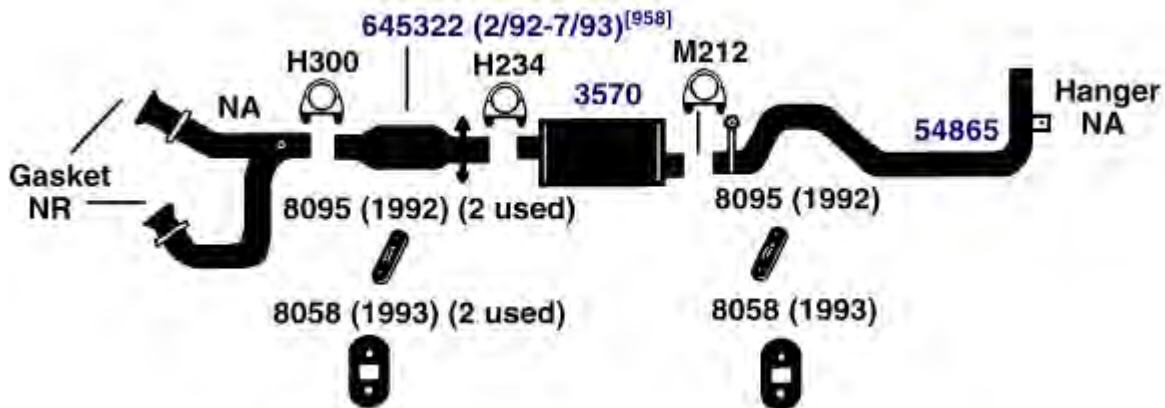
DIRECT FIT MSL/MAXIMUM Muffler... 700028

92-93 8 Cyl. W150; 131", 149" W.B.; Club Cab; 318 (5.2L), 360 (5.9L) Engine; 4 W.D.; 1/2 Ton; with Converter; after 2-4-92, under 8800 lbs. G.V.W. (25042)



DIRECT FIT MSL/MAXIMUM Muffler... 700028

92-93 8 Cyl. W150; 115" W.B., 318 (5.2L), 360 (5.9L) Engine; 4 W.D.; 1/2 Ton; with Converter; after 2-4-92, under 8800 lbs. G.V.W. (25044)



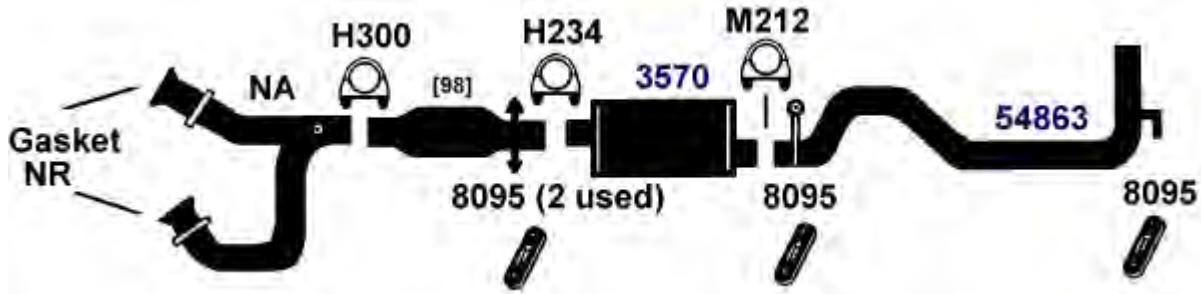
DIRECT FIT MSL/MAXIMUM Muffler... 700028

NA-Not Available. NR-Not Required. FL-Remove and Re-Use Old Flange. • Golden Warehouse. O.E.-Original Equipment.
Airtube Kit [4948] may be required to complete installation. EFI-Electronic Fuel Injection.

[958] Federal & California Emission vehicles. Not legal for sale for vehicles licensed in California.

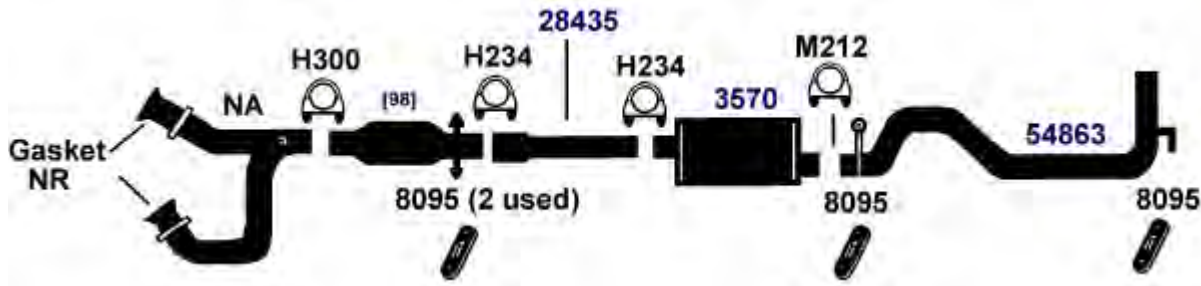
DODGE W100/150 SERIES PICKUP

(23742) 1992 6 Cyl. W150; 115" W.B.; 3.9L (239) Engine; 4 W.D.; 1/2 Ton; with Converter; up to 2-4-92



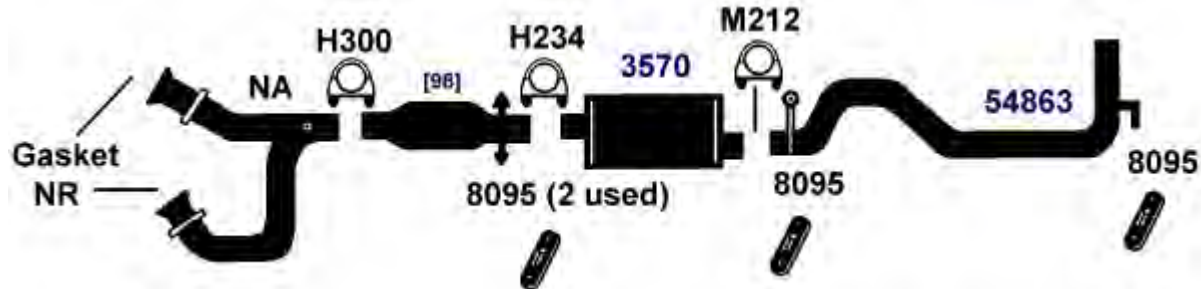
DIRECT FIT MSL/MAXIMUM Muffler... 700028

(23740) 1992 6 Cyl. W150; 131" W.B.; 3.9L (239) Engine; 4 W.D.; 1/2 Ton; with Converter; up to 2-4-92



DIRECT FIT MSL/MAXIMUM Muffler... 700028

(25045) 1992 8 Cyl. W150; 115" W.B.; 318 (5.2L) 360 (5.9L) Engine; 4 W.D.; 1/2 Ton; with Converter; up to 2-4-92



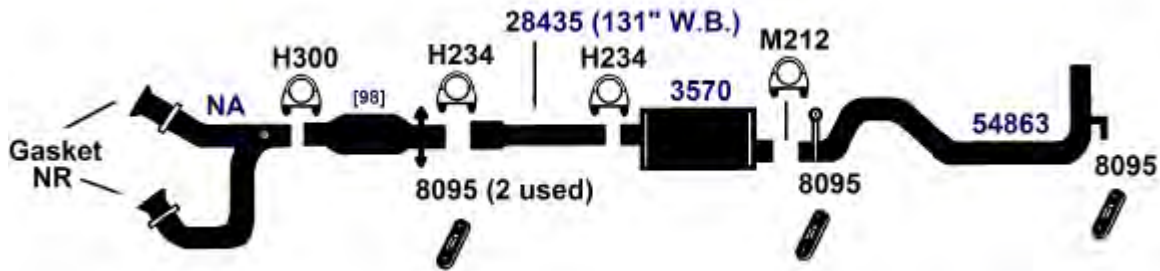
DIRECT FIT MSL/MAXIMUM Muffler... 700028

NA-Not Available. NR-Not Required. FL-Remove and Re-Use Old Flange. ● Golden Warehouse. O.E.-Original Equipment.
Airtube Kit [4948] may be required to complete installation. EFI-Electronic Fuel Injection.

[98] Refer to current Catalytic Converter catalog or Website catalog for availability.

DODGE W100/150 SERIES PICKUP

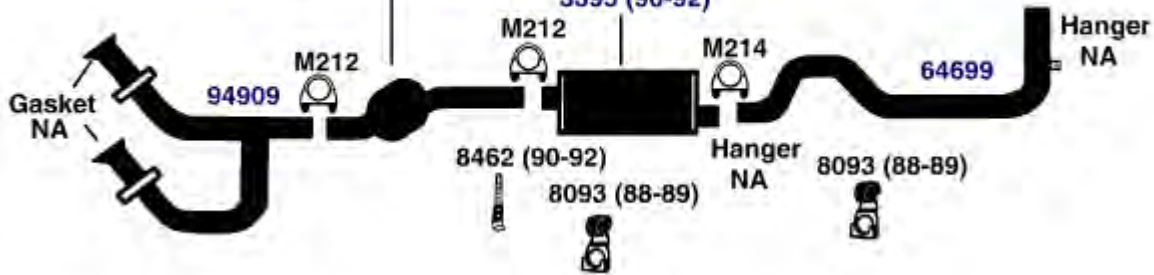
1992 8 Cyl. W150; 131", 149" W.B.; Club Cab; 318 (5.2L) 360 (5.9L) Engine; 4 W.D.; 1/2 Ton; with Converter; up to 2-4-92 **(25043)**



DIRECT FIT MSL/MAXIMUM Muffler... 700028

90-92 8 Cyl. W150; 115", 131" W.B.; 318, 360 Engine; 4 W.D.; 1/2 Ton; with Converter **(25040)**
88-89 8 Cyl. W100, W150; 115", 131" W.B.; 318 Engine; 4 W.D.; 1/2 Ton; with Converter

645900# (90-2/92, 5.9L, Under 8800 lbs. G.V.W.)^[958]
 645366 (88-90 5.2L)^[958] 2923 (88-89)
 3395 (90-92)



DIRECT FIT MSL/MAXIMUM Muffler... 90-92- 700271, 88-89- 700050, UNIVERSAL FIT MSL/MAXIMUM Muffler... 90-92- 6534, 88-89- 6510, Silentone DIY Muffler... 88-89- 5506

90-92 8 Cyl. W150; 149" W.B.; Club Cab; 318, 360 Engine; 4 W.D.; 1/2 Ton; with Converter **(25039)**

645900# (To 1992, 5.9L, Under 8800 lbs. G.V.W.)^[958]
 645366 (1990, 5.2L)^[958]



DIRECT FIT MSL/MAXIMUM Muffler... 700271, UNIVERSAL FIT MSL/MAXIMUM Muffler... 6534

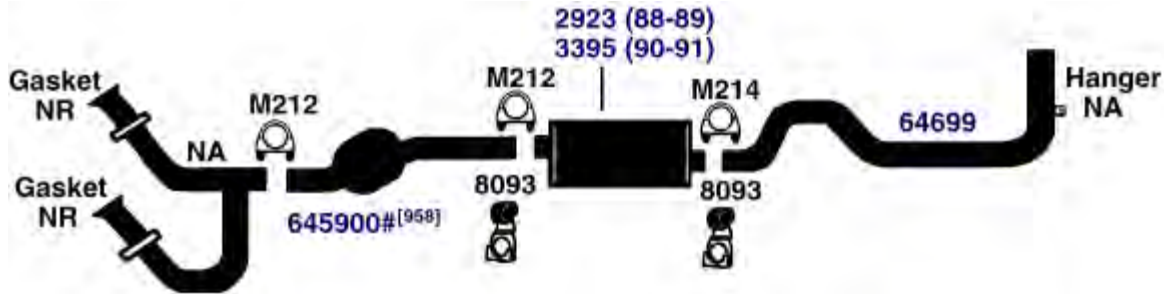
NA-Not Available. NR-Not Required. FL-Remove and Re-Use Old Flange. ● Golden Warehouse. O.E.-Original Equipment.
 # Airtube Kit [4948] may be required to complete installation. EFI-Electronic Fuel Injection.

[98] Refer to current Catalytic Converter catalog or Website catalog for availability.

[958] Federal & California Emission vehicles. Not legal for sale for vehicles licensed in California.

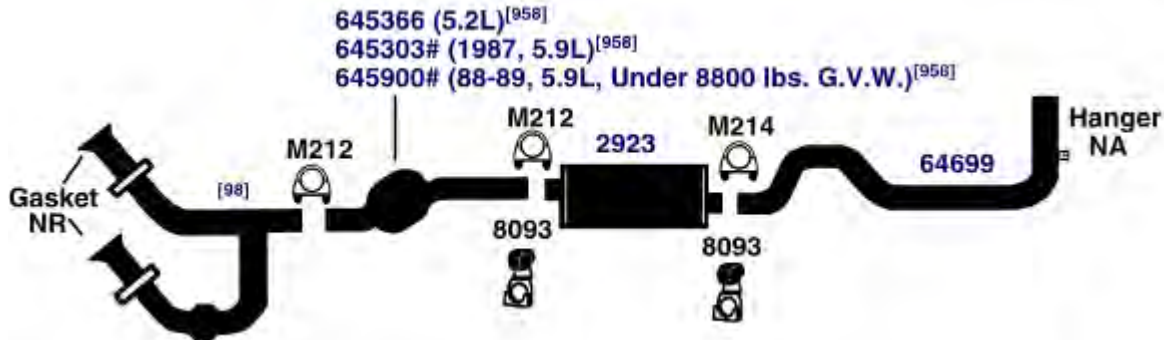
DODGE W100/150 SERIES PICKUP

(23738) 90-91 6 Cyl. W150; 115", 131" W.B.; 239 (3.9L) Engine; 4 W.D.; 1/2 Ton; with Converter
 88-89 6 Cyl. W100, W150; 115", 131" W.B.; 239 (3.9L) Engine; 4 W.D.; 1/2 Ton; with Converter



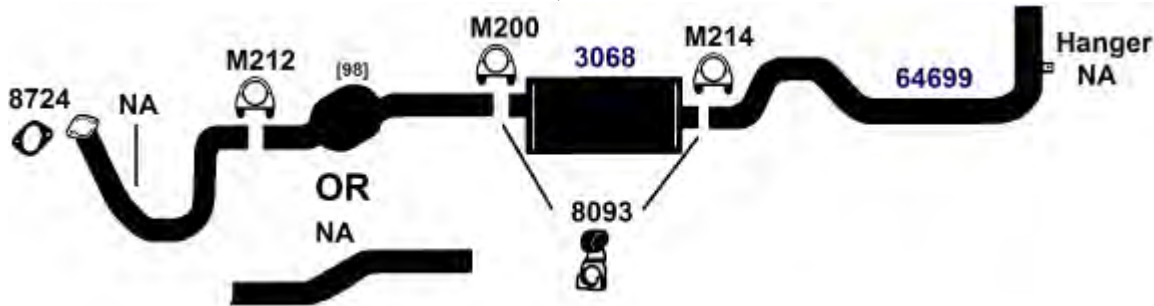
DIRECT FIT MSL/MAXIMUM Muffler... 88-89- 700050, 90-91- 700271, UNIVERSAL FIT MSL/MAXIMUM Muffler... 88-89- 6510, 90-91- 6534, Silentone DIY Muffler... 88-89- 5506

(25035) 88-89 8 Cyl. W100, W150; 115", 131" W.B.; 360 Engine; 4 W.D.; 1/2 Ton; with Converter
 1987 8 Cyl. W150; 115", 131" W.B.; 318, 360 Engine; 4 W.D.; 1/2 Ton; with Converter



DIRECT FIT MSL/MAXIMUM Muffler... 700050, UNIVERSAL FIT MSL/MAXIMUM Muffler... 6510, Silentone DIY Muffler... 5506

(23735) 1987 6 Cyl. W150; 115", 131" W.B.; 225 Engine; 4 W.D.; 1/2 Ton; with and without Converter; without Sound Control



DIRECT FIT MSL/MAXIMUM Muffler... 700062, UNIVERSAL FIT MSL/MAXIMUM Muffler... 6503, Silentone DIY Muffler... 5540

NA-Not Available. NR-Not Required. FL-Remove and Re-Use Old Flange. ● Golden Warehouse. O.E.-Original Equipment.

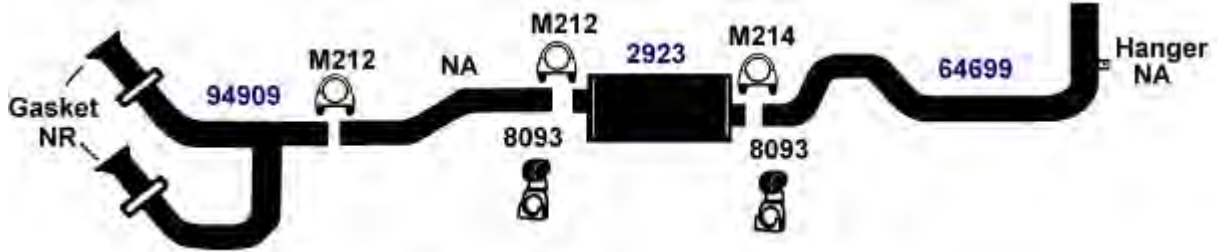
Airtube Kit [4948] may be required to complete installation. EFI-Electronic Fuel Injection.

[98] Refer to current Catalytic Converter catalog or Website catalog for availability.

[958] Federal & California Emission vehicles. Not legal for sale for vehicles licensed in California.

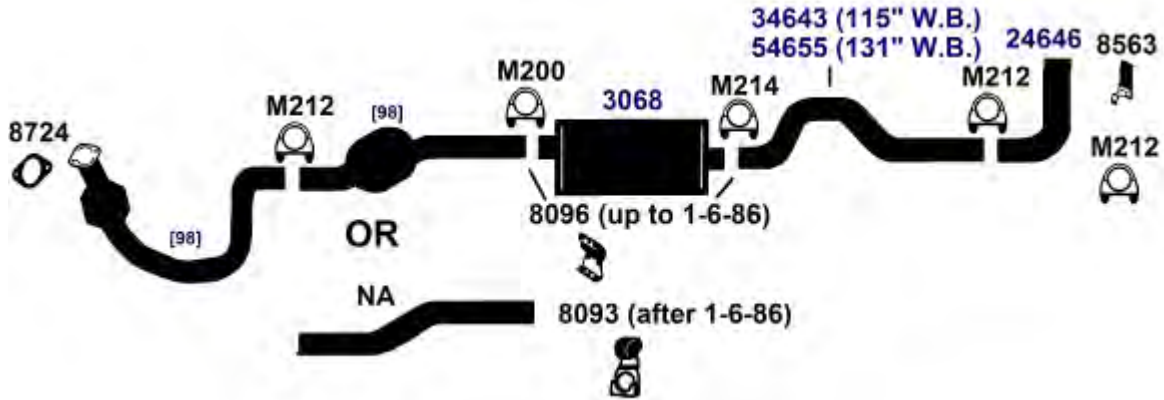
DODGE W100/150 SERIES PICKUP

1987 8 Cyl. W150; 115", 131" W.B.; 318, 360 Engine; 4 W.D.; 1/2 Ton; without Converter; **(25036)**
without Sound Control



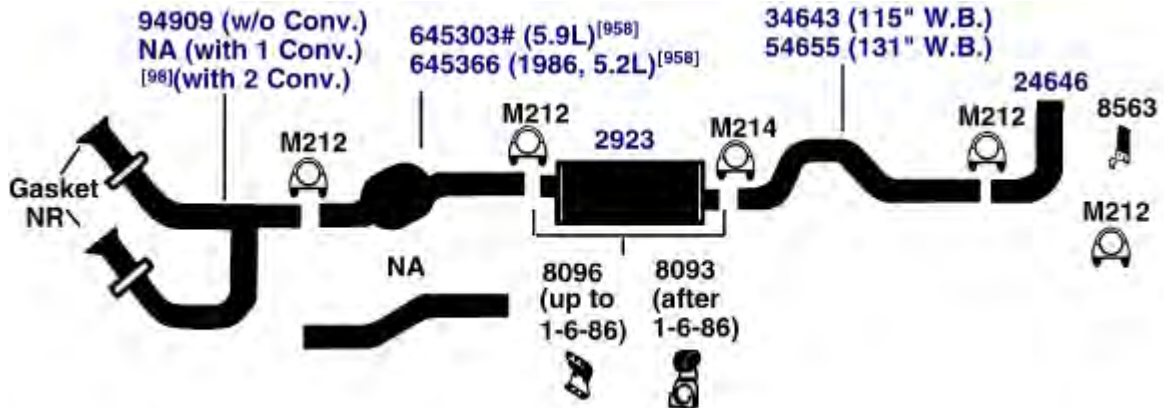
DIRECT FIT MSL/MAXIMUM Muffler... 700050, UNIVERSAL FIT MSL/MAXIMUM Muffler... 6510, Silentone DIY Muffler... 5506

85-86 6 Cyl. W150; 115", 131" W.B.; Regular Cab; 225 Engine; 4 W.D.; 1/2 Ton; with and **(23732)**
without Converter



DIRECT FIT MSL/MAXIMUM Muffler... 700062, UNIVERSAL FIT MSL/MAXIMUM Muffler... 6503, Silentone DIY Muffler... 5540

85-86 8 Cyl. W150; 115", 131" W.B.; Regular Cab; 318, 360 Engine; 4 W.D.; 1/2 Ton; with **(25032)**
and without Converter



DIRECT FIT MSL/MAXIMUM Muffler... 700050, UNIVERSAL FIT MSL/MAXIMUM Muffler... 6510, Silentone DIY Muffler... 5506

NA-Not Available. NR-Not Required. FL-Remove and Re-Use Old Flange. ● Golden Warehouse. O.E.-Original Equipment.

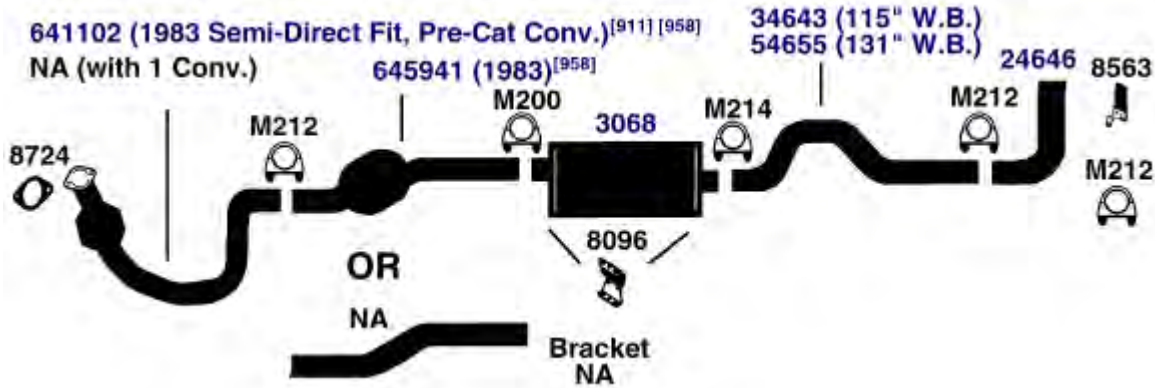
Airtube Kit [4948] may be required to complete installation. EFI-Electronic Fuel Injection.

[98] Refer to current Catalytic Converter catalog or Website catalog for availability.

[958] Federal & California Emission vehicles. Not legal for sale for vehicles licensed in California.

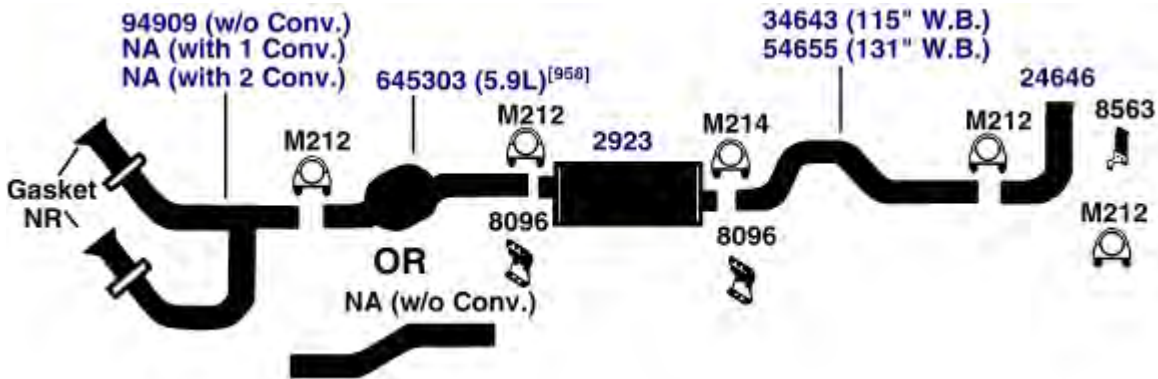
DODGE W100/150 SERIES PICKUP

(23732E) 83-84 6 Cyl. W150; 115", 131" W.B.; Regular Cab; 225 Engine; 4 W.D.; 1/2 Ton; with and without Converter



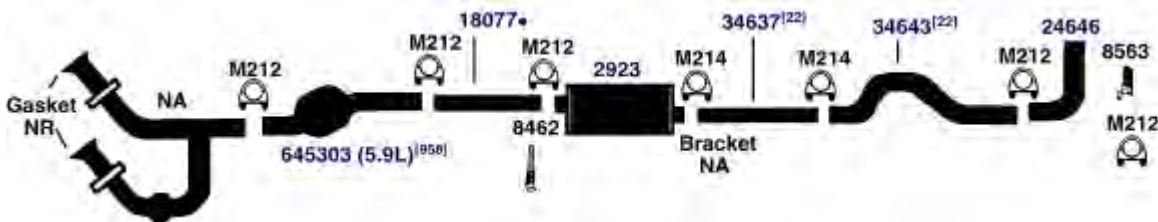
DIRECT FIT MSL/MAXIMUM Muffler... 700062, UNIVERSAL FIT MSL/MAXIMUM Muffler... 6503, Silentone DIY Muffler... 5540

(25032E) 83-84 8 Cyl. W150; 115", 131" W.B.; Regular Cab; 318, 360 Engine; 4 W.D.; 1/2 Ton; with and without Converter



DIRECT FIT MSL/MAXIMUM Muffler... 700050, UNIVERSAL FIT MSL/MAXIMUM Muffler... 6510, Silentone DIY Muffler... 5506

(25026) 1982 8 Cyl. W150; 149" W.B., Club Cab; 318, 360 Engine; 4 W.D.; 1/2 Ton; with two Converters



DIRECT FIT MSL/MAXIMUM Muffler... 700050, UNIVERSAL FIT MSL/MAXIMUM Muffler... 6510, Silentone DIY Muffler... 5506

NA-Not Available. NR-Not Required. FL-Remove and Re-Use Old Flange. ● Golden Warehouse. O.E.-Original Equipment.
Airtube Kit [4948] may be required to complete installation. EFI-Electronic Fuel Injection.

[22] O.E. exhaust pipe was one piece. Replacement is two pieces.

[69] Refer to Stack Pipe listings in TruckEx Catalog for options.

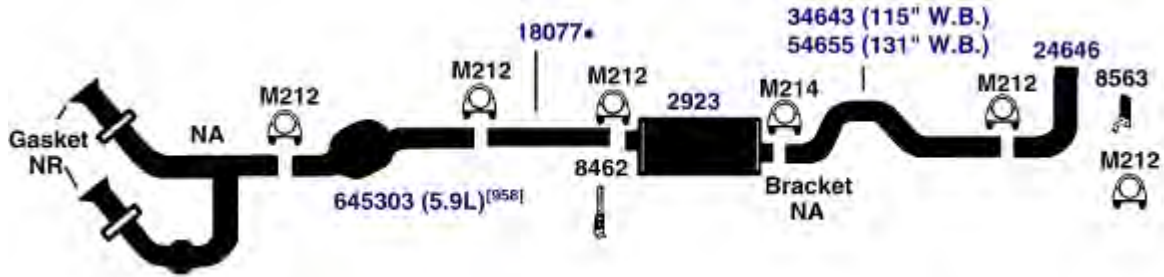
[98] Refer to current Catalytic Converter catalog or Website catalog for availability.

[911] Semi-Direct Fit converter. Fabrication required.

[958] Federal & California Emission vehicles. Not legal for sale for vehicles licensed in California.

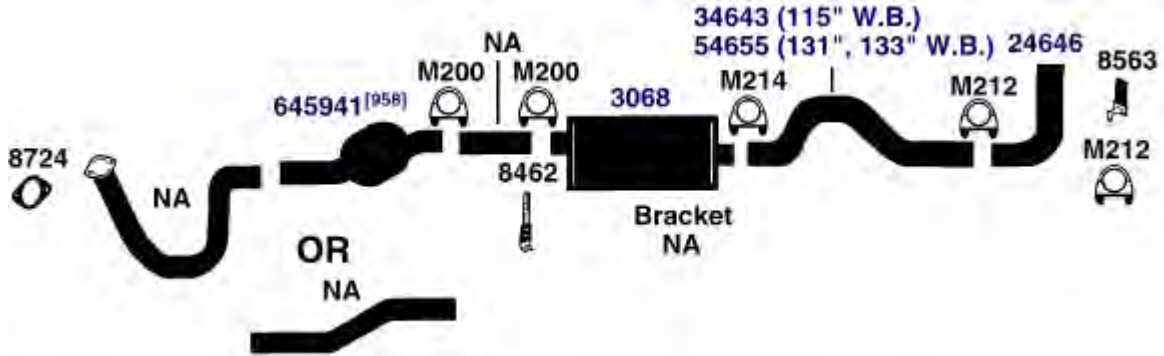
DODGE W100/150 SERIES PICKUP

1982 8 Cyl. W150; 115", 131" W.B.; Regular Cab; 318, 360 Engine; 4 W.D.; 1/2 Ton; with two Converters **(25029)**



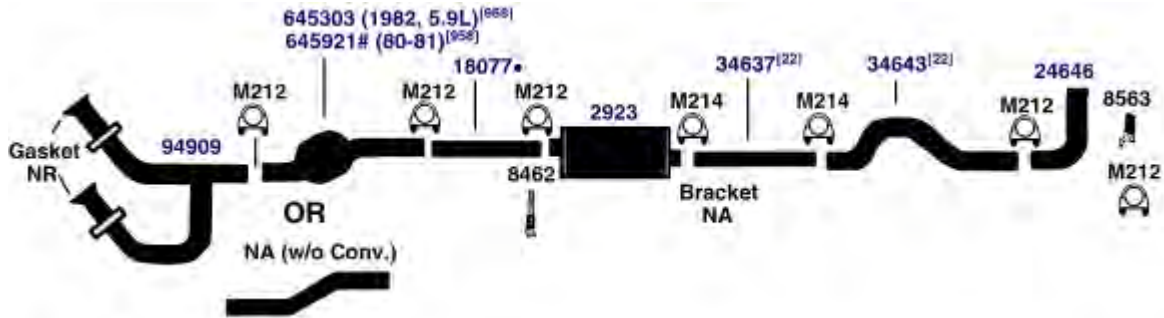
DIRECT FIT MSL/MAXIMUM Muffler... 700050, UNIVERSAL FIT MSL/MAXIMUM Muffler... 6510, Silentone DIY Muffler... 5506

80-82 6 Cyl. W150; 115", 131" W.B.; Regular Cab; 133" W.B., Club Cab; 225 Engine; 4 W.D.; 1/2 Ton; with and without Converter; with and without Sound Control **(23729)**



DIRECT FIT MSL/MAXIMUM Muffler... 700062, UNIVERSAL FIT MSL/MAXIMUM Muffler... 6503, Silentone DIY Muffler... 5540

80-82 8 Cyl. W150; 149" W.B., Club Cab; 318, 360 Engine; 4 W.D.; 1/2 Ton; with or without Converter **(25022)**



DIRECT FIT MSL/MAXIMUM Muffler... 700050, UNIVERSAL FIT MSL/MAXIMUM Muffler... 6510, Silentone DIY Muffler... 5506

NA-Not Available. NR-Not Required. FL-Remove and Re-Use Old Flange. ● Golden Warehouse. O.E.-Original Equipment.
Airtube Kit [4948] may be required to complete installation. EFI-Electronic Fuel Injection.

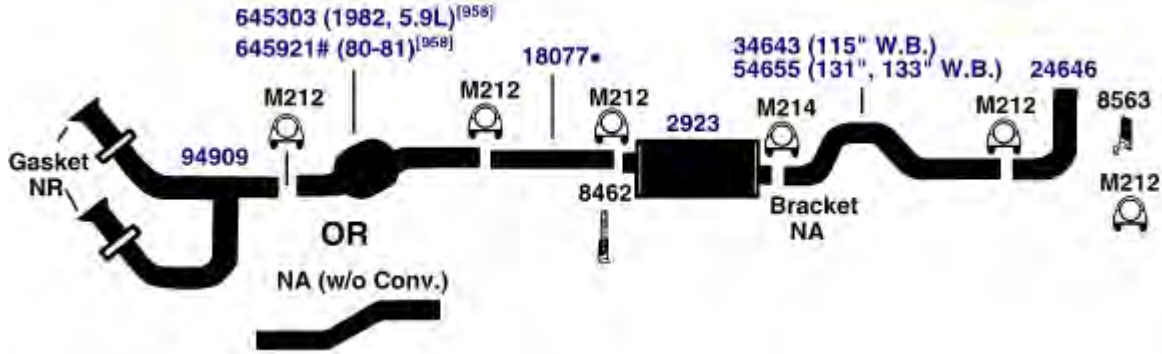
[22] O.E. exhaust pipe was one piece. Replacement is two pieces.

[98] Refer to current Catalytic Converter catalog or Website catalog for availability.

[958] Federal & California Emission vehicles. Not legal for sale for vehicles licensed in California.

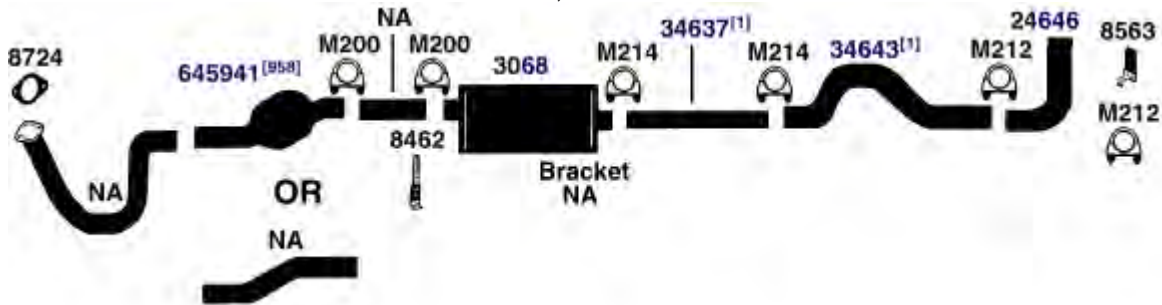
DODGE W100/150 SERIES PICKUP

(25024) 80-82 8 Cyl. W150; 115", 131" W.B., Regular Cab; 133" W.B., Club Cab; 318, 360 Engine; 4 W.D.; 1/2 Ton; with and without Converter



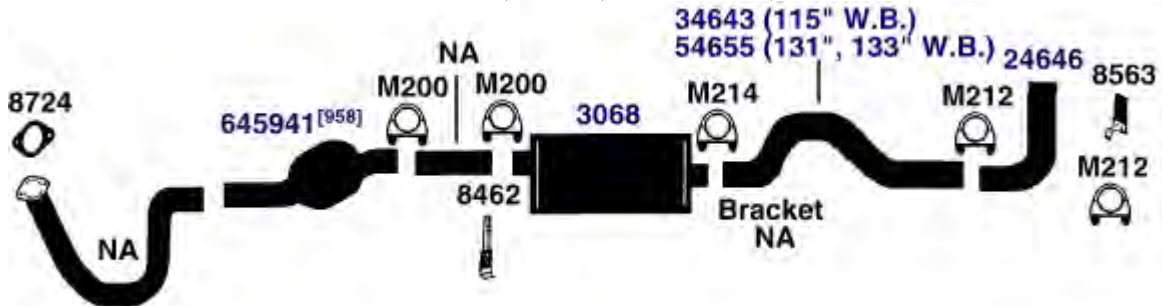
DIRECT FIT MSL/MAXIMUM Muffler... 700050, UNIVERSAL FIT MSL/MAXIMUM Muffler... 6510, Silentone DIY Muffler... 5506

(23720) 80-81 6 Cyl. W150; 149" W.B., Club Cab; 225 Engine; 4 W.D.; 1/2 Ton; with and without Converter; with Sound Control



DIRECT FIT MSL/MAXIMUM Muffler... 700062, UNIVERSAL FIT MSL/MAXIMUM Muffler... 6503, Silentone DIY Muffler... 5540

(23727) 80-81 6 Cyl. W150; 115", 131" W.B.; Regular Cab; 133" W.B., Club Cab; 225 Engine; 4 W.D.; 1/2 Ton; with Converter; with Sound Control



DIRECT FIT MSL/MAXIMUM Muffler... 700062, UNIVERSAL FIT MSL/MAXIMUM Muffler... 6503, Silentone DIY Muffler... 5540

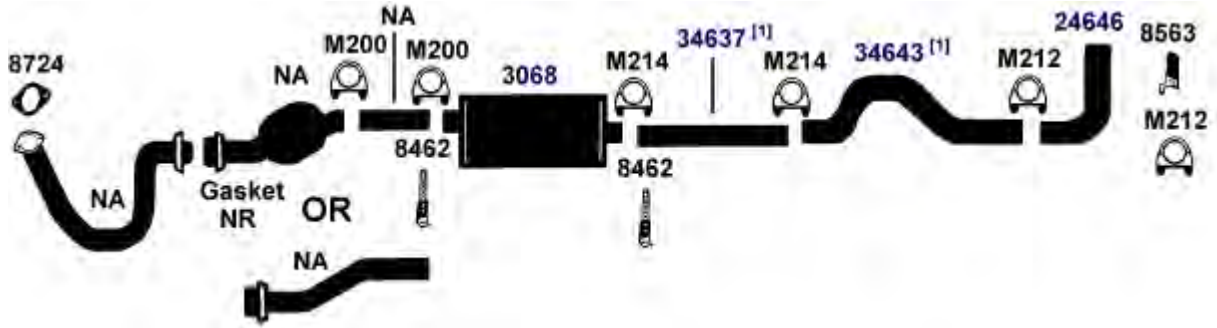
NA-Not Available. NR-Not Required. FL-Remove and Re-Use Old Flange. ● Golden Warehouse. O.E.-Original Equipment.

Airtube Kit [4948] may be required to complete installation. EFI-Electronic Fuel Injection.

[1] OE system was a welded assembly. It is recommended that all parts noted [1] should be replaced. [958] Federal & California Emission vehicles. Not legal for sale for vehicles licensed in California.

DODGE W100/150 SERIES PICKUP

1979 6 Cyl. W150; 149" W.B.; Club Cab; 225 Engine; 4 W.D.; 1/2 Ton; with and without Converter **(23714)**



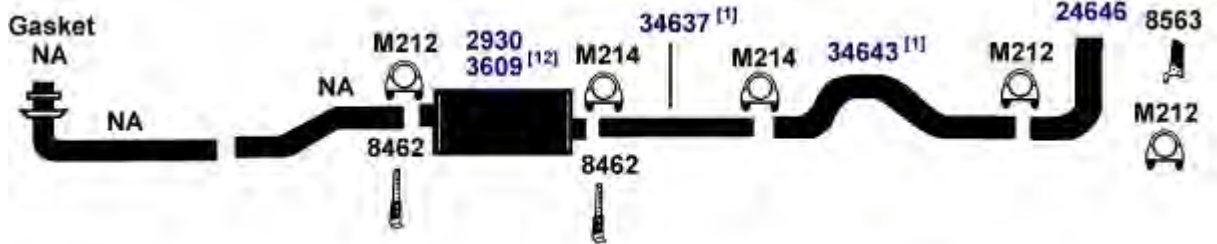
DIRECT FIT MSL/MAXIMUM Muffler... 700062, UNIVERSAL FIT MSL/MAXIMUM Muffler... 6503, Silentone DIY Muffler... 5540

1979 6 Cyl. W150; 115", 131" W.B.; Regular Cab; 133" W.B., Club Cab; Diesel Engine **(23713)**



UNIVERSAL FIT MSL/MAXIMUM Muffler... 6510, Silentone DIY Muffler... 5506 and 9206 Heat Shield

1979 6 Cyl. W150; 149" W.B., Club Cab; Diesel Engine **(23712)**



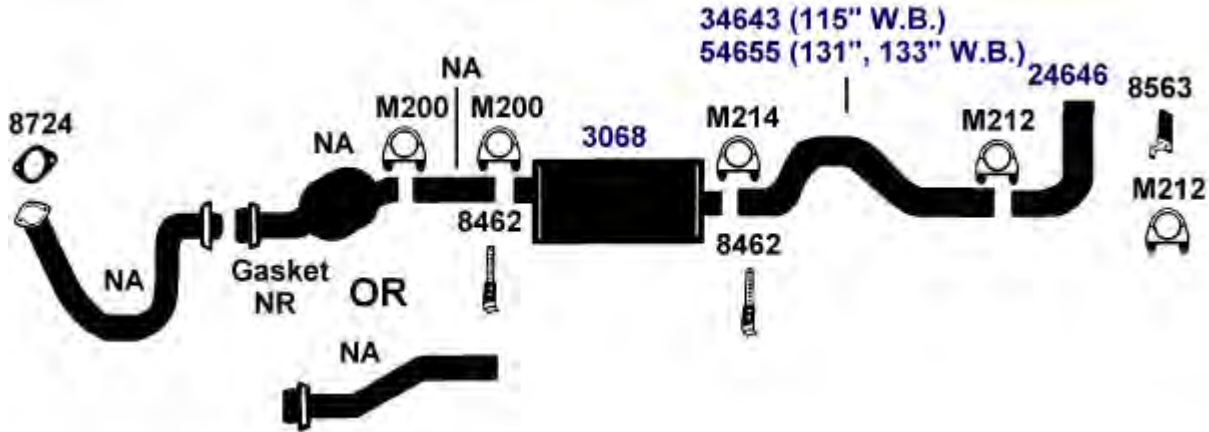
UNIVERSAL FIT MSL/MAXIMUM Muffler... 6510, Silentone DIY Muffler... 5506 and 9206 Heat Shield

NA-Not Available. NR-Not Required. FL-Remove and Re-Use Old Flange. • Golden Warehouse. O.E.-Original Equipment.
Airtube Kit [4948] may be required to complete installation. EFI-Electronic Fuel Injection.

- [1] OE system was a welded assembly. It is recommended that all parts noted [1] [98] Refer to current Catalytic Converter catalog or Website catalog for availability. should be replaced.
- [12] Optional Heavy Duty Muffler.

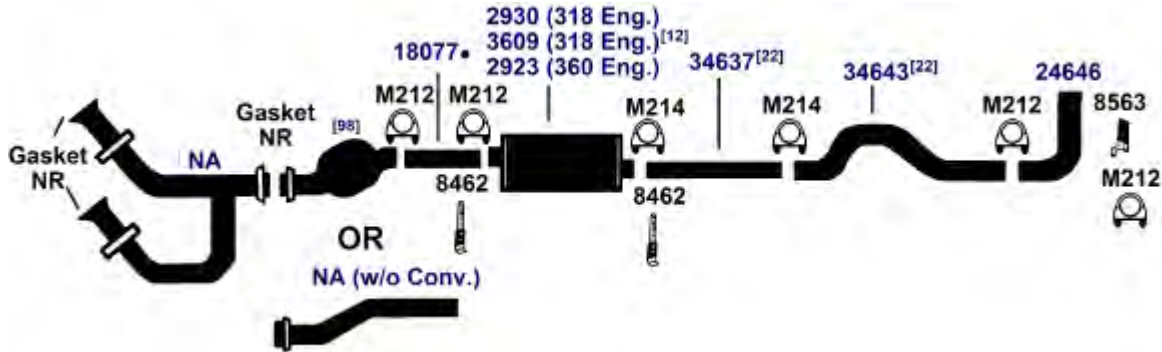
DODGE W100/150 SERIES PICKUP

(23717) 1979 6 Cyl. W150; 115", 131" W.B.; Regular Cab; 133" W.B., Club Cab; 225 Engine; 4 W.D.; 1/2 Ton; with and without Converter; with and without Sound Control



DIRECT FIT MSL/MAXIMUM Muffler... 700062, UNIVERSAL FIT MSL/MAXIMUM Muffler... 6503, Silentone DIY Muffler... 5540

(25018) 1979 8 Cyl. W150; 149" W.B., Club Cab; 318, 360 Engine; 4 W.D.; 1/2 Ton; with or without Converter



DIRECT FIT MSL/MAXIMUM Muffler... 360 Engine- 700050, UNIVERSAL FIT MSL/MAXIMUM Muffler... 360 Engine- 6510, 318 Engine- 6510, Silentone DIY Muffler... 360 Engine- 5506, 318 Engine- 5506 and 9206 Heat Shield

NA-Not Available. NR-Not Required. FL-Remove and Re-Use Old Flange. ● Golden Warehouse. O.E.-Original Equipment.
Airtube Kit [4948] may be required to complete installation. EFI-Electronic Fuel Injection.

[1] OE system was a welded assembly. It is recommended that all parts noted [1] should be replaced.

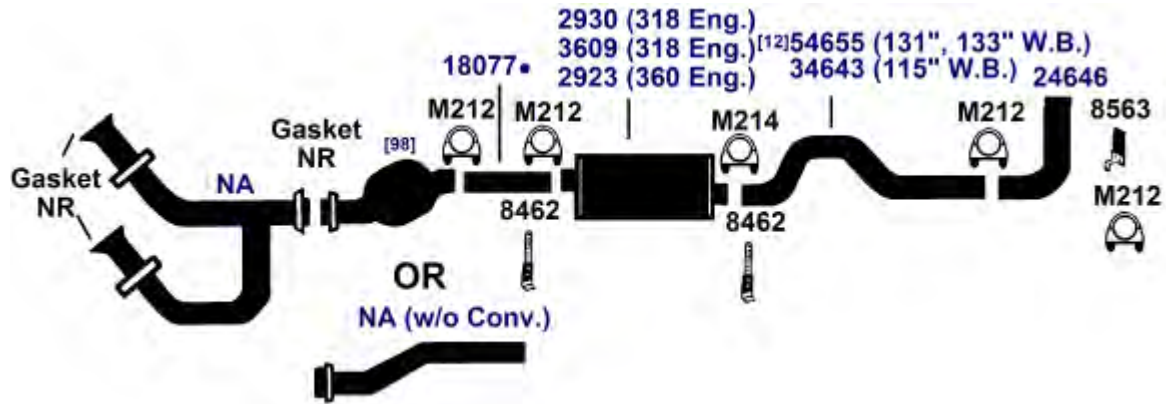
[12] Optional Heavy Duty Muffler.

[22] O.E. exhaust pipe was one piece. Replacement is two pieces.

[98] Refer to current Catalytic Converter catalog or Website catalog for availability.

DODGE W100/150 SERIES PICKUP

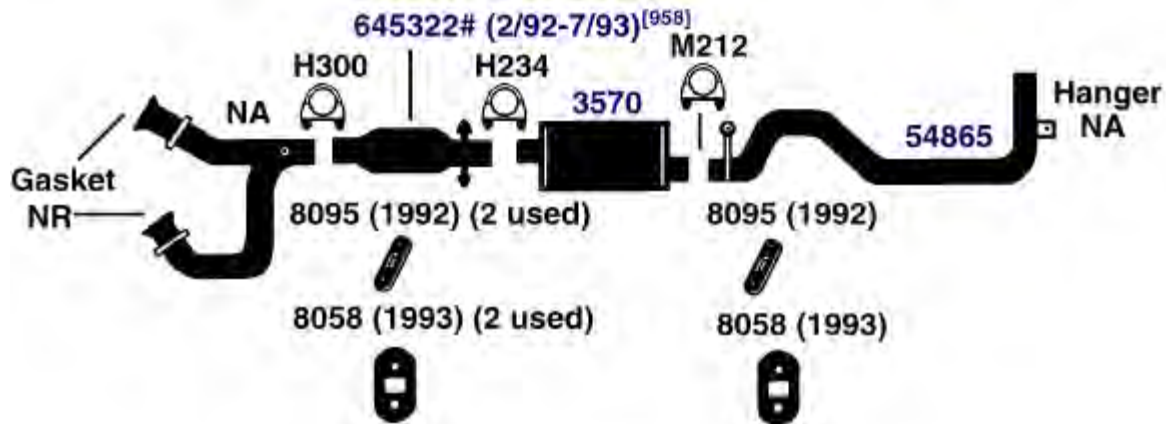
1979 8 Cyl. W150; 115", 131" W.B., Regular Cab; 133" W.B., Club Cab; 318, 360 Engine; 4 (25020)
W.D.; 1/2 Ton; with or without Converter



DIRECT FIT MSL/MAXIMUM Muffler... 360 Engine- 700050, UNIVERSAL FIT MSL/MAXIMUM Muffler... 318 Engine- 6510, 360 Engine- 6510, Silentone DIY Muffler... 318 Engine- 5506 and 9206 Heat Shield, 360 Engine- 5506

DODGE W200/250 SERIES PICKUP

92-93 8 Cyl. W250; 115" W.B.; 318 (5.2L), 360 (5.9L) Engine; 4 W.D.; 3/4 Ton; with (25355)
Converter; after 2-4-92, under 8800 lbs. G.V.W.



DIRECT FIT MSL/MAXIMUM Muffler... 700028

NA-Not Available. NR-Not Required. FL-Remove and Re-Use Old Flange. • Golden Warehouse. O.E.-Original Equipment.
Airtube Kit [4948] may be required to complete installation. EFI-Electronic Fuel Injection.

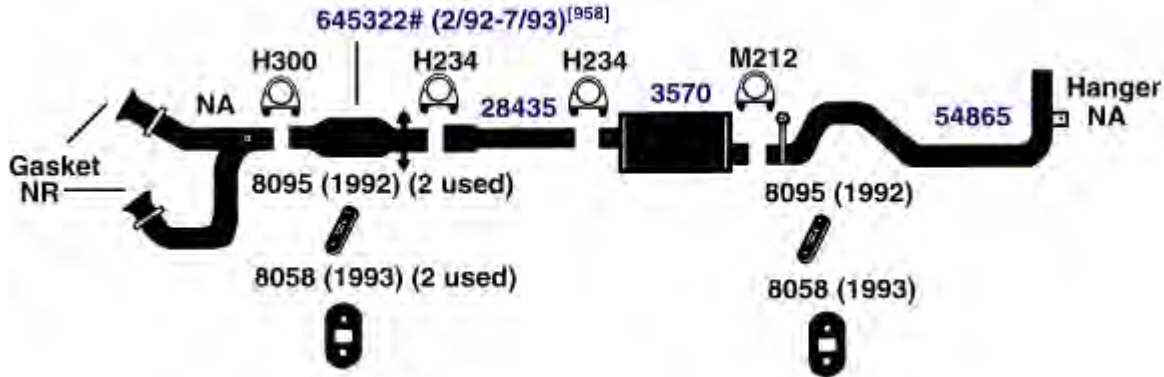
[12] Optional Heavy Duty Muffler.

[98] Refer to current Catalytic Converter catalog or Website catalog for availability.

[958] Federal & California Emission vehicles. Not legal for sale for vehicles licensed in California.

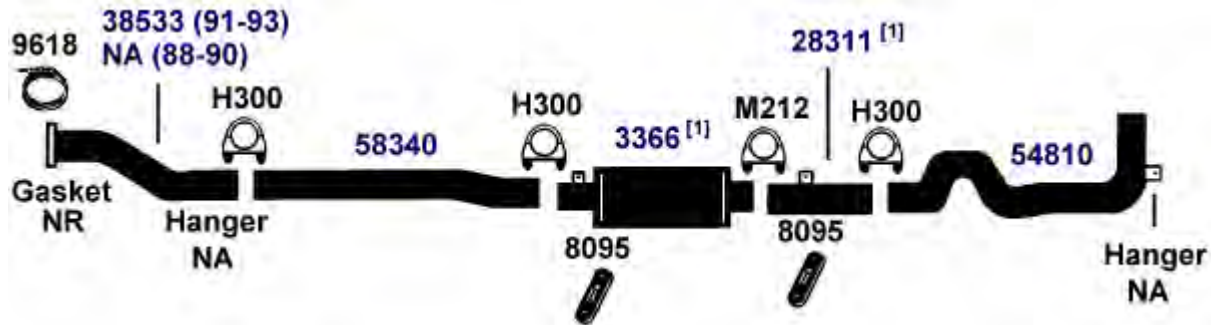
DODGE W200/250 SERIES PICKUP

(25353) 92-93 8 Cyl. W250; 131" W.B.; 318 (5.2L), 360 (5.9L) Engine; 4 W.D.; 3/4 Ton; with Converter; after 2-4-92, under 8800 lbs. G.V.W.



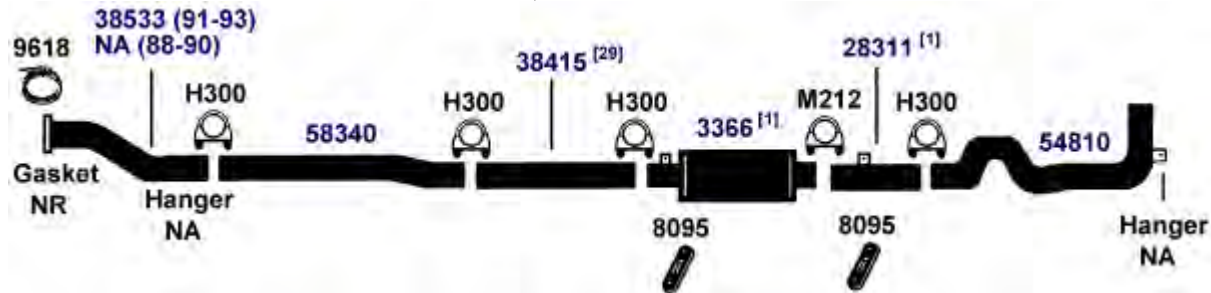
DIRECT FIT MSL/MAXIMUM Muffler... 700028

(24026) 88-93 6 Cyl. W250; 131" W.B.; 5.9L (360) Cummins Turbo Diesel Engine; 4 W.D.; 3/4 Ton; without Converter



DIRECT FIT MSL/MAXIMUM Muffler... 700322

(24027) 88-93 6 Cyl. W250; 149" W.B., Club Cab; 5.9L (360) Cummins Turbo Diesel Engine; 4 W.D.; 3/4 Ton; without Converter



DIRECT FIT MSL/MAXIMUM Muffler... 700322

NA-Not Available. NR-Not Required. FL-Remove and Re-Use Old Flange. ● Golden Warehouse. O.E.-Original Equipment.

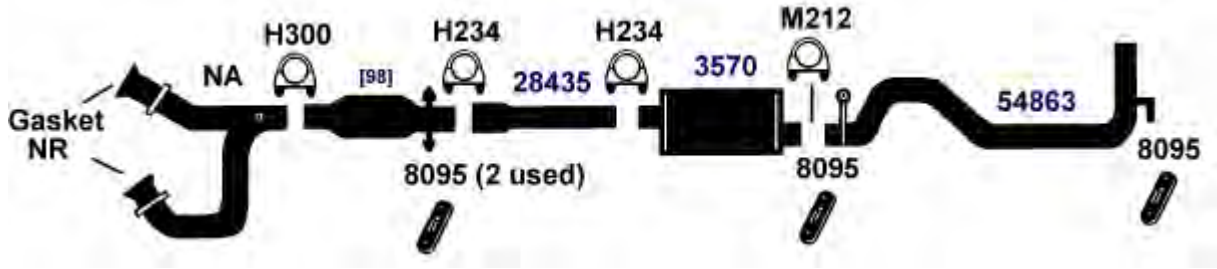
Airtube Kit [4948] may be required to complete installation. EFI-Electronic Fuel Injection.

[1] OE system was a welded assembly. It is recommended that all parts noted [1] should be replaced. [958] Federal & California Emission vehicles. Not legal for sale for vehicles licensed in California.

[29] Cut as required.

DODGE W200/250 SERIES PICKUP

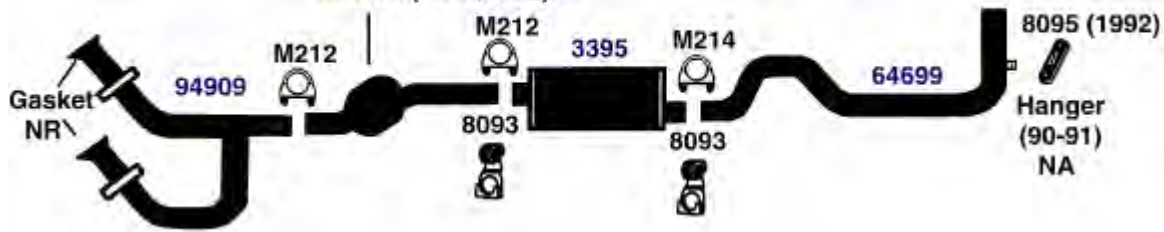
1992 8 Cyl. W250; 131" W.B.; 318 (5.2L), 360 (5.9L) Engine; 4 W.D.; 3/4 Ton; with Converter; up to 2-4-92, under 8800 lbs. G.V.W. **(25354)**



DIRECT FIT MSL/MAXIMUM Muffler... 700028

1992 8 Cyl. W250; 131" W.B.; 360 (5.9L) Engine; 4 W.D.; 3/4 Ton; with Converter **(25352)**
90-91 8 Cyl. W250; 131" W.B.; 318, 360 Engine; 4 W.D.; 3/4 Ton; with Converter; without Sound Control

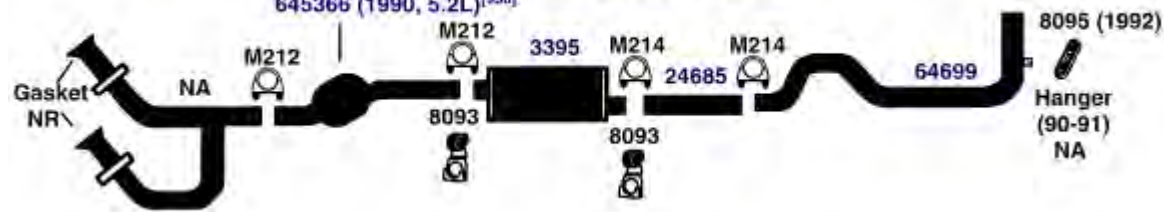
645900# (90-2/92 5.9L, Under 8800 lbs. G.V.W.)^[958]
 645366 (1990, 5.2L)^[958]



DIRECT FIT MSL/MAXIMUM Muffler... 700271, UNIVERSAL FIT MSL/MAXIMUM Muffler... 6534

1992 8 Cyl. W250; 149" W.B., Club Cab; 360 (5.9L) Engine; 4 W.D.; 3/4 Ton; with Converter **(25351)**
90-91 8 Cyl. W250; 149" W.B., Club Cab; 318, 360 Engine; 4 W.D.; 3/4 Ton; with Converter; without Sound Control

645900# (90-2/92 5.9L, Under 8800 lbs. G.V.W.)^[958]
 645366 (1990, 5.2L)^[958]



DIRECT FIT MSL/MAXIMUM Muffler... 700271, UNIVERSAL FIT MSL/MAXIMUM Muffler... 6534

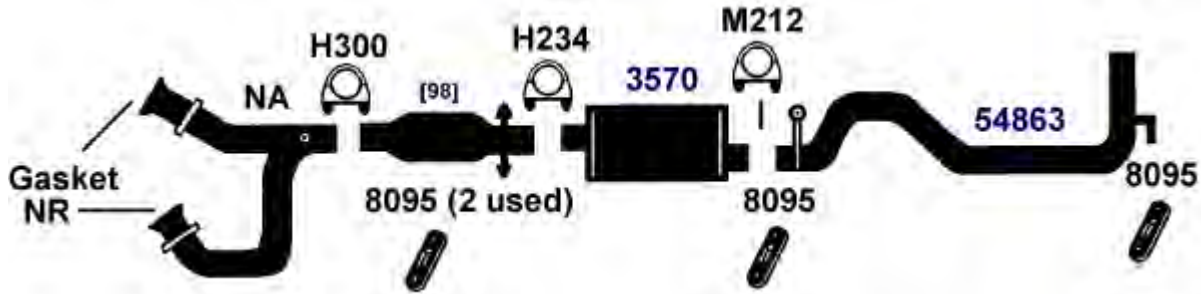
NA-Not Available. NR-Not Required. FL-Remove and Re-Use Old Flange. ● Golden Warehouse. O.E.-Original Equipment.
 # Airtube Kit [4948] may be required to complete installation. EFI-Electronic Fuel Injection.

[98] Refer to current Catalytic Converter catalog or Website catalog for availability.

[958] Federal & California Emission vehicles. Not legal for sale for vehicles licensed in California.

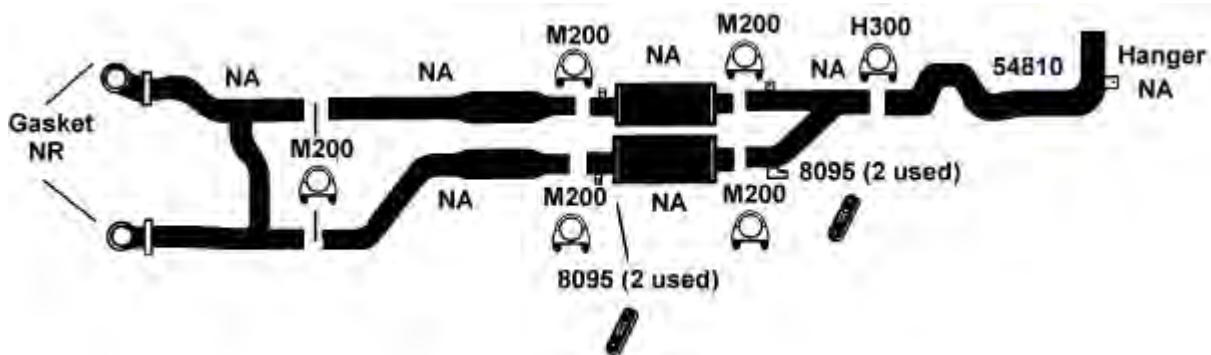
DODGE W200/250 SERIES PICKUP

(25356) 1992 8 Cyl. W250; 115" W.B.; 318 (5.2L), 360 (5.9L) Engine; 4 W.D.; 3/4 Ton; with Converter; up to 2-4-92, under 8800 lbs. G.V.W.

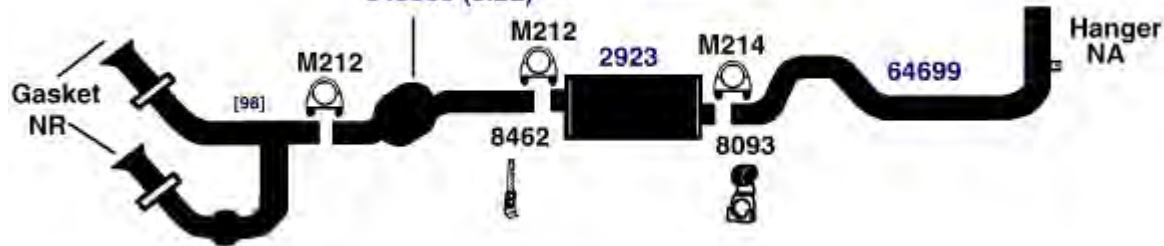


DIRECT FIT MSL/MAXIMUM Muffler... 700028

(25350) 88-89 8 Cyl. W250; 131" W.B.; 360 Engine; 4 W.D.; 3/4 Ton; without Converter; Dual Exhaust



(25345) 88-89 8 Cyl. W250; 131" W.B.; 318, 360 Engine; 4 W.D.; 3/4 Ton; with Converter
 645900# (5.9L, Under 8800 lbs. G.V.W.)^[958]
 645366 (5.2L)^[958]



DIRECT FIT MSL/MAXIMUM Muffler... 700050, UNIVERSAL FIT MSL/MAXIMUM Muffler... 6510, Silentone DIY Muffler... 5506

NA-Not Available. NR-Not Required. FL-Remove and Re-Use Old Flange. ● Golden Warehouse. O.E.-Original Equipment.

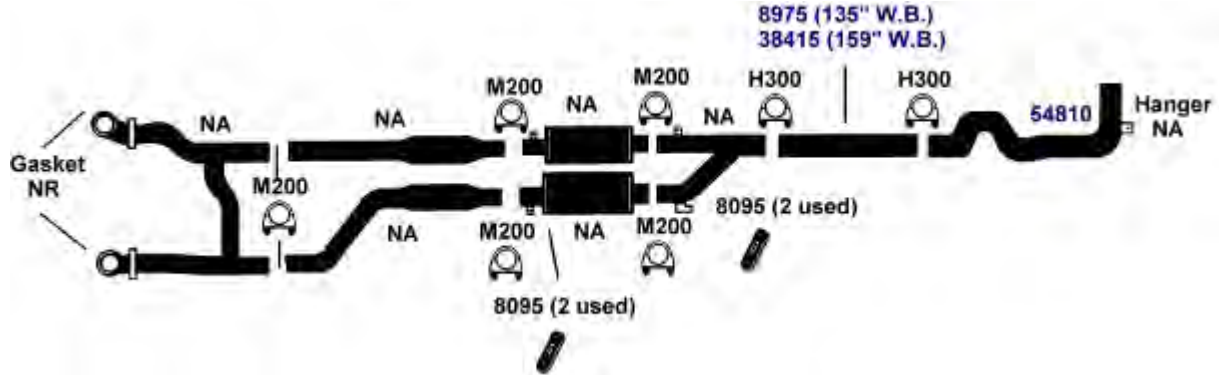
Airtube Kit [4948] may be required to complete installation. EFI-Electronic Fuel Injection.

[98] Refer to current Catalytic Converter catalog or Website catalog for availability.

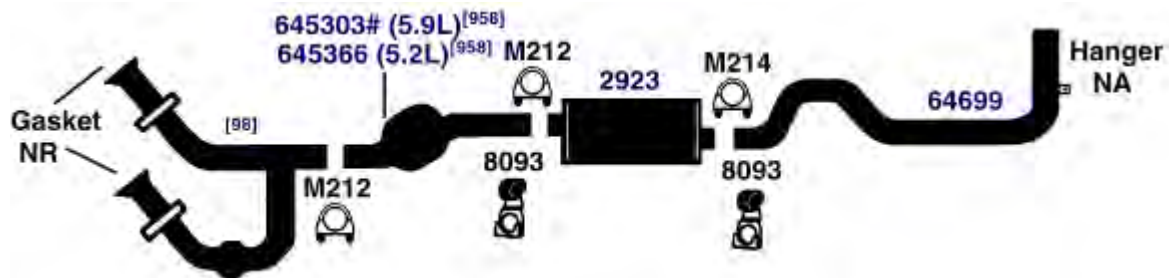
[958] Federal & California Emission vehicles. Not legal for sale for vehicles licensed in California.

DODGE W200/250 SERIES PICKUP

88-89 8 Cyl. W250; 135", 159" W.B.; 360 Engine; 4 W.D.; 3/4 Ton; without Converter; Dual Exhaust **(25349)**

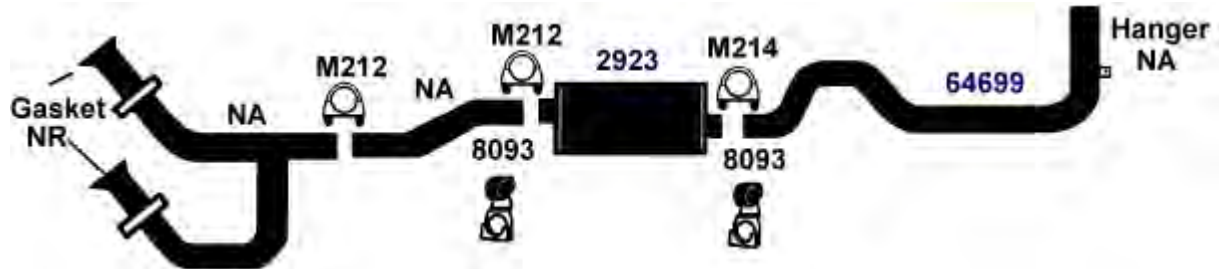


1987 8 Cyl. W250; 131" W.B.; 318, 360 Engine; 4 W.D.; 3/4 Ton; with Converter; without Sound Control **(25348)**



DIRECT FIT MSL/MAXIMUM Muffler... 700050, UNIVERSAL FIT MSL/MAXIMUM Muffler... 6510, Silentone DIY Muffler... 5506

1987 8 Cyl. W250; 131" W.B.; 318, 360 Engine; 4 W.D.; 3/4 Ton; without Converter; without Sound Control **(25346)**



DIRECT FIT MSL/MAXIMUM Muffler... 700050, UNIVERSAL FIT MSL/MAXIMUM Muffler... 6510, Silentone DIY Muffler... 5506

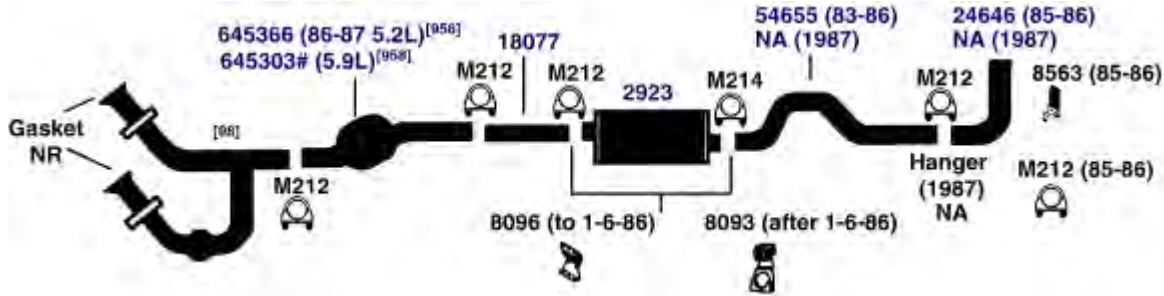
NA-Not Available. NR-Not Required. FL-Remove and Re-Use Old Flange. ● Golden Warehouse. O.E.-Original Equipment.
 # Airtube Kit [4948] may be required to complete installation. EFI-Electronic Fuel Injection.

[98] Refer to current Catalytic Converter catalog or Website catalog for availability.

[958] Federal & California Emission vehicles. Not legal for sale for vehicles licensed in California.

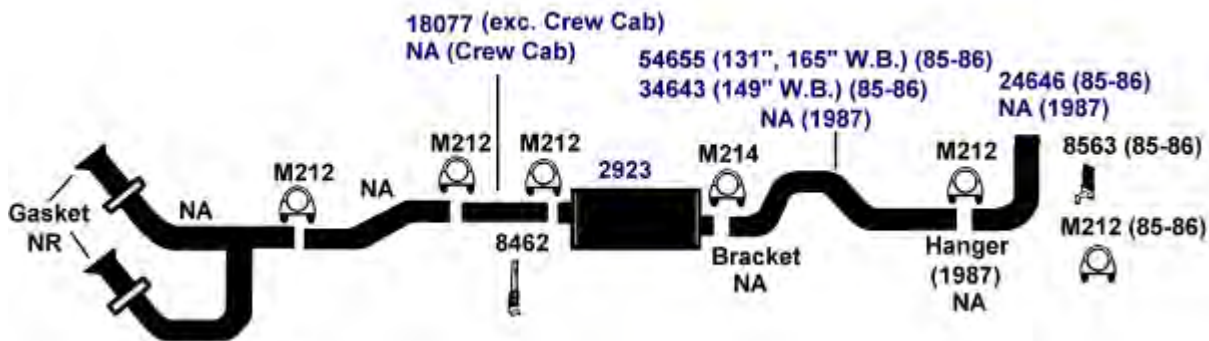
DODGE W200/250 SERIES PICKUP

(25342) 85-87 8 Cyl. W250; 131" W.B.; Regular Cab; 318, 360 Engine; 4 W.D.; 3/4 Ton; with Converter



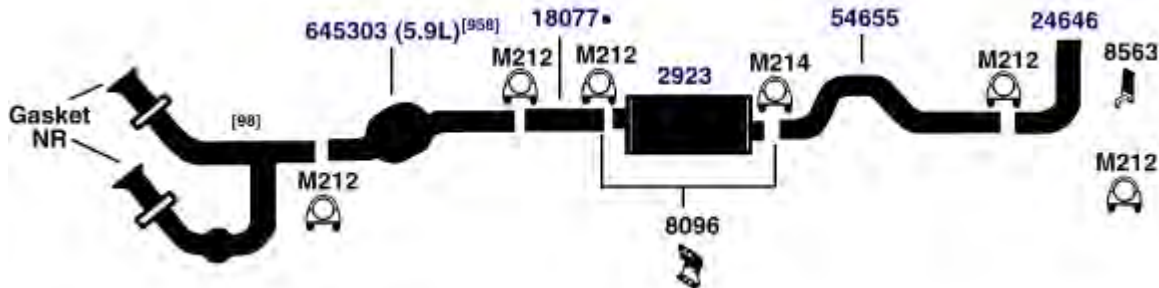
DIRECT FIT MSL/MAXIMUM Muffler... 700050, UNIVERSAL FIT MSL/MAXIMUM Muffler... 6510, Silentone DIY Muffler... 5506

(25341) 85-87 8 Cyl. W200, W250; 131" W.B.; Regular Cab; 149", 165" W.B., Crew Cab; 318, 360 Engine; 4 W.D.; 3/4 Ton; without Converter



DIRECT FIT MSL/MAXIMUM Muffler... 700050, UNIVERSAL FIT MSL/MAXIMUM Muffler... 6510, Silentone DIY Muffler... 5506

(25342E) 83-84 8 Cyl. W250; 131" W.B.; Regular Cab; 318, 360 Engine; 4 W.D.; 3/4 Ton; with Converter



DIRECT FIT MSL/MAXIMUM Muffler... 700050, UNIVERSAL FIT MSL/MAXIMUM Muffler... 6510, Silentone DIY Muffler... 5506

NA-Not Available. NR-Not Required. FL-Remove and Re-Use Old Flange. ● Golden Warehouse. O.E.-Original Equipment.

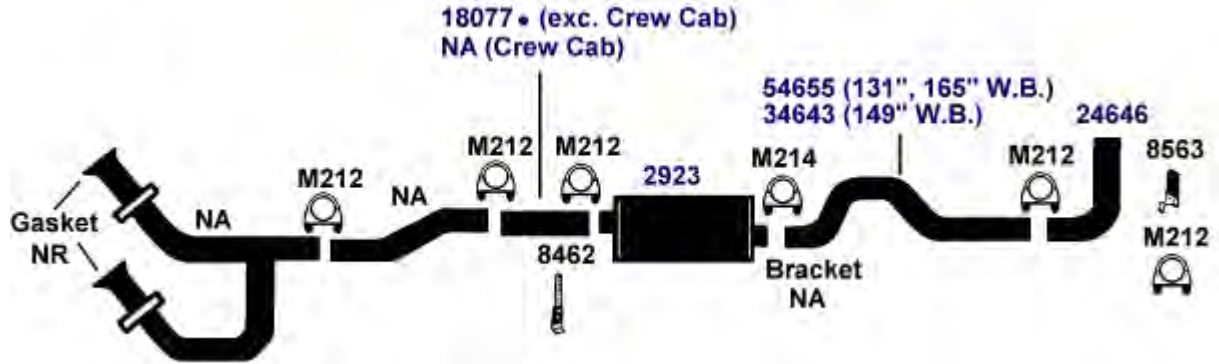
Airtube Kit [4948] may be required to complete installation. EFI-Electronic Fuel Injection.

[98] Refer to current Catalytic Converter catalog or Website catalog for availability.

[958] Federal & California Emission vehicles. Not legal for sale for vehicles licensed in California.

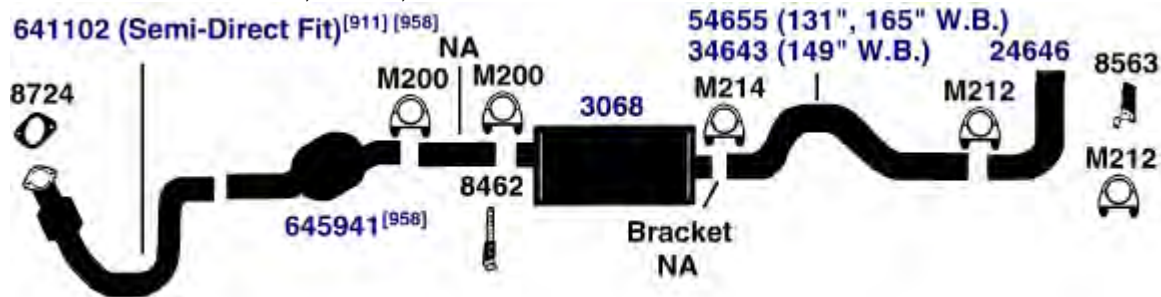
DODGE W200/250 SERIES PICKUP

82-84 8 Cyl. W200, W250; 131" W.B.; Regular Cab; 149", 165" W.B., Crew Cab; 318, 360 Engine; 4 W.D.; 3/4 Ton; without Converter **(25341E)**



DIRECT FIT MSL/MAXIMUM Muffler... 700050, UNIVERSAL FIT MSL/MAXIMUM Muffler... 6510, Silentone DIY Muffler... 5506

1982 6 Cyl. W250; 131" W.B., Regular Cab; 149", 165" W.B., Crew Cab; 225 Engine; 4 W.D.; 3/4 Ton; with two Converters **(24025)**



DIRECT FIT MSL/MAXIMUM Muffler... 700062, UNIVERSAL FIT MSL/MAXIMUM Muffler... 6503, Silentone DIY Muffler... 5540

1982 8 Cyl. W250; 149" W.B., Club Cab; 318, 360 Engine; 4 W.D.; 3/4 Ton; with two Converters **(25336)**



DIRECT FIT MSL/MAXIMUM Muffler... 700050, UNIVERSAL FIT MSL/MAXIMUM Muffler... 6510, Silentone DIY Muffler... 5506

NA-Not Available. NR-Not Required. FL-Remove and Re-Use Old Flange. • Golden Warehouse. O.E.-Original Equipment.
Airtube Kit [4948] may be required to complete installation. EFI-Electronic Fuel Injection.

[22] O.E. exhaust pipe was one piece. Replacement is two pieces.

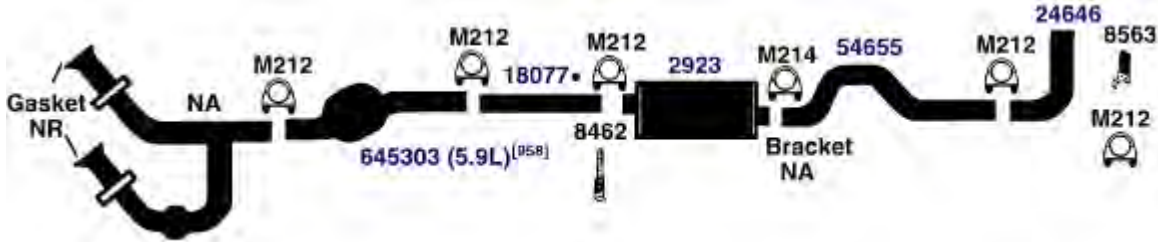
[98] Refer to current Catalytic Converter catalog or Website catalog for availability.

[911] Semi-Direct Fit converter. Fabrication required.

[958] Federal & California Emission vehicles. Not legal for sale for vehicles licensed in California.

DODGE W200/250 SERIES PICKUP

(25339) 1982 8 Cyl. W250; 131" W.B., Regular Cab; 318, 360 Engine; 4 W.D.; 3/4 Ton; with two Converters



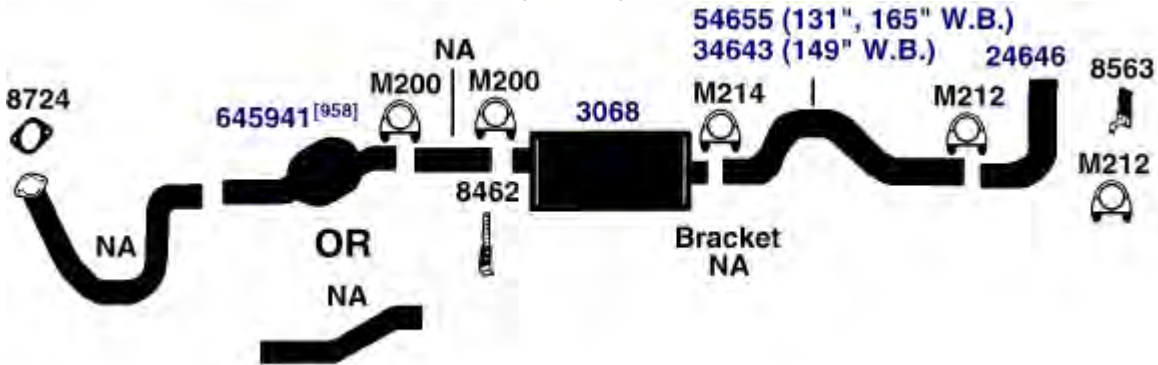
DIRECT FIT MSL/MAXIMUM Muffler... 700050, UNIVERSAL FIT MSL/MAXIMUM Muffler... 6510, Silentone DIY Muffler... 5506

(25334) 1982 8 Cyl. W250; All Wheel Bases; 318, 360 Engine; 4 W.D.; 3/4 Ton; with or without Converter



DIRECT FIT MSL/MAXIMUM Muffler... 700050, UNIVERSAL FIT MSL/MAXIMUM Muffler... 6510, Silentone DIY Muffler... 5506

(24022) 80-82 6 Cyl. W200, W250; 131" W.B., Regular Cab; 149", 165" W.B., Crew Cab; 225 Engine; 4 W.D.; 3/4 Ton; with and without Converter



DIRECT FIT MSL/MAXIMUM Muffler... 700062, UNIVERSAL FIT MSL/MAXIMUM Muffler... 6503, Silentone DIY Muffler... 5540

NA-Not Available. NR-Not Required. FL-Remove and Re-Use Old Flange. ● Golden Warehouse. O.E.-Original Equipment.

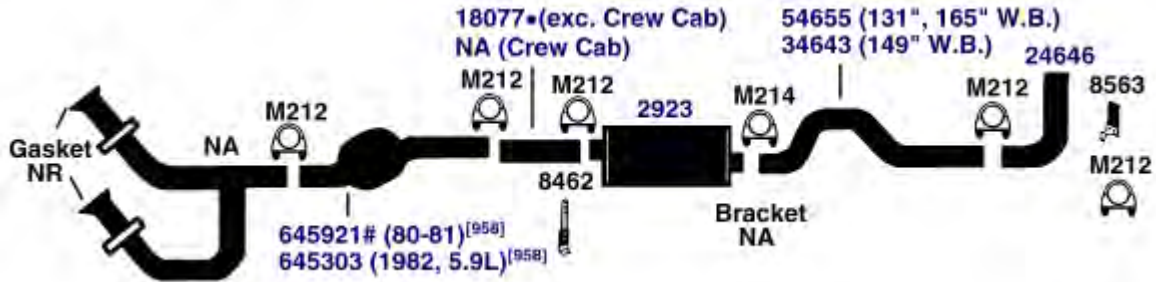
Airtube Kit [4948] may be required to complete installation. EFI-Electronic Fuel Injection.

[98] Refer to current Catalytic Converter catalog or Website catalog for availability.

[958] Federal & California Emission vehicles. Not legal for sale for vehicles licensed in California.

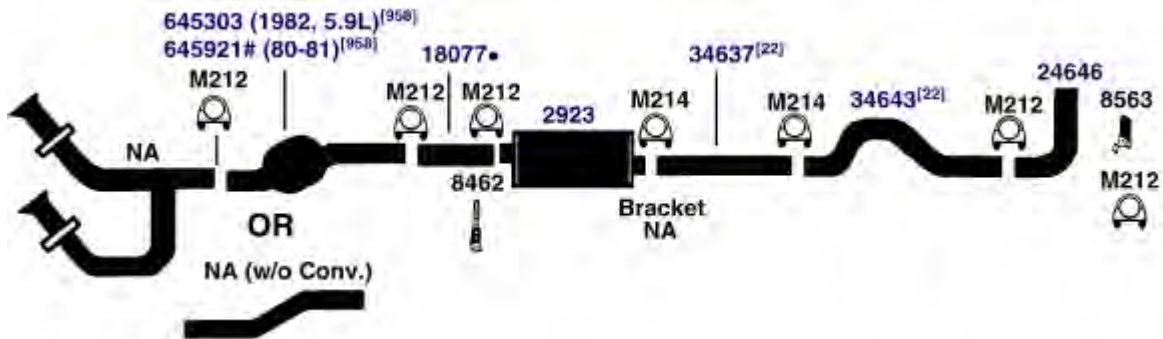
DODGE W200/250 SERIES PICKUP

80-82 8 Cyl. W200, W250; 131" W.B., Regular Cab; 149", 165" W.B., Crew Cab; 318, 360 Engine; 4 W.D.; 3/4 Ton; with Converter **(25332)**



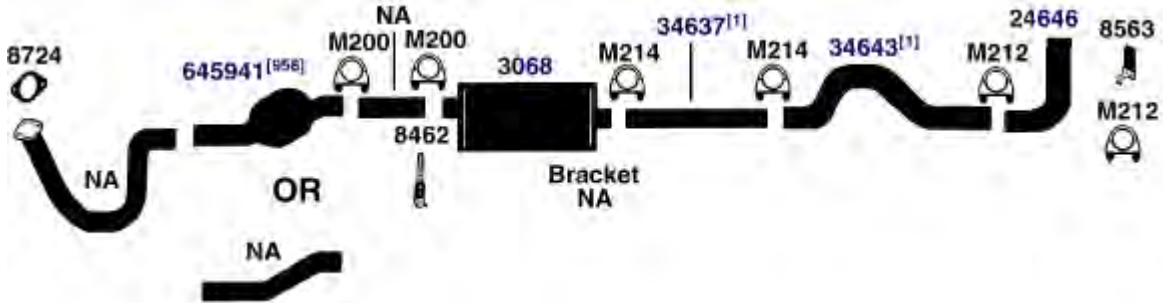
DIRECT FIT MSL/MAXIMUM Muffler... 700050, UNIVERSAL FIT MSL/MAXIMUM Muffler... 6510, Silentone DIY Muffler... 5506

80-82 8 Cyl. W200, W250; 149" W.B., Club Cab; 318, 360 Engine; 4 W.D.; 3/4 Ton; with or without Converter **(25330)**



DIRECT FIT MSL/MAXIMUM Muffler... 700050, UNIVERSAL FIT MSL/MAXIMUM Muffler... 6510, Silentone DIY Muffler... 5506

80-81 6 Cyl. W200, W250; 149" W.B., Club Cab; 225 Engine; 4 W.D.; 3/4 Ton; with and without Converter; with Sound Control **(24017)**



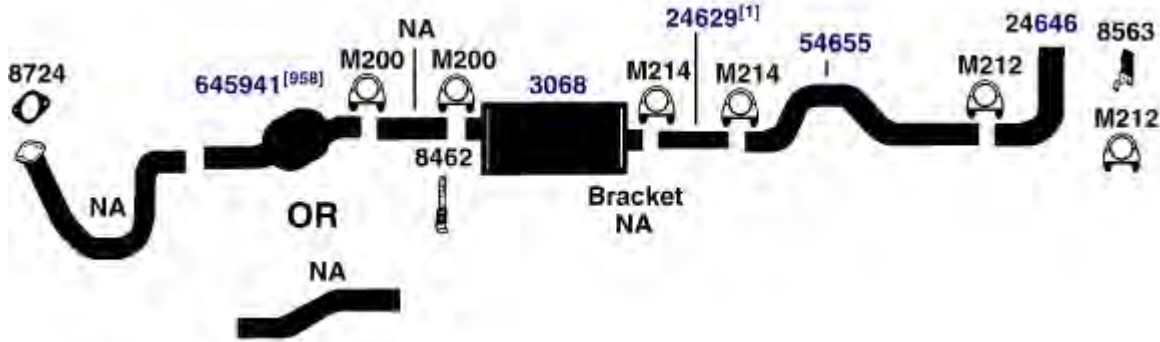
DIRECT FIT MSL/MAXIMUM Muffler... 700062, UNIVERSAL FIT MSL/MAXIMUM Muffler... 6503, Silentone DIY Muffler... 5540

NA-Not Available. NR-Not Required. FL-Remove and Re-Use Old Flange. ● Golden Warehouse. O.E.-Original Equipment.
Airtube Kit [4948] may be required to complete installation. EFI-Electronic Fuel Injection.

- [1] OE system was a welded assembly. It is recommended that all parts noted [1] should be replaced. [958] Federal & California Emission vehicles. Not legal for sale for vehicles licensed in California.
- [22] O.E. exhaust pipe was one piece. Replacement is two pieces.

DODGE W200/250 SERIES PICKUP

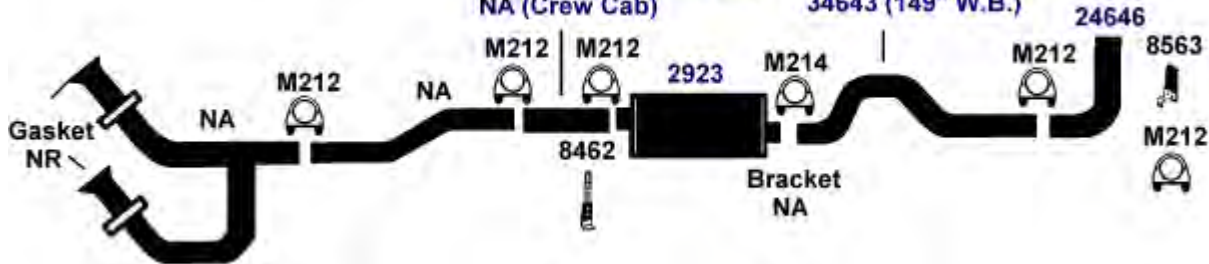
(24018) 80-81 6 Cyl. W200, W250; 149" W.B., Club Cab; 225 Engine; 4 W.D.; 3/4 Ton; with and without Converter, without Sound Control



DIRECT FIT MSL/MAXIMUM Muffler... 700062, UNIVERSAL FIT MSL/MAXIMUM Muffler... 6503, Silentone DIY Muffler... 5540

(25333) 80-81 8 Cyl. W200, W250; 131" W.B., Regular Cab; 149", 165" W.B., Crew Cab; 318, 360 Engine; 4 W.D.; 3/4 Ton; without Converter

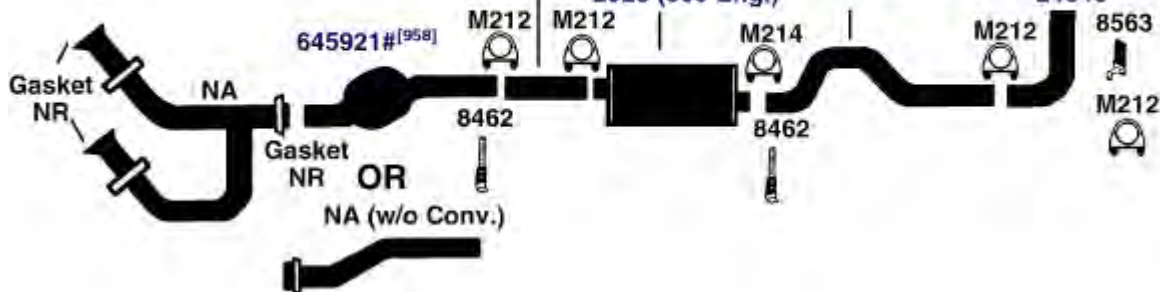
18077 • (exc. Crew Cab) 54655 (131", 165" W.B.)
NA (Crew Cab) 34643 (149" W.B.)



DIRECT FIT MSL/MAXIMUM Muffler... 700050, UNIVERSAL FIT MSL/MAXIMUM Muffler... 6510, Silentone DIY Muffler... 5506

(25328) 80-81 8 Cyl. W200, W250; 131" W.B., Regular Cab; 149", 165" W.B., Crew Cab; 318, 360 Engine; 4 W.D.; 3/4 Ton; with or without Converter

18077 • (exc. Crew Cab) NA (Crew Cab)
2930 (318 Eng.) 54655 (131", 165" W.B.)
3609 (318 Eng.) (12) 34643 (149" W.B.)
2923 (360 Eng.) 24646



DIRECT FIT MSL/MAXIMUM Muffler... 360 Engine- 700050, UNIVERSAL FIT MSL/MAXIMUM Muffler... 360 Engine- 6510, 318 Engine- 6510, Silentone DIY Muffler... 360 Engine- 5506, 318 Engine- 5506 and 9206 Heat Shield

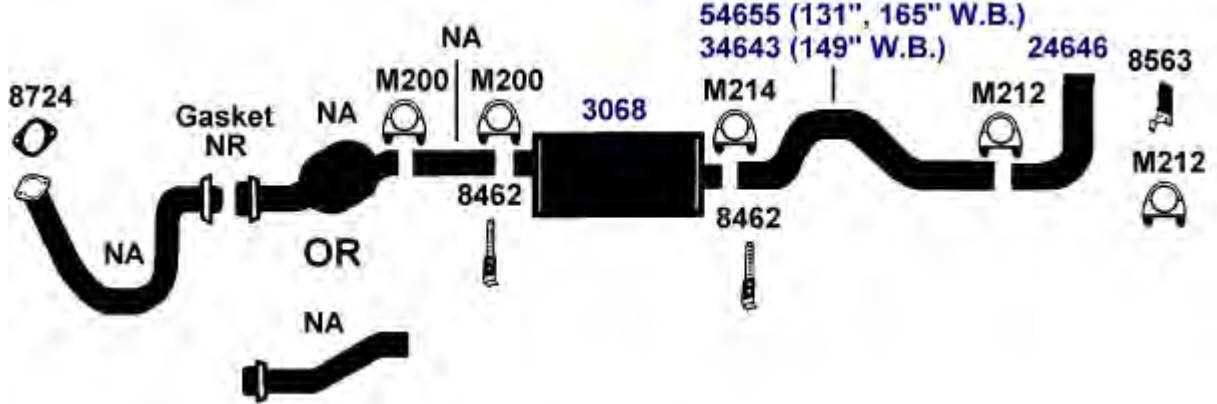
NA-Not Available. NR-Not Required. FL-Remove and Re-Use Old Flange. • Golden Warehouse. O.E.-Original Equipment.
Airtube Kit [4948] may be required to complete installation. EFI-Electronic Fuel Injection.

[1] OE system was a welded assembly. It is recommended that all parts noted [1] [958] Federal & California Emission vehicles. Not legal for sale for vehicles licensed in California.

[12] Optional Heavy Duty Muffler.

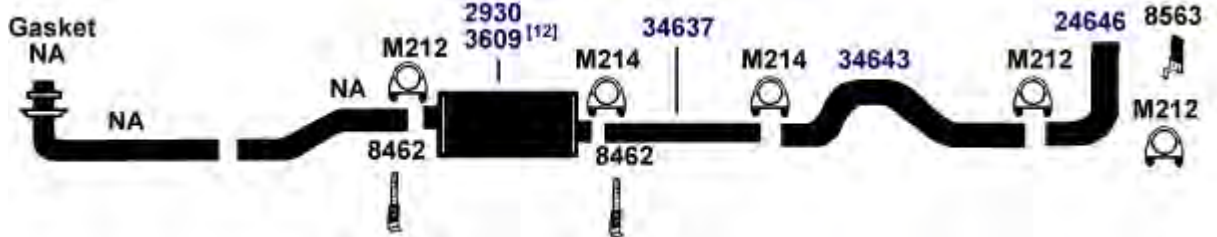
DODGE W200/250 SERIES PICKUP

1979 6 Cyl. W200; 131" W.B., Regular Cab; 149", 165" W.B., Crew Cab; 225 Engine; 4 W.D.; 3/4 Ton; with and without Converter **(24014)**



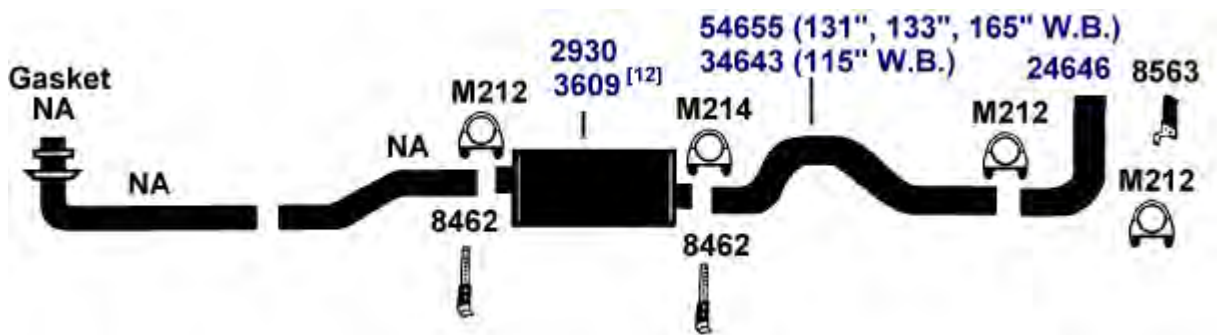
DIRECT FIT MSL/MAXIMUM Muffler... 700062, UNIVERSAL FIT MSL/MAXIMUM Muffler... 6503, Silentone DIY Muffler... 5540

1979 6 Cyl. W200; 149" W.B., Club Cab; Diesel Engine **(24011)**



UNIVERSAL FIT MSL/MAXIMUM Muffler... 6510, Silentone DIY Muffler... 5506 and 9206 Heat Shield

1979 6 Cyl. W200; 115", 131" W.B., Regular Cab; 133" W.B., Club Cab; 165" W.B., Crew Cab; Diesel Engine **(24012)**



UNIVERSAL FIT MSL/MAXIMUM Muffler... 6510, Silentone DIY Muffler... 5506 and 9206 Heat Shield

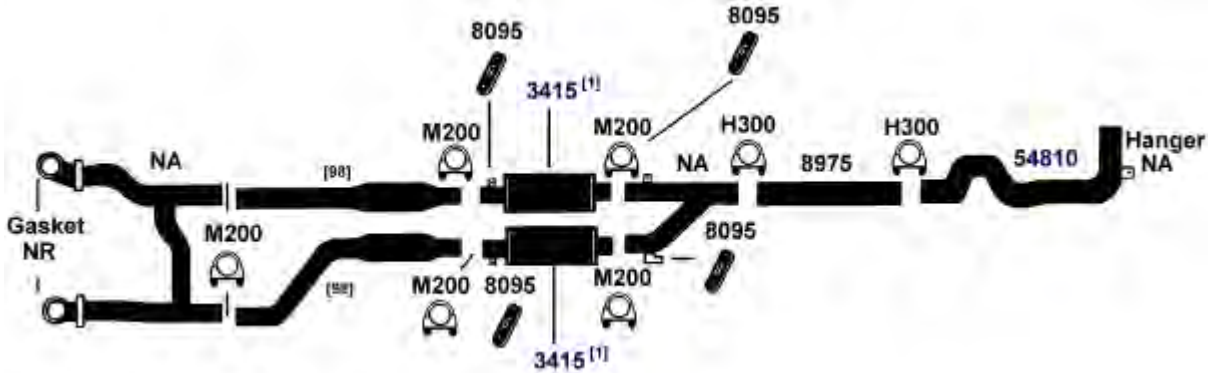
NA-Not Available. NR-Not Required. FL-Remove and Re-Use Old Flange. ● Golden Warehouse. O.E.-Original Equipment.
Airtube Kit [4948] may be required to complete installation. EFI-Electronic Fuel Injection.

[12] Optional Heavy Duty Muffler.

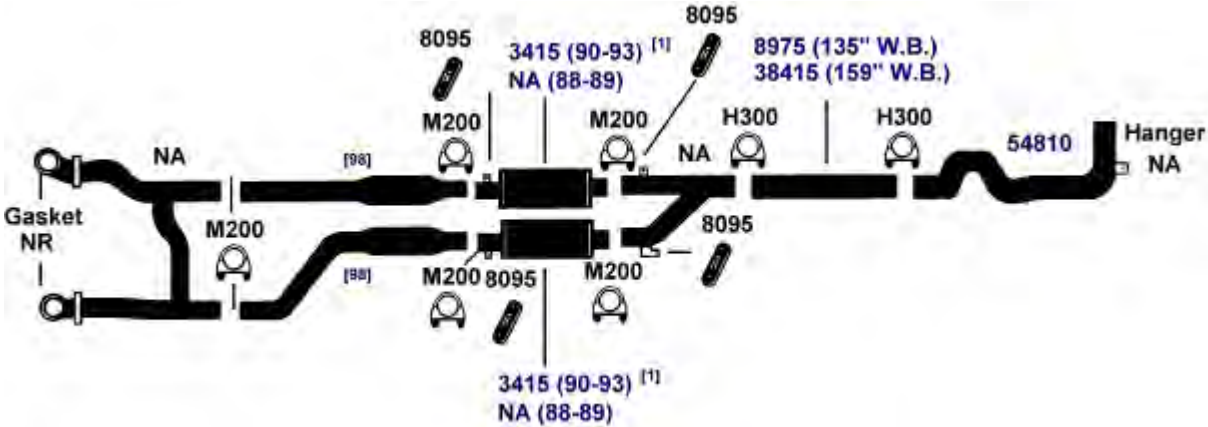
[98] Refer to current Catalytic Converter catalog or Website catalog for availability.

DODGE W300/350 SERIES PICKUP

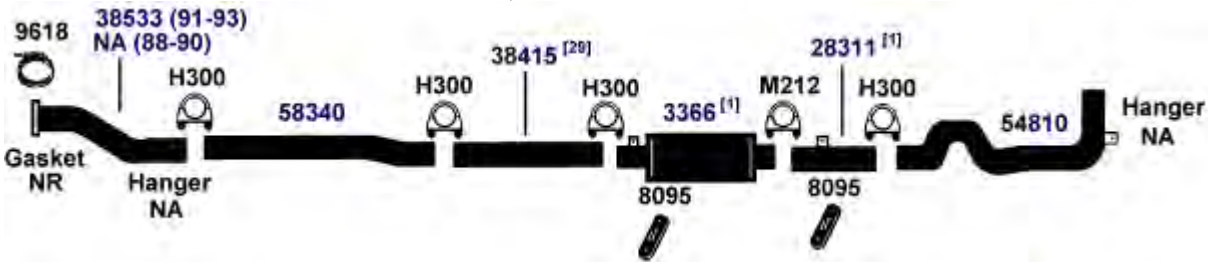
(26129) 90-93 8 Cyl. W350; 135" W.B.; 360 (5.9L) Engine; 4 W.D.; 1 Ton; with Converter; Dual Exhaust



(26126) 90-93 8 Cyl. W350; 159" W.B.; 360 (5.9L) Engine; 4 W.D.; 1 Ton; with Converter; Dual Exhaust
 88-89 8 Cyl. W350; 135", 159" W.B.; 360 (5.9L) Engine; 4 W.D.; 1 Ton; without Converter; Dual Exhaust



(24409) 88-93 6 Cyl. W350; 149" W.B., Club Cab; 5.9L (360) Cummins Turbo Diesel Engine; 4 W.D.; 1 Ton; without Converter



DIRECT FIT MSL/MAXIMUM Muffler... 700322

NA-Not Available. NR-Not Required. FL-Remove and Re-Use Old Flange. ● Golden Warehouse. O.E.-Original Equipment.

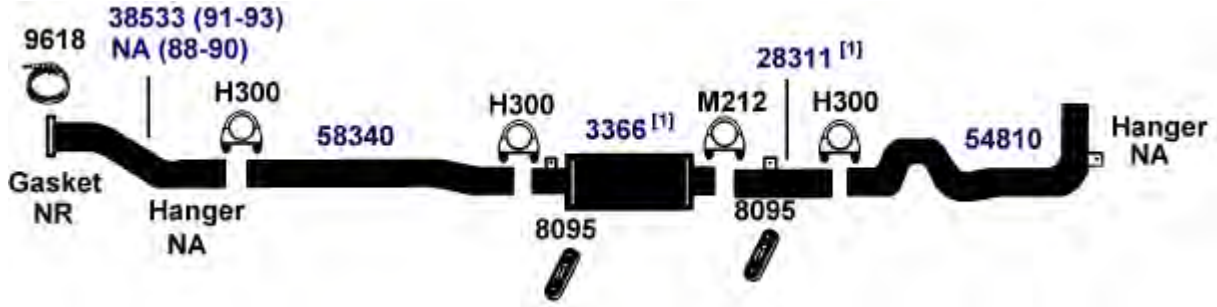
Airtube Kit [4948] may be required to complete installation. EFI-Electronic Fuel Injection.

[1] OE system was a welded assembly. It is recommended that all parts noted [1] should be replaced. [98] Refer to current Catalytic Converter catalog or Website catalog for availability.

[29] Cut as required.

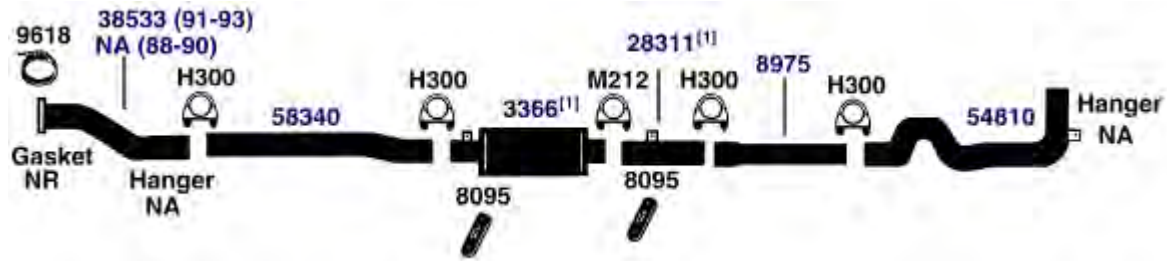
DODGE W300/350 SERIES PICKUP

88-93 6 Cyl. W350; 131" W.B., 5.9L (360) Cummins Turbo Diesel Engine; 4 W.D.; 1 Ton; **(24407)**
without Converter



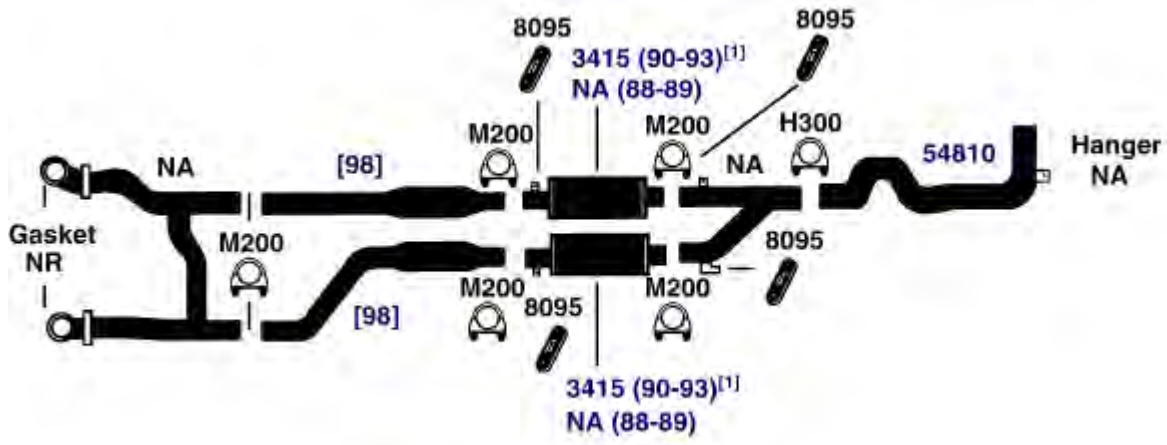
DIRECT FIT MSL/MAXIMUM Muffler... 700322

88-93 6 Cyl. W350; 135" W.B., 5.9L (360) Cummins Turbo Diesel Engine; 4 W.D.; 1 Ton; **(24408)**
without Converter



DIRECT FIT MSL/MAXIMUM Muffler... 700322

88-93 8 Cyl. W350; 131" W.B.; 360 (5.9L) Engine; 4 W.D.; 1 Ton; with Converter; (90-93); **(26127)**
without Converter (88-89); Dual Exhaust



NA-Not Available. NR-Not Required. FL-Remove and Re-Use Old Flange. ● Golden Warehouse. O.E.-Original Equipment.
Airtube Kit [4948] may be required to complete installation. EFI-Electronic Fuel Injection.

[1] OE system was a welded assembly. It is recommended that all parts noted [1] [98] Refer to current Catalytic Converter catalog or Website catalog for availability. should be replaced.

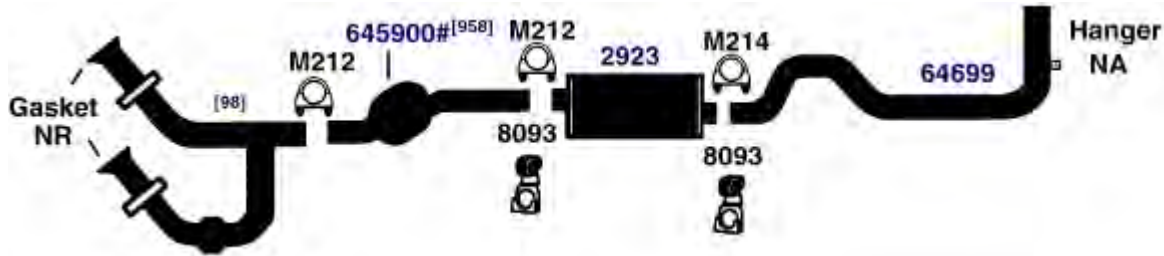
DODGE W300/350 SERIES PICKUP

(26128) 90-91 8 Cyl. W350; 131" W.B.; 360 Engine; 4 W.D.; 1 Ton; with Converter; without Sound Control



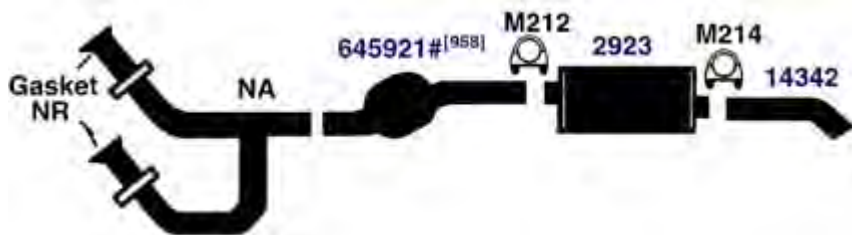
DIRECT FIT MSL/MAXIMUM Muffler... 700271, UNIVERSAL FIT MSL/MAXIMUM Muffler... 6534

(26125) 88-89 8 Cyl. W350; 131" W.B.; 360 Engine; 4 W.D.; 1 Ton; with Converter; without Sound Control



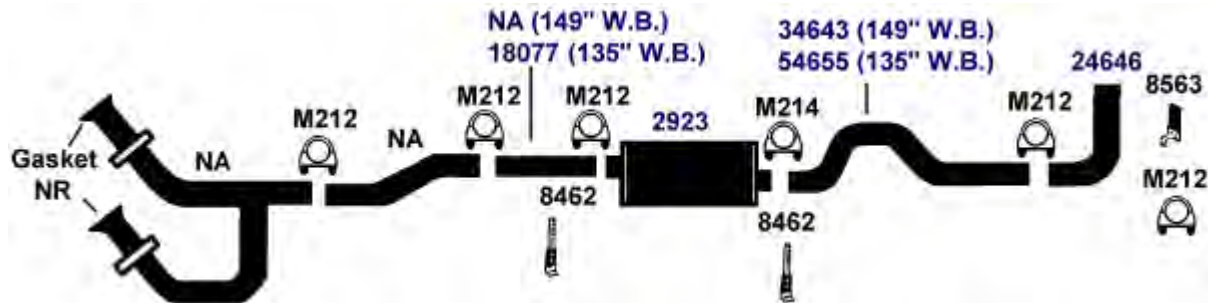
DIRECT FIT MSL/MAXIMUM Muffler... 700050, UNIVERSAL FIT MSL/MAXIMUM Muffler... 6510, Silentone DIY Muffler... 5506

(26119) 85-87 8 Cyl. W350; All Wheel Bases; 318 (1985 Models Only), 360 Engine; 4 W.D.; 1 Ton; with Converter (Short Tail Pipe)



DIRECT FIT MSL/MAXIMUM Muffler... 700050, UNIVERSAL FIT MSL/MAXIMUM Muffler... 6510, Silentone DIY Muffler... 5506

(26124) 85-86 8 Cyl. W350; 135" W.B., Camper; 149" W.B., Crew Cab; 360 Engine; 4 W.D.; 1 Ton; without Converter



DIRECT FIT MSL/MAXIMUM Muffler... 700050, UNIVERSAL FIT MSL/MAXIMUM Muffler... 6510, Silentone DIY Muffler... 5506

NA-Not Available. NR-Not Required. FL-Remove and Re-Use Old Flange. ● Golden Warehouse. O.E.-Original Equipment.

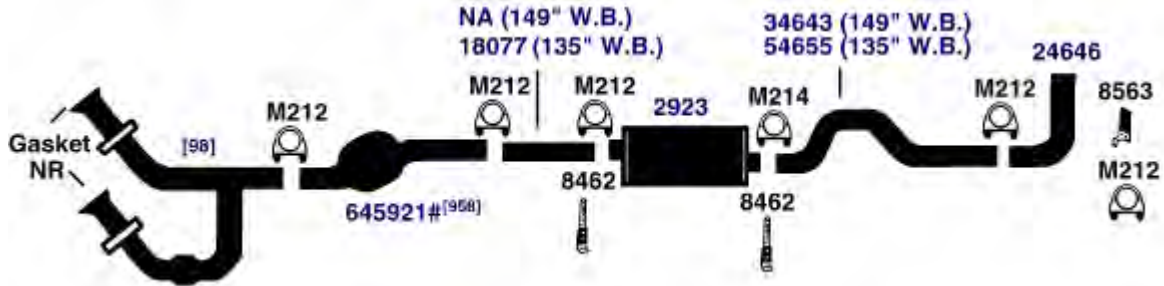
Airtube Kit [4948] may be required to complete installation. EFI-Electronic Fuel Injection.

[98] Refer to current Catalytic Converter catalog or Website catalog for availability.

[958] Federal & California Emission vehicles. Not legal for sale for vehicles licensed in California.

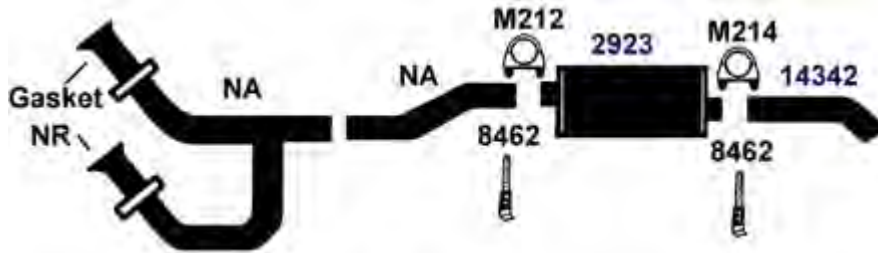
DODGE W300/350 SERIES PICKUP

85-86 8 Cyl. W350; 135" W.B., Camper; 149" W.B., Crew Cab; 360 Engine; 4 W.D.; 1 Ton; **(26123)**
with Converter



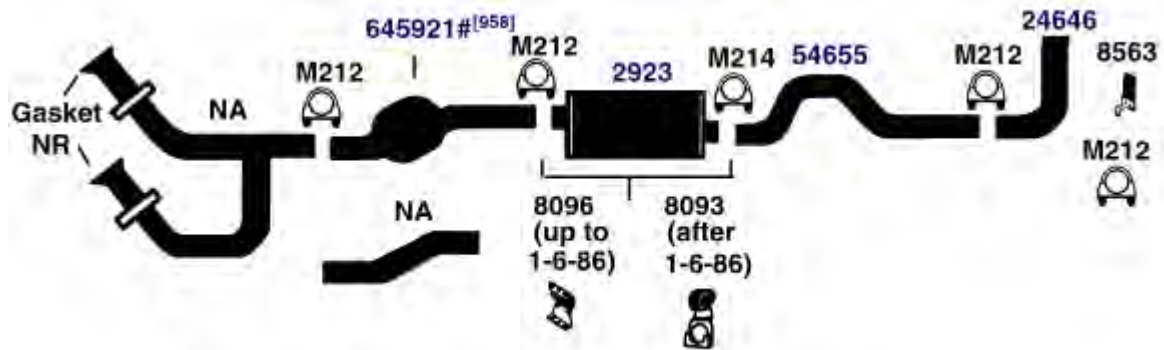
DIRECT FIT MSL/MAXIMUM Muffler... 700050, UNIVERSAL FIT MSL/MAXIMUM Muffler... 6510, Silentone DIY Muffler... 5506

85-86 8 Cyl. W350; All Wheel Bases; 318 (1985 Models Only) 360 Engine; 4 W.D.; 1 Ton; **(26120)**
without Converter (Short Tail Pipe)



DIRECT FIT MSL/MAXIMUM Muffler... 700050, UNIVERSAL FIT MSL/MAXIMUM Muffler... 6510, Silentone DIY Muffler... 5506

85-86 8 Cyl. W350; 131" W.B., Regular Cab; 318, 360 Engine; 4 W.D.; 1 Ton; with and **(26121)**
without Converter



DIRECT FIT MSL/MAXIMUM Muffler... 700050, UNIVERSAL FIT MSL/MAXIMUM Muffler... 6510, Silentone DIY Muffler... 5506

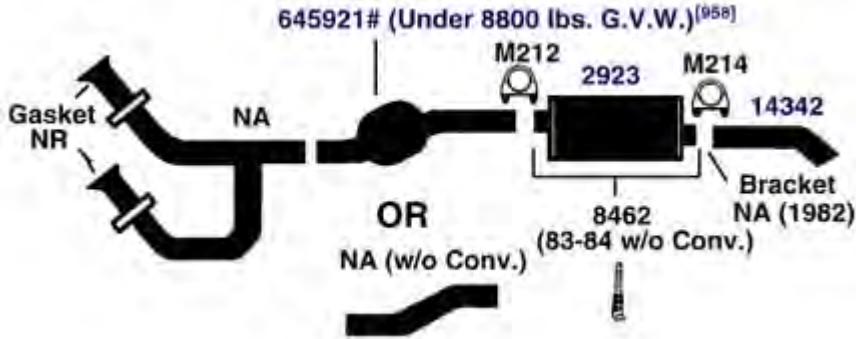
NA-Not Available. NR-Not Required. FL-Remove and Re-Use Old Flange. ● Golden Warehouse. O.E.-Original Equipment.
Airtube Kit [4948] may be required to complete installation. EFI-Electronic Fuel Injection.

[98] Refer to current Catalytic Converter catalog or Website catalog for availability.

[958] Federal & California Emission vehicles. Not legal for sale for vehicles licensed in California.

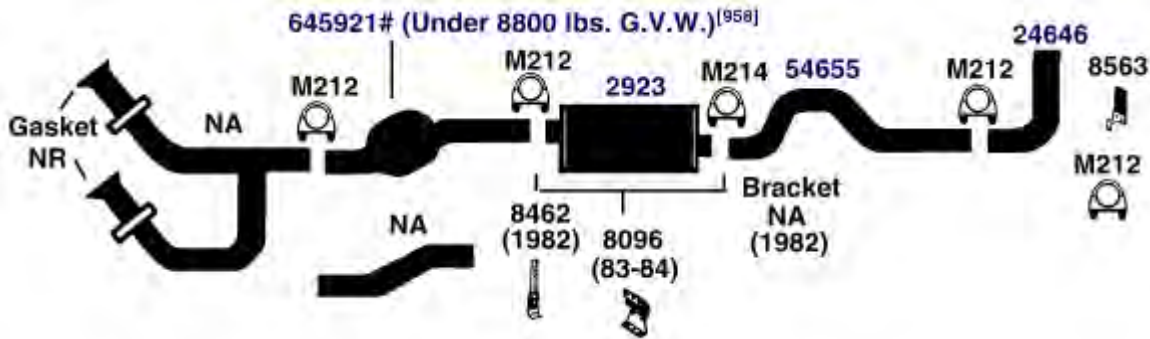
DODGE W300/350 SERIES PICKUP

(26119E)	83-84	8 Cyl.	W350; All Wheel Bases; 318, 360 Engine; 4 W.D.; 1 Ton; with or without Converter; (Short Tail Pipe)
	1982	8 Cyl.	W350; 318, 360 Engine; 4 W.D.; 1 Ton; with or without Converter; (Short Tail Pipe)



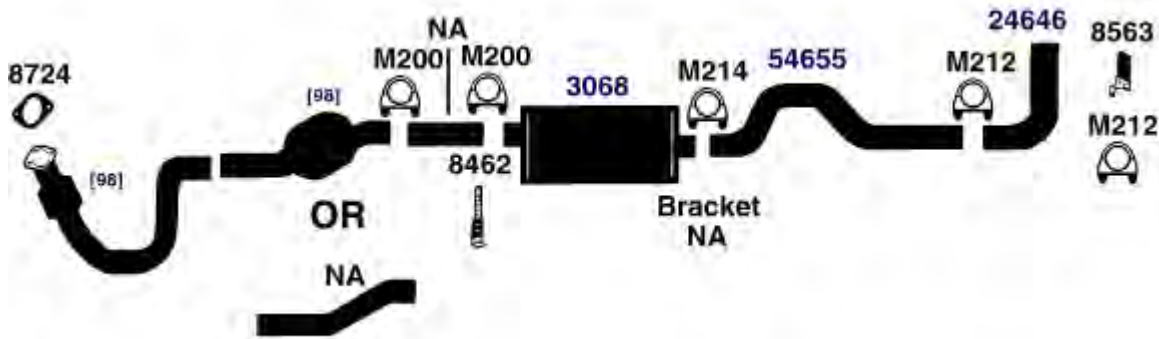
DIRECT FIT MSL/MAXIMUM Muffler... 700050, UNIVERSAL FIT MSL/MAXIMUM Muffler... 6510, Silentone DIY Muffler... 5506

(26121E)	82-84	8 Cyl.	W350; 131" W.B., Regular Cab; 318, 360 Engine; 4 W.D.; 1 Ton; with and without Converter
-----------------	-------	--------	--



DIRECT FIT MSL/MAXIMUM Muffler... 700050, UNIVERSAL FIT MSL/MAXIMUM Muffler... 6510, Silentone DIY Muffler... 5506

(24406)	1982	6 Cyl.	W350, 131" W.B., Regular Cab; 225 Engine; 4 W.D.; 1 Ton; with and without Converter
----------------	------	--------	---



DIRECT FIT MSL/MAXIMUM Muffler... 700062, UNIVERSAL FIT MSL/MAXIMUM Muffler... 6503, Silentone DIY Muffler... 5540

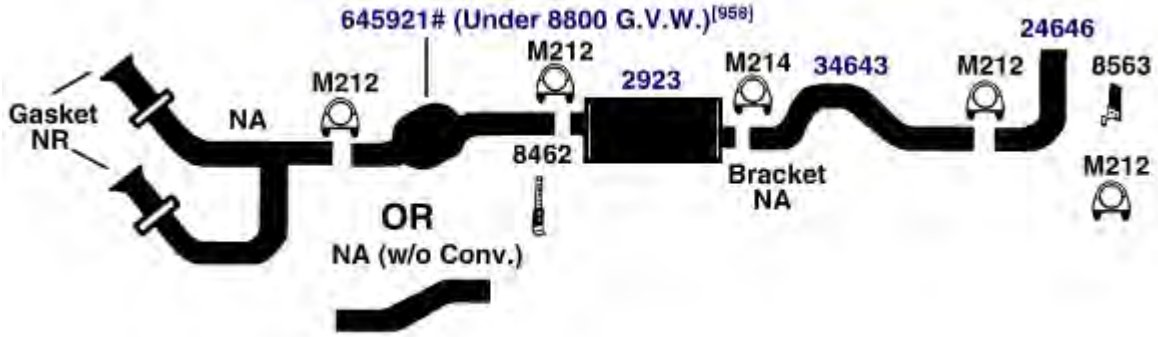
NA-Not Available. NR-Not Required. FL-Remove and Re-Use Old Flange. ● Golden Warehouse. O.E.-Original Equipment.
Airtube Kit [4948] may be required to complete installation. EFI-Electronic Fuel Injection.

[98] Refer to current Catalytic Converter catalog or Website catalog for availability.

[958] Federal & California Emission vehicles. Not legal for sale for vehicles licensed in California.

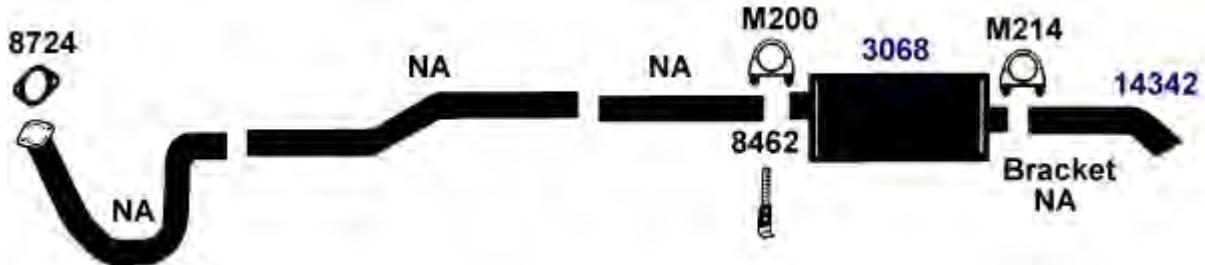
DODGE W300/350 SERIES PICKUP

1982 8 Cyl. W350; 149" W.B., Crew Cab; 318, 360 Engine; 4 W.D.; 1 Ton; with or without Converter **(26115)**



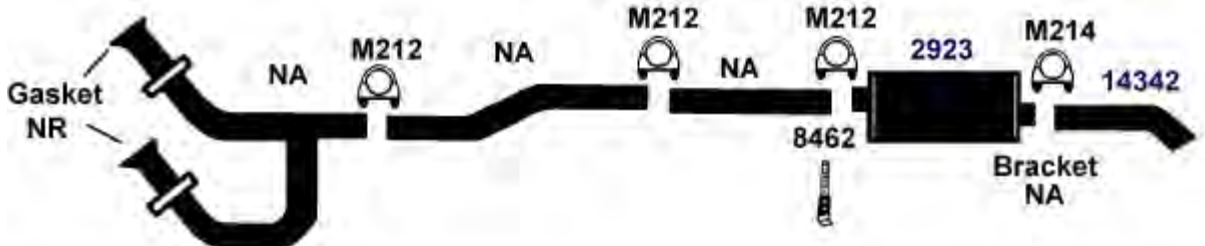
DIRECT FIT MSL/MAXIMUM Muffler... 700050, UNIVERSAL FIT MSL/MAXIMUM Muffler... 6510, Silentone DIY Muffler... 5506

80-81 6 Cyl. W300, W350; 135" W.B., 225 Engine; 4 W.D.; 1 Ton **(24405)**



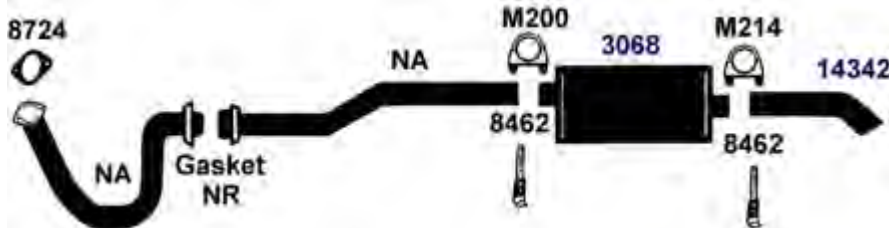
DIRECT FIT MSL/MAXIMUM Muffler... 700062, UNIVERSAL FIT MSL/MAXIMUM Muffler... 6503, Silentone DIY Muffler... 5540

80-81 8 Cyl. W300, W350, W400, W450; 318, 360 Engine; 4 W.D.; 1 Ton (Short Tail Pipe) **(26112)**



DIRECT FIT MSL/MAXIMUM Muffler... 700050, UNIVERSAL FIT MSL/MAXIMUM Muffler... 6510, Silentone DIY Muffler... 5506

1979 6 Cyl. W300; 135" W.B., 225 Engine; 4 W.D.; 1 Ton; 2 1/4" Tail Pipe **(24404)**



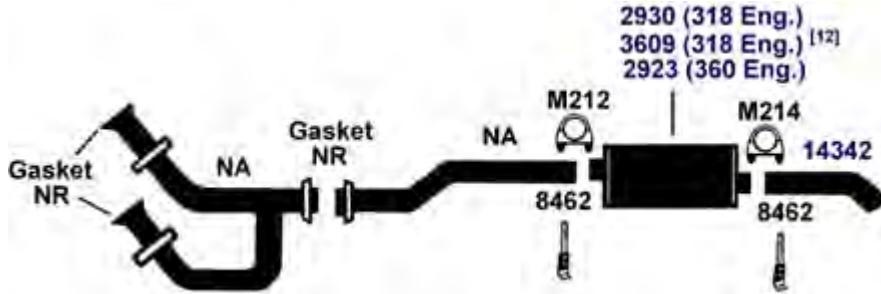
DIRECT FIT MSL/MAXIMUM Muffler... 700062, UNIVERSAL FIT MSL/MAXIMUM Muffler... 6503, Silentone DIY Muffler... 5540

NA-Not Available. NR-Not Required. FL-Remove and Re-Use Old Flange. ● Golden Warehouse. O.E.-Original Equipment.
Airtube Kit [4948] may be required to complete installation. EFI-Electronic Fuel Injection.

[958] Federal & California Emission vehicles. Not legal for sale for vehicles licensed in California.

DODGE W300/350 SERIES PICKUP

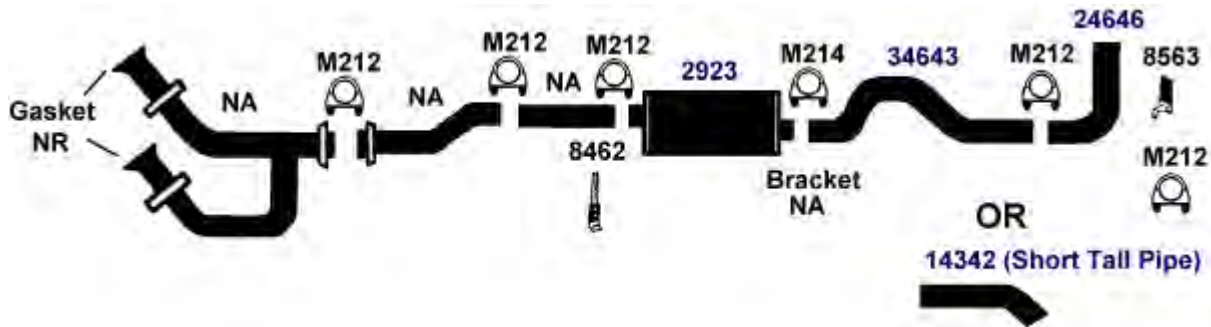
(26111) 1979 8 Cyl. W300; 135" W.B.; 318, 360 Engine; 4 W.D.; 1 Ton (Short Tail Pipe)



DIRECT FIT MSL/MAXIMUM Muffler... 700050, UNIVERSAL FIT MSL/MAXIMUM Muffler... 6510, Silentone DIY Muffler... 5506

DODGE W400/450 SERIES PICKUP

(26200) 80-81 8 Cyl. W400, W450; 360 Engine; 135" W.B.

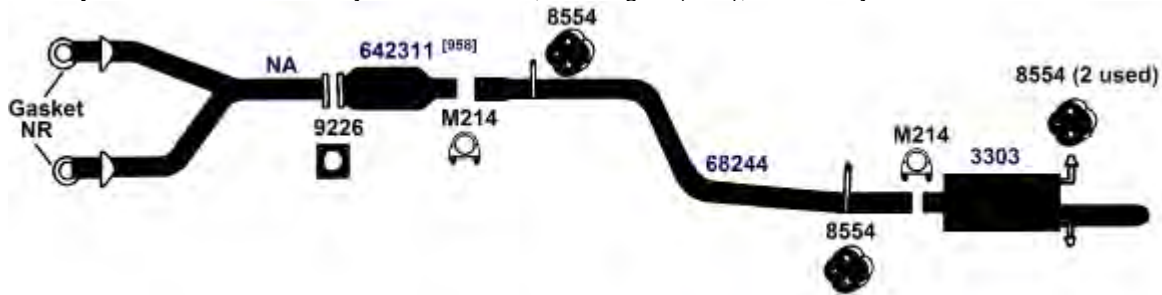


DIRECT FIT MSL/MAXIMUM Muffler... 700050, UNIVERSAL FIT MSL/MAXIMUM Muffler... 6510, Silentone DIY Muffler... 5506

EAGLE

EAGLE PREMIER

(11151) 88-92 6 Cyl. Premier, 181 Engine (3.0L), with Catalytic Converter



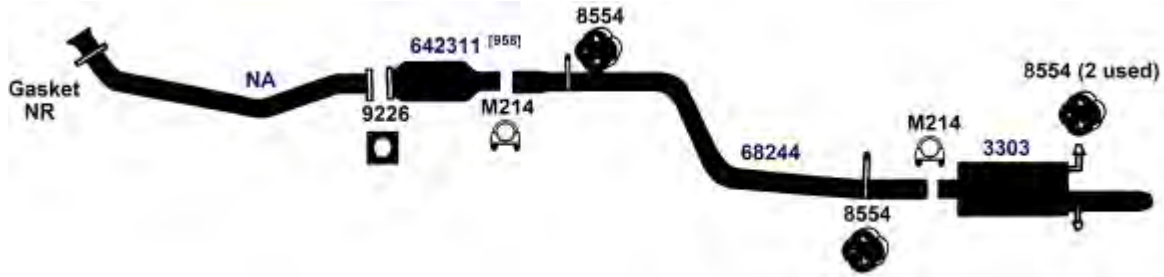
DIRECT FIT MSL/MAXIMUM Muffler... 700107, UNIVERSAL FIT MSL/MAXIMUM Muffler... 6590, 709001, 709014, 709992

NA-Not Available. NR-Not Required. FL-Remove and Re-Use Old Flange. ● Golden Warehouse. O.E.-Original Equipment.
Airtube Kit [4948] may be required to complete installation. EFI-Electronic Fuel Injection.

[958] Federal & California Emission vehicles. Not legal for sale for vehicles licensed in California.

1988 4 Cyl. Premier, 150 Engine (2.5L), with Catalytic Converter

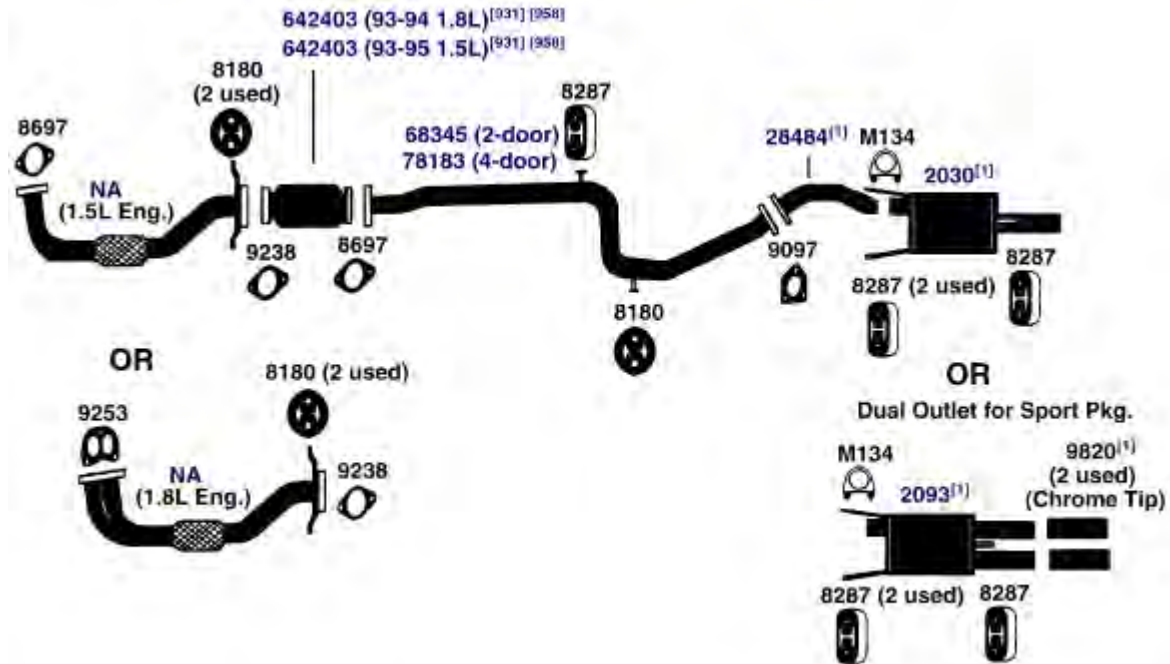
(11150)



DIRECT FIT MSL/MAXIMUM Muffler... 700107, UNIVERSAL FIT MSL/MAXIMUM Muffler... 6590, 709001, 709014, 709992

93-94 4 Cyl. Summit Notchback; 1.5L, 1.8L SOHC Engine

(12603)



UNIVERSAL FIT MSL/MAXIMUM Muffler... 6676 (Single Outlet)

NA-Not Available. NR-Not Required. FL-Remove and Re-Use Old Flange. ● Golden Warehouse. O.E.-Original Equipment. # Airtube Kit [4948] may be required to complete installation. EFI-Electronic Fuel Injection.

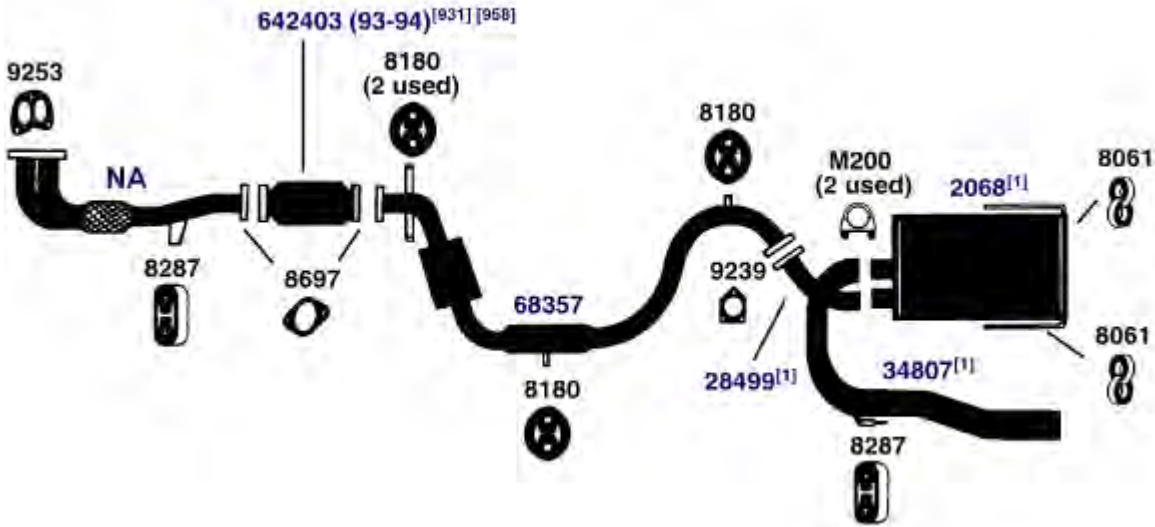
[1] OE system was a welded assembly. It is recommended that all parts noted [1] should be replaced.

[931] This unit was designed to fit many applications. Measurement of the old unit and cutting of new unit is required.

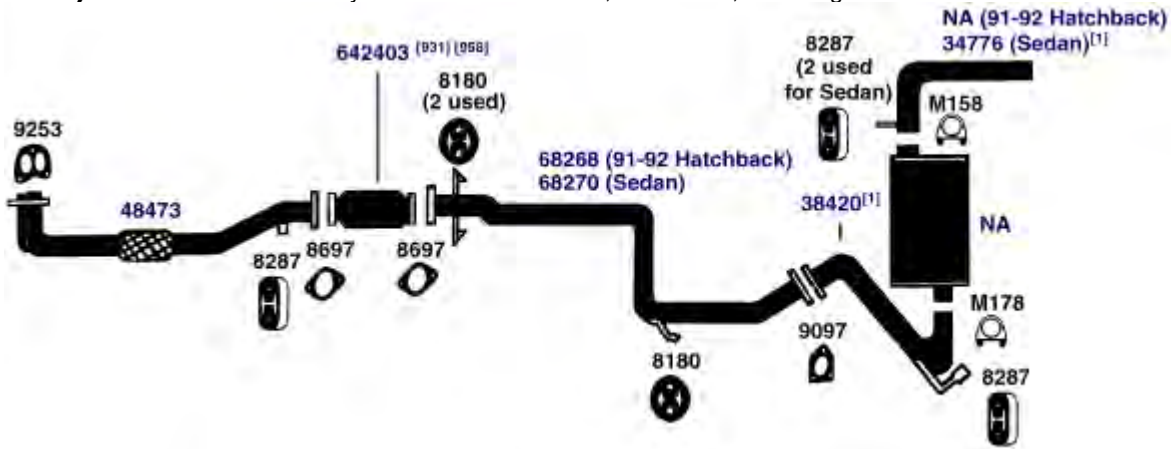
[958] Federal & California Emission vehicles. Not legal for sale for vehicles licensed in California.

EAGLE SUMMIT

(12604) 92-94 4 Cyl. Summit Wagon; 1.8L Engine; 2 WD



(12601) 89-92 4 Cyl. Summit Sedan, Hatchback, 1.5L Engine



UNIVERSAL FIT MSL/MAXIMUM Muffler... 6652

NA-Not Available. NR-Not Required. FL-Remove and Re-Use Old Flange. ● Golden Warehouse. O.E.-Original Equipment.
Airtube Kit [4948] may be required to complete installation. EFI-Electronic Fuel Injection.

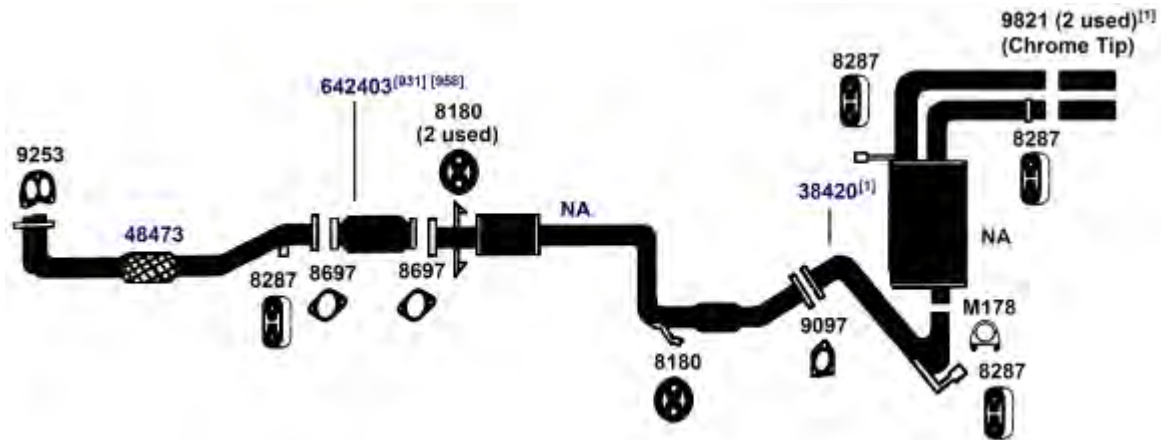
[1] OE system was a welded assembly. It is recommended that all parts noted [1] should be replaced.

[958] Federal & California Emission vehicles. Not legal for sale for vehicles licensed in California.

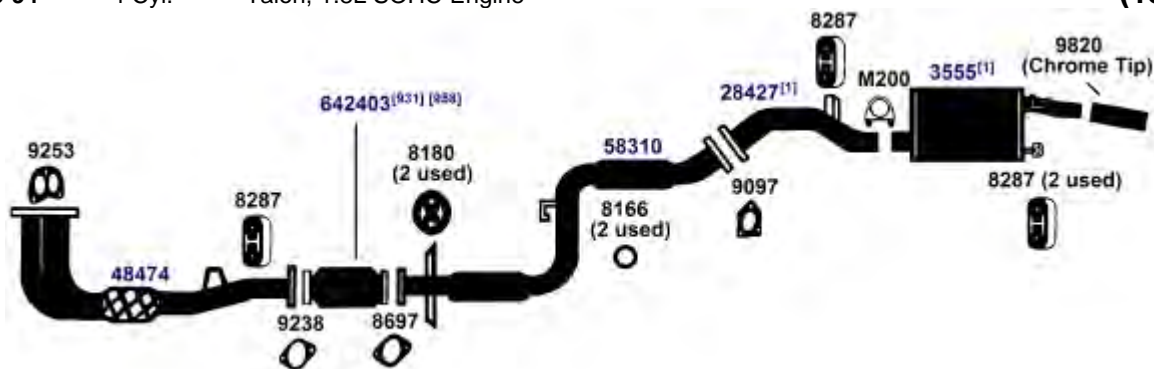
[931] This unit was designed to fit many applications. Measurement of the old unit and cutting of new unit is required.

EAGLE SUMMIT

89-90 4 Cyl. Summit Sedan, 1.6L DOHC Engine

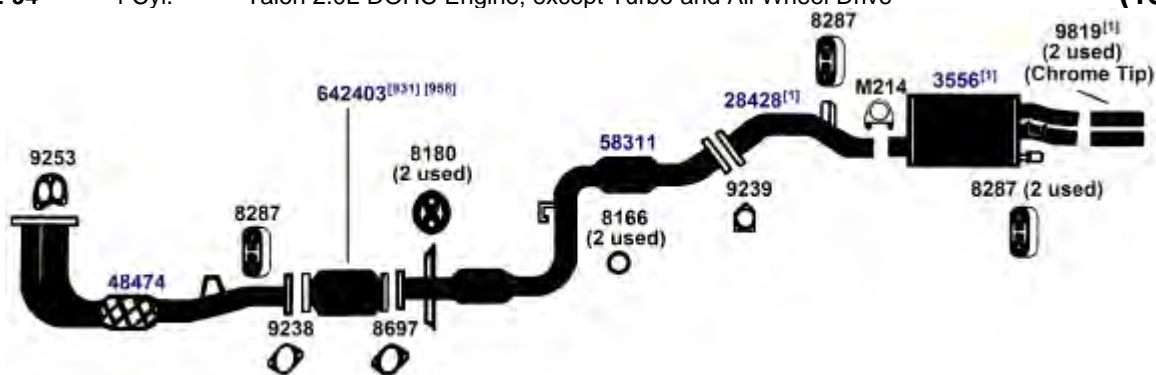
(12600)**EAGLE TALON**

93-94 4 Cyl. Talon, 1.8L SOHC Engine

(13005)

UNIVERSAL FIT MSL/MAXIMUM Muffler... 6563

92-94 4 Cyl. Talon 2.0L DOHC Engine; except Turbo and All Wheel Drive

(13003)

NA-Not Available. NR-Not Required. FL-Remove and Re-Use Old Flange. ● Golden Warehouse. O.E.-Original Equipment.

Airtube Kit [4948] may be required to complete installation. EFI-Electronic Fuel Injection.

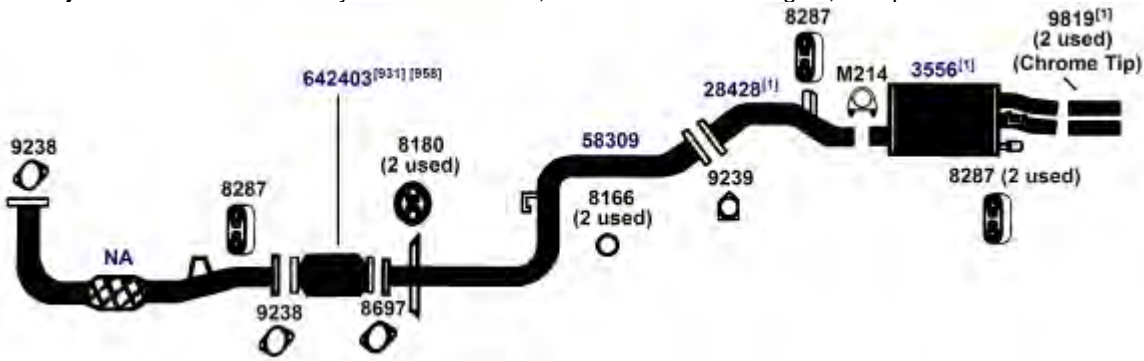
[1] OE system was a welded assembly. It is recommended that all parts noted [1] should be replaced.

[931] This unit was designed to fit many applications. Measurement of the old unit and cutting of new unit is required.

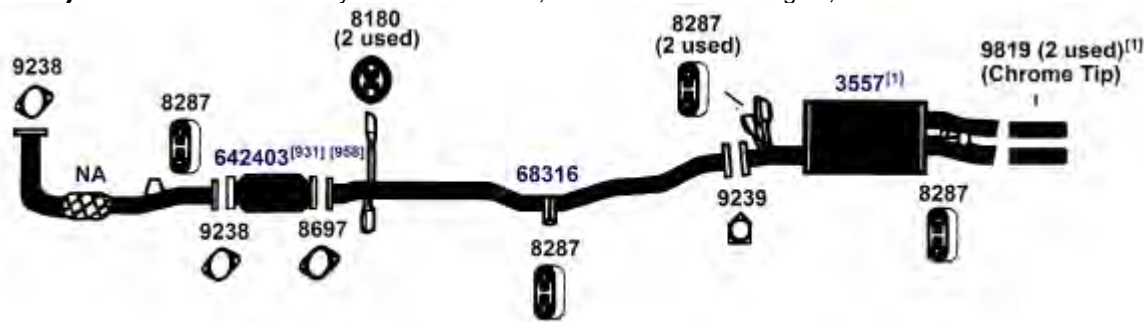
[958] Federal & California Emission vehicles. Not legal for sale for vehicles licensed in California.

EAGLE TALON

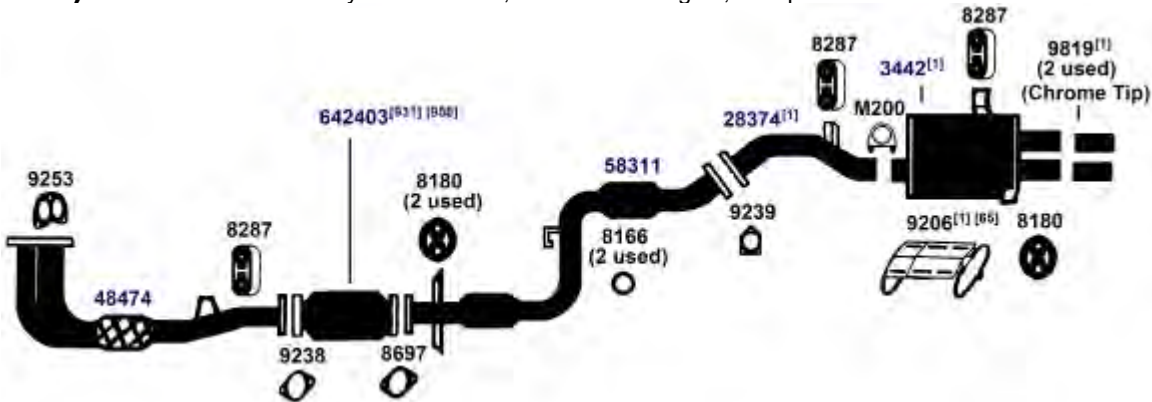
(13004) 92-94 4 Cyl. Talon TSi, 2.0L DOHC Turbo Engine; except All Wheel Drive



(13002) 90-94 4 Cyl. Talon TSi, 2.0L DOHC Turbo Engine, All Wheel Drive



(13000) 90-91 4 Cyl. Talon, 2.0L DOHC Engine; except Turbo and All Wheel Drive



NA-Not Available. NR-Not Required. FL-Remove and Re-Use Old Flange. ● Golden Warehouse. O.E.-Original Equipment.
Airtube Kit [4948] may be required to complete installation. EFI-Electronic Fuel Injection.

[1] OE system was a welded assembly. It is recommended that all parts noted [1] should be replaced.

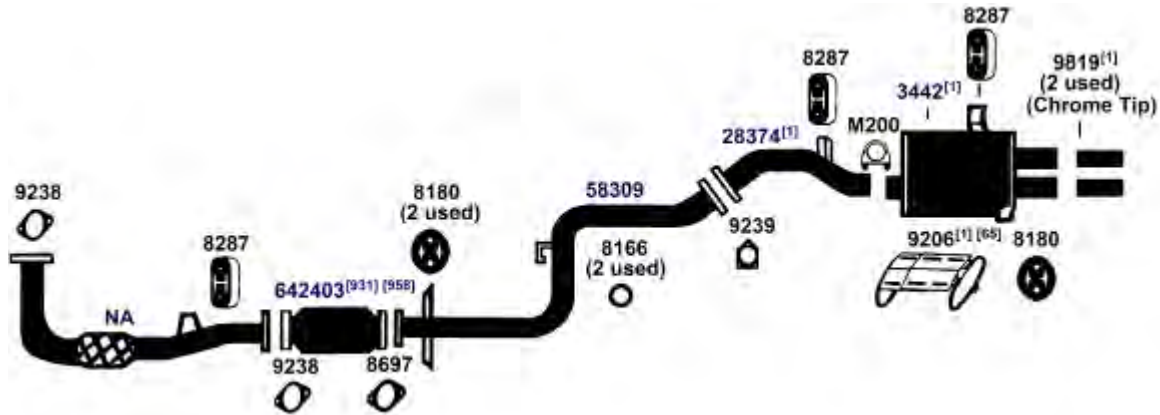
[65] Heat Shield 9206 is required for installation.

[931] This unit was designed to fit many applications. Measurement of the old unit and cutting of new unit is required.

[958] Federal & California Emission vehicles. Not legal for sale for vehicles licensed in California.

90-91 4 Cyl. Talon TSi, 2.0L DOHC Turbo Engine; except All Wheel Drive

(13001)



NA-Not Available. NR-Not Required. FL-Remove and Re-Use Old Flange. ● Golden Warehouse. O.E.-Original Equipment.
 # Airtube Kit [4948] may be required to complete installation. EFI-Electronic Fuel Injection.

[1] OE system was a welded assembly. It is recommended that all parts noted [1] should be replaced.

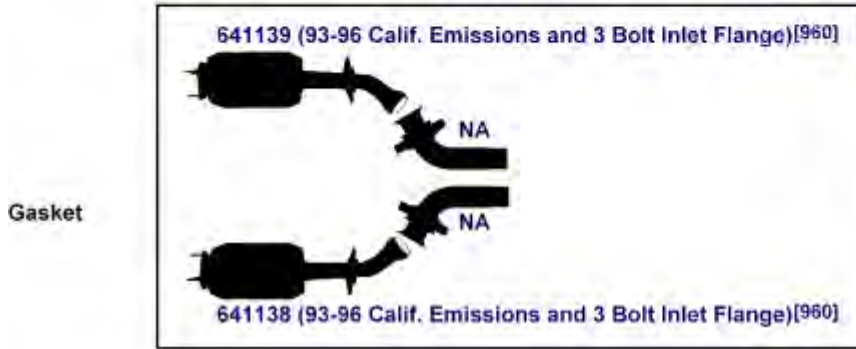
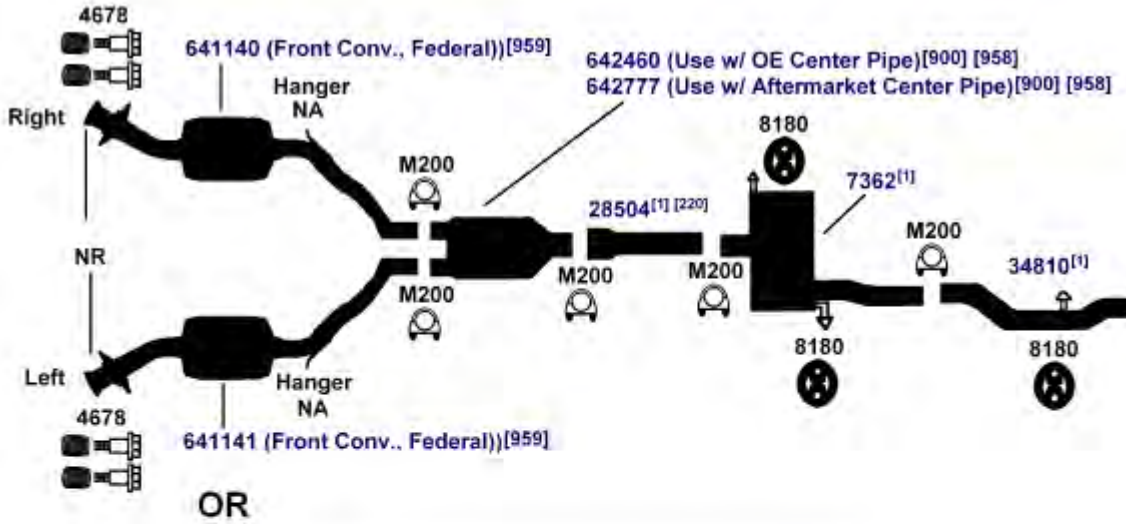
[65] Heat Shield 9206 is required for installation.

[931] This unit was designed to fit many applications. Measurement of the old unit and cutting of new unit is required.

[958] Federal & California Emission vehicles. Not legal for sale for vehicles licensed in California.

EAGLE VISION

(14276) 93-94 6 Cyl. Vision, 3.3L EFI Engine (201); with Catalytic Converter



NA-Not Available. NR-Not Required. FL-Remove and Re-Use Old Flange. ● Golden Warehouse. O.E.-Original Equipment.
Airtube Kit [4948] may be required to complete installation. EFI-Electronic Fuel Injection.

[1] OE system was a welded assembly. It is recommended that all parts noted [1] should be replaced.

[220] The O.E. extension pipe must be cut off 4" behind the pipe to converter weld.

[900] Direct fit converter may require resizing, cutting or bushing.

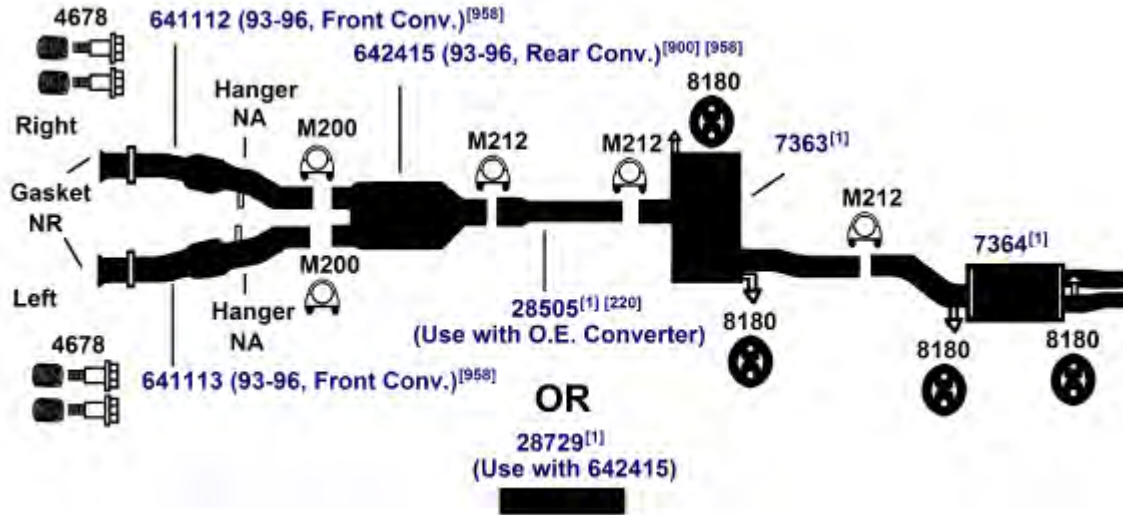
[958] Federal & California Emission vehicles. Not legal for sale for vehicles licensed in California.

[959] Federal Emission vehicles. Not legal for sale for vehicles licensed in California.

[960] California Emission vehicles licensed in states other than California. Not legal for sale for vehicles licensed in California.

93-94 6 Cyl. Vision, 3.5L EFI Engine (216), with Catalytic Converter

(14275)

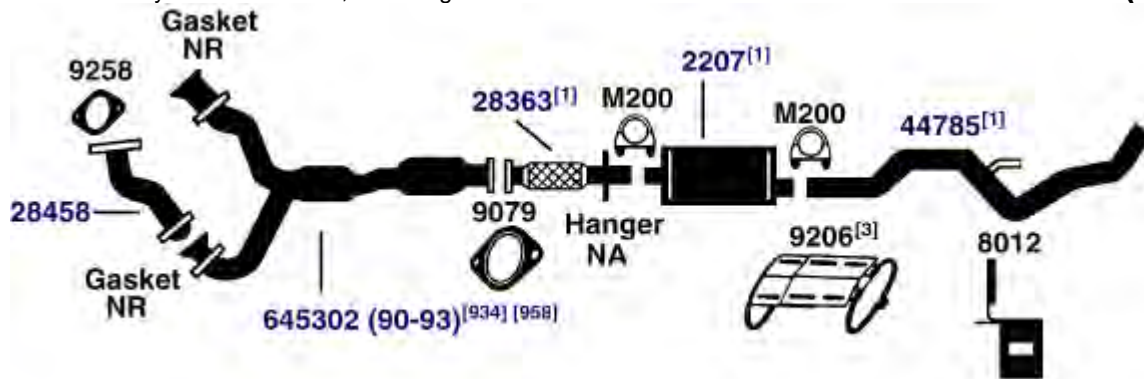


FORD

FORD AEROSTAR

90-94 6 Cyl. Aerostar; 3.0L Engine

(26454)



DIRECT FIT MSL/MAXIMUM Muffler... 700044, UNIVERSAL FIT MSL/MAXIMUM Muffler... 709013, 709014, 700021, Silentone DIY Muffler... 5503

NA-Not Available. NR-Not Required. FL-Remove and Re-Use Old Flange. ● Golden Warehouse. O.E.-Original Equipment.
Airtube Kit [4948] may be required to complete installation. EFI-Electronic Fuel Injection.

[1] OE system was a welded assembly. It is recommended that all parts noted [1] should be replaced.
[3] Required for installation.
[98] Refer to current Catalytic Converter catalog or Website catalog for availability.
[220] The O.E. extension pipe must be cut off 4" behind the pipe to converter weld.
[900] Direct fit converter may require resizing, cutting or bushing.

[934] Replaces multiple OE Converters. Only failed converters may be replaced.
[958] Federal & California Emission vehicles. Not legal for sale for vehicles licensed in California.