

# NUMERICAL LISTINGS

## OBD II DIRECT FIT



OBD II DIRECT FIT

**809542**

**E.O. No. D-665-23**

Inlet A: WELDED 2 BOLT FLANGE  
 Outlet A: LOOSE 2 BOLT LOOSE W/ FLARE  
 Length: 16"



1998 L4 Mitsubishi Eclipse 2.4L  
 1996 L4 Mitsubishi Galant 2.4L

**809558**

**E.O. No. D-665-23**

Inlet A: WELDED 2 BOLT FLANGE  
 Outlet A: WELDED 3 BOLT FLANGE  
 Length: 16"



1998 L4 Honda Civic 1.6L

**809543**

**E.O. No. D-665-23**

Inlet A: LOOSE 2 BOLT FLANGE W/ FLARE  
 Outlet A: LOOSE 2 BOLT FLANGE W/ FLARE  
 Length: 12.50"



2001 L4 Nissan Frontier 2.4L

**809560**

**E.O. No. D-665-23**

Inlet A: LOOSE 2 BOLT FLANGE W/ FLARE  
 Outlet A: LOOSE 2 BOLT FLANGE W/ FLARE  
 Length: 17.25"



2001 L4 Nissan Frontier 2.4L

**809550**

**E.O. No. D-665-23**

Inlet A: WELDED 3 BOLT FLANGE  
 Outlet A: WELDED 2 BOLT FLANGE  
 Length: 47.50"



2000-99 L4 Toyota Camry 2.2L  
 2000 L4 Toyota Solara 2.2L

**809562**

**E.O. No. D-665-23**

Inlet A: LOOSE 3 BOLT FLANGE W/ FLARE  
 Outlet A: WELDED 2 BOLT FLANGE  
 Length: 36.50"



2006-03 L4 Saab 9-5 2.3L

**809565**

**E.O. No. D-665-23**

Inlet A: LOOSE 2 BOLT FLANGE W/ FLARE  
Outlet A: WELDED 2 BOLT FLANGE  
Length: 35.75"



2003-02 L4 Chevrolet Tracker 2.0L  
2003 L4 Suzuki Vitara 2.0L

**809568**

**E.O. No. D-665-23**

Inlet A: WELDED 2 BOLT FLANGE  
Outlet A: WELDED 2 BOLT FLANGE W/ GASKET STUB  
Length: 32"



2002 L4 Toyota Tacoma 2.7L

**809570**

**E.O. No. D-665-23**

Inlet A: WELDED 2 BOLT FLANGE  
Outlet A: WELDED 2 BOLT FLANGE  
Length: 13.50"



2000 L4 Nissan Sentra 1.8L

**809575**

**E.O. No. D-665-23**

Inlet A: LOOSE 2 BOLT FLANGE W/ FLARE  
Inlet B: LOOSE 2 BOLT FLANGE W/ FLARE  
Outlet A: WELDED 2 BOLT FLANGE  
Length: 49.50"



1999-98 V6 Lexus ES300 3.0L  
1999-98 V6 Toyota Avalon 3.0L  
2001-98 V6 Toyota Camry 3.0L  
2003-99 V6 Toyota Solara 3.0L

**809576**

**E.O. No. D-665-23**

Inlet A: WELDED 2 BOLT FLANGE  
Outlet A: WELDED 3 BOLT FLANGE  
Length: 16.50"



1999 L4 Honda Civic 1.6L

**809577**

**E.O. No. D-665-23**

Inlet A: WELDED 2 BOLT FLANGE  
Outlet A: WELDED 3 BOLT FLANGE  
Length: 41"



2005-01 L4 Honda Civic 1.7L

**809578**

**E.O. No. D-665-23**

Inlet A: WELDED 3 BOLT FLANGE  
Outlet A: WELDED 2 BOLT FLANGE  
Length: 48"



1999 L4 Hyundai Sonata 2.4L

# NUMERICAL LISTINGS

## OBD II DIRECT FIT



OBD II DIRECT FIT

### 809582 E.O. No. D-665-23

Inlet A: WELDED 2 BOLT FLANGE  
 Inlet B: WELDED 2 BOLT FLANGE  
 Outlet A: WELDED 2 BOLT FLANGE  
 Length: 55"



2000 V6 Mitsubishi Eclipse 3.0L  
 2000-99 V6 Mitsubishi Galant 3.0L

### 809597 E.O. No. D-665-23

Inlet A: WELDED 2 BOLT FLANGE  
 Outlet A: WELDED 2 BOLT FLANGE W/ GASKET STUB  
 Length: 23"



1996 H4 Subaru Impreza 2.2L

### 809600 E.O. No. D-665-23

Inlet A: WELDED 3 BOLT FLANGE  
 Outlet A: WELDED 3 BOLT FLANGE  
 Length: 45"



2000-99 L4 Daewoo Leganza 2.2L

### 809613 E.O. No. D-665-23

Inlet A: LOOSE 3 BOLT FLANGE W/ FLARE  
 Outlet A: 2.75" O.D. PIPE W/ FLARE  
 Length: 35"



2002 L4 Saab 9-3 2.0L  
 2002 L4 Saab 9-3 2.3L

### 809615 E.O. No. D-665-23

Inlet A: WELDED 4-BOLT FLANGE  
 Inlet B: WELDED 4-BOLT FLANGE  
 Outlet A: WELDED 2-BOLT FLANGE  
 Length: 52.13"



2004-03 L6 Volvo S80 2.9L

### 809616 E.O. No. D-665-23

Inlet A: WELDED 2 BOLT FLANGE  
 Outlet A: WELDED 2 BOLT FLANGE W/ GASKET STUB  
 Length: 84.50"



2003 L4 Toyota Celica 1.8L

### 809628 E.O. No. D-665-23

Inlet A: WELDED 3 BOLT FLANGE  
 Outlet A: 2" O.D. PIPE



2004-02 V6 Audi A6 Quattro 3.0L  
 2004-02 V6 Audi A6 3.0L

### 809629 E.O. No. D-665-23

Inlet A: WELDED 3 BOLT FLANGE  
 Outlet A: 2" O.D. PIPE  
 Length: 50.50"



2004-02 V6 Audi A6 Quattro 3.0L  
 2004-02 V6 Audi A6 3.0L

**809640**

**E.O. No. D-665-23**

Inlet A: WELDED 2 BOLT FLANGE  
Outlet A: WELDED 2 BOLT FLANGE  
Length: 12"



2006 L4 Hyundai Tucson 2.0L  
2006-05 L4 Kia Sportage 2.0L

**809685**

**E.O. No. D-665-23**

Inlet A: WELDED 3 BOLT FLANGE  
Outlet A: WELDED 3 BOLT FLANGE  
Length: 31.50"



1999 V6 Chevrolet S10 4.3L  
1999 V6 GMC Sonoma 4.3L

**809681**

**E.O. No. D-665-23**

Inlet A: WELDED 3 BOLT FLANGE  
Outlet A: WELDED 3 BOLT FLANGE  
Length: 25"



1999 V6 Chevrolet S10 4.3L

**809687**

**E.O. No. D-665-23**

Inlet A: 2" I.D. PIPE  
Outlet A: LOOSE 3 BOLT FLANGE W/ FLARE  
Length: 20.50"



2002-00 L4 Saturn SL 1.9L

**809683**

**E.O. No. D-665-23**

Inlet A: WELDED 3 BOLT FLANGE  
Outlet A: WELDED 3 BOLT FLANGE  
Length: 21.50"



1999 V6 Chevrolet S10 4.3L

**809688**

**E.O. No. D-665-23**

Inlet A: WELDED 3 BOLT FLANGE  
Outlet A: WELDED 3 BOLT FLANGE  
Length: 20.25"



1999 V6 GMC Sonoma 4.3L

# NUMERICAL LISTINGS

## OBD II DIRECT FIT




OBD II  
DIRECT FIT

**809692**

**E.O. No. D-665-23**

Inlet A: LOOSE 3 BOLT FLANGE W/ FLARE  
Inlet B: LOOSE 2 BOLT FLANGE W/ FLARE  
Outlet A: WELDED 2 BOLT FLANGE  
Length: 51"



2003-01 V6 Chevrolet S10 4.3L  
2003-01 V6 GMC Sonoma 4.3L

**830452**

**E.O. No. D-665-9**

Inlet A: LOOSE 2 BOLT FLANGE W/ FLARE  
Outlet A: LOOSE 2 BOLT FLANGE W/ FLAT FLARE  
Length: 32.50"



1995 V8 Lincoln Town Car 4.6L  
1995 V8 Mercury Grand Marquis 4.6L

**830453**

**E.O. No. D-665-9**

Inlet A: LOOSE 2 BOLT FLANGE W/ FLARE  
Outlet A: LOOSE 2 BOLT FLANGE W/ FLAT FLARE  
Length: 31"




1995 V8 Lincoln Town Car 4.6L  
1995 V8 Mercury Grand Marquis 4.6L

**830465**

**E.O. No. D-665-9**

Inlet A: LOOSE 2-BOLT FLANGE W/ FLARE  
Inlet B: LOOSE 2-BOLT FLANGE W/ FLARE  
Outlet A: LOOSE 2-BOLT FLANGE W/ FLARE  
Outlet B: LOOSE 2-BOLT FLANGE W/ FLARE  
Length: 58"



2003-02 V8 Ford Mustang 4.6L

**830466**

**E.O. No. D-665-9**

Inlet A: LOOSE 2 BOLT FLANGE W/ FLARE  
Inlet B: LOOSE 2 BOLT FLANGE W/ FLARE  
Outlet A: 2" O.D. PIPE  
Outlet B: 2" O.D. PIPE  
Length: 59.50"




2004 V8 Ford Thunderbird 3.9L  
2004 V8 Lincoln LS 3.9L

**830654**

**E.O. No. D-665-11**

Inlet A: LOOSE 2-BOLT FLANGE W/ FLARE  
Inlet B: LOOSE 2-BOLT FLANGE W/ FLARE  
Outlet A: 2.25" O.D. PIPE  
Length: 69.50"



1996 V8 Ford Bronco 5.8L

**830662**

**E.O. No. D-665-11**

Inlet A: LOOSE 2-BOLT FLANGE W/ FLARE  
Outlet A: 2.50" O.D. PIPE  
Length: 34"



2003 V8 Ford F-150 5.4L

**830664**

**E.O. No. D-665-11**

Inlet A: LOOSE 2-BOLT FLANGE W/ SPHERICAL FLARE  
Outlet A: 2.25" O.D. PIPE  
Length: 34.50"



2003 V8 Ford F-150 5.4L  
1999 V8 Ford F-250 Super Duty 5.4L

**830665**

**E.O. No. D-665-11**

Inlet A: LOOSE 2-BOLT FLANGE W/ SPHEREICAL FLARE  
Inlet B: 2.50" I.D. PIPE  
Outlet A: 2.50" O.D. PIPE  
Length: 46"



2003 V8 Ford F-150 5.4L  
1999 V8 Ford F-250 Super Duty 5.4L

**830666**

**E.O. No. D-665-11**

Inlet A: LOOSE 2-BOLT FLANGE W/ SPHERICAL FLARE  
Outlet A: 2.50" O.D. PIPE  
Length: 36.50"



2000 V8 Ford F-150 4.6L

**830667**

**E.O. No. D-665-11**

Inlet A: LOOSE 2-BOLT FLANGE W/ SPHERICAL FLARE  
Inlet B: 2.50" I.D. PIPE  
Outlet A: 2.50" O.D. PIPE  
Length: 46"



2000 V8 Ford F-150 4.6L

**830670**

**E.O. No. D-665-11**

Inlet A: LOOSE 2-BOLT FLANGE W/ FLARE  
Outlet A: 2.50" O.D. PIPE  
Length: 35"



1999 V8 Ford F-250 4.6L

# NUMERICAL LISTINGS

## OBD II DIRECT FIT



OBD II  
DIRECT FIT

**830671**

**E.O. No. D-665-11**

Inlet A: LOOSE 2-BOLT FLANGE W/ FLARE  
Inlet B: 2.50" I.D. PIPE  
Outlet A: 2.50" O.D. PIPE  
Length: 49"



1999 V8 Ford F-250 4.6L

**830682**

**E.O. No. D-665-11**

Inlet A: LOOSE 2-BOLT FLANGE W/ SPHERICAL FLARE  
Outlet A: 2.50" O.D. PIPE  
Length: 34"



2004 V8 Ford F-150 4.6L

**830683**

**E.O. No. D-665-11**

Inlet A: LOOSE 2-BOLT FLANGE W/ SPHERICAL FLARE  
Inlet B: 2.50" I.D. PIPE  
Outlet A: 2.50" O.D. PIPE  
Length: 49.50"




2004 V8 Ford F-150 4.6L

**830856**

**E.O. No. D-665-16**

Inlet A: LOOSE 2-BOLT FLANGE W/ FLARE  
Inlet B: LOOSE 2-BOLT FLANGE W/ FLARE  
Outlet A: WELDED 2-BOLT FLANGE  
Length: 48"



1996 V6 Ford Aerostar 3.0L

**830867**

**E.O. No. D-665-16**

Inlet A: WELDED 2 BOLT FLANGE  
Inlet B: WELDED 2-BOLT FLANGE  
Outlet A: WELDED 3 BOLT FLANGE  
Length: 21.25"



1998 V8 Ford Explorer 5.0L

1998 V8 Mercury Mountaineer 5.0L

**830871**

**E.O. No. D-665-16**

Inlet A: LOOSE 2 BOLT FLANGE W/ FLARE  
Outlet A: 2.50" O.D. PIPE  
Length: 35.50"



1998 V8 Ford F-150 4.6L

**830872**

**E.O. No. D-665-16**

Inlet A: LOOSE 2 BOLT FLANGE W/ FLARE  
Inlet B: 2.50" I.D. PIPE  
Outlet A: 2.50" O.D. PIPE  
Length: 49.75"



1998 V8 Ford F-150 4.6L

**830873**

**E.O. No. D-665-16**

Inlet A: WELDED 3 BOLT FLANGE  
Outlet A: WELDED 2 BOLT FLANGE  
Length: 35"



1996 V6 Ford Ranger 4.0L

**830876**

**E.O. No. D-665-16**

Inlet A: WELDED 3 BOLT FLANGE  
Outlet A: WELDED 2 BOLT FLANGE  
Length: 33"




2003 V6 Ford Explorer 4.0L  
2003 V6 Mercury Mountaineer 4.0L

**830882**

**E.O. No. D-665-16**

Inlet A: LOOSE 2 BOLT FLANGE W/ FLARE  
Inlet B: LOOSE 3 BOLT FLANGE W/ FLARE  
Outlet A: WELDED 2 BOLT FLANGE  
Length: 55.50"



2003 V6 Ford Explorer 4.0L

**830892**

**E.O. No. D-665-16**

Inlet A: WELDED 3 BOLT FLANGE  
Outlet A: WELDED 2 BOLT FLANGE  
Length: 17.25"



2004 V6 Ford Ranger 3.0L

**830893**

**E.O. No. D-665-16**

Inlet A: WELDED 3 BOLT FLANGE  
Outlet A: WELDED 2 BOLT FLANGE  
Length: 37"



2001-00 V6 Ford Ranger 3.0L



# NUMERICAL LISTINGS

## OBD II DIRECT FIT



OBD II  
DIRECT FIT

**830897**

**E.O. No. D-665-16**

Inlet A: WELDED 2 BOLT FLANGE  
Outlet A: WELDED 2 BOLT FLANGE  
Length: 16.50-18.50"



1995 V6 Mercury Villager 3.0L

**850257**

**E.O. No. D-665-1**

Inlet A: WELDED 4-BOLT FLANGE  
Outlet A: WELDED 3-BOLT FLANGE  
Length: 40"



1997 L4 Chevrolet Malibu 2.4L

**850652**

**E.O. No. D-665-12**

Inlet A: WELDED 3-BOLT FLANGE  
Outlet A: WELDED 3-BOLT FLANGE  
Length: 20"



1997 L4 Chevrolet Cavalier 2.2L  
1997 L4 Pontiac Sunfire 2.2L

**850655**

**E.O. No. D-665-12**

Inlet A: WELDED 3-BOLT FLANGE  
Outlet A: WELDED 3-BOLT FLANGE  
Length: 27.50"



2000 L4 GMC Sonoma 2.2L

**850659**

**E.O. No. D-665-12**

Inlet A: WELDED 4-BOLT FLANGE  
Outlet A: 2.31" O.D. PIPE  
Length: 23.75"



1999-98 V6 Oldsmobile 88 3.8L

**850662**

**E.O. No. D-665-12**

Inlet A: WELDED 2-BOLT FLANGE  
Outlet A: WELDED 2-BOLT FLANGE  
Length: 40"




1998 V6 Pontiac Grand Prix 3.1L

**865505**

**E.O. No. D-665-14**

Inlet A: WELDED 4-BOLT FLANGE  
Outlet A: 2.50" O.D. PIPE  
Length: 29"



1999 V8 Ford F-350 Super Duty 5.4L

**865506**

**E.O. No. D-665-14**

Inlet A: WELDED 3-BOLT FLANGE  
Outlet A: 3" O.D. PIPE  
Length: 35"



1999 V10 Ford F-350 Super Duty 6.8L

**865513**

**E.O. No. D-665-14**

Inlet A: LOOSE 2-BOLT FLANGE W/ FLARE  
Inlet B: LOOSE 2-BOLT FLANGE W/ FLARE  
Outlet A: 2.50" O.D. PIPE  
Length: 51"



2001 V8 Dodge Ram 1500 5.2L  
2001 V8 Dodge Ram 2500 5.9L  
2001 V8 Dodge Ram 3500 5.9L

**865516**

**E.O. No. D-665-14**

Inlet A: WELDED 3-BOLT FLANGE  
Outlet A: 3" O.D. PIPE  
Length: 37.75"



1999 V8 Ford E-150 Econoline 5.4L

**865517**

**E.O. No. D-665-14**

Inlet A: WELDED 3-BOLT FLANGE  
Outlet A: 3" O.D. PIPE  
Length: 56"



2005-03 V10 Ford Excursion 6.8L  
2005-03 V8 Ford Excursion 5.4L

**865522**

**E.O. No. D-665-14**

Inlet A: LOOSE 3-BOLT FLANGE W/ FLARE  
Inlet B: LOOSE 3-BOLT FLANGE W/ FLARE  
Outlet A: WELDED 2-BOLT FLANGE  
Length: 61"



2001 V8 Chevrolet Express 1500 5.0L  
2001 V8 Chevrolet Express 2500 5.0L  
2001 V8 GMC Savana 1500 5.0L  
2001 V8 GMC Savana 2500 5.0L

# NUMERICAL LISTINGS

## OBD II DIRECT FIT




OBD II DIRECT FIT

### 867500

E.O. No. D-665-15

Inlet A: WELDED 6-BOLT FLANGE  
Outlet A: WELDED 2-BOLT FLANGE  
Length: 13"



1995 V6 Ford Contour 2.5L  
1995 V6 Mercury Mystique 2.5L

### 867503

E.O. No. D-665-15

Inlet A: WELDED 6-BOLT FLANGE  
Outlet A: WELDED 2-BOLT FLANGE  
Length: 15"



1995 V6 Ford Contour 2.5L  
2001-00 V6 Mazda MPV 2.5L  
1995 V6 Mercury Mystique 2.5L

### 867504


E.O. No. D-665-15

Inlet A: WELDED 6-BOLT FLANGE  
Outlet A: WELDED 2-BOLT FLANGE  
Length: 13"

### 867501

E.O. No. D-665-15

Inlet A: WELDED 6-BOLT FLANGE  
Outlet A: WELDED 2-BOLT FLANGE W/MALE BALL  
Length: 16"



2006-05 V6 Ford Escape 3.0L

2001-00 V6 Mazda MPV 2.5L

### 867520

E.O. No. D-665-15

Inlet A: LOOSE 2-BOLT FLANGE W/ FLARE  
Inlet B: LOOSE 2-BOLT FLANGE W/ FLARE  
Outlet A: WELDED 3-BOLT FLANGE  
Length: 36"


### 867502

E.O. No. D-665-15

Inlet A: WELDED 6-BOLT FLANGE  
Outlet A: WELDED 2-BOLT FLANGE  
Length: 10"



2006-04 V6 Ford Escape 3.0L



2004 V6 Mazda B3000 3.0L

**867521**

**E.O. No. D-665-15**

Inlet A: LOOSE 2-BOLT FLANGE W/ FLARE  
Outlet A: WELDED 2-BOLT FLANGE  
Outlet B: WELDED 2-BOLT FLANGE  
Length: 29"



2005-03 V6 Ford Taurus 3.0L  
2005-03 V6 Mercury Sable 3.0L

**867524**

**E.O. No. D-665-22**

Inlet A: WELDED 7-BOLT FLANGE  
Outlet A: WELDED 3-BOLT FLANGE  
Length: 21"



2005 L4 Mazda Tribute 2.3L

**868500**

**E.O. No. D-665-15**

Inlet A: WELDED 2-BOLT FLANGE  
Outlet A: WELDED 2-BOLT FLANGE  
Length: 29.50"



1995 V6 Ford Contour 2.5L  
1995 V6 Mercury Mystique 2.5L

**868501**

**E.O. No. D-665-15**

Inlet A: WELDED 3-BOLT FLANGE  
Outlet A: WELDED 2-BOLT FLANGE  
Length: 21"



1995 V6 Ford Contour 2.5L  
1995 V6 Mercury Mystique 2.5L

**868503**

**E.O. No. D-665-15**

Inlet A: WELDED 3-BOLT FLANGE  
Outlet A: WELDED 2-BOLT FLANGE  
Length: 22"



2001-00 V6 Mazda MPV 2.5L

**868524**

**E.O. No. D-665-15**

Inlet A: LOOSE 2-BOLT FLANGE W/ FLARE  
Outlet A: WELDED 2-BOLT FLANGE W/ GASKET STUB  
Length: 49"



2006-04 L4 Ford Ranger 2.3L

# NUMERICAL LISTINGS

## OBD II DIRECT FIT



OBD II  
DIRECT FIT

**868530**

**E.O. No. D-665-15**

Inlet A: LOOSE 2-BOLT FLANGE W/ FLARE  
Inlet B: LOOSE 2-BOLT FLANGE W/ FLARE  
Outlet A: LOOSE 2-BOLT FLANGE W/ MALE BALL  
Outlet B: LOOSE 2-BOLT FLANGE W/ MALE BALL  
Length: 55"



2004 V8 Ford Mustang 4.6L

**868533**

**E.O. No. D-665-15**

Inlet A: WELDED 3-BOLT FLANGE  
Outlet A: WELDED 2-BOLT FLANGE  
Length: 17.25"



2005 V6 Ford Ranger 3.0L

**868537**

**E.O. No. D-665-15**

Inlet A: LOOSE 2-BOLT FLANGE W/ FLARE  
Outlet A: 2 BOLT WELDED FLANGE  
Length: 49"



2006 L4 Mazda B2300 2.3L

**868540**

**E.O. No. D-665-15**

Inlet A: LOOSE 3-BOLT FLANGE W/ FLARE  
Outlet A: WELDED 2-BOLT FLANGE  
Length: 37"




2004 V6 Mazda B3000 3.0L

**910040**

**E.O. No. D-280-101**

Inlet A: WELDED 3-BOLT FLANGE W/ GASKET STUB  
Outlet A: WELDED 2-BOLT FLANGE W/ GASKET STUB  
Length: 25"



2004-03 L4 Toyota Tacoma 2.4L

**910053**

**E.O. No. D-280-101**

Inlet A: WELDED 3-BOLT FLANGE W/ GASKET STUB  
Outlet A: WELDED 2-BOLT FLANGE W/ GASKET STUB  
Length: 20"




2002-99 V6 Toyota 4Runner 3.4L

**910058**

**E.O. No. D-280-101**

Inlet A: WELDED 3-BOLT FLANGE W/ GASKET STUB  
Outlet A: WELDED 2-BOLT FLANGE W/ GASKET STUB  
Length: 27"

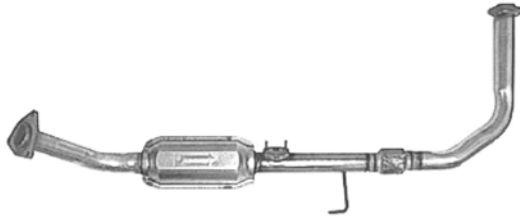


2002-00 V8 Toyota Tundra 4.7L

**910059**

**E.O. No. D-280-101**

Inlet A: WELDED 3-BOLT FLANGE W/ GASKET STUB  
Outlet A: WELDED 2-BOLT FLANGE W/ GASKET STUB  
Length: 49.75"



2002-00 V8 Toyota Tundra 4.7L

**910067**

**E.O. No. D-280-101**

Inlet A: WELDED 2-BOLT FLANGE  
Outlet A: WELDED 2-BOLT FLANGE  
Length: 17.63"

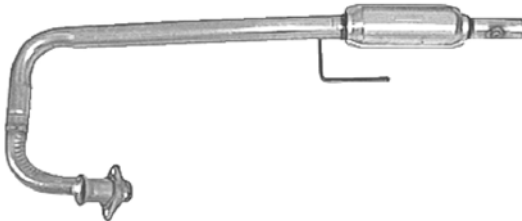


1999-95 V6 Toyota Tacoma 3.4L  
1999 L4 Toyota Tacoma 2.7L

**910100**

**E.O. No. D-280-101**

Inlet A: LOOSE 2-BOLT FLANGE W/ SPHERICAL FLARE  
Outlet A: 2.25" O.D. PIPE  
Length: 52"



1997 L6 Jeep Wrangler 4.0L

**910123**

**E.O. No. D-280-101**

Inlet A: WELDED 2-BOLT FLANGE  
Outlet A: WELDED 2-BOLT FLANGE W/ GASKET STUB  
Length: 32.88"




1998-96 V6 Toyota T100 3.4L

**910153**

**E.O. No. D-280-101**

Inlet A: WELDED 2-BOLT FLANGE  
Outlet A: WELDED 2-BOLT FLANGE W/ GASKET STUB  
Length: 31.25"



2002-99 V6 Toyota 4Runner 3.4L

**910237**

**E.O. No. D-280-101**

Inlet A: WELDED 3-BOLT FLANGE W/ GASKET STUB  
Outlet A: WELDED 2-BOLT FLANGE  
Length: 26.75"



2004-99 V6 Nissan Frontier 3.3L  
2004-00 V6 Nissan Xterra 3.3L

**910240**

**E.O. No. D-280-101**

Inlet A: WELDED 2-BOLT FLANGE  
Outlet A: WELDED 2-BOLT FLANGE W/ GASKET STUB  
Length: 31.75"



2004-00 L4 Toyota Tacoma 2.7L  
2004-03 L4 Toyota Tacoma 2.4L

**910262**

**E.O. No. D-280-101**

Inlet A: LOOSE 2-BOLT FLANGE W/ SPHERICAL FLARE  
Outlet A: WELDED 2-BOLT FLANGE W/ GASKET STUB  
Length: 36"



2003-02 V6 Suzuki XL-7 2.7L

# NUMERICAL LISTINGS

## OBD II DIRECT FIT



OBD II DIRECT FIT

**910853** **E.O. No. D-280-101**

Inlet A: WELDED 3-BOLT FLANGE W/ DUAL GASKET STUB  
 Outlet A: WELDED 2-BOLT FLANGE  
 Length: 41.75"



1997-94 L4 Toyota Previa 2.4L

**910904** **E.O. No. D-280-101**

Inlet A: WELDED 3-BOLT FLANGE  
 Outlet A: 3" O.D. PIPE  
 Length: 56"



2004 V8 Ford F-350 Super Duty 5.4L

**910925** **E.O. No. D-280-101**

Inlet A: WELDED 3-BOLT FLANGE  
 Outlet A: 3" O.D. PIPE  
 Length: 35.25"



2000-99 V10 Ford E-350 Econoline Club Wagon 6.8L  
 1997 V10 Ford E-350 Econoline 6.8L  
 2000-99 V10 Ford E-350 Super Duty 6.8L

**910930** **E.O. No. D-280-101**

Inlet A: WELDED 3-BOLT FLANGE  
 Outlet A: 3" O.D. PIPE  
 Length: 38"



2002 V8 Ford E-150 Econoline Club Wagon 5.4L

**910931** **E.O. No. D-280-101**

Inlet A: WELDED 3-BOLT FLANGE  
 Outlet A: 3" O.D. PIPE  
 Length: 35"



1999 V10 Ford F-250 Super Duty 6.8L  
 1999 V10 Ford F-350 Super Duty 6.8L

**910938** **E.O. No. D-280-101**


Inlet A: 4-BOLT WELDED FLANGE  
 Outlet A: 3.00" OD PIPE  
 Length: 30"



2006 V8 Ford F-250 Super Duty 5.4L  
 2006-05 V8 Ford F-350 Super Duty 5.4L

**911015** **E.O. No. D-280-101**

Inlet A: WELDED 6-BOLT FLANGE  
 Outlet A: WELDED 3-BOLT FLANGE  
 Length: 9.75"



2000-97 V6 Infiniti QX4 3.3L  
 2003-01 V6 Infiniti QX4 3.5L  
 2000-96 V6 Nissan Pathfinder 3.3L  
 2004-01 V6 Nissan Pathfinder 3.5L

**911016** E.O. No. D-280-101


Inlet A: WELDED 6-BOLT FLANGE  
Outlet A: WELDED 3-BOLT FLANGE  
Length: 9.75"



2000-97 V6 Infiniti QX4 3.3L  
2000-96 V6 Nissan Pathfinder 3.3L

**911030** E.O. No. D-280-101

Inlet A: WELDED 2-BOLT FLANGE W/ SPHERICAL FLARE  
Inlet B: WELDED 2-BOLT FLANGE W/ SPHERICAL FLARE  
Outlet A: WELDED 3-BOLT FLANGE  
Length: 27"



2000 L6 Jeep Wrangler 4.0L

**911031** E.O. No. D-280-101

Inlet A: WELDED 2-BOLT FLANGE W/ SPHERICAL FLARE  
Inlet B: WELDED 2-BOLT FLANGE W/ SPHERICAL FLARE  
Outlet A: WELDED 3-BOLT FLANGE  
Length: 22"



2000 L6 Jeep Cherokee 4.0L

**911032** E.O. No. D-280-101


Inlet A: WELDED 2-BOLT FLANGE W/ GASKET STUB  
Outlet A: WELDED 2-BOLT FLANGE W/ GASKET STUB  
Length: 12.25"



2003-01 V6 Toyota Highlander 3.0L

**911033** E.O. No. D-280-101

Inlet A: WELDED 2-BOLT FLANGE  
Inlet B: WELDED 2-BOLT FLANGE  
Outlet A: WELDED 2-BOLT FLANGE W/ GASKET STUB  
Length: 21.50"



2003-01 V6 Toyota Highlander 3.0L

**911036** E.O. No. D-280-101

Inlet A: WELDED 3-BOLT FLANGE  
Outlet A: WELDED 3-BOLT FLANGE  
Length: 13.75"



2001-99 V6 Nissan Frontier 3.3L  
2001-00 V6 Nissan Xterra 3.3L

**911037** E.O. No. D-280-101

Inlet A: WELDED 3-BOLT FLANGE  
Outlet A: WELDED 3-BOLT FLANGE  
Length: 12.75"



2001-99 V6 Nissan Frontier 3.3L  
2001-00 V6 Nissan Xterra 3.3L

**911064** E.O. No. D-280-101

Inlet A: WELDED 2-BOLT FLANGE W/ GASKET STUB  
Inlet B: W/ RING GASKET  
Outlet A: WELDED 2-BOLT FLANGE W/ GASKET STUB  
Length: 23.75"



2003-01 V6 Mitsubishi Montero Sport 3.0L



# NUMERICAL LISTINGS

## OBD II DIRECT FIT



OBD II  
DIRECT FIT

**911065**

**E.O. No. D-280-101**

Inlet A: WELDED 2-BOLT FLANGE W/ GASKET STUB  
Outlet A: LOOSE 2-BOLT FLANGE W/ SPHERICAL FLARE  
Length: 26.50"



2003-01 V6 Mitsubishi Montero Sport 3.0L

**911076**

**E.O. No. D-280-101**

Inlet A: WELDED 6-BOLT FLANGE  
Outlet A: WELDED 2-BOLT FLANGE  
Length: 14"



2001 V6 Toyota Sienna 3.0L

**911106**

**E.O. No. D-280-101**

Inlet A: WELDED 2-BOLT FLANGE  
Inlet B: WELDED 2-BOLT FLANGE  
Outlet A: WELDED 2-BOLT FLANGE W/ GASKET STUB  
Length: 21"



2002-01 V6 Mitsubishi Montero 3.5L

**911109**

**E.O. No. D-280-101**

Inlet A: WELDED 5-BOLT FLANGE  
Outlet A: WELDED 3-BOLT FLANGE  
Length: 11.63"



2000 L4 Nissan Frontier 2.4L  
2004-00 L4 Nissan Xterra 2.4L

**911118**

**E.O. No. D-280-101**

Inlet A: WELDED 6-BOLT FLANGE  
Outlet A: WELDED 3-BOLT FLANGE  
Length: 9.50"



2003-01 V6 Infiniti QX4 3.5L  
2004-01 V6 Nissan Pathfinder 3.5L

**911124**

**E.O. No. D-280-101**

Inlet A: WELDED 6-BOLT FLANGE  
Outlet A: WELDED 3-BOLT FLANGE  
Length: 18.50"



2004-02 V6 Nissan Frontier 3.3L  
2004-02 V6 Nissan Xterra 3.3L

**911125 E.O. No. D-280-101**

Inlet A: WELDED 6-BOLT FLANGE  
Outlet A: WELDED 3-BOLT FLANGE  
Length: 20.50"



2004-02 V6 Nissan Frontier 3.3L  
2004-02 V6 Nissan Xterra 3.3L

**911130 E.O. No. D-280-101**

Inlet A: WELDED 3-BOLT FLANGE  
Outlet A: 3" O.D. PIPE  
Length: 38"



2002 V8 Ford E-150 Econoline Club Wagon 5.4L

**911134 E.O. No. D-280-101**

Inlet A: WELDED 6-BOLT FLANGE  
Outlet A: WELDED 3-BOLT FLANGE  
Length: 9.50"



2003-02 V6 Suzuki XL-7 2.7L

**911135 E.O. No. D-280-101**

Inlet A: WELDED 6-BOLT FLANGE  
Outlet A: WELDED 3-BOLT FLANGE  
Length: 9.50"



2003-02 V6 Suzuki XL-7 2.7L

**911137 E.O. No. D-280-101**

Inlet A: WELDED 4-BOLT FLANGE  
Outlet A: WELDED 3-BOLT FLANGE  
Length: 14"



2003 V6 Nissan Murano 3.5L

**911144 E.O. No. D-280-101**

Inlet A: LOOSE 2-BOLT FLANGE W/ SPHERICAL FLARE  
Inlet B: LOOSE 2-BOLT FLANGE W/ SPHERICAL FLARE  
Outlet A: WELDED 3-BOLT FLANGE  
Length: 20.25"



2002-01 V6 Ford Ranger 3.0L  
2002-01 V6 Mazda B3000 3.0L

# NUMERICAL LISTINGS

## OBD II DIRECT FIT



OBD II DIRECT FIT

**911149** E.O. No. D-280-101

Inlet A: WELDED 6-BOLT FLANGE  
 Outlet A: WELDED 2-BOLT FLANGE  
 Length: 24"



2004-03 V6 Toyota 4Runner 4.0L

**911150** E.O. No. D-280-101


Inlet A: WELDED 6-BOLT FLANGE  
 Outlet A: WELDED 3-BOLT FLANGE  
 Length: 25"



2004-03 V6 Toyota 4Runner 4.0L

**911160** E.O. No. D-280-101

Inlet A: LOOSE 2-BOLT FLANGE W/ SPHERICAL FLARE  
 Inlet B: LOOSE 2-BOLT FLANGE W/ SPHERICAL FLARE  
 Outlet A: WELDED 3-BOLT FLANGE W/ GASKET STUB  
 Length: 25.50"



2000 V6 Ford Explorer 4.0L

**911177** E.O. No. D-280-101

Inlet A: 3-BOLT FLANGE W/ SPHERICAL FLARE  
 Inlet B: 3-BOLT FLANGE W/ SPHERICAL FLARE  
 Outlet A: WELDED 3-BOLT FLANGE  
 Length: 36.50"



1999-98 V6 Chevrolet S10 4.3L  
 1999-98 V6 GMC Sonoma 4.3L  
 1999-98 V6 Isuzu Hombre 4.3L

**911192** E.O. No. D-280-101

Inlet A: 3-BOLT WELDED FLANGE W/ SPHERICAL FLARE  
 Inlet B: 3-BOLT WELDED FLANGE W/ SPHERICAL FLARE  
 Outlet A: 3-BOLT WELDED FLANGE  
 Length: 34.75"




1999-98 V6 Chevrolet Blazer 4.3L  
 1999-98 V6 GMC Jimmy 4.3L  
 1999-98 V6 Oldsmobile Bravada 4.3L

**911196**

**E.O. No. D-280-101**

Inlet A: WELDED 6-BOLT FLANGE  
Outlet A: WELDED 3-BOLT FLANGE  
Length: 13"



2003 V6 Nissan Murano 3.5L

**911291**

**E.O. No. D-280-101**

Inlet A: WELDED 6-BOLT FLANGE  
Inlet B: WELDED 3-BOLT FLANGE  
Outlet A: WELDED 2-BOLT FLANGE  
Length: 22"



2002-99 V6 Mercury Villager 3.3L  
2002-99 V6 Nissan Quest 3.3L

**911311**

**E.O. No. D-280-101**

Inlet A: WELDED 5-BOLT FLANGE  
Outlet A: WELDED 2-BOLT FLANGE W/GASKET STUB  
Length: 21"



2004 L4 Toyota Highlander 2.4L

**911335**

**E.O. No. D-280-101**

Inlet A: WELDED 8-BOLT FLANGE  
Outlet A: WELDED 2-BOLT FLANGE  
Length: 28"



2004-03 V8 Lexus GX470 4.7L  
2004-03 V8 Toyota 4Runner 4.7L

**911336**

**E.O. No. D-280-101**

Inlet A: WELDED 8-BOLT FLANGE  
Outlet A: WELDED 2-BOLT FLANGE  
Length: 28"



2004-03 V8 Lexus GX470 4.7L  
2004-03 V8 Toyota 4Runner 4.7L

**912015**

**E.O. No. D-280-101**

Inlet A: 2.50" I.D. PIPE  
Outlet A: 2.50" O.D. PIPE  
Length: 71"

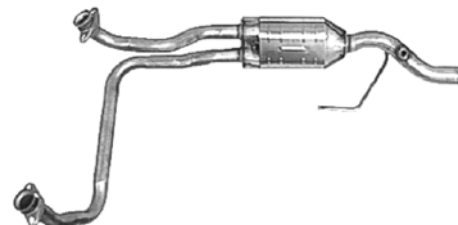


1999-97 V8 Dodge Dakota 5.2L  
1999 V6 Dodge Dakota 3.9L

**912018**

**E.O. No. D-280-101**

Inlet A: LOOSE 2-BOLT FLANGE W/ FEMALE FLARE  
Inlet B: LOOSE 2-BOLT FLANGE W/ FEMALE FLARE  
Outlet A: 2.50" O.D. PIPE  
Length: 48.75"



1998 V6 Dodge B1500 3.9L

# NUMERICAL LISTINGS

## OBD II DIRECT FIT



OBD II DIRECT FIT


### 912018 (cont.)

1998	V8	Dodge B1500 5.2L
1998	V8	Dodge B1500 5.9L
1998	V8	Dodge B2500 5.2L
1998	V8	Dodge B2500 5.9L
1998	V8	Dodge B3500 5.2L
1998	V8	Dodge B3500 5.9L
2003-99	V6	Dodge Ram 1500 Van 3.9L
2003-99	V8	Dodge Ram 1500 Van 5.2L
2003-99	V8	Dodge Ram 1500 Van 5.9L
2001	V6	Dodge Ram 1500 3.9L
2003-99	V8	Dodge Ram 2500 Van 5.2L
2003-99	V8	Dodge Ram 2500 Van 5.9L
2003-99	V8	Dodge Ram 3500 Van 5.2L
2003-99	V8	Dodge Ram 3500 Van 5.9L
2002	V8	Dodge Ram 3500 5.9L

### 912019

**E.O. No. D-280-101**

**Inlet A: LOOSE 3-BOLT FLANGE W/ SPHERICAL FLARE**  
**Inlet B: LOOSE 3-BOLT FLANGE W/ SPHERICAL FLARE**  
**Outlet A: WELDED 2-BOLT FLANGE**  
**Length: 69.75"**



2002-00	V6	Chevrolet Express 1500 4.3L
2002-00	V8	Chevrolet Express 1500 5.0L
2002-00	V6	Chevrolet Express 2500 4.3L
2002-00	V8	Chevrolet Express 2500 5.0L
2002-00	V6	GMC Savana 1500 4.3L
2002-00	V8	GMC Savana 1500 5.0L
2002-00	V6	GMC Savana 2500 4.3L
2002-00	V8	GMC Savana 2500 5.0L

### 912042

**E.O. No. D-280-101**

**Inlet A: LOOSE 3-BOLT FLANGE W/ FEMALE FLARE**  
**Outlet A: 3" O.D. PIPE**  
**Length: 60.75"**



1999-96	V8	Chevrolet Express 1500 5.7L
1998-96	V8	Chevrolet Express 2500 5.7L
1996	V8	Chevrolet G30 5.7L
1996	V8	GMC G3500 5.7L
1999-96	V8	GMC Savana 1500 5.7L
1999-96	V8	GMC Savana 2500 5.7L
1999-96	V8	GMC Savana 3500 5.7L

### 912043

**E.O. No. D-280-101**

**Inlet A: LOOSE 3-BOLT FLANGE W/ FEMALE FLARE**  
**Outlet A: WELDED 3-BOLT FLANGE**  
**Length: 66.25"**



1999-96	V8	Chevrolet Express 1500 5.7L
1998-96	V8	Chevrolet Express 2500 5.7L
1996	V8	Chevrolet G30 5.7L
1996	V8	GMC G3500 5.7L
1999-96	V8	GMC Savana 1500 5.7L
1999-96	V8	GMC Savana 2500 5.7L
1999-96	V8	GMC Savana 3500 5.7L

### 912050

**E.O. No. D-280-101**

**Inlet A: LOOSE 2-BOLT FLANGE W/ FEMALE FLARE**  
**Inlet B: 2.50" I.D. PIPE**  
**Outlet A: 2.50" O.D. PIPE**  
**Length: 47.38"**




2000-98	V8	Ford Expedition 5.4L
2000-98	V8	Ford F-150 5.4L
1999-97	V8	Ford F-250 5.4L
2000-98	V8	Lincoln Navigator 5.4L

### 912051

**E.O. No. D-280-101**

**Inlet A: LOOSE 2-BOLT FLANGE W/ FEMALE FLARE**  
**Outlet A: 2.50" O.D. PIPE**  
**Length: 46"**




2000-98	V8	Ford Expedition 5.4L
2000-98	V8	Ford F-150 5.4L
1999-97	V8	Ford F-250 5.4L
2000-98	V8	Lincoln Navigator 5.4L

**912054**

**E.O. No. D-280-101**

Inlet A: LOOSE 2-BOLT FLANGE W/ SPHERICAL FLARE  
Inlet B: LOOSE 2-BOLT FLANGE W/ SPHERICAL FLARE  
Outlet A: 2.50" O.D. PIPE  
Length: 60"



2003-00 V6 Dodge Dakota 3.9L

**912056**

**E.O. No. D-280-101**

Inlet A: LOOSE 2-BOLT FLANGE W/ SPHERICAL FLARE  
Inlet B: 2.50" I.D. PIPE  
Outlet A: 2.50" O.D. PIPE  
Length: 45.25"




2000-97 V8 Ford F-150 4.6L  
1998 V8 Ford F-250 4.6L

**912057U**

**E.O. No. D-280-101**

Inlet A: LOOSE 2-BOLT FLANGE W/ SPHERICAL FLARE  
Outlet A: 2.50" O.D. PIPE  
Length: 35"



2000-97 V8 Ford F-150 4.6L  
1998 V8 Ford F-250 4.6L

**912063**

**E.O. No. D-280-101**

Inlet A: LOOSE 3-BOLT FLANGE W/ FEMALE FLARE  
Inlet B: WELDED 3-BOLT FLANGE  
Outlet A: WELDED 2-BOLT FLANGE  
Length: 50.50"




1999 V6 Chevrolet Silverado 1500 4.3L  
1999 V8 Chevrolet Silverado 1500 4.8L  
1999 V8 Chevrolet Silverado 1500 5.3L  
1999 V6 GMC Sierra 1500 4.3L  
1999 V8 GMC Sierra 1500 4.8L  
1999 V8 GMC Sierra 1500 5.3L  
1999 V8 GMC Sierra 2500 5.3L

**912075**

**E.O. No. D-280-101**

Inlet A: LOOSE 3-BOLT FLANGE W/ 45 DEGREE FLARE  
Inlet B: LOOSE 3-BOLT FLANGE W/ 45 DEGREE FLARE  
Outlet A: WELDED 3-BOLT FLANGE  
Length: 54.75"



1999-96 V6 Chevrolet Astro 4.3L  
1999-96 V6 GMC Safari 4.3L

# NUMERICAL LISTINGS

## OBD II DIRECT FIT




OBD II DIRECT FIT

### 912078

E.O. No. D-280-101

Inlet A: LOOSE 2-BOLT FLANGE W/ SPHERICAL FLARE  
 Inlet B: 2.50" I.D. PIPE  
 Outlet A: 2.50" O.D. PIPE  
 Length: 46.75"




2001-97 V6 Ford F-150 4.2L  
 2001-98 V8 Ford F-150 4.6L

### 912079

E.O. No. D-280-101

Inlet A: LOOSE 2-BOLT FLANGE W/ SPHERICAL FLARE  
 Outlet A: 2.50" O.D. PIPE  
 Length: 36"



2001-97 V6 Ford F-150 4.2L  
 2001-98 V8 Ford F-150 4.6L

### 912080

E.O. No. D-280-101

Inlet A: LOOSE 3-BOLT FLANGE W/ FLARE  
 Outlet A: 3" O.D. PIPE  
 Length: 61.75"



1998 V8 Chevrolet Express 1500 5.7L  
 1998-97 V8 Chevrolet Express 2500 5.7L  
 1998-97 V8 Chevrolet Express 3500 5.7L  
 1998 V8 GMC Savana 1500 5.7L  
 1998-97 V8 GMC Savana 2500 5.7L  
 1998-97 V8 GMC Savana 3500 5.7L

### 912081

E.O. No. D-280-101

Inlet A: LOOSE 3-BOLT FLANGE W/ FLARE  
 Outlet A: WELDED 3-BOLT FLANGE  
 Length: 66.50"

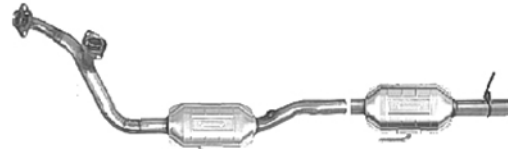


1998 V8 Chevrolet Express 1500 5.7L  
 1998-97 V8 Chevrolet Express 2500 5.7L  
 1998-97 V8 Chevrolet Express 3500 5.7L  
 1998 V8 GMC Savana 1500 5.7L  
 1998-97 V8 GMC Savana 2500 5.7L  
 1998-97 V8 GMC Savana 3500 5.7L

### 912082

E.O. No. D-280-101

Inlet A: LOOSE 2-BOLT FLANGE W/ SPHERICAL FLARE  
 Inlet B: LOOSE 2-BOLT FLANGE W/ SPHERICAL FLARE  
 Outlet A: 2.25" O.D. PIPE  
 Length: 70.75"



1996 L6 Ford F-150 4.9L  
 1996 L6 Ford F-250 4.9L  
 1996 L6 Ford F-350 4.9L

### 912083

E.O. No. D-280-101

Inlet A: LOOSE 3-BOLT FLANGE W/ SPHERICAL FLARE  
 Inlet B: WELDED 3-BOLT FLANGE  
 Outlet A: WELDED 2-BOLT FLANGE  
 Length: 50.50"




2005-00 V8 Chevrolet Silverado 1500 5.3L  
 2005-99 V8 Chevrolet Silverado 1500 4.8L  
 2006-00 V6 Chevrolet Silverado 1500 4.3L  
 2000-99 V8 Chevrolet Silverado 2500 5.3L  
 2000 V8 Chevrolet Suburban 1500 5.3L  
 2003-01 V8 Chevrolet Tahoe 4.8L  
 2005-00 V8 Chevrolet Tahoe 5.3L  
 2005-00 V8 GMC Sierra 1500 4.8L  
 2005-00 V8 GMC Sierra 1500 5.3L  
 2006-00 V6 GMC Sierra 1500 4.3L  
 2000 V8 GMC Sierra 2500 5.3L

**912083 (cont.)**

2000 V8 GMC Yukon XL 1500 5.3L  
2001 V8 GMC Yukon 5.3L  
2003-01 V8 GMC Yukon 4.8L

**912084 E.O. No. D-280-101**


Inlet A: LOOSE 2-BOLT FLANGE W/ SPHERICAL FLARE  
Inlet B: 2.50" I.D. PIPE  
Outlet A: 2.50" O.D. PIPE  
Length: 49.50"



2001 V8 Ford F-150 4.6L  
2002-01 V8 Ford F-150 5.4L

**912085 E.O. No. D-280-101**


Inlet A: LOOSE 2-BOLT FLANGE W/ SPHERICAL FLARE  
Outlet A: 2.50" O.D. PIPE  
Length: 35.50"



2001 V8 Ford F-150 4.6L  
2002-01 V8 Ford F-150 5.4L

**912088 E.O. No. D-280-101**

Inlet A: LOOSE 2-BOLT FLANGE W/ FEMALE FLARE  
Inlet B: LOOSE 2-BOLT FLANGE W/ FEMALE FLARE  
Outlet A: 2.50" O.D. PIPE  
Length: 54.50"



2003-02 V6 Dodge Ram 1500 3.7L  
2003 V8 Dodge Ram 1500 5.9L

**912096**

**E.O. No. D-280-101**


Inlet A: LOOSE 2-BOLT FLANGE W/ SPHERICAL FLARE  
Inlet B: 2.50" I.D. PIPE  
Outlet A: 2.50" O.D. PIPE  
Length: 47"



2000-97 V8 Ford Expedition 4.6L  
2000-97 V8 Ford F-150 4.6L  
1998-97 V8 Ford F-250 4.6L

**912097 E.O. No. D-280-101**

Inlet A: LOOSE 2-BOLT FLANGE W/ SPHERICAL FLARE  
Outlet A: 2.50" O.D. PIPE  
Length: 34"



2000-97 V8 Ford Expedition 4.6L  
2000-97 V8 Ford F-150 4.6L  
1998-97 V8 Ford F-250 4.6L

**912116 E.O. No. D-280-101**

Inlet A: LOOSE 2-BOLT FLANGE W/ SPHERICAL FLARE  
Inlet B: 2.50" I.D. PIPE  
Outlet A: 2.50" O.D. PIPE  
Length: 47.13"



2001-00 V8 Ford Expedition 4.6L  
2003-01 V8 Ford F-150 4.6L



# NUMERICAL LISTINGS

## OBD II DIRECT FIT



OBD II DIRECT FIT

**912117** **E.O. No. D-280-101**

Inlet A: LOOSE 2-BOLT FLANGE W/ SPHERICAL FLARE  
 Outlet A: 2.50" O.D. PIPE  
 Length: 35.50"



2001-00 V8 Ford Expedition 4.6L  
 2003-01 V8 Ford F-150 4.6L

**912130** **E.O. No. D-280-101**

Inlet A: LOOSE 2-BOLT FLANGE W/ SPHERICAL FLARE  
 Inlet B: LOOSE 2-BOLT FLANGE W/ SPHERICAL FLARE  
 Outlet A: WELDED 3-BOLT FLANGE  
 Length: 48"



2000 V8 Ford E-150 Econoline Club Wagon 5.4L  
 2002-00 V8 Ford E-150 Econoline 5.4L  
 2002-00 V8 Ford E-250 Econoline 5.4L  
 2000 V10 Ford E-350 Econoline Club Wagon 6.8L  
 2001-00 V8 Ford E-350 Econoline Club Wagon 5.4L  
 2000 V10 Ford E-350 Super Duty 6.8L

**912133** **E.O. No. D-280-101**

Inlet A: WELDED 2-BOLT FLANGE  
 Outlet A: WELDED 2-BOLT FLANGE  
 Length: 64.25"



2000-97 V6 Chevrolet Venture 3.4L  
 2000-97 V6 Oldsmobile Silhouette 3.4L  
 2000 V6 Pontiac Montana 3.4L  
 1998-97 V6 Pontiac Trans Sport 3.4L

**912136** **E.O. No. D-280-101**

Inlet A: LOOSE 2-BOLT FLANGE W/ SPHERICAL FLARE  
 Inlet B: 2.63" O.D. PIPE  
 Outlet A: 2.50" O.D. PIPE  
 Length: 47"



2002-01 V8 Ford F-150 5.4L

**912137** **E.O. No. D-280-101**

Inlet A: LOOSE 2-BOLT FLANGE W/ SPHERICAL FLARE  
 Outlet A: 2.50" O.D. PIPE  
 Length: 34.25"



2002-01 V8 Ford F-150 5.4L

**912146** **E.O. No. D-280-101**

Inlet A: 2.50" I.D. PIPE  
 Outlet A: 2.50" O.D. PIPE  
 Length: 48.25"



1999-98 V8 Dodge Durango 5.9L  
 2000-98 V8 Dodge Durango 5.2L

**912154** **E.O. No. D-280-101**

Inlet A: LOOSE 3-BOLT FLANGE W/ SPHERICAL FLARE  
 Outlet A: WELDED 2-BOLT FLANGE  
 Length: 50.50"




2003-02 L6 Chevrolet Trailblazer 4.2L  
 2003-02 L6 GMC Envoy 4.2L  
 2003-02 L6 Oldsmobile Bravada 4.2L

**912155**

**E.O. No. D-280-101**

Inlet A: LOOSE 3-BOLT FLANGE W/ FLARE  
Inlet B: WELDED 3-BOLT FLANGE  
Outlet A: WELDED 2-BOLT FLANGE  
Length: 42"



2004-03 V8 Chevrolet SSR 5.3L

**912157**

**E.O. No. D-280-101**

Inlet A: LOOSE 2-BOLT FLANGE W/ SPHERICAL FLARE  
Inlet B: LOOSE 2-BOLT FLANGE W/ SPHERICAL FLARE  
Outlet A: 2.50" O.D. PIPE  
Length: 68.75"



1996 L6 Ford E-150 Econoline Club Wagon 4.9L  
1996 L6 Ford E-150 Econoline 4.9L  
1996 L6 Ford E-250 Econoline 4.9L  
1996 L6 Ford E-350 Econoline Club Wagon 4.9L  
1996 L6 Ford E-350 Econoline 4.9L

**912166**

**E.O. No. D-280-101**

Inlet A: WELDED 3-BOLT FLANGE  
Outlet A: WELDED 2-BOLT FLANGE  
Length: 39.75"



2006-03 V8 Hummer H2 6.0L

**912167**

**E.O. No. D-280-101**

Inlet A: WELDED 3-BOLT FLANGE  
Outlet A: 2.50" O.D. PIPE  
Length: 51.25"



2006-03 V8 Hummer H2 6.0L

**912173**

**E.O. No. D-280-101**

Inlet A: LOOSE 2-BOLT FLANGE W/ SPHERICAL FLARE  
Inlet B: LOOSE 2-BOLT FLANGE W/ SPHERICAL FLARE  
Outlet A: WELDED 2-BOLT FLANGE W/ GASKET STUB  
Length: 58.50"



2003-02 V8 Ford Explorer 4.6L  
2003 V8 Lincoln Aviator 4.6L  
2003-02 V8 Mercury Mountaineer 4.6L

**912185**

**E.O. No. D-280-101**

Inlet A: 2.50" I.D. PIPE  
Outlet A: 2.50" O.D. PIPE  
Length: 59.25"



1999-97 V6 Dodge Dakota 3.9L  
1999 V6 Dodge Durango 3.9L

# NUMERICAL LISTINGS

## OBD II DIRECT FIT



OBD II DIRECT FIT

### 912198 E.O. No. D-280-101

Inlet A: LOOSE 2-BOLT FLANGE W/ SPHERICAL FLARE  
 Inlet B: LOOSE 2-BOLT FLANGE W/ SPHERICAL FLARE  
 Outlet A: 2.50" O.D. PIPE  
 Length: 57.50"



- 2001-00 V8 Dodge Ram 1500 5.2L
- 2001-00 V8 Dodge Ram 1500 5.9L
- 2001-00 V8 Dodge Ram 2500 5.9L
- 2001-00 V8 Dodge Ram 3500 5.9L

### 912199 E.O. No. D-280-101

Inlet A: LOOSE 2-BOLT FLANGE W/ FLARE  
 Inlet B: LOOSE 2-BOLT FLANGE W/ FLARE  
 Outlet A: 3" O.D. PIPE  
 Length: 62.75"



- 2003 V8 Dodge Ram 1500 5.7L

### 912236 E.O. No. D-280-101

Inlet A: WELDED 3-BOLT FLANGE W/ GASKET STUB  
 Outlet A: WELDED 2-BOLT FLANGE  
 Length: 26.50"



- 2004-99 V6 Nissan Frontier 3.3L
- 2004-00 V6 Nissan Xterra 3.3L

### 912241 E.O. No. D-280-101

Inlet A: LOOSE 2-BOLT FLANGE W/ SPHERICAL FLARE  
 Inlet B: LOOSE 2-BOLT FLANGE W/ SPHERICAL FLARE  
 Outlet A: 2.50" O.D. PIPE  
 Length: 57.50"



- 1996 V8 Ford E-150 Econoline Club Wagon 5.0L
- 1996 V8 Ford E-150 Econoline 5.0L

### 912242 E.O. No. D-280-101

Inlet A: LOOSE 2-BOLT FLANGE W/ SPHERICAL FLARE  
 Inlet B: 2.50" I.D. PIPE  
 Outlet A: 2.50" O.D. PIPE  
 Length: 49"



- 1998-97 V6 Ford F-150 4.2L
- 1998 V8 Ford F-150 4.6L

### 912243 E.O. No. D-280-101

Inlet A: LOOSE 2-BOLT FLANGE W/ SPHERICAL FLARE  
 Outlet A: 2.50" O.D. PIPE  
 Length: 36.75"



- 1998-97 V6 Ford F-150 4.2L
- 1998 V8 Ford F-150 4.6L

### 912246 E.O. No. D-280-101

Inlet A: WELDED 2-BOLT FLANGE W/ SPHERICAL FLARE  
 Outlet A: WELDED 2-BOLT FLANGE  
 Length: 59"



- 2003 V6 Buick Rendezvous 3.4L

**912246 (cont.)**

2003 V6 Pontiac Aztek 3.4L

**912254**

**E.O. No. D-280-101**

Inlet A: LOOSE 3-BOLT FLANGE W/ SPHERICAL FLARE  
Outlet A: WELDED 2-BOLT FLANGE  
Length: 60"



2003-02 L6 Chevrolet Trailblazer EXT 4.2L  
2003-02 L6 GMC Envoy XL 4.2L  
2003 L6 Isuzu Ascender 4.2L

**912265**

**E.O. No. D-280-101**

Inlet A: WELDED 2-BOLT FLANGE  
Outlet A: WELDED 2-BOLT FLANGE  
Length: 20.50"



2002-01 V6 Mitsubishi Montero 3.5L

**912266**

**E.O. No. D-280-101**

Inlet A: WELDED 3-BOLT FLANGE  
Outlet A: WELDED 2-BOLT FLANGE  
Length: 40.50"



2003-02 V8 Cadillac Escalade 6.0L  
2003 V8 Chevrolet Silverado 1500 6.0L  
2001 V8 GMC Sierra 1500 6.0L  
2002-01 V8 GMC Yukon XL 1500 6.0L  
2003-01 V8 GMC Yukon 6.0L

**912267**

**E.O. No. D-280-101**

Inlet A: WELDED 3-BOLT FLANGE  
Outlet A: 2.50" O.D. PIPE  
Length: 51.25"



2003-02 V8 Cadillac Escalade 6.0L  
2003 V8 Chevrolet Silverado 1500 6.0L  
2001 V8 GMC Sierra 1500 6.0L  
2002-01 V8 GMC Yukon XL 1500 6.0L  
2003-01 V8 GMC Yukon 6.0L

**912269**

**E.O. No. D-280-101**

Inlet A: WELDED 4-BOLT FLANGE  
Outlet A: 2.50" O.D. PIPE  
Length: 72"



2003-01 V6 Chrysler Town & Country 3.8L  
2003-01 V6 Dodge Grand Caravan 3.8L

**912277**

**E.O. No. D-280-101**

Inlet A: WELDED 4-BOLT FLANGE  
Outlet A: 2.25" O.D. PIPE  
Length: 72"



2003-01 V6 Chrysler Town & Country 3.3L  
2003-01 V6 Chrysler Voyager 3.3L  
2003-01 V6 Dodge Caravan 3.3L  
2003-01 V6 Dodge Grand Caravan 3.3L

# NUMERICAL LISTINGS

## OBD II DIRECT FIT



OBD II DIRECT FIT

### 912291 E.O. No. D-280-101

Inlet A: LOOSE 2-BOLT FLANGE W/ SPHERICAL FLARE  
 Outlet A: WELDED 2-BOLT FLANGE  
 Length: 18.13"



2000-95 V6 Mitsubishi Montero 3.5L

### 912293 E.O. No. D-280-101

Inlet A: LOOSE 3-BOLT FLANGE W/ 45 DEGREE FLARE  
 Inlet B: LOOSE 3-BOLT FLANGE W/ 45 DEGREE FLARE  
 Outlet A: WELDED 3-BOLT FLANGE  
 Length: 49"



- 1999-98 V8 Chevrolet C2500 Suburban 7.4L
- 1999-98 V8 Chevrolet C2500 7.4L
- 1999 V8 Chevrolet C3500 7.4L
- 1999-98 V8 Chevrolet K2500 Suburban 7.4L
- 1999 V8 Chevrolet K2500 7.4L
- 1999 V8 Chevrolet K3500 7.4L
- 1999-98 V8 GMC C2500 Suburban 7.4L
- 1999-98 V8 GMC C2500 7.4L
- 1999 V8 GMC C3500 7.4L
- 1999-98 V8 GMC K2500 Suburban 7.4L
- 1999 V8 GMC K2500 7.4L

### 912307 E.O. No. D-280-101

Inlet A: WELDED 2-BOLT FLANGE  
 Outlet A: WELDED 2-BOLT FLANGE  
 Length: 60"



- 2003 V6 Chevrolet Venture 3.4L
- 2003 V6 Oldsmobile Silhouette 3.4L
- 2003 V6 Pontiac Montana 3.4L

### 912327 E.O. No. D-280-101

Inlet A: 2.50" I.D. PIPE  
 Outlet A: 2.25" O.D. PIPE  
 Length: 21.50"



- 1997-96 L6 Jeep Cherokee 4.0L
- 1996 L6 Jeep Grand Cherokee 4.0L
- 1998-96 V8 Jeep Grand Cherokee 5.2L
- 1998 V8 Jeep Grand Cherokee 5.9L

### 912333 E.O. No. D-280-101

Inlet A: LOOSE 3-BOLT FLANGE W/ FEMALE FLARE  
 Inlet B: LOOSE 3-BOLT FLANGE W/ FEMALE FLARE  
 Outlet A: WELDED 3-BOLT FLANGE  
 Length: 48.75"



- 2000-99 V8 Cadillac Escalade 5.7L
- 1999-96 V8 Chevrolet C1500 Suburban 5.7L
- 1999-96 V8 Chevrolet C1500 5.7L
- 1998-96 V8 Chevrolet C2500 Suburban 5.7L
- 1998-96 V8 Chevrolet C2500 5.7L
- 1999-96 V8 Chevrolet K1500 Suburban 5.7L
- 1998-96 V8 Chevrolet K1500 5.7L
- 1996 V8 Chevrolet K2500 5.7L
- 1998-97 V8 Chevrolet K3500 5.7L
- 2000-96 V8 Chevrolet Tahoe 5.7L
- 1998-96 V8 GMC C1500 Suburban 5.7L
- 1999-96 V8 GMC C1500 5.7L
- 1998-96 V8 GMC C2500 Suburban 5.7L
- 1998-96 V8 GMC C2500 5.7L
- 1998-96 V8 GMC K1500 Suburban 5.7L
- 1998-96 V8 GMC K1500 5.7L
- 1998-96 V8 GMC K2500 Suburban 5.7L
- 1998-96 V8 GMC K2500 5.7L
- 1998-97 V8 GMC K3500 5.7L
- 2000-96 V8 GMC Yukon 5.7L

**912364 E.O. No. D-280-101**

Inlet A: WELDED 3-BOLT FLANGE W/ GASKET STUB  
Outlet A: WELDED 2-BOLT FLANGE  
Length: 36"



- 2002-98 V6 Honda Passport 3.2L
- 1998 V6 Isuzu Amigo 3.2L
- 2001 V6 Isuzu Rodeo Sport 3.2L
- 2002-98 V6 Isuzu Rodeo 3.2L

**912365 E.O. No. D-280-101**


Inlet A: WELDED 3-BOLT FLANGE W/ GASKET STUB  
Outlet A: WELDED 2-BOLT FLANGE  
Length: 42"



- 2002-98 V6 Honda Passport 3.2L
- 1998 V6 Isuzu Amigo 3.2L
- 2001 V6 Isuzu Rodeo Sport 3.2L
- 2002-98 V6 Isuzu Rodeo 3.2L

**912396 E.O. No. D-280-101**

Inlet A: LOOSE 2-BOLT FLANGE W/ SPHERICAL FLARE  
Inlet B: LOOSE 2-BOLT FLANGE W/ SPHERICAL FLARE  
Outlet A: 2.25" O.D. PIPE  
Length: 61.50"



- 1996 V8 Ford Bronco 5.0L
- 1996 V8 Ford F-150 5.0L
- 1995 L6 Ford F-250 4.9L
- 1996 V8 Ford F-250 5.0L
- 1995 L6 Ford F-350 4.9L

**912465 E.O. No. D-280-101**


Inlet A: WELDED 2-BOLT FLANGE  
Outlet A: WELDED 2-BOLT FLANGE  
Length: 27.38"



- 2003-01 V6 Mitsubishi Montero Sport 3.0L
- 2003-01 V6 Mitsubishi Montero Sport 3.5L

**912532 E.O. No. D-280-101**

Inlet A: WELDED 5-BOLT FLANGE  
Outlet A: WELDED 2-BOLT FLANGE  
Length: 22"



- 2003-01 L4 Toyota Highlander 2.4L

**912613 E.O. No. D-280-101**

Inlet A: LOOSE 2-BOLT FLANGE W/ FEMALE FLARE  
Outlet A: 2.50" O.D. PIPE  
Length: 38.75"



- 2001-97 V6 Ford E-150 Econoline Club Wagon 4.2L
- 2001-97 V6 Ford E-150 Econoline 4.2L
- 2003 V6 Ford E-150 4.2L
- 2001-97 V6 Ford E-250 Econoline 4.2L

# NUMERICAL LISTINGS

## OBD II DIRECT FIT



OBD II DIRECT FIT

### 912614 E.O. No. D-280-101

Inlet A: LOOSE 2-BOLT FLANGE W/ FEMALE FLARE  
 Inlet B: 2.50" I.D. PIPE  
 Outlet A: 2.50" O.D. PIPE  
 Length: 49"



- 2001-97 V6 Ford E-150 Econoline Club Wagon 4.2L
- 2001-97 V6 Ford E-150 Econoline 4.2L
- 2003 V6 Ford E-150 4.2L
- 2001-97 V6 Ford E-250 Econoline 4.2L

### 912649 E.O. No. D-280-101

Inlet A: LOOSE 3-BOLT FLANGE W/ 45 DEGREE FLARE  
 Inlet B: LOOSE 3-BOLT FLANGE W/ 45 DEGREE FLARE  
 Outlet A: WELDED 3-BOLT FLANGE  
 Length: 69.25"



- 1999-96 V6 Chevrolet Express 1500 4.3L
- 1999-96 V8 Chevrolet Express 1500 5.0L
- 1999-96 V6 Chevrolet Express 2500 4.3L
- 1999-96 V8 Chevrolet Express 2500 5.0L
- 1999-96 V6 GMC Savana 1500 4.3L
- 1999-96 V8 GMC Savana 1500 5.0L
- 1999-96 V6 GMC Savana 2500 4.3L
- 1999-96 V8 GMC Savana 2500 5.0L

### 912666 E.O. No. D-280-101

Inlet A: LOOSE 2-BOLT FLANGE W/ FEMALE FLARE  
 Inlet B: LOOSE 2-BOLT FLANGE W/ FEMALE FLARE  
 Outlet A: 2.50" O.D. PIPE  
 Length: 57.25"



- 1999-96 V6 Dodge Ram 1500 3.9L
- 1999-96 V8 Dodge Ram 1500 5.2L

### 912666 (cont.)

- 1999-96 V8 Dodge Ram 1500 5.9L
- 1996 V8 Dodge Ram 2500 5.2L
- 1999-96 V8 Dodge Ram 2500 5.9L
- 1999-96 V8 Dodge Ram 3500 5.9L

### 912703 E.O. No. D-280-101

Inlet A: LOOSE 3-BOLT FLANGE W/ 45 DEGREE FLARE  
 Inlet B: LOOSE 3-BOLT FLANGE W/ 45 DEGREE FLARE  
 Outlet A: WELDED 3-BOLT FLANGE  
 Length: 49"



- 1996 V8 Chevrolet C2500 Suburban 5.7L
- 1999-96 V8 Chevrolet C2500 Suburban 7.4L
- 1999-96 V8 Chevrolet C2500 7.4L
- 1999-96 V8 Chevrolet C3500 7.4L
- 1996 V8 Chevrolet K2500 Suburban 5.7L
- 1999-96 V8 Chevrolet K2500 Suburban 7.4L
- 1999-96 V8 Chevrolet K2500 7.4L
- 1999-97 V8 Chevrolet K3500 7.4L
- 1996 V8 GMC C2500 Suburban 5.7L
- 1999-96 V8 GMC C2500 Suburban 7.4L
- 1999-96 V8 GMC C2500 7.4L
- 1999-96 V8 GMC C3500 7.4L
- 1996 V8 GMC K2500 Suburban 5.7L
- 1999-96 V8 GMC K2500 Suburban 7.4L
- 1999-96 V8 GMC K2500 7.4L
- 1999-96 V8 GMC K3500 7.4L

### 912710 E.O. No. D-280-101


Inlet A: WELDED FLANGE 3-BOLT FLANGE  
 Outlet A: WELDED FLANGE 3-BOLT FLANGE  
 Length: 25.25"



- 1997 V6 Chevrolet S10 4.3L
- 1997 V6 GMC Sonoma 4.3L

**912715 E.O. No. D-280-101**

Inlet A: LOOSE 2-BOLT FLANGE W/ FEMALE FLARE  
 Inlet B: LOOSE 2-BOLT FLANGE W/ FEMALE FLARE  
 Outlet A: 2.50" O.D. PIPE  
 Length: 53.25"



- 1997-96 V6 Dodge B1500 3.9L
- 1997-96 V8 Dodge B1500 5.2L
- 1997-96 V6 Dodge B2500 3.9L
- 1997-96 V8 Dodge B2500 5.2L
- 1997-96 V8 Dodge B2500 5.9L
- 1996 V8 Dodge B3500 5.2L
- 1996 V8 Dodge B3500 5.9L

**912720 E.O. No. D-280-101**

Inlet A: LOOSE 3-BOLT FLANGE W/ 45 DEGREE FLARE  
 Inlet B: LOOSE 3-BOLT FLANGE W/ 45 DEGREE FLARE  
 Outlet A: WELDED 2-BOLT FLANGE  
 Length: 48.63"



- 1998-96 V6 Chevrolet C1500 4.3L
- 1999-96 V8 Chevrolet C1500 5.0L
- 1998-96 V8 Chevrolet C2500 5.0L
- 1998-96 V6 Chevrolet K1500 4.3L
- 1999-96 V8 Chevrolet K1500 5.0L
- 1998-96 V6 GMC C1500 4.3L
- 1998-96 V8 GMC C1500 5.0L
- 1998-96 V8 GMC C2500 5.0L
- 1998-96 V6 GMC K1500 4.3L
- 1999-96 V8 GMC K1500 5.0L

**912792 E.O. No. D-280-101**

Inlet A: WELDED FLANGE 3-BOLT FLANGE  
 Outlet A: WELDED FLANGE 3-BOLT FLANGE  
 Length: 27.75"



- 1999-96 V6 Chevrolet Blazer 4.3L
- 1999-96 V6 GMC Jimmy 4.3L
- 1999-96 V6 Oldsmobile Bravada 4.3L

**912881 E.O. No. D-280-101**

Inlet A: WELDED 3-BOLT FLANGE  
 Outlet A: WELDED 3-BOLT FLANGE  
 Length: 27.75"



- 1999-96 V6 Chevrolet S10 4.3L
- 1999-96 V6 GMC Sonoma 4.3L
- 1999 V6 Isuzu Hombre 4.3L

**912920 E.O. No. D-280-101**

Inlet A: WELDED 3-BOLT FLANGE W/ STUDS  
 Outlet A: 3" O.D. PIPE  
 Length: 38.25"



- 1998-97 V8 Ford E-150 Econoline 5.4L
- 1999-97 V8 Ford E-250 Econoline 5.4L
- 1997 V10 Ford E-350 Econoline Club Wagon 6.8L
- 1998-97 V8 Ford E-350 Econoline Club Wagon 5.4L
- 1997 V10 Ford E-350 Econoline 6.8L
- 1998-97 V8 Ford E-350 Econoline 5.4L
- 1999 V8 Ford F-250 Super Duty 5.4L
- 1999 V8 Ford F-250 5.4L



# NUMERICAL LISTINGS


## OBD II DIRECT FIT



OBD II DIRECT FIT

### 912924 E.O. No. D-280-101

Inlet A: WELDED 3-BOLT FLANGE  
 Outlet A: 3" O.D. PIPE  
 Length: 56.50"



- 2002-00 V10 Ford Excursion 6.8L
- 2002-00 V8 Ford Excursion 5.4L
- 2002-00 V8 Ford F-250 Super Duty 5.4L
- 2003-00 V10 Ford F-250 Super Duty 6.8L
- 2002-00 V8 Ford F-350 Super Duty 5.4L
- 2003-00 V10 Ford F-350 Super Duty 6.8L

### 912930 E.O. No. D-280-101

Inlet A: WELDED 3-BOLT FLANGE  
 Outlet A: 3" O.D. PIPE  
 Length: 38"



- 2000 V8 Ford E-150 Econoline Club Wagon 5.4L
- 2002-00 V8 Ford E-150 Econoline 5.4L
- 2002-00 V8 Ford E-250 Econoline 5.4L
- 2001-00 V8 Ford E-350 Econoline Club Wagon 5.4L

### 912936 E.O. No. D-280-101

Inlet A: 2.25" I.D. PIPE  
 Outlet A: 2.25" O.D. PIPE  
 Length: 23.25"



- 2002-96 V10 Dodge Ram 2500 8.0L
- 2002-96 V10 Dodge Ram 3500 8.0L

### 912968 E.O. No. D-280-101


Inlet A: WELDED 3-BOLT FLANGE W/ GASKET STUB  
 Outlet A: WELDED 2-BOLT FLANGE  
 Length: 43"



- 1997-96 V6 Acura SLX 3.2L
- 1997-96 V6 Honda Passport 3.2L
- 1997-96 V6 Isuzu Rodeo 3.2L

### 912969 E.O. No. D-280-101

Inlet A: WELDED 2-BOLT FLANGE  
 Inlet B: WELDED 3-BOLT FLANGE W/ GASKET STUB  
 Outlet A: WELDED 2-BOLT FLANGE  
 Length: 49.50"



- 1997-96 V6 Acura SLX 3.2L
- 1997-96 V6 Honda Passport 3.2L
- 1997-96 V6 Isuzu Rodeo 3.2L

### 914003 E.O. No. D-280-101

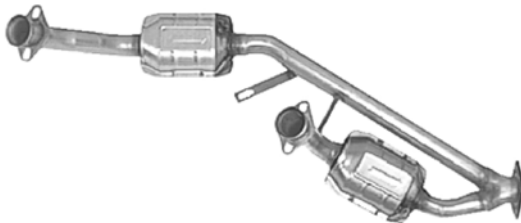
Inlet A: WELDED 2-BOLT FLANGE W/ GASKET STUB  
 Inlet B: LOOSE 2-BOLT FLANGE W/ SPHERICAL FLARE  
 Outlet A: WELDED 2-BOLT FLANGE  
 Length: 21.75"



- 2000-99 V6 Mitsubishi Montero Sport 3.0L

**914039 E.O. No. D-280-101**

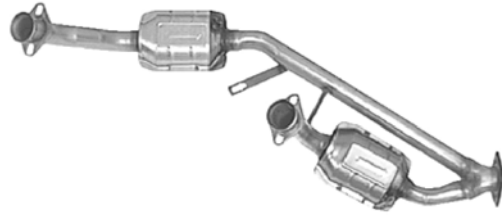
Inlet A: LOOSE 2-BOLT FLANGE W/ SPHERICAL FLARE  
Inlet B: LOOSE 2-BOLT FLANGE W/ SPHERICAL FLARE  
Outlet A: WELDED 2-BOLT FLANGE  
Length: 45"



1998 V6 Ford Windstar 3.8L

**914055 E.O. No. D-280-101**

Inlet A: LOOSE 2-BOLT FLANGE W/ SPHERICAL FLARE  
Inlet B: LOOSE 2-BOLT FLANGE W/ SPHERICAL FLARE  
Outlet A: WELDED 2-BOLT FLANGE  
Length: 45"



1998 V6 Ford Windstar 3.8L

**914044 E.O. No. D-280-101**

Inlet A: LOOSE 2-BOLT FLANGE W/ FEMALE FLARE  
Outlet A: 2.25" O.D. PIPE  
Length: 45.50"



1999-97 V6 Ford Explorer 4.0L  
1999-98 V6 Mercury Mountaineer 4.0L

**914183 E.O. No. D-280-101**

Inlet A: WELDED 4-BOLT FLANGE  
Outlet A: 2.25" O.D. PIPE  
Length: 70.25"



2000-96 V6 Chrysler Town & Country 3.3L  
2000-96 V6 Chrysler Town & Country 3.8L  
1999-96 L4 Dodge Caravan 2.4L  
1999-96 V6 Dodge Caravan 3.8L  
2000-96 V6 Dodge Caravan 3.3L  
1997-96 L4 Dodge Grand Caravan 2.4L  
2000-96 V6 Dodge Grand Caravan 3.3L  
2000-96 V6 Dodge Grand Caravan 3.8L  
1997-96 L4 Plymouth Grand Voyager 2.4L  
2000-96 V6 Plymouth Grand Voyager 3.3L  
1999-96 L4 Plymouth Voyager 2.4L  
2000-96 V6 Plymouth Voyager 3.3L

**914045 E.O. No. D-280-101**


Inlet A: LOOSE 2-BOLT FLANGE W/ FEMALE FLARE  
Outlet A: WELDED 2-BOLT FLANGE  
Length: 27.50"



1999-97 V6 Ford Explorer 4.0L  
1999-98 V6 Mercury Mountaineer 4.0L

**914192 E.O. No. D-280-101**

Inlet A: WELDED 3-BOLT FLANGE  
Outlet A: WELDED 2-BOLT FLANGE  
Length: 20.50"



2004-03 V6 Infiniti FX35 3.5L

**914054 E.O. No. D-280-101**

Inlet A: WELDED 2-BOLT FLANGE  
Outlet A: WELDED 2-BOLT FLANGE  
Length: 26"



1996 V6 Mazda MPV 3.0L

# NUMERICAL LISTINGS


**OBD II DIRECT FIT**



OBD II DIRECT FIT

**914193 E.O. No. D-280-101**

Inlet A: WELDED 3-BOLT FLANGE  
Outlet A: WELDED 2-BOLT FLANGE  
Length: 22.38"



2004-03 V6 Infiniti FX35 3.5L

**914209 E.O. No. D-280-101**

Inlet A: WELDED 3-BOLT FLANGE  
Outlet A: WELDED 3-BOLT FLANGE  
Length: 16.88"



2003-99 V6 Honda Odyssey 3.5L

**914214 E.O. No. D-280-101**

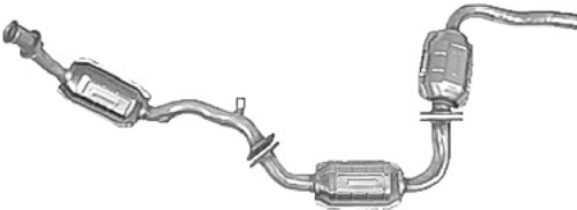
Inlet A: LOOSE 2-BOLT FLANGE  
Outlet A: 2.125" O.D. PIPE  
Length: 59.63"



2000-98 V6 Mercedes-Benz ML320 3.2L

**914215 E.O. No. D-280-101**

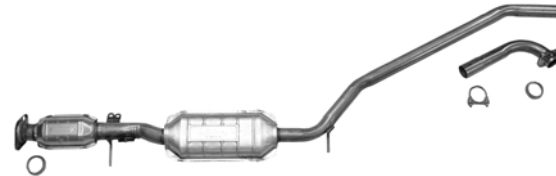
Inlet A: LOOSE 2-BOLT FLANGE  
Outlet A: 2.125" O.D. PIPE  
Length: 60.25"



2000-98 V6 Mercedes-Benz ML320 3.2L

**914232 E.O. No. D-280-101**

Inlet A: WELDED 2-BOLT FLANGE  
Outlet A: WELDED 2-BOLT FLANGE W/ GASKET STUB  
Length: 94.50"



2003-01 V6 Toyota Highlander 3.0L

**914279 E.O. No. D-280-101**

Inlet A: WELDED 2-BOLT FLANGE  
Inlet B: WELDED 2-BOLT FLANGE  
Outlet A: WELDED 2-BOLT FLANGE  
Length: 43.38"



1996-95 V6 Ford Windstar 3.0L

**914317 E.O. No. D-280-101**

Inlet A: WELDED 2-BOLT FLANGE  
Outlet A: WELDED 2-BOLT FLANGE  
Length: 12.38"



2004-00 L4 Nissan Xterra 2.4L

**914318 E.O. No. D-280-101**

Inlet A: WELDED 3-BOLT FLANGE W/ GASKET STUB  
Outlet A: WELDED 2-BOLT FLANGE  
Length: 25.25"



2000-98 V6 Infiniti QX4 3.3L  
2003-01 V6 Infiniti QX4 3.5L  
2000-98 V6 Nissan Pathfinder 3.3L  
2002-01 V6 Nissan Pathfinder 3.5L

**914319**

**E.O. No. D-280-101**

Inlet A: WELDED 3-BOLT FLANGE W/ GASKET STUB  
Outlet A: WELDED 2-BOLT FLANGE  
Length: 25.25"



2000-98 V6 Infiniti QX4 3.3L  
2003-01 V6 Infiniti QX4 3.5L  
2000-98 V6 Nissan Pathfinder 3.3L  
2002-01 V6 Nissan Pathfinder 3.5L

**914386**

**E.O. No. D-280-101**

Inlet A: WELDED 8-BOLT FLANGE  
Outlet A: WELDED 2-BOLT FLANGE  
Length: 32"



2005-04 L6 BMW X3 2.5L  
2006-04 L6 BMW X3 3.0L

**914387**

**E.O. No. D-280-101**

Inlet A: WELDED 8-BOLT FLANGE  
Outlet A: WELDED 2-BOLT FLANGE  
Length: 23.25"



2005-04 L6 BMW X3 2.5L  
2006-04 L6 BMW X3 3.0L

**914437**

**E.O. No. D-280-101**

Inlet A: WELDED 3-BOLT FLANGE  
Inlet B: WELDED 3-BOLT FLANGE  
Outlet A: WELDED 2-BOLT FLANGE  
Length: 42"




2003 V6 Nissan Murano 3.5L

**914449**

**E.O. No. D-280-101**

Inlet A: WELDED 3-BOLT FLANGE  
Outlet A: WELDED 3-BOLT FLANGE  
Length: 17"



2003 V6 Honda Pilot 3.5L

**914463**

**E.O. No. D-280-101**

Inlet A: WELDED 3-BOLT FLANGE W/ GASKET STUB  
Outlet A: WELDED 2-BOLT FLANGE  
Length: 41"



2004-99 V6 Nissan Frontier 3.3L  
2004-00 V6 Nissan Xterra 3.3L

**914474**

**E.O. No. D-280-101**

Inlet A: LOOSE 2-BOLT FLANGE W/ FEMALE FLARE  
Outlet A: 1.965" O.D. PIPE  
Length: 27.50"



2003-00 V8 BMW X5 4.4L  
2003-02 V8 BMW X5 4.6L

# NUMERICAL LISTINGS

## OBD II DIRECT FIT



OBD II DIRECT FIT

**914475** E.O. No. D-280-101

Inlet A: LOOSE 2-BOLT FLANGE W/ FEMALE FLARE  
 Outlet A: 1.965" O.D. PIPE  
 Length: 27.50"



2002 V8 BMW X5 4.6L  
 2003-00 V8 BMW X5 4.4L

**914478** E.O. No. D-280-101


Inlet A: LOOSE 2-BOLT FLANGE W/ 45 DEGREE FLARE  
 Outlet A: 2.125" O.D. PIPE  
 Length: 63.25"



2001-99 V8 Mercedes-Benz ML430 4.3L

**914479** E.O. No. D-280-101


Inlet A: LOOSE 2-BOLT FLANGE W/ 45 DEGREE FLARE  
 Outlet A: 2.125" O.D. PIPE  
 Length: 65"



2001-99 V8 Mercedes-Benz ML430 4.3L

**914482** E.O. No. D-280-101

Inlet A: 2.50" I.D. PIPE  
 Outlet A: WELDED 3-BOLT FLANGE  
 Length: 30.50"



1995 V6 Chevrolet Blazer 4.3L  
 1995 V6 GMC Jimmy 4.3L

**914492** E.O. No. D-280-101

Inlet A: WELDED 3-BOLT FLANGE  
 Outlet A: WELDED 2-BOLT FLANGE  
 Length: 18"



2004-01 V6 Toyota Tacoma 3.4L  
 2004-00 V6 Toyota Tundra 3.4L

**914493** E.O. No. D-280-101


Inlet A: WELDED 2-BOLT FLANGE  
 Outlet A: 2.24" O.D. PIPE  
 Length: 52"



2004-00 V6 Toyota Tundra 3.4L

**914498** E.O. No. D-280-101

Inlet A: WELDED 2-BOLT FLANGE  
 Inlet B: WELDED 2-BOLT FLANGE  
 Outlet A: WELDED 2-BOLT FLANGE  
 Length: 31"



2004-03 V6 Toyota 4Runner 4.0L

**914499**

**E.O. No. D-280-101**

Inlet A: WELDED 2-BOLT FLANGE  
Outlet A: WELDED 2-BOLT FLANGE  
Length: 28"



2004-03 V6 Toyota 4Runner 4.0L

**914506**

**E.O. No. D-280-101**

Inlet A: WELDED 4-BOLT FLANGE  
Outlet A: WELDED 2-BOLT FLANGE  
Length: 51.50"



1998 L4 Isuzu Amigo 2.2L

**914507**

**E.O. No. D-280-101**

Inlet A: WELDED 2-BOLT FLANGE  
Inlet B: WELDED 2-BOLT FLANGE  
Outlet A: WELDED 2-BOLT FLANGE W/ GASKET STUB  
Length: 29"



2004-03 V8 Lexus GX470 4.7L  
2004-03 V8 Toyota 4Runner 4.7L

**914551**

**E.O. No. D-280-101**

Inlet A: LOOSE 2-BOLT FLANGE W/ FEMALE FLARE  
Inlet B: LOOSE 2-BOLT FLANGE W/ FEMALE FLARE  
Outlet A: WELDED 2-BOLT FLANGE W/ GASKET STUB  
Length: 44.50"



1996-95 V6 Ford Windstar 3.8L

**914587**

**E.O. No. D-280-101**

Inlet A: WELDED 3-BOLT FLANGE  
Outlet A: WELDED 2-BOLT FLANGE  
Length: 21"



1998-96 V6 Mercury Villager 3.0L  
1998-94 V6 Nissan Quest 3.0L

**914588**

**E.O. No. D-280-101**

Inlet A: WELDED FLANGE 2-BOLT FLANGE  
Outlet A: WELDED FLANGE 2-BOLT FLANGE  
Length: 16"



1998-96 V6 Mercury Villager 3.0L  
2002-99 V6 Mercury Villager 3.3L  
1994 V6 Nissan Pathfinder 3.0L  
1997-95 L4 Nissan Pickup 2.4L  
1998-94 V6 Nissan Quest 3.0L  
2002-99 V6 Nissan Quest 3.3L

# NUMERICAL LISTINGS

## OBD II DIRECT FIT



OBD II DIRECT FIT

**914590** E.O. No. D-280-101

Inlet A: WELDED 2-BOLT FLANGE  
 Inlet B: WELDED 2-BOLT FLANGE  
 Outlet A: WELDED 2-BOLT FLANGE  
 Length: 74"



1998 V6 Toyota Sienna 3.0L

**914628** E.O. No. D-280-101

Inlet A: 2.50" I.D. PIPE  
 Outlet A: WELDED 3-BOLT FLANGE  
 Length: 26.38"



1995 V6 Chevrolet S10 4.3L  
 1995 V6 GMC Sonoma 4.3L

**914634** E.O. No. D-280-101

Inlet A: LOOSE 2-BOLT FLANGE W/ SPHERICAL FLARE  
 Inlet B: LOOSE 2-BOLT FLANGE W/ SPHERICAL FLARE  
 Outlet A: 4-BOLT WELDED FLANGE  
 Length: 53"



2006-05 V8 Ford F-250 Super Duty 5.4L  
 2006 V10 Ford F-250 Super Duty 6.8L  
 2006-05 V8 Ford F-350 Super Duty 5.4L  
 2006 V10 Ford F-350 Super Duty 6.8L

**914650** E.O. No. D-280-101

Inlet A: LOOSE 2-BOLT FLANGE W/ SPHERICAL FLARE  
 Inlet B: LOOSE 2-BOLT FLANGE W/ SPHERICAL FLARE  
 Outlet A: WELDED 3-BOLT FLANGE W/ GASKET STUB  
 Length: 20.50"



2000-98 V6 Ford Ranger 3.0L  
 2000-98 V6 Mazda B3000 3.0L

**914663** E.O. No. D-280-101

Inlet A: WELDED 3-BOLT FLANGE W/ GASKET STUB  
 Outlet A: WELDED 2-BOLT FLANGE  
 Length: 41"



2001 V6 Nissan Frontier 3.3L

**914670** E.O. No. D-280-101

Inlet A: WELDED 8-BOLT FLANGE  
 Outlet A: WELDED 2-BOLT FLANGE  
 Length: 30"



2005-03 V8 Infiniti FX45 4.5L

**914671**

**E.O. No. D-280-101**

Inlet A: WELDED 8-BOLT FLANGE  
Outlet A: WELDED 2-BOLT FLANGE  
Length: 29.50"




2005-03 V8 Infiniti FX45 4.5L

**914682**

**E.O. No. D-280-101**

Inlet A: 2.50" I.D. PIPE  
Outlet A: WELDED 3-BOLT FLANGE  
Length: 28"



1995 V6 Chevrolet Blazer 4.3L  
1995 V6 GMC Jimmy 4.3L

**914693**

**E.O. No. D-280-101**

Inlet A: WELDED 2-BOLT FLANGE  
Outlet A: WELDED 2-BOLT FLANGE  
Length: 31.38"



2004-01 V6 Toyota Tacoma 3.4L

**914702**

**E.O. No. D-280-101**

Inlet A: LOOSE 2-BOLT FLANGE W/ FEMALE FLARE  
Inlet B: LOOSE 2-BOLT FLANGE W/ FEMALE FLARE  
Outlet A: WELDED 2-BOLT FLANGE  
Length: 44.50"



1997 V6 Ford Windstar 3.8L

**914711**

**E.O. No. D-280-101**

Inlet A: WELDED 2-BOLT FLANGE  
Outlet A: WELDED 2-BOLT FLANGE  
Length: 18"



2000-97 V6 Mitsubishi Montero Sport 3.0L  
2000 V6 Mitsubishi Montero Sport 3.5L

**914760**

**E.O. No. D-280-101**

Inlet A: WELDED 2-BOLT FLANGE  
Outlet A: WELDED 2-BOLT FLANGE  
Length: 59"



2003 V6 Buick Rendezvous 3.4L  
2003 V6 Pontiac Aztek 3.4L



# NUMERICAL LISTINGS

## OBD II DIRECT FIT



OBD II DIRECT FIT

**914768** E.O. No. D-280-101

Inlet A: WELDED 3-BOLT FLANGE  
 Outlet A: WELDED 2-BOLT FLANGE  
 Length: 35.25"



1999-96 L4 Toyota 4Runner 2.7L

**914770** E.O. No. D-280-101

Inlet A: WELDED 2-BOLT FLANGE  
 Outlet A: WELDED 2-BOLT FLANGE  
 Length: 13"



2005 V8 Infiniti FX45 4.5L

**914771** E.O. No. D-280-101

Inlet A: WELDED 2-BOLT FLANGE  
 Outlet A: WELDED 2-BOLT FLANGE  
 Length: 13"



2005 V8 Infiniti FX45 4.5L

**914772** E.O. No. D-280-101

Inlet A: WELDED 2-BOLT FLANGE  
 Outlet A: WELDED 2-BOLT FLANGE  
 Length: 13.50"



2000-98 L4 Nissan Frontier 2.4L

**914781** E.O. No. D-280-101

Inlet A: LOOSE 2-BOLT FLANGE W/ SPECIAL FLARE  
 Outlet A: 2.25" O.D. PIPE  
 Length: 57.50"



1996 V6 Chevrolet Lumina APV 3.4L  
 1996 V6 Oldsmobile Silhouette 3.4L  
 1996 V6 Pontiac Trans Sport 3.4L

**914816** E.O. No. D-280-101

Inlet A: WELDED 3-BOLT FLANGE  
 Outlet A: WELDED 2-BOLT FLANGE W/ GASKET STUB  
 Length: 34.50"



1997-96 V6 Ford Ranger 3.0L  
 1997-96 V6 Ford Ranger 4.0L  
 1996 V6 Mazda B3000 3.0L  
 1997-96 V6 Mazda B4000 4.0L

**914857**

**E.O. No. D-280-101**

Inlet A: LOOSE 2-BOLT FLANGE W/ FEMALE FLARE  
Inlet B: LOOSE 2-BOLT FLANGE W/ FEMALE FLARE  
Outlet A: WELDED 2-BOLT FLANGE  
Length: 46"



1998-97 V6 Ford Windstar 3.0L

**914881**

**E.O. No. D-280-101**

Inlet A: LOOSE 2-BOLT FLANGE W/ FEMALE FLARE  
Outlet A: WELDED 2-BOLT FLANGE  
Length: 28.25"



1997 V8 Ford Explorer 5.0L  
1997 V8 Mercury Mountaineer 5.0L

**914868**

**E.O. No. D-280-101**

Inlet A: LOOSE 2-BOLT FLANGE W/ FEMALE FLARE  
Outlet A: LOOSE 2-BOLT FLANGE W/ MALE BALL  
Length: 55"



2001-98 V8 Ford Explorer 5.0L  
2001-98 V8 Mercury Mountaineer 5.0L

**914882**

**E.O. No. D-280-101**

Inlet A: LOOSE 2-BOLT FLANGE W/ FEMALE FLARE  
Outlet A: WELDED 2-BOLT FLANGE  
Length: 35.63"



1997 V8 Ford Explorer 5.0L  
1997 V8 Mercury Mountaineer 5.0L

**914869**

**E.O. No. D-280-101**

Inlet A: LOOSE 2-BOLT FLANGE W/ FEMALE FLARE  
Outlet A: 2.50" O.D. PIPE  
Length: 49.75"



2001-98 V8 Ford Explorer 5.0L  
2001-98 V8 Mercury Mountaineer 5.0L

**914887**

**E.O. No. D-280-101**

Inlet A: WELDED 4-BOLT FLANGE  
Outlet A: 2.25" O.D. PIPE  
Length: 68"



1996 V6 Dodge Caravan 3.0L  
1996 V6 Dodge Grand Caravan 3.0L  
1996 V6 Plymouth Grand Voyager 3.0L  
1996 V6 Plymouth Voyager 3.0L

# NUMERICAL LISTINGS

## OBD II DIRECT FIT



OBD II DIRECT FIT

### 914921 E.O. No. D-280-101


Inlet A: WELDED 3-BOLT FLANGE  
Outlet A: WELDED 2-BOLT FLANGE  
Length: 24.25"



2004-00 L4 Toyota Tacoma 2.7L

### 914977 E.O. No. D-280-101

Inlet A: WELDED 3-BOLT FLANGE  
Outlet A: WELDED 3-BOLT FLANGE  
Length: 31.50"



1998 V6 Chevrolet S10 4.3L  
1998 V6 GMC Sonoma 4.3L  
1999-98 V6 Isuzu Hombre 4.3L

### 915010 E.O. No. D-280-101

Inlet A: WELDED 3-BOLT FLANGE W/ GASKET STUB  
Inlet B: WELDED 2-BOLT FLANGE  
Outlet A: WELDED 2-BOLT FLANGE  
Length: 49.50"



1999-98 V6 Acura SLX 3.5L  
2002-98 V6 Isuzu Trooper 3.5L  
2001-00 V6 Isuzu VehiCROSS 3.5L

### 915011 E.O. No. D-280-101

Inlet A: WELDED 3-BOLT FLANGE  
Outlet A: WELDED 2-BOLT FLANGE  
Length: 46.75"



1998 V6 Acura SLX 3.5L  
2002-98 V6 Isuzu Trooper 3.5L

### 915036 E.O. No. D-280-101

Inlet A: WELDED 2-BOLT FLANGE  
Inlet B: WELDED 2-BOLT FLANGE  
Outlet A: WELDED 2-BOLT FLANGE  
Length: 72"



2001-99 V6 Toyota Sienna 3.0L

### 915043 E.O. No. D-280-101

Inlet A: WELDED 4-BOLT FLANGE  
Outlet A: WELDED 2-BOLT FLANGE  
Length: 52"



2003-01 L4 Isuzu Rodeo Sport 2.2L  
2003-01 L4 Isuzu Rodeo 2.2L

### 915170 E.O. No. D-280-101

Inlet A: WELDED 2-BOLT FLANGE  
Outlet A: WELDED 2-BOLT FLANGE  
Length: 28"



2000-99 V6 Mitsubishi Montero Sport 3.0L

**915171 E.O. No. D-280-101**

Inlet A: WELDED 2-BOLT FLANGE  
Outlet A: WELDED 2-BOLT FLANGE  
Length: 29"



2000-99 V6 Mitsubishi Montero Sport 3.5L

**915172 E.O. No. D-280-101**

Inlet A: WELDED 2-BOLT FLANGE  
Inlet B: LOOSE 2-BOLT FLANGE W/ MALE BALL  
Outlet A: WELDED 2-BOLT FLANGE  
Length: 24.88"



2000-99 V6 Mitsubishi Montero Sport 3.5L

**915197 E.O. No. D-280-101**

Inlet A: WELDED 2-BOLT FLANGE  
Outlet A: 2.03" O.D. PIPE  
Length: 22"



2004 L4 Toyota Highlander 2.4L

**915210 E.O. No. D-280-101**

Inlet A: WELDED 2-BOLT FLANGE  
Inlet B: WELDED 2-BOLT FLANGE  
Outlet A: WELDED 2-BOLT FLANGE W/GASKET STUB  
Length: 22.50"



2004-03 V6 Mitsubishi Montero 3.8L

**915211 E.O. No. D-280-101**

Inlet A: 2-BOLT WELDED FLANGE  
Outlet A: 2-BOLT WELDED FLANGE W/ FLARE  
Length: 17.5"



2004-03 V6 Mitsubishi Montero 3.8L

**919023 E.O. No. D-280-101**


Inlet A: WELDED 4-BOLT FLANGE  
Outlet A: WELDED 2-BOLT FLANGE  
Length: 34"



1998-96 V6 Toyota 4Runner 3.4L

**919026 E.O. No. D-280-101**

Inlet A: LOOSE 2-BOLT FLANGE W/ FEMALE FLARE  
Inlet B: LOOSE 2-BOLT FLANGE W/ FEMALE FLARE  
Outlet A: WELDED 2-BOLT FLANGE  
Length: 53.75"



1997-96 V6 Ford Aerostar 4.0L  
1997 V6 Ford Aerostar 3.0L

# NUMERICAL LISTINGS


## OBD II DIRECT FIT



OBD II DIRECT FIT

### 919029 E.O. No. D-280-101

Inlet A: WELDED 2-BOLT FLANGE  
 Inlet B: WELDED 2-BOLT FLANGE  
 Outlet A: WELDED 3-BOLT FLANGE  
 Length: 21.25"



1997 V8 Ford Explorer 5.0L  
 1997 V8 Mercury Mountaineer 5.0L

### 919050 E.O. No. D-280-101


Inlet A: LOOSE 2-BOLT FLANGE W/ FEMALE FLARE  
 Inlet B: 2.50" I.D. PIPE  
 Outlet A: 2.50" O.D. PIPE  
 Length: 47.38"



1997 V8 Ford F-150 5.4L

### 919051 E.O. No. D-280-101

Inlet A: LOOSE 2-BOLT FLANGE W/ FEMALE FLARE  
 Outlet A: 2.50" O.D. PIPE  
 Length: 46"



1997 V8 Ford F-150 5.4L

### 919055 E.O. No. D-280-101


Inlet A: 2.50" I.D. PIPE  
 Outlet A: 2.50" O.D. PIPE  
 Length: 59.50"



1999-97 V8 Dodge Dakota 5.2L  
 1999-98 V8 Dodge Dakota 5.9L

### 919060 E.O. No. D-280-101

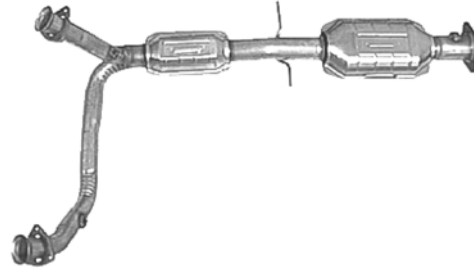
Inlet A: WELDED 3-BOLT FLANGE  
 Outlet A: WELDED 2-BOLT FLANGE W/ GASKET STUB  
 Length: 33"



1998-95 V6 Ford Explorer 4.0L

### 919091 E.O. No. D-280-101


Inlet A: LOOSE 3-BOLT FLANGE W/ SPHERICAL FLARE  
 Inlet B: LOOSE 3-BOLT FLANGE W/ SPHERICAL FLARE  
 Outlet A: WELDED 2-BOLT FLANGE  
 Length: 52"



2000 V6 Chevrolet S10 4.3L  
 2000 V6 GMC Sonoma 4.3L  
 2000 V6 Isuzu Hombre 4.3L

### 919092 E.O. No. D-280-101

Inlet A: LOOSE 3-BOLT FLANGE W/ FLARE  
 Inlet B: LOOSE 3-BOLT FLANGE W/ FLARE  
 Outlet A: WELDED 3-BOLT FLANGE  
 Length: 50.88"



1999 V8 Chevrolet C2500 Suburban 5.7L  
 2000-96 V8 Chevrolet C2500 5.7L  
 2000-96 V8 Chevrolet C3500 5.7L  
 1999 V8 Chevrolet K2500 Suburban 5.7L  
 2000-96 V8 Chevrolet K2500 5.7L  
 2000-96 V8 Chevrolet K3500 5.7L  
 1999 V8 GMC C2500 Suburban 5.7L  
 2000-99 V8 GMC C2500 5.7L  
 2000-96 V8 GMC C3500 5.7L  
 1999 V8 GMC K2500 Suburban 5.7L

**919092 (cont.)**

2000-99 V8 GMC K2500 5.7L  
2000-96 V8 GMC K3500 5.7L

**919097**

**E.O. No. D-280-101**

Inlet A: LOOSE 2-BOLT FLANGE W/ SPHERICAL FLARE  
Inlet B: LOOSE 2-BOLT FLANGE W/ SPHERICAL FLARE  
Outlet A: 2.50" OD PIPE  
Length: 59.25"



2000 V6 Dodge Dakota 3.9L

**919098**

**E.O. No. D-280-101**

Inlet A: WELDED 3-BOLT FLANGE  
Outlet A: 2.165" O.D. PIPE  
Length: 43.50"




2000-97 V6 Volkswagen EuroVan 2.8L

**919109**

**E.O. No. D-280-101**

Inlet A: LOOSE 3-BOLT FLANGE W/ SPHERICAL FLARE  
Inlet B: LOOSE 3-BOLT FLANGE W/ SPHERICAL FLARE  
Outlet A: WELDED 2-BOLT FLANGE  
Length: 59.25"



2001-00 V6 Chevrolet Blazer 4.3L  
2002-01 V6 Chevrolet S10 4.3L  
2001-00 V6 GMC Jimmy 4.3L  
2002-01 V6 GMC Sonoma 4.3L  
2001-00 V6 Oldsmobile Bravada 4.3L

**919112**

**E.O. No. D-280-101**

Inlet A: LOOSE 2-BOLT FLANGE W/ SPHERICAL FLARE  
Inlet B: LOOSE 2-BOLT FLANGE W/ SPHERICAL FLARE  
Outlet A: WELDED 2-BOLT FLANGE W/ GASKET STUB  
Length: 57.50"




2003-02 V6 Ford Explorer 4.0L  
2003-02 V6 Mercury Mountaineer 4.0L

**919144**

**E.O. No. D-280-101**

Inlet A: WELDED 3-BOLT FLANGE  
Outlet A: WELDED 2-BOLT FLANGE W/ GASKET STUB  
Length: 36.13"

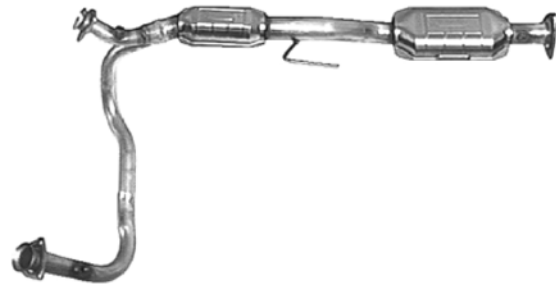


2003-01 V6 Ford Ranger 4.0L  
2003-02 V6 Ford Ranger 3.0L  
2003-02 V6 Mazda B3000 3.0L  
2003-01 V6 Mazda B4000 4.0L

**919148**

**E.O. No. D-280-101**

Inlet A: LOOSE 3-BOLT FLANGE W/ FLARE  
Inlet B: LOOSE 3-BOLT FLANGE W/ FLARE  
Outlet A: WELDED 3-BOLT FLANGE  
Length: 59.75"



2005-00 V6 Chevrolet Astro 4.3L  
2005-00 V6 GMC Safari 4.3L

# NUMERICAL LISTINGS


## OBD II DIRECT FIT



OBD II DIRECT FIT

**919160** E.O. No. D-280-101

Inlet A: WELDED 3-BOLT FLANGE W/ SPECIAL FLANGE  
 Outlet A: WELDED 2-BOLT FLANGE  
 Length: 32"



2000 V6 Ford Explorer 4.0L

**919163** E.O. No. D-280-101

Inlet A: LOOSE 2-BOLT FLANGE W/ SPHERICAL FLARE  
 Inlet B: LOOSE 2-BOLT FLANGE W/ SPHERICAL FLARE  
 Outlet A: 2.50" O.D. PIPE  
 Length: 32.75"



2005 V8 Dodge Dakota 4.7L  
 2006 V6 Dodge Dakota 3.7L  
 2006 V6 Mitsubishi Raider 3.7L

**919205** E.O. No. D-280-101

Inlet A: 2.50" I.D. PIPE  
 Outlet A: 2.50" O.D. PIPE  
 Length: 59.50"



1996 V6 Dodge Dakota 3.9L  
 1996 V8 Dodge Dakota 5.2L

**919206** E.O. No. D-280-101

Inlet A: LOOSE 2-BOLT FLANGE W/ FLARE  
 Inlet B: 2.25" I.D. PIPE  
 Outlet A: 2.50" O.D. PIPE  
 Length: 55.50"



2005 V8 Dodge Ram 1500 4.7L

**919207** E.O. No. D-280-101

Inlet A: LOOSE 2-BOLT FLANGE W/ FLARE  
 Outlet A: 2.25" O.D. PIPE  
 Length: 45"



2005 V8 Dodge Ram 1500 4.7L

**919212** E.O. No. D-280-101


Inlet A: WELDED 2-BOLT FLANGE  
 Outlet A: 2.580" O.D. PIPE  
 Length: 26.25"



2000-99 V8 Chevrolet Silverado 2500 6.0L  
 2000-99 V8 GMC Sierra 2500 6.0L

**919213** E.O. No. D-280-101

Inlet A: WELDED 3-BOLT FLANGE  
 Outlet A: 2.75" O.D. PIPE  
 Length: 63.50"



2000-99 V8 Chevrolet Silverado 2500 6.0L  
 2000-99 V8 GMC Sierra 2500 6.0L

**919231**

**E.O. No. D-280-101**

Inlet A: WELDED 3-BOLT FLANGE  
Outlet A: WELDED 2-BOLT FLANGE  
Length: 18.50"



2000 L6 Jeep Cherokee 4.0L

**919236**

**E.O. No. D-280-101**

Inlet A: LOOSE 2-BOLT FLANGE W/ SPHERICAL FLARE  
Inlet B: 2.50" I.D. PIPE  
Outlet A: 2.50" O.D. PIPE  
Length: 46.75"



1999-97 V8 Ford F-150 5.4L

**919237**

**E.O. No. D-280-101**

Inlet A: LOOSE 2-BOLT FLANGE W/ SPHERICAL FLARE  
Outlet A: 2.50" O.D. PIPE  
Length: 35"



1999-97 V8 Ford F-150 5.4L

**919238**

**E.O. No. D-280-101**

Inlet A: WELDED 2-BOLT FLANGE  
Outlet A: WELDED 2-BOLT FLANGE  
Length: 11.50"




1997-96 L6 Lexus LX450 4.5L  
1997-95 L6 Toyota Land Cruiser 4.5L

**919244**

**E.O. No. D-280-101**

Inlet A: WELDED 3-BOLT FLANGE  
Outlet A: WELDED 2-BOLT FLANGE W/ GASKET STUB  
Length: 32.50"



2002-01 V6 Ford Explorer Sport Trac 4.0L  
2002-00 V6 Ford Explorer 4.0L  
2001-00 V6 Mercury Mountaineer 4.0L

**919250**

**E.O. No. D-280-101**

Inlet A: LOOSE 2-BOLT FLANGE W/ SPHERICAL FLARE  
Inlet B: 2.50" I.D. PIPE  
Outlet A: 2.50" O.D. PIPE  
Length: 46.25"



2002-01 V8 Ford Expedition 5.4L  
2002-01 V8 Lincoln Navigator 5.4L



# NUMERICAL LISTINGS

## OBD II DIRECT FIT



OBD II DIRECT FIT

### 919251 E.O. No. D-280-101

Inlet A: LOOSE 2-BOLT FLANGE W/ SPHERICAL FLARE  
 Outlet A: 2.50" O.D. PIPE  
 Length: 45.25"



2002-01 V8 Ford Expedition 5.4L  
 2002-01 V8 Lincoln Navigator 5.4L

### 919253 E.O. No. D-280-101

Inlet A: WELDED 3-BOLT FLANGE  
 Outlet A: 2.85" O.D. PIPE  
 Length: 17"



2000 V8 Chevrolet Suburban 2500 6.0L  
 2000 V8 GMC Yukon XL 2500 6.0L

### 919263 E.O. No. D-280-101

Inlet A: LOOSE 2-BOLT FLANGE W/ SPHERICAL FLARE  
 Inlet B: LOOSE 2-BOLT FLANGE W/ SPHERICAL FLARE  
 Outlet A: 3" O.D. PIPE  
 Length: 42"



2006-05 V8 Ford E-350 Super Duty 5.4L

### 919278 E.O. No. D-280-101

Inlet A: LOOSE 3-BOLT FLANGE W/ FLARE  
 Inlet B: LOOSE 3-BOLT FLANGE W/ FLARE  
 Outlet A: WELDED 2-BOLT FLANGE  
 Length: 57.50"



2002 V8 Chevrolet Express 1500 5.7L  
 2002 V8 GMC Savana 1500 5.7L

### 919293 E.O. No. D-280-101

Inlet A: WELDED FLANGE 3-BOLT FLANGE  
 Outlet A: 2.550" O.D. PIPE  
 Outlet B: 2.550" O.D. PIPE  
 Length: 48.75"



1999 V8 Chevrolet C2500 Suburban 5.7L  
 2000-99 V8 Chevrolet C2500 5.7L  
 2000-96 V8 Chevrolet C3500 5.7L  
 1999 V8 Chevrolet K2500 Suburban 5.7L  
 2000-99 V8 Chevrolet K2500 5.7L  
 2000-96 V8 Chevrolet K3500 5.7L  
 1999 V8 GMC C2500 Suburban 5.7L  
 2000-99 V8 GMC C2500 5.7L  
 2000-96 V8 GMC C3500 5.7L  
 1999 V8 GMC K2500 Suburban 5.7L  
 2000-99 V8 GMC K2500 5.7L  
 2000-96 V8 GMC K3500 5.7L

### 919301 E.O. No. D-280-101

Inlet A: WELDED 4-BOLT FLANGE  
 Outlet A: 2.25" O.D. PIPE  
 Length: 74.25"



2003-01 L4 Chrysler Voyager 2.4L  
 2003-01 L4 Dodge Caravan 2.4L

**919314**

**E.O. No. D-280-101**

Inlet A: WELDED 3-BOLT FLANGE  
Outlet A: WELDED 2-BOLT FLANGE W/ GASKET STUB  
Length: 36.25"



2000-98 V6 Ford Ranger 4.0L  
2000-98 V6 Mazda B4000 4.0L

**919415**

**E.O. No. D-280-101**

Inlet A: LOOSE 2-BOLT FLANGE W/ SPHERICAL FLARE  
Inlet B: 2.50" I.D. PIPE  
Outlet A: 2.50" O.D. PIPE  
Length: 48.13"



2003 V6 Ford E-150 Club Wagon 4.2L  
2002-99 V6 Ford E-150 Econoline Club Wagon 4.2L  
2002-99 V6 Ford E-150 Econoline 4.2L  
2003 V6 Ford E-150 4.2L  
2002-99 V6 Ford E-250 Econoline 4.2L  
2003 V6 Ford E-250 4.2L

**919416**

**E.O. No. D-280-101**

Inlet A: LOOSE 2-BOLT FLANGE W/ SPHERICAL FLARE  
Outlet A: 2.50" O.D. PIPE  
Length: 37.38"



2003 V6 Ford E-150 Club Wagon 4.2L  
2002-99 V6 Ford E-150 Econoline Club Wagon 4.2L  
2002-99 V6 Ford E-150 Econoline 4.2L  
2003 V6 Ford E-150 4.2L  
2002-99 V6 Ford E-250 Econoline 4.2L  
2003 V6 Ford E-250 4.2L

**919417**

**E.O. No. D-280-101**

Inlet A: LOOSE 2-BOLT FLANGE W/ SPHERICAL FLARE  
Outlet A: 2.50" O.D. PIPE  
Length: 38.13"

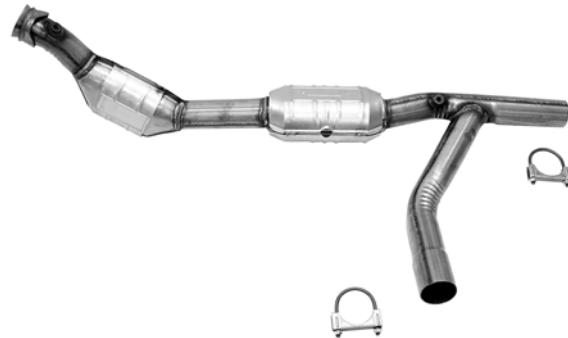


1999-97 V8 Ford E-150 Econoline Club Wagon 4.6L  
1999-97 V8 Ford E-150 Econoline 4.6L

**919418**

**E.O. No. D-280-101**

Inlet A: LOOSE 2-BOLT FLANGE W/ SPHERICAL FLARE  
Inlet B: 2.50" I.D. PIPE  
Outlet A: 2.50" O.D. PIPE  
Length: 47.63"



1999-97 V8 Ford E-150 Econoline Club Wagon 4.6L  
1999-97 V8 Ford E-150 Econoline 4.6L

**919465**

**E.O. No. D-280-101**

Inlet A: LOOSE 2-BOLT FLANGE W/ FLARE  
Outlet A: 2.25" O.D. PIPE  
Length: 39"



2001-00 V6 Ford F-150 4.2L

# NUMERICAL LISTINGS

## OBD II DIRECT FIT



OBD II DIRECT FIT

**919466**

**E.O. No. D-280-101**

Inlet A: LOOSE 2-BOLT FLANGE W/ FLARE  
 Inlet B: 2.25" I.D. PIPE  
 Outlet A: 2.25" O.D. PIPE  
 Length: 46"



2001-00 V6 Ford F-150 4.2L

**919482**

**E.O. No. D-280-101**

Inlet A: LOOSE 2-BOLT FLANGE W/ FLARE  
 Outlet A: 2.50" O.D. PIPE  
 Length: 35.50"



2002-01 V8 Ford Expedition 4.6L  
 2002-01 V8 Ford F-150 4.6L

**919483**

**E.O. No. D-280-101**

Inlet A: LOOSE 2-BOLT FLANGE W/ FLARE  
 Inlet B: 2.50" I.D. PIPE  
 Outlet A: 2.50" O.D. PIPE  
 Length: 46"



2002-01 V8 Ford Expedition 4.6L  
 2002-01 V8 Ford F-150 4.6L

**919496**

**E.O. No. D-280-101**

Inlet A: LOOSE 2-BOLT FLANGE W/ FLARE  
 Outlet A: 2.50" O.D. PIPE  
 Length: 49"



2004 V8 Ford F-150 Heritage 5.4L  
 2003-99 V8 Ford F-150 5.4L

**919497**

**E.O. No. D-280-101**

Inlet A: LOOSE 2-BOLT FLANGE W/ FLARE  
 Outlet A: 2.50" O.D. PIPE  
 Length: 41.63"

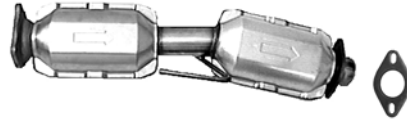


2004 V8 Ford F-150 Heritage 5.4L  
 2003-99 V8 Ford F-150 5.4L

**919522**

**E.O. No. D-280-101**

Inlet A: WELDED 3-BOLT FLANGE  
 Outlet A: LOOSE 2-BOLT FLANGE W/ MALE BALL  
 Length: 28.50"



1994 V6 Ford Explorer 4.0L  
 1995-94 V6 Ford Ranger 3.0L  
 1995-94 V6 Ford Ranger 4.0L  
 1995-94 V6 Mazda B3000 3.0L  
 1995-94 V6 Mazda B4000 4.0L  
 1994 V6 Mazda Navajo 4.0L

**919537**

**E.O. No. D-280-101**

Inlet A: WELDED 3-BOLT FLANGE  
 Outlet A: WELDED 2-BOLT FLANGE  
 Length: 37"



2002-98 V8 Lexus LX470 4.7L  
 2002-98 V8 Toyota Land Cruiser 4.7L

**919543**

**E.O. No. D-280-101**

Inlet A: WELDED 3-BOLT FLANGE  
 Outlet A: 2.57" O.D. PIPE  
 Outlet B: 2.57" O.D. PIPE  
 Length: 35"




1998-96 V8 Chevrolet C3500 7.4L  
 1998 V8 Chevrolet K2500 7.4L  
 1998-96 V8 Chevrolet K3500 7.4L  
 1998-96 V8 GMC C3500 7.4L

**919543 (cont.)**

1998 V8 GMC K2500 7.4L  
1999-96 V8 GMC K3500 7.4L

**919707 E.O. No. D-280-101**

Inlet A: WELDED 3-BOLT FLANGE  
Inlet B: WELDED 3-BOLT FLANGE  
Outlet A: LOOSE 2-BOLT FLANGE W/ SPECIAL MALE BALL  
Length: 49.75"



1998-96 V8 Land Rover Discovery 4.0L

**919708 E.O. No. D-280-101**

Inlet A: 2.50" I.D. PIPE  
Outlet A: WELDED 3-BOLT FLANGE W/ GASKET STUB  
Length: 23.25"



1995 V6 Chevrolet S10 4.3L  
1995 V6 GMC Sonoma 4.3L

**919709 E.O. No. D-280-101**

Inlet A: WELDED 3-BOLT FLANGE  
Inlet B: WELDED 3-BOLT FLANGE  
Outlet A: LOOSE 2-BOLT FLANGE W/ SPECIAL MALE BALL  
Length: 50.25"



2002-99 V8 Land Rover Discovery 4.0L  
2004 V8 Land Rover Discovery 4.6L

**919712**

**E.O. No. D-280-101**

Inlet A: WELDED 4-BOLT FLANGE  
Outlet A: WELDED 2-BOLT FLANGE  
Length: 24"



2003-02 V6 Land Rover Freelander 2.5L

**919713 E.O. No. D-280-101**

Inlet A: WELDED 2-BOLT FLANGE W/ GASKET STUB  
Outlet A: 1.77" O.D. PIPE  
Length: 32.50"



2003-02 V6 Land Rover Freelander 2.5L

**919877 E.O. No. D-280-101**

Inlet A: WELDED 3-BOLT FLANGE  
Outlet A: 3" O.D. PIPE  
Length: 56"



2005-03 V8 Chevrolet Silverado 2500 HD 6.0L  
2006-04 V8 Chevrolet Silverado 2500 HD 8.1L  
2006-03 V8 Chevrolet Silverado 3500 6.0L  
2006-03 V8 Chevrolet Silverado 3500 8.1L  
2006-03 V8 GMC Sierra 2500 HD 6.0L  
2006-04 V8 GMC Sierra 2500 HD 8.1L  
2006-03 V8 GMC Sierra 3500 6.0L  
2006-03 V8 GMC Sierra 3500 8.1L

# NUMERICAL LISTINGS

## OBD II DIRECT FIT



OBD II DIRECT FIT

### 919878 E.O. No. D-280-101

Inlet A: WELDED 3-BOLT FLANGE  
 Outlet A: 3" O.D. PIPE  
 Length: 88"



- 2006-03 V8 Chevrolet Silverado 2500 HD 6.0L
- 2006-04 V8 Chevrolet Silverado 2500 HD 8.1L
- 2006-03 V8 Chevrolet Silverado 3500 6.0L
- 2006-03 V8 Chevrolet Silverado 3500 8.1L
- 2005-03 V8 GMC Sierra 2500 HD 6.0L
- 2006-04 V8 GMC Sierra 2500 HD 8.1L
- 2006-03 V8 GMC Sierra 3500 6.0L
- 2006-03 V8 GMC Sierra 3500 8.1L

### 919879 E.O. No. D-280-101


Inlet A: LOOSE 3-BOLT FLANGE W/ FEMALE FLARE  
 Inlet B: WELDED 3-BOLT FLANGE  
 Outlet A: WELDED 2-BOLT FLANGE  
 Length: 45.50"



- 2004 V8 Buick Rainier 5.3L
- 2004 V8 GMC Envoy XL 5.3L

### 919880 E.O. No. D-280-101

Inlet A: LOOSE 3-BOLT FLANGE W/ FLARE  
 Inlet B: LOOSE 3-BOLT FLANGE W/ FLARE  
 Outlet A: WELDED 2-BOLT FLANGE  
 Length: 70"



- 2000 V8 Chevrolet Express 1500 5.7L
- 2002-00 V8 Chevrolet Express 2500 5.7L
- 2000 V8 GMC Savana 1500 5.7L
- 2002-00 V8 GMC Savana 2500 5.7L
- 2000 V8 GMC Savana 3500 5.7L

### 919881 E.O. No. D-280-101

Inlet A: WELDED 3-BOLT FLANGE  
 Outlet A: WELDED 3-BOLT FLANGE  
 Length: 21.75"



- 1998 V6 Chevrolet S10 4.3L
- 1998 V6 GMC Sonoma 4.3L
- 1998 V6 Isuzu Hombre 4.3L

### 919882 E.O. No. D-280-101

Inlet A: WELDED 3-BOLT FLANGE  
 Inlet B: WELDED 3-BOLT FLANGE  
 Outlet A: LOOSE 2-BOLT FLANGE W/MALE BALL  
 Length: 53.50"



- 2000-99 V8 Land Rover Range Rover 4.0L
- 2002-99 V8 Land Rover Range Rover 4.6L

**919900**

**E.O. No. D-280-101**

Inlet A: WELDED 4-BOLT FLANGE W/ STUDS  
Outlet A: 2.50" O.D. PIPE  
Length: 29.25"



- 1996 V8 Ford E-350 Econoline 7.5L
- 1996 V8 Ford F-250 7.5L
- 1997-96 V8 Ford F-350 7.5L

**919916**

**E.O. No. D-280-101**

Inlet A: LOOSE 3-BOLT FLANGE W/ FEMALE FLARE  
Outlet A: 3" O.D. PIPE  
Length: 71"



- 2001 V8 Chevrolet Express 1500 5.7L
- 2001 V8 Chevrolet Express 2500 5.7L
- 2001 V8 GMC Savana 1500 5.7L
- 2001 V8 GMC Savana 2500 5.7L

**919917**

**E.O. No. D-280-101**

Inlet A: LOOSE 3-BOLT FLANGE W/ FEMALE FLARE  
Outlet A: WELDED 3-BOLT FLANGE  
Length: 61"



- 2001 V8 Chevrolet Express 1500 5.7L
- 2001 V8 Chevrolet Express 2500 5.7L
- 2001 V8 GMC Savana 1500 5.7L
- 2001 V8 GMC Savana 2500 5.7L

**919918**

**E.O. No. D-280-101**

Inlet A: LOOSE 2-BOLT FLANGE w/ SPHERICAL FLARE  
Inlet B: WELDED 3-BOLT FLANGE  
Outlet A: 3.00" I.D. PIPE  
Length: 54"



- 2003 V8 Dodge Ram 2500 5.7L
- 2003 V8 Dodge Ram 3500 5.7L

**919978**

**E.O. No. D-280-101**

Inlet A: WELDED 2-BOLT FLANGE W/ GASKET STUB  
Inlet B: WELDED 2-BOLT FLANGE W/ GASKET STUB  
Outlet A: WELDED 2-BOLT FLANGE  
Length: 43.75"



- 1997-96 L6 Lexus LX450 4.5L
- 1997-95 L6 Toyota Land Cruiser 4.5L

**919986**

**E.O. No. D-280-101**

Inlet A: LOOSE 2-BOLT FLANGE W/ FEMALE FLARE  
Outlet A: 2.50" O.D. PIPE  
Length: 37.50"



- 2002-00 V8 Ford E-150 Econoline Club Wagon 4.6L
- 2002-00 V8 Ford E-150 Econoline 4.6L

# NUMERICAL LISTINGS

## OBD II DIRECT FIT



OBD II DIRECT FIT

### 919987 E.O. No. D-280-101

Inlet A: LOOSE 2-BOLT FLANGE W/ FEMALE FLARE  
 Inlet B: 2.50" I.D. PIPE  
 Outlet A: 2.50" O.D. PIPE  
 Length: 46.50"



2002-00 V8 Ford E-150 Econoline Club Wagon 4.6L  
 2002-00 V8 Ford E-150 Econoline 4.6L

### 919991 E.O. No. D-280-101

Inlet A: LOOSE 3-BOLT FLANGE W/ FEMALE FLARE  
 Inlet B: WELDED 3-BOLT FLANGE  
 Outlet A: WELDED 2-BOLT FLANGE  
 Length: 59"



2005-03 V8 Chevrolet Express 1500 5.3L  
 2006-03 V6 Chevrolet Express 1500 4.3L  
 2005-03 V6 Chevrolet Express 2500 4.3L  
 2005-03 V8 Chevrolet Express 2500 5.3L  
 2005 V8 GMC Savana 1500 5.3L  
 2006-03 V6 GMC Savana 1500 4.3L  
 2005-03 V6 GMC Savana 2500 4.3L  
 2005 V8 GMC Savana 2500 5.3L

### 919992 E.O. No. D-280-101

Inlet A: WELDED 3-BOLT FLANGE  
 Outlet A: 3" O.D. PIPE  
 Length: 63"



2005-03 V8 Chevrolet Express 2500 4.8L  
 2005-03 V8 Chevrolet Express 2500 6.0L  
 2005-03 V8 Chevrolet Express 3500 6.0L  
 2005-03 V8 GMC Savana 2500 4.8L  
 2005-03 V8 GMC Savana 2500 6.0L

### 919992 (cont.)

2005-03 V8 GMC Savana 3500 6.0L

### 919993 E.O. No. D-280-101

Inlet A: WELDED 3-BOLT FLANGE  
 Outlet A: WELDED 3-BOLT FLANGE  
 Length: 61.25"



2005-03 V8 Chevrolet Express 2500 4.8L  
 2005-03 V8 Chevrolet Express 2500 6.0L  
 2005-03 V8 Chevrolet Express 3500 6.0L  
 2005-03 V8 GMC Savana 2500 4.8L  
 2005-03 V8 GMC Savana 2500 6.0L  
 2005-03 V8 GMC Savana 3500 6.0L

### 940023 E.O. No. D-280-100

Inlet A: WELDED 5-BOLT FLANGE  
 Outlet A: WELDED 3-BOLT FLANGE  
 Length: 7.75"



2000-99 L4 Mazda Protege 1.8L

### 940063 E.O. No. D-280-100

Inlet A: WELDED 2-BOLT FLANGE  
 Outlet A: WELDED 2-BOLT FLANGE  
 Length: 68.25"



2002-99 L4 Mazda Miata 1.8L

**940088**

**E.O. No. D-280-100**

Inlet A: WELDED 5-BOLT FLANGE W/ STUDS  
Outlet A: WELDED 2-BOLT FLANGE W/ GASKET STUB  
Length: 12.75"



1998-96 L4 Mazda Protege 1.5L

**940107**

**E.O. No. D-280-100**

Inlet A: WELDED 4-BOLT FLANGE  
Outlet A: WELDED 3-BOLT FLANGE W/ GASKET STUB  
Length: 40.13"



1998-97 L4 Chevrolet Cavalier 2.4L

**940145**

**E.O. No. D-280-100**

Inlet A: WELDED FLANGE 3-BOLT FLANGE  
Outlet A: WELDED FLANGE 3-BOLT FLANGE  
Length: 15.50"



2000 L4 Honda Accord 2.3L

**940184**

**E.O. No. D-280-100**

Inlet A: WELDED 6-BOLT FLANGE  
Outlet A: WELDED 2-BOLT FLANGE W/ GASKET STUB  
Length: 16"



2003 V6 Mazda 6 3.0L

**940185**

**E.O. No. D-280-100**

Inlet A: WELDED 6-BOLT FLANGE  
Outlet A: WELDED 2-BOLT FLANGE W/ GASKET STUB  
Length: 13.25"



2003 V6 Mazda 6 3.0L

**940219**

**E.O. No. D-280-100**

Inlet A: LOOSE 2-BOLT FLANGE W/ SPHERICAL FLARE  
Outlet A: LOOSE 3-BOLT FLANGE W/ 45 DEGREE FLARE  
Length: 58.25"




1997 L4 Mercedes-Benz C230 2.3L

**940235**

**E.O. No. D-280-100**

Inlet A: WELDED 9-BOLT FLANGE  
Outlet A: WELDED 2-BOLT FLANGE  
Length: 17.50"



2002-00 L4 Hyundai Accent 1.5L

**940256**

**E.O. No. D-280-100**

Inlet A: WELDED FLANGE 2-BOLT FLANGE W/ GASKET STUB  
Outlet A: LOOSE FLANGE 2-BOLT FLANGE W/ MALE BALL  
Length: 48.50"



2001-99 V6 Cadillac Catera 3.0L



# NUMERICAL LISTINGS

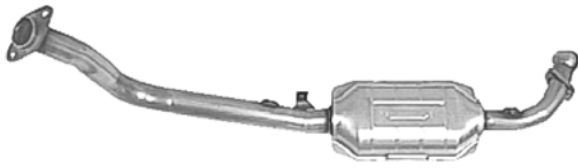
## OBD II DIRECT FIT



OBD II DIRECT FIT

**940257** E.O. No. D-280-100

Inlet A: WELDED FLANGE 2-BOLT FLANGE W/ GASKET STUB  
 Outlet A: LOOSE FLANGE 2-BOLT FLANGE W/ MALE BALL  
 Length: 49"



2001-99 V6 Cadillac Catera 3.0L

**940267** E.O. No. D-280-100

Inlet A: WELDED 4-BOLT FLANGE  
 Outlet A: 2.50" O.D. PIPE  
 Length: 23"



1998-97 V6 Buick Park Avenue 3.8L

**940386** E.O. No. D-280-100

Inlet A: WELDED FLANGE 8-BOLT FLANGE  
 Outlet A: WELDED FLANGE 2-BOLT FLANGE  
 Length: 32"



2002 L6 BMW 525i 2.5L

**940387** E.O. No. D-280-100

Inlet A: WELDED FLANGE 8-BOLT FLANGE  
 Outlet A: WELDED FLANGE 2-BOLT FLANGE  
 Length: 23.25"



2002 L6 BMW 525i 2.5L

**940412** E.O. No. D-280-100

Inlet A: WELDED 9-BOLT FLANGE  
 Outlet A: WELDED 2-BOLT FLANGE  
 Length: 18"



2005-01 L4 Hyundai Accent 1.6L

**940450** E.O. No. D-280-100

Inlet A: WELDED 2-BOLT FLANGE  
 Outlet A: WELDED 2-BOLT FLANGE  
 Length: 19"



1999-98 L4 Mazda 626 2.0L

**940617** E.O. No. D-280-100

Inlet A: LOOSE 2-BOLT FLANGE W/ FEMALE FLARE  
 Inlet B: LOOSE 2-BOLT FLANGE W/ FEMALE FLARE  
 Outlet A: LOOSE 3-BOLT FLANGE W/ 45 DEGREE FLARE  
 Length: 64.25"



1996-95 L4 Mercedes-Benz C220 2.2L

**940840** E.O. No. D-280-100

Inlet A: WELDED FLANGE 4-BOLT FLANGE  
 Outlet A: 2-1/2" I.D. PIPE  
 Length: 26.25"



1999-96 V8 Cadillac DeVille 4.6L

**940874**

**E.O. No. D-280-100**

Inlet A: WELDED FLANGE 2-BOLT FLANGE  
Outlet A: WELDED FLANGE 4-BOLT FLANGE  
Length: 46.38"



1999-97 V6 Chevrolet Lumina 3.1L  
1997 V6 Chevrolet Monte Carlo 3.1L

**940890**

**E.O. No. D-280-100**

Inlet A: WELDED FLANGE 4-BOLT FLANGE  
Outlet A: 2-1/2" O.D. PIPE  
Length: 23"



1999 V6 Buick Park Avenue 3.8L

**941014**

**E.O. No. D-280-100**

Inlet A: WELDED 5-BOLT FLANGE  
Outlet A: WELDED 3-BOLT FLANGE  
Length: 10.50"



2001-99 V6 Infiniti I30 3.0L  
2001-99 V6 Nissan Maxima 3.0L

**941018**

**E.O. No. D-280-100**

Inlet A: WELDED 5-BOLT FLANGE  
Outlet A: WELDED 3-BOLT FLANGE  
Length: 7"




2006-01 L4 Kia Optima 2.4L

**941024**

**E.O. No. D-280-100**

Inlet A: WELDED 7-BOLT FLANGE  
Outlet A: WELDED 2-BOLT FLANGE  
Length: 15.25"




2001-99 V6 Hyundai Sonata 2.5L  
2005-02 V6 Hyundai Sonata 2.7L  
2005-03 V6 Hyundai Tiburon 2.7L  
2001 V6 Kia Optima 2.5L  
2006-02 V6 Kia Optima 2.7L

**941025**

**E.O. No. D-280-100**

Inlet A: WELDED 7-BOLT FLANGE  
Outlet A: WELDED 2-BOLT FLANGE  
Length: 15.25"



2001-99 V6 Hyundai Sonata 2.5L  
2005-02 V6 Hyundai Sonata 2.7L  
2001 V6 Kia Optima 2.5L  
2006-02 V6 Kia Optima 2.7L

# NUMERICAL LISTINGS

## OBD II DIRECT FIT



OBD II DIRECT FIT

**941031**

**E.O. No. D-280-100**

Inlet A: WELDED 2-BOLT FLANGE W/ SPHERICAL FLARE  
 Inlet B: WELDED 2-BOLT FLANGE W/ SPHERICAL FLARE  
 Outlet A: WELDED 3-BOLT FLANGE  
 Length: 22"



2001-00 L6 Jeep Cherokee 4.0L

**941032**

**E.O. No. D-280-100**

Inlet A: WELDED 2-BOLT FLANGE W/ GASKET STUB  
 Outlet A: WELDED 2-BOLT FLANGE W/ GASKET STUB  
 Length: 12.25"




2003-99 V6 Lexus RX300 3.0L

**941033**

**E.O. No. D-280-100**

Inlet A: WELDED 2-BOLT FLANGE  
 Inlet B: WELDED 2-BOLT FLANGE  
 Outlet A: WELDED 2-BOLT FLANGE W/ GASKET STUB  
 Length: 21.50"




2003-99 V6 Lexus RX300 3.0L

**941035**

**E.O. No. D-280-100**

Inlet A: WELDED 9-BOLT FLANGE W/ SPHERICAL FLARE  
 Outlet A: WELDED 2-BOLT FLANGE  
 Length: 19"




2004-03 L4 Kia Rio 1.6L

**941044**

**E.O. No. D-280-100**

Inlet A: LOOSE 2-BOLT FLANGE W/ SPHERICAL FLARE  
 Inlet B: LOOSE 2-BOLT FLANGE W/ SPHERICAL FLARE  
 Outlet A: WELDED 3-BOLT FLANGE  
 Length: 21.50"



2003-01 V6 Ford Ranger 4.0L

**941046**

**E.O. No. D-280-100**

Inlet A: LOOSE 2 BOLT FLANGE, W/ FEMALE FLARE  
 Outlet A: 1.88" O.D. PIPE  
 Length: 37.50"



1997-96 V6 Chrysler Concorde 3.5L  
 1997-96 V6 Chrysler LHS 3.5L

**941046 (cont.)**

1996 V6 Chrysler New Yorker 3.5L  
1997-96 V6 Dodge Intrepid 3.5L  
1996 V6 Eagle Vision 3.5L

**941047 E.O. No. D-280-100**

Inlet A: LOOSE 2 BOLT FLANGE W/ FEMALE FLARE  
Outlet A: 1.88" O.D. PIPE  
Length: 34.25"



1997-96 V6 Chrysler Concorde 3.5L  
1997-96 V6 Chrysler LHS 3.5L  
1996 V6 Chrysler New Yorker 3.5L  
1997-96 V6 Dodge Intrepid 3.5L  
1996 V6 Eagle Vision 3.5L

**941050 E.O. No. D-280-100**

Inlet A: WELDED 5-BOLT FLANGE  
Outlet A: WELDED 2-BOLT FLANGE  
Length: 35"



1999-98 L4 Mazda 626 2.0L

**941051 E.O. No. D-280-100**

Inlet A: WELDED 7-BOLT FLANGE  
Outlet A: WELDED 2-BOLT FLANGE  
Length: 15.25"




2005-03 V6 Hyundai Tiburon 2.7L

**941063**

**E.O. No. D-280-100**

Inlet A: WELDED 3-BOLT FLANGE  
Outlet A: WELDED 3-BOLT FLANGE  
Length: 6.88"



2002-99 L4 Daewoo Lanos 1.6L

**941076 E.O. No. D-280-100**

Inlet A: WELDED 6-BOLT FLANGE  
Outlet A: WELDED 2-BOLT FLANGE  
Length: 14"



2001-98 V6 Lexus ES300 3.0L  
2004-98 V6 Toyota Avalon 3.0L  
2001-98 V6 Toyota Camry 3.0L  
2003-99 V6 Toyota Solara 3.0L

**941078 E.O. No. D-280-100**

Inlet A: WELDED 6-BOLT FLANGE  
Outlet A: WELDED 3-BOLT FLANGE  
Length: 10.50"



2004-02 V6 Infiniti I35 3.5L  
2004 V6 Nissan Altima 3.5L  
2003-02 V6 Nissan Maxima 3.5L

# NUMERICAL LISTINGS

## OBD II DIRECT FIT




OBD II DIRECT FIT

**941079**

**E.O. No. D-280-100**

Inlet A: WELDED 4-BOLT FLANGE  
 Outlet A: WELDED 3-BOLT FLANGE  
 Length: 8.25"



2004-02 V6 Infiniti I35 3.5L  
 2004 V6 Nissan Altima 3.5L  
 2003-02 V6 Nissan Maxima 3.5L

**941082**

**E.O. No. D-280-100**

Inlet A: WELDED 2-BOLT FLANGE  
 Outlet A: WELDED 2-BOLT FLANGE  
 Length: 52.63"



2003-02 L4 Mitsubishi Galant 2.4L

**941083**

**E.O. No. D-280-100**

Inlet A: WELDED 5-BOLT FLANGE W/ STUDS  
 Outlet A: WELDED 2-BOLT FLANGE W/ GASKET STUB  
 Length: 14.50"



1999-98 L4 Kia Sephia 1.8L

**941086**

**E.O. No. D-280-100**

Inlet A: WELDED 9-BOLT FLANGE  
 Outlet A: WELDED 2-BOLT FLANGE  
 Length: 14.25"



2002 L4 Mitsubishi Lancer 2.0L

**941090**

**E.O. No. D-280-100**

Inlet A: WELDED 3-BOLT FLANGE W/ STUDS  
 Outlet A: LOOSE 2-BOLT FLANGE W/ MALE BALL  
 Length: 21.25"



1996 V6 Chrysler Concorde 3.3L  
 1997-96 V6 Dodge Intrepid 3.3L  
 1996 V6 Eagle Vision 3.3L

**941091**

**E.O. No. D-280-100**

Inlet A: WELDED 3-BOLT FLANGE W/ STUDS  
 Outlet A: LOOSE 2-BOLT FLANGE W/ MALE BALL  
 Length: 24"



1996 V6 Chrysler Concorde 3.3L  
 1997-96 V6 Dodge Intrepid 3.3L  
 1996 V6 Eagle Vision 3.3L

**941094**

**E.O. No. D-280-100**

Inlet A: WELDED 3-BOLT FLANGE  
 Outlet A: WELDED 2-BOLT FLANGE  
 Length: 8.63"



2005-01 V6 Chrysler Sebring 3.0L  
 2005-01 V6 Dodge Stratus 3.0L

**941094 (cont.)**

2004-99 V6 Mitsubishi Diamante 3.5L  
2005 V6 Mitsubishi Eclipse 3.0L

**941095 E.O. No. D-280-100**


Inlet A: WELDED 3-BOLT FLANGE  
Outlet A: WELDED 2-BOLT FLANGE  
Length: 13.75"



2005-01 V6 Chrysler Sebring 3.0L  
2005-01 V6 Dodge Stratus 3.0L  
2004-99 V6 Mitsubishi Diamante 3.5L  
2005 V6 Mitsubishi Eclipse 3.0L

**941105 E.O. No. D-280-100**

Inlet A: LOOSE 2-BOLT FLANGE W/ SPHERICAL FLARE  
Inlet B: LOOSE 2-BOLT FLANGE W/ SPHERICAL FLARE  
Outlet A: WELDED 3-BOLT FLANGE  
Length: 33.50"



2004 V6 Ford Ranger 3.0L

**941109 E.O. No. D-280-100**

Inlet A: WELDED 5-BOLT FLANGE  
Outlet A: WELDED 3-BOLT FLANGE  
Length: 11.63"



2004-01 L4 Nissan Frontier 2.4L

**941112**

**E.O. No. D-280-100**

Inlet A: WELDED 3-BOLT FLANGE  
Outlet A: WELDED 4-BOLT FLANGE  
Length: 13.25"



2004 L4 Volvo S40 1.9L  
2004 L4 Volvo V40 1.9L

**941116 E.O. No. D-280-100**

Inlet A: WELDED 9-BOLT FLANGE  
Outlet A: WELDED 3-BOLT FLANGE  
Length: 11.50"



2002-01 L4 Saturn SC2 1.9L  
2002-01 L4 Saturn SL2 1.9L  
2001 L4 Saturn SW2 1.9L

# NUMERICAL LISTINGS

## OBD II DIRECT FIT



OBD II DIRECT FIT

**941117** E.O. No. D-280-100

Inlet A: WELDED 2-BOLT FLANGE W/ GASKET STUB  
 Outlet A: WELDED 2-BOLT FLANGE  
 Length: 13.75"



2002-97 L4 Mitsubishi Mirage 1.5L

**941126** E.O. No. D-280-100

Inlet A: WELDED 6-BOLT FLANGE  
 Outlet A: WELDED 3-BOLT FLANGE  
 Length: 10.25"



2005 V6 Nissan Altima 3.5L

**941131** E.O. No. D-280-100

Inlet A: WELDED 12-BOLT FLANGE  
 Outlet A: WELDED 2-BOLT FLANGE  
 Length: 28.50"



2002 V8 Infiniti Q45 4.5L

**941134** E.O. No. D-280-100

Inlet A: WELDED 9-BOLT FLANGE  
 Outlet A: WELDED 3-BOLT FLANGE  
 Length: 21"



2002-99 V6 Suzuki Grand Vitara 2.5L

**941135** E.O. No. D-280-100

Inlet A: WELDED 9-BOLT FLANGE  
 Outlet A: WELDED 3-BOLT FLANGE  
 Length: 21"



2002-99 V6 Suzuki Grand Vitara 2.5L

**941144** E.O. No. D-280-100

Inlet A: LOOSE 2-BOLT FLANGE W/ SPHERICAL FLARE  
 Inlet B: LOOSE 2-BOLT FLANGE W/ SPHERICAL FLARE  
 Outlet A: WELDED 3-BOLT FLANGE  
 Length: 20.25"



2002-01 V6 Ford Ranger 3.0L  
 2002-01 V6 Mazda B3000 3.0L

**941163**

**E.O. No. D-280-100**

Inlet A: WELDED 6-BOLT FLANGE  
Outlet A: WELDED 2 BOLT FLANGE  
Length: 13.50"



2003-02 L4 Suzuki Aerio 2.0L

**941164**

**E.O. No. D-280-100**

Inlet A: WELDED 7-BOLT FLANGE  
Outlet A: WELDED 2-BOLT FLANGE  
Length: 11"



1997-96 V6 Chrysler Sebring 2.5L  
1997-96 V6 Dodge Avenger 2.5L

**941165**

**E.O. No. D-280-100**

Inlet A: WELDED 3-BOLT FLANGE  
Outlet A: 2.25" O.D. PIPE  
Length: 17"



2004-02 V6 Jaguar X-Type 2.5L  
2005-04 V6 Jaguar X-Type 3.0L

**941166**

**E.O. No. D-280-100**

Inlet A: WELDED 3-BOLT FLANGE  
Outlet A: 60MM I.D. PIPE  
Length: 17"



2004-02 V6 Jaguar X-Type 2.5L  
2005-04 V6 Jaguar X-Type 3.0L

**941177**

**E.O. No. D-280-100**

Inlet A: 3-BOLT FLANGE W/ SPHERICAL FLARE  
Inlet B: 3-BOLT FLANGE W/ SPHERICAL FLARE  
Outlet A: WELDED 3-BOLT FLANGE  
Length: 36.50"



1999 V6 Isuzu Hombre 4.3L

**941188**

**E.O. No. D-280-100**

Inlet A: WELDED 7-BOLT FLANGE  
Outlet A: WELDED 3-BOLT FLANGE  
Length: 14.25"



2002-01 L4 Kia Rio 1.5L



# NUMERICAL LISTINGS


## OBD II DIRECT FIT



OBD II  
DIRECT FIT

### 941195 E.O. No. D-280-100


Inlet A: WELDED 5-BOLT FLANGE  
Outlet A: WELDED 2-BOLT FLANGE W/ GASKET STUB  
Length: 18.88"



2006-03 L4 Nissan Sentra 2.5L

### 941196 E.O. No. D-280-100

Inlet A: WELDED 6-BOLT FLANGE  
Outlet A: WELDED 3-BOLT FLANGE  
Length: 13"



2003-02 V6 Nissan Altima 3.5L

### 941197 E.O. No. D-280-100

Inlet A: WELDED 4-BOLT FLANGE W/ GASKET STUB  
Outlet A: WELDED 3-BOLT FLANGE  
Length: 14"



2005-02 V6 Nissan Altima 3.5L

### 941277 E.O. No. D-280-100

Inlet A: WELDED 3-BOLT FLANGE  
Outlet A: WELDED 3-BOLT FLANGE  
Length: 8.25"



2000-98 V6 Chrysler Sebring 2.5L  
2000-98 V6 Dodge Avenger 2.5L

### 941278 E.O. No. D-280-100

Inlet A: WELDED 3-BOLT FLANGE  
Outlet A: WELDED 3-BOLT FLANGE  
Length: 12"



2000-98 V6 Chrysler Sebring 2.5L  
2000-98 V6 Dodge Avenger 2.5L

### 941342 E.O. No. D-280-100

Inlet A: WELDED 8-BOLT FLANGE  
Outlet A: WELDED 2-BOLT FLANGE  
Length: 29"



2006-05 V8 Cadillac STS 4.6L

### 941343 E.O. No. D-280-100

Inlet A: WELDED 8-BOLT FLANGE  
Outlet A: WELDED 2-BOLT FLANGE  
Length: 29"




2006-05 V8 Cadillac STS 4.6L

**942001**

**E.O. No. D-280-100**

Inlet A: WELDED 5-BOLT FLANGE  
Outlet A: WELDED 3-BOLT FLANGE  
Length: 11.50"




1996-94 L4 Toyota Camry 2.2L

**942002**

**E.O. No. D-280-100**

Inlet A: LOOSE 2-BOLT FLANGE W/ 2.25" FEMALE FLARE  
Inlet B: LOOSE 2-BOLT FLANGE W/ 2.25" FEMALE FLARE  
Outlet A: LOOSE 2-BOLT FLANGE W/ MALE BALL  
Outlet B: 2" O.D. PIPE  
Length: 62.75"



1998-96 V8 Lincoln Mark VIII 4.6L

**942008**

**E.O. No. D-280-100**

Inlet A: WELDED 2-BOLT FLANGE  
Outlet A: 2" O.D. PIPE  
Length: 30.50"



2004-01 V6 Ford Escape 3.0L  
2004-01 V6 Mazda Tribute 3.0L

**942011**

**E.O. No. D-280-100**

Inlet A: WELDED 6-BOLT FLANGE  
Outlet A: WELDED 2-BOLT FLANGE W/ STUDS  
Length: 12.75"



2000-96 V6 Ford Contour 2.5L  
2001-99 V6 Mercury Cougar 2.5L  
2000-96 V6 Mercury Mystique 2.5L

**942012**

**E.O. No. D-280-100**

Inlet A: WELDED 6-BOLT FLANGE  
Outlet A: WELDED 2-BOLT FLANGE  
Length: 15"



2000-96 V6 Ford Contour 2.5L  
2001-99 V6 Mercury Cougar 2.5L  
2000-96 V6 Mercury Mystique 2.5L

**942017**

**E.O. No. D-280-100**

Inlet A: WELDED 6-BOLT FLANGE  
Outlet A: WELDED 3-BOLT FLANGE  
Length: 10.75"



2001-98 L4 Nissan Altima 2.4L

# NUMERICAL LISTINGS

## OBD II DIRECT FIT



**CATCO**  
CATALYTIC CONVERTERS


**EASTERN CATALYTIC**

OBD II  
DIRECT FIT

### 942028

E.O. No. D-280-100

Inlet A: WELDED 6-BOLT FLANGE  
Outlet A: WELDED 2-BOLT FLANGE  
Length: 16.25"



2004-01 V6 Ford Escape 3.0L  
2004-01 V6 Mazda Tribute 3.0L

### 942029

E.O. No. D-280-100

Inlet A: WELDED 6-BOLT FLANGE  
Outlet A: WELDED 2-BOLT FLANGE  
Length: 13"

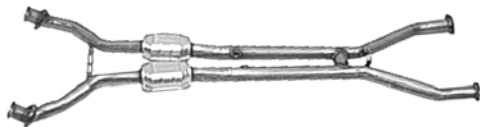


2004-01 V6 Ford Escape 3.0L  
2004-01 V6 Mazda Tribute 3.0L

### 942032

E.O. No. D-280-100

Inlet A: LOOSE 3-BOLT FLANGE W/ 45 DEGREE FLARE  
Inlet B: LOOSE 3-BOLT FLANGE W/ 45 DEGREE FLARE  
Outlet A: WELDED FLANGE 2-BOLT FLANGE  
Outlet B: WELDED FLANGE 2-BOLT FLANGE  
Length: 79.50"



1999-97 V8 Chevrolet Corvette 5.7L

### 942032P

E.O. No. D-280-100

Inlet A: WELDED 2-BOLT FLANGE  
Outlet A: WELDED 2-BOLT FLANGE  
Length: 52.63"



2005-01 L4 Chrysler Sebring 2.4L  
2005-01 L4 Dodge Stratus 2.4L  
2002-01 L4 Mitsubishi Galant 2.4L

### 942033

E.O. No. D-280-100

Inlet A: WELDED 3-BOLT FLANGE  
Inlet B: 2-BOLT FLANGE W/ FEMALE FLARE  
Outlet A: 2.75" O.D. PIPE  
Length: 51.50"



1999-98 V8 Chevrolet Camaro 5.7L  
1999-98 V8 Pontiac Firebird 5.7L

### 942033LB

E.O. No. D-280-100

Inlet A: WELDED 3-BOLT FLANGE  
Inlet B: 2-BOLT FLANGE W/ FEMALE FLARE  
Outlet A: 2.75" O.D. PIPE  
Length: 51.50"




1998 V8 Chevrolet Camaro 5.7L  
1999-98 V8 Pontiac Firebird 5.7L

**942040**

**E.O. No. D-280-100**

Inlet A: WELDED 3-BOLT FLANGE W/ GASKET STUB  
Outlet A: WELDED 2-BOLT FLANGE W/ GASKET STUB  
Length: 25"



2003-00 L4 Toyota Tacoma 2.4L

**942042**

**E.O. No. D-280-100**

Inlet A: WELDED 9-BOLT FLANGE  
Outlet A: WELDED 2-BOLT FLANGE W/ GASKET STUB  
Length: 17.50"




2001-98 L4 Chevrolet Metro 1.3L  
1997 L4 Geo Metro 1.3L  
2001-98 L4 Suzuki Swift 1.3L

**942043**

**E.O. No. D-280-100**

Inlet A: SPHERICAL FLARE  
Outlet A: WELDED 2-BOLT FLANGE  
Length: 95.25"



2002-98 L4 Chevrolet Prizm 1.8L  
2002-98 L4 Toyota Corolla 1.8L

**942047**

**E.O. No. D-280-100**

Inlet A: LOOSE 3-BOLT FLANGE W/ 45 DEGREE FLARE  
Outlet A: FEMALE FLARE  
Length: 31.25"



2001-99 L4 Saab 9-3 2.0L  
2001-99 L4 Saab 9-3 2.3L  
2002 L4 Saab 9-5 2.3L  
1998 L4 Saab 9000 2.3L  
1998-96 L4 Saab 900 2.0L

**942050**

**E.O. No. D-280-100**

Inlet A: WELDED FLANGE 4-BOLT FLANGE  
Outlet A: WELDED FLANGE 3-BOLT FLANGE  
Length: 38.25"



1996 L4 Oldsmobile Achieva 2.4L

**942058**

**E.O. No. D-280-100**

Inlet A: WELDED 4-BOLT FLANGE  
Inlet B: WELDED 4-BOLT FLANGE  
Outlet A: WELDED 3-BOLT FLANGE  
Length: 18"



1998-95 L4 Nissan 200SX 1.6L  
1999-95 L4 Nissan Sentra 1.6L

# NUMERICAL LISTINGS

## OBD II DIRECT FIT



OBD II DIRECT FIT

**942061** **E.O. No. D-280-100**


Inlet A: WELDED 3-BOLT FLANGE W/ GASKET STUB  
 Outlet A: WELDED 2-BOLT FLANGE W/ GASKET STUB  
 Length: 50.50"



1999-97 L4 Toyota Camry 2.2L  
 1999 L4 Toyota Solara 2.2L

**942061R** **E.O. No. D-280-100**

Inlet A: WELDED 6-BOLT FLANGE  
 Outlet A: WELDED 3-BOLT FLANGE  
 Length: 17.38"



1999-97 L4 Toyota Camry 2.2L  
 1999 L4 Toyota Solara 2.2L

**942062** **E.O. No. D-280-100**

Inlet A: LOOSE 2-BOLT FLANGE W/ SPHERICAL FLARE  
 Inlet B: WELDED 3-BOLT FLANGE  
 Outlet A: 2.71" O.D. PIPE  
 Length: 53"



1997-95 V8 Chevrolet Camaro 5.7L  
 1997-95 V8 Pontiac Firebird 5.7L

**942062LB** **E.O. No. D-280-100**

Inlet A: LOOSE 2-BOLT FLANGE W/ SPHERICAL FLARE  
 Inlet B: WELDED 3-BOLT FLANGE  
 Outlet A: 2.71" O.D. PIPE  
 Length: 53"



1997-95 V8 Chevrolet Camaro 5.7L  
 1997-95 V8 Pontiac Firebird 5.7L

**942064** **E.O. No. D-280-100**

Inlet A: WELDED 2-BOLT FLANGE  
 Outlet A: WELDED 2-BOLT FLANGE  
 Length: 14.25"



1998 H4 Subaru Forester 2.5L  
 1998 H4 Subaru Impreza 2.5L

**942067** **E.O. No. D-280-100**

Inlet A: WELDED 2-BOLT FLANGE  
 Outlet A: WELDED 2-BOLT FLANGE  
 Length: 17.63"



1999-95 V6 Toyota Tacoma 3.4L  
 1999-96 L4 Toyota Tacoma 2.7L

**942074** **E.O. No. D-280-100**

Inlet A: WELDED FLANGE 3-BOLT FLANGE W/ GASKET STUB  
 Outlet A: WELDED FLANGE 2-BOLT FLANGE W/ GASKET STUB  
 Length: 16"



2000-99 L4 Chevrolet Tracker 2.0L

**942074P**

**E.O. No. D-280-100**

Inlet A: WELDED FLANGE 3-BOLT FLANGE W/ GASKET STUB  
Outlet A: WELDED FLANGE 2-BOLT FLANGE W/ GASKET STUB  
Length: 16"



2000-99 L4 Chevrolet Tracker 2.0L  
2000-99 L4 Suzuki Vitara 2.0L

**942078**

**E.O. No. D-280-100**

Inlet A: WELDED 4-BOLT FLANGE  
Outlet A: LOOSE 2-BOLT FLANGE W/ SPECIAL BALL  
Length: 56"



1998-96 L4 BMW 318i 1.9L  
1997-96 L4 BMW 318is 1.9L  
1999-96 L4 BMW 318ti 1.9L

**942084**

**E.O. No. D-280-100**

Inlet A: LOOSE 2-BOLT FLANGE W/ SPHERICAL FLARE  
Inlet B: WELDED 2-BOLT FLANGE  
Outlet A: WELDED 2-BOLT FLANGE  
Length: 29"



2003-00 V6 Ford Taurus 3.0L  
2003-00 V6 Mercury Sable 3.0L

**942085**

**E.O. No. D-280-100**

Inlet A: WELDED 6-BOLT FLANGE  
Outlet A: WELDED 2-BOLT FLANGE  
Length: 14.25"



2003-00 V6 Ford Taurus 3.0L  
2003-00 V6 Mercury Sable 3.0L

**942086**

**E.O. No. D-280-100**

Inlet A: WELDED 9-BOLT FLANGE  
Outlet A: WELDED 2-BOLT FLANGE  
Length: 14.25"



2002 L4 Mitsubishi Lancer 2.0L

**942086U**

**E.O. No. D-280-100**

Inlet A: LOOSE 2-BOLT FLANGE W/ FEMALE FLARE  
Outlet A: WELDED 2-BOLT FLANGE W/ GASKET STUB  
Length: 49"



2001-00 L4 Ford Ranger 2.5L

**942094**

**E.O. No. D-280-100**

Inlet A: WELDED 4-BOLT FLANGE  
Outlet A: 2.25" O.D. PIPE  
Length: 33.13"



2003-00 L4 Dodge Neon 2.0L

# NUMERICAL LISTINGS

## OBD II DIRECT FIT



OBD II DIRECT FIT

### 942094 (cont.)

2003 L4 Dodge Neon 2.4L  
2001-00 L4 Plymouth Neon 2.0L

### 942096 E.O. No. D-280-100

Inlet A: WELDED 2-BOLT FLANGE  
Outlet A: WELDED 2-BOLT FLANGE W/ GASKET STUB  
Length: 51.13"



1996 L4 Geo Metro 1.3L

### 942096F E.O. No. D-280-100


Inlet A: WELDED 2-BOLT FLANGE  
Outlet A: WELDED 2-BOLT FLANGE  
Length: 14.50"



2000-99 L4 Mitsubishi Eclipse 2.4L  
2000-99 L4 Mitsubishi Galant 2.4L

### 942104 E.O. No. D-280-100

Inlet A: WELDED 5-BOLT FLANGE  
Outlet A: WELDED 3-BOLT FLANGE  
Length: 8.63"



1997-96 L4 Toyota RAV4 2.0L

### 942106 E.O. No. D-280-100

Inlet A: WELDED 3-BOLT FLANGE  
Outlet A: LOOSE 2-BOLT FLANGE W/ MALE BALL  
Length: 25.38"



2002-00 V8 Chevrolet Camaro 5.7L  
2002-00 V8 Pontiac Firebird 5.7L

### 942106LB E.O. No. D-280-100

Inlet A: WELDED 3-BOLT FLANGE  
Outlet A: LOOSE 2-BOLT FLANGE W/ MALE BALL  
Length: 25.38"



2002-00 V8 Chevrolet Camaro 5.7L  
2002-00 V8 Pontiac Firebird 5.7L

### 942107 E.O. No. D-280-100

Inlet A: WELDED 3-BOLT FLANGE  
Outlet A: LOOSE 2-BOLT FLANGE W/ MALE BALL  
Length: 18"



2002-98 V8 Chevrolet Camaro 5.7L  
1998-96 L4 Chevrolet Cavalier 2.4L  
1998 L4 Chevrolet Malibu 2.4L  
2002-98 V8 Pontiac Firebird 5.7L  
1999 L4 Pontiac Grand Am 2.4L  
1998-96 L4 Pontiac Sunfire 2.4L

### 942107LB E.O. No. D-280-100

Inlet A: WELDED 3-BOLT FLANGE  
Outlet A: LOOSE 2-BOLT FLANGE W/ MALE BALL  
Length: 18"



2002-98 V8 Chevrolet Camaro 5.7L  
2002-98 V8 Pontiac Firebird 5.7L

**942114 E.O. No. D-280-100**


Inlet A: WELDED FLANGE 3-BOLT FLANGE  
Outlet A: 2.165" O.D. PIPE  
Length: 19.75"



1996 L4 Volkswagen Passat 2.0L

**942115R E.O. No. D-280-100**


Inlet A: WELDED 3-BOLT FLANGE W/ GASKET STUB  
Outlet A: WELDED 2-BOLT FLANGE W/ GASKET STUB  
Length: 22.25"



2002-99 L4 Suzuki Esteem 1.8L

**942123 E.O. No. D-280-100**

Inlet A: WELDED 2-BOLT FLANGE  
Outlet A: WELDED 2-BOLT FLANGE W/ GASKET STUB  
Length: 32.88"



1998 V6 Toyota T100 3.4L

**942128 E.O. No. D-280-100**

Inlet A: LOOSE 2-BOLT FLANGE W/ GASKET STUB  
Outlet A: 2.25" O.D. PIPE  
Length: 41"



1997-96 L4 Dodge Stratus 2.0L  
1997-96 L4 Plymouth Breeze 2.0L

**942130 E.O. No. D-280-100**

Inlet A: LOOSE 3-BOLT FLANGE W/ FEMALE FLARE  
Outlet A: 2.75" O.D. PIPE  
Length: 29.63"



1996-95 V8 Chevrolet Corvette 5.7L

**942131 E.O. No. D-280-100**

Inlet A: LOOSE 3-BOLT FLANGE W/ FEMALE FLARE  
Outlet A: LOOSE 3-BOLT FLANGE W/ MALE BALL  
Length: 16"



1996-95 V8 Chevrolet Corvette 5.7L

**942140 E.O. No. D-280-100**

Inlet A: WELDED 4-BOLT FLANGE  
Outlet A: WELDED 2-BOLT FLANGE  
Length: 40.38"



2000-98 L4 Ford Contour 2.0L  
2000-99 L4 Mercury Cougar 2.0L  
2000-98 L4 Mercury Mystique 2.0L



# NUMERICAL LISTINGS

## OBD II DIRECT FIT



OBD II DIRECT FIT

**942145** E.O. No. D-280-100


Inlet A: WELDED 3-BOLT FLANGE  
 Outlet A: WELDED 3-BOLT FLANGE  
 Length: 15.50"



2002-98 L4 Honda Accord 2.3L

**942147** E.O. No. D-280-100

Inlet A: WELDED 3-BOLT FLANGE W/ STUDS  
 Outlet A: WELDED 2-BOLT FLANGE  
 Length: 21.25"



2000-96 V6 Ford Contour 2.5L  
 2001-99 V6 Mercury Cougar 2.5L  
 2000-96 V6 Mercury Mystique 2.5L

**942150** E.O. No. D-280-100

Inlet A: WELDED 3-BOLT FLANGE  
 Outlet A: 2-BOLT FLANGE W/ GASKET STUB  
 Length: 16.25"



1997-96 L6 Toyota Supra 3.0L

**942151** E.O. No. D-280-100

Inlet A: WELDED 2-BOLT FLANGE  
 Outlet A: WELDED 2-BOLT FLANGE W/ GASKET STUB  
 Length: 40.75"



1997-96 L6 Toyota Supra 3.0L

**942158** E.O. No. D-280-100

Inlet A: WELDED 4-BOLT FLANGE  
 Outlet A: 2.165" O.D. PIPE  
 Length: 41.88"



2005-00 L4 Audi TT 1.8L

**942162** E.O. No. D-280-100

Inlet A: WELDED 3-BOLT FLANGE  
 Outlet A: LOOSE 2-BOLT FLANGE W/ MALE BALL  
 Length: 27.50"



1997-95 V8 Chevrolet Camaro 5.7L  
 1997-95 V8 Pontiac Firebird 5.7L

**942162LB** E.O. No. D-280-100

Inlet A: WELDED 3-BOLT FLANGE  
 Outlet A: LOOSE 2-BOLT FLANGE W/ MALE BALL  
 Length: 27.50"




1997-95 V8 Chevrolet Camaro 5.7L  
 1997-95 V8 Pontiac Firebird 5.7L

**942165**

**E.O. No. D-280-100**

Inlet A: WELDED 9-BOLT FLANGE  
Outlet A: WELDED 2-BOLT FLANGE  
Length: 20.25"



2000-99 L4 Hyundai Elantra 2.0L  
2001-99 L4 Hyundai Tiburon 2.0L

**942174**

**E.O. No. D-280-100**

Inlet A: LOOSE 2-BOLT FLANGE W/ SPHERICAL FLARE  
Outlet A: WELDED 2-BOLT FLANGE W/ GASKET STUB  
Length: 48.50"



2003-01 L4 Ford Ranger 2.3L  
2003-01 L4 Mazda B2300 2.3L

**942174U**

**E.O. No. D-280-100**

Inlet A: LOOSE 2-BOLT FLANGE W/ FEMALE FLARE  
Outlet A: WELDED 2-BOLT FLANGE  
Length: 36.13"



2000-98 L4 Chevrolet Tracker 1.6L  
2001-99 L4 Chevrolet Tracker 2.0L  
1997-96 L4 Geo Tracker 1.6L  
1998-96 L4 Suzuki Sidekick 1.6L  
1998-96 L4 Suzuki Sidekick 1.8L  
2001-99 L4 Suzuki Vitara 1.6L  
2001-99 L4 Suzuki Vitara 2.0L  
1998-96 L4 Suzuki X-90 1.6L

**942181**

**E.O. No. D-280-100**

Inlet A: WELDED 2-BOLT FLANGE  
Outlet A: WELDED 2-BOLT FLANGE W/ GASKET STUB  
Length: 36"



2005 H4 Saab 9-2X 2.5L  
2003 H4 Subaru Baja 2.5L  
2003-99 H4 Subaru Forester 2.5L  
2001 H4 Subaru Impreza 2.2L  
2004-99 H4 Subaru Impreza 2.5L  
2003-01 H4 Subaru Legacy 2.5L  
2004-01 H4 Subaru Outback 2.5L

**942184**

**E.O. No. D-280-100**

Inlet A: WELDED 2-BOLT FLANGE  
Inlet B: 2-BOLT FLANGE W/ SPHERICAL FLARE  
Outlet A: WELDED 2-BOLT FLANGE  
Length: 29.75"



2003-00 V6 Ford Taurus 3.0L  
2003-00 V6 Mercury Sable 3.0L

**942185**

**E.O. No. D-280-100**

Inlet A: WELDED 2-BOLT FLANGE  
Outlet A: 2.25" O.D. PIPE  
Length: 32.50"



2003-00 V6 Ford Taurus 3.0L  
2003-00 V6 Mercury Sable 3.0L

# NUMERICAL LISTINGS

## OBD II DIRECT FIT



OBD II DIRECT FIT

**942186 E.O. No. D-280-100**

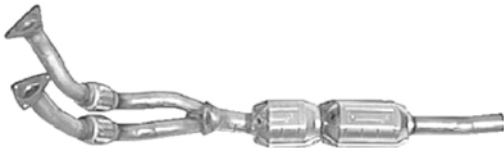
Inlet A: WELDED 3-BOLT FLANGE  
 Outlet A: WELDED 3-BOLT FLANGE  
 Length: 17"



2000-97 L4 Audi A4 Quattro 1.8L  
 2000-97 L4 Audi A4 1.8L  
 2000-98 L4 Volkswagen Passat 1.8L

**942187 E.O. No. D-280-100**

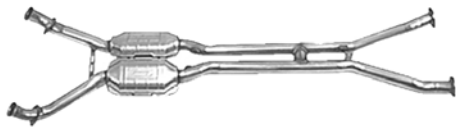
Inlet A: WELDED 3-BOLT FLANGE  
 Inlet B: WELDED 3-BOLT FLANGE  
 Outlet A: 2.18" O.D. PIPE  
 Length: 45"



2002-99 V6 Volkswagen Golf 2.8L  
 2004-99 V6 Volkswagen Jetta 2.8L

**942187LB E.O. No. D-280-100**

Inlet A: LOOSE 3-BOLT FLANGE W/ SPHERICAL FLARE  
 Inlet B: LOOSE 3-BOLT FLANGE W/ SPHERICAL FLARE  
 Outlet A: WELDED 2-BOLT FLANGE W/ GASKET STUB  
 Outlet B: WELDED 2-BOLT FLANGE W/ GASKET STUB  
 Length: 81.50"



2004-02 V8 Chevrolet Corvette 5.7L

**942188 E.O. No. D-280-100**

Inlet A: 3-BOLT FLANGE W/ 45 DEGREE FLARE  
 Outlet A: 2.7" MALE BALL  
 Length: 50.50"



1995 L5 Volvo 850 2.4L  
 1996-95 L5 Volvo 850 2.3L

**942190 E.O. No. D-280-100**

Inlet A: WELDED 4-BOLT FLANGE  
 Outlet A: 1.75" MALE BALL  
 Length: 44.50"



1996 L5 Volvo 850 2.4L

**942196 E.O. No. D-280-100**

Inlet A: WELDED 2-BOLT FLANGE  
 Outlet A: WELDED 2-BOLT FLANGE  
 Length: 43"



2000-99 L4 Mitsubishi Eclipse 2.4L  
 2000-99 L4 Mitsubishi Galant 2.4L

**942197 E.O. No. D-280-100**

Inlet A: WELDED 4-BOLT FLANGE  
 Outlet A: 2.50" O.D. PIPE  
 Length: 25"



1999 V6 Buick Park Avenue 3.8L  
 1999-98 V6 Buick Riviera 3.8L

**942198 E.O. No. D-280-100**

Inlet A: WELDED 3-BOLT FLANGE W/ GASKET STUB  
 Outlet A: WELDED 2-BOLT FLANGE W/ GASKET STUB  
 Length: 10"



1997-95 V8 Lexus LS400 4.0L  
 1997-95 V8 Lexus SC400 4.0L

**942202**

**E.O. No. D-280-100**

Inlet A: WELDED 2-BOLT FLANGE W/ GASKET STUB  
Outlet A: WELDED 2-BOLT FLANGE  
Length: 27.50"



2002-99 L4 Ford Escort 2.0L  
1999 L4 Mercury Tracer 2.0L

**942204**

**E.O. No. D-280-100**

Inlet A: WELDED 2-BOLT FLANGE  
Outlet A: WELDED 2-BOLT FLANGE  
Length: 28.50"



1997-96 L4 Toyota RAV4 2.0L

**942204M**

**E.O. No. D-280-100**

Inlet A: WELDED 4-BOLT FLANGE  
Inlet B: WELDED 4-BOLT FLANGE  
Outlet A: 2-BOLT FLANGE W/ MALE BALL  
Length: 28"



1998-97 V8 Lincoln Mark VIII 4.6L

**942205**

**E.O. No. D-280-100**

Inlet A: WELDED FLANGE 3-BOLT FLANGE  
Outlet A: WELDED FLANGE 3-BOLT FLANGE  
Length: 39"




2002 L4 Pontiac Grand Am 2.2L

**942209**

**E.O. No. D-280-100**

Inlet A: WELDED 3-BOLT FLANGE  
Outlet A: WELDED 3-BOLT FLANGE  
Length: 16.88"



2003-01 V6 Acura CL 3.2L  
2003-02 V6 Acura TL 3.2L  
2002-00 V6 Honda Accord 3.0L

**942218**

**E.O. No. D-280-100**

Inlet A: LOOSE 2-BOLT FLANGE W/ SPHERICAL FLARE  
Outlet A: 2.25" O.D. PIPE  
Length: 48.25"



2002-00 V8 Jaguar S-Type 4.0L

**942219**

**E.O. No. D-280-100**

Inlet A: LOOSE 2-BOLT FLANGE W/ SPHERICAL FLARE  
Outlet A: 2.25" O.D. PIPE  
Length: 46.75"



2002-00 V8 Jaguar S-Type 4.0L

**942220**

**E.O. No. D-280-100**

Inlet A: WELDED 4-BOLT FLANGE  
Outlet A: WELDED 3-BOLT FLANGE  
Length: 38.25"



1998-96 L4 Buick Skylark 2.4L  
1997-96 L4 Oldsmobile Achieva 2.4L  
1998-96 L4 Pontiac Grand Am 2.4L

# NUMERICAL LISTINGS

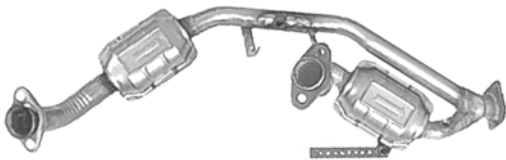
## OBD II DIRECT FIT



OBD II DIRECT FIT

### 942221 E.O. No. D-280-100

Inlet A: WELDED 2-BOLT FLANGE  
 Inlet B: WELDED 2-BOLT FLANGE  
 Outlet A: WELDED 2-BOLT FLANGE  
 Length: 43.75"



1999-97 V6 Ford Taurus 3.0L  
 1999-97 V6 Mercury Sable 3.0L

### 942225 E.O. No. D-280-100


Inlet A: WELDED 4-BOLT FLANGE  
 Outlet A: 2.25" O.D. PIPE  
 Length: 39.50"



2000-98 L4 Dodge Stratus 2.0L  
 2000-98 L4 Plymouth Breeze 2.0L

### 942233 E.O. No. D-280-100

Inlet A: WELDED 3-BOLT FLANGE  
 Outlet A: WELDED 3-BOLT FLANGE  
 Length: 13"



1999-97 V6 Acura CL 3.0L  
 1999 V6 Acura TL 3.2L  
 1999-98 V6 Honda Accord 3.0L

### 942234 E.O. No. D-280-100


Inlet A: WELDED 2-BOLT FLANGE  
 Outlet A: WELDED 2-BOLT FLANGE  
 Length: 36"



2002-99 V6 Oldsmobile Intrigue 3.5L

### 942238 E.O. No. D-280-100

Inlet A: LOOSE 2-BOLT FLANGE W/ FLAT FLARE  
 Outlet A: LOOSE 2-BOLT FLANGE W/ FLAT FLARE  
 Length: 17"



1997-96 L4 Hyundai Sonata 2.0L  
 1998-96 V6 Hyundai Sonata 3.0L

### 942240 E.O. No. D-280-100

Inlet A: WELDED 2-BOLT FLANGE  
 Outlet A: WELDED 2-BOLT FLANGE W/ GASKET STUB  
 Length: 31.75"



2001-00 L4 Toyota Tacoma 2.7L  
 2003-99 L4 Toyota Tacoma 2.4L

### 942243 E.O. No. D-280-100

Inlet A: WELDED 3-BOLT FLANGE  
 Outlet A: WELDED 3-BOLT FLANGE  
 Length: 42.75"



1999-96 L4 Saturn SC1 1.9L  
 1997-96 L4 Saturn SL1 1.9L  
 1998-96 L4 Saturn SW1 1.9L

### 942249 E.O. No. D-280-100

Inlet A: WELDED 2-BOLT FLANGE  
 Outlet A: WELDED 3-BOLT FLANGE  
 Length: 17.63"




2001-97 L4 Honda CR-V 2.0L  
 1997-96 L4 Honda Odyssey 2.2L  
 1997-96 L4 Isuzu Oasis 2.2L

**942255**

**E.O. No. D-280-100**

Inlet A: WELDED 3-BOLT FLANGE  
Outlet A: WELDED 3-BOLT FLANGE  
Length: 40"



2003 L4 Saturn L200 2.2L  
2000 L4 Saturn LS1 2.2L  
2000 L4 Saturn LS 2.2L  
2003 L4 Saturn LW200 2.2L

**942256**

**E.O. No. D-280-100**

Inlet A: WELDED FLANGE 2-BOLT FLANGE W/ GASKET STUB  
Outlet A: LOOSE FLANGE 2-BOLT FLANGE W/ MALE BALL  
Length: 48.50"

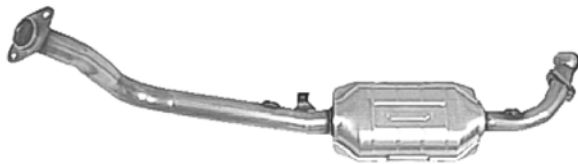


2001 V6 Cadillac Catera 3.0L

**942257**

**E.O. No. D-280-100**

Inlet A: WELDED FLANGE 2-BOLT FLANGE W/ GASKET STUB  
Outlet A: LOOSE FLANGE 2-BOLT FLANGE W/ MALE BALL  
Length: 49"



2001 V6 Cadillac Catera 3.0L

**942260**

**E.O. No. D-280-100**

Inlet A: WELDED 2-BOLT FLANGE  
Outlet A: WELDED 4-BOLT FLANGE  
Length: 67.25"



1996 L4 Buick Century 2.2L  
1996 L4 Oldsmobile Cutlass Ciera 2.2L

**942261**

**E.O. No. D-280-100**

Inlet A: LOOSE 2-BOLT FLANGE W/ 2.25" FEMALE FLARE  
Outlet A: 2.50" O.D. PIPE  
Length: 38"



1996 V6 Buick Riviera 3.8L

**942265**

**E.O. No. D-280-100**

Inlet A: WELDED 2-BOLT FLANGE  
Outlet A: WELDED 2-BOLT FLANGE  
Length: 41.50"



1999-98 V6 Chevrolet Monte Carlo 3.8L

**942267**

**E.O. No. D-280-100**

Inlet A: WELDED 4-BOLT FLANGE  
Outlet A: 2.50" O.D. PIPE  
Length: 23"




1997 V6 Buick Park Avenue 3.8L

**942272**

**E.O. No. D-280-100**

Inlet A: WELDED 3-BOLT FLANGE  
Outlet A: WELDED 2-BOLT FLANGE  
Length: 10.25"



2000-99 V8 Lexus LS400 4.0L

# NUMERICAL LISTINGS


## OBD II DIRECT FIT



OBD II DIRECT FIT

**942273** E.O. No. D-280-100

Inlet A: WELDED 3-BOLT FLANGE  
 Outlet A: WELDED 2-BOLT FLANGE  
 Length: 10.25"



2000-99 V8 Lexus LS400 4.0L

**942275** E.O. No. D-280-100

Inlet A: WELDED FLANGE 4-BOLT FLANGE  
 Outlet A: 2.25" O.D. PIPE  
 Length: 38.75"



2003-01 L4 Dodge Stratus 2.4L

**942279** E.O. No. D-280-100

Inlet A: WELDED 3-BOLT FLANGE  
 Outlet A: WELDED 2-BOLT FLANGE W/ GASKET STUB  
 Length: 42.25"



2005-00 L6 Lexus GS300 3.0L  
 2005-01 L6 Lexus IS300 3.0L

**942286** E.O. No. D-280-100

Inlet A: WELDED 2-BOLT FLANGE  
 Outlet A: WELDED 2-BOLT FLANGE  
 Length: 15.50"



2002 L4 Mitsubishi Lancer 2.0L

**942292** E.O. No. D-280-100

Inlet A: WELDED 4-BOLT FLANGE  
 Outlet A: 2.25" O.D. PIPE  
 Length: 35.88"



2003-01 L4 Chrysler PT Cruiser 2.4L

**942300** E.O. No. D-280-100

Inlet A: WELDED 3-BOLT FLANGE  
 Outlet A: WELDED 2-BOLT FLANGE  
 Length: 22"



2002 L4 Ford Focus 2.0L

**942309** E.O. No. D-280-100

Inlet A: WELDED 3-BOLT FLANGE  
 Outlet A: WELDED 2-BOLT FLANGE  
 Length: 24.50"



2002-01 L4 Kia Sportage 2.0L

**942312** E.O. No. D-280-100

Inlet A: WELDED 4-BOLT FLANGE  
 Outlet A: 2.355" O.D. PIPE  
 Length: 40.50"



2004-03 L4 Volvo S40 1.9L  
 2004-03 L4 Volvo V40 1.9L

**942315 E.O. No. D-280-100**

Inlet A: WELDED 3-BOLT FLANGE W/ GASKET STUB  
Outlet A: WELDED 2-BOLT FLANGE W/ GASKET STUB  
Length: 16"



- 2000-99 L4 Chevrolet Tracker 1.6L
- 2001 L4 Chevrolet Tracker 2.0L
- 1998-97 L4 Suzuki Esteem 1.6L
- 2001-99 L4 Suzuki Vitara 1.6L
- 2001 L4 Suzuki Vitara 2.0L

**942315R E.O. No. D-280-100**

Inlet A: WELDED 2-BOLT FLANGE  
Outlet A: WELDED 2-BOLT FLANGE W/ GASKET STUB  
Length: 30.50"



- 1999-96 L4 Suzuki Esteem 1.6L
- 2002-99 L4 Suzuki Esteem 1.8L

**942317 E.O. No. D-280-100**


Inlet A: WELDED 2-BOLT FLANGE  
Outlet A: WELDED 2-BOLT FLANGE  
Length: 12.38"



- 2002-00 L4 Infiniti G20 2.0L
- 2001-99 V6 Infiniti I30 3.0L
- 2001-98 L4 Nissan Altima 2.4L
- 2004-01 L4 Nissan Frontier 2.4L
- 2001-99 V6 Nissan Maxima 3.0L
- 2001-00 L4 Nissan Sentra 2.0L

**942322 E.O. No. D-280-100**

Inlet A: WELDED 2-BOLT FLANGE W/ GASKET STUB  
Inlet B: LOOSE 2-BOLT FLANGE W/ SPHERICAL FLARE  
Outlet A: LOOSE 2-BOLT FLANGE W/ MALE BALL  
Outlet B: LOOSE 2-BOLT FLANGE W/ MALE BALL  
Length: 53.75"



- 2001-99 V8 Ford Mustang 4.6L

**942337 E.O. No. D-280-100**

Inlet A: WELDED 2-BOLT FLANGE  
Outlet A: WELDED 2-BOLT FLANGE W/ GASKET STUB  
Length: 38.13"



- 1997-95 L6 Lexus GS300 3.0L
- 1997-95 L6 Lexus SC300 3.0L

**942340 E.O. No. D-280-100**

Inlet A: WELDED 9-BOLT FLANGE  
Outlet A: WELDED 3-BOLT FLANGE  
Length: 13.75"



- 1997-96 L4 Honda Civic del Sol 1.6L
- 2000-96 L4 Honda Civic 1.6L



# NUMERICAL LISTINGS

## OBD II DIRECT FIT



OBD II DIRECT FIT

**942342** E.O. No. D-280-100

Inlet A: WELDED 2-BOLT FLANGE  
 Outlet A: WELDED 2-BOLT FLANGE W/ GASKET STUB  
 Length: 45"



- 2001-98 L4 Chevrolet Metro 1.3L
- 1997 L4 Geo Metro 1.3L
- 2001-98 L4 Suzuki Swift 1.3L

**942345** E.O. No. D-280-100


Inlet A: WELDED 3-BOLT FLANGE W/ GASKET STUB  
 Outlet A: WELDED 2-BOLT FLANGE  
 Length: 10.13"



- 1997-95 V8 Lexus SC400 4.0L

**942355** E.O. No. D-280-100

Inlet A: WELDED 2-BOLT FLANGE  
 Outlet A: WELDED 3-BOLT FLANGE  
 Length: 16"



- 1997 L4 Acura CL 2.2L
- 1999-98 L4 Acura CL 2.3L
- 1997-96 L4 Honda Accord 2.2L

**942359** E.O. No. D-280-100


Inlet A: LOOSE 2-BOLT FLANGE W/ FLAT FLARE  
 Outlet A: LOOSE 2-BOLT FLANGE W/ FLAT FLARE  
 Length: 16.25"



- 1999-95 L4 Chrysler Sebring 2.0L
- 1999-95 L4 Dodge Avenger 2.0L
- 1998-95 L4 Eagle Talon 2.0L
- 1997-96 L4 Mitsubishi Eclipse 2.4L
- 1999-95 L4 Mitsubishi Eclipse 2.0L

**942361** E.O. No. D-280-100


Inlet A: WELDED 2-BOLT FLANGE  
 Outlet A: WELDED 3-BOLT FLANGE  
 Length: 17.50"



- 2001-96 L4 Acura Integra 1.8L

**942366** E.O. No. D-280-100

Inlet A: WELDED 2-BOLT FLANGE  
 Outlet A: WELDED 2-BOLT FLANGE  
 Length: 15.25"



- 1997-96 H4 Subaru Impreza 1.8L
- 2000-95 H4 Subaru Impreza 2.2L
- 1999-95 H4 Subaru Legacy 2.2L
- 2000-96 H4 Subaru Legacy 2.5L
- 2000 H4 Subaru Outback 2.5L

**942367 E.O. No. D-280-100**

Inlet A: WELDED 2-BOLT FLANGE  
Outlet A: WELDED 2-BOLT FLANGE W/ GASKET STUB  
Length: 23.25"



- 1998 H4 Subaru Forester 2.5L
- 1998 H4 Subaru Impreza 2.5L
- 2000-95 H4 Subaru Impreza 2.2L
- 1999-96 H4 Subaru Legacy 2.2L
- 2000-96 H4 Subaru Legacy 2.5L
- 2000 H4 Subaru Outback 2.5L

**942371 E.O. No. D-280-100**

Inlet A: WELDED 4-BOLT FLANGE  
Outlet A: 2.165" O.D. PIPE  
Length: 42"



- 2002 L4 Volkswagen Cabrio 2.0L

**942377 E.O. No. D-280-100**

Inlet A: LOOSE 2-BOLT FLANGE W/ 2" FLAT FLARE  
Outlet A: LOOSE 2-BOLT FLANGE W/ 2" FLAT FLARE  
Length: 17.50"



- 1996 L4 Eagle Summit 1.5L
- 1996 L4 Eagle Summit 1.8L
- 1996 L4 Eagle Summit 2.4L
- 2005 L4 Kia Rio 1.6L
- 2000-98 L4 Nissan Frontier 2.4L

**942384 E.O. No. D-280-100**

Inlet A: WELDED 2-BOLT FLANGE  
Outlet A: WELDED 2-BOLT FLANGE W/ GASKET STUB  
Length: 30"



- 2003 V6 Mazda 6 3.0L

**942385 E.O. No. D-280-100**

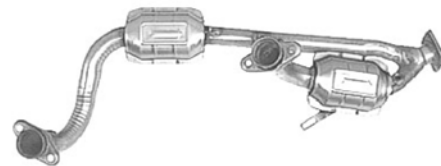
Inlet A: WELDED 3-BOLT FLANGE W/ GASKET STUB  
Outlet A: WELDED 2-BOLT FLANGE W/ GASKET STUB  
Length: 22.50"



- 2003 V6 Mazda 6 3.0L

**942394 E.O. No. D-280-100**

Inlet A: 2-BOLT FLANGE W/ SPHERICAL FLARE  
Inlet B: 2-BOLT FLANGE W/ SPHERICAL FLARE  
Outlet A: WELDED 2-BOLT FLANGE  
Length: 42.50"



- 1999-97 V8 Ford Taurus 3.4L

**942400 E.O. No. D-280-100**

Inlet A: WELDED 3-BOLT FLANGE  
Outlet A: WELDED 2-BOLT FLANGE  
Length: 21.50"



- 2002 L4 Ford Focus 2.0L

# NUMERICAL LISTINGS

## OBD II DIRECT FIT



OBD II DIRECT FIT

### 942403 E.O. No. D-280-100

Inlet A: WELDED 3-BOLT FLANGE  
 Outlet A: LOOSE 6-BOLT FLANGE W/ MALE BALL  
 Length: 30"



- 1995 V8 Buick Roadmaster 5.7L
- 1996-95 V8 Cadillac Fleetwood 5.7L
- 1996-95 V8 Chevrolet Caprice 4.3L
- 1996-95 V8 Chevrolet Caprice 5.7L

### 942403LB E.O. No. D-280-100

Inlet A: WELDED 3-BOLT FLANGE  
 Outlet A: LOOSE 6-BOLT FLANGE W/ MALE BALL  
 Length: 30"



- 1996-95 V8 Buick Roadmaster 5.7L
- 1996-95 V8 Cadillac Fleetwood 5.7L
- 1996-95 V8 Chevrolet Caprice 4.3L
- 1996-95 V8 Chevrolet Caprice 5.7L

### 942404 E.O. No. D-280-100

Inlet A: WELDED 3-BOLT FLANGE  
 Outlet A: LOOSE 6-BOLT FLANGE W/ MALE BALL  
 Length: 26.75"



- 1995 V8 Buick Roadmaster 5.7L
- 1996-95 V8 Cadillac Fleetwood 5.7L
- 1996-95 V8 Chevrolet Caprice 4.3L
- 1996-95 V8 Chevrolet Caprice 5.7L

### 942404LB E.O. No. D-280-100

Inlet A: WELDED 3-BOLT FLANGE  
 Outlet A: LOOSE 6-BOLT FLANGE W/ MALE BALL  
 Length: 26.75"



- 1996-95 V8 Buick Roadmaster 5.7L
- 1996-95 V8 Cadillac Fleetwood 5.7L
- 1996-95 V8 Chevrolet Caprice 4.3L
- 1996-95 V8 Chevrolet Caprice 5.7L

### 942420 E.O. No. D-280-100

Inlet A: LOOSE 2-BOLT FLANGE W/ SPHERICAL FLARE  
 Outlet A: 2.25" O.D. PIPE  
 Length: 47.88"



- 2002-00 V6 Jaguar S-Type 3.0L
- 2004-00 V6 Lincoln LS 3.0L

### 942421 E.O. No. D-280-100

Inlet A: LOOSE 2-BOLT FLANGE W/ SPHERICAL FLARE  
 Outlet A: 2.25" O.D. PIPE  
 Length: 45"

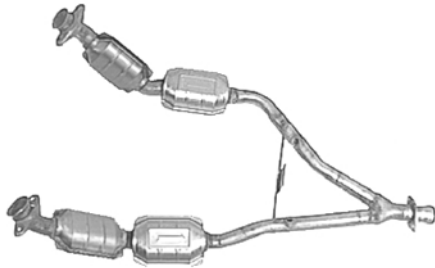


- 2002-00 V6 Jaguar S-Type 3.0L
- 2004-00 V6 Lincoln LS 3.0L

**942565D**

**E.O. No. D-280-100**

Inlet A: 2-BOLT FLANGE W/ FEMALE FLARE  
 Inlet B: 2-BOLT FLANGE W/ FEMALE FLARE  
 Outlet A: LOOSE 2-BOLT FLANGE W/ 2.25" MALE BALL  
 Length: 56.88"

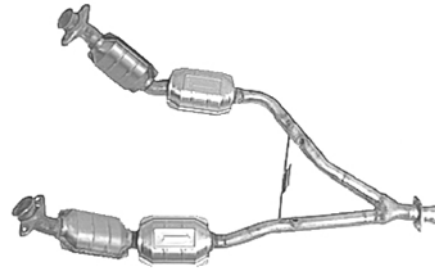


1998-96 V6 Ford Mustang 3.8L

**942592**

**E.O. No. D-280-100**

Inlet A: 2-BOLT FLANGE W/ FEMALE FLARE  
 Inlet B: 2-BOLT FLANGE W/ FEMALE FLARE  
 Outlet A: LOOSE 2-BOLT FLANGE W/ 2.25" MALE BALL  
 Length: 56.88"




1995-94 V6 Ford Mustang 3.8L

**942566U**

**E.O. No. D-280-100**

Inlet A: LOOSE 2-BOLT FLANGE W/ FEMALE FLARE  
 Inlet B: LOOSE 2-BOLT FLANGE W/ FEMALE FLARE  
 Outlet A: LOOSE 2-BOLT FLANGE W/ 2.25" MALE BALL  
 Length: 56"



2004-99 V6 Ford Mustang 3.8L  
 2004 V6 Ford Mustang 3.9L

**942598**

**E.O. No. D-280-100**

Inlet A: LOOSE 2-BOLT FLANGE W/ 2.25" FEMALE FLARE  
 Outlet A: LOOSE 2-BOLT FLANGE W/ 2" FLAT FLARE  
 Length: 33.50"



1995 V8 Ford Crown Victoria 4.6L  
 1995 V8 Lincoln Town Car 4.6L  
 1995 V8 Mercury Grand Marquis 4.6L

**942599**

**E.O. No. D-280-100**

Inlet A: LOOSE 2-BOLT FLANGE W/ 2.25" FEMALE FLARE  
 Outlet A: LOOSE 2-BOLT FLANGE W/ 2" FLAT FLARE  
 Length: 32.50"



1995 V8 Ford Crown Victoria 4.6L  
 1995 V8 Lincoln Town Car 4.6L  
 1995 V8 Mercury Grand Marquis 4.6L

**942588**

**E.O. No. D-280-100**

Inlet A: WELDED 2-BOLT FLANGE  
 Outlet A: WELDED 2-BOLT FLANGE  
 Length: 16"



1997-96 L4 Nissan Pickup 2.4L

# NUMERICAL LISTINGS


## OBD II DIRECT FIT



OBD II DIRECT FIT

### 942604 E.O. No. D-280-100

Inlet A: LOOSE 2-BOLT FLANGE W/ FEMALE FLARE  
 Outlet A: WELDED 2-BOLT FLANGE  
 Length: 22.25"



1996 L4 Ford Escort 1.9L  
 1996 L4 Mercury Tracer 1.9L

### 942651 E.O. No. D-280-100

Inlet A: LOOSE 2-BOLT CHRYSLER FLANGE  
 Outlet A: 2.25" O.D. PIPE  
 Length: 33.50"



1999-95 L4 Dodge Neon 2.0L  
 1999-95 L4 Plymouth Neon 2.0L

### 942628 E.O. No. D-280-100


Inlet A: 2.50" I.D. PIPE  
 Outlet A: WELDED 3-BOLT FLANGE  
 Length: 26.38"



1995 V6 Chevrolet S10 4.3L  
 1995 V6 GMC Sonoma 4.3L

### 942704 E.O. No. D-280-100

Inlet A: LOOSE 2-BOLT FLANGE W/ 2.25" FEMALE FLARE  
 Inlet B: LOOSE 2-BOLT FLANGE W/ 2" FEMALE FLARE  
 Outlet A: 2.25" O.D. PIPE  
 Length: 62.75"



1998-96 V8 Lincoln Mark VIII 4.6L

### 942648 E.O. No. D-280-100

Inlet A: WELDED 3-BOLT FLANGE  
 Outlet A: WELDED 3-BOLT FLANGE  
 Length: 20.25"



1998-96 L4 Chevrolet Cavalier 2.2L  
 1998-96 L4 Pontiac Sunfire 2.2L

### 942710 E.O. No. D-280-100


Inlet A: WELDED 3-BOLT FLANGE  
 Outlet A: WELDED 3-BOLT FLANGE  
 Length: 25.25"



1998-96 V6 Chevrolet S10 4.3L  
 1998-96 V6 GMC Sonoma 4.3L  
 1998-97 V6 Isuzu Hombre 4.3L

**942717 E.O. No. D-280-100**

Inlet A: WELDED 3-BOLT FLANGE W/ GASKET STUB  
Outlet A: WELDED 2-BOLT FLANGE  
Length: 48"



1995 V6 Nissan 300ZX 3.0L

**942718 E.O. No. D-280-100**

Inlet A: WELDED 3-BOLT FLANGE W/ GASKET STUB  
Outlet A: WELDED 2-BOLT FLANGE  
Length: 47.63"



1995 V6 Nissan 300ZX 3.0L

**942810 E.O. No. D-280-100**

Inlet A: LOOSE 2-BOLT FLANGE W/ FEMALE FLARE  
Inlet B: LOOSE 2-BOLT FLANGE W/ FEMALE FLARE  
Outlet A: WELDED 2-BOLT FLANGE  
Length: 42.50"



2002-95 V8 Lincoln Continental 4.6L

**942811 E.O. No. D-280-100**

Inlet A: WELDED 2-BOLT FLANGE  
Outlet A: 2.25" O.D. PIPE  
Length: 14.63"



2002-95 V8 Lincoln Continental 4.6L

**942813 E.O. No. D-280-100**

Inlet A: WELDED 2-BOLT FLANGE W/ STUDS  
Outlet A: WELDED 2-BOLT FLANGE  
Length: 13"



2001-98 L4 Kia Sephia 1.8L  
2001 L4 Kia Spectra 1.8L

**942816 E.O. No. D-280-100**

Inlet A: WELDED 3-BOLT FLANGE  
Outlet A: WELDED 2-BOLT FLANGE W/ GASKET STUB  
Length: 34.50"



1997-95 V6 Ford Ranger 4.0L  
1997-96 V6 Ford Ranger 3.0L  
1996 V6 Mazda B3000 3.0L  
1997-95 V6 Mazda B4000 4.0L

**942817 E.O. No. D-280-100**

Inlet A: WELDED 3-BOLT FLANGE  
Outlet A: WELDED 3-BOLT FLANGE  
Length: 24"



1996 L4 Chevrolet Beretta 2.2L  
1996 L4 Chevrolet Corsica 2.2L

# NUMERICAL LISTINGS


## OBD II DIRECT FIT



OBD II DIRECT FIT

### 942819 E.O. No. D-280-100

Inlet A: WELDED 3-BOLT FLANGE  
 Outlet A: WELDED 3-BOLT FLANGE W/ GASKET STUB  
 Length: 27.50"



2003-96 L4 Chevrolet S10 2.2L  
 2003-96 L4 GMC Sonoma 2.2L  
 2000-96 L4 Isuzu Hombre 2.2L

### 942823 E.O. No. D-280-100

Inlet A: WELDED 4-BOLT FLANGE  
 Outlet A: WELDED 3-BOLT FLANGE W/ GASKET STUB  
 Length: 38.25"



1998-96 L4 Buick Skylark 2.4L  
 1998-96 L4 Oldsmobile Achieva 2.4L

### 942831 E.O. No. D-280-100

Inlet A: WELDED 2-BOLT FLANGE  
 Outlet A: WELDED 3-BOLT FLANGE  
 Length: 40"



1998 V6 Oldsmobile Achieva 3.1L

### 942841 E.O. No. D-280-100

Inlet A: WELDED 2-BOLT FLANGE  
 Outlet A: WELDED 2-BOLT FLANGE  
 Length: 12.50"



1999-94 L4 Infiniti G20 2.0L  
 1998-96 V6 Infiniti I30 3.0L

### 942841 (cont.)

1998-95 L4 Nissan 200SX 1.6L  
 1998-95 L4 Nissan 200SX 2.0L  
 1999-95 L4 Nissan Altima 2.4L  
 1998-95 V6 Nissan Maxima 3.0L  
 1999-97 L4 Nissan Sentra 1.6L  
 1999-98 L4 Nissan Sentra 2.0L

### 942846 E.O. No. D-280-100

Inlet A: WELDED 2-BOLT FLANGE  
 Outlet A: WELDED 2-BOLT FLANGE  
 Length: 13"



2001-00 L4 Kia Sephia 1.8L  
 2001 L4 Kia Spectra 1.8L

### 942847 E.O. No. D-280-100

Inlet A: WELDED 3-BOLT FLANGE  
 Outlet A: WELDED 2-BOLT FLANGE  
 Length: 27.50"



2000-98 L4 Kia Sportage 2.0L

### 942849 E.O. No. D-280-100

Inlet A: WELDED 2-BOLT FLANGE  
 Outlet A: WELDED 3-BOLT FLANGE W/ GASKET STUB  
 Length: 40.13"



1998-97 V6 Buick Skylark 3.1L  
 1997 V6 Oldsmobile Achieva 3.1L  
 1998-97 V6 Pontiac Grand Am 3.1L

**942850**

**E.O. No. D-280-100**

Inlet A: WELDED 2-BOLT FLANGE  
Outlet A: WELDED 2-BOLT FLANGE  
Length: 41.50"



- 2003-98 V6 Buick Century 3.1L
- 2002-00 V6 Chevrolet Impala 3.4L
- 2002-00 V6 Chevrolet Monte Carlo 3.4L
- 2001 V6 Pontiac Grand Prix 3.8L
- 2003-97 V6 Pontiac Grand Prix 3.1L

**942854**

**E.O. No. D-280-100**

Inlet A: WELDED 3-BOLT FLANGE  
Outlet A: LOOSE 3-BOLT FLANGE W/ FLAT FLARE  
Length: 42"



- 1996 L4 Saturn SC2 1.9L
- 1996 L4 Saturn SL2 1.9L
- 1996 L4 Saturn SW2 1.9L

**942856**

**E.O. No. D-280-100**

Inlet A: LOOSE 2-BOLT FLANGE W/ FEMALE FLARE  
Outlet A: LOOSE 2-BOLT FLANGE W/ GASKET STUB  
Length: 47.50"



- 1997-95 L4 Ford Ranger 2.3L
- 1997-96 L4 Mazda B2300 2.3L

**942859**

**E.O. No. D-280-100**

Inlet A: WELDED 4-BOLT FLANGE  
Outlet A: 2.25" O.D. PIPE  
Length: 39"



- 2000-96 L4 Chrysler Cirrus 2.4L
- 2000-96 V6 Chrysler Cirrus 2.5L
- 1998-96 L4 Chrysler Sebring 2.4L
- 2000-96 V6 Chrysler Sebring 2.5L
- 2000-96 L4 Dodge Stratus 2.4L
- 2000-96 V6 Dodge Stratus 2.5L
- 2000-97 L4 Plymouth Breeze 2.4L

**942860**

**E.O. No. D-280-100**

Inlet A: WELDED 2-BOLT FLANGE  
Outlet A: WELDED 2-BOLT FLANGE  
Length: 29.50"



- 2000-96 V6 Ford Contour 2.5L
- 2001-99 V6 Mercury Cougar 2.5L
- 2000-96 V6 Mercury Mystique 2.5L

**942863**

**E.O. No. D-280-100**

Inlet A: WELDED 2-BOLT FLANGE  
Outlet A: WELDED 3-BOLT FLANGE  
Length: 40.75"



- 2003-97 V6 Chevrolet Malibu 3.1L
- 2002-99 V6 Oldsmobile Alero 3.4L
- 1999-97 V6 Oldsmobile Cutlass 3.1L
- 2002-99 V6 Pontiac Grand Am 3.4L



# NUMERICAL LISTINGS

## OBD II DIRECT FIT



OBD II DIRECT FIT

**942864** **E.O. No. D-280-100**

Inlet A: WELDED 2-BOLT FLANGE W/ GASKET STUB  
 Outlet A: WELDED 3-BOLT FLANGE W/ GASKET STUB  
 Length: 58.88"



2002-99 L4 Chevrolet Cavalier 2.2L  
 2002-99 L4 Pontiac Sunfire 2.2L

**942865** **E.O. No. D-280-100**

Inlet A: WELDED 4-BOLT FLANGE W/ GASKET STUB  
 Outlet A: WELDED 2-BOLT FLANGE  
 Length: 17.25"



2002-97 L4 Ford Escort 2.0L  
 1999-97 L4 Mercury Tracer 2.0L

**942874** **E.O. No. D-280-100**

Inlet A: WELDED 2-BOLT FLANGE  
 Outlet A: WELDED 4-BOLT FLANGE  
 Length: 46.38"



2000 V6 Chevrolet Lumina 3.1L  
 1999-98 V6 Chevrolet Monte Carlo 3.1L  
 1997 V6 Oldsmobile Cutlass Supreme 3.1L

**942876** **E.O. No. D-280-100**

Inlet A: WELDED 2-BOLT FLANGE  
 Outlet A: WELDED 2-BOLT FLANGE  
 Length: 37.38"



2002-97 V6 Buick Regal 3.8L  
 2002 V6 Chevrolet Impala 3.8L  
 1999-98 V6 Oldsmobile Intrigue 3.8L  
 2002-97 V6 Pontiac Grand Prix 3.8L

**942877** **E.O. No. D-280-100**

Inlet A: WELDED 3-BOLT FLANGE  
 Outlet A: WELDED 3-BOLT FLANGE W/ GASKET STUB  
 Length: 38.50"



2002-99 L4 Chevrolet Cavalier 2.4L  
 1999 L4 Chevrolet Malibu 2.4L  
 2001-99 L4 Oldsmobile Alero 2.4L  
 2001-99 L4 Pontiac Grand Am 2.4L  
 2002-99 L4 Pontiac Sunfire 2.4L

**942878** **E.O. No. D-280-100**

Inlet A: WELDED 4-BOLT FLANGE W/ STUDS  
 Outlet A: WELDED 2-BOLT FLANGE  
 Length: 41.25"



1997-95 L4 Ford Contour 2.0L  
 1997-95 L4 Mercury Mystique 2.0L

**942883 E.O. No. D-280-100**


Inlet A: WELDED 2-BOLT FLANGE  
Outlet A: WELDED 2-BOLT FLANGE  
Length: 12.63"



- 1997-96 L4 Geo Prizm 1.6L
- 1997-96 L4 Geo Prizm 1.8L
- 1997-96 L4 Toyota Celica 1.8L
- 1997-96 L4 Toyota Celica 2.2L
- 1996 L4 Toyota Corolla 1.6L
- 1997-96 L4 Toyota Corolla 1.8L

**942884 E.O. No. D-280-100**

Inlet A: LOOSE 2-BOLT FLANGE W/ FEMALE FLARE  
Inlet B: LOOSE 2-BOLT FLANGE W/ FEMALE FLARE  
Outlet A: 2.25" O.D. PIPE  
Length: 54.50"



- 1999-95 V6 Chevrolet Camaro 3.8L
- 1999-95 V6 Pontiac Firebird 3.8L

**942886 E.O. No. D-280-100**

Inlet A: WELDED 2-BOLT FLANGE  
Outlet A: WELDED 2-BOLT FLANGE W/ GASKET STUB  
Length: 54.25"



- 1997-96 L3 Geo Metro 1.0L

**942888 E.O. No. D-280-100**

Inlet A: LOOSE 2-BOLT FLANGE W/ 2.25" FEMALE FLARE  
Inlet B: LOOSE 2-BOLT FLANGE W/ 2.25" FEMALE FLARE  
Outlet A: LOOSE 2-BOLT FLANGE W/ 2" FEMALE FLARE  
Length: 41"



- 1999-96 V6 Ford Taurus 3.0L
- 1999-96 V6 Mercury Sable 3.0L

**942889 E.O. No. D-280-100**

Inlet A: LOOSE 2-BOLT FLANGE W/ FLAT FLARE  
Outlet A: LOOSE 3-BOLT FLANGE W/ FLAT FLARE  
Length: 14.63"



- 1997-95 L4 Hyundai Accent 1.5L
- 1998-95 L4 Hyundai Elantra 1.8L
- 2000-99 L4 Hyundai Elantra 2.0L
- 1997 L4 Hyundai Sonata 2.0L
- 1997 L4 Hyundai Tiburon 1.8L
- 2001-99 L4 Hyundai Tiburon 2.0L

**942890 E.O. No. D-280-100**

Inlet A: WELDED 4-BOLT FLANGE  
Outlet A: 2.50" O.D. PIPE  
Length: 23"



- 1999-98 V6 Buick LeSabre 3.8L
- 1999 V6 Buick Park Avenue 3.8L
- 1997 V6 Buick Riviera 3.8L
- 1999-96 V8 Oldsmobile Aurora 4.0L
- 1998-97 V6 Oldsmobile Regency 3.8L
- 1999-97 V6 Pontiac Bonneville 3.8L

# NUMERICAL LISTINGS


## OBD II DIRECT FIT



OBD II DIRECT FIT

### 942891 E.O. No. D-280-100

Inlet A: LOOSE 2-BOLT FLANGE W/ FEMALE FLARE  
 Outlet A: 1.75" PIPE W/ SPECIAL RING  
 Length: 109"



1997-96 L4 Toyota Paseo 1.5L  
 1998-96 L4 Toyota Tercel 1.5L

### 942894 E.O. No. D-280-100

Inlet A: WELDED 2-BOLT FLANGE  
 Outlet A: WELDED 2-BOLT FLANGE W/ GASKET STUB  
 Length: 22"



1997-96 H4 Subaru Impreza 1.8L

### 942898 E.O. No. D-280-100

Inlet A: LOOSE 2-BOLT FLANGE W/ SPHERICAL FLARE  
 Outlet A: WELDED 4-BOLT FLANGE  
 Length: 43.25"



1996 V6 Buick Regal 3.8L  
 1996 V6 Chevrolet Lumina 3.4L  
 1996 V6 Chevrolet Monte Carlo 3.4L  
 1996 V6 Oldsmobile Cutlass Supreme 3.1L  
 1996 V6 Pontiac Grand Prix 3.1L

### 942903 E.O. No. D-280-100

Inlet A: WELDED 3-BOLT FLANGE  
 Outlet A: 2.165" O.D. PIPE  
 Length: 19.75"




1998-96 L4 Volkswagen Cabrio 2.0L  
 1998-96 L4 Volkswagen Golf 2.0L

### 942903 (cont.)

1998-96 V6 Volkswagen Golf 2.8L  
 1998-96 L4 Volkswagen Jetta 2.0L  
 1998-96 V6 Volkswagen Jetta 2.8L  
 1997-96 V6 Volkswagen Passat 2.8L

### 942966 E.O. No. D-280-100

Inlet A: WELDED 2-BOLT FLANGE W/ 2.25" FEMALE FLARE  
 Inlet B: LOOSE 2-BOLT FLANGE W/ 2.25" FEMALE FLARE  
 Outlet A: WELDED 2-BOLT FLANGE W/ 2.25" MALE BALL  
 Outlet B: WELDED 2-BOLT FLANGE W/ 2.25" MALE BALL  
 Length: 53.75"



1998-96 V8 Ford Mustang 4.6L

### 942971 E.O. No. D-280-100

Inlet A: WELDED 3-BOLT FLANGE W/ GASKET STUB  
 Outlet A: WELDED 2-BOLT FLANGE W/ GASKET STUB  
 Length: 10"



2000-98 V8 Lexus GS400 4.0L  
 1998 V8 Lexus LS400 4.0L

### 942972 E.O. No. D-280-100

Inlet A: WELDED 4-BOLT FLANGE W/ GASKET STUB  
 Outlet A: WELDED 2-BOLT FLANGE  
 Length: 23"



2002 L4 Ford Focus 2.0L

**942973**

**E.O. No. D-280-100**

Inlet A: WELDED 2-BOLT FLANGE  
Outlet A: WELDED 3-BOLT FLANGE  
Length: 19.50"



2003-00 L4 Honda S2000 2.0L  
2005-04 L4 Honda S2000 2.2L

**942974**

**E.O. No. D-280-100**

Inlet A: WELDED 2-BOLT FLANGE  
Outlet A: WELDED 3-BOLT FLANGE  
Length: 17.63"



2001-96 L4 Acura Integra 1.8L

**942975**

**E.O. No. D-280-100**

Inlet A: LOOSE 2-BOLT FLANGE W/ SPHERICAL FLARE  
Outlet A: 2.50" O.D. PIPE  
Length: 38.38"



1996 V6 Buick LeSabre 3.8L  
1996 V6 Buick Park Avenue 3.8L  
1998-97 V6 Oldsmobile Regency 3.8L  
1999-96 V6 Pontiac Bonneville 3.8L

**942978**

**E.O. No. D-280-100**

Inlet A: WELDED 2-BOLT FLANGE W/ STUDS  
Outlet A: WELDED 2-BOLT FLANGE  
Length: 16.25"



2000-98 L4 Kia Sportage 2.0L

**942995**

**E.O. No. D-280-100**

Inlet A: (4) WELDED FLANGE 2-BOLT FLANGES  
Outlet A: 2-BOLT FLANGE W/ MALE BALL  
Length: 28"



1996 V8 Lincoln Mark VIII 4.6L

**944014**

**E.O. No. D-280-100**

Inlet A: WELDED 3-BOLT FLANGE  
Inlet B: WELDED 3-BOLT FLANGE  
Outlet A: WELDED 2-BOLT FLANGE  
Length: 39"



2001-99 V6 Infiniti I30 3.0L  
2001-99 V6 Nissan Maxima 3.0L

**944038**

**E.O. No. D-280-100**

Inlet A: WELDED 5-BOLT FLANGE  
Outlet A: WELDED 2-BOLT FLANGE  
Length: 35"



1997-96 L4 Ford Probe 2.0L  
1997-96 L4 Mazda 626 2.0L  
1997-96 L4 Mazda MX-6 2.0L

**944052**

**E.O. No. D-280-100**

Inlet A: LOOSE 2-BOLT FLANGE W/ FEMALE FLARE  
Inlet B: LOOSE 2-BOLT FLANGE W/ FEMALE FLARE  
Outlet A: WELDED 2-BOLT FLANGE  
Length: 43"



1999-97 V6 Ford Taurus 3.0L

# NUMERICAL LISTINGS

## OBD II DIRECT FIT



OBD II DIRECT FIT

### 944052 (cont.)

1999-97 V6 Mercury Sable 3.0L

### 944056 E.O. No. D-280-100


Inlet A: WELDED 2-BOLT FLANGE W/ GASKET STUB  
 Outlet A: WELDED 2-BOLT FLANGE W/ GASKET STUB  
 Length: 40.50"



2002-96 V6 Mazda Millenia 2.3L

### 944072 E.O. No. D-280-100

Inlet A: WELDED 2-BOLT FLANGE  
 Inlet B: WELDED 2-BOLT FLANGE  
 Outlet A: FEMALE FLARE  
 Length: 34.25"



1998-96 L4 Saab 900 2.3L

### 944089 E.O. No. D-280-100

Inlet A: LOOSE 3-BOLT FLANGE W/ 45 DEGREE FLARE  
 Outlet A: WELDED 2-BOLT FLANGE  
 Length: 32"



1997-96 L4 Saab 9000 2.3L

### 944130 E.O. No. D-280-100


Inlet A: LOOSE 2-BOLT FLANGE W/ FEMALE FLARE  
 Outlet A: WELDED 3-BOLT FLANGE  
 Length: 32.50"



2004-96 V6 Acura RL 3.5L  
 1998-96 V6 Acura TL 3.2L

### 944142 E.O. No. D-280-100

Inlet A: WELDED 4-BOLT FLANGE W/ STUDS  
 Outlet A: LOOSE 2-BOLT FLANGE W/ FEMALE FLARE  
 Length: 12.50"



2003-01 V6 Chrysler Sebring 2.7L  
 2003-01 V6 Dodge Stratus 2.7L

### 944143 E.O. No. D-280-100

Inlet A: WELDED 4-BOLT FLANGE W/ STUDS  
 Outlet A: WELDED 2-BOLT FLANGE  
 Length: 8.25"



2003-01 V6 Chrysler Sebring 2.7L  
 2003-01 V6 Dodge Stratus 2.7L

### 944164 E.O. No. D-280-100

Inlet A: WELDED 2-BOLT FLANGE W/ GASKET STUB  
 Inlet B: WELDED 2-BOLT FLANGE W/ GASKET STUB  
 Outlet A: WELDED 2-BOLT FLANGE  
 Length: 44.88"



1997-96 V6 Chrysler Sebring 2.5L  
 1997-96 V6 Dodge Avenger 2.5L

**944167 E.O. No. D-280-100**

Inlet A: WELDED 2-BOLT FLANGE  
Inlet B: LOOSE 3-BOLT FLANGE W/ 45 DEGREE FLARE  
Outlet A: WELDED 2-BOLT FLANGE  
Length: 54.50"



2003-99 V6 Saab 9-5 3.0L

**944168 E.O. No. D-280-100**


Inlet A: 3-BOLT FLANGE W/ 45 DEGREE FLARE  
Outlet A: WELDED 2-BOLT FLANGE  
Length: 36"



2001 L4 Saab 9-5 2.3L

**944192 E.O. No. D-280-100**

Inlet A: WELDED 3-BOLT FLANGE  
Outlet A: WELDED 2-BOLT FLANGE  
Length: 20.50"



2004-03 V6 Infiniti G35 3.5L  
2004-03 V6 Nissan 350Z 3.5L

**944193 E.O. No. D-280-100**

Inlet A: WELDED 3-BOLT FLANGE  
Outlet A: WELDED 2-BOLT FLANGE  
Length: 14.38"



2004-03 V6 Infiniti G35 3.5L  
2004-03 V6 Nissan 350Z 3.5L

**944205 E.O. No. D-280-100**

Inlet A: WELDED 3-BOLT FLANGE  
Outlet A: WELDED 3-BOLT FLANGE  
Length: 39"



2003-02 L4 Chevrolet Cavalier 2.2L  
2003-02 L4 Oldsmobile Alero 2.2L  
2003 L4 Pontiac Grand Am 2.2L  
2003 L4 Pontiac Sunfire 2.2L

**944206 E.O. No. D-280-100**

Inlet A: WELDED 4-BOLT FLANGE  
Outlet A: 1.965" O.D. PIPE  
Length: 50.25"



2002-00 V6 Audi A6 Quattro 2.7L  
2002-01 V6 Audi Allroad Quattro 2.7L

**944207 E.O. No. D-280-100**

Inlet A: WELDED 4-BOLT FLANGE  
Outlet A: 1.965" O.D. PIPE  
Length: 43.25"



2002-00 V6 Audi A6 Quattro 2.7L  
2002-01 V6 Audi Allroad Quattro 2.7L

**944224 E.O. No. D-280-100**

Inlet A: WELDED 2-BOLT FLANGE W/ SPHERICAL FLARE  
Inlet B: WELDED FLANGE 2-BOLT FLANGE W/ SPHERICAL FLARE  
Outlet A: WELDED 2-BOLT FLANGE  
Length: 49"



2001-99 V6 Hyundai Sonata 2.5L  
2005-02 V6 Hyundai Sonata 2.7L  
2001 V6 Kia Optima 2.5L  
2006-02 V6 Kia Optima 2.7L

# NUMERICAL LISTINGS

## OBD II DIRECT FIT



OBD II DIRECT FIT

**944229** E.O. No. D-280-100

Inlet A: LOOSE 2-BOLT FLANGE W/ SPHERICAL FLARE  
 Outlet A: WELDED 4-BOLT FLANGE  
 Length: 49"



1996 V6 Buick Century 3.1L

**944231** E.O. No. D-280-100

Inlet A: WELDED 2-BOLT FLANGE  
 Outlet A: WELDED 3-BOLT FLANGE  
 Length: 16.50"



1997-96 L4 Honda Civic del Sol 1.6L  
 1998-96 L4 Honda Civic 1.6L

**944240** E.O. No. D-280-100

Inlet A: WELDED 3-BOLT FLANGE  
 Outlet A: 2" O.D. PIPE  
 Length: 50"



2001-00 V6 Audi A6 Quattro 2.8L  
 2004-01 V8 Audi A6 Quattro 4.2L  
 2001-00 V6 Audi A6 2.8L  
 2005-00 V6 Volkswagen Passat 2.8L

**944241** E.O. No. D-280-100

Inlet A: WELDED 3-BOLT FLANGE  
 Outlet A: 2" O.D. PIPE  
 Length: 51.25"



2001-00 V6 Audi A6 Quattro 2.8L  
 2004-01 V8 Audi A6 Quattro 4.2L  
 2001-00 V6 Audi A6 2.8L  
 2005-00 V6 Volkswagen Passat 2.8L

**944248** E.O. No. D-280-100


Inlet A: WELDED 2-BOLT FLANGE  
 Outlet A: WELDED 2-BOLT FLANGE W/ GASKET STUB  
 Length: 35.25"



2000-98 L4 Toyota RAV4 2.0L

**944251** E.O. No. D-280-100


Inlet A: WELDED 5-BOLT FLANGE  
 Outlet A: WELDED 2-BOLT FLANGE  
 Length: 12.13"



1999-98 L4 Hyundai Accent 1.5L

**944252** E.O. No. D-280-100

Inlet A: 45 DEGREE FLARE  
 Outlet A: 2.25" O.D. PIPE  
 Length: 23"



1999 V6 Dodge Intrepid 3.2L  
 2002-01 V6 Dodge Intrepid 3.5L

**944254** E.O. No. D-280-100

Inlet A: WELDED 3-BOLT FLANGE  
 Outlet A: WELDED 3-BOLT FLANGE  
 Length: 54.50"



2002-99 L4 Daewoo Nubira 2.0L

**944256**

**E.O. No. D-280-100**

Inlet A: WELDED 2-BOLT FLANGE W/ GASKET STUB  
Outlet A: LOOSE 2-BOLT FLANGE W/ MALE BALL  
Length: 48.50"




2001-97 V6 Cadillac Catera 3.0L

**944257**

**E.O. No. D-280-100**

Inlet A: WELDED 2-BOLT FLANGE W/ GASKET STUB  
Outlet A: LOOSE 2-BOLT FLANGE W/ MALE BALL  
Length: 49"




2001-97 V6 Cadillac Catera 3.0L

**944258**

**E.O. No. D-280-100**

Inlet A: WELDED 3-BOLT FLANGE  
Inlet B: WELDED 3-BOLT FLANGE  
Outlet A: 2.575" O.D. PIPE  
Length: 31.50"



2005-01 L4 Audi TT Quattro 1.8L

**944259**

**E.O. No. D-280-100**

Inlet A: WELDED 2-BOLT FLANGE W/ GASKET STUB  
Inlet B: WELDED 2-BOLT FLANGE W/ GASKET STUB  
Outlet A: WELDED 2-BOLT FLANGE  
Length: 49.50"



1998 V6 Lexus ES300 3.0L  
1999-98 V6 Toyota Avalon 3.0L  
2001-98 V6 Toyota Camry 3.0L  
2003-99 V6 Toyota Solara 3.0L

**944264**

**E.O. No. D-280-100**

Inlet A: WELDED 2-BOLT FLANGE  
Outlet A: WELDED 2-BOLT FLANGE  
Length: 16.13"

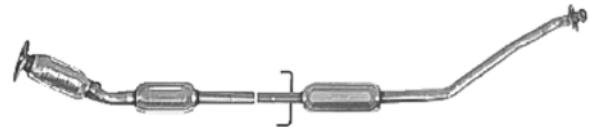


2000-96 V6 Chrysler Sebring 2.5L  
2000-97 V6 Dodge Avenger 2.5L

**944274**

**E.O. No. D-280-100**

Inlet A: WELDED 2-BOLT FLANGE W/ SPHERICAL FLARE  
Outlet A: LOOSE 2-BOLT FLANGE W/ GASKET STUB  
Length: 87.50"



2004-03 L4 Toyota Matrix 1.8L

**944275**

**E.O. No. D-280-100**

Inlet A: WELDED 4-BOLT FLANGE  
Outlet A: 2.25" O.D. PIPE  
Length: 38.75"




2004-01 L4 Chrysler Sebring 2.4L  
2004 L4 Dodge Stratus 2.4L

**944278**

**E.O. No. D-280-100**

Inlet A: LOOSE 2-BOLT FLANGE W/ FEMALE FLARE  
Inlet B: LOOSE 2-BOLT FLANGE W/ FEMALE FLARE  
Outlet A: 2.25" O.D. PIPE  
Length: 51.75"



2002-00 V6 Chevrolet Camaro 3.8L  
2002-00 V6 Pontiac Firebird 3.8L



# NUMERICAL LISTINGS

## OBD II DIRECT FIT



OBD II DIRECT FIT

**944285** E.O. No. D-280-100

Inlet A: WELDED 3-BOLT FLANGE  
 Outlet A: 2.50" MALE BALL  
 Length: 57.75"



2000 L5 Volvo S70 2.3L  
 2000 L5 Volvo S70 2.4L  
 2000 L5 Volvo V70 2.3L  
 2000 L5 Volvo V70 2.4L

**944286** E.O. No. D-280-100

Inlet A: WELDED 9-BOLT FLANGE  
 Outlet A: WELDED 2-BOLT FLANGE  
 Length: 14.25"



2002 L4 Mitsubishi Lancer 2.0L

**944287** E.O. No. D-280-100


Inlet A: WELDED 3-BOLT FLANGE  
 Outlet A: WELDED 3-BOLT FLANGE  
 Length: 43.75"



1999-98 L4 Saturn SL1 1.9L  
 1999 L4 Saturn SW1 1.9L

**944288** E.O. No. D-280-100

Inlet A: WELDED 2-BOLT FLANGE  
 Outlet A: WELDED 2-BOLT FLANGE  
 Length: 13.25"



2002-01 L4 Kia Rio 1.5L

**944290** E.O. No. D-280-100

Inlet A: WELDED 3-BOLT FLANGE  
 Outlet A: WELDED 3-BOLT FLANGE W/ GASKET STUB  
 Length: 46.38"



2003-02 L4 Saturn Vue 2.2L

**944293** E.O. No. D-280-100

Inlet A: WELDED 5-BOLT FLANGE  
 Outlet A: WELDED 2-BOLT FLANGE  
 Length: 20"



2003-01 L4 Toyota RAV4 2.0L

**944316** E.O. No. D-280-100

Inlet A: WELDED 3-BOLT FLANGE  
Outlet A: WELDED 3-BOLT FLANGE  
Length: 41.50"



2002-01 L4 Saturn SC2 1.9L  
2002-01 L4 Saturn SL2 1.9L

**944334** E.O. No. D-280-100

Inlet A: WELDED 3-BOLT FLANGE  
Outlet A: WELDED 3-BOLT FLANGE  
Length: 50.75"



2002-99 L4 Daewoo Lanos 1.6L

**944323** E.O. No. D-280-100


Inlet A: WELDED 3-BOLT FLANGE W/ GASKET STUB  
Outlet A: WELDED 2-BOLT FLANGE  
Length: 30"



1998-95 L4 Nissan 240SX 2.4L

**944339** E.O. No. D-280-100

Inlet A: WELDED 3-BOLT FLANGE  
Outlet A: WELDED 3-BOLT FLANGE  
Length: 43.50"



2002-01 L4 Saturn SC1 1.9L  
2002-01 L4 Saturn SL1 1.9L

**944324** E.O. No. D-280-100

Inlet A: WELDED 2-BOLT FLANGE W/ GASKET STUB  
Inlet B: WELDED 2-BOLT FLANGE W/ GASKET STUB  
Outlet A: WELDED 2-BOLT FLANGE  
Length: 47"



2005-03 V6 Hyundai Tiburon 2.7L

**944326** E.O. No. D-280-100

Inlet A: WELDED 2-BOLT FLANGE  
Outlet A: SPHERICAL RING  
Length: 77.25"



2006-04 L4 Scion xA 1.5L  
2005-00 L4 Toyota Echo 1.5L

**944344** E.O. No. D-280-100

Inlet A: 45 DEGREE FLARE  
Outlet A: 2.25" O.D. PIPE  
Length: 46.63"



2004-02 V6 Chrysler Concorde 2.7L  
2004-02 V6 Dodge Intrepid 2.7L

**944348** E.O. No. D-280-100

Inlet A: WELDED 2-BOLT FLANGE  
Outlet A: WELDED 2-BOLT FLANGE  
Length: 15.75"



2001-00 L4 Hyundai Sonata 2.4L  
2006 L4 Kia Optima 2.4L

# NUMERICAL LISTINGS

## OBD II DIRECT FIT



OBD II DIRECT FIT

**944349** E.O. No. D-280-100

Inlet A: WELDED 2-BOLT FLANGE  
 Outlet A: WELDED 2-BOLT FLANGE  
 Length: 40.50"



2003-01 L4 Mazda Protege 2.0L

**944358** E.O. No. D-280-100


Inlet A: WELDED 3-BOLT FLANGE  
 Outlet A: WELDED 2-BOLT FLANGE  
 Length: 48.25"



2006-01 L4 Kia Optima 2.4L

**944363** E.O. No. D-280-100

Inlet A: WELDED 2-BOLT FLANGE  
 Outlet A: WELDED 3-BOLT FLANGE  
 Length: 16.13"



1998 L4 Honda Odyssey 2.3L  
 1999-98 L4 Isuzu Oasis 2.3L

**944368** E.O. No. D-280-100

Inlet A: WELDED 2-BOLT FLANGE W/ GASKET STUB  
 Outlet A: WELDED 2-BOLT FLANGE  
 Length: 12.38"



2004-02 V6 Infiniti I35 3.5L  
 2004 V6 Nissan Altima 3.5L  
 2003-02 V6 Nissan Maxima 3.5L

**944369** E.O. No. D-280-100


Inlet A: WELDED 4-BOLT FLANGE  
 Outlet A: 2.165" O.D. PIPE  
 Length: 42"



2004-99 L4 Volkswagen Beetle 1.8L  
 2002-01 L4 Volkswagen Golf 1.8L  
 2003-01 L4 Volkswagen Jetta 1.8L

**944373** E.O. No. D-280-100

Inlet A: WELDED 2-BOLT FLANGE  
 Outlet A: WELDED 2-BOLT FLANGE W/ GASKET STUB  
 Length: 101.50"



2001-99 V6 Lexus ES300 3.0L

**944374** E.O. No. D-280-100

Inlet A: WELDED 3-BOLT FLANGE  
 Outlet A: 1.965" O.D. PIPE  
 Length: 49.25"



1998-96 V6 Audi A4 Quattro 2.8L  
 1999-96 V6 Audi A4 2.8L  
 2000-98 V6 Audi A6 Quattro 2.8L  
 2000-98 V6 Audi A6 2.8L

**944375** E.O. No. D-280-100

Inlet A: WELDED 3-BOLT FLANGE  
 Outlet A: 1.965" O.D. PIPE  
 Length: 62.75"



1998-96 V6 Audi A4 Quattro 2.8L  
 1999-96 V6 Audi A4 2.8L

**944378 E.O. No. D-280-100**

Inlet A: LOOSE 2-BOLT FLANGE W/ FLARE  
Outlet A: LOOSE 2-BOLT FLANGE W/ FLARE  
Length: 39.25"



2006 V6 Chrysler Crossfire 3.2L

**944386 E.O. No. D-280-100**

Inlet A: WELDED 8-BOLT FLANGE  
Outlet A: WELDED 2-BOLT FLANGE  
Length: 32"



2003-01 L6 BMW 325Ci 2.5L  
2003-01 L6 BMW 325i 2.5L  
2004-01 L6 BMW 325xi 2.5L  
2004-01 L6 BMW 330xi 3.0L  
2001 L6 BMW 525i 2.5L  
2001 L6 BMW Z3 2.5L

**944387 E.O. No. D-280-100**

Inlet A: WELDED 8-BOLT FLANGE  
Outlet A: WELDED 2-BOLT FLANGE  
Length: 23.25"



2003-01 L6 BMW 325Ci 2.5L  
2003-01 L6 BMW 325i 2.5L  
2004-01 L6 BMW 325xi 2.5L  
2004-01 L6 BMW 330xi 3.0L  
2001 L6 BMW 525i 2.5L  
2001 L6 BMW Z3 2.5L

**944388 E.O. No. D-280-100**


Inlet A: WELDED 2-BOLT FLANGE  
Inlet B: WELDED 2-BOLT FLANGE  
Outlet A: WELDED 2-BOLT FLANGE  
Length: 51.25"



1997 V6 Lexus ES300 3.0L  
1997 V6 Toyota Avalon 3.0L  
2001-97 V6 Toyota Camry 3.0L  
2002-99 V6 Toyota Solara 3.0L

**944393 E.O. No. D-280-100**

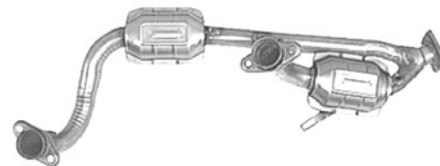
Inlet A: WELDED 2-BOLT FLANGE  
Inlet B: WELDED 2-BOLT FLANGE  
Outlet A: WELDED 2-BOLT FLANGE  
Length: 54.25"



2005-01 V6 Chrysler Sebring 3.0L  
2005-01 V6 Dodge Stratus 3.0L  
2005 V6 Mitsubishi Eclipse 3.0L

**944394 E.O. No. D-280-100**


Inlet A: 2-BOLT FLANGE W/ SPHERICAL FLARE  
Inlet B: 2-BOLT FLANGE W/ SPHERICAL FLARE  
Outlet A: WELDED 2-BOLT FLANGE  
Length: 42.50"



1996 V8 Ford Taurus 3.4L

**944395 E.O. No. D-280-100**

Inlet A: WELDED 2-BOLT FLANGE  
Outlet A: 2.25" O.D. PIPE  
Length: 11"



1999-96 V8 Ford Taurus 3.4L

# NUMERICAL LISTINGS

## OBD II DIRECT FIT



OBD II DIRECT FIT

**944396**

**E.O. No. D-280-100**

Inlet A: WELDED 3-BOLT FLANGE W/ GASKET STUB  
 Inlet B: WELDED 3-BOLT FLANGE W/ GASKET STUB  
 Outlet A: WELDED 2-BOLT FLANGE  
 Length: 38.25"



2003-02 V6 Nissan Altima 3.5L

**944406**

**E.O. No. D-280-100**

Inlet A: LOOSE 2-BOLT FLANGE W/ SPHERICAL FLARE  
 Inlet B: LOOSE 2-BOLT FLANGE W/ SPHERICAL FLARE  
 Outlet A: 2.165" O.D. PIPE  
 Length: 52.75"



1997 V8 BMW 740i 4.4L  
 1997-96 V8 BMW 740iL 4.4L

**944407**

**E.O. No. D-280-100**

Inlet A: LOOSE 2-BOLT FLANGE W/ SPHERICAL FLARE  
 Inlet B: LOOSE 2-BOLT FLANGE W/ SPHERICAL FLARE  
 Outlet A: 2.165" O.D. PIPE  
 Length: 52.75"




1997 V8 BMW 740i 4.4L  
 1997-96 V8 BMW 740iL 4.4L

**944408**

**E.O. No. D-280-100**

Inlet A: LOOSE 2-BOLT FLANGE W/ 2.25" FLAT FLARE  
 Outlet A: LOOSE 2-BOLT FLANGE W/ 2.25" FLAT FLARE  
 Length: 17.50"



2004-01 V6 Mitsubishi Diamante 3.5L

**944418**

**E.O. No. D-280-100**

Inlet A: 1.88" I.D. PIPE  
 Inlet B: 1.88" I.D. PIPE  
 Outlet A: 2.50" I.D. PIPE  
 Length: 36.50"



1997-96 V6 Chrysler Concorde 3.5L  
 1997-96 V6 Chrysler LHS 3.5L  
 1996 V6 Chrysler New Yorker 3.5L  
 1996 V6 Dodge Intrepid 3.5L  
 1996 V6 Eagle Vision 3.5L

**944422**

**E.O. No. D-280-100**

Inlet A: WELDED 3-BOLT FLANGE W/ GASKET STUB  
 Outlet A: WELDED 2-BOLT FLANGE  
 Length: 43.50"



1997-96 V6 Infiniti J30 3.0L

**944423**

**E.O. No. D-280-100**

Inlet A: WELDED 3-BOLT FLANGE W/ GASKET STUB  
 Outlet A: 1.770" O.D. PIPE  
 Length: 45"



1997-96 V6 Infiniti J30 3.0L

**944434**

**E.O. No. D-280-100**

Inlet A: WELDED 2-BOLT FLANGE  
 Outlet A: WELDED 2-BOLT FLANGE W/ GASKET STUB  
 Length: 29.50"



2005-03 L4 Mazda 6 2.3L

**944438 E.O. No. D-280-100**

Inlet A: WELDED 3-BOLT FLANGE W/ GASKET STUB  
Inlet B: WELDED 3-BOLT FLANGE W/ GASKET STUB  
Outlet A: WELDED 2-BOLT FLANGE  
Length: 41.75"



2005 V6 Nissan Altima 3.5L

**944439 E.O. No. D-280-100**

Inlet A: WELDED 3-BOLT FLANGE  
Outlet A: 1.965" O.D. PIPE  
Length: 50.25"



2000-98 V6 Audi A6 Quattro 2.8L  
2000-98 V6 Audi A6 2.8L

**944446 E.O. No. D-280-100**

Inlet A: WELDED 2-BOLT FLANGE  
Outlet A: WELDED 4-BOLT FLANGE  
Length: 43.75"



1999-98 V6 Chevrolet Lumina 3.8L

**944452 E.O. No. D-280-100**

Inlet A: 45 DEGREE FLARE  
Outlet A: 2.25" O.D. PIPE  
Length: 23"



2004-99 V6 Chrysler 300M 3.5L  
2001-98 V6 Chrysler Concorde 3.2L  
2004-02 V6 Chrysler Concorde 3.5L  
2001-99 V6 Chrysler LHS 3.5L  
2000-98 V6 Dodge Intrepid 3.2L  
2004-00 V6 Dodge Intrepid 3.5L

**944457 E.O. No. D-280-100**

Inlet A: WELDED 2-BOLT FLANGE  
Outlet A: WELDED 2-BOLT FLANGE  
Length: 13.50"



2002-97 L4 Mitsubishi Mirage 1.5L

**944470 E.O. No. D-280-100**

Inlet A: WELDED 3-BOLT FLANGE  
Outlet A: 2.7" MALE BALL  
Length: 51"



1997 L5 Volvo 850 2.4L

**944476 E.O. No. D-280-100**

Inlet A: WELDED 2-BOLT FLANGE W/ GASKET STUB  
Inlet B: WELDED 2-BOLT FLANGE W/ GASKET STUB  
Outlet A: WELDED 2-BOLT FLANGE W/ GASKET STUB  
Length: 35"



2001-99 V6 Lexus ES300 3.0L  
2004-00 V6 Toyota Avalon 3.0L

**944477 E.O. No. D-280-100**

Inlet A: WELDED 2-BOLT FLANGE  
Outlet A: WELDED 2-BOLT FLANGE W/ GASKET STUB  
Length: 103.50"



2004-00 V6 Toyota Avalon 3.0L

# NUMERICAL LISTINGS

## OBD II DIRECT FIT



OBD II DIRECT FIT

**944481** E.O. No. D-280-100

Inlet A: WELDED 2-BOLT FLANGE  
 Outlet A: WELDED 2-BOLT FLANGE  
 Length: 13.63"



2001-98 L4 Nissan Sentra 2.0L

**944483** E.O. No. D-280-100

Inlet A: WELDED 3-BOLT FLANGE  
 Outlet A: WELDED 3-BOLT FLANGE  
 Length: 34.50"



2003 L4 Saturn Ion 2.2L

**944485** E.O. No. D-280-100

Inlet A: WELDED 2-BOLT FLANGE  
 Inlet B: WELDED 2-BOLT FLANGE  
 Outlet A: WELDED 2-BOLT FLANGE  
 Length: 51.25"



2006-04 V6 Kia Amanti 3.5L

**944492** E.O. No. D-280-100

Inlet A: WELDED 3-BOLT FLANGE  
 Outlet A: WELDED 2-BOLT FLANGE  
 Length: 18"



2004-00 V6 Toyota Tacoma 3.4L

**944504** E.O. No. D-280-100


Inlet A: WELDED 3-BOLT FLANGE  
 Outlet A: WELDED 3-BOLT FLANGE  
 Length: 13.50"



1998-96 L5 Acura TL 2.5L  
 1996 L4 Honda Prelude 2.3L  
 2001-97 L4 Honda Prelude 2.2L

**944539** E.O. No. D-280-100

Inlet A: WELDED 10-BOLT FLANGE  
 Outlet A: WELDED 3-BOLT FLANGE  
 Length: 17.50"



2005-04 L4 Chevrolet Classic 2.2L

**944567**

**E.O. No. D-280-100**

Inlet A: 2.50" FEMALE FLARE  
Inlet B: 2.50" FEMALE FLARE  
Outlet A: 2" O.D. PIPE  
Outlet B: 2" O.D. PIPE  
Length: 54"



1996-95 V12 Jaguar XJ12 6.0L

**944568**

**E.O. No. D-280-100**

Inlet A: LOOSE 2-BOLT FLANGE  
Inlet B: LOOSE 2-BOLT FLANGE  
Outlet A: 2.50" FLAT FLARE  
Length: 31.50"



1996-95 V12 Jaguar XJ12 6.0L

**944569**

**E.O. No. D-280-100**

Inlet A: LOOSE 2-BOLT FLANGE  
Inlet B: LOOSE 2-BOLT FLANGE  
Outlet A: 2.50" FLAT FLARE  
Length: 31.50"



1996-95 V12 Jaguar XJ12 6.0L

**944596**

**E.O. No. D-280-100**

Inlet A: 1.88" I.D. PIPE  
Inlet B: 1.88" I.D. PIPE  
Outlet A: 2" I.D. PIPE  
Length: 23.75"




1996 V6 Chrysler Concorde 3.3L  
1997-96 V6 Dodge Intrepid 3.3L  
1996 V6 Eagle Vision 3.3L

**944611**

**E.O. No. D-280-100**

Inlet A: WELDED 9-BOLT FLANGE W/ SPHERICAL FLARE  
Outlet A: WELDED 2-BOLT FLANGE  
Length: 19"



2005 L4 Kia Rio 1.6L

**944615**

**E.O. No. D-280-100**

Inlet A: WELDED 2-BOLT FLANGE W/ GASKET STUB  
Inlet B: WELDED 2-BOLT FLANGE W/ GASKET STUB  
Outlet A: WELDED 2-BOLT FLANGE  
Length: 46"



2004-03 V8 Infiniti M45 4.5L  
2005-02 V8 Infiniti Q45 4.5L

**944635**

**E.O. No. D-280-100**

Inlet A: LOOSE 2-BOLT FLANGE W/ FEMALE FLARE  
Outlet A: WELDED 2-BOLT FLANGE  
Length: 35"



2002 V6 Chevrolet Tracker 2.5L  
2002-99 V6 Suzuki Grand Vitara 2.5L

**944649**

**E.O. No. D-280-100**

Inlet A: LOOSE 2-BOLT FLANGE W/ FEMALE FLARE  
Outlet A: LOOSE 2-BOLT FLANGE W/ FLAT FLARE  
Length: 13.25"



1997-96 L4 Ford Aspire 1.3L



# NUMERICAL LISTINGS

## OBD II DIRECT FIT



OBD II DIRECT FIT

**944650** E.O. No. D-280-100

Inlet A: WELDED 6-BOLT FLANGE  
 Outlet A: WELDED 2-BOLT FLANGE  
 Length: 13"



2006 L4 Mitsubishi Lancer 2.0L

**944660** E.O. No. D-280-100

Inlet A: WELDED 3-BOLT FLANGE  
 Outlet A: 2.00" O.D. PIPE  
 Length: 49"



2000 V6 Volkswagen Passat 2.8L

**944665** E.O. No. D-280-100

Inlet A: WELDED 3-BOLT FLANGE  
 Outlet A: 2.00" O.D. PIPE  
 Length: 51.50"



2000 V6 Volkswagen Passat 2.8L

**944693** E.O. No. D-280-100

Inlet A: WELDED 2-BOLT FLANGE  
 Outlet A: WELDED 2-BOLT FLANGE  
 Length: 31.38"



2004-00 V6 Toyota Tacoma 3.4L

**944698** E.O. No. D-280-100

Inlet A: WELDED 3-BOLT FLANGE  
 Outlet A: WELDED 2-BOLT FLANGE W/ GASKET STUB  
 Length: 20"



2003 L4 Suzuki Aerio 2.0L

**944701** E.O. No. D-280-100

Inlet A: LOOSE 2-BOLT FLANGE W/ 2" FLAT FLARE  
 Outlet A: LOOSE 2-BOLT FLANGE W/ 2.25" FLAT FLARE  
 Length: 17"



1997-96 L4 Ford Probe 2.0L  
 1997-96 L4 Mazda 626 2.0L  
 1997-96 L4 Mazda MX-6 2.0L

**944766** E.O. No. D-280-100

Inlet A: WELDED 3-BOLT FLANGE  
 Outlet A: WELDED 2-BOLT FLANGE  
 Length: 22.50"



2003 V6 Cadillac CTS 3.2L

**944767**

**E.O. No. D-280-100**

Inlet A: WELDED 3-BOLT FLANGE  
Outlet A: WELDED 2-BOLT FLANGE  
Length: 20.25"



2003 V6 Cadillac CTS 3.2L

**944768**

**E.O. No. D-280-100**

Inlet A: WELDED 3-BOLT FLANGE  
Outlet A: WELDED 2-BOLT FLANGE  
Length: 35.25"



1998-96 L4 Toyota 4Runner 2.7L

**944769**

**E.O. No. D-280-100**

Inlet A: WELDED 2-BOLT FLANGE  
Outlet A: WELDED 2-BOLT FLANGE  
Length: 25"



2006 H4 Subaru Impreza 2.5L

**944795**

**E.O. No. D-280-100**

Inlet A: WELDED 2-BOLT FLANGE  
Outlet A: WELDED 2-BOLT FLANGE  
Length: 18.50"



2003 L4 Mitsubishi Outlander 2.4L

**944800**

**E.O. No. D-280-100**

Inlet A: WELDED 8-BOLT FLANGE  
Outlet A: WELDED 2-BOLT FLANGE  
Length: 20.75"



2000 L6 BMW 323Ci 2.5L  
2000-99 L6 BMW 323i 2.5L  
2000 L6 BMW 328Ci 2.8L  
2000-99 L6 BMW 328i 2.8L

**944801**

**E.O. No. D-280-100**

Inlet A: WELDED 8-BOLT FLANGE  
Outlet A: WELDED 2-BOLT FLANGE  
Length: 29.75"



2000 L6 BMW 323Ci 2.5L  
2000-99 L6 BMW 323i 2.5L  
2000 L6 BMW 328Ci 2.8L  
2000-99 L6 BMW 328i 2.8L

# NUMERICAL LISTINGS

## OBD II DIRECT FIT



OBD II DIRECT FIT

**944806** E.O. No. D-280-100

Inlet A: WELDED 2-BOLT FLANGE  
 Outlet A: 1.88" O.D. PIPE W/ SPHERICAL RING  
 Length: 84"



2006-04 L4 Scion xB 1.5L

**944812** E.O. No. D-280-100

Inlet A: WELDED 3-BOLT FLANGE W/ GASKET STUB  
 Outlet A: WELDED 2-BOLT FLANGE  
 Length: 45.25"



1996-94 L4 Toyota Camry 2.2L

**944821** E.O. No. D-280-100

Inlet A: WELDED 3-BOLT FLANGE  
 Outlet A: WELDED 3-BOLT FLANGE  
 Length: 17.25"



1997-95 V6 Honda Accord 2.7L

**944835** E.O. No. D-280-100

Inlet A: WELDED 2-BOLT FLANGE W/ GASKET STUB  
 Inlet B: WELDED 2-BOLT FLANGE W/ GASKET STUB  
 Outlet A: WELDED 2-BOLT FLANGE W/ GASKET STUB  
 Length: 49"



1997 V6 Lexus ES300 3.0L  
 1997 V6 Toyota Avalon 3.0L  
 2000-97 V6 Toyota Camry 3.0L  
 2000-99 V6 Toyota Solara 3.0L

**944838** E.O. No. D-280-100

Inlet A: LOOSE 2-BOLT FLANGE W/ SPECIAL FLARE  
 Outlet A: WELDED 4-BOLT FLANGE  
 Length: 47"



1996 V6 Buick Regal 3.1L  
 1996 V6 Chevrolet Lumina 3.1L  
 1996 V6 Chevrolet Monte Carlo 3.1L  
 1996 V6 Pontiac Grand Prix 3.1L

**944839** E.O. No. D-280-100

Inlet A: WELDED 2-BOLT FLANGE  
 Outlet A: WELDED 3-BOLT FLANGE  
 Length: 16.63"



2000-99 L4 Honda Civic 1.6L

**944840** E.O. No. D-280-100

Inlet A: WELDED 4-BOLT FLANGE  
 Outlet A: 2.50" I.D. PIPE  
 Length: 26.25"



1999-96 V8 Cadillac DeVille 4.6L  
 1999-96 V8 Cadillac Eldorado 4.6L  
 1997-96 V8 Cadillac Seville 4.6L

**944851** E.O. No. D-280-100

Inlet A: 45 DEGREE FLARE  
 Outlet A: 2.25" O.D. PIPE  
 Length: 44"



2004-99 V6 Chrysler 300M 3.5L  
 2001-98 V6 Chrysler Concorde 3.2L  
 2004-02 V6 Chrysler Concorde 3.5L

**944851 (cont.)**

- 2004-98 V6 Chrysler Concorde 2.7L
- 2001-99 V6 Chrysler LHS 3.5L
- 2000-98 V6 Dodge Intrepid 3.2L
- 2004-00 V6 Dodge Intrepid 3.5L
- 2004-98 V6 Dodge Intrepid 2.7L

**944852 E.O. No. D-280-100**

Inlet A: 45 DEGREE FLARE  
Outlet A: 2.25" O.D. PIPE  
Length: 26"



- 2001-98 V6 Chrysler Concorde 2.7L
- 2001-98 V6 Dodge Intrepid 2.7L

**944855 E.O. No. D-280-100**

Inlet A: WELDED 3-BOLT FLANGE  
Outlet A: WELDED 2-BOLT FLANGE  
Length: 14"



- 1998-97 L4 Hyundai Tiburon 2.0L

**944862 E.O. No. D-280-100**

Inlet A: LOOSE 2-BOLT FLANGE W/ FEMALE FLARE  
Outlet A: WELDED 2-BOLT FLANGE  
Length: 39.50"



- 1996 V6 Buick Skylark 3.1L
- 1996 V6 Chevrolet Beretta 3.1L
- 1996 V6 Chevrolet Corsica 3.1L
- 1996 V6 Oldsmobile Achieva 3.1L
- 1996 V6 Pontiac Grand Am 3.1L

**944870 E.O. No. D-280-100**

Inlet A: LOOSE 2-BOLT FLANGE W/ FEMALE FLARE  
Outlet A: LOOSE 2-BOLT FLANGE W/ FLAT FLARE  
Length: 34"



- 2002-96 V8 Ford Crown Victoria 4.6L
- 2002-96 V8 Lincoln Town Car 4.6L
- 2002-96 V8 Mercury Grand Marquis 4.6L

**944871 E.O. No. D-280-100**

Inlet A: LOOSE 2-BOLT FLANGE W/ FEMALE FLARE  
Outlet A: LOOSE 2-BOLT FLANGE W/ FLAT FLARE  
Length: 32.75"



- 2002-96 V8 Ford Crown Victoria 4.6L
- 2002-96 V8 Lincoln Town Car 4.6L
- 2002-96 V8 Mercury Grand Marquis 4.6L

**944941 E.O. No. D-280-100**

Inlet A: WELDED 3-BOLT FLANGE  
Inlet B: WELDED 3-BOLT FLANGE  
Outlet A: WELDED 2-BOLT FLANGE  
Length: 47.25"



- 1998-96 V6 Infiniti I30 3.0L
- 1998-95 V6 Nissan Maxima 3.0L

# NUMERICAL LISTINGS

## OBD II DIRECT FIT



OBD II DIRECT FIT

**944976**

**E.O. No. D-280-100**

Inlet A: WELDED 3-BOLT FLANGE  
 Inlet B: WELDED 3-BOLT FLANGE  
 Outlet A: WELDED 2-BOLT FLANGE  
 Length: 47.25"




1996-94 V6 Lexus ES300 3.0L  
 1996 V6 Toyota Avalon 3.0L  
 1996-95 V6 Toyota Camry 3.0L

**944977**

**E.O. No. D-280-100**

Inlet A: WELDED 3-BOLT FLANGE  
 Outlet A: WELDED 3-BOLT FLANGE  
 Length: 31.50"



1999-98 V6 Isuzu Hombre 4.3L

**944980**

**E.O. No. D-280-100**

Inlet A: 2-BOLT FLANGE W/ SPHERICAL FLARE  
 Outlet A: 2.15" O.D. PIPE  
 Length: 65"



1997 V8 Mercedes-Benz E420 4.2L  
 1997 V8 Mercedes-Benz S420 4.2L  
 1997 V8 Mercedes-Benz S500 5.0L

**944981**

**E.O. No. D-280-100**

Inlet A: LOOSE 2-BOLT FLANGE W/ SPHERICAL FLARE  
 Outlet A: LOOSE 2-BOLT FLANGE W/ FLAT FLARE  
 Length: 66"



1997 V8 Mercedes-Benz E420 4.2L  
 1997 V8 Mercedes-Benz S420 4.2L  
 1997 V8 Mercedes-Benz S500 5.0L

**945019**

**E.O. No. D-280-100**

Inlet A: WELDED 2-BOLT FLANGE  
 Outlet A: WELDED 2-BOLT FLANGE W/ GASKET STUB  
 Length: 89"



2005-00 L4 Toyota Celica 1.8L

**945062**

**E.O. No. D-280-100**

Inlet A: LOOSE 3-BOLT FLANGE W/ FLARE  
 Outlet A: 1.97" O.D. PIPE  
 Length: 51.38"



2005-04 V8 Audi Allroad Quattro 4.2L

**945063**

**E.O. No. D-280-100**

Inlet A: LOOSE 3-BOLT FLANGE W/ FLARE  
 Outlet A: 1.97" O.D. PIPE  
 Length: 50.50"



2005-04 V8 Audi Allroad Quattro 4.2L

**945157**

**E.O. No. D-280-100**

Inlet A: WELDED 3-BOLT FLANGE  
 Outlet A: WELDED 2-BOLT FLANGE  
 Length: 48"



2002-01 L5 Volvo S60 2.3L  
 2002-01 L5 Volvo S60 2.4L

**945164 E.O. No. D-280-100**

Inlet A: WELDED 6-BOLT FLANGE  
Outlet A: 2.50" O.D. PIPE  
Length: 41.25"



2005-04 V6 Audi TT Quattro 3.2L

**945183 E.O. No. D-280-100**

Inlet A: WELDED 4-BOLT FLANGE  
Outlet A: 1.95" O.D. PIPE  
Length: 44.75"



2004-00 V6 Audi A6 Quattro 2.7L  
2005-01 V6 Audi Allroad Quattro 2.7L

**945184 E.O. No. D-280-100**

Inlet A: WELDED 4-BOLT FLANGE  
Outlet A: 1.95" O.D. PIPE  
Length: 42"



2004-00 V6 Audi A6 Quattro 2.7L  
2005-01 V6 Audi Allroad Quattro 2.7L

**945191 E.O. No. D-280-100**

Inlet A: LOOSE 3-BOLT FLANGE W/ FLARE  
Outlet A: 2.16" O.D. PIPE  
Length: 44.50"



2006-04 V8 Audi S4 4.2L

**945192 E.O. No. D-280-100**

Inlet A: LOOSE 3-BOLT FLANGE W/ FLARE  
Outlet A: 2.16" O.D. PIPE  
Length: 45.50"



2006-04 V8 Audi S4 4.2L

**945198 E.O. No. D-280-100**

Inlet A: WELDED 4-BOLT FLANGE  
Outlet A: 1.97" O.D. PIPE  
Length: 44"



2004-03 V6 Audi A6 Quattro 2.7L  
2005-03 V6 Audi Allroad Quattro 2.7L

**945199 E.O. No. D-280-100**

Inlet A: WELDED 4-BOLT FLANGE  
Outlet A: 1.97" O.D. PIPE  
Length: 43.50"



2004-03 V6 Audi A6 Quattro 2.7L  
2005-03 V6 Audi Allroad Quattro 2.7L

**949027 E.O. No. D-280-100**


Inlet A: WELDED 4-BOLT FLANGE  
Outlet A: 2.085" O.D. PIPE  
Length: 60"



2003-98 V8 Cadillac Seville 4.6L

**949030 E.O. No. D-280-100**

Inlet A: WELDED 3-BOLT FLANGE W/ STUDS  
Outlet A: WELDED 2-BOLT FLANGE  
Length: 24.75"



2002-01 L4 Jeep Wrangler 2.5L

# NUMERICAL LISTINGS

## OBD II DIRECT FIT



OBD II DIRECT FIT

### 949035 E.O. No. D-280-100


Inlet A: WELDED 4-BOLT FLANGE  
 Outlet A: 2.13" O.D. PIPE  
 Length: 64.75"



2003-00 V8 Cadillac DeVille 4.6L  
 2002-01 V6 Oldsmobile Aurora 3.5L  
 2003-01 V8 Oldsmobile Aurora 4.0L

### 949037 E.O. No. D-280-100

Inlet A: 2-BOLT FLANGE W/ GASKET STUB  
 Inlet B: 2-BOLT FLANGE W/ GASKET STUB  
 Outlet A: 2.365" O.D. PIPE  
 Length: 38"



1996-95 L6 Jaguar XJS 4.0L

### 949039 E.O. No. D-280-100

Inlet A: WELDED 4-BOLT FLANGE  
 Outlet A: 2.13" O.D. PIPE  
 Length: 64.75"



2000 V8 Cadillac DeVille 4.6L

### 949041 E.O. No. D-280-100

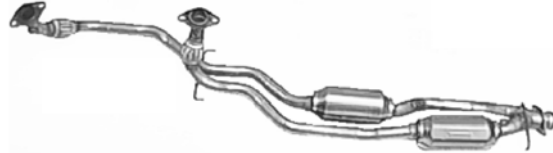
Inlet A: LOOSE 3-BOLT FLANGE W/ 45 DEGREE FLARE  
 Outlet A: WELDED 2-BOLT FLANGE  
 Length: 35.75"



1999 L4 Saab 9-5 2.3L

### 949052 E.O. No. D-280-100

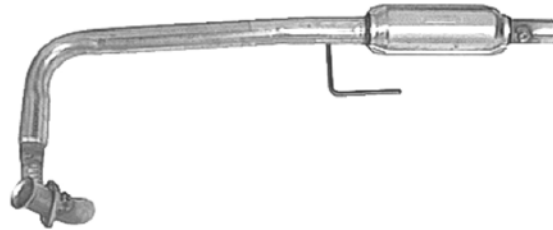
Inlet A: 2-BOLT FLANGE  
 Inlet B: 2-BOLT FLANGE  
 Outlet A: 2-BOLT FLANGE W/ 2.25" MALE BALL  
 Length: 69.25"



1997-96 V6 Saab 900 2.5L

### 949099 E.O. No. D-280-100

Inlet A: LOOSE 2-BOLT FLANGE W/ SPHERICAL FLARE  
 Outlet A: 2.25" O.D. PIPE  
 Length: 47.25"



1998-97 L4 Jeep Wrangler 2.5L

### 949144 E.O. No. D-280-100

Inlet A: WELDED 3-BOLT FLANGE  
 Outlet A: WELDED 2-BOLT FLANGE W/ GASKET STUB  
 Length: 36.13"



2002-01 V6 Ford Ranger 3.0L  
 2003-01 V6 Ford Ranger 4.0L  
 2002-01 V6 Mazda B3000 3.0L  
 2003-01 V6 Mazda B4000 4.0L

### 949181 E.O. No. D-280-100

Inlet A: WELDED 6-BOLT FLANGE  
 Outlet A: 2.16" O.D. PIPE  
 Length: 42.50"



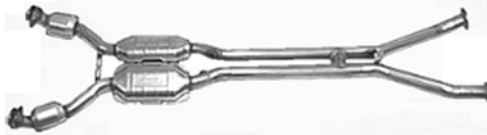
2001-98 L4 Volkswagen Beetle 2.0L  
 2001-99 L4 Volkswagen Cabrio 2.0L

**949181 (cont.)**

2001-99 L4 Volkswagen Golf 2.0L  
2001-99 L4 Volkswagen Jetta 2.0L

**949203 E.O. No. D-280-100**

Inlet A: WELDED 3-BOLT FLANGE W/ FLARE  
Inlet B: WELDED 3-BOLT FLANGE W/ FLARE  
Outlet A: WELDED 2-BOLT FLANGE  
Outlet B: WELDED 2-BOLT FLANGE  
Length: 81.50"



2004-00 V8 Chevrolet Corvette 5.7L

**949225 E.O. No. D-280-100**


Inlet A: WELDED 3-BOLT FLANGE  
Outlet A: WELDED 2-BOLT FLANGE W/ GASKET STUB  
Length: 18.75" (W/ STUDS)



2004 V6 Ford Ranger 3.0L

**949231 E.O. No. D-280-100**

Inlet A: WELDED 3-BOLT FLANGE  
Outlet A: WELDED 2-BOLT FLANGE  
Length: 18.50"



2001-00 L6 Jeep Cherokee 4.0L

**949232**

**E.O. No. D-280-100**

Inlet A: WELDED 3-BOLT FLANGE  
Outlet A: 3" O.D. PIPE  
Length: 61"



2003-01 V6 Lexus RX300 3.0L

**949327 E.O. No. D-280-100**

Inlet A: 2.50" I.D. PIPE  
Outlet A: 2.25" O.D. PIPE  
Length: 21.50"



1997-96 L6 Jeep Cherokee 4.0L  
1998-96 L4 Jeep Cherokee 2.5L

**949904 E.O. No. D-280-100**

Inlet A: WELDED 2-BOLT FLANGE W/ GASKET STUB  
Outlet A: LOOSE 2-BOLT FLANGE W/ FLAT FLARE  
Length: 17.25"



2002-96 V6 Mazda Millenia 2.5L