

PRODUCT CATALOG 2020



**INNOVATION DRIVEN
BY COMPETITION**
BDDIESEL


2-Low Kits.....	36	NEW Sway Bar End Link Dodge.....	52
APPS Noise Isolator Dodge.....	36	Tank Sump Kit.....	49
Banjo Bolt Kits Dodge.....	46	Tapshifters.....	35
Boot Lock Kits.....	21	NEW Throttle Sensitivity Boosters.....	58
Caster Adjuster Kit.....	51	Top Side Draw Kit.....	49
Common Rail Plugs.....	38	Top Speed Eliminator Dodge.....	36
Common Rail Relief Valve Kit.....	41	Torque Converter Dodge Hi5.....	30
Control Arms Dodge.....	50	Torque Converters ProForce/ProForce 3D.....	29
Cool Down Timer.....	14	Track Bars.....	51
Coolant Filter Ford.....	53	Traction Bars Dodge.....	50
Crank Case Vent Filters Ford.....	53	Transmission Billet Shafts.....	30
Diff Covers.....	24	Transmission Build-It Kits.....	28
Dowel Pin Kit (KDP) Dodge.....	53	Transmission Chevy.....	27
Dual Fuel Kits.....	42	Transmission Cooler Bypass Dodge.....	23
EGR Coolers Replacements Ford.....	53	Transmission Cooler Bypass Ford.....	36
Exhaust Brake Converter Lock-Up.....	56	Transmission Coolers.....	23
Exhaust Brakes Electronic.....	55	Transmission Dodge 47/48.....	26
Exhaust Brakes Mechanical.....	54	Transmission Dodge 68RFE.....	25
Exhaust Manifold Chevy 6.6L.....	20	Transmission Dodge 68RFE Big Stack Kits.....	28
Exhaust Manifold Cummins Motor Home 5.9L.....	18	Transmission Dodge 68RFE One Way Clutch.....	27
Exhaust Manifold Dodge 5.9L/6.7L.....	17	Transmission Dodge Solid Shaft.....	30
Exhaust Manifold Dodge T4/T6 5.9L/6.7L.....	17	Transmission Filter Kits.....	32
Exhaust Manifold Ford 6.0L.....	19	Transmission Ford.....	27
Exhaust Manifold Ford 6.4L.....	19	Transmission Oil Pans.....	24
NEW Exhaust Manifold Ford 6.7L.....	19	Transmission Pressure Controls Chevy.....	33
Exhaust Wastegate 45mm.....	16	Transmission Pressure Controls Dodge.....	33
FICM Ford.....	41	Transmission Pressure Controls Ford.....	33
Flex Plates.....	31	Transmission Valve Bodies.....	33
NEW Venom & Flow Max Fuel Pump Kits.....	48	Turbo Blankets.....	14
Frost Plug Plates Dodge.....	53	Turbo Boost Controls.....	14
Fuel Distribution Blocks Dodge.....	49	Turbo Chevy Screamer 6.6L.....	13
Fuel Filter Remote Chevy.....	49	Turbo Chevy Stock Replacement.....	12
Fuel Heaters.....	48	Turbo Chevy Supermax.....	12
Fuel Pumps CP3 Chevy.....	45	Turbo Compressor Cover Flange Kits.....	16
Fuel Pumps CP3/VP44 Dodge.....	43	Turbo Dodge 16cm Turbine Housing.....	16
Fuel Pumps P7100/VE Dodge.....	44	Turbo Dodge Cobra Twin 5.9L/6.7L.....	8
Fuel Pumps P7100/VE Upgrade Kits.....	45	Turbo Dodge Howler VGT 5.9L (NEW).....	6
Fuel Tank Cap Dodge.....	53	Turbo Dodge Iron Horn 5.9L/6.7L.....	7
High Idle Kits.....	57	Turbo Dodge Rumble B 5.9L/6.7L.....	8
Injector ISB Feed Tubes.....	41	Turbo Dodge Screamer 6.7L.....	5
Injectors Chevy.....	39	Turbo Dodge Stock Replacement 5.9L/6.7L.....	4
Injectors Dodge.....	38	Turbo Dodge Super B 5.9L.....	4
Injectors Ford.....	41	Turbo Dodge Super B 5.9L Twin.....	4
NEW Injector Sets - Premium.....	40	Turbo Flange Adapters.....	15
Intake Elbow Dodge 5.9L/6.7L.....	21	Turbo Flexible Oil Drains.....	16
Intake Elbow Ford 6.0L/6.4L.....	21	Turbo Ford Compressor Wheel 7.3L.....	15
Intake Hoses & Clamps.....	22	Turbo Ford Scorpion 6.7L.....	11
Intake Open Grid Dodge 6.7L.....	21	Turbo Ford Screamer 6.0L.....	10
Intercooler Replacement Pipe Dodge 5.9L/6.7L.....	21	Turbo Ford Screamer 6.4L.....	9
Intercoolers.....	22	NEW Turbo Ford Screamer 6.7L.....	9
Low Fuel Pressure Alarm Kits Dodge.....	47	Turbo Ford Stock Replacement.....	12
Low Fuel Pressure Alarm Kits Ford.....	41	Turbo Ford Turbine Housing 7.3L.....	15
Manual Transmission Short Shift Dodge.....	36	Turbo Ford Turbo Thruster 7.3L.....	11
Monster Line Kit.....	49	Turbo Hot Pipe Adapters.....	15
Overdrive Lock Out Dodge.....	36	Turbo HY35 X-Hook.....	14
PMD Relocation Chevy.....	47	Uppipes Chevy 6.6L.....	18
Positive Air Shutdown.....	54	NEW Uppipes Ford 6.0L.....	20
Staging Limiter.....	57	Uppipes Ford 6.4L.....	19
Stealth Cover VP44 Dodge.....	47	Uppipes Ford 7.3L.....	20
Steering Box Stabilizers Dodge.....	50	Valve Covers.....	24
Stop/Start Disable Ford.....	57		

Unless displaying a C.A.R.B. EO number, performance products in this catalog may not be sold into the state of California or installed onto licensed California vehicles. Consult price list or website for further classification of each product. Any manufacturers parts numbers or reproduced logos are for reference only and are not to imply any relations. Part numbers, descriptions and model years are subject to change – consult price books and/or website for most up to date listings. Some part numbers may be restricted by EPA and not available in the USA. Pictures may not exactly represent product or applicable to all vehicle applications, and, should be considered as reference only.

AFFILIATED WITH



PERFORMANCE TURBO LINES



BD Diesel parts have a level of precision and quality that goes above and beyond the competition. Whether hauling that heavy load, cruising down the highway, or launching down the quarter mile, BD has a turbo solution that will work for you. See below to find the product that best fits your performance or application goals.

DODGE		COMP WHEEL	HORSEPOWER	TOW	STREET	RACE	
IRON HORN	2003-2018	S363	550	✓			
		S364	600	✓	✓		
		S366	650		✓	✓	
		S369	700		✓	✓	
SCREAMER	2008-2018	64.5mm VGT	690	✓	✓	✓	
HOWLER VGT	2003-2007	60mm VGT	575	✓	✓		
		64.5mm VGT	675		✓	✓	
RUMBLE B	2003-2016	S361	500	✓	✓		
		S363	550	✓	✓		
		S364	600		✓	✓	
		S366	650		✓	✓	
		S369	675			✓	✓
		S476	700			✓	✓
COBRA	2003-2018	S476	800	✓	✓	✓	
		S480	1000		✓	✓	
		S486	1100		✓	✓	
		S488	1200		✓	✓	
FORD		COMP WHEEL	HORSEPOWER	TOW	STREET	RACE	
SCREAMER	2003-2007 6.0L STAGE1	61mm	425	✓	✓		
	2003-2007 6.0L STAGE2	63mm	500		✓	✓	
	2008-2010 6.4L	58.5mm/73mm	750	✓	✓	✓	
	2011-2014 6.7L STAGE1	61mm VGT	500	✓	✓		
	2011-2014 6.7L STAGE2	64mm VGT	650	✓	✓	✓	
	2015-2016 6.7L	64mm VGT	650	✓	✓	✓	
SCORPION	2011-2016 6.7L	64mm VGT	650	✓	✓	✓	
		S363	500	✓	✓		
		S364.5	550	✓	✓		
		S366	600		✓		
		S369	625			✓	✓
THRUSTER	1994-1998 7.3L 1999-2003 7.3L	S467	650			✓	
		66mm	525		✓	✓	
DURAMAX	2004.5-2010 LLY/LBZ/LMM 2011-2016 LML	66mm	525		✓	✓	
		COMP WHEEL	HORSEPOWER	TOW	STREET	RACE	
SCREAMER	2004.5-2010 LLY/LBZ/LMM 2011-2016 LML	65mm VGT	690	✓	✓	✓	
		64mm VGT	650	✓	✓	✓	
SUPERMAX	2001-2004	S364	600	✓	✓	✓	
		S366	650	✓	✓	✓	
		S369	700	✓	✓	✓	

SX-E POWERED SINGLE TURBO KITS

1994-2002 DODGE 5.9L

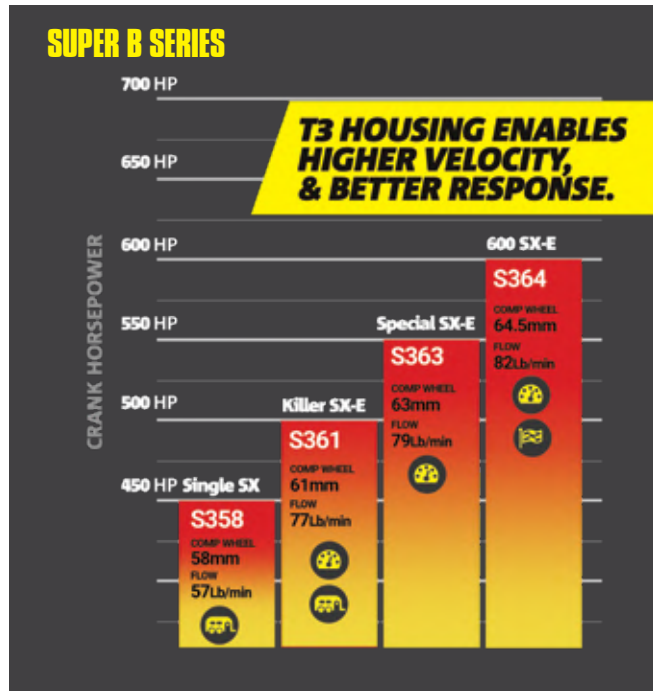
Our Dodge 5.9L Single Turbo kits have been the choice for a complete, easy bolt-on performance replacement for your OEM turbo, giving you more power, response and reliability. All kits come with everything you need to allow for an easy install. Now get these kits with BorgWarner SX-E turbo options and expect even more.

The SX-E line was designed from the ground up for performance. Larger blade surface allows the SX-E models to spool quicker, flow more, and be more efficient with a smaller inducer size. A BD industry first, the SX-E turbos are waste-gated to mount on stock T3 manifolds. T3 style housing and manifolds create a higher velocity speed and better turbo response for these power ranges.

These SX-E turbos utilize enhanced, lighter, high strength FMW Forged Milled Wheels, which increases turbocharger life, pressure ratio, and turbo response compared to a

HEAVY SPRING WASTEGATED TURBOS

DODGE 5.9L
1994-2002



SUPER B SX-E KITS				KILLER	SPECIAL	600
				S361SX-E	S363SX-E	S364.5SX-E
1994-2002 5.9L	Dodge	(73)	Wastegated Turbo, HX40 Downpipe, V-Band Clamp, Band Clamp	1045265	1045260	1045250
TURBINE WHEEL				76 mm	76 mm	80mm
FLANGE SIZE				T3	T3	T3
A/R RATIO				0.80	0.80	0.80

SUPER B S358 SX KITS						
1994-2002	Dodge	(73)	Wastegated Turbo, HX40 Downpipe, V-Band Clamp, Band Clamp			1045220
2003-2004 305hp	Dodge	(73)	Wastegated Turbo, Cast Outlet Elbow, V-Band Clamps, Heat Wrap			1045230
2004.5-2007 5.9L 325hp	Dodge	(6) (73)	Wastegated Turbo, Cast Outlet Elbow, Downpipe, V-Band Clamps, Wastegate Follower, Heat Wrap			1045235



TURBINE WHEEL	74 mm
FLANGE SIZE	T3
A/R RATIO	0.80

DODGE STOCK REPLACEMENT EXCHANGE TURBOS

**REMANUFACTURED
TO NEW FACTORY
STANDARDS**

**6.7
CUMMINS**

**5.9
CUMMINS**

DODGE 1988-2015 CUMMINS	REMAN	REMAN PERFORMANCE	CORE
1988-1990 5.9L	(1) 3526739-B	(1) (121) 3526739-MT	☑
1991-1993 5.9L	(1) 3531696-B	(1) (121) 3531696-MT	☑
1994-1995 5.9L	(1) 3539911-B	(1) (121) 3539911-MT	☑
1996-1998 5.9L 12-valve Auto-matic Trans	(1) 3539369-B	(1) (121) 3539369-MT	☑
1996-1998 5.9L 12-valve Manual Trans	(1) 3539373-B	(1) (121) 3539373-MT	☑
1998.5 5.9L 24-valve	(1) 3539343-B	(1) (121) 3539343-MT	☑
1999 5.9L HX35 Automatic Trans	(1) 3590104-B	(1) (121) 3590104-MT	☑
2000-2002 5.9L HY35 Automatic Trans	(1) 4036239-B	(1) (121) 4036239-MT	☑
1999-2002 5.9L HX35 Manual Trans	(1) 3592766-B	(1) (121) 3592766-MT	☑
2003-2004 5.9L HY35W	(1) 4035044-B	(1) (121) 4035044-MT	☑
2004.5-2007 5.9L 325HP HY35/HE351CW	(1) 4043600-B		☑
NEW 2007.5-2012 6.7L HE351 Pick-up	(140) (211) (259) 1045775		☑
2013-2018 6.7L HE300VG Pick-up	(140) (211) (258) (259) 1045778		☑
2013-2018 6.7L HE300VG Cab-Chassis	(140) (211) 1045779		☑

NOTES: (1) Verify turbo number on vehicle before ordering
(6) 2005 model year with plastic intercooler tanks requires intercooler with metal tanks
(73) Turbo mount exhaust brake cannot be installed with this kit
- use remote mount exhaust brake

(140) Instructions included to ship core(s) back free of charge
(121) Modified performance turbocharger units to give better response and horsepower gains to engines with mild performance modifications
(211) The Speed Sensor typically is not needed to be replaced during remove and reinstall, and, is not included with this turbo

(258) Fits 2500/3500 Models, see 1045779 for Cab & Chassis Model
(259) Fits 2500/3500/4500/5500 P/U and C&C models



SUPER B & TRACK MASTER RT TWIN TURBO KITS

1994-2002 DODGE 5.9L

- Compound S300 and S400 turbochargers
- Extended tip compressor wheel technology
- High CFM yielding high power with low EGTs
- Quick, low-rpm response
- Broad power curve across the entire engine's rpm range
- Enough flow to support over 850hp!
- Great for towing and competition

SUPER B TWIN KITS (RT575)			RT575 650 HP	
1045310	1994-1998 5.9L 12-valve	Dodge	82.30 LBS/MN	
1045320	1998-2002 5.9L 24-valve	Dodge	Low Press 66 mm	
			High Press 58 mm	
RT700 TWIN KITS			RT700 750 HP	
1045410	1994-1998 5.9L 12-valve	Dodge	102 LBS/MN	
1045420	1998-2002 5.9L 24-valve	Dodge	Low Press 72mm SX-E	
			High Press 58 mm	

CLEAN & MEAN

DODGE SCREAMER 6.7L

2007.5 - 2012 HE351VE / 2013 - 2018 HE300VG

HE351
1045770

A drop-in stock installation, stock looking replacement that is anything but stock! The Screamer Turbo's larger Ballistic Billet compressor wheel and our new exclusive Low Moment of Inertia (MOI) Quick Spool Turbine (QST) result in reduced backpressure, quicker response, increased efficiency and increased turbine flow compared to the competition.

This results in increased maximum potential power output, right up to 690 horsepower with performance modifications. No extra parts to install, just drop-in and enjoy the extra power potential.

- Drops in to the stock location.
- Can support up to 690HP at crank with additional performance mods**.
- Utilizes a brand new Holset VGT actuator.
- New Ballistic 64.5mm 7+7 blade compressor wheel and a new 70mm 12 blade turbine.
- VSR high speed balanced

HE300VG
1045771

Dodge 2007.5-2018 6.7L		CORE
1045770	(170)(210)(211)	2007.5-2012 <input type="checkbox"/>
1045771	(170)(210)(211)	2013-2018 <input checked="" type="checkbox"/>



100HP GAIN OVER STOCK

* with tuner + injectors
** 90hp injectors, bullydog tuning



CLEAN & MEAN

In addition to our HE300VG Screamer's other benefits, it's now a member of that select group of diesel turbos that are EPA and C.A.R.B. compliant! Enjoy additional performance and reliability in a drop-in package that is also 50-State Legal!

QUICK SPOOL TECHNOLOGY

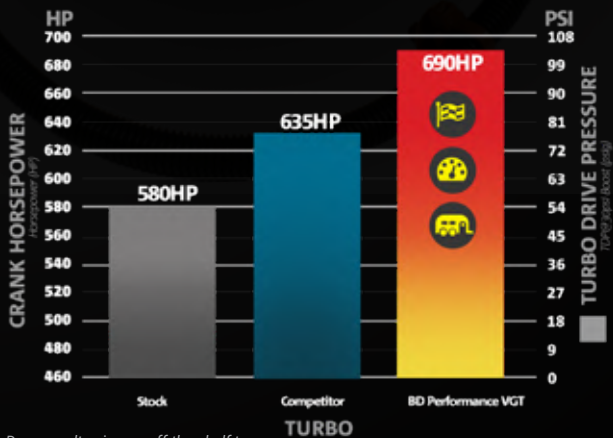


BD uses advanced manufacturing techniques, to reduce maximum overall weight of the turbine wheel. This lighter wheel has a lower MOI (Moment Of Inertia) which results in greater responsiveness in turbo spool performance.



JUST COMPARE

The performance of BD's Screamer exceeds the competition in both horsepower and reduction in turbo drive pressure.



Dyno result using an off-the-shelf tuner.

NOTES: (121) Modified performance turbocharger units to give better response and horsepower gains to engines with mild performance modifications
(177) Warning: Some tuning programs may restrict vane opening position which can cause high drive pressures and may lead to turbocharger over speed failure (non-warrantable). Use caution with custom tuning that alters turbo vane position to increase wheel speed.

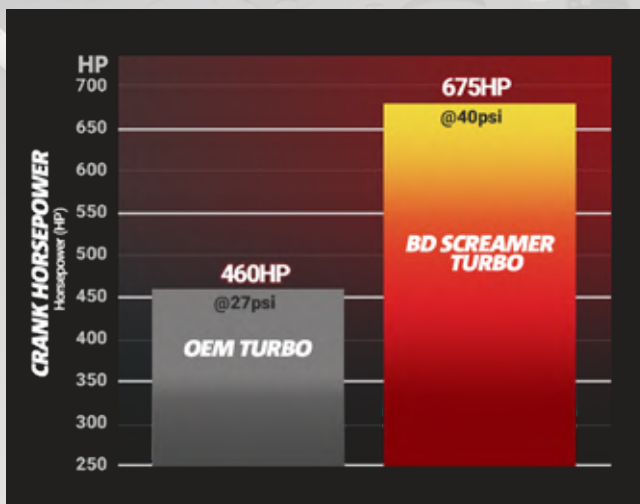
(210) For pick-up models only. Cab & Chassis cores returned for credit will not be accepted.
(211) The Speed Sensor typically is not needed to be replaced during remove and reinstall, and, is not included with this turbo

- Refundable core charges apply

2003-2007 DODGE 5.9L

HOWLER

VGT



HOWLER VGT DODGE 2003-2007 5.9L

1047140	Screamer Turbo Kit w/Install and Controller	(218)(255)	Dodge
1047139	Stock Turbo Kit w/Install and Controller	(218)(255)	Dodge
1047136	Install Kit Only w/Controller	(218)(255)	Dodge
1047135	Controller Module Kit Only	(255)	Dodge

HOWLER VARIABLE GEOMETRY TURBO KIT

2003-2007 DODGE 5.9L

Considering a performance turbo or exhaust brake? Get both with the BD Howler VGT kit for common rail Dodge 5.9L trucks. Enjoy the drivability a modern VGT turbo has offer. Strong exhaust brake rivals butterfly valve type brakes and generates up to 65psi EBP across a wide rpm band. Comes with full install kit including turbo, BD manifold, plug and play controller kit, and all necessary fittings for a straightforward installation

- Integrated exhaust brake control with included toggle switch
- High-performance thick-walled exhaust manifold included
- Faster spool up than conventional turbo
- VSR high speed balanced
- Plug & Play VGT controller kit with wiring harness
- Control module monitors sensor inputs and controls vanes for optimal spool up
- Turbocharger wheel speed control prevents overspeed
- Commanded boost based on throttle position to maximize cruising fuel economy
- Built in safety defaults the vanes open if erroneous sensor data received
- Kit includes all necessary hardware to install
- Factory looking fit and finish
- Does not need OBD port connection
- No core charge

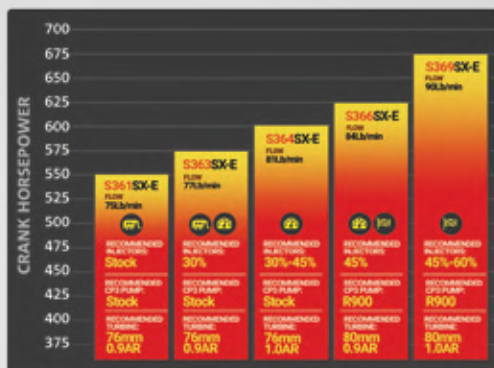
NOTES: (218) 2003 to 2004 model year (305HP output) Dodge Ram 2500/3500 with HY35 turbocharger will require a 2004.5-2007 style aftermarket downpipe such as Flo Pro part number 20811 (255) 2003-2005 pick-ups do not maintain torque converter lockup on deceleration - suggest 1030395 Torqloc to improve exhaust brake performance



BD's Iron Horn kits pair Borg Warner S300 SX-E's with BD high performance T4 divided manifolds. Engineered to give optimal performance while reducing EGT's and high drive pressures in a clean looking, easy to install drop-in kit. The BW SX-E turbo is designed for performance with a 360 thrust bearing and high flow compressor and turbine wheels. High strength FMW Forged Milled Wheels are lighter and stronger to withstand higher wheel speeds.

5.9L IRON HORN 2003-2007 DODGE 5.9L

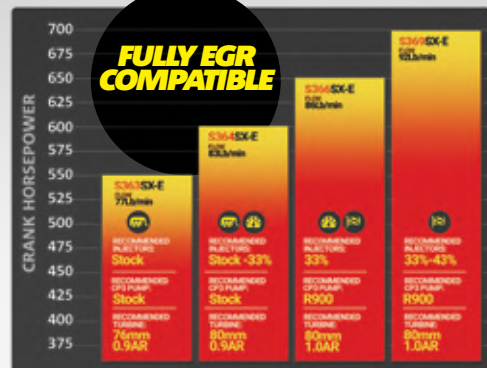
- Increase airflow for more power, response, and reliability.
- Utilizes high flow T4 turbine housing.
- Includes BD's Performance 2 piece divided T4 5.9L exhaust manifold and gaskets.
- No extra piping required, it drops in place for an easy, clean install.
- Number of configurations to match your performance level up to 675hp.



DODGE 2003-2007 5.9L (73) (205) (218)			
MODEL	TURBINE	AR	PART NO
S361SX-E	76mm	0.91	1045170*
S363SX-E	76mm	0.91	1045172
	80mm	0.91	1045173
S364.5SX-E	76mm	0.91	1045171
	76mm	1.00	1045169
S366SX-E	80mm	0.91	1045174
	80mm	1.00	1045175
S366SX-E	80mm	0.91	1045176
	80mm	1.00	1045177
S369SX-E	80mm	0.91	1045178
	80mm	1.00	1045179

6.7L IRON HORN 2007.5-2018 DODGE 6.7L

- Perfect for those looking to remove their VGT without breaking the bank.
- Increase airflow for more power, response, and reliability.
- Utilizes high flow T4 turbine housing.
- Includes BD's Performance 2 piece divided T4 6.7L exhaust manifold and gaskets.
- No extra piping required, it drops in place for an easy, clean install.



DODGE 2007.5-2018 6.7L (182) (183)			
MODEL	TURBINE	AR	PART NO
S361SX-E	76mm	0.91	1045292
S363SX-E	76mm	0.91	1045293
	80mm	0.91	1045294*
S364.5SX-E	80mm	0.91	1045295
	80mm	1.00	1045296
S366SX-E	80mm	0.91	1045297
	80mm	1.00	1045298
S369SX-E	80mm	0.91	1045298
	80mm	1.00	1045299

* Recommended for stock OE Turbo replacement

NOTES: (73) Turbo mount exhaust brake cannot be installed with this kit - use remote mount exhaust brake
 (182) Air intake kits may need alteration other than K&N kit and OEM intake systems
 (183) Tuner or programmer required to bypass VGT functions and codes

(205) Aftermarket air intake kits may need alteration
 (218) 2003 to 2004 model year (305HP output) Dodge Ram 2500/3500 with HY35 turbocharger will require a 2004.5/2007 style aftermarket downpipe such as Flo Pro part number 20811

RUMBLE B TURBO KIT

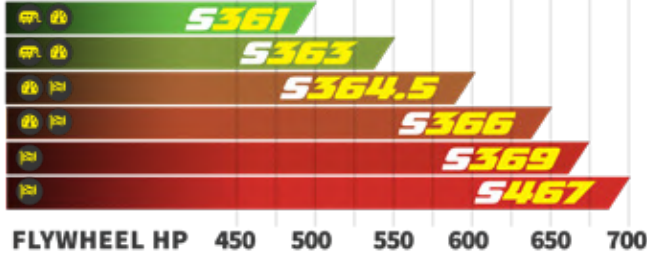
2003-2007 DODGE 5.9L / 2007-2018 DODGE 6.7L

Performance without compromise. The Rumble B single turbo kit is designed to maximize the flow to and from the turbocharger to significantly improve turbo response, EGT's and total horsepower. The Wastegate ready T4 manifold is 100% divided for pulse flow exhaust energy.

- Full range of turbos out performs modified Holset turbos and other "add a turbo" kits.
- Exclusive BD T4 wastegate ready exhaust manifold** with pulse technology
- With S467 option supports dyno proven 650 engine HP with 90HP 6.7L injectors. Requires race tune.
- Custom cold air intake supplies cool air, adds up to 30 more HP. Exclusive BD Velocity Stack 8" OD Serviceable Air Filter outperforms the competition
- Efficient and exclusive large single piece 90° outlet turbocharger gives higher CFM with lower losses compared to equivalent multi piece compressor covers
- Kit includes custom formed silicone coolant hose, and all supported hardware guaranteed to give you the O.E. look and finish and seamless install!



5.9 CUMMINS **6.7 CUMMINS**



2ND GEN UPGRADE! | UP TO 700HP*

COMPLETE RUMBLE B TURBO KITS							
		S361SX-E	S363SX-E	S364.5SX-E	S366SX-E	S369SX-E	S467SX
2003-2007 5.9L	Dodge	1045720 (203)	1045719 (203)	1045718 (203)	1045717 (203)	1045716 (203)	1045710 (62)
2007.5-2009 6.7L	Dodge	1045735	1045734	1045733	1045732	1045731	1045725 (62)
2010-2012 6.7L	Dodge	1045750	1045749	1045748	1045747	1045746	1045740 (62)
2013-2018 6.7L	Dodge			1045754	1045753	1045752	1045751 (62)

RUMBLE B INSTALL KITS ONLY			
		S300SX-E	S400SX
2003-2007 5.9L	Dodge	1045707	1045703
2007.5-2009 6.7L	Dodge	1045705	1045701
2010-2012 6.7L	Dodge	1045706	1045702
2013-2018 6.7L	Dodge	1045708	1045704

COBRA TWIN TURBO KIT

2003-2018 DODGE 5.9L/6.7L

- BorgWarner matched twin turbos
- 5" Cast turbine outlet widened for maximum flow
- Split flow T6 cast connection provides even flow to twin volute turbine housing
- Wastegate ready exhaust manifold*
- Cold air intake protects from hot engine bay temps
- Velocity stacked washable air filter and filter shroud
- Custom coolant tube and formed silicone hose
- Twin volute divided hot pipe

*Machined for use with 45mm Hyper Gate or Turbo Smart

COMPLETE COBRA COMPOUNDED TURBO KITS (201)						
		Primary / Secondary	S476SX-E / S361SX-E	S480SX-E / S364.5SX-E	S486BD / S366SX-E	S488SX-E / S467SX
2003-2007 5.9L	Dodge		1045780	1045783	1045794	1045793
2007.5-2009 6.7L	Dodge		1045781	1045784	1045786	1045791
2010-2012 6.7L	Dodge		1045782	1045785	1045787	1045792
2013-2018 6.7L	Dodge		1045795	1045796	1045797	1045798


COBRA INSTALL KITS ONLY (201)			
		S300SX-E Secondary	S400SX Secondary
2003-2009 5.9L/6.7L	Dodge	1045764	1045760
2010-2012 6.7L	Dodge	1045765	1045762
2013-2018 6.7L	Dodge	1045766	1045763



5.9 CUMMINS **6.7 CUMMINS**



INCLUDED: Same as above with the exceptions of turbos



COBRA HEAD FOR MAXIMUM FLOW
Ultra-close radius bend allows maximum flow with no restriction.



SPLIT FLOW CAST CONNECTION
Provides even flow to twin volute turbine housing for quick response.



BETTER ENGINEERED
Custom mounting tray, retains A/C, & no shock tower modification.

NOTE: (62) A/R Ratios are suited for non-wastegated applications. Over boosting/speeding turbos will result in non-warrantable failures. External wastegate fitted to exhaust manifold optional.

(201) 2003-2012 Trucks that have stock intercooler with a 3.0-inch inlet require 3.0-inch to 3.5-inch boot and clamp (PN 1453221 & 1405211)
(203) 2003-04 model years will need a 2004.5-07 down pipe (FLOPRO 20811/50811).

* Requires race tune
**Machined for use with 45mm Hyper Gate or Turbo Smart

SCREAMERS

MAKE SOME NOISE!



FORD SCREAMER **NEW** 2015-19 FORD 6.7L

Drop-in stock-appearing turbo that utilizes modern turbo technology. The custom mixed flow turbine (MFT) wheel with a large 65mm exducer offers increased airflow without compromising on low end response.

- No tuning required and does not set engine codes
- 64.0mm Billet compressor wheel
- Large 65mm "mixed flow" turbine wheel increases turbine flow and retains efficiency
- Up to 81lb/min of airflow
- More boost, lower drive pressure, and lower EGT's

FORD 6.7L SCREAMER					
1045827	(254)	2017-2019			Ford
1045828		2015-2016			Ford



GT37 RETRO SCREAMER 2011-14 FORD 6.7L

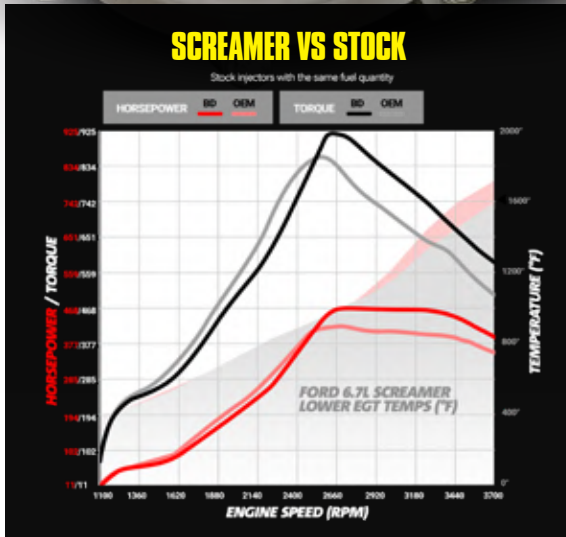
Replace the petite GT32 turbo on the 2011-2014 Ford 6.7L with the Retro Screamer. Kit includes a BD custom cast turbine housing, backing plate, compressor cover, and pedestal.

- Solve the common Ford Single Sequential Turbocharger (SST) failure
- Replaced with larger GT37 model
- Quick install time
- Fix the turbo problem once and for all
- Stock replacement & Screamer turbo options available
- Everything included, no extra pieces required

2011-2014 6.7L PICK-UP / 2011-2015 CAB & CHASSIS W/GT32					
1045824	(253)	Retro Screamer Stage 1			Ford
1045825	(253)	Retro Screamer Stage 2			Ford

STAGE 1: 61mm compressor wheel (Below 500hp)

STAGE 2: 64mm compressor wheel (Above 500hp)




FORD 6.4L SCREAMER TWIN TURBOS

- Upgraded twin turbo system
- Low EGT's with more than a 100hp increase
- Higher flow larger billet compressor wheels
- New design compressor housing
- 4-inch intake velocity stack for increased flow
- Custom intake system
- Support/cool 600hp-750hp
- Stock exchange BorgWarner turbos also available

	COMP WHEEL INDUCER	
	PRIMARY	SECONDARY
STOCK	61.5 mm	54.5 mm
BD	73.0 mm	58.5 mm
UPGRADED CFM	1400	
UPGRADED HP	600-750	

FORD 2008 - 2010 6.4L POWER STROKE				CORE
1047080	(140)			Twin Turbo w/Air Intake <input checked="" type="checkbox"/>
1047081	(140)			Twin Turbo w/o Air Intake <input checked="" type="checkbox"/>



NOTES: (140) Instructions included to ship core(s) back free of charge
 (253) Tuner with emissions compliant engine calibration required
 (254) Cab & Chassis models require an emissions compliant engine calibration
 - Refundable core charges apply

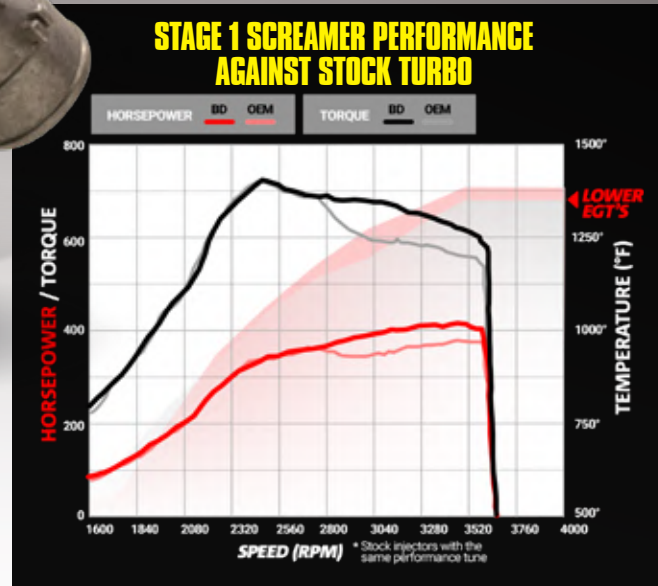
SCREAMERS

MAKE SOME NOISE!



FORD 6.0L SCREAMER

- Stock appearing direct drop-in
- 10-Blade turbine wheel, taller vanes and larger 66.45mm exducer / 72.5mm inducer
- Keeps exhaust vanes in an efficient zone for improved turbine performance
- Full blade compressor wheel amplifies the 6.0L turbo noise with aftermarket air box
- Outperforms the Garrett Powermax turbo
- VSR high speed balanced
- Compatible with all tuning such as H&S, Bullydog, SCT and others



FORD 3.5L ECOBOOST SCREAMER

- Drops in to the stock location
- Support up to 35% more air, 29 lbs/min
- Up to 450 HP with appropriate tune
- 1047602 Replaces OE Part numbers: DL3E6C879AA, DL3E6C879AD, DL3E6C879AE, DL3E6C879AF, DL3Z6K682A, DL3Z6K682E
- 1047603 Replaces OE Part numbers: DL3E6K682AA, DL3E6K682AC, DL3E6K682AD, DL3E6K682AE, DL3E6K682AF, DL3Z6K682B, DL3Z6K682F
- 1047606 Replaces OE Part numbers: BL3E9G438UA, BL3Z6K682C, CL3E6K682A, CL3Z6K682C
- 1047607 Replaces OE Part numbers: BL3E9G438VA, BL3Z6K682D, CL3E6K682B, CL3Z6K682D

FORD 3.0L ECOBOOST (240) (245) (246)		CORE
1047602	2013-2016 F-150 Left Side	
1047603	2013-2016 F-150 Right Side	
1047606	2011-2012 F-150 Left Side	
1047607	2011-2012 F-150 Right Side	



NOTES: (204) Recommend 50hp or 90hp injectors with modified tuning
 (240) 2011-2012 Turbochargers have an integrated BOV / 2013-2016 turbochargers have an external BOV
 (245) No applicable horse power increases for Raptor version pick-ups
 (246) Recommended to replace both left and right side at the same time when upgrading to Screamer turbos

- Refundable core charges apply

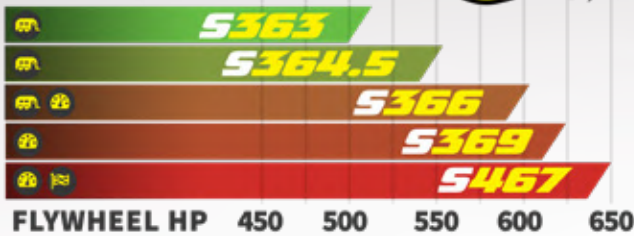
EVEN MORE STING

SCORPION TURBO KIT

2011-16 FORD 6.7L

The BD exclusive components of the new Scorpion Kit work optimally together for performance and reliability gains from stock into the 500-650HP range with a fuel delivery upgrade. Power when you need it.

- BD compressor cover with 90° outlet.
- BD high performance T4 flanged manifold, stainless heatshield & crossover tube.
- BD billet aluminum pedestal block with oil drain & feed. BD high strength A356 aluminum intake horns. BD high strength A356 Y intake with meth, NOS or boost pressure sensor bosses has optimal flow path over welded flange designs.
- BD custom 4" cold air intake with 8" OD high-flow velocity stacked washable filter. BD complete high flow aluminized 4" downpipe.
- BD cold air charge tubes, 3.5" intercooler to intake with pressure sensor provision.
- 550 to 650HP with fuel system upgrades!



	S363SX-E	S364.5SX-E	S366SX-E	S369SX-E	S467SX	
2011-2016 6.7L F250/F350	✓	✓	✓	✓	✓	Turbo, Passenger Side Exhaust Manifold, Crossover Pipe, Down Pipe, Pedestal, Intercooler Piping, Cast Intake Y, Intake Horns, Air Box, Washable Air Filter, Clamps, Hoses, Gaskets, Oil Drain and Hardware
Ford (118) (146)	1045804	1045803	1045802	1045801	1045800	

FORD 7.3L POWERSTROKE TURBO THRUSTER II

- BD designed thrust collar and back plate
- BD designed sintered brass 360-degree 6-pad thrust bearing
- Reduced heat build-up and increased bearing durability
- Billet Ballistic compressor wheel
- BD's Heavy Duty Waste Gate
- Reduced exhaust temperatures and smoke levels
- No surging
- GTP38 turbochargers are serviceable and come with a new oil resistant intake hose and clamp
- Great fit for off-road, street and highway applications!



John Todd design. BD Diesel built.

CORE			
1047500	✓	1994-1998 7.3L TP38	Ford
1047511 (99) (107)	✓	1999.5-2003 7.3L GTP38	Ford

CFM/HP	COMP WHEEL
1050 / 525	63.5 mm 2.50 in
A/R	TURBINE WHEEL
1.00	68 mm 2.68 in



NOTES: (99) CARB EO No. D-553-2
 (107) Will not work on early 1999 PowerStrokes (build date 03/21/99 and earlier)
 (118) Requires tuner with special programming due to VGT removal. EZ Lynk tuned by PPEI, or SCT (custom tuned)
 (146) 2015-up model years require 1045805 application kit
 - Refundable core charges apply

FORD STOCK REPLACEMENT EXCHANGE TURBOS

FORD 1992.5 - 2003 7.3L POWER STROKE				CORE
466533-9001-B	(1)	1992.5-1994 7.3L IDI		<input checked="" type="checkbox"/>
466533-9001-MT	(1) (121)	1992.5-1994 7.3L IDI Modified		<input checked="" type="checkbox"/>
468485-9004-B	(1)	1994-1998.5 7.3L DI TP38 Pick-up w/o Pedestal		<input checked="" type="checkbox"/>
468488-9003-B	(1)	1994-1998.5 7.3L DI TP38 Pedestal		<input checked="" type="checkbox"/>
471128-9010-B	(1)	1998.5-1999.5 7.3L DI GTP38 Pick-up w/o Pedestal		<input checked="" type="checkbox"/>
702650-9005-B	(1)	1998.5-1999.5 7.3L DI GTP38 Pick-up c/w Pedestal		<input checked="" type="checkbox"/>
471131-9008-B	(1)	1998.5-1999.5 7.3L DI GTP38 Van w/o Pedestal		<input checked="" type="checkbox"/>
702651-9001-B	(1)	1998.5-1999.5 7.3L DI GTP38 Van c/w Pedestal		<input checked="" type="checkbox"/>
451747-9014-B	(1)	1998.5-1999.5 7.3L DI GTP38 Pedestal		<input checked="" type="checkbox"/>
702011-9011-B	(1)	1999.5-2003 7.3L DI GTP38 Pick-up w/o Pedestal		<input checked="" type="checkbox"/>
702012-9012-B	(1)	1999.5-2003 7.3L DI GTP38 Pick-up c/w Pedestal		<input checked="" type="checkbox"/>
702013-9010-B	(1)	1999.5-2003 7.3L DI GTP38 Van w/o Pedestal		<input checked="" type="checkbox"/>
702014-9017-B	(1)	1999.5-2003 7.3L DI GTP38 Van c/w Pedestal		<input checked="" type="checkbox"/>
701803-9006-B	(1)	1999.5-2003 7.3L DI GTP38 Pedestal		<input checked="" type="checkbox"/>

Garrett

FORD 2003 - 2007 6.0L POWER STROKE				CORE
725390-5006	(1) (197)	2003 6.0L		
743250-5024	(1) (197)	2004-2005.5 6.0L		
743250-5025	(1) (197)	2005.5-2007 6.0L		

BorgWarner Turbo Systems

FORD 2008 - 2010 6.4L POWER STROKE				CORE
179514-B	(140)	Complete Twin Turbo Assembly		<input checked="" type="checkbox"/>



DURAMAX SUPERMAX TURBO KITS

- 360 thrust bearing and enhanced compressor wheel and housing
- Larger compressor blade surface but with a smaller inducer results in quicker spooling, more flow than similar sized wheels
- The high strength FMW Forged Milled Wheels are lighter and stronger and withstand higher wheel speeds
- BD exclusive feature of a heavy sprung waste-gated T3 turbine housing
- BD's HD Waste gate and bracket holds boost and prevents over speed damage
- Turnbuckle Boost Control allows for ease of adjustment for altitude and extreme tuning

2001-2004 LB7 SXE TURBO KITS			
1046220	2001-2004 LB7 S364SX-E	Chevy	
1046221	2001-2004 LB7 S366SX-E	Chevy	
1046222	2001-2004 LB7 S369SX-E	Chevy	



CHEVY STOCK REPLACEMENT EXCHANGE TURBOS

CHEVY 2001-2007 6.6L DURAMAX				CORE	CHEVY 1991-2000 6.5L				CORE
DM6.6-VICU	(1)	2001-2004 LB7 Duramax - Tag SPEC VICU		<input checked="" type="checkbox"/>	GM-3	(1)	1991-1993 GM 6.5L		<input checked="" type="checkbox"/>
DM6.6-VIDR	(1)	2001-2004 LB7 Duramax - Tag SPEC VIDR		<input checked="" type="checkbox"/>	GM-4	(1)	1993-1994 6.5L		<input checked="" type="checkbox"/>
848212-9001S	(1) (76)	2004.5-2010 LLY/LBZ/LMM Duramax		<input checked="" type="checkbox"/>	1040500		1995-2000 6.5L		<input checked="" type="checkbox"/>
848212-9002S	(1)	2011-2016 LML Duramax		<input checked="" type="checkbox"/>	GM-6	(1)	1991-2000 Van 6.5L		<input checked="" type="checkbox"/>
785580-9004-B	(1)	2011-2015 LGH Cab & Chassis		<input checked="" type="checkbox"/>					



NOTES: (1) Verify turbo number on vehicle before ordering
 (76) 2004.5-2005 LLY Turbos require 771864-0001 Adapter Cable
 (121) Modified performance turbocharger units to give better response and horsepower gains to engines with mild performance modifications
 (140) Instructions included to ship core(s) back free of charge
 (197) Mounting gasket kit sold separately (6L MTG KIT)
 - Refundable core charges apply

DURAMAX SCREAMERS

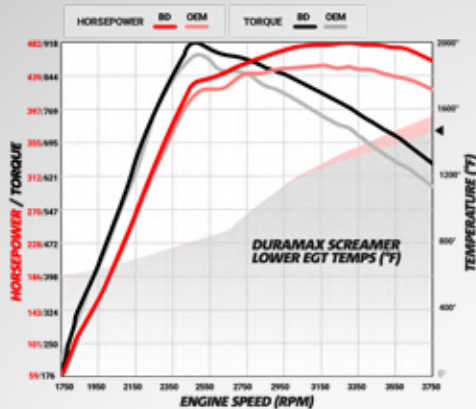
DURAMAX SCREAMER TURBO KITS

The drop-in, stock-appearing Screamer turbo for the 2004.5-2016 Duramax utilizes modern turbo technology that delivers increased airflow without compromising on low end response. Boost pressure can be increased to increase horsepower potential. Tests with the same tune and fuel quantity showed increased power output and a decrease in peak EGT's. The Duramax Screamer turbo works with any "box" tuner with further improvements achieved with custom tuning.

2004.5-2010 LLY/LBZ/LMM

- 65mm Billet compressor wheel (Outflows the Garrett Powermax stage 1)
- New technology "mixed flow" larger turbine wheel increases turbo flow and efficiency
- Spools the exact same as an OEM Duramax LBZ turbo
- Up to 85lb/min of airflow
- More boost, lower drive pressure and lower EGT's
- Suggested max 690 crank HP

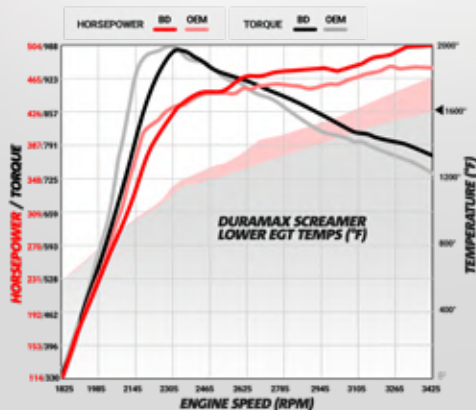
1045840 (76) Screamer 2004.5-2010 LLY/LBZ/LMM



2011-2016 LML

- 64.0mm Billet compressor wheel
- New technology "mixed flow" larger turbine wheel increases turbo flow and efficiency
- Up to 80lb/min of airflow
- More boost, lower drive pressure and lower EGT's*
- Suggested max 650 crank HP

1045830 Screamer 2011-2016 LML



*LLY requires vane positions sensor adapter

TURBO BLANKETS



- Reduces under hood temperature increasing life of hoses, harnesses and coolant bottle
- Retains and normalizes internal turbine housing temperatures for lower spool times
- Custom fit for BorgWarner T3 S300 Wastegated, T4 S300/S400 & T6 S400/S500
- Also fits most similar size Garrett and Holset turbo applications
- Comes with stainless steel springs and built in retaining clips for a seamless install
- Stylized look with custom BD embroidery

1453521	T3 S300 Wastegated	All
1453522	T4 S300 / S400	All
1453523	T6 S400 / S500	All

COOL DOWN TIMER



- Prevent turbo damage during hot engine shutdown
- EGT, time and manual control shutdown
- Works with any K-Type EGT probe
- Compatible with most OEM vehicle security alarms
- Reduces DPF regeneration on 2008-up vehicles
- Dodge 2006-2019 kits come with factory plug-ins for easy installation

1081160 (217)	Cool Down Timer	See Chart
1081160-D1	2006-2009	Dodge
1081160-D2	2010-2012	Dodge
1081160-D3	2013-2019	Dodge

1081160 APPLICATIONS		
Dodge	1994-2005	Cummins 5.9L
Ford	1994-2018	PowerStroke 7.3L/6.0L/6.4L/6.7L
Chevy	2001-2014	Duramax 6.6L

DODGE HY35 X-HOOK

- 1999-2002 Dodge trucks with the HY35 turbo
- Easy bolt-on installation
- Increases bottom end boost




X-HOOK FOR HY35 TURBOS

1045991	1999-2002 w/HY35 Turbo	Dodge
---------	------------------------	-------

TURBO BOOST CONTROLS

- Keeps the wastegate valve closed
- Prevents waste gate "creep"
- High temperature resistant Nomex diaphragm
- Heavier spring
- Turnbuckle for precise boost pressure settings




WASTEGATEKITS

1047150	1994-1998.5	Dodge
1047151 (122)	1999-2002 w/HX35 Turbo	Dodge
1047154	2003-2007	Dodge
1047160	2001-2004 LB7 Duramax	Chevy
1047170 (107)	1999.5-2003 7.3L PowerStroke	Ford

ELECTRONIC BOOST BUILDERS

- Get more performance out of your electronically controlled engine
- Installed in-line with the MAP sensor
- Increases available boost by intercepting the message to the ECM
- Prevents setting an over-boost trouble code
- Saves 50-80 horsepower



CHEVY DURAMAX 6.6L

1515940	2001-2004 LB7	Chevy
---------	---------------	-------



FORD POWERSTROKE 6.0L

1516000	2003-2007 6.0L	Ford
1057020* (116)	1999-2003 7.3L	Ford
1057025*	1999-2003 7.3L c/w Boost Tube	Ford

* Picture not shown



DODGE CUMMINS 5.9L / 6.7L

ELECTRONIC BOOST BUILDERS

1515931	1998-2000 24-valve w/Round MAP	Dodge
1515932	2001 w/Oval MAP Plug	Dodge
1515933	2002 w/Flat MAP Plug	Dodge
1515935	2003-2004 305hp	Dodge
1515936	2004.5-2007 5.9L 325hp	Dodge
1515937	2007.5-2012 6.7L	Dodge

NOTES: (107) Will not work on early 1999 PowerStrokes (build date 03/21/99 and earlier)
(116) Please see kit# 1057025 for a more complete kit with boost tube.

(122) 1999-2000 Auto Trans can have HX35 or HY35 turbo. HY35 can use 1045991 HY35 X-Hook
(217) Not compatible with push button start on Ford vehicles

FORD POWERSTROKE 7.3L COMPRESSOR WHEEL

- Billet replacement compressor wheel for stock turbos
- Billet Milled 9-bladed extended tip wheel design
- Eliminates Compressor Surging
- Quicker Spooling
- Higher Boost Pressure
- Reduces EGT's
- Improves Fuel Economy
- Reduces Visible Emissions
- Higher flow



1999.5-2003 7.3L POWER STROKE

1047001 (3)(107) Billet Ford

FORD POWERSTROKE 7.3L 1.0 A/R TURBINE HOUSING

- Upgrade from stock 0.84 A/R housing
- Increase performance by reducing back pressure
- Lower EGT's.



1999.5-2003 7.3L POWER STROKE

1047005 (3)(107) Turbine Housing 1.0 A/R Ford

FORD POWERSTROKE 7.3L WHEEL - WASTE GATE - TURBINE HOUSING COMBO KITS



1999.5-2003 7.3L POWER STROKE

1047002 (3)(107) Billet Wheel - Waste Gate Control Combo Ford

1047003 (3)(107) Billet Wheel - Waste Gate - 1.0 A/R Housing Ultra Kit Ford

FLANGE ADAPTERS



- Inexpensive alternative to replacing the manifold and allows for quicker changes back and forth from T4 to T3 turbos
- Large foot print T6 turbos can be bolted to a T4 manifold or Turbine Diverter Valve

1044111 T4-T6 Dual Volute

1044110 T4-T6 Single Volute

1044106 (108)(109)(110) T3-T4 Adapter Flange

BUILD YOUR OWN TWIN KIT ADAPTERS

- Hot-Pipe and Downpipe adapters to help build your own kit
- Designed for maximum flow
- High temperature capable high silicon ductile iron resists cracking and warping
- Precision Machined

1405440 Cobra Head S400 Downpipe Adapter

1405439 Cobra Hot Pipe Adapter S400 V-Band to T6

1405454 Hot Pipe Adapter S300SX-E to T6

1453502 Hot Pipe Adapter S300/S400 V-Band to T4



NOTES: (3) Ford OEM and Garrett Replacement Turbos only
 (107) Will not work on early 1999 PowerStrokes (build date 03/21/99 and earlier)
 (108) Due to the large variety of stock & aftermarket manifolds and turbos the installer may have to use different hardware than what is provided in kit

(109) It may be necessary to drill out threaded holes in manifold or turbo to allow a stud to pass through
 (110) Cannot be used to adapt a T4 manifold down to a T3 turbo

DODGE TURBO MOUNTING KIT **NEW**



- Has all the necessary hardware for your turbo re-install to
- Help prevent leaks
- Replace any older studs that might be prone to future breakage.
- Kit includes gaskets, studs and miscellaneous hardware to install HE351 and HE300VG mounted turbos.

1045983	2007.5-up 6.7L HE351 / HE300VG	Dodge
1045984	1994-2007 5.9L HX / HY / S300 / S400	Dodge

DODGE 5.9L WASTEGATE CONTROL VALVE **NEW**



- OEM Replacement Part

1045921	2004.5-2007 5.9L	Dodge
---------	------------------	-------

DODGE 6.7L TURBO ACTUATORS **NEW**



- The actuator is a common failure on the HE351/ HE300VG turbos
- OEM Holset replacement part
- Same actuator used on Screamer turbos

1045922	2007.5-2012 6.7L HE351	Dodge
1045923	20013-2018 6.7L HE300VG	Dodge

FLEXIBLE TURBO OIL DRAINS

- Flexible stainless tubing
- Common oil drain mount for S300, S400, HX35, HX40, HX50 and many Garrett models
- Designed to slip into Cummins oil drain ports
- Ideal for performance single or compounded turbos installs



1453105	12-Inch
1453106	23-Inch



DODGE 1988-1993 16 CM TURBINE HOUSING

- 16 cm non-waste gated, dual throat housing
- Replaces the 18 cm and 21 cm housings
- Faster turbo spool-up
- Quicker throttle response
- Higher top end boost levels

1045911	1988-1993 5.9L	Dodge
---------	----------------	-------



S400 COMPRESSOR COVER FLANGE KITS

- Designed for BW S400 compressor covers
- Create secure, high pressure connections
- O-ring seal
- Solid mounting with V-band clamps
- Components also sold separately from kit

1405460	Compressor Cover Inlet
1405461	Compressor Cover Outlet



WASTEGATE, EXHAUST - 45MM

- The highest pressure external wastegate of its kind in the world
- The Hyper-Gate45HP retains the compactness and lightness synonymous with Turbosmart wastegates with the added bonus of being capable of handling high boost pressures
- Factory set for 35psi but can use regulator (1045996-WGK) to increase setting

TS-0506-1202	UNIVERSAL
--------------	-----------



STOCK REPLACEMENT

DODGE 5.9L EXHAUST MANIFOLDS

- High-silicon ductile iron
- Designed to withstand extreme temperatures and vibration
- Great for stock and performance installations
- Connection joints allows for expansion and contraction
- Prevents cracking or exhaust leaks
- Quicker turbo spool up
- Reduced back-pressure
- Increased power
- Kit includes hardware
- Gaskets are available separately.

DODGE 5.9L EXHAUST MANIFOLDS

1045948	(212)	1988-1998 12-valve	Dodge
1045947	(12)	1998.5-2002 24-valve	Dodge
1045987	(13)	2003-2007 5.9L	Dodge

EXHAUST MANIFOLD GASKET KITS

1045981	1988-1998 12-valve	Dodge
1045986	1998.5-2007 5.9L 24-valve	Dodge



1988-2002 3-PC DESIGN **T3**



2003-2007 2-PC DESIGN **T3**

DODGE 6.7L EXHAUST MANIFOLDS

- 6.7L performance stock replacement manifold for use with the Holset HE351 Turbo
- Cast of high silicon ductile iron to withstand extreme temperature cycling caused during DPF regeneration and in high performance applications
- Larger porting design will handle any increase in power
- Thick walled casting and integral slip joint prevents cracking and exhaust leaks
- Experience quick spool times and low drive pressures with an overall increase in performance
- Pre-drilled for pyrometer probes
- Gaskets are available separately

DODGE 6.7L EXHAUST MANIFOLDS

1045965	2007.5-2018 Pick-Up HE351/HG300VG	Dodge
---------	-----------------------------------	-------

NEW	1045967	2007.5-2012 3500/4500/5500 Cab Chassis HE351	Dodge
------------	---------	--	-------

EXHAUST MANIFOLD GASKET KITS

1045992	2007.5-2018 - OEM Turbo Mount	Dodge
---------	-------------------------------	-------





FULLY EGR COMPATIBLE

STOCK HE351 MOUNT
OPEN THROAT OUTLET FLANGE
OUTPERFORMS THE STOCK MANIFOLD

OEM

BD



T4 REPLACEMENT PLUS

- Stock replacement manifolds with T4 flanges for replacing turbo with larger S300 or S400 units
- Turbo stays in same stock location

DODGE T4 EXHAUST MANIFOLDS

1045995-T4	1998.5-2002 5.9L	Dodge	
1045987-T4	2003-2007 5.9L	Dodge	
1045965-T4	(213) (214)	2007.5-2018 6.7L	Dodge

EXHAUST MANIFOLD GASKET KITS

1045986-T4	1998.5-2018 T4 Flange	Dodge
1045992-T4	2007.5-2018 6.7L	Dodge



T4 (S300, S400, ETC) OUTLET
AVAILABLE WITH FULLY DIVIDED
PULSE MANIFOLD DESIGN

NOTES: (12) 1045947 can be used as a direct replacement for Cummins part number 3946036 used on pick-up engines.
(13) 1045987 can be used as a direct replacement for Cummins part numbers 3967995, 3943871 & 3943875 used on pick-up, motor homes, industrial and commercial engines.

(212) Should not be used on systems that utilize EGR
(213) Replaces Chrysler # 68027070AA, 68027070AB, 68210184AB
(214) Replaces Cummins # 5301441

COMPETITION READY



DODGE 20° EXHAUST MANIFOLDS


- Larger runner size helps enhance flow through the manifolds
- No restriction throughout rpm
- Cast ports and runners match inlet gasket within 0.03"
- Center Mount can face down or up
- Optimum 20° flange helps mounting S400, S500 other larger turbochargers
- Heavy cast HiSi Ductile Iron retains heat energy
- High temperature black coated
- Drilled and tapped 1/8-NPT ports
- Thick walls allows for drilling/tapping of individual cylinder pyro ports
- Heat expansion joints prevents cracking
- Intended for installation with competition turbos
- Some modifications to vehicle/engine components will be necessary

20° EXHAUST MANIFOLDS

1045995-T4	1998.5-2018 T4 Flange	Dodge
1045995-T6	1998.5-2018 T6 Flange	Dodge

EXHAUST MANIFOLD GASKET KITS

1045986-T4	1998.5-2018 T4 Flange	Dodge
1045986-T6	1998.5-2018 T6 Flange	Dodge



CENTER MOUNTED TURBO FLANGE ANGLED AT 20°

DODGE T4/T6 WASTE GATED EXHAUST MANIFOLDS

- Better cylinder exhaust evacuation to keep EGTs down
- "Combustion Pulse" remains constant with the W/G valve closed
- Improves turbo response
- Machined for use with 45mm Hyper Gate or Turbo Smart
- Block off plate and clamp provided
- Port matched for T4 and T6 flanges
- Designed using Computational Fluid Dynamics for optimal flow

20° EXHAUST MANIFOLDS

1045996-T4	1998.5-2018 T4 Flange	Dodge
1045996-T6	1998.5-2018 T6 Flange	Dodge

40° EXHAUST MANIFOLDS

1045947-T4	1998.5-2018 T4 Flange	Dodge
------------	-----------------------	-------

EXHAUST MANIFOLD GASKET KITS

1045986-T4	1998.5-2018 T4 Flange	Dodge
1045986-T6	1998.5-2018 T6 Flange	Dodge



CENTER MOUNTED TURBO FLANGE ANGLED AT 20° OR 40°

CUMMINS 5.9L MOTOR HOME & TRUCK MANIFOLDS

- High-silicon ductile iron
- Designed to withstand extreme temperatures and vibration
- Great for stock and performance installations
- Connection joints allow for expansion and contraction
- Prevents cracking or exhaust leaks
- Quicker turbo spool up
- Reduced back-pressure
- Increased power
- Kit includes hardware
- Gaskets are available separately.

CUMMINS MOTOR HOME & TRUCK 5.9L EXHAUST MANIFOLDS

1045989	12-valve Motor Homes	Cummins
1045947	24-valve replaces Cummins # 3946036	Cummins
1045987	Common Rail replaces Cummins # 3967995, 3943871 & 3943875	Cummins

OPTIONAL EXHAUST MANIFOLD GASKET KITS


1045981	1988-1998 12-valve	Cummins
1045986	1998-2007 5.9L 24-valve	Cummins



FORD 6.7L EXHAUST MANIFOLDS

- Performance high-silicon ductile cast iron
- 75% thicker walls retain heat and prevents warping
- Machined thicker bolting flange
- Includes the longest stud and spacer kit that fits across all 8-cylinders
- Longer exhaust studs improve thermal durability
- Thick spacers are black oxide coated
- Designed using computation fluid dynamics
- Exhaust ports are gasket matched to maximize exhaust flow
- High temperature POR 15 black coated
- Gaskets included: exhaust manifold, cross over tube, EGR port
- Fully EGR compatible

1043007 (229)	2011-2014 6.7L F250 / F350 / F450 / F550 Super Duty	Ford
1043006	Driver's Side Only 2011-2016 6.7L F250 / F350 Super Duty	Ford
NEW 1043008 (229)	2015-2019 6.7L F250 / F350 Pick-Up 2017-2019 6.7L F350 / F450 / F550 Cab-Chassis	Ford



FORD 6.0L EXHAUST MANIFOLDS



- Heavy walled manifolds hold in exhaust gas temperatures to enhance turbine pumping efficiency
- Optimized runners to improve velocity and evacuate the cylinders
- Coated to resist corrosion
- Pre-drilled for pyrometer probes
- Replaces old rusted and leaking stock exhaust manifolds that normally require extensive cleaning and machine work to be recovered from warping and distortion

1041480 (215)	2003-2007	Ford
---------------	-----------	------

FORD 6.4L UPPIPES & MANIFOLDS KIT



- Exhaust manifolds with heavy walled elbow connections prevent burning out
- Holds in exhaust gas temperatures enhancing turbine pumping efficiency
- Manifolds coated to resist corrosion
- Pre-drilled for pyrometer probes
- Optimized to improve velocity and evacuate the cylinders
- 304 Stainless Steel mandrel bent feed pipes
- Comes with exhaust manifold gaskets, turbocharger pipe gaskets and custom AC hose



1041481 (81)	2008-2010 6.4L	Ford
1043908 (195)	2008-2010 6.4L Pipes Only	Ford

NOTES: (81) A/C tubing is disconnected during install
 (195) 6.0L style exhaust manifolds required
 (215) Replaces OEM # 3C3Z9431AB, 1840994C1
 (229) Trucks using the MPD budget SXE turbo kit must use part number 1043006 with an OEM passenger side manifold

FORD 6.0L UPPIPES



- Ductile cast iron Y-pipe design is a perfect fit and eliminates leaks and weld failures
- Larger diameter 304 stainless steel uppipes includes internally shielded stainless steel expansion bellows
- V-band connections provide a flexible, easy aligning tight fit
- Stainless steel uppipes clamps included
- Maximizes your turbo response time and eliminates exhaust leaks

1043916	(78)	2003-2007 6.0L	Ford
1043915	(78)	2003-2004 6.0L c/w Heat Shield	Ford
NEW 1043918		2004.5-2007 6.0L	Ford

FORD 7.3L TURBO FEED UPPIPES



- Replaces factory exhaust feed system which is prone to leakage
- Prevents loss of turbo drive pressure and increased EGT's
- Crush donuts replaced with stainless steel gaskets for extended sealing life
- Maximizes transfer of v energy to the turbo
- Less restrictive, internally shielded expansion bellows
- Reduces the chance for piping burn out
- High-silicon ductile iron Y-adapter

1043900	(107)	1999.5-2003 7.3L PowerStroke	Ford
---------	-------	------------------------------	------

DURAMAX UPPIPES

- Stainless Steel cast connection points
- Heavy walled stainless tubing prevent hot exhaust gas and corrosive road salts from eating through the bends
- Larger inside diameter Stainless internally shielded heat expansion bellows
- Mandrel bends improve gas flow
- Better turbo response
- Lower EGTs



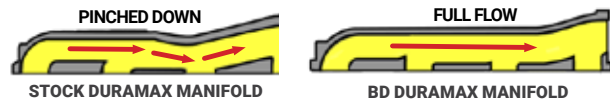
1043800	(61)	2001-2004 LB7	Chevy
1403802	(61)	2001-2004 LB7 Passenger Side Only	Chevy

DURAMAX FULL BORE EXHAUST MANIFOLD

- Replaces factory driver's side "pinched down" unit
- Restores exhaust flow and balances the V8 engine for smoother running
- Improves exhaust velocity to drive the turbocharger
- Improves power
- Lower EGT's
- High-silicon ductile iron
- Direct, bolt-in replacement
- Tapped to accept the most popular EGT probes



1041460	(71)	(216)	2001-2010 Duramax Exhaust Manifold	Chevy
---------	------	-------	------------------------------------	-------



DODGE EXHAUST MANIFOLD BOLT AND SPACER KIT



- Longer than most typical aftermarket bolts
- Less likely to fatigue or stretch
- Class 10.9 bolts, black oxide spacers for improved thermal durability
- Grade 10.9 Hardware meets a balance of high strength and high toughness
- Exhaust spacers ensure fastener operates in elastic stretch without fracture or permanent yield
- Black Oxide coating matches BD manifolds

1045982	(249)	(250)	1998.5-2018 Dodge 5.9L/6.7L	Dodge
---------	-------	-------	-----------------------------	-------

FORD EXHAUST MANIFOLD BOLT AND SPACER KIT



- Exhaust spacers ensure fastener operates in elastic stretch without fracture or permanent yield
- Class 10.9 Hardware
- Non-Zinc-plated fasteners prevent zinc embrittlement
- Qty 16 exhaust spacers (18mm)
- Qty 16 flange head exhaust bolts (M8x1.25 – 40mm 10.9)

1041483	(264)	2003-2007 F250/F350	Ford
---------	-------	---------------------	------

NOTES: (61) Aftermarket downpipe required - Some modification necessary
 (71) Gaskets sold separately
 (78) UpPipes installation on 2003-2004 years requires the removal of OEM heat shield. 1043905 kit includes new style heat shield for owners whom wish to have one reinstalled.

(107) Will not work on early 1999 PowerStrokes (build date 03/21/99 and earlier)
 (216) Replaces OEM # 12624684, 12637647, 97224587
 (249) 2003-2007 5.9L - Factory heat shield must be removed

(250) Will fit 1994-1998 5.9L with aftermarket manifold (does not fit OEM Manifolds)
 (264) 6.4L applications using the BD Manifold Set have spacers included in the BD kit

DODGE 6.7L X-FLOW INTAKE SYSTEM



ACCESS HOLE FOR 6TH BOLT

- Improve turbo response
- Reduces boost pressure drop/loss on the stock intake system
- 74% larger plenum
- 4 convenient ports for connecting to gauges, water methanol injection and other injection nozzles
- 4-inch inlet with new 3.5-inch intercooler connection pipe
- Includes adapting hoses, spring loaded clamps and flange gasket
- Reduces EGR carbon deposits that further increase restriction

1041560	(105)	2007.5-2009	Dodge
1041561	(105)	2010-2012	Dodge
1041566	(105)	2013-2018	Dodge

BOOT LOCK KIT




SWIVEL DESIGN & QUICK DISCONNECT

- Includes aluminum and steel threaded stand-offs to weld onto turbo, intercooler & pipes
- No welding required on some BD and BorgWarner turbos
- Includes brackets to secure the pipes & hoses in place
- Swivel design with 15° articulation compensates for difference in pipe sizes
- Quick disconnect allows for ease of changing intake components
- 1.50 inches of travel provides ease of adjustment
- Accommodates boots up to 5 inches in length

1045201	Boot Lock Kit
---------	---------------

OPEN GRID



RESTRICTIVE OEM 6.7L GRID

- Eliminates restrictive stock cold weather intake air heater grid
- 35% larger opening cools EGT's and improves turbo response
- For cold weather operation, optional Intake Heater available for use with BD 6.7L X-Flow Intake horns

6.7L INTAKE OPEN GRID			
1041564	(106)	2007.5-2018	Dodge

6.7L INTAKE HEATER			
1041563	(117)	2007.5-2018	Dodge

DODGE INTERCOOLER REPLACEMENT PIPE



- Replaces factory plastic intercooler intake pipes on 2006-2009 5.9L / 6.7L that are prone to cracking and bursting

1042590	2003-2007 5.9L	Dodge
1042595	2007-2009 6.7L	Dodge

X-FLOW POWER INTAKE ELBOWS



- Larger black powder coated plenum
- Increased available airflow
- Smooth radius turns to reduce turbulence and intake pressure losses
- Two convenient ports (one pre-tapped) make it easy to monitor boost and/or inject nitrous or other power adder

1041550	1998-2002 24-valve Ram	Dodge
1041555	2003-2007 5.9L Ram	Dodge
1041577	2005-2007 6.0L PowerStroke	Ford
1090003 (98)	2008-2010 6.4L PowerStroke	Ford



NOTES: (98) For sale in Canada only
 (105) Requires a tuner with an EGR Delete Function and 6.7L Exhaust Gas Blocker Kit
 (106) Requires a tuner that can turn off grid heater code
 (117) May require tuning to disable fault code P2609

KEEP THE HEAT AWAY STAY COOLER



XTRUDED CHARGE AIR COOLERS

- More power and better fuel economy, lower EGT
- 57% more cooling surface with 95% better heat dissipation
- Withstand over 130 PSI of Boost
- Larger passages provide more air cooling flow for the engine's radiator resulting in less fan clutch engagement
- High flow cast end tanks with balloon proof support struts
- The strongest most efficient cooler on the market

1042520	1994-2002	Dodge
1042525	2003-2009 5.9L / 6.7L	Dodge
1042530	2010-2012 6.7L	Dodge
1042700	1999-2003 7.3L	Ford
1042710	2003-2007 6.0L	Ford
1042720	2007.5-2010 6.4L	Ford
1042600	2001-2005 Duramax	Chevy
1042610	2006-2010 Duramax	Chevy

	INLET	STOCK OUTLET	BD OUTLET
Turbo Boost (psig)	40.0	35.5	39.1
Temperature (°F)	400	149.4	129.6

Tested on a 2006 Dodge @ 100°F ambient temperature

HOSES AND CLAMPS

- Each Hose is designed to meet 3x their working pressure
- Utilizing 4, 5 plies of DuPont Nomex / Aramid fiber
- Higher pressure applications have a Red Iron Oxide internal color
- Fluorosilicone elastomers and Fluorocarbon withstands oily residues
- Spring loaded 300 Series Stainless Steel band clamping force remains consistent through heat cycles
- Many specific kits for specific vehicles, turbochargers and intercoolers



1045210	1994-2002	Dodge
1045215	2003-2007 5.9L	Dodge
1045216	2007.5-2009 6.7L	Dodge
1045217	2010-2012 6.7L	Dodge
1047030	1999-2003 7.3L	Ford
1047035	2003-2007 6.0L	Ford
1047034	2003-2007 6.0L c/w Intake Pipe	Ford
1047037	2008-2010 6.4L PowerStroke	Ford
1046275	2001-2004 LB7 Duramax	Chevy
1046276	2004.5-2005 LLY Duramax	Chevy
1046277 (124)	2006-2010 Duramax (Driver's Side)	Chevy

HAVE A SPECIAL APPLICATION OR NEED INDIVIDUAL CLAMPS?

HIGH TORQUE HOSE CLAMPS					
1405208	2.59"-2.94"	All	1405212	3.5"	All
1405209	2.75"	All	1405213	4"	All
1405211	3"	All			

NOTES: (124) Kit contains driver's side boots & clamps only


XTRUDED TRANSMISSION OIL COOLERS



**30,000+
GVW!**

**INCLUDES
DIY BRACKET
KIT FOR QUICK
& EASY
INSTALL**

Micro Extruded
bar technology



Stream-Lined
external air
passages

- 22% more cooling over other designs
- 200 Micro Extruded passages
- Large surface area to transfer heat for external air flow cooling
- Turbulent oil flow design promotes a more complete cooling
- Large 5/8-inch ports prevents inlet/outlet restriction
- Furnace brazed rails have been tested to 300psi of pressure
- Thermostatically controlled 80-watt, 10-inch, 800 CFM electric fan
- 33,930 BTU/HR and in excess of 30,000 GVW!

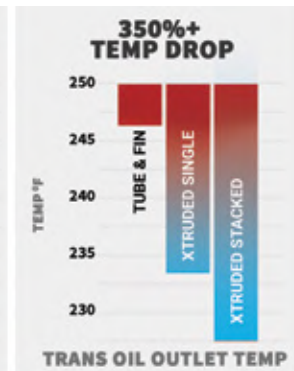

1030606-5/16	(96)	5/16-inch Cooler Lines	Chevy Ford	1991-1999 1994-1997	4L80E E40D
1030606-3/8	(96)	3/8-inch Cooler Lines	Chevy Ford	1999-2000 1999-2003	4L80E 4R100
1030606-1/2	(96)	1/2-inch Cooler Lines	Dodge Ford	1994-2018 2003-2018	47RH, 47RE, 48RE, 68RFE 5R110
1030606-5/8	(96)	5/8-inch Cooler Lines	Chevy	2001-2018	Allison 1000
1300611	(96)	Cooler Assembly Only	All		

XTRUDED HEAVY DUTY "DOUBLE STACKED" TRANSMISSION OIL COOLERS



- Double stacked cores deliver over 40,000 BTU/HR of cooling
- Over 350% temperature drop versus the factory system
- 136% better temperature drop than XTRUDED single core kit

1030606-DS-12	(96)	1/2-inch Cooler Lines	Dodge Ford	1994-2018 2003-2018	47RH, 47RE, 48RE, 68R 5R110
1030606-DS-58	(96)	5/8-inch Cooler Lines	Chevy	2001-2018	Allison 1000
1300601-DS	(96)(139)	Cooler Assembly Only	All		



Testing Operating Conditions
Inlet Oil Temperature - 250°F

Oil Flow 7.8 GPM
Air Flow 500 CFM @110°F 35% Humidity

UNIVERSAL TRANSMISSION COOLER FAN KIT

- Use as pusher (default) or puller
- 10-inch diameter
- 800 CFM flow
- 80-watt electric motor
- Universal mounting kit

1030607	Electric Fan Kit	All
---------	------------------	-----



BD COOLER BYPASS DELETE

2013-2019 DODGE 6.7L

- Ensures 100% fluid flow through the transmission cooler
- Keeps your transmission temperature as low as possible
- Fits 68RFE & Aisin AS69RC Transmission
- Eliminates factory bypass valve
- Easy to install

Debris in the stock cooler bypass valve can cause it to jam the internal valve keeping it in recirculation mode. When this happens the transmission temperature will rise and can lead to overheating and premature transmission failure.

The BD Cooler Bypass keeps the transmission cooler operational all the time and eliminates this failure prone item.

**ENSURE 100%
FLUID FLOW**



NEW	1061527	2019 6.7L	Dodge
	1061528	2013-2018 6.7L	Dodge

NOTES: (96) Intended to be used in conjunction with factory transmission coolers and not as stand-alone units
(139) Exceeding the duty cycle may result in voiding the warranty

DIFF COVERS

- Engineered cover design keeps oil on the gears
- Deflects oil back onto the ring gear and into the pinion gear for cooler longer life
- Extra capacity sump located at bottom for gears to pick up oil
- Internal and external cooling fins
- Stainless steel allen head cap bolts, fill plug
- Magnetic drain plug
- Gasketless cover has integral re-usable Viton O-Ring

REAR DIFFERENTIAL			FRONT DIFFERENTIAL		
1061835	1981-1993 2500/3500 DANA 70 1994-2002 2500 Auto DANA70	Dodge	1061826	2003-2013 2500 2003-2012 3500	Dodge
1061825 (138)	2003-2018 AA14-11.5 2001-2018 AA14-11.5	Dodge Chevy	1061828	2014-2020 2500 2013-2020 3500	Dodge
1061825-RCS	2013-2018 2500 AAM 14-bolt w/RCS	Dodge	FRONT & REAR DIFFERENTIAL COMBO PACK		
1061830	1989-2016 F250/F350 2017-2019 F250 Sterling AA 12-10.25/10.5 w/Single Rear Wheel	Ford	1061827 (196)	2003-2013 2500 2003-2012 3500	Dodge
			1061829 (196)	2014-2018 2500 2013-2018 3500	Dodge



HEAVY DUTY TRANSMISSION OIL PANS

- High volumes of cool oil equate to long transmission life
- Pans increase oil capacity
- Aluminum construction and heat-dissipating fins keep temperature down
- Increased rigidity prevents case twisting
- Kit includes a magnetic drain plug and temperature sending unit port

1061501	1989-2007 5.9L 727/518/47RE/47RH/48RE	adds 2 qt	Dodge
1061525 (125)	2008-2018 6.7L 68RFE 2001-2011 545RFE	adds 4.5 qt	Dodge / Jeep
1061716 (147)	1989-2010 E40D/4R100/5R110	adds 6 qt	Ford
1061720	2011-2019 6R140	adds 6 qt	Ford
1061650	2001-2018 Allison 1000	adds 3.5 qt	Chevy

545RFE APPLICATIONS	
Dodge Ram 1500 HEMI 2002-2005	
Dodge Ram 1500 4.7L 2002-2011	
Dodge Dakota 4.7L 2000-2004	
Dodge Durango 4.7L 2000-2003	
Jeep Grand Cherokee 4.7L 2000-2004	



COOL COVERS

- Made from cast aluminum
- Black powder coated with machined fin tops for a clean look
- Replaces the OEM valve covers to add a little more detail to your engine
- Covers come with new gaskets and are sold separately or in a set of six

1061800	(46)	1988-1998 12-valve - Single	Dodge
1061800-6	(46)	1988-1998 12-valve - Set of 6	Dodge



NOTES: (46) Heads with aftermarket studs that OEM cover covers will not fit will require grinding of Cool Cover
 (125) Will fit most 545RFE transmissions with HEMI and 4.7L engines where exhaust crossover pipe, frame cross member or catalytic converter do not interfere. Consult 545RFE list for applications that will most likely fit.
 (138) Dodge 2013-up with AAM 14-Bolt and Rear Coil Spring (RCS) use 1061825-RCS
 (147) 5R110 transmissions will require filter# 8C3Z-7A098-D which is not included in the kit
 (196) Cannot be used on 2013-up with Rear Coil Spring (RCS)

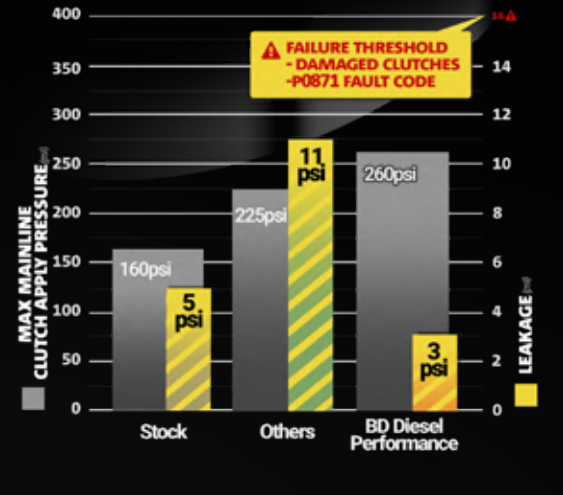

68RFE MATCHED PACKAGE



**TRANSMISSION
+ CONVERTER**

EXCLUSIVE VALVE BODY GASKETS MAKE THE DIFFERENCE

Featuring BD Diesel's industry leading and exclusive custom Valve Body separator plate gaskets, which substantially reduce cross leaks, even when compared to stock and other applications with much higher line pressures.



68RFE & PROFORCE CONVERTER PACKAGE

BD's 68RFE uses industry first exclusive custom valve body separator plate gaskets which substantially reduce cross leaks compared to stock and other applications, even with much higher line pressures. Hard anodized valve body and new solenoid pack installed in every unit. Heavy duty cam & roller design, low reverse, one way clutch and new 4C billet spring retainer. Steel girdle added to the 2C piston and durable QT100 pressure plates allow for increased clutch counts. These hold higher torque levels, with reduced deflection and distortion within the clutch drum. BD deep sump oil pan adds extra fluid and cooling capacity, while reducing case flex.

Choose from ProForce or ProForce 3D Torque Converter, and stock or billet input shaft.

STREET PACKAGE W/PROFORCE CONVERTER			CORE
4WD			
1064264SS	2007-2018 6.7L 68RFE		<input checked="" type="checkbox"/>
PERFORMANCE PACKAGE W/PROFORCE 3D CONVERTER			CORE
2WD	4WD		
1064262SM	1064264SM	2007-2018 6.7L 68RFE	<input checked="" type="checkbox"/>
PERFORMANCE PLUS PACKAGE W/PROFORCE 3D CONVERTER & BILLET INPUT			CORE
2WD	4WD		
1064262BM	1064264BM	2007-2018 6.7L 68RFE	<input checked="" type="checkbox"/>

NOTES: - Refundable core charges apply.

PROTECT68 PRESSURE CONTROL MODULE

Dynamically adjusts hydraulic apply pressures up to 250psi based on turbo boost/engine load, and, ramps up with a much larger sweep



DODGE PERFORMANCE TRANSMISSIONS & TORQUE CONVERTER PACKAGE



- Performance Torque Converter and Transmission dyno together
- Revised oil circuits
- Roller bearings throughout
- Handles up to 300% more power and torque than the stock transmission
- Most applications come bundled with Full Flow Transmission Filter kit
- Increase the durability of your drivetrain
- Extra clutches and stronger internals
- Comes with BD's heavy duty transmission pan
- Not warranted for Race or Sled Pull use



**AVAILABLE WITH
TAP SHIFTER KIT
▶▶ DETAILS PG 33**

DODGE PERFORMANCE PLUS TRANSMISSIONS & TORQUE CONVERTER PACKAGE

- Multi-Disc Torque Converter and Transmission dyno together
- Performance Transmission but with the added touch of a Billet Input Shaft to take the "snap" from rapid throttle and high horsepower
- Not warranted for Race or Sled Pull use



**COMES WITH
BILLET
INPUT**

2WD	4WD	C/W PERFORMANCE CONVERTER	CORE
1030310F (93)(271) (NC)	1030311F (93)(271)(NC)	1991-1993 518	<input checked="" type="checkbox"/>
1064152SS	1064154SS	1994-1995 47RH	<input checked="" type="checkbox"/>
1064162SS (230)		1996-1997 47RE 2wd	<input checked="" type="checkbox"/>
	1064164SS	1996-1998 47RE 4wd 12-valve	<input checked="" type="checkbox"/>
1064172SS (230)		1997-1999 47RE 2wd	<input checked="" type="checkbox"/>
	1064174SS	1998-1999 47RE 4wd 24-valve	<input checked="" type="checkbox"/>
1064182SS	1064184SS	2000-2002 47RE	<input checked="" type="checkbox"/>
1064192SS	1064194SS	2003-2004 48RE	<input checked="" type="checkbox"/>
	1064194SST	2003-2004 48RE /w Tapshifter	<input checked="" type="checkbox"/>
1064232SS	1064234SS	2004.5-2007 5.9L 48RE w/TVV Stepper Motor	<input checked="" type="checkbox"/>

2WD	4WD	C/W BILLET INPUT & MULTI-DISC CONV	COR
1064152BM	1064154BM	1994-1995 47RH	<input checked="" type="checkbox"/>
1064162BM (230)		1996-1997 47RE 2wd	<input checked="" type="checkbox"/>
	1064164BM	1996-1998 47RE 4wd 12-valve	<input checked="" type="checkbox"/>
1064172BM (230)		1997-1999 47RE 2wd	<input checked="" type="checkbox"/>
	1064174BM	1998-1999 47RE 4wd 24-valve	<input checked="" type="checkbox"/>
1064182BM	1064184BM	2000-2002 47RE	<input checked="" type="checkbox"/>
1064192BM	1064194BM	2003-2004 48RE	<input checked="" type="checkbox"/>
	1064194BMT	2003-2004 48RE c/w Tapshifter	<input checked="" type="checkbox"/>
1064232BM	1064234BM	2004.5-2007 5.9L 48RE w/TVV Stepper Motor	<input checked="" type="checkbox"/>
	1064234BMT	2004.5-2007 5.9L 48RE w/TVV Stepper Motor & Tapshifter	<input checked="" type="checkbox"/>

COMPLETE THE PACKAGE

Why not include BD's Flex-Plate with your transmission and torque converter install. Makes for a complete package!



HEAVY DUTY DEEP SUMP INCLUDED

Each transmission is dyno tested and comes with BD's Heavy Duty Deep Sump aluminum transmission pan to add strength to the case preventing flexing and internal oil leakage.



DODGE TRACK MASTER SERIES

- Competition series built to take extreme horsepower and torque
- "Big" fine spline billet input shaft, 0.125 thicker than stock with hardened billet hub
- Billet steal direct drum
- Billet turbine hub
- Billet accumulator
- Billet front servo
- Billet band anchor
- One piece servo/cover
- Oversized stator support
- Rigid one piece band
- Racer red forward/direct frictions
- Kolene forward/direct steals
- Auxiliary filter kit
- Heavy duty pan

			CORE
1065154F (94)		1994-1995 47RH 4wd	<input checked="" type="checkbox"/>
1065164F (94)		1996-1998 47RE 4wd 12-valve	<input checked="" type="checkbox"/>
1065174F (93)(94)		1998-1999 47RE 4wd 24-valve	<input checked="" type="checkbox"/>
1065184F (94)		2000-2002 47RE 4wd	<input checked="" type="checkbox"/>
1065194F (93)(94)		2003-2004 48RE 4wd	<input checked="" type="checkbox"/>
1065234F (93)(94)		2004.5-2007 5.9L 48RE 4wd w/TVV Stepper Motor	<input checked="" type="checkbox"/>
		C/W SOLID SHAFT	CORE
1065204 (220)		2003-2004 48RE 4wd	<input checked="" type="checkbox"/>
1065214 (220)		2004.5-2007 5.9L 48RE 4wd w/TVV Stepper Motor	<input checked="" type="checkbox"/>



- FULL BILLET**
- FULL ROLLER BEARING**

Options:

- Full manual valve body
- Phat output 29-spline shaft

(230) 1997 2wd with speed sensor & speedo head use 1064162F or 1064162BF, if just a speed sensor then 1064172F or 1064172BF

(93) BD torque converter must be installed at the time of installation of the transmission - use of a 3rd party or OE converter will invalidate the transmission warranty

(94) "Big" fine spline converter required


(NC) Not packaged with Torque Converter - both sold separately

(220) Must be used in conjunction with the Hi5

or ProForce 3D multi-disc Solid Shaft capable converter

(271) Some later 1993 models came with 47RH (3-pin) transmission instead of 518 (2-pin). Confirm pin count of the plug going to valve body connector is 2.

- Refundable core charges apply.



FORD PERFORMANCE TRANSMISSION & TORQUE CONVERTER PACKAGE

- Multi-Disc Torque Converter and Transmission dyno together
- Custom BD patent pending pressure plates increase clutch count without sacrificing part strength
- Roller bearings throughout
- Extra clutches and stronger internals
- Comes with BD's heavy duty transmission pan
- Most applications come bundled with Full Flow Transmission Filter kit
- Not warranted for Race or Sled Pull use

DESIGNED FOR STREET & TOWING

2WD	4WD	C/W MULTI DISC CONVERTER	CORE
1064422SM	1064424SM	1995-1997 E40D	<input checked="" type="checkbox"/>
1064442SM	1064444SM	1999-2003 4R100	<input checked="" type="checkbox"/>
1064462SM	1064464SM	2003-2004 5R110	<input checked="" type="checkbox"/>
1064482SM	1064484SM	2005-2007 5R110	<input checked="" type="checkbox"/>
1064492SM	1064494SM	2008-2010 5R110	<input checked="" type="checkbox"/>




FORD 6R140 TRANSMISSION & TORQUE CONVERTER PACKAGE

- More clutches compared to stock and competitors
- Custom BD patent pending pressure plates increase clutch count without sacrificing part strength
- Brand new valve body
- Electronic Line Pressure Controller for up to 300psi Line Pressure

NEW	1064504SS (260)(262)	2011-2016 6r140 4WD	Ford
	1064514SS (260)	2017-2019 6r140 4WD	Ford

NOTES: (247) This kit does not include an outer race. Outer race is reused from the 68rfe.
 (260) Ford scanner required to update the TCM with the new solenoid code and initiate a relearn - very critical component to make sure the transmission works properly
 (262) Early 2011 model years will require 6 bolt flexplate (Approx. Pre Jan 2012 build date)
 See BD #1041245 or contact Ford

- Refundable core charges apply.



CHEV PERFORMANCE TRANSMISSION & TORQUE CONVERTER PACKAGE

- Performance Torque Converter or Multi-Disc Torque Converter dyno together with Transmission
- Custom BD patent pending pressure plates increase clutch count without sacrificing part strength
- Roller bearings throughout
- Extra clutches and stronger internals
- Comes with BD's heavy duty transmission pan
- Not warranted for Race or Sled Pull use

PERFORMANCE PACKAGE			
2WD	4WD	C/W MULTI DISC CONVERTER	CORE
1064702SS	1064704SS	2001-2004 LB7	<input checked="" type="checkbox"/>
1064722SS	1064724SS	2004.5-2006 LLY	<input checked="" type="checkbox"/>
1064732SS	1064734SS	2006-2007 LBZ	<input checked="" type="checkbox"/>
1064742SS	1064744SS	2007-2010 LMM	<input checked="" type="checkbox"/>
	1064754SM	201-2016 LML c/w Pressure Controller	<input checked="" type="checkbox"/>

PERFORMANCE PLUS PACKAGE			
2WD	4WD	C/W BILLET INPUT & MULTI DISC CONV	CORE
1064702BM	1064704BM	2001-2004 LB7	<input checked="" type="checkbox"/>
1064722BM	1064724BM	2004.5-2006 LLY	<input checked="" type="checkbox"/>
1064732BM	1064734BM	2006-2007 LBZ	<input checked="" type="checkbox"/>
1064742BM	1064744BM	2007-2010 LMM	<input checked="" type="checkbox"/>
	1064754BM	201-2016 LML c/w Pressure Controller	<input checked="" type="checkbox"/>

BILLET SHAFTS

- Increase the durability of your transmission
- 300M and 300 Maragingshaft material
- Designed for the shock from high horsepower and heavy loads
- Dodge applications listed below - Ford and Chevy applications also available

1600113	1994-1995 47RH 4WD Billet Output	Dodge
1600115	1994-2007 Input 300 Maraging	Dodge
1600107	1994-2007 Input PHAT	Dodge
1600116	1996-2007 Output 300M	Dodge
1600117	1994-2007 Intermediate 300M	Dodge
1600149	1999-2010 Input	Ford
1600189	2007.5-2018 68RFE Billet Input	Dodge



FIND MORE ON SANTJER 37-SPLINE SOLID SHAFT PAGE 29

68RFE ONE WAY CLUTCH/SPRAG

- Heavy duty cam & roller design low reverse one way clutch
- Replace the weak and failure prone 1st gear Low reverse sprag.

1060603 (247)	2007.5-2018 6.7L	Dodge
---------------	------------------	-------



TRANSMISSION BUILD-IT KITS



- Same parts used in our own performance transmissions
- All kits include the basic rebuild parts and gaskets
- From stock HP up to our Stage 4 Master Kit
- BD Heavy Duty Transmission Pan included in some kits

68RFE SELECTOR PLATES

- 14 Overdrive Friction Surfaces
- 17% increased torque holding capacity
- 17% More steel mass for better heat absorption
- Raybestos clutches B29308L / B29309L are required



1062034 (272) Selector Plates, 68RFE OD Drum

68RFE BIG STACK KITS

2007.5-2018 DODGE 6.7L

OVERDRIVE SHAFT, REACTION PLATES & DRUM


- Increased 68RFE Overdrive hold capacity to you next 68RFE rebuild kit!
- Big stack overdrive shaft, reaction plates, and large input drum
- Large input drum apply area to increase torque holding by a further 16%
- 54% increased torque holding capacity
- 16 Overdrive friction surfaces
- Billet QT100 Reaction plates
- Longer clutch engagement area
- 33% more steel mass for better heat absorption
- Raybestos clutches B29308L / B29309L are required (included in BD Build-It kits)

1062036 Overdrive Shaft, Reaction Plates & Drum Kit

OVERDRIVE SHAFT & REACTION PLATES KIT

- 16 Overdrive friction surfaces
- 33% increased torque holding capacity
- Billet QT100 Reaction plates
- Longer clutch engagement area
- 33% more steel mass for better heat absorption
- Raybestos clutches B29308L / B29309L are required (included in BD Build-It kits)

1062035 Overdrive Shaft & Reaction Plates Kit



BIG STACK **OEM**

NOTES: (21) Recommended Option - BD Heavy Duty Transmission Pan
 (22) Suggested option - BD Valve Body
 (55) Recommended Option for 2000-2007 Dodge - 1060602 Pressure Transducer or 1060605 Electronics Upgrade Kit
 (112) Tuner or module is required to increase transmission pump pressures
 (272) Raybestos clutches B29308L / B29309L are required

DODGE BUILD-IT KITS

1062001	(21) (22) (55)	1994-2002 47RH/RE Stage 1 Stock HP Kit	Dodge
1062002	(21) (22) (55)	1994-2002 47RH/RE Stage 2 Intermediate Kit	Dodge
1062003	(21) (22) (55)	1994-2002 47RH/RE Stage 3 Heavy Duty Kit	Dodge
1062004	(21) (22) (55)	1994-2002 47RH/RE Stage 4 Master Rebuild Kit	Dodge
1062011	(21) (22) (55)	2003-2007 48RE Stage 1 Stock HP Kit	Dodge
1062012	(21) (22) (55)	2003-2007 48RE Stage 2 Intermediate Kit	Dodge
1062013	(21) (22) (55)	2003-2007 48RE Stage 3 Heavy Duty Kit	Dodge
1062014	(21) (22) (55)	2003-2007 48RE Stage 4 Master Rebuild Kit	Dodge
1062022	(21) (112)	2007.5-2018 68RFE Stage 2 Intermediate Kit	Dodge
1062023	(21) (112)	2007.5-2018 68RFE Stage 3 Performance Kit	Dodge
1062025	(21)	2007.5-2018 68RFE Stage 4 Master Kit c/w ProTect 68	Dodge

FORD BUILD-IT KITS

1062104-2	(21) (22)	1990-1994 E40D Stage 4 Master Rebuild Kit 2wd	Ford
1062104-4	(21) (22)	1990-1994 E40D Stage 4 Master Rebuild Kit 4wd	Ford
1062114-2	(21) (22)	1995-1997 E40D Stage 4 Master Rebuild Kit 2wd	Ford
1062114-4	(21) (22)	1995-1997 E40D Stage 4 Master Rebuild Kit 4wd	Ford
1062121	(21) (22)	1999-2003 4R100 Stage 1 Stock HP Kit	Ford
1062124-2	(21) (22)	1999-2003 4R100 Stage 4 Master Rebuild Kit 2wd	Ford
1062124-4	(21) (22)	1999-2003 4R100 Stage 4 Master Rebuild Kit 4wd	Ford
1062131	(21)	2003-2004 5R110 Stage 1 Stock HP Kit	Ford
1062134	(21)	2003-2004 5R110 Stage 4 Master Rebuild Kit	Ford
1062141	(21)	2005-2010 5R110 Stage 1 Stock HP Kit	Ford
1062144	(21)	2005-2010 5R110 Stage 4 Master Rebuild Kit	Ford

FORD SHIFT KITS

1600415		1989-1994 E40D Reprogramming Shift Kit	Ford
1600410		1999-2003 4R100 Tugger Shift Kit	Ford
1600411		1999-2003 4R100 On/Off Lock-up Kit	Ford

CHEVY BUILD-IT KITS

1062204	(21)	2000-2004 LB7 Allison Stage 4 Master Rebuild Kit	Chevy
1062214	(21)	2004-2006 LLY Allison Stage 4 Master Rebuild Kit	Chevy
1062224	(21)	2006-2010 LBZ/LMM 6spd Allison Stage 4 Master Rebuild Kit	Chevy
1062226	(21)	2011-2016 LML Allison Stage 3	Chevy
1062227	(21)	2011-2016 LML Stage 4 c/w Pressure Controller	Chevy

CHEVY SHIFT KITS

1604720		2001-2005 5-speed	Chevy
1604721		2006-2008 6-speed	Chevy


PROFORCE 3D CONVERTERS

- Riveted piston ensures alignment & eliminates vibration or embrittlement from welding
- Self-centering trapezoid tooth design increases contact decreases wear and chatter
- Engineered tighter tolerances
- Machined pistons
- HD springs absorb shock of engagement
- Stamp forged 1-piece cover
- Eliminates warpage from clutch heat
- Taller cover can be rebuilt more often
- Thrust bearings - not plastic thrust washers
- Cast stator designs maximizes torque
- New sprag components ensure long term durability
- Furnaced brazed fins reduces internal leakage for improved fluid coupling efficiency



**TRAPEZOID
TEETH**

**TALLER
COVER**



**REGULAR COARSE
SPLINE & BIG FINE
SPLINE INPUT
OPTIONS**



TORQUE CONVERTERS & FLEXPLATES

DODGE PROFORCE 3D CONVERTERS				CORE
1071217X	(24) (25) (140)	1994-2007 48RE Enhanced Stall		<input checked="" type="checkbox"/>
1071217LX	(24) (25) (140)	1994-2007 48RE Low Stall		<input checked="" type="checkbox"/>
1071217X-HS	(24) (25) (140)	1994-2007 48RE High Stall		<input checked="" type="checkbox"/>
1071220X	(24) (25) (140)	2007.5-2018 68RFE Enhanced Stall		<input checked="" type="checkbox"/>
1071220LX	(24) (25) (140)	2007.5-2018 68RFE Low Stall		<input checked="" type="checkbox"/>

DODGE SOLID SHAFT PROFORCE 3D CONVERTER				CORE
1071227-HS	(221)	1994-2007 47RE/47RH/48RE High Stall		<input checked="" type="checkbox"/>

DODGE BIG SPLINE PROFORCE 3D CONVERTERS				CORE
1071218X	(24) (26) (140)	1994-2007 47RE/47RH/48RE Enhanced Stall		<input checked="" type="checkbox"/>
1071218X-HS	(24) (26) (140)	1994-2007 47RE/47RH/48RE High Stall		<input checked="" type="checkbox"/>

CHEVY PROFORCE 3D CONVERTERS				CORE
1071240	(24) (140)	2001-2016 Allison 1000 - Enhanced Stall		<input checked="" type="checkbox"/>
1071241	(24) (140)	2001-2016 Allison 1000 - Low Stall		<input checked="" type="checkbox"/>
1071240-HS	(24) (140)	2001-2016 Allison 1000 - High Stall		<input checked="" type="checkbox"/>

FORD PROFORCE 3D CONVERTER				CORE
1030222	(140)	2008-2010 5R110		<input checked="" type="checkbox"/>

**EXTRA HIGH STALL STATORS
AVAILABLE FOR SLED PULLERS**

NEW DODGE 47/48RE PROFORCE TORQUE CONVERTER

- Torque multiplying cast aluminum stators
- Lower rpm response than the stock converter
- More efficient operation
- Less heat and better fuel economy.
- Stamp-forged steel front cover
- Furnace-brazed fins

1070247X	(24) (140)	1994-2007 48RE Enhanced Stall	Dodge
1070247LX	(24) (140)	1994-2007 48RE Low Stall	Dodge
1070247X-HS	(24) (140)	1994-2007 48RE High Stall	Dodge



**NEW
STRONGER
SINGLE DISC
BILLET APPLY
PISTON**



- > **STRONGER BILLET STEEL PISTON WILL NOT DEFLECT**
- > **HARDENED PISTON SEAL BORE REDUCES GALLING**
- > **IMPROVED FRICTION LINING**
- > **TESTED TO 1000LB FT CRANK TORQUE**

NOTES: (24) Enhanced Stall - Street or Towing Applications
Low Stall - Street w/Low Rear End Ratio/Stock Tires
High Stall - Race/Drag/Sled applications only
(25) Billet Input Shaft recommended with install of Triple Torque Force Converters

(26) Transmission must have Big Fine Spline input shaft
(140) Instructions included to ship core(s) back free of charge
(221) Solid Shaft part number 1065200 is required
 - Refundable core charges apply.

PROFORCE PERFORMANCE & TOWING CONVERTERS

- Torque multiplying cast aluminum stators
- Lower rpm response than the stock converter
- More efficient operation
- Less heat and better fuel economy.
- Stamp-forged steel front cover
- Furnace-brazed fins



DODGE PROFORCE CONVERTERS			CORE	FORD PROFORCE CONVERTERS			CORE	CHEVY PROFORCE CONVERTERS			CORE	
1060210X	(140)	1988-1993 727/518	<input checked="" type="checkbox"/>	1030223 (140)	1995-2003 4R100 7.3L	<input checked="" type="checkbox"/>	1030230 (140)	2001-2010 Allison 1000	<input checked="" type="checkbox"/>	CUMMINS 5.9L MOTOR HOME PROFORCE CONVERTER		CORE
1070220X	(24)(140)	2007.5-2018 68RFE Enhanced Stall	<input checked="" type="checkbox"/>	1030227 (140)	2003-2007 5R110 6.0L	<input checked="" type="checkbox"/>				1060200X	Allison A540/A542/A545	<input checked="" type="checkbox"/>
				1030229 (140)	2008-2010 5R110 6.4L	<input checked="" type="checkbox"/>						

SOLID 37-SPLINE INPUT SHAFT KIT 47/48RE TRANSMISSION/CONVERTER

1994-2007 DODGE

- Torsion tested in excess of 4000 ft-lbs without failure
- High stressed points at fluid ports and sealing ring grooves are eliminated
- 1-3/16 diameter 37-tooth involute spline geometry
- Cold formed / rolled splines for superior fatigue properties
- Uniform material grain flow generated during the forming process
- Proprietary heat treatment and ultra-high strength VAR alloy
- Increased shaft length for improved torsional dampening
- Increased bearing support surface area
- Increased direct hub spline length for additional clutch capacity
- Ultimate fluid transfer flowrate, to and from the converter with reduced restrictions common to other large shafts
- Must be used in conjunction with the Hi5 or ProForce 3D multi-disc Solid Shaft capable converter
- Comes with pump stator support assembly

SANTJER 37-SPLINE SOLID SHAFT KIT		
1065200	(220)	1994-2007 47/48 5.9L

1994-2007 47/48 SOLID SHAFT TORQUE CONVERTERS			CORE
1071266	(221)	Hi5 High Stall	<input checked="" type="checkbox"/>
1071227-HS	(221)	ProForce 3D High Stall	<input checked="" type="checkbox"/>

PERFORMANCE PLUS SOLID SHAFT TRANSMISSION			CORE
1065204	(220)	2003-2004 4wd	<input checked="" type="checkbox"/>
1065214	(220)	2005-2007 4wd	<input checked="" type="checkbox"/>



SOLID 37 SPLINES

STOCK 23 SPLINES

STOCK HIGH STRESS

HI5 RACE READY TORQUE CONVERTER

- Torque Converter can be disassembled for maintenance, allows unit to be rebuilt between races!
- Tested to withstand 3480 ft-lbs of torque
- Fits with stock bellhousing
- 5 large diameter frictional surfaces
- Ability to switch stator/stall speeds
- Self-centering teeth design increases contact decreases wear and chatter
- Can be ordered with 12 bolt flexplate
- Race proven!

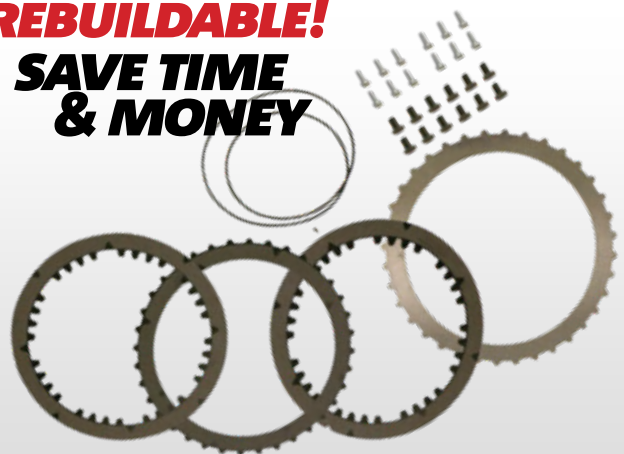


Dodge 1994-2007 47/48		CORE
1071266	37-Spline Solid Shaft High Stall	<input checked="" type="checkbox"/>
1071264	37-Spline Solid Shaft Enhanced Stall	<input checked="" type="checkbox"/>
1071261	35-Spline Big Shaft High Stall	<input checked="" type="checkbox"/>
1071263	27-Spline Shaft High Stall	<input checked="" type="checkbox"/>
1071260	23-Spline Shaft High Stall	<input checked="" type="checkbox"/>
1071262	23-Spline Shaft Enhanced Stall	<input checked="" type="checkbox"/>
1041212	12-Bolt Flexplate	
1071269	Hi5 Rebuild Kit	

HI5 TORQUE CONVERTER REBUILD KIT

- Everything you need to refresh your Hi5 torque converter for another run
- Includes clutch plates, o-ring, assembly bolts and flex plate bolts

REBUILDABLE!
SAVE TIME & MONEY



NOTES: (24) Enhanced Stall - Street or Towing Applications / Low Stall - Street w/Low Rear End Ratio/Stock Tires / High Stall - Race/Drag/Sled applications only
(140) Instructions included to ship core(s) back free of charge
(220) Must be used in conjunction with the Hi5 or ProForce 3D multi-disc Solid Shaft capable converter
(221) Solid Shaft part number 1065200 is required

FLEX-PLATES



- Meets SFI 29.3 Approval!
- Reliably handle up to 2,000 lb-ft of torque or up to 3,500 lb-ft with addition of friction shims
- Twice the material of the stock flex plate
- Forged billet & Precision-balanced
- Black Oxide coated to resist corrosion and prevents hydrogen embrittlement caused by common zinc plating
- Allows axial thrust unlike solid flywheel conversions
- Fits any OEM or aftermarket torque converter
- Direct, bolt-in replacement for the stock unit

1041210 (233)	1994-2007 5.9L	Dodge
1041221	2007.5-2018 68RFE	Dodge
1041212	1994-2007 12-Bolt	Dodge



- Meets SFI 29.3 Approval!
- Reliably handle up to 1,500lb-ft of torque
- Twice the material of the stock flex plate
- Forged billet & Precision-balanced
- Black Oxide coated to resist corrosion and prevents hydrogen embrittlement caused by common zinc plating
- Allows axial thrust unlike solid flywheel conversions
- Fits any OEM or aftermarket torque converter
- Direct, bolt-in replacement for the stock unit

1041260 (103) (104)	2001-2019 Duramax	Chevy
---------------------	-------------------	-------



- Balanced to OE specifications
- One piece billet machined with integrated counterweight
- Manufactured from Quench and Tempered Steel with a Yield strength of 100,000psi
- Black oxide coated
- Heat treated and hardened ring gear to last longer
- Fits OEM and aftermarket 6-bolt torque converters


1041242	2003-2007 6.0L 5R110	Ford
1041240	2008-2010 6.4L 5R110	Ford
NEW 1041245 (248)	2011-2019 6.7L 6R140	Ford

BD DIAMOND BITE SHIMS

1994-2018 DODGE

- Diamond embedded electroless nickel coating creates a micro-bite between the flexplate surfaces
- Significant friction increase protects your flexplate from slipping
- Allows handling of much higher loads and bigger horsepower numbers
- Recommended for high output and heavy duty applications

1041209	1994-2019 47RH / 47RE / 48RE/68rfe	Dodge
---------	------------------------------------	-------



TOP QUALITY CLUTCH PARTS

New and rebuilt clutches ranging from OEM factory specifications to varying degrees of performance and heavy duty for all automotive, truck, and industrial applications!

CHECK OUR PRICE LIST FOR SOUTH BEND CLUTCHES

- NOTES: (248) Will not fit early 2011 trucks with 8-bolt converter - will have to update to 6-bolt converter
 (103) Factory ring gear is mounted separately from the flexplate. This item does not include the ring gear assembly.
 (104) Must be used with new GM mounting hardware (sold separately). GM part# 97226126 (8 required)
 (233) Does not fit 1989-1993 Dodge trucks due to insufficient torque converter clearance

BRUTE HOLDING FORCE



PROTECT68 PRESSURE CONTROLLER


- 56% more theoretical holding power
- Custom valve body separator plate with gaskets increases line pressure while stopping internal cross leaks
- Pressure Control module delivers up to 250 PSI clutch apply pressure
- Dynamically adjusts hydraulic apply pressures based on turbo boost/engine load
- Dynamic control ramps up the much larger sweep
- Prevent clutch slippage
- Installation takes 2-to-3 hours
- No full transmission relearn required - quick relearn suggested
- A "fresh" stock transmission will have the ability to handle up to 400hp-450hp



1030363	2019-2020 6.7L Module Only Kit	Dodge
NEW 1030369 (266)	2007.5-2020 6.7L Module Only Kit	Dodge

PROTECT68 GASKET PLATE KIT

- Ideal for use with EFI Live, HP Tuners or H&S transmission pressure tuning.
- Custom BD valve body separator plate
- enables the transmission to make up to 250psi line pressure.
- Exclusive BD separator plate gaskets eliminate cross leaks and eliminate P0871 codes.
- Kit includes separator plate, valve body gaskets, pan gasket, 3 doughnut seals and a check ball.
- This kit requires custom transmission tuning or an additional module to command higher line pressure.



1030373 (143)	2007.5-2020 6.7L 68RFE	Dodge
NEW 1030375 (143)	2019-2020 6.7L 68RFE	Dodge

TRANSMISSION FILTER KITS NEW

REPLACEMENTS FILTERS FOR BD TRANSMISSIONS



1064042 (273)	47/48RE	Dodge
1064043 (274)	68RFE	Dodge



1064044	E4OD 4R100	Ford
1064046	6R140	Ford



1064041	Allison 1000	Chevy
---------	--------------	-------

FULL FLOW TRANSMISSION OIL FILTERS

- Removes clutch material and metal particles from the transmission oil
- Adds oil capacity
- Reduces transmission oil temperature
- Kit Includes heavy duty hoses, fittings and brackets



1064017	1994-2007 5.9L	Dodge
1064012	1994-1997 E4OD	Ford
1064013	1999-2003 4R100	Ford
1064018	2008-2010 5R110	Ford
1600365 (53)	Replacement Filter	

NOTES: (53) Electronic adapter only - requires 56041403AA transducer
 (143) Must use EFI/HP or H&S for additional transmission pressures
 (266) Requires transmission modifications to build high pressure such as BD transmission or use with 1030373 separator plate kit
 (273) Stock Torque Converter & Stock Pan Refill with 3.8L / BD Torque Converter & BD Pan Refill with 16L
 (274) Stock Torque Converter & Stock Pan Refill with 6.2L / Stock Torque Converter & BD Pan Refill with 10.5L / BD Torque Converter + BD Pan Refill with 22L

VALVE BODIES

- Modified, tuned and tested to provide optimum performance
- Dodge valve bodies have larger oil ports and first/second gear lock-up ability
- Allison valve bodies have new trim valves which increase clutch apply pressure
- Revised valve design and New springs
- Improved shift quality
- Increased clutch holding capacity
- Extended transmission life

ALLISON VALVE BODY

DODGE VALVE BODY

FORD ACCUMULATOR BODY



DODGE VALVE BODIES				CORE
1030410	(27) (140)	1991-1993 518	Dodge	<input checked="" type="checkbox"/>
1030415	(140)	1994-1995 47RH	Dodge	<input checked="" type="checkbox"/>
1030416	(140)	1996-1998 12-Valve 47RE	Dodge	<input checked="" type="checkbox"/>
1030418	(55) (140)	1998-2003 24-Valve 47RE	Dodge	<input checked="" type="checkbox"/>
1030423	(55) (140)	2003-2007 48RE	Dodge	<input checked="" type="checkbox"/>

C/W ELECTRONICS				CORE
1030416E	(126)(140)	1996-1998 12-Valve 47RE	Dodge	<input checked="" type="checkbox"/>
1030418E	(127)(140)	1998-2003 24-Valve 47RE	Dodge	<input checked="" type="checkbox"/>
1030423E	(127)(140)	2003-2007 48RE	Dodge	<input checked="" type="checkbox"/>

DODGE FULL MANUAL				CORE
1030415-FM	1994-1995 47RH	Dodge	<input checked="" type="checkbox"/>	
1030418-FM	1996-2003 47RE	Dodge	<input checked="" type="checkbox"/>	
1030423-FM	2003-2007 48RE	Dodge	<input checked="" type="checkbox"/>	

CHEVY & FORD VALVE BODIES				CORE
1030470	(140)	2001-2004 LB7 Engine	Chevy	<input checked="" type="checkbox"/>
1030471		2004-2006 LLY Engine	Chevy	<input checked="" type="checkbox"/>
1030472	(140)	2006-2010 LBZ/LMM Engine	Chevy	<input checked="" type="checkbox"/>
1060442	(140)	1988-2003 4R100/E40D 2wd	Ford	<input checked="" type="checkbox"/>
1060444	(140)	1988-2003 4R100/E40D 4wd	Ford	<input checked="" type="checkbox"/>

ALLISON PRESSURE CONTROLLER

- 25% to 115% more theoretical holding power
- Built in 275psi line pressure booster activates over 15psi of turbo boost
- Does not create parasitic load or extra heat when inactive
- Does not cause clunky or unusual shifts due to dynamic activation



1031315	Pressure Controller 2011-2016 6.6L	Chevy
---------	------------------------------------	-------

ALLISON PRESSURE CONTROLLER & LOCKUP

- Built in 275psi line pressure booster activates over 15psi of turbo boost
- Three automatic torque converter lockup modes that engage based upon turbo boost
- Enables Torque Converter lockup in 2nd gear, 3rd gear or based on vehicle speed
- Manual lockup switch included



1031312	(192) Lock-up Pressure Controller 2011-2015.5 6.6L	Chevy
---------	--	-------

DODGE 48RE PRESSURE CONTROLLER



- Prevents shudder and slippage
- Increases mainline pressure by mimicking higher throttle positions
- Prevents mid-range convertor shutter and clutch/band slippage
- Ramps towards stock pressures as the pedal gets closer to full throttle
- Reduces shift flare and gear hunting
- Easily plugs in-line with factory sealed connectors
- Excellent for vehicles with performance modules!

1030348	2005-2007 48RFE	Dodge
---------	-----------------	-------

NOTES: (27) Core Required for Rebuild
(55) Recommended Option for 2000-2007 Dodge - 1060602 Pressure Transducer or 1060605 Electronics Upgrade Kit

(126) c/w Governor Pressure Solenoid
(127) c/w Governor Pressure Solenoid & Transducer
(140) Instructions included to ship core(s) back free of charge
(192) For 2015 model year, this kit is only for early trucks. If your truck has code "AVF" on the glove box RPO build sticker this kit will not fit

6R140 PRESSURE CONTROLLER 2011-2019 FORD 6.7L

- 76% more theoretical holding power
- Delivers up to 300psi line pressure at WOT
- Only active when boost over 15psi, unlike solenoid foolers or plugs which are always active.
- Does not create parasitic load or extra heat when inactive
- No transmission relearn required



**INSTALLS
IN UNDER
AN HOUR**

1031320	2011-2019 6R140	Ford
NEW 1031319	2011-2019 6.7L LED Kit	Ford

DODGE 68RFE PRESSURELOC

- Progressive pressure increase gives smooth engagements with lower load on the pump at idle
- Achieve shorter shifts and increased torque capacity without creating low-speed harshness
- Improved clutch holding capacity for increased durability
- Delivers 10 psi increase at lower pressure range and 25 psi increase at higher pressure ranges
- Advance control integrated chip eliminates the occasional error code caused by resistor based devices
- Easy to install in-line plug module

1030368-V2 2008-2019 68RFE Dodge



DODGE PRESSURE TRANSDUCER UPGRADE KIT 48RE/47RE/46RE/44RE/42RE GAS & DIESEL



- Replaces the O.E. intermittent malfunctioning plastic transducer with more rugged, reliable and durable metal unit
- Can handle higher transmission line pressures without failure
- Kit includes electronic adapter to prevent over pressure codes
- Built-in temperature sensor for improved reliability

2000-2007 47RE / 48RE / 46RE / 44RE / 42RE
DIESEL/GAS TRANSMISSIONS

1060602	Complete Kit	Dodge
1060604 (53)	Transducer Adapter Only	Dodge

DODGE 47RE/48RE VALVE BODY ELECTRONICS UPGRADE KIT



- Includes Pressure Transducer Upgrade Kit
- Reliable Heavy Duty BorgWarner governor pressure solenoid
- Prevents wild oscillations
- Prevents debris accumulation

1060605 2000-2007 47RE/48RE Dodge

6R140 PRESSURE ENHANCER 2011-2019 FORD 6.7L



- Will not conflict with existing transmission tuning.
- Delivers up to 320 PSI of apply pressure
- Prevents clutch slippage
- Increased durability due to higher clutch holding capacity
- Fast and simple installation
- No tuning required

1030385 2011-2019 48RFE Ford

68RFE THREADED FILTER ADAPTER **NEW**



- Billet steel adapter for 68RFE spin-on filter
- Replaces the brittle plastic adapter

1030374 2007.5-2020 68RFE Dodge

NOTES: (53) Electronic adapter only - requires 56041403AA transducer



DODGE TRANSMISSION KIT WITH TAPSHIFTER

- Access all 4 gears with a tap of your finger
- Control lock-up clutch for pulling or dyno testing
- Overdrive control for in town or towing
- New OE 6.7L style shift lever
- Mini gear selection display
- Full manual mode acts like a manual valvebody
- Can now tow with a big single turbocharger

				CORE
1064234FT	(93)	2005-2007 48RE 4wd w/TVV Stepper Motor	Dodge	<input checked="" type="checkbox"/>
1064234BFT	(93)	2005-2007 48RE 4wd w/TVV Stepper Motor & Billet Input	Dodge	<input checked="" type="checkbox"/>
1064194FT	(93)	2003-2004 48RE 4wd	Dodge	<input checked="" type="checkbox"/>
1064194BFT	(93)	2003-2004 48RE 4wd & Billet Input	Dodge	<input checked="" type="checkbox"/>



DODGE TAPSHIFTER WITH VALVE BODY DODGE 48RE 2003-2007

				CORE
1031382	(267)	2003-2007 48RE	Dodge	<input checked="" type="checkbox"/>

FORD 6.0L/6.4L TAPSHIFTER

- Access all 5 gears with a tap of your finger
- Control lock-up clutch for pulling or dyno testing
- Overdrive control for in town or towing
- New Ford OE 6.7L style shift lever
- Works great with stock applications
- Mini gear selection display (Late Model has Dimmable display)
- 6.0L model includes High Pressure Variable Vane Exhaust brake

1031369		2003-2007 6.0L F250/F350-c/w Exhaust Brake functions	Ford
1031370	(58) (80) (136)	2008-2010 6.4L F250/F350	Ford



DURAMAX TAPSHIFTER

- Add fingertip control for easy Tap Shifting when passing, pulling, hill climbing or whenever you need to switch gears quickly
- Works great with engine retarders like BD's Exhaust Brake
- Includes new gear shift lever that is ergonomically designed for better fit and finish
- Wire harness with factory plug-in connections
- 2001-2002 kit includes an amber LED light for OD disable indication

1031360	2001-2002 Allison 1000	Chevy
1031361	2003-2005 Allison 1000	Chevy

NOTES: (58) Compatible With: H&S MiniMaxx Gauge Display, SCT LiveWire and SCT Power Flash X4 Gauges, DashDAQ Gauge Display and EDGE Insight CS, CTS.
 (80) Disconnect the Tap Shifter OBD connector when flash programming the ECM or TCM
 (93) BD torque converter must be installed at the time of installation of the transmission - use of a 3rd party or OE converter will invalidate the transmission warranty
 (136) Lock-up control only for 4th and 5th gear
 (267) Deep sump transmission pan required



TRANSMISSION ACCESSORIES

DODGE MANUAL TRANSMISSION SHORT SHIFT **UPGRADED**

- New Heat treating process refines grain and increases fatigue life by 8x.
- Tested for more than 1.5 million shifts cycles.
- Reduces shift lever travel by 20%.
- Easy, do-it-yourself installation.
- Includes billet aluminum shift plate, forged steel shift handle and high-strength fasteners.



TESTED TO MORE THAN 1.5 MILLION SHIFT CYCLES!

1031050	1999-2002 6spd NV5600	Dodge
1031055	2003-2005 6spd NV5600	Dodge
1031056	1998-2003 5spd NV4500 Diesel/Herni	Dodge



DODGE TOP SPEED ELIMINATOR



- Increases top speed to over 130 mph
- Allows adjustment for larger tires
- Removes torque-limiting function in first gear on 2000.5-2003 Dodge
- Easy under-hood installation

1057650	2000.5-2003	Dodge
1057655	2004-2005	Dodge

FORD 4R100 BYPASS ELIMINATOR KIT



- Allows for the removal of the problematic OEM cooler bypass tube assembly.
- Kit includes two aluminum shunts plus sealing washers.
- Handy preventative maintenance item when installing transmissions, coolers and filter kits, or, performing general service work.

1600036 (128)	1999-2003 4R100	Ford
---------------	-----------------	------

DODGE 2005 LOCKOUT

- Allows 4th gear to be disabled for exhaust brake use or pulling up hill.



1031350	2005 48RE	Dodge
---------	-----------	-------

DODGE APPS NOISE ISOLATOR

- Quick and easy fix.
- Removes interference from the accelerator pedal sensor circuit.
- Eliminates torque converter clutch cycling.



1300030	1994-2004 5.9L w/APPS 1999-2003 8.0L	Dodge
---------	---	-------

2LOW UNLOC DIFFERENTIAL KIT

Vehicle maneuverability is reduced in 4WD. When the 2Low Unloc is turned on, you disable the front wheel drive mechanism while full torque is available to the rear wheels. The front wheels will NOT be driven, delivering normal 2WD maneuverability while in low range!

- Designed to allow the operator to manually disable the front wheel drive mechanism by holding the hubs in the free (2WD) mode with the transfer case in 4WD low range
- By allowing the front wheels to be disengaged, maximum torque is available to the rear wheels
- This will also allow for sharp "All The Way Over" turns without the front axle u-joint hopping or binding
- With this kit installed, the front wheels will NOT be driven through the transfer case
- Allows to have full power and torque while in a high gear reduction applied to the rear axle(s) only



PREVENTS HOPPING OR BINDING!

DODGES 2009-UP & CHEVY 2001-UP VEHICLES:

- Installation is simple, the kit plugs in with factory connectors.
- No wire cutting or splicing
- Kit comes with an illuminated rocker switch for control and to indicate when the front axle is being overridden

1030703	4wd CAD Front Axle 1994-2002 2500/3500 1994-2001 1500	Dodge
1030705	2009-2019 1500 4wd 2014-2019 2500 4wd 2013-2019 3500 4wd	Dodge

1030710	2001-2014 2500/3500 4wd 2001-2013 1500 4wd	Chev
1030711 (222)	2015-2019 2500/3500 4wd 2014-2019 1500 4wd 2015-2020 SUV 4wd	Chev

2001-2020 CHEVY 4WD



2009-2017 DODGE 4WD



1994-2002 DODGE 4WD



NOTES: (128) Already included with all BD 4R100 Transmission, Auxiliary Filter, Xtruded Cooler and Build-It rebuild kits.
(222) Will not fit 2019 Chevrolet/GMC 1500 models with new body style, old body style only

CLEAN & MEAN INJECTORS

BD DIESEL'S PREMIUM LINE COMMON RAIL INJECTORS

BD Diesel's OE quality stock replacement injectors are assembled with the same exacting standards as our highest performance injectors, using Bosch procedures and fully calibrated and tested to ensure perfect operation.

Performance Plus injector part numbers 1714542 & 1724542 for the 2013-2018 Dodge 6.7L engine have been given EPA approval (CARB number pending). Not only that, test results by SEMA Garage showed a 30hp increase in power over stock!

- Precision calibrated and flow matched to a tolerance of +/-2% versus the OEM at +/-5%
- Manufactured by Bosch trained technicians with 30+ years of experience.
- All injectors tested and validated on a Bosch 815 test bench - Over 8 operating conditions tested
- Performance Plus injectors produces an extra 15 HP. Great for Street, Towing & Performance

**+30HP
OVER STOCK
WITH FACTORY TUNING**



- **NEW BOSCH SOLENOIDS**
- **NEW BOSCH NOZZLES**
- **NEW BOSCH CONTROL**

BD INJECTORS USE
GENUINE BOSCH PARTS



NO HASSLE WARRANTY ON RE-MANUFACTURED COMMON RAIL INJECTORS

BD is pleased to announce a 6-month injector No Hassle exchange program on our Reman Line, and Premium Line of Common Rail Injectors. This is in addition to the current warranty offered on these injectors.

What does "No Hassle" mean? BD will replace the suspect injector with another identical one, as long as the injector was not damaged during install or in a fire. All transactions will be facilitated by BD and shipped 2-Day FedEx

FedEx
2 DAY SHIPPING



FULL SPECTRUM OF INJECTION EXPERIENCE & SERVICES

BD Diesel Performance has been manufacturing, remanufacturing, and servicing automotive, commercial, agricultural, marine and industrial injection systems on state of the art equipment to the highest standards for over 45 years. Factory certified Bosch, Stanadyne, Delphi and Zexel calibration and repair lab and one of the few facilities in North America to have Bosch Common Rail parts and an overhaul and testing franchise.



DODGE CR STOCK REPLACEMENT INJECTORS



- Precision Calibrated to a flow tolerance of +/-2% versus the OEM at +/-5%
- Individual exchange injectors

DODGE 5.9L/6.7L COMMON RAIL STOCK INJECTORS				
1715503	(129)	(160)(161)(162)	2003-2004 5.9L 250/305hp	
1715505	(129)	(165)(166)(167)	2004.5-2007 5.9L 325hp	
1715518	(129)	(170)(171)(172)	2007-2012 6.7L Pick-up	
1715571		(129)	2007.5-2010 6.7L Cab/Cha	
1715588		(129)(236)	2010.5-2012 6.7L Cab/Cha	
1715542		(129)(235)	2013-2018 6.7L Pick-up	

DODGE CR STOCK PERFORMANCE PLUS INJECTOR SETS

- Exchange injector sets
- Produces an extra 5hp-15hp
- Great for Street, Towing & Performance
- OE nozzles
- Assembled using OE procedures
- Calibrated on computerized OE equipment
- Flow matched sets



DODGE 5.9L/6.7L CR INJECTORS			CORE
1714503	(129)	2003-2004 5.9L 250/305hp	<input checked="" type="checkbox"/>
1714505	(129)	2004.5-2007 5.9L 325hp	<input checked="" type="checkbox"/>
1714518	(129)	2007-2012 6.7L	<input checked="" type="checkbox"/>
1714542	(129)(227)(228)	2013-2018 6.7L	<input checked="" type="checkbox"/>




DODGE CR PERFORMANCE INJECTOR SETS

- Exchange high power Common Rail (CR) injectors
- 33% to 93% over
- OE quality nozzles are extrude honed
- Increased atomization
- Assembled using OE procedures
- Calibrated on computerized OE equipment resulting in flow matched sets

INJECTORS (129)	NOZZLE SET (30)	2003-2004 5.9L	CORE
1715860	1075880 (31)	60 HP 33%	<input checked="" type="checkbox"/>
1715861	1075881 (31)	90 HP 43%	<input checked="" type="checkbox"/>
1715862	1075882 (31)	120 HP 53%	<input checked="" type="checkbox"/>

INJECTORS (129)	NOZZLE SET (30)	2004.5-2007 5.9L	CORE	INJECTORS (129)	NOZZLE SET (30)	2007.5-2018 6.7L	CORE
1715865	1075885	60 HP 33%	<input checked="" type="checkbox"/>	1715870	1075890 (30)	60 HP 33%	<input checked="" type="checkbox"/>
1715866	1075886	90 HP 43%	<input checked="" type="checkbox"/>	1715871	1075891 (30)	90 HP 43%	<input checked="" type="checkbox"/>
1715867	1075887	120 HP 53%	<input checked="" type="checkbox"/>	1715872	1075892 (30)	120 HP 53%	<input checked="" type="checkbox"/>



DODGE 12-VALVE & 24-VALVE FLOW MODIFIED INJECTORS & NOZZLES

- Flow-enhanced exchange fuel injectors
- New nozzle design
- EDM machine orifices
- Highest degree of accuracy
- Orifices de-burred by abrasive extrusion process that enhances both fuel flow and atomization

INJECTOR SET	NOZZLE SET (30)	1998-2002 ISB 24-VALVE	INJECTORS 1988-1998 12-VALVE		CORE
			INJECTOR SET	NOZZLE SET (30)	
1075821	1075831	50 HP	1040175	1991-1993 6BTA 40 HP	<input checked="" type="checkbox"/>
1075822	1075832	75 HP	1040277	1040267 1994-1998 45 HP	<input checked="" type="checkbox"/>
1075823	1075833	100 HP	1040278	1040268 1994-1998 90 HP	<input checked="" type="checkbox"/>
1075824	1075834	125 HP (32)	1040279	1040269 1994-1998 120 HP	<input checked="" type="checkbox"/>
1075825	1075835	150 HP (32)			
1075826	1075836	200 HP (32)			



NOTES: (30) Qualified technician and equipment required
 (31) Qualified technician and equipment required
 (32) WARNING these injectors/nozzles are for extreme/race use only and may cause excessive smoke/heat
 (129) Sold individually/each
 (160) Replaces 0986435503, 0445120018, 0445120113, 0445120210, 0445120255
 (161) Replaces Mopar # R8004082AA, R8004082AB, R8004082AC, R5086894AA, R8310748AA
 (162) Replaces Cummins # 3949619, 4940589, 5254686, 5283318
 (165) Replaces # 0986435505, 0445120032, 0445120103, 0445120114, 0445120208, 0445120238
 (166) Replaces Mopar# R5135790AB, R5135790AC, R5135790AF, R8310746AA

(167) Replaces Cummins# 3968158, 4937700, 4940051, 5254688, 5263316
 (170) Replaces Mopar # R8069384AA, R8310749AA
 (171) Replaces Cummins # 3968158, 4937700, 4940051, 5254688
 (172) Replaces # 0986435518, 0445120050, 0445120193, 0445120185
 (227) All cylinders require same horsepower level injectors
 (228) Purchase 6 injectors for a complete set
 (235) Replaces 0445120342, 0986435621, 4994925, R8210512AA, R8415373AA
 (236) Replaces 0986435574, 0445120188, R8086182AA, R8333562AA
 - Refundable core charges apply on injectors, not nozzles.

CHEVY CR STOCK INJECTORS



- Precision Calibrated to a flow tolerance of +/-2% versus the OEM at +/-5%
- Individual exchange injectors

DURAMAX COMMON RAIL STOCK INJECTORS				CORE
1715502	(129) (234)	2001-2004 LB7		<input checked="" type="checkbox"/>
1715504	(129)(163)(164)	2004.5-2006 LLY		<input checked="" type="checkbox"/>
1715521	(129)(175)(176)	2006-2007 LBZ		<input checked="" type="checkbox"/>
1715520	(129) (173)(174)	2007.5-2010 LMM		<input checked="" type="checkbox"/>
1715522	(129)	2011-2016 LML		<input checked="" type="checkbox"/>

CHEVY CR STOCK PERFORMANCE PLUS INJECTOR SETS



- Exchange injector sets
- Produces an extra 5hp-15hp
- Great for Street, Towing & Performance
- OE nozzles
- Assembled using OE procedures
- Calibrated on computerized OE equipment
- Flow matched sets

DURAMAX CR INJECTORS				CORE
1714502	(129)	2001-2004 LB7	5%	<input checked="" type="checkbox"/>
1714504	(129)	2004.5-2006 LLY	5%	<input checked="" type="checkbox"/>
1714521	(129)	2006-2007 LBZ	5%	<input checked="" type="checkbox"/>
1714520	(129)	2007.5-2010 LMM	5%	<input checked="" type="checkbox"/>

CHEVY CR PERFORMANCE INJECTOR SETS



- Exchange high power Common Rail (CR) injectors
- 33% to 73% over
- OE quality nozzles are extrude honed
- Increases atomization
- Assembled using OE procedures
- Calibrated on computerized OE equipment resulting in flow matched sets



INJECTORS (129)	NOZZLE SET (30)	2001-2004 LB7	CORE
1716600	1076650	60 HP 33%	<input checked="" type="checkbox"/>
1716601	1076651	90 HP 43%	<input checked="" type="checkbox"/>

INJECTORS (129)	NOZZLE SET (30)	2004.5-2006 LLY	CORE
1716605	1076655	60 HP 33%	<input checked="" type="checkbox"/>
1716606	1076656	90 HP 43%	<input checked="" type="checkbox"/>

INJECTORS (129)	NOZZLE SET (30)	2006.5-2007 LBZ	CORE
1716610		60 HP 33%	<input checked="" type="checkbox"/>
1716611	1076661	90 HP 43%	<input checked="" type="checkbox"/>

INJECTORS (129)	NOZZLE SET (30)	2007.5-2010 LMM	CORE
1716615	1076665	60 HP 33%	<input checked="" type="checkbox"/>
1716616	1076666	90 HP 43%	<input checked="" type="checkbox"/>

NOTES: (30) Qualified technician and equipment required
 (129) Sold individually/each
 (163) Replaces # 0986435504, 0445120027
 (164) Replaces GM# 97780144, 97303657
 (173) Replaces GM # 98002368, 97780360

(174) Replaces # 0986435520, 0445120082
 (175) Replaces GM # 97361355, 97780358, 97780474
 (176) Replaces 0986435521, 0445120042
 (234) Replaces 0986435502, 0445120082, 97729095, 97720661, 97208074



DURAMAX CR PREMIUM STOCK **NEW** INJECTOR SETS



- Each BD Premium Injector is remanufactured using brand new Bosch OE Nozzle, Solenoid and Control Valve
- All injectors tested and validated on a Bosch 815 test bench. Over 8 operating conditions tested.
- Precision Calibrated to a flow tolerance of +/-2% versus the OEM at +/-5%

DURAMAX PREMIUM STOCK CR INJECTORS				CORE
1725502	(129)(234)	2001-2004 LB7	+15hp	<input checked="" type="checkbox"/>
1725504	(129)(163)(164)	2004.5-2006 LLY	+15hp	<input checked="" type="checkbox"/>
1725521	(129)(175)(176)	2006-2007 LBZ	+15hp	<input checked="" type="checkbox"/>
1725520	(129)(173)(174)	2007.5-2010 LMM	+15hp	<input checked="" type="checkbox"/>

CHEVY CR PREMIUM **NEW** PERFORMANCE PLUS INJECTOR SETS



- Each BD Premium Injector is remanufactured using brand new Bosch OE Nozzle, Solenoid and Control Valve
- Precision calibrated and flow matched to a tolerance of +/-2%.
- Produces an extra 5hp-15hp
- Great for Street, Towing & Performance
- Manufactured by Bosch trained technicians with 30+ years of experience.
- All injectors tested and validated on a Bosch 815 test bench. Over 8 operating conditions tested.

DURAMAX PREMIUM CR INJECTORS				CORE
1724502	(129)	2001-2004 LB7	+15hp	<input checked="" type="checkbox"/>
1724504	(129)	2004.5-2006 LLY	+15hp	<input checked="" type="checkbox"/>
1724521	(129)	2006-2007 LBZ	+15hp	<input checked="" type="checkbox"/>
1724520	(129)	2007.5-2010 LMM	+15hp	<input checked="" type="checkbox"/>

DODGE CR PREMIUM STOCK **NEW** INJECTOR SETS



- Each BD Premium Injector is remanufactured using brand new Bosch OE Nozzle, Solenoid and Control Valve
- Precision Calibrated to a flow tolerance of +/-2% versus the OEM at +/-5%
- Manufactured by Bosch trained technicians with 30+ years of experience.
- All injectors tested and validated on a Bosch 815 test bench. Over 8 operating conditions tested.

DODGE PREMIUM CR INJECTORS				CORE
1725503	(129)(160)(161)(162)	2003-2004 5.9L	+15hp	<input checked="" type="checkbox"/>
1725505	(129)(165)(166)(167)	2004.5-2007 5.9L	+15hp	<input checked="" type="checkbox"/>
1725518	(129)(170)(171)(172)	2007.5-2012 6.7L	+15hp	<input checked="" type="checkbox"/>
1725542	(129)(235)	2013-2018 6.7L	+30hp	<input checked="" type="checkbox"/>
1725571	(129)	2007.5-2010 6.7L Cab & Chassis		<input checked="" type="checkbox"/>
1725588	(129)(236)	2010.5-2016 6.7L Cab & Chassis		<input checked="" type="checkbox"/>

DODGE CR PREMIUM **NEW** PERFORMANCE PLUS INJECTOR SETS



- Each BD Premium Injector is remanufactured using brand new Bosch OE Nozzle, Solenoid and Control Valve
- Produces an extra 15 HP.
- Great for Street, Towing & Performance
- Precision calibrated and flow matched to a tolerance of +/-2%.
- Manufactured by Bosch trained technicians with 30+ years of experience.
- All injectors tested and validated on a Bosch 815 test bench. Over 8 operating conditions tested.

DODGE PREMIUM CR INJECTORS				CORE
1724503	(129)	2003-2004 5.9L	+15hp	<input checked="" type="checkbox"/>
1724505	(129)	2004.5-2007 5.9L	+15hp	<input checked="" type="checkbox"/>
1724518	(129)	2007.5-2012 6.7L	+15hp	<input checked="" type="checkbox"/>
1724542	(129)(227)(228)	2013-2018 6.7L	+30hp	<input checked="" type="checkbox"/>

NOTES: (129) Sold individually/each
 (160) Replaces 0986435503, 0445120018, 0445120113, 0445120210, 0445120255
 (161) Replaces Mopar # R8004082AA, R8004082AB, R8004082AC, R5086894AA, R8310748AA
 (162) Replaces Cummins # 3949619, 4940589, 5254686, 5283318
 (163) Replaces # 0986435504, 0445120027
 (164) Replaces GM# 97780144, 97303657
 (165) Replaces # 0986435505, 0445120032, 0445120103, 0445120114, 0445120208, 0445120238
 (166) Replaces Mopar# R5135790AB, R5135790AC, R5135790AF, R8310746AA
 (167) Replaces Cummins# 3968158, 4937700, 4940051, 5254688, 5263316

(170) Replaces Mopar # R8069384AA, R8310749AA
 (171) Replaces Cummins # 3968158, 4937700, 4940051, 5254688
 (172) Replaces # 0986435518, 0445120050, 0445120193, 0445120185
 (173) Replaces GM # 98002368, 97780360
 (174) Replaces # 0986435520, 0445120082
 (175) Replaces GM # 97361355, 97780358, 97780474
 (176) Replaces 0986435521, 0445120042
 (227) All cylinders require same horsepower level injectors
 (228) Purchase 6 injectors for a complete set
 (234) Replaces 0986435502, 0445120082, 97729095, 97720661, 97208074
 (235) Replaces 0445120342, 0986435621, 4994925, R8210512AA, R8415373AA
 (236) Replaces 0986435574, 0445120188, R8086182AA, R8333562AA

FORD 6.0L 58-VOLT FICM
FUEL INJECTION CONTROL MODULES



- Quicker, more affirmative starts in both cold and warm weather
- Critical components' voltage and temperature ranges have been increased
- Maximized current output without setting an overvoltage code
- Field test reports have indicated better throttle response and slight increases in horsepower
- Pre-programmed and ready to install

STOCK EXCHANGE REPLACEMENT FICM'S AND IDM'S ALSO AVAILABLE

CORE			
1059700-A	2003-2007 6.0L	Ford	<input checked="" type="checkbox"/>

FORD LOW PRESSURE LED ALARM KIT



- Keep tabs on your truck's fuel system
- Red or Amber LED that illuminates if lift pump pressure falls below spec
- Inexpensive protection and easy installation!

RED LED	AMBER LED		
1081140	1081143	2003-2007 6.0L	Ford

FORD CR 6.7L STOCK REPLACEMENT INJECTOR




- Individual exchange injectors

CORE			
1715515	(129)(168)(169)	2011-2014 6.7L	<input checked="" type="checkbox"/>

FORD PERFORMANCE 6.0L INJECTOR SETS
50HP & 90HP

- Set of 8 reman Pure Power injectors with performance nozzles
- 155cc and 175cc flow rated, suitable for 450hp-500hp with supporting airflow
- Internal injector body modifications to ensure maximum fuel is injected through nozzle
- Replaced rail connections, thru-rod, nuts and Belleville washers, o-rings, springs and spool valves
- Control Valve body and spool are precision ground to specific diametrical clearance for sealing and directing oil for injector operation
- All spools are replaced 100% and machined to original specification
- Each injector is 100% flow tested and nitrogen tested for leaks

- Flow volume, leakage rate, max needle lift and valve opening pressure (VOP) are also tested
- All sealing surfaces are refinished and maintain less than 2 microns of flatness
- Precision honed intensifier body is matched with new plungers to operate at extreme pressures and temperatures
- Replaced dampening pins and check plates to prevent cavitation



50HP	90HP	CORE		
1717005	1717006	(129)(131)	2003-Early 2004 6.0L	Ford <input checked="" type="checkbox"/>
1717000	1717001	(129)(132)	Late 2004-2007 6.0L	Ford <input checked="" type="checkbox"/>

COMMON RAIL FUEL PLUG KITS

- Replace failing pressure relief valves
- Seals in 30,000 psi rail pressure
- Improves engine starting
- Easily replaces the stock relief valve
- A must for high performance engines



1050070	(130)	2003-2007 5.9L	Dodge
1050071	(130)	2007.5-2018 6.7L 2004.5-2010 Duramax	Dodge Chevy

INJECTOR CONNECTOR FEED TUBE KIT

- Required for first time replacement of injectors for engines with a serial numbers less than 56462598
- Suggested on multiple injector swaps



1040281	1998.5-2002 ISB 24-valve
---------	--------------------------

COMMON RAIL FUEL PRESSURE RELIEF VALVE KIT

- Allows for the adjustment of common rail fuel pressure relief valves



1040360	2008-2018 6.7L 2004.5-2009 LLY/LBZ/LMM	Dodge Chevy
---------	---	----------------

NOTES: (129) Sold individually/each
 (130) Removing the fuel pressure relief valve can cause damage to the fuel system.
 (131) Up to production date 9/22/03
 (132) After production date 9/22/03
 (168) Replaces Ford # BC3Z-9H529-A, BC3Z-9H529-B
 (169) Replaces # 0445117023, 0986435415
 - Refundable core charges apply on injectors, not nozzles.

HIGH FUEL

WITH VENOM DUAL FUEL KITS X2



VENOM DUAL FUEL 6.7L POWERSTROKE

- The perfect fuel upgrade to utilize the power potential of a larger turbo
- Idler increases belt wrap on CP3 drive pulley
- Custom Tie-ins for CP3 drive pump fuel supply and return with quick connects
- Located where the secondary alternator would be mounted
- Designed to fit perfectly with our Scorpion turbo kit
- Add on 1050470-SB pulley kit required for 2011 single/dual alternator and 2012-2014 dual alternator
- Wiring harness included
- Available with or without CP3 pump.

2011 & Dual alternator equipped require Belt Conversion Kit



1050470	(142)	2011-2018 6.7L Powerstroke c/w CP3 pump	Ford
1050471	(142)	2011-2018 6.7L Powerstroke w/o CP3 pump	Ford
1050470-SB	(142)	Addon Kit 6.7L 2011 Single & Dual Alt / 2012-2018 Dual Alt	Ford

DESIGNED TO FIT PERFECTLY WITH OUR SCORPION TURBO KIT.



VENOM DUAL FUEL 5.9L/6.7L CUMMINS

- This kit is needed to push your Cummins past 600 to 1000hp.
- Capable of supplying enough fuel for over 1000hp with 2 stock pumps, and over 1800hp with R900 12mm Stroker pumps.
- Includes everything you need for a low cost, quick install including high quality silicone radiator hose
- The perfect fuel upgrade to utilize the power potential of larger turbos.
- Kit is available with or without CP3 .
- Optimized idler position increases belt wrap on CP3 drive pulley.
- Wiring harness included.

1050475	(77)	(c/w Pump) - 2005-2009 5.9L/6.7L	Dodge
1050476	(77)	2005-2009 5.9L/6.7L	Dodge
1050477	(77)	(c/w Pump) - 2010-2012, 2015-2018 6.7L	Dodge
1050478	(77)	2010-2012, 2015-2018 6.7L	Dodge


NEW	1050485	(257) (c/w Pump & Controller) 2005-2009 5.9L/6.7L	Dodge
NEW	1050486	(257) (c/w Controller) 2005-2009 5.9L/6.7L	Dodge
NEW	1050487	(257) (c/w Pump & Controller) 2010-2012 / 2015-2018 6.7L	Dodge
NEW	1050488	(257) (c/w Controller) 2010-2012 / 2015-2018 6.7L	Dodge

DESIGNED TO FIT PERFECTLY WITH OUR COBRA TURBO KITS.




NOTES: (77) ECM tuning required
 (142) Add on 1050470-SB pulley kit required for 2011 single/dual alternator and 2012-2016 dual alternator
 (257) ECM Tuning Required when not using optional controller

HIGH FLOW



NEW STRONGER SHAFT



R900

R900 12MM STROKER CP3 PUMP

- 12mm Stroke Cam Shaft Design
- Delivers enough fuel to support up to 900hp
- Maintains rail pressure
- All that fuel without going to a dual pump system
- New design cam shaft with modified plungers and stroke
- Long-term durability with consistent on-demand high fuel pressure supply
- Provides efficient atomization resulting in more power, better combustion and lower EGT's
- HPCP3 injection pump is fully tested before leaving our facility

DODGE CUMMINS 5.9L/6.7L		CORE
1050551	2003-2018 5.9L/6.7L Dodge	<input checked="" type="checkbox"/>



S600

DODGE REPLACEMENT CP3 PUMPS

- We have been rebuilding injection systems since 1972
- Factory trained by the best, we abide by high quality and production standards
- Our Injection team is focused on producing consistent quality utilizing the highest quality parts available
- We utilize world class calibration equipment and pride ourselves with a very low claim rate
- Our specialized computer driven test benches test for issues before they leave our facility

DODGE CUMMINS 5.9L/6.7L		CORE
1050105 (140)	2003-2007 5.9L Dodge	<input checked="" type="checkbox"/>
1050106 (140)	2007.5-2018 6.7L Dodge	<input checked="" type="checkbox"/>



R700

DODGE HIGH POWER R700 VP44 PUMP

- Big Power Increases AND Better Fuel Economy!
- Strategic durable mechanical modifications
- Produces higher pressure
- Better atomization
- Instant throttle response
- Up to a 100hp gain
- Can be used in addition to programmers and tuners
- Comes with BD's VP44 Stealth pump cover - no more clipping to and damaging external wires
- Recommended for use with BD single and twin performance turbo kits

DODGE CUMMINS 5.9L 24-VALVE		CORE
1050127HP (140)	1998-2002 24-valve Dodge	<input checked="" type="checkbox"/>

NOTES: (140) Instructions included to ship core(s) back free of charge

NEW

DODGE PERFORMANCE CR PUMP & INJECTORS PACKAGE

- R900 PUMP
- 12mm Stroke Camshaft made from custom alloy steel that is 9x tougher than 52100
- 72% increase in capacity / displacement
- Maintains rail pressure
- All that fuel without going to a dual pump system
- New design cam shaft with modified plungers and stroke
- Long-term durability with consistent on-demand high fuel pressure supply
- Provides efficient atomization resulting in more power, better combustion and lower EGT's
- HPCP3 injection pump is fully tested before leaving our facility
- INJECTORS
- OE quality nozzles are extrude honed
- Increased atomization
- Assembled using OE procedures
- Calibrated on computerized OE equipment resulting in flow matched sets

STAGED PACKAGES 12MM CP3 + PERFORMANCE INJECTORS

CUMMINS 5.9L

STAGE 1 650

STAGE 2 700

STAGE 3 775


CUMMINS 6.7L

STAGE 1 700

STAGE 2 775

STAGE 3 875

DODGE CUMMINS PERFORMANCE CR PUMP & INJECTORS PACKAGE			CORE
1051500	2003-2004 5.9L Stage 1 (33% Over)	Dodge	<input checked="" type="checkbox"/>
1051501	2003-2004 5.9L Stage 2 (43% Over)	Dodge	<input checked="" type="checkbox"/>
1051502	2003-2004 5.9L Stage 3 (53% Over)	Dodge	<input checked="" type="checkbox"/>
1051505	2004.5-2007 5.9L Stage 1 (33% Over)	Dodge	<input checked="" type="checkbox"/>
1051506	2004.5-2007 5.9L Stage 2 (43% Over)	Dodge	<input checked="" type="checkbox"/>
1051507	2004.5-2007 5.9L Stage 3 (53% Over)	Dodge	<input checked="" type="checkbox"/>
1051508	2004.5-2007 5.9L Stage 4 (93% Over)	Dodge	<input checked="" type="checkbox"/>
1051510	2007.5-2018 6.7L Stage 1 (33% Over)	Dodge	<input checked="" type="checkbox"/>
1051511	2007.5-2018 6.7L Stage 2 (43% Over)	Dodge	<input checked="" type="checkbox"/>
1051512	2007.5-2018 6.7L Stage 3 (53% Over)	Dodge	<input checked="" type="checkbox"/>



DODGE REPLACEMENT P7100 PUMPS



DODGE 12-VALVE 1994-1998 P7100 INJECTION PUMPS	STOCK HP	CORE
1994-1995 Auto Trans	1050854 (191)	<input checked="" type="checkbox"/>
1994-1995 Manual Trans	1050841 (191)	<input checked="" type="checkbox"/>
1996-1998 Auto Trans	1050911 (191)	<input checked="" type="checkbox"/>
1996-1998 Manual Trans	1050913 (191)	<input checked="" type="checkbox"/>

DODGE PERFORMANCE P7100 PUMPS



DODGE 12-VALVE 1994-1998 P7100 INJECTION PUMPS	300HP / 3000RPM	400HP / 3200RPM	CORE
1994-1995 Auto Trans	1051854 (191)	1052841	<input checked="" type="checkbox"/>
1994-1995 Manual Trans	1051841 (191)	1052841	<input checked="" type="checkbox"/>
1996-1998 Auto Trans	1051911 (191)	1052911	<input checked="" type="checkbox"/>
1996-1998 Manual Trans	1051913 (191)	1052913	<input checked="" type="checkbox"/>

DODGE REPLACEMENT VP44 PUMPS



- Comes with Low Pressure LED Alarm Kit


DODGE CUMMINS 5.9L 24-VALVE	CORE
1050037 1998.5-2002 Auto 1998.5-2000 Manual	Dodge <input checked="" type="checkbox"/>
1050038 2000-2002 Manual HO 245hp	Dodge <input checked="" type="checkbox"/>

(191) Shutdown solenoid not included

- Refundable core charges apply.


DODGE PERFORMANCE VE PUMP

DODGE 12-VALVE 1990-1993 VE INJECTION PUMPS	230HP	CORE
1990-1993 OEM Intercooled	1051205	<input checked="" type="checkbox"/>



DODGE REPLACEMENT VE PUMPS

DODGE 12-VALVE 1988-1993 VE INJECTION PUMPS	STOCK HP	CORE
1988-1991 Non-OEM Intercooled	1050114	<input checked="" type="checkbox"/>
1990-1993 OEM Intercooled	1050205	<input checked="" type="checkbox"/>




CHEVY R900 12MM STROKER CP3 PUMP

- 12mm Stroke Cam Housing Design
- Delivers enough fuel to support up to 900hp
- Maintains rail pressure
- All that fuel without going to a dual pump system
- New design cam shaft with modified plungers and stroke
- Long-term durability with consistent on-demand high fuel pressure supply
- Provides efficient atomization resulting in more power, better combustion and lower EGT's
- HPCP3 injection pump is fully tested before leaving our facility

NEW STRONGER SHAFT


CHEVY DURAMAX 6.6L	CORE
1050651 (151) 2001-2010 Chevy	<input checked="" type="checkbox"/>



CHEVY REPLACEMENT CP3/CP4 PUMPS

- Direct drop-in stock reman factory replacement pump
- Every pump is cleaned, inspected and quality tested to stringent specifications before leaving our certified facility.

CHEVY DURAMAX 6.6L	CORE
1050110 (140) 2001-2004 LB7 Chevy	<input checked="" type="checkbox"/>
1050111 (140) 2004.5-2005 LLY Chevy	<input checked="" type="checkbox"/>
1050112 (140) 2006-2010 LBZ/LMM Chevy	<input checked="" type="checkbox"/>
1050113 2011-2016 LGH/LML Chevy	<input checked="" type="checkbox"/>



(140) Instructions included to ship core(s) back free of charge
 (151) LB7 and LLY engines will require tuner programming, or, the original FCA/MPROP transferred from removed pump to new pump

- Refundable core charges apply.

EXCHANGE PUMPS & INJECTORS CHEVY 6.2L/6.5L FORD 6.9L/7.3L

Check our Price List



CUMMINS GOVERNOR SPRINGS P7100 PUMP



- Designed and engineered to enhance the middle and high end throttle response and enable more power thru the entire throttle range
- Only trained, qualified technicians with working knowledge of P7100 pumps should perform these upgrades

1040187	1994-1998 12-valve	Dodge
---------	--------------------	-------

DODGE 12-VALVE/P7100 GOVERNOR SPRING KIT



- Designed and engineered to enhance the middle and high end throttle response and enable more power thru the entire throttle range
- Comes with intake valve springs
- Only trained, qualified technicians with working knowledge of P7100 pumps should perform these upgrades

1040185 (114)	1994-1998 Dodge 12-valve	Dodge
---------------	--------------------------	-------

P7100 DELIVERY VALVE KIT



- Increased flow without replacing plungers and barrels
- Only trained, qualified technicians with working knowledge of P7100 pumps should perform these upgrades

1040186	1994-1998 12-valve	Dodge
---------	--------------------	-------

CUMMINS P7100 AFC SPRING KIT

- Ensures that full link travel occurs with a reasonable amount of boost and allows smoke control by adjusting the star wheel
- Spring tension is sufficient to allow smoke adjustment without reducing power at usually attained boost levels
- Spring is a bit longer to give a bit of "pre-load" without turning the star wheel so far that full link travel may be impeded
- AFC Spring Kit Includes:
 - Medium tension AFC Spring
 - Light tension AFC spring
 - Short, medium, and long break-off screws, M6 x 1.0 thread
 - Short, medium, and long button-head Allen screws
 - M6 x 1.0 thread.3 & 4 mm Allen wrenches



1040181	1994-1998 12-valve	Dodge
---------	--------------------	-------

HIGH-FLOW BANJO BOLT UPGRADE KITS



- Significantly increase flow
- Replaces banjo bolts on OEM lift pump, fuel filter and VP44 pump inlet
- Includes port for monitoring fuel pressure gauge kit or Low Fuel Pressure LED Alarm Kit

1050215	1999	Dodge
1050220	2000-2002	Dodge

VE FUEL PIN




- Increases of 30-40 hp and 90-100 ft. lbs. of torque
- Increases power band by a whopping 30%!
- Made from high quality chromoly steel
- Pins heat treated to the 52 Rockwell hardness scale
- Dual machine process overcomes wear patterns and resulting failure
- 3200 rpm governor spring extends engine rev range by 700 rpm
- New low-profile spacer washer and new throttle shaft O-ring

1040178	1988-1993 VE Fuel Pump	Dodge
---------	------------------------	-------

NOTES: (114) If 60lbs exhaust valve springs have not already been installed for use with Exhaust Brake, valve spring kit part no 1030060 is required

P7100 FUEL STOP PLATES

- Commonly known as a "cam plate"
- Controls the rack travel which affects the amount of fuel the P7100 fuel pump delivers
- Six different ramp designs
- Power gains from 30 to 150 hp and 70 to 300 lb.-ft. of torque
- Calibrated boost tube orifice improves turbo performance
- Strong knowledge of P7100 pump required



STOCK RATINGS	1040195 (#12)	1040194 (#11)	1040197 (#10)	1040193 (#8)	1040192 (#6)	1040196 (#5)
1994-1995 Auto 160 HP 400 lbs-ft CPL #s 1549, 1815, 1959, 1968	165/440	185/500	200/550	210/570	230/605	255/650 *b
1994-1995 Man 175 HP 420 lbs.-ft	190/500	210/550	220/570	230/605	250/635 *c	270/675 *c*d
1996-1998 Auto 180 HP 420 lbs-ft CA *a 180 HP 420 lbs-ft	190/500	210/550	220/570	230/605	250/635 *c	270/675 *c*d
1996-1998 Man 215 HP 440 lb-ft	230/605	280/680	330/750 *d*e	NR	NR	NR

*a - The California 96-98 Manual, and the automatic are both EGR engines 180 HP and 420 lbs-ft, which may not be to CPL # 1553

*b - Stock 1994-95 Automatics will require modifications to handle torque

*c - Stock 1996-98 Automatics will require modifications to handle torque

*d - Manual Clutch will not handle these ratings

*e - Exhaust temperatures will run hot without airflow improvements

NR - Not Recommended

GM 6.5L PMD RELOCATION KIT

- Relocates Pump Mounted Driver (PMD) away from potential heat build
- Extruded aluminium base
- Provides better heat sinking
- Easy installation
- Improves access for future diagnostics and/or repair

1036520	1994-2000 6.5L	Chevy
1036530 (37)	Black PMD Extension Cable - 40"	Chevy
1036531 (37)	Black PMD Extension Cable - 72"	Chevy
1036532 (133)	Grey PMD Extension Cable - 40"	Chevy
1036533 (133)	Grey PMD Extension Cable - 72"	Chevy
AP0024 (133)	Grey PMD Extension Cable - 8"	Chevy




6.5L REPLACEMENT PMD'S

- Replacement Pump Mounted Drivers (PMD)
- Grey and Black
- Check our Price List



VP44 "STEALTH" COVER



- Secure, sealed connection instead of notching the pump wire for competition modules
- Clean install
- Easy removal of racing performance boxes
- More reliable connection

1050201	1998.5-2002 ISB	Dodge
---------	-----------------	-------

DODGE LOW PRESSURE LED ALARM KIT



- Keep tabs on your truck's fuel system
- Red or Amber LED that illuminates if lift pump pressure falls below spec
- Inexpensive protection and easy installation!

RED LED	AMBER LED		
1081130 (84)	1081133	1998.5-2007 5.9L	Dodge

NOTES: (37) Will not fit new style Stanadyne "Grey" PMD manufactured after April 2009. Will fit all D-Tech and Stanadyne "Black" PMD's.

(84) Also available with Amber light (part # 1081133) often used in School Buses

(133) Will fit Stanadyne "Grey" PMD's only



VENOM PERFORMANCE LIFT PUMP KIT **NEW**

- New BD Technology
- Ball Bearing rotating assembly
- Diaphragm Based Pressure Regulation
- No more failure prone poppet valve
- 1-1/8" Fuel Pressure Regulator
- Preset 8-10psi
- Updated pump mounting bracket
- Includes Water separator & fuel filter
- 165gph (enough for one high flow 12mm CP3)
- Hard coat billet pump body (military grade)
- More fuel flow and better pressure regulation
- Ultra-compact design

1050322	2001-2010	Chevy
1050323	2011-2016	Chevy



FLOWMAX PERFORMANCE LIFT PUMP

- Kit includes Flow-MaX Lift Pump, Fuel Filter and Water Separator
- Ideal replacement for the OEM pump
- Single pump flows 150 gph to support up to 800HP
- Dual pumps are also available
- Ultra Quiet & Compact
- Vibration Isolators
- Aluminium Brackets
- Stainless Straps
- Versatile Frame Mount



1050301DF	(40)	1998.5-2002 24-valve	Dodge
1050305DF	(40)	2003-2004.5	Dodge
1050310DF		2005-2009 5.9L/6.7L	Dodge
1050311DF		2010-2012 6.7L	Dodge

FLOWMAX
SEPARATION & FILTRATION
SINGLE PUMP 150 GPH

FLOWMAX FILTERS

- Filter Modular Design
- Add-on High Efficiency Filter and/or Water Separator
- Easy to find Non-Proprietary Filter Cartridges



MODULAR FUEL FILTER KITS		
1050340-PFF	Fine Particle Fuel Filter	All
1050340-WSP	Water Separator Filter	All

FLOWMAX LIFT PUMP KITS

- Optional Fuel Filter and Water Separator



PUMP KITS			
1050301D	(40)	1998.5-2002 24-valve	Dodge
1050305D	(40)	2003-2004.5	Dodge
1050310D		2005-2009 5.9L/6.7L	Dodge
1050311D		2010-2012 6.7L	Dodge
1050316	(64)	2008-2010 6.4L	Ford
1050320D		2001-2010	Chevy
1050321D		2011-2016	Chevy

FLOWMAX FUEL HEATER KIT

- Prevent cold weather gelling of your fuel system
- Installs quickly with sealed electrical connectors
- The self-regulating 320 watt heater has over 3x the amount of heating power of other single systems, at a lower price
- Designed for the BD Venom, FASS, and AirDog fuel systems



1050346	BD FlowMax w/WSP
1050347	AirDog I, II, II-4G
1050348	FASS

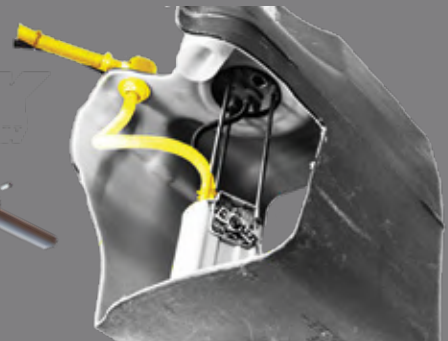


NOTES: (40) Vehicles with intank lift pump conversion require 1050302 Retrofit Kit for install of Flow-MaX (64) C/w Water Separator Filter Kit and Water In Fuel Sensor

FLOWMAX TOP SIDE DRAW KIT

- Chevy & Dodge 1/2" top side draw kit
- 5/8" corrugated pickup tube
- Highest flow capacity
- Constant & complete fuel supply
- Stock return tube utilized
- Kit includes hole saw

1050345 High Flow Top Draw Kit All



FLOWMAX MONSTER LINE KIT



- 1/2" fuel line from lift pump to CP3 injection pump

1050331 Monster Line Kit All

FLOWMAX TANK SUMP KIT



- Requires NO tank removal
- Simply drill one 3" hole
- Self-centering drain clamps & seals
- Includes filter screen, 1/2" outlet
- Quickest Install
- Kit includes hole saw

1050330 Tank Sump Pump Kit All

FORD 6.0L FUEL PRESSURE REGULATOR "BLUE" SPRING



- Easy replacement
- Increases fuel pressure
- Longer injector life

1500388 2003-2007 6.0L Ford

DODGE OEM BYPASS & REPLACEMENT LIFT PUMP

- Replacement and frame mounted bypass fuel lift pumps
- Lower cost alternative



1050226 (193)	1998.5-2004.5 24-valve	Auxiliary	Dc
1050224	1998.5-2002 24-valve	Replacement	Dc
1050229	1998.5-2002 24-valve	Bypass	Dc
1050227 (193)	2003-2004	Bypass	Dc
1050231	2003-2004.5	Replacement	Dc

DURAMAX REMOTE FUEL FILTER KIT

- Additional media surface that holds the dirt
- Stopping particles down to two microns nominal, five microns absolute
- Frame rail mounted



1050060	2001-2012 Duramax	Chevy
1500063 (33)	Replacement Filter	Chevy

DODGE FUEL DISTRIBUTION BLOCKS

- Designed for performance single CP3 pumps or dual CP3 set-ups
- Billet aluminum block replaces fuel filter and bowl
- Removes restriction and increases fuel flow
- Auxiliary supply and return ports for dual fuel supply
- Supply pump pressure sensor port
- Great for high fuel flow applications and performance lift pump kits such as FASS, AirDog and BD Flow-Max
- Includes fittings and clamps



1050370 (153)	2003-2009 5.9L/6.7L	Dodge
1050371 (153)	2010-2018 6.7L	Dodge



NOTES: (33) Equivalent to Donalson P551311
 (153) This kit removes OEM filtration, auxiliary filter kit required for fuel system protection
 (193) Some 2003-2004 trucks may have had the engine mounted fuel pump retrofitted to an in-tank pump, in this case this kit will not work. This pump will outflow in-tank pumps.

UPGRADE YOUR RIDE

DODGE TRACTION BARS

- 2-inch OD tube with QA1 3/4-inch heavy duty American-made rod ends
- Prevents wheel hop, axle wrap and large angles on U-joints
- No adjustment is needed when pulling or hauling
- Designed for trucks ranging from a 6-inch lift all the way to a 2-inch drop
- Polyurethane bushings provide direct loading without excessive movement unlike spring loaded designs
- Optimized to arc in the same path the axle travels during suspension movement which makes for a smooth ride and the ability to tow without having to adjust the bars
- No welding required
- All necessary hardware and Rivet-nut specific drill bit and tool included
- 54-inch eye-to-eye length



1032130	(156)(157)(226) (238)(239)(256)	2003-2018 2500/3500 w/o OEM Rear Airbags
---------	------------------------------------	---

DODGE STEERING BOX STABILIZERS

- Eliminates steering wander and wobble caused by excessive shaft play in the steering box
- Designed for easy, bolt-in installation in about an hour
- Virtually eliminates frame flex at the steering box mounting point
- More positive steering feel
- Silver vein powder coated for corrosion resistance
- Greasable, high-quality bearing for reliable operation
- High-strength mounting hardware

**WOBBLE
stopper**



1032002	(86) (87) (265)	1994-2002 2500/3500 2wd 1994-2001 1500 2wd	Dodge
1032004	(86) (87)	1994-2002 2500/3500 4wd 1994-2001 1500 4wd	Dodge
1032003	(85) (86) (87)	2003-2019 2500/3500 4wd	Dodge

NOTES: (85) Does not fit Power Wagon models
 (86) May interfere with snow plow equipment
 (87) Is compatible with most swaybar drop brackets in lifted trucks
 (91) For use on truck from stock height up to 4" lift
 (156) Please check aftermarket Airbag fitment before purchasing.
 (157) It is suggested in Heavy Duty applications to weld front mounts to frame.

(158) Will not fit 2014-2017 Dodge 2500 models equipped with coil sprung rear suspension or OEM air bag suspension
 (226) Designed for pick-up truck applications cannot guarantee fitment on all Cab & Chassis models
 (238) 2010-2018 crew cab long box trucks require cutting and welding of the frame bracket
 (239) 2014-2018 trucks with OEM air bags require cutting and welding of the axle bracket
 (256) Will not fit Dodge 2500 models equipped with coil sprung rear suspension
 (265) Some 2wd drive application utilize a solid axle, for these applications please use the 4wd SBS part# 1032004

DODGE ADJUSTABLE TRACK BARS

- Allow for correct axle alignment on lifted trucks up to 6-inches on Ford and 4-inches on Dodges
- No need to remove bar from the truck to adjust
- Made from high strength, heat treated forged components
- Exclusive Black Chromate coating that lasts twice as long a yellow Chromate
- Drive straighter with less wander and more positive steering feel
- Long lasting, easily serviceable polyurethane bushings
- Perfect solution for steering stability

Dodge Adjustable Track Bars		
1032011-F	1994-2002 4wd c/w Bracket	Dodge
1032013-F	2003-2012 4wd	Dodge
1302033-1	Poly Bushing Set	Dodge



FORD TRACK BAR KIT **NEW**

- Long lasting, easily serviceable polyurethane bushing
- No need to remove bar from the truck to adjust
- Adjustable to accommodate up to a 6-inch lift
- Made from high strength, heat treated forged components
- High quality black Cerakote finish
- No welded joints
- OEM Ball joint comes pre-installed
- Drive straighter with less wander and more positive steering feel
- Perfect solution for steering stability
- Helps resolve "Death Wobble"

1032110 (70)	2005-2016 Super Duty F250/F350 4wd 2005-2015 F450/F550 4wd 2005-2013 F450/F550 2wd	Ford
1032111 (70)	2017-2020 F250/F350 SUPERDUTY 4WD	Ford



FORD CAM CASTER ADJUSTING KITS

- Suspension lifts, level lifts or even larger tires can cause negative castor resulting in potential wandering, wobble, pulling, stiff steering or even the inability to keep your truck on the road
- Allows adjustments for up to an additional 3.0 degrees positive caster
- Complete kit makes for a quick and easy driveway install
- Prevents a number of potential steering problems
- Reduces tire cupping and helps steering wheel return to center

1032100	2005-2010 Super Duty	Ford
NEW 1032103	2011-2020 F250/F350 (4WD) F450/F550 (2WD/4WD)	Ford



NOTES: (70) Front-end alignment is recommended after installing this product.
(209) 2007-2012 model years will require in addition to this kit a 1302058 bushing

GM STEERING UPGRADE KIT **NEW**

- High Strength Forged Steel Center Link
- Reduce front end "pigeon toe" with larger BD tie rods and Center link
- Great for applications with high torque and leveling kits
- 20% Larger outer Ball joint / 60% larger inner ball joint to increase life in leveled / lifted applications
- 60% Larger tie rod shaft increases strength and resists bending
- Heavy Duty "I" beam style center link resists bending, and increases safety factor
- Replacement parts that drop-in without geometry sacrifice or modifications required
- Works with OEM style components and fits OEM pitman / idler arms

1032150	2001-2010 HD	Chevy
1032125	(Tie Rod Only) 2001-2010 HD	Chevy



DODGE SWAY BAR END LINK KIT **NEW**

- Could virtually be the last time they have to be replaced!
- Dual Pivot Design
- Greater amount of articulation and less stress
- Long life Urethane bushing design
- Greater flex without breaking
- Will not pound out or seize due to the elements
- All components are designed to be easily serviceable
- Wearing items are low cost to replace
- Can quickly be installed in approximately 1-hour
- Trucks lifted more than 3-inches will require sway bar offset spacer which is typically included in most lift kits
- Replacement bushing set available p/n 1312062

1032050	(135) (241)	2000-2009 4wd	Dodge
1032051	(135) (241)	2010-2012 4wd	Dodge



NOTES: (135) Trucks lifted more than 3-inches will require sway bar offset spacer which is typically included in most lift kits
 (241) 2000-2005 may require drilling the axle mount to 9/16"

DODGE PATRIOT DIESEL FUEL PLUG/CAP

- Plug cap-less fuel filler neck
- Anodized billet aluminum
- O-ring ensures a tight fit prevents contaminants entering your fuel tank
- Magnetized base allows attachment to prevent loss when fueling
- No assembly required
- Unique gun cylinder design
- Insert spent 9mm casings (not included) for custom revolver look
- Multi functional bottle opener



1050073	(119) (120)	2013-2018 6.7L Cummins 2014-2018 3.0L EcoDiesel	Dodge
---------	----------------	--	-------

FORD 6.0L REPLACEMENT EGR COOLERS

- Replacement Heavy Duty EGR Coolers for 2003-2007 6.0L Ford Power Stroke Diesels
- TIG welded 304L stainless 0.375in.O.D. x 0.048in. walled tubes replace the OEM inner cores
- Prevents premature failure due to weak brazed joints
- Water deflectors added to increase turbulence to flow to aid in heat dissipation
- Pressure tested
- Includes O-ring and threaded insert
- 5-year limited warranty.



				CORE
1090201	(131)(140)	2003-2004 6.0L Round Tube	Ford	<input checked="" type="checkbox"/>
1090202	(132)	2004-2007 6.0L Square Tube	Ford	
1900204		2004-2007 Gasket Set Square Tube	Ford	



FORD CRANK CASE VENT (CCV) FILTER KITS



- Reduces crankcase oil vapor that contaminates the intake system
- Prevents deterioration of silicone boots causing them to balloon and blow off
- Installation takes just two hours

1032170	1999-2003 7.3L	Ford
1032175	2003-2007 6.0L	Ford
1302171	1999-2007 Replacement Filter Element	Ford

FORD 6.0L COOLANT FILTER



- Prevent oil cooler blockage causing engine damage
- Easily installed mounts in-line with the engine coolant hoses
- Comes with filter head, spin-on filter, mounting bracket, hoses, clamps, fittings, mounting hardware
- Bypass valve for easy change of filter

1032121	(2)	2003-2007 6.0L	Ford
P554685		Replacement Filter	Ford

DODGE KILLER DOWEL PIN (KDP) KITS



- The OEM dowel pin located behind the timing cover can work its way loose and drop down into the timing gears causing extensive damage
- This kit gives everything needed to replace the pin with a more permanent solution before it leaves your truck down

1040182	1994-1998 12-valve	Dodge
1040183	1998-2002 24-valve	Dodge

KILLER FROST PLUG PLATE 1989-2018 5.9L/6.7L DODGE

- Works with the frost plug in place, blown out, or leaking
- Five flange head bolts to keep the coolant contained
- Works with and without a TCC crossover tube
- No need to punch the old frost plug out

1040022	1989-2002 5.9L	Dodge
1040023	2003-2018 5.9L/6.7L	Dodge



NOTES: (2) F-Series Pick-up only / No E-Series
 (79) Trucks equipped with cruise control only
 (119) Used as a bottle opener may cause damage to anodized finish
 (120) Exposed magnet may cause damage to painted/finished surfaces

(131) Up to production date 9/22/03
 (132) After production date 9/22/03
 (140) Instructions included to ship core(s) back free of charge
 - Refundable core charges apply.

ELECTRONIC POSITIVE AIR SHUTDOWN - EMERGENCY ENGINE SHUTDOWN

- Over speed shut down control utilizing built in Intake Air control valve
- Safely shuts your engine down if over speeding
- Can be installed in less than 1.5 hours
- Factory plug in connections and wiring harness
- Save 3 hours installation labor over mechanical system
- Does not set ECM Trouble codes*
- Automatically resets after shut down
- Only the switch needs a tool to install
- Easily removed for truck lease returns



1036750	2007-2009 6.7L Pick-up 2007-2010 6.7L Cab & Chassis	Dodge
1036751	2010-2018 6.7L Pick-up 2011-2018 6.7L Cab & Chassis	Dodge
1036753	2019-2020 Pick-up / Cab & Chassis	Dodge
1036752	2014-2020 3.0L EcoDiesel	Dodge
1036754	2008-2010 6.4L	Ford
1036755	2011-2019 6.7L	Ford
1036756	2018-2020 3.0L F150	Ford

1036758	2008-2010 Duramax LMM Pick-up 2008-2015 Duramax Van 2011-2012 Duramax Cab & Chassis	Chevy
1036759	2011-2016 Duramax LML Pick-Up 2013-2016 Duramax LML Cab & Chassis	Chevy
1036761 (145)	2017-2021 Duramax L5P	Chevy
1036760	2016-2021 2.8L Canyon/Colorado	Chevy
1036752	2014-2020 3.0L Grand Cherokee	Jeep

NEW 1036757 2020 F-Series Superduty F250 / F350 / F450 / F550



POSITIVE AIR SHUTDOWN - MECHANICAL EMERGENCY ENGINE SHUTDOWN

- The most effective method to emergency shutdown engine is to cut the air supply
- Butterfly valve placed in-line in the air intake system
- Heavy duty electrical solenoid trips a locked safety cam causing the engine to shutdown within seconds
- Automatic engine overspeed electronics or Manual engine shutdown module
- Unique locking lever holds valve
- Unique bead lock keeps boots in place, no welding required!
- Reduced overall size as compared to competitive units
- Aluminum and stainless components plus weatherproof electrical connectors to prevent corrosion
- CAC pipes included for some vehicles

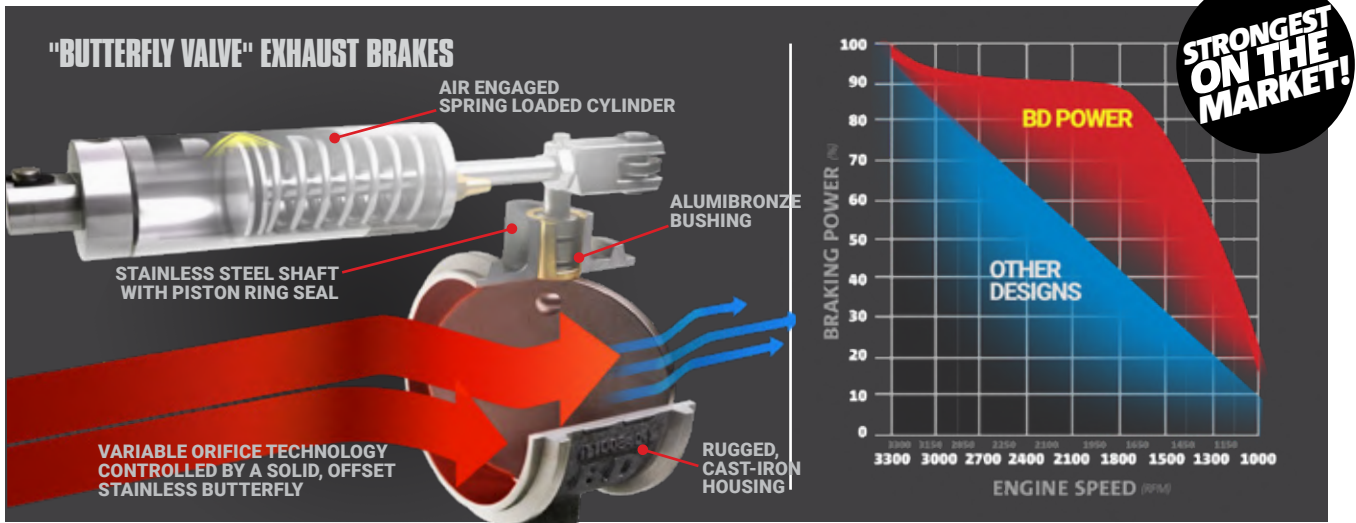
W/ELECTRONICS	MANUAL	APPLICATION	
1036734	1036734-M (49)	Universal 2.0"	All
1036731	1036731-M (49)	Universal 2.5"	All
1036730	1036730-M (49)	Universal 3.0"	All
1036732	1036732-M (49)	Universal 3.5"	All
1036733	1036733-M (49)	Universal 4.0"	All
NEW 1036739		Universal 4.0"	All

W/ELECTRONICS	MANUAL	APPLICATION	
	1036719-M	1998.5-2002 5.9L 24-valve	Dodge
1036720	1036720-M	2003-2007 5.9L	Dodge
1036723		2007.5-2009 6.7L	Dodge
1036724	1036724-M	2013-2014 6.7L	Dodge

W/ELECTRONICS	MANUAL	APPLICATION	
1036712	1036712-M	2004.5-2010 LLY/LBZ/LMM	Chevy
1036713	1036713-M	2011-2016 LML	Chevy

W/ELECTRONICS	MANUAL	APPLICATION	
1036701	1036701-M	2003-2007 6.0L	Ford
1036703	1036703-M	2011-2014 6.7L	Ford

NOTES: (49) 24-volt Adapter Kit available for Manual controlled Generic kits only
(145) Will set P0106 trouble code when activated



EXHAUST BRAKES

THERE'S A REASON WHY THE BD BRAKE IS THE MOST WIDELY-RECOGNIZED DIESEL EXHAUST BRAKE IN THE INDUSTRY: IT'S THE BEST!

- BD's exclusive Variable Orifice Technology
- BD's solid, offset butterfly
- Spring loaded cylinder
- Pressure regulation
- Provides up to 150 retarding horsepower throughout the engine's RPM range
- Rugged, cast-iron housings
- BD's exclusive alumibronze bushing
- Piston ring-seals
- Stainless steel butterfly shaft
- Proven to stand-up under the harsh, high heat conditions of the exhaust environment
- An air compressor is included in most kits for newer pick-up trucks



Wide variety of applications fit 1984-2018 Diesel powered pick-ups

DODGE		
1027343	(65) (90) (144)	2013-2017 6.7L Non-VGT Remote Air
1027342	(65) (90)	2007.5-2012 6.7L Non-VGT Remote Air
2023330	(90) (92)	2006-2007 5.9L Turbo Mount Air
1027330	(90)	2006-2007 Remote Mount Air 4" Exhaust
2023331	(89) (90) (92)	2004.5-2005 Turbo Mount Air
2023138	(89) (90) (92)	2003-2004 Turbo Mount Air
1027338	(90)	2003-2005 Remote Mount Air 4" Exhaust
2033137	(89) (90) (92)	1999-2002 Turbo Mount Vac
2033135	(41) (42) (43) (89) (90) (92) (237)	1988-1998 Turbo Mount Vac 60# Springs (See Note)
1037135	(41) (42) (43) (89) (90)	1989-1998 Remote Vac 4" Exhaust w/out APPS
1037136	(41) (42) (43) (89) (90)	1994-2002 Remote Vac 4" Exhaust with APPS

FORD		
1027150	(90) (219)	2011-2016 6.7L Remote Exhaust Brake
1027145	(90)	2003-2007 6.0L Remote Mount Air Manual Trans
1027145AP	(90)	2003-2007 6.0L Remote Mount Air Automatic Trans
1027146	(90)	2003-2007 6.0L PowerStroke 4" Exhaust Manual Trans
1027146AP	(90)	2003-2007 6.0L PowerStroke 4" Exhaust Auto Trans
2023144	(89) (90) (107)	1999-2003 7.3L Turbo Mount Air
1027144	(89) (90)	1999-2003 7.3L 4" Remote Air
2033143	(89) (90)	1994-1997 7.3L Turbo Mount Vac
1037143	(89) (90)	1994-1997 7.3L Van/HD Truck Remote Vac

CHEVY		
1024310	(44) (60) (82) (90)	2001-2010 w/Stock Exhaust
1024311	(44) (60) (82) (90)	2001-2010 w/4" Exhaust



INCLUDES ADJUSTABLE REGULATION FOR PEAK RETARDING PRESSURE

MOTORHOMES & HD TRUCKS

UNIVERSAL KITS (AIR ON BOARD)		
1028030	(90) (178) (180)	3.0-inch Exhaust
1028035	(90) (178) (180)	3.5-inch Exhaust
1028040	(90) (178) (180)	4.0-inch Exhaust
1028050	(90) (178) (179) (180)	5.0-inch Exhaust

UNIVERSAL KITS C/W AIR COMPRESSOR		
1028130	(90) (178) (180)	3.0-inch Exhaust
1028135	(90) (178) (180)	3.5-inch Exhaust
1028140	(90) (178) (180)	4.0-inch Exhaust
1028150	(90) (178) (179) (180)	5.0-inch Exhaust

MANUAL SHIFT LEVER SWITCH KITS

Optional power switch for the Exhaust Brake that mounts on the manual transmission shift lever

1030900	Rocker Switch - 5/8" Lever
1030910	Rocker Switch - 3/4" Lever
1300210	Push/Pull Switch - 5/8" Lever
1300240	Push/Pull Switch - 3/4" Lever

APPLICATION CHART		
	1030900 & 1300210	1030910 & 1300240
Dodge	1989-1993 / 1999-2007	1994-1998
Ford	1989-1993 / 1999-2007	1994-1998
Chevy	1983-1993	1994-2007



NOTES: (41) 1989-1998 12-valve engines require 1030060 exhaust valve spring kit
 (42) 1989-1993 turbo mount brakes require 1040050 down pipe kit
 (43) 1996-1998 "California" spec engines with EGR require 1030030 Kit
 (44) Requires HP Tuner or EFI Live for 2007-2010 LMM engines
 (60) Typical factory exhaust size of 3.5" on 2001-2007 LB7/LLY/LBZ and 4.0" on 2007.5-2010 LMM. Confirm pipe size before ordering.
 (65) If truck has no factory exhaust brake switch on dash, order kit 1027340 instead
 (82) 2006-up suggest installing 2001020/2001030 EXBrake instead
 (89) Trucks with automatic transmissions are suggested to also install an AutoLoc for electronic controlled lock-converters, or a lower stall converter for manual or no lock-up converters

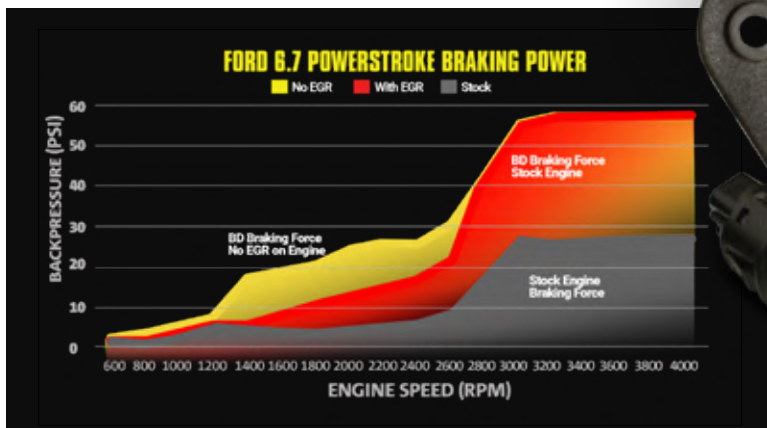
(90) Exhaust Back Pressure test gauge kit 1030050 suggested for the set-up of exhaust brakes
 (92) Trucks with aftermarket turbos (with the exception of 1045161 Killer B) would require remote mount exhaust brake
 (107) Will not work on early 1999 PowerStrokes (build date 03/21/99 and earlier)
 (144) Currently this product has been tested with Bullydog and H&S tuners. Please check with your tuner if using EFI (EZ Lynk) or HP Tuners as these products have been known to have compatibility issues.
 (178) Brake controls connect to throttle pedal with Accelerator Pedal Position Sensor (APPS). Vehicles without APPS will require 1300420 micro switch and custom bracket will have to be made.
 (179) 4-inch ID brake valve is used with 5-inch exhaust adapters
 (180) May not work with engines that have OEM Variable Vane (VGT) turbos such as Cummins ISX. Will work with aftermarket non-VGT turbos
 (219) This kit is intended to be used on non emission vehicles.
 (237) 1989-1993 trucks must purchase part number 1300535 throttle switch bracket separately

"VARIABLE VANE" EXHAUST BRAKES

- Electronically closes off turbocharger vanes to provide engine braking
- Can create up to 130 retarding horsepower
- Helps maintain speeds on descents and curves
- Better control of your truck and load.
- Different modes including automatic downshifting keeping engine rpm and engine retarding force high
- Integrated with the cruise control on most models to automatically accelerate and decelerate to maintain vehicle speed
- Engine Warm Up feature on Chevy LMM
- Easily installs by plugging into existing factory ports
- Switch mounted on dash
- New In-dash 'Push To Engage' Button on most models!

FORD POWERSTROKE			
1031369	2003-2007 6.0L F250/F350 - c/w TapShifter	Ford	
2001100	2008-2010 6.4L F250/F350	Ford	
2001102	2011-2014 6.7L F250/F350	Ford	

CHEVY DURAMAX			
2001020 (45)	2006-2007 LBZ	Chevy	
2001030 (45)	2007.5-2010 LMM	Chevy	



FORD 7.3L POWERSTROKE BRAKELoc



- Cost effective solution of engine retarding for towing with the automatic transmission on the Ford PowerStrokes
- Commands the Exhaust Back Pressure (EBP) valve to activate as well as keeping the lock-up clutch of the torque converter to stay engaged to allow up to 100% of the retarding force to be transferred while in 3rd and 4th gear
- Transmission oil temperatures will remain low because of little or no slippage occurring in the converter in these gears
- For more efficient retarding use or medium to heavy loads use BD Exhaust Brake

FORD DURAMAX			
1030750	1995-2003 7.3L Auto	Ford	
1030755	1994-2003 7.3L Manual	Ford	

AUTOLOC/TORQLOC EXHAUST BRAKE LOCK-UP CONTROLS



- Maintains lock-up when the exhaust brake is activated
- Ensuring 100% of the retarding force is being transferred in 3rd and 4th gears
- Prevents slippage and subsequent high oil temperatures
- TorqLoc with its three position switch allows for manual command of the lock-up as well as AutoLoc and stock operations

AUTOLOC & TORQLOC			
1030390	AutoLoc Dodge 5.9L, Ford 7.3L & Chevy 6.5L		
1031300 (137)	Auto / PressureLoc Ford 6.0L 2003-2007		
1030395	TorqLoc Dodge 5.9L, Ford 7.3L, Chevy 6.5T		
1030398	Torq / UnLoc Dodge 1994-2004 5.9L, Chevy 6.5T		

NOTES: (45) We cannot guarantee compatibility with all aftermarket products that have a permanent connection to the OBDII plug inside of the cab. Older Edge Attitude displays have a known compatibility issue & the newer Edge CTS and CS are not compatible at this time. H&S Mini Max are not compatible at this time. (137) Included in 1027145AP & 1027146AP Exhaust Brake Kits

F150 ESS AUTO-START-STOP
 2018-2020 FORD 3.0L DIESEL
 2015-2020 FORD F150 GAS

With the current generation Ford trucks, the engine start/stop function is on by default. You can turn it off, but this must be done every time you enter the vehicle. Take control and save yourself the frustration of constantly having to remember to turn off this function with the BD Power Engine Start/Stop Disable!

- Plugs in line with the factory switch
- Factory connectors, easy installation
- Does not permanently disable the feature
- Remembers your setting for the annoying engine start/stop feature

1038810	(269)	2015-2020 F150 Gas/Diesel	Ford
		2018-2020 Expedition	

TAKE COMMAND OF ENGINE START/STOP!



THROTTLE CONTROLS

HIGH IDLE KITS

- Easy to install
- Faster engine warm-ups
- Adjustable
- Great to use for remote starters, PTO's and extended idling applications

NEW FOR 3.0L F150

- Simply plugs into OBD port
- Use cruise control buttons to control high idle
- Set engine RPM between 800-2500rpm
- Compatible with remote start for automatic warmup

FORD 3.0L F150			
1036615	2018-2019 F150 3.0L	800-2500 RPM	Ford



DODGE 5.9L / 6.7L			
1036620 (47)	1998.5-2004	900/1200/1500/1800/2100 RPM	Dodge
1036621	2005-2006	900/1200/1500/1800/2100 RPM	Dodge
1036622	2007-2019	900/1200/1500/1800/2100 RPM	Dodge

DODGE 3.0L ECO DIESEL			
1036622	2014-2019	900/1200/1500/1800/2100 RPM	Dodge



CHEVY 6.6L DURAMAX 2020			
1036622	2020	900/1200/1500/1800/2100 RPM	Chevy

CHEVY 6.6L DURAMAX 2008-2019			
1036627	2008-2019	900/1200/1500/1800/2100 RPM	Chevy

CHEVY 6.6L DURAMAX 2001-2007			
1036600 (79)	2001-2004 LB7	800/1200/1800 RPM	Chevy
1036605	2004-2005 LLY	800/1200/1800 RPM	Chevy
1036606	2006-2007 LBZ	800/1250/1700 RPM	Chevy



FORD 6.0L / 6.4L / 6.7L 2005-2019 F250/F350/F450/F550			
1036610	2005-2010	1200-2400 RPM	Ford
	2011-2016	900-3000 RPM	
1036612	2017-2019	900-3000 RPM	Ford

FORD 6.0L 2003-2004 F250 / F350			
1036609	2003-2004 Auto Trans	1200 RPM	Ford



NOTES: (47) 2003-2004 vehicles must have Bell Crank mounted APPS
 (79) Trucks equipped with cruise control only
 (269) Does not currently work with 2020 F150 with lane departure switch type

TSBooster

by **BD POWER**

QUICKER THROTTLE RESPONSE & ACCELERATION



Enjoy quicker engine response and acceleration with the BD Power TSBooster. Factory connections mean a painless install giving you six acceleration levels and a security mode.

TSBooster doesn't affect warranty or tamper with emissions. Visit tsbooster.com to find the right application for your year and model of vehicle.

The TSBooster has a wide range of applications including: Dodge, Ram, Jeep, Ford, Lincoln, Chevrolet, Chrysler, Toyota, Nissan, Subaru, Cadillac, GMC, Fiat, Saturn, BMW, Buick, Alpha Romeo, VW, Audi, Porsche, and many other, Cars, Trucks and SUV's




NO NEED TO PROGRAM. TSBooster's sophisticated A.I. will do the work for you, learning the appropriate settings for your particular application from your throttle inputs.



**MANY APPLICATIONS
50 STATE LEGAL.**

VISIT TSBOOSTER.COM FOR APPLICATION & C.A.R.B. INFO

- Gas, Diesel, & Electric
- Valet and security modes
- Easy install
- Reduce pedal lag
- Multiple sensitivity settings
- Doesn't affect warranty
- No emission tampering



TSBooster by BD POWER FEATURE COMPARISON		COMPETITOR A	COMPETITOR B	COMPETITOR C	COMPETITOR D
Multiple Modes	✓	✓	✓	✓	✓
Modern Sleek Glossy Design	✓				
Artificial Intelligence with Pedal Learn ¹	✓				
Security Anti-Theft Mode ²	✓				✓
High Performance Ludicrous Mode	✓				
Multi-Color LED Easy View	✓		✓		✓
Safe Valet Mode ³	✓		✓		✓
Does Not Affect Warranty	✓	✓	✓	✓	✓
CARB Certified *	✓				
Single Plug Install ⁴	✓		✓	✓	✓
Economy Mode	✓		✓		✓
Watch Dog Timer ⁵	✓	✓			
Fail Safe Sensor Monitor ⁶	✓	✓			
No External Power Needed	✓		✓	✓	✓
Does Not Use OBD Port ⁷	✓		✓	✓	✓
No Additional Device Required for Level Change	✓		✓		✓

* See website for applicable models

¹ Due to advanced AI, TSB can adapt to new vehicles so you can take it with you when you sell your vehicle or return the lease. Check website for details.

² TSB can be adjusted to limit throttle input to zero

³ TSB limit output to control total HP.

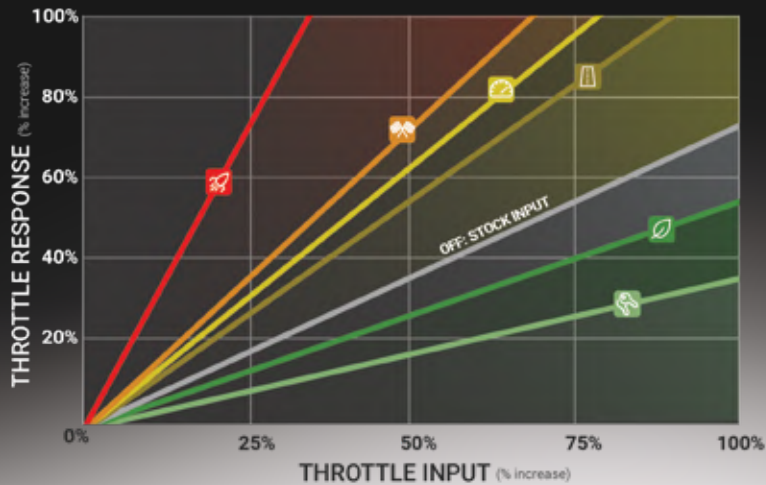
⁴ TSB has a single connection point, install time is less than 5 minutes

⁵ Watch dog timer actively monitors internal processor to ensure correct operation

⁶ If I/O falls outside range, the TSB will fail safe to passthrough.

⁷ Many aftermarket gauges or devices use the OBD port, the TSB is compatible 100% of the time.

TSBOOSTER MODE PERFORMANCE



THOUSANDS OF APPLICATIONS

Alfa Romeo			
Alfa Romeo	Giulia		
Alfa Romeo	Stelvio		
Audi			
Audi	A3		
Audi	A4		
Audi	A5		
Audi	A6		
Audi	A7		
Audi	A8		
Audi	allroad		
Audi	Q3		
Audi	Q5		
Audi	Q8		
Audi	R8		
Audi	RS3		
Audi	RS5		
Audi	RS7		
Audi	S3		
Audi	S4		
Audi	S5		
Audi	S6		
Audi	S7		
Audi	S8		
Audi	SQ5		
Audi	TT		
BMW			
BMW	325i		
BMW	325xi		
BMW	328i		
BMW	328i xDrive		
BMW	328xi		
BMW	330i		
BMW	330xi		
BMW	335d		
BMW	335i		
BMW	335i xDrive		
BMW	335xi		
BMW	525i		
BMW	525xi		
BMW	528i		
BMW	528i xDrive		
BMW	528xi		
BMW	530i		
BMW	530xi		
BMW	535d		
BMW	535d xDrive		
BMW	535i GT		
BMW	535i GT xDrive		
BMW	535i		
BMW	535i xDrive		
BMW	535xi		
BMW	545i		
BMW	550i		
BMW	550i GT		
BMW	550i GT xDrive		
BMW	550i xDrive		
BMW	640i		
BMW	640i Gr. Cpe		
BMW	640i xDrive		
BMW	640i xDrive Gr. Cpe		
BMW	645Ci		
BMW	650i		
BMW	650i Gran Coupe		
BMW	650i xDrive		
BMW	650i xDrive Gr. Cpe		
BMW	740i		
BMW	740Li		
BMW	740Li xDrive		
BMW	745i		
BMW	745Li		
BMW	750i		
BMW	750i xDrive		
BMW	750Li		
BMW	750Li xDrive		
BMW	760i		
BMW	760Li		
BMW	ActiveHybrid 5		
BMW	ActiveHybrid 7		
BMW	Alpina B6 xDrive Gr. Cpe		
BMW	Alpina B7		
BMW	Alpina B7 xDrive		
BMW	Alpina B7L		
BMW	Alpina B7L xDrive		
BMW	M3 From 3/2008		
BMW	M3		
BMW	M5		
BMW	M6 Gr. Cpe		
BMW	M6		
BMW	X1		
BMW	X3		
BMW	X4		
BMW	X5		
BMW	X6		
BMW	Z4 sDrive28i		
BMW	Z4 sDrive30i		
BMW	Z4 sDrive35i		
BMW	Z4 sDrive35is		
BMW	Z4		
Buick			
Buick	Cascade		
Buick	Encore		
Buick	Lacrosse		
Buick	Regal		
Buick	Regal Sportback		
Buick	Regal TourX		
Buick			
Buick	Verano		
Cadillac			
Cadillac	ATS		
Cadillac	CT6		
Cadillac	CTS		
Cadillac	ELR		
Cadillac	Escalade		
Cadillac	Escalade ESV		
Cadillac	SRX		
Cadillac	XT4		
Cadillac	XTS		
Chevrolet			
Chevrolet	Avalanche		
Chevrolet	Bolt EV		
Chevrolet	Camaro		
Chevrolet	Caprice		
Chevrolet	Colorado		
Chevrolet	Corvette		
Chevrolet	Cruze		
Chevrolet	Cruze Limited		
Chevrolet	Express 1500		
Chevrolet	Express 2500		
Chevrolet	Express 3500		
Chevrolet	Express 4500		
Chevrolet	Express Cargo		
Chevrolet	HHR		
Chevrolet	Impala		
Chevrolet	Impala Limited		
Chevrolet	Malibu		
Chevrolet	Silverado 1500		
Chevrolet	Silverado 1500 HD		
Chevrolet	Silverado 1500 LD		
Chevrolet	Silverado 2500		
Chevrolet	Silverado 2500 HD		
Chevrolet	Silverado 3500		
Chevrolet	Silverado 3500 Classic		
Chevrolet	Silverado 3500 HD		
Chevrolet	Silverado 4500 HD		
Chevrolet	Silverado 5500 HD		
Chevrolet	Silverado 6500 HD		
Chevrolet	Sonic		
Chevrolet	Spark		
Chevrolet	Suburban		
Chevrolet	Suburban 1500		
Chevrolet	Suburban 2500		
Chevrolet	Tahoe		
Chevrolet	Trailblazer		
Chevrolet	Trax		
Chevrolet	Volt		
Chrysler			
Chrysler	200		
Chrysler	300		
Chrysler	Aspen		

Chrysler	Pacifica	Hummer	H3T
Chrysler	Town & Country	Jeep	
Dodge		Jeep	Cherokee
Dodge	Caravan	Jeep	Commander
Dodge	Challenger	Jeep	Compass
Dodge	Charger	Jeep	Gladiator
Dodge	Dakota	Jeep	Grand Cherokee
Dodge	Dart	Jeep	Liberty
Dodge	Durango	Jeep	Renegade
Dodge	Grand Caravan	Jeep	Wrangler
Dodge	Magnum	Lexus	
Dodge	Nitro	Lexus	GX460
Dodge	Ram 1500	Lincoln	
Dodge	Ram 2500	Lincoln	Aviator
Dodge	Ram 3500	Lincoln	Continental
Dodge	Viper	Lincoln	Corsair
Fiat		Lincoln	MKC
Fiat	500	Lincoln	MKS
Fiat	500L	Lincoln	MKT
Fiat	500X	Lincoln	MKX
Ford		Lincoln	MKZ
Ford	Crown Victoria	Lincoln	Nautilus
Ford	E-150	Lincoln	Navigator
Ford	E-150 Club Wagon	Lincoln	
Ford	E-250	Nissan	Titan
Ford	E-350 Club Wagon	Nissan	Titan XD
Ford	E-350 Super Duty	Pontiac	
Ford	E-450 Super Duty	Pontiac	G8
Ford	EcoSport	Porsche	
Ford	Edge	Porsche	718 Boxter
Ford	Escape	Porsche	718 Cayman
Ford	Expedition	Porsche	911
Ford	Explorer	Porsche	Boxter
Ford	Explorer Sport Trac	Porsche	Cayman
Ford	F-150	Porsche	Macan
Ford	F-250	Porsche	Panamera
Ford	F-250 Super Duty	Ram	
Ford	F-350	Ram	Dakota
Ford	F-350 Super Duty	Ram	ProMaster 1500
Ford	F-450 Super Duty	Ram	ProMaster 2500
Ford	F53 Motorhome Chas.	Ram	ProMaster 3500
Ford	F-550 Super Duty	Ram	ProMaster City
Ford	F59 Commercial Chas.	Ram	Ram 1500
Ford	F650	Ram	Ram 1500 Cl.
Ford	F750	Ram	Ram 2500
Ford	Five Hundred	Ram	Ram 3500
Ford	Flex	Ram	Ram 4500
Ford	Focus	Ram	Ram 5500
Ford	Freestyle	Saturn	
Ford	Fusion	Saturn	Astra
Ford	Mustang	Subaru	
Ford	Taurus	Subaru	CrossTrek
Ford	Thunderbird	Subaru	Forester
Ford	Transit Connect	Subaru	Impreza
Ford	Transit-150	Subaru	Legacy
Ford	Transit-250	Subaru	Outback
Ford	Transit-350	Subaru	WRX
Ford	Transit-350 HD	Subaru	XV CrossTrek
GMC		Toyota	
GMC	Canyon	Toyota	4Runner
GMC	Savana 1500	Toyota	FJ Cruiser
GMC	Savana 2500	Toyota	Sequoia
GMC	Savana 3500	Toyota	Tacoma
GMC	Savana 4500	Toyota	Tundra
GMC	Sierra 1500	Volkswagen	
GMC	Sierra 1500 HD	Volkswagen	Arteon
GMC	Sierra 1500 Ltd.	Volkswagen	Beetle
GMC	Sierra 2500	Volkswagen	CC
GMC	Sierra 2500 HD	Volkswagen	e-Golf
GMC	Sierra 3500	Volkswagen	Eos
GMC	Sierra 3500 HD	Volkswagen	Golf
GMC	Yukon	Volkswagen	GTI
GMC	Yukon XL	Volkswagen	Jetta
GMC	Yukon XL 1500	Volkswagen	Passat
GMC	Yukon XL 2500	Volkswagen	Rabbit
Hummer		Volkswagen	Tiguan
Hummer	H3		

INNOVATION DRIVEN BY COMPETITION

BD Diesel is an innovative company and superior manufacturer that distributes products worldwide for North American Diesel vehicles. Located in Abbotsford, British Columbia, Canada, we design, create, manufacture, remanufacture and distribute a wide range of products specifically engineered for performance Diesel powered applications. BD's state-of-the-art facilities cover 65,000 square feet and employ 120 plus highly-trained individuals.

TRANSMISSION /TORQUE CONVERTER DESIGN & REMANUFACTURING

Increased horsepower and torque necessitate transmission modifications to ensure reliable operation. We redesign transmissions, roller bearing designs, pistons, sprag clutches and new valve controls. Electronic designs that are performance compatible for high piston apply pressures. BD specializes in diesel powered Ford, Dodge and Chevy truck transmissions.

PRODUCT DESIGN AND CNC PRECISION MACHINING

Having a vision of new product opportunity and carrying it through to creation requires a broad knowledge and tool base. CAD software, 3D prototype printers, computerized measuring instruments managed with the right staff is essential. Controlling quality and lead times is best done internally with our Machine Shop that is equipped with six CNC Vertical and Horizontal turning centers.

TURBOCHARGER DESIGN AND OVERHAULS

Exclusive engineered turbochargers from BD outperform and outlive others. In house turbo engineers work with the manufactures on modified engine designs to select the right components for proper power level matches. New performance turbos and rebuilt stock applications for any engine are offered.

FACTORY INSTALLATION, CALIBRATION & VEHICLE REPAIR CENTER

BD's sister Valley Fuel Injection has a fully equipped, 16 bay pick up repair center with a 1,500 hp Mustang Dyno. The latest in scanning equipment and certified diesel technicians tackle everything from installing BD products to calibrating your vehicle for optimal performance and efficiency to general maintenance and repairs.

BUTTERFLY VALVE MANUFACTURING

Harnessing the power of diesel engines to control vehicle descents with a Variable Orifice exhaust brake was the first of BD's butterfly valve design. Run away engines can be stopped with the Positive Air Shutdown butterfly mounted post turbo in the intake.

FUEL INJECTION PUMP & INJECTOR REPAIR AND REMANUFACTURING

Owing to its heritage as a diesel fuel systems specialist, BD is a factory-certified Bosch, Stanadyne, Delphi and Zexel calibration and repair lab that also remanufactures both electronically-controlled and mechanical fuel pumps and injectors for all diesel engine applications. Our factory trained technicians can service automotive, commercial, agriculture and industrial diesel pumps and injectors as well as automotive gas injectors.