

BORG/a[®]
SOUND LIKE HEAVEN GO LIKE HELL™

2018
56



BORG/a[®]
EXHAUST

BORG/a[®]
EXHAUST



» HOW TO
USE THIS
CATALOG

See page 69

» CONTENTS

- 4** About Borla®
- 6** Choose Your Sound
- 8** Passion & Perfection
- 10** R&D Update
- 11** Borla® Films
- 12** Borla®+Turbo Upgrade Kits
- 14** Borla® CrateMuffler®
- 16** Borla® Induction
- 18** Vehicle Applications
- 58** European Applications
- 60** Universal Tips
- 61** Borla® ProXS Mufflers
- 62** Specialty Mufflers, Clamps & Tubing
- 63** Borla® Boomers, Hot Rod Kits & Polish
- 64** XR-1® Raceline
- 67** XR-1® Tuner
- 68** Apparel
- 69** How to Use this Catalog

BUILDING EXCITEMENT SINCE 1978

BORLA
EXHAUST



From the historic backroads of Appalachia to the twisting canyons of the Santa Monica Mountains, Borla's operations span the rich variety of the American automotive scene.

Our 100-acre manufacturing and distribution plant in Johnson City, Tennessee employs the country's finest metal workers. Within our world-class research & development center in Oxnard, California, you'll find the industry's top engineers and fabricators.

We are proud to offer a true "Made in the USA" product sold around the world. Everywhere you look, Borla's spirit

of innovation and excitement screams with the same high-volume clarity as our unrivaled exhaust systems.

We are a company of motorheads, and it shows in our products, customer service, industry-leading Million Mile Warranty, and culture. On weekends, the same Borla employees who built your exhaust or helped you with technical support can be found competing at tracks, drag strips, off-road events and car shows.

Unlike any other exhaust brand, Borla® systems are designed from scratch on a vehicle-by-vehicle basis. Every car or truck has unique mechanical and acoustical

properties, all taken into account as we spend countless hours optimizing muffler body shapes, internal core configurations, flow dynamics, sound and more.

For many applications, Borla® gives you a variety of choices for the volume and character of your exhaust note — from a subdued rumble to an all-out roar. See pages 6-7 for more information on our patented sound technologies.

Everything we've learned from racing and street performance over nearly four decades is reflected in each product that leaves our facilities. Along with

the distinctive Borla® "Sound of Power" recognized by motoring enthusiasts everywhere, upgrading your ride with a Borla® exhaust gives you a boost in power and torque, improved fuel economy, longer engine life and refined motorsport styling.

But most of all, Borla® gives you the intoxicating rush that comes with every squeeze of the throttle, the thrill of raging power with every shift, and a heart-pounding soundtrack to match. More than anything else, we understand that we build far more than exhaust systems.

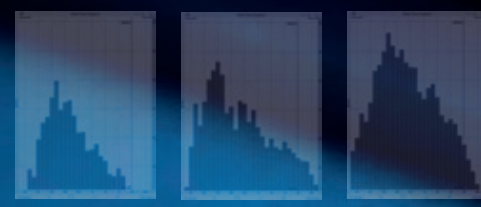
We build excitement.

CHOOSE YOUR SOUND»»

The sound of an exhaust provides far more than just ear candy. It's a communications conduit between car and driver. An invaluable link between human and machine. The exhaust sound provides acoustic feedback of engine rpm to aid the driver in critical decisions such as gear selection or throttle input in rev-match shifting.

At Borla®, we understand this concept better than any exhaust manufacturer. Combining patented technology with computer modeling, extensive prototyping and advanced frequency-spectrum analysis tools, Borla® engineers create exhaust systems on a vehicle-by-vehicle basis that best enhance the personality and performance of each car or truck in our catalog.

We also realize that every driver has their own preference for the volume and character of exhaust sound. Which is why many of our applications are available in each of the three sound technologies shown on the right.



BORLA® TOURING

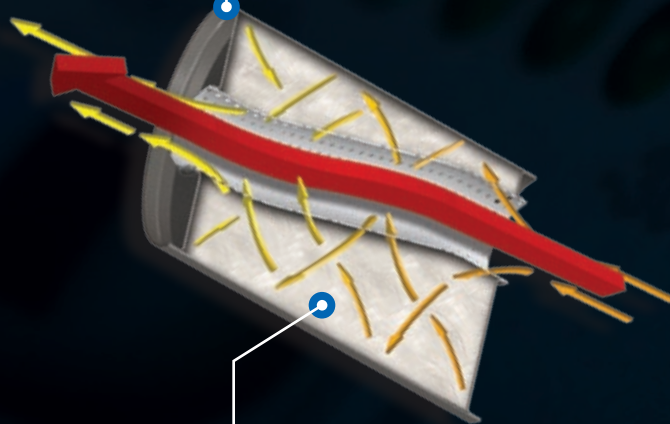
SOUND: MILD GROWL



HIGH PERFORMANCE WITHOUT THE ROAR

The single-core, high-flow design of Borla's Touring mufflers adds power and driving excitement with a sound that is deep and throaty, but just slightly louder than stock at open throttle. Perfect for the "sleeper" crowd.

Every Borla® muffler is constructed from high-quality austenitic stainless steel for maximum durability.



Packed with the same ultra-durable, continuous strand sound-absorbing composite filament featured in all Borla® mufflers.

SOUND WAVES → EXHAUST GASES →
Decibel level range Velocity maintained throughout temperature range

BORLA® S-TYPE

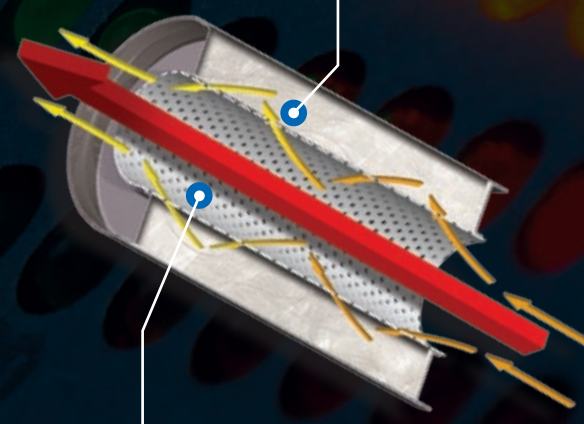
SOUND: AGGRESSIVE PLUS



STRAIGHT-THROUGH POWER

The S-Type's optimized combination of packing filament, straight-through core dimensions, perforation pattern and cylindrical shape delivers the intoxicating Borla® "Sound of Power" with every squeeze of the throttle.

Slim, equidistant space between wide diameter core and muffler wall provides an aggressive and throaty high-performance sound.



No reflective baffles or chambers with a multitude of welds that can fail, just a highly-evolved straight-through design proven to out-flow an empty, straight pipe.

SOUND WAVES → EXHAUST GASES →
Decibel level range Velocity maintained throughout temperature range

BORLA® ATAK®

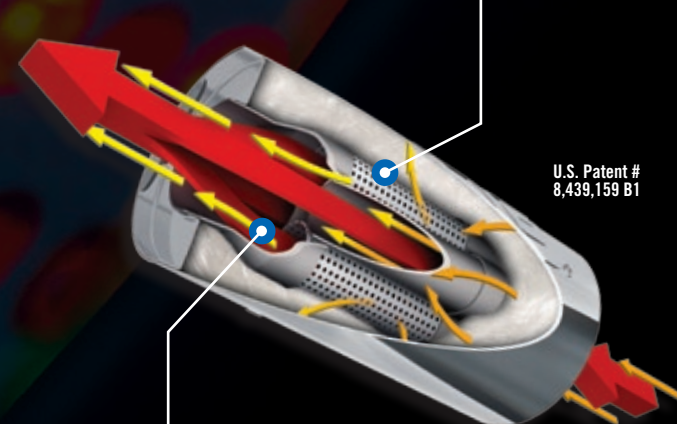
SOUND: SUPER AGGRESSIVE



ATAK® — "ACOUSTICALLY-TUNED APPLIED KINETICS"

The highest available dB (decibel) levels in our street-legal lineup. The size, quantity and perforation patterns of ATAK® muffler cores are tuned like a graphic equalizer on a vehicle-by-vehicle basis, to shape and focus sound waves for optimum high-volume output.

Borla® engineers fine-tune the perforation patterns, diameters and other characteristics of the internal cores to optimize ATAK® sound on a vehicle-by-vehicle basis.



U.S. Patent # 8,439,159 B1

Sound waves are attenuated and tuned while passing and deflecting through multiple core walls.

SOUND WAVES → EXHAUST GASES →
Decibel level range Velocity maintained throughout temperature range



FUELED BY PASSION

DRIVEN BY PERFECTION



SMOOTH MANDREL BENDS

Preserves the original pipe diameter throughout the bend, maximizing flow.

PRECISION FIT

Computer-controlled design and our close relationships with car manufacturers for fitment testing ensure easy bolt-on installations.

SUPERIOR CONSTRUCTION

While other brands crimp or weld muffler components, Borla® fuses them using a much more durable Tri-Gas TIG process.

HIGH-QUALITY T-304 AUSTENITIC STAINLESS STEEL

Proven as the industry's most durable exhaust alloy, T-304 Stainless Steel also ensures a long-lasting showroom appearance, easily maintained using Borla® Exhaust Cleaner & Polish.




MILLION MILE WARRANTY

That's 20,000 miles/year for 50 years! And we're behind you for every one.

SO EFFICIENT, IT ACTUALLY IMPROVES FUEL ECONOMY

A Borla® exhaust can increase fuel economy at cruising speeds.



R&D UPDATE

BORLA
+TURBO



BORLA
CRATEMUFFLER

BORLA® RELEASES COMPLETE TURBO UPGRADE KITS WITH TUNED EXHAUST

Featuring the high performance technology of Borg Warner turbochargers, Borla's Turbo + Exhaust upgrade kits include a "True Dual" Cat-Back™ S-Type exhaust (available only with this kit) with multiple tip exit options, a Borla® hi-flow air filter, SCT X4 tuner and NGK Iridium spark plugs. Thanks to an exclusive calibration tune developed by 5 Star Tuning, the kit adds up to 160 HP for 2011-16 Ford F150 3.5L. More applications coming soon, including 2015-17 Mustang EcoBoost 2.3L and 2016-17 Camaro 2.0L Turbo models. Downpipe options are available (for racing only). See page 12 for details.

BORLA® XR-1® TUNER

Borla's plug & play XR-1® Tuner immediately adds up to 40hp, 70lb/ft. of torque and improved fuel economy while cruising for Mustang EcoBoost (with more boosted vehicle applications coming soon). Quickly enabled and disabled, the XR-1® Tuner can be plugged in at the track and unplugged for the street. The unit's stealth programming leaves no trace in ECU flash memory. It includes a stainless steel mounting bracket, all cables and simple instructions. For racing only, the Borla XR-1® Tuner is not affected by dealer updates to the ECU. More info on page 67.

BORLA® CRATEMUFFLER®

The world's first mufflers engineered and tuned specifically for classic stock, custom-built and crate motors! Available in our signature Touring, S-Type and ATAK® sound technologies, a Borla® CrateMuffler® gives you premium looks, sound and performance. Full details on page 14.

MORE POWER, SOUND & STYLE FOR THE ALL-NEW 2016-18 CAMARO


Borla's engineers, designers and fabricators have developed Cat-Back and Rear Section exhaust systems, headers and more for the all-new Camaro SS, V6 and 2.0L Turbo. These bolt-on upgrades add performance, driving excitement, weight savings and fuel economy to this exciting new vehicle. View complete applications on page 21.

BORLA®



BORLA® FOR CAMARO SS

Hear & compare all the Borla® systems purpose-built for the 2016-17 Chevy Camaro.



HELL YES!

700 HP never sounded so good. Listen to what Borla® developed for the Dodge Challenger Hellcat.



BOBBY RUNYAN JR.

Bobby and Team Borla® push the limits of power, speed & traction at Texas Motor Speedway.



LEAD THE HEARD

Borla's CrateMuffler™ technology is purpose-built for popular motors. But hearing is believing!



SHELBY SOUNDTRACK

We think we've given the venerable Shelby GT350 the voice it deserves. See if you agree.

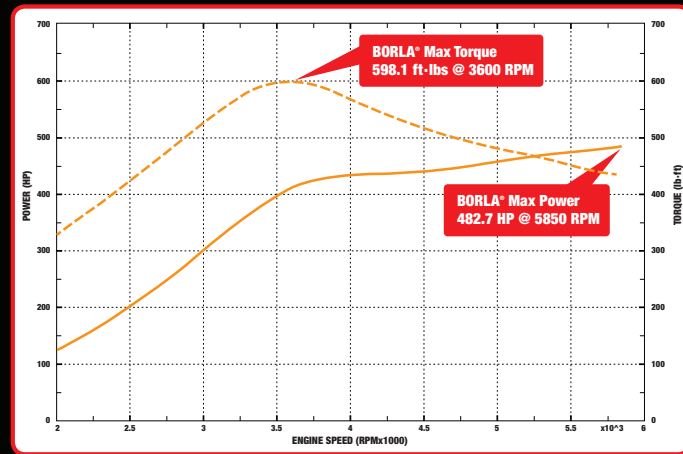
BORLA® + TURBO

TUNED TURBO/EXHAUST
UPGRADE KITS

Up to 160 HP for 2011-16 Ford F150 3.5L!

Featuring the high performance technology of Borg Warner turbochargers, Borla's Turbo + Exhaust upgrade kits include a "True Dual" Cat-Back™ S-Type exhaust (available only with this kit) with multiple tip exit options, a Borla® hi-flow air filter, SCT X4 tuner, exclusive calibration tune developed by 5 Star Tuning and NGK Iridium spark plugs. The kit is available now for 2011-16 Ford F150 3.5L EcoBoost trucks, with more applications coming soon — including 2015-17 Mustang EcoBoost 2.3L and 2016-17 Camaro 2.0L Turbo models. Borla® Downpipe options are also available (for racing use only).

2016 Ford F150 3.5L DYNO RESULTS



Kits Include:



Borla® Hi-Flow Air Filter.



High-performance Borg Warner turbochargers.



Featuring the High-Flow Turbo Technology of
BorgWarner

Kits include all components shown below, with your choice of the following Borla® Cat-Back™ exhaust systems:

Model/Group	Years	Product (Details on Pg. 55)	Sound Level	Pipe Diameters		TIP & EXIT INFO					Kit Part #
				Primary(s)	Secondary(s)	Tip Opening Size & Shape ¹	Tip Length	Tip Finish ²	Tip Style	Tip Exit	
Ford F150 3.5L V6 EcoBoost 2+4WD	11-12	Cat-Back™	S-Type	2.5"	2.25"	4" RD	12"	Bright	36	Single Split Rear	251004*
Ford F150 3.5L V6 EcoBoost 2+4WD	11-12	Cat-Back™	S-Type	2.5"	2.25"	4" RD	12"	Bright	18	Dual Side (R)	251007*
Ford F150 3.5L V6 EcoBoost 2+4WD	13-14	Cat-Back™	S-Type	2.5"	2.25"	4" RD	12"	Bright	36	Single Split Rear	251005*
Ford F150 3.5L V6 EcoBoost 2+4WD	13-14	Cat-Back™	S-Type	2.5"	2.25"	4" RD	12"	Bright	18	Dual Side (R)	251008*
Ford F150 3.5L V6 EcoBoost 2+4WD	15-16	Cat-Back™	S-Type	2.5"	2.25"	4" RD	12"	Bright	36	Single Split Rear	251006*
Ford F150 3.5L V6 EcoBoost 2+4WD	15-16	Cat-Back™	S-Type	2.5"	2.25"	4" RD	12"	Bright	18	Dual Side (R)	251009*
Ford Mustang 2.3L EcoBoost RWD	15-17	Cat-Back™	S-Type	3"	3"						251010*



Borla® "True Dual" Cat-Back™ S-Type™ exhaust (available only with this kit), with multiple tip exit options.

SCT X4 tuner, with exclusive calibration tune developed by 5 Star Tuning.

NGK Iridium spark plugs.



¹ RD=Round OV=Oval SQ=Square REC=Rectangular ² Bright=Mirror-Polished Bright Chrome Black=Polished Black Chrome

*For competition or off road use only. Not emissions, DOT, CARB or EPA certified. Not intended or applicable for use on public streets or highways.



For complete details on sound levels, see pages 6-7.



Power and driving excitement with a deep and throaty sound that wakes up when you hit the throttle.



Known to fans as "Stingers," the S-Type's aggressive, race-inspired sound makes you want to redline every shift.



The highest available dB (decibel) levels in Borla's street-legal lineup. Sound like heaven, go like hell!

"The world's first mufflers purpose-built to optimize the sound & power of crate and custom-built motors."

BORLA® CRATE MUFFLER®

Premium-quality mufflers tuned to optimize the sound and performance of popular crate and custom-built motors. Available in a variety of Borla® sound options to suit any taste — from the throaty growl of Borla's Touring technology to the all-out roar of our patented ATAK® design (see pages 6-7 for details on all Borla® sound technologies). Give your ride the sound it deserves!

Drone-Free

T-304
STAINLESS
STEEL

1,000,000
MILLION MILE WARRANTY

PROUDLY MADE IN THE
USA



Touring Resonators



Endplate Bracket Kit



8pc. Hanger Kit




2.5" Tube Brackets

Crate Motor Application(s)	Inlet OUTER DIAMETER	Outlet OUTER DIAMETER	Offset/Offset	Center/Offset	Sound Level SEE LEGEND ON LEFT	Case Size (L x W x H)	Part #
FORD							
STOCK SBF 289/302	2.5"	2.5"	✓		S-TYPE	14" x 9.10" x 4.35"	400828
STOCK SBF 289/302	2.5"	2.5"	✓		ATAK®	14" x 9.10" x 4.35"	400829
STOCK SBF 289/302	2.5"	2.5"		✓	S-TYPE	14" x 9.10" x 4.35"	400831
STOCK SBF 289/302	2.5"	2.5"		✓	ATAK®	14" x 9.10" x 4.35"	400832
STOCK SBF 289/302/FE BB Stock output	2.25"	2.25"	✓		S-TYPE	14" x 9.10" x 4.35"	400834
STOCK SBF 289/302/FE BB Stock output	2.25"	2.25"	✓		ATAK®	14" x 9.10" x 4.35"	400835
STOCK SBF 289/302/FE BB Stock output	2.25"	2.25"		✓	S-TYPE	14" x 9.10" x 4.35"	400837
STOCK SBF 289/302/ FE BB Stock output	2.25"	2.25"		✓	ATAK®	14" x 9.10" x 4.35"	400838
COYOTE 5.0L	2.5"	2.5"	✓		S-TYPE	12" x 10.34" x 6"	400857
COYOTE 5.0L	2.5"	2.5"	✓		ATAK®	12" x 10.34" x 6"	400858
COYOTE 5.0L	2.5"	2.5"		✓	S-TYPE	12" x 10.34" x 6"	400855
COYOTE 5.0L	2.5"	2.5"		✓	ATAK®	12" x 10.34" x 6"	400856
GM							
SBC HOT 350, 383	2.5"	2.5"	✓		S-TYPE	14" x 9.10" x 4.35"	400773
SBC HOT 350, 383	2.5"	2.5"	✓		ATAK®	14" x 9.10" x 4.35"	400774
SBC HOT 350, 383	2.5"	2.5"		✓	S-TYPE	14" x 9.10" x 4.35"	400819
SBC HOT 350, 383	2.5"	2.5"		✓	ATAK®	14" x 9.10" x 4.35"	400820
STOCK SBC 283/327/350	2.5"	2.5"	✓		S-TYPE	14" x 9.10" x 4.35"	400822
STOCK SBC 283/327/350	2.5"	2.5"	✓		ATAK®	14" x 9.10" x 4.35"	400823
STOCK SBC 283/327/350	2.5"	2.5"		✓	S-TYPE	14" x 9.10" x 4.35"	400825
STOCK SBC 283/327/350	2.5"	2.5"		✓	ATAK®	14" x 9.10" x 4.35"	400826
HOT 350/383	3"	3"	✓		S-TYPE	14" x 9.10" x 4.35"	400840
HOT 350/383	3"	3"	✓		ATAK®	14" x 9.10" x 4.35"	400841
HOT 350/383	3"	3"		✓	S-TYPE	14" x 9.10" x 4.35"	400843
HOT 350/383	3"	3"		✓	ATAK®	14" x 9.10" x 4.35"	400844
STOCK 283/327/350	2.25"	2.25"	✓		S-TYPE	14" x 9.10" x 4.35"	400846
STOCK 283/327/350	2.25"	2.25"	✓		ATAK®	14" x 9.10" x 4.35"	400847
STOCK 283/327/350	2.25"	2.25"		✓	S-TYPE	14" x 9.10" x 4.35"	400849
STOCK 283/327/350	2.25"	2.25"		✓	ATAK®	14" x 9.10" x 4.35"	400850
BBC 396	2.5"	2.5"	✓		S-TYPE	14" x 9.10" x 4.35"	400853
BBC 396	2.5"	2.5"	✓		ATAK®	14" x 9.10" x 4.35"	400854
BBC 396	2.5"	2.5"		✓	S-TYPE	14" x 9.10" x 4.35"	400851
BBC 396	2.5"	2.5"		✓	ATAK®	14" x 9.10" x 4.35"	400852
LS3	2.5"	2.5"	✓		S-TYPE	14" x 9.10" x 4.35"	400946
LS3	2.5"	2.5"	✓		ATAK®	14" x 9.10" x 4.35"	400947
LS3	2.5"	2.5"		✓	S-TYPE	14" x 9.10" x 4.35"	400944
LS3	2.5"	2.5"		✓	ATAK®	14" x 9.10" x 4.35"	400945
MOPAR							
BB Chrysler	2.5"	2.5"	✓		S-TYPE	14" x 9.10" x 4.35"	400942
BB Chrysler	2.5"	2.5"	✓		ATAK®	14" x 9.10" x 4.35"	400943
BB Chrysler	2.5"	2.5"		✓	S-TYPE	14" x 9.10" x 4.35"	400940
BB Chrysler	2.5"	2.5"		✓	ATAK®	14" x 9.10" x 4.35"	400941
UNIVERSAL RESONATORS							
Resonator	2.25"	2.25"			TOURING	3.5" x 10"	400937
Resonator	2.5"	2.5"			TOURING	3.5" x 10"	400938
Resonator	3"	3"			TOURING	3.5" x 10"	400939
UNIVERSAL CRATEMUFFLER® ACCESSORIES							
Tube Bracket Kit	2.25"	2.25"					60578
Tube Bracket Kit	2.5"	2.5"					60579
Tube Bracket Kit	3"	3"					60580
Endplate Bracket Kit							60581
Hanger/Isolator Kit - 8 Piece							60582

Classic STYLE & POWER

with Velocity Stacks from **Borla**
INDUCTION



**Borla Induction's
GM LS3/L92 Kit**

Available for these & other popular motors (inc. Ferrari, MG, VW, Honda & more).



Chevy 350



Chevy Big Block



GM LS1/LS2/LS6



Ford 302




Ford Coyote



POLISHING



POWDER-COATING



FUEL INJECTORS



IDLE AIR CONTROL



HI-PSI FUEL PUMPS



FAST, HOLLEY & MORE ECUs

Choose from a wide variety of options.

Formerly TWM Induction, Borla Induction provides engine builders, race teams, classic car enthusiasts and street rod builders with over sixty years of collective experience in the engineering, design and manufacture of state-of-the-art induction and exhaust systems.

Unlike other kits that simply modify antiquated designs for today's complex engines, Borla Induction throttle body kits are purpose-built for each application. Classic engines get the benefit of advanced fuel injection, while modern powerplants get the retro look of stack-injection with proven technology. Both get more power, cylinder-specific tuning, the stunning looks of velocity stacks, and Borla Induction's classic sound of performance.

A genuine "Made in the USA" product, the Borla Induction line is backed by our superior-quality craftsmanship and performance reputation.



The classic look of yesterday's velocity stacks — one of the hottest mods of the glory days of racing — is reflected in every Borla Induction Kit.



1969 Chevelle
"Red Devil"



Large selection of OE replacement carbureted throttle bodies also available, including Weber DCOE and many more.

Borla Eight Stack

Borla's 8-Stack induction systems give you the classic look of original Weber carburetors, with the modern technology and performance of fuel injection. Available for these and many other popular engines:



Ford 351 Windsor



6.1L Hemi



Porsche Kits



Small Block Chevy



Small Block Ford

EXHAUST SYSTEM APPLICATIONS

Model/Group	Years	Product (Details on Pg. 55)	Sound Level	Pipe Diameters		TIP & EXIT INFO — SEE IMAGES BELOW					Part #
				Primary(s)	Secondary(s)	Tip Opening Size & Shape ¹	Tip Length	Tip Finish ²	Tip Style	Tip Exit	
» ACURA											
RSX											
Type S 2.0L 4CYL MT FWD 2DR	02-06	Cat-Back™	Touring	2.25"	2.25"	4" RD	8"	Bright	2	Single Rear (R)	140002
» ASTON MARTIN											
Vanquish/DB9/DBS											
5.9L V12 AT RWD 2DR w/valves	05-15	Axle-Back	S-Type	2.5"	2.5"	USES FACTORY BEZELS					11932
» AUDI											
A3											
Quattro (8V) 2.0L Turbo AT/MT AWD 4DR	14-17	Cat-Back™	S-Type	3"	2.25"	3.5" RD	6"	Bright	35	Single Split Rear	140682
A4											
B5 Quattro 1.8L Turbo 4CYL MT AWD 4DR	97-01	Cat-Back™	S-Type	2.25"	2.25"	3.14" RD	4.63"	Bright	18	Dual Rear (L)	14845
Quattro/Avant B6/B7 1.8T/2.0T 4CYL AT/MT AWD 4DR	02-08	Cat-Back™	S-Type	2"	2"	3.19" RD	6.75"	Bright	35	Single Split Rear	140100
Avant 2.0L Turbo AT AWD 4DR	09-12	Cat-Back™	S-Type	2.5"	2.25"	4" RD	9.5"	Bright	3	Single Split Rear	140683
B8 2.0L Turbo AT/MT FWD/AWD 4DR	09-15	Cat-Back™	S-Type	2.5"	2.5"	3.5" x 2.75" OV	3.96"	Bright	29	Dual Rear (L)	140315
B8 2.0L Turbo AT AWD 4DR	13-16	Cat-Back™	S-Type	2.5"	2.25"	4" RD	9.5"	Bright	3	Single Split Rear	140683
R8 GT SPYDER											
5.2L V10 AT 2DR	10-15	Cat-Back™	S-Type	3"	3"	USES FACTORY BEZELS					Single Split Rear 140596
S3											
2.0L Turbo AT/MT AWD 4DR	15-17	Cat-Back™	S-Type	3"	2.25"	3.5" RD	6"	Bright	29	Dual Rear (L)	140631
2.0L Turbo AT/MT AWD 4DR	15-17	Downpipe w/o Cats	S-Type	3"	3"						60562*
S4											
Quattro Twin Turbo 2.7L V6 AT/MT AWD 4DR	00-02	Cat-Back™	S-Type	3"	3"	3.14" RD	4.63"	Bright	18	Dual Rear (L)	14902
B8 3.0L AT/MT AWD 4DR	10-16	Cat-Back™	S-Type	2.5"	1.75"	3.5" RD	5"	Bright	18	Dual Split Rear	140403
S5 B8/B8.5											
4.2L V8 /3.0 SC AT/MT AWD 2 DR	08-17	Cat-Back™	S-Type	2.5"	2.5"	3.5" RD	5"	Bright	18	Dual Split Rear	140391
S6											
C7 4.0L V8 AT AWD 2DR	13-17	Cat-Back™	S-Type	2.5"	2.5"	3.5" RD	6"	Bright	47	Dual Split Rear	140704
TT											
Quattro 1.8L Turbo 225HP MT AWD 2DR	01-06	Cat-Back™	S-Type	2.5"	2.5"	4.25" x 3.5" OV	6.75"	Bright	17	Single Split Rear	14957
Mk2 2.0L Turbo AT AWD 2DR	11-15	Cat-Back™	S-Type	2.5"	2"	4" RD	7"	Bright	35	Single Split Rear	140465



18 ¹RD:Round ^{OV}:Oval ^{SQ}:Square ^{REC}:Rectangular ²Bright:Mirror-Polished Bright Chrome **Black**:Polished Black Chrome ¹In CA certified for '99-'03 * For competition or off road use only. Not emissions,

Model/Group	Years	Product (Details on Pg. 55)	Sound Level	Pipe Diameters		TIP & EXIT INFO — SEE IMAGES BELOW					Part #	
				Primary(s)	Secondary(s)	Tip Opening Size & Shape ¹	Tip Length	Tip Finish ²	Tip Style	Tip Exit		
» BMW												
E30												
M3 2.3L /2.5L	87-92	Axle-Back	Touring	2"	2"	3" RD	6.5"	Bright	25	Dual Rear (L)	11283	
E36												
325i/328i/M3 2.5L/2.8L/3.0L/3.2L	92-99	Cat-Back™	Touring	2"	2"	3" RD	6.5"	Bright	18	Dual Rear (L)	14553	
E46												
323/328i & Ci 2.5L /2.8L	98-00	Cat-Back™	S-Type	2.25"	2.25"	3.15" RD	5"	Bright	20	Dual Rear (L)	14939	
325/330i & Ci 2.5L /3.0L	01-06	Cat-Back™	S-Type	2"	2"	3.19" RD	4.75"	Bright	18	Dual Rear (L)	140084	
M3 Coupe/Conv 3.2L	01-06	Cat-Back™	S-Type	2.5"	1.75"	3.14" RD	5"	Bright	18	Dual Split Rear	140034	
M3 Coupe/Conv 3.2L	01-06	X-Pipe		2.25"	2.25"						60090*	
E82												
1M 3.0L	12-13	Axle-Back	ATAK®	3"	2"	3.15" RD	5"	Bright	18	Dual Split Rear	11820	
E90/92/93												
335i/xi Sedan 3.0L	07-10	Cat-Back™	Touring	2.5"	2.5"	3.5" RD	6"	Bright	35	Single Split Rear	140246	
335i/xi Coupe/Sedan 3.0L	07-10	Cat-Back™	S-Type	2.5"	2.5"	3.5" RD	6"	Bright	35	Single Split Rear	140276	
335i/xi 3.0L	07-09	Front Pipes		2.5"	2.5"						60503*	
328i Sedan 2.5L/3.0L	07-11	Cat-Back™	Touring	2.25"	2.5"	3.19" RD	5"	Bright	18	Dual Rear (L)	140505	
M3 Sedan 4.0L	08-11	Axle-Back	S-Type	2.75"	2.75"	3.5" RD	5"	Bright	18	Dual Split Rear	11770	
M3 Sedan 4.0L	08-11	Axle-Back	ATAK®	2.75"	2"	3.14" RD	5"	Bright	18	Dual Split Rear	11803	
M3 Coupe 4.0L	08-13	Axle-Back	S-Type	2.75"	2.75"	3.5" RD	6"	Bright	18	Dual Split Rear	11764	
M3 Coupe/Conv 4.0L	08-13	Axle-Back	ATAK®	2.75"	2"	3.14" RD	5"	Bright	18	Dual Split Rear	11802	
M3 Coupe 4.0L	08-13	Axle-Back	ATAK®	2.75"	2.75"	3.125" RD	7.62"	Crbn Fbr	53	TBA	11882CF	
M3 Sedan 4.0L	08-11	Axle-Back	ATAK®	TBA	TBA	TBA	TBA	Crbn Fbr	53	TBA	11883CF	
M3 Coupe 4.0L (Titanium Exhaust)	08-13	Axle-Back	ATAK®	TBA	TBA	TBA	TBA	Crbn Fbr	53	TBA	11882TCF	
M3 Sedan 4.0L (Titanium Exhaust)	08-11	Axle-Back	ATAK®	TBA	TBA	TBA	TBA	Crbn Fbr	53	TBA	11883TCF	
M3 4.0L	08-13	X-Pipe		2.5"	2.5"						60506*	
F10												
M5 4.4L	13-16	Cat-Back™	S-Type	3"	2.25"	3.5" RD	6"	Bright	18	Dual Split Rear	140511	
M5 4.4L	13-15	Diffuser										77014
F12												
M6 4.4L	13-16	Cat-Back™	S-Type	3"	2.25"	3.5" RD	4.5"	Bright	47	Dual Split Rear	140582	



DOT, CARB or EPA certified. Not intended or applicable for use on public streets or highways. FWD:Front Wheel Drive RWD:Rear Wheel Drive AWT:All Wheel Drive AT:Auto Trans. MT:Manual Trans. DR:Door **19**



EXHAUST SYSTEM APPLICATIONS

TIP & EXIT INFO — SEE IMAGES BELOW

Model/Group	Years	Product (Details on Pg. 55)	Sound Level	Pipe Diameters		Tip Opening Size & Shape ¹	Tip Length	Tip Finish ²	Tip Style	Tip Exit	Part #
				Primary(s)	Secondary(s)						
» BMW (cont.)											
F30											
320i Sedan 2.0L	12-15	Cat-Back™	S-Type	2.75"	2.25"	3.14" RD	4.68"	Bright	3	Single Rear (L)	140657
328i Sedan 2.0L	12-16	Cat-Back™	S-Type	2.75"	2.25"	3.14" RD	4.68"	Bright	18	Dual Rear (L)	140509
335i Sedan/Active Hybrid 3 3.0L (non SULEV)	12-16	Cat-Back™	S-Type	3"	2.25"	3.5" RD	6"	Bright	35	Single Split Rear	140579
335i Sedan/Active Hybrid 3 3.0L (non SULEV)	12-16	Cat-Back™	ATAK®	3"	2.25"	3.5" RD	6"	Bright	35	Single Split Rear	140580
F32											
428i Coupe 2.0L	14-16	Cat-Back™	S-Type	2.75"	2.25"	3.14" RD	4.68"	Bright	18	Dual Rear (L)	140509
435i Coupe 3.0L	14-16	Cat-Back™	S-Type	3"	2.25"	3.5" RD	6"	Bright	35	Single Split Rear	140579
435i Coupe 3.0L	14-16	Cat-Back™	ATAK®	3"	2.25"	3.5" RD	6"	Bright	35	Single Split Rear	140580
F80/F82											
M3/M4 Sedan/Coupe 3.0L w/valves	15-18	Cat-Back™	S-Type	2.5"	2.25"	3.5" RD	5"	Bright	18	Dual Split Rear	140600
M3/M4 Sedan/Coupe 3.0L	15-18	Front Pipes		2.5"	2.5"						60557*
M3/M4 Sedan/Coupe 3.0L	15-18	Downpipe		3"	3"						60563*
» CADILLAC											
ATS											
2.0L AT RWD 4DR	13-16	Axle-Back	S-Type	2.25"	2.25"	4" RD	8"	Bright	35	Single Split Rear	11844
ATS-V											
3.6L Turbo V6 AT RWD 2+4DR	16-18	Cat-Back™	S-Type	2.75"	2.75"	4" RD	6.25"	Bright		Single Split Rear	140692
CTS											
3.6L V6 AT RWD 4DR Sedan	05-07	Cat-Back™	S-Type	2"	2"	4" RD	8"	Bright	35	Single Split Rear	140175
3.6L V6 AT RWD/AWD 2DR Coupe	11-15	Axle-Back	Touring	2.25"	2.25"	USES FACTORY STOCK EXIT				Dual Center Rear	11824
CTS-V											
5.7L/6.0L V8 MT RWD 4DR	04-07	Cat-Back™	S-Type	2.5"	2.5"	5" RD	8.5"	Bright	35	Single Split Rear	140126
6.2L AT/MT RWD 4DR	09-11	Cat-Back™	S-Type	2.5"	2.5"	4" RD	6"	Bright	35	Single Split Rear	140364*
6.2L AT/MT RWD/AWD 2DR Coupe	11-15	Cat-Back™	Touring	2.5"	2.5"	4.5" RD	5.75"	Bright	18	Dual Center Rear	140433
6.2L AT RWD 2DR Coupe	11-15	Cat-Back™	S-Type	2.5"	2.5"	4.5" RD	5.75"	Bright	18	Dual Center Rear	12662*
6.2L AT/MT RWD 4DR Sedan	09-14	Axle-Back	S-Type	2.5"	2.5"	4" RD	6.25"	Bright	35	Single Split Rear	11809
6.2L AT/MT RWD/AWD 2DR Coupe	11-15	Axle-Back	S-Type	2.5"	2.5"	4.5" RD	5.75"	Bright	18	Dual Center Rear	11823
6.2L AT/MT RWD 2+4DR Coupe/Sedan	09-15	X-Pipe		2.5"	2.5"						60524
ESCALADE											
6.2L V8 AT RWD/AWD 4DR	07-10	Cat-Back™	Touring	3"	2.25" (x2)	4" RD	13"	Bright	38	Dual Side (R)	140194
6.2L V8 AT RWD/AWD 4DR	15-18	Cat-Back™	Touring	3"	2.25"	4" RD	12"	Bright	18	Dual Side (R)	140559
6.2L V8 AT RWD/AWD 4DR	15-17	Cat-Back™	S-Type	3"	2.25"	4" RD	12"	Bright	18	Dual Side (R)	140652
ESCALADE ESV/EXT											
ESV/EXT 6.2L V8 AT AWD 4DR	07-10	Cat-Back™	Touring	3"	2.25" (x2)	4" RD	13"	Bright	38	Dual Side (R)	140205
ESV 6.2L V8 AT 2+4WD 4DR	15-17	Cat-Back™	Touring	3"	2.25" (x2)	4" RD	12"	Bright	18	Dual Side (R)	140560
ESV 6.2L V8 AT 2+4WD 4DR	15-17	Cat-Back™	S-Type	3"	2.25" (x2)	4" RD	12"	Bright	18	Dual Side (R)	140653
STS-V											
4.4L SC V8 AT RWD 4DR	06-09	Cat-Back™	Touring	2.5"	2.5"	5" RD	8.75"	Bright	35	Single Split Rear	140178

SOUND LEVELS
FULL DETAILS PGS. 6-7



TIP STYLES
FOR EXHAUST SYSTEMS ON THESE TWO PAGES

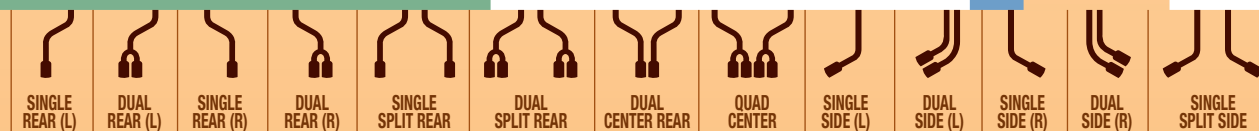


TIP & EXIT INFO — SEE IMAGES BELOW

Model/Group	Years	Product (Details on Pg. 55)	Sound Level	Pipe Diameters		Tip Opening Size & Shape ¹	Tip Length	Tip Finish ²	Tip Style	Tip Exit	Part #
				Primary(s)	Secondary(s)						
» CHEVROLET											
AVALANCHE											
5.3L/6.0L V8 AT 2+4WD 4DR	07-08	Cat-Back™	Touring	2.75"	2" (x2)	4.25" x 3.5" OV	12"	Bright	29	Dual Side (R)	140235
5.3L AT 2+4WD 4DR	09-14	Cat-Back™	Touring	3"	2.25" (x2)	4" RD	12"	Bright	18	Dual Side (R)	140423
BEL AIR											
210/SB AT/MT RWD 2+4DR	55-57	Manifold-Back	S-Type	2.5"	w/H-Pipe	FACTORY STYLE TURN DOWNS				Single Split Rear	100401
210/SB AT/MT RWD 2+4DR	55-57	Manifold-Back	S-Type	2.5"	w/H-Pipe	4" RD	8"			Single Split Rear	100402
256/283/237/350 CID AT/MT RWD 2+4DR	55-57	Header		1.65"	2.5"						17265
CAMARO 2.0L Turbo											
2.0L Turbo AT/MT RWD 2DR	16-18	Axle-Back	S-Type	2.25"	2.75"	4.5" RD	5.75"	Bright	35	Single Split Rear	11933
2.0L Turbo AT/MT RWD 2DR	16-18	Axle-Back	ATAK®	2.25"	2.75"	4.5" RD	5.75"	Bright	35	Single Split Rear	11934
2.0L Turbo AT/MT RWD 2DR	16-18	Mid Section - Use with Rear Section to create Cat-Back™		3"	2.25"						60622
2.0L Turbo AT/MT RWD 2DR	16-18	Muffler - Use with 60622 and 11933 to create Touring Sound Level	Touring	3"	3"						60624
2.0L Turbo AT/MT RWD 2DR	16-18	Downpipe									60623*
CAMARO V6											
3.6L V6 AT/MT (except Dual-mode exhaust)	10-13	Cat-Back™	Touring	2.25"	2.25"	3.5" RD	4.5"	Bright	35	Single Split Rear	140282
3.6L V6 AT/MT (except Dual-mode exhaust)	10-13	Axle-Back	S-Type	2.25"	2.25"	3.5" RD	4.5"	Bright	3	Single Split Rear	11776
3.6L V6 AT/MT (except Dual-mode exhaust)	10-15	X-Pipe		2.25"	2.25"						60539
3.6L V6 AT/MT (except RS, Dual-mode exhaust)	14-15	Cat-Back™	S-Type	2.25"	2.25"	3.5" RD	4.5"	Bright	35	Single Split Rear	140526
3.6L V6 AT/MT (except RS, Dual-mode exhaust)	14-15	Cat-Back™	S-Type	2.25"	2.25"	USES w/FACTORY GROUND FX PKG				Single Split Rear	140527
3.6L V6 AT/MT (except RS, Dual-mode exhaust)	14-15	Axle-Back	S-Type	2.25"	2.25"	3.5" RD	4.5"	Bright	35	Single Split Rear	11845
3.6L V6 AT/MT (except RS, Dual-mode exhaust)	14-15	Axle-Back	S-Type	2.25"	2.25"	USES w/FACTORY GROUND FX PKG				Single Split Rear	11846
3.6L V6 AT/MT w/Dual mode exhaust	16-18	Axle-Back	S-Type	2.25"	2.5", 2.75"	3.5" RD	4.5"	Bright	47	Dual Split Rear	11930
3.6L V6 AT/MT w/Dual mode exhaust	16-18	Axle-Back	ATAK®	2.25"	2.5", 2.75"	3.5" RD	4.5"	Bright	47	Dual Split Rear	11931
3.6L V6 AT/MT RWD 2DR w/o Dual mode valves	16-18	Axle-Back	S-Type	2.25"	2.75"	4" RD	6.25"	Bright	47	Dual Split Rear	11926
3.6L V6 AT/MT RWD 2DR w/o Dual mode valves	16-18	Axle-Back	ATAK®	2.25"	2.75"	4" RD	6.25"	Bright	47	Dual Split Rear	11927
3.6L V6 AT/MT RWD 2DR w/o Dual mode valves	16-18	Axle-Back	S-Type	2.25"	2.75"	4" RD	6.25"	Bright	35	Single Split Rear	11928
3.6L V6 AT/MT RWD 2DR w/o Dual mode valves	16-18	Axle-Back	S-Type	2.25"	2.75"	4" RD	5.75"	Bright	61	Single Split Rear	11928CB
3.6L V6 AT/MT RWD 2DR w/o Dual mode valves	16-18	Axle-Back	ATAK®	2.25"	2.75"	4" RD	6.25"	Bright	35	Single Split Rear	11929
3.6L V6 AT/MT w/o AFM Valves	16-18	X-Pipe, Secondary Cat-Delete		2.25"	2.25"						60611*



TIP EXITS
ACTUAL PIPE CONTOURS VARY BY APPLICATION



EXHAUST SYSTEM APPLICATIONS

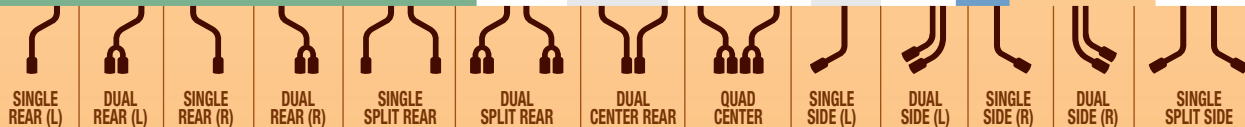
Model/Group	Years	Product (Details on Pg. 55)	Sound Level	Pipe Diameters		TIP & EXIT INFO — SEE IMAGES BELOW					Part #
				Primary(s)	Secondary(s)	Tip Opening Size & Shape ¹	Tip Length	Tip Finish ²	Tip Style	Tip Exit	
» CHEVROLET (cont.)											
CAMARO V8											
396/427 CID AT/MT RWD 2+4DR	67-69	Manifold-Back	S-Type	2.5"	2.5"					Single Split Rear	100414
396/427 CID AT/MT RWD 2+4DR	67-69	Header		2"	3"						17278
5.0L/5.7L V8 AT/MT RWD 2DR (inc. adapters)	84-92	Cat-Back™	S-Type	3"	3" Adj Sys	2.5" RD	7"	Bright	22	Single Split Rear	14888
5.7L V8 AT/MT RWD 2DR (Single Cat.)	93-95	Cat-Back™	S-Type	3"	3" Adj Sys	3.8" x 3" SQ	6.75"	Bright	26	Dual Split Rear	14464
5.7L V8 AT/MT RWD 2DR (Dual Cat.)	95-97	Cat-Back™	S-Type	3"	3" Adj Sys	3.8" x 3" SQ	6.75"	Bright	26	Dual Split Rear	14555
5.7L V8 AT/MT RWD 2DR	98-02	Cat-Back™	S-Type	3"	3" Adj Sys	3.8" x 3" SQ	6.75"	Bright	26	Dual Split Rear	14780
5.7L V8 AT/MT RWD 2DR	98-02	Cat-Back™	S-Type	3"	2.25"	4" RD	14"	Bright	36	Single Split Rear	140028
6.2L V8 AT/MT RWD 2DR (does not fit conv.)	10-13	Cat-Back™	S-Type	3"	3"	4.5" RD	5.75"	Bright	35	Single Split Rear	140348
6.2L V8 AT/MT RWD 2DR	10-13	Cat-Back™	Touring	2.5"	2.5"	4.5" RD	5.75"	Bright	35	Single Split Rear	140281
6.2L V8 AT/MT RWD 2DR	10-13	Cat-Back™	S-Type	2.5"	2.5"	4.5" RD	5.75"	Bright	35	Single Split Rear	140280
6.2L V8 AT/MT RWD 2DR	10-13	Cat-Back™	ATAK®	2.5"	2.5"	4.5" RD	5.75"	Bright	35	Single Split Rear	140356
6.2L V8 AT/MT RWD 2DR (w/o tips)	10-13	Cat-Back™	S-Type	2.5"	2.5"	USES w/FACTORY GROUND FX PKG				Single Split Rear	140330
6.2L V8 AT/MT RWD 2DR (w/o tips)	10-13	Cat-Back™	ATAK®	2.5"	2.5"	USES w/FACTORY GROUND FX PKG				Single Split Rear	140378
6.2L V8 AT/MT RWD 2DR	10-13	Axle-Back	Touring	2.5"	2.5"	4.5" RD	5.75"	Bright	35	Single Split Rear	11774
6.2L V8 AT/MT RWD 2DR	10-13	Axle-Back	S-Type	2.5"	2.5"	4.5" RD	5.75"	Bright	35	Single Split Rear	11775
6.2L V8 AT/MT RWD 2DR	10-13	Axle-Back	ATAK®	2.5"	2.5"	4.5" RD	5.75"	Bright	35	Single Split Rear	11788
6.2L V8 AT/MT RWD 2DR (w/o tips)	10-13	Axle-Back	S-Type	2.5"	2.5"	USES w/FACTORY GROUND FX PKG				Single Split Rear	11801
6.2L V8 AT/MT RWD 2DR (w/o tips)	10-13	Axle-Back	ATAK®	2.5"	2.5"	USES w/FACTORY GROUND FX PKG				Single Split Rear	11794
6.2L V8 AT/MT RWD 2DR	10-15	Short Tube Header		1.65"	2.5"						17258*
6.2L V8 AT/MT RWD 2DR	10-15	Long Tube Header		1.75"	2.5"						17249*
6.2L V8 AT/MT RWD 2DR	10-15	X-Pipe		2.5"	2.5"						60512
6.2L V8 AT/MT RWD 2DR	14-15	Cat-Back™	S-Type	2.5"	2.5"	4.5" RD	5.75"	Bright	35	Single Split Rear	140530
6.2L V8 AT/MT RWD 2DR	14-15	Cat-Back™	ATAK®	2.5"	2.5"	4.5" RD	5.75"	Bright	35	Single Split Rear	140532
6.2L V8 AT/MT RWD 2DR (w/o tips)	14-15	Cat-Back™	S-Type	2.5"	2.5"	USES w/FACTORY GROUND FX PKG				Single Split Rear	140531
6.2L V8 AT/MT RWD 2DR (w/o tips)	14-15	Cat-Back™	ATAK®	2.5"	2.5"	USES w/FACTORY GROUND FX PKG				Single Split Rear	140533



SOUND LEVELS
FULL DETAILS PGS. 6-7



TIP EXITS
ACTUAL PIPE CONTOURS VARY BY APPLICATION



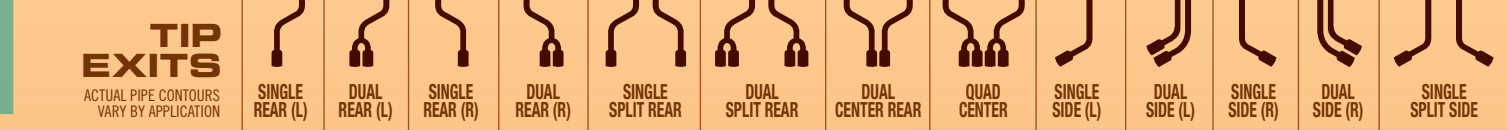
EXHAUST SYSTEM APPLICATIONS

TIP & EXIT INFO — SEE IMAGES BELOW

Model/Group	Years	Product (Details on Pg. 55)	Sound Level	Pipe Diameters		Tip Opening Size & Shape ¹	Tip Length	Tip Finish ²	Tip Style	Tip Exit	Part #
				Primary(s)	Secondary(s)						
» CHEVROLET (cont.)											
CAMARO V8 (cont.)											
6.2L V8 AT/MT RWD 2DR	16-18	Long Tube Headers		1.75"	3"						17293*
6.2L V8 AT/MT RWD 2DR	16-18	Add on NPP Valve Kit		2.75"	2.5"	4" RD	6.25"			Dual Split Rear	60605
6.2L V8 AT/MT RWD 2DR w/o AFM valves	16-18	X-Pipe secondary Cat-Delete Offroad only									60606*
6.2L V8 AT RWD 2DR w/AFM valves	16-18	X-Pipe secondary Cat-Delete Offroad only									60609*
6.2L V8 AT/MT RWD 2DR w/o AFM valves	16-18	X-Pipe									60607
6.2L V8 AT RWD 2DR w/AFM valves	16-18	X-Pipe									60610
6.2L V8 AT/MT RWD 2DR	16-18	Adapter Tubes for 17293 Headers		3"	2.75"						60625
6.2L V8 AT/MT RWD 2DR	16-18	Adapter Tubes for 3" Cat-Delete									60626
6.2L V8 AT/MT RWD 2DR	16-18	Touring Muffler Option Upgrade Kit									60608
CAMARO ZL1/1LE											
6.2L V8 AT/MT 2DR w/Dual-mode Quad tip exhaust	12-15	Cat-Back™	S-Type	2.75"	2.75"	4" RD	7"	Bright	18	Dual Split Rear	140494
6.2L V8 AT/MT 2DR w/Dual-mode Quad tip exhaust	12-15	Cat-Back™	ATAK®	2.75"	2.75"	4" RD	7"	Bright	18	Dual Split Rear	140495
6.2L V8 AT/MT RWD 2DR	12-15	Short Tube Header		1.65"	2.5"						17258*
6.2L V8 AT/MT RWD 2DR	12-15	Long Tube Header		1.75"	2.5"						17249*
6.2L V8 AT/MT RWD 2DR w/Dual-mode valves	17-18	Cat-Back™	S-Type	3"	3"	4" RD	6.25"	Bright	47	Dual Split Rear	140726
6.2L V8 AT/MT RWD 2DR w/Dual-mode valves	17-18	Cat-Back™	ATAK®	3"	3"	4" RD	6.25"	Bright	47	Dual Split Rear	140727
CAPRICE CLASSIC											
5.7L V8 AT RWD 4DR	94-96	Cat-Back™ (H-Pipe)	Touring	2.25"	2"	3.5" RD	7"	Bright	10	Single Split Rear	14504
COLORADO											
3.6L V6 AT 2+4WD CC SB EC LB 128" WB	15-18	Cat-Back™	S-Type	2.75"	2.75"	4" RD	12"	Bright	36	Single Rear (R)	140645
3.6L V6 AT 2+4WD CC LB 140.5" WB	15-18	Extension Pipe		2.75"	2.75"						60570
CORVETTE C4											
C4 5.7L V8 AT/MT	86-91	Cat-Back™	S-Type	3"	2.5"	6.69" x 3" REC	5.63"	Bright	34	Single Split Rear	140082
C4 5.7L V8 AT/MT	92-96	Cat-Back™	S-Type	2.5"	2.5"	7.25" x 2.4" REC	5.75"	Bright	32	Single Split Rear	14385
C4 5.7L V8 AT/MT (Conversion Y-Pipe req.)	84-91	Axle-Back 2.5" Conv	S-Type	2.5"	2.5"	3.8" x 3" SQ	6.75"	Bright	26	Dual Split Rear	11376
C4 5.7L V8 AT/MT	85-90	Axle-Back	S-Type	2.25"	2.25"	3.5" RD	6"	Bright	19	Dual Split Rear	11134
C4 5.7L V8 AT/MT	84-85	Conversion Y-Pipe		2.5"	2.5"						60001
C4 5.7L V8 AT/MT	86-91	Conversion Y-Pipe		2.5"	2.5"						60002

TIP & EXIT INFO — SEE IMAGES BELOW

Model/Group	Years	Product (Details on Pg. 55)	Sound Level	Pipe Diameters		Tip Opening Size & Shape ¹	Tip Length	Tip Finish ²	Tip Style	Tip Exit	Part #
				Primary(s)	Secondary(s)						
CORVETTE C5/Z06											
C5/Z06 5.7L V8 AT/MT	97-04	Cat-Back™	Touring	2.5"	2"	4.25" x 3.5" OV	6.75"	Bright	29	Dual Split Rear	140426
C5/Z06 5.7L V8 AT/MT	97-04	Cat-Back™	S-Type	2.5"	2.5"	4.5" RD	7"	Bright	37	Single Split Rear	140017
C5/Z06 5.7L V8 AT/MT	97-04	Cat-Back™	S-Type	2.5"	2"	4" RD	7"	Bright	47	Dual Split Rear	140038
C5/Z06 5.7L V8 AT/MT	97-04	Cat-Back™	S-Type	2.5"	2"	4.25" x 3.5" OV	6.75"	Bright	29	Dual Split Rear	140039
C5/Z06 5.7L V8 AT/MT	97-04	Cat-Back™	S-Type	2.5"	2"	4.25" x 3.5" OV	6.75"	Bright	29	Dual Split Rear	140427
C5/Z06 5.7L V8 AT/MT	97-04	Cat-Back™	ATAK®	2.5"	2"	4.25" x 3.5" OV	6.75"	Bright	29	Dual Split Rear	140428
C5/Z06 5.7L V8 AT/MT	97-04	Axle-Back/Pipes Only	S-Type	2.5"	2.5"	4" RD	8"	Bright	35	Single Split Rear	12649
C5 5.7L V8 AT/MT	97-04	Long Tube Header w/X-Pipe		1.75"	2.75"						17259*
C5/Z06 5.7L V8 AT/MT	97-04	X-Pipe									60087
CORVETTE C6											
C6 6.0L/6.2L AT/MT incl. Paddle Shift	05-08	Cat-Back™ w/X-Pipe	S-Type	2.5"	2"	4" RD	7"	Bright	47	Dual Split Rear	140128
C6 6.0L/6.2L AT/MT incl. Paddle Shift	05-08	Cat-Back™ w/X-Pipe	S-Type II	2.5"	2"	4" RD	7"	Bright	47	Dual Split Rear	140452
C6 6.0L/6.2L AT/MT incl. Paddle Shift	05-08	Cat-Back™ w/X-Pipe	ATAK®	2.5"	2"	4" RD	7"	Bright	47	Dual Split Rear	140453
C6 6.0L/6.2L AT/MT incl. Paddle Shift	05-08	Axle-Back	Touring	2.5"	2"	4" RD	7"	Bright	47	Dual Split Rear	11814
C6 6.0L/6.2L AT/MT incl. Paddle Shift	05-08	Axle-Back	S-Type	2.5"	2"	4" RD	7"	Bright	47	Dual Split Rear	11744
C6 6.0L/6.2L AT/MT incl. Paddle Shift	05-08	Axle-Back	S-Type II	2.5"	2"	4" RD	7"	Bright	47	Dual Split Rear	11815
C6 6.0L/6.2L AT/MT incl. Paddle Shift	05-08	Axle-Back	ATAK®	2.5"	2"	4" RD	7"	Bright	47	Dual Split Rear	11816
C6 6.0L/6.2L AT/MT incl. Paddle Shift	05-08	Long Tube Header		1.75"	2.75"						17260*
C6 6.0L/6.2L AT/MT incl. Paddle Shift	05-08	X-Pipe		2.5"	2.5"						60089
C6 6.2L AT/MT incl. Paddle Shift	09-11	Cat-Back™ w/X-Pipe	S-Type II	2.5"	2"	4" RD	7"	Bright	47	Dual Split Rear	140440
C6 6.2L AT/MT incl. Paddle Shift	09-11	Cat-Back™ w/X-Pipe	ATAK®	2.5"	2"	4" RD	7"	Bright	47	Dual Split Rear	140414
C6 6.2L AT/MT incl. Paddle Shift	09-13	Axle-Back	Touring	2.5"	2"	4" RD	7"	Bright	47	Dual Split Rear	11810
C6 6.2L AT/MT incl. Paddle Shift	09-13	Axle-Back	S-Type	2.5"	2"	4" RD	7"	Bright	47	Dual Split Rear	11766
C6 6.2L AT/MT incl. Paddle Shift	09-13	Axle-Back	S-Type II	2.5"	2"	4" RD	7"	Bright	47	Dual Split Rear	11811
C6 6.2L AT/MT incl. Paddle Shift	09-13	Axle-Back	ATAK®	2.5"	2"	4" RD	7"	Bright	47	Dual Split Rear	11812
C6 6.2L AT/MT incl. Paddle Shift	09-13	Long Tube Header w/X-Pipe		1.75"	2.75"						17276*
C6 6.2L AT/MT incl. Paddle Shift	09-11	X-Pipe		2.5"	2.5"						60505
C6 6.2L AT/MT incl. Paddle Shift	12-13	X-Pipe		2.5"	2.5"						60533*
CORVETTE C6 Z06/ZR1											
Z06/ZR1 7.0L/6.2L V8 MT	06-11	Cat-Back™ w/X-Pipe	S-Type	3"	2"	4.25" RD	6.13"	Bright	19	Dual Split Rear	140191
Z06/ZR1 7.0L/6.2L V8 MT	06-11	Cat-Back™ w/X-Pipe	S-Type II	3"	2"	4.25" RD	4"	Bright	19	Dual Split Rear	140679
Z06/ZR1 7.0L/6.2L V8 MT	06-11	Cat-Back™ w/X-Pipe	ATAK®	3"	2"	4.25" RD	6.13"	Bright	19	Dual Split Rear	140422
Z06/ZR1 7.0L/6.2L V8 MT	06-13	Axle-Back	S-Type	3"	2"	4.25" RD	6.13"	Bright	19	Dual Split Rear	11761
Z06/ZR1 7.0L/6.2L V8 MT	06-13	Axle-Back	S-Type II	3"	2"	4.25" RD	6.13"	Bright	19	Dual Split Rear	11917
Z06/ZR1 7.0L/6.2L V8 MT	06-13	Axle-Back	ATAK®	3"	2"	4.25" RD	6.13"	Bright	19	Dual Split Rear	11822
Z06 7.0L V8 MT	06-13	Long Tube Header		1.75"	3"						17261*



EXHAUST SYSTEM APPLICATIONS

Model/Group	Years	Product (Details on Pg. 55)	Sound Level	Pipe Diameters		TIP & EXIT INFO — SEE IMAGES BELOW					Part #
				Primary(s)	Secondary(s)	Tip Opening Size & Shape ¹	Tip Length	Tip Finish ²	Tip Style	Tip Exit	
» CHEVROLET (cont.)											
CORVETTE C7											
C7 6.2L AT/MT w/AFM & NPP incl Paddle Shift	14-18	Axle-Back	S-Type	2.75"	2.75"	4.25" RD	6.13"	Bright	19	Quad Center	11855
C7 6.2L AT/MT w/AFM & NPP incl Paddle Shift	14-18	Axle-Back	S-Type	2.75"	2.75"	4.25" RD	6.13"	Black	60	Quad Center	11855CB
C7 6.2L AT/MT w/AFM & NPP incl Paddle Shift	14-17	Axle-Back	S-Type	2.75"	2.75"	4.25" RD	6.13"	Bright	47	Quad Center	11874
C7 6.2L AT/MT w/AFM & NPP incl Paddle Shift	14-17	Axle-Back	ATAK®	2.75"	2.75"	4.25" RD	6.13"	Bright	19	Quad Center	11856
C7 6.2L AT/MT w/AFM & NPP incl Paddle Shift	14-17	Axle-Back	ATAK®	2.75"	2.75"	4.25" RD	6.13"	Black	60	Quad Center	11856CB
C7 6.2L AT/MT w/AFM & NPP incl Paddle Shift	14-17	Axle-Back	ATAK®	2.75"	2.75"	4.25" RD	6.13"	Bright	47	Quad Center	11875
C7 6.2L AT/MT w/AFM incl Paddle Shift	14-18	Axle-Back	S-Type	2.75"	2.25"	4.25" RD	6.13"	Bright	19	Quad Center	11862
C7 6.2L AT/MT w/AFM incl Paddle Shift	14-18	Axle-Back	S-Type	2.75"	2"	4.25" RD	6.13"	Bright	47	Quad Center	11877
C7 6.2L AT/MT w/AFM incl Paddle Shift	14-18	Axle-Back	ATAK®	2.75"	2.25"	4.25" RD	6.13"	Bright	19	Quad Center	11863
C7 6.2L AT/MT w/AFM incl Paddle Shift	14-18	Axle-Back	ATAK®	2.75"	2.25"	4.25" RD	4.25"	Black	60	Quad Center	11863CB
C7 6.2L AT/MT w/AFM incl Paddle Shift	14-17	Axle-Back	ATAK®	2.75"	2"	4.25" RD	6.13"	Bright	47	Quad Center	11878
C7 6.2L AT/MT incl Paddle Shift	14-18	Axle-Back	S-Type	2.75"	2"	4.25" RD	6.13"	Bright	19	Quad Center	11868
C7 6.2L AT/MT incl Paddle Shift	14-18	Axle-Back	S-Type	2.75"	2"	4.25" RD	6.13"	Black	60	Quad Center	11868CB
C7 6.2L AT/MT incl Paddle Shift	14-17	Axle-Back	S-Type	2.75"	2"	4.25" RD	6.13"	Bright	47	Quad Center	11880
C7 6.2L AT/MT incl Paddle Shift	14-17	Axle-Back	ATAK®	2.75"	2"	4.25" RD	6.13"	Bright	19	Quad Center	11869
C7 6.2L AT/MT incl Paddle Shift	14-17	Axle-Back	ATAK®	2.75"	2"	4.25" RD	6.13"	Black	60	Quad Center	11869CB
C7 6.2L AT/MT incl Paddle Shift	14-17	Axle-Back	ATAK®	2.75"	2"	4.25" RD	6.13"	Bright	47	Quad Center	11881
C7 6.2L AT/MT incl Paddle Shift	14-17	Cat-Back™	S-Type	3"	2.5"	4.25" RD	6.13"	Bright	19	Quad Center	12669*
C7 6.2L AT/MT incl Paddle Shift	14-18	Long Tube Header		1.75"	2.75"	Requires X-Pipe 60548 and an Adapter					17289*
C7 6.2L AT/MT incl Paddle Shift	14-18	Front Muffler	Touring	2.75"	2.75"						60558
C7 6.2L AT/MT incl Paddle Shift	14-18	X-Pipe (Cat. Delete)		2.75"	2.75"	Use with factory manifolds					60547*
C7 6.2L AT/MT incl Paddle Shift	14-18	X-Pipe (Retains OE cats.)		2.75"	2.75"						60548
C7 6.2L AT/MT incl Paddle Shift	14-18	Header to X-Pipe Adapter (Cat. Delete)				Use with 60548					60550*
C7 6.2L AT/MT incl Paddle Shift	14-18	Header to X-Pipe Adapter (includes Cats.)				Use with 60548					60551*
C7 6.2L AT/MT incl Paddle Shift	14-17	Diffuser									77015




SOUND LEVELS
FULL DETAILS PGS. 6-7



TIP STYLES
FOR EXHAUST SYSTEMS ON THESE TWO PAGES



TIP EXITS
ACTUAL PIPE CONTOURS VARY BY APPLICATION



Model/Group	Years	Product (Details on Pg. 55)	Sound Level	Pipe Diameters		TIP & EXIT INFO — SEE IMAGES BELOW					Part #
				Primary(s)	Secondary(s)	Tip Opening Size & Shape ¹	Tip Length	Tip Finish ²	Tip Style	Tip Exit	
CORVETTE C7 GRAND SPORT											
6.2L AT/MT incl Paddle Shift w/NPP, w/o AFM	17-18	Axle-Back	S-Type	2.75"	2.75"	4.25" RD	6.13"	Bright	19	Quad Center	11902
6.2L AT/MT incl Paddle Shift w/NPP, w/o AFM	17-18	Axle-Back	ATAK®	2.75"	2.75"	4.25" RD	6.13"	Bright	19	Quad Center	11903
6.2L supercharged AT/MT incl Paddle Shift w/NPP, w/o AFM	15-18	Axle-Back	ATAK®	2.75"	2.75"	4.25" RD	6.13"	Ceramic Black	60	Quad Center	11903CB
6.2L AT/MT incl Paddle Shift w/NPP, w/o AFM	17-18	Axle-Back	ATAK®	2.75"	2.75"	4.25" RD	6.13"	Bright	47	Quad Center	11905
6.2L AT/MT incl Paddle Shift	17-18	Axle-Back	S-Type	2.75"	2"	4.25" RD	6.13"	Bright	19	Quad Center	11908
6.2L AT/MT incl Paddle Shift	17-18	Axle-Back	S-Type	2.75"	2"	4.25" RD	6.13"	Bright	47	Quad Center	11910
6.2L AT/MT incl Paddle Shift	17-18	Axle-Back	ATAK®	2.75"	2"	4.25" RD	6.13"	Bright	19	Quad Center	11909
6.2L AT/MT incl Paddle Shift	17-18	Axle-Back	ATAK®	2.75"	2"	4.25" RD	6.13"	Bright	47	Quad Center	11911
C7 6.2L AT/MT incl Paddle Shift	17-18	X-Pipe (Retains OE cats.)		2.75"	2.75"						60548
CORVETTE C7 Z06											
6.2L supercharged AT/MT incl Paddle Shift w/NPP, w/o AFM	15-18	Axle-Back	S-Type	2.75"	2.75"	4.25" RD	6.13"	Bright	19	Quad Center	11902
6.2L supercharged AT/MT incl Paddle Shift w/NPP, w/o AFM	15-18	Axle-Back	ATAK®	2.75"	2.75"	4.25" RD	6.13"	Bright	19	Quad Center	11903
6.2L supercharged AT/MT incl Paddle Shift w/NPP, w/o AFM	15-18	Axle-Back	ATAK®	2.75"	2.75"	4.25" RD	6.13"	Ceramic Black	60	Quad Center	11903CB
6.2L supercharged AT/MT incl Paddle Shift w/NPP, w/o AFM	15-18	Axle-Back	ATAK®	2.75"	2.75"	4.25" RD	6.13"	Bright	47	Quad Center	11905
6.2L supercharged AT/MT incl Paddle Shift	15-18	Axle-Back	S-Type	2.75"	2"	4.25" RD	6.13"	Bright	19	Quad Center	11908
6.2L supercharged AT/MT incl Paddle Shift	15-18	Axle-Back	S-Type	2.75"	2"	4.25" RD	6.13"	Bright	47	Quad Center	11910
6.2L supercharged AT/MT incl Paddle Shift	15-18	Axle-Back	ATAK®	2.75"	2"	4.25" RD	6.13"	Bright	19	Quad Center	11909
6.2L supercharged AT/MT incl Paddle Shift	15-18	Axle-Back	ATAK®	2.75"	2"	4.25" RD	6.13"	Bright	47	Quad Center	11911
C7 6.2L AT/MT incl Paddle Shift	14-18	X-Pipe (Retains OE cats.)		2.75"	2.75"						60548
CRUZE											
1.4L/1.8L AT/MT FWD 4DR	11-16	Cat-Back™	S-Type	2.25"	2.25"	3.5" x 2.75" OV	4"	Bright	17	Single Rear (L)	140352
IMPALA											
Impala (LS1 Swap) V8 AT/MT RWD 2+4DR	1962	Manifold-Back	Touring	2.5"	2"	2" RD TD		Bright	33	Single Split Rear	100405
Impala (LS1 Swap) V8 AT/MT RWD 2+4DR	1962	Manifold-Back	Touring	2.5"	2"	2" RD TD		Bright	33	Single Split Side	100405
Impala Small Block V8 AT/MT RWD 2+4DR	1962	Manifold-Back	Touring	2.5"	2"	2" RD TD		Bright	33	Single Split Rear	100409
Impala Small Block V8 AT/MT RWD 2+4DR	1962	Manifold-Back	Touring	2.5"	2"	2" RD TD		Bright	33	Single Split Side	100409
SS 5.7L V8 AT RWD 4DR	94-96	Cat-Back™ (H-Pipe)	Touring	2.25"	2"	4" RD	8.5"	Bright	10	Single Split Rear	14504
MALIBU											
2.0L Turbo AT FWD 4DR	16-18	Rear Section	S-Type	2.25"	2.25"	USE with factory bezels					11936



EXHAUST SYSTEM APPLICATIONS

TIP & EXIT INFO — SEE IMAGES BELOW

Model/Group	Years	Product (Details on Pg. 55)	Sound Level	Pipe Diameters		Tip Opening Size & Shape ¹	Tip Length	Tip Finish ²	Tip Style	Tip Exit	Part #
				Primary(s)	Secondary(s)						
» CHEVROLET (cont.)											
SILVERADO 1500											
4.8L/5.3L V8 AT/MT 2+4WD EC SB (inc Z-71) inc. Classic	99-07	Cat-Back™	Touring	3"	2.25"	4" RD	14"	Bright	36	Single Split Rear	14824
4.8L/5.3L V8 AT/MT 2+4WD RC SB inc. Classic	99-07	Cat-Back™	Touring	3"	2.25"	4" RD	12"	Bright	36	Single Split Side	14940
4.3L V6/4.8L/5.3L V8 AT/MT 2+4WD EC SB inc. Classic	99-07	Cat-Back™	Touring	3"	3"	4" RD	14"	Bright	36	Single Side (R)	140014
4.8L/5.3L/6.0L V8 AT/MT 2+4WD 4DR EC STB(78.7") CC SB (69.3")	07-08	Cat-Back™	Touring	2.75"	2.25"	4" RD	12"	Bright	36	Single Split Rear	140231
4.8L/5.3L/6.0L V8 AT/MT 2+4WD EC STB (78.7") CC SB (69.3")	07-08	Cat-Back™	Touring	2.75"	2.75"	4" RD	14"	Bright	36	Single Side (R)	140230
4.8L/5.3L/6.0L V8 AT/MT 2+4WD EC STB (78.7") CC SB (69.3")	07-08	Cat-Back™	Touring	2.75"	2.25"	4" RD	12"	Bright	36	Single Split Side	140232
4.8L/5.3L/6.0L V8 AT/MT 2+4WD 4DR EC STB (78.7") CC SB (69.3")	09-13	Cat-Back™	Touring	2.75"	2.25"	4" RD	14"	Bright	36	Single Split Rear	140340
4.8L/5.3L/6.0L V8 AT/MT 2+4WD 4DR EC STB (78.7") CC SB (69.3")	09-13	Cat-Back™	Touring	2.75"	2.25"	4" RD	14"	Bright	36	Single Split Side	140341
4.8L/5.3L/6.0L V8 AT/MT 2+4WD 4DR EC STB (78.7") CC SB (69.3")	09-13	Cat-Back™	Touring	2.75"	2.75"	4" RD	13"	Bright	36	Single Side (R)	140343
4.8L/5.3L/6.0L V8 AT/MT 2+4WD 4DR EC STB (78.7") CC SB (69.3")	09-13	Cat-Back™	S-Type	2.75"	2.25"	4" RD	14"	Bright	36	Single Split Rear	140429
4.8L/5.3L/6.0L V8 AT/MT 2+4WD 2DR RC STB (78.7")	09-13	Cat-Back™	Touring	2.75"	2.25"	4" RD	14"	Bright	36	Single Split Side	140342
4.8L/5.3L/6.0L V8 AT/MT 2+4WD 2DR RC STB (78.7")	09-13	Cat-Back™	Touring	2.75"	2.25"	4" RD	14"	Bright	36	Single Split Rear	140344
6.2L V8 AT 2+4WD 2+4DR EC STB (78.7") CC SB (69.3")	11-13	Cat-Back™	Touring	3.5"	2.25"	4" RD	14"	Bright	36	Single Split Rear	140420
6.2L V8 AT 2+4WD 2+4DR EC STB (78.7") CC SB (69.3")	11-13	Cat-Back™	S-Type	3.5"	2.25"	4" RD	14"	Bright	36	Single Split Rear	140437
5.3L V8 AT/MT 2+4WD 4DR EC STB (78.7") CC SB (69.3") WB 143.5"	14-18	Cat-Back™	Touring	2.75"	2.25"	4" RD	14"	Bright	36	Single Split Rear	140535
5.3L V8 AT/MT 2+4WD 4DR EC STB (78.7") CC SB (69.3") WB 143.5"	14-18	Cat-Back™	Touring	2.75"	2.25"	4" RD	14"	Black	49	Single Split Rear	140535BC
5.3L V8 AT/MT 2+4WD 4DR EC STB (78.7") CC SB (69.3") WB 143.5"	14-18	Cat-Back™	S-Type	2.75"	2.25"	4" RD	14"	Bright	36	Single Split Rear	140536
5.3L V8 AT/MT 2+4WD 4DR EC STB (78.7") CC SB (69.3") WB 143.5"	14-18	Cat-Back™	S-Type	2.75"	2.25"	4" RD	14"	Black	49	Single Split Rear	140536BC



SOUND LEVELS
FULL DETAILS PGS. 6-7



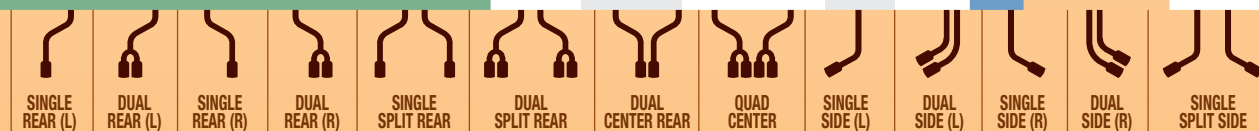
TIP STYLES
FOR EXHAUST SYSTEMS ON THESE TWO PAGES



TIP & EXIT INFO — SEE IMAGES BELOW

Model/Group	Years	Product (Details on Pg. 55)	Sound Level	Pipe Diameters		Tip Opening Size & Shape ¹	Tip Length	Tip Finish ²	Tip Style	Tip Exit	Part #
				Primary(s)	Secondary(s)						
5.3L V8 AT/MT 2+4WD 4DR EC STB (78.7") CC SB (69.3") WB 143.5"	14-18	Cat-Back™	ATAK®	2.75"	2.25"	4" RD	14"	Bright	36	Single Split Rear	140537
5.3L V8 AT/MT 2+4WD 4DR EC STB (78.7") CC SB (69.3") WB 143.5"	14-18	Cat-Back™	ATAK®	2.75"	2.25"	4" RD	14"	Black	49	Single Split Rear	140537BC
5.3L V8 AT/MT 2+4WD 4DR EC STB (78.7") CC SB (69.3") WB 143.5"	14-18	Cat-Back™	Touring	2.75"	2.25"	4" RD	14"	Bright	36	Single Split Side	140544
5.3L V8 AT/MT 2+4WD 4DR EC STB (78.7") CC SB (69.3") WB 143.5"	14-18	Cat-Back™	S-Type	2.75"	2.25"	4" RD	14"	Bright	36	Single Split Side	140545
5.3L V8 AT/MT 2+4WD 4DR EC STB (78.7") CC SB (69.3") WB 143.5"	14-18	Cat-Back™	ATAK®	2.75"	2.25"	4" RD	14"	Bright	36	Single Split Side	140546
5.3L V8 AT/MT 2+4WD 4DR EC STB (78.7") CC SB (69.3") WB 143.5"	14-18	Cat-Back™	ATAK®	2.75"	2.25"	4" RD	14"	Black	49	Single Split Side	140546BC
5.3L V8 AT/MT 2+4WD 4DR EC STB (78.7") CC SB (69.3") WB 143.5"	14-18	Cat-Back™	S-Type	2.75"	2.25"	4" RD	14"	Bright	18	Dual Side (R)	140550
5.3L V8 AT/MT 2+4WD 4DR EC STB (78.7") CC SB (69.3") WB 143.5"	14-18	Cat-Back™	S-Type	2.75"	2.25"	4" RD	14"	Black	50	Dual Side (R)	140550BC
5.3L V8 AT/MT 2+4WD 4DR CC STB (78.7") WB 153"	14-18	Cat-Back™	Touring	2.75"	2.25"	4" RD	14"	Bright	36	Single Split Rear	140538
5.3L V8 AT/MT 2+4WD 4DR CC STB (78.7") WB 153"	14-18	Cat-Back™	Touring	2.75"	2.25"	4" RD	14"	Black	49	Single Split Rear	140538BC
5.3L V8 AT/MT 2+4WD 4DR CC STB (78.7") WB 153"	14-18	Cat-Back™	S-Type	2.75"	2.25"	4" RD	14"	Bright	36	Single Split Rear	140539
5.3L V8 AT/MT 2+4WD 4DR CC STB (78.7") WB 153"	14-18	Cat-Back™	ATAK®	2.75"	2.25"	4" RD	14"	Bright	36	Single Split Rear	140540
5.3L V8 AT/MT 2+4WD 4DR CC STB (78.7") WB 153"	14-18	Cat-Back™	Touring	2.75"	2.25"	4" RD	14"	Bright	36	Single Split Side	140547
5.3L V8 AT/MT 2+4WD 4DR CC STB (78.7") WB 153"	14-18	Cat-Back™	S-Type	2.75"	2.25"	4" RD	14"	Bright	36	Single Split Side	140548
5.3L V8 AT/MT 2+4WD 4DR CC STB (78.7") WB 153"	14-18	Cat-Back™	ATAK®	2.75"	2.25"	4" RD	14"	Bright	36	Single Split Side	140549
5.3L V8 AT/MT 2+4WD 4DR CC STB (78.7") WB 153"	14-18	Cat-Back™	S-Type	2.75"	2.25"	4" RD	14"	Bright	18	Dual Side (R)	140551
5.3L V8 AT/MT 2+4WD 4DR CC STB (78.7") WB 153"	14-18	Cat-Back™	S-Type	2.75"	2.25"	4" RD	14"	Black	50	Dual Side (R)	140551BC
5.3L V8 AT/MT 2+4WD 4DR RC STB (78.7") WB 119"	14-18	Cat-Back™	S-Type	2.75"	2.25"	4" RD	14"	Bright	36	Single Split Rear	140717
5.3L V8 AT/MT 2+4WD 4DR RC STB (78.7") WB 119"	14-18	Cat-Back™	ATAK®	2.75"	2.25"	4" RD	14"	Bright	36	Single Split Rear	140718
5.3L V8 AT/MT 2+4WD 4DR RC STB (78.7") WB 119"	14-18	Cat-Back™	S-Type	2.75"	2.25"	4" RD	14"	Bright	36	Single Split Side	140719
5.3L V8 AT/MT 2+4WD 4DR RC STB (78.7") WB 119"	14-18	Cat-Back™	ATAK®	2.75"	2.25"	4" RD	14"	Bright	36	Single Split Side	140720
6.2L V8 AT/MT 2+4WD 4DR EC STB (78.7") CC SB (69.3") WB 143.5"	14-18	Cat-Back™	Touring	3.5"	2.25"	4" RD	14"	Bright	36	Single Split Rear	140570
6.2L V8 AT/MT 2+4WD 4DR EC STB (78.7") CC SB (69.3") WB 143.5"	14-18	Cat-Back™	S-Type	3.5"	2.25"	4" RD	14"	Bright	36	Single Split Rear	140571
6.2L V8 AT/MT 2+4WD 4DR EC STB (78.7") CC SB (69.3") WB 143.5"	14-18	Cat-Back™	ATAK®	3.5"	2.25"	4" RD	14"	Bright	36	Single Split Rear	140572
6.2L V8 AT/MT 2+4WD 4DR EC STB (78.7") CC SB (69.3") WB 143.5"	14-18	Cat-Back™	S-Type	3.5"	2.25"	4" RD	14"	Bright	18	Dual Side (R)	140576
6.2L V8 AT/MT 2+4WD 4DR EC STB (78.7") CC SB (69.3") WB 143.5"	14-18	Cat-Back™	S-Type	3.5"	2.25"	4" RD	14"	Black	50	Dual Side (R)	140576BC
6.2L V8 AT/MT 2+4WD 4DR EC STB (78.7") CC SB (69.3") WB 143.5"	14-18	Cat-Back™	ATAK®	3.5"	2.25"	4" RD	14"	Bright	18	Dual Side (R)	140577

TIP EXITS
ACTUAL PIPE CONTOURS VARY BY APPLICATION



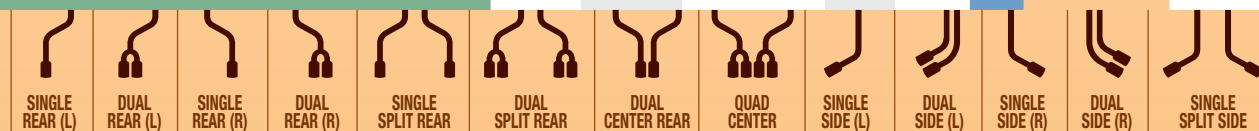
EXHAUST SYSTEM APPLICATIONS

Model/Group	Years	Product (Details on Pg. 55)	Sound Level	Pipe Diameters		TIP & EXIT INFO — SEE IMAGES BELOW				Part #	
				Primary(s)	Secondary(s)	Tip Opening Size & Shape ¹	Tip Length	Tip Finish ²	Tip Style		Tip Exit
» CHEVROLET (cont.)											
SS											
6.2L AT RWD 4DR	14-15	Axle-Back	Touring	2.25"	2.25"	3.19" RD	5"	Bright	47	Dual Split Rear	11884
6.2L AT RWD 4DR	14-15	Axle-Back	S-Type	2.25"	2.25"	3.19" RD	5"	Bright	47	Dual Split Rear	11885
SUBURBAN 1500											
5.3L V8 AT 2+4WD 4DR	07-08	Cat-Back™	Touring	2.75"	2"	4.25" x 3.5" OV	12"	Bright	29	Dual Side (R)	140235
5.3L AT 2+4WD 4DR	09-14	Cat-Back™	Touring	3"	2.25"	4" RD	12"	Bright	18	Dual Side (R)	140423
5.3L V8 AT 2+4WD 4DR	15-17	Cat-Back™	Touring	2.75"	2.25"	4" RD	12"	Bright	18	Dual Side (R)	140558
SUBURBAN 2500											
6.0L V8 AT 2+4WD 4DR	07-08	Cat-Back™	Touring	2.75"	2"	4.25" x 3.5" OV	12"	Bright	29	Dual Side (R)	140235
TAHOE											
4.8L/5.3L V8 AT 2+4WD 4DR	07-08	Cat-Back™	Touring	2.75"	2"	4" RD	13"	Bright	18	Dual Side (R)	140193
5.3L V8 AT 2+4WD 4DR	09-13	Cat-Back™	Touring	3"	2.5"	4" RD	12"	Bright	18	Dual Side (R)	140424
5.3L V8 AT 2+4WD 4DR	15-17	Cat-Back™	Touring	2.75"	2.25"	4" RD	12"	Bright	18	Dual Side (R)	140557
TRAILBLAZER SS											
6.0L V8 AT 2+4WD 4DR	06-09	Cat-Back™	S-Type	3"	2.25"	4" RD	12"	Bright	36	Single Split Rear	140206
» CHRYSLER											
300											
3.6L V6 AT/MT RWD 4DR	11-14	Cat-Back™	Touring	2.25"	2.25"	USES FACTORY STOCK EXIT				Single Split Rear	140448
3.6L V6 AT/MT RWD 4DR	15-17	Cat-Back™	S-Type	2.25"	2.25"	USES FACTORY STOCK EXIT				Single Split Rear	140685
3.6L V6 AT/MT RWD 4DR	15-17	Cat-Back™	ATAK®	2.25"	2.25"	USES FACTORY STOCK EXIT				Single Split Rear	140686
5.7L V8 AT/MT RWD 4DR w/valve sim.	17-18	Cat-Back™	S-Type	2.75"	2.75"	USES FACTORY STOCK EXIT				Single Split Rear	140724
5.7L V8 AT/MT RWD 4DR w/valve sim.	17-18	Cat-Back™	ATAK®	2.75"	2.75"	USES FACTORY STOCK EXIT				Single Split Rear	140725
5.7L V8 AT/MT RWD 4DR w/valves	17-18	Cat-Back™	S-Type	2.75"	2.75"	USES FACTORY STOCK EXIT				Single Split Rear	140722
5.7L V8 AT/MT RWD 4DR w/valves	17-18	Cat-Back™	ATAK®	2.75"	2.75"	USES FACTORY STOCK EXIT				Single Split Rear	140723
300C											
5.7L V8 AT RWD/AWD 4DR	05-10	Cat-Back™	S-Type	2.5"	2.25"	5" RD	12"	Bright	39	Single Split Rear	140125
5.7L V8 w/Eagle Head AT/MT RWD 4DR	09-16	Long Tube Header		1.75"	2.5"						17256*
5.7L V8 AT/MT RWD/AWD 4DR	11-14	Cat-Back™	Touring	2.5"	2.5"	USES FACTORY STOCK EXIT				Single Split Rear	140442
5.7L V8 AT/MT RWD/AWD 4DR	11-14	Cat-Back™	S-Type	2.5"	2.5"	USES FACTORY STOCK EXIT				Single Split Rear	140443
5.7L V8 AT/MT RWD/AWD 4DR	15-18	Cat-Back™	Touring	2.5"	2.5"	USES FACTORY STOCK EXIT				Single Split Rear	140635
5.7L V8 AT/MT RWD/AWD 4DR	15-18	Cat-Back™	S-Type	2.5"	2.5"	USES FACTORY STOCK EXIT				Single Split Rear	140636
5.7L V8 AT/MT RWD/AWD 4DR	15-18	Cat-Back™	ATAK®	2.5"	2.5"	USES FACTORY STOCK EXIT				Single Split Rear	140637
5.7L V8 AT/MT RWD 4DR w/valve sim.	17-18	Cat-Back™	S-Type	2.75"	2.75"	USES FACTORY STOCK EXIT				Single Split Rear	140724
5.7L V8 AT/MT RWD 4DR w/valve sim.	17-18	Cat-Back™	ATAK®	2.75"	2.75"	USES FACTORY STOCK EXIT				Single Split Rear	140725
5.7L V8 AT/MT RWD 4DR w/valves	17-18	Cat-Back™	S-Type	2.75"	2.75"	USES FACTORY STOCK EXIT				Single Split Rear	140722
5.7L V8 AT/MT RWD 4DR w/valves	17-18	Cat-Back™	ATAK®	2.75"	2.75"	USES FACTORY STOCK EXIT				Single Split Rear	140723
SRT-8 6.1L V8 AT RWD 4DR	05-10	Cat-Back™	S-Type	2.75"	2.75"	4" RD	8"	Bright	35	Single Split Rear	140305
SRT-8 6.1L V8 AT RWD 4DR	05-10	Cat-Back™	ATAK®	2.75"	2.75"	4" RD	10.5"	Bright	36	Single Split Rear	140407
SRT-8 6.4L V8 AT RWD 4DR	12-14	Axle-Back	S-Type	3"	3"	4.5" RD	10"	Bright	35	Single Split Rear	11832
SRT-8 6.4L V8 AT RWD 4DR	12-14	Axle-Back	S-Type	3"	3"	4.5" RD	10"	Black	49	Single Split Rear	11832BC
SRT-8 6.4L V8 AT RWD 4DR	12-14	Axle-Back	ATAK®	3"	3"	4.5" RD	10"	Bright	35	Single Split Rear	11833
SRT-8 6.1L/6.4L V8 AT/MT RWD 4DR	08-14	Long Tube Header		1.75"	2.75"						17250*


SOUND LEVELS
FULL DETAILS PGS. 6-7



TIP EXITS
ACTUAL PIPE CONTOURS VARY BY APPLICATION



TIP STYLES
FOR EXHAUST SYSTEMS ON THESE TWO PAGES



Model/Group	Years	Product (Details on Pg. 55)	Sound Level	Pipe Diameters		TIP & EXIT INFO — SEE IMAGES BELOW				Part #	
				Primary(s)	Secondary(s)	Tip Opening Size & Shape ¹	Tip Length	Tip Finish ²	Tip Style		Tip Exit
» DODGE											
CHALLENGER SE/SXT/GT											
SE 3.5L V6 AT RWD 2DR	09-10	Cat-Back™	S-Type	2"	2"	4" x 2.5" REC		Bright	43	Dual Split Rear	140316
SE/SXT 3.6L V6 AT/MT RWD 2DR	11-14	Cat-Back™	S-Type	2.25"	2.25"	4" x 2.5" REC		Bright	43	Dual Split Rear	140482
SXT/GT 3.6L V6 AT/MT RWD/AWD 2DR	15-18	Cat-Back™	S-Type	2.25"	2.25"	USES FACTORY STOCK EXIT				Dual Split Rear	140649
SXT/GT 3.6L V6 AT/MT RWD/AWD 2DR	15-18	Cat-Back™	ATAK®	2.25"	2.25"	USES FACTORY STOCK EXIT				Dual Split Rear	140650
CHALLENGER RT											
RT 5.7L V8 AT/MT RWD 2DR	09-14	Cat-Back™	Touring	2.5"	2.5"	4" x 2.5" REC		Bright	43	Dual Split Rear	140297
RT 5.7L V8 AT/MT RWD 2DR	09-14	Cat-Back™	S-Type	2.5"	2.5"	4" x 2.5" REC		Bright	43	Dual Split Rear	140707
RT 5.7L V8 AT/MT RWD 2DR	09-14	Cat-Back™	ATAK®	2.5"	2.5"	4" x 2.5" REC		Bright	43	Dual Split Rear	140708
5.7L V8 w/Eagle Head AT/MT RWD 4DR	09-16	Long Tube Header		1.75"	2.5"						17256*
RT 5.7L V8 w/o MDS (CYL. Deactivation) AT/MT RWD 2DR	15-18	Cat-Back™	Touring	2.5"	2.5"	4" x 2.5" REC		Bright	43	Dual Split Rear	140626
RT 5.7L V8 w/o MDS (CYL. Deactivation) AT/MT RWD 2DR	15-18	Cat-Back™	S-Type	2.5"	2.5"	4" x 2.5" REC		Bright	43	Dual Split Rear	140627
RT 5.7L V8 w/o MDS (CYL. Deactivation) AT/MT RWD 2DR	15-18	Cat-Back™	ATAK®	2.5"	2.5"	4" x 2.5" REC		Bright	43	Dual Split Rear	140628
RT 5.7L V8 AT/MT RWD 2DR w/MDS valve sim.	17-18	Cat-Back™	S-Type	2.75"	2.75"	USES FACTORY STOCK EXIT				Dual Split Rear	140715
RT 5.7L V8 AT/MT RWD 2DR w/MDS valve sim.	17-18	Cat-Back™	ATAK®	2.75"	2.75"	USES FACTORY STOCK EXIT				Dual Split Rear	140716
RT 5.7L V8 AT/MT RWD 2DR w/MDS valves	17-18	Cat-Back™	S-type	2.75"	2.75"	USES FACTORY STOCK EXIT				Dual Split Rear	140713
RT 5.7L V8 AT/MT RWD 2DR w/MDS valves	17-18	Cat-Back™	ATAK®	2.75"	2.75"	USES FACTORY STOCK EXIT				Dual Split Rear	140714
CHALLENGER SRT-8/392 HEMI/SCAT PACK											
SRT-8 6.1L V8 AT/MT RWD 2DR	08-10	Cat-Back™	S-Type	2.75"	2.75"	4" x 2.5" REC		Bright	43	Dual Split Rear	140286
392 SRT-8 6.4L V8 AT/MT RWD 2DR	11-14	Cat-Back™	S-Type	2.75"	2.75"	4" x 2.5" REC		Bright	43	Dual Split Rear	140435
392 SRT-8 6.4L V8 AT/MT RWD 2DR	11-14	Cat-Back™	ATAK	2.75"	2.75"	4" x 2.5" REC		Bright	43	Dual Split Rear	140436
SRT-8 6.1L/6.4L V8 AT/MT RWD 2DR	08-14	Long Tube Header		1.75"	2.75"						17250*
SRT/392Hemi/Scat Pack 6.4L V8 AT/MT RWD 2DR w/valve simulator	15-17	Cat-Back™	Touring	2.75"	2.75"	USES FACTORY STOCK EXIT				Dual Split Rear	140676
SRT/392Hemi/Scat Pack 6.4L V8 AT/MT RWD 2DR w/valve simulator	15-17	Cat-Back™	S-Type	2.75"	2.75"	USES FACTORY STOCK EXIT				Dual Split Rear	140677
SRT/392Hemi/Scat Pack 6.4L V8 AT/MT RWD 2DR w/valve simulator	15-17	Cat-Back™	ATAK®	2.75"	2.75"	USES FACTORY STOCK EXIT				Dual Split Rear	140678
SRT/392Hemi/Scat Pack 6.4L V8 AT RWD 2DR w/valves	15-17	Cat-Back™	Touring	2.75"	2.75"	USES FACTORY STOCK EXIT				Dual Split Rear	140639
SRT/392Hemi/Scat Pack 6.4L V8 AT RWD 2DR w/valves	15-17	Cat-Back™	S-Type	2.75"	2.75"	USES FACTORY STOCK EXIT				Dual Split Rear	140640
SRT/392Hemi/Scat Pack 6.4L V8 AT RWD 2DR w/valves	15-17	Cat-Back™	ATAK®	2.75"	2.75"	USES FACTORY STOCK EXIT				Dual Split Rear	140641
6.2L V8 AT/MT RWD 2DR	15-17	Long Tube Header		1.75"	2.75"						17292*

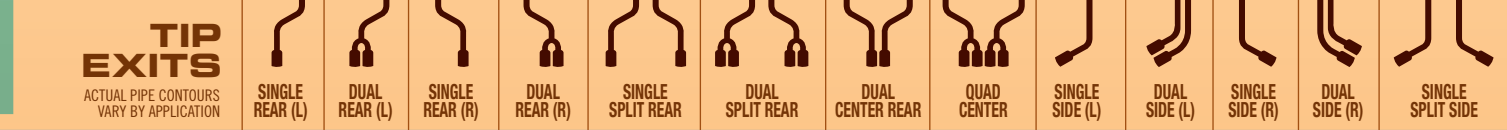


EXHAUST SYSTEM APPLICATIONS

Model/Group	Years	Product (Details on Pg. 55)	Sound Level	Pipe Diameters		TIP & EXIT INFO — SEE IMAGES BELOW				Part #
				Primary(s)	Secondary(s)	Tip Opening Size & Shape ¹	Tip Length	Tip Finish ²	Tip Style	
» DODGE										
CHALLENGER SRT HELLCAT										
6.2L V8 AT/MT RWD 2DR w/valve simulator	15-17	Cat-Back™	S-Type	3"	3"	USES FACTORY STOCK EXIT				Dual Split Rear 140647
6.2L V8 AT/MT RWD 2DR w/valve simulator	15-17	Cat-Back™	ATAK®	3"	3"	USES FACTORY STOCK EXIT				Dual Split Rear 140648
6.2L V8 AT/MT RWD 2DR w/valves	15-17	Cat-Back™	S-Type	3"	3"	USES FACTORY STOCK EXIT				Dual Split Rear 140642
6.2L V8 AT/MT RWD 2DR w/valves	15-17	Cat-Back™	ATAK®	3"	3"	USES FACTORY STOCK EXIT				Dual Split Rear 140646
6.2L V8 AT/MT RWD 2DR	15-16	Long Tube Header		1.75"	2.75"					17292*
CHARGER SE/SXT										
SXT/SE 3.5L V6 AT/MT RWD/AWD 4DR	06-10	Cat-Back™	S-Type	2.5"	2.25"	4.25" x 3.5" OV	7.75"	Bright	17	Single Split Rear 140197
3.6L V6 AT/MT RWD 4DR	11-14	Cat-Back™	S-Type	2.5"	2.5"	USES FACTORY STOCK EXIT				Single Split Rear 140448
3.6L V6 AT/MT RWD 4DR	15-17	Cat-Back™	S-Type	2.25"	2.25"	USES FACTORY STOCK EXIT				Single Split Rear 140685
3.6L V6 AT/MT RWD 4DR	15-17	Cat-Back™	ATAK®	2.25"	2.25"	USES FACTORY STOCK EXIT				Single Split Rear 140686
CHARGER RT										
RT 5.7L V8 AT RWD/AWD 4DR	06-10	Cat-Back™	S-Type	2.5"	2.25"	5" RD	12"	Bright	39	Single Split Rear 140125
5.7L V8 w/Eagle Head AT/MT RWD 4DR	09-16	Long Tube Header		1.75"	2.5"					17256*
RT 5.7L V8 AT/MT RWD/AWD 4DR	11-14	Cat-Back™	Touring	2.5"	2.5"	USES FACTORY STOCK EXIT				Single Split Rear 140442
RT 5.7L V8 AT/MT RWD/AWD 4DR	11-14	Cat-Back™	S-Type	2.5"	2.5"	USES FACTORY STOCK EXIT				Single Split Rear 140443
RT 5.7L V8 w/o MDS (CYL. Deactivation) AT/MT RWD/AWD 4DR	15-18	Cat-Back™	Touring	2.5"	2.5"	USES FACTORY STOCK EXIT				Single Split Rear 140635
RT 5.7L V8 w/o MDS (CYL. Deactivation) AT/MT RWD/AWD 4DR	15-18	Cat-Back™	S-Type	2.5"	2.5"	USES FACTORY STOCK EXIT				Single Split Rear 140636
RT 5.7L V8 w/o MDS (CYL. Deactivation) AT/MT RWD/AWD 4DR	15-18	Cat-Back™	ATAK®	2.5"	2.5"	USES FACTORY STOCK EXIT				Single Split Rear 140637
RT 5.7L V8 AT/MT RWD 4DR w/valve sim.	17-18	Cat-Back™	S-Type	2.75"	2.75"	USES FACTORY STOCK EXIT				Single Split Rear 140724
RT 5.7L V8 AT/MT RWD 4DR w/valve sim.	17-18	Cat-Back™	ATAK®	2.75"	2.75"	USES FACTORY STOCK EXIT				Single Split Rear 140725
RT 5.7L V8 AT/MT RWD 4DR w/valves	17-18	Cat-Back™	S-Type	2.75"	2.75"	USES FACTORY STOCK EXIT				Single Split Rear 140722
RT 5.7L V8 AT/MT RWD 4DR w/valves	17-18	Cat-Back™	ATAK®	2.75"	2.75"	USES FACTORY STOCK EXIT				Single Split Rear 140723



Model/Group	Years	Product (Details on Pg. 55)	Sound Level	Pipe Diameters		TIP & EXIT INFO — SEE IMAGES BELOW				Part #
				Primary(s)	Secondary(s)	Tip Opening Size & Shape ¹	Tip Length	Tip Finish ²	Tip Style	
CHARGER SRT-8/SRT 392/SCAT PACK										
SRT-8 6.1L V8 AT RWD 4DR	06-10	Cat-Back™	S-Type	2.75"	2.75"	4" RD	8"	Bright	35	Single Split Rear 140305
SRT-8 6.1L V8 AT RWD 4DR	06-10	Cat-Back™	ATAK®	2.75"	2.75"	4" RD	10.5"	Bright	36	Single Split Rear 140407
SRT-8 6.4L V8 AT RWD 4DR	12-14	Axle-Back	S-Type	3"	3"	4.5" RD	10"	Bright	35	Single Split Rear 11832
SRT-8 6.4L V8 AT RWD 4DR	12-14	Axle-Back	S-Type	3"	3"	4.5" RD	10"	Black	49	Single Split Rear 11832BC
SRT-8 6.4L V8 AT RWD 4DR	12-14	Axle-Back	ATAK®	3"	3"	4.5" RD	10"	Bright	35	Single Split Rear 11833
SRT-8 6.1L/6.4L V8 AT/MT RWD 4DR	08-14	Long Tube Header		1.75"	2.75"					17250*
SRT 392/Scat Pack 6.4L V8 AT RWD 2DR w/valve simulator	15-17	Cat-Back™	Touring	2.75"	2.75"	USES FACTORY STOCK EXIT				Single Split Rear 140673
SRT 392/Scat Pack 6.4L V8 AT RWD 2DR w/valve simulator	15-17	Cat-Back™	S-Type	2.75"	2.75"	USES FACTORY STOCK EXIT				Single Split Rear 140674
SRT 392/Scat Pack 6.4L V8 AT RWD 2DR w/valve simulator	15-17	Cat-Back™	ATAK®	2.75"	2.75"	USES FACTORY STOCK EXIT				Single Split Rear 140675
SRT 392/Scat Pack 6.4L V8 AT RWD 2DR w/valves	15-17	Cat-Back™	Touring	2.75"	2.75"	USES FACTORY STOCK EXIT				Single Split Rear 140670
SRT 392/Scat Pack 6.4L V8 AT RWD 2DR w/valves	15-17	Cat-Back™	S-Type	2.75"	2.75"	USES FACTORY STOCK EXIT				Single Split Rear 140671
SRT 392/Scat Pack 6.4L V8 AT RWD 2DR w/valves	15-17	Cat-Back™	ATAK®	2.75"	2.75"	USES FACTORY STOCK EXIT				Single Split Rear 140672
CHARGER SRT HELLCAT										
6.2L V8 AT/MT RWD 2DR w/valve simulator	15-17	Cat-Back™	S-Type	3"	3"	USES FACTORY STOCK EXIT				Single Split Rear 140668
6.2L V8 AT/MT RWD 2DR w/valve simulator	15-17	Cat-Back™	ATAK®	3"	3"	USES FACTORY STOCK EXIT				Single Split Rear 140669
SRT-8 6.2L V8 AT RWD 4DR w/valves	15-17	Cat-Back™	S-Type	3"	3"	USES FACTORY STOCK EXIT				Single Split Rear 140666
SRT-8 6.2L V8 AT RWD 4DR w/valves	15-17	Cat-Back™	ATAK®	3"	3"	USES FACTORY STOCK EXIT				Single Split Rear 140667
DURANGO										
5.7L AT 2+4WD 4DR	11-18	Cat-Back™	S-Type	2.5"	2.5"	4" RD	6"	Bright	35	Single Split Rear 140449
MAGNUM										
SXT/SE 3.5L V6 AT/MT RWD/AWD 4DR	05-08	Cat-Back™	S-Type	2.5"	2.25"	4.25" x 3.5" OV	7.75"	Bright	17	Single Split Rear 140197
RT 5.7L V8 AT RWD/AWD 4DR	05-08	Cat-Back™	S-Type	2.5"	2.25"	5" RD	12"	Bright	39	Single Split Rear 140125
SRT-8 6.1L V8 AT RWD 4DR	05-08	Cat-Back™	S-Type	2.75"	2.75"	4" RD	8"	Bright	35	Single Split Rear 140305
SRT-8 6.1L V8 AT RWD 4DR	06-08	Cat-Back™	ATAK®	2.75"	2.75"	4" RD	10.5"	Bright	36	Single Split Rear 140407
SRT-8 6.1L/6.4L V8 AT/MT RWD 4DR	06-08	Long Tube Header		1.75"	2.75"					17250*
NEON										
SRT-4 2.4L Turbo MT FWD 4DR	03-05	Cat-Back™	S-Type	2.5"	2.25"	4" RD	12"	Bright	36	Single Split Rear 140070
STEALTH										
R/T V6 Twin Turbo AT/MT AWD 2DR	91-96	Cat-Back™	S-Type	3"	2.5"	3.5" RD	7"	Bright	10	Single Split Rear 15443
VIPER										
GTS/RT-10 8.0L V10 MT RWD 2DR	96-02	Cat-Back™	Touring	3"	3"	4" RD	6.25"	Bright	18	Dual Center Rear 140049
GTS/RT-10 8.0L V10 MT RWD 2DR	96-02	Cat-Back™	S-Type	3"	3"	4" RD	6.25"	Bright	18	Dual Center Rear 14663
SRT-10 8.3L V10 MT RWD 2DR	03-08	Cat-Back™	S-Type	2.5"	2.5"	3.63" RD	3"	Bright	35	Single Split Side 140048



EXHAUST SYSTEM APPLICATIONS

Model/Group	Years	Product (Details on Pg. 55)	Sound Level	Pipe Diameters		TIP & EXIT INFO — SEE IMAGES BELOW					Part #
				Primary(s)	Secondary(s)	Tip Opening Size & Shape ¹	Tip Length	Tip Finish ²	Tip Style	Tip Exit	
» FORD											
CROWN VICTORIA											
4.6L AT RWD 4DR	03-11	Cat-Back™	Touring	2.25"	2"			Bright	33	Single Split Rear	140360
EXPLORER											
3.5L EcoBoost AT 2+4WD 4DR	12-15	Cat-Back™	S-Type	2.25"	2.5"	3.5" RD	4.63"	Bright	35	Single Split Rear	140656
3.5L V6 AT FWD 4DR (Naturally Aspirated)	16-17	Cat-Back™	Touring	2.25"	2.5"	3.5" RD	4.63"	Bright	35	Single Split Rear	140658
Sport 3.5L EcoBoost AT AWD 4DR	16-17	Cat-Back™	S-Type	2.25"	2.5"	USES FACTORY STOCK EXIT				Single Split Rear	140659
F-150 TRUCKS											
4.6L/5.4L V8 AT/MT 2+4WD CC SB	98-03	Cat-Back™	Touring	2.5"	2.25"	4" RD	14"	Bright	36	Single Split Rear	14925
Lightning 5.4L V8 SprChrgd AT 2WD 2DR RC SB	99-04	Cat-Back™	Touring	2.5"	2.5"	3" RD	10.75"	Bright	24	Dual Side (R)	14872
4.6L/5.4L V8 AT/MT 2+4WD EC CC SB	6/04-08	Cat-Back™	Touring	3"	3"	4" RD	14"	Bright	36	Single Side (R)	140136
4.6L/5.4L V8 AT/MT 2+4WD EC CC SB	6/04-08	Cat-Back™	Touring	3"	2.25"	4" RD	14"	Bright	36	Single Split Rear	140137
4.6L/5.4L V8 AT/MT 2+4WD EC CC SB	09-10	Cat-Back™	Touring	3"	2.25"	4" RD	14"	Bright	36	Single Split Rear	140291
4.6L V8 AT/MT 2+4WD EC CC SB (67.0")	09-10	Cat-Back™	S-Type	3"	2.5"	4" RD	14"	Bright	18	Dual Side (R)	140346
Harley Davidson 6.2L V8 AT 4WD EC CC SB (67.0")	11-13	Cat-Back™	Touring	3"	2.5"	4" RD	14"	Bright	18	Dual Side (R)	140404
Harley Davidson 6.2L V8 AT 4WD EC CC SB (67.0")	11-13	Cat-Back™	S-Type	3"	2.5"	4" RD	14"	Bright	18	Dual Side (R)	140383
3.5L V6 EcoBoost AT 2+4WD 2+4DR EC STB (78") CC SB (67.0")	11-14	True Dual Cat-Back™	S-Type	2.5"	2.25"	4" RD	14"	Bright	36	Single Split Rear	140697
3.5L V6 EcoBoost AT 2+4WD 2+4DR EC STB (78") CC SB (67.0")	11-14	True Dual Cat-Back™	ATAK®	2.5"	2.25"	4" RD	14"	Bright	36	Single Split Rear	140698
3.5L V6 EcoBoost AT 2+4WD 2+4DR EC STB (78") CC SB (67.0")	11-14	True Dual Cat-Back™	S-Type	2.5"	2.25"	4" RD	14"	Bright	18	Dual Side (R)	140699
3.5L V6 EcoBoost AT 2+4WD 2+4DR EC STB (78") CC SB (67.0")	11-14	True Dual Cat-Back™	ATAK®	2.5"	2.25"	4" RD	14"	Bright	18	Dual Side (R)	140700
3.5L V6 EcoBoost AT 2+4WD 2+4DR EC STB (78") CC SB (67.0")	11-14	Cat-Back™	Touring	3"	2.25"	4" RD	14"	Bright	36	Single Split Rear	140438
3.5L V6 EcoBoost AT 2+4WD 2+4DR EC STB (78") CC SB (67.0")	11-14	Cat-Back™	S-Type	3"	2.25"	4" RD	14"	Bright	36	Single Split Rear	140466
3.5L V6 EcoBoost AT 2+4WD 2+4DR	11-14	Downpipe				Cat Delete Pipe Option for True Dual Cat-Backs					60629*
5.0L AT/MT 2+4WD EC STB (78.8") CC SB (67.0") WB 144.5"	11-14	Cat-Back™	Touring	3"	2.25"	4" RD	12"	Bright	18	Dual Side (R)	140415
5.0L AT/MT 2+4WD EC STB(78.8") CC SB (67.0") WB 144.5"	11-14	Cat-Back™	S-Type	3"	2.25"	4" RD	14"	Bright	36	Single Split Rear	140416
5.0L AT/MT 2+4WD EC STB (78.8") CC SB (67.0") WB 144.5"	11-14	Cat-Back™	S-Type	3"	2.25"	4" RD	14"	Black	49	Single Split Rear	140416BC
5.0L AT/MT 2+4WD EC STB (78.8") CC SB (67.0") WB 144.5"	11-14	Cat-Back™	ATAK®	3"	2.25"	4" RD	14"	Bright	36	Single Split Rear	140417
5.0L AT/MT 2+4WD 4DR CC STB (78") WB 156.5"	11-14	Adapter Pipe - for use with 140415, 140416 and 140517 to allow them to fit CC STB Trucks									60554




SOUND LEVELS
FULL DETAILS PGS. 6-7



TIP STYLES
FOR EXHAUST SYSTEMS ON THESE TWO PAGES



Model/Group	Years	Product (Details on Pg. 55)	Sound Level	Pipe Diameters		TIP & EXIT INFO — SEE IMAGES BELOW					Part #
				Primary(s)	Secondary(s)	Tip Opening Size & Shape ¹	Tip Length	Tip Finish ²	Tip Style	Tip Exit	
3.5L V6 EcoBoost AT 2+4WD 2+4DR EC STB (78") CC SB (67.0") WB 145"	15-17	True Dual Cat-Back™	S-Type	2.5"	2.25"	4" RD	12"	Bright	36	Single Split Rear	140693
3.5L V6 EcoBoost AT 2+4WD 2+4DR EC STB (78") CC SB (67.0") WB 145"	15-17	True Dual Cat-Back™	ATAK®	2.5"	2.25"	4" RD	12"	Bright	36	Single Split Rear	140694
3.5L V6 EcoBoost AT 2+4WD 2+4DR EC STB (78") CC SB (67.0") WB 145"	15-17	True Dual Cat-Back™	S-Type	2.5"	2.25"	4" RD	12"	Bright	18	Dual Side (R)	140695
3.5L V6 EcoBoost AT 2+4WD 2+4DR EC STB (78") CC SB (67.0") WB 145"	15-17	True Dual Cat-Back™	ATAK®	2.5"	2.25"	4" RD	12"	Bright	18	Dual Side (R)	140696
2.7L/3.5L V6 EcoBoost/5.0L V8 AT/MT 2+4WD EC STB (78") CC SB (67.0") WB 145"	15-18	Cat-Back™	Touring	3"	2.25"	4" RD	12"	Bright	36	Single Split Rear	140614
2.7L/3.5L V6 EcoBoost/5.0L V8 AT/MT 2+4WD EC STB (78") CC SB (67.0") WB 145"	15-18	Cat-Back™	Touring	3"	2.25"	4" RD	12"	Black	49	Single Split Rear	140614BC
2.7L/3.5L V6 EcoBoost/5.0L V8 AT/MT 2+4WD EC STB (78") CC SB (67.0") WB 145"	15-18	Cat-Back™	S-Type	3"	2.25"	4" RD	12"	Bright	36	Single Split Rear	140615
2.7L/3.5L V6 EcoBoost/5.0L V8 AT/MT 2+4WD EC STB (78") CC SB (67.0") WB 145"	15-18	Cat-Back™	S-Type	3"	2.25"	4" RD	12"	Black	49	Single Split Rear	140615BC
2.7L/3.5L V6 EcoBoost/5.0L V8 AT/MT 2+4WD EC STB (78") CC SB (67.0") WB 145"	15-18	Cat-Back™	ATAK®	3"	2.25"	4" RD	12"	Bright	36	Single Split Rear	140616
2.7L/3.5L V6 EcoBoost/5.0L V8 AT/MT 2+4WD EC STB (78") CC SB (67.0") WB 145"	15-18	Cat-Back™	ATAK®	3"	2.25"	4" RD	12"	Black	49	Single Split Rear	140616BC
2.7L/3.5L V6 EcoBoost/5.0L V8 AT/MT 2+4WD EC STB (78") CC SB (67.0") WB 145"	15-18	Cat-Back™	Touring	3"	2.25"	4" RD	12"	Bright	18	Dual Side (R)	140617
2.7L/3.5L V6 EcoBoost/5.0L V8 AT/MT 2+4WD EC STB (78") CC SB (67.0") WB 145"	15-18	Cat-Back™	Touring	3"	2.25"	4" RD	12"	Black	50	Dual Side (R)	140617BC
2.7L/3.5L V6 EcoBoost/5.0L V8 AT/MT 2+4WD EC STB (78") CC SB (67.0") WB 145"	15-18	Cat-Back™	S-Type	3"	2.25"	4" RD	12"	Bright	18	Dual Side (R)	140618
2.7L/3.5L V6 EcoBoost/5.0L V8 AT/MT 2+4WD EC STB (78") CC SB (67.0") WB 145"	15-18	Cat-Back™	S-Type	3"	2.25"	4" RD	12"	Black	50	Dual Side (R)	140618BC
2.7L/3.5L V6 EcoBoost/5.0L V8 AT/MT 2+4WD EC STB (78") CC SB (67.0") WB 145"	15-18	Cat-Back™	ATAK®	3"	2.25"	4" RD	12"	Bright	18	Dual Side (R)	140619
2.7L/3.5L V6 EcoBoost/5.0L V8 AT/MT 2+4WD EC STB (78") CC SB (67.0") WB 145"	15-18	Cat-Back™	ATAK®	3"	2.25"	4" RD	12"	Black	50	Dual Side (R)	140619BC
2.7L/3.5L V6 EcoBoost/5.0L V8 AT/MT 2+4WD CC STB (78.8") WB 157"	15-18	Adapter		3"		Adapts Cat-Backs for CC SB to use on CC STB					60556
2.7L/3.5L V6 EcoBoost/5.0L V8 AT/MT 2+4WD EC LB (96") WB 163"	15-18	Adapter		3"		Adapts Cat-Backs for EC STB to use on EC LB					60564
3.5L V6 EcoBoost AT/MT 2+4WD	15-18	Downpipe				Cat Delete Pipe Option for True Dual Cat-Backs					60627*



EXHAUST SYSTEM APPLICATIONS

TIP & EXIT INFO — SEE IMAGES BELOW

Model/Group	Years	Product (Details on Pg. 55)	Sound Level	Pipe Diameters		Tip Opening Size & Shape ¹	Tip Length	Tip Finish ²	Tip Style	Tip Exit	Part #
				Primary(s)	Secondary(s)						
» FORD (cont.)											
F-150 RAPTOR TRUCKS											
Raptor 5.4L V8 AT/MT 2+4WD EC CC SB (67.0")	09-10	Cat-Back™	S-Type	3"	2.5"	4" RD	14"	Bright	18	Dual Side (R)	140346
Raptor 6.2L V8 AT 4WD EC CC SB (67.0")	10-14	Cat-Back™	Touring	3"	2.5"	4" RD	14"	Bright	18	Dual Side (R)	140404
Raptor 6.2L V8 AT 4WD EC CC SB (67.0")	10-14	Cat-Back™	S-Type	3"	2.5"	4" RD	14"	Bright	18	Dual Side (R)	140383
Raptor 6.2L V8 AT/MT 2+4WD EC CC SB (67.0") STB (78")	11-14	Long Tube Header		1.75"	2.75"						17286*
3.5L V6 Ecoboost AT RWD 4DR EC STB (78.8") CC SB (67.0") WB 145"	17-18	Mid-Section	S-Type	2.75"	3"						60637
3.5L V6 Ecoboost AT RWD 4DR EC STB (78.8") CC SB (67.0") WB 145"	17-18	Mid-Section	ATAK®	2.75"	3"						60638
3.5L V6 Ecoboost AT/MT RWD 4DR EC STB (78.8") CC SB (67.0") WB 145"	17-18	Resonator		2.75"	2.75"						60650
3.5L V6 Ecoboost AT RWD 4DR EC STB (78.8") CC SB (67.0") WB 145"	17-18	Tailpipes		3"	3"	4" RD	10"	Bright	3	Split Rear	60640
3.5L V6 Ecoboost AT RWD 4DR EC STB (78.8") CC SB (67.0") WB 145"	17-18	Tailpipes		3"	3"	4" RD	10"	Crbn Fibr	49	Split Rear	60640CF
3.5L V6 Ecoboost AT RWD 4DR EC STB (78.8") CC SB (67.0") WB 145"	17-18	Tailpipes		3"	3"	4" RD	10"	Crbn Fibr Black	55	Split Rear	60640CFBA
F-150 Turbo Upgrade Kits (see page 12 for more information)											
Ford F150 3.5L V6 Ecoboost 2+4WD	11-12	Cat-Back™	S-Type	2.5"	2.25"	4" RD	12"	Bright	36	Single Split Rear	251004
Ford F150 3.5L V6 Ecoboost 2+4WD	11-12	Cat-Back™	S-Type	2.5"	2.25"	4" RD	12"	Bright	18	Dual Side (R)	251007
Ford F150 3.5L V6 Ecoboost 2+4WD	13-14	Cat-Back™	S-Type	2.5"	2.25"	4" RD	12"	Bright	36	Single Split Rear	251005
Ford F150 3.5L V6 Ecoboost 2+4WD	13-14	Cat-Back™	S-Type	2.5"	2.25"	4" RD	12"	Bright	18	Dual Side (R)	251008
Ford F150 3.5L V6 Ecoboost 2+4WD	15-16	Cat-Back™	S-Type	2.5"	2.25"	4" RD	12"	Bright	36	Single Split Rear	251006
Ford F150 3.5L V6 Ecoboost 2+4WD	15-16	Cat-Back™	S-Type	2.5"	2.25"	4" RD	12"	Bright	18	Dual Side (R)	251009
F-250/350											
5.4L V8/6.8L V10 SD 2+4WD RC EC CC SB LB	99-04	Cat-Back™	Touring	3"	3"	4" RD	13"	Bright	36	Single Rear (R)	140050
FIESTA											
ST 1.6L MT FWD 4DR Hatchback	14-17	Cat-Back™	S-Type	2.25"	2"	3.19" RD	4.75"	Bright	18	Dual Rear (R)	140525
FOCUS											
2.0L AT/MT FWD 4DR Sedan	12-17	Cat-Back™	S-Type	2.25"	2.25"	3" RD	4"	Bright	46	Dual Rear (R)	140454
2.0L AT/MT FWD 5DR Hatchback w/o sport package, w/o PZEV	12-17	Cat-Back™	Touring	2.25"	2.25"	3" RD	4"	Bright	46	Dual Rear (R)	140400
ST 2.0L MT FWD 5DR Hatchback	13-18	Cat-Back™	S-Type	2.5"	2.5"	4.5" RD	5.75"	Bright	18	Dual Center Rear	140504
RS 2.3L MT AWD 5DR Hatchback	16-18	Cat-Back™	S-Type	3"	2.25"	4" RD	8"	Bright	35	Single Split Rear	140702
RS 2.3L MT AWD 5DR Hatchback	16-18	Cat-Back™	S-Type	3"	2.25"	4" RD	8"	Black	49	Single Split Rear	140702BC
RS 2.3L MT AWD 5DR Hatchback	16-18	Cat-Back™	ATAK®	3"	2.25"	4" RD	8"	Bright	35	Single Split Rear	140730
RS 2.3L MT AWD 5DR Hatchback	16-18	Cat-Back™	ATAK®	3"	2.25"	4" RD	8"	Crbn Fibr BL	55	Single Split Rear	140730CFBA
RS 2.3L MT AWD 5DR Hatchback	16-18	Downpipe w/o Cat		3"	3"						60631*
RS 2.3L MT AWD 5DR Hatchback	16-18	Downpipe w/High Flow Cat		3"	3"						60646*
FUSION											
Sport 2.7L V6 AT AWD 4DR	17	Axle-Back	S-Type	2.25"	2.25"	3.5" RD	6"	Bright	47	Dual Split Rear	11942

SOUND LEVELS
FULL DETAILS PGS. 6-7

STOCK TOURING S-TYPE ATAK®

TIP STYLES
FOR EXHAUST SYSTEMS ON THESE TWO PAGES

Model/Group	Years	Product (Details on Pg. 55)	Sound Level	Pipe Diameters		Tip Opening Size & Shape ¹	Tip Length	Tip Finish ²	Tip Style	Tip Exit	Part #
				Primary(s)	Secondary(s)						
GT											
5.4L MT RWD	05-06	Cat-Back™	S-Type	3"	3"	4.25" RD	4"	Bright	19	Dual Center Rear	140310
5.4L MT RWD	05-06	Header/Collector Muffler		1.75"	3"	4.25" RD	4"	Bright	4	Dual Center Rear	12657*
5.4L MT RWD	05-06	Long Tube Header		1.75"	3"						17253*
5.4L MT RWD	05-06	Racing Pre-Mufflers		3"	3"						60507*
MUSTANG BOSS 302											
5.0L V8 AT/MT	12	Cat-Back™	S-Type	2.75"	2.75"	4.5" RD	10"	Bright	36	Single Split Rear	140370
5.0L V8 AT/MT	12	Cat-Back™	ATAK®	2.75"	2.75"	4.5" RD	10"	Bright	36	Single Split Rear	140372
5.0L V8 AT/MT	12	Axle-Back	Touring	2.75"	2.75"	4.5" RD	10"	Bright	36	Single Split Rear	11790
5.0L V8 AT/MT	12	Axle-Back	S-Type	2.75"	2.75"	4.5" RD	10"	Bright	36	Single Split Rear	11789
5.0L V8 AT/MT	12	Axle-Back	ATAK®	2.75"	2.75"	4.5" RD	10"	Bright	36	Single Split Rear	11791
5.0L V8 AT/MT	13	Cat-Back™	Touring	2.75"	2.75"	4.5" RD	10"	Bright	36	Single Split Rear	140514
5.0L V8 AT/MT	13	Cat-Back™	S-Type	2.75"	2.75"	4.5" RD	10"	Bright	36	Single Split Rear	140515
5.0L V8 AT/MT	13	Cat-Back™	S-Type	2.75"	2.75"	4.5" RD	10"	Black	49	Single Split Rear	140515BC
5.0L V8 AT/MT	13	Cat-Back™	ATAK®	2.75"	2.75"	4.5" RD	10"	Bright	36	Single Split Rear	140516
5.0L V8 AT/MT	13	Cat-Back™	ATAK®	2.75"	2.75"	4.5" RD	10"	Black	49	Single Split Rear	140516BC
5.0L V8 AT/MT	13	Axle-Back	Touring	2.75"	2.75"	4.5" RD	10"	Bright	36	Single Split Rear	11836
5.0L V8 AT/MT	13	Axle-Back	Touring	2.75"	2.75"	4.5" RD	10"	Black	49	Single Split Rear	11836BC
5.0L V8 AT/MT	13	Axle-Back	S-Type	2.75"	2.75"	4.5" RD	10"	Bright	36	Single Split Rear	11837
5.0L V8 AT/MT	13	Axle-Back	ATAK®	2.75"	2.75"	4.5" RD	10"	Bright	36	Single Split Rear	11838
5.0L V8 AT/MT	12	Long Tube Header		1.75"	2.75"						17263*
MUSTANG COBRA											
5.0L V8 AT/MT	94-95	Cat-Back™	S-Type	2.5"	2.5"	3.5" RD	7"	Bright	10	Single Split Rear	14445
4.6L/5.4L V8 MT (IRS)	99-04	Cat-Back™	S-Type	2.5"	2.5"	4" RD	12"	Bright	36	Single Split Rear	140052
4.6L/5.4L V8 MT (IRS)	99-04	Cat-Back™	ATAK®	2.5"	2.5"	4" RD	12"	Bright	36	Single Split Rear	140446
MUSTANG ECOBOOST											
2.3L Turbo AT/MT RWD (except conv)	15-17	Cat-Back™	Touring	2.25"	2.25"	4" RD	9.5"	Bright	36	Single Split Rear	140583
2.3L Turbo AT/MT RWD (except conv)	15-17	Cat-Back™	S-Type	2.25"	2.25"	4" RD	9.5"	Bright	36	Single Split Rear	140584
2.3L Turbo AT/MT RWD (except conv)	15-17	Cat-Back™	ATAK®	2.25"	2.25"	4" RD	9.5"	Bright	36	Single Split Rear	140585
2.3L Turbo AT/MT RWD (conv only)	15-16	Axle-Back	S-Type	2.25"	2.25"	4" RD	9"	Bright	36	Single Split Rear	11938
2.3L Turbo AT/MT RWD (conv only)	15-16	Axle-Back	ATAK®	2.25"	2.25"	4" RD	9"	Bright	36	Single Split Rear	11939
2.3L Turbo AT/MT RWD (except conv)	15-17	Axle-Back	S-Type	2.25"	2.25"	4" RD	9.5"	Bright	36	Single Split Rear	11889
2.3L Turbo AT/MT RWD (except conv)	15-17	Axle-Back	ATAK®	2.25"	2.25"	4" RD	9.5"	Bright	36	Single Split Rear	11890
2.3L Turbo AT/MT RWD	15-17	Front Muffler	Touring							Use with 11889 for Touring sound	60560
2.3L Turbo AT/MT RWD	15-17	Downpipe w/o Cat		3"	2.5"/2.25"						60559*
2.3L Turbo AT/MT RWD	15-16	Mid-Pipes		2.25"	2.25"					Use w/ 60560	60571
2.3L Turbo AT/MT RWD	15-17	Y-Pipe		2.25"	2.25"						60632
MUSTANG ECOBOOST Turbo Upgrade Kits (see page 12 for more information)											
2.3L Turbo AT/MT RWD	15-17			3"	3"						251010



TIP EXITS
ACTUAL PIPE CONTOURS VARY BY APPLICATION

SINGLE REAR (L) DUAL REAR (L) SINGLE REAR (R) DUAL REAR (R) SINGLE SPLIT REAR DUAL SPLIT REAR DUAL CENTER REAR QUAD CENTER SINGLE SIDE (L) DUAL SIDE (L) SINGLE SIDE (R) DUAL SIDE (R) SINGLE SPLIT SIDE

Borja
SOUND LIKE HEAVEN GO LIKE HELL™

EXHAUST SYSTEM APPLICATIONS

TIP & EXIT INFO — SEE IMAGES BELOW

Model/Group	Years	Product (Details on Pg. 55)	Sound Level	Pipe Diameters		Tip Opening Size & Shape ¹	Tip Length	Tip Finish ²	Tip Style	Tip Exit	Part #
				Primary(s)	Secondary(s)						
» FORD (cont.)											
MUSTANG GT											
351CID V8	1967-70	Header		1.65"	2.5"						17277
5.0L V8 AT/MT	87-93	Cat-Back™	S-Type	2.25"	2"	2.25" RD		Bright	33	Single Split Rear	14139
5.0L V8 AT/MT	94-95	Cat-Back™	S-Type	2.5"	2.5"	3.5" RD		Bright	10	Single Split Rear	14445
4.6L V8 AT/MT	99-04	Cat-Back™	Touring	2.5"	2.5"	4" RD	7"	Bright	36	Single Split Rear	14834
4.6L V8 AT/MT	99-04	Cat-Back™	S-Type	2.5"	2.5"	4" RD	12"	Bright	36	Single Split Rear	140067
4.6L V8 AT/MT	99-04	Cat-Back™	ATAK®	2.5"	2.5"	4" RD	12"	Bright	36	Single Split Rear	140458
4.6L V8 AT/MT	05-09	Cat-Back™	S-Type	2.5"	2.5"	4" RD	12"	Bright	36	Single Split Rear	140135
4.6L V8 AT/MT	05-09	Cat-Back™	ATAK®	2.5"	2.5"	4" RD	12"	Bright	36	Single Split Rear	140382
4.6L V8 AT/MT	05-09	Cat-Back™ w/X-Pipe	S-Type	3"	3"	4" RD	12"	Bright	36	Single Split Rear	140266
4.6L V8 AT/MT	05-09	Axle-Back	Touring	2.5"	2.5"	4" RD	12"	Bright	36	Single Split Rear	11752
4.6L V8 AT/MT	05-09	Axle-Back	S-Type	2.5"	2.5"	4" RD	12"	Bright	36	Single Split Rear	11750
4.6L V8 AT/MT	05-09	Axle-Back	ATAK®	2.5"	2.5"	4" RD	12"	Bright	36	Single Split Rear	11806
4.6L V8 AT/MT	10	Cat-Back™	S-Type	2.5"	2.5"	4" RD	12"	Bright	36	Single Split Rear	140318
4.6L V8 AT/MT	10	Cat-Back™	ATAK®	2.5"	2.5"	4" RD	12"	Bright	36	Single Split Rear	140329
4.6L V8 AT/MT	10	Axle-Back	S-Type	2.5"	2.5"	4" RD	12"	Bright	36	Single Split Rear	11777
4.6L V8 AT/MT	05-10	Long Tube Header w/X-Pipe		1.75"	2.5"						17237*
4.6L V8 AT/MT	05-10	X-Pipe 2.5" (Note: Use with Cat-Back™ does not fit 17242)									60092
4.6L V8 AT/MT	08-10	X-Pipe									60510
5.0L V8 AT/MT	11-12	Cat-Back™	S-Type	3"	3"	4.5" RD	10"	Bright	36	Single Split Rear	140389
5.0L V8 AT/MT	11-12	Cat-Back™	S-Type	3"	3"	4.5" RD	10"	Black	49	Single Split Rear	140389BC
5.0L V8 AT/MT	11-12	Cat-Back™	S-Type	2.75"	2.75"	4.5" RD	10"	Bright	36	Single Split Rear	140370
5.0L V8 AT/MT	11-12	Cat-Back™	S-Type	2.75"	2.75"	4.5" RD	10"	Black	49	Single Split Rear	140370BC
5.0L V8 AT/MT	11-12	Cat-Back™	ATAK®	2.75"	2.75"	4.5" RD	10"	Bright	36	Single Split Rear	140372
5.0L V8 AT/MT	11-12	Cat-Back™	ATAK®	2.75"	2.75"	4.5" RD	10"	Black	49	Single Split Rear	140372BC
5.0L V8 AT/MT	11-12	Axle-Back	S-Type	2.75"	2.75"	4.5" RD	10"	Bright	36	Single Split Rear	11789
5.0L V8 AT/MT	11-12	Axle-Back	S-Type	2.75"	2.75"	4.5" RD	10"	Black	49	Single Split Rear	11789BC
5.0L V8 AT/MT	11-12	Axle-Back	ATAK®	2.75"	2.75"	4.5" RD	10"	Bright	36	Single Split Rear	11791
5.0L V8 AT/MT	11-12	Axle-Back	ATAK®	2.75"	2.75"	4.5" RD	10"	Black	49	Single Split Rear	11791BC
5.0L V8 AT/MT	13-14	Cat-Back™	S-Type	2.75"	2.75"	4.5" RD	10"	Bright	36	Single Split Rear	140515
5.0L V8 AT/MT	13-14	Cat-Back™	S-Type	2.75"	2.75"	4.5" RD	10"	Black	49	Single Split Rear	140515BC
5.0L V8 AT/MT	13-14	Cat-Back™	ATAK®	2.75"	2.75"	4.5" RD	10"	Bright	36	Single Split Rear	140516
5.0L V8 AT/MT	13-14	Cat-Back™	ATAK®	2.75"	2.75"	4.5" RD	10"	Black	49	Single Split Rear	140516BC
5.0L V8 AT/MT	13-14	Axle-Back	Touring	2.75"	2.75"	4.5" RD	10"	Bright	36	Single Split Rear	11836
5.0L V8 AT/MT	13-14	Axle-Back	Touring	2.75"	2.75"	4.5" RD	10"	Black	49	Single Split Rear	11836BC
5.0L V8 AT/MT	13-14	Axle-Back	S-Type	2.75"	2.75"	4.5" RD	10"	Bright	36	Single Split Rear	11837
5.0L V8 AT/MT	13-14	Axle-Back	S-Type	2.75"	2.75"	4.5" RD	10"	Black	49	Single Split Rear	11837BC
5.0L V8 AT/MT	13-14	Axle-Back	ATAK®	2.75"	2.75"	4.5" RD	10"	Bright	36	Single Split Rear	11838
5.0L V8 AT/MT	13-14	Axle-Back	ATAK®	2.75"	2.75"	4.5" RD	10"	Black	49	Single Split Rear	11838BC
5.0L V8 AT/MT	11-14	Long Tube Header		1.75"	2.75"						17263*
5.0L V8 AT/MT	11-14	X-Pipe		2.75"	2.75"						60513
5.0L V8 AT/MT	11-14	Over Axle Pipe		2.75"	2.75"						60521

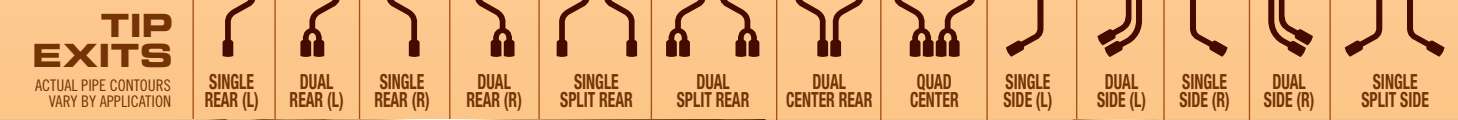


TIP STYLES
FOR EXHAUST SYSTEMS ON THESE TWO PAGES



TIP & EXIT INFO — SEE IMAGES BELOW

Model/Group	Years	Product (Details on Pg. 55)	Sound Level	Pipe Diameters		Tip Opening Size & Shape ¹	Tip Length	Tip Finish ²	Tip Style	Tip Exit	Part #
				Primary(s)	Secondary(s)						
5.0L V8 AT/MT	15-17	Cat-Back™	Touring	2.5"	2.5"	4" RD	9.5"	Bright	36	Single Split Rear	140589
5.0L V8 AT/MT	15-17	Cat-Back™	Touring	2.5"	2.5"	4" RD	9.5"	Black	49	Single Split Rear	140589BC
5.0L V8 AT/MT	15-17	Cat-Back™	S-Type	2.5"	2.5"	4" RD	9.5"	Bright	36	Single Split Rear	140590
5.0L V8 AT/MT	15-17	Cat-Back™	S-Type	2.5"	2.5"	4" RD	9.5"	Black	49	Single Split Rear	140590BC
5.0L V8 AT/MT	15-17	Cat-Back™	ATAK®	2.5"	2.5"	4" RD	9.5"	Bright	36	Single Split Rear	140591
5.0L V8 AT/MT	15-17	Cat-Back™	ATAK®	2.5"	2.5"	4" RD	9.5"	Black	49	Single Split Rear	140591BC
5.0L V8 AT/MT (except conv.)	15-17	Cat-Back™	S-Type	3"	3"	4" RD	9.5"	Bright	36	Single Split Rear	140629
5.0L V8 AT/MT (except conv.)	15-17	Cat-Back™	S-Type	3"	3"	4" RD	9.5"	Black	49	Single Split Rear	140629BC
5.0L V8 AT/MT (except conv.)	15-17	Cat-Back™	ATAK®	3"	3"	4" RD	9.5"	Bright	36	Single Split Rear	140630
5.0L V8 AT/MT	15-17	Axle-Back	S-Type	2.5"	2.5"	4" RD	9.5"	Bright	36	Single Split Rear	11887
5.0L V8 AT/MT	15-17	Axle-Back	S-Type	2.5"	2.5"	4" RD	9.5"	Black	49	Single Split Rear	11887BC
5.0L V8 AT/MT	15-17	Axle-Back	ATAK®	2.5"	2.5"	4" RD	9.5"	Bright	36	Single Split Rear	11895
5.0L V8 AT/MT	15-17	Axle-Back	ATAK®	2.5"	2.5"	4" RD	9.5"	Black	49	Single Split Rear	11895BC
5.0L V8 AT/MT	15-17	Front Muffler	Touring								60561
5.0L V8 AT/MT -Left hand drive vehicle only	15-17	Long Tube Header		1.75"	2.75"						17290*
5.0L V8 AT/MT	15-17	Header Adapter (Adapts headers 17290 to 2.5" Cat-Backs)									60566
MUSTANG SHELBY GT350											
5.2L V8 AT/MT	16-18	Cat-Back™	S-Type	2.75"	2.5"					USES FACTORY STOCK EXIT	Single Split Rear 140684



EXHAUST SYSTEM APPLICATIONS

TIP & EXIT INFO — SEE IMAGES BELOW

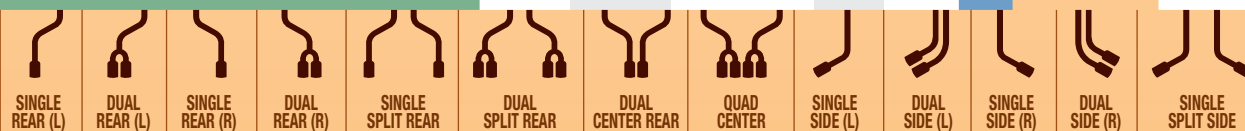
Model/Group	Years	Product (Details on Pg. 55)	Sound Level	Pipe Diameters		Tip Opening Size & Shape ¹	Tip Length	Tip Finish ²	Tip Style	Tip Exit	Part #
				Primary(s)	Secondary(s)						
» FORD (cont.)											
MUSTANG SHELBY GT500											
428CID V8	1967	Manifold-Back w/X-Pipe	S-Type	2.5"	2.5"	3" RD	6"	Bright	3	Single Split Rear	100408
4.6L/5.4L V8 AT/MT	05-09	Cat-Back™	S-Type	2.5"	2.5"	4" RD	12"	Bright	36	Single Split Rear	140135
4.6L/5.4L SC V8 AT/MT	05-09	Cat-Back™ w/X-Pipe	S-Type	3"	3"	4" RD	12"	Bright	36	Single Split Rear	140266
5.4L SC V8 MT	07-09	Cat-Back™ w/XR-1	S-Type	2.5"	2.5"	4" RD	12"	Bright	36	Single Split Rear	140210
5.4L SC V8 MT	07-09	Cat-Back™	ATAK®	2.5"	2.5"	4" RD	12"	Bright	36	Single Split Rear	140480
5.4L SC V8 MT	10	Axle-Back	S-Type	2.5"	2.5"	4" RD	12"	Bright	36	Single Split Rear	11784
5.4L SC V8 MT	11-12	Cat-Back™	S-Type	3"	3"	4.5" RD	10"	Bright	36	Single Split Rear	140389
5.4L SC V8 MT	11-12	Cat-Back™	ATAK®	2.75"	2.75"	4.5" RD	10"	Bright	36	Single Split Rear	140412
5.4L SC V8 MT	11-12	Axle-Back	S-Type	2.75"	2.75"	4.5" RD	10"	Bright	36	Single Split Rear	11798
5.4L SC V8 MT	11-12	Axle-Back	ATAK®	2.75"	2.75"	4.5" RD	10"	Bright	36	Single Split Rear	11799
5.4L SC V8 MT	11-12	X-pipe		2.75"	2.75"					60513	
5.4L/5.8L SC V8 MT	11-14	Over Axle Pipe		2.75"	2.75"					60521	
5.8L SC V8 MT	13-14	Cat-Back™	S-Type	2.75"	2.75"	4" RD	6.25"	Bright	18	Dual Split Rear	140500
5.8L SC V8 MT	13-14	Cat-Back™	ATAK®	2.75"	2.75"	4" RD	6.25"	Bright	18	Dual Split Rear	140501
5.8L SC V8 MT	13-14	Axle-Back	S-Type	2.75"	2.75"	4" RD	6.25"	Bright	18	Dual Split Rear	11830
5.8L SC V8 MT	13-14	Axle-Back	ATAK®	2.75"	2.75"	4" RD	6.25"	Bright	18	Dual Split Rear	11831
5.8L SC V8 MT	13-14	X-Pipe								60540	
MUSTANG V6											
4.0L V6 AT/MT	05-09	Cat-Back™ w/X-Pipe	S-Type	2.5"	2.5"	4" RD	12"	Bright	36	Single Split Rear	140176
4.0L V6 AT/MT	05-09	Axle-Back	S-Type	2.5"	2.5"	4" RD	12"	Bright	36	Single Rear (R)	11751
3.7L V6 AT/MT	11-14	Cat-Back™	S-Type	2.25"	2.25"	4.5" RD	10"	Bright	36	Single Split Rear	140375
3.7L V6 AT/MT	11-14	Cat-Back™	ATAK®	2.25"	2.25"	4.5" RD	10"	Bright	36	Single Split Rear	140398
3.7L V6 AT/MT	11-14	Axle-Back	Touring	2.25"	2.25"	4.5" RD	10"	Bright	36	Single Split Rear	11793
3.7L V6 AT/MT	11-14	Axle-Back	Touring	2.25"	2.25"	4.5" RD	10"	Black	49	Single Split Rear	11793BC
3.7L V6 AT/MT	11-14	Axle-Back	S-Type	2.25"	2.25"	4.5" RD	10"	Bright	36	Single Split Rear	11796
3.7L V6 AT/MT	11-14	Axle-Back	ATAK®	2.25"	2.25"	4.5" RD	10"	Bright	36	Single Split Rear	11792
3.7L V6 AT/MT	11-14	Long Tube Header		1.75"	2.25"					17272*	
3.7L V6 AT/MT	11-14	X-Pipe		2.25"	2.25"					60517	
3.7L V6 AT/MT	15-17	Cat-Back™	Touring	2.25"	2.25"	4" RD	9.5"	Bright	36	Single Split Rear	140586
3.7L V6 AT/MT	15-17	Cat-Back™	S-Type	2.25"	2.25"	4" RD	9.5"	Bright	36	Single Split Rear	140587
3.7L V6 AT/MT	15-17	Cat-Back™	ATAK®	2.25"	2.25"	4" RD	9.5"	Bright	36	Single Split Rear	140588
3.7L V6 AT/MT	15-17	Axle-Back	S-Type	2.25"	2.25"	4" RD	9.5"	Bright	36	Single Split Rear	11889
3.7L V6 AT/MT	15-17	Axle-Back	ATAK®	2.25"	2.25"	4" RD	9.5"	Bright	36	Single Split Rear	11890
3.7L V6 AT/MT	15-17	Resonator	Touring	2.25"	2.25"	Add to 11889 or 11890 to lower sound				60568	
3.7L V6 AT/MT	15-17	Mid-Pipes		2.25"	2.25"	Use w/ 60568				60571	
RANGER											
3.2L Diesel Inline-5 AT 2+4WD 2DR CC SB	18	Cat-Back™	S-Type	2.5"	2.5"	4" RD	9.5"	Bright	35	Single Split Rear	140728
THUNDERBIRD											
3.9L V8 AT RWD 2DR	02	Cat-Back™	Touring	2.25"	2.25"	4" RD	8.25"	Bright	35	Single Split Rear	140008
3.9L V8 AT RWD 2DR	03	Cat-Back™	Touring	2.25"	2"	4" RD	8.25"	Bright	35	Single Split Rear	140081

SOUND LEVELS
FULL DETAILS PGS. 6-7



TIP EXITS

ACTUAL PIPE CONTOURS VARY BY APPLICATION



Model/Group	Years	Product (Details on Pg. 55)	Sound Level	Pipe Diameters		Tip Opening Size & Shape ¹	Tip Length	Tip Finish ²	Tip Style	Tip Exit	Part #
				Primary(s)	Secondary(s)						
» GMC											
CANYON											
3.6L V6 AT 2+4WD CC SB EC LB 128" WB	15-18	Cat-Back™	S-Type	2.75"	2.75"	4" RD	12"	Bright	36	Single Rear (R)	140645
3.6L V6 AT 2+4WD CC LB 140.5" WB	15-18	Extension Pipe		2.75"	2.75"						60570
SIERRA 1500											
4.8L/5.3L V8 AT/MT 2+4WD EC SB (inc Z-71) inc. Classic	99-07	Cat-Back™	Touring	3"	2.25"	4" RD	14"	Bright	36	Single Split Rear	14824
4.8L/5.3L V8 AT/MT 2+4WD RC SB inc. Classic	99-07	Cat-Back™	Touring	3"	2.25"	4" RD	12"	Bright	36	Single Split Side	14940
4.3L V6/4.8L/5.3L V8 AT/MT 2+4WD EC SB inc. Classic	99-07	Cat-Back™	Touring	3"	3"	4" RD	14"	Bright	36	Single Side (R)	140014
4.8L/5.3L/6.0L V8 AT/MT 2+4WD 4DR EC STB(78.7") CC SB (69.3")	07-08	Cat-Back™	Touring	2.75"	2.25"	4" RD	12"	Bright	36	Single Split Rear	140231
4.8L/5.3L/6.0L V8 AT/MT 2+4WD EC STB (78.7") CC SB (69.3")	07-08	Cat-Back™	Touring	2.75"	2.75"	4" RD	14"	Bright	36	Single Side (R)	140230
4.8L/5.3L/6.0L V8 AT/MT 2+4WD EC STB (78.7") CC SB (69.3")	07-08	Cat-Back™	Touring	2.75"	2.25"	4" RD	12"	Bright	36	Single Split Side	140232
4.8L/5.3L/6.0L V8 AT/MT 2+4WD 4DR EC STB(78.7") CC SB (69.3")	09-13	Cat-Back™	Touring	2.75"	2.25"	4" RD	14"	Bright	36	Single Split Rear	140340
4.8L/5.3L/6.0L V8 AT/MT 2+4WD 4DR EC STB(78.7") CC SB (69.3")	09-13	Cat-Back™	Touring	2.75"	2.25"	4" RD	14"	Bright	36	Single Split Side	140341
4.8L/5.3L/6.0L V8 AT/MT 2+4WD 4DR EC STB(78.7") CC SB (69.3")	09-13	Cat-Back™	Touring	2.75"	2.75"	4" RD	13"	Bright	36	Single Side (R)	140343
4.8L/5.3L/6.0L V8 AT/MT 2+4WD 4DR EC STB (78.7") CC SB (69.3")	09-13	Cat-Back™	S-Type	2.75"	2.25"	4" RD	14"	Bright	36	Single Split Rear	140429
4.8L/5.3L/6.0L V8 AT/MT 2+4WD 2DR RC STB(78.7")	09-13	Cat-Back™	Touring	2.75"	2.25"	4" RD	14"	Bright	36	Single Split Side	140342
4.8L/5.3L/6.0L V8 AT/MT 2+4WD 2DR RC STB(78.7")	09-13	Cat-Back™	Touring	2.75"	2.25"	4" RD	14"	Bright	36	Single Split Rear	140344
6.2L V8 AT 2+4WD 2+4DR EC STB (78.7") CC SB (69.3")	11-13	Cat-Back™	Touring	3.5"	2.25"	4" RD	14"	Bright	36	Single Split Rear	140420
6.2L V8 AT 2+4WD 2+4DR EC STB (78.7") CC SB (69.3")	11-13	Cat-Back™	S-Type	3.5"	2.25"	4" RD	14"	Bright	36	Single Split Rear	140437
5.3L V8 AT/MT 2+4WD 4DR EC STB (78.7") CC SB (69.3") WB 143.5"	14-18	Cat-Back™	Touring	2.75"	2.25"	4" RD	14"	Bright	36	Single Split Rear	140535
5.3L V8 AT/MT 2+4WD 4DR EC STB (78.7") CC SB (69.3") WB 143.5"	14-18	Cat-Back™	Touring	2.75"	2.25"	4" RD	14"	Black	49	Single Split Rear	140535BC
5.3L V8 AT/MT 2+4WD 4DR EC STB (78.7") CC SB (69.3") WB 143.5"	14-18	Cat-Back™	S-Type	2.75"	2.25"	4" RD	14"	Bright	36	Single Split Rear	140536
5.3L V8 AT/MT 2+4WD 4DR EC STB (78.7") CC SB (69.3") WB 143.5"	14-18	Cat-Back™	S-Type	2.75"	2.25"	4" RD	14"	Black	49	Single Split Rear	140536BC
5.3L V8 AT/MT 2+4WD 4DR EC STB (78.7") CC SB (69.3") WB 143.5"	14-18	Cat-Back™	ATAK®	2.75"	2.25"	4" RD	14"	Bright	36	Single Split Rear	140537
5.3L V8 AT/MT 2+4WD 4DR EC STB (78.7") CC SB (69.3") WB 143.5"	14-18	Cat-Back™	ATAK®	2.75"	2.25"	4" RD	14"	Black	49	Single Split Rear	140537BC

EXHAUST SYSTEM APPLICATIONS

TIP & EXIT INFO — SEE IMAGES BELOW

Model/Group	Years	Product (Details on Pg. 55)	Sound Level	Pipe Diameters		Tip Opening Size & Shape ¹	Tip Length	Tip Finish ²	Tip Style	Tip Exit	Part #
				Primary(s)	Secondary(s)						
» GMC (cont.)											
SIERRA 1500 (cont.)											
5.3L V8 AT/MT 2+4WD 4DR EC STB (78.7") CC SB (69.3") WB 143.5"	14-18	Cat-Back™	Touring	2.75"	2.25"	4" RD	14"	Bright	36	Single Split Side	140544
5.3L V8 AT/MT 2+4WD 4DR EC STB (78.7") CC SB (69.3") WB 143.5"	14-18	Cat-Back™	S-Type	2.75"	2.25"	4" RD	14"	Bright	36	Single Split Side	140545
5.3L V8 AT/MT 2+4WD 4DR EC STB (78.7") CC SB (69.3") WB 143.5"	14-18	Cat-Back™	ATAK®	2.75"	2.25"	4" RD	14"	Bright	36	Single Split Side	140546
5.3L V8 AT/MT 2+4WD 4DR EC STB (78.7") CC SB (69.3") WB 143.5"	14-18	Cat-Back™	ATAK®	2.75"	2.25"	4" RD	14"	Black	49	Single Split Side	140546BC
5.3L V8 AT/MT 2+4WD 4DR EC STB (78.7") CC SB (69.3") WB 143.5"	14-18	Cat-Back™	S-Type	2.75"	2.25"	4" RD	14"	Bright	18	Dual Side (R)	140550
5.3L V8 AT/MT 2+4WD 4DR EC STB (78.7") CC SB (69.3") WB 143.5"	14-18	Cat-Back™	S-Type	2.75"	2.25"	4" RD	14"	Black	50	Dual Side (R)	140550BC
5.3L V8 AT/MT 2+4WD 4DR CC STB (78.7") WB 153"	14-18	Cat-Back™	Touring	2.75"	2.25"	4" RD	14"	Bright	36	Single Split Rear	140538
5.3L V8 AT/MT 2+4WD 4DR CC STB (78.7") WB 153"	14-18	Cat-Back™	Touring	2.75"	2.25"	4" RD	14"	Black	49	Single Split Rear	140538BC
5.3L V8 AT/MT 2+4WD 4DR CC STB (78.7") WB 153"	14-18	Cat-Back™	S-Type	2.75"	2.25"	4" RD	14"	Bright	36	Single Split Rear	140539
5.3L V8 AT/MT 2+4WD 4DR CC STB (78.7") WB 153"	14-18	Cat-Back™	ATAK®	2.75"	2.25"	4" RD	14"	Bright	36	Single Split Rear	140540
5.3L V8 AT/MT 2+4WD 4DR CC STB (78.7") WB 153"	14-18	Cat-Back™	Touring	2.75"	2.25"	4" RD	14"	Bright	36	Single Split Side	140547
5.3L V8 AT/MT 2+4WD 4DR CC STB (78.7") WB 153"	14-18	Cat-Back™	S-Type	2.75"	2.25"	4" RD	14"	Bright	36	Single Split Side	140548
5.3L V8 AT/MT 2+4WD 4DR CC STB (78.7") WB 153"	14-18	Cat-Back™	ATAK®	2.75"	2.25"	4" RD	14"	Bright	36	Single Split Side	140549
5.3L V8 AT/MT 2+4WD 4DR CC STB (78.7") WB 153"	14-18	Cat-Back™	S-Type	2.75"	2.25"	4" RD	14"	Bright	18	Dual Side (R)	140551
5.3L V8 AT/MT 2+4WD 4DR CC STB (78.7") WB 153"	14-18	Cat-Back™	S-Type	2.75"	2.25"	4" RD	14"	Black	50	Dual Side (R)	140551BC
5.3L V8 AT/MT 2+4WD 4DR RC STB (78.7") WB 119"	14-18	Cat-Back™	S-Type	2.75"	2.25"	4" RD	14"	Bright	36	Single Split Rear	140717
5.3L V8 AT/MT 2+4WD 4DR RC STB (78.7") WB 119"	14-18	Cat-Back™	ATAK®	2.75"	2.25"	4" RD	14"	Bright	36	Single Split Rear	140718
5.3L V8 AT/MT 2+4WD 4DR RC STB (78.7") WB 119"	14-18	Cat-Back™	S-Type	2.75"	2.25"	4" RD	14"	Bright	36	Single Split Side	140719
5.3L V8 AT/MT 2+4WD 4DR RC STB (78.7") WB 119"	14-18	Cat-Back™	ATAK®	2.75"	2.25"	4" RD	14"	Bright	36	Single Split Side	140720
6.2L V8 AT/MT 2+4WD 4DR EC STB (78.7") CC SB (69.3") WB 143.5"	14-18	Cat-Back™	Touring	3.5"	2.25"	4" RD	14"	Bright	36	Single Split Rear	140570
6.2L V8 AT/MT 2+4WD 4DR EC STB (78.7") CC SB (69.3") WB 143.5"	14-18	Cat-Back™	S-Type	3.5"	2.25"	4" RD	14"	Bright	36	Single Split Rear	140571
6.2L V8 AT/MT 2+4WD 4DR EC STB (78.7") CC SB (69.3") WB 143.5"	14-18	Cat-Back™	ATAK®	3.5"	2.25"	4" RD	14"	Bright	36	Single Split Rear	140572
6.2L V8 AT/MT 2+4WD 4DR EC STB (78.7") CC SB (69.3") WB 143.5"	14-18	Cat-Back™	S-Type	3.5"	2.25"	4" RD	14"	Bright	18	Dual Side (R)	140576
6.2L V8 AT/MT 2+4WD 4DR EC STB (78.7") CC SB (69.3") WB 143.5"	14-18	Cat-Back™	S-Type	3.5"	2.25"	4" RD	14"	Black	50	Dual Side (R)	140576BC
6.2L V8 AT/MT 2+4WD 4DR EC STB (78.7") CC SB (69.3") WB 143.5"	14-18	Cat-Back™	ATAK®	3.5"	2.25"	4" RD	14"	Bright	18	Dual Side (R)	140577

SOUND LEVELS
FULL DETAILS PGS. 6-7



EXHAUST SYSTEM APPLICATIONS


TIP & EXIT INFO — SEE IMAGES BELOW

Model/Group	Years	Product (Details on Pg. 55)	Sound Level	Pipe Diameters		Tip Opening Size & Shape ¹	Tip Length	Tip Finish ²	Tip Style	Tip Exit	Part #
				Primary(s)	Secondary(s)						
» HUMMER											
H2SUV/SUT											
6.0L V8 AT AWD 4DR	03-06	Cat-Back™	Touring	2.5"	2"	4.25" x 3.5" OV	12"	Bright	40	Single Split Rear	140037
6.0/6.2L V8 AT AWD 4DR	07-08	Cat-Back™	Touring	3"	2.25"	4.25" x 3.5" OV	12"	Bright	39	Single Split Rear	140258
H3											
3.5L/3.7L 5CYL AT/MT AWD 4DR	06-10	Cat-Back™	Touring	2.5"	2.25"	4" RD	12"	Bright	36	Single Split Rear	140166
» HYUNDAI											
GENESIS											
4.6L V8 AT RWD 4DR Sedan	09-12	Cat-Back™	S-Type	2.25"	2.25"	3.19" RD	5"	Bright	18	Dual Split Rear	140377
2.0L Turbo AT/MT RWD 2DR Coupe	10-14	Cat-Back™	S-Type	2.5"	2.25"	3.5" RD	6.63"	Bright	19	Dual Split Rear	140350
3.8L V6 AT/MT RWD 2DR Coupe	10-16	Cat-Back™	S-Type	2.25"	2.25"	3.5" RD	6.63"	Bright	19	Dual Split Rear	140345
SONATA SE											
2.0L Turbo AT FWD 4DR	11-13	Cat-Back™	S-Type	2.5"	2"	3.14" RD	4.64"	Bright	18	Dual Split Rear	140464
TIBURON											
GT 2.7L V6 AT/MT FWD 2DR	03-06	Cat-Back™	S-Type	2.25"	2"	4" RD	8"	Bright	35	Single Split	140064
VELOSTER											
1.6L Turbo AT/MT FWD 2DR	13-17	Cat-Back™	S-Type	2.5"	2.25"	USES FACTORY STOCK EXIT				Dual Center Rear	140506
1.6L AT/MT FWD 2DR	12-18	Axle-Back	S-Type	2.25"	2.25"	USES FACTORY STOCK EXIT				Dual Center Rear	11821
» INFINITI											
G35											
3.5L V6 AT/MT RWD 4DR Sedan	03-06	Cat-Back™	S-Type	2.25"	2.25"	3.19" RD	5"	Bright	18	Dual Rear (L)	140093
3.5L V6 AT/MT RWD 2DR Coupe	03-07	Cat-Back™	S-Type	2.25"	2.25"	4.5" RD	7"	Bright	37	Single Split Rear	140057
3.5L V6 AT/MT RWD 2DR Coupe	03-07	Header									17221*
G37											
3.7L AT/MT RWD 2DR	08-13	Cat-Back™	S-Type	2.25"	2.25"	4.5" RD	7"	Bright	37	Single Split Rear	140260
G37X											
3.7L AT/MT AWD 2DR	10-13	Cat-Back™	Touring	2.25"	2.25"	4.5" RD	7"	Bright	37	Single Split Rear	140510
FX50											
5.0L V8 AT 4+4AWD 4DR	09-12	Cat-Back™	S-Type	2.25"	2.25"	4.5" RD	7.75"	Bright	8	Single Split Rear	140339
Q60											
3.7L AT/MT AWD 2DR	14-15	Cat-Back™	Touring	2.25"	2.25"	4.5" RD	7"	Bright	37	Single Split Rear	140510
Q60S											
3.0LTT AT AWD 2DR	17-18	Cat-Back™	S-Type	2.5"	2.5"	4.5" RD	7.75"	Bright	37	Single Split Rear	140703
QX56											
5.6L V8 AT RWD/AWD 4DR	11-13	Cat-Back™	S-Type	2.25"	2.25"	4" RD	11.25"	Bright	36	Single Split Side	140478
QX80											
5.6L V8 AT RWD/AWD 4DR	14-16	Cat-Back™	S-Type	2.25"	2.25"	4" RD	11.25"	Bright	36	Single Split Side	140478

SOUND LEVELS
FULL DETAILS PGS. 6-7



TIP STYLES
FOR EXHAUST SYSTEMS ON THESE TWO PAGES

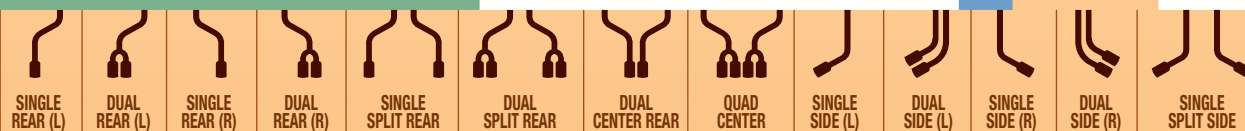


TIP & EXIT INFO — SEE IMAGES BELOW

Model/Group	Years	Product (Details on Pg. 55)	Sound Level	Pipe Diameters		Tip Opening Size & Shape ¹	Tip Length	Tip Finish ²	Tip Style	Tip Exit	Part #
				Primary(s)	Secondary(s)						
» JEEP											
CJ7											
4.2L 6CYL AT/MT 4WD 2DR	81-86	Cat-Back™	Touring	2"	2"	2.5" RD	6.5"	Bright	10	Single Rear (R)	14572
4.2L 6CYL w/o Air Tubes MT 4WD 2DR	81-86	Header									17053
CHEROKEE											
4.0L 6CYL AT/MT 2+4WD 2+4DR	87-92	Cat-Back™	Touring	2.25"	2"	3.38" x 3" SQ	6.75"	Bright	13	Single Rear (R)	14200
4.0L 6CYL AT/MT 2+4WD 2+4DR	93-96	Cat-Back™	Touring	2.25"	2"	3.38" x 3" SQ	6.75"	Bright	13	Single Rear (R)	14453
4.0L 6CYL AT/MT 2+4WD 2+4DR	97-01	Cat-Back™	Touring	2.25"	2"	3.38" x 3" SQ	6.75"	Bright	13	Single Rear (R)	140071
4.0L 6CYL AT/MT 2+4WD 2+4DR	93-97	Header		1.5"	2.25"						17039
GRAND CHEROKEE											
4.0L 6CYL/4.7L V8 AT 4WD 4DR	99-04	Cat-Back™	Touring	2.25"	2.25"	4" RD	14"	Bright	36	Single Rear (R)	14836
5.7L V8 AT 2+4WD 4DR	05-10	Cat-Back™	Touring	3"	2.5"	4" RD	14"	Bright	36	Single Rear (R)	140158
5.7L V8 AT 2+4WD 4DR (factory skid plate ok)	11-17	Cat-Back™	Touring	2.5"	2.5"	4" RD	14"	Bright	35	Single Split Rear	140406
SRT-8 6.1L V8 AT AWD 4DR w/o Hitch	06-10	Cat-Back™	S-Type	2.75"	2.75"	5" RD	16"	Bright	18	Dual Center Rear	140245
SRT 6.4L V8 AT AWD 4DR	15-18	Cat-Back™	S-Type	2.75"	2.75"	5" RD	7.25"	Bright	3	Single Split Rear	140632
SRT-8 6.4L V8 AT AWD 4DR	15-18	Cat-Back™	ATAK®	2.75"	2.75"	5" RD	7.25"	Bright	3	Single Split Rear	140633
SRT-8 6.4L V8 AT AWD 4DR	12-14	Axle-Back	S-Type	2.75"	2.75"	5" RD	8.63"	Bright	3	Single Split Rear	11826
SRT-8 6.4L V8 AT AWD 4DR	12-14	Axle-Back	ATAK®	2.75"	2.75"	5" RD	8.63"	Bright	3	Single Split Rear	11827
SRT-8 6.4L V8 AT AWD 4DR	15-16	Front Muffler	S-Type								60634
SRT-8 6.4L V8 AT AWD 4DR	15-16	Front Muffler	ATAK®								60635



TIP EXITS
ACTUAL PIPE CONTOURS VARY BY APPLICATION



EXHAUST SYSTEM APPLICATIONS

Model/Group	Years	Product (Details on Pg. 55)	Sound Level	Pipe Diameters		TIP & EXIT INFO — SEE IMAGES BELOW					Part #
				Primary(s)	Secondary(s)	Tip Opening Size & Shape ¹	Tip Length	Tip Finish ²	Tip Style	Tip Exit	
» JEEP (cont.)											
WRANGLER											
4.2L 6CYL AT/MT 4WD 2DR	88-90	Cat-Back™	Touring	2.25"	2"	2.75" x 2.5" SQ	6.5"	Bright	15	Single Rear (R)	14352
4.2L 6CYL MT 4WD 2DR	88-90	Header		1.5"	2.25"						17062
4.2L 6CYL AT/MT 4WD 2DR	91-95	Cat-Back™	Touring	2.25"	2"	2.75" x 2.5" SQ	6.5"	Bright	13	Single Rear (R)	14364
4.0L 6CYL MT 4WD 2DR	91-92	Header		1.5"	2.25"						17019
4.0L 6CYL MT 4WD 2DR	93-95	Header		1.5"	2.25"						17034
2.5L4CYL/4.0L 6CYL AT/MT 2+4WD 2DR w/o hitch	97-99	Cat-Back™	Touring	2.25"	2.25"	3.38" x 3" SQ	6.5"	Bright	14	Single Rear (R)	14728
4.0L 6CYL AT/MT 4WD 2DR	97	Header		1.5"	2.25"						17081
4.0L 6CYL AT/MT 4WD 2DR	98-99	Long Tube Header		1.5"	2.25"						17236*
2.5L4CYL/4.0L 6CYL (inc. Rubicon AT/MT 4WD 2DR with or w/o hitch)	00-06	Cat-Back™	Touring	2.25"	2.25"	3.38" x 3" SQ	6.5"	Bright	14	Single Rear (R)	14924
4.0L 6CYL AT/MT 4WD 2DR	00-06	Header		1.5"	2.25"						17202†
4.0L 6CYL UNLIMITED (inc. Rubicon AT/MT 4WD 2DR w/o hitch)	04-06	Cat-Back™	Touring	2.25"	2.25"	3.38" x 3" SQ	6.5"	Bright	14	Single Rear (R)	140103
3.8L V6 AT/MT 4WD 2DR (must remove left rear tow hook if equip.)	07-11	Cat-Back™	Touring	2.5"	2"	3.38" x 3" SQ	6.5"	Bright	14	Single Split Rear	140217
3.8L V6 AT/MT 4WD 4DR (must remove left rear tow hook if equip.)	07-11	Cat-Back™	Touring	2.5"	2"	3.38" x 3" SQ	6.5"	Bright	14	Single Split Rear	140218
3.8L V6 AT/MT 2+4WD 4DR	07-11	Cat-Back™	S-Type	2.5"	2.5"	"Climber" Turndown exit			33	Single Rear (L)	140655
3.8L V6 AT/MT 2+4WD 2+4DR (must remove left rear tow hook if equip.)	07-11	Axle-Back	Touring	2.5"	2"	3.38" x 3" SQ	6.5"	Bright	14	Single Split Rear	11755
3.8L V6 AT/MT 2+4WD 2+4DR	07-11	Long Tube Header		1.625"	2.5"						17251*
JK 3.6L V6 AT/MT 4WD 4DR	12-18	Cat-Back™	Touring	2.5"	2"	3.5" x 3.28" SQ	8"	Bright	41	Single Split Rear	140459
JK 3.6L V6 AT/MT 4WD 4DR	12-18	Cat-Back™	Touring	2.5"	2"	3.5" x 3.28" SQ	8"	Black	48	Single Split Rear	140459BC
JK 3.6L V6 AT/MT 4WD 2DR	12-18	Cat-Back™	Touring	2.5"	2"	3.5" x 3.28" SQ	8"	Bright	41	Single Split Rear	140460
JK 3.6L V6 AT/MT 4WD 2DR	12-18	Cat-Back™	Touring	2.5"	2"	3.5" x 3.28" SQ	8"	Black	48	Single Split Rear	140460BC
JK 3.6L V6 AT/MT 4WD 4DR	12-18	Cat-Back™	Touring	2.5"	2.25"	3.5" x 3.28" SQ	8"	Bright	41	Single Rear (R)	140461
JK 3.6L V6 AT/MT 4WD 4DR	12-18	Cat-Back™	Touring	2.5"	2.25"	3.5" x 3.28" SQ	8"	Black	48	Single Rear (R)	140461BC
3.6L V6 AT/MT 4WD 2DR	12-17	Cat-Back™	Touring	2.5"	2.25"	3.5" x 3.28" SQ	8"	Bright	41	Single Rear (R)	140462
3.6L V6 AT/MT 4WD 2DR	12-17	Cat-Back™	Touring	2.5"	2.25"	3.5" x 3.28" SQ	8"	Black	48	Single Rear (R)	140462BC
3.6L V6 AT/MT 4WD 4DR "Dirt Sport"	12-17	Cat-Back™	Touring	2.5"	2.5"	3.5" x 3.28" SQ	7.88"	Bright	41	Single Rear (L)	140479
3.6L V6 AT/MT 4WD 4DR "Dirt Sport"	12-17	Cat-Back™	Touring	2.5"	2.5"	3.5" x 3.28" SQ	7.88"	Black	48	Single Rear (L)	140479BC
JK 3.6L V6 AT/MT 2+4WD 4DR "Climber"	12-18	Cat-Back™	S-Type	2"	2.5"	"Climber" Turndown exit				Single Rear (R)	140634
3.6L V6 AT/MT 2+4WD 2DR "Climber"	12-17	Cat-Back™	S-Type	2"	2.5"	"Climber" Turndown exit				Single Rear (R)	140644
JK/JKU 3.6L V6 AT/MT 4WD 2+4DR	12-18	Axle-Back	Touring	2.5"	2.25"	3.38" x 3" SQ	7.88"	Bright	41	Single Rear (R)	11818
JK/JKU 3.6L V6 AT/MT 4WD 2+4DR	12-18	Axle-Back	Touring	2.5"	2.25"	3.38" x 3" SQ	7.88"	Black	48	Single Rear (R)	11818BC
JK/JKU 3.6L V6 AT/MT 4WD 2+4DR	12-18	Axle-Back	Touring	2.5"	2"	3.5" SQ	8"	Bright	41	Single Split Rear	11834
JK/JKU 3.6L V6 AT/MT 4WD 2+4DR	12-18	Axle-Back	Touring	2.5"	2"	3.5" SQ	8"	Black	48	Single Split Rear	11834BC
JK/JKU 3.6L V6 AT/MT 4WD 2+4DR	12-18	Axle-Back	ATAK®	2.5"	2"	3.5" SQ	8"	Bright	41	Single Split Rear	11860
JK/JKU 3.6L V6 AT/MT 4WD 2+4DR	12-18	Axle-Back	ATAK®	2.5"	2"	3.5" SQ	8"	Black	48	Single Split Rear	11860BC
JK/JKU 3.6L V6 AT/MT 2+4WD 4DR	12-18	Loop Delete Y-Pipe									60595*

WRANGLER TIP KITS

3.6L V6 AT/MT 4WD 2+4DR	12-16					3.5" RD	5"	Black	48	Single Split Rear	20160
3.6L V6 AT/MT 4WD 2+4DR	12-16					3.5" RD	7"	Black	48	Single Rear	20161

SOUND LEVELS
FULL DETAILS PGS. 6-7



TIP STYLES
FOR EXHAUST SYSTEMS ON THESE TWO PAGES



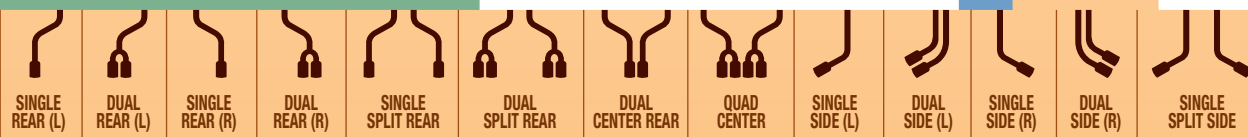
Borja
SOUND LIKE HEAVEN GO LIKE HELL™

TIP & EXIT INFO — SEE IMAGES BELOW

Model/Group	Years	Product (Details on Pg. 55)	Sound Level	Pipe Diameters		TIP & EXIT INFO — SEE IMAGES BELOW					Part #
				Primary(s)	Secondary(s)	Tip Opening Size & Shape ¹	Tip Length	Tip Finish ²	Tip Style	Tip Exit	
» KIA											
OPTIMA											
2.0L Turbo AT FWD 4DR	11	Cat-Back™	S-Type	2.5"	2"	3.14" RD	4.64"	Bright	18	Dual Split Rear	140469
2.0L Turbo AT FWD 4DR	12-13	Cat-Back™	S-Type	2.5"	2"	3.14" RD	4.64"	Bright	18	Dual Split Rear	140464
» LEXUS											
GS 350											
3.5L V8 AT RWD 4DR	14-16	Axle-Back	S-Type	2.25"	2.25"	USES FACTORY STOCK EXIT				Single Split Rear	11935
IS 250/IS 350											
3.5L V8 AT/MT RWD 4DR	14-17	Axle-Back	S-Type	2.25"	2.25"	4.25" x 3.5" OV	6.75"	Bright	17	Single Split Rear	11898
IS F											
5.0L V8 AT RWD 4DR w/o Tips	08-14	Cat-Back™	S-Type	2.5"	2.5"	USES FACTORY STOCK EXIT				Dual Split Rear	12656*
LX470											
4.7L V8 AT 4WD 4DR	98-07	Cat-Back™	Touring	2"	2.25"	4" RD	8.5"	Bright	11	Single Rear (R)	14814
RC-F											
5.0L V8 AT RWD 2DR	15-18	Cat-Back™	S-Type	2.5"	2"	3.5" RD	6"	Bright	47	Dual Split Rear	12671*



TIP EXITS
ACTUAL PIPE CONTOURS VARY BY APPLICATION



EXHAUST SYSTEM APPLICATIONS

TIP & EXIT INFO — SEE IMAGES BELOW

Model/Group	Years	Product (Details on Pg. 55)	Sound Level	Pipe Diameters		Tip Opening Size & Shape ¹	Tip Length	Tip Finish ²	Tip Style	Tip Exit	Part #
				Primary(s)	Secondary(s)						
» MASERATI											
Ghibli Q4											
3.0L V6 Turbo AT RWD 4DR	14-17	Axle-Back	S-Type	2.5"	2.5"	4" RD	6.25"	Bright	47	Dual Split Rear	11901
QUATTROPORTE											
4.2L V8 AT (Duo-Select Trans. only) RWD 4DR	07	Cat-Back™	S-Type	2.5"	2.5"	3.5" SQ	8"	Bright	42	Dual Split Rear	140288
» MAZDA											
3											
2.3L 4CYL AT/MT FWD 5DR	04-09	Cat-Back™	S-Type	2.5"	2.5"	4" RD	8"	Bright	35	Single Rear (L)	140121
2.5L Turbo 4CYL MT FWD 5DR hatchback	10-13	Axle-Back	S-Type	2.5"	2.25"	4.5" RD	5.75"	Bright	3	Single Split Rear	11786
2.0L/2.5L AT/MT FWD 4+5DR	14-18	Axle-Back	S-Type	2"	2"	4" RD	7"	Bright	35	Single Split Rear	11918
MAZDASPEED 3											
2.5L Turbo 4CYL MT FWD 5DR hatchback	10-13	Axle-Back	S-Type	2.5"	2.25"	4.5" RD	5.75"	Bright	3	Single Split Rear	11786
MIATA MX5 (For BORLA XR-10® Spec Miata Racing Systems, See page 58)											
1.6L/1.8L 4CYL AT/MT RWD 2DR	90-97	Cat-Back™	S-Type	2"	2"	2.5" RD	6.75"	Bright	10	Single Rear (R)	14411
1.8L AT/MT RWD 2DR	99-05	Axle-Back	S-Type	2.25"	2.25"	3.5" RD	6"	Bright	4	Single Rear (R)	11732
2.0L AT/MT RWD 2DR	06-15	Cat-Back™	S-Type	2.5"	2.25"	3.19" RD	6"	Bright	35	Single Split Rear	140169
2.0 4CYL AT/MT RWD 2DR	16-18	Axle-Back	S-Type	2.25"	2.25"	2.5" RD	4.13"	Bright	22	Dual Rear (R)	11919
2.0L AT/MT RWD 2DR	16-17	Front Section Cat Delete									60594*
RX-8											
1.3L 2CYL AT/MT RWD 4DR	04-08	Cat-Back™	S-Type	3"	2.25"	3.5" x 2.75" OV	5.5"	Bright	35	Single Split Rear	140078



SOUND LEVELS
FULL DETAILS PGS. 6-7



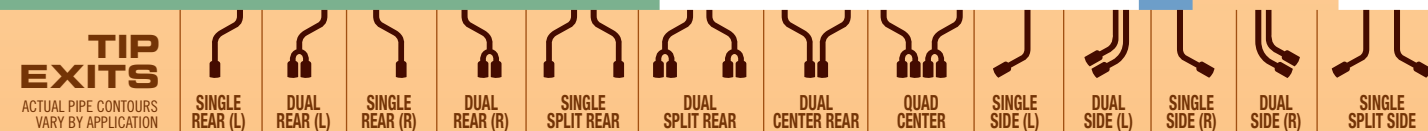
TIP STYLES
FOR EXHAUST SYSTEMS ON THESE TWO PAGES



TIP & EXIT INFO — SEE IMAGES BELOW

Model/Group	Years	Product (Details on Pg. 55)	Sound Level	Pipe Diameters		Tip Opening Size & Shape ¹	Tip Length	Tip Finish ²	Tip Style	Tip Exit	Part #
				Primary(s)	Secondary(s)						
» MINI COOPER											
MINI COOPER											
1.6L FWD AT/MT 2DR	02-07	Cat-Back™	Touring	2.25"	2.25"	4" RD	7"	Bright	35	Single Rear (R)	140030
S Series 1.6L SprChrgd AT/MT FWD	02-03	Cat-Back™	Touring	2.25"	1.75"	3.14" RD	5"	Bright	18	Dual Center Rear	140027
S Series 1.6L SprChrgd AT/MT FWD	02-03	Cat-Back™	S-Type	2.25"	2"	3.15" RD	5"	Bright	18	Dual Center Rear	140035
S Series 1.6L SprChrgd AT/MT FWD inc. Conv.	04-06	Cat-Back™	S-Type	2.25"	2"	3.15" RD	5"	Bright	18	Dual Center Rear	140119
S Series 1.6L SprChrgd AT/MT FWD Hatchback	04-06	Cat-Back™	Touring	2.25"	2"	3.14" RD	5"	Bright	18	Dual Center Rear	140120
S Series 1.6L SprChrgd AT/MT FWD Convertible	05-08	Cat-Back™	Touring	2.25"	2"	3.14" RD	5"	Bright	18	Dual Center Rear	140120
S Series(07-13)/Conv. S/ Coupe S/ Roadster S	07-14	Cat-Back™	Touring	2.25"	2.25"	4" RD	7"		18	Dual Center Rear	140518
1.6L Turbo AT/MT FWD											
S Series(07-13)/Conv. S/ Coupe S/ Roadster S	07-14	Cat-Back™	S-Type	2.25"	2.25"	4" RD	7"	Bright	18	Dual Center Rear	140517
1.6L Turbo AT/MT FWD											
S Series F56 2.0L Turbo AT/MT FWD 2DR	14-17	Axle-Back	Touring	2.5"	2.5"	4" RD	6.21"	Bright	18	Dual Center Rear	11914
S Series F56 2.0L Turbo AT/MT FWD 2DR	14-17	Axle-Back	S-Type	2.5"	2.5"	4" RD	6.21"	Bright	18	Dual Center Rear	11915
S Series F57 2.0L Turbo AT/MT FWD 2DR conv	16-17	Axle-Back	S-Type	2.5"	2.5"	4" RD	6.21"	Bright	18	Dual Center Rear	11915
S Series F56 2.0L Turbo AT/MT FWD 2DR	14-17	Mid-Pipe		2.5"	2.5"						60565*
MINI COOPER COUNTRYMAN S											
1.6L AT/MT FWD/AWD 4DR	11-16	Axle-Back	S-Type	2.5"	2.25"	4" RD	16"	Bright	3	Single Split Rear	11804
» MITSUBISHI											
3000GT											
GT VR4 V6 Twin Turbo AT/MT AWD 2DR	91-99	Cat-Back™	S-Type	3"	2.5"	3.5" RD	7"	Bright	10	Single Split Rear	15443
EVOLUTION X											
2.0L Turbo AT/MT AWD 4DR	08-15	Cat-Back™	S-Type	2.75"	2.25"	5" RD	8.75"	Bright	3	Single Split Rear	140285
LANCER											
Ralliart 2.0L Turbo MT AWD 4DR	09-17	Cat-Back™	S-Type	2.75"	2.25"	5" RD	8.75"	Bright	3	Single Split Rear	140334
2.0L/2.4L AT/MT FWD 4DR	08-11	Axle-Back	S-Type	2.25"	2.25"	4" RD	8.13"	Bright	3	Single Rear (R)	11782
TRITON/L200											
2.5L Diesel AT/MT 2+4WD 4DR CC SB	15	Cat-Back™	Touring	2.5"	2.5"	NO TIP				Single Rear (R)	140606

TIP EXITS
ACTUAL PIPE CONTOURS VARY BY APPLICATION



EXHAUST SYSTEM APPLICATIONS

Model/Group	Years	Product (Details on Pg. 55)	Sound Level	Pipe Diameters		TIP & EXIT INFO — SEE IMAGES BELOW					Part #	
				Primary(s)	Secondary(s)	Tip Opening Size & Shape ¹	Tip Length	Tip Finish ²	Tip Style	Tip Exit		
» NISSAN												
350 Z												
3.5L V6 AT/MT RWD 2DR	03-08	True Dual Cat-Back™	S-Type	2.25"	2"	2.53" RD	4.5"	Bright	37	Single Split Rear	140045	
3.5L V6 AT/MT RWD 2DR	03-07	Header									17221*	
370 Z												
3.7L V6 AT/MT RWD 2 DR	09-18	Cat-Back™	S-Type	2.25"	2.25"	4.5" RD	7.5"	Bright	8	Single Split Rear	140313	
ALTIMA												
3.5L V6 AT FWD 4DR Sedan	07-15	Cat-Back™	S-Type	2.5"	2"	4.5" RD	7.75"	Bright	8	Single Split Rear	140450	
3.5L V6 AT/MT FWD 2DR Coupe	08-13	Axle-Back	S-Type	2.5"	2.5"	4.5" RD	7.5"	Bright	8	Single Split Rear	11762	
GT-R												
3.8L V6 Twin Turbo MT AWD 2DR	09-15	Cat-Back™	S-Type	2.25"	2"	4.5" RD	7.75"	Bright	20	Dual Split Rear	12658*	
3.8L V6 Twin Turbo MT AWD 2DR	09-15	Cat-Back™	S-Type	3"	2"	USES FACTORY STOCK EXIT					Dual Split Rear	140326
3.8L V6 Twin Turbo MT AWD 2DR	09-15	Down Pipe		3"	3"						60515*	
3.8L V6 Twin Turbo MT AWD 2DR	09-15	Mid Pipe		2.25"	3"						60516*	
MAXIMA												
3.5L AT FWD 4DR	09-14	Cat-Back™	S-Type	2.5"	2.25"	4.5" RD	7.75"	Bright	37	Single Split Rear	140386	
PATROL												
5.6L AT 2+4WD 4DR	15-16	Cat-Back™	Touring	2.25"	3.0"	NO TIP, Turn Down					130654	
SENTRA												
SE-R/SE-R SPEC V 2.5L MT FWD 4DR	07-12	Axle-Back	S-Type	2.25"	2.25"	4.5" RD	7.5"	Bright	8	Single Rear (L)	11783	
TITAN												
5.6L V8 AT 2+4WD CC EC SB	04-15	Cat-Back™	Touring	2"	2"	4.25" x 3.5" OV	12"	Bright	40	Single Split Rear	140079	
» PLYMOUTH												
BARRACUDA												
Barracuda 383 CID V8	1971	Manifold-Back	S-Type	2.5"	2.5"	3.31" x 6.69" REC	3.75"	Bright	34	Single Split Rear	100407	
Barracuda 383 CID V8	1971	Header		1.75"	2.5"						17269	
» PONTIAC												
G8 GT/GXP												
6.0L V8 AT RWD 4DR	08-09	Cat-Back™	S-Type	2.5"	2.5"	3.5" RD	6"	Bright	18	Dual Split Rear	140287	
GTO												
5.7L V8 RWD AT/MT 2DR	04	Cat-Back™	S-Type	2.25"	2.25"	3.19" RD	6"	Bright	18	Dual Rear (L)	140077	
6.0L V8 RWD AT/MT 2DR	05-06	Cat-Back™	S-Type	2.5"	2.5"	5" RD	8.5"	Bright	35	Single Split Rear	140165	
TRANS AM/FIREBIRD												
5.7L V8 AT/MT RWD 2DR (inc. adapters)	84-92	Cat-Back™	S-Type	3" Adj	3"	2.5" RD	7"	Bright	22	Dual Split Rear	14888	
5.7L V8 AT/MT RWD 2DR (Single Cat.)	93-95	Cat-Back™	S-Type	3" Adj	3"	3.8" x 3" SQ	6.75"	Bright	26	Dual Split Rear	14464	
5.7L V8 AT/MT RWD 2DR (Dual Cat.)	95-97	Cat-Back™	S-Type	3" Adj	3"	3.8" x 3" SQ	6.75"	Bright	26	Dual Split Rear	14555	
5.7L V8 AT/MT RWD 2DR (Incl Ram Air)	98-02	Cat-Back™	S-Type	3" Adj	3"	3.8" x 3" SQ	6.75"	Bright	26	Dual Split Rear	14780	
5.7L V8 AT/MT RWD 2DR	98-02	Cat-Back™	S-Type	3"	2.25"	4" RD	14"	Bright	3	Single Split Rear	140028	

SOUND LEVELS
FULL DETAILS PGS. 6-7




TIP STYLES
FOR EXHAUST SYSTEMS ON THESE TWO PAGES



Model/Group	Years	Product (Details on Pg. 55)	Sound Level	Pipe Diameters		TIP & EXIT INFO — SEE IMAGES BELOW					Part #	
				Primary(s)	Secondary(s)	Tip Opening Size & Shape ¹	Tip Length	Tip Finish ²	Tip Style	Tip Exit		
» POLARIS												
RZR XP TURBO												
925cc AT AWD	15-17	Turbo Back w/ Head Pipe	S-Type	2"	2"	5.77" RD	2"	Bright	59	Dual Rear	12674*	
» PORSCHE												
928												
928 USA 4.5L V8 AT/MT RWD 2DR	78	Cat-Back™	S-Type	2.5"	2.5"	2.5" RD	8"	Bright	25	Dual Rear (L)	140567	
928 USA 4.5L V8 AT/MT RWD 2DR	79-82	Cat-Back™	S-Type	2.5"	2.5"	2.5" RD	8"	Bright	25	Dual Rear (L)	14276	
981 CAYMAN/CAYMAN S/Boxster/Boxster S												
2.7L/3.4L AT/MT RWD 2DR	13-16	Cat-Back™	S-Type	2.25"	2.25"	4" RD	6.5"	Bright	18	Dual Center Rear	140534	
3.4L AT/MT RWD 2DR	13-16	Diffuser									77013	
986 BOXSTER/BOXSTER S												
2.7L/3.2L 6CYL MT RWD 2DR	00-04	Cat-Back™	S-Type	1.75"	1.75"	3.5" x 2.75" OV	3.96"	Bright	29	Dual Center Rear	140115	
987 CAYMAN/CAYMAN S/BOXSTER/BOXSTER S												
2.7L/3.4L 6CYL AT/MT RWD 2DR	05-08	Cat-Back™	S-Type	2.25"	2.25"	4" RD	6"	Bright	18	Dual Center Rear	12653*	
2.7L/3.4L 6CYL AT/MT RWD 2DR	05-08	Cat-Back™	S-Type	2.25"	2.25"	3.5" RD	4.5"	Bright	18	Dual Center Rear	12654*	
2.9L/3.4L 6CYL AT RWD 2DR	09-12	Cat-Back™	S-Type	2.25"	2.25"	4" RD	6"	Bright	18	Dual Center Rear	12659*	
2.9L/3.4L 6CYL MT RWD 2DR	09-12	Cat-Back™	S-Type	2.25"	2.25"	4" RD	4.5"	Bright	18	Dual Center Rear	12663*	
970 PANAMERA												
4S 4.8L V8 AT AWD 4DR	11-12	Cat-Back™	ATAK®	2.5"	2.5"	3.5" RD	6"	Bright	47	Dual Split Rear	140599	
993												
911 Carrera 3.6L AT/MT RWD 2DR	95-98	Cat-Back™	S-Type	2.25"	2.25"	USES FACTORY STOCK EXIT					Single Split Rear	140729



TIP EXITS
ACTUAL PIPE CONTOURS VARY BY APPLICATION



EXHAUST SYSTEM APPLICATIONS

Model/Group	Years	Product (Details on Pg. 55)	Sound Level	Pipe Diameters		TIP & EXIT INFO — SEE IMAGES BELOW					Part #
				Primary(s)	Secondary(s)	Tip Opening Size & Shape ¹	Tip Length	Tip Finish ²	Tip Style	Tip Exit	
» PORSCHE (cont.)											
997											
NON TURBO 911 3.6L 6CYL AT/MT RWD 2DR	05-08	Cat-Back™	S-Type	2.25"	1.75"	3.19" RD	6"	Bright	47	Dual Split Rear	140233
NON TURBO 911 3.6L 6CYL AT/MT RWD 2DR	05-08	Cat-Back™	S-Type	2.25"	1.75"	3.5" RD	6"	Bright	47	Dual Split Rear	140234
997.2											
911 3.6L/3.8L AT/MT RWD 2DR	09-11	Cat-Back™	S-Type	2.5"	1.75"	3.5" RD	4.5"	Bright	47	Dual Split Rear	140712
911 3.6L/3.8L AT/MT RWD 2DR	09-11	Cat-Back™	S-Type	2.5"	2.5"	USES FACTORY STOCK EXIT				Single Split Rear	140711
997TT											
911 3.6L 6CYL V6 AT/MT RWD	07-09	Cat-Back™	S-Type	2.25"	1.75"	3.19" RD	3.96"	Bright	18	Dual Split Rear	12651*
997 GT3											
3.6L 6CYL MT RWD 2DR	07-08	Cat-Back™	S-Type	2.5"	2.5"	4" RD	8"	Bright	35	Single Split Rear	140304
997S											
911S 3.8L 6CYL AT/MT RWD 2DR	05-08	Cat-Back™	S-Type	2.5"	1.75"	3.5" RD	4.5"	Bright	18	Dual Split Rear	140272
991											
911S/911 4S 3.8L AT RWD/AWD 2DR w/valves	13-15	Cat-Back™	S-Type	2.5"	1.75"	3.14" RD	6"	Bright	18	Dual Split Rear	140523
911/911S/911 4S 3.4L/3.8L AT RWD/AWD 2DR w/o valves	12-16	Cat-Back™	S-Type	2.5"	1.75"	3.14" RD	6"	Bright	18	Dual Split Rear	140524
911 3.8L AT/MT RWD 2DR	13-15	Cat-Back™	S-Type	2.5"	2.5"	USES FACTORY STOCK EXIT				Single Split Rear	140710
911S/911 4S 3.8L AT RWD/AWD 2DR	13-15	Long Tube Header		2.5"	1.75"						17288*



SOUND LEVELS
FULL DETAILS PGS. 6-7



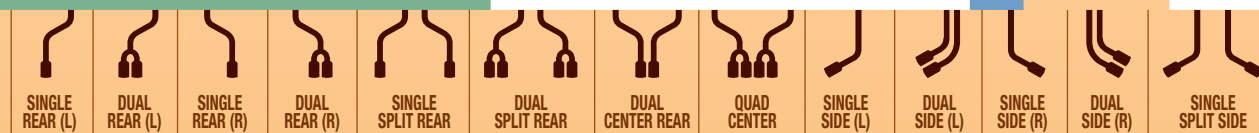
TIP STYLES
FOR EXHAUST SYSTEMS ON THESE TWO PAGES



Model/Group	Years	Product (Details on Pg. 55)	Sound Level	Pipe Diameters		TIP & EXIT INFO — SEE IMAGES BELOW					Part #
				Primary(s)	Secondary(s)	Tip Opening Size & Shape ¹	Tip Length	Tip Finish ²	Tip Style	Tip Exit	
» RAM											
1500											
5.7L V8 Hemi AT/MT 2+4WD RC EC CC SB	03-05	Cat-Back™	S-Type	3"	2.25"	4.25" x 3.5" OV	12"	Bright	40	Single Split Side	140068
5.7L V8 AT/MT 2+4WD 4DR CC SB	06-08	Cat-Back™	S-Type	3"	2.25"	4" RD	14"	Bright	36	Single Split Rear	140187
5.7L V8 AT/MT 2+4WD 4DR CC SB	06-08	Cat-Back™	S-Type	3"	2.25"	4" RD	12"	Bright	36	Single Split Side	140275
5.7L V8 AT/MT 2+4WD 4DR RC/EC STB CC SB (through bumper)	09-18	Cat-Back™	Touring	3"	2.5"	5" RD	15.25"	Bright	36	Single Split Rear	140552
5.7L V8 AT/MT 2+4WD 4DR RC/EC STB CC SB (through bumper)	09-18	Cat-Back™	Touring	3"	2.5"	5" RD	15.25"	Bright	49	Single Split Rear	140552BC
5.7L V8 AT/MT 2+4WD 4DR RC/EC STB CC SB (under bumper) For all models with factory single exhaust	09-18	Cat-Back™	Touring	3"	2.5"	4" RD	12"	Bright	36	Single Split Rear	140553
5.7L V8 AT/MT 2+4WD 4DR RC/EC STB CC SB (under bumper) For all models with factory single exhaust	09-18	Cat-Back™	Touring	3"	2.5"	4" RD	12"	Bright	49	Single Split Rear	140553BC
5.7L V8 AT 2+4WD 4DR RC/EC STB CC SB (through bumper)	09-18	Cat-Back™	S-Type	3"	2.5"	5" RD	15.25"	Bright	36	Single Split Rear	140307
5.7L V8 AT 2+4WD 4DR RC/EC STB CC SB (through bumper)	09-18	Cat-Back™	S-Type	3"	2.5"	5" RD	15.25"	Bright	49	Single Split Rear	140307BC
5.7L V8 AT 2+4WD 4DR RC/EC STB CC SB (under bumper) For all models with factory single exhaust	09-18	Cat-Back™	S-Type	3"	2.5"	4" RD	12"	Bright	36	Single Split Rear	140308
5.7L V8 AT 2+4WD 4DR RC/EC STB CC SB (under bumper) For all models with factory single exhaust	09-18	Cat-Back™	S-Type	3"	2.5"	4" RD	12"	Bright	49	Single Split Rear	140308BC
SRT-10 8.3L V10 AT/MT RWD 2+4DR RC CC SB	04-05	Cat-Back™	S-Type	2.5"	2.5"	6.68" x 3.31" REC	5.63"	Bright	34	Single Rear (R)	140111
» SCION											
FR-S											
2.0L 4CYL AT/MT RWD 2DR	13-16	Cat-Back™	S-Type	2.5"	2"	4.25" RD		Bright	17	Single Split Rear	140496
2.0L 4CYL AT/MT RWD 2DR	13-16	Axle-Back	Touring	2.5"	2"	4.5" RD	7.75"	Bright	5	Single Split Rear	11839
2.0L 4CYL AT/MT RWD 2DR	13-16	Header		1.62"	2.25"						17284*
2.0L 4CYL AT/MT RWD 2DR	13-16	Mid-Pipe Cat Delete									60541*
2.0L 4CYL AT/MT RWD 2DR	13-16	Diffuser									77012
tC											
2.4L 4CYL AT/MT FWD 2DR	05-10	Axle-Back	S-Type	2.25"	2.25"	4.25" x 3.5" OV	7"	Bright	17	Single Rear (R)	11743
2.5L AT/MT FWD 2DR	11-16	Axle-Back	S-Type	2.25"	2.25"	4.25" x 3.5" OV	6.75"	Bright	17	Single Rear (L)	11813




TIP EXITS
ACTUAL PIPE CONTOURS VARY BY APPLICATION



EXHAUST SYSTEM APPLICATIONS

TIP & EXIT INFO — SEE IMAGES BELOW

Model/Group	Years	Product (Details on Pg. 55)	Sound Level	Pipe Diameters		Tip Opening Size & Shape ¹	Tip Length	Tip Finish ²	Tip Style	Tip Exit	Part #
				Primary(s)	Secondary(s)						
» SUBARU											
BRZ											
2.0L 4CYL AT/MT RWD 2DR	13-17	Cat-Back™	S-Type	2.5"	2"	4.25" RD		Bright	17	Single Split Rear	140496
2.0L 4CYL AT/MT RWD 2DR	13-16	Axle-Back	Touring	2.5"	2"	4.5" RD	7.75"	Bright	5	Single Split Rear	11839
2.0L 4CYL AT/MT RWD 2DR	17	Axle-Back	S-Type	2.5"	2"	4.5" RD	7.75"	Bright	5	Single Split Rear	11937
2.0L 4CYL AT/MT RWD 2DR	13-17	Header		1.62"	2.25"						17284*
2.0L 4CYL AT/MT RWD 2DR	13-17	Mid-Pipe Cat Delete									60541*
2.0L 4CYL AT/MT RWD 2DR	13-16	Diffuser									77012
FORESTER											
2.2L/2.5L 4CYL AT/MT Dual Port Cylinder Head only	97-05	Header		1.625"	2.25"						17183*
IMPREZA											
2.2L/2.5L 4CYL AT/MT AWD 2DR/4DR/WGN	96-01	Cat-Back™	S-Type	2"	2"	4" RD	8.5"	Bright	35	Single Rear (L)	14885
2.5L AT/MT AWD 4DR SEDAN	08-11	Cat-Back™	S-Type	2.25"	2"	4.25" x 3.5" OV	5.75"	Bright	17	Single Split Rear	140324
2.5L AT/MT AWD 4DR WAGON	08-11	Cat-Back™	S-Type	2.25"	2.25"	4" RD	6"	Bright	35	Single Rear (R)	140325
2.0L AT AWD 5DR	13-17	Axle-Back	S-Type	2"	2"	3.19" RD	5"	Bright	35	Single Rear (R)	11843
2.2L/2.5L 4CYL AT/MT AWD 2DR/4DR/WGN	97-05	Header		1.625"	2.25"						17183*
IMPREZA OUTBACK											
2.2L/2.5L 4CYL non-turbo AT/MT AWD 4DR	96-01	Cat-Back™	S-Type	2"	2"	4" RD	8.5"	Bright	35	Single Rear (L)	14885
LEGACY											
GT 2.5L 4CYL Turbo AT/MT AWD 4DR	05-09	Cat-Back™	S-Type	2.5"	2"	4.25" x 3.5" OV	8.5"	Bright	35	Single Split Rear	140123
GT 2.2L/2.5L 4CYL AT/MT AWD 4DR/WGN w/o Oil Cooler	97-05	Header		1.625"	2.25"						17183*
GT 2.5L 4CYL Turbo MT AWD 4DR/WGN	01-12	Header		1.625"	2.25"						17217*
WRX/WRX STI											
2.0L/2.5L 4CYL Turbo AT/MT AWD 4DR Sedan/WGN	02-07	Cat-Back™	Touring	3"	3"	3.19" RD	6"	Bright	18	Dual Rear (L)	140053
2.0L/2.5L 4CYL Turbo AT/MT AWD 4DR Sedan/WGN	02-07	Cat-Back™	S-Type	3"	3"	4.5" RD	7.75"	Bright	37	Single Rear (L)	140075
WRX 2.5L Turbo MT AWD 4DR Hatchback	11-14	Cat-Back™	S-Type	3"	2.25"	3.5" RD	4.5"	Bright	18	Dual Split Rear	140312
STI 2.5L Turbo MT AWD 4DR Hatchback	08-14	Cat-Back™	S-Type	3"	2.25"	3.5" RD	4.5"	Bright	18	Dual Split Rear	140312
2.5L Turbo MT AWD 4DR Sedan	11-14	Cat-Back™	ATAK®	3"	2.25", 2"	3.5" RD	6"	Bright	18	Dual Split Rear	140418
2.0L/2.5L Turbo MT AWD 4DR Sedan	15-18	Cat-Back™	S-Type	3"	2.25", 2"	3.5" RD	6"	Bright	18	Dual Split Rear	140595
2.5L 4CYL Turbo MT AWD 4DR/WGN	02-12	Header		1.625"	2.25"						17217*
2.0L 4CYL Turbo MT AWD 4DR	15-17	Header		1.725"	2.25"						17294*
WRX 2.0L 4CYL Turbo AT/MT AWD 4DR	15-17	w/o Cats Downpipe		3"	3"						60555*
XV CROSSTREK											
2.0L AT/MT AWD 5DR	13-17	Axle-Back	S-Type	2"	2"	3.19" RD	5"	Bright	35	Single Rear (R)	11843



SOUND LEVELS
FULL DETAILS PGS. 6-7



TIP STYLES
FOR EXHAUST SYSTEMS ON THESE TWO PAGES

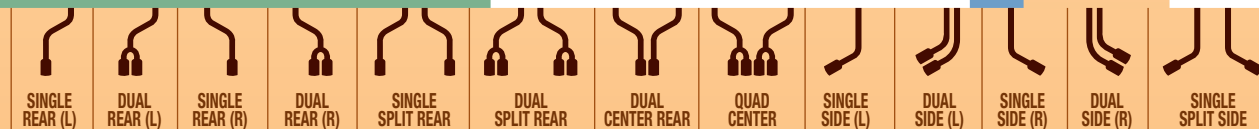


TIP & EXIT INFO — SEE IMAGES BELOW

Model/Group	Years	Product (Details on Pg. 55)	Sound Level	Pipe Diameters		Tip Opening Size & Shape ¹	Tip Length	Tip Finish ²	Tip Style	Tip Exit	Part #
				Primary(s)	Secondary(s)						
LEGACY											
GT 2.5L 4CYL Turbo AT/MT AWD 4DR	05-09	Cat-Back™	S-Type	2.5"	2"	4.25" x 3.5" OV	8.5"	Bright	35	Single Split Rear	140123
GT 2.2L/2.5L 4CYL AT/MT AWD 4DR/WGN w/o Oil Cooler	97-05	Header		1.625"	2.25"						17183*
GT 2.5L 4CYL Turbo MT AWD 4DR/WGN	01-12	Header		1.625"	2.25"						17217*
WRX/WRX STI											
2.0L/2.5L 4CYL Turbo AT/MT AWD 4DR Sedan/WGN	02-07	Cat-Back™	Touring	3"	3"	3.19" RD	6"	Bright	18	Dual Rear (L)	140053
2.0L/2.5L 4CYL Turbo AT/MT AWD 4DR Sedan/WGN	02-07	Cat-Back™	S-Type	3"	3"	4.5" RD	7.75"	Bright	37	Single Rear (L)	140075
WRX 2.5L Turbo MT AWD 4DR Hatchback	11-14	Cat-Back™	S-Type	3"	2.25"	3.5" RD	4.5"	Bright	18	Dual Split Rear	140312
STI 2.5L Turbo MT AWD 4DR Hatchback	08-14	Cat-Back™	S-Type	3"	2.25"	3.5" RD	4.5"	Bright	18	Dual Split Rear	140312
2.5L Turbo MT AWD 4DR Sedan	11-14	Cat-Back™	ATAK®	3"	2.25", 2"	3.5" RD	6"	Bright	18	Dual Split Rear	140418
2.0L/2.5L Turbo MT AWD 4DR Sedan	15-18	Cat-Back™	S-Type	3"	2.25", 2"	3.5" RD	6"	Bright	18	Dual Split Rear	140595
2.5L 4CYL Turbo MT AWD 4DR/WGN	02-12	Header		1.625"	2.25"						17217*
WRX 2.0L 4CYL Turbo AT/MT AWD 4DR	15-17	w/o Cats Downpipe		3"	3"						60555*
XV CROSSTREK											
2.0L AT/MT AWD 5DR	13-17	Axle-Back	S-Type	2"	2"	3.19" RD	5"	Bright	35	Single Rear (R)	11843
» TOYOTA											
4RUNNER											
2.7L 4CYL/3.4L 6CYL LTD AT/MT 2+4WD 4DR	96-02	Cat-Back™	Touring	2.5"	2.25"	4" RD	8.5"	Bright	11	Single Rear (R)	14659
4.0L AT/MT 2+4WD (except Trail Model)	10-18	Cat-Back™	Touring	2.5"	2.5"	4.25" x 3.5" OV	7"	Bright	17	Single Rear (R)	140379
86											
2.0L 4CYL AT/MT RWD 2DR	17	Cat-Back™	S-Type	2.5"	2"	4.25" RD		Bright	37	Single Split Rear	140496
2.0L 4CYL AT/MT RWD 2DR	17	Axle-Back	Touring	2.5"	2"	4.5" RD	7.75"	Bright	5	Single Split Rear	11937
CAMRY											
LE/SE/XLE 3.5L V6 AT FWD 4DR	07-11	Axle-Back	Touring	2.25"	2.25"	3.5" RD	6.5"	Bright	4	Single Split Rear	11758
XSE/XLE 3.5L AT FWD 4DR	14-17	Axle-Back	Touring	2.25"	2.25"	4.25" x 3.5" OV	6.75"	Bright	16	Single Split Rear	11916
XSE/XLE 3.5L AT FWD 4DR	14-17	Mid Section	S-type	2.5"	2.25"	Converts 11916 into S-Type Sound					60572



TIP EXITS
ACTUAL PIPE CONTOURS VARY BY APPLICATION



EXHAUST SYSTEM APPLICATIONS


Model/Group	Years	Product (Details on Pg. 55)	Sound Level	Pipe Diameters		TIP & EXIT INFO — SEE IMAGES BELOW					Part #
				Primary(s)	Secondary(s)	Tip Opening Size & Shape ¹	Tip Length	Tip Finish ²	Tip Style	Tip Exit	
» TOYOTA (cont.)											
COROLLA											
S/XRS 1.8L/2.4L AT/MT FWD 4DR	09-13	Axle-Back	S-Type	2.25"	2.25"	4.25" x 3.5" OV	7"	Bright	17	Single Rear (R)	11795
1S/XSE 1.8L AT/MT FWD 4DR	14-18	Axle-Back	S-Type	2.25"	2.25"	4.25" x 3.5" OV	7"	Bright	17	Single Rear (R)	11897
FJ CRUISER											
4.0L V6 AT/MT 2+4WD 4DR	07-09	Cat-Back™	Touring	2.25"	2"	4.25" x 3.5" OV	12"	Bright	40	Single Split Rear	140200
4.0L V6 AT/MT 2+4WD 4DR	10-14	Cat-Back™	Touring	2.5"	2"	4" RD	13"	Bright	38	Single Split Rear	140405
4.0L V6 AT/MT 2+4WD 4DR "Dirt Sport"	10-14	Cat-Back™	Touring	2.5"	2.5"	4" RD	11"	Bright	36	Single Rear (R)	140521
LAND CRUISER											
4.5L 6CYL AT 4WD 4DR	95-97	Cat-Back™	Touring	2.25"	2.25"	3.38" x 3" SQ	6.75"	Bright	13	Single Rear (R)	14590
4.7L V8 AT 4WD 4DR	98-07	Cat-Back™	Touring	2"	2.25"	4" RD	8.5"	Bright	11	Single Rear (R)	14814
SEQUOIA											
5.7L V8 AT 2+4WD 4DR	08-17	Cat-Back™	Touring	2.75"	2.75"	4" RD	12"	Bright	36	Single Rear (R)	140277
TACOMA											
3.4L V6 AT/MT 4WD 2DR EC SB Pre-Runner	95-99	Cat-Back™	Touring	2.5"	2.5"	3.5" RD	7"	Bright	10	Single Side (R)	14597
3.4L V6 AT/MT 4WD 2DR EC SB Pre-Runner	00-04	Cat-Back™	Touring	2.25"	2.25"	4" RD	14"	Bright	36	Single Side (R)	14945
4.0L V6 AT/MT 2+4WD 4DR CC LB	05-12	Cat-Back™	Touring	2.25"	2.25"	4" RD	14"	Bright	36	Single Rear (R)	140140
4.0L V6 AT/MT 2+4WD 2+4DR CC SB EC LB	05-12	Cat-Back™	Touring	2.25"	2.25"	4" RD	14"	Bright	36	Single Side (R)	140160
4.0L AT/MT 2+4WD 2+4DR CC SB EC LB	13-15	Cat-Back™	Touring	2.25"	2.25"	4" RD	14"	Bright	36	Single Side (R)	140502
4.0L AT/MT 2+4WD 4DR CC LB	13-15	Cat-Back™	Touring	2.25"	2.25"	4" RD	14"	Bright	36	Single Side (R)	140503
3.5L AT 2+4WD 4DR CC SB	16-18	Cat-Back™	S-Type	2.5"	2.5"	4" RD	12"	Bright	36	Single Side (R)	140680
3.5L AT 2+4WD 4DR CC STB	16-17	Extension Pipe									60593
TUNDRA											
4.7L V8 AT/MT 2+4WD 4DR CC EC SB	00-06	Cat-Back™	Touring	2.25"	2.25"	4" RD	14"	Bright	36	Single Split Rear	14817
4.7L V8 AT/MT 2+4WD 4DR CC EC SB	00-06	Cat-Back™	Touring	2.25"	2.25"	4" RD	11"	Bright	11	Single Split Side	14852
4.7L V8 AT/MT 2+4WD 4DR CC EC SB	00-06	Cat-Back™	Touring	2.25"	2.25"	4" RD	11"	Bright	11	Single Side (R)	14854
5.7L V8 AT/MT 2+4WD 4DR CrewMax SB Dblcab STB RC LB	07-08	Cat-Back™	S-Type	2.25"	2.25"	4" RD	14"	Bright	36	Single Split Side	140238
5.7L V8 AT 2+4WD 4DR CrewMax SB Dblcab STB RC LB	07-08	Cat-Back™	S-Type	2.25"	2.25"	4" RD	14"	Bright	36	Single Split Rear	140239
4.6L/5.7L V8 AT/MT 2+4WD 4DR CrewMax SB Dblcab STB RC LB	09-18	Cat-Back™	Touring	2.25"	2.25"	4" RD	14"	Bright	36	Single Split Side	140332
4.6L/5.7L V8 AT/MT 2+4WD 4DR CrewMax SB Dblcab STB RC LB	09-13	Cat-Back™	Touring	2.25"	2.25"	4" RD	14"	Bright	36	Single Split Rear	140333
4.6L/5.7L V8 AT/MT 2+4WD 4DR CrewMax SB Dblcab STB RC LB	14-17	Cat-Back™	Touring	2.25"	2.25"	4" RD	14"	Bright	36	Single Split Rear	140638

» VOLKSWAGEN

BEETLE											
2.0L Turbo AT/MT FWD 2DR	12-17	Cat-Back™	S-Type	2.5"	2"	4" RD	6"	Bright	35	Single Split Rear	140485
CC											
2.0L AT/MT FWD 4DR	13-17	Cat-Back™	S-Type	2.5"	2.5"	3.5" x 2.75" OV	4"	Bright	29	Dual Rear (L)	140335



Model/Group	Years	Product (Details on Pg. 55)	Sound Level	Pipe Diameters		TIP & EXIT INFO — SEE IMAGES BELOW					Part #
				Primary(s)	Secondary(s)	Tip Opening Size & Shape ¹	Tip Length	Tip Finish ²	Tip Style	Tip Exit	
GOLF R											
2.0L MT AWD 2+4DR	12-13	Cat-Back™	S-Type	2.75"	2.75"	4.25" RD	6.75"	Bright	18	Dual Center Rear	140498
2.0L Turbo MT AWD 2+4DR	12-13	Down Pipe w/ Cat-Back™		2.75"	2.5"						60552*
2.0L Turbo AT/MT AWD 4DR	15-17	Cat-Back™	S-Type	3"	2.25"	3.5" RD	4.5"	Bright	29	Dual Split Rear	140643
2.0L Turbo AT/MT AWD 4DR	15	Downpipe w/o Cats		3"	3"						60567*
GOLF R32											
3.2L V6 MT AWD 2DR	08	Cat-Back™	S-Type	2.5"	2.5"	4.25" RD	4"	Bright	18	Dual Center Rear	140314
GOLF TDI											
2.0L AT/MT FWD 2+4DR	10-12	Cat-Back™	S-Type	2.5"	2.5"	3.14" RD	5"	Bright	18	Dual Rear (L)	140369
GTI											
2.0L Turbo 4CYL AT/MT FWD 2+4DR	06-09	Cat-Back™	S-Type	2.5"	2"	3.19" RD	6.75"	Bright	35	Dual Rear (L)	140248
2.0L Turbo AT/MT FWD 2+4DR	10-14	Cat-Back™	S-Type	2.5"	2"	4" RD	6"	Bright	3	Single Split Rear	140347
2.0L Turbo AT/MT FWD 2+4DR	15-18	Cat-Back™	S-Type	2.5"	2"	4" RD	7"	Bright	35	Single Split Rear	140597
2.0L Turbo AT/MT FWD 2+4DR	15-17	Downpipe w/o cat		3"	3"						60553*
JETTA											
2.5L AT/MT FWD 4DR	06-10	Cat-Back™	S-Type	2.5"	2.5"	3.19" RD	6.75"	Bright	18	Dual Rear (L)	140397
TDI 2.0L AT/MT FWD 4DR sedan	09-10	Cat-Back™	S-Type	2.5"	2.5"	3.14" RD	5"	Bright	18	Dual Rear (L)	140317
TDI 2.0L AT/MT FWD 4DR wagon	09-11	Cat-Back™	S-Type	2.5"	2.5"	3.14" RD	5"	Bright	18	Dual Rear (L)	140317
GLI 2.0L Turbo AT/MT FWD 4DR	12-17	Cat-Back™	S-Type	2.5"	2.5"	3.14" RD	5"	Bright	29	Dual Rear (L)	140472
PASSAT											
2.0L AT/MT FWD 4DR	07-11	Cat-Back™	S-Type	2.5"	2.5"	3.5" x 2.75" OV	4"	Bright	29	Dual Rear (L)	140335
3.6L AT FWD/AWD 4DR	16-17	Cat-Back™	S-Type	2.5"	2.25"	3.19" OV	5"	Bright	47	Dual Split Rear	140705



BORLA® FOR EUROPE



EC-Type Approval
Issued by KB
Kraftfahrt-Bundesamt / Germany



EXHAUST SYSTEM APPLICATIONS

Model/Group	Years	Product (Details on Pg. 55)	Sound Level	Pipe Diameters		TIP & EXIT INFO — SEE IMAGES BELOW					Part #
				Primary(s)	Secondary(s)	Tip Opening Size & Shape ¹	Tip Length	Tip Finish ²	Tip Style	Tip Exit	
AUDI											
TT QUATTRO 1.8T 225HP MT AWD 2DR	98-07	Cat-Back™	Touring	2.5"	2"	4" RD	6.12"	Bright	6	Single Split Rear	1014013
CHEVROLET											
Camaro 6.2L V8 AT/MT RWD 2DR	10-13	Cat-Back™	Touring	2.5"	2.5"	4.5" RD	5.75"	Bright	35	Single Split Rear	1014035
Camaro 6.2L V8 AT/MT RWD 2DR	10-13	Cat-Back™	S-Type	2.5"	2.5"	4.5" RD	5.75"	Bright	35	Single Split Rear	1014031
Camaro 6.2L V8 AT/MT RWD 2DR	10-13	X-Pipe									1014032
Camaro 6.2L V8 AT/MT RWD 2DR Convertible	10-13	Spacer Kit									60545
Camaro SS 6.2L V8 AT/MT RWD 2DR	14	Cat-Back™	Touring	2.5"	2.5"	4.5" RD	5.75"	Bright	36	Single Split Rear	1014036
Corvette C5/Z06 5.7L V8 AT/MT RWD 2DR Euro	97-04	Cat-Back™	Touring	2.5"	2"	4.25" x 3.5" OV	6.75"	Bright	29	Dual Split Rear	13921
Corvette C6 6.0L V8 AT/MT RWD 2DR Incl. Paddle Shift	05-07	Cat-Back™	Touring	2.5"	1.75"	4" RD	7"	Bright	18	Dual Split Rear	1014018
CHRYSLER											
Crossfire 3.2L V6 AT/MT RWD 2DR	03-09	Cat-Back™	Touring	2.5"	2.25"	4.25" x 3.5" OV	7.13"	Bright	29	Dual Center Rear	1014003
300C, 300C Touring C 3.0L CRD V6 AT RWD/AWD 4DR	05-09	Cat-Back™	S-Type	2.25"	2.25"	5" RD	16"	Bright	39	Single Split Rear	1014000
300C, 300C Touring C/TOUR 3.5L V6 AT RWD/AWD 4DR	04-09	Cat-Back™	Touring	2.25"	2.25"	4.25" x 3.5" OV	7"	Bright	17	Single Split Rear	1014001
300C, 300C Touring C 5.7L V8 AT RWD/AWD 4DR	05-09	Cat-Back™	Touring	2.25"	2.25"	4.25" x 3.5" OV	7"	Bright	17	Single Split Rear	1014002
PT Cruiser 1.6L/2.0L/2.2L/2.4L 4 cyl incl Turbo AT/MT FWD 2&4DR & Convertible	05-07	Cat-Back™	Touring	2.25"	2.25"	3.5" RD	6.5"	Bright	8	Single Split Rear	1014028
DODGE											
Charger SXT/SE 3.5L V6 AT RWD/AWD 4DR	05-09	Cat-Back™	Touring	2.25"	2.25"	4.25" x 3.5" OV	7"	Bright	17	Single Split Rear	1014001
Charger RT 5.7L V8 AT RWD/AWD 4DR	05-09	Cat-Back™	Touring	2.25"	2.25"	4.25" x 3.5" OV	7"	Bright	17	Single Split Rear	1014002
Magnum SXT/SE 3.5L V6 AT RWD/AWD 4DR	05-09	Cat-Back™	Touring	2.25"	2.25"	4.25" x 3.5" OV	7"	Bright	17	Single Split Rear	1014001
Magnum RT 5.7L V8 AT RWD/AWD 4DR	05-09	Cat-Back™	Touring	2.25"	2.25"	4.25" x 3.5" OV	7"	Bright	17	Single Split Rear	1014002
FORD											
Mustang EcoBoost 2.3L AT/MT RWD 2DR	15-17	Cat-Back™	Touring	2.25"	2.25"	4" RD	9.5"	Bright	36	Single Split Rear	1014039
Mustang EcoBoost 2.3L AT/MT RWD 2DR	15-17	Cat-Back™	Touring	2.25"	2.25"	4" RD	9.5"	Black	49	Single Split Rear	1014039BC
Mustang GT 4.6L V8 AT/MT RWD 2DR	05-09	Cat-Back™	Touring	2.5"	2.5"	4" RD	12"	Bright	36	Single Split Rear	1014019
Mustang GT 5.0L V8 AT/MT RWD 2DR incl conv	15-17	Cat-Back™	Touring	2.5"	2.5"	4" RD	9.5"	Bright	36	Single Split Rear	1014040
Mustang GT 5.0L V8 AT/MT RWD 2DR incl conv	15-17	Cat-Back™	Touring	2.5"	2.5"	4" RD	9.5"	Black	49	Single Split Rear	1014040BC
Mustang Shelby GT 500 4.6L V8 AT/MT RWD 2DR	05-09	Cat-Back™	Touring	2.5"	2.5"	4" RD	12"	Bright	36	Single Split Rear	1014019
Mustang Shelby GT 500 5.4L V8 MT RWD	07	Cat-Back™	Touring	2.5"	2.5"	4" RD	12"	Bright	36	Single Split Rear	1014019

Model/Group	Years	Product (Details on Pg. 55)	Sound Level	Pipe Diameters		TIP & EXIT INFO — SEE IMAGES BELOW					Part #
				Primary(s)	Secondary(s)	Tip Opening Size & Shape ¹	Tip Length	Tip Finish ²	Tip Style	Tip Exit	
HUMMER											
H2 6.0L V8 AT AWD 4DR	07-10	Cat-Back™	Touring	3"	2.25"	5" RD	16"	Bright	39	Single Split Rear	1014023
MAZDA											
RX-8 1.3L 2 CYL MT RWD 4DR	03-09	Cat-Back™	Touring	3"	2.25"	4" RD	8"	Bright	3	Single Split Rear	1014015
NISSAN											
350Z 3.5L V6 280HP AT/MT RWD 2DR Coupé + Roadster	03-09	Cat-Back™	Touring	2.25"	2"	2.53" RD	4.5"	Bright	37	Single Split Rear	1014012
OPEL											
GT 2.0L Turbo 4CYL MT RWD 2DR Convertible	06-09	Cat-Back™	Touring	2.5"	2"	3.14" RD	9.75"	Bright	18	Dual Split Rear	1014016
GT 2.0L Turbo 4CYL MT RWD 2DR Convertible	10-14	Cat-Back™	Touring	2.5"	2"	3.5" x 3.28" SQ	5.38"	Bright	42	Dual Split Rear	1014021
SUBARU											
BRZ 2.0L AT/MT RWD 2DR	13-14	Cat-Back™	Touring	2"	2"	4.5" RD	5.75"	Bright	45	Dual Rear (L)	1014034
TOYOTA											
GT86 2.0L AT/MT RWD 2DR	13-14	Cat-Back™	Touring	2"	2"	4.5" RD	5.75"	Bright	45	Dual Rear (L)	1014034

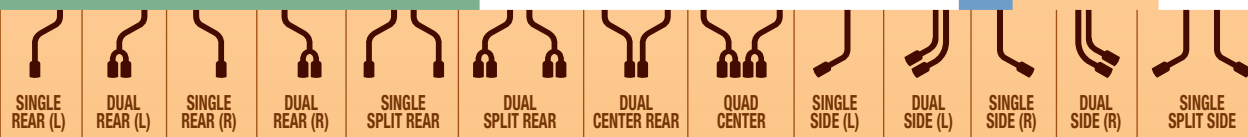


SOUND LEVELS
FULL DETAILS PGS. 6-7



TIP EXITS

ACTUAL PIPE CONTOURS VARY BY APPLICATION



TIP STYLES

FOR EXHAUST SYSTEMS ON THESE TWO PAGES



Tip#	Description	Inlet	Outlet	Length	Installation	Part #
2	Single Round Rolled Edge	2.5"	4" RD	8"	Weld On	20235
3	Single Round Rolled Edge Angle Cut	2.25"	3.19" RD	5"	Weld On	20236
4	Single Round Rolled Angle Cut Intercooled	2.25"	3.5"	6.5"	Weld On	20237
4	Single Round Rolled Angle Cut Intercooled	3"	4.25"	4"	Weld On	20251
9	Single Round Angle Cut	2.25"	2.25" RD	6"	Set Screw Included	20106
9	Single Round Angle Cut	2.5"	2.5" RD	6"	Set Screw Included	20107
10	Single Round Angle Cut Intercooled	2.5"	3.5" RD	9"	Set Screw Included	20120
10	Single Round Angle Cut Intercooled	3"	3.5" RD	9"	Set Screw Included	20122
12	Single Round Intercooled	2"	2.5" RD	6"	Set Screw Included	20102
12	Single Round Intercooled	2.25"	2.5" RD	6"	Set Screw Included	20103
12	Single Round Intercooled	2.5"	2.5" RD	6"	Set Screw Included	20104
13	Single Square Angle Cut Intercooled	2.25"	2.5" x 2.75" SQ	6"	Set Screw Included	20115
13	Single Square Angle Cut Intercooled	2.5"	2.5" x 2.75" SQ	6"	Set Screw Included	20116
13	Single Square Angle Cut Intercooled	2.5"	2.88" x 3.38" SQ	9"	Set Screw Included	20132
14	Single Square Angle Cut Phantom	2.25"	3.38" x 3.0" SQ	6.5"	Weld On	20252
15	Single Square Intercooled	2.25"	2.5" x 2.75" SQ	6"	Set Screw Included	20112
17	Single Oval Rolled Angle Cut Lined Embossed	2.5"	4.25" x 3.5" OV	7"	Clamp Included	20155
17	Single Oval Rolled Angle Cut Lined Embossed	2.15"	3.5" x 2.75" OV	5.63"	Clamp Included	20153
18	Pair of #35 Tips				Clamp Included	See #35
19	Dual Round Rolled Angle Cut	2"	3"	12.63"	Weld On	20143
22	Pair of #9 Tips				Set Screw Included	See #9
24	Pair of #11 Tips				Weld On	See #11
25	Dual Rd Intercooled w/Y-Pipe	2.5"	3"	14"	Set Screw Included	20203
26	Dual Square Angle Cut Intercooled w/Y-Pipe	2.5"	2.88" x 3.38" SQ	14"	Set Screw Included	20233
28	Pair of #15 Tips				Set Screw Included	See #15
29	Pair of #17 Tips				Weld On	See #17
33	Turn Down/Turn Out	2"	2" RD	9"	Set Screw Included	20108
33	Turn Down/Turn Out	2.25"	2.25" RD	8.75"	Set Screw Included	20109
33	Turn Down/Turn Out	2.5"	2.5" RD	9"	Set Screw Included	20110
33	Turn Down/Turn Out	3"	3" RD	9"	Set Screw Included	20140
34	Single Rect. Rolled Angle Cut (w/two inlets)	1.78"	6.69" x 3" RE	5.63"	Weld On	20243
34	Single Rect. Rolled Angle Cut (single inlet)	2.5"	6.69" x 3" RE	5.63"	Weld On	20244
35	Single Rd Rolled Angle Cut Lined Embossed	2.5"	4" RD	6.25"	Clamp Included	20156
35	Single Rd Rolled Angle Cut Lined Embossed	2.25"	3" RD	4.75"	Clamp Included	20154
36	Single Round Rolled Angle Cut	2.25"	4" RD	12"	Weld On	20245
36	Single Round Rolled Angle Cut	3"	4" RD	14"	Weld On	20246
37	Single Round Rolled Angle Cut Phantom	2.5"	4.5" RD	7.75"	Weld On	20247
38	Single Round Rolled Angel Cut Resonated Embossed	2.25"	4" RD	12"	Weld On	20248
39	Single Round Rolled Angle Cut (w/clamp)	4"	5" RD	14"	Clamp On (18340)	20249
39	Stainless Steel Mount Clamp for 20249 (Tip #39)	4"				18340
41	Single Square Rolled Angel Cut	2.25"	3.28" x 3.5" SQ	7.88"	Weld On	20241
42	Pair of #41 Tips				Weld On	See #41
48	Single Square Rolled Angle Cut Black Chrome	2"	3.5" x 3.28" SQ	10.5"	Clamp on	20160
48	Single Square Rolled Angle Cut Black Chrome	2.25"	3.5" x 3.28" SQ	10.5"	Clamp on	20161
49	Single Round Rolled Angle Cut Black Chrome	2.78"	4" RD	14"	Weld On	20162



TIP STYLES
FOR UNIVERSAL TIPS LISTED ABOVE. **NOTE:** LENGTH OF TIPS VARIES. ACTUAL MEASUREMENTS ARE PROVIDED ABOVE.

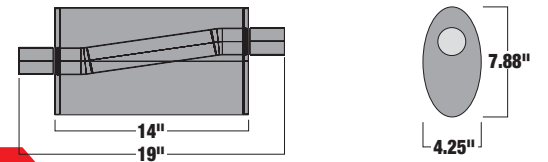


1000000 MILLION MILE WARRANTY



4.25" x 7.88" OVAL

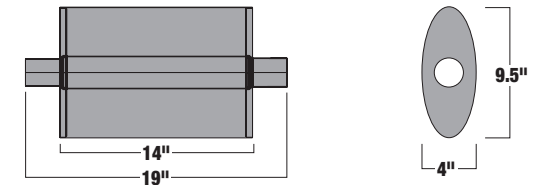
CENTER / OFFSET



Inlet Diameter I.D.	Outlet Diameter I.D.	Un-Notched Part #	Notched Part #	Clamp Part # & Qty.
2"	2"	40657	400477	18302 (2)
2.25"	2.25"	40658	400479	18322 (2)
2.5"	2.5"	40659	400481	18325 (2)

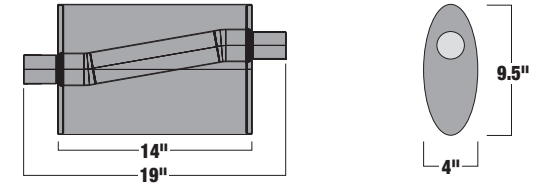
4" x 9.5" OVAL

CENTER / CENTER



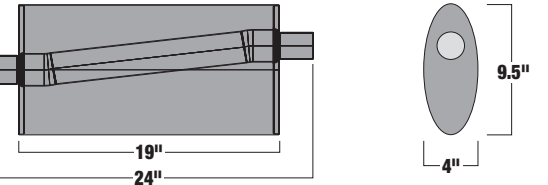
Inlet Diameter I.D.	Outlet Diameter I.D.	Un-Notched Part #	Notched Part #	Clamp Part # & Qty.
2"	2"	40347	400494	18302 (2)
2.25"	2.25"	40363	400495	18322 (2)
2.5"	2.5"	40364	400496	18325 (2)

CENTER / OFFSET



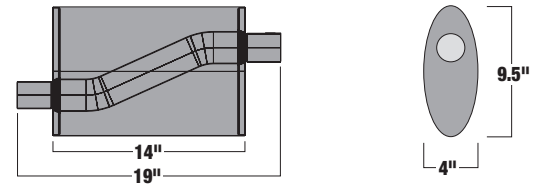
Inlet Diameter I.D.	Outlet Diameter I.D.	Un-Notched Part #	Notched Part #	Clamp Part # & Qty.
2"	2"	40344	400476	18302 (2)
2.25"	2.25"	40357	400478	18322 (2)
2.5"	2.5"	40358	400480	18325 (2)
3"	3"	40359	400482	18330 (2)

CENTER / OFFSET



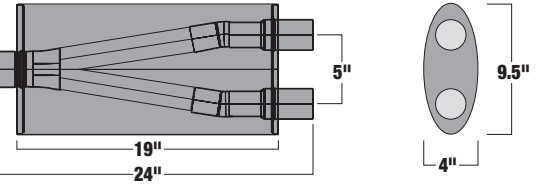
Inlet Diameter I.D.	Outlet Diameter I.D.	Un-Notched Part #	Notched Part #	Clamp Part # & Qty.
2.25"	2.25"	40664	400483	18322 (2)
2.5"	2.5"	40665	400484	18325 (2)

OFFSET / OFFSET



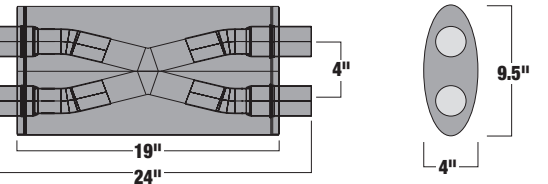
Inlet Diameter I.D.	Outlet Diameter I.D.	Un-Notched Part #	Notched Part #	Clamp Part # & Qty.
2"	2"	40346	400488	18302 (2)
2.25"	2.25"	40351	400489	18322 (2)
2.5"	2.5"	40352	400490	18325 (2)
3"	3"	40353	400491	18330 (2)

CENTER / DUAL



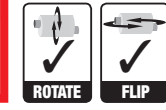

Inlet Diameter I.D.	Outlet Diameter I.D.	Un-Notched Part #	Notched Part #	Clamp Part # & Qty.
2.5"	2.5"	40348	400485	18325 (3)
3"	2.25"	40670	400486	18330 (1) 18322 (2)
3"	2.5"	40349	400487	18330 (1) 18325 (2)

DUAL / DUAL



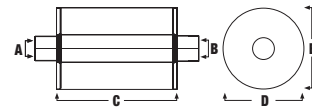
Inlet Diameter I.D.	Outlet Diameter I.D.	Un-Notched Part #	Notched Part #	Clamp Part # & Qty.
2.25"	2.25"	400287	400492	18322 (4)
2.5"	2.5"	400286	400493	18325 (4)

- T-304 stainless steel will never rust.
- 100% welded construction for strength.
- Free-flow design for improved performance.
- High-temperature continuous-filament fiber (CFF) acoustic material for sound control.
- Natural mill finish can be brushed or polished.
- Reversible design for installation flexibility.
- Recommended for car, SUV and truck applications.

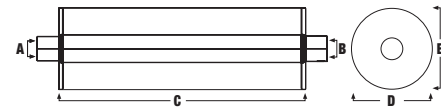
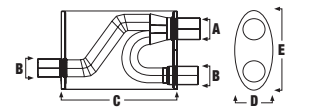


» SPECIALTY MUFFLERS

Borla® universal specialty mufflers are designed for supreme street performance, featuring high quality 300 Series austenitic stainless steel, all-welded construction and more for increased horsepower and torque. Independent tests prove superior flow capability.



Description	Profile	(A) Inlet Diameter	(B) Outlet Diameter	Case Size (C) (D) (E)	Un-Notched Part #	Notched Part #
S-TYPE (Round)	Round	2.5"	2.5"	10" x 5" x 5"	40842S	400497
TRANSVERSE FLOW	Oval	2.5"	Dual 2.5"	19" x 6.0" x 10.25"	40477	400498
	Oval	3"	Dual 2.5"	19" x 6.0" x 10.25"	40474	400499
HEAVY DUTY	Round	2.75"	2.75"	24" x 7.75"		401158
	Round	3"	3"	24" x 6.75"	400436	400500



» CLAMPS/TUBING

Description	Diameter	Radius	Length	Part #
STAINLESS SADDLE CLAMPS	2"			18220
	2.5"			18250
	3"			18300
SINGLE BOLT STAINLESS STEEL 1.25" BAND CLAMPS ACCUSEAL®	2"			18302
	2.25"			18322
	2.5"			18325
	2.75"			18327
	3"			18330
	4"			18340
STAINLESS STEEL HALF MOON CLAMPS	2.36" (60mm)			18323
	2.75" (70mm)			18328
STAINLESS BAND CLAMPS	2.25"			18003
	2.5"			18004
	2.75"			18005
	3"			18006
STAINLESS U-BENDS	2.5"	4"	8" Legs	19250
	3"	5"	8" Legs	19230
STAINLESS STRAIGHT TUBING	2.25"		5"	30325
	2.5"		5"	30350
	3"		5"	30330
3-PIECE V-BAND CLAMPS	2.25"			18007
	2.5"			18008
	3"			18009



THUMPER
40057

ROCK-IT
40058

SPIT FIRE
40059

BLOW TORCH
40060

WAITAIL
40061

» BORLA® BOOMERS



Description	Profile	Inlet Diameter	Tip	Case Size	Part #
WAITAIL	Oval	2.25"	5" Round	14" x 8.5" x 5.5"	40061
BLOW TORCH	Oval	2.25"	4" Round	14" x 8.5" x 5.5"	40060
SPIT FIRE	Oval	2.25"	3" Dual DTM	14" x 8.5" x 5.5"	40059
ROCK-IT	Round	2.25"	4.5" Round	14" x 6.75" x 6.75"	40058
THUMPER	Oval	2.25"	4" Round	14" x 7.88" x 4.5"	40057

» HOT ROD KITS

3" PIPES ONLY Part # 60592	2.5" PIPES ONLY Part # 60630
4 45 Degree Bends	4 45 Degree Bends
4 U-Bends	4 U-Bends
2 90 Degree Bends	2 90 Degree Bends
2 5-Foot Tubing Sections	2 5-Foot Tubing Sections
4 Universal Hangers	4 Universal Hangers



» CLEANER & POLISH

BORLA EXHAUST CLEANER & POLISH

Part # 21461
Specially formulated for stainless steel exhaust systems! Quickly cuts through layers of dulling oxides to restore original finish while adding tarnish protection.



NOTE: Not for use on Black Chrome tips.



Borla® XR-1® Raceline products are the choice of today's hottest drag and oval track racers. Featuring a patented uninterrupted-flow design and multicore technology, Borla's XR-1® mufflers actually outflow a straight piece of pipe in repeated testing. XR-1® race products are lightweight and constructed of high-quality austenitic stainless steel for track-tough durability. They meet the strictest noise requirements and use sound-absorbing stainless steel packing to protect against burnout.

Description/Application	Type	Inlet INNER DIAMETER	Outlet OUTER DIAMETER	Primary Tube OUTER DIAMETER	Case Size	Diameter	Part #
XR-1® STAINLESS LONG TUBE HEADERS							
WITH "X" PIPE							
97-04 Chevy Corvette 5.7L			2.75"	1.75"			17259*
05-08 Chevy Corvette C6 6.0L/6.2L			2.75"	1.75"			17260*
09-13 Corvette C6 6.2L			2.75"	1.75"			17276*
06-13 Chevy Corvette Z06 7.0L			3"	1.75"			17261*
11-14 Ford Mustang 3.7L V6			2.25"	1.75"			17272*
05-10 Ford Mustang GT 4.6L			2.5"	1.75"			17237*
WITHOUT "X" PIPE							
10-15 Chevy Camaro SS/ZL1/1LE 6.2L V8			2.5"	1.75"			17249*
16-18 Chevy Camaro SS 6.2L V8			3"	1.75"			17293*
14-18 Chevy Corvette C7 6.2L	Requires X-Pipe 60548 + adapter		2.75"	1.75"			17289*
09-16 Chrysler 300C 5.7L V8			2.5"	1.75"			17256*
08-14 Chrysler 300C SRT-8 6.1L/6.4L			2.75"	1.75"			17250*
09-16 Dodge Challenger RT 5.7L V8			2.5"	1.75"			17256*
09-14 Dodge Challenger SRT-8 6.1L			2.75"	1.75"			17250*
15-17 Dodge Challenger SRT Hellcat 6.2L/SRT 392 6.4L			2.75"	1.75"			17292*
09-16 Dodge Charger RT 5.7L V8			2.5"	1.75"			17256*
08-14 Dodge Charger/Magnum SRT-8 6.1L/6.4L			2.75"	1.75"			17250*
11-14 Ford F-150 Raptor			2.75"	1.75"			17286*
05-06 Ford GT 5.4L RWD MT			3"	1.75"			17253*
11-14 Ford Mustang GT/Boss 302 5.0L			2.75"	1.75"			17263*
15-17 Ford Mustang GT 5.0L, Left hand drive only			2.75"	1.75"			17290*
07-11 Jeep Wrangler 3.8L 2+4DR			2.5"	1.625"			17251*
13-15 Porsche 991 911S/911 4S			2.5"	1.75"			17288*
XR-1® SPEC MIATA RACING SYSTEMS							
89-93 Miata Spec NA 1.6L MT	Header-Back (for more sound attenuation add 60537)			2.25"	4" RD x 20"		12665*
94-97 Miata Spec NA 1.8L MT	Header-Back (for more sound attenuation add 60537)			2.25"	4" RD x 20"		12668*
89-97 Miata Spec NA 1.6L/1.8L MT	Rear Section			2.25"	8.5" x 5.5" x 12"		60537*
99-05 Miata Spec NB 1.8L MT	Header-Back (for more sound attenuation add 60538)			2.25"	5" RD x 20"		12667*
99-05 Miata Spec NB 1.8L MT	Rear Section			2.25"	8.5" x 5.5" x 14"		60538*




Description/Application	Type	Inlet INNER DIAMETER	Outlet OUTER DIAMETER	Primary Tube OUTER DIAMETER	Case Size	Diameter	Part #
XR-1® STAINLESS MULTICORE RACING MUFFLERS							
All full-bodied cars	Oval	3"	3"		16" x 4.25" x 7.88"		40575
	Oval	4"	4"		23" x 5.5" x 8.5"		400069
Rotary engine equipped vehicles	Oval	3"	3"		16" x 4.25" x 7.88"		400371
	Oval	3"	3"		12" x 4.25" x 7.88"		400372
	Round	3"	3"		16"	6.25"	400373
	Round	4"	4"		16"	6.25"	400374
Pre-Runner trucks	Oval	3"	3"		34" x 8.5" x 5.5"		400115
All venues requiring highest flow muffler	Round	2.5"	2.5"		14"	6.25"	400024
	Round	3.5"	3.5"		14"	6.25"	401012
	Round	3.5"	3.5"		16"	6.25"	40722
	Round	3.5"	3.5"		24"	6.25"	400261
	Round	4"	4"		16"	6.25"	40741
XR-1® STAINLESS COLLECTOR MUFFLER							
Full Chassied Cars (Accepted in NHRA, Brackets, Super Chevy, NSCA)	Shorty	2.13"	3.5"		14"	6.25"	40997
	Shorty	2.25"	4"		14"	6.75"	40976
	Shorty	2.38"	4.5"		14"	6.75"	40977
Dragsters, Altereds, Roadsters	Standard	2.25"	4"		20.5"	6.75"	40728
	Standard	2.38"	4.5"		20.5"	6.75"	40703
XR-1® STAINLESS RACING BULLET MUFFLERS							
Midgets, Mini Sprints, Dwarf Cars		2.5"	2.5"		14"	3.5"	40641

FOUR IMPORTANT REASONS RACERS WIN WITH BORLA®

1. You fear what you can't hear. Especially in any kind of breakout drag racing where you can "sneak up" on an opponent.
2. Improved driver awareness. Drivers in all forms of racing can better tell what their cars are doing.
3. No loss in performance. Fact is, in some cases Borla's patented XR-1® mufflers actually improved horsepower over a straight piece of pipe.
4. Reduced driver fatigue. Very important in many forms of competition.

High quality austenitic stainless steel construction throughout for durability and reduced weight. Fully welded assembly. No crimping.

Patented straight-thru, multi-core technology. US Patent #5,248,859



Insulated to reduce shell temperature for a cooler driver's compartment to combat fatigue.

Longer scavenging spike generates maximum power.

Proprietary hi-temperature, corrosion-resistant, sound-absorbing material and perforated core maintain low db's and protect against burnout.

» BORLA® XR-1® RACELINE (cont.)

Description/Application	Type	Inlet INNER DIAMETER	Outlet OUTER DIAMETER	Primary Tube OUTER DIAMETER	Case Size	Diameter	Part #
XR-1® STAINLESS SPORTSMAN RACING MUFFLERS							
All full-bodied cars	Oval	2.5"	2.5"		12" x 4.5" x 7.88"		40941
	Oval	2.5"	2.5"		16" x 4.5" x 7.88"		40942
	Oval	3"	3"		12" x 4.5" x 7.88"		40943
	Oval	3"	3"		16" x 4.5" x 7.88"		40944
	Oval	3.5"	3.5"		12" x 4.5" x 7.88"		40945
	Oval	3.5"	3.5"		16" x 4.5" x 7.88"		40946
	Oval	4"	4"		12" x 4.5" x 7.88"		40947
	Oval	4"	4"		16" x 4.5" x 7.88"		40948
All race venues requiring highest-flow muffler, space allowing	Round	3"	3"		15"	5"	40085
	Round	3.5"	3.5"		15"	5"	40086
	Round	3.5"	3.5"		8"	5"	40004S
XR-1® STAINLESS TURNDOWNS/TURNOUTS							
Deflects exhaust from valence/body panels		4"			7" length		20146



40944



» XR-1® MARINE

XR-1® STAINLESS WET/DRY MARINE MUFFLERS

For performance boats up to 1200bhp

400262



Now adapted for marine use, BORLA's patented high-flow multicore design is found in more winning dragsters, Baja Trophy Trucks and other elite racing venues than any brand.

High quality austenitic stainless steel shell, inner cores, and sound absorbing filament, with mirror-polished finish.

High-end frequency-cancelling effect occurs as sound waves travel between multiple cores, leaving the pure "BORLA Sound of Power."

Unique 5" step-up design increases the flow, with standard 4" installation.

U.S. Patent # 8,439,159 B1



BORLA® XR-1® TUNER

INSTANT HP Boost for Turbos!



Borla's plug & play XR-1® Tuner immediately adds horsepower, torque and improved fuel economy while cruising.

- » Simple DIY installation.
- » Quickly enabled and disabled. Plug in at the track, unplug for the street.
- » Stealth design leaves no trace in ECU flash memory.
- » Includes stainless steel mounting bracket, all cables and easy-to-follow instructions.
- » Not affected by dealer ECU updates.
- » For racing only.*

Applications	Years	Part #
AUDI		
A3, S3 (8V), A4 (B8/B9), A5 (8T/8F), A6 (C7), TT, TTS (8S, All 2.0 TFSI)	2012-2016	253053
S4/S5 (B8/B8.5) 3.0L	2010-2016	253052
BMW		
340i, 440i, 740i 3.0L	2015-2017	253061
320i, 328i (F30/F31/F35), 420i, 428i (F32/F33/F36), 520i, 525i, 528i (F10/F11)	2014-2016	253064
FORD		
Mustang EcoBoost 2.3L	2015-2017	253000
VOLKSWAGEN		
Beetle (1.8/2.0 TSI), Golf VI (2.0 TSI), Golf VII, GTI, R, Jetta VI (1.8 TSI), Passat B8 (1.8/2.0 TSI)	2012-2016	253053

NEW!

With faded-tone ink that feels like it's dyed into the ultra-soft 100% pre-shrunk cotton, these popular new tees are your instant "favorite old shirt."



A BORLA® SPORT (MEN'S)

Small	Black	21541
Medium	Black	21542
Large	Black	21543
X-Large	Black	21544
XX-Large	Black	21545
XXX-Large	Black	21546

B BORLA® ATAK® (MEN'S)

Small	Charcoal	21562
Medium	Charcoal	21563
Large	Charcoal	21564
X-Large	Charcoal	21565
XX-Large	Charcoal	21566
XXX-Large	Charcoal	21567

C BORLA® "SHIFTER" (MEN'S)

Small	Charcoal	21568
Medium	Charcoal	21569
Large	Charcoal	21570
X-Large	Charcoal	21571
XX-Large	Charcoal	21572
XXX-Large	Charcoal	21573

D MOTORSPORT TEE (MEN'S)

Small	Black	21195
Medium	Black	21196
Large	Black	21197
X-Large	Black	21198
XX-Large	Black	21199
Small	White	21207
Medium	White	21208
Large	White	21209
X-Large	White	21210
XX-Large	White	21211

E CHECKERED LOGO (MEN'S)

Medium	White	21273
Large	White	21274
X-Large	White	21275
Medium	Black	21276
Large	Black	21277
X-Large	Black	21278
Medium	Red	21303
Large	Red	21304
X-Large	Red	21305

F BORLA LOGO PATCH

2" x 4"	21013
---------	-------

G WIREFRAME LOGO (MEN'S)

Medium	White	21288
Large	White	21289
X-Large	White	21290
Medium	Black	21291
Large	Black	21292
X-Large	Black	21293

H EMBROIDERED POLO (MEN'S)

Small	Black	21121
Medium	Black	21092
Large	Black	21058
X-Large	Black	21055
XX-Large	Black	21090
Small	Red	21125
Medium	Red	21091
Large	Red	21059
X-Large	Red	21056
XX-Large	Red	21126
Small	White	21122
Medium	White	21123
Large	White	21060
X-Large	White	21057
XX-Large	White	21124

I DISTRESSED LOGO (MEN'S)

Medium	Charcoal	21261
Large	Charcoal	21262
X-Large	Charcoal	21263
Medium	Black	21264
Large	Black	21265
X-Large	Black	21266
Medium	Red	21359
Large	Red	21360
X-Large	Red	21361

J EMBROIDERED TRUCKER CAP

Fits All	Red/Black	21373
----------	-----------	-------

K EMBROIDERED CAP

Small/Med	Black	21536
Large/XL	Black	21537

L CHECKERED LOGO (WOMEN'S)

Small	Black	21285
Medium	Black	21286
Large	Black	21312

M DISTRESSED LOGO (WOMEN'S)

Small	White	21267
Medium	White	21268
Large	White	21269
Small	Black	21270
Medium	Black	21271
Large	Black	21272
Small	Red	21384
Medium	Red	21385
Large	Red	21386

N WIREFRAME LOGO (WOMEN'S)

Small	White	21306
Medium	White	21307
Large	White	21308
Small	Red	21309
Medium	Red	21310
Large	Red	21311

O EMBROIDERED JACKET

Medium	Black	21235
Large	Black	21236
X-Large	Black	21237
XX-Large	Black	21238

CAT-BACK™ SYSTEM



Complete systems from the catalytic converter(s) back include connection pipe(s), muffler(s), tip(s) and necessary mounting hardware.

REAR SECTION



Kits include muffler(s), tip(s) and all the necessary mounting hardware.

X-PIPE / Y-PIPE



Usually mounted after the catalytic converters, provide increased exhaust flow and sound benefits.

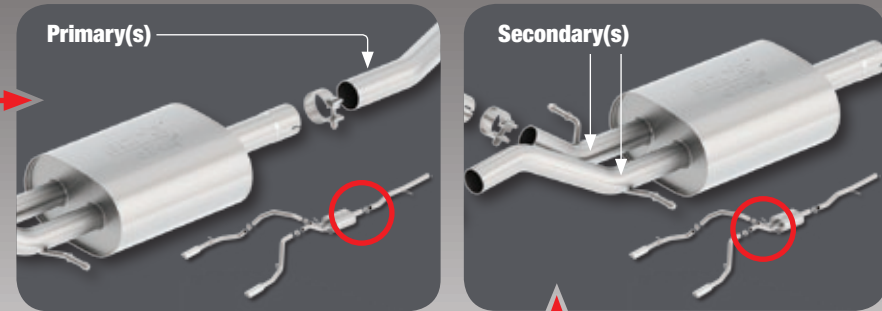
HEADERS



Borla® headers add power and torque while providing critical clearances and other features required by top engine builders.

- 1 Find the **Model** and **Year** of your vehicle within the alphabetical applications.
- 2 View the exhaust systems & components available for your vehicle under the **Product** column. Descriptions of Borla® exhaust products are on the left. Guides to their measurements are in the boxes below.
- 3 Learn how Borla® Cat-Back™ or Rear Section exhaust systems will appear and sound on your vehicle by matching the **Tip Style** numbers, **Tip Size**, **Shape** and **Length** measurements, **Tip Finish** and **Exit** descriptions, and the **Sound Level** with the images and icons found within the color panels on the page. See example below for details. A

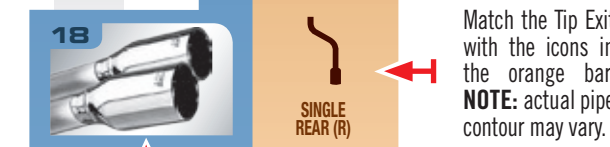
NOTE: Borla® exhaust systems are designed as bolt-on installations. Primary and Secondary pipe measurements are provided for informational purposes only.



Model/Group	Years	Product	Sound Level	Pipe Diameters		Tip Opening Size & Shape	Tip Length	Tip Finish	Tip Style	Tip Exit	Part #
				Primary(s)	Secondary(s)						
E82 135i 3.0L	08-11	Cat-Back™	S-Type	2.25" (x1)	2.25" (x2)	3.5" RD	6"	Bright	18	Single Rear (R)	12655



Shows the volume level of an exhaust system's sound, relative to the stock exhaust and other Borla® sound technologies. Learn more about them on pages 6-7.



Match the Tip # with the images in the blue bar. **NOTE:** see "Tip Exit" icon for quantity of tips, and tip measurements for their actual size.