

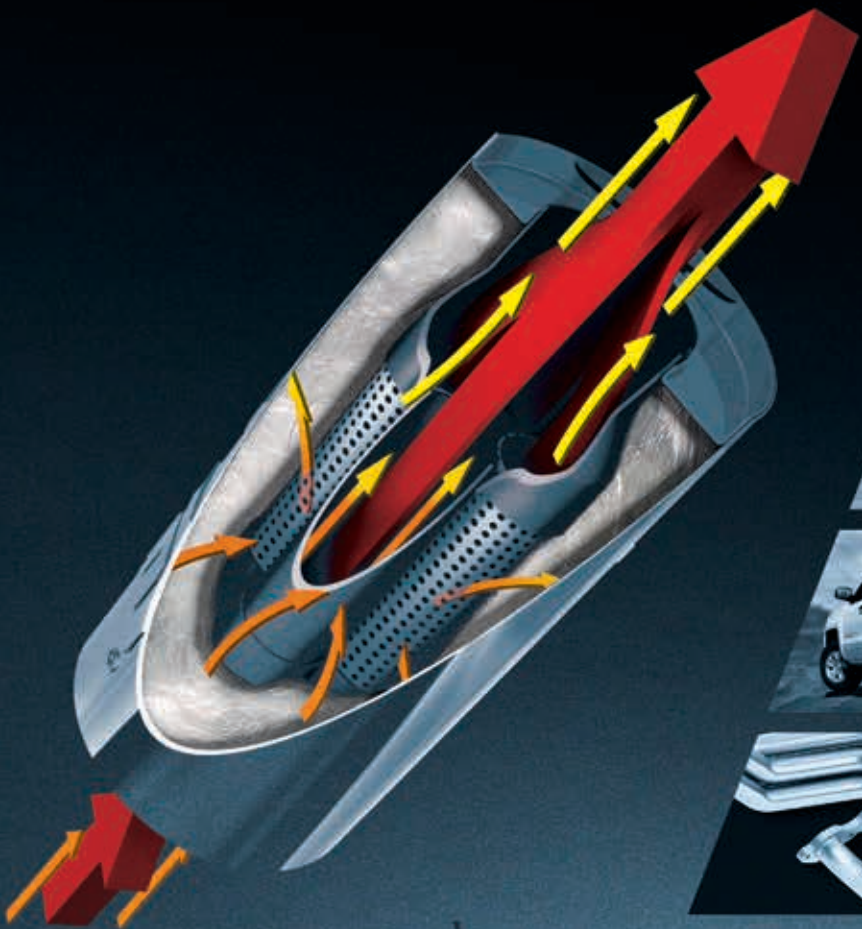


**Borja**<sup>®</sup>  
WE BUILD EXCITEMENT

catalog

54

2016



# BUILDING EXCITEMENT SINCE 1978

**BORLA**  
EXHAUST



From the historic backroads of Appalachia to the twisting canyons of the Santa Monica Mountains, Borla's operations span the rich variety of the American automotive scene.

Our 100-acre manufacturing and distribution plant in Johnson City, Tennessee employs the country's finest metal workers. Within our world-class research & development center in Oxnard, California, you'll find the industry's top engineers and fabricators.

We are proud to offer a true "Made in the USA" product sold around the world. Everywhere you look, Borla's spirit



of innovation and excitement screams with the same high-volume clarity as our unrivaled exhaust systems.

We are a company of motorheads, and it shows in our products, customer service, industry-leading Million Mile Warranty, and culture. On weekends, the same Borla employees who built your exhaust or helped you with technical support can be found competing at tracks, drag strips, off-road events and car shows.

Unlike any other exhaust brand, Borla systems are designed from scratch on a vehicle-by-vehicle basis. Every car or truck has unique mechanical and acoustical



properties, both taken into account as we spend countless hours optimizing muffler body shapes, internal core configurations, flow dynamics and more.

For many applications, Borla gives you a variety of choices for the volume and character of your exhaust sound — from a subdued rumble to an all-out roar. See pages 6-7 for more information on our patented sound technologies.

Everything we've learned from racing and street performance over nearly four decades is reflected in each product that leaves our facilities. Along with

the distinctive Borla "Sound of Power" recognized by motoring enthusiasts everywhere, upgrading your ride with a Borla exhaust gives you a boost in power and torque, improved fuel economy, longer engine life and refined motorsport styling.

But most of all, Borla gives you the intoxicating rush that comes with every squeeze of the throttle, the thrill of raging power with every shift, and a heart-pounding soundtrack to match. More than anything else, we understand that we build far more than exhaust systems.

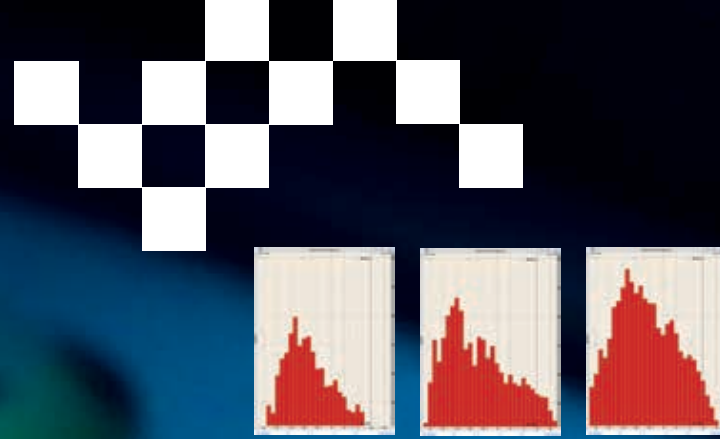
We build excitement.

# CHOOSE YOUR SOUND»»

The sound of an exhaust provides far more than just ear candy. It's a communications conduit between car and driver. An invaluable link between human and machine. The exhaust sound provides acoustic feedback of engine rpm to aid the driver in critical decisions such as gear selection or throttle input in rev-match shifting.

At Borla®, we understand this concept better than any exhaust manufacturer. Combining patented technology with computer modeling, extensive prototyping and advanced frequency-spectrum analysis tools, Borla® engineers create exhaust systems on a vehicle-by-vehicle basis that best enhance the personality and performance of each car or truck in our catalog.

We also realize that every driver has their own preference for the volume and character of exhaust sound. Which is why many of our applications are available in each of the three sound technologies shown on the right.



## BORLA® TOURING

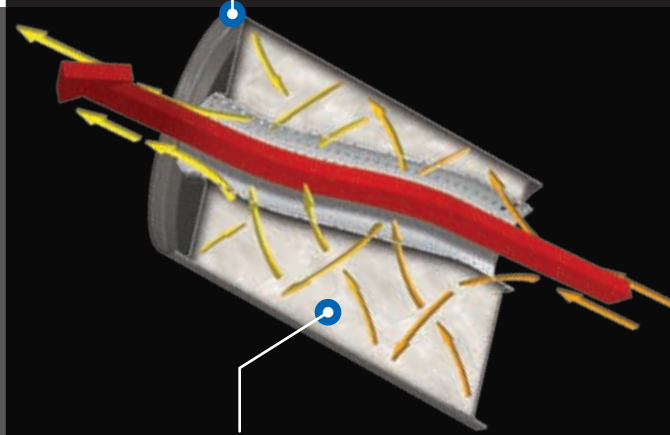
SOUND: MILD GROWL



### HIGH PERFORMANCE WITHOUT THE ROAR

The single-core, high-flow design of Borla's Touring mufflers adds power and driving excitement with a sound that is deep and throaty, but just slightly louder than stock at open throttle. Perfect for the "sleeper" crowd.

Every Borla® muffler is constructed from high-quality austenitic stainless steel for maximum durability.



Packed with the same ultra-durable, continuous strand sound-absorbing composite filament featured in all Borla® mufflers.

SOUND WAVES → EXHAUST GASES →  
Decibel level range Velocity maintained throughout temperature range

## BORLA® S-TYPE

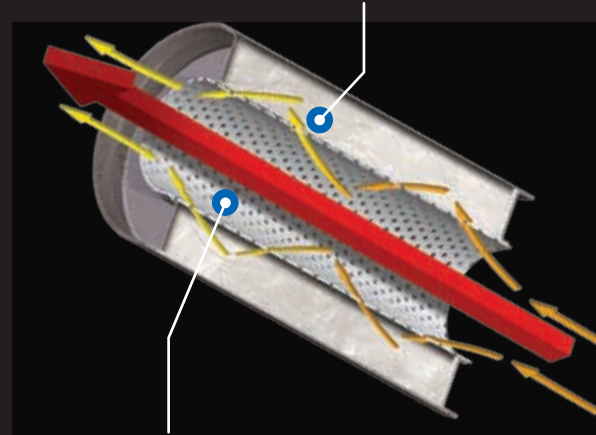
SOUND: AGGRESSIVE PLUS



### STRAIGHT-THROUGH POWER

The S-Type's optimized combination of packing filament, straight-through core dimensions, perforation pattern and cylindrical shape delivers the intoxicating Borla® "Sound of Power" with every squeeze of the throttle.

Slim, equidistant space between wide diameter core and muffler wall provides an aggressive and throaty high-performance sound.



No reflective baffles or chambers with a multitude of welds that can fail, just a highly-evolved straight-through design proven to out-flow an empty, straight pipe.

SOUND WAVES → EXHAUST GASES →  
Decibel level range Velocity maintained throughout temperature range

## BORLA® ATAK

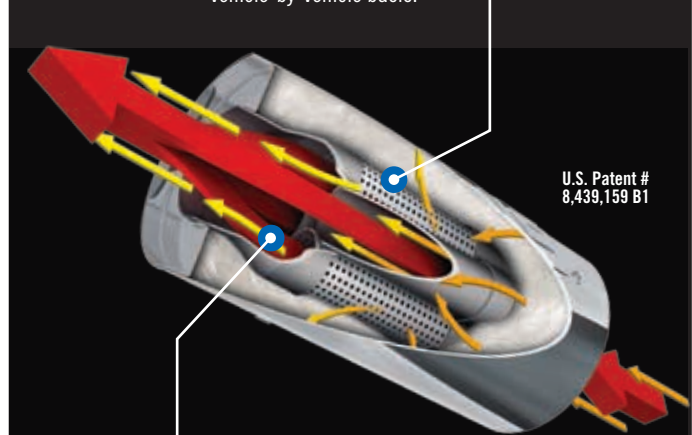
SOUND: SUPER AGGRESSIVE



### ATAK® — "ACOUSTICALLY-TUNED APPLIED KINETICS"

The highest available dB (decibel) levels in our street-legal lineup. The size, quantity and perforation patterns of ATAK® muffler cores are tuned like a graphic equalizer on a vehicle-by-vehicle basis, to shape and focus sound waves for optimum high-volume output.

Borla® engineers fine-tune the perforation patterns, diameters and other characteristics of the internal cores to optimize ATAK® sound on a vehicle-by-vehicle basis.



U.S. Patent # 8,439,159 B1

Sound waves are attenuated and tuned while passing and deflecting through multiple core walls.

SOUND WAVES → EXHAUST GASES →  
Decibel level range Velocity maintained throughout temperature range



**FUELED BY PASSION**

**DRIVEN BY PERFECTION**



**SMOOTH MANDREL BENDS**  
Preserves the original pipe diameter throughout the bend, maximizing flow.

**PRECISION FIT**  
Computer-controlled design and our close relationships with car manufacturers for fitment testing ensure easy bolt-on installations.



**SUPERIOR CONSTRUCTION**  
While other brands crimp or weld muffler components, Borla® fuses them using a much more durable Tri-Gas TIG process.


**HIGH-QUALITY T-304 AUSTENITIC STAINLESS STEEL**  
Proven as the industry's most durable exhaust alloy, T-304 Stainless Steel also ensures a long-lasting showroom appearance, easily maintained using Borla® Exhaust Cleaner & Polish.



**MILLION MILE WARRANTY**  
That's 20,000 miles/year for 50 years! And we're behind you for every one.



**SO EFFICIENT, IT ACTUALLY IMPROVES FUEL ECONOMY**  
A Borla® exhaust can increase fuel economy at cruising speeds.



# R&D UPDATE



PATENT PENDING



## BORLA® DEVELOPS REVOLUTIONARY POCKET VALVE™

Always looking for ways to improve exhaust flow and engine efficiency, Borla® engineers set out to re-think the traditional "butterfly" valve design utilized by most exhaust systems. The result is the revolutionary Pocket Valve™. In the "open" position, the door of the valve pivots into a recessed pocket of the pipe wall, which eliminates the partial obstruction of the butterfly design and dramatically increases exhaust flow. The valves, which are utilized by factory cylinder deactivation systems and user-controlled driving performance modes, will begin appearing in Borla® exhaust systems soon.

## NEW! BORLA® CRATEMUFFLERS™

The world's first mufflers designed from scratch to optimize the sound & power of crate and custom-built motors! Available in our signature Touring, S-Type and ATAK® sound technologies, Borla® CrateMufflers™ give you premium looks, sound and performance. Full details on page 50.

## MORE POWER, SOUND & STYLE FOR THE ALL-NEW 2016 CAMARO

Borla's engineers, designers and fabricators have developed Cat-Back and Rear Section exhaust systems, headers and more for the all-new Camaro. Available soon, these bolt-on upgrades add performance, driving excitement, weight savings and fuel economy to this exciting new vehicle.

## BORLA® "CLIMBER" EXHAUST FOR JEEP IMPROVES CLEARANCE.

Borla's Cat-Back™ Climber™ exhaust for the 2012-15 Jeep JK Unlimited features a loop-delete Y-Pipe and mounts above the frame rails for maximum clearance and protection. A full-size muffler ensures high-performance sound, with zero in-cabin drone. The Climber™ is one of over fifty Borla® exhaust systems and headers for Jeeps from '81 CJ7 to 2015 Wrangler.


## BORLA® LAUNCHES CARBON FIBER MANUFACTURING DIVISION

Borla's 100-acre manufacturing and distribution center in Johnson City, TN, now includes a full-service Carbon Fiber production facility, featuring complete engineering, design, prototyping and manufacturing capabilities.



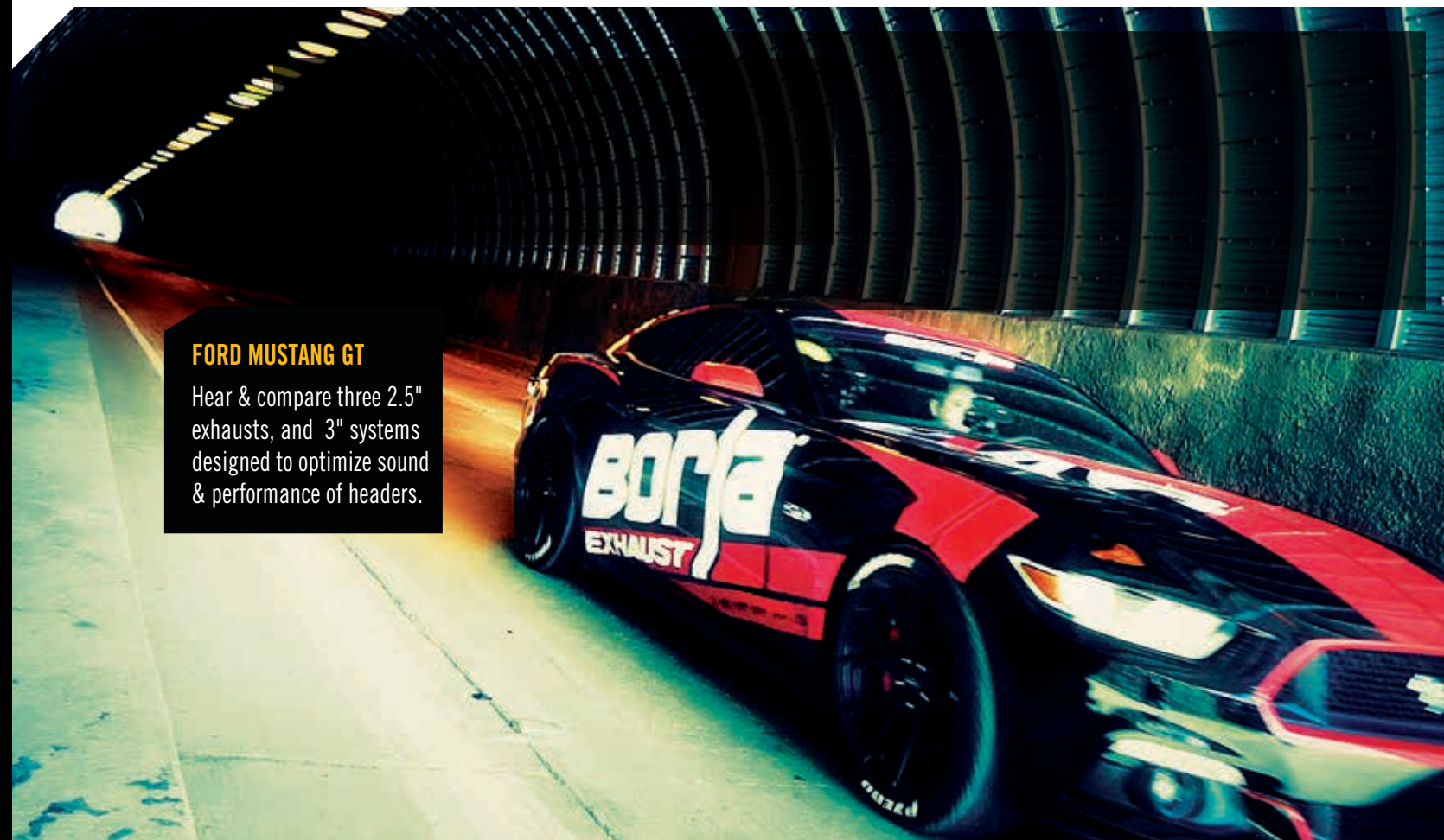
### BORLA® AT COTA

Exciting scenes of the Turner Motorsport/Borla BMW Z4 at COTA for the Pirelli World Challenge.



### ATOMIC ENERGY

Ride the high banks of Fontana Speedway in an Ariel Atom 3 equipped with Borla® XR-1® exhaust.



### FORD MUSTANG GT

Hear & compare three 2.5" exhausts, and 3" systems designed to optimize sound & performance of headers.



### TORC SERIES RACING

Borla's own Scott Douglas takes the Pro4 win in the TORC season opener at Texas Motor Speedway.




### KING of the HAMMERS

Heavy-metal action at the grueling 2015 KOH race where team Borla® grinds out a 2nd-place finish.

# Classic STYLE & POWER

with Velocity Stacks from **Borla**  
**INDUCTION**




← Choose from a wide variety of options. →

Formerly TWM Induction, Borla Induction provides engine builders, race teams, classic car enthusiasts and street rod builders with over sixty years of collective experience in the engineering, design and manufacture of state-of-the-art induction and exhaust systems.

Unlike other kits that simply modify antiquated designs for today's complex engines, Borla Induction throttle body kits are purpose-built for each application. Classic engines get the benefit of advanced fuel injection, while modern powerplants get the retro look of stack-injection with proven technology. Both get more power, cylinder-specific tuning, the stunning looks of velocity stacks, and Borla Induction's classic sound of performance.

A genuine "Made in the USA" product, the Borla Induction line is backed by our superior-quality craftsmanship and performance reputation.



**Borla Induction's  
GM LS3/L92 Kit**



The classic look of yesterday's velocity stacks — one of the hottest mods of the glory days of racing — is reflected in every Borla Induction Kit.



Large selection of OE replacement carbureted throttle bodies also available, including Weber DCOE and many more.

← Available for these & other popular motors (inc. Ferrari, MG, VW, Honda & more). →



**Introducing!**  
**Eight Stack**  
**by Borla**

Borla's 8-Stack induction systems give you the classic look of original Weber carburetors, with the modern technology and performance of fuel injection. Available for these and many other popular engines:

# EXHAUST SYSTEM APPLICATIONS

TIP & EXIT INFO — SEE IMAGES BELOW

Model/Group	Years	Product (Details on Pg. 55)	Sound Level	Pipe Diameters		Tip Opening Size & Shape <sup>1</sup>	Tip Length	Tip Finish <sup>2</sup>	Tip Style	Tip Exit	Part #
				Primary(s)	Secondary(s)						
<b>» ACURA</b>											
<b>RSX</b>											
Type S 2.0L 4CYL MT FWD 2DR	02-06	Cat-Back™	Touring	2.25"	2.25"	4" RD	8"	Bright	2	Single Rear (R)	140002
<b>» AUDI</b>											
<b>A4</b>											
Quattro 1.8T 4CYL MT AWD 4DR	97-01	Cat-Back™	S-Type	2.25"	2.25"	3.14" RD	4.63"	Bright	18	Dual Rear (L)	14845
Quattro 1.8T/2.0T 4CYL AT/MT AWD 4DR	02-08	Cat-Back™	S-Type	2"	2"	3.19" RD	6.75"	Bright	35	Single Split Rear	140100
2.0L Turbo AT/MT AWD 4DR	09-15	Cat-Back™	S-Type	2.5"	2.5"	3.5" x 2.75" OV	3.96"	Bright	29	Dual Rear (L)	140315
<b>R8</b>											
V10 AT/MT 2 DR	10-14	Cat-Back™	S-Type	3"	3"	USES FACTORY BEZELS				Single Split Rear	140596
<b>S3</b>											
2.0L Turbo AT/MT AWD 4DR	13-15	Cat-Back™	S-Type	3"	2.25"	3.5" RD	6"	Bright	29	Dual Rear (L)	140631
2.0L Turbo AT/MT AWD 4DR	15	Downpipe w/o Cats	S-Type	3"	3"						60562*
<b>S4</b>											
Quattro Twin Turbo 2.7L V6 AT/MT AWD 4DR	00-02	Cat-Back™	S-Type	3"	3"	3.14" RD	4.63"	Bright	18	Dual Rear (L)	14902
3.0L AT/MT AWD 4DR	10-14	Cat-Back™	S-Type	2.5"	1.75"	3.5" RD	5"	Bright	18	Dual Split Rear	140403
<b>S5</b>											
4.2L AT/MT AWD 2 DR	08-12	Cat-Back™	S-Type	2.5"	2.5"	3.5" RD	5"	Bright	18	Dual Split Rear	140391
<b>TT</b>											
Quattro 1.8T 225HP MT AWD 2DR	01-06	Cat-Back™	S-Type	2.5"	2.5"	4.25" x 3.5" OV	6.75"	Bright	17	Single Split Rear	14957
2.0L Turbo AT AWD 2DR	11-14	Cat-Back™	S-Type	2.5"	2"	4" RD	7"	Bright	35	Single Split Rear	140465
RS 2.5L MT AWD 2DR	12-13	Cat-Back™	ATAK®	2.5"	2.5"	USES FACTORY STOCK EXIT				Single Split Rear	140473
RS 2.5L MT AWD 2DR	12-13	Diffuser									77011
<b>» BMW</b>											
<b>E30</b>											
M3 2.3L /2.5L	87-92	Rear Section	Touring	2"	2"	3" RD	6.5"	Bright	25	Dual Rear (L)	11283
<b>E36</b>											
325i/328i/M3 2.5L/2.8L/3.0L/3.2L	92-99	Cat-Back™	Touring	2"	2"	3" RD	6.5"	Bright	18	Dual Rear (L)	14553
<b>E46</b>											
323/328i & Ci 2.5L /2.8L	98-00	Cat-Back™	S-Type	2.25"	2.25"	3.15" RD	5"	Bright	20	Dual Rear (L)	14939
325/330i & Ci 2.5L /3.0L	01-05	Cat-Back™	S-Type	2"	2"	3.19" RD	4.75"	Bright	18	Dual Rear (L)	140084
M3 Coupe/Conv 3.2L	01-06	Cat-Back™	S-Type	2.5"	1.75"	3.14" RD	5"	Bright	18	Dual Split Rear	140034
M3 Coupe/Conv 3.2L	01-06	Cat-Back™	ATAK®	2.5"	2.5"	3.14" RD	5"	Bright	18	Dual Split Rear	140394
M3 Coupe/Conv 3.2L	01-06	X-Pipe		2.25"	2.25"						60090*
<b>E82</b>											
135i 3.0L	08-11	Rear Section	S-Type	2.75"	2.25"	3.5" RD	6"	Bright	18	Dual Rear (L)	11763
1M 3.0L	12-13	Rear Section	ATAK®	3"	2"	3.15" RD	5"	Bright	18	Dual Split Rear	11820
1M 3.0L	12-13	Diffuser									77010

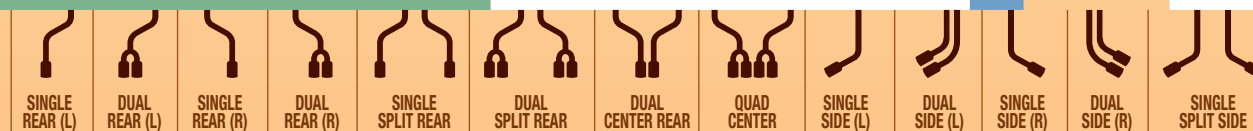
Model/Group	Years	Product (Details on Pg. 55)	Sound Level	Pipe Diameters		Tip Opening Size & Shape <sup>1</sup>	Tip Length	Tip Finish <sup>2</sup>	Tip Style	Tip Exit	Part #
				Primary(s)	Secondary(s)						
<b>E90/92</b>											
335i/xi Sedan 3.0L	07-10	Cat-Back™	Touring	2.5"	2.5"	3.5" RD	6"	Bright	35	Single Split Rear	140246
335i/xi Coupe/Sedan 3.0L	07-10	Cat-Back™	S-Type	2.5"	2.5"	3.5" RD	6"	Bright	35	Single Split Rear	140276
335i/xi 3.0L	07-09	Front Pipes		2.5"	2.5"						60503*
328i Sedan 2.0L	08-12	Cat-Back™	Touring	2.25"	2.5"	3.19" RD	5"	Bright	18	Dual Rear (L)	140505
M3 Sedan 4.0L	08-11	Rear Section	S-Type	2.75"	2.75"	3.5" RD	5"	Bright	18	Dual Split Rear	11770
M3 Sedan 4.0L	08-11	Rear Section	ATAK®	2.75"	2"	3.14" RD	5"	Bright	18	Dual Split Rear	11803
M3 Coupe 4.0L	08-13	Rear Section	S-Type	2.75"	2.75"	3.5" RD	6"	Bright	18	Dual Split Rear	11764
M3 Coupe 4.0L	08-13	Rear Section	ATAK®	2.75"	2"	3.14" RD	5"	Bright	18	Dual Split Rear	11802
M3 Coupe 4.0L	08-13	Rear Section	ATAK®	TBA	TBA	TBA	TBA	Crbn Fbr	53	TBA	11882CF
M3 Sedan 4.0L	08-11	Rear Section	ATAK®	TBA	TBA	TBA	TBA	Crbn Fbr	53	TBA	11883CF
M3 Coupe 4.0L (Titanium Exhaust)	08-13	Rear Section	ATAK®	TBA	TBA	TBA	TBA	Crbn Fbr	53	TBA	11882TCF
M3 Sedan 4.0L (Titanium Exhaust)	08-11	Rear Section	ATAK®	TBA	TBA	TBA	TBA	Crbn Fbr	53	TBA	11883TCF
M3 4.0L	08-12	X-Pipe		2.5"	2.5"						60506*
<b>F10</b>											
M5 4.4L	13-15	Cat-Back™	S-Type	3"	2.25"	3.5" RD	6"	Bright	18	Dual Split Rear	140511
M5 4.4L	13-15	Diffuser									77014
<b>F12</b>											
M6 4.4L	14-15	Cat-Back™	S-Type	3"	2.25"	3.5" RD	4.5"	Bright	47	Dual Split Rear	140582
<b>F30</b>											
328i Sedan (N20) 2.0L	12-15	Cat-Back™	S-Type	2.75"	2.25"	3.14" RD	4.68"	Bright	18	Dual Rear (L)	140509
335i Sedan/Active Hybrid 3 3.0L (non SULEV)	13-16	Cat-Back™	S-Type	3"	2.25"	3.5" RD	6"	Bright	35	Single Split Rear	140579
335i Sedan/Active Hybrid 3 3.0L (non SULEV)	13-16	Cat-Back™	ATAK®	3"	2.25"	3.5" RD	6"	Bright	35	Single Split Rear	140580
<b>F32</b>											
435i Coupe 3.0L	14-16	Cat-Back™	S-Type	3"	2.25"	3.5" RD	6"	Bright	35	Single Split Rear	140579
435i Coupe 3.0L	14-16	Cat-Back™	ATAK®	3"	2.25"	3.5" RD	6"	Bright	35	Single Split Rear	140580
<b>F80/F82</b>											
M3/M4 Sedan/Coupe 3.0L	15	Cat-Back™	S-Type	2.5"	2.25"	3.5" RD	5"	Bright	18	Dual Split Rear	140607
M3/M4 Sedan/Coupe 3.0L w/valves	15	Cat-Back™	S-Type	2.5"	2.25"	3.5" RD	5"	Bright	18	Dual Split Rear	140600
M3/M4 Sedan/Coupe 3.0L	15	Front Pipes		2.5"	2.5"						60557*
M3/M4 Sedan/Coupe 3.0L	15	Downpipe		3"	3"						60563*



**SOUND LEVELS**  
FULL DETAILS PGS. 6-7



**TIP EXITS**  
ACTUAL PIPE CONTOURS VARY BY APPLICATION



**TIP STYLES**  
FOR EXHAUST SYSTEMS ON THESE TWO PAGES



**Borja**  
WE BUILD EXCITEMENT

**EXHAUST SYSTEM APPLICATIONS**

**TIP & EXIT INFO — SEE IMAGES BELOW**

Model/Group	Years	Product (Details on Pg. 55)	Sound Level	Pipe Diameters		Tip Opening Size & Shape <sup>1</sup>				Tip Style	Tip Exit	Part #	
				Primary(s)	Secondary(s)	Tip Length	Tip Finish <sup>2</sup>	Tip Style	Tip Exit				
<b>» CADILLAC</b>													
<b>ATS</b>													
2.0L AT RWD 4DR	13-14	Rear Section	S-Type	2.25"	2.25"	4" RD	8"	Bright	35	Single Split Rear	11844		
<b>CTS</b>													
3.6L V6 AT RWD 4DR Sedan	05-07	Cat-Back™	S-Type	2"	2"	4" RD	8"	Bright	35	Single Split Rear	140175		
3.6L V6 AT RWD/AWD 2DR Coupe	11-14	Rear Section	Touring	2.25"	2.25"	USES FACTORY STOCK EXIT				Dual Center Rear	11824		
<b>CTS-V</b>													
5.7L/6.0L V8 MT RWD 4DR	04-07	Cat-Back™	S-Type	2.5"	2.5"	5" RD	8.5"	Bright	35	Single Split Rear	140126		
6.2L AT/MT RWD 4DR	09-11	Cat-Back™	S-Type	2.5"	2.5"	4" RD	6"	Bright	35	Single Split Rear	140364*		
6.2L AT/MT RWD/AWD 2DR Coupe	11-14	Cat-Back™	Touring	2.5"	2.5"	4.5" RD	5.75"	Bright	18	Dual Center Rear	140433		
6.2L AT RWD 2DR Coupe	11-14	Cat-Back™	S-Type	2.5"	2.5"	4.5" RD	5.75"	Bright	18	Dual Center Rear	12662*		
6.2L AT/MT RWD 4DR Sedan	09-14	Rear Section	S-Type	2.5"	2.5"	4" RD	6.25"	Bright	35	Single Split Rear	11809		
6.2L AT/MT RWD/AWD 2DR Coupe	11-15	Rear Section	S-Type	2.5"	2.5"	4.5" RD	5.75"	Bright	18	Dual Center Rear	11823		
6.2L AT/MT RWD 2+4DR Coupe/Sedan	09-14	X-Pipe		2.5"	2.5"						60524		
<b>ESCALADE</b>													
6.2L V8 AT RWD/AWD 4DR	07-10	Cat-Back™	Touring	3"	2.25" (x2)	4" RD	13"	Bright	38	Dual Side (R)	140194		
6.2L V8 AT RWD/AWD 4DR	15	Cat-Back™	Touring	3"	2.25"	4" RD	12"	Bright	18	Dual Side (R)	140559		
6.2L V8 AT RWD/AWD 4DR	15	Cat-Back™	S-Type	3"	2.25"	4" RD	12"	Bright	18	Dual Side (R)	140652		
<b>ESCALADE ESV/EXT</b>													
ESV/EXT 6.2L V8 AT AWD 4DR	07-10	Cat-Back™	Touring	3"	2.25" (x2)	4" RD	13"	Bright	38	Dual Side (R)	140205		
ESV 6.2L V8 AT RWD 4DR	15	Cat-Back™	Touring	3"	2.25" (x2)	4" RD	12"	Bright	18	Dual Side (R)	140560		
ESV 6.2L V8 AT RWD 4DR	15	Cat-Back™	S-Type	3"	2.25" (x2)	4" RD	12"	Bright	18	Dual Side (R)	140653		
<b>STS-V</b>													
4.4L SC V8 AT RWD 4DR	06-09	Cat-Back™	Touring	2.5"	2.5"	5" RD	8.75"	Bright	35	Single Split Rear	140178		
<b>» CHEVROLET</b>													
<b>AVALANCHE</b>													
5.3L/6.0L V8 AT 2+4WD 4DR	07-08	Cat-Back™	Touring	2.75"	2" (x2)	4.25" x 3.5" OV	12"	Bright	29	Dual Side (R)	140235		
5.3L AT 2+4WD 4DR	09-14	Cat-Back™	Touring	3"	2.25" (x2)	4" RD	12"	Bright	18	Dual Side (R)	140423		
<b>BEL AIR</b>													
210/SB AT/MT RWD 2+4DR	55-57	Manifold-Back	S-Type	2.5"	w/H-Pipe	FACTORY STYLE TURN DOWNS				Single Split Rear	100401		
210/SB AT/MT RWD 2+4DR	55-57	Manifold-Back	S-Type	2.5"	w/H-Pipe	4" RD	8"						100402
256/283/237/350 CID AT/MT RWD 2+4DR	55-57	Header		1.65"	2.5"						17265		
<b>CAMARO 2.0 Turbo</b>													
2.0L Turbo I4 AT/MT RWD 2DR	16	Cat-Back™	Touring	TBA	TBA	TBA	TBA	Bright	35	Single Split Rear	140663		
2.0L Turbo I4 AT/MT RWD 2DR	16	Cat-Back™	S-Type	TBA	TBA	TBA	TBA	Bright	35	Single Split Rear	140664		
2.0L Turbo I4 AT/MT RWD 2DR	16	Cat-Back™	ATAK®	TBA	TBA	TBA	TBA	Bright	35	Single Split Rear	140665		

Model/Group	Years	Product (Details on Pg. 55)	Sound Level	Pipe Diameters		Tip Opening Size & Shape <sup>1</sup>	Tip Length	Tip Finish <sup>2</sup>	Tip Style	Tip Exit	Part #	
				Primary(s)	Secondary(s)							
<b>CAMARO V6</b>												
3.6L V6 AT/MT (except Dual-mode exhaust)	10-13	Cat-Back™	S-Type	2.25"	2.25"	3.5" RD	4.5"	Bright	35	Single Split Rear	140282	
3.6L V6 AT/MT (except Dual-mode exhaust)	10-13	Rear Section	S-Type	2.25"	2.25"	3.5" RD	4.5"	Bright	3	Single Split Rear	11776	
3.6L V6 AT/MT (except Dual-mode exhaust)	10-13	X-Pipe		2.25"	2.25"						60539	
3.6L V6 AT/MT (except RS, Dual-mode exhaust)	14-15	Cat-Back™	S-Type	2.25"	2.25"	3.5" RD	4.5"	Bright	35	Single Split Rear	140526	
3.6L V6 AT/MT (except RS, Dual-mode exhaust)	14	Cat-Back™	S-Type	2.25"	2.25"	USES w/FACTORY GROUND FX PKG				Single Split Rear	140527	
3.6L V6 AT/MT (except RS, Dual-mode exhaust)	14-15	Rear Section	S-Type	2.25"	2.25"	3.5" RD	4.5"	Bright	35	Single Split Rear	11845	
3.6L V6 AT/MT (except RS, Dual-mode exhaust)	14	Rear Section	S-Type	2.25"	2.25"	USES w/FACTORY GROUND FX PKG				Single Split Rear	11846	
<b>CAMARO V8</b>												
396/427 CID AT/MT RWD 2+4DR	67-69	Manifold-Back	S-Type	2.5"	2.5"						Single Split Rear	100414
396/427 CID AT/MT RWD 2+4DR	67-69	Header		2"	3"						17278*	
5.0L/5.7L V8 AT/MT RWD 2DR (inc. adapters)	84-92	Cat-Back™	S-Type	3"	3" Adj Sys	2.5" RD	7"	Bright	22	Single Split Rear	14888	
5.7L V8 AT/MT RWD 2DR (Single Cat.)	93-95	Cat-Back™	S-Type	3"	3" Adj Sys	3.8" x 3" SQ	6.75"	Bright	26	Dual Split Rear	14464	
5.7L V8 AT/MT RWD 2DR (Dual Cat.)	95-97	Cat-Back™	S-Type	3"	3" Adj Sys	3.8" x 3" SQ	6.75"	Bright	26	Dual Split Rear	14555	
5.7L V8 AT/MT RWD 2DR	98-02	Cat-Back™	S-Type	3"	3" Adj Sys	3.8" x 3" SQ	6.75"	Bright	26	Dual Split Rear	14780	
5.7L V8 AT/MT RWD 2DR	98-02	Cat-Back™	S-Type	3"	2.25"	4" RD	14"	Bright	36	Single Split Rear	140028	
6.2L V8 AT/MT RWD 2DR (does not fit conv.)	10-13	Cat-Back™	S-Type	3"	3"	4.5" RD	5.75"	Bright	35	Single Split Rear	140348	
6.2L V8 AT/MT RWD 2DR	10-13	Cat-Back™	Touring	2.5"	2.5"	4.5" RD	5.75"	Bright	35	Single Split Rear	140281	
6.2L V8 AT/MT RWD 2DR	10-13	Cat-Back™	S-Type	2.5"	2.5"	4.5" RD	5.75"	Bright	35	Single Split Rear	140280	
6.2L V8 AT/MT RWD 2DR	10-13	Cat-Back™	ATAK®	2.5"	2.5"	4.5" RD	5.75"	Bright	35	Single Split Rear	140356	
6.2L V8 AT/MT RWD 2DR (w/o tips)	10-13	Cat-Back™	S-Type	2.5"	2.5"	USES w/FACTORY GROUND FX PKG				Single Split Rear	140330	
6.2L V8 AT/MT RWD 2DR (w/o tips)	10-13	Cat-Back™	ATAK®	2.5"	2.5"	USES w/FACTORY GROUND FX PKG				Single Split Rear	140378	
6.2L V8 AT/MT RWD 2DR	10-13	Rear Section	Touring	2.5"	2.5"	4.5" RD	5.75"	Bright	35	Single Split Rear	11774	
6.2L V8 AT/MT RWD 2DR	10-13	Rear Section	S-Type	2.5"	2.5"	4.5" RD	5.75"	Bright	35	Single Split Rear	11775	
6.2L V8 AT/MT RWD 2DR	10-13	Rear Section	ATAK®	2.5"	2.5"	4.5" RD	5.75"	Bright	35	Single Split Rear	11788	
6.2L V8 AT/MT RWD 2DR (w/o tips)	10-13	Rear Section	S-Type	2.5"	2.5"	USES w/FACTORY GROUND FX PKG				Single Split Rear	11801	
6.2L V8 AT/MT RWD 2DR (w/o tips)	10-13	Rear Section	ATAK®	2.5"	2.5"	USES w/FACTORY GROUND FX PKG				Single Split Rear	11794	
6.2L V8 AT/MT RWD 2DR	10-13	Short Tube Header		1.65"	2.5"						17258*	
6.2L V8 AT/MT RWD 2DR	10-13	Long Tube Header		1.75"	2.5"						17249*	
6.2L V8 AT/MT RWD 2DR	10-15	X-Pipe		2.5"	2.5"						60512	



**TIP EXITS**  
ACTUAL PIPE CONTOURS VARY BY APPLICATION



**Borla**  
WE BUILD EXCITEMENT

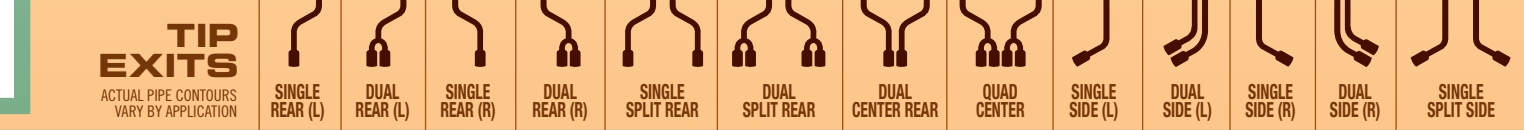


**EXHAUST SYSTEM APPLICATIONS**

**TIP & EXIT INFO — SEE IMAGES BELOW**

Model/Group	Years	Product (Details on Pg. 55)	Sound Level	Pipe Diameters		Tip Opening Size & Shape <sup>1</sup>	Tip Length	Tip Finish <sup>2</sup>	Tip Style	Tip Exit	Part #
				Primary(s)	Secondary(s)						
<b>» CHEVROLET (cont.)</b>											
<b>CAMARO V8 (cont.)</b>											
6.2L V8 AT/MT RWD 2DR	14-15	Cat-Back™	S-Type	2.5"	2.5"	4.5" RD	5.75"	Bright	35	Single Split Rear	140530
6.2L V8 AT/MT RWD 2DR	14-15	Cat-Back™	ATAK®	2.5"	2.5"	4.5" RD	5.75"	Bright	35	Single Split Rear	140532
6.2L V8 AT/MT RWD 2DR (w/o tips)	14	Cat-Back™	S-Type	2.5"	2.5"	USES w/FACTORY GROUND FX PKG				Single Split Rear	140531
6.2L V8 AT/MT RWD 2DR (w/o tips)	14	Cat-Back™	ATAK®	2.5"	2.5"	USES w/FACTORY GROUND FX PKG				Single Split Rear	140533
6.2L V8 AT/MT RWD 2DR	14-15	Rear Section	Touring	2.5"	2.5"	4.5" RD	5.75"	Bright	35	Single Split Rear	11847
6.2L V8 AT/MT RWD 2DR	14-15	Rear Section	S-Type	2.5"	2.5"	4.5" RD	5.75"	Bright	35	Single Split Rear	11849
6.2L V8 AT/MT RWD 2DR	14-15	Rear Section	ATAK®	2.5"	2.5"	4.5" RD	5.75"	Bright	35	Single Split Rear	11851
6.2L V8 AT/MT RWD 2DR (w/o tips)	14	Rear Section	Touring	2.5"	2.5"	USES w/FACTORY GROUND FX PKG				Single Split Rear	11848
6.2L V8 AT/MT RWD 2DR (w/o tips)	14	Rear Section	S-Type	2.5"	2.5"	USES w/FACTORY GROUND FX PKG				Single Split Rear	11850
6.2L V8 AT/MT RWD 2DR (w/o tips)	14	Rear Section	ATAK®	2.5"	2.5"	USES w/FACTORY GROUND FX PKG				Single Split Rear	11852
6.2L V8 AT/MT RWD 2DR	16	Cat-Back™	Touring	2.5"	2.5"	4.5" RD	5.75"	Bright	35	Single Split Rear	140660
6.2L V8 AT/MT RWD 2DR	16	Cat-Back™	S-Type	2.5"	2.5"	4.5" RD	5.75"	Bright	35	Single Split Rear	140661
6.2L V8 AT/MT RWD 2DR	16	Cat-Back™	ATAK®	2.5"	2.5"	4.5" RD	5.75"	Bright	35	Single Split Rear	140662
<b>CAMARO ZL1/1LE</b>											
6.2L V8 AT/MT 2DR w/Dual-mode Quad tip exhaust	12-15	Cat-Back™	S-Type	2.75"	2.75"	4" RD	7"	Bright	18	Dual Split Rear	140494
6.2L V8 AT/MT 2DR w/Dual-mode Quad tip exhaust	12-15	Cat-Back™	ATAK®	2.75"	2.75"	4" RD	7"	Bright	18	Dual Split Rear	140495
6.2L V8 AT/MT RWD 2DR	12-13	Short Tube Header		1.65"	2.5"						17258*
6.2L V8 AT/MT RWD 2DR	12-13	Long Tube Header		1.75"	2.5"						17249*
<b>CAPRICE CLASSIC</b>											
5.7L V8 AT RWD 4DR	94-96	Cat-Back™ (H-Pipe)	Touring	2.25"	2"	3.5" RD	7"	Bright	10	Single Split Rear	14504
<b>COLORADO</b>											
3.6L V6 AT 2+4WD CC SB EC LB 128" WB	15	Cat-Back™	S-Type	2.75"	2.75"	4" RD	12"	Bright	36	Single Rear (R)	140645
3.6L V6 AT 2+4WD CC LB 140.5" WB	15	Extension Pipe		2.75"	2.75"						60570
<b>CORVETTE C4</b>											
C4 5.7L V8 AT/MT	86-91	Cat-Back™	S-Type	3"	2.5"	6.69" x 3" REC	5.63"	Bright	34	Single Split Rear	140082
C4 5.7L V8 AT/MT	92-96	Cat-Back™	S-Type	2.5"	2.5"	7.25" x 2.4" REC	5.75"	Bright	32	Single Split Rear	14385
C4 5.7L V8 AT/MT (Conversion Y-Pipe req.)	84-91	Rear Section 2.5" Conv	S-Type	2.5"	2.5"	3.8" x 3" SQ	6.75"	Bright	26	Dual Split Rear	11376
C4 5.7L V8 AT/MT	85-90	Rear Section	S-Type	2.25"	2.25"	3.5" RD	6"	Bright	19	Dual Split Rear	11134
C4 5.7L V8 AT/MT	84-85	Conversion Y-Pipe		2.5"	2.5"						60001
C4 5.7L V8 AT/MT	86-91	Conversion Y-Pipe		2.5"	2.5"						60002
<b>CORVETTE C5/Z06</b>											
C5/Z06 5.7L V8 AT/MT	97-04	Cat-Back™	Touring	2.5"	2"	4.25" x 3.5" OV	6.75"	Bright	29	Dual Split Rear	140426
C5/Z06 5.7L V8 AT/MT	97-04	Cat-Back™	S-Type	2.5"	2.5"	4.5" RD	7"	Bright	37	Single Split Rear	140017
C5/Z06 5.7L V8 AT/MT	97-04	Cat-Back™	S-Type	2.5"	2"	4" RD	7"	Bright	47	Dual Split Rear	140038
C5/Z06 5.7L V8 AT/MT	97-04	Cat-Back™	S-Type	2.5"	2"	4.25" x 3.5" OV	6.75"	Bright	29	Dual Split Rear	140039
C5/Z06 5.7L V8 AT/MT	97-04	Cat-Back™	S-Type	2.5"	2"	4.25" x 3.5" OV	6.75"	Bright	29	Dual Split Rear	140427
C5/Z06 5.7L V8 AT/MT	97-04	Cat-Back™	ATAK®	2.5"	2"	4.25" x 3.5" OV	6.75"	Bright	29	Dual Split Rear	140428
C5/Z06 5.7L V8 AT/MT	97-04	Rear Section/ Pipes Only	S-Type	2.5"	2.5"	4" RD	8"	Bright	35	Single Split Rear	12649
C5 5.7L V8 AT/MT	97-04	Long Tube Header w/X-Pipe		1.75"	2.75"						17259*
C5/Z06 5.7L V8 AT/MT	97-04	X-Pipe									60087

Model/Group	Years	Product (Details on Pg. 55)	Sound Level	Pipe Diameters		Tip Opening Size & Shape <sup>1</sup>	Tip Length	Tip Finish <sup>2</sup>	Tip Style	Tip Exit	Part #
				Primary(s)	Secondary(s)						
<b>CORVETTE C6</b>											
C6 6.0L/6.2L AT/MT incl. Paddle Shift	05-08	Cat-Back™ w/X-Pipe	S-Type	2.5"	2"	4" RD	7"	Bright	47	Dual Split Rear	140128
C6 6.0L/6.2L AT/MT incl. Paddle Shift	05-08	Cat-Back™ w/X-Pipe	S-Type II	2.5"	2"	4" RD	7"	Bright	47	Dual Split Rear	140452
C6 6.0L/6.2L AT/MT incl. Paddle Shift	05-08	Cat-Back™ w/X-Pipe	ATAK®	2.5"	2"	4" RD	7"	Bright	47	Dual Split Rear	140453
C6 6.0L/6.2L AT/MT incl. Paddle Shift	05-08	Rear Section	Touring	2.5"	2"	4" RD	7"	Bright	47	Dual Split Rear	11814
C6 6.0L/6.2L AT/MT incl. Paddle Shift	05-08	Rear Section	S-Type	2.5"	2"	4" RD	7"	Bright	47	Dual Split Rear	11744
C6 6.0L/6.2L AT/MT incl. Paddle Shift	05-08	Rear Section	S-Type II	2.5"	2"	4" RD	7"	Bright	47	Dual Split Rear	11815
C6 6.0L/6.2L AT/MT incl. Paddle Shift	05-08	Rear Section	ATAK®	2.5"	2"	4" RD	7"	Bright	47	Dual Split Rear	11816
C6 6.0L/6.2L AT/MT incl. Paddle Shift	05-08	Long Tube Header		1.75"	2.75"						17260*
C6 6.0L/6.2L AT/MT incl. Paddle Shift	05-08	X-Pipe		2.5"	2.5"						60089
C6 6.2L AT/MT incl. Paddle Shift	09-11	Cat-Back™ w/X-Pipe	S-Type II	2.5"	2"	4" RD	7"	Bright	47	Dual Split Rear	140440
C6 6.2L AT/MT incl. Paddle Shift	09-11	Cat-Back™ w/X-Pipe	ATAK®	2.5"	2"	4" RD	7"	Bright	47	Dual Split Rear	140414
C6 6.2L AT/MT incl. Paddle Shift	09-13	Rear Section	Touring	2.5"	2"	4" RD	7"	Bright	47	Dual Split Rear	11810
C6 6.2L AT/MT incl. Paddle Shift	09-13	Rear Section	S-Type	2.5"	2"	4" RD	7"	Bright	47	Dual Split Rear	11766
C6 6.2L AT/MT incl. Paddle Shift	09-13	Rear Section	S-Type II	2.5"	2"	4" RD	7"	Bright	47	Dual Split Rear	11811
C6 6.2L AT/MT incl. Paddle Shift	09-13	Rear Section	ATAK®	2.5"	2"	4" RD	7"	Bright	47	Dual Split Rear	11812
C6 6.2L AT/MT incl. Paddle Shift	09-13	Long Tube Header w/X-Pipe		1.75"	2.75"						17276*
C6 6.2L AT/MT incl. Paddle Shift	09-11	X-Pipe		2.5"	2.5"						60505
C6 6.2L AT/MT incl. Paddle Shift	12-13	X-Pipe		2.5"	2.5"						60533*
<b>CORVETTE C6 Z06/ZR1</b>											
Z06/ZR1 7.0L/6.2L V8 MT	06-11	Cat-Back™ w/X-Pipe	S-Type	3"	2"	4.25" RD	6.13"	Bright	19	Dual Split Rear	140191
Z06/ZR1 7.0L/6.2L V8 MT	06-11	Cat-Back™ w/X-Pipe	S-Type II	3"	2"	4.25" RD	4"	Bright	19	Dual Split Rear	140679
Z06/ZR1 7.0L/6.2L V8 MT	06-11	Cat-Back™ w/X-Pipe	ATAK®	3"	2"	4.25" RD	6.13"	Bright	19	Dual Split Rear	140422
Z06/ZR1 7.0L/6.2L V8 MT	06-13	Rear Section	S-Type	3"	2"	4.25" RD	6.13"	Bright	19	Dual Split Rear	11761
Z06/ZR1 7.0L/6.2L V8 MT	06-13	Rear Section	S-Type II	3"	2"	4.25" RD	6.13"	Bright	19	Dual Split Rear	11917
Z06/ZR1 7.0L/6.2L V8 MT	06-13	Rear Section	ATAK®	3"	2"	4.25" RD	6.13"	Bright	19	Dual Split Rear	11822
Z06 7.0L V8 MT	06-13	Long Tube Header		1.75"	3"						17261*



EXHAUST SYSTEM APPLICATIONS

TIP & EXIT INFO — SEE IMAGES BELOW

Model/Group	Years	Product (Details on Pg. 55)	Sound Level	Pipe Diameters		Tip Opening Size & Shape¹	Tip Length	Tip Finish²	Tip Style	Tip Exit	Part #
				Primary(s)	Secondary(s)						
<b>» CHEVROLET (cont.)</b>											
<b>CORVETTE C7</b>											
C7 6.2L AT/MT w/AFM & NPP incl Paddle Shift	14-15	Rear Section	S-Type	2.75"	2.75"	4.25" RD	6.13"	Bright	19	Quad Center	11855
C7 6.2L AT/MT w/AFM & NPP incl Paddle Shift	14-15	Rear Section	S-Type	2.75"	2.75"	4.25" RD	6.13"	Black	54	Quad Center	11855BC
C7 6.2L AT/MT w/AFM & NPP incl Paddle Shift	14-15	Rear Section	S-Type	2.75"	2.75"	4.25" RD	6.13"	Bright	47	Quad Center	11874
C7 6.2L AT/MT w/AFM & NPP incl Paddle Shift	14-15	Rear Section	ATAK®	2.75"	2.75"	4.25" RD	6.13"	Bright	19	Quad Center	11856
C7 6.2L AT/MT w/AFM & NPP incl Paddle Shift	14-15	Rear Section	ATAK®	2.75"	2.75"	4.25" RD	6.13"	Black	54	Quad Center	11856BC
C7 6.2L AT/MT w/AFM & NPP incl Paddle Shift	14-15	Rear Section	ATAK®	2.75"	2.75"	4.25" RD	6.13"	Bright	47	Quad Center	11875
C7 6.2L AT/MT w/AFM incl Paddle Shift	14-15	Rear Section	S-Type	2.75"	2.25"	4.25" RD	6.13"	Bright	19	Quad Center	11862
C7 6.2L AT/MT w/AFM incl Paddle Shift	14-15	Rear Section	S-Type	2.75"	2"	4.25" RD	6.13"	Bright	47	Quad Center	11877
C7 6.2L AT/MT w/AFM incl Paddle Shift	14-15	Rear Section	ATAK®	2.75"	2.25"	4.25" RD	6.13"	Bright	19	Quad Center	11863
C7 6.2L AT/MT w/AFM incl Paddle Shift	14-15	Rear Section	ATAK®	2.75"	2.25"	4.25" RD	4.25"	Black	54	Quad Center	11863BC
C7 6.2L AT/MT w/AFM incl Paddle Shift	14-15	Rear Section	ATAK®	2.75"	2"	4.25" RD	6.13"	Bright	47	Quad Center	11878
C7 6.2L AT/MT incl Paddle Shift	14-15	Rear Section	S-Type	2.75"	2"	4.25" RD	6.13"	Bright	19	Quad Center	11868
C7 6.2L AT/MT incl Paddle Shift	14-15	Rear Section	S-Type	2.75"	2"	4.25" RD	6.13"	Bright	47	Quad Center	11880
C7 6.2L AT/MT incl Paddle Shift	14-15	Rear Section	ATAK®	2.75"	2"	4.25" RD	6.13"	Bright	19	Quad Center	11869
C7 6.2L AT/MT incl Paddle Shift	14-15	Rear Section	ATAK®	2.75"	2"	4.25" RD	6.13"	Black	54	Quad Center	11869BC
C7 6.2L AT/MT incl Paddle Shift	14-15	Rear Section	ATAK®	2.75"	2"	4.25" RD	6.13"	Bright	47	Quad Center	11881
C7 6.2L AT/MT incl Paddle Shift	14-15	Cat-Back™	S-Type	3"	2.5"	4.25" RD	6.13"	Bright	19	Quad Center	12669*
C7 6.2L AT/MT incl Paddle Shift	14-15	Long Tube Header		1.75"	2.75"	Requires X-Pipe 60548 and an Adapter					17289*
C7 6.2L AT/MT incl Paddle Shift	14-15	Front Muffler	Touring	2.75"	2.75"						60558
C7 6.2L AT/MT incl Paddle Shift	14-15	X-Pipe (Cat. Delete)		2.75"	2.75"	Use with factory manifolds					60547*
C7 6.2L AT/MT incl Paddle Shift	14-15	X-Pipe (Retains OE cats.)		2.75"	2.75"						60548
C7 6.2L AT/MT incl Paddle Shift	14-15	Header to X-Pipe Adapter (Cat. Delete)				Use with 60548					60550*
C7 6.2L AT/MT incl Paddle Shift	14-15	Header to X-Pipe Adapter (includes Cats.)				Use with 60548					60551*
C7 6.2L AT/MT incl Paddle Shift	14-15	Diffuser									77015
<b>CORVETTE C7 Z06/ZR1</b>											
6.2L supercharged AT/MT incl Paddle Shift w/NPP, w/o AFM	15	Rear Section	S-Type	2.75"	2.75"	4.25" RD	6.13"	Bright	19	Quad Center	11902
6.2L supercharged AT/MT incl Paddle Shift w/NPP, w/o AFM	15	Rear Section	S-Type	2.75"	2.75"	4.25" RD	6.13"	Bright	47	Quad Center	11904
6.2L supercharged AT/MT incl Paddle Shift w/NPP, w/o AFM	15	Rear Section	ATAK®	2.75"	2.75"	4.25" RD	6.13"	Bright	19	Quad Center	11903
6.2L supercharged AT/MT incl Paddle Shift w/NPP, w/o AFM	15	Rear Section	ATAK®	2.75"	2.75"	4.25" RD	6.13"	Bright	47	Quad Center	11905
6.2L supercharged AT/MT incl Paddle Shift	15	Rear Section	S-Type	2.75"	2"	4.25" RD	6.13"	Bright	19	Quad Center	11908
6.2L supercharged AT/MT incl Paddle Shift	15	Rear Section	S-Type	2.75"	2"	4.25" RD	6.13"	Bright	47	Quad Center	11910
6.2L supercharged AT/MT incl Paddle Shift	15	Rear Section	ATAK®	2.75"	2"	4.25" RD	6.13"	Bright	19	Quad Center	11909
6.2L supercharged AT/MT incl Paddle Shift	15	Rear Section	ATAK®	2.75"	2"	4.25" RD	6.13"	Bright	47	Quad Center	11911
C7 6.2L AT/MT incl Paddle Shift	14-15	X-Pipe (Retains OE cats.)		2.75"	2.75"						60548
<b>CRUZE</b>											
1.4L/1.8L AT/MT FWD 4DR	11-15	Cat-Back™	S-Type	2.25"	2.25"	3.5" x 2.75" OV	4"	Bright	17	Single Rear (L)	140352

Model/Group	Years	Product (Details on Pg. 55)	Sound Level	Pipe Diameters		Tip Opening Size & Shape¹	Tip Length	Tip Finish²	Tip Style	Tip Exit	Part #	
				Primary(s)	Secondary(s)							
<b>IMPALA</b>												
Impala (LS1 Swap) V8 AT/MT RWD 2+4DR	1962	Manifold-Back	Touring	2.5"	2"	2" RD TD			Bright	33	Single Split Rear	100405
Impala (LS1 Swap) V8 AT/MT RWD 2+4DR	1962	Manifold-Back	Touring	2.5"	2"	2" RD TD			Bright	33	Single Split Side	100405
Impala Small Block V8 AT/MT RWD 2+4DR	1962	Manifold-Back	Touring	2.5"	2"	2" RD TD			Bright	33	Single Split Rear	100409
Impala Small Block V8 AT/MT RWD 2+4DR	1962	Manifold-Back	Touring	2.5"	2"	2" RD TD			Bright	33	Single Split Side	100409
SS 5.7L V8 AT RWD 4DR	94-96	Cat-Back™ (H-Pipe)	Touring	2.25"	2"	4" RD	8.5"		Bright	10	Single Split Rear	14504
<b>SILVERADO 1500</b>												
4.8L/5.3L V8 AT/MT 2+4WD EC SB (inc Z-71) inc. Classic	99-07	Cat-Back™	Touring	3"	2.25"	4" RD	14"		Bright	36	Single Split Rear	14824
4.8L/5.3L V8 AT/MT 2+4WD RC SB inc. Classic	99-07	Cat-Back™	Touring	3"	2.25"	4" RD	12"		Bright	36	Single Split Side	14940
4.3L V6/4.8L/5.3L V8 AT/MT 2+4WD EC SB inc. Classic	99-07	Cat-Back™	Touring	3"	3"	4" RD	14"		Bright	36	Single Side (R)	140014
4.8L/5.3L/6.0L V8 AT/MT 2+4WD 4DR EC STB(78.7") CC SB (69.3")	07-08	Cat-Back™	Touring	2.75"	2.25"	4" RD	12"		Bright	36	Single Split Rear	140231
4.8L/5.3L/6.0L V8 AT/MT 2+4WD EC STB (78.7") CC SB (69.3")	07-08	Cat-Back™	Touring	2.75"	2.75"	4" RD	14"		Bright	36	Single Side (R)	140230
4.8L/5.3L/6.0L V8 AT/MT 2+4WD EC STB (78.7") CC SB (69.3")	07-08	Cat-Back™	Touring	2.75"	2.25"	4" RD	12"		Bright	36	Single Split Side	140232
4.8L/5.3L/6.0L V8 AT/MT 2+4WD 4DR EC STB (78.7") CC SB (69.3")	09-13	Cat-Back™	Touring	2.75"	2.25"	4" RD	14"		Bright	36	Single Split Rear	140340
4.8L/5.3L/6.0L V8 AT/MT 2+4WD 4DR EC STB (78.7") CC SB (69.3")	09-13	Cat-Back™	Touring	2.75"	2.25"	4" RD	14"		Bright	36	Single Split Side	140341
4.8L/5.3L/6.0L V8 AT/MT 2+4WD 4DR EC STB (78.7") CC SB (69.3")	09-13	Cat-Back™	Touring	2.75"	2.75"	4" RD	13"		Bright	36	Single Side (R)	140343
4.8L/5.3L/6.0L V8 AT/MT 2+4WD 4DR EC STB (78.7") CC SB (69.3")	09-13	Cat-Back™	S-Type	2.75"	2.25"	4" RD	14"		Bright	36	Single Split Rear	140429
4.8L/5.3L/6.0L V8 AT/MT 2+4WD 2DR RC STB (78.7")	09-13	Cat-Back™	Touring	2.75"	2.25"	4" RD	14"		Bright	36	Single Split Side	140342
4.8L/5.3L/6.0L V8 AT/MT 2+4WD 2DR RC STB (78.7")	09-13	Cat-Back™	Touring	2.75"	2.25"	4" RD	14"		Bright	36	Single Split Rear	140344
6.2L V8 AT 2+4WD 2+4DR EC STB (78.7") CC SB (69.3")	11-13	Cat-Back™	Touring	3.5"	2.25"	4" RD	14"		Bright	36	Single Split Rear	140420
6.2L V8 AT 2+4WD 4DR EC STB (78.7") CC SB (69.3")	11-13	Cat-Back™	Touring	3.5"	3.5"	4" RD	10"		Bright	36	Single Side (R)	140425
6.2L V8 AT 2+4WD 2+4DR EC STB (78.7") CC SB (69.3")	11-13	Cat-Back™	S-Type	3.5"	2.25"	4" RD	14"		Bright	36	Single Split Rear	140437



**SOUND LEVELS**  
FULL DETAILS PGS. 6-7

**TIP EXITS**  
ACTUAL PIPE CONTOURS VARY BY APPLICATION

- SINGLE REAR (L)
- DUAL REAR (L)
- SINGLE REAR (R)
- DUAL REAR (R)
- SINGLE SPLIT REAR
- DUAL SPLIT REAR
- DUAL CENTER REAR
- QUAD CENTER
- SINGLE SIDE (L)
- DUAL SIDE (L)
- SINGLE SIDE (R)
- DUAL SIDE (R)
- SINGLE SPLIT SIDE

# EXHAUST SYSTEM APPLICATIONS

TIP & EXIT INFO — SEE IMAGES BELOW

Model/Group	Years	Product (Details on Pg. 55)	Sound Level	Pipe Diameters		Tip Opening Size & Shape <sup>1</sup>	Tip Length	Tip Finish <sup>2</sup>	Tip Style	Tip Exit	Part #
				Primary(s)	Secondary(s)						
<b>» CHEVROLET (cont.)</b>											
<b>SILVERADO 1500 (cont.)</b>											
5.3L V8 AT/MT 2+4WD 4DR EC STB (78.7") CC SB (69.3") WB 143.5"	14-16	Cat-Back™	Touring	2.75"	2.25"	4" RD	14"	Bright	36	Single Split Rear	140535
5.3L V8 AT/MT 2+4WD 4DR EC STB (78.7") CC SB (69.3") WB 143.5"	14-16	Cat-Back™	Touring	2.75"	2.25"	4" RD	14"	Black	49	Single Split Rear	140535BC
5.3L V8 AT/MT 2+4WD 4DR EC STB (78.7") CC SB (69.3") WB 143.5"	14-16	Cat-Back™	S-Type	2.75"	2.25"	4" RD	14"	Bright	36	Single Split Rear	140536
5.3L V8 AT/MT 2+4WD 4DR EC STB (78.7") CC SB (69.3") WB 143.5"	14-16	Cat-Back™	S-Type	2.75"	2.25"	4" RD	14"	Black	49	Single Split Rear	140536BC
5.3L V8 AT/MT 2+4WD 4DR EC STB (78.7") CC SB (69.3") WB 143.5"	14-16	Cat-Back™	ATAK®	2.75"	2.25"	4" RD	14"	Bright	36	Single Split Rear	140537
5.3L V8 AT/MT 2+4WD 4DR EC STB (78.7") CC SB (69.3") WB 143.5"	14-16	Cat-Back™	ATAK®	2.75"	2.25"	4" RD	14"	Black	49	Single Split Rear	140537BC
5.3L V8 AT/MT 2+4WD 4DR EC STB (78.7") CC SB (69.3") WB 143.5"	14-16	Cat-Back™	Touring	2.75"	2.25"	4" RD	14"	Bright	36	Single Split Side	140544
5.3L V8 AT/MT 2+4WD 4DR EC STB (78.7") CC SB (69.3") WB 143.5"	14-16	Cat-Back™	S-Type	2.75"	2.25"	4" RD	14"	Bright	36	Single Split Side	140545
5.3L V8 AT/MT 2+4WD 4DR EC STB (78.7") CC SB (69.3") WB 143.5"	14-16	Cat-Back™	ATAK®	2.75"	2.25"	4" RD	14"	Bright	36	Single Split Side	140546
5.3L V8 AT/MT 2+4WD 4DR EC STB (78.7") CC SB (69.3") WB 143.5"	14-16	Cat-Back™	S-Type	2.75"	2.25"	4" RD	14"	Bright	18	Dual Side (R)	140550
5.3L V8 AT/MT 2+4WD 4DR EC STB (78.7") CC SB (69.3") WB 143.5"	14-16	Cat-Back™	S-Type	2.75"	2.25"	4" RD	14"	Black	50	Dual Side (R)	140550BC
5.3L V8 AT/MT 2+4WD 4DR CC STB (78.7") WB 153"	14-16	Cat-Back™	Touring	2.75"	2.25"	4" RD	14"	Bright	36	Single Split Rear	140538
5.3L V8 AT/MT 2+4WD 4DR CC STB (78.7") WB 153"	14-16	Cat-Back™	Touring	2.75"	2.25"	4" RD	14"	Black	49	Single Split Rear	140538BC
5.3L V8 AT/MT 2+4WD 4DR CC STB (78.7") WB 153"	14-16	Cat-Back™	S-Type	2.75"	2.25"	4" RD	14"	Bright	36	Single Split Rear	140539
5.3L V8 AT/MT 2+4WD 4DR CC STB (78.7") WB 153"	14-16	Cat-Back™	ATAK®	2.75"	2.25"	4" RD	14"	Bright	36	Single Split Rear	140540
5.3L V8 AT/MT 2+4WD 4DR CC STB (78.7") WB 153"	14-16	Cat-Back™	Touring	2.75"	2.25"	4" RD	14"	Bright	36	Single Split Side	140547
5.3L V8 AT/MT 2+4WD 4DR CC STB (78.7") WB 153"	14-16	Cat-Back™	S-Type	2.75"	2.25"	4" RD	14"	Bright	36	Single Split Side	140548
5.3L V8 AT/MT 2+4WD 4DR CC STB (78.7") WB 153"	14-16	Cat-Back™	ATAK®	2.75"	2.25"	4" RD	14"	Bright	36	Single Split Side	140549
5.3L V8 AT/MT 2+4WD 4DR CC STB (78.7") WB 153"	14-16	Cat-Back™	S-Type	2.75"	2.25"	4" RD	14"	Bright	18	Dual Side (R)	140551
5.3L V8 AT/MT 2+4WD 4DR CC STB (78.7") WB 153"	14-16	Cat-Back™	S-Type	2.75"	2.25"	4" RD	14"	Black	50	Dual Side (R)	140551BC
6.2L V8 AT/MT 2+4WD 4DR EC STB (78.7") CC SB (69.3") WB 143.5"	14-16	Cat-Back™	Touring	3.5"	2.25"	4" RD	14"	Bright	36	Single Split Rear	140570
6.2L V8 AT/MT 2+4WD 4DR EC STB (78.7") CC SB (69.3") WB 143.5"	14-16	Cat-Back™	S-Type	3.5"	2.25"	4" RD	14"	Bright	36	Single Split Rear	140571
6.2L V8 AT/MT 2+4WD 4DR EC STB (78.7") CC SB (69.3") WB 143.5"	14-16	Cat-Back™	ATAK®	3.5"	2.25"	4" RD	14"	Bright	36	Single Split Rear	140572
6.2L V8 AT/MT 2+4WD 4DR EC STB (78.7") CC SB (69.3") WB 143.5"	14-16	Cat-Back™	S-Type	3.5"	2.25"	4" RD	14"	Bright	18	Dual Side (R)	140576
6.2L V8 AT/MT 2+4WD 4DR EC STB (78.7") CC SB (69.3") WB 143.5"	14-16	Cat-Back™	ATAK®	3.5"	2.25"	4" RD	14"	Bright	18	Dual Side (R)	140577

Model/Group	Years	Product (Details on Pg. 55)	Sound Level	Pipe Diameters		Tip Opening Size & Shape <sup>1</sup>	Tip Length	Tip Finish <sup>2</sup>	Tip Style	Tip Exit	Part #
				Primary(s)	Secondary(s)						
<b>SS</b>											
6.2L AT RWD 4DR	14-15	Rear Section	Touring	2.25"	2.25"	3.19" RD	5"	Bright	47	Dual Split Rear	11884
6.2L AT RWD 4DR	14-15	Rear Section	S-Type	2.25"	2.25"	3.19" RD	5"	Bright	47	Dual Split Rear	11885
<b>SUBURBAN 1500</b>											
5.3L V8 AT 2+4WD 4DR	07-08	Cat-Back™	Touring	2.75"	2"	4.25" x 3.5" OV	12"	Bright	29	Dual Side (R)	140235
5.3L AT 2+4WD 4DR	09-14	Cat-Back™	Touring	3"	2.25"	4" RD	12"	Bright	18	Dual Side (R)	140423
5.3L V8 AT 2+4WD 4DR	15	Cat-Back™	Touring	2.75"	2.25"	4" RD	12"	Bright	18	Dual Side (R)	140558
<b>SUBURBAN 2500</b>											
6.0L V8 AT 2+4WD 4DR	07-08	Cat-Back™	Touring	2.75"	2"	4.25" x 3.5" OV	12"	Bright	29	Dual Side (R)	140235
<b>TAHOE</b>											
4.8L/5.3L V8 AT 2+4WD 4DR	07-08	Cat-Back™	Touring	2.75"	2"	4" RD	13"	Bright	18	Dual Side (R)	140193
5.3L V8 AT 2+4WD 4DR	09-13	Cat-Back™	Touring	3"	2.5"	4" RD	12"	Bright	18	Dual Side (R)	140424
5.3L V8 AT 2+4WD 4DR	15	Cat-Back™	Touring	2.75"	2.25"	4" RD	12"	Bright	18	Dual Side (R)	140557
<b>TRAILBLAZER SS</b>											
6.0L V8 AT 2+4WD 4DR	06-09	Cat-Back™	S-Type	3"	2.25"	4" RD	12"	Bright	36	Single Split Rear	140206
<b>» CHRYSLER</b>											
<b>300</b>											
3.6L V6 AT/MT RWD 4DR	11-14	Cat-Back™	Touring	2.25"	2.25"	USES FACTORY STOCK EXIT				Single Split Rear	140448
<b>300C</b>											
5.7L V8 AT RWD/AWD 4DR	05-10	Cat-Back™	S-Type	2.5"	2.25"	5" RD	12"	Bright	39	Single Split Rear	140125
5.7L V8 w/Eagle Head AT/MT RWD 4DR	09-10	Long Tube Header		1.75"	2.5"						17256*
5.7L V8 AT/MT RWD/AWD 4DR	11-14	Cat-Back™	Touring	2.5"	2.5"	USES FACTORY STOCK EXIT				Single Split Rear	140442
5.7L V8 AT/MT RWD/AWD 4DR	11-14	Cat-Back™	S-Type	2.5"	2.5"	USES FACTORY STOCK EXIT				Single Split Rear	140443
5.7L V8 AT/MT RWD/AWD 4DR	15	Cat-Back™	Touring	2.5"	2.5"	USES FACTORY STOCK EXIT				Single Split Rear	140635
5.7L V8 AT/MT RWD/AWD 4DR	15	Cat-Back™	S-Type	2.5"	2.5"	USES FACTORY STOCK EXIT				Single Split Rear	140636
5.7L V8 AT/MT RWD/AWD 4DR	15	Cat-Back™	ATAK®	2.5"	2.5"	USES FACTORY STOCK EXIT				Single Split Rear	140637
SRT-8 6.1L V8 AT RWD 4DR	05-10	Cat-Back™	S-Type	2.75"	2.75"	4" RD	8"	Bright	35	Single Split Rear	140305
SRT-8 6.1L V8 AT RWD 4DR	05-10	Cat-Back™	ATAK®	2.75"	2.75"	4" RD	10.5"	Bright	36	Single Split Rear	140407
SRT-8 6.4L V8 AT RWD 4DR	12-14	Rear Section	S-Type	3"	3"	4.5" RD	10"	Bright	35	Single Split Rear	11832
SRT-8 6.4L V8 AT RWD 4DR	12-14	Rear Section	S-Type	3"	3"	4.5" RD	10"	Black	49	Single Split Rear	11832BC
SRT-8 6.4L V8 AT RWD 4DR	12-14	Rear Section	ATAK®	3"	3"	4.5" RD	10"	Bright	35	Single Split Rear	11833
SRT-8 6.1L/6.4L V8 AT/MT RWD 4DR	08-14	Long Tube Header		1.75"	2.75"						17250*



**SOUND LEVELS**  
FULL DETAILS PGS. 6-7



**TIP EXITS**  
ACTUAL PIPE CONTOURS VARY BY APPLICATION



**TIP STYLES**  
FOR EXHAUST SYSTEMS ON THESE TWO PAGES




**Borja**  
WE BUILD EXCITEMENT

# EXHAUST SYSTEM APPLICATIONS

TIP & EXIT INFO — SEE IMAGES BELOW

Model/Group	Years	Product (Details on Pg. 55)	Sound Level	Pipe Diameters		Tip Opening Size & Shape <sup>1</sup>	Tip Length	Tip Finish <sup>2</sup>	Tip Style	Tip Exit	Part #
				Primary(s)	Secondary(s)						
<b>» DODGE</b>											
<b>CHALLENGER SE/SXT</b>											
SE 3.5L V6 AT RWD 2DR	09-10	Cat-Back™	S-Type	2"	2"	4" x 2.5" REC		Bright	43	Dual Split Rear	140316
SXT 3.6L V6 AT/MT RWD 2DR	11-14	Cat-Back™	S-Type	2.25"	2.25"	4" x 2.5" REC		Bright	43	Dual Split Rear	140482
SXT 3.6L V6 AT/MT RWD 2DR	15	Cat-Back™	S-Type	2.25"	2.25"	USES FACTORY STOCK EXIT				Dual Split Rear	140649
SXT 3.6L V6 AT/MT RWD 2DR	15	Cat-Back™	ATAK®	2.25"	2.25"	USES FACTORY STOCK EXIT				Dual Split Rear	140650
<b>CHALLENGER RT</b>											
RT 5.7L V8 AT/MT RWD 2DR	09-14	Cat-Back™	Touring	2.5"	2.5"	4" x 2.5" REC		Bright	43	Dual Split Rear	140297
RT 5.7L V8 AT/MT RWD 2DR	09-14	Cat-Back™	S-Type	2.5"	2.5"	4" x 2.5" REC		Bright	43	Dual Split Rear	140306
RT 5.7L V8 AT/MT RWD 2DR	09-14	Cat-Back™	ATAK®	2.5"	2.5"	4" x 2.5" REC		Bright	43	Dual Split Rear	140384
5.7L V8 w/Eagle Head AT/MT RWD 4DR	09-14	Long Tube Header		1.75"	2.5"						17256*
RT 5.7L V8 AT/MT RWD 2DR	15	Cat-Back™	Touring	2.5"	2.5"	4" x 2.5" REC		Bright	43	Dual Split Rear	140626
RT 5.7L V8 AT/MT RWD 2DR	15	Cat-Back™	S-Type	2.5"	2.5"	4" x 2.5" REC		Bright	43	Dual Split Rear	140627
RT 5.7L V8 AT/MT RWD 2DR	15	Cat-Back™	ATAK®	2.5"	2.5"	4" x 2.5" REC		Bright	43	Dual Split Rear	140628
<b>CHALLENGER SRT-8</b>											
SRT-8 6.1L V8 AT/MT RWD 2DR	08-10	Cat-Back™	S-Type	2.75"	2.75"	4" x 2.5" REC		Bright	43	Dual Split Rear	140286
392 SRT-8 6.4L V8 AT/MT RWD 2DR	11-14	Cat-Back™	S-Type	2.75"	2.75"	4" x 2.5" REC		Bright	43	Dual Split Rear	140435
392 SRT-8 6.4L V8 AT/MT RWD 2DR	11-14	Cat-Back™	ATAK®	2.75"	2.75"	4" x 2.5" REC		Bright	43	Dual Split Rear	140436
SRT-8 6.1L/6.4L V8 AT/MT RWD 2DR	08-14	Long Tube Header		1.75"	2.75"						17250*
SRT-8/392Hemi 6.4L V8 AT/MT RWD 2DR w/valves	15	Cat-Back™	Touring	2.75"	2.75"	USES FACTORY STOCK EXIT				Dual Split Rear	140639
SRT-8/392Hemi 6.4L V8 AT/MT RWD 2DR w/valves	15	Cat-Back™	S-Type	2.75"	2.75"	USES FACTORY STOCK EXIT				Dual Split Rear	140640
SRT-8/392Hemi 6.4L V8 AT/MT RWD 2DR w/valves	15	Cat-Back™	ATAK®	2.75"	2.75"	USES FACTORY STOCK EXIT				Dual Split Rear	140641
SRT-8 Hellcat 6.4L V8 AT/MT RWD 2DR w/valves	15	Cat-Back™	S-Type	2.75"	2.75"	USES FACTORY STOCK EXIT				Dual Split Rear	140642
SRT-8 Hellcat 6.4L V8 AT/MT RWD 2DR w/valves	15	Cat-Back™	ATAK®	2.75"	2.75"	USES FACTORY STOCK EXIT				Dual Split Rear	140646
SRT-8 Hellcat 6.4L V8 AT/MT RWD 2DR w/o valves	15	Cat-Back™	S-Type	2.75"	2.75"	USES FACTORY STOCK EXIT				Dual Split Rear	140647
SRT-8 Hellcat 6.4L V8 AT/MT RWD 2DR w/o valves	15	Cat-Back™	ATAK®	2.75"	2.75"	USES FACTORY STOCK EXIT				Dual Split Rear	140648

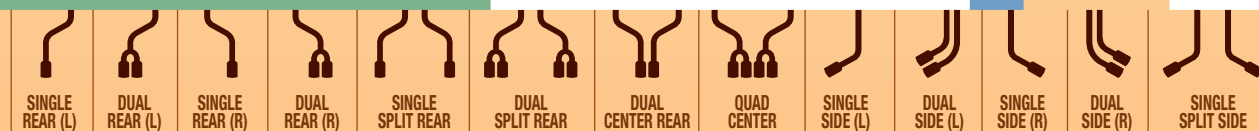
Model/Group	Years	Product (Details on Pg. 55)	Sound Level	Pipe Diameters		Tip Opening Size & Shape <sup>1</sup>	Tip Length	Tip Finish <sup>2</sup>	Tip Style	Tip Exit	Part #
				Primary(s)	Secondary(s)						
<b>CHARGER SE/SXT</b>											
SXT/SE 3.5L V6 AT/MT RWD/AWD 4DR	06-10	Cat-Back™	S-Type	2.5"	2.25"	4.25" x 3.5" OV	7.75"	Bright	17	Single Split Rear	140197
3.6L V6 AT/MT RWD 4DR	11-14	Cat-Back™	S-Type	2.5"	2.5"						
<b>CHARGER RT</b>											
RT 5.7L V8 AT RWD/AWD 4DR	06-10	Cat-Back™	S-Type	2.5"	2.25"	5" RD	12"	Bright	39	Single Split Rear	140125
5.7L V8 w/Eagle Head AT/MT RWD 4DR	09-10	Long Tube Header		1.75"	2.5"						
RT 5.7L V8 AT/MT RWD/AWD 4DR	11-14	Cat-Back™	Touring	2.5"	2.5"	USES FACTORY STOCK EXIT				Single Split Rear	140442
RT 5.7L V8 AT/MT RWD/AWD 4DR	11-14	Cat-Back™	S-Type	2.5"	2.5"	USES FACTORY STOCK EXIT				Single Split Rear	140443
RT 5.7L V8 AT/MT RWD/AWD 4DR	15	Cat-Back™	Touring	2.5"	2.5"	USES FACTORY STOCK EXIT				Single Split Rear	140635
RT 5.7L V8 AT/MT RWD/AWD 4DR	15	Cat-Back™	S-Type	2.5"	2.5"	USES FACTORY STOCK EXIT				Single Split Rear	140636
RT 5.7L V8 AT/MT RWD/AWD 4DR	15	Cat-Back™	ATAK®	2.5"	2.5"	USES FACTORY STOCK EXIT				Single Split Rear	140637
<b>CHARGER SRT-8</b>											
SRT-8 6.1L V8 AT RWD 4DR	06-10	Cat-Back™	S-Type	2.75"	2.75"	4" RD	8"	Bright	35	Single Split Rear	140305
SRT-8 6.1L V8 AT RWD 4DR	06-10	Cat-Back™	ATAK®	2.75"	2.75"	4" RD	10.5"	Bright	36	Single Split Rear	140407
SRT-8 6.4L V8 AT RWD 4DR	12-14	Rear Section	S-Type	3"	3"	4.5" RD	10"	Bright	35	Single Split Rear	11832
SRT-8 6.4L V8 AT RWD 4DR	12-14	Rear Section	S-Type	3"	3"	4.5" RD	10"	Black	49	Single Split Rear	11832BC
SRT-8 6.4L V8 AT RWD 4DR	12-14	Rear Section	ATAK®	3"	3"	4.5" RD	10"	Bright	35	Single Split Rear	11833
SRT-8 6.1L/6.4L V8 AT/MT RWD 4DR	08-14	Long Tube Header		1.75"	2.75"						17250*
<b>DURANGO</b>											
5.7L AT 2+4WD 4DR	11-15	Cat-Back™	Touring	2.5"	2.5"	4" RD	6"	Bright	35	Single Split Rear	140449
<b>MAGNUM</b>											
SXT/SE 3.5L V6 AT/MT RWD/AWD 4DR	05-08	Cat-Back™	S-Type	2.5"	2.25"	4.25" x 3.5" OV	7.75"	Bright	17	Single Split Rear	140197
RT 5.7L V8 AT RWD/AWD 4DR	05-08	Cat-Back™	S-Type	2.5"	2.25"						
SRT-8 6.1L V8 AT RWD 4DR	05-08	Cat-Back™	S-Type	2.75"	2.75"	4" RD	8"	Bright	35	Single Split Rear	140305
SRT-8 6.1L V8 AT RWD 4DR	06-08	Cat-Back™	ATAK®	2.75"	2.75"	4" RD	10.5"	Bright	36	Single Split Rear	140407
SRT-8 6.1L/6.4L V8 AT/MT RWD 4DR	06-08	Long Tube Header		1.75"	2.75"						17250*
<b>NEON</b>											
SRT-4 2.4L Turbo MT FWD 4DR	03-05	Cat-Back™	S-Type	2.5"	2.25"	4" RD	12"	Bright	36	Single Split Rear	140070
<b>STEALTH</b>											
R/T V6 Twin Turbo AT/MT AWD 2DR	91-96	Cat-Back™	S-Type	3"	2.5"	3.5" RD	7"	Bright	10	Single Split Rear	15443
<b>VIPER</b>											
GTS/RT-10 8.0L V10 MT RWD 2DR	96-02	Cat-Back™	Touring	3"	3"	4" RD	6.25"	Bright	18	Dual Center Rear	140049
GTS/RT-10 8.0L V10 MT RWD 2DR	96-02	Cat-Back™	S-Type	3"	3"	4" RD	6.25"	Bright	18	Dual Center Rear	14663
SRT-10 8.3L V10 MT RWD 2DR	03-08	Cat-Back™	S-Type	2.5"	2.5"	3.63" RD	3"	Bright	35	Single Split Side	140048




**SOUND LEVELS**  
FULL DETAILS PGS. 6-7



**TIP EXITS**  
ACTUAL PIPE CONTOURS VARY BY APPLICATION



**TIP STYLES**  
FOR EXHAUST SYSTEMS ON THESE TWO PAGES



**Borja**  
WE BUILD EXCITEMENT

# EXHAUST SYSTEM APPLICATIONS

TIP & EXIT INFO — SEE IMAGES BELOW

Model/Group	Years	Product (Details on Pg. 55)	Sound Level	Pipe Diameters		Tip Opening Size & Shape <sup>1</sup>	Tip Length	Tip Finish <sup>2</sup>	Tip Style	Tip Exit	Part #
				Primary(s)	Secondary(s)						
<b>» FORD</b>											
<b>CROWN VICTORIA</b>											
4.6L AT RWD 4DR	03-11	Cat-Back™	Touring	2.25"	2"			Bright	33	Single Split Rear	140360
<b>F-150 TRUCKS</b>											
4.6L/5.4L V8 AT/MT 2+4WD RC EC SB	98-03	Cat-Back™	Touring	2.5"	2.25"	4" RD	14"	Bright	36	Single Split Rear	14808
4.6L/5.4L V8 AT/MT 2+4WD CC SB	98-03	Cat-Back™	Touring	2.5"	2.25"	4" RD	14"	Bright	36	Single Split Rear	14925
Lightning 5.4L V8 SprChrgd AT 2WD 2DR RC SB	99-04	Cat-Back™	S-Type	2.5"	2.5"	3" RD	10.75"	Bright	24	Dual Side (R)	14872
4.6L/5.4L V8 AT/MT 2+4WD EC CC SB	6/04-08	Cat-Back™	Touring	3"	3"	4" RD	14"	Bright	36	Single Side (R)	140136
4.6L/5.4L V8 AT/MT 2+4WD EC CC SB	6/04-08	Cat-Back™	Touring	3"	2.25"	4" RD	14"	Bright	36	Single Split Rear	140137
4.6L/5.4L V8 AT/MT 2+4WD EC CC SB	09-10	Cat-Back™	S-Type	3"	2.25"	4" RD	14"	Bright	36	Single Split Rear	140291
Raptor 5.4L V8 AT/MT 2+4WD EC CC SB (67.0")	09-10	Cat-Back™	S-Type	3"	2.5"	4" RD	14"	Bright	18	Dual Side (R)	140346
Raptor 6.2L V8 AT 4WD EC CC SB (67.0")	10-14	Cat-Back™	Touring	3"	2.5"	4" RD	14"	Bright	18	Dual Side (R)	140404
Raptor 6.2L V8 AT 4WD EC CC SB (67.0")	10-14	Cat-Back™	S-Type	3"	2.5"	4" RD	14"	Bright	18	Dual Side (R)	140383
Harley Davidson 6.2L V8 AT 4WD EC CC SB (67.0")	11-13	Cat-Back™	Touring	3"	2.5"	4" RD	14"	Bright	18	Dual Side (R)	140404
Harley Davidson 6.2L V8 AT 4WD EC CC SB (67.0")	11-13	Cat-Back™	S-Type	3"	2.5"	4" RD	14"	Bright	18	Dual Side (R)	140383
3.5L V6 Ecoboost AT 2+4WD 2+4DR EC STB (78") CC SB (67.0")	11-14	Cat-Back™	Touring	3"	2.25"	4" RD	14"	Bright	36	Single Split Rear	140438
3.5L V6 Ecoboost AT 2+4WD 2+4DR EC STB (78"), CC SB (67.0")	11-14	Cat-Back™	S-Type	3"	2.25"	4" RD	14"	Bright	36	Single Split Rear	140466
5.0L AT/MT 2+4WD EC STB(78.8") CC SB (67.0")WB 144.5"	11-14	Cat-Back™	Touring	3"	2.25"	4" RD	12"	Bright	18	Dual Side (R)	140415
5.0L AT/MT 2+4WD EC STB(78.8") CC SB (67.0")WB 144.5"	11-14	Cat-Back™	S-Type	3"	2.25"	4" RD	14"	Bright	36	Single Split Rear	140416
5.0L AT/MT 2+4WD EC STB (78.8") CC SB (67.0")WB 144.5"	11-14	Cat-Back™	ATAK®	3"	2.25"	4" RD	14"	Bright	36	Single Split Rear	140417
Raptor 6.2L V8 AT/MT 2+4WD EC CC SB (67.0") STB (78")	11-14	Long Tube Header		1.75"	2.75"						17286*
5.0L AT/MT 2+4WD 4DR CC STB (78") WB 156.5"	11-14	Adapter Pipe - for use with 140415, 140416 and 140517 to allow them to fit CC STB Trucks									60554

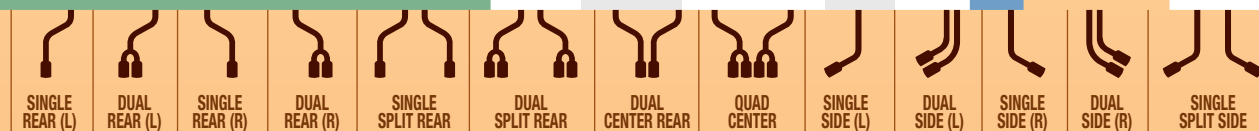


**SOUND LEVELS**  
FULL DETAILS PGS. 6-7



## TIP EXITS

ACTUAL PIPE CONTOURS VARY BY APPLICATION



Model/Group	Years	Product (Details on Pg. 55)	Sound Level	Pipe Diameters		Tip Opening Size & Shape <sup>1</sup>	Tip Length	Tip Finish <sup>2</sup>	Tip Style	Tip Exit	Part #
				Primary(s)	Secondary(s)						
<b>F-150 TRUCKS (cont.)</b>											
3.5L/2.7L V6 Ecoboost/5.0L V8 ATMT 2+4WD EC STB (78.8") CC SB (67.0") WB 145"	15-16	Cat-Back™	Touring	3"	2.25"	4" RD	12"	Bright	36	Single Split Rear	140614
3.5L/2.7L V6 Ecoboost/5.0L V8 ATMT 2+4WD EC STB (78.8") CC SB (67.0") WB 145"	15-16	Cat-Back™	Touring	3"	2.25"	4" RD	12"	Black	49	Single Split Rear	140614BC
3.5L/2.7L V6 Ecoboost/5.0L V8 ATMT 2+4WD EC STB (78.8") CC SB (67.0") WB 145"	15-16	Cat-Back™	S-Type	3"	2.25"	4" RD	12"	Bright	36	Single Split Rear	140615
3.5L/2.7L V6 Ecoboost/5.0L V8 ATMT 2+4WD EC STB (78.8") CC SB (67.0") WB 145"	15-16	Cat-Back™	S-Type	3"	2.25"	4" RD	12"	Black	49	Single Split Rear	140615BC
3.5L/2.7L V6 Ecoboost/5.0L V8 ATMT 2+4WD EC STB (78.8") CC SB (67.0") WB 145"	15-16	Cat-Back™	ATAK®	3"	2.25"	4" RD	12"	Bright	36	Single Split Rear	140616
3.5L/2.7L V6 Ecoboost/5.0L V8 ATMT 2+4WD EC STB (78.8") CC SB (67.0") WB 145"	15-16	Cat-Back™	ATAK®	3"	2.25"	4" RD	12"	Black	49	Single Split Rear	140616BC
3.5L/2.7L V6 Ecoboost/5.0L V8 ATMT 2+4WD EC STB (78.8") CC SB (67.0") WB 145"	15-16	Cat-Back™	Touring	3"	2.25"	4" RD	12"	Bright	18	Dual Side (R)	140617
3.5L/2.7L V6 Ecoboost/5.0L V8 ATMT 2+4WD EC STB (78.8") CC SB (67.0") WB 145"	15-16	Cat-Back™	Touring	3"	2.25"	4" RD	12"	Black	50	Dual Side (R)	140617BC
3.5L/2.7L V6 Ecoboost/5.0L V8 ATMT 2+4WD EC STB (78.8") CC SB (67.0") WB 145"	15-16	Cat-Back™	S-Type	3"	2.25"	4" RD	12"	Bright	18	Dual Side (R)	140618
3.5L/2.7L V6 Ecoboost/5.0L V8 ATMT 2+4WD EC STB (78.8") CC SB (67.0") WB 145"	15-16	Cat-Back™	S-Type	3"	2.25"	4" RD	12"	Black	50	Dual Side (R)	140618BC
3.5L/2.7L V6 Ecoboost/5.0L V8 ATMT 2+4WD EC STB (78.8") CC SB (67.0") WB 145"	15-16	Cat-Back™	ATAK®	3"	2.25"	4" RD	12"	Bright	18	Dual Side (R)	140619
3.5L/2.7L V6 Ecoboost/5.0L V8 ATMT 2+4WD EC STB (78.8") CC SB (67.0") WB 145"	15-16	Cat-Back™	ATAK®	3"	2.25"	4" RD	12"	Black	50	Dual Side (R)	140619BC
3.5L/2.7L V6 Ecoboost/5.0L V8 ATMT 2+4WD CC STB (78.8") WB 157"	15-16	Adapter		3"		Adapts Cat-Backs for CC SB to use on CC STB					60556
3.5L/2.7L V6 Ecoboost/5.0L V8 ATMT 2+4WD EC LB (96") WB 163"	15-16	Adapter		3"		Adapts Cat-Backs for EC STB to use on EC LB					60564
<b>F-250/350</b>											
5.4L V8/6.8L V10 SD 2+4WD RC EC CC SB LB	99-04	Cat-Back™	Touring	3"	3"	4" RD	13"	Bright	36	Single Rear (R)	140050
<b>DIESEL F-250/350</b>											
7.3L V8 Diesel AT/MT 2+4WD CC SB	99-02	Downpipe only		3.5"	4"						60083*
<b>FIESTA</b>											
ST 1.6L MT FWD 4DR Hatchback	14	Cat-Back™	S-Type	2.25"	2"	3.19" RD	4.75"	Bright	18	Dual Rear (R)	140525
<b>FOCUS</b>											
2.0L AT/MT FWD 4DR Sedan	12-15	Cat-Back™	S-Type	2.25"	2.25"	3" RD	4"	Bright	46	Dual Rear (R)	140454
2.0L AT/MT FWD 5DR Hatchback w/o sport package	12-15	Cat-Back™	S-Type	2.25"	2.25"	3" RD	4"	Bright	46	Dual Rear (R)	140400
ST 2.0L MT FWD 5DR Hatchback	13-15	Cat-Back™	S-Type	2.5"	2.5"	4.5" RD	5.75"	Bright	18	Dual Center Rear	140504
<b>GT</b>											
5.4L MT RWD	05-06	Cat-Back™	S-Type	3"	3"	4.25" RD	4"	Bright	19	Dual Center Rear	140310
5.4L MT RWD	05-06	Header/Collector Muffler		1.75"	3"	4.25" RD	4"	Bright	4	Dual Center Rear	12657*
5.4L MT RWD	05-06	Long Tube Header		1.75"	3"						17253*
5.4L MT RWD	05-06	Racing Pre-Mufflers		3"	3"						60507

**TIP STYLES**  
FOR EXHAUST SYSTEMS ON THESE TWO PAGES



**Borja**  
WE BUILD EXCITEMENT









# EXHAUST SYSTEM APPLICATIONS

TIP & EXIT INFO — SEE IMAGES BELOW

Model/Group	Years	Product (Details on Pg. 55)	Sound Level	Pipe Diameters		Tip Opening Size & Shape <sup>1</sup>	Tip Length	Tip Finish <sup>2</sup>	Tip Style	Tip Exit	Part #
				Primary(s)	Secondary(s)						
<b>» HUMMER</b>											
<b>H2SUV/SUT</b>											
6.0L V8 AT AWD 4DR	03-06	Cat-Back™	Touring	2.5"	2"	4.25" x 3.5" OV	12"	Bright	40	Single Split Rear	140037
6.0/6.2L V8 AT AWD 4DR	07-08	Cat-Back™	Touring	3"	2.25"	4.25" x 3.5" OV	12"	Bright	39	Single Split Rear	140258
<b>H3</b>											
3.5L/3.7L 5CYL AT/MT AWD 4DR	06-08	Cat-Back™	Touring	2.5"	2.25"	4" RD	12"	Bright	36	Single Split Rear	140166
<b>» HYUNDAI</b>											
<b>GENESIS</b>											
4.6L V8 AT RWD 4DR Sedan	09-12	Cat-Back™	S-Type	2.25"	2.25"	3.19" RD	5"	Bright	18	Dual Split Rear	140377
2.0L Turbo AT/MT RWD 2DR Coupe	10-14	Cat-Back™	S-Type	2.5"	2.25"	3.5" RD	6.63"	Bright	19	Dual Split Rear	140350
3.8L V6 AT/MT RWD 2DR Coupe	10-14	Cat-Back™	S-Type	2.25"	2.25"	3.5" RD	6.63"	Bright	19	Dual Split Rear	140345
<b>SONATA SE</b>											
2.0L Turbo AT FWD 4DR	11-13	Cat-Back™	S-Type	2.5"	2"	3.14" RD	4.64"	Bright	18	Dual Split Rear	140464
<b>TIBURON</b>											
GT 2.7L V6 AT/MT FWD 2DR	03-06	Cat-Back™	S-Type	2.25"	2"	4" RD	8"	Bright	35	Single Split	140064
<b>VELOSTER</b>											
1.6L Turbo AT/MT FWD 2DR	13-15	Cat-Back™	S-Type	2.5"	2.25"	USES FACTORY STOCK EXIT				Dual Center Rear	140506
1.6L AT/MT FWD 2DR	13-14	Rear Section	S-Type	2.25"	2.25"	USES FACTORY STOCK EXIT				Dual Center Rear	11821
<b>» INFINITI</b>											
<b>G35</b>											
3.5L V6 AT/MT RWD 4DR Sedan	03-06	Cat-Back™	S-Type	2.25"	2.25"	3.19" RD	5"	Bright	18	Dual Rear (L)	140093
3.5L V6 AT/MT RWD 2DR Coupe	03-07	Cat-Back™	S-Type	2.25"	2.25"	4.5" RD	7"	Bright	37	Single Split Rear	140057
3.5L V6 AT/MT RWD 2DR Coupe	03-07	Header									17221*
<b>G37</b>											
3.7L AT/MT RWD 2DR	08-13	Cat-Back™	S-Type	2.25"	2.25"	4.5" RD	7"	Bright	37	Single Split Rear	140260
<b>G37X</b>											
3.7L AT/MT AWD 2DR	10-13	Cat-Back™	Touring	2.25"	2.25"	4.5" RD	7"	Bright	37	Single Split Rear	140510
<b>FX50</b>											
5.0L V8 AT 4+4AWD 4DR	09-12	Cat-Back™	S-Type	2.25"	2.25"	4.5" RD	7.75"	Bright	8	Single Split Rear	140339
<b>Q60</b>											
3.7L AT/MT AWD 2DR	14-15	Cat-Back™	Touring	2.25"	2.25"	4.5" RD	7"	Bright	37	Single Split Rear	140510
<b>QX56</b>											
5.6L V8 AT RWD/AWD 4DR	11-12	Cat-Back™	S-Type	2.25"	2.25"	4" RD	11.25"	Bright	36	Single Split Side	140478
<b>» JEEP</b>											
<b>CJ7</b>											
4.2L 6CYL AT/MT 4WD 2DR	81-86	Cat-Back™	Touring	2"	2"	2.5" RD	6.5"	Bright	10	Single Rear (R)	14572
4.2L 6CYL w/o Air Tubes MT 4WD 2DR	81-86	Header									17053
<b>CHEROKEE</b>											
4.0L 6CYL AT/MT 2+4WD 2+4DR	87-92	Cat-Back™	Touring	2.25"	2"	3.38" x 3" SQ	6.75"	Bright	13	Single Rear (R)	14200
4.0L 6CYL AT/MT 2+4WD 2+4DR	93-96	Cat-Back™	Touring	2.25"	2"	3.38" x 3" SQ	6.75"	Bright	13	Single Rear (R)	14453
4.0L 6CYL AT/MT 2+4WD 2+4DR	97-01	Cat-Back™	Touring	2.25"	2"	3.38" x 3" SQ	6.75"	Bright	13	Single Rear (R)	140071
4.0L 6CYL AT/MT 2+4WD 2+4DR	93-97	Header		1.5"	2.25"						17039

**SOUND LEVELS**  
FULL DETAILS PGS. 6-7



Model/Group	Years	Product (Details on Pg. 55)	Sound Level	Pipe Diameters		Tip Opening Size & Shape <sup>1</sup>	Tip Length	Tip Finish <sup>2</sup>	Tip Style	Tip Exit	Part #
				Primary(s)	Secondary(s)						
<b>GRAND CHEROKEE</b>											
4.0L 6CYL/4.7L V8 AT 4WD 4DR	99-04	Cat-Back™	Touring	2.25"	2.25"	4" RD	14"	Bright	36	Single Rear (R)	14836
5.7L V8 AT 2+4WD 4DR	05-10	Cat-Back™	Touring	3"	2.5"	4" RD	14"	Bright	36	Single Rear (R)	140158
5.7L V8 AT 2+4WD 4DR (factory skid plate ok)	11-15	Cat-Back™	Touring	2.5"	2.5"	4" RD	14"	Bright	35	Single Split Rear	140406
SRT-8 6.1L V8 AT AWD 4DR w/o Hitch	06-10	Cat-Back™	S-Type	2.75"	2.75"	5" RD	16"	Bright	18	Dual Center Rear	140245
SRT-8 6.4L V8 AT AWD 4DR	15	Cat-Back™	S-Type	2.75"	2.75"	5" RD	7.25"	Bright	3	Single Split Rear	140632
SRT-8 6.4L V8 AT AWD 4DR	15	Cat-Back™	ATAK®	2.75"	2.75"	5" RD	7.25"	Bright	3	Single Split Rear	140633
SRT-8 6.4L V8 AT AWD 4DR	12-14	Rear Section	S-Type	2.75"	2.75"	5" RD	8.63"	Bright	3	Single Split Rear	11826
SRT-8 6.4L V8 AT AWD 4DR	12-14	Rear Section	ATAK®	2.75"	2.75"	5" RD	8.63"	Bright	3	Single Split Rear	11827
<b>WRANGLER</b>											
4.2L 6CYL AT/MT 4WD 2DR	88-90	Cat-Back™	Touring	2.25"	2"	2.75" x 2.5" SQ	6.5"	Bright	15	Single Rear (R)	14352
4.2L 6CYL MT 4WD 2DR	88-90	Header		1.5"	2.25"						17062
4.2L 6CYL AT/MT 4WD 2DR	91-95	Cat-Back™	Touring	2.25"	2"	2.75" x 2.5" SQ	6.5"	Bright	13	Single Rear (R)	14364
4.0L 6CYL MT 4WD 2DR	91-92	Header		1.5"	2.25"						17019
4.0L 6CYL MT 4WD 2DR	93-95	Header		1.5"	2.25"						17034
2.5L4CYL/4.0L 6CYL AT/MT 2+4WD 2DR w/o hitch	97-99	Cat-Back™	Touring	2.25"	2.25"	3.38" x 3" SQ	6.5"	Bright	14	Single Rear (R)	14728
4.0L 6CYL AT/MT 4WD 2DR	97	Header		1.5"	2.25"						17081
4.0L 6CYL AT/MT 4WD 2DR	98-99	Long Tube Header		1.5"	2.25"						17236*
2.5L4CYL/4.0L 6CYL (inc. Rubicon AT/MT 4WD 2DR with or w/o hitch)	00-06	Cat-Back™	Touring	2.25"	2.25"	3.38" x 3" SQ	6.5"	Bright	14	Single Rear (R)	14924
4.0L 6CYL AT/MT 4WD 2DR	00-06	Header		1.5"	2.25"						17202†
4.0L 6CYL UNLIMITED (inc. Rubicon AT/MT 4WD 2DR w/o hitch)	04-06	Cat-Back™	Touring	2.25"	2.25"	3.38" x 3" SQ	6.5"	Bright	14	Single Rear (R)	140103
3.8L V6 AT/MT 4WD 2DR (must remove left rear tow hook if equip.)	07-11	Cat-Back™	Touring	2.5"	2"	3.38" x 3" SQ	6.5"	Bright	14	Single Split Rear	140217
3.8L V6 AT/MT 4WD 4DR (must remove left rear tow hook if equip.)	07-11	Cat-Back™	Touring	2.5"	2"	3.38" x 3" SQ	6.5"	Bright	14	Single Split Rear	140218
3.8L V6 AT/MT 2+4WD 4DR	07-11	Cat-Back™	S-Type	2.5"	2.25"	3.38" x 3" SQ	6.5"	Bright	14		140655
3.8L V6 AT/MT 2+4WD 2+4DR (must remove left rear tow hook if equip.)	07-11	Rear Section	Touring	2.5"	2"	3.38" x 3" SQ	6.5"	Bright	14	Single Split Rear	11755
3.8L V6 AT/MT 2+4WD 2+4DR	07-11	Long TubeHeader		1.625"	2.5"						17251*



**TIP EXITS**  
ACTUAL PIPE CONTOURS VARY BY APPLICATION

- SINGLE REAR (L)
- DUAL REAR (L)
- SINGLE REAR (R)
- DUAL REAR (R)
- SINGLE SPLIT REAR
- DUAL SPLIT REAR
- DUAL CENTER REAR
- QUAD CENTER
- SINGLE SIDE (L)
- DUAL SIDE (L)
- SINGLE SIDE (R)
- DUAL SIDE (R)
- SINGLE SPLIT SIDE


**TIP STYLES**  
FOR EXHAUST SYSTEMS ON THESE TWO PAGES

**Borja**  
WE BUILD EXCITEMENT

# EXHAUST SYSTEM APPLICATIONS

TIP & EXIT INFO — SEE IMAGES BELOW

Model/Group	Years	Product (Details on Pg. 55)	Sound Level	Pipe Diameters		Tip Opening Size & Shape <sup>1</sup>	Tip Length	Tip Finish <sup>2</sup>	Tip Style	Tip Exit	Part #
				Primary(s)	Secondary(s)						
<b>» JEEP (cont.)</b>											
<b>WRANGLER (cont.)</b>											
3.6L V6 AT/MT 4WD 4DR	12-16	Cat-Back™	Touring	2.5"	2"	3.5" x 3.28" SQ	8"	Bright	41	Single Split Rear	140459
3.6L V6 AT/MT 4WD 4DR	12-16	Cat-Back™	Touring	2.5"	2"	3.5" x 3.28" SQ	8"	Black	48	Single Split Rear	140459BC
3.6L V6 AT/MT 4WD 2DR	12-16	Cat-Back™	Touring	2.5"	2"	3.5" x 3.28" SQ	8"	Bright	41	Single Split Rear	140460
3.6L V6 AT/MT 4WD 2DR	12-16	Cat-Back™	Touring	2.5"	2"	3.5" x 3.28" SQ	8"	Black	48	Single Split Rear	140460BC
3.6L V6 AT/MT 4WD 4DR	12-16	Cat-Back™	Touring	2.5"	2.25"	3.5" x 3.28" SQ	8"	Bright	41	Single Rear (R)	140461
3.6L V6 AT/MT 4WD 4DR	12-16	Cat-Back™	Touring	2.5"	2.25"	3.5" x 3.28" SQ	8"	Black	48	Single Rear (R)	140461BC
3.6L V6 AT/MT 4WD 2DR	12-16	Cat-Back™	Touring	2.5"	2.25"	3.5" x 3.28" SQ	8"	Bright	41	Single Rear (R)	140462
3.6L V6 AT/MT 4WD 2DR	12-16	Cat-Back™	Touring	2.5"	2.25"	3.5" x 3.28" SQ	8"	Black	48	Single Rear (R)	140462BC
3.6L V6 AT/MT 4WD 4DR "Dirt Sport"	12-16	Cat-Back™	Touring	2.5"	2.5"	3.5" x 3.28" SQ	7.88"	Bright	41	Single Rear (L)	140479
3.6L V6 AT/MT 4WD 4DR "Dirt Sport"	12-16	Cat-Back™	Touring	2.5"	2.5"	3.5" x 3.28" SQ	7.88"	Black	48	Single Rear (L)	140479BC
3.6L V6 AT/MT 2+4WD 4DR "Climber"	12-16	Cat-Back™	S-Type	2"	2.5"	"Climber" Turndown exit				Single Rear (R)	140634
3.6L V6 AT/MT 2+4WD 2DR "Climber"	12-16	Cat-Back™	S-Type	2"	2.5"	"Climber" Turndown exit				Single Rear (R)	140644
3.6L V6 AT/MT 4WD 2+4DR	12-16	Rear Section	Touring	2.5"	2.25"	3.38" x 3" SQ	7.88"	Bright	41	Single Rear (R)	11818
3.6L V6 AT/MT 4WD 2+4DR	12-16	Rear Section	Touring	2.5"	2.25"	3.38" x 3" SQ	7.88"	Black	48	Single Rear (R)	11818BC
3.6L V6 AT/MT 4WD 2+4DR	12-16	Rear Section	Touring	2.5"	2"	3.5" SQ	8"	Bright	41	Single Split Rear	11834
3.6L V6 AT/MT 4WD 2+4DR	12-16	Rear Section	Touring	2.5"	2"	3.5" SQ	8"	Black	48	Single Split Rear	11834BC
3.6L V6 AT/MT 4WD 2+4DR	12-16	Rear Section	ATAK®	2.5"	2"	3.5" SQ	8"	Bright	41	Single Split Rear	11860
3.6L V6 AT/MT 4WD 2+4DR	12-16	Rear Section	ATAK®	2.5"	2"	3.5" SQ	8"	Black	48	Single Split Rear	11860BC
<b>WRANGLER TIP KITS</b>											
3.6L V6 AT/MT 4WD 2+4DR	12-16					3.5" RD	5"	Black	48	Single Split Rear	20160
3.6L V6 AT/MT 4WD 2+4DR	12-16					3.5" RD	7"	Black	48	Single Rear	20161
<b>» KIA</b>											
<b>OPTIMA</b>											
2.0L Turbo AT FWD 4DR	11	Cat-Back™	S-Type	2.5"	2"	3.14" RD	4.64"	Bright	18	Dual Split Rear	140469
2.0L Turbo AT FWD 4DR	12-13	Cat-Back™	S-Type	2.5"	2"	3.14" RD	4.64"	Bright	18	Dual Split Rear	140464
<b>» LEXUS</b>											
<b>IS F</b>											
5.0L V8 AT RWD 4DR w/o Tips	08-14	Cat-Back™	S-Type	2.5"	2.5"	USES FACTORY STOCK EXIT				Dual Split Rear	12656*
<b>LX470</b>											
4.7L V8 AT 4WD 4DR	98-07	Cat-Back™	Touring	2"	2.25"	4" RD	8.5"	Bright	11	Single Rear (R)	14814



**SOUND LEVELS**  
FULL DETAILS PGS. 6-7


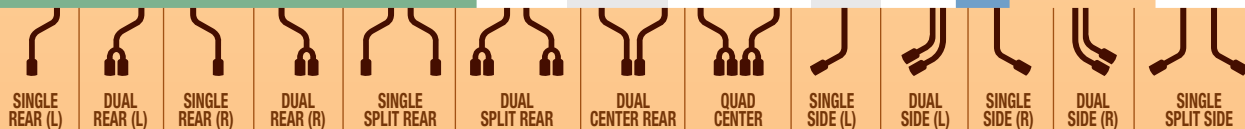


**TIP STYLES**  
FOR EXHAUST SYSTEMS ON THESE TWO PAGES



Model/Group	Years	Product (Details on Pg. 55)	Sound Level	Pipe Diameters		Tip Opening Size & Shape <sup>1</sup>	Tip Length	Tip Finish <sup>2</sup>	Tip Style	Tip Exit	Part #
				Primary(s)	Secondary(s)						
<b>» MASERATI</b>											
<b>QUATTROPORTE</b>											
4.2L V8 AT (Duo-Select Trans. only) RWD 4DR	07	Cat-Back™	S-Type	2.5"	2.5"	3.5" SQ	8"	Bright	42	Dual Split Rear	140288
<b>» MAZDA</b>											
<b>3</b>											
2.3L 4CYL AT/MT FWD 5DR	04-09	Cat-Back™	S-Type	2.5"	2.5"	4" RD	8"	Bright	35	Single Rear (L)	140121
2.5L Turbo 4CYL MT FWD 5DR hatchback	10-13	Rear Section	S-Type	2.5"	2.25"	4.5" RD	5.75"	Bright	3	Single Split Rear	11786
<b>MAZDASPEED 3</b>											
2.5L Turbo 4CYL MT FWD 5DR hatchback	10-13	Rear Section	S-Type	2.5"	2.25"	4.5" RD	5.75"	Bright	3	Single Split Rear	11786
<b>MIATA MX5 (For BORLA XR-1® Spec Miata Racing Systems, See page 50)</b>											
1.6L/1.8L 4CYL AT/MT RWD 2DR	90-97	Cat-Back™	S-Type	2"	2"	2.5" RD	6.75"	Bright	10	Single Rear (R)	14411
1.8L AT/MT RWD 2DR	99-05	Rear Section	S-Type	2.25"	2.25"	3.5" RD	6"	Bright	4	Single Rear (R)	11732
2.0L AT/MT RWD 2DR	06-14	Cat-Back™	S-Type	2.5"	2.25"	3.19" RD	6"	Bright	35	Single Split Rear	140169
<b>RX-8</b>											
1.3L 2CYL AT/MT RWD 4DR	04-08	Cat-Back™	S-Type	3"	2.25"	3.5" x 2.75" OV	5.5"	Bright	35	Single Split Rear	140078
<b>» MINI COOPER</b>											
<b>MINI COOPER</b>											
1.6L FWD AT/MT 2DR	02-07	Cat-Back™	Touring	2.25"	2.25"	4" RD	7"	Bright	35	Single Rear (R)	140030
S Series 1.6L SprChrgd AT/MT FWD	02-03	Cat-Back™	Touring	2.25"	1.75"	3.14" RD	5"	Bright	18	Dual Center Rear	140027
S Series 1.6L SprChrgd AT/MT FWD	02-03	Cat-Back™	S-Type	2.25"	2"	3.15" RD	5"	Bright	18	Dual Center Rear	140035
S Series 1.6L SprChrgd AT/MT FWD inc. Conv.	04-06	Cat-Back™	S-Type	2.25"	2"	3.15" RD	5"	Bright	18	Dual Center Rear	140119
S Series 1.6L SprChrgd AT/MT FWD inc. Conv.	04-06	Cat-Back™	Touring	2.25"	2"	3.14" RD	5"	Bright	18	Dual Center Rear	140120
S Series (07-13)/Conv. S/ Coupe S/ Roadster S	07-14	Cat-Back™	Touring	2.25"	2.25"	4" RD	7"	Bright	18	Dual Center Rear	140518
1.6L Turbo AT/MT FWD											
S Series (07-13)/Conv. S/ Coupe S/ Roadster S	07-14	Cat-Back™	S-Type	2.25"	2.25"	4" RD	7"	Bright	18	Dual Center Rear	140517
1.6L Turbo AT/MT FWD											
S Series 2.0L AT/MT FWD 2DR	15	Rear Section	S-Type	2.25"	2.25"	4" RD	7"	Bright		Dual Center Rear	11915
<b>MINI COOPER COUNTRYMAN S</b>											
1.6L AT/MT FWD/AWD 4DR	11-15	Rear Section	S-Type	2.5"	2.25"	4" RD	16"	Bright	3	Single Split Rear	11804
<b>» MITSUBISHI</b>											
<b>3000GT</b>											
GT VR4 V6 Twin Turbo AT/MT AWD 2DR	91-99	Cat-Back™	S-Type	3"	2.5"	3.5" RD	7"	Bright	10	Single Split Rear	15443
<b>EVOLUTION X</b>											
2.0L Turbo AT/MT AWD 4DR	08-14	Cat-Back™	S-Type	2.75"	2.25"	5" RD	8.75"	Bright	3	Single Split Rear	140285
<b>LANCER</b>											
Ralliart 2.0L Turbo MT AWD 4DR	09-15	Cat-Back™	S-Type	2.75"	2.25"	5" RD	8.75"	Bright	3	Single Split Rear	140334
2.0L/2.4L AT/MT FWD 4DR	08-11	Rear Section	S-Type	2.25"	2.25"	4" RD	8.13"	Bright	3	Single Rear (R)	11782
<b>TRITON/L200</b>											
2.5L Diesel AT/MT 2+4WD 4DR CC SB	15	Cat-Back™	Touring	2.5"	2.5"	NO TIP				Single Rear (R)	140606

**TIP EXITS**  
ACTUAL PIPE CONTOURS VARY BY APPLICATION



# EXHAUST SYSTEM APPLICATIONS

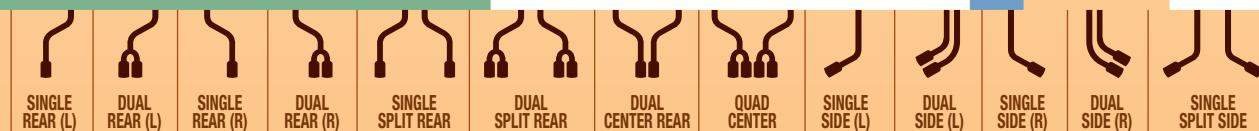
TIP & EXIT INFO — SEE IMAGES BELOW

Model/Group	Years	Product (Details on Pg. 55)	Sound Level	Pipe Diameters		Tip Opening Size & Shape <sup>1</sup>	Tip Length	Tip Finish <sup>2</sup>	Tip Style	Tip Exit	Part #
				Primary(s)	Secondary(s)						
<b>» NISSAN</b>											
<b>350 Z</b>											
3.5L V6 AT/MT RWD 2DR	03-08	True Dual Cat-Back™	S-Type	2.25"	2"	2.53" RD	4.5"	Bright	37	Single Split Rear	140045
3.5L V6 AT/MT RWD 2DR	03-07	Header									17221*
<b>370 Z</b>											
3.7L V6 AT/MT RWD 2 DR	09-16	Cat-Back™	S-Type	2.25"	2.25"	4.5" RD	7.5"	Bright	8	Single Split Rear	140313
<b>ALTIMA</b>											
3.5L V6 AT FWD 4DR Sedan	07-12	Cat-Back™	S-Type	2.5"	2"	4.5" RD	7.75"	Bright	8	Single Split Rear	140450
3.5L V6 AT/MT FWD 2DR Coupe	08-13	Rear Section	S-Type	2.5"	2.5"	4.5" RD	7.5"	Bright	8	Single Split Rear	11762
<b>GT-R</b>											
3.8L V6 Twin Turbo MT AWD 2DR	09-14	Cat-Back™	S-Type	2.25"	2"	4.5" RD	7.75"	Bright	20	Dual Split Rear	12658*
3.8L V6 Twin Turbo MT AWD 2DR	09-14	Cat-Back™	S-Type	3"	2"	USES FACTORY STOCK EXIT				Dual Split Rear	140326
3.8L V6 Twin Turbo MT AWD 2DR	09-14	Down Pipe		3"	3"						60515*
3.8L V6 Twin Turbo MT AWD 2DR	09-14	Mid Pipe		2.25"	3"						60516
<b>MAXIMA</b>											
3.5L AT FWD 4DR	09-14	Cat-Back™	S-Type	2.5"	2.25"	4.5" RD	7.75"	Bright	37	Single Split Rear	140386
<b>SENTRA</b>											
SE-R/SE-R SPEC V 2.5L MT FWD 4DR	07-12	Rear Section	S-Type	2.25"	2.25"	4.5" RD	7.5"	Bright	8	Single Rear (L)	11783
<b>TITAN</b>											
5.6L V8 AT 2+4WD CC EC SB	04-15	Cat-Back™	Touring	2"	2"	4.25" x 3.5" OV	12"	Bright	40	Single Split Rear	140079
<b>» PLYMOUTH</b>											
<b>BARRACUDA</b>											
Barracuda 383 CID V8	1971	Manifold-Back	S-Type	2.5"	2.5"	3.31" x 6.69" REC	3.75"	Bright	34	Single Split Rear	100407
Barracuda 383 CID V8	1971	Header		1.75"	2.5"						17269
<b>» PONTIAC</b>											
<b>G8 GT/GXP</b>											
6.0L V8 AT RWD 4DR	08-09	Cat-Back™	S-Type	2.5"	2.5"	3.5" RD	6"	Bright	18	Dual Split Rear	140287
<b>GTO</b>											
5.7L V8 RWD AT/MT 2DR	04	Cat-Back™	S-Type	2.25"	2.25"	3.19" RD	6"	Bright	18	Dual Rear (L)	140077
6.0L V8 RWD AT/MT 2DR	05-06	Cat-Back™	S-Type	2.5"	2.5"	5" RD	8.5"	Bright	35	Single Split Rear	140165
<b>TRANS AM/FIREBIRD</b>											
5.7L V8 AT/MT RWD 2DR (inc. adapters)	84-92	Cat-Back™	S-Type	3" Adj	3"	2.5" RD	7"	Bright	22	Dual Split Rear	14888
5.7L V8 AT/MT RWD 2DR (Single Cat.)	93-95	Cat-Back™	S-Type	3" Adj	3"	3.8" x 3" SQ	6.75"	Bright	26	Dual Split Rear	14464
5.7L V8 AT/MT RWD 2DR (Dual Cat.)	95-97	Cat-Back™	S-Type	3" Adj	3"	3.8" x 3" SQ	6.75"	Bright	26	Dual Split Rear	14555
5.7L V8 AT/MT RWD 2DR (Incl Ram Air)	98-02	Cat-Back™	S-Type	3" Adj	3"	3.8" x 3" SQ	6.75"	Bright	26	Dual Split Rear	14780
5.7L V8 AT/MT RWD 2DR	98-02	Cat-Back™	S-Type	3"	2.25"	4" RD	14"	Bright	3	Single Split Rear	140028

**SOUND LEVELS**  
FULL DETAILS PGS. 6-7



**TIP EXITS**  
ACTUAL PIPE CONTOURS VARY BY APPLICATION



Model/Group	Years	Product (Details on Pg. 55)	Sound Level	Pipe Diameters		Tip Opening Size & Shape <sup>1</sup>	Tip Length	Tip Finish <sup>2</sup>	Tip Style	Tip Exit	Part #
				Primary(s)	Secondary(s)						
<b>» PORSCHE</b>											
<b>928</b>											
928 USA 4.5L V8 AT/MT RWD 2DR	78	Cat-Back™	S-Type	2.5"	2.5"	2.5" RD	8"	Bright	25	Dual Rear (L)	140567
928 USA 4.5L V8 AT/MT RWD 2DR	79-82	Cat-Back™	S-Type	2.5"	2.5"	2.5" RD	8"	Bright	25	Dual Rear (L)	14276
<b>981 CAYMAN/CAYMAN S/Boxster/Boxster S</b>											
2.7L/3.4L AT/MT RWD 2DR	13-15	Cat-Back™	S-Type	2.25"	2.25"	4" RD	6.5"	Bright	18	Dual Center Rear	140534
3.4L AT/MT RWD 2DR	13-15	Diffuser									77013
<b>986 BOXSTER S</b>											
3.2L 6CYL MT RWD 2DR	00-04	Cat-Back™	S-Type	1.75"	1.75"	3.5" x 2.75" OV	3.96"	Bright	29	Dual Center Rear	140115
<b>987 CAYMAN/CAYMAN S/BOXSTER/BOXSTER S</b>											
2.7L/3.4L 6CYL AT/MT RWD 2DR	05-08	Cat-Back™	S-Type	2.25"	2.25"	4" RD	6"	Bright	18	Dual Center Rear	12653*
2.7L/3.4L 6CYL AT/MT RWD 2DR	05-08	Cat-Back™	S-Type	2.25"	2.25"	3.5" RD	4.5"	Bright	18	Dual Center Rear	12654*
2.9L/3.4L 6CYL AT RWD 2DR	09-12	Cat-Back™	S-Type	2.25"	2.25"	4" RD	6"	Bright	18	Dual Center Rear	12659*
2.9L/3.4L 6CYL MT RWD 2DR	09-12	Cat-Back™	S-Type	2.25"	2.25"	4" RD	4.5"	Bright	18	Dual Center Rear	12663*
<b>970 PANAMERA</b>											
4S 4.8L V8 AT AWD 4DR	11-12	Cat-Back™	ATAK®	2.5"	2.5"	3.5" RD	6"	Bright	47	Dual Split Rear	140599
<b>997</b>											
NON TURBO 911 3.6L 6CYL AT/MT RWD 2DR	05-08	Cat-Back™	S-Type	2.25"	1.75"	3.19" RD	6"	Bright	47	Dual Split Rear	140233
NON TURBO 911 3.6L 6CYL AT/MT RWD 2DR	05-08	Cat-Back™	S-Type	2.25"	1.75"	3.5" RD	6"	Bright	47	Dual Split Rear	140234
NON TURBO 911 3.6L 6CYL MT RWD 2DR	05-08	Race Headers									17240*
<b>997TT</b>											
911 3.6L 6CYL V6 AT/MT RWD	07-09	Cat-Back™	S-Type	2.25"	1.75"	3.19" RD	3.96"	Bright	18	Dual Split Rear	12651*
<b>997 GT3</b>											
3.6L 6CYL MT RWD 2DR	07-08	Cat-Back™	S-Type	2.5"	2.5"	4" RD	8"	Bright	35	Single Split Rear	140304
<b>997S</b>											
911S 3.8L 6CYL AT/MT RWD 2DR	05-08	Cat-Back™	S-Type	2.5"	1.75"	3.5" RD	4.5"	Bright	18	Dual Split Rear	140272
NON TURBO 911S 3.8L 6CYL MT RWD	05-08	Race Header									17240*
<b>991</b>											
911S/911 4S 3.4L AT RWD/AWD 2DR w/valves	13	Cat-Back™	S-Type	2.5"	1.75"	3.14" RD	6"	Bright	18	Dual Split Rear	140523
911S/911 4S 3.4L AT RWD/AWD 2DR w/o valves	13	Cat-Back™	S-Type	2.5"	1.75"	3.14" RD	6"	Bright	18	Dual Split Rear	140524
911S/911 4S 3.4L AT RWD/AWD 2DR	13	Long Tube Header		2.5"	1.75"						17288*

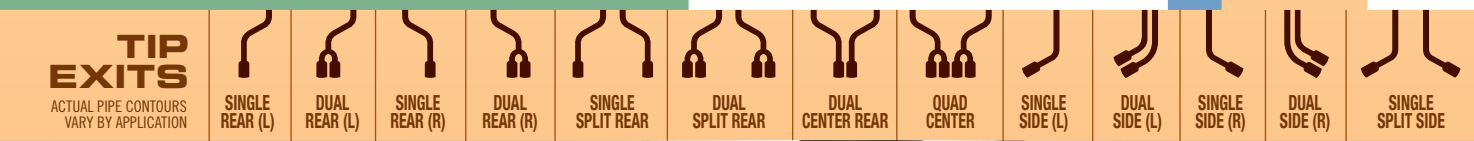


# EXHAUST SYSTEM APPLICATIONS

TIP & EXIT INFO — SEE IMAGES BELOW

Model/Group	Years	Product (Details on Pg. 55)	Sound Level	Pipe Diameters		Tip Opening Size & Shape <sup>1</sup>	Tip Length	Tip Finish <sup>2</sup>	Tip Style	Tip Exit	Part #
				Primary(s)	Secondary(s)						
<b>» RAM</b>											
<b>1500</b>											
5.7L V8 Hemi AT/MT 2+4WD RC EC CC SB	03-05	Cat-Back™	S-Type	3"	2.25"	4.25" x 3.5" OV	12"	Bright	40	Single Split Side	140068
5.7L V8 AT/MT 2+4WD 4DR CC SB	06-08	Cat-Back™	S-Type	3"	2.25"	4" RD	14"	Bright	36	Single Split Rear	140187
5.7L V8 AT/MT 2+4WD 4DR CC SB	06-08	Cat-Back™	S-Type	3"	2.25"	4" RD	12"	Bright	36	Single Split Side	140275
5.7L V8 AT/MT 2+4WD 4DR EC STB CC SB (through bumper)	09-15	Cat-Back™	Touring	3"	2.5"	5" RD	15.25"	Bright	39	Single Split Rear	140552
5.7L V8 AT/MT 2+4WD 4DR CC SB (under bumper) For all models with factory single exhaust	09-15	Cat-Back™	Touring	3"	2.5"	4" RD	12"	Bright	36	Single Split Rear	140553
5.7L V8 AT 2+4WD 4DR CC SB (through bumper)	09-15	Cat-Back™	S-Type	3"	2.5"	5" RD	15.25"	Bright	39	Single Split Rear	140307
5.7L V8 AT 2+4WD 4DR CC SB (under bumper) For all models with factory single exhaust	09-15	Cat-Back™	S-Type	3"	2.5"	4" RD	12"	Bright	36	Single Split Rear	140308
SRT-10 8.3L V10 AT/MT RWD 2+4DR RC CC SB	04-05	Cat-Back™	S-Type	2.5"	2.5"	6.68" x 3.31 "REC	5.63"	Bright	34	Single Rear (R)	140111
<b>» SCION</b>											
<b>FR-S</b>											
2.0L 4CYL AT/MT RWD 2DR	13-15	Cat-Back™	S-Type	2.5"	2"	4.25" RD		Bright	17	Single Split Rear	140496
2.0L 4CYL AT/MT RWD 2DR	13-15	Rear Section	Touring	2.5"	2"	4.5" RD	7.75"	Bright	5	Single Split Rear	11839
2.0L 4CYL AT/MT RWD 2DR	13-14	Header		1.62"	2.25"						17284*
2.0L 4CYL AT/MT RWD 2DR	13-15	Mid-Pipe Cat Delete									60541*
2.0L 4CYL AT/MT RWD 2DR	13-14	Diffuser									77012
<b>tc</b>											
2.4L 4CYL AT/MT FWD 2DR	05-10	Rear Section	S-Type	2.25"	2.25"	4.25" x 3.5" OV	7"	Bright	17	Single Rear (R)	11743
2.5L AT/MT FWD 2DR	11-15	Rear Section	S-Type	2.25"	2.25"	4.25" x 3.5" OV	6.75"	Bright	17	Single Rear (L)	11813

Model/Group	Years	Product (Details on Pg. 55)	Sound Level	Pipe Diameters		Tip Opening Size & Shape <sup>1</sup>	Tip Length	Tip Finish <sup>2</sup>	Tip Style	Tip Exit	Part #
				Primary(s)	Secondary(s)						
<b>» SUBARU</b>											
<b>BRZ</b>											
2.0L 4CYL AT/MT RWD 2DR	13-15	Cat-Back™	S-Type	2.5"	2"	4.25" RD				Single Split Rear	140496
2.0L 4CYL AT/MT RWD 2DR	13-15	Rear Section	Touring	2.5"	2"	4.5" RD	7.75"	Bright	5	Single Split Rear	11839
2.0L 4CYL AT/MT RWD 2DR	13-14	Header		1.62"	2.25"						17284*
2.0L 4CYL AT/MT RWD 2DR	13-15	Mid-Pipe Cat Delete									60541*
2.0L 4CYL AT/MT RWD 2DR	13-14	Diffuser									77012
<b>FORRESTER</b>											
2.2L/2.5L 4CYL AT/MT Dual Port Cylinder Head only	97-05	Header		1.625"	2.25"						17183*
<b>IMPREZA</b>											
2.2L/2.5L 4CYL AT/MT AWD 2DR/4DR/WGN	96-01	Cat-Back™	S-Type	2"	2"	4" RD	8.5"	Bright	35	Single Rear (L)	14885
2.5L AT/MT AWD 4DR SEDAN	08-11	Cat-Back™	S-Type	2.25"	2"	4.25" x 3.5" OV	5.75"	Bright	17	Single Split Rear	140324
2.5L AT/MT AWD 4DR WAGON	08-11	Cat-Back™	S-Type	2.25"	2.25"	4" RD	6"	Bright	35	Single Rear (R)	140325
2.0L AT AWD 5DR	13-14	Rear Section	S-Type	2"	2"	3.19" RD	5"	Bright	35	Single Rear (R)	11843
2.2L/2.5L 4CYL AT/MT AWD 2DR/4DR/WGN	97-05	Header		1.625"	2.25"						17183*
<b>IMPREZA OUTBACK</b>											
2.2L/2.5L 4CYL non-turbo AT/MT AWD 4DR	96-01	Cat-Back™	S-Type	2"	2"	4" RD	8.5"	Bright	35	Single Rear (L)	14885
<b>LEGACY</b>											
GT 2.5L 4CYL Turbo AT/MT AWD 4DR	05-09	Cat-Back™	S-Type	2.5"	2"	4.25" x 3.5" OV	8.5"	Bright	35	Single Split Rear	140123
GT 2.2L/2.5L 4CYL AT/MT AWD 4DR/WGN w/o Oil Cooler	97-05	Header		1.625"	2.25"						17183*
GT 2.5L 4CYL Turbo MT AWD 4DR/WGN	01-07	Header		1.625"	2.25"						17217*
<b>WRX/WRX STI</b>											
2.0L/2.5L 4CYL Turbo AT/MT AWD 4DR Sedan/WGN	02-07	Cat-Back™	Touring	3"	3"	3.19" RD	6"	Bright	18	Dual Rear (L)	140053
2.0L/2.5L 4CYL Turbo AT/MT AWD 4DR Sedan/WGN	02-07	Cat-Back™	S-Type	3"	3"	4.5" RD	7.75"	Bright	37	Single Rear (L)	140075
WRX 2.5L Turbo MT AWD 4DR Hatchback	11-14	Cat-Back™	S-Type	3"	2.25"	3.5" RD	4.5"	Bright	18	Dual Split Rear	140312
STI 2.5L Turbo MT AWD 4DR Hatchback	08-14	Cat-Back™	S-Type	3"	2.25"	3.5" RD	4.5"	Bright	18	Dual Split Rear	140312
2.5L Turbo MT AWD 4 DR Sedan	11-14	Cat-Back™	ATAK®	3"	2.25", 2"	3.5" RD	6"	Bright	18	Dual Split Rear	140418
2.5L/2.5L Turbo MT AWD 4 DR Sedan	15-16	Cat-Back™	S-Type	3"	2.25", 2"	3.5" RD	6"	Bright	18	Dual Split Rear	140595
2.5L 4CYL Turbo MT AWD 4DR/WGN	02-11	Header		1.625"	2.25"						17217*
2.0L 4CYL Turbo AT/MT AWD 4DR	15-16	w/o Cats Downpipe		3"	3"						60555*
<b>XV CROSSTREK</b>											
2.0L AT/MT AWD 5DR	13-14	Rear Section	S-Type	2"	2"	3.19" RD	5"	Bright	35	Single Rear (R)	11843



**TIP STYLES**  
FOR EXHAUST SYSTEMS ON THESE TWO PAGES

**Borja**  
WE BUILD EXCITEMENT

# EXHAUST SYSTEM APPLICATIONS

TIP & EXIT INFO — SEE IMAGES BELOW

Model/Group	Years	Product (Details on Pg. 55)	Sound Level	Pipe Diameters		Tip Opening Size & Shape <sup>1</sup>	Tip Length	Tip Finish <sup>2</sup>	Tip Style	Tip Exit	Part #
				Primary(s)	Secondary(s)						
<b>» TOYOTA</b>											
<b>4RUNNER</b>											
2.7L 4CYL/3.4L 6CYL LTD AT/MT 2+4WD 4DR	96-02	Cat-Back™	Touring	2.5"	2.25"	4" RD	8.5"	Bright	11	Single Rear (R)	14659
4.0L AT/MT 2+4WD (except Trail Model)	10-15	Cat-Back™	Touring	2.5"	2.5"	4.25" x 3.5" OV	7"	Bright	17	Single Rear (R)	140379
<b>CAMRY</b>											
LE/SE/XLE 3.5L V6 AT FWD 4DR	07-11	Rear Section	Touring	2.25"	2.25"	3.5" RD	6.5"	Bright	4	Single Split Rear	11758
<b>COROLLA</b>											
S/XRS 1.8L/2.4L AT/MT FWD 4DR	09-13	Rear Section	S-Type	2.25"	2.25"	4.25" x 3.5" OV	7"	Bright	17	Single Rear (R)	11795
1.8L/2.4L AT/MT RWD 4DR	14-15	Rear Section	S-Type	2.25"	2.25"	4.25" x 3.5" OV	7"	Bright	17	Single Rear (R)	11897
<b>FJ CRUISER</b>											
4.0L V6 AT/MT 2+4WD 4DR	07-09	Cat-Back™	Touring	2.25"	2"	4.25" x 3.5" OV	12"	Bright	40	Single Split Rear	140200
4.0L V6 AT/MT 2+4WD 4DR	10-14	Cat-Back™	Touring	2.5"	2"	4" RD	13"	Bright	38	Single Split Rear	140405
4.0L V6 AT/MT 2+4WD 4DR "Dirt Sport"	10-14	Cat-Back™	Touring	2.5"	2.5"	4" RD	11"	Bright	36	Single Rear (R)	140521
<b>LAND CRUISER</b>											
4.5L 6CYL AT 4WD 4DR	95-97	Cat-Back™	Touring	2.25"	2.25"	3.38" x 3" SQ	6.75"	Bright	13	Single Rear (R)	14590
4.7L V8 AT 4WD 4DR	98-07	Cat-Back™	Touring	2"	2.25"	4" RD	8.5"	Bright	11	Single Rear (R)	14814
<b>SEQUOIA</b>											
5.7L V8 AT 2+4WD 4DR	08-12	Cat-Back™	Touring	2.75"	2.75"	4" RD	12"	Bright	36	Single Rear (R)	140277
<b>TACOMA</b>											
3.4L V6 AT/MT 4WD 2DR EC SB Pre-Runner	95-99	Cat-Back™	Touring	2.5"	2.5"	3.5" RD	7"	Bright	10	Single Side (R)	14597
3.4L V6 AT/MT 4WD 2DR EC SB Pre-Runner	00-04	Cat-Back™	Touring	2.25"	2.25"	4" RD	14"	Bright	36	Single Side (R)	14945
4.0L V6 AT/MT 2+4WD 4DR CC LB	05-12	Cat-Back™	S-Type	2.25"	2.25"	4" RD	14"	Bright	36	Single Rear (R)	140140
4.0L V6 AT/MT 2+4WD 2+4DR CC SB EC LB	05-12	Cat-Back™	S-Type	2.25"	2.25"	4" RD	14"	Bright	36	Single Side (R)	140160
4.0L AT/MT 2+4WD 2+4DR CC SB EC LB	13-15	Cat-Back™	S-Type	2.25"	2.25"	4" RD	14"	Bright	36	Single Side (R)	140502
4.0L AT/MT 2+4WD 4DR CC LB	13-15	Cat-Back™	S-Type	2.25"	2.25"	4" RD	14"	Bright	36	Single Side (R)	140503
<b>TUNDRA</b>											
4.7L V8 AT/MT 2+4WD 4DR CC EC SB	00-06	Cat-Back™	Touring	2.25"	2.25"	4" RD	14"	Bright	36	Single Split Rear	14817
4.7L V8 AT/MT 2+4WD 4DR CC EC SB	00-06	Cat-Back™	Touring	2.25"	2.25"	4" RD	11"	Bright	11	Single Split Side	14852
4.7L V8 AT/MT 2+4WD 4DR CC EC SB	00-06	Cat-Back™	Touring	2.25"	2.25"	4" RD	11"	Bright	11	Single Side (R)	14854
5.7L V8 AT/MT 2+4WD 4DR CrewMax SB Dblcab STB RC LB	07-08	Cat-Back™	S-Type	2.25"	2.25"	4" RD	14"	Bright	36	Single Split Side	140238
5.7L V8 AT 2+4WD 4DR CrewMax SB Dblcab STB RC LB	07-08	Cat-Back™	S-Type	2.25"	2.25"	4" RD	14"	Bright	36	Single Split Rear	140239
4.6L/5.7L V8 AT/MT 2+4WD 4DR CrewMax SB Dblcab STB RC LB	09-15	Cat-Back™	S-Type	2.25"	2.25"	4" RD	14"	Bright	36	Single Split Side	140332
4.6L/5.7L V8 AT/MT 2+4WD 4DR CrewMax SB Dblcab STB RC LB	09-13	Cat-Back™	S-Type	2.25"	2.25"	4" RD	14"	Bright	36	Single Split Rear	140333
4.6L/5.7L V8 AT/MT 2+4WD 4DR CrewMax SB Dblcab STB RC LB	14-15	Cat-Back™	Touring	2.25"	2.25"	4" RD	14"	Bright	36	Single Split Rear	140638

# » VOLKSWAGEN

<b>BEETLE</b>											
2.0L Turbo AT/MT FWD 2DR	12-14	Cat-Back™	S-Type	2.5"	2"	4" RD	6"	Bright	35	Single Split Rear	140485

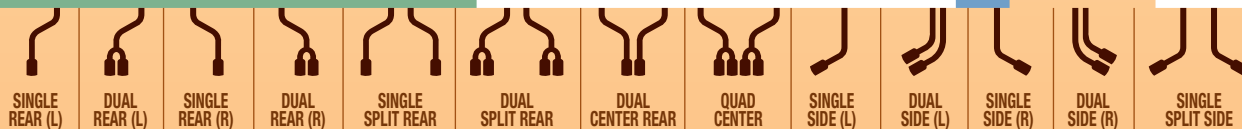
**SOUND LEVELS**  
FULL DETAILS PGS. 6-7



Model/Group	Years	Product (Details on Pg. 55)	Sound Level	Pipe Diameters		Tip Opening Size & Shape <sup>1</sup>	Tip Length	Tip Finish <sup>2</sup>	Tip Style	Tip Exit	Part #
				Primary(s)	Secondary(s)						
<b>GOLF R</b>											
2.0L MT AWD 2+4DR	12-13	Cat-Back™	S-Type	2.75"	2.75"	4.25" RD	6.75"	Bright	18	Dual Center Rear	140498
2.0L Turbo MT AWD 2+4DR	12-13	Down Pipe w/ Cat-Back™	S-Type	2.75"	2.5"	4.25" RD	6.75"	Bright	18	Dual Center Rear	60552*
2.0L Turbo AT/MT AWD 4DR	15	Cat-Back™	S-Type	3"	2.25"	3.5" RD	4.5"	Bright	29	Dual Split Rear	140643
2.0L Turbo AT/MT AWD 4DR	15	Downpipe w/o Cats	S-Type	3"	3"	3.5" RD	4.5"	Bright	29	Dual Split Rear	60567*
<b>GOLF R32</b>											
3.2L V6 MT AWD 2DR	08	Cat-Back™	S-Type	2.5"	2.5"	4.25" RD	4"	Bright	18	Dual Center Rear	140314
<b>GOLF TDI</b>											
2.0L AT/MT FWD 2+4DR	10-12	Cat-Back™	S-Type	2.5"	2.5"	3.14" RD	5"	Bright	18	Dual Rear (L)	140369
<b>GTI</b>											
2.0L Turbo 4CYL AT/MT FWD 2+4DR	06-09	Cat-Back™	S-Type	2.5"	2"	3.19" RD	6.75"	Bright	35	Dual Rear (L)	140248
2.0L Turbo AT/MT FWD 2+4DR	10-14	Cat-Back™	S-Type	2.5"	2"	4" RD	6"	Bright	3	Single Split Rear	140347
2.0L Turbo AT/MT FWD 2+4DR	15	Cat-Back™	S-Type	2.5"	2"	4" RD	7"	Bright	35	Single Split Rear	140597
2.0L Turbo AT/MT FWD 2+4DR	15	Downpipe w/o cat	S-Type	3"	3"	4" RD	7"	Bright	35	Single Split Rear	60553
<b>JETTA</b>											
2.5L AT/MT FWD 4DR	06-10	Cat-Back™	S-Type	2.5"	2.5"	3.19" RD	6.75"	Bright	18	Dual Rear (L)	140397
TDI 2.0L AT/MT FWD 4DR sedan	09-10	Cat-Back™	S-Type	2.5"	2.5"	3.14" RD	5"	Bright	18	Dual Rear (L)	140317
TDI 2.0L AT/MT FWD 4DR wagon	09-11	Cat-Back™	S-Type	2.5"	2.5"	3.14" RD	5"	Bright	18	Dual Rear (L)	140317
GLI 2.0L Turbo AT/MT FWD 4DR	12-14	Cat-Back™	S-Type	2.5"	2.5"	3.14" RD	5"	Bright	29	Dual Rear (L)	140472
<b>PASSAT/CC</b>											
2.0L AT/MT FWD 4DR	07-12	Cat-Back™	S-Type	2.5"	2.5"	3.5" x 2.75" OV	4"	Bright	29	Dual Rear (L)	140335



**TIP EXITS**  
ACTUAL PIPE CONTOURS VARY BY APPLICATION




**TIP STYLES**  
FOR EXHAUST SYSTEMS ON THESE TWO PAGES



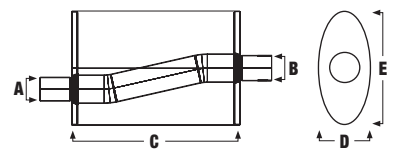
**Borja**  
WE BUILD EXCITEMENT




Tip#	Description	Inlet	Outlet	Length	Installation	Part #
2	Single Round Rolled Edge	2.5"	4" RD	8"	Weld On	20235
3	Single Round Rolled Edge Angle Cut	2.25"	3.19" RD	5"	Weld On	20236
4	Single Round Rolled Angle Cut Intercooled	2.25"	3.5"	6.5"	Weld On	20237
4	Single Round Rolled Angle Cut Intercooled	3"	4.25"	4"	Weld On	20251
9	Single Round Angle Cut	2.25"	2.25" RD	6"	Set Screw Included	20106
9	Single Round Angle Cut	2.5"	2.5" RD	6"	Set Screw Included	20107
10	Single Round Angle Cut Intercooled	2.5"	3.5" RD	9"	Set Screw Included	20120
10	Single Round Angle Cut Intercooled	3"	3.5" RD	9"	Set Screw Included	20122
12	Single Round Intercooled	2"	2.5" RD	6"	Set Screw Included	20102
12	Single Round Intercooled	2.25"	2.5" RD	6"	Set Screw Included	20103
12	Single Round Intercooled	2.5"	2.5" RD	6"	Set Screw Included	20104
13	Single Square Angle Cut Intercooled	2.25"	2.5" x 2.75" SQ	6"	Set Screw Included	20115
13	Single Square Angle Cut Intercooled	2.5"	2.5" x 2.75" SQ	6"	Set Screw Included	20116
13	Single Square Angle Cut Intercooled	2.5"	2.88" x 3.38" SQ	9"	Set Screw Included	20132
14	Single Square Angle Cut Phantom	2.25"	3.38" x 3.0" SQ	6.5"	Weld On	20252
15	Single Square Intercooled	2.25"	2.5" x 2.75" SQ	6"	Set Screw Included	20112
15	Single Square Intercooled	2.5"	2.5" x 2.75" SQ	6"	Set Screw Included	20113
17	Single Oval Rolled Angle Cut Lined Embossed	2.5"	4.25" x 3.5" OV	7"	Clamp Included	20155
17	Single Oval Rolled Angle Cut Lined Embossed	2.15"	3.5" x 2.75" OV	5.63"	Clamp Included	20153
18	Pair of #35 Tips				Clamp Included	See #35
19	Dual Round Rolled Angle Cut Intercooled	2"	3"	12.63"	Weld On	20143
22	Pair of #9 Tips				Set Screw Included	See #9
24	Pair of #11 Tips				Weld On	See #11
25	Dual Rd Intercooled w/Y-Pipe	2.5"	3"	14"	Set Screw Included	20203
26	Dual Square Angle Cut Intercooled w/Y-Pipe	2.5"	2.88" x 3.38" SQ	14"	Set Screw Included	20233
28	Pair of #15 Tips				Set Screw Included	See #15
29	Pair of #17 Tips				Weld On	See #17
33	Turn Down/Turn Out	2"	2" RD	9"	Set Screw Included	20108
33	Turn Down/Turn Out	2.25"	2.25" RD	8.75"	Set Screw Included	20109
33	Turn Down/Turn Out	2.5"	2.5" RD	9"	Set Screw Included	20110
33	Turn Down/Turn Out	3"	3" RD	9"	Set Screw Included	20140
34	Single Rect. Rolled Angle Cut (w/two inlets)	1.78"	6.69" x 3" RE	5.63"	Weld On	20243
34	Single Rect. Rolled Angle Cut (single inlet)	2.5"	6.69" x 3" RE	5.63"	Weld On	20244
35	Single Rd Rolled Angle Cut Lined Embossed	2.5"	4" RD	6.25"	Clamp Included	20156
35	Single Rd Rolled Angle Cut Lined Embossed	2.25"	3" RD	4.75"	Clamp Included	20154
36	Single Round Rolled Angle Cut	2.25"	4" RD	12"	Weld On	20245
36	Single Round Rolled Angle Cut	3"	4" RD	14"	Weld On	20246
37	Single Round Rolled Angle Cut Phantom	2.5"	4.5" RD	7.75"	Weld On	20247
38	Single Round Rolled Angel Cut Resonated Embossed	2.25"	4" RD	12"	Weld On	20248
39	Single Round Rolled Angle Cut (w/clamp)	4"	5" RD	14"	Clamp On (18340)	20249
39	Stainless Steel Mount Clamp for 20249 (Tip #39)	4"				18340
41	Single Square Rolled Angel Cut	2.25"	3.28" x 3.5" SQ	7.88"	Weld On	20241
42	Pair of #41 Tips				Weld On	See #41
48	Single Square Rolled Angle Cut Black Chrome	2"	3.5" x 3.28" SQ	10.5"	Clamp on	20160
48	Single Square Rolled Angle Cut Black Chrome	2.25"	3.5" x 3.28" SQ	10.5"	Clamp on	20161
49	Single Round Rolled Angle Cut Black Chrome	2.78"	4" RD	14"	Weld On	20162



Value-priced Borla® ProXS mufflers share many of the hottest features of our performance line. Including high-quality T-304 austenitic stainless steel construction, street-commanding sound and our Million Mile Warranty. Sizes are available for import and domestic cars and trucks.



Description	Profile	(A) Inlet Diameter	(B) Outlet Diameter	Case Size (C) (D) (E)	Un-Notched Part #	Notched Part #
<b>PRO XS Center/Offset</b>	Oval	2"	2"	14" x 4" x 9.5"	40344	400476
	Oval	2"	2"	14" x 4.25" x 7.88"	40657	400477
	Oval	2.25"	2.25"	14" x 4" x 9.5"	40357	400478
	Oval	2.25"	2.25"	14" x 4.25" x 7.88"	40658	400479
	Oval	2.5"	2.5"	14" x 4" x 9.5"	40358	400480
	Oval	2.5"	2.5"	14" x 4.25" x 7.88"	40659	400481
	Oval	3"	3"	14" x 4" x 9.5"	40359	400482
	Oval	2.25"	2.25"	19" x 4" x 9.5"	40664	400483
Oval	2.5"	2.5"	19" x 4" x 9.5"	40665	400484	
<b>PRO XS Center/Dual</b>	Oval	2.5"	2.5"	19" x 4" x 9.5"	40348	400485
	Oval	3"	2.25"	19" x 4" x 9.5"	40670	400486
	Oval	3"	2.5"	19" x 4" x 9.5"	40349	400487
<b>PRO XS Offset/Offset</b>	Oval	2"	2"	14" x 4" x 9.5"	40346	400488
	Oval	2.25"	2.25"	14" x 4" x 9.5"	40351	400489
	Oval	2.5"	2.5"	14" x 4" x 9.5"	40352	400490
	Oval	3"	3"	14" x 4" x 9.5"	40353	400491
<b>PRO XS Dual In/Dual Out</b>	Oval	2.25"	2.25"	19" x 4" x 9.5"	400287	400492
	Oval	2.5"	2.5"	19" x 4" x 9.5"	400286	400493
<b>PRO XS Center/Center</b>	Oval	2"	2"	14" x 4" x 9.5"	40347	400494
	Oval	2.25"	2.25"	14" x 4" x 9.5"	40363	400495
	Oval	2.5"	2.5"	14" x 4" x 9.5"	40364	400496



## » SPECIALTY MUFFLERS



Borla® universal specialty mufflers are designed for supreme street performance, featuring high quality 300 Series austenitic stainless steel, all-welded construction and more for increased horsepower and torque. Independent tests prove superior flow capability.

	Description	Profile	(A) Inlet Diameter	(B) Outlet Diameter	Case Size (C) (D) (E)	Un-Notched Part #	Notched Part #
	<b>S-TYPE (Round)</b>	Round	2.5"	2.5"	10" x 5" x 5"	40842S	400497
	<b>TRANSVERSE FLOW</b>	Oval Oval	2.5" 3"	Dual 2.5" Dual 2.5"	19" x 6.0" x 10.25" 19" x 6.0" x 10.25"	40477 40474	400498 400499
	<b>HEAVY DUTY</b>	Round	3"	3"	24" x 6.75"	400436	400500

## » CLAMPS/TUBING

	Description	Diameter	Radius	Length	Part #
	<b>STAINLESS SADDLE CLAMPS</b>	2" 2.5" 3"			18220 18250 18300
	<b>SINGLE BOLT STAINLESS STEEL 1.25" BAND CLAMPS ACCUSEAL®</b>	2" 2.25" 2.5" 2.75" 3" 4"			18302 18322 18325 18327 18330 18340
	<b>STAINLESS STEEL HALF MOON CLAMPS</b>	2.36" (60mm) 2.75" (70mm)			18323 18328
	<b>STAINLESS BAND CLAMPS</b>	2.25" 2.5" 2.75" 3"			18003 18004 18005 18006
	<b>STAINLESS U-BENDS</b>	2.5" 3"	6" 6"	8" Legs 8" Legs	19250 19230
	<b>STAINLESS STRAIGHT TUBING</b>	2.25" 2.5" 3"		5" 5" 5"	30325 30350 30330



WAILTAIL 40061

BLOW TORCH 40060

SPIT FIRE 40059

ROCK-IT 40058

THUMPER 40057

# » BORLA® BOOMERS

## » HOT ROD KIT



### 2.5" CUSTOM HOT ROD KIT

Part # 10525	Part # 10512
4 45 Degree Bends	2 Turbo XL Mufflers
4 U-Bends	4 45 Degree Bends
2 90 Degree Bends	4 U-Bends
2 5-Foot Tubing Sections	2 90 Degree Bends
4 Clamps	2 5 Feet Tubing Sections
4 Universal Hangers	2 3" Phantom Tailpipe Tips
	4 Clamps
	4 Universal Hangers

## » CLEANER/POLISH

### BORLA EXHAUST CLEANER & POLISH

**Part # 21461**  
Specially formulated for stainless steel exhaust systems! Quickly cuts through layers of dulling oxides to restore original finish while adding tarnish protection.

**NOTE:** Not for use on Black Chrome tips.



Description	Profile	Inlet Diameter	Tip	Case Size	Part #
<b>WAILTAIL</b>	Oval	2.25"	5" Round	14" x 8.5" x 5.5"	40061
<b>BLOW TORCH</b>	Oval	2.25"	4" Round	14" x 8.5" x 5.5"	40060
<b>SPIT FIRE</b>	Oval	2.25"	3" Dual DTM	14" x 8.5" x 5.5"	40059
<b>ROCK-IT</b>	Round	2.25"	4.5" Round	14" x 6.75" x 6.75"	40058
<b>THUMPER</b>	Oval	2.25"	4" Round	14" x 7.88" x 4.5"	40057



**New!**



## » BORLA® CRATE MUFFLERS™

Premium-quality mufflers tuned to optimize the sound and performance of popular crate and custom-built motors. Available in a variety of Borla® sound options to suit any taste — from the throaty growl of Borla's Touring technology to the all-out roar of our patented ATAK® design. Give your ride the sound it deserves!

Crate Motor Application(s)	Inlet OUTER DIAMETER	Outlet OUTER DIAMETER	Configuration	Sound Level	Case Size (L x W x H)	Part #
<b>CHEVROLET</b>						
SBC HOT 350, 383	2.5"	2.5"	OFFSET/OFFSET	TOURING	14" x 9.10" x 4.35"	400772
SBC HOT 350, 383	2.5"	2.5"	OFFSET/OFFSET	S-TYPE	14" x 9.10" x 4.35"	400773
SBC HOT 350, 383	2.5"	2.5"	OFFSET/OFFSET	ATAK®	14" x 9.10" x 4.35"	400774
SBC HOT 350, 383	2.5"	2.5"	CENTER/OFFSET	TOURING	14" x 9.10" x 4.35"	400818
SBC HOT 350, 383	2.5"	2.5"	CENTER/OFFSET	S-TYPE	14" x 9.10" x 4.35"	400819
SBC HOT 350, 383	2.5"	2.5"	CENTER/OFFSET	ATAK®	14" x 9.10" x 4.35"	400820
STOCK SBC 283/327/350	2.5"	2.5"	OFFSET/OFFSET	TOURING	14" x 9.10" x 4.35"	400821
STOCK SBC 283/327/350	2.5"	2.5"	OFFSET/OFFSET	S-TYPE	14" x 9.10" x 4.35"	400822
STOCK SBC 283/327/350	2.5"	2.5"	OFFSET/OFFSET	ATAK®	14" x 9.10" x 4.35"	400823
STOCK SBC 283/327/350	2.5"	2.5"	CENTER/OFFSET	TOURING	14" x 9.10" x 4.35"	400824
STOCK SBC 283/327/350	2.5"	2.5"	CENTER/OFFSET	S-TYPE	14" x 9.10" x 4.35"	400825
STOCK SBC 283/327/350	2.5"	2.5"	CENTER/OFFSET	ATAK®	14" x 9.10" x 4.35"	400826
<b>FORD</b>						
STOCK SBF 289/302	2.5"	2.5"	OFFSET/OFFSET	TOURING	14" x 9.10" x 4.35"	400827
STOCK SBF 289/302	2.5"	2.5"	OFFSET/OFFSET	S-TYPE	14" x 9.10" x 4.35"	400828
STOCK SBF 289/302	2.5"	2.5"	OFFSET/OFFSET	ATAK®	14" x 9.10" x 4.35"	400829
STOCK SBF 289/302	2.5"	2.5"	CENTER/OFFSET	TOURING	14" x 9.10" x 4.35"	400830
STOCK SBF 289/302	2.5"	2.5"	CENTER/OFFSET	S-TYPE	14" x 9.10" x 4.35"	400831
STOCK SBF 289/302	2.5"	2.5"	CENTER/OFFSET	ATAK®	14" x 9.10" x 4.35"	400832

*"The world's first mufflers designed from scratch to optimize the sound & power of crate and custom-built motors."*



**CONFIGURATION**

OFFSET/OFFSET
 CENTER/OFFSET

**SOUND LEVELS**

STOCK
 TOURING
 S-TYPE
 ATAK®

FULL DETAILS PGS. 6-7

## » BORLA® XR-1® RACELINE



Borla XR-1® Raceline products are the choice of today's hottest drag and oval track racers. Featuring a patented uninterrupted-flow design and multicore technology, Borla's XR-1® mufflers actually outflow a straight piece of pipe in repeated testing. XR-1® race products are lightweight and constructed of high-quality austenitic stainless steel for track-tough durability. They meet the strictest noise requirements and use sound-absorbing stainless steel packing to protect against burnout.

Description/Application	Type	Inlet INNER DIAMETER	Outlet OUTER DIAMETER	Primary Tube OUTER DIAMETER	Case Size	Diameter	Part #
<b>XR-1® STAINLESS LONG TUBE HEADERS WITH "X" PIPE</b>							
97-04 Chevy Corvette 5.7L			2.75"	1.75"			17259*
05-08 Chevy Corvette C6 6.0L/6.2L			2.75"	1.75"			17260*
09-13 Corvette C6 6.2L			2.75"	1.75"			17276*
06-13 Chevy Corvette Z06 7.0L			3"	1.75"			17261*
11-14 Ford Mustang 3.7L V6			2.25"	1.75"			17272*
05-10 Ford Mustang GT 4.6L			2.5"	1.75"			17237*
<b>WITHOUT "X" PIPE</b>							
10-13 Chevy Camaro SS/ZL1/1LE 6.2L V8	Requires X-Pipe 60548 + adapter		2.5"	1.75"			17249*
14-15 Chevy Corvette C7 6.2L			2.75"	1.75"			17289*
09-10 Chrysler 300C 5.7L V8			2.5"	1.75"			17256*
08-14 Chrysler 300C SRT-8 6.1L/6.4L			2.75"	1.75"			17250*
09-14 Dodge Challenger RT 5.7L V8			2.5"	1.75"			17256*
09-14 Dodge Challenger SRT-8 6.1L			2.75"	1.75"			17250*
09-10 Dodge Charger RT 5.7L V8			2.5"	1.75"			17256*
11-14 Dodge Charger RT 5.7L V8			2.75"	1.75"			17275*
05-08 Dodge Charger/Magnum RT 5.7L V8			2.5"	1.75"			17252*
08-14 Dodge Charger/Magnum SRT-8 6.1L/6.4L			2.75"	1.75"			17250*
11-13 Ford F-150 Raptor			2.75"	1.75"			17286*
05-06 Ford GT 5.4L RWD MT			3"	1.75"			17253*
11-14 Ford Mustang GT/Boss 302 5.0L			2.75"	1.75"			17263*
15-16 Ford Mustang GT 5.0L			2.75"	1.75"			17290*
07-11 Jeep Wrangler 3.8L 2+4DR		2.5"	1.625"			17251*	
2013 Porsche 991 911S/911 4S			2.5"	1.75"			17288
<b>XR-1® SPEC MIATA RACING SYSTEMS</b>							
89-93 Miata Spec NA 1.6L MT	Header-Back (for more sound attenuation add 60537)			2.25"	4" RD x 20"		12665
94-97 Miata Spec NA 1.8L MT	Header-Back (for more sound attenuation add 60537)			2.25"	4" RD x 20"		12668
89-97 Miata Spec NA 1.6L/1.8L MT	Rear Section			2.25"	8.5" x 5.5" x 12"		60537
99-05 Miata Spec NB 1.8L MT	Header-Back (for more sound attenuation add 60538)			2.25"	5" RD x 20"		12667
99-05 Miata Spec NB 1.8L MT	Rear Section			2.25"	8.5" x 5.5" x 14"		60538

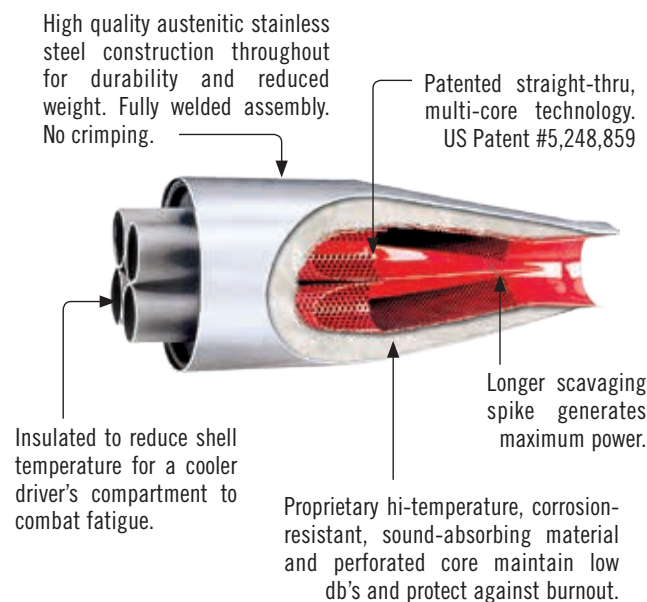




Description/Application	Type	Inlet INNER DIAMETER	Outlet OUTER DIAMETER	Primary Tube OUTER DIAMETER	Case Size	Diameter	Part #
<b>XR-1® STAINLESS MULTICORE RACING MUFFLERS</b>							
All full-bodied cars	Oval	3"	3"		16" x 4.25" x 7.88"		40575
	Oval	4"	4"		23" x 5.5" x 8.5"		400069
Rotary engine equipped vehicles	Oval	3"	3"		16" x 4.25" x 7.88"		400371
	Oval	3"	3"		12" x 4.25" x 7.88"		400372
	Round	3"	3"		16"	6.25"	400373
	Round	4"	4"		16"	6.25"	400374
Pre-Runner trucks	Oval	3"	3"		34" x 8.5" x 5.5"		400115
All venues requiring highest flow muffler	Round	2.5"	2.5"		14"	6.25"	400024
	Round	3.5"	3.5"		16"	6.25"	40722
	Round	3.5"	3.5"		24"	6.25"	400261
	Round	4"	4"		16"	6.25"	40741
<b>XR-1® STAINLESS COLLECTOR MUFFLER</b>							
Full Chassied Cars (Accepted in NHRA, Brackets, Super Chevy, NSCA)	Shorty	2.13"	3.5"		14"	6.25"	40997
	Shorty	2.25"	4"		14"	6.75"	40976
	Shorty	2.38"	4.5"		14"	6.75"	40977
Dragsters, Altereds, Roadsters	Standard	2.25"	4"		20.5"	6.75"	40728
	Standard	2.38"	4.5"		20.5"	6.75"	40703
<b>XR-1® STAINLESS RACING BULLET MUFFLERS</b>							
Midgets, Mini Sprints, Dwarf Cars		2.5"	2.5"		14"	3.5"	40641

### FOUR IMPORTANT REASONS RACERS WIN WITH BORLA®

1. You fear what you can't hear. Especially in any kind of breakout drag racing where you can "sneak up" on an opponent.
2. Improved driver awareness. Drivers in all forms of racing can better tell what their cars are doing.
3. No loss in performance. Fact is, in some cases Borla's patented XR-1® mufflers actually improved horsepower over a straight piece of pipe.
4. Reduced driver fatigue. Very important in many forms of competition.



Description/Application	Type	Inlet INNER DIAMETER	Outlet OUTER DIAMETER	Primary Tube OUTER DIAMETER	Case Size	Diameter	Part #
<b>XR-1® STAINLESS SPORTSMAN RACING MUFFLERS</b>							
All full-bodied cars	Oval	2.5"	2.5"		12" x 4.5" x 7.88"		40941
	Oval	2.5"	2.5"		16" x 4.5" x 7.88"		40942
	Oval	3"	3"		12" x 4.5" x 7.88"		40943
	Oval	3"	3"		16" x 4.5" x 7.88"		40944
	Oval	3.5"	3.5"		12" x 4.5" x 7.88"		40945
	Oval	3.5"	3.5"		16" x 4.5" x 7.88"		40946
	Oval	4"	4"		12" x 4.5" x 7.88"		40947
	Oval	4"	4"		16" x 4.5" x 7.88"		40948
All race venues requiring highest-flow muffler, space allowing	Round	3"	3"		15"	5"	40085
	Round	3.5"	3.5"		15"	5"	40086
	Round	3.5"	3.5"		8"	5"	40004S
<b>XR-1® STAINLESS JUNIOR DRAGSTER RACING MUFFLERS</b>							
8, 9, 10 and 11 Second Bracket 3 Core	Full Size	1.75"	2.25"		13"	4.5"	40483
<b>XR-1® STAINLESS TURNDOWNS/TURNOUTS</b>							
Deflects exhaust from valence/body panels		4"			7" length		20146



### » **XR-1® MARINE**

#### XR-1® STAINLESS WET/DRY MARINE MUFFLERS

For performance boats up to 1200bhp

400262

Now adapted for marine use, BORLA's patented high-flow multicore design is found in more winning dragsters, Baja Trophy Trucks and other elite racing venues than any brand.

High quality austenitic stainless steel shell, inner cores, and sound absorbing filament, with mirror-polished finish.

High-end frequency-cancelling effect occurs as sound waves travel between multiple cores, leaving the pure "BORLA Sound of Power."

Unique 5" step-up design increases the flow, with standard 4" installation.

U.S. Patent # 8,439,159 B1



Size	Color	Part#	Size	Color	Part#	Size	Color	Part#	Size	Color	Part#	
<b>A. BORLA EXHAUST LOGO PATCH</b>			<b>D. WIREFRAME LOGO TEE (MEN'S)</b>			<b>F. CHECKERED LOGO TEE (MEN'S)</b>			<b>J. CHECKERED LOGO TEE (WOMEN'S)</b>			
2" x 4"		21013	Medium	White	21288	Medium	White	21273	Small	Black	21285	
<b>B. MOTORSPORT LOGO TEE (MEN'S)</b>			Large	White	21289	Large	White	21274	Medium	Black	21286	
Small	Black	21195	X-Large	White	21290	X-Large	White	21275	Large	Black	21312	
Medium	Black	21196	Medium	Black	21291	Medium	Black	21276	<b>K. DISTRESSED LOGO TEE (WOMEN'S)</b>			
Large	Black	21197	Large	Black	21292	Large	Black	21277	Small	White	21267	
X-Large	Black	21198	X-Large	Black	21293	X-Large	Black	21278	Medium	White	21268	
XX-Large	Black	21199	<b>E. EMBROIDERED POLO (MEN'S)</b>			Medium	Red	21303	Large	White	21269	
Small	White	21207	Small	Black	21121	Medium	Red	21304	Small	Black	21270	
Medium	White	21208	Medium	Black	21092	Large	Black	21304	Medium	Black	21271	
Large	White	21209	Large	Black	21058	X-Large	Black	21304	Large	Black	21272	
X-Large	White	21210	X-Large	Black	21055	XX-Large	Black	21304	Small	Red	21384	
XX-Large	White	21211	XX-Large	Black	21090	Small	Red	21305	Medium	Red	21385	
<b>C. DISTRESSED LOGO TEE (MEN'S)</b>			Small	Red	21125	Medium	Red	21305	Large	Red	21386	
Medium	Charcoal	21261	Medium	Red	21091	<b>G. EMBROIDERED NYLON JACKET</b>			<b>L. WIREFRAME LOGO TEE (WOMEN'S)</b>			
Large	Charcoal	21262	Large	Red	21059	Medium	Black	21235	Small	White	21306	
X-Large	Charcoal	21263	X-Large	Red	21056	Large	Black	21236	Medium	White	21307	
Medium	Black	21264	XX-Large	Red	21126	X-Large	Black	21237	Large	White	21308	
Large	Black	21265	Small	White	21122	XX-Large	Black	21238	Small	Red	21309	
X-Large	Black	21266	Medium	White	21123	<b>H. EMBROIDERED BASEBALL CAP</b>			Medium	Red	21310	
Medium	Red	21359	Large	White	21060	Fits All	Black	21405	Large	Red	21311	
Large	Red	21360	X-Large	White	21057	<b>I. EMBROIDERED TRUCKER CAP</b>			<b>Sound Level</b>			
X-Large	Red	21361	XX-Large	White	21124	Fits All	Red/Black	21373	STOCK	TOURING	S-TYPE	ATAK®

**CAT-BACK™ SYSTEM**



Complete systems from the catalytic converter(s) back include connection pipe(s), muffler(s), tip(s) and necessary mounting hardware.

**REAR SECTION**



Kits include muffler(s), tip(s) and all the necessary mounting hardware.

**X-PIPE / Y-PIPE**



Usually mounted after the catalytic converters, provide increased exhaust flow and sound benefits.


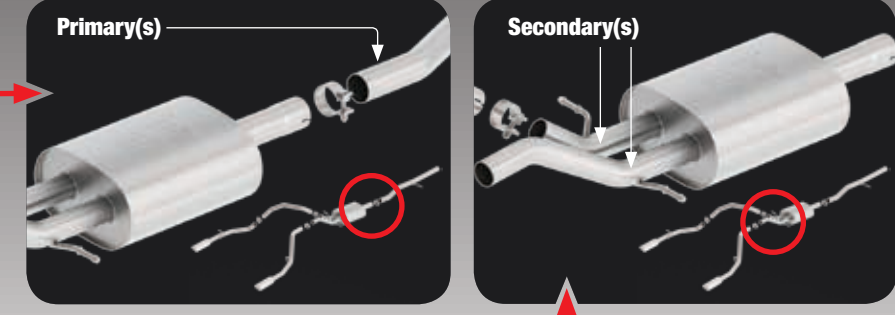
**HEADERS**




Borla® headers add power and torque while providing critical clearances and other features required by top engine builders.

- 1 Find the **Model** and **Year** of your vehicle within the alphabetical applications.
- 2 View the exhaust systems & components available for your vehicle under the **Product** column. Descriptions of Borla® exhaust products are on the left. Guides to their measurements are in the boxes below.
- 3 Learn how Borla® Cat-Back™ or Rear Section exhaust systems will appear and sound on your vehicle by matching the **Tip Style** numbers, **Tip Size**, **Shape** and **Length** measurements, **Tip Finish** and **Exit** descriptions, and the **Sound Level** with the images and icons found within the color panels on the page. See example below for details.

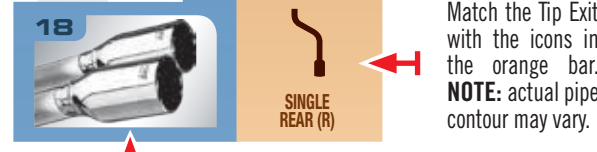
**NOTE:** Borla® exhaust systems are designed as bolt-on installations. Primary and Secondary pipe measurements are provided for informational purposes only.



Model/Group	Years	Product	Sound Level	Pipe Diameters		Tip Opening Size & Shape	Tip Length	Tip Finish	Tip Style	Tip Exit	Part #
				Primary(s)	Secondary(s)						
<b>E82</b> 135i 3.0L	08-11	Cat-Back™	S-Type	2.25" (x1)	2.25" (x2)	3.5" RD	6"	Bright	18	Single Rear (R)	12655



Shows the volume level of an exhaust system's sound, relative to the stock exhaust and other Borla® sound technologies. Learn more about them on pages 6-7.



Match the Tip Style # with the images in the blue bar. **NOTE:** see "Tip Exit" icon for quantity of tips, and tip measurements for their actual size.

Match the Tip Exit with the icons in the orange bar. **NOTE:** actual pipe contour may vary.