



SPARK PLUGS



AUTOMOTIVE CATALOG

BUILT WITH **DENSO**



DOMESTIC

EUROPEAN

IMPORT

For over **50 Years**, when the
Top Auto Makers World-Wide
build their vehicles, they rely
on **DENSO**.

DENSO



TABLE OF CONTENTS

Company Profile E1
How to Use This Catalog E2

GENERAL INFORMATION

Construction of a DENSO Spark Plug E3
Part Numbering E4
U-Groove Spark Plug E6
Double Platinum Spark Plug E7
Iridium Long Life Spark Plug E8
Platinum TT® Spark Plug E9
Iridium TT® Spark Plug E10
Iridium Power® Spark Plug E11
 Specifications E13
 Configurations E14
Iridium Racing® Spark Plug E16
 Specifications E18
Cylinder Head Application Chart E19
Electrode Configuration Identification E20
Spark Plug Installation & Torque
 Specifications E22
ISO Standards Information E23
Spark Plug Specifications Chart E24

APPLICATION INFORMATION

Spark Plug Applications 2

PRODUCT INFORMATION

Spark Plug Numerical Listing 372
Spark Plug Stock to Part Number
 Cross Reference 395
Spark Plug Part to Stock Number
 Cross Reference 399
Spark Plug Cross Reference
 by Manufacturer 403
New Part Number Listing 473



ABOUT DENSO

An OE Heritage

DENSO is one of the world's largest automotive component suppliers with over \$35.9 billion in annual sales. We supply every major auto manufacturer in the world, providing them with the quality and innovation they need to remain on the leading edge of automotive technology. In addition to our automotive customers, we also supply components to virtually all OE manufacturers worldwide. For decades we have helped all of our customers to become giants in their industries.

Unsurpassed Quality

At DENSO we know that one of the major keys to success for our company and our customers is an unwavering commitment to quality. We strive for, and achieve, zero defects for parts manufactured in the millions in DENSO facilities that are ISO9000 and ISO14000 certified. This dedication to quality is clearly recognized by the industry as DENSO has received such prestigious awards as the Deming Award for Quality, the J.D. Power and Associates Chairman's Award and numerous supplier awards for quality from companies like Toyota, Lexus, General Motors and Chrysler.


Bringing It All To The Aftermarket

In the 1980s, DENSO became the first to mass-produce the platinum spark plug and offer it in the aftermarket. A decade later we introduced the world's most advanced spark plug, Iridium Power®, which revolutionized the concept of the aftermarket performance plug. By the late 1990s, the world watched with great interest as DENSO unveiled a line of

OE-standard premium replacement components under the First Time Fit® brand. Today, the First Time Fit line of products includes A/C compressors, cabin air filters, condensers, evaporators, radiators, receiver driers, expansion devices, starters, alternators, oxygen sensors, fuel pumps, oil and air filters, ignition wire sets, tire pressure monitoring system sensors, engine management sensors and wiper blades.

Better By Design

As you can see, we've spent decades perfecting our craft — a claim few automotive component manufacturers can make. Clearly the DENSO commitment to quality, innovation, and advanced technology is the reason our automotive and heavy-duty components truly are better by design.



HOW TO USE THIS CATALOG

To find a part number based on application using the Application Section:

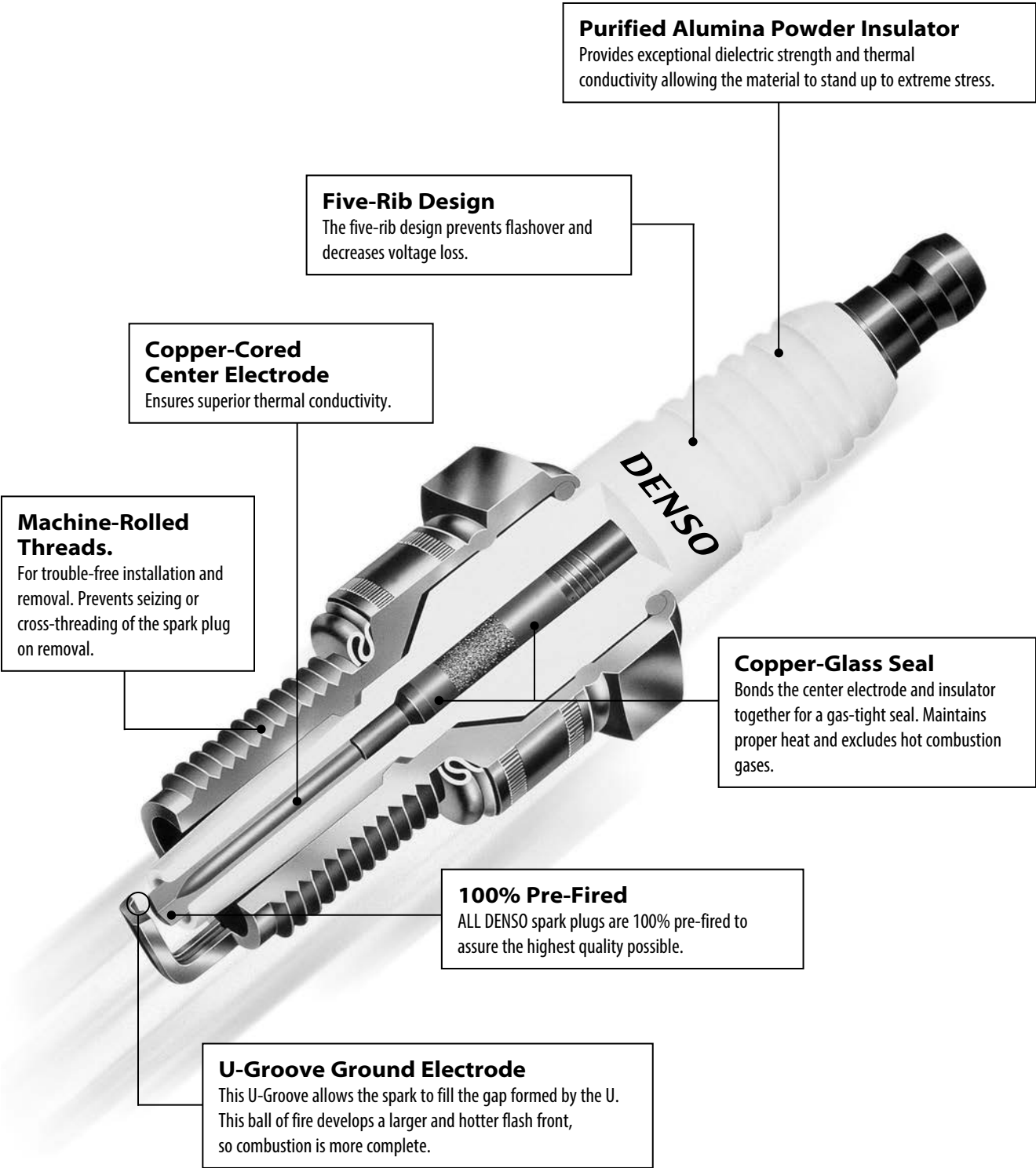
1. Locate the application on the page. Applications are sequenced by Year, Make, Model and Engine Type.
2. Find the application line that describes the vehicle options and locate the part number.

To find a DENSO part number based on an Alternate Part Number using the Cross Reference Sections:

1. Locate the part number.
2. Locate the Cross Reference section of this catalog.
3. Locate the Manufacturer's name and the part number.



SOLID DESIGN & EXCEPTIONAL CONSTRUCTION



PART NUMBERING

S		W K	16 20	E	XR PR	-U -A	11 11																																																			
Type of precious metal	Thread Diameter and Hex Size	Heat Range				Reach	Shape (Type)	Gap																																																		
D Center: 0.7 mm diameter iridium, Ground: 0.7 mm diameter platinum F Center: 0.55 mm diameter iridium, Ground electrode: 0.7 mm diameter platinum P Platinum plug S 0.7 mm diameter iridium SV 0.4 mm diameter iridium Z 0.55 mm diameter iridium	C 12x14.0 L 18x22.2 (Reach: 12 mm) M 18x25.4 (Reach: 12 mm) MA 18x20.6 (Tapered seat, Reach: 12 mm) MW 18x20.6 (Reach: 12 mm) J 14x25.6 (Projected plug) K 14x16.0 (ISO Small Hex plug) KJ 14x16.0 (ISO Projected Small Hex plug) LP 14x20.6 (Plug for LPG applications) N 10x 16.0 Q 14x16.0 (Small Hex plug) QJ 14x16.0 (Projected Small Hex plug) QL 14x20.6 (Small Hex long housing plug) S 14x20.6 (Surface gap or Rotary) T 14x16.0 (Tapered seat) TR 14x20.6 (For marine applications) W 14x20.6, 14x19.0 (Compact type) X 12x18.0 XE 12x14.0 XU 12x16.0 U 10x16.0 Y 8x13.0 Z 1/2PFx23.8	<table border="1"> <thead> <tr> <th>DENSO</th> <th>NGK</th> <th>CHAMPION</th> <th>BOSCH</th> </tr> </thead> <tbody> <tr><td>9</td><td>2</td><td>18</td><td>10</td></tr> <tr><td>14</td><td>4</td><td>16, 14</td><td>9</td></tr> <tr><td>16</td><td>5</td><td>12, 11</td><td>8</td></tr> <tr><td>20</td><td>6</td><td>10, 9</td><td>7, 6</td></tr> <tr><td>22</td><td>7</td><td>8, 7</td><td>5</td></tr> <tr><td>24</td><td>8</td><td>6, 63, 61</td><td>4</td></tr> <tr><td>27</td><td>9</td><td>4, 59</td><td>3</td></tr> <tr><td>29</td><td>9.5</td><td>57</td><td></td></tr> <tr><td>31</td><td>10</td><td>55</td><td>2</td></tr> <tr><td>32</td><td>10.5</td><td>53</td><td></td></tr> <tr><td>34</td><td>11</td><td></td><td></td></tr> <tr><td>35</td><td>11.5</td><td></td><td></td></tr> </tbody> </table>	DENSO	NGK	CHAMPION	BOSCH	9	2	18	10	14	4	16, 14	9	16	5	12, 11	8	20	6	10, 9	7, 6	22	7	8, 7	5	24	8	6, 63, 61	4	27	9	4, 59	3	29	9.5	57		31	10	55	2	32	10.5	53		34	11			35	11.5			A 19.0 mm (Electrode position: 7 mm) 21.5mm B 19.0 mm (Electrode position: 9.5 mm) C 19.0 mm (Electrode position: 5.0 mm) D 19.0 mm (Shrouded 2.0 mm) E (With Gasket) 19.0 mm 20.0 mm E (Tapered Seat) 19.0 mm F 12.7 mm FE 19.0 mm (Half thread) G 19.0 mm (Shrouded 2.8 mm) 19.0 mm (Shrouded 3.0 mm) H 19.0 mm (Electrode position: 8.5 mm) 26.5 mm L 11.2 mm M 8.6 mm N (Taper seat, Half thread) 17.5 mm V (Tapered seat) 25.0 mm None 9.5 mm 11.2 mm 19.0 mm 21.5 mm None (Tapered seat) 8.3 mm 11.2 mm	A Double ground electrodes A Slant G.E. (For racing) AY Double ground electrodes with bent shape (special) B Triple ground electrodes BG Triple G.E. (shrouded) D Quadruple G.E. Projected (2.0 mm projection) Projected (1.5 mm projection, spark position 3.5 mm) E Shroud: 25 K Projected (1 mm projection) LM Compact type (Hex Size: 20.6 mm) M Shortened insulator head length M Compact type (Hex Size 19.0 mm) P Projected (1.5 mm projection) Q Spark Position 3.5 mm, Projected 2.0 mm R With resistor S Non-projected (0mm projection) Single iridium T Double ground electrodes TM Double ground electrodes TN Double ground electrodes V Slant ground electrodes X Full projected (2.5 mm Projection)	-A Specialty Specification -B Specialty Specification -C Cut-back G.E. -E Specialty Specification -F Specialty Specification -G Grease applied on to threads, for CNG applications -GL Platinum C.E. -L Heat resistant G.E. Thin center electrode 3.5 mm projected insulator for motorcycles Retracted insulator for motorcycles -M Larger G.E. -N For Yamaha and Kawasaki -P A double layer of platinum G.E. Single platinum -R 10K ohm resistor plug -S Semi-surface gap discharge type -S Stainless gasket -TP Taper-cut, single platinum plug -U U-Groove G.E. -US Star-shaped C.E. -V 1.3 mm diameter, nickel C.E. -Z Taper cut -ZU ZU plug	5 0.5 mm (.020") 8 0.8 mm (.032") 9 0.9 mm (.035") 10 1.0 mm (.040") 11 1.1 mm (.044") 13 1.3 mm (.050") 14 1.4 mm (.055") 15 1.5 mm (.060") 20 2.0 mm (.080") <None> Cars: 0.8 mm M.C: 0.7 mm <Exceptions> P16R, PQ16R PQ20R are 1.1 mm
			DENSO	NGK	CHAMPION	BOSCH																																																				
			9	2	18	10																																																				
			14	4	16, 14	9																																																				
			16	5	12, 11	8																																																				
			20	6	10, 9	7, 6																																																				
			22	7	8, 7	5																																																				
			24	8	6, 63, 61	4																																																				
			27	9	4, 59	3																																																				
			29	9.5	57																																																					
			31	10	55	2																																																				
			32	10.5	53																																																					
			34	11																																																						
			35	11.5																																																						



PART NUMBERING

I I		KH U	20 27	TT A		
Plug Type	Thread Diameter and Hex Size	Heat Range				Special Design
I 0.4 mm diameter iridium V 0.4 mm diameter iridium with platinum tip P 1.1 mm diameter Platinum	<Thread Diameter x Reach x Hex Size> (mm)	DENSO	NGK	CHAMPION	BOSCH	A Slant electrode, No U-Groove, No taper cut B Projected insulator (1.5mm) C No U-Groove D No U-Groove, Inconel ground electrode E 2.0mm Shroud ES Stainless steel gasket F Special G Stainless steel gasket I Spark Position: 4 mm, Projection 1.5mm J Spark position: 5 mm K Spark position: 4 mm L Spark position: 5 mm M Spark position: 4 mm, for LPG applications T For LPG applications Y 0.8 mm gap Z Taper cut TT Twin-Tip
	K 14x19.0x16.0	16	5	12, 11	8	
	KA 14x19.0 (Shrouded 2.5, New Triple Electrodes) x 16.0	20	6	10, 9	7, 6	
	KB 14x19.0 (New Triple Electrodes) x 16.0	22	7	8, 7	5	
	KBH 14x26.5 (New Triple Electrodes) x 16.0	24	8	6, 63, 61	4	
	KD 14x19.0 (Shrouded 2.5) x 16.0	27	9	4, 59	3	
	KH 14x26.5x16.0	29	9.5	57		
	NH 10x19.0 (Half thread) x 16.0	31	10	55	2	
	T 14x17.5 (Taper seat) x 16.0	32	10.5	53		
	TF 14x11.2 (Taper seat) x 16.0	34	11			
	TL 14x25.0 (Taper seat, Long Insulator) x 16.0	35	11.5			
	TV 14x25.0 (Taper seat) x 16.0					
	Q 14x19.0x16.0					
	U 10x19.0x16.0					
	UF 10x12.7x16.0					
UH 10x19.0 (Half thread) x 16.0						
W 14x19.0x20.6						
WF 14x12.7x20.6						
WM 14x19.0x20.6 (Compact insulator)						
X 12x19.0x18.0						
XEH 12x26.5 (Shrouded 2.0) x 14.0						
XG 12x19.0 (Shrouded 2.5) x 18.0						
XU 12x19.0x16.0						
XUH 12x26.5x16.0						
Y 8x19.0 (Half thread) x 13.0						

DENSO'S U-GROOVE GROUND ELECTRODE

The unique, U-Groove ground electrode is one of the finest features of DENSO spark plugs. The electrode was developed to meet the demand for improved ignitability, necessary for increased efficiency in emission gas purification and fuel consumption.

Features

1. IMPROVED IGNITABILITY

With the U-Groove ground electrode, shown in Figure 1, firing can be greatly improved without increasing the spark plug gap.

As shown in Figure 2, the ground electrode's design gives the flame a groove to grow in, resulting in less flame dissipation. It also creates a larger flame front for a more complete combustion, even in the case of a lean air-fuel mixture, effectively yielding greater firing energy. Conventional plugs squash the flame. This "quenching effect" leads to increased spark plug gap size, which has a negative effect on the spark.

2. BETTER FUEL EFFICIENCY AND IMPROVED THROTTLE RESPONSE

The U-Groove ground electrode provides a larger spark stimulation and more complete combustion, resulting in better fuel efficiency and improved throttle response.

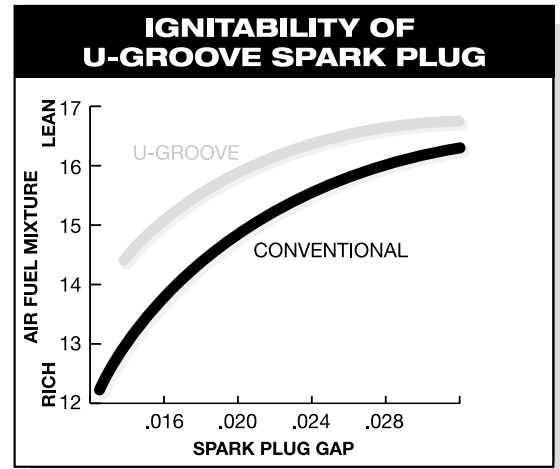


FIG. 1

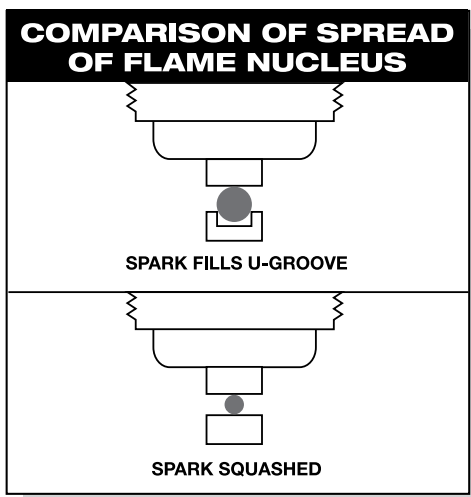


FIG. 2

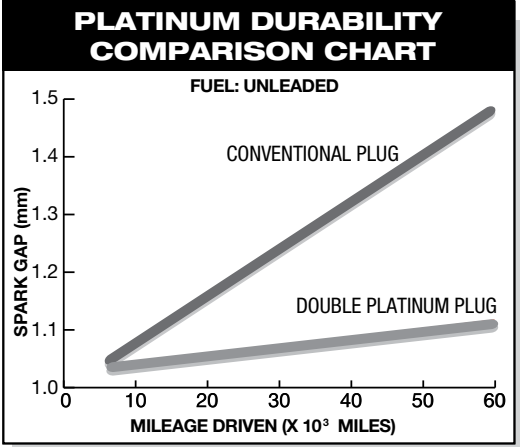




DENSO DOUBLE PLATINUM TECHNOLOGY

Designed to maximize the effective operating life of a spark plug.

DENSO pioneered the use of platinum in spark plug manufacturing. To maximize the longevity and enhance the durability of the spark plug, DENSO applied platinum to both the center and ground electrodes. Platinum's superior resistance to erosion and corrosion enables DENSO to create a spark plug capable of consistent, extended operation in excess of 60,000 miles.



The Result:

Extended life and years of worry-free operation.

Platinum Ground Electrode

Platinum Center Electrode

DENSO IRIDIUM LONG LIFE SPARK PLUG

Using the same laser welding process as the Iridium Power spark plug, DENSO designed a long life spark plug factory installed on luxury vehicles by automakers such as GM, Toyota, Honda and Mitsubishi. Using its patented Iridium alloy, DENSO was able to shrink the center electrode to 0.7mm, dramatically improving ignitability and longevity.





DENSO PLATINUM TT[®] SPARK PLUG

- Improved Performance
- Extended Durability
- Better Fuel Economy

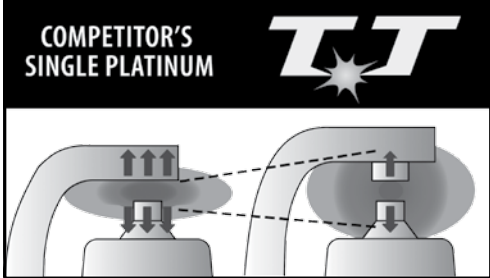
Platinum & Titanium

DENSO's revolutionary Twin-Tip design is a combination of highly durable precious metals - Platinum and Titanium. The center electrode is created using an extremely durable Platinum alloy that allows for the reduction of the tip size to 1.1mm in diameter, while maintaining the life of the plug. The Titanium-enhanced alloy on the ground electrode also increases durability, which is critical to minimize tip erosion and achieve the new Twin-Tip design.

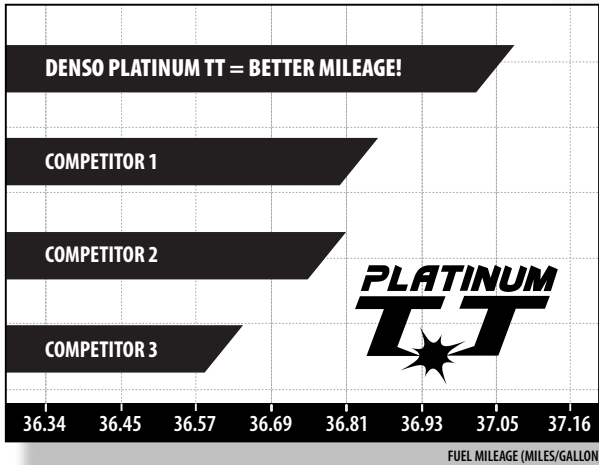
Better Performance & Value

Superior ignitability of the DENSO Platinum TT means more efficient combustion, which yields better engine performance in terms of power and fuel economy. Better mileage, more power, and faster starts, all while reducing carbon emissions are what places the Platinum TT heads above the competition. Top performance, Total Value.

Improved Performance



- Reduced quenching results in larger flame
- Faster flame propagation for more complete combustion



Mileage may vary compared to competitor's single platinum and conventional plugs



DENSO IRIDIUM TT®

For over 60 years, DENSO has been leading the way bringing new technology to drivers around the world. DENSO revolutionized spark plug design with our U-Groove spark plugs, and DENSO pioneered platinum and iridium technology for spark plugs. The end result is a full line of spark plugs designed for a wide range of applications. So when it's time for new spark plugs, be sure to select the technology that's right for your vehicle.



Longer Lifetime

Iridium and platinum technologies combine with our patented 360-degree laser welding process to create a plug with a lifetime over 100,000 miles.

Improved Ignitability

DENSO's TT or "Twin-Tip" technology promotes the largest spark energy concentration and explosion, which translates into improved acceleration and economy. The Iridium TT features the world's smallest 0.4mm Iridium center electrode and 0.7mm needle tip ground electrode, which minimizes spark interference and thus maximizes ignitability. The result is the best performance you can buy, with better power, torque, and fuel economy than any other spark plug.

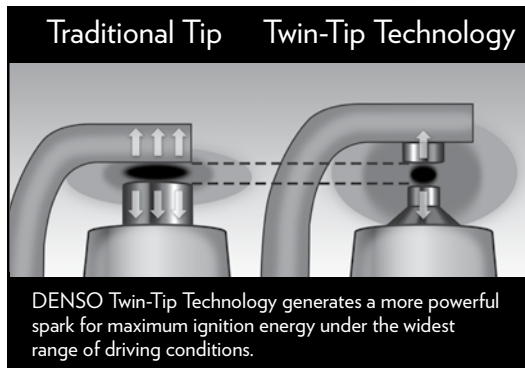

Patented Alloy

DENSO's patented Iridium alloy has the highest Iridium concentration which makes it more durable and produces a dramatic improvement in spark plug life.

TWIN-TIP TECHNOLOGY

The ultimate spark plug for power, economy & endurance

- 0.4mm Patented Iridium-Rhodium Tip Center Electrode
- 0.7mm Platinum Tip Ground Electrode

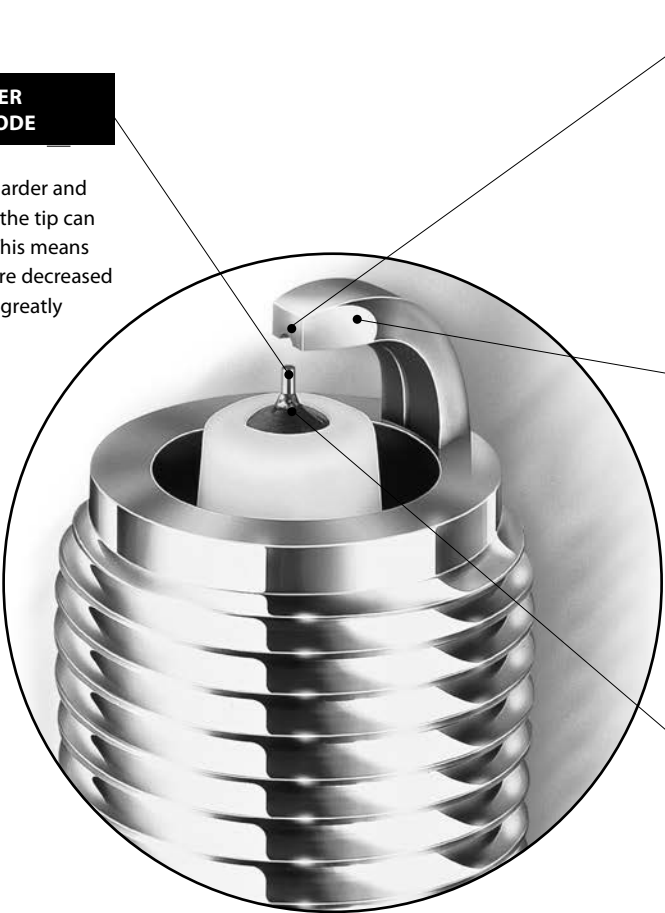


IRIDIUM POWER®

The fundamental design of this new generation of spark plug retains the proven features used in DENSO's OE products and combines a revolutionary Iridium alloy with laser welding technology that allows DENSO to harness the power of Iridium.

**0.4MM DIAMETER
IRIDIUM ELECTRODE**

Using Iridium, which is 6x harder and 8x stronger than platinum, the tip can be shrunk to only 0.4mm. This means the voltage requirements are decreased while firing performance is greatly improved.



U-GROOVE

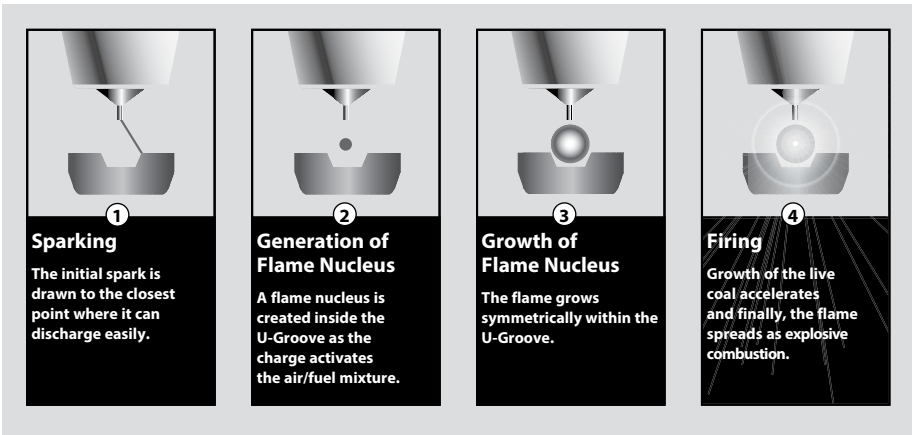
A U-Groove has been cut inside the ground electrode to maintain the large volume of space required to form the nucleus of a flame. While still keeping the required voltage low, this technology enables excellent firing performance without increasing the spark gap.

TAPERED CUT

The tip of the ground electrode has been cut to form a taper. This greatly improves firing performance by reducing quenching.

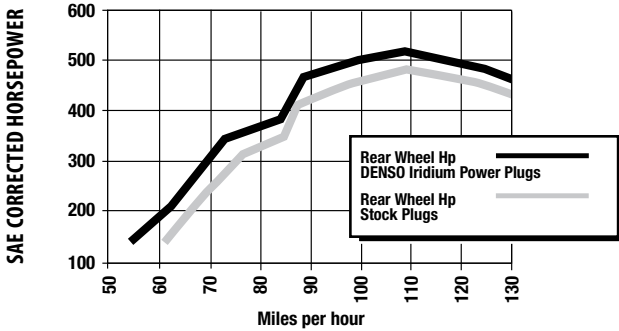
360° LASER WELDING

The extreme hardness and high melting point of Iridium prevented the use of this incredible metal until DENSO perfected the Laser Welding Process, which provides a 360° seal so reliable the electrode resists wear even in the harshest conditions.



IRIDIUM POWER®

DENSO IRIDIUM POWER PLUGS VS. STOCK PLUGS
HONDA 1.8 LITER



Test performed on a Dyno Jet at JG Engine Dynos

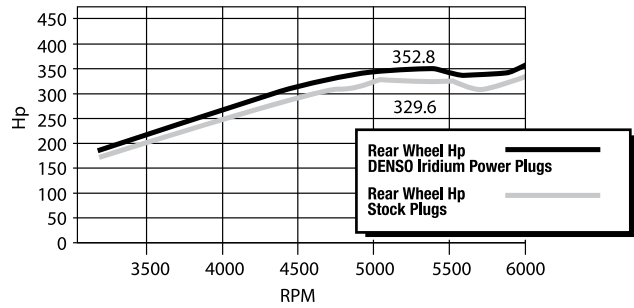
IMPORT DYNO

The patented U-Groove ground electrode and the 0.4mm diameter center electrode give the DENSO Iridium Power spark plug superior ignition performance. The result is increased horsepower and torque. The graph to the left illustrates the SAE corrected horsepower increase versus a stock plug in a 1994 Honda Civic 1.8L race engine. An increase of 15 horsepower was attained at over 110mph.

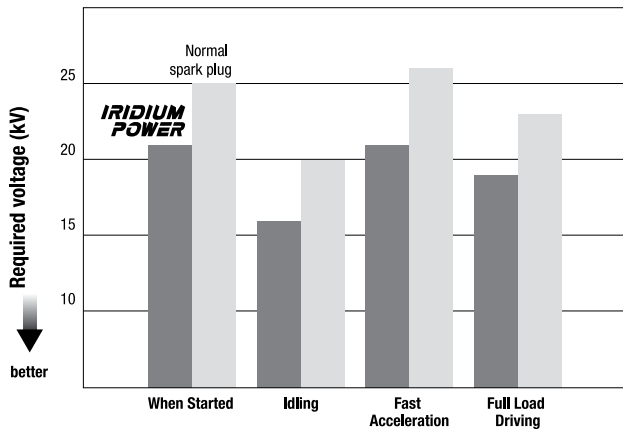
DOMESTIC DYNO

With a 360° laser welded center electrode tip that has a melting point of over 4000° F the DENSO's Iridium Power spark plug is the ultimate performance spark plug from extreme race conditions to the daily grind of everyday driving. The graph to the right gives an example of the horsepower gained in a supercharged 2001 Ford Mustang Bullitt GT. In this test case, a 23 horsepower increase was attained at 5500 rpm.

DENSO IRIDIUM POWER PLUGS VS. STOCK PLUGS
'01 FORD MUSTANG BULLITT GT



Test performed on a Superflo Dyno at Westech Performance Group



IRIDIUM POWER® VOLTAGE REQUIRED

The ultra-fine 0.4mm diameter center electrode reduces voltage requirements.

Recently, the trend has been towards increasing the compression ratio to boost horsepower in engines. The required voltage of spark plugs must increase to accommodate higher compression ratios. In the worst case scenario, sparking ceases while the engine is running. By reducing the center electrode to 0.4mm, as in Iridium Power plugs, the required voltage also decreases eliminating sparking failure making DENSO Iridium Power spark plugs the best choice for performance engines.

The graph to the left gives examples of required voltage measurements for Iridium Power and normal spark plugs.

The required voltage for Iridium Power plugs is between 3 and 5 kv less than standard plugs.













IRIDIUM POWER® SPECIFICATIONS











NUMBER	STOCK NO.	THREAD DIAMETER (mm)	THREAD REACH (mm)	HEX SIZE (in)	GAP (mm)	INSULATOR PROJECTION (mm)
IK16#4	5303	14	19	5/8	1.1	1.5
IK20#4	5304	14	19	5/8	1.1	1.5
IK22#4	5310	14	19	5/8	0.8	1.5
IK22G#4	5348	14	19	5/8	0.8	1.5
IK24#4	5311	14	19	5/8	0.8	1.5
IK27#4	5312	14	19	5/8	0.8	0.5
IK31#4	5321	14	19	5/8	0.8	-0.5
IK34#4	5322	14	19	5/8	0.8	-0.5
IKH16#4	5343	14	26.5	5/8	1.1	1.5
IKH20#4	5344	14	26.5	5/8	1.1	1.5
IKH22#4	5345	14	26.5	5/8	0.8	1.5
IKH24#4	5346	14	26.5	5/8	0.8	1.5
IKH27#4	5347	14	26.5	5/8	0.8	1.5
IQ16#4	5301	14	19	5/8	1.1	1.5
IQ20#4	5302	14	19	5/8	1.1	1.5
IQ22#4	5313	14	19	5/8	0.8	1.5
IQ24#4	5314	14	19	5/8	0.8	1.5
IQ27#4	5315	14	19	5/8	0.8	0.5
IQ31#4	5323	14	19	5/8	0.8	-0.5
IQ34#4	5324	14	19	5/8	0.8	-0.5
IT16#4	5325	14	.708"	5/8	1.1	1.5
IT20#4	5326	14	.708"	5/8	1.1	1.5
IT22#4	5327	14	.708"	5/8	1.1	1.5
IT24#4	5328	14	.708"	5/8	0.8	-0.5
IT27#4	5329	14	.708"	5/8	0.8	-0.5
ITF16#4	5330	14	.460"	5/8	1.1	1.5
ITF20#4	5331	14	.460"	5/8	1.1	1.5
ITF22#4	5332	14	.460"	5/8	1.1	1.5
ITF24#4	5333	14	.460"	5/8	0.8	-0.5
ITF27#4	5334	14	.460"	5/8	0.8	-0.5
ITL16#4	5349	14	25	5/8	1.1	1.5
ITL20#4	5350	14	25	5/8	1.1	1.5
ITV16#4	5338	14	25	5/8	1.1	1.5
ITV20#4	5339	14	25	5/8	1.1	1.5
ITV22#4	5340	14	25	5/8	0.8	-0.5
ITV24#4	5341	14	25	5/8	0.8	-0.5
ITV27#4	5342	14	25	5/8	0.8	-0.5
IU20#4	5360	10	19	5/8	0.9	-0.5

NUMBER	STOCK NO.	THREAD DIAMETER (mm)	THREAD REACH (mm)	HEX SIZE (in)	GAP (mm)	INSULATOR PROJECTION (mm)
IU22#4	5361	10	19	5/8	0.9	-0.5
IU24#4	5362	10	19	5/8	0.9	-0.5
IU24A#4	5365	10	19	5/8	0.9	-0.5
IU27#4	5363	10	19	5/8	0.9	-0.5
IU27A#4	5366	10	19	5/8	0.9	-0.5
IU31#4	5364	10	19	5/8	0.9	-0.5
IU31A#4	5367	10	19	5/8	0.9	-0.5
IUF22#4	5383	10	12.7	5/8	0.8	0.6
IUF24#4	5384	10	12.7	5/8	0.8	0.6
IUF27A#4	5385	10	12.7	5/8	0.8	0.6
IUF31A#4	5386	10	12.7	5/8	0.8	0.6
IUH24#4	5368	10	19	5/8	0.9	0.6
IUH27#4	5369	10	19	5/8	0.9	0.6
IW16#4	5305	14	19	13/16	1.1	1.5
IW20#4	5306	14	19	13/16	1.1	1.5
IW22#4	5307	14	19	13/16	0.8	1.5
IW24#4	5316	14	19	13/16	0.7	-0.5
IW27#4	5317	14	19	13/16	0.7	-0.5
IW29#4	5318	14	19	13/16	0.7	-0.5
IW31#4	5319	14	19	13/16	0.7	-0.5
IW34#4	5320	14	19	13/16	0.7	-0.5
IWM24#4	5391	14	19	13/16	0.8	-1.5
IWM27#4	5392	14	19	13/16	0.8	-1.5
IWM31#4	5393	14	19	13/16	0.8	-1.5
IWF16#4	5359	14	12.7	13/16	0.8	1.5
IWF20#4	5378	14	12.7	13/16	0.8	1.5
IWF22#4	5379	14	12.7	13/16	0.8	-0.5
IWF24#4	5380	14	12.7	13/16	0.8	-0.5
IWF27#4	5381	14	12.7	13/16	0.8	-0.5
IX22#4	5371	12	19	18mm	0.8	0.6
IX22B#4	5375	12	19	18mm	0.9	1.5
IX24#4	5372	12	19	18mm	0.8	0.6
IX24B#4	5376	12	19	18mm	0.9	1.5
IX27#4	5373	12	19	18mm	0.8	0.6
IX27B#4	5377	12	19	18mm	0.9	1.5
IXU22#4	5308	12	19	5/8	0.9	1.3
IXU24#4	5309	12	19	5/8	0.9	1.3
IXU27#4	5337	12	19	5/8	0.9	1.3

IRIDIUM POWER® CONFIGURATIONS

IKH series	 <p>IKH16, IKH20, IKH22, IKH24, IKH27</p> <ul style="list-style-type: none"> • 14mm diameter X 26.5mm length long reach type. • For Subaru 3 Liter, Nissan, Peugeot, Citroen, and Yamaha Marine. 	IK series	 <p>IK16, IK20, IK22, IK16L, IK20L, IK16G, IK20G, IK22G, IK24, IK27, IK31, IK34</p> <ul style="list-style-type: none"> • Mainly used for cars. ISO type. • 14mm diameter X 19mm length type. • IK22 and above are for tuned engines, with a spark gap of 0.8mm. • IK□L is extended type (spark position 5mm). • IK□G Stainless Steel Gasket.
IQ series	 <p>IQ16, IQ20, IQ22, IQ24, IQ27, IQ31, IQ34</p> <ul style="list-style-type: none"> • Mainly used for cars. • 14mm diameter X 19mm length type. • IQ22 and above are tuned engines, with a spark gap of 0.8mm 	IW series	 <p>IW16, IW20, IW22, IW24, IW27, IW29, IW31, IW34</p> <ul style="list-style-type: none"> • 14mm diameter X 19mm length fully threaded type. • IW16 to 22 are focused on ignitability with a 1.5mm projection, whereas IW24 to 34 are focused on heat resistance with a projection of -1.5mm. • The spark position of IW24 to 34 is projected 0.5mm compared to normal (1.0 → 1.5mm).
IWM series	 <p>IWM24, IWM27, IWM31</p> <ul style="list-style-type: none"> • This type has a gasket face height shortened by approximately 10mm from the IW Type. • The Iridium Power version of the IWM01-□Iridium Racing plugs. • Sold as street-use plugs for 2-cycle 250cc sports bikes. • For Honda NSR250, Yamaha TZ250R, Suzuki RGV250 γ (Gamma), Aprilia RS250, KTM260, 300, and 380 ('99 and later). • Can also be used for water cooled kart engines. 	IWF series	 <p>IWF16, IWF20, IWF22, IWF24, IWF27</p> <ul style="list-style-type: none"> • 14mm diameter X 12.7mm length short reach type. • IWF27 utilizes the heat resistance of the iridium electrode to extend the spark position 0.5mm (1.0 → 1.5mm) • Harnessing the low required voltage of the 0.4mm diameter Iridium, the gap is wider than in standard types (0.7 → 0.8mm). Ignitability is increased even further.
ITV series	 <p>ITV16, ITV20, ITV22, ITV24, ITV27</p> <ul style="list-style-type: none"> • 14mm diameter X 25.0mm length tapered seat, long reach type. • For the Ford Focus, Mondeo, Escape; Chevrolet Blazer and Mazda Tribute. 	ITL series	 <p>ITL 16, ITL20</p> <ul style="list-style-type: none"> • 14mm diameter X 25.0mm length tapered seat, long reach type. • Designed so that the head of the plug is 6mm higher than in the ITV. • For the Chrysler PT Cruiser and Voyager.
IT series	 <p>IT16, IT20, IT22, IT24, IT27</p> <ul style="list-style-type: none"> • 14mm diameter X 17.5mm length tapered seat type. • For use with GM, Ford, Citroen, Jaguar, Peugeot, Volvo, Mercedes-Benz, Lancia, Renault, Audi and Mazda. 	ITF series	 <p>ITF16, ITF20, ITF22, ITF24, ITF27</p> <ul style="list-style-type: none"> • 14mm diameter X 11.2mm length tapered seat type. • For use with GM and Ford.

IRIDIUM POWER® CONFIGURATIONS

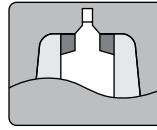
IXU series	 <p>IXU22, IXU24, IXU27</p> <ul style="list-style-type: none"> • 12mm diameter X 19mm length fully threaded type. • The insulator is fully projected (1.5mm), creating a wide heat range and greater ignitability. • 16mm Hex • For use with small cars and imported motorcycles such as Ducati. 	 <p>IX22, IX24, IX27</p> <ul style="list-style-type: none"> • 12mm diameter X 19mm length fully threaded type. • Using the high heat resistance of the iridium electrode, the spark position is projected 0.4mm more than in standard types. (1.6 → 2.0mm). • Harnessing the low require voltage of the 0.4mm diameter iridium the gap is wider than in the standard types (0.7 → 0.8mm). A further increase in ignitability. • 18mm Hex
IX-B series	 <p>IX22B, IX24B, IX27B</p> <ul style="list-style-type: none"> • 12mm diameter X 19mm length fully threaded type. • Compared to the IX type, the insulator projection is extended 0.9mm (0.6 → 1.5mm), resulting in a wider heat range. • The spark position is projected 0.8mm more than the IX type. (2.0 → 2.8mm). • 18mm Hex 	 <p>IXG24, IXG27</p> <ul style="list-style-type: none"> • The Iridium Power versions of the 2mm shroud type plugs (X24/27GP-U) used by Honda. • Applicable to CB400SS. An expansion of applications is planned. • Applicable to Honda CB400SS, XR400RR, CL400/RS, XLR250R, CBX250S, FTR250, CBX400F, XR250R.
IU series	 <p>IU20, IU22, IU24, IU27, IU31</p> <ul style="list-style-type: none"> • 10mm diameter X 19mm length fully threaded type. • Harnessing the low required voltage of the 0.4mm iridium center electrode, the spark gap is wider than in normal types. A further increase ignitability. • For motorcycles such as Yamaha and Kawasaki, also for Ferarri, Maserati, and Alfa Romeo. 	 <p>IU24A, IU27A, IU31A</p> <ul style="list-style-type: none"> • 10mm diameter X 19mm length fully threaded slant ground electrode type. • Harnessing the low require voltage of the 0.4mm diameter iridium, the gap is wider than in normal types (0.7 → 0.9mm). Ignitability is greatly increased. • By making this a single electrode, the spark location is stabilized compared to normal types (double ground electrode), securing an ideal combustion condition. <p>← Slant Electrode</p>
IUH series	 <p>IUH24, IUH27</p> <ul style="list-style-type: none"> • 10mm diameter X 19mm length half-threaded type. • Using the high heat resistance of the iridium electrode, the spark position is extended 0.4mm compared to standard type (1.6 → 2.0mm). • For Honda 	 <p>IUF22, IUF24, IUF14-UB</p> <ul style="list-style-type: none"> • 10mm diameter X 12.7mm length short reach type. • Using the high heat resistance of the iridium, the spark position is extended 0.4mm compared to standard types (1.6 → 2.0mm). • Harnessing the low required voltage of the 0.4mm diameter iridium, the spark gap is wider than in normal types (0.7 → 0.8mm).
IUF-A series	 <p>IUF27A, IUF31A</p> <ul style="list-style-type: none"> • 10mm diameter X 12.7mm length short type. • Ideal for Gorilla/Monkey Racing. • The ground electrode has a slant shape, reducing the thermal stress on it. <p>← Slant Electrode</p>	 <p>IY24, IY27, IY31</p> <ul style="list-style-type: none"> • 8mm diameter X 19mm length tapered seat, half thread type. • The world's first 8mm th ead diameter iridium plug. • Can be used with Honda Smart Dio ('04-), VFR400, RVF400, Kitaco Monkey Head and NR750.

IRIDIUM RACING®

100% PLATINUM 0.8 MM GROUND ELECTRODE

Platinum has a higher melting point than the nickel alloys used in conventional spark plug ground electrodes. This feature reduces wear and problems such as melting the ground electrode under the severe driving or race conditions. In addition, the platinum alloy used in the 0.8mm ground electrode is produced without the need for fusing or bending, which increases durability and virtually eliminates residual stress.

PATENTED SELF-CLEANING SPARK



A small gap has been developed around the tip of the center electrode and insulator. If the plug develops carbon build up and bridging occurs, electrical discharges in this section burn away any carbon deposits and cleans the insulator. This technology has been patented by DENSO (Japanese patent No. 2727558).

ULTRA-FINE 0.4-MM DIAMETER IRIIDIUM CENTER ELECTRODE

The new DENSO Iridium alloy, with an extremely high melting point, is used to create the world's smallest center electrode allowing the voltage requirements to be significantly reduced, and greatly improving ignition performance.

This new Iridium alloy achieves its particular characteristics through a unique material structure (*1) and production method (*2).

*1 Small amounts of rhodium are added to the alloy to increase high temperature oxidation resistance. (Japanese patent 2877035, U.K. patent 23023767)

*2 A fusion method is used to form the center electrode, instead of the conventional sintering method. (Japanese patent 3000955, U.S. patent 5977695)

SILICONE OIL COATING

For racing vehicles, starting problems caused by carbon deposits and bridged plugs before the start of a race can be fatal. To prevent this, a film of silicone oil is applied to the insulator. The water-repellent properties of silicone oil keep the insulator surface free from moisture and carbon to prevent any losses in plug insulating performance.

BEVELED HOUSING SIDE

The bevel on the side of the housing has been increased in size to improve resistance to abnormal combustion. Furthermore, they also make possible the discharge of residual gases and entry of fresh gases; improve self-cleaning performance, which helps reduce fouling of the plug.


RACING INSULATOR

Through DENSO's involvement in motorsports, we have engineered a new insulator that is 20% stronger than insulators previously used.

360° LASER WELDING PROCESS

360° laser welding* is used to create a seal so reliable the electrode resists wear even in the harshest driving conditions.

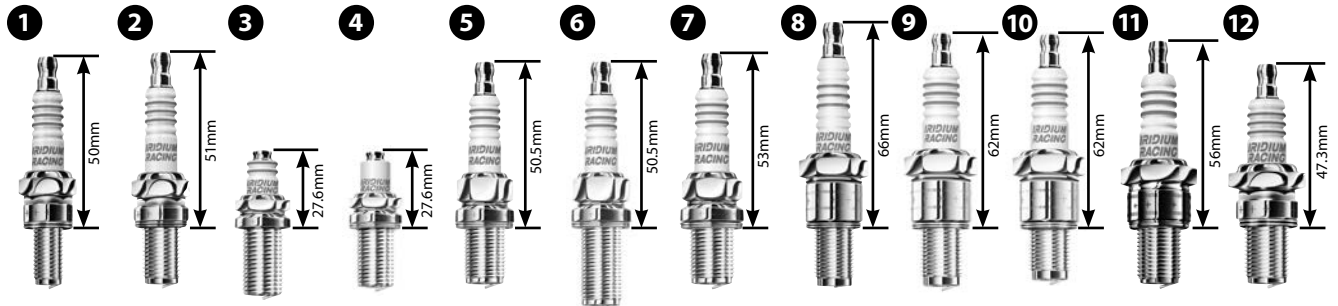
* DENSO patented the 360° laser welding method in Japan and the United States. (Japanese patent No. 2921524, U.S. patent pending).



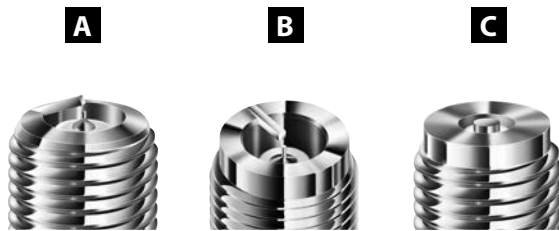
CIRCUMFERENCE LASER WELDING

IRIDIUM RACING®

INSULATOR HEIGHT



ELECTRODE CONFIGURATION



IDENTIFYING IRIDIUM RACING™ PLUG NUMBERS

I	W	0	1	-	27
CLASSIFICATION	THREAD SIZE	SERIAL NUMBER	ELECTRODE CONFIGURATION	HEATING RANGES	
I: Iridium R: Surface Gap	U: 10mm XU: 12mm A: 14mm AE: 14mm K: 14mm KH: 14mm Q: 14mm RE: 14mm RL: 14mm RT: 14mm W: 14mm WM: 14mm		1: Diagonal ground electrode 2: Horizontal ground electrode 6: Diagonal ground electrode, non-resistor plug <small>(Exception) IRE01 is a horizontal electrode.</small>	24 27 29 31 32 34 35	

IRIDIUM RACING™ PLUG TABLE

MODEL (HEATING VALUE)	THREAD DIAMETER (MM)	THREAD LENGTH (MM)	HEX (IN)	PLUG HEIGHT (MM)	GASKET	TERMINAL/RESISTOR	PLUG PROFILE	CENTER ELECTRODE MATERIAL	GROUND ELECTRODE MATERIAL	AVAILABLE HEAT RANGES*
IU01*	10	19	5/8	50	YES	REMOVABLE/YES	1 A	IR	PT	24, 27, 31, 34
RU01*	10	19	5/8	50	YES	REMOVABLE/YES	1 C	NI	NI	27, 31, 34
IXU01*	12	19	5/8	51	YES	REMOVABLE/YES	2 A	IR	PT	24, 27, 31, 34
IA01*	14	22	5/8	27.6	NO	SOLID/YES	3 A	IR	PT	31, 32, 34
IAE01*	14	19	5/8	27.6	YES	SOLID/YES	4 A	IR	PT	32, 34
IK01*	14	19	5/8	50.5	YES	SOLID/YES	5 A	IR	PT	24, 27, 31, 34
IK02*	14	19	5/8	50.5	YES	SOLID/YES	5 B	IR	PT	24, 27, 31
IKH01*	14	26.5	5/8	50.5	YES	SOLID/YES	6 A	IR	PT	24, 27, 31
IQ01*	14	19	5/8	53	YES	SOLID/YES	7 A	IR	PT	24, 27, 31, 34
IQ02*	14	19	5/8	53	YES	SOLID/YES	7 B	IR	PT	24, 27, 31
IRE01*	14	21.5	13/16	66	YES	CRIMPED/YES	8 B	IR	PT	27, 31, 32, 34, 35
IRL01*	14	21	13/16	62	YES	SOLID/YES	9 A	IR	PT	27, 31
IRT01*	14	19	13/16	62	YES	SOLID/YES	10 A	IR	PT	31, 34
IW01*	14	19	13/16	56	YES	CRIMPED/YES	11 A	IR	PT	24, 27, 29, 31, 32, 34
IW06*	14	19	13/16	56	YES	SOLID/NO	11 A	IR	PT	27, 31, 34
IWM01*	14	19	13/16	47.3	YES	SOLID/YES	12 A	IR	PT	29, 31, 32, 34

IRIDIUM RACING® SPECIFICATIONS

NUMBER	STOCK NO.	THREAD DIAMETER (mm)	THREAD REACH (mm)	HEX SIZE (in)	GAP (mm)	INSULATOR PROJECTION (mm)
IA01-31#4	5723	14	22	5/8	0.6	-1.0
IA01-32#4	5724	14	22	5/8	0.6	-1.0
IA01-34#4	5725	14	22	5/8	0.6	-1.0
IAE01-32#4	5747	14	19	5/8	0.6	-1.3
IAE01-34#4	5748	14	19	5/8	0.6	-1.3
IK01-24#4	5701	14	19	5/8	0.7	-1.0
IK01-27#4	5702	14	19	5/8	0.7	-1.0
IK01-31#4	5703	14	19	5/8	0.7	-1.0
IK02-24#4	5704	14	19	5/8	0.7	-2.3
IK02-27#4	5705	14	19	5/8	0.7	-2.3
IK02-31#4	5706	14	19	5/8	0.7	-2.3
IK01-34#4	5742	14	19	5/8	0.7	-1.0
IKH01-24#4	5749	14	26.5	5/8	0.7	-1.0
IKH01-27#4	5750	14	26.5	5/8	0.7	-1.0
IKH01-31#4	5751	14	26.5	5/8	0.7	-1.0
IQ01-24#4	5707	14	19	5/8	0.7	-1.0
IQ01-27#4	5708	14	19	5/8	0.7	-1.0
IQ01-31#4	5709	14	19	5/8	0.7	-1.0
IQ01-34#4	5743	14	19	5/8	0.7	-1.0
IQ02-24#4	5710	14	19	5/8	0.7	-2.3
IQ02-27#4	5711	14	19	5/8	0.7	-2.3
IQ02-31#4	5712	14	19	5/8	0.7	-2.3
IRE01-27#4	5719	14	21.5	13/16	0.7	-2.2
IRE01-31#4	5720	14	21.5	13/16	0.7	-2.2
IRE01-32#4	5721	14	21.5	13/16	0.7	-2.2
IRE01-34#4	5722	14	21.5	13/16	0.7	-2.2
IRE01-35#4	5741	14	21.5	13/16	0.7	-2.2
IRT01-31#4	5752	14	19	13/16	1.1	-2.5

NUMBER	STOCK NO.	THREAD DIAMETER (mm)	THREAD REACH (mm)	HEX SIZE (in)	GAP (mm)	INSULATOR PROJECTION (mm)
IRL01-31#4	5755	14	21	13/16	1.1	-2.5
IRT01-34#4	5753	14	19	13/16	1.1	-2.5
IRL01-27#4	5754	14	21	13/16	1.1	-2.5
IU01-24#4	5734	10	19	5/8	0.6	-1.8
IU01-27#4	5735	10	19	5/8	0.6	-1.8
IU01-31#4	5736	10	19	5/8	0.6	-1.8
IU01-34#4	5737	10	19	5/8	0.6	-1.8
IW01-24#4	5713	14	19	13/16	0.6	-1.5
IW01-27#4	5714	14	19	13/16	0.6	-1.5
IW01-29#4	5715	14	19	13/16	0.6	-1.5
IW01-31#4	5716	14	19	13/16	0.6	-1.5
IW01-32#4	5717	14	19	13/16	0.6	-1.5
IW01-34#4	5718	14	19	13/16	0.6	-1.5
IW06-27#4	5744	14	19	13/16	0.6	-1.5
IW06-31#4	5745	14	19	13/16	0.6	-1.5
IW06-34#4	5746	14	19	13/16	0.6	-1.5
IWM01-29#4	5726	14	19	13/16	0.6	-1.5
IWM01-31#4	5727	14	19	13/16	0.6	-1.5
IWM01-32#4	5728	14	19	13/16	0.6	-1.5
IWM01-34#4	5729	14	19	13/16	0.6	-1.5
IXU01-24#4	5730	12	19	5/8	0.6	-1.5
IXU01-27#4	5731	12	19	5/8	0.6	-1.5
IXU01-31#4	5732	12	19	5/8	0.6	-1.5
IXU01-34#4	5733	12	19	5/8	0.6	-1.5
RU01-27#4	5738	10	19	5/8	1.1	-0.3
RU01-31#4	5739	10	19	5/8	1.1	-0.3
RU01-34#4	5740	10	19	5/8	1.1	-0.3

RACING PLUGS INDIVIDUALLY PACKAGED IN PLASTIC CASES

DENSO is the first spark plug manufacturer to package each plug individually in its own protective plastic case. The packaging securely protects the plug body and electrode and makes for trouble-free transportation to the track. In addition, each four-pack contains an Iridium Racing decal.



TERMINAL-ATTACHMENT SPECIFICATIONS

The plug includes an attachable terminal, which is compatible with almost all plug wires throughout the world. This terminal nut can also be removed for vehicles, which do not require an attachable terminal. (Plug types with fixed terminal are also available.)

Crimped specifications: IRE01, IW01
Fixed specifications: IWM01, IK01, IK02, IQ01, IQ02, IA01

BUILT-IN HIGH-RELIABILITY RESISTOR*

Iridium Racing plug specifications match all types of resistors. They also have a built-in monolithic resistor body for greater reliability. They reduce electrical interference in all types of electronic equipment.

ANTI-CORROSIVE GLOSSY NICKEL PLATING

The housing has glossy nickel plating to provide a high level of corrosion resistance. In addition, this eliminates thread seizing, which can occur with zinc-plated plugs, and prevents any damage to the cylinder head plug socket.



AFTERMARKET PERFORMANCE CYLINDER HEAD APPLICATION CHART

CYLINDER HEAD MANUFACTURER	SPECIFICATION SHEET RECOMMENDATION	DENSO IRIIDIUM POWER EQUIVALENT
AFR AIR FLOW RESEARCH		
205cc LS1, Mongoose Street Head	AC 41-974 Platinum	IT16
225cc LS1 Mongoose Strip Head	AC 41-974 Platinum	IT16
180cc SBC Street Head	AC FR3LS	IK16
180cc LT1 Street Head	AC FR3LS	IK16
195cc SBC Street Head	AC FR3LS	IK16
195cc LT4 Street Head	AC FR3LS	IK16
305/315/325/335/345/357cc Magnum BBC	CH C59C, Autolite 3932	IK27
165/185cc SBF Outlaw Street Heads	Autolite 3924	IK16
205/224cc SBF Outlaw Race Heads	Autolite 3922	IK22
165/185cc SBF Street/Strip Outlaw Heads	Autolite 3924	IK16
BRODIX		
BBC, Big Brodie series	NGK B9ES	IW24 gas, IW27 alcohol
C.A.R.B. legal Heads	Ch 14YC or AL3924	IK16
DART		
Big Chief, ALL	.750" reach, gasket, Ch C57C/C57YC	IK31, IK01-31
Big M - Head	.750" reach, gasket, Ch C59C /C59YC Street RC12YC	IK27, Street app IK16
FORD 20 Degree	.750" reach, gasket, Ch C59C/C59YC	IK27
Iron Eagle, 308cc & 345 cc BBC	.750" reach, gasket, Ch C59C /C59YC Street RC12YC	IK27, Street app IK16
Iron Eagle, 23 Degree, 180, 200, 215, 230cc SBC	Angle or straight, .460 reach, tapered seat, Ch V59C / V59YC	ITF27
Iron Eagle S/S	Straight, .460" reach tapered seat Ch RV12YC / AC R44TS	ITF16
Little Chief, 11degree SBC head	Ch C57C / C57YC	IK31, IK01-31
Pro 1, 23 Degree SBC & BBC all cc's	Ch C59C / C59YC	IK27, IK01-27
Race Series, 220cc SBC Head	Ch C59C / C59YC	IK27, IK01-27
Race Series, 18 Degree BBC head	Ch C57C / C57YC	IK31, IK01-31
EDELBROCK		
All except flathead		IK16
FORD RACING PERFORMANCE PARTS		
GT-40 "Turbo-Swirl" Alum. Cyl. Heads		IK20
GT-40X "Turbo-Swirl" Alum Cyl. Heads		IK20
"Sportsman" Short Track Cast Iron Cyl. Heads		ITF20
"Z" Aluminum Head		IQ16
Robert Yates Alum. Cyl. Heads		IW SERIES
"High Port" Yates Head		IW SERIES
High Port Head for all out Performance		IW SERIES
Super Cobra Jet Cylinder Heads		IK20
PRO TOPLINE		
Iron Lightning, Pro Lightning	Ch V55C, V57C	ITF24
Other	CH C55C, C57C	IK31
TRICK FLOW		
Track Heat Alum. Cyl, heads for SB Ford	AC-FR3LS, Autolite- 3924, NGK 7373	IK16
18 Degree Alum. Heads for SB Chevy	Ch C57C, AL 3932, NGK R5671A-10	IK31
23 Degree Alum. Heads for SB Chevy	AC-FR3LS, Autolite- 324, NGK FR5, Ch -RC	IK16, IK20
R-Series Cyl. Head for BB Chevy	Autolite-3922	IK22
WORLD		
Windsor Jr		ITF20, ITF22
Windsor Jr. Lite		IK16, IK20
Windsor Sr. Lite		IK16, IK20
Roush 200 Cast Iron		ITF20, ITF22
Torquer 440, Aluminum		IK24, IK31
Sportsman II Lite		IK16, IK20
S/R		ITF16, ITF20
S/R Torquer		ITF16, ITF20
Sportsman II		ITF16, ITF20
MOTOWN 205 / 220		ITF16, ITF20
MOTOWN 220 LITE		IK16, IK20
MERLIN II OVAL & RECT. PORT		ITF16, ITF20
320cc & 345cc MERLIN		IK16, IK20

* Spark Plug Heat Range Suggested Starting point only - Additional heat ranges available

ELECTRODE CONFIGURATION IDENTIFICATION

Internal combustion engines vary greatly in size and design. They range from small, single cylinder lawn mowers, chain saws and motorcycle engines to large and complex automobiles and industrial power plants. There is a high technology DENSO spark plug available for nearly every application.



Iridium Power

Example: IK16

- With an Ultra-fine Iridium Alloy Center Electrode Employing a high melting point iridium alloy for the center electrode tip, a fine diameter of 0.4mm has been realized. This fine electrode has led to a lower spark voltage and a large increase in ignitability, which draws even more output and accelerator response from the engine. (Melting Point: Iridium: 2454° C, Platinum: 1769° C).



Iridium TT

Example: IW16TT

- Iridium TT Twin-Tip Technology was developed from the Original Equipment Specification Super Ignition Plug (SIP) design, fusing our patented 0.4mm diameter Iridium-Rhodium alloy Center Electrode with an OE style 0.7mm Platinum Tip Ground Electrode.
- Combines the power and torque of a high performance plug with the endurance of a long life original equipment spark plug over 100,000 miles.



Platinum TT

Example: PW16TT

- Platinum TT Twin-Tip Technology enables faster flame propagation for more complete combustion.
- 1.1mm PT Center Electrode with a Titanium-Enhanced Tip Ground Electrode.
- Improved Fuel Economy, better acceleration and faster starts.



U-Groove

Example: W16EX-U

- With a U-Groove ground electrode, large ignition energy can be obtained, easily igniting even lean mixtures.
- Because it is fully projected (2.5mm insulator projection), carbon fouling is reduced, and smooth starting and acceleration performance are realized.



Iridium Long Life SIP (Super Ignition Plug)

Example: FK20HR11, FXE20HR11

- Revolutionary DENSO Needle-to-Needle OE Technology
- Fine wire 0.55mm Iridium Alloy center electrode
- 0.7mm Platinum needle tipped ground electrode
- For exceptional performance and durability



Iridium Long Life

Example: SK16R-P11, SK20R11

- Developing the world's pioneering 0.7mm dia. Ultra-fine Iridium alloy, ignitability and lifetime are improved dramatically.



Double Platinum

Example: PK20R11

- Platinum is used in both the center electrode and the ground electrode.
- By making the center electrode (1.1mm dia) and by using a platinum tip, fuel consumption, drivability, and durability have been increased.



Double Platinum for D.I.

Example: PK20R-P11

- To prevent wear during plus (+) discharge, the size of the platinum has been increased on the ground electrode.



Extended Platinum

Example: PKJ20CR-L11

- By extending the spark position into the combustion chamber, the combustion efficiency is increased and fuel consumption and drivability are improved.



Single Platinum

Example: Q20PR-P11, K16PR-TP11

- Only the center electrode is platinum tipped (1.1mm dia) which increases fuel consumption, drivability, and durability
- K16PR-TP11 has had the ground electrode taper cut, further increasing ignitability.



Semi-Surface Gap for Rotary Engines

Example: J16AR-U11

- Employing a semi-surface gap discharge, ignitability, fouling resistance, and durability have been increased.
- Reduced voltage loss using a 7-rib design.



Dual Electrode Platinum

Example: PK20TR11

- The parts of the center electrode facing the ground electrodes have been platinum tipped.
- The dual electrode construction results in a lower required voltage during the plus (+) discharge.



Extended

Example: KJ20CR11, KJ20CR-U11


- Using a U-grooved ground electrode, a large ignition performance is obtained, allowing even lean mixtures to be ignited easily.
- The spark position is extended into the ignition chamber, improving combustion efficiency, fuel consumption, and drivability.



Extended

Example: KJ20CR-L11

- For Mazda and Mitsubishi Vehicles.
- KJ20CR11 has no U-groove. KJ20CR-U11 has a U-groove.



Semi-Surface Gap

Example: W20EKR-S11, W20EPR-S11


- Using a semi-surface discharge, ignitability and fouling resistance are increased.
- W20EKR-S11 are for Honda vehicles, while W20EPR-S11 are for Mitsubishi vehicles.



Semi-Surface Double Electrode

Example: W20ETR-S11

- A double ground electrode with a 1mm gap is used and fouling resistance is improved.
- Using a short opposed-type dual ground electrode, excellent durability is obtained.
- Improved ignitability due to full projection.
- Used for Toyota and Daihatsu.



Shrouded Semi-Surface Gap Double Electrode

Example: K20DTR-S11, W20DTR-S11


- In addition to a semi-surface gap construction, the end of the threaded portion has been extended into the combustion chamber, and a shroud has been attached to improve fouling resistance.
- Used for Daihatsu and Subaru.



Triple Electrode

Example: K22PB, W20EPB

- Durability is increased with triple ground electrodes.
- For Audi, VW, Citroen, Fiat, Mercedes-Benz, Renault.



Resistor

- Placing a 5kohm resistor between the center electrode and the center electrode core of a conventional resistor, this plug has less radio noise during ignition. With the increasing number of electronic devices on vehicles, most new cars today come standard with resistor plugs.



JISO Standard

Example: Q16R-U11, Q16PR-U11

- By reducing the hex size (5/8"), the plug has been made smaller.



ISO Compatible


Example: K16R-U11, K16PR-U11

- This product is compatible with ISO standards. Because the installed height is 2.5mm shorter than the Q type.

SPARK PLUG INSTALLATION

IRIDIUM POWER® GAPPING TIPS

Before attempting to gap any DENSO Iridium Power spark plug, please review the specification chart in the front of this catalog to verify the factory-preset gap.



In most cases your Iridium Power plugs do not need to be gapped. Even with small variations in the factory set gap the ultra-efficient firing power design will compensate for those small variations.

Should you decide to re-gap your Iridium Power plug, use extreme caution as improper gapping may damage or destroy the Iridium center electrode or porcelain center.

To increase the gap size:

- **Step 1:** Use needle nose pliers or spark plug gapping tool to bend the ground strap up to the desired height. DO NOT LET THE PLIERS OR GAPPING TOOL TOUCH THE IRIIDIUM CENTER ELECTRODE OR PORCELAIN.
- **Step 2:** Re-check the gap with a calibrated gapping tool.

To decrease the gap size:

- **Step 1:** Use the same method as above, however bend the ground strap down to the desired height. DO NOT LET THE PLIERS OR GAPPING TOOL TOUCH THE IRIIDIUM CENTER ELECTRODE OR PORCELAIN.
- **Step 2:** Re-check the gap with a calibrated gapping tool.

WARNING: Failure to follow these directions may permanently damage the spark plug.

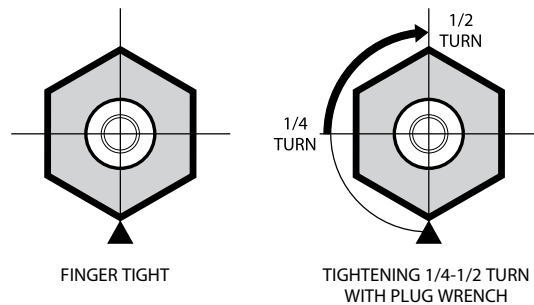
Note: Never use a round gapping tool to check the gap or to increase or decrease the gap setting.

INSTALLATION PROCEDURE

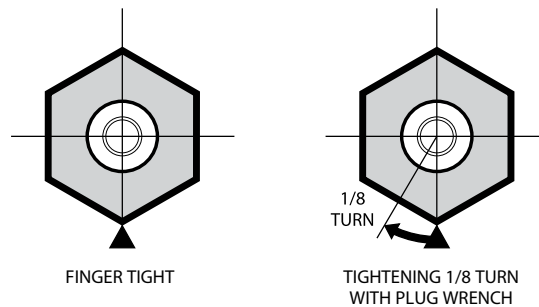
Whenever possible, it is recommended that the spark plug be installed using a torque wrench. If a torque wrench is not available, tighten in the following manner:

- The threaded area of the cylinder head must be clean.
- Finger-tighten the spark plug into the cylinder head. With a plug wrench, tighten about 1/4 to 1/2 turn (about 1/16 turn for a taper seat plug).
- Over tightening may cause distortion of the plug housing and in extreme cases, engine damage. Therefore, proper installation is important for the spark plug's performance and life.

FLAT SEAT PLUGS



TAPER SEAT PLUGS



TORQUE RECOMMENDATION

The table on the left gives the recommended torque for proper spark plug installation. Improper installation may cause poor performance, and even result in engine damage.

Note: The installation torque values shown above apply to new spark plugs without lubricating the threads. If threads are lubricated, the torque value should be reduced by approximate 1/3 to avoid overtightening.
*1N·m=0.1020kgf·m

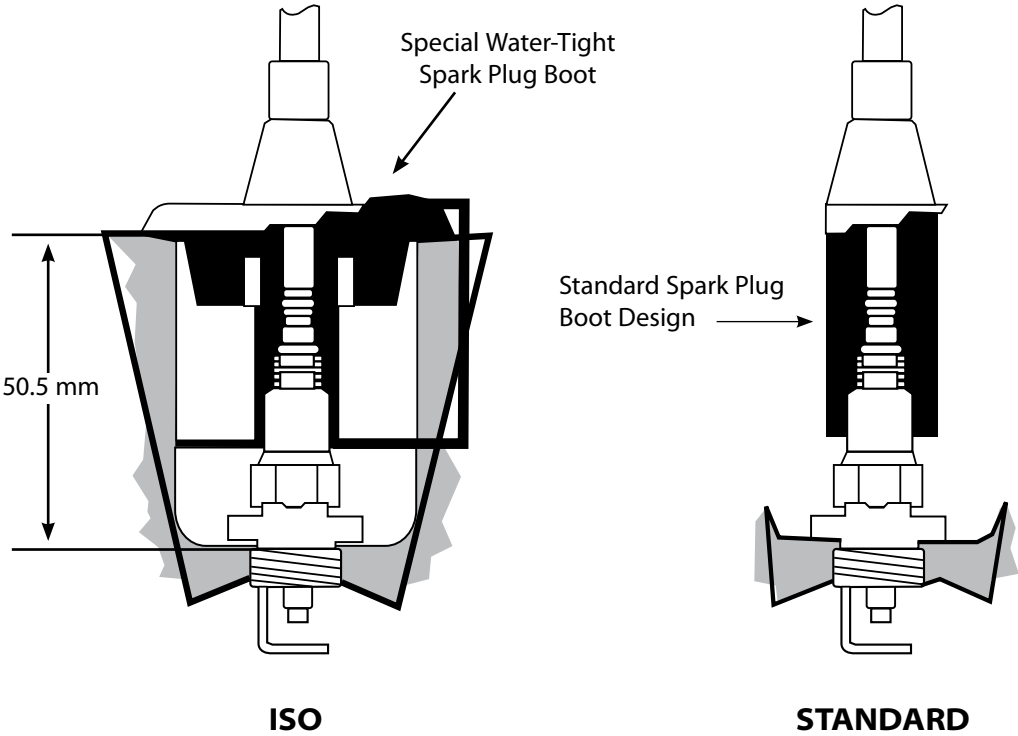
PLUG SIZE	CAST IRON HEADS		ALUMINUM HEADS	
	N·m*	lb·ft	N·m*	lb·ft
10mm FLAT SEAT	10-15	7-11	10-15	7-11
12mm FLAT SEAT	15-25	11-18	15-25	11-18
14mm FLAT SEAT	35-40	26-30	20-30	15-22
14mm TAPER SEAT	9-20	7-15	9-20	7-15
18mm FLAT SEAT	43-52	32-38	38-46	28-34
18mm TAPER SEAT	20-27	15-20	20-27	15-20

This guide is provided for informational purposes only. Always seek the advice of a trained professional before servicing any engine. DENSO is not responsible for the use or misuse of this information and any results thereof. Specifications subject to change without notice.

THE INTERNATIONAL STANDARDS ORGANIZATION (ISO)

Through the International Standards Organization (ISO), automobile-manufacturing countries such as the U.S., Japan, Germany and Italy established certain standards in the manufacturing process of automobiles and spare parts, including spark plugs.

DENSO's K, KJ and PF (the first and second letter of the part number) spark plugs meet the ISO standard.





SPARK PLUGS SPECIFICATIONS CHART

DIMENSIONS	HEAT RANGE	OE TYPE												TT						HIGH PERFORMANCE											
		U-GROOVE						DOUBLE PLATINUM			IRIDIUM LONG LIFE			PLATINUM TT			IRIDIUM TT			IRIDIUM POWER			IRIDIUM RACING								
		STANDARD	STK	NUT	RESISTOR	STK	NUT	PLUG	STK	NUT	PLUG	STK	NUT	PLUG	STK	NUT	PLUG	STK	NUT	PLUG	STK	NUT	PLUG	STK	NUT	PLUG	STK	NUT			
14mm Thread 19mm (3/4") Reach 20.6mm (13/16") Hex Extra Projected	HOT				J16AR-U11	3000	S																								
	COLD				J16BR-U	3001	S																								
14mm Thread 19mm (3/4") Reach 16mm (5/8") Hex Proj. Tip/3-Ground	HOT				J16CR-U	3256	R																								
	COLD				J16HR-U10	4124	R																								
14mm Thread 19mm (3/4") Reach 16mm (5/8") Hex Proj. Tip/3-Ground	HOT				K20PBR	5060	R																								
	COLD	K22PB	5069	R	K20PBR-S10	5061	R																								
14mm Thread 19mm (3/4") Reach 16mm (5/8") Hex Projected Tip ISO Standard	HOT				K16PR-U	3191	R																								
	COLD				K16PR-U	3191	R																								
					K16PR-U11	3130	S	PK16PR11	3264	S	SK16PR-E11	3412	S	PK16TT	4503	S	IK16TT	4701	S	IK16	5303	R									
					K16PR-L11	3143	S	PK16PR-L11	3275	S	SK16PR-F8	3435	S	PK16TT	4503	S	IK16TT	4701	S	IK16	5303	R									
								PK16PR-P11	3174	S	SK16PR-A11	3356	S	PK16TT	4503	S	IK16TT	4701	S	IK16	5303	R									
								PK16PR-P11	3174	S	SK16PR-A11	3356	S	PK16TT	4503	S	IK16TT	4701	S	IK16	5303	R									
								K16PR-P11	3293	S	SK16PR-A11	3356	S	PK16TT	4503	S	IK16TT	4701	S	IK16	5303	R									
								K16PR-TP11	3166	S																					
14mm Thread 19mm (3/4") Reach 16mm (5/8") Hex ISO Standard	HOT				K16R-U	3119	S	PK16R8	3301	S	SK16R-P8	3303	S	PK16TT	4503	S	IK16TT	4701	S	IK16	5303	R									
	COLD				K16R-U11	3120	S	PK16R11	3134	S	SK16R11	3324	S	PK16TT	4503	S	IK16TT	4701	S	IK16	5303	R									
					K20R-U	3122	S	PK16R11	3127	S	FK16R11	3440	S	PK16TT	4503	S	IK16TT	4701	S	IK16	5303	R									
					K20R-U	3122	S	PK20R8	3127	S	SK20R8	3416	S	PK20TT	4504	S	IK20TT	4702	S	IK20	5304	R									
					K20R-U	3122	S	PK20R8	3127	S	SVK20RZ8	3373	S	PK20TT	4504	S	IK20TT	4702	S	IK20	5304	R									
					K20R-U	3122	S	PK16R11	3127	S	SVK20RZ11	3449	S	PK20TT	4504	S	IK20TT	4702	S	IK20	5304	R									
					K20R-U11	3139	S	PK20R11	3128	S	SK20R11	3297	S	PK20TT	4504	S	IK20TT	4702	S	IK20	5304	R									
		14mm Thread 19mm (3/4") Reach 16mm (5/8") Hex ISO Standard Dual-Ground	HOT				K16TNR-S9	3329	S																						
			COLD				K16TR11	3194	S	PK16TR11	3289	S																			
							K20TNR	3304	S																						
							K20TNR-S	3196	S																						
							K20TNR-S9	3305	S																						
					K20TR11	3195	S	PK20TR11	3253	S																					
					K20TXR	5063	R																								
					K22TMR11	3249	S																								
					K22TNR-S	3197	S																								
14mm Thread 19mm (3/4") Reach 16mm (5/8") Hex ISO Standard Triple Ground	HOT																														
	COLD																														
14mm Thread 19mm (3/4") Reach 16mm (5/8") Hex Extra Projected ISO Standard	HOT						KJ14CR11	3237	S																						
	COLD				KJ14CR-L11	3167	S																								



SPARK PLUGS SPECIFICATIONS CHART

DIMENSIONS	HEAT RANGE	OE TYPE												TT						HIGH PERFORMANCE																				
		U-GROOVE						DOUBLE PLATINUM			IRIDIUM LONG LIFE			PLATINUM TT			IRIDIUM TT			IRIDIUM POWER			IRIDIUM RACING																	
		STANDARD	STK	NUT	RESISTOR	STK	NUT	PLUG	STK	NUT	PLUG	STK	NUT	PLUG	STK	NUT	PLUG	STK	NUT	PLUG	STK	NUT	PLUG	STK	NUT	PLUG	STK	NUT												
14mm Thread 19mm (3/4") Reach 16mm (5/8") Hex Projected Tip ISO Standard 2mm Shroud	HOT ▲																																							
	COLD ▼				KJ20DR-M11	3374	S						SK116DR-M11	3422	S											IK116TT	4701	S	IK116L	5357	R									
14mm Thread 19mm (3/4") Reach 16mm (5/8") Hex ISO Standard 4mm Shroud	HOT ▲																																							
	COLD ▼				K16GPR-U																																			
14mm Thread 19mm (3/4") Reach 16mm (5/8") Hex ISO Standard 4mm Shroud/ 3X Ground	HOT ▲																																							
	COLD ▼																																							
14mm Thread 26.5mm (1.04") Reach 16mm (5/8") Hex Projected Tip ISO Standard	HOT ▲																																							
	COLD ▼				K16HPR-U11	6076	S																																	
14mm Thread 26.5mm (1.04") Reach 16mm (5/8") Hex ISO Standard	HOT ▲																																							
	COLD ▼				K16HR-U11	3482	S																																	
14mm Thread 26.5mm (1.04") Reach 16mm (5/8") Hex ISO Standard	HOT ▲																																							
	COLD ▼				K20HR-U11 K20HR-U11	3381 3381	S S																																	
14mm Thread 26.5mm (1.04") Reach 16mm (5/8") Hex Super Ignition Plug	HOT ▲																																							
	COLD ▼																																							
18mm Thread 12mm (15/32") Reach 25.4mm (1") Hex	HOT ▲	L14-U	5000	R																																				
	COLD ▼	M14 M17 MW17 M22 M24S	5001 5002 5088 5003 5004	R R R R R																																				
18mm Thread 11.6mm (.460") Reach 20.6mm (13/16") Hex Projected Tip	HOT ▲	MA9P-U MA16P-U	5005 5007	R R	MA9PR-U MA16PR-U	5006 5008	R R																																	
	COLD ▼	MA20P-U	5012	R	MA16PR-U11 MA16PR-U15	5009 5010	R R																																	
18mm Thread 11.6mm (.460") Reach 20.6mm (13/16") Hex	HOT ▲																																							
	COLD ▼				MA16R-U MA20R-U MA20R-U11	5011 5014 5015	R R R																																	
14mm Thread 19mm (3/4") Reach 16mm (5/8") Hex Projected Tip	HOT ▲																																							
	COLD ▼	Q20P-U	3125	R	Q16PR-U Q16PR-U11 Q16PR-U15 Q20PR-U Q20PR-U11 Q22PR-U Q22PR-U11	3137 5016 5017 3007 3008 3010 3257	R R R R R R R	PQ16R8 PQ16R PQ16R PQ20R8 PQ20R	3123 3005 3005 3223 3117	S S S S S																														
14mm Thread 19mm (3/4") Reach 16mm (5/8") Hex Projected Tip	HOT ▲																																							
	COLD ▼																																							

RC = Removable Crimped T = Tread S = Solid R = Removable

SPARK PLUGS SPECIFICATIONS CHART

DIMENSIONS	HEAT RANGE	OE TYPE									TT						HIGH PERFORMANCE													
		U-GROOVE			DOUBLE PLATINUM			IRIDIUM LONG LIFE			PLATINUM TT			IRIDIUM TT			IRIDIUM POWER			IRIDIUM RACING										
		STANDARD	STK	NUT	RESISTOR	STK	NUT	PLUG	STK	NUT	PLUG	STK	NUT	PLUG	STK	NUT	PLUG	STK	NUT	PLUG	STK	NUT	PLUG	STK	NUT					
14mm Thread 19mm (3/4") Reach 20.6mm (13/16") Hex Triple-Ground	HOT ▲ COLD	W16EPB10 W20EP8	5064 5065	R R												PW16TT PW20TT PW20TT	4501 4502 4502	S S S	IW16TT IW20TT IW20TT	4708 4709 4709	S S S	IW16 IW20 IW20	5305 5306 5307	R R R						
14mm Thread 19mm (3/4") Reach 20.6mm (13/16") Hex Racing / Platinum Ground Electrode	HOT ▲ COLD	W25EPT W27EPT W29EPT W31EPT W32EPT W34EPT W35EPT W37EPT	6900 6904 	R R R R R R R R																		IW24 IW27 IW29 IW31 IW34	5316 5317 5318 5319 5320	R R R R R	IW01-24 IW01-27 IW01-29 IW01-31 IW01-34	5713 5714 5715 5716 5717 5718	R R R R R			
14mm Thread 19mm (3/4") Reach 20.6mm (13/16") Hex	HOT ▲ COLD	W16ES-U W20ES-U W20ES-U11 W22ES-U W22ES-U11 W24ES-U W24ES-U11 W27ES-U W31ES-U	3025 3051 3052 3093 3094 4030 4031 4046 4062	R R R R R R R R R	W16ESR-U W20ESR-U	3110 3057	R R																IW24 IW24 IW27 IW27 IW31 IW31	5316 5316 5317 5317 5319 5319	R R R R R R	IW01-24 IW01-24 IW01-27 IW01-27 IW01-31 IW01-31	5713 5713 5714 5714 5716 5716	R R R R R R		
14mm Thread 19mm (3/4") Reach 20.6mm (13/16") Hex Extra Projected Tip	HOT ▲ COLD	W16ES-L W16ES-L11 W20ES-L W20ES-L11 W21ES-L11 W22ES-L W22ES-L11	3024 3054 3055 3077 3091 3092	S S S S S S S	W16ESR-L W20ESR-L W20ESR-L11 W21ESR-L11 W22ESR-L W22ESR-L11	3056 3058 3078 3096 3097	R R R S S S																							
14mm Thread 19mm (3/4") Reach 20.6mm (13/16") Hex Thin Center Elec.	HOT ▲ COLD	W24ES-V W27ES-V W29ES-V	4034 4047 4058	R R R	W24ESR-V W27ESR-V W29ESR-V	4035 4049 4059	R R R																IW24 IW27 IW29	5316 5317 5318	R R R	IW01-24 IW01-27 IW01-29	5713 5714 5715	R R R		
14mm Thread 19mm (3/4") Reach 20.6mm (13/16") Hex Dual-Ground	HOT ▲ COLD	W16ET-L W20ET-L W20ET-S W22ET-L	 3059	S S S S	W16ETR-S W20ETR W20ETR-L W20ETR-S W22ETR-L W22ETR-L8	 3277 3060 3272	R S S S S S						PW16TT PW16TT PW20TT PW20TT PW20TT	4501 4501 4502 4502 4502	S S S S S	IW16TT IW16TT IW20TT IW20TT IW20TT	4708 4708 4709 4709 4709	S S S S S	IW16 IW16 IW20 IW20 IW20	5305 5305 5306 5306 5307	R R R R R									
14mm Thread 19mm (3/4") Reach 20.6mm (13/16") Hex Full Projected Tip	HOT ▲ COLD	W9EX-U W14EX-U W14EX-U11 W16EX-U W16EX-U11 W16EX-U13 W20EX-U W20EX-U11 W20EX-U13 W22EX-U	6046 3011 3012 3027 3028 3029 3062 3063 3064 3099	S R S R R S R R S R	W9EXR-U W14EXR-U W14EXR-U11 W14EXR-U15 W16EXR-U W16EXR-U11 W20EXR-U W20EXR-U11 W22EXR-U	6044 3013 3014 3015 3031 3032 3066 3067 3316	S S S R R R R R R P22PR8	P16R P16R P16R13 P20R8 P20R11 P22PR8	3004 3004 3239 3229 3238 3302	S S S S S S			PW16TT PW16TT PW16TT PW20TT PW20TT PW20TT	4501 4501 4501 4502 4502 4502	S S S S S S	IW16TT IW16TT IW16TT IW20TT IW20TT IW20TT	4708 4708 4708 4709 4709 4709	S S S S S S	IW16 IW16 IW16 IW20 IW20 IW20	5305 5305 5305 5306 5306 5307	R R R R R R									
14mm Thread 12.7mm (1/2") Reach 20.6mm (13/16") Hex Racing Type Nickel Ground	HOT ▲ COLD	W25FN W27FN W31FN W34FN W37FN	4042 4050 4064 4071 4073	R R R R R																			IWF24 IWF27	5380 5381	R R					
14mm Thread 20.6mm (13/16") Hex 12.7mm (1/2") Reach Proj. Insulator Nose	HOT ▲ COLD	W9FP W14FP-U W16FP-U W20FP-U W20FP-U10 W22FP-U W22FP-U10 W24FP-U	4011 4013 4019 3068 6037 4021 4168 4178	R R R R R R R R	W14FPR W14FPR-U W16FPR-U W20FPR-U W20FPR-U10 W22FPR-U W24FPR-U	4015 4184 4192 3070 3268 4022 6058	R R R R T R R																IWF16 IWF20 IWF20 IWF22 IWF22 IWF24 IWF24	5359 5378 5378 5379 5379 5380 5380	R R R R R R R					



SPARK PLUGS SPECIFICATIONS CHART

DIMENSIONS	HEAT RANGE	OE TYPE											TT						HIGH PERFORMANCE										
		U-GROOVE						DOUBLE PLATINUM			IRIDIUM LONG LIFE			PLATINUM TT			IRIDIUM TT			IRIDIUM POWER			IRIDIUM RACING						
		STANDARD	STIK	NUT	RESISTOR	STIK	NUT	PLUG	STIK	NUT	PLUG	STIK	NUT	PLUG	STIK	NUT	PLUG	STIK	NUT	PLUG	STIK	NUT	PLUG	STIK	NUT	PLUG	STIK	NUT	
Extra Projected Tip	HOT ▲ ▼ COLD	W9FP-L W14FP-UL W14FP-UL10	4014 6012	R R R	W14FPR-UL W20FPR-L W24FPR W24FPR-L	4016 3069 4188 4183	R T R T												IWF20 IWF24 IWF24 IWF27	5378 5380 5380 5381	R R R R								
14mm Thread 12.7mm (1/2") Reach 20.6mm (13/16") Hex Racing Type Platinum Ground	HOT ▲ ▼ COLD	W27FPT W31FPT W34FPT W37FPT		R R R R																									
14mm Thread 12.7mm (1/2") Reach 20.6mm (13/16") Hex	HOT ▲ ▼ COLD	W14F-U W14F-U10 W16FS-U W20FS-U W22FS-U W24FS-U W24FS-U10 W27FS-U W27FS-U10 W31FS	4012 3034 3073 4025 4038 6047 4052 6028 4065	R R R R R R R R R	W14FR-U W16FSR W20FSR-U W22FSR W24FSR W24FSR-U10 W27FSR W27FSR-U10	4017 3033 6053 4024 4037 6063 4054 6055	R R R R R R R R											IWF16 IWF20 IWF22 IWF24 IWF24 IWF27 IWF27	5359 5378 5379 5380 5380 5381 5381	R R R R R R R									
14mm Thread 9.5mm (3/8") Reach 20.6mm (13/16") Hex	HOT ▲ ▼ COLD	W14L W16LS	6013 3035	R R																									
14mm Thread 9.5mm (3/8") Reach 20.6mm (13/16") Hex Compact Type	HOT ▲ ▼ COLD	W9LM-US W14LM-U W14LM-US	6057 6014 6035	R R R	W9LMR-US	6071	R																						
14mm Thread 9.5mm (3/8") Reach 20.6mm (13/16") Hex Compact Type	HOT ▲ ▼ COLD	W14MP-U10 W20MP-U W20MP-U10 W22MP-U W22MP-US	6017 6023 6024 6027 6049	R R R R R	W14MPR-U10 W20MPR-U10 W22MPR-U	6018 6032 6043	R R R																						
14mm Thread 9.5mm (3/8") Reach 20.6mm (13/16") Hex	HOT ▲ ▼ COLD	W14M-U W14M-U10 W14M-US W20M-U W20M-US W22M-U W22M-US	6015 6016 6034 6022 6036 6026 6048	R R R R R R R	W14MR-U W20MR-U	6019 6025	R R																						
14mm Thread 9.5mm (3/8") Reach 20.6mm (13/16") Hex Projected Tip	HOT ▲ ▼ COLD	W9P-U W16P-U W20P-U	6006 3036 5045	R R R	W9PR-U W14PR-U W16PR-U W20PR-U	6007 6021 3037 5046	R R R R																						
14mm Thread 9.5mm (3/8") Reach 20.6mm (13/16") Hex	HOT ▲ ▼ COLD	W16S-U W20S-U W22S-U W24S-U W27S-U W31S-U	5044 3075 4027 4040 4055 6031	R R R R R R	W20SR-U	3076	R																						
12mm Thread 12.7mm (1/2") Reach 18mm (11/16") Hex	HOT ▲ ▼ COLD	X16FS-U X20FS-U X24FS-U	4074 4078 4103	T T T	X16FSR-U X20FSR-U X24FSR-U	4075 4080 4105	T T T																						
12mm Thread 19mm (3/4") Reach 18mm (11/16") Hex Projected Tip	HOT ▲ ▼ COLD	X16EP-U9 X20EP-U9 X22EP-U X22EP-U9 X24EP-U X24EP-U9 X27EP-U9	4177 4165 T 4085 T 4093 4108	T T T T T T T	X16EPR-U9 X20EPR-U9 X22EPR-U9 X24EPR-U9 X27EPR-U9	4125 4086 4096 4111	T T T T T												IX22B IX22B IX24B IX24B IX27B IX27B	5375 5375 5376 5376 5377 5377	R R R R R R	IXU01-24 IXU01-24 IXU01-27 IXU01-27	5730 5730 5730 5731	R R R R					

RC = Removable Crimped T = Tread S = Solid R = Removable

SPARK PLUGS SPECIFICATIONS CHART

DIMENSIONS	HEAT RANGE	OE TYPE											TT						HIGH PERFORMANCE								
		U-GROOVE						DOUBLE PLATINUM			IRIDIUM LONG LIFE		PLATINUM TT			IRIDIUM TT			IRIDIUM POWER			IRIDIUM RACING					
		STANDARD	STK	NUT	RESISTOR	STK	NUT	PLUG	STK	NUT	PLUG	STK	NUT	PLUG	STK	NUT	PLUG	STK	NUT	PLUG	STK	NUT	PLUG	STK	NUT	PLUG	STK
12mm Thread 19mm (3/4") Reach 18mm (11/16") Hex	HOT ↑ ↓ COLD	X20ES-U X22ES-U X24ES-U X27ES-U X27ET X31ES-U	4076 4090 4099 4114 4119	T T T T T T	X20ESR-U X22ESR-U X24ESR-U X27ESR-U X27ETR X31ESR-U X31ETR	4157 4091 4101 4116 4130 4194 4170	T T T T T T												IX22 IX24 IX27 IX27	5371 5372 5373 5373	R R R R	IXU01-24 IXU01-27 IXU01-27	5730 5731 5731	R R R			
12mm Thread 22mm (7/8") Reach 18mm (11/16") Hex	HOT ↑ ↓ COLD				X24GPR-U X27GPR-U	4106 4117	T T																				
12mm Thread 19mm (3/4") Reach 16mm (5/8") Hex Projected Tip	HOT ↑ ↓ COLD	XU20EP-U XU22EP-U XU24EP-U		S S S	XU20EPR-U XU22EPR-U XU24EPR-U XU27EPR-U	3178 3179 3180 3313	S S R R					SXU22PR9 3434	S						IXU22 IXU24 IXU27	5308 5309 5337	R R R	IXU01-24 IXU01-27 IXU01-27	5730 5731	R R R			
12mm Thread 26.5mm (1.04") Reach 16mm (5/8") Hex Projected Tip	HOT ↑ ↓ COLD				XU22HDR9	3445	S					SXU16HPR-9 3423 S S S S							IXUH20I IXUH22	5354 5353	R R						
12mm Thread 26.5mm (1.04") Reach 2.0mm Shroud 16mm (5/8") Hex Projected Tip	HOT ↑ ↓ COLD											SXUJ22HCR11S ZXU20HCR8 ZXU22HCR8	3461 3479 3501	S S S					IXUH22I IXUH20I IXUH22I	5356 5354 5356	R R R						
12mm Thread 26.5mm (1.04") Reach 14.3mm (9/16") Hex	HOT ↑ ↓ COLD											SC16HR11 SC20HR11 FC22HR9	3499 3444 -	S S S			IXEH20TT	4711	S								
12mm Thread 26.5mm (1.04") Reach 14.3mm (9/16") Hex	HOT ↑ ↓ COLD				XE20HR-U9	3427	S					DXE22HQR-D11S FXU16HR11 FXE20HR11 FXE22HR11 FXE24HR11	3492 3478 3439 3442 3457	S S S S S			IXEH20TT IXEH22TT	4711 4712	S S								
12mm Thread 26.5mm (1.04") Reach 2.0mm Shroud 14.3mm (9/16") Hex	HOT ↑ ↓ COLD											FXE16HE11 FXE20HE11 FXE20HE11C DXE22HCR11S SXE24HCR8S	3438 3436 3490 3500 3502	S S S S S			IXEH20ETT IXEH20ETT	4710 4710	S S								
8mm Thread 19mm (3/4") Reach 13mm (.512") Hex Special Thread	HOT ↑ ↓ COLD				Y24FER-C Y27FER-C Y31FER-C	4185 4162 4186	T T T													IY24 IY27	5400 5401	R R					



APPLICATION INFORMATION



SPARK PLUGS



YEAR ANNEE AÑO	CYL	ENGINE MOTEUR MOTOR	NOTES/NOTAS	OE Types						Twin-Tip (TT) Technology				High Performance		GAP ECART. BRECHA
				U-GROOVE (Standard)		DOUBLE PLATINUM		IRIDIUM LONG-LIFE		PLATINUM TT		IRIDIUM TT		IRIDIUM POWER / IRIDIUM RACING		
				STOCK STOCK BOLSA	PLUG BOUGIE BUJIA	STOCK STOCK BOLSA	PLUG BOUGIE BUJIA	STOCK STOCK BOLSA	PLUG BOUGIE BUJIA	STOCK STOCK BOLSA	PLUG BOUGIE BUJIA	STOCK STOCK BOLSA	PLUG BOUGIE BUJIA	STOCK STOCK BOLSA	PLUG BOUGIE BUJIA	
ACURA																
CL																
2003-2001	V6-3.2	J32A1		3132	KJ16CR-L11	3246	PKJ16CR-L11	3396	SKJ16CR-L11	4503	PK16TT	4701	IK16TT	5357	IK16L	0.044
2003-2001	V6-3.2	J32A2		3132	KJ16CR-L11	3246	PKJ16CR-L11	3396	SKJ16CR-L11	4503	PK16TT	4701	IK16TT	5357	IK16L	0.044
1999-1998	L4-2.3	F23A1		3132	KJ16CR-L11	3246	PKJ16CR-L11	3396	SKJ16CR-L11	4503	PK16TT	4701	IK16TT	5357	IK16L	0.044
1999-1997	V6-3.0	J30A1		3132	KJ16CR-L11	3246	PKJ16CR-L11	3396	SKJ16CR-L11	4503	PK16TT	4701	IK16TT	5357	IK16L	0.044
1997	L4-2.2	F22B1		3132	KJ16CR-L11	3246	PKJ16CR-L11	3396	SKJ16CR-L11	4503	PK16TT	4701	IK16TT	5357	IK16L	0.044
EL																
2005-2001	L4-1.7	D17A2		3169	KJ20CR-L11	3247	PKJ20CR-L11	3371	SKJ20CR-A8	4504	PK20TT	4702	IK20TT	5358	IK20L	0.044
2000-1997	L4-1.6	D16Y8		3169	KJ20CR-L11	3247	PKJ20CR-L11	3371	SKJ20CR-A8	4504	PK20TT	4702	IK20TT	5358	IK20L	0.044
ILX																
2015-2013	L4-1.5	LEA2						3426	FK20HR11			4704	IKH20TT	5344	IKH20	0.044
2015-2013	L4-2.0	R20A5						3483	DXU22HCR-D11S							0.044
2015-2013	L4-2.4	K24Z7						3461	SXU22HCR11S					5356	IXUH22I	0.044
INTEGRA																
2001-2000	L4-1.8	B18C5		3144	K20PR-L11	3142	PK20PR-L11	3443	SK20PR-L11	4504	PK20TT	4702	IK20TT	5304	IK20	0.044
2001-1999	L4-1.8	B18B1		3132	KJ16CR-L11	3246	PKJ16CR-L11	3396	SKJ16CR-L11	4503	PK16TT	4701	IK16TT	5357	IK16L	0.044
2001	L4-1.8	B18C1				3172	PK20PR-L13	3443	SK20PR-L11	4504	PK20TT	4702	IK20TT	5304	IK20	0.050
2000-1994	L4-1.8	B18C1		3144	K20PR-L11	3172	PK20PR-L13	3443	SK20PR-L11	4504	PK20TT	4702	IK20TT	5304	IK20	0.050
1998-1997	L4-1.8	B18C5		3144	K20PR-L11	3142	PK20PR-L11	3443	SK20PR-L11	4504	PK20TT	4702	IK20TT	5304	IK20	0.044
1998-1994	L4-1.8	B18B1		3132	KJ16CR-L11	3246	PKJ16CR-L11	3396	SKJ16CR-L11	4503	PK16TT	4701	IK16TT	5357	IK16L	0.044
1993-1992	L4-1.7	B17A1		3144	K20PR-L11	3172	PK20PR-L13	3443	SK20PR-L11	4504	PK20TT	4702	IK20TT	5304	IK20	0.050
1993-1992	L4-1.8	B18A1		3132	KJ16CR-L11	3246	PKJ16CR-L11	3396	SKJ16CR-L11	4503	PK16TT	4701	IK16TT	5357	IK16L	0.044
1991-1990	L4-1.8	B18A1		5016	Q16PR-U11	3005	PQ16R			4507	PQ16TT	4706	IQ16TT	5301	IQ16	0.044
1989-1986	L4-1.6	D16A1		3008	Q20PR-U11					4508	PQ20TT	4707	IQ20TT	5302	IQ20	0.044
LEGEND																
1995-1991	V6-3.2	C32A1		3130	K16PR-U11	3264	PK16PR11	3395	SK16PR-L11	4503	PK16TT	4701	IK16TT	5303	IK16	0.044
1990-1987	V6-2.7	C27A1		3008	Q20PR-U11					4508	PQ20TT	4707	IQ20TT	5302	IQ20	0.044
1987-1986	V6-2.5	C25A1		3008	Q20PR-U11					4508	PQ20TT	4707	IQ20TT	5302	IQ20	0.044
MDX																
2013-2010	V6-3.7	J37A1						3461	SXU22HCR11S					5356	IXUH22I	0.044
2009-2007	V6-3.7	J37A1		3374	KJ20DR-M11			3377	SKJ20DR-M11	4504	PK20TT	4702	IK20TT	5358	IK20L	0.044
2006-2003	V6-3.5	J35A5						3422	SKJ16DR-M11	4503	PK16TT	4701	IK16TT	5357	IK16L	0.044
2002-2001	V6-3.5	J35A3		3132	KJ16CR-L11	3246	PKJ16CR-L11	3396	SKJ16CR-L11	4503	PK16TT	4701	IK16TT	5357	IK16L	0.044
NSX																
2005-1997	V6-3.2	C32B1		3144	K20PR-L11	3142	PK20PR-L11	3443	SK20PR-L11	4504	PK20TT	4702	IK20TT	5304	IK20	0.044
2005-1994	V6-3.0	C30A1		3144	K20PR-L11	3142	PK20PR-L11	3443	SK20PR-L11	4504	PK20TT	4702	IK20TT	5304	IK20	0.044
1993	V6-3.0	C30A1				3284	PK22PR-L11S	3419	SK22PR-M11S					5348	IK22G	0.044
1992	V6-3.0	C30A1		3144	K20PR-L11	3142	PK20PR-L11	3443	SK20PR-L11	4504	PK20TT	4702	IK20TT	5304	IK20	0.044
1991	V6-3.0	C30A1				3284	PK22PR-L11S	3419	SK22PR-M11S					5348	IK22G	0.044



YEAR ANNEE AÑO	CYL	ENGINE MOTEUR MOTOR	NOTES/NOTAS	OE Types						Twin-Tip (TT) Technology				High Performance		GAP ECART. BRECHA	
				U-GROOVE (Standard)		DOUBLE PLATINUM		IRIDIUM LONG-LIFE		PLATINUM TT		IRIDIUM TT		IRIDIUM POWER / IRIDIUM RACING			
				STOCK STOCK BOLSA	PLUG BOUGIE BUJIA	STOCK STOCK BOLSA	PLUG BOUGIE BUJIA	STOCK STOCK BOLSA	PLUG BOUGIE BUJIA	STOCK STOCK BOLSA	PLUG BOUGIE BUJIA	STOCK STOCK BOLSA	PLUG BOUGIE BUJIA	STOCK STOCK BOLSA	PLUG BOUGIE BUJIA		
ACURA [continued]																	
RDX																	
2015-2013	V6-3.5	J35Z2							3461	SKU22HCR11S					5356	IXUH22I	0.044
RL																	
2012-2010	V6-3.7	J37A2							3461	SKU22HCR11S					5356	IXUH22I	0.044
2009	V6-3.7	J37A2		3374	KJ20DR-M11				3377	SKJ20DR-M11	4504	PK20TT	4702	IK20TT	5358	IK20L	0.044
2008-2005	V6-3.5	J35A8		3374	KJ20DR-M11				3377	SKJ20DR-M11	4504	PK20TT	4702	IK20TT	5358	IK20L	0.044
2004-1996	V6-3.5	C35A1		3143	K16PR-L11	3275	PK16PR-L11	3395	SK16PR-L11	4503	PK16TT	4701	IK16TT	5303	IK16	0.044	
RLX																	
2014	V6-3.5	J35Y4							3483	DXU22HCR-D11S							0.044
2014	V6-3.5	JNB1							3483	DXU22HCR-D11S							0.044
RSX																	
2006-2005	L4-2.0	K20Z1		3192	K22PR-U11	3265	PK22PR11	3419	SK22PR-M11S						5348	IK22G	0.044
2006-2002	L4-2.0	K20A3		3374	KJ20DR-M11				3377	SKJ20DR-M11	4504	PK20TT	4702	IK20TT	5358	IK20L	0.044
2004-2002	L4-2.0	K20A2		3192	K22PR-U11	3265	PK22PR11	3419	SK22PR-M11S						5348	IK22G	0.044
SLX																	
1999-1998	V6-3.5	6VE1		3143	K16PR-L11	3275	PK16PR-L11	3395	SK16PR-L11	4503	PK16TT	4701	IK16TT	5303	IK16	0.044	
1997	V6-3.2	6VD1		3130	K16PR-U11	3264	PK16PR11	3395	SK16PR-L11	4503	PK16TT	4701	IK16TT	5303	IK16	0.044	
1996	V6-3.2	6VD1		3144	K20PR-L11	3142	PK20PR-L11	3443	SK20PR-L11	4504	PK20TT	4702	IK20TT	5304	IK20	0.044	
TL																	
2014-2012	V6-3.5	J35Z6							3483	DXU22HCR-D11S							0.044
2014-2009	V6-3.7	J37A4							3461	SKU22HCR11S					5356	IXUH22I	0.044
2011-2009	V6-3.5	J35Z6							3461	SKU22HCR11S					5356	IXUH22I	0.044
2008-2007	V6-3.5	J35A8		3374	KJ20DR-M11				3377	SKJ20DR-M11	4504	PK20TT	4702	IK20TT	5358	IK20L	0.044
2008-2004	V6-3.2	J32A3		3374	KJ20DR-M11				3377	SKJ20DR-M11	4504	PK20TT	4702	IK20TT	5358	IK20L	0.044
2003-2002	V6-3.2	J32A2		3132	KJ16CR-L11	3246	PKJ16CR-L11	3396	SKJ16CR-L11	4503	PK16TT	4701	IK16TT	5357	IK16L	0.044	
2003-1999	V6-3.2	J32A1		3132	KJ16CR-L11	3246	PKJ16CR-L11	3396	SKJ16CR-L11	4503	PK16TT	4701	IK16TT	5357	IK16L	0.044	
1998-1996	V6-3.2	C32A6		3143	K16PR-L11	3275	PK16PR-L11	3395	SK16PR-L11	4503	PK16TT	4701	IK16TT	5303	IK16	0.044	
1998-1995	L5-2.5	G25A4		3143	K16PR-L11	3275	PK16PR-L11	3395	SK16PR-L11	4503	PK16TT	4701	IK16TT	5303	IK16	0.044	
TSX																	
2014-2010	V6-3.5	J35Z6							3461	SKU22HCR11S					5356	IXUH22I	0.044
2014-2009	L4-2.4	K24Z3							3461	SKU22HCR11S					5356	IXUH22I	0.044
2008-2004	L4-2.4	K24A2		3374	KJ20DR-M11				3377	SKJ20DR-M11	4504	PK20TT	4702	IK20TT	5358	IK20L	0.044
VIGOR																	
1994-1992	L5-2.5	G25A1		3143	K16PR-L11	3275	PK16PR-L11	3395	SK16PR-L11	4503	PK16TT	4701	IK16TT	5303	IK16	0.044	
ZDX																	
2013-2010	V6-3.7	J37A5							3461	SKU22HCR11S					5356	IXUH22I	0.044



YEAR ANNEE AÑO	CYL	ENGINE MOTEUR MOTOR	NOTES/NOTAS	OE Types						Twin-Tip (TT) Technology				High Performance		GAP ECART. BRECHA
				U-GROOVE (Standard)		DOUBLE PLATINUM		IRIDIUM LONG-LIFE		PLATINUM TT		IRIDIUM TT		IRIDIUM POWER / IRIDIUM RACING		
				STOCK STOCK BOLSA	PLUG BOUGIE BUJIA	STOCK STOCK BOLSA	PLUG BOUGIE BUJIA	STOCK STOCK BOLSA	PLUG BOUGIE BUJIA	STOCK STOCK BOLSA	PLUG BOUGIE BUJIA	STOCK STOCK BOLSA	PLUG BOUGIE BUJIA	STOCK STOCK BOLSA	PLUG BOUGIE BUJIA	
ALFA ROMEO																
164																
1995-1994	V6-3.0	3		3122	K20R-U	3127	PK20R8	3403	SK20PR-A8	4504	PK20TT	4702	IK20TT	5304	IK20	0.032
1993-1991	V6-3.0	3		3066	W20EXR-U	3229	P20R8			4502	PW20TT	4709	IW20TT	5306	IW20	0.032
ALFETTA																
1977-1975	L4-2.0			3098	W22ESR-U									5307	IW22	0.032
BERLINA																
1971-1970	L4-2.0			3098	W22ESR-U									5307	IW22	0.032
GTV-6																
1986-1981	V6-2.5			3066	W20EXR-U	3229	P20R8			4502	PW20TT	4709	IW20TT	5306	IW20	0.032
MILANO																
1989-1988	V6-3.0			3066	W20EXR-U	3229	P20R8			4502	PW20TT	4709	IW20TT	5306	IW20	0.032
1989-1987	V6-2.5			3066	W20EXR-U	3229	P20R8			4502	PW20TT	4709	IW20TT	5306	IW20	0.032
SPIDER																
1994-1991	L4-2.0	2		3057	W20ESR-U							4709	IW20TT	5306	IW20	0.032
1990-1982	L4-2.0			3057	W20ESR-U							4709	IW20TT	5306	IW20	0.032
1981-1970	L4-2.0			3098	W22ESR-U									5307	IW22	0.032
SPORT																
1979-1978	L4-2.0			3098	W22ESR-U									5307	IW22	0.032
SPRINT																
1979-1977	L4-2.0			3098	W22ESR-U									5307	IW22	0.032
AM GENERAL																
HUMMER																
1996-1995	V8-5.7	D		5035	T20PR-U					4510	PTF20TT	4716	ITF20TT	5331	ITF20	0.035
AMERICAN MOTORS																
AMBASSADOR																
1974-1971	V8-6.6	Z		3031	W16EXR-U	3004	P16R			4501	PW16TT	4708	IW16TT	5305	IW16	0.032
1974-1970	V8-5.0	H		3031	W16EXR-U	3004	P16R			4501	PW16TT	4708	IW16TT	5305	IW16	0.032
1974-1970	V8-5.9	N		3031	W16EXR-U	3004	P16R			4501	PW16TT	4708	IW16TT	5305	IW16	0.032
1974-1970	V8-5.9	P		3031	W16EXR-U	3004	P16R			4501	PW16TT	4708	IW16TT	5305	IW16	0.032
1971	L6-4.2	A		3031	W16EXR-U	3004	P16R			4501	PW16TT	4708	IW16TT	5305	IW16	0.032
1970-1968	V8-6.4	X		3031	W16EXR-U	3004	P16R			4501	PW16TT	4708	IW16TT	5305	IW16	0.032
1970	L6-3.8	G		3031	W16EXR-U	3004	P16R			4501	PW16TT	4708	IW16TT	5305	IW16	0.032
1969-1968	L6-3.8	C		3031	W16EXR-U	3004	P16R			4501	PW16TT	4708	IW16TT	5305	IW16	0.032
1969-1968	V8-4.8	M		3031	W16EXR-U	3004	P16R			4501	PW16TT	4708	IW16TT	5305	IW16	0.032
1969-1968	V8-5.6	S		3031	W16EXR-U	3004	P16R			4501	PW16TT	4708	IW16TT	5305	IW16	0.032
1969-1968	V8-5.6	T		3031	W16EXR-U	3004	P16R			4501	PW16TT	4708	IW16TT	5305	IW16	0.032
1969	V8-4.8			3031	W16EXR-U	3004	P16R			4501	PW16TT	4708	IW16TT	5305	IW16	0.032
1968	L6-3.8	B		3013	W14EXR-U											0.032



YEAR ANNEE AÑO	CYL	ENGINE MOTEUR MOTOR	NOTES/NOTAS	OE Types						Twin-Tip (TT) Technology				High Performance		GAP ECART. BRECHA	
				U-GROOVE (Standard)		DOUBLE PLATINUM		IRIDIUM LONG-LIFE		PLATINUM TT		IRIDIUM TT		IRIDIUM POWER / IRIDIUM RACING			
				STOCK STOCK BOLSA	PLUG BOUGIE BUJIA	STOCK STOCK BOLSA	PLUG BOUGIE BUJIA	STOCK STOCK BOLSA	PLUG BOUGIE BUJIA	STOCK STOCK BOLSA	PLUG BOUGIE BUJIA	STOCK STOCK BOLSA	PLUG BOUGIE BUJIA	STOCK STOCK BOLSA	PLUG BOUGIE BUJIA		
AMERICAN MOTORS [continued]																	
AMBASSADOR [continued]																	
1967-1966	L6-3.3			3013	W14EXR-U												0.032
1967-1966	V8-4.7			6013	W14L												0.027
1967-1965	L6-3.8			3013	W14EXR-U												0.032
1967	V8-4.7	N		3031	W16EXR-U	3004	P16R			4501	PW16TT	4708	IW16TT	5305	IW16		0.032
1967	V8-5.6			3031	W16EXR-U	3004	P16R			4501	PW16TT	4708	IW16TT	5305	IW16		0.032
1966-1964	V8-5.3			6013	W14L												0.027
1966	V8-5.4			6013	W14L												0.027
1963-1960	V8-5.4			6013	W14L												0.027
AMERICAN																	
1968	L6-3.3	A		3013	W14EXR-U												0.032
1968	L6-3.8	B		3013	W14EXR-U												0.032
1968	V8-4.7	M		3031	W16EXR-U	3004	P16R			4501	PW16TT	4708	IW16TT	5305	IW16		0.032
1968	V8-4.7	N		3031	W16EXR-U	3004	P16R			4501	PW16TT	4708	IW16TT	5305	IW16		0.032
1967-1966	L6-3.3			3013	W14EXR-U												0.032
1967-1964	L6-3.8			3013	W14EXR-U												0.032
1967	V8-4.7			3031	W16EXR-U	3004	P16R			4501	PW16TT	4708	IW16TT	5305	IW16		0.032
1967	V8-5.6			3031	W16EXR-U	3004	P16R			4501	PW16TT	4708	IW16TT	5305	IW16		0.032
1965-1964	L6-3.2			6013	W14L												0.027
1962-1959	L6-3.2			6013	W14L												0.027
AMX																	
1980-1978	L6-4.2	C		3001	J16BR-U												0.032
1979-1978	L6-4.2	A		4124	J16HR-U10												0.040
1979-1978	V8-5.0	H		3031	W16EXR-U	3004	P16R			4501	PW16TT	4708	IW16TT	5305	IW16		0.032
1970-1968	V8-6.4	X		3031	W16EXR-U	3004	P16R			4501	PW16TT	4708	IW16TT	5305	IW16		0.032
1970	V8-5.9	P		3031	W16EXR-U	3004	P16R			4501	PW16TT	4708	IW16TT	5305	IW16		0.032
1969-1968	V8-4.8	N		3031	W16EXR-U	3004	P16R			4501	PW16TT	4708	IW16TT	5305	IW16		0.032
1969-1968	V8-5.6	T		3031	W16EXR-U	3004	P16R			4501	PW16TT	4708	IW16TT	5305	IW16		0.032
CLASSIC																	
1966-1965	V8-4.7			6013	W14L												0.027
1966-1964	L6-3.8			3013	W14EXR-U												0.032
1966	V8-5.3			6013	W14L												0.027
1965	L6-3.3			3013	W14EXR-U												0.032
1964-1963	V8-4.7			6013	W14L												0.027
1964-1961	L6-3.2			6013	W14L												0.027
CONCORD																	
1983-1981	L6-4.2	C		5018	QJ16HR-U					4510	PTF20TT	4716	ITF20TT	5331	ITF20		0.035
1982-1980	L4-2.5	B		5037	T20PR-U15					4510	PTF20TT	4716	ITF20TT	5331	ITF20		0.060
1980	L6-4.2	C		4124	J16HR-U10												0.040
1979-1978	L4-2.0	G		3001	J16BR-U												0.032
1979-1978	L6-3.8	E		3031	W16EXR-U	3004	P16R			4501	PW16TT	4708	IW16TT	5305	IW16		0.032
1979-1978	L6-4.2	C		3001	J16BR-U												0.032



YEAR ANNEE AÑO	CYL	ENGINE MOTEUR MOTOR	NOTES/NOTAS	OE Types						Twin-Tip (TT) Technology				High Performance		GAP ECART. BRECHA	
				U-GROOVE (Standard)		DOUBLE PLATINUM		IRIDIUM LONG-LIFE		PLATINUM TT		IRIDIUM TT		IRIDIUM POWER / IRIDIUM RACING			
				STOCK STOCK BOLSA	PLUG BOUGIE BUJIA	STOCK STOCK BOLSA	PLUG BOUGIE BUJIA	STOCK STOCK BOLSA	PLUG BOUGIE BUJIA	STOCK STOCK BOLSA	PLUG BOUGIE BUJIA	STOCK STOCK BOLSA	PLUG BOUGIE BUJIA	STOCK STOCK BOLSA	PLUG BOUGIE BUJIA		
AMERICAN MOTORS [continued]																	
CONCORD [continued]																	
1979-1978	L6-4.2	A		4124	J16HR-U10												0.040
1979-1978	V8-5.0	H		3031	W16EXR-U	3004	P16R				4501	PW16TT	4708	IW16TT	5305	IW16	0.032
CUSTOM																	
1962-1961	L6-3.2			6013	W14L												0.027
DELUXE																	
1962-1961	L6-3.2			6013	W14L												0.027
EAGLE																	
1988-1981	L6-4.2	C		5018	QJ16HR-U												0.035
1984-1983	L4-2.5	U		5018	QJ16HR-U												0.035
1983-1981	L4-2.5	B		5037	T20PR-U15					4510	PTF20TT	4716	ITF20TT	5331	ITF20		0.060
1980	L6-4.2	C		4124	J16HR-U10												0.040
GREMLIN																	
1978-1977	L4-2.0	G		3001	J16BR-U												0.032
1978-1970	L6-3.8	E		3031	W16EXR-U	3004	P16R				4501	PW16TT	4708	IW16TT	5305	IW16	0.032
1978	L6-4.2	C		3001	J16BR-U												0.032
1978	L6-4.2	A		4124	J16HR-U10												0.040
1977-1976	L6-4.2	C		3031	W16EXR-U	3004	P16R				4501	PW16TT	4708	IW16TT	5305	IW16	0.032
1977-1971	L6-4.2	A		3031	W16EXR-U	3004	P16R				4501	PW16TT	4708	IW16TT	5305	IW16	0.032
1977	L4-2.0	K		3001	J16BR-U												0.032
1976-1972	V8-5.0	H		3031	W16EXR-U	3004	P16R				4501	PW16TT	4708	IW16TT	5305	IW16	0.032
1970	L6-3.3	A		3013	W14EXR-U												0.032
1970	L6-3.8	G		3031	W16EXR-U	3004	P16R				4501	PW16TT	4708	IW16TT	5305	IW16	0.032
HORNET																	
1977-1976	L6-4.2	C		3031	W16EXR-U	3004	P16R				4501	PW16TT	4708	IW16TT	5305	IW16	0.032
1977-1971	L6-4.2	A		3031	W16EXR-U	3004	P16R				4501	PW16TT	4708	IW16TT	5305	IW16	0.032
1977-1970	L6-3.8	E		3031	W16EXR-U	3004	P16R				4501	PW16TT	4708	IW16TT	5305	IW16	0.032
1977-1970	V8-5.0	H		3031	W16EXR-U	3004	P16R				4501	PW16TT	4708	IW16TT	5305	IW16	0.032
1974-1971	V8-5.9	N		3031	W16EXR-U	3004	P16R				4501	PW16TT	4708	IW16TT	5305	IW16	0.032
1971	V8-5.9	P		3031	W16EXR-U	3004	P16R				4501	PW16TT	4708	IW16TT	5305	IW16	0.032
1970	L6-3.3	A		3013	W14EXR-U												0.032
1970	L6-3.8	G		3031	W16EXR-U	3004	P16R				4501	PW16TT	4708	IW16TT	5305	IW16	0.032
JAVELIN																	
1974-1973	V8-5.9	N		3031	W16EXR-U	3004	P16R				4501	PW16TT	4708	IW16TT	5305	IW16	0.032
1974-1973	V8-5.9	P		3031	W16EXR-U	3004	P16R				4501	PW16TT	4708	IW16TT	5305	IW16	0.032
1974-1973	V8-6.6	Z		3031	W16EXR-U	3004	P16R				4501	PW16TT	4708	IW16TT	5305	IW16	0.032
1974-1972	V8-5.0	H		3031	W16EXR-U	3004	P16R				4501	PW16TT	4708	IW16TT	5305	IW16	0.032
1974-1971	L6-4.2	A		3031	W16EXR-U	3004	P16R				4501	PW16TT	4708	IW16TT	5305	IW16	0.032
1974-1970	L6-3.8	E		3031	W16EXR-U	3004	P16R				4501	PW16TT	4708	IW16TT	5305	IW16	0.032
1972-1971	V8-6.6	Z		3031	W16EXR-U	3004	P16R				4501	PW16TT	4708	IW16TT	5305	IW16	0.032
1972-1970	V8-5.9	P		3031	W16EXR-U	3004	P16R				4501	PW16TT	4708	IW16TT	5305	IW16	0.032



YEAR ANNEE AÑO	CYL	ENGINE MOTEUR MOTOR	NOTES/NOTAS	OE Types						Twin-Tip (TT) Technology				High Performance		GAP ECART. BRECHA
				U-GROOVE (Standard)		DOUBLE PLATINUM		IRIDIUM LONG-LIFE		PLATINUM TT		IRIDIUM TT		IRIDIUM POWER / IRIDIUM RACING		
				STOCK STOCK BOLSA	PLUG BOUGIE BUJIA	STOCK STOCK BOLSA	PLUG BOUGIE BUJIA	STOCK STOCK BOLSA	PLUG BOUGIE BUJIA	STOCK STOCK BOLSA	PLUG BOUGIE BUJIA	STOCK STOCK BOLSA	PLUG BOUGIE BUJIA	STOCK STOCK BOLSA	PLUG BOUGIE BUJIA	
AMERICAN MOTORS [continued]																
JAVELIN [continued]																
1972	V8-5.9	N		3031	W16EXR-U	3004	P16R			4501	PW16TT	4708	IW16TT	5305	IW16	0.032
1971-1970	V8-5.0	H		3031	W16EXR-U	3004	P16R			4501	PW16TT	4708	IW16TT	5305	IW16	0.032
1971	V8-5.9	N		3031	W16EXR-U	3004	P16R			4501	PW16TT	4708	IW16TT	5305	IW16	0.032
1970-1968	V8-6.4	X		3031	W16EXR-U	3004	P16R			4501	PW16TT	4708	IW16TT	5305	IW16	0.032
1970	L6-3.8	G		3031	W16EXR-U	3004	P16R			4501	PW16TT	4708	IW16TT	5305	IW16	0.032
1970	V8-5.9	N		3031	W16EXR-U	3004	P16R			4501	PW16TT	4708	IW16TT	5305	IW16	0.032
1969-1968	L6-3.8	B		3013	W14EXR-U											0.032
1969-1968	V8-4.7	M		3031	W16EXR-U	3004	P16R			4501	PW16TT	4708	IW16TT	5305	IW16	0.032
1969-1968	V8-4.7	N		3031	W16EXR-U	3004	P16R			4501	PW16TT	4708	IW16TT	5305	IW16	0.032
1969-1968	V8-5.6	T		3031	W16EXR-U	3004	P16R			4501	PW16TT	4708	IW16TT	5305	IW16	0.032
MARLIN																
1967-1966	L6-3.3			3013	W14EXR-U											0.032
1967-1965	L6-3.8			3013	W14EXR-U											0.032
1967	V8-4.7			3031	W16EXR-U	3004	P16R			4501	PW16TT	4708	IW16TT	5305	IW16	0.032
1967	V8-5.6			3031	W16EXR-U	3004	P16R			4501	PW16TT	4708	IW16TT	5305	IW16	0.032
1966-1965	V8-4.7			6013	W14L											0.027
1966-1965	V8-5.3			6013	W14L											0.027
MATADOR																
1978-1971	V8-5.9	N		3031	W16EXR-U	3004	P16R			4501	PW16TT	4708	IW16TT	5305	IW16	0.032
1978	L6-4.2	A		4124	J16HR-U10											0.040
1977-1971	L6-4.2	A		3031	W16EXR-U	3004	P16R			4501	PW16TT	4708	IW16TT	5305	IW16	0.032
1977-1971	V8-5.0	H		3031	W16EXR-U	3004	P16R			4501	PW16TT	4708	IW16TT	5305	IW16	0.032
1976-1971	V8-5.9	P		3031	W16EXR-U	3004	P16R			4501	PW16TT	4708	IW16TT	5305	IW16	0.032
1976-1971	V8-6.6	Z		3031	W16EXR-U	3004	P16R			4501	PW16TT	4708	IW16TT	5305	IW16	0.032
1974-1971	L6-3.8	E		3031	W16EXR-U	3004	P16R			4501	PW16TT	4708	IW16TT	5305	IW16	0.032
PACER																
1980	L6-4.2	C		4124	J16HR-U10											0.040
1979-1978	L6-4.2	C		3001	J16BR-U											0.032
1979-1978	L6-4.2	A		4124	J16HR-U10											0.040
1979-1978	V8-5.0	H		3031	W16EXR-U	3004	P16R			4501	PW16TT	4708	IW16TT	5305	IW16	0.032
1978-1975	L6-3.8	E		3031	W16EXR-U	3004	P16R			4501	PW16TT	4708	IW16TT	5305	IW16	0.032
1977-1976	L6-4.2	C		3031	W16EXR-U	3004	P16R			4501	PW16TT	4708	IW16TT	5305	IW16	0.032
1977-1975	L6-4.2	A		3031	W16EXR-U	3004	P16R			4501	PW16TT	4708	IW16TT	5305	IW16	0.032
RAMBLER																
1969	L6-3.3	A		3013	W14EXR-U											0.032
1969	L6-3.8	B		3013	W14EXR-U											0.032
1969	V8-4.7	M		3031	W16EXR-U	3004	P16R			4501	PW16TT	4708	IW16TT	5305	IW16	0.032
1969	V8-4.7	N		3031	W16EXR-U	3004	P16R			4501	PW16TT	4708	IW16TT	5305	IW16	0.032
1960-1959	L6-3.2			6013	W14L											0.027



YEAR ANNEE AÑO	CYL	ENGINE MOTEUR MOTOR	NOTES/NOTAS	OE Types						Twin-Tip (TT) Technology				High Performance		GAP ECART. BRECHA		
				U-GROOVE (Standard)		DOUBLE PLATINUM		IRIDIUM LONG-LIFE		PLATINUM TT		IRIDIUM TT		IRIDIUM POWER / IRIDIUM RACING				
				STOCK STOCK BOLSA	PLUG BOUGIE BUJIA	STOCK STOCK BOLSA	PLUG BOUGIE BUJIA	STOCK STOCK BOLSA	PLUG BOUGIE BUJIA	STOCK STOCK BOLSA	PLUG BOUGIE BUJIA	STOCK STOCK BOLSA	PLUG BOUGIE BUJIA	STOCK STOCK BOLSA	PLUG BOUGIE BUJIA			
AMERICAN MOTORS [continued]																		
REBEL																		
1970-1969	V8-6.4	X		3031	W16EXR-U	3004	P16R					4501	PW16TT	4708	IW16TT	5305	IW16	0.032
1970	L6-3.8	E		3031	W16EXR-U	3004	P16R					4501	PW16TT	4708	IW16TT	5305	IW16	0.032
1970	L6-3.8	G		3031	W16EXR-U	3004	P16R					4501	PW16TT	4708	IW16TT	5305	IW16	0.032
1970	V8-5.0	H		3031	W16EXR-U	3004	P16R					4501	PW16TT	4708	IW16TT	5305	IW16	0.032
1970	V8-5.9	N		3031	W16EXR-U	3004	P16R					4501	PW16TT	4708	IW16TT	5305	IW16	0.032
1970	V8-5.9	P		3031	W16EXR-U	3004	P16R					4501	PW16TT	4708	IW16TT	5305	IW16	0.032
1969-1968	L6-3.8	B		3031	W16EXR-U	3004	P16R					4501	PW16TT	4708	IW16TT	5305	IW16	0.032
1969-1968	L6-3.8	C		3031	W16EXR-U	3004	P16R					4501	PW16TT	4708	IW16TT	5305	IW16	0.032
1969-1968	V8-5.6	S		3031	W16EXR-U	3004	P16R					4501	PW16TT	4708	IW16TT	5305	IW16	0.032
1969-1968	V8-5.6	T		3031	W16EXR-U	3004	P16R					4501	PW16TT	4708	IW16TT	5305	IW16	0.032
1969	V8-4.8	M		3031	W16EXR-U	3004	P16R					4501	PW16TT	4708	IW16TT	5305	IW16	0.032
1968	V8-4.7	M		3031	W16EXR-U	3004	P16R					4501	PW16TT	4708	IW16TT	5305	IW16	0.032
1967	L6-3.3			3031	W16EXR-U	3004	P16R					4501	PW16TT	4708	IW16TT	5305	IW16	0.032
1967	L6-3.8			3031	W16EXR-U	3004	P16R					4501	PW16TT	4708	IW16TT	5305	IW16	0.032
1967	V8-4.7			3031	W16EXR-U	3004	P16R					4501	PW16TT	4708	IW16TT	5305	IW16	0.032
1967	V8-5.6			3031	W16EXR-U	3004	P16R					4501	PW16TT	4708	IW16TT	5305	IW16	0.032
1961-1959	V8-4.1			3031	W16EXR-U	3004	P16R					4501	PW16TT	4708	IW16TT	5305	IW16	0.032
SPIRIT																		
1983-1981	L6-4.2	C		5018	QJ16HR-U													0.035
1982-1980	L4-2.5	B		5037	T20PR-U15							4510	PTF20TT	4716	ITF20TT	5331	ITF20	0.060
1980	L6-4.2	C		4124	J16HR-U10													0.040
1979	L4-2.0	G		3001	J16BR-U													0.032
1979	L6-3.8	E		3031	W16EXR-U	3004	P16R					4501	PW16TT	4708	IW16TT	5305	IW16	0.032
1979	L6-4.2	C		3001	J16BR-U													0.032
1979	L6-4.2	A		4124	J16HR-U10													0.040
1979	V8-5.0	H		3031	W16EXR-U	3004	P16R					4501	PW16TT	4708	IW16TT	5305	IW16	0.032
SUPER SIX																		
1962-1961	L6-3.2			6013	W14L													0.027
AUDI																		
80																		
1992-1991	L5-2.3	NG		3088	W22EPR-U	3302	P22PR8	3354	S22PR-A7							5307	IW22	0.032
1990-1988	L4-2.0	3A		3088	W22EPR-U	3302	P22PR8	3354	S22PR-A7							5307	IW22	0.032
80 QUATTRO																		
1992-1988	L5-2.3	NG		3088	W22EPR-U	3302	P22PR8	3354	S22PR-A7							5307	IW22	0.032
90																		
1995-1994	V6-2.8	AFC		3121	K20PR-U11	3168	PK20PR11	3443	SK20PR-L11	4504	PK20TT	4702	IK20TT	5304	IK20	0.044		
1995	V6-2.8	AAH		5061	K20PBR-S10	3245	PK20PR-P8	3403	SK20PR-A8	4504	PK20TT	4702	IK20TT	5304	IK20	0.040		
1994	V6-2.8	AAH		5061	K20PBR-S10					4504	PK20TT	4702	IK20TT	5304	IK20	0.040		



YEAR ANNEE AÑO	CYL	ENGINE MOTEUR MOTOR	NOTES/NOTAS	OE Types						Twin-Tip (TT) Technology				High Performance		GAP ECART. BRECHA
				U-GROOVE (Standard)		DOUBLE PLATINUM		IRIDIUM LONG-LIFE		PLATINUM TT		IRIDIUM TT		IRIDIUM POWER / IRIDIUM RACING		
				STOCK STOCK BOLSA	PLUG BOUGIE BUJIA	STOCK STOCK BOLSA	PLUG BOUGIE BUJIA	STOCK STOCK BOLSA	PLUG BOUGIE BUJIA	STOCK STOCK BOLSA	PLUG BOUGIE BUJIA	STOCK STOCK BOLSA	PLUG BOUGIE BUJIA	STOCK STOCK BOLSA	PLUG BOUGIE BUJIA	
AUDI [continued]																
90 [continued]																
1993	V6-2.8	AAH		5061	K20PBR-S10	3245	PK20PR-P8	3403	SK20PR-A8	4504	PK20TT	4702	IK20TT	5304	IK20	0.040
1991-1988	L5-2.3	NG		3088	W22EPR-U	3302	P22PR8	3354	S22PR-A7					5307	IW22	0.032
1988	L4-2.0	3A		3088	W22EPR-U	3302	P22PR8	3354	S22PR-A7					5307	IW22	0.032
90 QUATTRO																
1995	V6-2.8	AFC		5061	K20PBR-S10	3245	PK20PR-P8	3403	SK20PR-A8	4504	PK20TT	4702	IK20TT	5304	IK20	0.040
1994-1993	V6-2.8	AAH		5061	K20PBR-S10	3245	PK20PR-P8	3403	SK20PR-A8	4504	PK20TT	4702	IK20TT	5304	IK20	0.040
1991-1990	L5-2.3	7A		3007	Q20PR-U					4508	PQ20TT	4707	IQ20TT	5302	IQ20	0.032
1989-1988	L5-2.3	NG		3088	W22EPR-U	3302	P22PR8	3354	S22PR-A7					5307	IW22	0.032
100 QUATTRO																
1994	V6-2.8	AAH		5061	K20PBR-S10					4504	PK20TT	4702	IK20TT	5304	IK20	0.040
1993-1992	V6-2.8	AAH		5061	K20PBR-S10							4702	IK20TT	5304	IK20	0.040
1991-1989	L5-2.3	NF		3088	W22EPR-U	3302	P22PR8	3354	S22PR-A7					5307	IW22	0.032
100 SERIES																
1994	V6-2.8	AAH		5061	K20PBR-S10					4504	PK20TT	4702	IK20TT	5304	IK20	0.040
1993-1992	V6-2.8	AAH		5061	K20PBR-S10	3245	PK20PR-P8	3403	SK20PR-A8	4504	PK20TT	4702	IK20TT	5304	IK20	0.040
1991-1989	L5-2.3	NF		3088	W22EPR-U	3302	P22PR8	3354	S22PR-A7					5307	IW22	0.032
1977-1975	L4-1.9	YC		3088	W22EPR-U	3302	P22PR8	3354	S22PR-A7					5307	IW22	0.032
1977-1975	L4-1.9	YD		3088	W22EPR-U	3302	P22PR8	3354	S22PR-A7					5307	IW22	0.032
1975	L4-1.9	YA		3088	W22EPR-U	3302	P22PR8	3354	S22PR-A7					5307	IW22	0.032
1975	L4-1.9	YB		3088	W22EPR-U	3302	P22PR8	3354	S22PR-A7					5307	IW22	0.032
1974	L4-1.9	XT		3088	W22EPR-U	3302	P22PR8	3354	S22PR-A7					5307	IW22	0.032
1974	L4-1.9	XU		3088	W22EPR-U	3302	P22PR8	3354	S22PR-A7					5307	IW22	0.032
1974	L4-1.9	ZG		3088	W22EPR-U	3302	P22PR8	3354	S22PR-A7					5307	IW22	0.032
1974	L4-1.9	ZH		3088	W22EPR-U	3302	P22PR8	3354	S22PR-A7					5307	IW22	0.032
1973-1972	L4-1.9	ZL		3088	W22EPR-U	3302	P22PR8	3354	S22PR-A7					5307	IW22	0.032
1973	L4-1.9	ZW		3088	W22EPR-U	3302	P22PR8	3354	S22PR-A7					5307	IW22	0.032
1972	L4-1.9	ZK		3088	W22EPR-U	3302	P22PR8	3354	S22PR-A7					5307	IW22	0.032
1971-1970	L4-1.8	ZT		3088	W22EPR-U	3302	P22PR8	3354	S22PR-A7					5307	IW22	0.032
1971-1970	L4-1.8	ZY		3088	W22EPR-U	3302	P22PR8	3354	S22PR-A7					5307	IW22	0.032
200																
1991-1989	L5-2.2	MC	T	3088	W22EPR-U	3302	P22PR8	3354	S22PR-A7					5307	IW22	0.032
200 QUATTRO																
1991-1989	L5-2.2	MC	T	3088	W22EPR-U	3302	P22PR8	3354	S22PR-A7					5307	IW22	0.032
1991	L5-2.2	3B	T	3165	K22PR-U	3273	PK22PR8							5310	IK22	0.032
4000																
1987	L4-1.8	MG		3088	W22EPR-U	3302	P22PR8	3354	S22PR-A7					5307	IW22	0.032
1986-1985	L4-1.8	MG		3066	W20EXR-U	3229	P20R8			4502	PW20TT	4709	IW20TT	5306	IW20	0.032
1984	L4-1.8	JN		3066	W20EXR-U	3229	P20R8			4502	PW20TT	4709	IW20TT	5306	IW20	0.032
1984	L5-2.2	WE		3066	W20EXR-U	3229	P20R8			4502	PW20TT					0.032
1983-1981	L4-1.7	WT		3066	W20EXR-U	3229	P20R8			4502	PW20TT	4709	IW20TT	5306	IW20	0.032



YEAR ANNEE AÑO	CYL	ENGINE MOTEUR MOTOR	NOTES/NOTAS	OE Types						Twin-Tip (TT) Technology				High Performance		GAP ECART. BRECHA		
				U-GROOVE (Standard)		DOUBLE PLATINUM		IRIDIUM LONG-LIFE		PLATINUM TT		IRIDIUM TT		IRIDIUM POWER / IRIDIUM RACING				
				STOCK STOCK BOLSA	PLUG BOUCIE BUJIA	STOCK STOCK BOLSA	PLUG BOUCIE BUJIA	STOCK STOCK BOLSA	PLUG BOUCIE BUJIA	STOCK STOCK BOLSA	PLUG BOUCIE BUJIA	STOCK STOCK BOLSA	PLUG BOUCIE BUJIA	STOCK STOCK BOLSA	PLUG BOUCIE BUJIA			
AUDI [continued]																		
4000 [continued]																		
1983-1980	L5-2.2	WE		3066	W20EXR-U	3229	P20R8					4502	PW20TT	4709	IW20TT	5306	IW20	0.032
1980	L4-1.6	YG		3066	W20EXR-U	3229	P20R8					4502	PW20TT	4709	IW20TT	5306	IW20	0.032
1980	L4-1.6	YH		3066	W20EXR-U	3229	P20R8					4502	PW20TT	4709	IW20TT	5306	IW20	0.032
4000 QUATTRO																		
1987-1986	L5-2.2	JT		3088	W22EPR-U	3302	P22PR8	3354	S22PR-A7							5307	IW22	0.032
1985-1984	L5-2.2	JT		3066	W20EXR-U	3229	P20R8					4502	PW20TT	4709	IW20TT	5306	IW20	0.032
5000																		
1988-1987	L5-2.3	NF		3088	W22EPR-U	3302	P22PR8	3354	S22PR-A7							5307	IW22	0.032
1988-1986	L5-2.2	MC	T	3088	W22EPR-U	3302	P22PR8	3354	S22PR-A7							5307	IW22	0.032
1987-1985	L5-2.2	KZ		3066	W20EXR-U	3229	P20R8					4502	PW20TT	4709	IW20TT	5306	IW20	0.032
1985-1984	L5-2.2	KH	T	3088	W22EPR-U	3302	P22PR8	3354	S22PR-A7							5307	IW22	0.032
1984	L5-2.2	WU		3066	W20EXR-U	3229	P20R8					4502	PW20TT	4709	IW20TT	5306	IW20	0.032
1983-1980	L5-2.2	WK	T	3066	W20EXR-U	3229	P20R8					4502	PW20TT	4709	IW20TT	5306	IW20	0.032
1983-1978	L5-2.2	WD		3066	W20EXR-U	3229	P20R8					4502	PW20TT	4709	IW20TT	5306	IW20	0.032
1983-1978	L5-2.2	WE		3066	W20EXR-U	3229	P20R8					4502	PW20TT	4709	IW20TT	5306	IW20	0.032
5000 QUATTRO																		
1988-1987	L5-2.3	NF		3088	W22EPR-U	3302	P22PR8	3354	S22PR-A7							5307	IW22	0.032
1988-1986	L5-2.2	MC	T	3088	W22EPR-U	3302	P22PR8	3354	S22PR-A7							5307	IW22	0.032
A3																		
2013	L4-2.0	CBFA	T			3245	PK20PR-P8					4504	PK20TT	4702	IK20TT	5304	IK20	0.032
2013	L4-2.0	CCTA	T			3245	PK20PR-P8					4504	PK20TT	4702	IK20TT	5304	IK20	0.032
2012-2011	L4-2.0	CBFA	T			3245	PK20PR-P8	3403	SK20PR-A8			4504	PK20TT	4702	IK20TT	5304	IK20	0.032
2012-2011	L4-2.0	CCTA	T			3245	PK20PR-P8	3403	SK20PR-A8			4504	PK20TT	4702	IK20TT	5304	IK20	0.032
2012	L4-2.0	CBFA	OE#: 06H 905 611, T			3245	PK20PR-P8	3403	SK20PR-A8			4504	PK20TT	4702	IK20TT	5304	IK20	0.032
2012	L4-2.0	CCTA	OE#: 06H 905 611, T			3245	PK20PR-P8	3403	SK20PR-A8			4504	PK20TT	4702	IK20TT	5304	IK20	0.032
2010-2009	L4-2.0	CBFA	T	3145	K20PR-U	3245	PK20PR-P8	3403	SK20PR-A8			4504	PK20TT	4702	IK20TT	5304	IK20	0.032
2010	L4-2.0	CCTA	T	3145	K20PR-U	3245	PK20PR-P8	3403	SK20PR-A8			4504	PK20TT	4702	IK20TT	5304	IK20	0.032
2009	L4-2.0	CCTA	T	3145	K20PR-U	3245	PK20PR-P8											0.032
2008-2006	L4-2.0	BPY	T	3145	K20PR-U	3245	PK20PR-P8	3403	SK20PR-A8			4504	PK20TT	4702	IK20TT	5304	IK20	0.032
2008	L4-2.0	CBFA	T			3245	PK20PR-P8	3403	SK20PR-A8			4504	PK20TT	4702	IK20TT	5304	IK20	0.032
2008	L4-2.0	CCTA	T			3245	PK20PR-P8	3403	SK20PR-A8			4504	PK20TT	4702	IK20TT	5304	IK20	0.032
A3 QUATTRO																		
2013	L4-2.0	CCTA	T			3245	PK20PR-P8					4504	PK20TT	4702	IK20TT	5304	IK20	0.032
2012-2009	L4-2.0	CCTA	T			3245	PK20PR-P8	3403	SK20PR-A8			4504	PK20TT	4702	IK20TT	5304	IK20	0.032
2012	L4-2.0	CCTA	O.E. # 06H 905 611, T			3245	PK20PR-P8											0.032
2012	L4-2.0	CCTA	OE#: 06H 905 611, T					3403	SK20PR-A8			4504	PK20TT					0.032
2011	L4-2.0	CCTA	O.E. # 06H 905 611, T									4504	PK20TT					0.040
2009-2008	V6-3.2	CBRA														5308	IXU22	0.035
2007-2006	V6-3.2	BUB		3178	XU20EPR-U											5308	IXU22	0.035



YEAR ANNEE AÑO	CYL	ENGINE MOTEUR MOTOR	NOTES/NOTAS	OE Types						Twin-Tip (TT) Technology				High Performance		GAP ECART. BRECHA
				U-GROOVE (Standard)		DOUBLE PLATINUM		IRIDIUM LONG-LIFE		PLATINUM TT		IRIDIUM TT		IRIDIUM POWER / IRIDIUM RACING		
				STOCK STOCK BOLSA	PLUG BOUGIE BUJIA	STOCK STOCK BOLSA	PLUG BOUGIE BUJIA	STOCK STOCK BOLSA	PLUG BOUGIE BUJIA	STOCK STOCK BOLSA	PLUG BOUGIE BUJIA	STOCK STOCK BOLSA	PLUG BOUGIE BUJIA	STOCK STOCK BOLSA	PLUG BOUGIE BUJIA	
AUDI [continued]																
A4																
2014	L4-2.0	CAED	T			3245	PK20PR-P8			4504	PK20TT	4702	IK20TT	5304	IK20	0.032
2013	L4-2.0	CAEB	T			3245	PK20PR-P8			4504	PK20TT	4702	IK20TT	5304	IK20	0.032
2012-2011	L4-2.0	CAEB	T			3245	PK20PR-P8	3403	SK20PR-A8	4504	PK20TT	4702	IK20TT	5304	IK20	0.032
2012	L4-2.0	CAEB	O.E. # 06H 905 611, T					3403	SK20PR-A8							0.032
2010-2009	L4-2.0	CAEB	T	3145	K20PR-U	3245	PK20PR-P8	3403	SK20PR-A8	4504	PK20TT	4702	IK20TT	5304	IK20	0.032
2009-2007	L4-2.0	BWT	T	3145	K20PR-U	3245	PK20PR-P8	3403	SK20PR-A8	4504	PK20TT	4702	IK20TT	5304	IK20	0.032
2006-2005	L4-2.0	BPG	T	3145	K20PR-U	3245	PK20PR-P8	3403	SK20PR-A8	4504	PK20TT	4702	IK20TT	5304	IK20	0.032
2006-2004	L4-1.8	AMB	T	3145	K20PR-U	3245	PK20PR-P8	3403	SK20PR-A8	4504	PK20TT	4702	IK20TT	5304	IK20	0.032
2005	V6-3.0	BGN	T	3144	K20PR-L11	3142	PK20PR-L11	3443	SK20PR-L11	4504	PK20TT	4702	IK20TT	5304	IK20	0.044
2004-2002	V6-3.0	T	T	3144	K20PR-L11	3142	PK20PR-L11	3443	SK20PR-L11	4504	PK20TT	4702	IK20TT	5304	IK20	0.044
2003	L4-1.8	AMB	T	3145	K20PR-U	3245	PK20PR-P8	3443	SK20PR-L11	4504	PK20TT	4702	IK20TT	5304	IK20	0.044
2002	L4-1.8	AMB	T	3144	K20PR-L11	3142	PK20PR-L11	3443	SK20PR-L11	4504	PK20TT	4702	IK20TT	5304	IK20	0.044
2001-2000	V6-2.8	ATQ	T	5063	K20TXR					4504	PK20TT	4702	IK20TT	5304	IK20	0.040
2001	L4-1.8	AWM	T	5061	K20PBR-S10					4504	PK20TT	4702	IK20TT	5304	IK20	0.040
2000	L4-1.8	ATW	T	5061	K20PBR-S10					4504	PK20TT	4702	IK20TT	5304	IK20	0.040
1999-1997	L4-1.8	AEB	T	5061	K20PBR-S10					4504	PK20TT	4702	IK20TT	5304	IK20	0.040
1999-1997	V6-2.8	AHA	T	5063	K20TXR					4504	PK20TT	4702	IK20TT	5304	IK20	0.040
1997-1996	V6-2.8	AFC	T	5061	K20PBR-S10					4504	PK20TT	4702	IK20TT	5304	IK20	0.040
A4 QUATTRO																
2014	L4-2.0	CAED	T			3245	PK20PR-P8			4504	PK20TT	4702	IK20TT	5304	IK20	0.032
2014	L4-2.0	CPMB	T			3245	PK20PR-P8			4504	PK20TT	4702	IK20TT	5304	IK20	0.032
2013	L4-2.0	CAEB	T			3245	PK20PR-P8			4504	PK20TT	4702	IK20TT	5304	IK20	0.032
2013	L4-2.0	CPMA	T			3245	PK20PR-P8			4504	PK20TT	4702	IK20TT	5304	IK20	0.032
2012-2011	L4-2.0	CAEB	Avant, T			3245	PK20PR-P8	3403	SK20PR-A8	4504	PK20TT	4702	IK20TT	5304	IK20	0.032
2012	L4-2.0	CAEB	Avant, OE#: 06H 905 611, T			3245	PK20PR-P8	3403	SK20PR-A8	4504	PK20TT	4702	IK20TT	5304	IK20	0.032
2012	L4-2.0	CAEB	O.E. # 06H 905 611, T			3245	PK20PR-P8									0.032
2011-2010	L4-2.0	CAEB	Except Avant, T	3145	K20PR-U	3245	PK20PR-P8	3403	SK20PR-A8	4504	PK20TT	4702	IK20TT	5304	IK20	0.032
2010	L4-2.0	CAEB	Avant, T	3145	K20PR-U	3245	PK20PR-P8	3403	SK20PR-A8	4504	PK20TT	4702	IK20TT	5304	IK20	0.032
2009-2007	L4-2.0	BWT	T	3145	K20PR-U	3245	PK20PR-P8	3403	SK20PR-A8	4504	PK20TT	4702	IK20TT	5304	IK20	0.032
2009	L4-2.0	CAEB	T	3145	K20PR-U	3245	PK20PR-P8	3403	SK20PR-A8	4504	PK20TT	4702	IK20TT	5304	IK20	0.032
2009	V6-3.2	CALA	T	3120	K16R-U11	3134	PK16R11	3324	SK16R11	4503	PK16TT					0.044
2008	L4-2.0	BWT	Avant, T	3145	K20PR-U	3245	PK20PR-P8	3403	SK20PR-A8	4504	PK20TT	4702	IK20TT	5304	IK20	0.032
2007	L4-2.0	BWT	Avant, T			3245	PK20PR-P8	3403	SK20PR-A8	4504	PK20TT	4702	IK20TT	5304	IK20	0.032
2006-2005	L4-2.0	BPG	T	3145	K20PR-U	3245	PK20PR-P8	3403	SK20PR-A8	4504	PK20TT	4702	IK20TT	5304	IK20	0.032
2006-2005	L4-2.0	BPG	Avant, T	3145	K20PR-U	3245	PK20PR-P8									0.032
2006-2005	V6-3.0	BGN	T	3144	K20PR-L11	3142	PK20PR-L11	3443	SK20PR-L11	4504	PK20TT	4702	IK20TT	5304	IK20	0.044
2005-2004	L4-1.8	AMB	T	3145	K20PR-U	3245	PK20PR-P8	3403	SK20PR-A8	4504	PK20TT	4702	IK20TT	5304	IK20	0.032
2005	L4-1.8	AMB	Avant, T	3145	K20PR-U	3245	PK20PR-P8	3403	SK20PR-A8							0.032



YEAR ANNEE AÑO	CYL	ENGINE MOTEUR MOTOR	NOTES/NOTAS	OE Types						Twin-Tip (TT) Technology				High Performance		GAP ECART. BRECHA
				U-GROOVE (Standard)		DOUBLE PLATINUM		IRIDIUM LONG-LIFE		PLATINUM TT		IRIDIUM TT		IRIDIUM POWER / IRIDIUM RACING		
				STOCK STOCK BOLSA	PLUG BOUGIE BUJIA	STOCK STOCK BOLSA	PLUG BOUGIE BUJIA	STOCK STOCK BOLSA	PLUG BOUGIE BUJIA	STOCK STOCK BOLSA	PLUG BOUGIE BUJIA	STOCK STOCK BOLSA	PLUG BOUGIE BUJIA	STOCK STOCK BOLSA	PLUG BOUGIE BUJIA	
AUDI [continued]																
A4 QUATTRO [continued]																
2004-2002	V6-3.0	T		3144	K20PR-L11	3142	PK20PR-L11	3443	SK20PR-L11	4504	PK20TT	4702	IK20TT	5304	IK20	0.044
2004	L4-1.8	AMB	Avant, T					3403	SK20PR-A8							0.032
2003	L4-1.8	C	T					3403	SK20PR-A8							0.032
2003	L4-1.8	AMB	T	3145	K20PR-U	3245	PK20PR-P8			4504	PK20TT	4702	IK20TT	5304	IK20	0.032
2003	L4-1.8	C	Avant, T					3403	SK20PR-A8							0.032
2002	L4-1.8	AMB	Avant, T	5061	K20PBR-S10					4504	PK20TT	4702	IK20TT	5304	IK20	0.040
2002	L4-1.8	AMB	Exc. Avant, T	3144	K20PR-L11	3142	PK20PR-L11	3443	SK20PR-L11							0.044
2001-2000	V6-2.8	ATQ		5063	K20TXR					4504	PK20TT	4702	IK20TT	5304	IK20	0.040
2001	L4-1.8	AWM	T	5061	K20PBR-S10					4504	PK20TT	4702	IK20TT	5304	IK20	0.040
2000	L4-1.8	ATW	T	5061	K20PBR-S10					4504	PK20TT	4702	IK20TT	5304	IK20	0.040
2000	L4-1.8	AEB	T	3145	K20PR-U	3245	PK20PR-P8	3403	SK20PR-A8	4504	PK20TT	4702	IK20TT	5304	IK20	0.032
1999-1997	L4-1.8	AEB	T	5061	K20PBR-S10					4504	PK20TT	4702	IK20TT	5304	IK20	0.040
1999	V6-2.8	AHA		5063	K20TXR					4504	PK20TT	4702	IK20TT	5304	IK20	0.040
1998	V6-2.8	AHA		5061	K20PBR-S10					4504	PK20TT	4702	IK20TT	5304	IK20	0.040
1997-1996	V6-2.8	AFC		5061	K20PBR-S10					4504	PK20TT	4702	IK20TT	5304	IK20	0.040
A5																
2014	L4-2.0	CAED	T			3245	PK20PR-P8			4504	PK20TT	4702	IK20TT	5304	IK20	0.032
2013	L4-2.0	CAEB	T			3245	PK20PR-P8			4504	PK20TT	4702	IK20TT	5304	IK20	0.032
2012-2010	L4-2.0	CAEB	T			3245	PK20PR-P8	3403	SK20PR-A8	4504	PK20TT	4702	IK20TT	5304	IK20	0.032
2012-2010	L4-2.0	CAEB	O.E. # 06H 905 611, T			3245	PK20PR-P8	3403	SK20PR-A8	4504	PK20TT	4702	IK20TT	5304	IK20	0.032
A5 QUATTRO																
2014	L4-2.0	CAED	T			3245	PK20PR-P8			4504	PK20TT	4702	IK20TT	5304	IK20	0.032
2014	L4-2.0	CPMB	T			3245	PK20PR-P8			4504	PK20TT	4702	IK20TT	5304	IK20	0.032
2013	L4-2.0	CAEB	T			3245	PK20PR-P8			4504	PK20TT	4702	IK20TT	5304	IK20	0.032
2013	L4-2.0	CPMA	T			3245	PK20PR-P8			4504	PK20TT	4702	IK20TT	5304	IK20	0.032
2012-2011	L4-2.0	CAEB	Cabriolet, T			3245	PK20PR-P8	3403	SK20PR-A8	4504	PK20TT	4702	IK20TT	5304	IK20	0.032
2012-2011	L4-2.0	CAEB	Cabriolet, OE#: 06H 905 611, T			3245	PK20PR-P8	3403	SK20PR-A8	4504	PK20TT	4702	IK20TT	5304	IK20	0.032
2012-2011	L4-2.0	CAEB	Except Cabriolet, T			3245	PK20PR-P8	3403	SK20PR-A8	4504	PK20TT	4702	IK20TT	5304	IK20	0.032
2012-2011	L4-2.0	CAEB	Except Cabriolet, OE#: 06H 905 611, T			3245	PK20PR-P8	3403	SK20PR-A8	4504	PK20TT	4702	IK20TT	5304	IK20	0.032
2010-2008	V6-3.2	CALA		3120	K16R-U11	3134	PK16R11	3324	SK16R11	4503	PK16TT	4701	IK16TT	5303	IK16	0.044
2010	L4-2.0	CAEB	T			3245	PK20PR-P8	3403	SK20PR-A8	4504	PK20TT	4702	IK20TT	5304	IK20	0.032
A6																
2014	L4-2.0	CAED	T			3245	PK20PR-P8			4504	PK20TT	4702	IK20TT	5304	IK20	0.032
2013	L4-2.0	CAEB	T			3245	PK20PR-P8			4504	PK20TT	4702	IK20TT	5304	IK20	0.032
2012	L4-2.0	CAEB	Premium, T			3245	PK20PR-P8	3403	SK20PR-A8			4702	IK20TT	5304	IK20	0.032
2012	L4-2.0	CAEB	Premium Plus, T			3245	PK20PR-P8	3403	SK20PR-A8			4702	IK20TT	5304	IK20	0.032
2012	L4-2.0	CAEB	Premium Plus, OE#: 06H 905 611, T			3245	PK20PR-P8	3403	SK20PR-A8			4702	IK20TT	5304	IK20	0.032



YEAR ANNEE AÑO	CYL	ENGINE MOTEUR MOTOR	NOTES/NOTAS	OE Types						Twin-Tip (TT) Technology				High Performance		GAP ECART. BRECHA
				U-GROOVE (Standard)		DOUBLE PLATINUM		IRIDIUM LONG-LIFE		PLATINUM TT		IRIDIUM TT		IRIDIUM POWER / IRIDIUM RACING		
				STOCK STOCK BOLSA	PLUG BOUGIE BUJIA	STOCK STOCK BOLSA	PLUG BOUGIE BUJIA	STOCK STOCK BOLSA	PLUG BOUGIE BUJIA	STOCK STOCK BOLSA	PLUG BOUGIE BUJIA	STOCK STOCK BOLSA	PLUG BOUGIE BUJIA	STOCK STOCK BOLSA	PLUG BOUGIE BUJIA	
AUDI [continued]																
A6 [continued]																
2012	L4-2.0	CAEB	Premium, OE#: 06H 905 611, T			3245	PK20PR-P8	3403	SK20PR-A8			4702	IK20TT	5304	IK20	0.032
2011-2010	V6-3.2	CALA				3301	PK16R8	3435	SK16PR-F8	4503	PK16TT	4701	IK16TT	5303	IK16	0.032
2009	V6-3.2	BKH		3119	K16R-U	3301	PK16R8	3435	SK16PR-F8	4503	PK16TT	4701	IK16TT	5303	IK16	0.032
2004-2002	V6-3.0	T		3144	K20PR-L11	3142	PK20PR-L11	3443	SK20PR-L11	4504	PK20TT	4702	IK20TT	5304	IK20	0.044
2001-2000	V6-2.8	ATQ		5063	K20TXR					4504	PK20TT	4702	IK20TT	5304	IK20	0.040
1999-1998	V6-2.8	AHA		5063	K20TXR					4504	PK20TT	4702	IK20TT	5304	IK20	0.040
1997-1995	V6-2.8	AFC		5061	K20PBR-S10					4504	PK20TT	4702	IK20TT	5304	IK20	0.040
1995	V6-2.8	AAH		5061	K20PBR-S10					4504	PK20TT	4702	IK20TT	5304	IK20	0.040
A6 QUATTRO																
2014-2013	V6-3.0	CTUA	S											5311	IK24	0.032
2014	L4-2.0	CAED	T			3245	PK20PR-P8			4504	PK20TT	4702	IK20TT	5304	IK20	0.032
2013	L4-2.0	CAEB	T			3245	PK20PR-P8			4504	PK20TT	4702	IK20TT	5304	IK20	0.032
2012	V6-3.0	CGXB	OE#: 101 905 611 G, S											5311	IK24	0.032
2012	V6-3.0	CGXB	OE#: 101 905 631 G, S			3301	PK16R8	3435	SK16PR-F8			4701	IK16TT	5303	IK16	0.032
2011	V6-3.0	CCAA	OE#: 101 905 611 G, S											5311	IK24	0.032
2011	V6-3.0	CCAA	OE#: 101 905 631 G, S			3301	PK16R8	3435	SK16PR-F8	4503	PK16TT	4701	IK16TT	5303	IK16	0.032
2011	V8-4.2	BVJ		5061	K20PBR-S10	3253	PK20TR11	3471	SK20BR11			4702	IK20TT	5304	IK20	0.044
2010-2007	V8-4.2	BVJ						3471	SK20BR11			4702	IK20TT			0.040
2010	V6-3.0	CCAA	S	3119	K16R-U	3301	PK16R8	3435	SK16PR-F8	4503	PK16TT	4701	IK16TT	5303	IK16	0.032
2009	V6-3.0	CAJA	Avant, S	3120	K16R-U11	3134	PK16R11	3324	SK16R11	4503	PK16TT	4701	IK16TT	5303	IK16	0.044
2009	V6-3.0	CCAA	Avant, S	3120	K16R-U11	3134	PK16R11	3324	SK16R11	4503	PK16TT	4701	IK16TT	5303	IK16	0.044
2009	V6-3.0	CCAA	Exc Avant, S											5311	IK24	0.032
2009	V6-3.0	CAJA	Exc. Avant, S											5311	IK24	0.032
2006-2005	V8-4.2	BNK		5061	K20PBR-S10					4504	PK20TT	4702	IK20TT	5304	IK20	0.040
2004-2003	V6-2.7	BEL	T	3145	K20PR-U	3245	PK20PR-P8	3403	SK20PR-A8	4504	PK20TT	4702	IK20TT	5304	IK20	0.032
2004-2002	V6-3.0	T		3144	K20PR-L11	3142	PK20PR-L11	3443	SK20PR-L11	4504	PK20TT	4702	IK20TT	5304	IK20	0.044
2004-2001	V8-4.2	AWN		5061	K20PBR-S10					4504	PK20TT	4702	IK20TT	5304	IK20	0.040
2002-2000	V6-2.7	APB	T	3144	K20PR-L11	3142	PK20PR-L11	3443	SK20PR-L11	4504	PK20TT	4702	IK20TT	5304	IK20	0.044
2001-2000	V6-2.8	ATQ		5063	K20TXR					4504	PK20TT	4702	IK20TT	5304	IK20	0.040
2000	V8-4.2	ART		5061	K20PBR-S10					4504	PK20TT	4702	IK20TT	5304	IK20	0.040
1999-1998	V6-2.8	AHA		5063	K20TXR					4504	PK20TT	4702	IK20TT	5304	IK20	0.040
1998-1995	V6-2.8	AFC		5061	K20PBR-S10					4504	PK20TT	4702	IK20TT	5304	IK20	0.040
A7 QUATTRO																
2014-2013	V6-3.0	CTUA	S											5311	IK24	0.032
2012	V6-3.0	CGXB	OE#: 101 905 611, S			3142	PK20PR-L11	3443	SK20PR-L11			4702	IK20TT	5304	IK20	0.044
2012	V6-3.0	CGXB	OE#: 101 905 631 G, S			3301	PK16R8	3435	SK16PR-F8			4701	IK16TT	5303	IK16	0.032



YEAR ANEE AÑO	CYL	ENGINE MOTEUR MOTOR	NOTES/NOTAS	OE Types						Twin-Tip (TT) Technology				High Performance		GAP ECART. BRECHA	
				U-GROOVE (Standard)		DOUBLE PLATINUM		IRIDIUM LONG-LIFE		PLATINUM TT		IRIDIUM TT		IRIDIUM POWER / IRIDIUM RACING			
				STOCK STOCK BOLSA	PLUG BOUGIE BUJIA	STOCK STOCK BOLSA	PLUG BOUGIE BUJIA	STOCK STOCK BOLSA	PLUG BOUGIE BUJIA	STOCK STOCK BOLSA	PLUG BOUGIE BUJIA	STOCK STOCK BOLSA	PLUG BOUGIE BUJIA	STOCK STOCK BOLSA	PLUG BOUGIE BUJIA		
AUDI [continued]																	
A8																	
1999-1997	V8-3.7	AEW		5032	T20EPR-U						4512	PT20TT	4714	IT20TT	5326	IT20	0.032
A8 QUATTRO																	
2014-2013	V6-3.0	CTUB	S												5311	IK24	0.032
2014-2013	V8-4.0	CEUA	T												5346	IKH24	0.032
2012-2011	V8-4.2	CDRA		5061	K20PBR-S10	3253	PK20TR11	3471	SK20BR11			4702	IK20TT	5304	IK20	0.044	
2012	W12-6.3	CEJA												5353	IXUH22	0.035	
2010-2007	V8-4.2	BVJ						3471	SK20BR11			4702	IK20TT			0.040	
2009-2006	W12-6.0	BSB						3371	SKJ20CR-A8							0.032	
2009-2006	W12-6.0	BSB		3169	KJ20CR-L11	3247	PKJ20CR-L11	3371	SKJ20CR-A8	4504	PK20TT			5358	IK20L	0.044	
2009-2006	W12-6.0	BSB							PK20GR8			4702	IK20TT				
2006	V8-4.2	BGK		5061	K20PBR-S10					4504	PK20TT	4702	IK20TT	5358	IK20L	0.040	
2005-2004	V8-4.2	BFM		5061	K20PBR-S10					4504	PK20TT	4702	IK20TT	5358	IK20L	0.040	
2005	W12-6.0	BSB		3178	XU20EPR-U				PK20GR8					5308	IXU22		
2003-2001	V8-4.2	AUX		5061	K20PBR-S10					4504	PK20TT	4702	IK20TT	5358	IK20L	0.040	
2003-2000	V8-4.2	AKB		5061	K20PBR-S10					4504	PK20TT	4702	IK20TT	5358	IK20L	0.040	
1999-1997	V8-4.2	ABZ		5032	T20EPR-U					4512	PT20TT	4714	IT20TT	5326	IT20	0.032	
ALLROAD																	
2014	L4-2.0	CPMB	T			3245	PK20PR-P8			4504	PK20TT	4702	IK20TT	5304	IK20	0.032	
2013	L4-2.0	CPMA	T			3245	PK20PR-P8			4504	PK20TT	4702	IK20TT	5304	IK20	0.032	
ALLROAD QUATTRO																	
2005-2004	V6-2.7	BEL	T	3145	K20PR-U	3245	PK20PR-P8	3403	SK20PR-A8	4504	PK20TT	4702	IK20TT	5304	IK20	0.032	
2005-2003	V8-4.2	BAS		5061	K20PBR-S10					4504	PK20TT	4702	IK20TT	5304	IK20	0.040	
2003	V6-2.7	D	T					3403	SK20PR-A8							0.032	
2003	V6-2.7	BEL	T	3145	K20PR-U	3245	PK20PR-P8			4504	PK20TT	4702	IK20TT	5304	IK20	0.032	
2002-2001	V6-2.7	APB	T	3144	K20PR-L11	3142	PK20PR-L11	3443	SK20PR-L11	4504	PK20TT	4702	IK20TT	5304	IK20	0.044	
CABRIOLET																	
1998-1995	V6-2.8	AFC		5061	K20PBR-S10					4504	PK20TT	4702	IK20TT	5304	IK20	0.040	
1994	V6-2.8	AAH		5061	K20PBR-S10					4504	PK20TT	4702	IK20TT	5304	IK20	0.040	
COUPE																	
1987-1984	L5-2.2	KX		3066	W20EXR-U	3229	P20R8			4502	PW20TT	4709	IW20TT	5306	IW20	0.032	
1987	L5-2.3	NG		3088	W22EPR-U	3302	P22PR8	3354	S22PR-A7					5307	IW22	0.032	
1984-1981	L5-2.2	WE		3066	W20EXR-U	3229	P20R8			4502	PW20TT	4709	IW20TT	5306	IW20	0.032	
COUPE QUATTRO																	
1991-1990	L5-2.3	7A		5060	K20PBR							4702	IK20TT	5304	IK20	0.035	
FOX																	
1979-1977	L4-1.6	YG		3066	W20EXR-U	3229	P20R8			4502	PW20TT	4709	IW20TT	5306	IW20	0.032	
1979-1977	L4-1.6	YH		3066	W20EXR-U	3229	P20R8			4502	PW20TT	4709	IW20TT	5306	IW20	0.032	
1976-1975	L4-1.6	YG		3088	W22EPR-U	3302	P22PR8	3354	S22PR-A7					5307	IW22	0.032	
1976-1975	L4-1.6	YH		3088	W22EPR-U	3302	P22PR8	3354	S22PR-A7					5307	IW22	0.032	



YEAR ANNEE AÑO	CYL	ENGINE MOTEUR MOTOR	NOTES/NOTAS	OE Types						Twin-Tip (TT) Technology				High Performance		GAP ECART. BRECHA
				U-GROOVE (Standard)		DOUBLE PLATINUM		IRIDIUM LONG-LIFE		PLATINUM TT		IRIDIUM TT		IRIDIUM POWER / IRIDIUM RACING		
				STOCK STOCK BOLSA	PLUG BOUGIE BUJIA	STOCK STOCK BOLSA	PLUG BOUGIE BUJIA	STOCK STOCK BOLSA	PLUG BOUGIE BUJIA	STOCK STOCK BOLSA	PLUG BOUGIE BUJIA	STOCK STOCK BOLSA	PLUG BOUGIE BUJIA	STOCK STOCK BOLSA	PLUG BOUGIE BUJIA	
AUDI [continued]																
FOX [continued]																
1976	L4-1.6	YK		3088	W22EPR-U	3302	P22PR8	3354	S22PR-A7					5307	IW22	0.032
1974	L4-1.5	XV		3088	W22EPR-U	3302	P22PR8	3354	S22PR-A7					5307	IW22	0.032
1974	L4-1.5	XW		3088	W22EPR-U	3302	P22PR8	3354	S22PR-A7					5307	IW22	0.032
1974	L4-1.5	XY		3088	W22EPR-U	3302	P22PR8	3354	S22PR-A7					5307	IW22	0.032
1974	L4-1.5	XZ		3088	W22EPR-U	3302	P22PR8	3354	S22PR-A7					5307	IW22	0.032
1973	L4-1.5	ZD		3088	W22EPR-U	3302	P22PR8	3354	S22PR-A7					5307	IW22	0.032
1973	L4-1.5	ZE		3088	W22EPR-U	3302	P22PR8	3354	S22PR-A7					5307	IW22	0.032
Q5																
2014-2013	L4-2.0	CHJA	T			3245	PK20PR-P8			4504	PK20TT	4702	IK20TT	5304	IK20	0.032
2014-2013	V6-3.0	CTUC	S											5311	IK24	0.032
2014	L4-2.0	CPMB	T			3245	PK20PR-P8			4504	PK20TT	4702	IK20TT	5304	IK20	0.032
2013	L4-2.0	CPMA	T			3245	PK20PR-P8			4504	PK20TT	4702	IK20TT	5304	IK20	0.032
2012	L4-2.0	CAEB	T			3245	PK20PR-P8	3403	SK20PR-A8			4702	IK20TT	5304	IK20	0.032
2012	L4-2.0	CAEB	OE#: 101 905 611, T			3245	PK20PR-P8	3403	SK20PR-A8			4702	IK20TT	5304	IK20	0.032
2012	V6-3.2	CALB	OE#: 101 905 611, G			3142	PK20PR-L11	3443	SK20PR-L11			4702	IK20TT	5304	IK20	0.044
2012	V6-3.2	CALB	OE#: 101 905 631 G,			3134	PK16R11	3324	SK16R11			4701	IK16TT	5303	IK16	0.044
2011	L4-2.0	CAEB	T			3245	PK20PR-P8	3403	SK20PR-A8	4504	PK20TT	4702	IK20TT	5304	IK20	0.032
2011	L4-2.0	CAEB	OE#: 101 905 611, T			3245	PK20PR-P8	3403	SK20PR-A8	4504	PK20TT	4702	IK20TT	5304	IK20	0.032
2011	V6-3.2	CALB				3142	PK20PR-L11	3443	SK20PR-L11	4504	PK20TT	4702	IK20TT	5304	IK20	0.044
2010-2009	V6-3.2	CALB	Premium Plus,	3120	K16R-U11	3134	PK16R11	3324	SK16R11	4503	PK16TT	4701	IK16TT	5303	IK16	0.044
2010-2009	V6-3.2	CALB	Premium, Prestige,	3144	K20PR-L11	3142	PK20PR-L11	3443	SK20PR-L11	4504	PK20TT	4702	IK20TT	5304	IK20	0.044
Q7																
2014-2013	V6-3.0	CTWA	S											5311	IK24	0.032
2014-2013	V6-3.0	CTWB	S											5311	IK24	0.032
2012	V6-3.0	CJWB	OE#: 101 905 611 G, S											5311	IK24	0.032
2012	V6-3.0	CJWE	OE#: 101 905 611 G, S											5311	IK24	0.032
2011	V6-3.0	CJWC	S											5311	IK24	0.032
2011	V6-3.0	CJWB	S					3435	SK16PR-F8			4701	IK16TT	5303	IK16	0.032
2011	V6-3.0	CJWB	S			3301	PK16R8	3435	SK16PR-F8			4701	IK16TT	5311	IK24	0.032
2011	V6-3.0	CJWC	OE#: 101 905 631 G, S			3301	PK16R8	3435	SK16PR-F8			4701	IK16TT	5303	IK16	0.032
2010-2007	V6-3.6	BHK						3461	SXU22HCR115					5356	IXUH22I	0.044
2010-2007	V8-4.2	BAR						3471	SK20BR11			4702	IK20TT			0.040
QUATTRO																
1985-1983	L5-2.2	WX	T	3088	W22EPR-U	3302	P22PR8	3354	S22PR-A7					5307	IW22	0.032
R8																
2014	V10-5.2	CTPA				3245	PK20PR-P8			4504	PK20TT	4702	IK20TT	5304	IK20	0.032
2014	V10-5.2	CTYA				3245	PK20PR-P8			4504	PK20TT	4702	IK20TT	5304	IK20	0.032
2014	V8-4.2	CNDA				3245	PK20PR-P8			4504	PK20TT	4702	IK20TT	5304	IK20	0.032



YEAR ANNEE AÑO	CYL	ENGINE MOTEUR MOTOR	NOTES/NOTAS	OE Types						Twin-Tip (TT) Technology				High Performance		GAP ECART. BRECHA
				U-GROOVE (Standard)		DOUBLE PLATINUM		IRIDIUM LONG-LIFE		PLATINUM TT		IRIDIUM TT		IRIDIUM POWER / IRIDIUM RACING		
				STOCK STOCK BOLSA	PLUG BOUGIE BUJIA	STOCK STOCK BOLSA	PLUG BOUGIE BUJIA	STOCK STOCK BOLSA	PLUG BOUGIE BUJIA	STOCK STOCK BOLSA	PLUG BOUGIE BUJIA	STOCK STOCK BOLSA	PLUG BOUGIE BUJIA	STOCK STOCK BOLSA	PLUG BOUGIE BUJIA	
AUDI [continued]																
R8 [continued]																
2012-2011	V8-4.2	CNDA				3253	PK20TR11	3435	SK16PR-F8			4702	IK20TT			0.044
2012	V10-5.2	BUJ				3301	PK16R8	3435	SK16PR-F8			4701	IK16TT	5303	IK16	0.032
2012	V10-5.2	CMPA				3301	PK16R8	3435	SK16PR-F8			4701	IK16TT	5303	IK16	0.032
2012	V8-4.2	CNDA		5061	K20PBR-S10	3301	PK16R8					4701	IK16TT	5304	IK20	0.032
2012	V8-4.2	CNDA		5061	K20PBR-S10	3301	PK16R8					4701	IK16TT	5303	IK16	0.032
2011	V10-5.2	BUJ				3301	PK16R8	3435	SK16PR-F8	4503	PK16TT	4701	IK16TT	5303	IK16	0.032
2011	V8-4.2	CNDA				3253	PK20TR11	3435	SK16PR-F8			4701	IK16TT	5303	IK16	0.044
2011	V8-4.2	CNDA		5061	K20PBR-S10	3301	PK16R8	3435	SK16PR-F8	4503	PK16TT	4702	IK20TT	5304	IK20	0.032
2010	V10-5.2	BUJ		3119	K16R-U	3301	PK16R8	3435	SK16PR-F8	4503	PK16TT	4701	IK16TT	5303	IK16	0.032
2010	V8-4.2	BYH				3301	PK16R8	3435	SK16PR-F8			4701	IK16TT	5303	IK16	0.032
RS5																
2014-2013	V8-4.2	CFSA				3245	PK20PR-P8			4504	PK20TT	4702	IK20TT	5304	IK20	0.032
RS6																
2004	V8-4.2	BCY	T	3145	K20PR-U	3245	PK20PR-P8	3403	SK20PR-A8	4504	PK20TT	4702	IK20TT	5304	IK20	0.032
2003	V8-4.2	BCY	T	5061	K20PBR-S10					4504	PK20TT	4702	IK20TT	5304	IK20	0.040
RS7																
2014	V8-4.0	CRDB	T											5346	IKH24	0.032
S4																
2014	V6-3.0	CTUB	S											5311	IK24	0.032
2013	V6-3.0	CGXC	S											5311	IK24	0.032
2012-2011	V6-3.0	CCBA	OE#: 101 905 611 G, S											5311	IK24	0.032
2010	V6-3.0	CCBA	S	3119	K16R-U	3301	PK16R8	3435	SK16PR-F8	4503	PK16TT	4701	IK16TT	5303	IK16	0.032
2009-2004	V8-4.2	BHF		5061	K20PBR-S10					4504	PK20TT	4702	IK20TT	5304	IK20	0.040
2002	V6-2.7	APB	T	3144	K20PR-L11	3142	PK20PR-L11	3443	SK20PR-L11	4504	PK20TT	4702	IK20TT	5304	IK20	0.044
2001-2000	V6-2.7	APB	T	5063	K20TXR					4504	PK20TT	4702	IK20TT	5304	IK20	0.040
1994-1992	L5-2.2	AAN	T	3145	K20PR-U	3245	PK20PR-P8	3403	SK20PR-A8	4504	PK20TT	4702	IK20TT	5304	IK20	0.032
S5																
2014	V6-3.0	CTUB	S											5311	IK24	0.032
2013	V6-3.0	CGXC	S											5311	IK24	0.032
2012-2011	V8-4.2	CAUA		5061	K20PBR-S10	3253	PK20TR11	3471	SK20BR11			4702	IK20TT	5304	IK20	0.044
2012	V6-3.0	CAKA	S			3142	PK20PR-L11	3443	SK20PR-L11			4702	IK20TT	5304	IK20	0.044
2012	V6-3.0	CCBA	S			3142	PK20PR-L11	3443	SK20PR-L11			4702	IK20TT	5304	IK20	0.044
2011	V6-3.0	CAKA	S			3142	PK20PR-L11	3443	SK20PR-L11	4504	PK20TT	4702	IK20TT	5304	IK20	0.044
2011	V6-3.0	CCBA	S			3142	PK20PR-L11	3443	SK20PR-L11	4504	PK20TT	4702	IK20TT	5304	IK20	0.044
2010-2009	V8-4.2	CAUA						3471	SK20BR11			4702	IK20TT			0.040
2010	V6-3.0	CCBA	S											5311	IK24	0.032
2010	V6-3.0	CAKA	S	3120	K16R-U11	3134	PK16R11	3324	SK16R11	4503	PK16TT	4701	IK16TT	5303	IK16	0.044
2008	V8-4.2	CAUA		5061	K20PBR-S10					4504	PK20TT	4702	IK20TT	5304	IK20	0.040



YEAR ANNEE AÑO	CYL	ENGINE MOTEUR MOTOR	NOTES/NOTAS	OE Types						Twin-Tip (TT) Technology				High Performance		GAP ECART. BRECHA	
				U-GROOVE (Standard)		DOUBLE PLATINUM		IRIDIUM LONG-LIFE		PLATINUM TT		IRIDIUM TT		IRIDIUM POWER / IRIDIUM RACING			
				STOCK STOCK BOLSA	PLUG BOUGIE BUJIA	STOCK STOCK BOLSA	PLUG BOUGIE BUJIA	STOCK STOCK BOLSA	PLUG BOUGIE BUJIA	STOCK STOCK BOLSA	PLUG BOUGIE BUJIA	STOCK STOCK BOLSA	PLUG BOUGIE BUJIA	STOCK STOCK BOLSA	PLUG BOUGIE BUJIA		
AUDI [continued]																	
S6																	
2014-2013	V8-4.0	CEUC	T														
2011	V10-5.2	BXA		5061	K20PBR-S10	3253	PK20TR11	3471	SK20BR11			4702	IK20TT	5304	IK20		0.044
2010-2007	V10-5.2	BXA						3471	SK20BR11			4702	IK20TT				0.040
2003-2002	V8-4.2	BBD		5061	K20PBR-S10					4504	PK20TT	4702	IK20TT	5304	IK20		0.040
1997-1995	L5-2.2	AAN	T	3145	K20PR-U	3245	PK20PR-P8	3403	SK20PR-A8	4504	PK20TT	4702	IK20TT	5304	IK20		0.032
S7																	
2014-2013	V8-4.0	CEUC	T											5346	IKH24		0.032
S8																	
2014-2013	V8-4.0	CGTA	T											5346	IKH24		0.032
2009-2007	V10-5.2	BSM						3471	SK20BR11			4702	IK20TT				0.040
2003-2002	V8-4.2	AYS		5061	K20PBR-S10					4504	PK20TT	4702	IK20TT	5304	IK20		0.040
2001	V8-4.2	U		5061	K20PBR-S10					4504	PK20TT	4702	IK20TT	5304	IK20		0.040
SQ5																	
2014	V6-3.0	CTUD	S											5311	IK24		0.032
SUPER 90																	
1972-1970	L4-1.8			3066	W20EXR-U	3229	P20R8			4502	PW20TT	4709	IW20TT	5306	IW20		0.032
TT																	
2009-2008	L4-2.0	BPY	T	3145	K20PR-U	3245	PK20PR-P8	3403	SK20PR-A8	4504	PK20TT	4702	IK20TT	5304	IK20		0.032
2006-2004	L4-1.8	AWP	T	3145	K20PR-U	3245	PK20PR-P8	3403	SK20PR-A8	4504	PK20TT	4702	IK20TT	5304	IK20		0.032
2003-2001	L4-1.8	C	T					3403	SK20PR-A8								0.032
2003-2001	L4-1.8	AWP	T	3145	K20PR-U	3245	PK20PR-P8			4504	PK20TT	4702	IK20TT	5304	IK20		0.032
2002-2001	L4-1.8	X	T					3403	SK20PR-A8								0.032
2001	L4-1.8	ATC	T	5061	K20PBR-S10					4504	PK20TT	4702	IK20TT	5304	IK20		0.040
2000	L4-1.8	ATC	T	3144	K20PR-L11	3142	PK20PR-L11	3443	SK20PR-L11	4504	PK20TT	4702	IK20TT	5304	IK20		0.044
TT QUATTRO																	
2014-2013	L4-2.0	CDMA	T			3245	PK20PR-P8			4504	PK20TT	4702	IK20TT	5304	IK20		0.032
2014-2013	L4-2.0	CETA	T			3245	PK20PR-P8			4504	PK20TT	4702	IK20TT	5304	IK20		0.032
2013	L5-2.5	CEPB	T											5346	IKH24		0.032
2012	L4-2.0	CDMA	T			3245	PK20PR-P8	3403	SK20PR-A8			4702	IK20TT	5304	IK20		0.032
2012	L4-2.0	CETA	T			3245	PK20PR-P8	3403	SK20PR-A8			4702	IK20TT	5304	IK20		0.032
2012	L4-2.0	CDMA	OE#: 06H 905 611, T			3245	PK20PR-P8	3403	SK20PR-A8			4702	IK20TT	5304	IK20		0.032
2012	L4-2.0	CETA	OE#: 06H 905 611, T			3245	PK20PR-P8	3403	SK20PR-A8			4702	IK20TT	5304	IK20		0.032
2012	L5-2.5	CEPB	T											5345	IKH22		0.032
2011-2010	L4-2.0	CDMA	T			3245	PK20PR-P8	3403	SK20PR-A8	4504	PK20TT	4702	IK20TT	5304	IK20		0.032
2011	L4-2.0	CETA	T			3245	PK20PR-P8	3403	SK20PR-A8	4504	PK20TT	4702	IK20TT	5304	IK20		0.032
2010-2009	L4-2.0	CCTA	T	3145	K20PR-U	3245	PK20PR-P8	3403	SK20PR-A8	4504	PK20TT	4702	IK20TT	5304	IK20		0.032
2009-2008	V6-3.2	CBRA												5308	IXU22		0.035
2009	L4-2.0	CDMA	T	3145	K20PR-U	3245	PK20PR-P8	3403	SK20PR-A8	4504	PK20TT	4702	IK20TT	5304	IK20		0.032
2006-2004	L4-1.8	BEA	T	3145	K20PR-U	3245	PK20PR-P8	3403	SK20PR-A8	4504	PK20TT	4702	IK20TT	5304	IK20		0.032



YEAR ANNEE AÑO	CYL	ENGINE MOTEUR MOTOR	NOTES/NOTAS	OE Types						Twin-Tip (TT) Technology				High Performance		GAP ECART. BRECHA	
				U-GROOVE (Standard)		DOUBLE PLATINUM		IRIDIUM LONG-LIFE		PLATINUM TT		IRIDIUM TT		IRIDIUM POWER / IRIDIUM RACING			
				STOCK STOCK BOLSA	PLUG BOUGIE BUJIA	STOCK STOCK BOLSA	PLUG BOUGIE BUJIA	STOCK STOCK BOLSA	PLUG BOUGIE BUJIA	STOCK STOCK BOLSA	PLUG BOUGIE BUJIA	STOCK STOCK BOLSA	PLUG BOUGIE BUJIA	STOCK STOCK BOLSA	PLUG BOUGIE BUJIA		
AUDI [continued]																	
TT QUATTRO [continued]																	
2006-2004	V6-3.2	BHE		3178	XU20EPR-U										5308	IXU22	0.035
2003	L4-1.8		T					3403	SK20PR-A8								0.032
2003	L4-1.8	BEA	T	3145	K20PR-U	3245	PK20PR-P8			4504	PK20TT	4702	IK20TT	5304	IK20		0.032
2002-2001	L4-1.8	C	T					3403	SK20PR-A8								0.032
2002-2001	L4-1.8	X	T					3403	SK20PR-A8								0.032
2002-2001	L4-1.8	AWP	T	3145	K20PR-U	3245	PK20PR-P8			4504	PK20TT	4702	IK20TT	5304	IK20		0.032
2002-2001	L4-1.8	AMU	T	3144	K20PR-L11	3142	PK20PR-L11	3443	SK20PR-L11	4504	PK20TT	4702	IK20TT	5304	IK20		0.044
2000	L4-1.8	ATC	T	3144	K20PR-L11	3142	PK20PR-L11	3443	SK20PR-L11	4504	PK20TT	4702	IK20TT	5304	IK20		0.044
V8 QUATTRO																	
1994-1992	V8-4.2	ABH		5032	T20EPR-U					4512	PT20TT	4714	IT20TT	5326	IT20		0.032
1991-1990	V8-3.6	PT		5032	T20EPR-U					4512	PT20TT	4714	IT20TT	5326	IT20		0.032
AVANTI																	
II																	
1985-1981	V8-5.0			5026	T16PR-U11					4509	PTF16TT	4715	ITF16TT	5330	ITF16		0.044
1980-1977	V8-5.7			5026	T16PR-U11					4509	PTF16TT	4715	ITF16TT	5330	ITF16		0.044
1976-1975	V8-6.6			5026	T16PR-U11					4509	PTF16TT	4715	ITF16TT	5330	ITF16		0.044
1974-1973	V8-6.6			5025	T16PR-U					4509	PTF16TT	4715	ITF16TT	5330	ITF16		0.035
1972-1970	V8-5.7			5025	T16PR-U					4509	PTF16TT	4715	ITF16TT	5330	ITF16		0.035
1969-1968	V8-5.4			6008	W14-U												0.027
BENTLEY																	
AZURE																	
2001-1999	V8-6.7		T	3191	K16PR-U	3264	PK16PR11	3395	SK16PR-L11	4503	PK16TT	4701	IK16TT	5303	IK16		0.032
1997-1996	V8-6.7		T	3191	K16PR-U	3264	PK16PR11	3395	SK16PR-L11	4503	PK16TT	4701	IK16TT	5303	IK16		0.032
BROOKLANDS																	
1997	V8-6.7		T	3191	K16PR-U	3264	PK16PR11	3395	SK16PR-L11	4503	PK16TT	4701	IK16TT	5303	IK16		0.032
1996-1993	V8-6.7			3191	K16PR-U	3264	PK16PR11	3395	SK16PR-L11	4503	PK16TT	4701	IK16TT	5303	IK16		0.032
CONTINENTAL																	
2001-1999	V8-6.7		T	3191	K16PR-U	3264	PK16PR11	3395	SK16PR-L11	4503	PK16TT	4701	IK16TT	5303	IK16		0.032
1996-1993	V8-6.7		T	3191	K16PR-U	3264	PK16PR11	3395	SK16PR-L11	4503	PK16TT	4701	IK16TT	5303	IK16		0.032
1995-1993	V8-6.7			3191	K16PR-U	3264	PK16PR11	3395	SK16PR-L11	4503	PK16TT	4701	IK16TT	5303	IK16		0.032
1991-1988	V8-6.7			3191	K16PR-U	3264	PK16PR11	3395	SK16PR-L11	4503	PK16TT	4701	IK16TT	5303	IK16		0.032
1986	V8-6.7			3191	K16PR-U	3264	PK16PR11	3395	SK16PR-L11	4503	PK16TT	4701	IK16TT	5303	IK16		0.032
CORNICHE																	
1984	V8-6.7			3191	K16PR-U	3264	PK16PR11	3395	SK16PR-L11	4503	PK16TT	4701	IK16TT	5303	IK16		0.032
EIGHT																	
1991-1987	V8-6.7			3191	K16PR-U	3264	PK16PR11	3395	SK16PR-L11	4503	PK16TT	4701	IK16TT	5303	IK16		0.032
MULSANNE																	
1992-1988	V8-6.7			3191	K16PR-U	3264	PK16PR11	3395	SK16PR-L11	4503	PK16TT	4701	IK16TT	5303	IK16		0.032



YEAR ANNEE AÑO	CYL	ENGINE MOTEUR MOTOR	NOTES/NOTAS	OE Types						Twin-Tip (TT) Technology				High Performance		GAP ECART. BRECHA
				U-GROOVE (Standard)		DOUBLE PLATINUM		IRIDIUM LONG-LIFE		PLATINUM TT		IRIDIUM TT		IRIDIUM POWER / IRIDIUM RACING		
				STOCK STOCK BOLSA	PLUG BOUGIE BUJIA	STOCK STOCK BOLSA	PLUG BOUGIE BUJIA	STOCK STOCK BOLSA	PLUG BOUGIE BUJIA	STOCK STOCK BOLSA	PLUG BOUGIE BUJIA	STOCK STOCK BOLSA	PLUG BOUGIE BUJIA	STOCK STOCK BOLSA	PLUG BOUGIE BUJIA	
BENTLEY <i>[continued]</i>																
MULSANNE <i>[continued]</i>																
1986-1984	V8-6.7			3191	K16PR-U	3264	PK16PR11	3395	SK16PR-L11	4503	PK16TT	4701	IK16TT	5303	IK16	0.032
TURBO R																
1997-1989	V8-6.7		T	3191	K16PR-U	3264	PK16PR11	3395	SK16PR-L11	4503	PK16TT	4701	IK16TT	5303	IK16	0.032
BERTONE																
X-1/9																
1989-1984	L4-1.5	A		3066	W20EXR-U	3229	P20R8			4502	PW20TT	4709	IW20TT	5306	IW20	0.032
BMW																
2.8 BAVARIA																
1971	L6-2.8			3031	W16EXR-U	3004	P16R			4501	PW16TT	4708	IW16TT	5305	IW16	0.032
3.0CS																
1974-1971	L6-3.0			3031	W16EXR-U	3004	P16R			4501	PW16TT	4708	IW16TT	5305	IW16	0.032
3.0CSI																
1974-1971	L6-3.0			3031	W16EXR-U	3004	P16R			4501	PW16TT	4708	IW16TT	5305	IW16	0.032
3.0CSL																
1971	L6-3.0			3031	W16EXR-U	3004	P16R			4501	PW16TT	4708	IW16TT	5305	IW16	0.032
3.0S																
1974-1971	L6-3.0			3031	W16EXR-U	3004	P16R			4501	PW16TT	4708	IW16TT	5305	IW16	0.032
3.0SI																
1976-1975	L6-3.0			3031	W16EXR-U	3004	P16R			4501	PW16TT	4708	IW16TT	5305	IW16	0.032
1971	L6-3.0			3031	W16EXR-U	3004	P16R			4501	PW16TT	4708	IW16TT	5305	IW16	0.032
128I																
2013	L6-3.0	N51B30A						3421	SK20HR11	4506	PKH20TT	4704	IKH20TT	5344	IKH20	0.044
2013	L6-3.0	N52B30A						3421	SK20HR11	4506	PKH20TT	4704	IKH20TT	5344	IKH20	0.044
2012-2011	L6-3.0	N51B30A						3421	SK20HR11			4704	IKH20TT	5344	IKH20	0.044
2012-2011	L6-3.0	N52B30A						3421	SK20HR11			4704	IKH20TT	5344	IKH20	0.044
2010-2008	L6-3.0	N51B30A		3381	K20HR-U11			3421	SK20HR11	4506	PKH20TT	4704	IKH20TT	5344	IKH20	0.044
2010-2008	L6-3.0	N52B30A		3381	K20HR-U11			3421	SK20HR11	4506	PKH20TT	4704	IKH20TT	5344	IKH20	0.044
135I																
2013	L6-3.0	N55B30A	T						ZXU22HCR8							
2012-2011	L6-3.0	N55B30A	T						ZXU22HCR8							
135IS																
2013	L6-3.0	N55B30A	T						ZXU22HCR8							
228I																
2014	L4-2.0	N20B20A	T					3457	FXE24HR11							0.044
318I																
1998-1996	L4-1.9	M44		5063	K20TXR					4504	PK20TT	4702	IK20TT	5304	IK20	0.040
1995-1991	L4-1.8	M42		5063	K20TXR					4504	PK20TT	4702	IK20TT	5304	IK20	0.040



YEAR ANEE AÑO	CYL	ENGINE MOTEUR MOTOR	NOTES/NOTAS	OE Types						Twin-Tip (TT) Technology				High Performance		GAP ECART. BRECHA	
				U-GROOVE (Standard)		DOUBLE PLATINUM		IRIDIUM LONG-LIFE		PLATINUM TT		IRIDIUM TT		IRIDIUM POWER / IRIDIUM RACING			
				STOCK STOCK BOLSA	PLUG BOUGIE BUJIA	STOCK STOCK BOLSA	PLUG BOUGIE BUJIA	STOCK STOCK BOLSA	PLUG BOUGIE BUJIA	STOCK STOCK BOLSA	PLUG BOUGIE BUJIA	STOCK STOCK BOLSA	PLUG BOUGIE BUJIA	STOCK STOCK BOLSA	PLUG BOUGIE BUJIA		
BMW [continued]																	
318I [continued]																	
1985-1984	L4-1.8	M10		3031	W16EXR-U	3004	P16R				4501	PW16TT	4708	IW16TT	5305	IW16	0.032
318IS																	
1997-1996	L4-1.9	M44		5063	K20TXR						4504	PK20TT	4702	IK20TT	5304	IK20	0.040
1995-1991	L4-1.8	M42		5063	K20TXR						4504	PK20TT	4702	IK20TT	5304	IK20	0.040
318TI																	
1999-1996	L4-1.9	M44		5063	K20TXR						4504	PK20TT	4702	IK20TT	5304	IK20	0.040
1995	L4-1.8	M42		5063	K20TXR						4504	PK20TT	4702	IK20TT	5304	IK20	0.040
320I																	
2013	L4-2.0	N20B20A	T					3457	FXE24HR11								0.044
1983-1980	L4-1.8	M10		3031	W16EXR-U	3004	P16R				4501	PW16TT	4708	IW16TT	5305	IW16	0.032
1979-1977	L4-2.0	M10		3031	W16EXR-U	3004	P16R				4501	PW16TT	4708	IW16TT	5305	IW16	0.032
320I XDRIVE																	
2013	L4-2.0	N20B20A	T					3457	FXE24HR11								0.044
323CI																	
2000	L6-2.5	M52		5063	K20TXR						4504	PK20TT	4702	IK20TT	5304	IK20	0.040
323I																	
2000-1998	L6-2.5	M52		5063	K20TXR						4504	PK20TT	4702	IK20TT	5304	IK20	0.040
323IS																	
1999-1998	L6-2.5	M52		5063	K20TXR						4504	PK20TT	4702	IK20TT	5304	IK20	0.040
325																	
1988-1986	L6-2.7	M20		3031	W16EXR-U								4708	IW16TT	5305	IW16	0.032
325CI																	
2006-2001	L6-2.5	M54		5063	K20TXR						4504	PK20TT	4702	IK20TT	5304	IK20	0.040
2005-2004	L6-2.5	M56		5063	K20TXR						4504	PK20TT	4702	IK20TT	5304	IK20	0.040
2003	L6-2.5	M56		5063	K20TXR						4504	PK20TT	4702	IK20TT	5304	IK20	0.040
325E																	
1987-1985	L6-2.7	M20		3031	W16EXR-U								4708	IW16TT	5305	IW16	0.032
1984	L6-2.7	M20		3031	W16EXR-U	3004	P16R				4501	PW16TT	4708	IW16TT	5305	IW16	0.032
325ES																	
1987	L6-2.7	M20		3031	W16EXR-U	3004	P16R				4501	PW16TT	4708	IW16TT	5305	IW16	0.032
1986	L6-2.7	M20		3031	W16EXR-U								4708	IW16TT	5305	IW16	0.032
325I																	
2006	L6-3.0	N52		3381	K20HR-U11			3421	SK20HR11		4506	PKH20TT	4704	IKH20TT	5344	IKH20	0.044
2005-2003	L6-2.5	M56		5063	K20TXR						4504	PK20TT	4702	IK20TT	5304	IK20	0.040
2005-2001	L6-2.5	M54		5063	K20TXR						4504	PK20TT	4702	IK20TT	5304	IK20	0.040
1995-1993	L6-2.5	M50TU		5063	K20TXR						4504	PK20TT	4702	IK20TT	5304	IK20	0.040
1993-1992	L6-2.5	M20		5063	K20TXR						4504	PK20TT	4702	IK20TT	5304	IK20	0.040
1992	L6-2.5	M50		5063	K20TXR						4504	PK20TT	4702	IK20TT	5304	IK20	0.040
1991-1987	L6-2.5	M20		3031	W16EXR-U	3004	P16R						4708	IW16TT	5305	IW16	0.032



YEAR ANNEE AÑO	CYL	ENGINE MOTEUR MOTOR	NOTES/NOTAS	OE Types						Twin-Tip (TT) Technology				High Performance		GAP ECART. BRECHA	
				U-GROOVE (Standard)		DOUBLE PLATINUM		IRIDIUM LONG-LIFE		PLATINUM TT		IRIDIUM TT		IRIDIUM POWER / IRIDIUM RACING			
				STOCK STOCK BOLSA	PLUG BOUGIE BUJIA	STOCK STOCK BOLSA	PLUG BOUGIE BUJIA	STOCK STOCK BOLSA	PLUG BOUGIE BUJIA	STOCK STOCK BOLSA	PLUG BOUGIE BUJIA	STOCK STOCK BOLSA	PLUG BOUGIE BUJIA	STOCK STOCK BOLSA	PLUG BOUGIE BUJIA		
BMW [continued]																	
325IS																	
1995-1993	L6-2.5	M50TU		5063	K20TXR					4504	PK20TT	4702	IK20TT	5304	IK20	0.040	
1992	L6-2.5	M50		5063	K20TXR					4504	PK20TT	4702	IK20TT	5304	IK20	0.040	
1991-1987	L6-2.5	M20		3031	W16EXR-U	3004	P16R					4708	IW16TT	5305	IW16	0.032	
325IX																	
1991-1988	L6-2.5	M20		3031	W16EXR-U	3004	P16R					4708	IW16TT	5305	IW16	0.032	
325XI																	
2006	L6-3.0	N52		3381	K20HR-U11				3421	SK20HR11	4506	PKH20TT	4704	IKH20TT	5344	IKH20	0.044
2005-2001	L6-2.5	M54		5063	K20TXR					4504	PK20TT	4702	IK20TT	5304	IK20	0.040	
328CI																	
2000	L6-2.8	M52		5063	K20TXR					4504	PK20TT	4702	IK20TT	5304	IK20	0.040	
328I																	
2013	L4-2.0	N20B20A	T						3457	FXE24HR11						0.044	
2013	L4-2.0	N26B20A	T						3457	FXE24HR11						0.044	
2013	L6-3.0	N51B30A							3421	SK20HR11	4506	PKH20TT	4704	IKH20TT	5344	IKH20	0.044
2013	L6-3.0	N52							3421	SK20HR11	4506	PKH20TT	4704	IKH20TT	5344	IKH20	0.044
2012-2011	L6-3.0	N52							3421	SK20HR11			4704	IKH20TT	5344	IKH20	0.044
2012	L4-2.0	N20B20A	T						3457	FXE24HR11						0.044	
2012	L6-3.0	N51B30A							3421	SK20HR11			4704	IKH20TT	5344	IKH20	0.044
2010-2007	L6-3.0	N51B30A		3381	K20HR-U11				3421	SK20HR11	4506	PKH20TT	4704	IKH20TT	5344	IKH20	0.044
2010-2007	L6-3.0	N52		3381	K20HR-U11				3421	SK20HR11	4506	PKH20TT	4704	IKH20TT	5344	IKH20	0.044
2000-1996	L6-2.8	M52		5063	K20TXR					4504	PK20TT	4702	IK20TT	5304	IK20	0.040	
328I GT XDRIVE																	
2014	L4-2.0	N20B20A	T						3457	FXE24HR11						0.044	
328IS																	
1999-1996	L6-2.8	M52		5063	K20TXR					4504	PK20TT	4702	IK20TT	5304	IK20	0.040	
328I XDRIVE																	
2014-2013	L4-2.0	N20B20A	T						3457	FXE24HR11						0.044	
2013	L4-2.0	N26B20A	T						3457	FXE24HR11						0.044	
2013	L6-3.0	N51B30A							3421	SK20HR11	4506	PKH20TT	4704	IKH20TT	5344	IKH20	0.044
2013	L6-3.0	N52							3421	SK20HR11	4506	PKH20TT	4704	IKH20TT	5344	IKH20	0.044
2012-2011	L6-3.0	N52							3421	SK20HR11			4704	IKH20TT	5344	IKH20	0.044
2012	L6-3.0	N51B30A							3421	SK20HR11			4704	IKH20TT	5344	IKH20	0.044
2010	L6-3.0	N51B30A		3381	K20HR-U11				3421	SK20HR11	4506	PKH20TT	4704	IKH20TT	5344	IKH20	0.044
2010	L6-3.0	N52		3381	K20HR-U11				3421	SK20HR11	4506	PKH20TT	4704	IKH20TT	5344	IKH20	0.044
2009	L6-3.0	N51B30A		3381	K20HR-U11				3421	SK20HR11	4506	PKH20TT				0.044	
2009	L6-3.0	N52		3381	K20HR-U11				3421	SK20HR11	4506	PKH20TT				0.044	
328XI																	
2008-2007	L6-3.0	N51B30A		3381	K20HR-U11				3421	SK20HR11	4506	PKH20TT	4704	IKH20TT	5344	IKH20	0.044
2008-2007	L6-3.0	N52		3381	K20HR-U11				3421	SK20HR11	4506	PKH20TT	4704	IKH20TT	5344	IKH20	0.044



YEAR ANNEE AÑO	CYL	ENGINE MOTEUR MOTOR	NOTES/NOTAS	OE Types						Twin-Tip (TT) Technology				High Performance		GAP ECART. BRECHA
				U-GROOVE (Standard)		DOUBLE PLATINUM		IRIDIUM LONG-LIFE		PLATINUM TT		IRIDIUM TT		IRIDIUM POWER / IRIDIUM RACING		
				STOCK STOCK BOLSA	PLUG BOUGIE BUJIA	STOCK STOCK BOLSA	PLUG BOUGIE BUJIA	STOCK STOCK BOLSA	PLUG BOUGIE BUJIA	STOCK STOCK BOLSA	PLUG BOUGIE BUJIA	STOCK STOCK BOLSA	PLUG BOUGIE BUJIA	STOCK STOCK BOLSA	PLUG BOUGIE BUJIA	
BMW [continued]																
330CI																
2006-2001	L6-3.0	M54		5063	K20TXR					4504	PK20TT	4702	IK20TT	5304	IK20	0.040
330I																
2006	L6-3.0	N52		3381	K20HR-U11			3421	SK20HR11	4506	PKH20TT	4704	IKH20TT	5344	IKH20	0.044
2005-2001	L6-3.0	M54		5063	K20TXR					4504	PK20TT	4702	IK20TT	5304	IK20	0.040
330XI																
2006	L6-3.0	N52		3381	K20HR-U11			3421	SK20HR11	4506	PKH20TT	4704	IKH20TT	5344	IKH20	0.044
2005-2001	L6-3.0	M54		5063	K20TXR					4504	PK20TT	4702	IK20TT	5304	IK20	0.040
335I																
2014-2013	L6-3.0	N55B30A	T						ZXU22HCR8							
2012-2011	L6-3.0	N55B30A	T						ZXU22HCR8							
335I GT XDRIVE																
2014	L6-3.0	N55B30A	T						ZXU22HCR8							
335I XDRIVE																
2014-2013	L6-3.0	N55B30A	T						ZXU22HCR8							
2012-2011	L6-3.0	N55B30A	T						ZXU22HCR8							
428I																
2014	L4-2.0	N20B20A	T					3457	FXE24HR11							0.044
428I XDRIVE																
2014	L4-2.0	N20B20A	T					3457	FXE24HR11							0.044
435I																
2014	L6-3.0	N55B30A	T						ZXU22HCR8							
435I XDRIVE																
2014	L6-3.0	N55B30A	T						ZXU22HCR8							
525I																
2007-2006	L6-3.0	N52		3381	K20HR-U11			3421	SK20HR11	4506	PKH20TT	4704	IKH20TT	5344	IKH20	0.044
2005-2001	L6-2.5	M54		5063	K20TXR					4504	PK20TT	4702	IK20TT	5304	IK20	0.040
1995-1991	L6-2.5	M50		5063	K20TXR					4504	PK20TT	4702	IK20TT	5304	IK20	0.040
1990-1989	L6-2.5	M20		3031	W16EXR-U	3004	P16R					4708	IW16TT	5305	IW16	0.032
525XI																
2007-2006	L6-3.0	N52		3381	K20HR-U11			3421	SK20HR11	4506	PKH20TT	4704	IKH20TT	5344	IKH20	0.044
528E																
1988-1987	L6-2.7	M20		3031	W16EXR-U	3004	P16R			4501	PW16TT	4708	IW16TT	5305	IW16	0.032
1986-1985	L6-2.7	M20		3031	W16EXR-U							4708	IW16TT	5305	IW16	0.032
1984-1982	L6-2.7	M20		3031	W16EXR-U	3004	P16R			4501	PW16TT	4708	IW16TT	5305	IW16	0.032
528I																
2013	L4-2.0	N20B20A	T					3457	FXE24HR11							0.044
2012	L4-2.0	N20B20A	T					3457	FXE24HR11							0.044
2011	L6-3.0	N52B30A						3421	SK20HR11			4704	IKH20TT	5344	IKH20	0.044



YEAR ANNEE AÑO	CYL	ENGINE MOTEUR MOTOR	NOTES/NOTAS	OE Types						Twin-Tip (TT) Technology				High Performance		GAP ECART. BRECHA
				U-GROOVE (Standard)		DOUBLE PLATINUM		IRIDIUM LONG-LIFE		PLATINUM TT		IRIDIUM TT		IRIDIUM POWER / IRIDIUM RACING		
				STOCK STOCK BOLSA	PLUG BOUGIE BUJIA	STOCK STOCK BOLSA	PLUG BOUGIE BUJIA	STOCK STOCK BOLSA	PLUG BOUGIE BUJIA	STOCK STOCK BOLSA	PLUG BOUGIE BUJIA	STOCK STOCK BOLSA	PLUG BOUGIE BUJIA	STOCK STOCK BOLSA	PLUG BOUGIE BUJIA	
BMW [continued]																
528i [continued]																
2010-2008	L6-3.0	N52B30A		3381	K20HR-U11			3421	SK20HR11	4506	PKH20TT	4704	IKH20TT	5344	IKH20	0.044
2000-1999	L6-2.8	M52TU		5063	K20TXR					4504	PK20TT	4702	IK20TT	5304	IK20	0.040
1998-1997	L6-2.8	M52		5063	K20TXR					4504	PK20TT	4702	IK20TT	5304	IK20	0.040
1981-1979	L6-2.8	M30		3031	W16EXR-U	3004	P16R			4501	PW16TT	4708	IW16TT	5305	IW16	0.032
528i XDRIVE																
2013	L4-2.0	N20B20A	T					3457	FXE24HR11							0.044
2012	L4-2.0	N20B20A	T					3457	FXE24HR11							0.044
2010-2009	L6-3.0	N52B30A		3381	K20HR-U11			3421	SK20HR11	4506	PKH20TT	4704	IKH20TT	5344	IKH20	0.044
528XI																
2008	L6-3.0	N52B30A		3381	K20HR-U11			3421	SK20HR11	4506	PKH20TT	4704	IKH20TT	5344	IKH20	0.044
530i																
2007-2006	L6-3.0	N52		3381	K20HR-U11			3421	SK20HR11	4506	PKH20TT	4704	IKH20TT	5344	IKH20	0.044
2005-2001	L6-3.0	M54		5063	K20TXR					4504	PK20TT	4702	IK20TT	5304	IK20	0.040
1995-1994	V8-3.0	M60		5063	K20TXR					4504	PK20TT	4702	IK20TT	5304	IK20	0.040
1978-1975	L6-3.0	M30		3031	W16EXR-U	3004	P16R			4501	PW16TT	4708	IW16TT	5305	IW16	0.032
530XI																
2007-2006	L6-3.0	N52		3381	K20HR-U11			3421	SK20HR11	4506	PKH20TT	4704	IKH20TT	5344	IKH20	0.044
533i																
1984-1983	L6-3.2	M30		3031	W16EXR-U	3004	P16R			4501	PW16TT	4708	IW16TT	5305	IW16	0.032
535i																
2014-2013	L6-3.0	N55B30A	T						ZXU22HCR8							
2012-2011	L6-3.0	N55B30A	T						ZXU22HCR8							
1993-1989	L6-3.5	M30		3031	W16EXR-U	3004	P16R			4501	PW16TT	4708	IW16TT	5305	IW16	0.032
1988-1985	L6-3.5	M30		3031	W16EXR-U							4708	IW16TT	5305	IW16	0.032
535i GT																
2014-2013	L6-3.0	N55B30A	T						ZXU22HCR8							
2012-2010	L6-3.0	N55B30A	T						ZXU22HCR8							
535i GT XDRIVE																
2014-2013	L6-3.0	N55B30A	T						ZXU22HCR8							
2012-2011	L6-3.0	N55B30A	T						ZXU22HCR8							
535IS																
1988	L6-3.5	M30		3031	W16EXR-U							4708	IW16TT	5305	IW16	0.032
535i XDRIVE																
2014-2013	L6-3.0	N55B30A	T						ZXU22HCR8							
2012-2011	L6-3.0	N55B30A	T						ZXU22HCR8							
540i																
2003-1997	V8-4.4	M62		5063	K20TXR					4504	PK20TT	4702	IK20TT	5304	IK20	0.040
1995-1994	V8-4.0	M60		5063	K20TXR					4504	PK20TT	4702	IK20TT	5304	IK20	0.040



YEAR ANNEE AÑO	CYL	ENGINE MOTEUR MOTOR	NOTES/NOTAS	OE Types						Twin-Tip (TT) Technology				High Performance		GAP ECART. BRECHA	
				U-GROOVE (Standard)		DOUBLE PLATINUM		IRIDIUM LONG-LIFE		PLATINUM TT		IRIDIUM TT		IRIDIUM POWER / IRIDIUM RACING			
				STOCK STOCK BOLSA	PLUG BOUGIE BUJIA	STOCK STOCK BOLSA	PLUG BOUGIE BUJIA	STOCK STOCK BOLSA	PLUG BOUGIE BUJIA	STOCK STOCK BOLSA	PLUG BOUGIE BUJIA	STOCK STOCK BOLSA	PLUG BOUGIE BUJIA	STOCK STOCK BOLSA	PLUG BOUGIE BUJIA		
BMW [continued]																	
545I																	
2005-2004	V8-4.4	N62		5063	K20TXR						4504	PK20TT	4702	IK20TT	5304	IK20	0.040
550I																	
2014-2013	V8-4.4	N63B44B	T														
2014	V8-4.4	N63B44B	T					3457	FXE24HR11								0.044
2012-2011	V8-4.4	N63B44A	T						ZXU22HCR8								
2010-2006	V8-4.8	N62B48B		3169	KJ20CR-L11	3247	PKJ20CR-L11	3371	SKJ20CR-A8	4504	PK20TT	4702	IK20TT	5358	IK20L		0.032
550I GT																	
2014-2013	V8-4.4	N63B44B	T						ZXU22HCR8								
2014	V8-4.4	N63B44B	T					3457	FXE24HR11								0.044
2012-2010	V8-4.4	N63B44A	T						ZXU22HCR8								
550I GT XDRIVE																	
2014-2013	V8-4.4	N63B44B	T						ZXU22HCR8								
2014	V8-4.4	N63B44B	T					3457	FXE24HR11								0.044
2012-2010	V8-4.4	N63B44A	T						ZXU22HCR8								
550I XDRIVE																	
2014-2013	V8-4.4	N63B44B	T						ZXU22HCR8								
2014	V8-4.4	N63B44B	T					3457	FXE24HR11								0.044
2012-2011	V8-4.4	N63B44A	T						ZXU22HCR8								
630CSI																	
1977	L6-3.0	M30		3031	W16EXR-U	3004	P16R				4501	PW16TT	4708	IW16TT	5305	IW16	0.032
633CSI																	
1984-1978	L6-3.2	M30		3031	W16EXR-U	3004	P16R				4501	PW16TT	4708	IW16TT	5305	IW16	0.032
635CSI																	
1989-1987	L6-3.5	M30		3031	W16EXR-U	3004	P16R				4501	PW16TT	4708	IW16TT	5305	IW16	0.032
1986-1985	L6-3.5	M30		3031	W16EXR-U								4708	IW16TT	5305	IW16	0.032
640I																	
2014-2013	L6-3.0	N55B30A	T						ZXU22HCR8								
2012	L6-3.0	N55B30A	T						ZXU22HCR8								
640I GRAN COUPE																	
2014-2013	L6-3.0	N55B30A	T						ZXU22HCR8								
640I XDRIVE																	
2014	L6-3.0	N55B30A	T						ZXU22HCR8								
640I XDRIVE GRAN COUPE																	
2014	L6-3.0	N55B30A	T						ZXU22HCR8								
645CI																	
2005-2004	V8-4.4	N62		5063	K20TXR						4504	PK20TT	4702	IK20TT	5304	IK20	0.040
650I																	
2014-2013	V8-4.4	N63B44B	T						ZXU22HCR8								



YEAR ANNEE AÑO	CYL	ENGINE MOTEUR MOTOR	NOTES/NOTAS	OE Types						Twin-Tip (TT) Technology				High Performance		GAP ECART. BRECHA
				U-GROOVE (Standard)		DOUBLE PLATINUM		IRIDIUM LONG-LIFE		PLATINUM TT		IRIDIUM TT		IRIDIUM POWER / IRIDIUM RACING		
				STOCK STOCK BOLSA	PLUG BOUGIE BUJIA	STOCK STOCK BOLSA	PLUG BOUGIE BUJIA	STOCK STOCK BOLSA	PLUG BOUGIE BUJIA	STOCK STOCK BOLSA	PLUG BOUGIE BUJIA	STOCK STOCK BOLSA	PLUG BOUGIE BUJIA	STOCK STOCK BOLSA	PLUG BOUGIE BUJIA	
BMW [continued]																
650I [continued]																
2012	V8-4.4	N63B44A	T							ZXU22HCR8						
2010-2006	V8-4.8	N62B48B		3169	KJ20CR-L11	3247	PKJ20CR-L11	3371	SKJ20CR-A8	4504	PK20TT	4702	IK20TT	5358	IK20L	0.032
650I GRAN COUPE																
2014-2013	V8-4.4	N63B44B	T						ZXU22HCR8							
650I XDRIVE																
2014-2013	V8-4.4	N63B44B	T						ZXU22HCR8							
2012	V8-4.4	N63B44A	T						ZXU22HCR8							
650I XDRIVE GRAN COUPE																
2014-2013	V8-4.4	N63B44B	T						ZXU22HCR8							
733I																
1984-1978	L6-3.2	M30		3031	W16EXR-U	3004	P16R			4501	PW16TT	4708	IW16TT	5305	IW16	0.032
735I																
1992-1987	L6-3.5	M30		3031	W16EXR-U	3004	P16R			4501	PW16TT	4708	IW16TT	5305	IW16	0.032
1986-1985	L6-3.5	M30		3031	W16EXR-U							4708	IW16TT	5305	IW16	0.032
735IL																
1992-1988	L6-3.5	M30		3031	W16EXR-U	3004	P16R			4501	PW16TT	4708	IW16TT	5305	IW16	0.032
740I																
2014-2013	L6-3.0	N55B30A	T						ZXU22HCR8							
2001-1997	V8-4.4	M62		5063	K20TXR					4504	PK20TT	4702	IK20TT	5304	IK20	0.040
1995-1993	V8-4.0	M60		5063	K20TXR					4504	PK20TT	4702	IK20TT	5304	IK20	0.040
740IL																
2001-1996	V8-4.4	M62		5063	K20TXR					4504	PK20TT	4702	IK20TT	5304	IK20	0.040
1995-1993	V8-4.0	M60		5063	K20TXR					4504	PK20TT	4702	IK20TT	5304	IK20	0.040
740LI																
2014-2013	L6-3.0	N55B30A	T						ZXU22HCR8							
740LI XDRIVE																
2014-2013	L6-3.0	N55B30A	T						ZXU22HCR8							
745I																
2005-2002	V8-4.4	N62		5063	K20TXR					4504	PK20TT	4702	IK20TT	5304	IK20	0.040
745LI																
2005-2002	V8-4.4	N62		5063	K20TXR					4504	PK20TT	4702	IK20TT	5304	IK20	0.040
750I																
2014-2013	V8-4.4	N63B44B	T						ZXU22HCR8							
2012-2009	V8-4.4	N63B44A	T						ZXU22HCR8							
2008	V8-4.8	N62B48						3371	SKJ20CR-A8	4504	PK20TT	4702	IK20TT	5358	IK20L	0.032
2007-2006	V8-4.8	N62B48		3169	KJ20CR-L11	3247	PKJ20CR-L11	3371	SKJ20CR-A8	4504	PK20TT	4702	IK20TT	5358	IK20L	0.032
750IL																
2001-2000	V12-5.4	M73N		5063	K20TXR					4504	PK20TT	4702	IK20TT	5304	IK20	0.040
1999	V12-5.4	M73N		5063	K20TXR					4504	PK20TT	4702	IK20TT	5304	IK20	0.040



YEAR ANNEE AÑO	CYL	ENGINE MOTEUR MOTOR	NOTES/NOTAS	OE Types						Twin-Tip (TT) Technology				High Performance		GAP ECART. BRECHA
				U-GROOVE (Standard)		DOUBLE PLATINUM		IRIDIUM LONG-LIFE		PLATINUM TT		IRIDIUM TT		IRIDIUM POWER / IRIDIUM RACING		
				STOCK STOCK BOLSA	PLUG BOUGIE BUJIA	STOCK STOCK BOLSA	PLUG BOUGIE BUJIA	STOCK STOCK BOLSA	PLUG BOUGIE BUJIA	STOCK STOCK BOLSA	PLUG BOUGIE BUJIA	STOCK STOCK BOLSA	PLUG BOUGIE BUJIA	STOCK STOCK BOLSA	PLUG BOUGIE BUJIA	
BMW [continued]																
750IL [continued]																
1998-1995	V12-5.4	M73				3175	PKJ16CR8	3370	SKJ16CR-A8	4503	PK16TT	4701	IK16TT	5357	IK16L	0.032
1998	V12-5.4	M73N				3175	PKJ16CR8	3370	SKJ16CR-A8	4503	PK16TT	4701	IK16TT	5357	IK16L	0.032
1994-1988	V12-5.0	M70		3137	Q16PR-U	3005	PQ16R			4507	PQ16TT	4706	IQ16TT	5301	IQ16	0.032
750I XDRIVE																
2014-2013	V8-4.4	N63B44B	T						ZXU22HCR8							
2012-2010	V8-4.4	N63B44A	T						ZXU22HCR8							
750LI																
2014-2013	V8-4.4	N63B44B	T						ZXU22HCR8							
2012-2009	V8-4.4	N63B44A	T						ZXU22HCR8							
2008	V8-4.8	N62B48						3371	SKJ20CR-A8	4504	PK20TT	4702	IK20TT	5358	IK20L	0.032
2007-2006	V8-4.8	N62B48		3169	KJ20CR-L11	3247	PKJ20CR-L11	3371	SKJ20CR-A8	4504	PK20TT	4702	IK20TT	5358	IK20L	0.032
750LI XDRIVE																
2014-2013	V8-4.4	N63B44B	T						ZXU22HCR8							
2012-2010	V8-4.4	N63B44A	T						ZXU22HCR8							
760I																
2006-2004	V12-6.0	N73		5063	K20TXR					4504	PK20TT	4702	IK20TT	5304	IK20	0.040
760LI																
2014-2013	V12-6.0	N74B60A	T						ZXU22HCR8							
2012-2010	V12-6.0	N74B60A	T						ZXU22HCR8							
2008-2003	V12-6.0	N73		5063	K20TXR					4504	PK20TT	4702	IK20TT	5304	IK20	0.040
840CI																
1997-1996	V8-4.4	M62		5063	K20TXR					4504	PK20TT	4702	IK20TT	5304	IK20	0.040
1995-1994	V8-4.0	M60		5063	K20TXR					4504	PK20TT	4702	IK20TT	5304	IK20	0.040
850CI																
1997-1995	V12-5.4	M73				3175	PKJ16CR8	3370	SKJ16CR-A8	4503	PK16TT	4701	IK16TT	5357	IK16L	0.032
1994-1993	V12-5.0	M70		3137	Q16PR-U	3005	PQ16R			4507	PQ16TT	4706	IQ16TT	5301	IQ16	0.032
850CSI																
1995-1994	V12-5.6	S70		3137	Q16PR-U	3005	PQ16R			4507	PQ16TT	4706	IQ16TT	5301	IQ16	0.032
850I																
1992-1991	V12-5.0	M70		3137	Q16PR-U	3005	PQ16R			4507	PQ16TT	4706	IQ16TT	5301	IQ16	0.032
1600																
1971-1967	L4-1.6			3066	W20EXR-U	3229	P20R8			4502	PW20TT	4709	IW20TT	5306	IW20	0.032
1600TI																
1968	L4-1.6			3066	W20EXR-U	3229	P20R8			4502	PW20TT	4709	IW20TT	5306	IW20	0.032
1800																
1971-1966	L4-1.8			3066	W20EXR-U	3229	P20R8			4502	PW20TT	4709	IW20TT	5306	IW20	0.032
1802																
1971	L4-1.8			3066	W20EXR-U	3229	P20R8			4502	PW20TT	4709	IW20TT	5306	IW20	0.032



YEAR ANNEE AÑO	CYL	ENGINE MOTEUR MOTOR	NOTES/NOTAS	OE Types						Twin-Tip (TT) Technology				High Performance		GAP ECART. BRECHA
				U-GROOVE (Standard)		DOUBLE PLATINUM		IRIDIUM LONG-LIFE		PLATINUM TT		IRIDIUM TT		IRIDIUM POWER / IRIDIUM RACING		
				STOCK STOCK BOLSA	PLUG BOUGIE BUJIA	STOCK STOCK BOLSA	PLUG BOUGIE BUJIA	STOCK STOCK BOLSA	PLUG BOUGIE BUJIA	STOCK STOCK BOLSA	PLUG BOUGIE BUJIA	STOCK STOCK BOLSA	PLUG BOUGIE BUJIA	STOCK STOCK BOLSA	PLUG BOUGIE BUJIA	
BMW [continued]																
2000																
1972-1966	L4-2.0			3066	W20EXR-U	3229	P20R8			4502	PW20TT	4709	IW20TT	5306	IW20	0.032
2000C																
1969-1968	L4-2.0			3066	W20EXR-U	3229	P20R8			4502	PW20TT	4709	IW20TT	5306	IW20	0.032
2000CS																
1969-1968	L4-2.0			3066	W20EXR-U	3229	P20R8			4502	PW20TT	4709	IW20TT	5306	IW20	0.032
2000TI																
1971-1968	L4-2.0			3066	W20EXR-U	3229	P20R8			4502	PW20TT	4709	IW20TT	5306	IW20	0.032
2000TII																
1972-1968	L4-2.0			3066	W20EXR-U	3229	P20R8			4502	PW20TT	4709	IW20TT	5306	IW20	0.032
2002																
1976-1975	L4-2.0			3031	W16EXR-U	3004	P16R			4501	PW16TT	4708	IW16TT	5305	IW16	0.032
1974-1973	L4-2.0		T	3066	W20EXR-U	3229	P20R8			4502	PW20TT	4709	IW20TT	5306	IW20	0.032
1974-1966	L4-2.0			3066	W20EXR-U	3229	P20R8			4502	PW20TT	4709	IW20TT	5306	IW20	0.032
2002TI																
1971-1968	L4-2.0			3066	W20EXR-U	3229	P20R8			4502	PW20TT	4709	IW20TT	5306	IW20	0.032
2002TII																
1974-1971	L4-2.0			3066	W20EXR-U	3229	P20R8			4502	PW20TT	4709	IW20TT	5306	IW20	0.032
2500																
1971-1968	L6-2.5			3031	W16EXR-U	3004	P16R			4501	PW16TT	4708	IW16TT	5305	IW16	0.032
2800																
1974-1968	L6-2.8			3031	W16EXR-U	3004	P16R			4501	PW16TT	4708	IW16TT	5305	IW16	0.032
2800CS																
1971-1968	L6-2.8			3031	W16EXR-U	3004	P16R			4501	PW16TT	4708	IW16TT	5305	IW16	0.032
ACTIVEHYBRID 3																
2014-2013	L6-3.0	N55B30A	T							ZXU22HCR8						
ACTIVEHYBRID 5																
2014-2013	L6-3.0	N55B30A	T							ZXU22HCR8						
2012	L6-3.0	N55B30A	T							ZXU22HCR8						
ACTIVEHYBRID 7																
2014-2013	L6-3.0	N55B30A	T							ZXU22HCR8						
ALPINA B7																
2014-2013	V8-4.4	N63M20A	T					3457	FXE24HR11							0.044
2014-2013	V8-4.4	N63M20A	T						ZXU22HCR8							
2008-2007	V8-4.4	N62B44	S	3165	K22PR-U	3273	PK22PR8							5310	IK22	0.032
ALPINA B7L																
2014-2013	V8-4.4	N63M20A	T					3457	FXE24HR11							0.044
2014-2013	V8-4.4	N63M20A	T						ZXU22HCR8							



YEAR ANNEE AÑO	CYL	ENGINE MOTEUR MOTOR	NOTES/NOTAS	OE Types						Twin-Tip (TT) Technology				High Performance		GAP ECART. BRECHA		
				U-GROOVE (Standard)		DOUBLE PLATINUM		IRIDIUM LONG-LIFE		PLATINUM TT		IRIDIUM TT		IRIDIUM POWER / IRIDIUM RACING				
				STOCK STOCK BOLSA	PLUG BOUGIE BUJIA	STOCK STOCK BOLSA	PLUG BOUGIE BUJIA	STOCK STOCK BOLSA	PLUG BOUGIE BUJIA	STOCK STOCK BOLSA	PLUG BOUGIE BUJIA	STOCK STOCK BOLSA	PLUG BOUGIE BUJIA	STOCK STOCK BOLSA	PLUG BOUGIE BUJIA			
BMW [continued]																		
ALPINA B7L XDRIVE																		
2014-2013	V8-4.4	N63M20A	T							3457	FXE24HR11						0.044	
2014-2013	V8-4.4	N63M20A	T								ZXU22HCR8							
ALPINA B7 XDRIVE																		
2014-2013	V8-4.4	N63M20A	T							3457	FXE24HR11						0.044	
2014-2013	V8-4.4	N63M20A	T								ZXU22HCR8							
BAVARIA																		
1974-1972	L6-3.0			3031	W16EXR-U	3004	P16R					4501	PW16TT	4708	IW16TT	5305	IW16	0.032
L6																		
1987	L6-3.5	M30		3256	J16CR-U													0.032
L7																		
1987	L6-3.5	M30		3031	W16EXR-U	3004	P16R					4501	PW16TT	4708	IW16TT	5305	IW16	0.032
1986	L6-3.5	M30		3031	W16EXR-U								4708	IW16TT	5305	IW16	0.032	
M3																		
2006-2001	L6-3.2	S54														5309	IXU24	0.035
1999-1996	L6-3.2	S52		5063	K20TXR							4504	PK20TT	4702	IK20TT	5304	IK20	0.040
1995	L6-3.0	S50		5063	K20TXR							4504	PK20TT	4702	IK20TT	5304	IK20	0.040
1991-1988	L4-2.3	S14		4085	X22EP-U9											5375	IX22B	0.035
M5																		
2014-2013	V8-4.4	S63B44B	T								ZXU22HCR8							
2003-2000	V8-5.0	S62		5063	K20TXR							4504	PK20TT	4702	IK20TT	5304	IK20	0.040
1993-1991	L6-3.6	S38		3178	XU20EPR-U											5308	IXU22	0.035
1988	L6-3.5	S38		4085	X22EP-U9											5375	IX22B	0.035
M6																		
2014-2013	V8-4.4	S63B44B	T								ZXU22HCR8							
2012	V8-4.4	S63B44B	T								ZXU22HCR8							
1988-1987	L6-3.5	S38		4085	X22EP-U9											5375	IX22B	0.035
M6 GRAN COUPE																		
2014	V8-4.4	S63B44B	T								ZXU22HCR8							
M235I																		
2014	L6-3.0	N55B30A	T								ZXU22HCR8							
X1																		
2014-2013	L4-2.0	N20B20A	T							3457	FXE24HR11							0.044
2014-2013	L6-3.0	N55B30A	T								ZXU22HCR8							
X3																		
2014-2013	L4-2.0	N20B20A	T							3457	FXE24HR11							0.044
2014-2013	L6-3.0	N55B30A	T								ZXU22HCR8							
2012-2011	L6-3.0	N55B30A	T								ZXU22HCR8							
2012	L6-3.0	N52B30A								3421	SK20HR11		4704	IKH20TT	5344	IKH20	0.044	
2011	L6-3.0	N52B30A								3421	SK20HR11	4506	PKH20TT	4704	IKH20TT	5344	IKH20	0.044



YEAR ANNEE AÑO	CYL	ENGINE MOTEUR MOTOR	NOTES/NOTAS	OE Types						Twin-Tip (TT) Technology				High Performance		GAP ECART. BRECHA
				U-GROOVE (Standard)		DOUBLE PLATINUM		IRIDIUM LONG-LIFE		PLATINUM TT		IRIDIUM TT		IRIDIUM POWER / IRIDIUM RACING		
				STOCK STOCK BOLSA	PLUG BOUGIE BUJIA	STOCK STOCK BOLSA	PLUG BOUGIE BUJIA	STOCK STOCK BOLSA	PLUG BOUGIE BUJIA	STOCK STOCK BOLSA	PLUG BOUGIE BUJIA	STOCK STOCK BOLSA	PLUG BOUGIE BUJIA	STOCK STOCK BOLSA	PLUG BOUGIE BUJIA	
BMW [continued]																
X3 [continued]																
2010-2007	L6-3.0	N52		3381	K20HR-U11			3421	SK20HR11	4506	PKH20TT	4704	IKH20TT	5344	IKH20	0.044
2006-2004	L6-3.0	M54		5063	K20TXR					4504	PK20TT	4702	IK20TT	5304	IK20	0.040
2005-2004	L6-2.5	M54		5063	K20TXR					4504	PK20TT	4702	IK20TT	5304	IK20	0.040
X5																
2014-2013	V8-4.4	N63B44B	T						ZXU22HCR8							
2014	L6-3.0	N55B30A	T					3421	SK20HR11	4506	PKH20TT			5344	IKH20	
2014	L6-3.0	N55B30A	T						ZXU22HCR8			4704	IKH20TT			0.044
2013	L6-3.0	N55B30A	T						ZXU22HCR8							
2013	V8-4.4	S63B44A	T						ZXU22HCR8							
2012-2011	L6-3.0	N55B30A	T						ZXU22HCR8			4704	IKH20TT			0.040
2012-2011	V8-4.4	N63B44A	T						ZXU22HCR8			4704	IKH20TT			0.040
2012-2010	V8-4.4	S63B44A	T						ZXU22HCR8							
2010	L6-3.0	N52B30A		3381	K20HR-U11			3421	SK20HR11	4506	PKH20TT	4704	IKH20TT	5344	IKH20	0.044
2010	V8-4.8	N62B48B		3169	KJ20CR-L11	3247	PKJ20CR-L11	3371	SKJ20CR-A8	4504	PK20TT	4702	IK20TT	5358	IK20L	0.032
2009-2008	V8-4.8	N62B48B						3371	SKJ20CR-A8	4504	PK20TT	4702	IK20TT	5358	IK20L	0.032
2009	L6-3.0	N52B30A						3421	SK20HR11	4506	PKH20TT	4704	IKH20TT	5344	IKH20	0.044
2008-2007	L6-3.0	N52B30A		3381	K20HR-U11			3421	SK20HR11	4506	PKH20TT	4704	IKH20TT	5344	IKH20	0.044
2007	V8-4.8	N62B48B		3169	KJ20CR-L11	3247	PKJ20CR-L11	3371	SKJ20CR-A8	4504	PK20TT	4702	IK20TT	5358	IK20L	0.032
2006-2004	V8-4.4	N62		5063	K20TXR					4504	PK20TT	4702	IK20TT	5358	IK20L	0.040
2006-2001	L6-3.0	M54		5063	K20TXR					4504	PK20TT	4702	IK20TT	5358	IK20L	0.040
2006	V8-4.8	N62B48		3169	KJ20CR-L11	3247	PKJ20CR-L11	3371	SKJ20CR-A8	4504	PK20TT	4702	IK20TT	5358	IK20L	0.032
2005-2004	V8-4.8	N62B48		5063	K20TXR					4504	PK20TT	4702	IK20TT	5358	IK20L	0.040
2003-2002	V8-4.6	M62		5063	K20TXR					4504	PK20TT	4702	IK20TT	5358	IK20L	0.040
2003-2000	V8-4.4	M62		5063	K20TXR					4504	PK20TT	4702	IK20TT	5358	IK20L	0.040
X6																
2014-2013	L6-3.0	N55B30A	T						ZXU22HCR8							
2014-2013	V8-4.4	S63B44A	T						ZXU22HCR8							
2014	V8-4.4	N63B44A	T						ZXU22HCR8							
2013	V8-4.4	N63B44B	T						ZXU22HCR8							
2012-2011	L6-3.0	N55B30A	T						ZXU22HCR8							
2012-2010	V8-4.4	S63B44A	T						ZXU22HCR8							
2012-2008	V8-4.4	N63B44A	T						ZXU22HCR8							
Z3																
2002-2001	L6-2.5	M54		5063	K20TXR					4504	PK20TT	4702	IK20TT	5304	IK20	0.040
2002-2001	L6-3.0	M54		5063	K20TXR					4504	PK20TT	4702	IK20TT	5304	IK20	0.040
2002	L6-3.2	S54												5309	IXU24	0.035
2001	L6-3.2	S54		5063	K20TXR					4504	PK20TT	4702	IK20TT	5304	IK20	0.040
2000-1999	L6-2.5	M52		5063	K20TXR					4504	PK20TT	4702	IK20TT	5304	IK20	0.040
2000-1999	L6-2.8	M52TU		5063	K20TXR					4504	PK20TT	4702	IK20TT	5304	IK20	0.040
2000-1998	L6-3.2	S52		5063	K20TXR					4504	PK20TT	4702	IK20TT	5304	IK20	0.040
1998-1997	L6-2.8	M52		5063	K20TXR					4504	PK20TT	4702	IK20TT	5304	IK20	0.040



YEAR ANNEE AÑO	CYL	ENGINE MOTEUR MOTOR	NOTES/NOTAS	OE Types						Twin-Tip (TT) Technology				High Performance		GAP ECART. BRECHA
				U-GROOVE (Standard)		DOUBLE PLATINUM		IRIDIUM LONG-LIFE		PLATINUM TT		IRIDIUM TT		IRIDIUM POWER / IRIDIUM RACING		
				STOCK STOCK BOLSA	PLUG BOUGIE BUJIA	STOCK STOCK BOLSA	PLUG BOUGIE BUJIA	STOCK STOCK BOLSA	PLUG BOUGIE BUJIA	STOCK STOCK BOLSA	PLUG BOUGIE BUJIA	STOCK STOCK BOLSA	PLUG BOUGIE BUJIA	STOCK STOCK BOLSA	PLUG BOUGIE BUJIA	
BMW [continued]																
Z3 [continued]																
1998-1996	L4-1.9	M44		5063	K20TXR					4504	PK20TT	4702	IK20TT	5304	IK20	0.040
Z4																
2014-2013	L4-2.0	N20B20A	T					3457	FXE24HR11							0.044
2012	L4-2.0	N20B20A	T					3457	FXE24HR11							0.044
2011	L6-3.0	N52B30A						3421	SK20HR11			4704	IKH20TT	5344	IKH20	0.044
2010-2009	L6-3.0	N52B30A		3381	K20HR-U11			3421	SK20HR11	4506	PKH20TT	4704	IKH20TT	5344	IKH20	0.044
2008-2007	L6-3.0	N52		3381	K20HR-U11			3421	SK20HR11	4506	PKH20TT	4704	IKH20TT	5344	IKH20	0.044
2008-2006	L6-3.2	S54												5309	IXU24	0.035
2006	L6-3.0	N52										4704	IKH20TT	5344	IKH20	0.040
2006	L6-3.0	N52	Coupe,	3381	K20HR-U11			3421	SK20HR11	4506	PKH20TT	4704	IKH20TT	5344	IKH20	0.044
2006	L6-3.0	N52	Roadster,									4702	IK20TT	5304	IK20	0.040
2005-2003	L6-2.5	M54		5063	K20TXR					4504	PK20TT	4702	IK20TT	5304	IK20	0.040
2005-2003	L6-3.0	M54		5063	K20TXR					4504	PK20TT	4702	IK20TT	5304	IK20	0.040
Z8																
2003-2000	V8-5.0	S62		5063	K20TXR					4504	PK20TT	4702	IK20TT	5304	IK20	0.040
2003	V8-4.8		Including Alpina Roadster,	5063	K20TXR					4504	PK20TT	4702	IK20TT	5304	IK20	0.040
BUICK																
APOLLO																
1975-1973	L6-4.1	D		5020	T14PR-U											0.035
1975-1973	V8-5.7	H		5026	T16PR-U11					4509	PTF16TT	4715	ITF16TT	5330	ITF16	0.044
1975-1973	V8-5.7	J		5026	T16PR-U11					4509	PTF16TT	4715	ITF16TT	5330	ITF16	0.044
1975	V8-4.3	F		6007	W9PR-U											0.027
CENTURION																
1973-1972	V8-5.7	H		5026	T16PR-U11					4509	PTF16TT	4715	ITF16TT	5330	ITF16	0.044
1973-1972	V8-5.7	J		5026	T16PR-U11					4509	PTF16TT	4715	ITF16TT	5330	ITF16	0.044
1973-1972	V8-7.5	T		5026	T16PR-U11					4509	PTF16TT	4715	ITF16TT	5330	ITF16	0.044
1973	V8-7.5	V		5025	T16PR-U					4509	PTF16TT	4715	ITF16TT	5330	ITF16	0.035
1973	V8-7.5	U		5026	T16PR-U11					4509	PTF16TT	4715	ITF16TT	5330	ITF16	0.044
1972	V8-7.5	W		5026	T16PR-U11					4509	PTF16TT	4715	ITF16TT	5330	ITF16	0.044
1971	V8-7.5			5025	T16PR-U					4509	PTF16TT	4715	ITF16TT	5330	ITF16	0.035
CENTURY																
2005-2000	V6-3.1	J		5023	T16EPR-U15	5070	PT16EPR-L13			4511	PT16TT	4713	IT16TT	5325	IT16	0.050
1999-1996	V6-3.1	M		5023	T16EPR-U15	5070	PT16EPR-L13			4511	PT16TT	4713	IT16TT	5325	IT16	0.050
1996-1995	L4-2.2	4				5071	TJ14R-P15			4511	PT16TT	4713	IT16TT	5325	IT16	0.060
1995-1994	V6-3.1	M		5023	T16EPR-U15	5070	PT16EPR-L13			4511	PT16TT	4713	IT16TT	5325	IT16	0.060
1994	L4-2.2	4		5023	T16EPR-U15	5070	PT16EPR-L13			4511	PT16TT	4713	IT16TT	5325	IT16	0.050
1993-1989	V6-3.3	N		5023	T16EPR-U15	5070	PT16EPR-L13			4511	PT16TT	4713	IT16TT	5325	IT16	0.060
1993	L4-2.2	4		5022	T16EPR-U	5091	PT16EPR10			4511	PT16TT	4713	IT16TT	5325	IT16	0.032
1992-1982	L4-2.5	R		5037	T20PR-U15					4510	PTF20TT	4716	ITF20TT	5331	ITF20	0.060



YEAR ANNEE AÑO	CYL	ENGINE MOTEUR MOTOR	NOTES/NOTAS	OE Types						Twin-Tip (TT) Technology				High Performance		GAP ECART. BRECHA
				U-GROOVE (Standard)		DOUBLE PLATINUM		IRIDIUM LONG-LIFE		PLATINUM TT		IRIDIUM TT		IRIDIUM POWER / IRIDIUM RACING		
				STOCK STOCK BOLSA	PLUG BOUGIE BUJIA	STOCK STOCK BOLSA	PLUG BOUGIE BUJIA	STOCK STOCK BOLSA	PLUG BOUGIE BUJIA	STOCK STOCK BOLSA	PLUG BOUGIE BUJIA	STOCK STOCK BOLSA	PLUG BOUGIE BUJIA	STOCK STOCK BOLSA	PLUG BOUGIE BUJIA	
BUICK [continued]																
CENTURY [continued]																
1989-1987	V6-2.8	W		5022	T16EPR-U	5091	PT16EPR10			4511	PT16TT	4713	IT16TT	5325	IT16	0.032
1988-1986	V6-3.8	3		5022	T16EPR-U	5091	PT16EPR10			4511	PT16TT	4713	IT16TT	5325	IT16	0.032
1986-1983	V6-2.8	X		5036	T20PR-U11					4510	PTF20TT	4716	ITF20TT	5331	ITF20	0.044
1985-1984	V6-3.8	3		5026	T16PR-U11					4509	PTF16TT	4715	ITF16TT	5330	ITF16	0.044
1985-1982	V6-3.0	E		5027	T16PR-U15					4509	PTF16TT	4715	ITF16TT	5330	ITF16	0.060
1983-1982	L4-2.5	5		5037	T20PR-U15					4510	PTF20TT	4716	ITF20TT	5331	ITF20	0.060
1981-1980	V8-4.3	S		5027	T16PR-U15					4509	PTF16TT	4715	ITF16TT	5330	ITF16	0.060
1981-1979	V6-3.8	A		5027	T16PR-U15					4509	PTF16TT	4715	ITF16TT	5330	ITF16	0.060
1981	V8-4.4	J		5026	T16PR-U11					4509	PTF16TT	4715	ITF16TT	5330	ITF16	0.044
1980-1979	V6-3.8	3	T	5026	T16PR-U11					4509	PTF16TT	4715	ITF16TT	5330	ITF16	0.044
1980-1979	V8-4.9	W		5027	T16PR-U15					4509	PTF16TT	4715	ITF16TT	5330	ITF16	0.060
1980-1978	V8-5.0	H		5026	T16PR-U11					4509	PTF16TT	4715	ITF16TT	5330	ITF16	0.044
1979-1978	V6-3.2	C		5027	T16PR-U15					4509	PTF16TT	4715	ITF16TT	5330	ITF16	0.060
1979-1977	V8-5.7	L		5026	T16PR-U11					4509	PTF16TT	4715	ITF16TT	5330	ITF16	0.044
1979	V6-3.8	2		5027	T16PR-U15					4509	PTF16TT	4715	ITF16TT	5330	ITF16	0.060
1979	V8-4.9	Y		5021	T14PR-U15											0.060
1978-1977	V8-5.0	U		5026	T16PR-U11					4509	PTF16TT	4715	ITF16TT	5330	ITF16	0.044
1978	V6-3.8	A		5021	T14PR-U15											0.060
1977-1973	V8-5.7	H		5026	T16PR-U11					4509	PTF16TT	4715	ITF16TT	5330	ITF16	0.044
1977-1973	V8-5.7	J		5026	T16PR-U11					4509	PTF16TT	4715	ITF16TT	5330	ITF16	0.044
1977	V6-3.8	C		5027	T16PR-U15					4509	PTF16TT	4715	ITF16TT	5330	ITF16	0.060
1977	V8-5.7	R		6007	W9PR-U											0.027
1977	V8-6.6	K		6007	W9PR-U											0.027
1976-1975	V6-3.8	C		3037	W16PR-U											0.027
1974	V8-7.5	V		5025	T16PR-U					4509	PTF16TT	4715	ITF16TT	5330	ITF16	0.035
1974	V8-7.5	R		5026	T16PR-U11					4509	PTF16TT	4715	ITF16TT	5330	ITF16	0.044
1974	V8-7.5	U		5026	T16PR-U11					4509	PTF16TT	4715	ITF16TT	5330	ITF16	0.044
1973	V8-7.5	T		5026	T16PR-U11					4509	PTF16TT	4715	ITF16TT	5330	ITF16	0.044
1958-1957	V8-6.0			6021	W14PR-U											0.027
1956-1954	V8-5.3			6021	W14PR-U											0.027
ELECTRA																
1990-1988	V6-3.8	C		5023	T16EPR-U15	5070	PT16EPR-L13			4511	PT16TT	4713	IT16TT	5325	IT16	0.060
1989-1988	V8-5.0	Y		5017	Q16PR-U15	3005	PQ16R			4507	PQ16TT	4706	IQ16TT	5301	IQ16	0.060
1987-1985	V8-5.0	Y		5017	Q16PR-U15	3005	PQ16R			4507	PQ16TT	4706	IQ16TT	5301	IQ16	0.060
1987	V6-3.8	3		5022	T16EPR-U	5091	PT16EPR10			4511	PT16TT	4713	IT16TT	5325	IT16	0.032
1986	V6-3.8	B		5022	T16EPR-U	5091	PT16EPR10			4511	PT16TT	4713	IT16TT	5325	IT16	0.032
1985	V6-3.0	E		5027	T16PR-U15					4509	PTF16TT	4715	ITF16TT	5330	ITF16	0.060
1985	V6-3.8	3		5027	T16PR-U15					4509	PTF16TT	4715	ITF16TT	5330	ITF16	0.060
1984-1981	V8-5.0	Y		6007	W9PR-U											0.027
1984-1980	V6-4.1	4		5027	T16PR-U15					4509	PTF16TT	4715	ITF16TT	5330	ITF16	0.060
1980-1978	V8-5.7	R		6007	W9PR-U											0.027



YEAR ANNEE AÑO	CYL	ENGINE MOTEUR MOTOR	NOTES/NOTAS	OE Types						Twin-Tip (TT) Technology				High Performance		GAP ECART. BRECHA	
				U-GROOVE (Standard)		DOUBLE PLATINUM		IRIDIUM LONG-LIFE		PLATINUM TT		IRIDIUM TT		IRIDIUM POWER / IRIDIUM RACING			
				STOCK STOCK BOLSA	PLUG BOUGIE BUJIA	STOCK STOCK BOLSA	PLUG BOUGIE BUJIA	STOCK STOCK BOLSA	PLUG BOUGIE BUJIA	STOCK STOCK BOLSA	PLUG BOUGIE BUJIA	STOCK STOCK BOLSA	PLUG BOUGIE BUJIA	STOCK STOCK BOLSA	PLUG BOUGIE BUJIA		
BUICK [continued]																	
ELECTRA [continued]																	
1980-1978	V8-5.7	X		5027	T16PR-U15						4509	PTF16TT	4715	ITF16TT	5330	ITF16	0.060
1980	V8-4.9	W		5027	T16PR-U15						4509	PTF16TT	4715	ITF16TT	5330	ITF16	0.060
1979-1977	V8-6.6	K		6007	W9PR-U												0.027
1977	V8-5.7	H		5026	T16PR-U11						4509	PTF16TT	4715	ITF16TT	5330	ITF16	0.044
1977	V8-5.7	J		5026	T16PR-U11						4509	PTF16TT	4715	ITF16TT	5330	ITF16	0.044
1977	V8-5.7	R		5026	T16PR-U11						4509	PTF16TT	4715	ITF16TT	5330	ITF16	0.044
1976	V8-7.5	T		5027	T16PR-U15						4509	PTF16TT	4715	ITF16TT	5330	ITF16	0.060
1975-1972	V8-7.5	T		5026	T16PR-U11						4509	PTF16TT	4715	ITF16TT	5330	ITF16	0.044
1974	V8-7.5	U		5026	T16PR-U11						4509	PTF16TT	4715	ITF16TT	5330	ITF16	0.044
1974	V8-7.5	W		5026	T16PR-U11						4509	PTF16TT	4715	ITF16TT	5330	ITF16	0.044
1973	V8-7.5	V		5025	T16PR-U						4509	PTF16TT	4715	ITF16TT	5330	ITF16	0.035
1971-1970	V8-7.5			5025	T16PR-U						4509	PTF16TT	4715	ITF16TT	5330	ITF16	0.035
1969-1967	V8-7.0			5025	T16PR-U						4509	PTF16TT	4715	ITF16TT	5330	ITF16	0.035
1966-1965	V8-7.0			3037	W16PR-U												0.027
1966-1962	V8-6.6			3037	W16PR-U												0.027
1961-1959	V8-6.6			6021	W14PR-U												0.027
ENCLAVE																	
2015-2010	V6-3.6	LLT											4719	ITV20TT	5339	ITV20	0.040
2009	V6-3.6	LLT				5068	PT16VR13				4513	PTV16TT	4718	ITV16TT	5338	ITV16	0.050
2008	V6-3.6	7											4719	ITV20TT	5339	ITV20	0.040
ENCORE																	
2015-2013	L4-1.4	LUV	T												5310	IK22	0.032
ESTATE WAGON																	
1983-1981	V8-5.0	Y		6007	W9PR-U												0.027
1980-1978	V8-5.7	X		5027	T16PR-U15						4509	PTF16TT	4715	ITF16TT	5330	ITF16	0.060
1980-1977	V8-5.7	R		6007	W9PR-U												0.027
1980	V8-4.9	W		5027	T16PR-U15						4509	PTF16TT	4715	ITF16TT	5330	ITF16	0.060
1979-1977	V8-6.6	K		6007	W9PR-U												0.027
1976	V8-7.5	T		5027	T16PR-U15						4509	PTF16TT	4715	ITF16TT	5330	ITF16	0.060
1975-1972	V8-7.5	T		5026	T16PR-U11						4509	PTF16TT	4715	ITF16TT	5330	ITF16	0.044
1974	V8-7.5	U		5026	T16PR-U11						4509	PTF16TT	4715	ITF16TT	5330	ITF16	0.044
1974	V8-7.5	W		5026	T16PR-U11						4509	PTF16TT	4715	ITF16TT	5330	ITF16	0.044
1973-1972	V8-5.7	J		5026	T16PR-U11						4509	PTF16TT	4715	ITF16TT	5330	ITF16	0.044
1973	V8-5.7	H		5026	T16PR-U11						4509	PTF16TT	4715	ITF16TT	5330	ITF16	0.044
1971-1970	V8-7.5			5025	T16PR-U						4509	PTF16TT	4715	ITF16TT	5330	ITF16	0.035
1970	V8-5.7			5025	T16PR-U						4509	PTF16TT	4715	ITF16TT	5330	ITF16	0.035
GRAN SPORT																	
1967	V8-5.6			6021	W14PR-U												0.027
1967	V8-6.6			5025	T16PR-U						4509	PTF16TT	4715	ITF16TT	5330	ITF16	0.035
1966-1965	V8-6.6			3037	W16PR-U												0.027



YEAR ANNEE AÑO	CYL	ENGINE MOTEUR MOTOR	NOTES/NOTAS	OE Types						Twin-Tip (TT) Technology				High Performance		GAP ECART. BRECHA
				U-GROOVE (Standard)		DOUBLE PLATINUM		IRIDIUM LONG-LIFE		PLATINUM TT		IRIDIUM TT		IRIDIUM POWER / IRIDIUM RACING		
				STOCK STOCK BOLSA	PLUG BOUGIE BUJIA	STOCK STOCK BOLSA	PLUG BOUGIE BUJIA	STOCK STOCK BOLSA	PLUG BOUGIE BUJIA	STOCK STOCK BOLSA	PLUG BOUGIE BUJIA	STOCK STOCK BOLSA	PLUG BOUGIE BUJIA	STOCK STOCK BOLSA	PLUG BOUGIE BUJIA	
BUICK [continued]																
GS																
1972	V8-5.7	K		5025	T16PR-U					4509	PTF16TT	4715	ITF16TT	5330	ITF16	0.035
1972	V8-5.7	H		5026	T16PR-U11					4509	PTF16TT	4715	ITF16TT	5330	ITF16	0.044
1971-1970	V8-5.7			5025	T16PR-U					4509	PTF16TT	4715	ITF16TT	5330	ITF16	0.035
GS 350																
1969-1968	V8-5.7			5025	T16PR-U					4509	PTF16TT	4715	ITF16TT	5330	ITF16	0.035
GS 400																
1969-1968	V8-6.6			5025	T16PR-U					4509	PTF16TT	4715	ITF16TT	5330	ITF16	0.035
GS 455																
1972-1971	V8-7.5	U		5026	T16PR-U11					4509	PTF16TT	4715	ITF16TT	5330	ITF16	0.044
1970	V8-7.5			5025	T16PR-U					4509	PTF16TT	4715	ITF16TT	5330	ITF16	0.035
INVICTA																
1963-1962	V8-6.6			3037	W16PR-U											0.027
1961-1959	V8-6.6			6021	W14PR-U											0.027
LACROSSE																
2015-2013	L4-2.4	LUK								4513	PTV16TT	4718	ITV16TT	5338	ITV16	0.040
2015-2012	V6-3.6	LFX										4719	ITV20TT	5339	ITV20	0.040
2012	L4-2.4	LUK										4718	ITV16TT	5338	ITV16	0.040
2010	L4-2.4	LAF				5068	PT16VR13			4513	PTV16TT	4718	ITV16TT	5338	ITV16	0.050
2010	V6-3.0	LF1										4719	ITV20TT	5339	ITV20	0.040
2010	V6-3.6	LLT										4719	ITV20TT	5339	ITV20	0.040
2009-2008	V8-5.3	C						5090	ZTJ16R10	4511	PT16TT	4713	IT16TT	5325	IT16	0.040
2009-2005	V6-3.8	2								4511	PT16TT	4713	IT16TT	5325	IT16	0.040
2008-2005	V6-3.6	7				5068	PT16VR13			4513	PTV16TT	4718	ITV16TT	5338	ITV16	0.050
LESABRE																
2005-2004	V6-3.8	K								4511	PT16TT	4713	IT16TT	5325	IT16	0.040
2003-1996	V6-3.8	K		5023	T16EPR-U15	5070	PT16EPR-L13			4511	PT16TT	4713	IT16TT	5325	IT16	0.050
1995-1992	V6-3.8	L		5023	T16EPR-U15	5070	PT16EPR-L13			4511	PT16TT	4713	IT16TT	5325	IT16	0.060
1991-1988	V6-3.8	C		5023	T16EPR-U15	5070	PT16EPR-L13			4511	PT16TT	4713	IT16TT	5325	IT16	0.060
1990	V8-5.0	Y		3130	K16PR-U11	3174	PK16PR-P11	3395	SK16PR-L11	4503	PK16TT	4701	IK16TT	5303	IK16	0.044
1989-1988	V8-5.0	Y		5017	Q16PR-U15	3005	PQ16R			4507	PQ16TT	4706	IQ16TT	5301	IQ16	0.060
1988-1986	V6-3.8	3		5022	T16EPR-U	5091	PT16EPR10			4511	PT16TT	4713	IT16TT	5325	IT16	0.032
1986	V6-3.0	L		5022	T16EPR-U	5091	PT16EPR10			4511	PT16TT	4713	IT16TT	5325	IT16	0.032
1986	V6-3.8	B		5022	T16EPR-U	5091	PT16EPR10			4511	PT16TT	4713	IT16TT	5325	IT16	0.032
1986	V8-5.0	Y		5017	Q16PR-U15	3005	PQ16R			4507	PQ16TT	4706	IQ16TT	5301	IQ16	0.060
1985-1979	V6-3.8	A		5027	T16PR-U15					4509	PTF16TT	4715	ITF16TT	5330	ITF16	0.060
1985	V8-5.0	Y	Custom,	5026	T16PR-U11					4509	PTF16TT	4715	ITF16TT	5330	ITF16	0.044
1985	V8-5.0	Y	Exc. Custom,	5017	Q16PR-U15	3005	PQ16R			4507	PQ16TT	4706	IQ16TT	5301	IQ16	0.060
1984-1980	V6-4.1	4		5027	T16PR-U15					4509	PTF16TT	4715	ITF16TT	5330	ITF16	0.060
1984	V8-5.0	Y	Custom,	6007	W9PR-U											0.027



YEAR ANNEE AÑO	CYL	ENGINE MOTEUR MOTOR	NOTES/NOTAS	OE Types						Twin-Tip (TT) Technology				High Performance		GAP ECART. BRECHA	
				U-GROOVE (Standard)		DOUBLE PLATINUM		IRIDIUM LONG-LIFE		PLATINUM TT		IRIDIUM TT		IRIDIUM POWER / IRIDIUM RACING			
				STOCK STOCK BOLSA	PLUG BOUCIE BUJIA	STOCK STOCK BOLSA	PLUG BOUCIE BUJIA	STOCK STOCK BOLSA	PLUG BOUCIE BUJIA	STOCK STOCK BOLSA	PLUG BOUCIE BUJIA	STOCK STOCK BOLSA	PLUG BOUCIE BUJIA	STOCK STOCK BOLSA	PLUG BOUCIE BUJIA		
BUICK [continued]																	
LESABRE [continued]																	
1984	V8-5.0	Y	Limited,	5026	T16PR-U11						4509	PTF16TT	4715	ITF16TT	5330	ITF16	0.044
1983-1981	V8-5.0	Y		6007	W9PR-U												0.027
1982	V8-4.4	J		5026	T16PR-U11						4509	PTF16TT	4715	ITF16TT	5330	ITF16	0.044
1980-1979	V6-3.8	3	T	5026	T16PR-U11						4509	PTF16TT	4715	ITF16TT	5330	ITF16	0.044
1980-1979	V8-5.7	R		6007	W9PR-U												0.027
1980-1978	V8-5.7	X		5027	T16PR-U15						4509	PTF16TT	4715	ITF16TT	5330	ITF16	0.060
1980	V8-4.9	W		5027	T16PR-U15						4509	PTF16TT	4715	ITF16TT	5330	ITF16	0.060
1979-1977	V8-4.9	Y		5021	T14PR-U15												0.060
1978-1977	V6-3.8	A		5021	T14PR-U15												0.060
1978-1977	V8-6.6	K		6007	W9PR-U												0.027
1978	V6-3.8	3	T	5027	T16PR-U15						4509	PTF16TT	4715	ITF16TT	5330	ITF16	0.060
1978	V8-5.0	U		5026	T16PR-U11						4509	PTF16TT	4715	ITF16TT	5330	ITF16	0.044
1978	V8-5.7	R		5026	T16PR-U11						4509	PTF16TT	4715	ITF16TT	5330	ITF16	0.044
1977-1972	V8-5.7	J		5026	T16PR-U11						4509	PTF16TT	4715	ITF16TT	5330	ITF16	0.044
1977	V6-3.8	C		5021	T14PR-U15												0.060
1977	V8-5.7	R		6007	W9PR-U												0.027
1977	V8-5.7	H		5026	T16PR-U11						4509	PTF16TT	4715	ITF16TT	5330	ITF16	0.044
1976	V6-3.8	C		3037	W16PR-U												0.027
1976	V8-7.5	T		5027	T16PR-U15						4509	PTF16TT	4715	ITF16TT	5330	ITF16	0.060
1975-1972	V8-7.5	T		5026	T16PR-U11						4509	PTF16TT	4715	ITF16TT	5330	ITF16	0.044
1975	V8-6.6	S		5027	T16PR-U15						4509	PTF16TT	4715	ITF16TT	5330	ITF16	0.060
1974-1973	V8-7.5	U		5026	T16PR-U11						4509	PTF16TT	4715	ITF16TT	5330	ITF16	0.044
1974-1972	V8-5.7	H		5026	T16PR-U11						4509	PTF16TT	4715	ITF16TT	5330	ITF16	0.044
1974	V8-7.5	P		5026	T16PR-U11						4509	PTF16TT	4715	ITF16TT	5330	ITF16	0.044
1974	V8-7.5	R		5026	T16PR-U11						4509	PTF16TT	4715	ITF16TT	5330	ITF16	0.044
1974	V8-7.5	W		5026	T16PR-U11						4509	PTF16TT	4715	ITF16TT	5330	ITF16	0.044
1973	V8-7.5	V		5025	T16PR-U						4509	PTF16TT	4715	ITF16TT	5330	ITF16	0.035
1971-1970	V8-7.5			5025	T16PR-U						4509	PTF16TT	4715	ITF16TT	5330	ITF16	0.035
1971-1968	V8-5.7			5025	T16PR-U						4509	PTF16TT	4715	ITF16TT	5330	ITF16	0.035
1967	V8-5.6			4192	W16FPR-U										5359	IWF16	0.027
1966	V8-5.6			6021	W14PR-U												0.027
1965	V8-4.9			6021	W14PR-U												0.027
1964-1962	V8-6.6			3037	W16PR-U												0.027
1964	V8-7.0			3037	W16PR-U												0.027
1961-1960	V8-6.6			6021	W14PR-U												0.027
1961-1959	V8-6.0			6021	W14PR-U												0.027
LIMITED																	
1958	V8-6.0			6021	W14PR-U												0.027
LUCERNE																	
2011	V6-3.9	LGD						5090	ZTJ16R10				4713	IT16TT	5325	IT16	0.040
2011	V8-4.6	L37				5092	PT16EPR13						4713	IT16TT	5325	IT16	0.050



YEAR ANNEE AÑO	CYL	ENGINE MOTEUR MOTOR	NOTES/NOTAS	OE Types						Twin-Tip (TT) Technology				High Performance		GAP ECART. BRECHA
				U-GROOVE (Standard)		DOUBLE PLATINUM		IRIDIUM LONG-LIFE		PLATINUM TT		IRIDIUM TT		IRIDIUM POWER / IRIDIUM RACING		
				STOCK STOCK BOLSA	PLUG BOUGIE BUJIA	STOCK STOCK BOLSA	PLUG BOUGIE BUJIA	STOCK STOCK BOLSA	PLUG BOUGIE BUJIA	STOCK STOCK BOLSA	PLUG BOUGIE BUJIA	STOCK STOCK BOLSA	PLUG BOUGIE BUJIA	STOCK STOCK BOLSA	PLUG BOUGIE BUJIA	
BUICK [continued]																
LUCERNE [continued]																
2010-2009	V6-3.9	1						5090	ZTJ16R10	4511	PT16TT	4713	IT16TT	5325	IT16	0.040
2010-2008	V8-4.6	9		5023	T16EPR-U15	5092	PT16EPR13			4511	PT16TT	4713	IT16TT	5325	IT16	0.050
2010	V6-3.9	M						5090	ZTJ16R10							0.040
2010	V6-3.9	LGD								4511	PT16TT	4713	IT16TT	5325	IT16	0.040
2009	V6-3.9	LGD						5090	ZTJ16R10	4511	PT16TT	4713	IT16TT	5325	IT16	0.040
2008-2006	V6-3.8	2								4511	PT16TT	4713	IT16TT	5325	IT16	0.040
2008-2006	V8-4.6	Y		5023	T16EPR-U15	5092	PT16EPR13			4511	PT16TT	4713	IT16TT	5325	IT16	0.050
OPEL																
1976	L4-1.8	B		3066	W20EXR-U	3229	P20R8			4502	PW20TT	4709	IW20TT	5306	IW20	0.032
PARK AVENUE																
2005-2004	V6-3.8	K								4511	PT16TT	4713	IT16TT	5325	IT16	0.040
2005-2004	V6-3.8	1	S							4511	PT16TT	4713	IT16TT	5325	IT16	0.040
2003-1996	V6-3.8	1	S	5023	T16EPR-U15	5070	PT16EPR-L13			4511	PT16TT	4713	IT16TT	5325	IT16	0.050
2003-1995	V6-3.8	K		5023	T16EPR-U15	5070	PT16EPR-L13			4511	PT16TT	4713	IT16TT	5325	IT16	0.050
1995-1991	V6-3.8	1	S	5023	T16EPR-U15	5070	PT16EPR-L13			4511	PT16TT	4713	IT16TT	5325	IT16	0.060
1994-1991	V6-3.8	L		5023	T16EPR-U15	5070	PT16EPR-L13			4511	PT16TT	4713	IT16TT	5325	IT16	0.060
RAINIER																
2007-2005	V8-5.3	M						5090	ZTJ16R10	4511	PT16TT	4713	IT16TT	5325	IT16	0.040
2007-2004	L6-4.2	S				5068	PT16VR13			4513	PTV16TT	4718	ITV16TT	5338	ITV16	0.050
2004	V8-5.3	P						5090	ZTJ16R10	4511	PT16TT	4713	IT16TT	5325	IT16	0.040
REATA																
1991	V6-3.8	L		5023	T16EPR-U15	5070	PT16EPR-L13			4511	PT16TT	4713	IT16TT	5325	IT16	0.060
1990-1988	V6-3.8	C		5023	T16EPR-U15	5070	PT16EPR-L13			4511	PT16TT	4713	IT16TT	5325	IT16	0.060
REGAL																
2015-2014	L4-2.0	LTG	T									4719	ITV20TT	5339	ITV20	0.040
2015-2013	L4-2.4	LUK								4513	PTV16TT	4718	ITV16TT	5338	ITV16	0.040
2013	L4-2.0	LHU	T							4513	PTV16TT	4718	ITV16TT	5338	ITV16	0.040
2012	L4-2.0	LHU	Iridium, T									4718	ITV16TT	5338	ITV16	0.040
2012	L4-2.4	LEA	Iridium,									4718	ITV16TT	5338	ITV16	0.040
2012	L4-2.4	LUK	Iridium,									4718	ITV16TT	5338	ITV16	0.040
2011	L4-2.0	LHU	T									4718	ITV16TT	5338	ITV16	0.040
2011	L4-2.4	LAF										4718	ITV16TT	5338	ITV16	0.040
2004	V6-3.8	K								4511	PT16TT	4713	IT16TT	5325	IT16	0.040
2004	V6-3.8	1	S							4511	PT16TT	4713	IT16TT	5325	IT16	0.040
2003-1997	V6-3.8	1	S	5023	T16EPR-U15	5070	PT16EPR-L13			4511	PT16TT	4713	IT16TT	5325	IT16	0.050
2003-1996	V6-3.8	K		5023	T16EPR-U15	5070	PT16EPR-L13			4511	PT16TT	4713	IT16TT	5325	IT16	0.050
1996	V6-3.1	M		5023	T16EPR-U15	5070	PT16EPR-L13			4511	PT16TT	4713	IT16TT	5325	IT16	0.050
1995-1994	V6-3.1	M		5023	T16EPR-U15	5070	PT16EPR-L13			4511	PT16TT	4713	IT16TT	5325	IT16	0.060
1995-1990	V6-3.8	L		5023	T16EPR-U15	5070	PT16EPR-L13			4511	PT16TT	4713	IT16TT	5325	IT16	0.060
1993-1989	V6-3.1	T		5022	T16EPR-U	5091	PT16EPR10			4511	PT16TT	4713	IT16TT	5325	IT16	0.032



YEAR ANEE AÑO	CYL	ENGINE MOTEUR MOTOR	NOTES/NOTAS	OE Types						Twin-Tip (TT) Technology				High Performance		GAP ECART. BRECHA	
				U-GROOVE (Standard)		DOUBLE PLATINUM		IRIDIUM LONG-LIFE		PLATINUM TT		IRIDIUM TT		IRIDIUM POWER / IRIDIUM RACING			
				STOCK STOCK BOLSA	PLUG BOUGIE BUJIA	STOCK STOCK BOLSA	PLUG BOUGIE BUJIA	STOCK STOCK BOLSA	PLUG BOUGIE BUJIA	STOCK STOCK BOLSA	PLUG BOUGIE BUJIA	STOCK STOCK BOLSA	PLUG BOUGIE BUJIA	STOCK STOCK BOLSA	PLUG BOUGIE BUJIA		
BUICK [continued]																	
REGAL [continued]																	
1989-1988	V6-2.8	W		5022	T16EPR-U	5091	PT16EPR10				4511	PT16TT	4713	IT16TT	5325	IT16	0.032
1987-1986	V6-3.8	7	T	5030	T16R-U15						4509	PTF16TT	4715	ITF16TT	5330	ITF16	0.060
1987-1986	V8-5.0	Y		5017	Q16PR-U15	3005	PQ16R				4507	PQ16TT	4706	IQ16TT	5301	IQ16	0.060
1987-1979	V6-3.8	A		5027	T16PR-U15						4509	PTF16TT	4715	ITF16TT	5330	ITF16	0.060
1985	V6-3.8	9	T	5030	T16R-U15						4509	PTF16TT	4715	ITF16TT	5330	ITF16	0.060
1984-1982	V6-4.1	4		5027	T16PR-U15						4509	PTF16TT	4715	ITF16TT	5330	ITF16	0.060
1984	V6-3.8	9	T	5026	T16PR-U11						4509	PTF16TT	4715	ITF16TT	5330	ITF16	0.044
1983	V6-3.8	8	T	5027	T16PR-U15						4509	PTF16TT	4715	ITF16TT	5330	ITF16	0.060
1982	V6-3.8	3	T	5027	T16PR-U15						4509	PTF16TT	4715	ITF16TT	5330	ITF16	0.060
1982	V8-5.0	H		5026	T16PR-U11						4509	PTF16TT	4715	ITF16TT	5330	ITF16	0.044
1981-1980	V8-4.3	S		5027	T16PR-U15						4509	PTF16TT	4715	ITF16TT	5330	ITF16	0.060
1981-1979	V6-3.8	3	T	5026	T16PR-U11						4509	PTF16TT	4715	ITF16TT	5330	ITF16	0.044
1981	V8-4.4	J		5026	T16PR-U11						4509	PTF16TT	4715	ITF16TT	5330	ITF16	0.044
1980-1979	V8-4.9	W		5027	T16PR-U15						4509	PTF16TT	4715	ITF16TT	5330	ITF16	0.060
1980-1978	V8-5.0	H		5026	T16PR-U11						4509	PTF16TT	4715	ITF16TT	5330	ITF16	0.044
1979	V6-3.2	C		5027	T16PR-U15						4509	PTF16TT	4715	ITF16TT	5330	ITF16	0.060
1979	V6-3.8	2		5027	T16PR-U15						4509	PTF16TT	4715	ITF16TT	5330	ITF16	0.060
1979	V8-4.9	Y		5021	T14PR-U15												0.060
1978-1977	V8-5.0	U		5026	T16PR-U11						4509	PTF16TT	4715	ITF16TT	5330	ITF16	0.044
1978	V6-3.2	C		5021	T14PR-U15												0.060
1978	V6-3.8	A		5021	T14PR-U15												0.060
1978	V6-3.8	3	T	5027	T16PR-U15						4509	PTF16TT	4715	ITF16TT	5330	ITF16	0.060
1978	V6-3.8	G	T	5027	T16PR-U15						4509	PTF16TT	4715	ITF16TT	5330	ITF16	0.060
1977-1973	V8-5.7	H		5026	T16PR-U11						4509	PTF16TT	4715	ITF16TT	5330	ITF16	0.044
1977-1973	V8-5.7	J		5026	T16PR-U11						4509	PTF16TT	4715	ITF16TT	5330	ITF16	0.044
1977	V6-3.8	C		5021	T14PR-U15												0.060
1977	V8-5.7	R		6007	W9PR-U												0.027
1977	V8-5.7	L		5026	T16PR-U11						4509	PTF16TT	4715	ITF16TT	5330	ITF16	0.044
1976-1975	V6-3.8	C		3037	W16PR-U												0.027
1974-1973	V8-7.5			5026	T16PR-U11						4509	PTF16TT	4715	ITF16TT	5330	ITF16	0.044
RENDEZVOUS																	
2007-2006	V6-3.5	L									4511	PT16TT	4713	IT16TT	5325	IT16	0.040
2006-2005	V6-3.6	7				5068	PT16VR13				4513	PTV16TT	4718	ITV16TT	5338	ITV16	0.050
2005-2004	V6-3.4	E									4511	PT16TT	4713	IT16TT	5325	IT16	0.040
2004	V6-3.6	7	CXL,										4719	ITV20TT	5339	ITV20	0.040
2004	V6-3.6	7	Ultra,	3381	K20HR-U11			3421	SK20HR11		4506	PKH20TT	4704	IKH20TT	5344	IKH20	0.044
2003-2002	V6-3.4	E		5023	T16EPR-U15	5070	PT16EPR-L13				4511	PT16TT	4713	IT16TT	5325	IT16	0.050
RIVIERA																	
1999-1995	V6-3.8	1	S	5023	T16EPR-U15	5070	PT16EPR-L13				4511	PT16TT	4713	IT16TT	5325	IT16	0.050
1997-1995	V6-3.8	K		5023	T16EPR-U15	5070	PT16EPR-L13				4511	PT16TT	4713	IT16TT	5325	IT16	0.050
1993-1991	V6-3.8	L		5023	T16EPR-U15	5070	PT16EPR-L13				4511	PT16TT	4713	IT16TT	5325	IT16	0.060



YEAR ANNEE AÑO	CYL	ENGINE MOTEUR MOTOR	NOTES/NOTAS	OE Types						Twin-Tip (TT) Technology				High Performance		GAP ECART. BRECHA
				U-GROOVE (Standard)		DOUBLE PLATINUM		IRIDIUM LONG-LIFE		PLATINUM TT		IRIDIUM TT		IRIDIUM POWER / IRIDIUM RACING		
				STOCK STOCK BOLSA	PLUG BOUGIE BUJIA	STOCK STOCK BOLSA	PLUG BOUGIE BUJIA	STOCK STOCK BOLSA	PLUG BOUGIE BUJIA	STOCK STOCK BOLSA	PLUG BOUGIE BUJIA	STOCK STOCK BOLSA	PLUG BOUGIE BUJIA	STOCK STOCK BOLSA	PLUG BOUGIE BUJIA	
BUICK [continued]																
RIVIERA [continued]																
1990-1988	V6-3.8	C		5023	T16EPR-U15	5070	PT16EPR-L13			4511	PT16TT	4713	IT16TT	5325	IT16	0.060
1987	V6-3.8	3		5022	T16EPR-U	5091	PT16EPR10			4511	PT16TT	4713	IT16TT	5325	IT16	0.032
1986	V6-3.8	B		5022	T16EPR-U	5091	PT16EPR10			4511	PT16TT	4713	IT16TT	5325	IT16	0.032
1985-1984	V6-3.8	9	T	5027	T16PR-U15					4509	PTF16TT	4715	ITF16TT	5330	ITF16	0.060
1985	V8-5.0	Y		5017	Q16PR-U15	3005	PQ16R			4507	PQ16TT	4706	IQ16TT	5301	IQ16	0.060
1984-1981	V6-4.1	4		5027	T16PR-U15					4509	PTF16TT	4715	ITF16TT	5330	ITF16	0.060
1984-1980	V8-5.0	Y		6007	W9PR-U											0.027
1983	V6-3.8	8	T	5027	T16PR-U15					4509	PTF16TT	4715	ITF16TT	5330	ITF16	0.060
1982-1981	V6-3.8	3	T	5026	T16PR-U11					4509	PTF16TT	4715	ITF16TT	5330	ITF16	0.044
1980-1979	V6-3.8	3	S, T	5026	T16PR-U11					4509	PTF16TT	4715	ITF16TT	5330	ITF16	0.044
1980-1977	V8-5.7	R		6007	W9PR-U											0.027
1980	V6-3.8	3	Exc. S, T	5027	T16PR-U15											0.060
1978-1977	V8-6.6	K		6007	W9PR-U											0.027
1978	V8-5.7	X		5027	T16PR-U15					4509	PTF16TT	4715	ITF16TT	5330	ITF16	0.060
1977	V8-5.7	J		5026	T16PR-U11					4509	PTF16TT	4715	ITF16TT	5330	ITF16	0.044
1976	V8-7.5	T		5027	T16PR-U15					4509	PTF16TT	4715	ITF16TT	5330	ITF16	0.060
1975	V8-7.5	T		5026	T16PR-U11					4509	PTF16TT	4715	ITF16TT	5330	ITF16	0.044
1974-1972	V8-7.5	U		5026	T16PR-U11					4509	PTF16TT	4715	ITF16TT	5330	ITF16	0.044
1974	V8-7.5	W		5026	T16PR-U11					4509	PTF16TT	4715	ITF16TT	5330	ITF16	0.044
1971-1970	V8-7.5			5025	T16PR-U					4509	PTF16TT	4715	ITF16TT	5330	ITF16	0.035
1969-1967	V8-7.0			5025	T16PR-U					4509	PTF16TT	4715	ITF16TT	5330	ITF16	0.035
1966-1963	V8-7.0			3037	W16PR-U											0.027
1965-1963	V8-6.6			3037	W16PR-U											0.027
ROADMASTER																
1996	V8-5.7	P		5023	T16EPR-U15	5070	PT16EPR-L13			4511	PT16TT	4713	IT16TT	5325	IT16	0.050
1995-1994	V8-5.7	P		5023	T16EPR-U15	5070	PT16EPR-L13			4511	PT16TT	4713	IT16TT	5325	IT16	0.060
1993-1992	V8-5.7	7		5035	T20PR-U					4510	PTF20TT	4716	ITF20TT	5331	ITF20	0.035
1991	V8-5.0	E		5026	T16PR-U11					4509	PTF16TT	4715	ITF16TT	5330	ITF16	0.044
1958-1957	V8-6.0			6021	W14PR-U											0.027
1956-1953	V8-5.3			6021	W14PR-U											0.027
1952-1951	L8-5.2			6021	W14PR-U											0.027
SKYHAWK																
1989-1987	L4-2.0	1		5022	T16EPR-U	5091	PT16EPR10			4511	PT16TT	4713	IT16TT	5325	IT16	0.032
1988-1987	L4-2.0	K		3032	W16EXR-U11	3004	P16R			4501	PW16TT	4708	IW16TT	5305	IW16	0.044
1987	L4-2.0	M	T	3089	W22EPR-U11	3302	P22PR8	3354	S22PR-A7					5307	IW22	0.044
1986-1984	L4-1.8	J	T	3088	W22EPR-U	3302	P22PR8	3354	S22PR-A7					5307	IW22	0.032
1986-1983	L4-2.0	P		5035	T20PR-U					4510	PTF20TT	4716	ITF20TT	5331	ITF20	0.035
1986-1982	L4-1.8	O		3031	W16EXR-U	3004	P16R			4501	PW16TT	4708	IW16TT	5305	IW16	0.032
1982	L4-1.8	G		5035	T20PR-U					4510	PTF20TT	4716	ITF20TT	5331	ITF20	0.035
1980-1979	V6-3.8	A		5027	T16PR-U15					4509	PTF16TT	4715	ITF16TT	5330	ITF16	0.060
1978	V6-3.8	A		5021	T14PR-U15							4715	ITF16TT	5330	ITF16	0.060



YEAR ANNEE AÑO	CYL	ENGINE MOTEUR MOTOR	NOTES/NOTAS	OE Types						Twin-Tip (TT) Technology				High Performance		GAP ECART. BRECHA	
				U-GROOVE (Standard)		DOUBLE PLATINUM		IRIDIUM LONG-LIFE		PLATINUM TT		IRIDIUM TT		IRIDIUM POWER / IRIDIUM RACING			
				STOCK STOCK BOLSA	PLUG BOUGIE BUJIA	STOCK STOCK BOLSA	PLUG BOUGIE BUJIA	STOCK STOCK BOLSA	PLUG BOUGIE BUJIA	STOCK STOCK BOLSA	PLUG BOUGIE BUJIA	STOCK STOCK BOLSA	PLUG BOUGIE BUJIA	STOCK STOCK BOLSA	PLUG BOUGIE BUJIA		
BUICK [continued]																	
SKYHAWK [continued]																	
1978	V6-3.8	2		5027	T16PR-U15						4509	PTF16TT	4715	ITF16TT	5330	ITF16	0.060
1977	V6-3.8	C		5021	T14PR-U15												0.060
1976-1975	V6-3.8	C		3037	W16PR-U												0.027
SKYLARK																	
1998-1996	L4-2.4	T		5023	T16EPR-U15	5070	PT16EPR-L13				4511	PT16TT	4713	IT16TT	5325	IT16	0.050
1998-1996	V6-3.1	M		5023	T16EPR-U15	5070	PT16EPR-L13				4511	PT16TT	4713	IT16TT	5325	IT16	0.050
1995-1994	V6-3.1	M		5023	T16EPR-U15	5070	PT16EPR-L13				4511	PT16TT	4713	IT16TT	5325	IT16	0.060
1995	L4-2.3	D		5023	T16EPR-U15	5070	PT16EPR-L13				4511	PT16TT	4713	IT16TT	5325	IT16	0.060
1994	L4-2.3	3		5022	T16EPR-U	5091	PT16EPR10				4511	PT16TT	4713	IT16TT	5325	IT16	0.032
1993-1992	L4-2.3	3		3130	K16PR-U11	3174	PK16PR-P11	3395	SK16PR-L11		4503	PK16TT	4701	IK16TT	5303	IK16	0.044
1993-1989	V6-3.3	N		5023	T16EPR-U15	5070	PT16EPR-L13				4511	PT16TT	4713	IT16TT	5325	IT16	0.060
1991-1988	L4-2.3	D		3130	K16PR-U11	3174	PK16PR-P11	3395	SK16PR-L11		4503	PK16TT	4701	IK16TT	5303	IK16	0.044
1991-1986	L4-2.5	U		5037	T20PR-U15						4510	PTF20TT	4716	ITF20TT	5331	ITF20	0.060
1988-1986	V6-3.0	L		5022	T16EPR-U	5091	PT16EPR10				4511	PT16TT	4713	IT16TT	5325	IT16	0.032
1985-1982	L4-2.5	R		5037	T20PR-U15						4510	PTF20TT	4716	ITF20TT	5331	ITF20	0.060
1985-1981	V6-2.8	X		5036	T20PR-U11						4510	PTF20TT	4716	ITF20TT	5331	ITF20	0.044
1985	V6-2.8	W		5036	T20PR-U11						4510	PTF20TT	4716	ITF20TT	5331	ITF20	0.044
1984-1982	V6-2.8	Z		5036	T20PR-U11						4510	PTF20TT	4716	ITF20TT	5331	ITF20	0.044
1983-1980	L4-2.5	5		5037	T20PR-U15						4510	PTF20TT	4716	ITF20TT	5331	ITF20	0.060
1980	V6-2.8	7		5036	T20PR-U11						4510	PTF20TT	4716	ITF20TT	5331	ITF20	0.044
1979-1977	V8-5.7	L		5026	T16PR-U11						4509	PTF16TT	4715	ITF16TT	5330	ITF16	0.044
1979	V6-3.8	A		5027	T16PR-U15						4509	PTF16TT	4715	ITF16TT	5330	ITF16	0.060
1979	V8-5.0	G		5026	T16PR-U11						4509	PTF16TT	4715	ITF16TT	5330	ITF16	0.044
1978-1977	V8-5.0	U		5026	T16PR-U11						4509	PTF16TT	4715	ITF16TT	5330	ITF16	0.044
1978	V6-3.8	A		5021	T14PR-U15												0.060
1977	V6-3.8	C		5021	T14PR-U15												0.060
1977	V8-4.9	Y		5021	T14PR-U15												0.060
1977	V8-5.7	R		6007	W9PR-U												0.027
1976-1975	V6-3.8	C		3037	W16PR-U												0.027
1976-1975	V8-4.3	F		6007	W9PR-U												0.027
1976-1975	V8-5.7	H		5026	T16PR-U11						4509	PTF16TT	4715	ITF16TT	5330	ITF16	0.044
1976-1975	V8-5.7	J		5026	T16PR-U11						4509	PTF16TT	4715	ITF16TT	5330	ITF16	0.044
1972	V8-5.7	H		5026	T16PR-U11						4509	PTF16TT	4715	ITF16TT	5330	ITF16	0.044
1972	V8-5.7	J		5026	T16PR-U11						4509	PTF16TT	4715	ITF16TT	5330	ITF16	0.044
1972	V8-7.5	U		5026	T16PR-U11						4509	PTF16TT	4715	ITF16TT	5330	ITF16	0.044
1971-1970	L6-4.1			5020	T14PR-U												0.035
1971-1968	V8-5.7			5025	T16PR-U						4509	PTF16TT	4715	ITF16TT	5330	ITF16	0.035
1970	V8-7.5			5025	T16PR-U						4509	PTF16TT	4715	ITF16TT	5330	ITF16	0.035
1969-1968	L6-4.1			3031	W16EXR-U	3004	P16R				4501	PW16TT	4708	IW16TT	5305	IW16	0.032
1968-1967	V8-6.6			5025	T16PR-U						4509	PTF16TT	4715	ITF16TT	5330	ITF16	0.035
1967-1966	V8-5.6			4192	W16FPR-U										5359	IWF16	0.027



YEAR ANNEE AÑO	CYL	ENGINE MOTEUR MOTOR	NOTES/NOTAS	OE Types						Twin-Tip (TT) Technology				High Performance		GAP ECART. BRECHA	
				U-GROOVE (Standard)		DOUBLE PLATINUM		IRIDIUM LONG-LIFE		PLATINUM TT		IRIDIUM TT		IRIDIUM POWER / IRIDIUM RACING			
				STOCK STOCK BOLSA	PLUG BOUGIE BUJIA	STOCK STOCK BOLSA	PLUG BOUGIE BUJIA	STOCK STOCK BOLSA	PLUG BOUGIE BUJIA	STOCK STOCK BOLSA	PLUG BOUGIE BUJIA	STOCK STOCK BOLSA	PLUG BOUGIE BUJIA	STOCK STOCK BOLSA	PLUG BOUGIE BUJIA		
BUICK [continued]																	
SKYLARK [continued]																	
1967-1965	V8-4.9			6021	W14PR-U												0.027
1967-1964	V6-3.7			3037	W16PR-U												0.027
1966-1965	V8-6.6			3037	W16PR-U												0.027
1964	V8-4.9			4192	W16FPR-U										5359	IWF16	0.027
1963-1962	V6-3.2			3037	W16PR-U												0.027
1963-1962	V8-3.5			4192	W16FPR-U										5359	IWF16	0.027
1961	V8-3.5			6021	W14PR-U												0.027
1954	V8-5.3			6021	W14PR-U												0.027
SOMERSET																	
1987-1986	L4-2.5	U		5037	T20PR-U15					4510	PTF20TT	4716	ITF20TT	5331	ITF20		0.060
1987-1986	V6-3.0	L		5022	T16EPR-U	5091	PT16EPR10			4511	PT16TT	4713	IT16TT	5325	IT16		0.032
SOMERSET REGAL																	
1985	L4-2.5	U		5037	T20PR-U15					4510	PTF20TT	4716	ITF20TT	5331	ITF20		0.060
1985	V6-3.0	L		5022	T16EPR-U	5091	PT16EPR10			4511	PT16TT	4713	IT16TT	5325	IT16		0.032
SPECIAL																	
1969-1968	L6-4.1			3031	W16EXR-U	3004	P16R			4501	PW16TT	4708	IW16TT	5305	IW16		0.032
1969-1968	V8-5.7			5025	T16PR-U					4509	PTF16TT	4715	ITF16TT	5330	ITF16		0.035
1967-1965	V8-4.9			6021	W14PR-U												0.027
1967-1964	V6-3.7			3037	W16PR-U												0.027
1964	V8-4.9			4192	W16FPR-U									5359	IWF16		0.027
1963-1962	V6-3.2			3037	W16PR-U												0.027
1963-1962	V8-3.5			4192	W16FPR-U									5359	IWF16		0.027
1961	V8-3.5			6021	W14PR-U												0.027
1958-1957	V8-6.0			6021	W14PR-U												0.027
1956	V8-5.3			6021	W14PR-U												0.027
1955-1954	V8-4.3			6021	W14PR-U												0.027
1953-1951	L8-4.3			6021	W14PR-U												0.027
SPORTWAGON																	
1972	V8-5.7	H		5026	T16PR-U11					4509	PTF16TT	4715	ITF16TT	5330	ITF16		0.044
1972	V8-5.7	J		5026	T16PR-U11					4509	PTF16TT	4715	ITF16TT	5330	ITF16		0.044
1971-1968	V8-5.7			5025	T16PR-U					4509	PTF16TT	4715	ITF16TT	5330	ITF16		0.035
1970	V8-7.5			5025	T16PR-U					4509	PTF16TT	4715	ITF16TT	5330	ITF16		0.035
1968	V8-6.6			5025	T16PR-U					4509	PTF16TT	4715	ITF16TT	5330	ITF16		0.035
1967	V8-5.6			3037	W16PR-U												0.027
1966	V8-5.6			4192	W16FPR-U									5359	IWF16		0.027
1965-1964	V6-3.7			3037	W16PR-U												0.027
1965	V8-4.9			6021	W14PR-U												0.027
1964	V8-4.9			4192	W16FPR-U									5359	IWF16		0.027
SUPER																	
1958-1957	V8-6.0			6021	W14PR-U												0.027



YEAR ANEE AÑO	CYL	ENGINE MOTEUR MOTOR	NOTES/NOTAS	OE Types						Twin-Tip (TT) Technology				High Performance		GAP ECART. BRECHA	
				U-GROOVE (Standard)		DOUBLE PLATINUM		IRIDIUM LONG-LIFE		PLATINUM TT		IRIDIUM TT		IRIDIUM POWER / IRIDIUM RACING			
				STOCK STOCK BOLSA	PLUG BOUGIE BUJIA	STOCK STOCK BOLSA	PLUG BOUGIE BUJIA	STOCK STOCK BOLSA	PLUG BOUGIE BUJIA	STOCK STOCK BOLSA	PLUG BOUGIE BUJIA	STOCK STOCK BOLSA	PLUG BOUGIE BUJIA	STOCK STOCK BOLSA	PLUG BOUGIE BUJIA		
BUICK [continued]																	
SUPER [continued]																	
1956-1953	V8-5.3			6021	W14PR-U												0.027
1952-1951	L8-4.3			6021	W14PR-U												0.027
TERRAZA																	
2007-2006	V6-3.9	1						5090	ZTJ16R10	4511	PT16TT	4713	IT16TT	5325	IT16		0.040
2007	V6-3.9	W						5090	ZTJ16R10	4511	PT16TT	4713	IT16TT	5325	IT16		0.040
2006-2005	V6-3.5	L								4511	PT16TT	4713	IT16TT	5325	IT16		0.040
VERANO																	
2015-2013	L4-2.0	LHU	T							4513	PTV16TT	4718	ITV16TT	5338	ITV16		0.040
2015-2013	L4-2.4	LEA								4513	PTV16TT	4718	ITV16TT	5338	ITV16		0.040
2012	L4-2.4	LEA										4718	ITV16TT	5338	ITV16		0.040
WILDCAT																	
1970	V8-7.5			5025	T16PR-U					4509	PTF16TT	4715	ITF16TT	5330	ITF16		0.035
1969-1967	V8-7.0			5025	T16PR-U					4509	PTF16TT	4715	ITF16TT	5330	ITF16		0.035
1966-1964	V8-7.0			3037	W16PR-U												0.027
1966-1963	V8-6.6			3037	W16PR-U												0.027
CADILLAC																	
60 SPECIAL																	
1993	V8-4.9	B		5023	T16EPR-U15	5070	PT16EPR-L13			4511	PT16TT	4713	IT16TT	5325	IT16		0.060
ALLANTE																	
1993	V8-4.6	9		5023	T16EPR-U15	5070	PT16EPR-L13			4511	PT16TT	4713	IT16TT	5325	IT16		0.060
1992-1989	V8-4.5	8		5023	T16EPR-U15	5070	PT16EPR-L13			4511	PT16TT	4713	IT16TT	5325	IT16		0.060
1988-1987	V8-4.1	7		5023	T16EPR-U15	5070	PT16EPR-L13			4511	PT16TT	4713	IT16TT	5325	IT16		0.060
ATS																	
2015-2013	L4-2.0	LTG	T									4719	ITV20TT	5339	ITV20		0.040
2015-2013	V6-3.6	LFX										4719	ITV20TT	5339	ITV20		0.040
2013	L4-2.5	LCV										4718	ITV16TT	5338	ITV16		0.040
BROUGHAM																	
1992-1990	V8-5.7	7		5035	T20PR-U					4510	PTF20TT	4716	ITF20TT	5331	ITF20		0.035
1992	V8-5.0	E		5025	T16PR-U					4509	PTF16TT	4715	ITF16TT	5330	ITF16		0.035
1991	V8-5.0	E		5035	T20PR-U					4510	PTF20TT	4716	ITF20TT	5331	ITF20		0.035
1990-1989	V8-5.0	9		5017	Q16PR-U15	3005	PQ16R			4507	PQ16TT	4706	IQ16TT	5301	IQ16		0.060
1990-1987	V8-5.0	Y		5017	Q16PR-U15	3005	PQ16R			4507	PQ16TT	4706	IQ16TT	5301	IQ16		0.060
1987	V8-5.0	9		5017	Q16PR-U15	3005	PQ16R			4507	PQ16TT	4706	IQ16TT	5301	IQ16		0.060
CALAIS																	
1976-1975	V8-8.2	S		3015	W14EXR-U15												0.060
1974	V8-7.7	R		3013	W14EXR-U												0.032
1973-1972	V8-7.7	R		3031	W16EXR-U	3004	P16R			4501	PW16TT	4708	IW16TT	5305	IW16		0.032
1971-1968	V8-7.7			3031	W16EXR-U	3004	P16R			4501	PW16TT	4708	IW16TT	5305	IW16		0.032
1967-1965	V8-7.0			6021	W14PR-U												0.027



YEAR ANNEE AÑO	CYL	ENGINE MOTEUR MOTOR	NOTES/NOTAS	OE Types						Twin-Tip (TT) Technology				High Performance		GAP ECART. BRECHA	
				U-GROOVE (Standard)		DOUBLE PLATINUM		IRIDIUM LONG-LIFE		PLATINUM TT		IRIDIUM TT		IRIDIUM POWER / IRIDIUM RACING			
				STOCK STOCK BOLSA	PLUG BOUGIE BUJIA	STOCK STOCK BOLSA	PLUG BOUGIE BUJIA	STOCK STOCK BOLSA	PLUG BOUGIE BUJIA	STOCK STOCK BOLSA	PLUG BOUGIE BUJIA	STOCK STOCK BOLSA	PLUG BOUGIE BUJIA	STOCK STOCK BOLSA	PLUG BOUGIE BUJIA		
CADILLAC [continued]																	
CATERA																	
2001-2000	V6-3.0	R		3329	K16TNR-S9												0.035
1999-1997	V6-3.0	R		5063	K20TXR					4504	PK20TT	4702	IK20TT	5304	IK20		0.040
CIMARRON																	
1988-1986	V6-2.8	W		5032	T20EPR-U					4512	PT20TT	4714	IT20TT	5326	IT20		0.032
1986-1983	L4-2.0	P		5035	T20PR-U					4510	PTF20TT	4716	ITF20TT	5331	ITF20		0.035
1985	V6-2.8	W		5035	T20PR-U					4510	PTF20TT	4716	ITF20TT	5331	ITF20		0.035
1982	L4-1.8	G		5035	T20PR-U					4510	PTF20TT	4716	ITF20TT	5331	ITF20		0.035
COMMERCIAL CHASSIS																	
1981-1980	V8-6.0	6		3015	W14EXR-U15												0.060
1979-1977	V8-7.0	S		3015	W14EXR-U15												0.060
1978-1977	V8-7.0	T		3015	W14EXR-U15												0.060
1976	V8-8.2	S		3015	W14EXR-U15												0.060
CTS																	
2015-2014	L4-2.0	LTG	T									4719	ITV20TT	5339	ITV20		0.040
2015-2014	V6-3.6	LF3	T											5340	ITV22		0.032
2015-2013	V8-6.2	LSA	S							4512	PT20TT	4714	IT20TT	5326	IT20		0.040
2015-2012	V6-3.6	LFX										4719	ITV20TT	5339	ITV20		0.040
2014-2012	V6-3.0	LFW										4719	ITV20TT	5339	ITV20		0.040
2012-2011	V8-6.2	LSA	S									4714	IT20TT	5326	IT20		0.040
2011-2010	V6-3.0	LF1										4719	ITV20TT	5339	ITV20		0.040
2011-2010	V6-3.6	LLT										4719	ITV20TT	5339	ITV20		0.040
2010	V8-6.2	LSA	S							4512	PT20TT	4714	IT20TT	5326	IT20		0.040
2009-2008	V6-3.6	LLT				5068	PT16VR13			4513	PTV16TT	4718	ITV16TT	5338	ITV16		0.050
2009-2007	V6-3.6	7				5068	PT16VR13			4513	PTV16TT	4718	ITV16TT	5338	ITV16		0.050
2009	V8-6.2	LSA	S									4714	IT20TT	5326	IT20		0.040
2007-2006	V8-6.0	U						5090	ZTJ16R10	4511	PT16TT	4713	IT16TT	5325	IT16		0.040
2007	V6-2.8	T				5068	PT16VR13			4513	PTV16TT	4718	ITV16TT	5338	ITV16		0.050
2006-2005	V6-2.8	T										4719	ITV20TT	5339	ITV20		0.040
2006	V6-3.6	7				5068	PT16VR13					4719	ITV20TT	5339	ITV20		0.050
2005-2004	V6-3.6	7										4719	ITV20TT	5339	ITV20		0.040
2005-2004	V8-5.7	S						5090	ZTJ16R10	4511	PT16TT	4713	IT16TT	5325	IT16		0.040
2004-2003	V6-3.2	N		5063	K20TXR					4504	PK20TT	4702	IK20TT	5304	IK20		0.040
DEVILLE																	
2005-2000	V8-4.6	9		5023	T16EPR-U15	5092	PT16EPR13			4511	PT16TT	4713	IT16TT	5325	IT16		0.050
2005-2000	V8-4.6	Y		5023	T16EPR-U15	5092	PT16EPR13			4511	PT16TT	4713	IT16TT	5325	IT16		0.050
1999-1996	V8-4.6	9		5023	T16EPR-U15	5070	PT16EPR-L13			4511	PT16TT	4713	IT16TT	5325	IT16		0.050
1999-1996	V8-4.6	Y		5023	T16EPR-U15	5070	PT16EPR-L13			4511	PT16TT	4713	IT16TT	5325	IT16		0.050
1995-1994	V8-4.6	Y		5023	T16EPR-U15	5070	PT16EPR-L13			4511	PT16TT	4713	IT16TT	5325	IT16		0.060
1995-1991	V8-4.9	B		5023	T16EPR-U15	5070	PT16EPR-L13			4511	PT16TT	4713	IT16TT	5325	IT16		0.060
1990	V8-4.5	3		5023	T16EPR-U15	5070	PT16EPR-L13			4511	PT16TT	4713	IT16TT	5325	IT16		0.060



YEAR ANEE AÑO	CYL	ENGINE MOTEUR MOTOR	NOTES/NOTAS	OE Types						Twin-Tip (TT) Technology				High Performance		GAP ECART. BRECHA
				U-GROOVE (Standard)		DOUBLE PLATINUM		IRIDIUM LONG-LIFE		PLATINUM TT		IRIDIUM TT		IRIDIUM POWER / IRIDIUM RACING		
				STOCK STOCK BOLSA	PLUG BOUCIE BUJIA	STOCK STOCK BOLSA	PLUG BOUCIE BUJIA	STOCK STOCK BOLSA	PLUG BOUCIE BUJIA	STOCK STOCK BOLSA	PLUG BOUCIE BUJIA	STOCK STOCK BOLSA	PLUG BOUCIE BUJIA	STOCK STOCK BOLSA	PLUG BOUCIE BUJIA	
CADILLAC [continued]																
DEVILLE [continued]																
1989-1988	V8-4.5	5		5023	T16EPR-U15	5070	PT16EPR-L13			4511	PT16TT	4713	IT16TT	5325	IT16	0.060
1987-1982	V8-4.1	8		5023	T16EPR-U15	5070	PT16EPR-L13			4511	PT16TT	4713	IT16TT	5325	IT16	0.060
1982-1980	V6-4.1	4		5027	T16PR-U15					4509	PTF16TT	4715	ITF16TT	5330	ITF16	0.060
1981	V8-6.0	9		3015	W14EXR-U15											0.060
1980	V8-6.0	6		3015	W14EXR-U15											0.060
1979-1977	V8-7.0	S		3015	W14EXR-U15											0.060
1979-1977	V8-7.0	T		3015	W14EXR-U15											0.060
1976-1974	V8-8.2	S		3015	W14EXR-U15											0.060
1974	V8-7.7	R		3013	W14EXR-U											0.032
1973-1972	V8-7.7	R		3031	W16EXR-U	3004	P16R			4501	PW16TT	4708	IW16TT	5305	IW16	0.032
1971-1968	V8-7.7			3031	W16EXR-U	3004	P16R			4501	PW16TT	4708	IW16TT	5305	IW16	0.032
1967-1964	V8-7.0			6021	W14PR-U											0.027
1963-1959	V8-6.4			6021	W14PR-U											0.027
1958	V8-6.0			6021	W14PR-U											0.027
1956	V8-6.0			6021	W14PR-U											0.027
1955	V8-5.4			6021	W14PR-U											0.027
1954-1953	V8-5.4			6007	W9PR-U											0.027
DTS																
2011	V8-4.6	L37				5092	PT16EPR13					4713	IT16TT	5325	IT16	0.050
2011	V8-4.6	LD8				5092	PT16EPR13					4713	IT16TT	5325	IT16	0.050
2010-2006	V8-4.6	Y		5023	T16EPR-U15	5092	PT16EPR13			4511	PT16TT	4713	IT16TT	5325	IT16	0.050
2009-2006	V8-4.6	9		5023	T16EPR-U15	5092	PT16EPR13			4511	PT16TT	4713	IT16TT	5325	IT16	0.050
ELDORADO																
2002-2000	V8-4.6	9		5023	T16EPR-U15	5092	PT16EPR13			4511	PT16TT	4713	IT16TT	5325	IT16	0.050
2002-2000	V8-4.6	Y		5023	T16EPR-U15	5092	PT16EPR13			4511	PT16TT	4713	IT16TT	5325	IT16	0.050
1999-1996	V8-4.6	9		5023	T16EPR-U15	5070	PT16EPR-L13			4511	PT16TT	4713	IT16TT	5325	IT16	0.050
1999-1996	V8-4.6	Y		5023	T16EPR-U15	5070	PT16EPR-L13			4511	PT16TT	4713	IT16TT	5325	IT16	0.050
1995-1993	V8-4.6	9		5023	T16EPR-U15	5070	PT16EPR-L13			4511	PT16TT	4713	IT16TT	5325	IT16	0.060
1995-1993	V8-4.6	Y		5023	T16EPR-U15	5070	PT16EPR-L13			4511	PT16TT	4713	IT16TT	5325	IT16	0.060
1993-1991	V8-4.9	B		5023	T16EPR-U15	5070	PT16EPR-L13			4511	PT16TT	4713	IT16TT	5325	IT16	0.060
1990	V8-4.5	3		5023	T16EPR-U15	5070	PT16EPR-L13			4511	PT16TT	4713	IT16TT	5325	IT16	0.060
1989-1988	V8-4.5	5		5023	T16EPR-U15	5070	PT16EPR-L13			4511	PT16TT	4713	IT16TT	5325	IT16	0.060
1987-1982	V8-4.1	8		5023	T16EPR-U15	5070	PT16EPR-L13			4511	PT16TT	4713	IT16TT	5325	IT16	0.060
1982-1981	V6-4.1	4		5027	T16PR-U15					4509	PTF16TT	4715	ITF16TT	5330	ITF16	0.060
1981-1980	V8-6.0	9		3015	W14EXR-U15											0.060
1980	V8-5.7	8		6007	W9PR-U											0.027
1979	V8-5.7	B		6007	W9PR-U											0.027
1978-1977	V8-7.0	S		3015	W14EXR-U15											0.060
1978-1977	V8-7.0	T		3015	W14EXR-U15											0.060
1976-1974	V8-8.2	S		3015	W14EXR-U15											0.060
1973-1972	V8-8.2	S		3031	W16EXR-U	3004	P16R			4501	PW16TT	4708	IW16TT	5305	IW16	0.032



YEAR ANNEE AÑO	CYL	ENGINE MOTEUR MOTOR	NOTES/NOTAS	OE Types						Twin-Tip (TT) Technology				High Performance		GAP ECART. BRECHA
				U-GROOVE (Standard)		DOUBLE PLATINUM		IRIDIUM LONG-LIFE		PLATINUM TT		IRIDIUM TT		IRIDIUM POWER / IRIDIUM RACING		
				STOCK STOCK BOLSA	PLUG BOUGIE BUJIA	STOCK STOCK BOLSA	PLUG BOUGIE BUJIA	STOCK STOCK BOLSA	PLUG BOUGIE BUJIA	STOCK STOCK BOLSA	PLUG BOUGIE BUJIA	STOCK STOCK BOLSA	PLUG BOUGIE BUJIA	STOCK STOCK BOLSA	PLUG BOUGIE BUJIA	
CADILLAC [continued]																
ELDORADO [continued]																
1971-1970	V8-8.2			3031	W16EXR-U	3004	P16R			4501	PW16TT	4708	IW16TT	5305	IW16	0.032
1969-1968	V8-7.7			3031	W16EXR-U	3004	P16R			4501	PW16TT	4708	IW16TT	5305	IW16	0.032
1967-1964	V8-7.0			6021	W14PR-U											0.027
1963-1959	V8-6.4			6021	W14PR-U											0.027
1958-1956	V8-6.0			6021	W14PR-U											0.027
1955	V8-5.4			6021	W14PR-U											0.027
1954-1953	V8-5.4			6007	W9PR-U											0.027
ELR																
2014	L4-1.4	LUU						3403	SK20PR-A8	4504	PK20TT	4702	IK20TT	5304	IK20	0.032
ESCALADE																
2015	V8-6.2	L86								4513	PTV16TT	4718	ITV16TT	5338	ITV16	0.040
2014-2013	V8-6.2	L94						5090	ZTJ16R10	4511	PT16TT	4713	IT16TT	5325	IT16	0.040
2013	V8-6.0	LZ1						5090	ZTJ16R10	4511	PT16TT	4713	IT16TT	5325	IT16	0.040
2012-2011	V8-6.0	LZ1						5090	ZTJ16R10			4713	IT16TT	5325	IT16	0.040
2012-2011	V8-6.2	L94						5090	ZTJ16R10			4713	IT16TT	5325	IT16	0.040
2010	V8-6.0	LZ1						5090	ZTJ16R10	4511	PT16TT	4713	IT16TT	5325	IT16	0.040
2010	V8-6.2	L94						5090	ZTJ16R10	4511	PT16TT	4713	IT16TT	5325	IT16	0.040
2009	V8-6.0	LFA						5090	ZTJ16R10	4511	PT16TT	4713	IT16TT	5325	IT16	0.040
2009	V8-6.2	L9H						5090	ZTJ16R10	4511	PT16TT	4713	IT16TT	5325	IT16	0.040
2008-2007	V8-6.2	L92						5090	ZTJ16R10	4511	PT16TT	4713	IT16TT	5325	IT16	0.040
2006-2002	V8-6.0	N						5090	ZTJ16R10	4511	PT16TT	4713	IT16TT	5325	IT16	0.040
2005-2002	V8-5.3	T						5090	ZTJ16R10	4511	PT16TT	4713	IT16TT	5325	IT16	0.040
2000-1999	V8-5.7	R		5023	T16EPR-U15	5070	PT16EPR-L13			4511	PT16TT	4713	IT16TT	5325	IT16	0.050
ESCALADE ESV																
2015	V8-6.2	L86								4513	PTV16TT	4718	ITV16TT	5338	ITV16	0.040
2014-2013	V8-6.2	L94						5090	ZTJ16R10	4511	PT16TT	4713	IT16TT	5325	IT16	0.040
2011	V8-6.2	F						5090	ZTJ16R10			4713	IT16TT	5325	IT16	0.040
ESCALADE EXT																
2013	V8-6.2	L94						5090	ZTJ16R10	4511	PT16TT	4713	IT16TT	5325	IT16	0.040
2012	V8-6.2	L94						5090	ZTJ16R10			4713	IT16TT	5325	IT16	0.040
2011	V8-6.2	F						5090	ZTJ16R10			4713	IT16TT	5325	IT16	0.040
FLEETWOOD																
1996	V8-5.7	P		5023	T16EPR-U15	5070	PT16EPR-L13			4511	PT16TT	4713	IT16TT	5325	IT16	0.050
1995-1994	V8-5.7	P		5023	T16EPR-U15	5070	PT16EPR-L13			4511	PT16TT	4713	IT16TT	5325	IT16	0.060
1993-1992	V8-5.7	7		5035	T20PR-U					4510	PTF20TT	4716	ITF20TT	5331	ITF20	0.035
1993-1991	V8-4.9	B		5023	T16EPR-U15	5070	PT16EPR-L13			4511	PT16TT	4713	IT16TT	5325	IT16	0.060
1990	V8-4.5	3		5023	T16EPR-U15	5070	PT16EPR-L13			4511	PT16TT	4713	IT16TT	5325	IT16	0.060
1989-1988	V8-4.5	5		5023	T16EPR-U15	5070	PT16EPR-L13			4511	PT16TT	4713	IT16TT	5325	IT16	0.060
1987-1982	V8-4.1	8		5023	T16EPR-U15	5070	PT16EPR-L13			4511	PT16TT	4713	IT16TT	5325	IT16	0.060
1986	V8-5.0	Y		5017	Q16PR-U15	3005	PQ16R			4507	PQ16TT	4706	IQ16TT	5301	IQ16	0.060



YEAR ANEE AÑO	CYL	ENGINE MOTEUR MOTOR	NOTES/NOTAS	OE Types						Twin-Tip (TT) Technology				High Performance		GAP ECART. BRECHA	
				U-GROOVE (Standard)		DOUBLE PLATINUM		IRIDIUM LONG-LIFE		PLATINUM TT		IRIDIUM TT		IRIDIUM POWER / IRIDIUM RACING			
				STOCK STOCK BOLSA	PLUG BOUGIE BUJIA	STOCK STOCK BOLSA	PLUG BOUGIE BUJIA	STOCK STOCK BOLSA	PLUG BOUGIE BUJIA	STOCK STOCK BOLSA	PLUG BOUGIE BUJIA	STOCK STOCK BOLSA	PLUG BOUGIE BUJIA	STOCK STOCK BOLSA	PLUG BOUGIE BUJIA		
CADILLAC [continued]																	
FLEETWOOD [continued]																	
1984-1981	V8-6.0	9		3015	W14EXR-U15												0.060
1982-1980	V6-4.1	4		5027	T16PR-U15					4509	PTF16TT	4715	ITF16TT	5330	ITF16		0.060
1982	V8-6.0			3015	W14EXR-U15												0.060
1982	V8-6.0	6		3015	W14EXR-U15												0.060
1980	V8-6.0	6		3015	W14EXR-U15												0.060
1979-1977	V8-7.0	S		3015	W14EXR-U15												0.060
1979-1977	V8-7.0	T		3015	W14EXR-U15												0.060
1976-1974	V8-8.2	S		3015	W14EXR-U15												0.060
1974	V8-7.7	R		3013	W14EXR-U												0.032
1973-1972	V8-7.7	R		3031	W16EXR-U	3004	P16R			4501	PW16TT	4708	IW16TT	5305	IW16		0.032
1971-1968	V8-7.7			3031	W16EXR-U	3004	P16R			4501	PW16TT	4708	IW16TT	5305	IW16		0.032
1967-1965	V8-7.0			6021	W14PR-U												0.027
SERIES 60 FLEETWOOD																	
1964	V8-7.0			6021	W14PR-U												0.027
1963-1959	V8-6.4			6021	W14PR-U												0.027
1958-1956	V8-6.0			6021	W14PR-U												0.027
1955	V8-5.4			6021	W14PR-U												0.027
1954-1950	V8-5.4			6007	W9PR-U												0.027
SERIES 61																	
1951-1950	V8-5.4			6007	W9PR-U												0.027
SERIES 62																	
1964	V8-7.0			6021	W14PR-U												0.027
1963-1959	V8-6.4			6021	W14PR-U												0.027
1958-1956	V8-6.0			6021	W14PR-U												0.027
1955	V8-5.4			6021	W14PR-U												0.027
1954-1952	V8-5.4			6007	W9PR-U												0.027
SERIES 70 FLEETWOOD ELDORADO																	
1958	V8-6.0			6021	W14PR-U												0.027
SERIES 75 FLEETWOOD																	
1964	V8-7.0			6021	W14PR-U												0.027
1963-1959	V8-6.4			6021	W14PR-U												0.027
1958-1956	V8-6.0			6021	W14PR-U												0.027
1955	V8-5.4			6021	W14PR-U												0.027
1954-1950	V8-5.4			6007	W9PR-U												0.027
SEVILLE																	
2004-2000	V8-4.6	Y		5023	T16EPR-U15	5092	PT16EPR13			4511	PT16TT	4713	IT16TT	5325	IT16		0.050
2003-2000	V8-4.6	9		5023	T16EPR-U15	5092	PT16EPR13			4511	PT16TT	4713	IT16TT	5325	IT16		0.050
1999-1996	V8-4.6	9		5023	T16EPR-U15	5070	PT16EPR-L13			4511	PT16TT	4713	IT16TT	5325	IT16		0.050
1999-1996	V8-4.6	Y		5023	T16EPR-U15	5070	PT16EPR-L13			4511	PT16TT	4713	IT16TT	5325	IT16		0.050
1995-1994	V8-4.6	Y		5023	T16EPR-U15	5070	PT16EPR-L13			4511	PT16TT	4713	IT16TT	5325	IT16		0.060



YEAR ANNEE AÑO	CYL	ENGINE MOTEUR MOTOR	NOTES/NOTAS	OE Types						Twin-Tip (TT) Technology				High Performance		GAP ECART. BRECHA
				U-GROOVE (Standard)		DOUBLE PLATINUM		IRIDIUM LONG-LIFE		PLATINUM TT		IRIDIUM TT		IRIDIUM POWER / IRIDIUM RACING		
				STOCK STOCK BOLSA	PLUG BOUGIE BUJIA	STOCK STOCK BOLSA	PLUG BOUGIE BUJIA	STOCK STOCK BOLSA	PLUG BOUGIE BUJIA	STOCK STOCK BOLSA	PLUG BOUGIE BUJIA	STOCK STOCK BOLSA	PLUG BOUGIE BUJIA	STOCK STOCK BOLSA	PLUG BOUGIE BUJIA	
CADILLAC [continued]																
SEVILLE [continued]																
1995-1993	V8-4.6	9		5023	T16EPR-U15	5070	PT16EPR-L13			4511	PT16TT	4713	IT16TT	5325	IT16	0.060
1993-1991	V8-4.9	B		5023	T16EPR-U15	5070	PT16EPR-L13			4511	PT16TT	4713	IT16TT	5325	IT16	0.060
1990	V8-4.5	3		5023	T16EPR-U15	5070	PT16EPR-L13			4511	PT16TT	4713	IT16TT	5325	IT16	0.060
1989-1988	V8-4.5	5		5023	T16EPR-U15	5070	PT16EPR-L13			4511	PT16TT	4713	IT16TT	5325	IT16	0.060
1987-1982	V8-4.1	8		5023	T16EPR-U15	5070	PT16EPR-L13			4511	PT16TT	4713	IT16TT	5325	IT16	0.060
1982-1981	V6-4.1	4		5027	T16PR-U15					4509	PTF16TT	4715	ITF16TT	5330	ITF16	0.060
1981-1980	V8-6.0	9		3015	W14EXR-U15											0.060
1980	V8-5.7	8		6007	W9PR-U											0.027
1979-1978	V8-5.7	B		6007	W9PR-U											0.027
1977-1976	V8-5.7	R		6007	W9PR-U											0.027
SRX																
2015-2012	V6-3.6	LFX										4719	ITV20TT	5339	ITV20	0.040
2011-2010	V6-3.0	LF1										4719	ITV20TT	5339	ITV20	0.040
2010	V6-2.8	LAU	T					3421	SK20HR11			4704	IKH20TT	5344	IKH20	0.044
2009-2008	V8-4.6	A		5023	T16EPR-U15	5092	PT16EPR13			4511	PT16TT	4713	IT16TT	5325	IT16	0.050
2009-2005	V6-3.6	7				5068	PT16VR13			4513	PTV16TT	4718	ITV16TT	5338	ITV16	0.050
2007-2004	V8-4.6	A		5022	T16EPR-U	5091	PT16EPR10			4511	PT16TT	4713	IT16TT	5325	IT16	0.040
2004	V6-3.6	7		3381	K20HR-U11			3421	SK20HR11	4506	PKH20TT	4704	IKH20TT	5344	IKH20	0.044
STS																
2011-2010	V6-3.6	LLT										4719	ITV20TT	5339	ITV20	0.040
2010-2007	V8-4.6	A		5023	T16EPR-U15	5092	PT16EPR13			4511	PT16TT	4713	IT16TT	5325	IT16	0.050
2009-2008	V6-3.6	LLT				5068	PT16VR13			4513	PTV16TT	4718	ITV16TT	5338	ITV16	0.050
2009-2006	V8-4.4	D	S											5327	IT22	0.032
2008	V6-3.6	V				5068	PT16VR13			4513	PTV16TT	4718	ITV16TT	5338	ITV16	0.050
2007-2006	V6-3.6	7				5068	PT16VR13			4513	PTV16TT	4718	ITV16TT	5338	ITV16	0.050
2006-2005	V8-4.6	A		5022	T16EPR-U	5091	PT16EPR10			4511	PT16TT	4713	IT16TT	5325	IT16	0.040
2005	V6-3.6	7		3381	K20HR-U11			3421	SK20HR11	4506	PKH20TT	4704	IKH20TT	5344	IKH20	0.044
XLR																
2009-2006	V8-4.4	D	S											5327	IT22	0.032
2009	V8-4.6	A		5023	T16EPR-U15	5092	PT16EPR13					4713	IT16TT	5325	IT16	0.050
2008-2007	V8-4.6	A		5023	T16EPR-U15	5092	PT16EPR13			4511	PT16TT	4713	IT16TT	5325	IT16	0.050
2006-2004	V8-4.6	A		5022	T16EPR-U	5091	PT16EPR10			4511	PT16TT	4713	IT16TT	5325	IT16	0.040
XTS																
2015-2014	V6-3.6	LF3	T											5340	ITV22	0.032
2015-2013	V6-3.6	LFX										4719	ITV20TT	5339	ITV20	0.040
CHECKER																
MARATHON																
1982-1980	V6-3.8			5026	T16PR-U11					4509	PTF16TT	4715	ITF16TT	5330	ITF16	0.044
1982-1980	V8-4.4			5026	T16PR-U11					4509	PTF16TT	4715	ITF16TT	5330	ITF16	0.044



YEAR ANNEE AÑO	CYL	ENGINE MOTEUR MOTOR	NOTES/NOTAS	OE Types						Twin-Tip (TT) Technology				High Performance		GAP ECART. BRECHA		
				U-GROOVE (Standard)		DOUBLE PLATINUM		IRIDIUM LONG-LIFE		PLATINUM TT		IRIDIUM TT		IRIDIUM POWER / IRIDIUM RACING				
				STOCK STOCK BOLSA	PLUG BOUGIE BUJIA	STOCK STOCK BOLSA	PLUG BOUGIE BUJIA	STOCK STOCK BOLSA	PLUG BOUGIE BUJIA	STOCK STOCK BOLSA	PLUG BOUGIE BUJIA	STOCK STOCK BOLSA	PLUG BOUGIE BUJIA	STOCK STOCK BOLSA	PLUG BOUGIE BUJIA			
CHECKER [continued]																		
MARATHON [continued]																		
1982-1978	V8-5.0			5026	T16PR-U11							4509	PTF16TT	4715	ITF16TT	5330	ITF16	0.044
1979-1976	L6-4.1			5020	T14PR-U													0.035
1979-1969	V8-5.7			5026	T16PR-U11							4509	PTF16TT	4715	ITF16TT	5330	ITF16	0.044
1975-1970	L6-4.1			5025	T16PR-U							4509	PTF16TT	4715	ITF16TT	5330	ITF16	0.035
1969-1968	V8-5.4			3037	W16PR-U													0.027
1969	L6-4.1			3031	W16EXR-U	3004	P16R					4501	PW16TT	4708	IW16TT	5305	IW16	0.032
1968	L6-3.8			3031	W16EXR-U	3004	P16R					4501	PW16TT	4708	IW16TT	5305	IW16	0.032
1968	V8-5.0			3037	W16PR-U													0.027
CHEVROLET																		
ASTRO																		
2005-2002	V6-4.3	X		5023	T16EPR-U15	5070	PT16EPR-L13					4511	PT16TT	4713	IT16TT	5325	IT16	0.050
2001-1996	V6-4.3	W		5023	T16EPR-U15	5070	PT16EPR-L13					4511	PT16TT	4713	IT16TT	5325	IT16	0.050
1995-1992	V6-4.3	W		5035	T20PR-U							4510	PTF20TT	4716	ITF20TT	5331	ITF20	0.035
1994-1991	V6-4.3	Z		5035	T20PR-U							4510	PTF20TT	4716	ITF20TT	5331	ITF20	0.035
1991-1990	V6-4.3	B		5035	T20PR-U							4510	PTF20TT	4716	ITF20TT	5331	ITF20	0.035
1990-1986	V6-4.3	Z		5025	T16PR-U							4509	PTF16TT	4715	ITF16TT	5330	ITF16	0.035
1990-1985	L4-2.5	E		5037	T20PR-U15							4510	PTF20TT	4716	ITF20TT	5331	ITF20	0.060
1985	V6-4.3	N		5035	T20PR-U							4510	PTF20TT	4716	ITF20TT	5331	ITF20	0.035
AVALANCHE																		
2013	V8-5.3	LC9						5090	ZTJ16R10			4511	PT16TT	4713	IT16TT	5325	IT16	0.040
2013	V8-5.3	LMG						5090	ZTJ16R10			4511	PT16TT	4713	IT16TT	5325	IT16	0.040
2012-2011	V8-5.3	LC9						5090	ZTJ16R10					4713	IT16TT	5325	IT16	0.040
2012-2011	V8-5.3	LMG						5090	ZTJ16R10					4713	IT16TT	5325	IT16	0.040
2010-2007	V8-5.3	LMG						5090	ZTJ16R10			4511	PT16TT	4713	IT16TT	5325	IT16	0.040
2009-2007	V8-5.3	LC9						5090	ZTJ16R10			4511	PT16TT	4713	IT16TT	5325	IT16	0.040
2009-2007	V8-5.3	LY5						5090	ZTJ16R10			4511	PT16TT	4713	IT16TT	5325	IT16	0.040
2009-2007	V8-6.0	L76						5090	ZTJ16R10			4511	PT16TT	4713	IT16TT	5325	IT16	0.040
AVALANCHE 1500																		
2006	V8-5.3	L59						5090	ZTJ16R10			4511	PT16TT	4713	IT16TT	5325	IT16	0.040
2005	V8-5.3	Z						5090	ZTJ16R10			4511	PT16TT	4713	IT16TT	5325	IT16	0.040
2004-2002	V8-5.3	T						5090	ZTJ16R10			4511	PT16TT	4713	IT16TT	5325	IT16	0.040
AVALANCHE 2500																		
2006-2002	V8-8.1	G					5071	TJ14R-P15				4511	PT16TT	4713	IT16TT	5325	IT16	0.060
AVEO																		
2011-2009	L4-1.6	LXV		3132	KJ16CR-L11	3246	PKJ16CR-L11	3396	SKJ16CR-L11	4503	PK16TT	4701	IK16TT	5357	IK16L	0.044		
2008-2004	L4-1.6	6		3121	K20PR-U11	3168	PK20PR11	3443	SK20PR-L11	4504	PK20TT	4702	IK20TT	5304	IK20	0.044		
AVEOS																		
2011-2009	L4-1.6	LXV		3132	KJ16CR-L11	3246	PKJ16CR-L11	3396	SKJ16CR-L11	4503	PK16TT	4701	IK16TT	5357	IK16L	0.044		
2008	L4-1.6	6		3121	K20PR-U11	3168	PK20PR11	3443	SK20PR-L11	4504	PK20TT	4702	IK20TT	5304	IK20	0.044		



YEAR ANNEE AÑO	CYL	ENGINE MOTEUR MOTOR	NOTES/NOTAS	OE Types						Twin-Tip (TT) Technology				High Performance		GAP ECART. BRECHA
				U-GROOVE (Standard)		DOUBLE PLATINUM		IRIDIUM LONG-LIFE		PLATINUM TT		IRIDIUM TT		IRIDIUM POWER / IRIDIUM RACING		
				STOCK STOCK BOLSA	PLUG BOUGIE BUJIA	STOCK STOCK BOLSA	PLUG BOUGIE BUJIA	STOCK STOCK BOLSA	PLUG BOUGIE BUJIA	STOCK STOCK BOLSA	PLUG BOUGIE BUJIA	STOCK STOCK BOLSA	PLUG BOUGIE BUJIA	STOCK STOCK BOLSA	PLUG BOUGIE BUJIA	
CHEVROLET [continued]																
AVEO5 [continued]																
2007	L4-1.6	6		3121	K20PR-U11	3168	PK20PR11	3443	SK20PR-L11	4504	PK20TT	4702	IK20TT	5304	IK20	0.044
BEL AIR																
1981	V8-4.4	J		5026	T16PR-U11					4509	PTF16TT	4715	ITF16TT	5330	ITF16	0.044
1975-1974	V8-5.7	L		5029	T16R-U					4509	PTF16TT	4715	ITF16TT	5330	ITF16	0.035
1975-1974	V8-6.6	U		5030	T16R-U15					4509	PTF16TT	4715	ITF16TT	5330	ITF16	0.060
1975-1974	V8-7.4	Y		5029	T16R-U					4509	PTF16TT	4715	ITF16TT	5330	ITF16	0.035
1975-1972	V8-5.7	H		5029	T16R-U					4509	PTF16TT	4715	ITF16TT	5330	ITF16	0.035
1974-1972	V8-6.6	R		5029	T16R-U					4509	PTF16TT	4715	ITF16TT	5330	ITF16	0.035
1973-1972	L6-4.1	D		5029	T16R-U					4509	PTF16TT	4715	ITF16TT	5330	ITF16	0.035
1973-1972	V8-5.7	K		5029	T16R-U					4509	PTF16TT	4715	ITF16TT	5330	ITF16	0.035
1973	V8-7.4	X		5029	T16R-U					4509	PTF16TT	4715	ITF16TT	5330	ITF16	0.035
1972	V8-6.6	S		5029	T16R-U					4509	PTF16TT	4715	ITF16TT	5330	ITF16	0.035
1972	V8-7.4	V		5029	T16R-U					4509	PTF16TT	4715	ITF16TT	5330	ITF16	0.035
1971	L6-4.1			5020	T14PR-U											0.035
1971	V8-5.7			5025	T16PR-U					4509	PTF16TT	4715	ITF16TT	5330	ITF16	0.035
1971	V8-6.6			5035	T20PR-U					4510	PTF20TT	4716	ITF20TT	5331	ITF20	0.035
1971	V8-7.4			5025	T16PR-U					4509	PTF16TT	4715	ITF16TT	5330	ITF16	0.035
1970-1969	V8-5.7			3037	W16PR-U											0.027
1970	L6-4.1			5029	T16R-U					4509	PTF16TT	4715	ITF16TT	5330	ITF16	0.035
1970	V8-6.6			5038	T20R-U					4510	PTF20TT	4716	ITF20TT	5331	ITF20	0.035
1970	V8-7.4			5038	T20R-U					4510	PTF20TT	4716	ITF20TT	5331	ITF20	0.035
1969-1968	V8-7.0			3066	W20EXR-U	3229	P20R8			4502	PW20TT	4709	IW20TT	5306	IW20	0.032
1969-1966	V8-6.5			3066	W20EXR-U	3229	P20R8			4502	PW20TT	4709	IW20TT	5306	IW20	0.032
1969-1965	L6-4.1			3031	W16EXR-U	3004	P16R			4501	PW16TT	4708	IW16TT	5305	IW16	0.032
1969	V8-5.4	FB		3037	W16PR-U											0.027
1968	V8-5.0	ME		5044	W16S-U											0.027
1968	V8-5.4	HJ		6021	W14PR-U											0.027
1967-1962	V8-5.3			6021	W14PR-U											0.027
1967-1960	V8-4.6			3037	W16PR-U											0.027
1967	V8-7.0			6021	W14PR-U											0.027
1966	V8-7.0			3066	W20EXR-U	3229	P20R8			4502	PW20TT	4709	IW20TT	5306	IW20	0.032
1965-1961	L6-3.8			3031	W16EXR-U	3004	P16R			4501	PW16TT	4708	IW16TT	5305	IW16	0.032
1965-1961	V8-6.7			3031	W16EXR-U	3004	P16R			4501	PW16TT	4708	IW16TT	5305	IW16	0.032
1961-1958	V8-5.7			3066	W20EXR-U	3229	P20R8			4502	PW20TT	4709	IW20TT	5306	IW20	0.032
1959-1957	V8-4.6			3075	W20S-U											0.027
1957-1955	V8-4.3			3037	W16PR-U											0.027
BERETTA																
1996-1995	L4-2.2	4				5071	TJ14R-P15			4511	PT16TT	4713	IT16TT	5325	IT16	0.060
1996	V6-3.1	M		5023	T16EPR-U15	5070	PT16EPR-L13			4511	PT16TT	4713	IT16TT	5325	IT16	0.050
1995-1994	V6-3.1	M		5023	T16EPR-U15	5070	PT16EPR-L13			4511	PT16TT	4713	IT16TT	5325	IT16	0.060
1994-1992	L4-2.2	4		5022	T16EPR-U	5091	PT16EPR10			4511	PT16TT	4713	IT16TT	5325	IT16	0.032



YEAR ANEE AÑO	CYL	ENGINE MOTEUR MOTOR	NOTES/NOTAS	OE Types						Twin-Tip (TT) Technology				High Performance		GAP ECART. BRECHA
				U-GROOVE (Standard)		DOUBLE PLATINUM		IRIDIUM LONG-LIFE		PLATINUM TT		IRIDIUM TT		IRIDIUM POWER / IRIDIUM RACING		
				STOCK STOCK BOLSA	PLUG BOUGIE BUJIA	STOCK STOCK BOLSA	PLUG BOUGIE BUJIA	STOCK STOCK BOLSA	PLUG BOUGIE BUJIA	STOCK STOCK BOLSA	PLUG BOUGIE BUJIA	STOCK STOCK BOLSA	PLUG BOUGIE BUJIA	STOCK STOCK BOLSA	PLUG BOUGIE BUJIA	
CHEVROLET [continued]																
BERETTA [continued]																
1994	L4-2.3	A		3119	K16R-U	3301	PK16R8	3435	SK16PR-F8	4503	PK16TT	4701	IK16TT	5303	IK16	0.032
1993-1990	V6-3.1	T		5022	T16EPR-U	5091	PT16EPR10			4511	PT16TT	4713	IT16TT	5325	IT16	0.032
1993	L4-2.3	A		3121	K20PR-U11	3168	PK20PR11	3443	SK20PR-L11	4504	PK20TT	4702	IK20TT	5304	IK20	0.044
1992-1990	L4-2.3	A		3130	K16PR-U11	3174	PK16PR-P11	3395	SK16PR-L11	4503	PK16TT	4701	IK16TT	5303	IK16	0.044
1991-1990	L4-2.2	G		5022	T16EPR-U	5091	PT16EPR10			4511	PT16TT	4713	IT16TT	5325	IT16	0.032
1989-1987	L4-2.0	I		5022	T16EPR-U	5091	PT16EPR10			4511	PT16TT	4713	IT16TT	5325	IT16	0.032
1989-1987	V6-2.8	W		5022	T16EPR-U	5091	PT16EPR10			4511	PT16TT	4713	IT16TT	5325	IT16	0.032
BISCAYNE																
1972	L6-4.1	D		5029	T16R-U					4509	PTF16TT	4715	ITF16TT	5330	ITF16	0.035
1972	V8-5.7	H		5029	T16R-U					4509	PTF16TT	4715	ITF16TT	5330	ITF16	0.035
1972	V8-6.6	R		5029	T16R-U					4509	PTF16TT	4715	ITF16TT	5330	ITF16	0.035
1972	V8-6.6	S		5029	T16R-U					4509	PTF16TT	4715	ITF16TT	5330	ITF16	0.035
1972	V8-7.4	W		5029	T16R-U					4509	PTF16TT	4715	ITF16TT	5330	ITF16	0.035
1971	L6-4.1			5020	T14PR-U											0.035
1971	V8-5.7			5035	T20PR-U					4510	PTF20TT	4716	ITF20TT	5331	ITF20	0.035
1971	V8-6.6			5035	T20PR-U					4510	PTF20TT	4716	ITF20TT	5331	ITF20	0.035
1971	V8-6.6			5025	T16PR-U					4509	PTF16TT	4715	ITF16TT	5330	ITF16	0.035
1971	V8-7.4			5035	T20PR-U					4510	PTF20TT	4716	ITF20TT	5331	ITF20	0.035
1970	L6-4.1			5029	T16R-U					4509	PTF16TT	4715	ITF16TT	5330	ITF16	0.035
1970	V8-5.7			5046	W20PR-U											0.027
1970	V8-6.6			5038	T20R-U					4510	PTF20TT	4716	ITF20TT	5331	ITF20	0.035
1970	V8-7.4			5038	T20R-U					4510	PTF20TT	4716	ITF20TT	5331	ITF20	0.035
1969-1966	V8-6.5			3066	W20EXR-U	3229	P20R8			4502	PW20TT	4709	IW20TT	5306	IW20	0.032
1969-1965	L6-4.1			3031	W16EXR-U	3004	P16R			4501	PW16TT	4708	IW16TT	5305	IW16	0.032
1969	V8-5.4	FB		3037	W16PR-U											0.027
1969	V8-5.7			3037	W16PR-U											0.027
1969	V8-7.0			3066	W20EXR-U	3229	P20R8			4502	PW20TT	4709	IW20TT	5306	IW20	0.032
1968	V8-5.0	ME		5044	W16S-U											0.027
1968	V8-5.4	HJ		6021	W14PR-U											0.027
1968	V8-7.0			5044	W16S-U											0.027
1967-1966	V8-7.0			3066	W20EXR-U	3229	P20R8			4502	PW20TT	4709	IW20TT	5306	IW20	0.032
1967-1960	V8-4.6			3037	W16PR-U											0.027
1967	V8-5.3			5044	W16S-U											0.027
1966-1965	V8-5.3			6021	W14PR-U											0.027
1965-1961	L6-3.8			3031	W16EXR-U	3004	P16R			4501	PW16TT	4708	IW16TT	5305	IW16	0.032
1965-1961	V8-6.7			3031	W16EXR-U	3004	P16R			4501	PW16TT	4708	IW16TT	5305	IW16	0.032
1964-1962	V8-5.3			5044	W16S-U											0.027
1961-1959	V8-5.7			3066	W20EXR-U	3229	P20R8			4502	PW20TT	4709	IW20TT	5306	IW20	0.032
1959-1958	V8-4.6			3075	W20S-U											0.027
1958	V8-5.7			3037	W16PR-U											0.027



YEAR ANNEE AÑO	CYL	ENGINE MOTEUR MOTOR	NOTES/NOTAS	OE Types						Twin-Tip (TT) Technology				High Performance		GAP ECART. BRECHA	
				U-GROOVE (Standard)		DOUBLE PLATINUM		IRIDIUM LONG-LIFE		PLATINUM TT		IRIDIUM TT		IRIDIUM POWER / IRIDIUM RACING			
				STOCK STOCK BOLSA	PLUG BOUGIE BUJIA	STOCK STOCK BOLSA	PLUG BOUGIE BUJIA	STOCK STOCK BOLSA	PLUG BOUGIE BUJIA	STOCK STOCK BOLSA	PLUG BOUGIE BUJIA	STOCK STOCK BOLSA	PLUG BOUGIE BUJIA	STOCK STOCK BOLSA	PLUG BOUGIE BUJIA		
CHEVROLET [continued]																	
BLAZER																	
2005-2003	V6-4.3	X		5023	T16EPR-U15	5070	PT16EPR-L13				4511	PT16TT	4713	IT16TT	5325	IT16	0.050
2002-1996	V6-4.3	W		5023	T16EPR-U15	5070	PT16EPR-L13				4511	PT16TT	4713	IT16TT	5325	IT16	0.050
1995	V6-4.3	W		5035	T20PR-U						4510	PTF20TT	4716	ITF20TT	5331	ITF20	0.035
1994-1987	V8-5.7	K		5035	T20PR-U						4510	PTF20TT	4716	ITF20TT	5331	ITF20	0.035
1987	V8-5.0	H		5035	T20PR-U						4510	PTF20TT	4716	ITF20TT	5331	ITF20	0.035
1986-1976	V8-5.7	L		5026	T16PR-U11						4509	PTF16TT	4715	ITF16TT	5330	ITF16	0.044
1986	V8-5.0	H		5036	T20PR-U11						4510	PTF20TT	4716	ITF20TT	5331	ITF20	0.044
1985-1981	V8-5.0	H		5026	T16PR-U11						4509	PTF16TT	4715	ITF16TT	5330	ITF16	0.044
1982-1981	L6-4.1	D		5025	T16PR-U						4509	PTF16TT	4715	ITF16TT	5330	ITF16	0.035
1982-1981	V8-5.0	F		5026	T16PR-U11						4509	PTF16TT	4715	ITF16TT	5330	ITF16	0.044
1981-1980	V8-5.0	G		5026	T16PR-U11						4509	PTF16TT	4715	ITF16TT	5330	ITF16	0.044
1980-1976	L6-4.1	D		5020	T14PR-U												0.035
1979-1977	V8-5.0	U		5026	T16PR-U11						4509	PTF16TT	4715	ITF16TT	5330	ITF16	0.044
1979-1977	V8-6.6	R		5026	T16PR-U11						4509	PTF16TT	4715	ITF16TT	5330	ITF16	0.044
1978-1976	V8-7.4	S		5026	T16PR-U11						4509	PTF16TT	4715	ITF16TT	5330	ITF16	0.044
1976	V8-5.7	V		5026	T16PR-U11						4509	PTF16TT	4715	ITF16TT	5330	ITF16	0.044
1976	V8-6.6	U		5030	T16R-U15						4509	PTF16TT	4715	ITF16TT	5330	ITF16	0.060
1975-1973	L6-4.1	Q		5029	T16R-U						4509	PTF16TT	4715	ITF16TT	5330	ITF16	0.035
1975-1973	V8-5.7	V		5029	T16R-U						4509	PTF16TT	4715	ITF16TT	5330	ITF16	0.035
1975-1973	V8-5.7	Y		5029	T16R-U						4509	PTF16TT	4715	ITF16TT	5330	ITF16	0.035
1975	V8-6.6	M		5030	T16R-U15						4509	PTF16TT	4715	ITF16TT	5330	ITF16	0.060
1973	L6-4.8	T		5029	T16R-U						4509	PTF16TT	4715	ITF16TT	5330	ITF16	0.035
1973	V8-5.0	X		5029	T16R-U						4509	PTF16TT	4715	ITF16TT	5330	ITF16	0.035
1973	V8-7.4	Z		5029	T16R-U						4509	PTF16TT	4715	ITF16TT	5330	ITF16	0.035
1972-1971	V8-5.7	E		5029	T16R-U						4509	PTF16TT	4715	ITF16TT	5330	ITF16	0.035
1972	L6-4.1	D		5029	T16R-U						4509	PTF16TT	4715	ITF16TT	5330	ITF16	0.035
1972	V8-5.0	F		5029	T16R-U						4509	PTF16TT	4715	ITF16TT	5330	ITF16	0.035
1971	L6-4.1	C		5020	T14PR-U												0.035
1971	L6-4.1	L		5020	T14PR-U												0.035
1971	V8-5.0	H		5025	T16PR-U						4509	PTF16TT	4715	ITF16TT	5330	ITF16	0.035
1970	L6-4.1	N		5020	T14PR-U												0.035
1970	L6-4.8	S		5029	T16R-U						4509	PTF16TT	4715	ITF16TT	5330	ITF16	0.035
1970	V8-5.0	A		6021	W14PR-U												0.027
1970	V8-5.0	B		5026	T16PR-U11						4509	PTF16TT	4715	ITF16TT	5330	ITF16	0.044
1970	V8-5.7	E		3075	W20S-U												0.027
1969	L6-4.1	P		3031	W16EXR-U	3004	P16R				4501	PW16TT	4708	IW16TT	5305	IW16	0.032
1969	V8-5.0	E		6021	W14PR-U												0.027
1969	V8-5.7	E		5044	W16S-U												0.027
BROOKWOOD																	
1972	V8-5.7	H		5029	T16R-U						4509	PTF16TT	4715	ITF16TT	5330	ITF16	0.035



YEAR ANNEE AÑO	CYL	ENGINE MOTEUR MOTOR	NOTES/NOTAS	OE Types						Twin-Tip (TT) Technology				High Performance		GAP ECART. BRECHA	
				U-GROOVE (Standard)		DOUBLE PLATINUM		IRIDIUM LONG-LIFE		PLATINUM TT		IRIDIUM TT		IRIDIUM POWER / IRIDIUM RACING			
				STOCK STOCK BOLSA	PLUG BOUGIE BUJIA	STOCK STOCK BOLSA	PLUG BOUGIE BUJIA	STOCK STOCK BOLSA	PLUG BOUGIE BUJIA	STOCK STOCK BOLSA	PLUG BOUGIE BUJIA	STOCK STOCK BOLSA	PLUG BOUGIE BUJIA	STOCK STOCK BOLSA	PLUG BOUGIE BUJIA		
CHEVROLET [continued]																	
BROOKWOOD [continued]																	
1972	V8-6.6	R		5029	T16R-U						4509	PTF16TT	4715	ITF16TT	5330	ITF16	0.035
1972	V8-6.6	S		5029	T16R-U						4509	PTF16TT	4715	ITF16TT	5330	ITF16	0.035
1971	V8-5.7			5035	T20PR-U						4510	PTF20TT	4716	ITF20TT	5331	ITF20	0.035
1970	V8-5.7			5046	W20PR-U												0.027
1970	V8-6.6			5029	T16R-U						4509	PTF16TT	4715	ITF16TT	5330	ITF16	0.035
1969	L6-4.1			3031	W16EXR-U	3004	P16R				4501	PW16TT	4708	IW16TT	5305	IW16	0.032
1969	V8-5.7			3037	W16PR-U												0.027
C10 SUBURBAN																	
1986-1985	V8-5.7	M		5026	T16PR-U11						4509	PTF16TT	4715	ITF16TT	5330	ITF16	0.044
1986-1981	V8-5.0	H		5026	T16PR-U11						4509	PTF16TT	4715	ITF16TT	5330	ITF16	0.044
1986-1976	V8-5.7	L		5026	T16PR-U11						4509	PTF16TT	4715	ITF16TT	5330	ITF16	0.044
1986	V8-5.0	F		5029	T16R-U						4509	PTF16TT	4715	ITF16TT	5330	ITF16	0.035
1985-1982	V8-5.0	F		5026	T16PR-U11						4509	PTF16TT	4715	ITF16TT	5330	ITF16	0.044
1980-1976	L6-4.1	D		5020	T14PR-U												0.035
1980-1976	V8-7.4	S		5026	T16PR-U11						4509	PTF16TT	4715	ITF16TT	5330	ITF16	0.044
1980	V8-5.0	G		5026	T16PR-U11						4509	PTF16TT	4715	ITF16TT	5330	ITF16	0.044
1980	V8-5.7	M		5026	T16PR-U11						4509	PTF16TT	4715	ITF16TT	5330	ITF16	0.044
1980	V8-7.4	W		5026	T16PR-U11						4509	PTF16TT	4715	ITF16TT	5330	ITF16	0.044
1979-1977	V8-5.0	U		5026	T16PR-U11						4509	PTF16TT	4715	ITF16TT	5330	ITF16	0.044
1976	V8-5.0	Q		5026	T16PR-U11						4509	PTF16TT	4715	ITF16TT	5330	ITF16	0.044
1976	V8-5.7	V		5026	T16PR-U11						4509	PTF16TT	4715	ITF16TT	5330	ITF16	0.044
1975-1974	V8-5.7	V		5029	T16R-U						4509	PTF16TT	4715	ITF16TT	5330	ITF16	0.035
1975-1973	L6-4.1	Q		5029	T16R-U						4509	PTF16TT	4715	ITF16TT	5330	ITF16	0.035
1975-1973	V8-5.7	Y		5029	T16R-U						4509	PTF16TT	4715	ITF16TT	5330	ITF16	0.035
1975-1973	V8-7.4	Z		5029	T16R-U						4509	PTF16TT	4715	ITF16TT	5330	ITF16	0.035
1974-1973	L6-4.8	T		5029	T16R-U						4509	PTF16TT	4715	ITF16TT	5330	ITF16	0.035
1974	L6-4.8	S		5029	T16R-U						4509	PTF16TT	4715	ITF16TT	5330	ITF16	0.035
1974	V8-5.7	W		5029	T16R-U						4509	PTF16TT	4715	ITF16TT	5330	ITF16	0.035
1973	V8-5.0	X		5029	T16R-U						4509	PTF16TT	4715	ITF16TT	5330	ITF16	0.035
1972	L6-4.1	D		5020	T14PR-U												0.035
1972	V8-5.0	F		5029	T16R-U						4509	PTF16TT	4715	ITF16TT	5330	ITF16	0.035
1972	V8-5.7	E		5029	T16R-U						4509	PTF16TT	4715	ITF16TT	5330	ITF16	0.035
1972	V8-6.6	U		5030	T16R-U15						4509	PTF16TT	4715	ITF16TT	5330	ITF16	0.060
1971-1968	L6-4.8	S		5029	T16R-U						4509	PTF16TT	4715	ITF16TT	5330	ITF16	0.035
1971	L6-4.1	N		5020	T14PR-U												0.035
1971	V8-5.0	H		5025	T16PR-U						4509	PTF16TT	4715	ITF16TT	5330	ITF16	0.035
1971	V8-5.7	E		5026	T16PR-U11						4509	PTF16TT	4715	ITF16TT	5330	ITF16	0.044
1971	V8-6.6	K		5030	T16R-U15						4509	PTF16TT	4715	ITF16TT	5330	ITF16	0.060
1970	L6-4.1	N		5029	T16R-U						4509	PTF16TT	4715	ITF16TT	5330	ITF16	0.035
1970	V8-5.0	A		6021	W14PR-U												0.027
1970	V8-5.7	E		3075	W20S-U												0.027



YEAR ANNEE AÑO	CYL	ENGINE MOTEUR MOTOR	NOTES/NOTAS	OE Types						Twin-Tip (TT) Technology				High Performance		GAP ECART. BRECHA	
				U-GROOVE (Standard)		DOUBLE PLATINUM		IRIDIUM LONG-LIFE		PLATINUM TT		IRIDIUM TT		IRIDIUM POWER / IRIDIUM RACING			
				STOCK STOCK BOLSA	PLUG BOUGIE BUJIA	STOCK STOCK BOLSA	PLUG BOUGIE BUJIA	STOCK STOCK BOLSA	PLUG BOUGIE BUJIA	STOCK STOCK BOLSA	PLUG BOUGIE BUJIA	STOCK STOCK BOLSA	PLUG BOUGIE BUJIA	STOCK STOCK BOLSA	PLUG BOUGIE BUJIA		
CHEVROLET [continued]																	
C10 SUBURBAN [continued]																	
1970	V8-6.6	E		5025	T16PR-U						4509	PTF16TT	4715	ITF16TT	5330	ITF16	0.035
1969-1968	L6-4.1	P		3031	W16EXR-U	3004	P16R				4501	PW16TT	4708	IW16TT	5305	IW16	0.032
1969-1968	V8-6.5	E		3057	W20ESR-U								4709	IW20TT	5306	IW20	0.032
1969	V8-5.0	E		6008	W14-U												0.027
1969	V8-5.7	E		5044	W16S-U												0.027
1968	V8-5.0	E		3037	W16PR-U												0.027
1968	V8-5.4	E		3075	W20S-U												0.027
C10 TRUCK																	
1986-1985	V8-5.7	M		5026	T16PR-U11						4509	PTF16TT	4715	ITF16TT	5330	ITF16	0.044
1986-1976	V8-5.7	L		5026	T16PR-U11						4509	PTF16TT	4715	ITF16TT	5330	ITF16	0.044
1986	V6-4.3	N		5029	T16R-U						4509	PTF16TT	4715	ITF16TT	5330	ITF16	0.035
1986	V8-5.0	F		5029	T16R-U						4509	PTF16TT	4715	ITF16TT	5330	ITF16	0.035
1986	V8-5.0	H		5036	T20PR-U11						4510	PTF20TT	4716	ITF20TT	5331	ITF20	0.044
1985-1981	V8-5.0	F		5026	T16PR-U11						4509	PTF16TT	4715	ITF16TT	5330	ITF16	0.044
1985-1981	V8-5.0	H		5026	T16PR-U11						4509	PTF16TT	4715	ITF16TT	5330	ITF16	0.044
1985	V6-4.3	N		5035	T20PR-U						4510	PTF20TT	4716	ITF20TT	5331	ITF20	0.035
1984-1981	L6-4.1	D		5025	T16PR-U						4509	PTF16TT	4715	ITF16TT	5330	ITF16	0.035
1983-1982	V8-5.7	M		5026	T16PR-U11						4509	PTF16TT	4715	ITF16TT	5330	ITF16	0.044
1981-1980	V8-5.0	G		5026	T16PR-U11						4509	PTF16TT	4715	ITF16TT	5330	ITF16	0.044
1980-1976	L6-4.1	D		5020	T14PR-U												0.035
1980-1976	V8-7.4	S		5026	T16PR-U11						4509	PTF16TT	4715	ITF16TT	5330	ITF16	0.044
1980-1973	L6-4.8	T		5029	T16R-U						4509	PTF16TT	4715	ITF16TT	5330	ITF16	0.035
1980	V8-5.7	M		5026	T16PR-U11						4509	PTF16TT	4715	ITF16TT	5330	ITF16	0.044
1980	V8-5.7	P		5026	T16PR-U11						4509	PTF16TT	4715	ITF16TT	5330	ITF16	0.044
1980	V8-6.6	X		5029	T16R-U						4509	PTF16TT	4715	ITF16TT	5330	ITF16	0.035
1980	V8-7.4	W		5029	T16R-U						4509	PTF16TT	4715	ITF16TT	5330	ITF16	0.035
1979-1977	V8-5.0	U		5026	T16PR-U11						4509	PTF16TT	4715	ITF16TT	5330	ITF16	0.044
1979-1977	V8-6.6	R		5026	T16PR-U11						4509	PTF16TT	4715	ITF16TT	5330	ITF16	0.044
1976	V8-5.0	Q		5026	T16PR-U11						4509	PTF16TT	4715	ITF16TT	5330	ITF16	0.044
1976	V8-5.7	V		5026	T16PR-U11						4509	PTF16TT	4715	ITF16TT	5330	ITF16	0.044
1976	V8-6.6	U		5030	T16R-U15						4509	PTF16TT	4715	ITF16TT	5330	ITF16	0.060
1975-1974	V8-5.7	V		5029	T16R-U						4509	PTF16TT	4715	ITF16TT	5330	ITF16	0.035
1975-1973	L6-4.1	Q		5029	T16R-U						4509	PTF16TT	4715	ITF16TT	5330	ITF16	0.035
1975-1973	V8-5.7	Y		5029	T16R-U						4509	PTF16TT	4715	ITF16TT	5330	ITF16	0.035
1975-1973	V8-7.4	Z		5029	T16R-U						4509	PTF16TT	4715	ITF16TT	5330	ITF16	0.035
1974	L6-4.8	S		5029	T16R-U						4509	PTF16TT	4715	ITF16TT	5330	ITF16	0.035
1974	V8-5.7	W		5029	T16R-U						4509	PTF16TT	4715	ITF16TT	5330	ITF16	0.035
1973	V8-5.0	X		5029	T16R-U						4509	PTF16TT	4715	ITF16TT	5330	ITF16	0.035
1972-1970	V8-6.6	E		5025	T16PR-U						4509	PTF16TT	4715	ITF16TT	5330	ITF16	0.035
1972	L6-4.1	D		5029	T16R-U						4509	PTF16TT	4715	ITF16TT	5330	ITF16	0.035
1972	V8-5.0	F		5029	T16R-U						4509	PTF16TT	4715	ITF16TT	5330	ITF16	0.035



YEAR ANNEE AÑO	CYL	ENGINE MOTEUR MOTOR	NOTES/NOTAS	OE Types						Twin-Tip (TT) Technology				High Performance		GAP ECART. BRECHA	
				U-GROOVE (Standard)		DOUBLE PLATINUM		IRIDIUM LONG-LIFE		PLATINUM TT		IRIDIUM TT		IRIDIUM POWER / IRIDIUM RACING			
				STOCK STOCK BOLSA	PLUG BOUGIE BUJIA	STOCK STOCK BOLSA	PLUG BOUGIE BUJIA	STOCK STOCK BOLSA	PLUG BOUGIE BUJIA	STOCK STOCK BOLSA	PLUG BOUGIE BUJIA	STOCK STOCK BOLSA	PLUG BOUGIE BUJIA	STOCK STOCK BOLSA	PLUG BOUGIE BUJIA		
CHEVROLET [continued]																	
C10 TRUCK [continued]																	
1972	V8-5.7	H		5029	T16R-U						4509	PTF16TT	4715	ITF16TT	5330	ITF16	0.035
1972	V8-5.7	J		5029	T16R-U						4509	PTF16TT	4715	ITF16TT	5330	ITF16	0.035
1971-1968	L6-4.8	S		5029	T16R-U						4509	PTF16TT	4715	ITF16TT	5330	ITF16	0.035
1971	L6-4.1	S		5020	T14PR-U												0.035
1971	V8-5.0	H		5025	T16PR-U						4509	PTF16TT	4715	ITF16TT	5330	ITF16	0.035
1971	V8-5.7	E		5029	T16R-U						4509	PTF16TT	4715	ITF16TT	5330	ITF16	0.035
1970	L6-4.1	N		5029	T16R-U						4509	PTF16TT	4715	ITF16TT	5330	ITF16	0.035
1970	V8-5.0	A		6021	W14PR-U												0.027
1970	V8-5.7	E		3075	W20S-U												0.027
1969-1968	L6-4.1	P		3031	W16EXR-U	3004	P16R				4501	PW16TT	4708	IW16TT	5305	IW16	0.032
1969-1968	V8-6.5	E		3057	W20ESR-U								4709	IW20TT	5306	IW20	0.032
1969	V8-5.0	E		6008	W14-U												0.027
1969	V8-5.7	E		5044	W16S-U												0.027
1968	V8-5.0	E		3037	W16PR-U												0.027
1968	V8-5.4	E		3075	W20S-U												0.027
1967-1966	L6-4.1			3031	W16EXR-U	3004	P16R				4501	PW16TT	4708	IW16TT	5305	IW16	0.032
1967-1966	V8-5.3			3075	W20S-U												0.027
1967-1963	L6-4.8			3057	W20ESR-U								4709	IW20TT	5306	IW20	0.032
1967-1961	V8-4.6			3075	W20S-U												0.027
1966-1961	L6-3.8			3031	W16EXR-U	3004	P16R				4501	PW16TT	4708	IW16TT	5305	IW16	0.032
C20 SUBURBAN																	
1986-1981	V8-7.4	W		5029	T16R-U						4509	PTF16TT	4715	ITF16TT	5330	ITF16	0.035
1986-1980	V8-5.7	M		5026	T16PR-U11						4509	PTF16TT	4715	ITF16TT	5330	ITF16	0.044
1986-1976	V8-5.7	L		5026	T16PR-U11						4509	PTF16TT	4715	ITF16TT	5330	ITF16	0.044
1986	V8-5.0	H		5036	T20PR-U11						4510	PTF20TT	4716	ITF20TT	5331	ITF20	0.044
1985-1981	V8-5.0	H		5026	T16PR-U11						4509	PTF16TT	4715	ITF16TT	5330	ITF16	0.044
1982-1973	L6-4.8	T		5029	T16R-U						4509	PTF16TT	4715	ITF16TT	5330	ITF16	0.035
1980-1976	V8-7.4	S		5026	T16PR-U11						4509	PTF16TT	4715	ITF16TT	5330	ITF16	0.044
1980	V8-5.0	G		5026	T16PR-U11						4509	PTF16TT	4715	ITF16TT	5330	ITF16	0.044
1980	V8-6.6	X		5029	T16R-U						4509	PTF16TT	4715	ITF16TT	5330	ITF16	0.035
1980	V8-7.4	W		5026	T16PR-U11						4509	PTF16TT	4715	ITF16TT	5330	ITF16	0.044
1979-1977	V8-5.0	U		5026	T16PR-U11						4509	PTF16TT	4715	ITF16TT	5330	ITF16	0.044
1979-1977	V8-6.6	R		5026	T16PR-U11						4509	PTF16TT	4715	ITF16TT	5330	ITF16	0.044
1976	V8-5.0	Q		5026	T16PR-U11						4509	PTF16TT	4715	ITF16TT	5330	ITF16	0.044
1976	V8-5.7	V		5026	T16PR-U11						4509	PTF16TT	4715	ITF16TT	5330	ITF16	0.044
1976	V8-6.6	U		5030	T16R-U15						4509	PTF16TT	4715	ITF16TT	5330	ITF16	0.060
1975-1974	V8-5.7	V		5029	T16R-U						4509	PTF16TT	4715	ITF16TT	5330	ITF16	0.035
1975-1973	V8-5.7	Y		5029	T16R-U						4509	PTF16TT	4715	ITF16TT	5330	ITF16	0.035
1975-1973	V8-7.4	Z		5029	T16R-U						4509	PTF16TT	4715	ITF16TT	5330	ITF16	0.035
1974-1973	L6-4.1	Q		5029	T16R-U						4509	PTF16TT	4715	ITF16TT	5330	ITF16	0.035
1974	L6-4.8	S		5029	T16R-U						4509	PTF16TT	4715	ITF16TT	5330	ITF16	0.035



YEAR ANNEE AÑO	CYL	ENGINE MOTEUR MOTOR	NOTES/NOTAS	OE Types						Twin-Tip (TT) Technology				High Performance		GAP ECART. BRECHA
				U-GROOVE (Standard)		DOUBLE PLATINUM		IRIDIUM LONG-LIFE		PLATINUM TT		IRIDIUM TT		IRIDIUM POWER / IRIDIUM RACING		
				STOCK STOCK BOLSA	PLUG BOUGIE BUJIA	STOCK STOCK BOLSA	PLUG BOUGIE BUJIA	STOCK STOCK BOLSA	PLUG BOUGIE BUJIA	STOCK STOCK BOLSA	PLUG BOUGIE BUJIA	STOCK STOCK BOLSA	PLUG BOUGIE BUJIA	STOCK STOCK BOLSA	PLUG BOUGIE BUJIA	
CHEVROLET [continued]																
C20 SUBURBAN [continued]																
1974	V8-5.7	W		5029	T16R-U					4509	PTF16TT	4715	ITF16TT	5330	ITF16	0.035
1973	V8-5.0	X		5029	T16R-U					4509	PTF16TT	4715	ITF16TT	5330	ITF16	0.035
1972-1968	L6-4.8	S		5029	T16R-U					4509	PTF16TT	4715	ITF16TT	5330	ITF16	0.035
1972	L6-4.1	D		5029	T16R-U					4509	PTF16TT	4715	ITF16TT	5330	ITF16	0.035
1972	V8-5.0	F		5029	T16R-U					4509	PTF16TT	4715	ITF16TT	5330	ITF16	0.035
1972	V8-5.7	E		5029	T16R-U					4509	PTF16TT	4715	ITF16TT	5330	ITF16	0.035
1972	V8-6.6	U		5030	T16R-U15					4509	PTF16TT	4715	ITF16TT	5330	ITF16	0.060
1971	L6-4.1	C		5020	T14PR-U											0.035
1971	L6-4.1	L		5020	T14PR-U											0.035
1971	V8-5.0	H		5035	T20PR-U					4510	PTF20TT	4716	ITF20TT	5331	ITF20	0.035
1971	V8-5.7	E		5035	T20PR-U					4510	PTF20TT	4716	ITF20TT	5331	ITF20	0.035
1971	V8-6.6	K		5030	T16R-U15					4509	PTF16TT	4715	ITF16TT	5330	ITF16	0.060
1970	L6-4.1	N		5029	T16R-U					4509	PTF16TT	4715	ITF16TT	5330	ITF16	0.035
1970	V8-5.0	A		6021	W14PR-U											0.027
1970	V8-5.7	E		3075	W20S-U											0.027
1970	V8-6.6	E		5025	T16PR-U					4509	PTF16TT	4715	ITF16TT	5330	ITF16	0.035
1969-1968	L6-4.1	P		3031	W16EXR-U	3004	P16R			4501	PW16TT	4708	IW16TT	5305	IW16	0.032
1969-1968	V8-6.5	E		3057	W20ESR-U							4709	IW20TT	5306	IW20	0.032
1969	V8-5.0	E		6008	W14-U											0.027
1969	V8-5.7	E		5044	W16S-U											0.027
1968	V8-5.0	E		3037	W16PR-U											0.027
1968	V8-5.4	E		3075	W20S-U											0.027
C20 TRUCK																
1986-1981	V8-7.4	W		5029	T16R-U					4509	PTF16TT	4715	ITF16TT	5330	ITF16	0.035
1986-1980	V8-5.7	M		5026	T16PR-U11					4509	PTF16TT	4715	ITF16TT	5330	ITF16	0.044
1986-1976	V8-5.7	L		5026	T16PR-U11					4509	PTF16TT	4715	ITF16TT	5330	ITF16	0.044
1986-1973	L6-4.8	T		5029	T16R-U					4509	PTF16TT	4715	ITF16TT	5330	ITF16	0.035
1986	V6-4.3	N		5029	T16R-U					4509	PTF16TT	4715	ITF16TT	5330	ITF16	0.035
1986	V8-5.0	H		5036	T20PR-U11					4510	PTF20TT	4716	ITF20TT	5331	ITF20	0.044
1985-1981	V8-5.0	H		5026	T16PR-U11					4509	PTF16TT	4715	ITF16TT	5330	ITF16	0.044
1985	V6-4.3	N		5035	T20PR-U					4510	PTF20TT	4716	ITF20TT	5331	ITF20	0.035
1984-1981	L6-4.1	D		5025	T16PR-U					4509	PTF16TT	4715	ITF16TT	5330	ITF16	0.035
1980-1976	L6-4.1	D		5020	T14PR-U											0.035
1980-1976	V8-7.4	S		5026	T16PR-U11					4509	PTF16TT	4715	ITF16TT	5330	ITF16	0.044
1980	V8-5.0	G		5026	T16PR-U11					4509	PTF16TT	4715	ITF16TT	5330	ITF16	0.044
1980	V8-5.7	P		5026	T16PR-U11					4509	PTF16TT	4715	ITF16TT	5330	ITF16	0.044
1980	V8-6.6	X		5029	T16R-U					4509	PTF16TT	4715	ITF16TT	5330	ITF16	0.035
1980	V8-7.4	W		5026	T16PR-U11					4509	PTF16TT	4715	ITF16TT	5330	ITF16	0.044
1979-1977	V8-5.0	U		5026	T16PR-U11					4509	PTF16TT	4715	ITF16TT	5330	ITF16	0.044
1979-1977	V8-6.6	R		5026	T16PR-U11					4509	PTF16TT	4715	ITF16TT	5330	ITF16	0.044
1976	V8-5.7	V		5026	T16PR-U11					4509	PTF16TT	4715	ITF16TT	5330	ITF16	0.044



YEAR ANEE AÑO	CYL	ENGINE MOTEUR MOTOR	NOTES/NOTAS	OE Types						Twin-Tip (TT) Technology				High Performance		GAP ECART. BRECHA	
				U-GROOVE (Standard)		DOUBLE PLATINUM		IRIDIUM LONG-LIFE		PLATINUM TT		IRIDIUM TT		IRIDIUM POWER / IRIDIUM RACING			
				STOCK STOCK BOLSA	PLUG BOUGIE BUJIA	STOCK STOCK BOLSA	PLUG BOUGIE BUJIA	STOCK STOCK BOLSA	PLUG BOUGIE BUJIA	STOCK STOCK BOLSA	PLUG BOUGIE BUJIA	STOCK STOCK BOLSA	PLUG BOUGIE BUJIA	STOCK STOCK BOLSA	PLUG BOUGIE BUJIA		
CHEVROLET [continued]																	
C20 TRUCK [continued]																	
1976	V8-6.6	U		5030	T16R-U15						4509	PTF16TT	4715	ITF16TT	5330	ITF16	0.060
1975-1974	V8-5.7	V		5029	T16R-U						4509	PTF16TT	4715	ITF16TT	5330	ITF16	0.035
1975-1973	L6-4.1	Q		5029	T16R-U						4509	PTF16TT	4715	ITF16TT	5330	ITF16	0.035
1975-1973	V8-5.7	Y		5029	T16R-U						4509	PTF16TT	4715	ITF16TT	5330	ITF16	0.035
1975-1973	V8-7.4	Z		5029	T16R-U						4509	PTF16TT	4715	ITF16TT	5330	ITF16	0.035
1974	L6-4.8	S		5029	T16R-U						4509	PTF16TT	4715	ITF16TT	5330	ITF16	0.035
1974	V8-5.7	W		5029	T16R-U						4509	PTF16TT	4715	ITF16TT	5330	ITF16	0.035
1973	V8-5.0	X		5029	T16R-U						4509	PTF16TT	4715	ITF16TT	5330	ITF16	0.035
1972-1968	L6-4.8	S		5029	T16R-U						4509	PTF16TT	4715	ITF16TT	5330	ITF16	0.035
1972	L6-4.1	D		5020	T14PR-U												0.035
1972	V8-5.0	F		5029	T16R-U						4509	PTF16TT	4715	ITF16TT	5330	ITF16	0.035
1972	V8-5.7	E		5029	T16R-U						4509	PTF16TT	4715	ITF16TT	5330	ITF16	0.035
1971-1970	V8-6.6	E		5025	T16PR-U						4509	PTF16TT	4715	ITF16TT	5330	ITF16	0.035
1971	L6-4.1	C		5020	T14PR-U												0.035
1971	L6-4.1	L		5020	T14PR-U												0.035
1971	V8-5.0	H		5025	T16PR-U						4509	PTF16TT	4715	ITF16TT	5330	ITF16	0.035
1971	V8-5.7	E		5026	T16PR-U11						4509	PTF16TT	4715	ITF16TT	5330	ITF16	0.044
1970	L6-4.1	N		5029	T16R-U						4509	PTF16TT	4715	ITF16TT	5330	ITF16	0.035
1970	V8-5.0	A		6021	W14PR-U												0.027
1970	V8-5.7	E		3075	W20S-U												0.027
1969-1968	L6-4.1	P		3031	W16EXR-U	3004	P16R				4501	PW16TT	4708	IW16TT	5305	IW16	0.032
1969-1968	V8-6.5	E		3057	W20ESR-U								4709	IW20TT	5306	IW20	0.032
1969	V8-5.0	E		6008	W14-U												0.027
1969	V8-5.7	E		5044	W16S-U												0.027
1968	V8-5.0	E		3037	W16PR-U												0.027
1968	V8-5.4	E		5044	W16S-U												0.027
1967-1966	L6-4.1			3031	W16EXR-U	3004	P16R				4501	PW16TT	4708	IW16TT	5305	IW16	0.032
1967-1966	V8-5.3			3075	W20S-U												0.027
1967-1963	L6-4.8			3057	W20ESR-U								4709	IW20TT	5306	IW20	0.032
1967-1961	V8-4.6			3075	W20S-U												0.027
1965-1964	V8-5.7			3110	W16ESR-U								4708	IW16TT	5305	IW16	0.032
1965-1964	V8-6.7			3110	W16ESR-U								4708	IW16TT	5305	IW16	0.032
1965-1961	L6-3.8			3031	W16EXR-U	3004	P16R				4501	PW16TT	4708	IW16TT	5305	IW16	0.032
1962-1961	V8-5.7			3110	W16ESR-U								4708	IW16TT	5305	IW16	0.032
1962	V8-6.7			3110	W16ESR-U								4708	IW16TT	5305	IW16	0.032
C30 TRUCK																	
1986-1981	V8-7.4	W		5029	T16R-U						4509	PTF16TT	4715	ITF16TT	5330	ITF16	0.035
1986-1980	V8-5.7	M		5026	T16PR-U11						4509	PTF16TT	4715	ITF16TT	5330	ITF16	0.044
1986-1973	L6-4.8	T		5029	T16R-U						4509	PTF16TT	4715	ITF16TT	5330	ITF16	0.035
1986	V8-5.0	H		5036	T20PR-U11						4510	PTF20TT	4716	ITF20TT	5331	ITF20	0.044
1983	V8-5.7	L		5026	T16PR-U11						4509	PTF16TT	4715	ITF16TT	5330	ITF16	0.044



YEAR ANNEE AÑO	CYL	ENGINE MOTEUR MOTOR	NOTES/NOTAS	OE Types						Twin-Tip (TT) Technology				High Performance		GAP ECART. BRECHA	
				U-GROOVE (Standard)		DOUBLE PLATINUM		IRIDIUM LONG-LIFE		PLATINUM TT		IRIDIUM TT		IRIDIUM POWER / IRIDIUM RACING			
				STOCK STOCK BOLSA	PLUG BOUGIE BUJIA	STOCK STOCK BOLSA	PLUG BOUGIE BUJIA	STOCK STOCK BOLSA	PLUG BOUGIE BUJIA	STOCK STOCK BOLSA	PLUG BOUGIE BUJIA	STOCK STOCK BOLSA	PLUG BOUGIE BUJIA	STOCK STOCK BOLSA	PLUG BOUGIE BUJIA		
CHEVROLET [continued]																	
C30 TRUCK [continued]																	
1980-1978	L6-4.1	D		5020	T14PR-U												0.035
1980-1976	V8-5.7	L		5026	T16PR-U11					4509	PTF16TT	4715	ITF16TT	5330	ITF16		0.044
1980-1976	V8-7.4	S		5026	T16PR-U11					4509	PTF16TT	4715	ITF16TT	5330	ITF16		0.044
1980	V8-7.4	W		5026	T16PR-U11					4509	PTF16TT	4715	ITF16TT	5330	ITF16		0.044
1979-1978	V8-5.0	U		5026	T16PR-U11					4509	PTF16TT	4715	ITF16TT	5330	ITF16		0.044
1979-1977	V8-6.6	R		5026	T16PR-U11					4509	PTF16TT	4715	ITF16TT	5330	ITF16		0.044
1976	V8-5.7	V		5026	T16PR-U11					4509	PTF16TT	4715	ITF16TT	5330	ITF16		0.044
1976	V8-6.6	U		5030	T16R-U15					4509	PTF16TT	4715	ITF16TT	5330	ITF16		0.060
1975-1974	V8-5.7	V		5029	T16R-U					4509	PTF16TT	4715	ITF16TT	5330	ITF16		0.035
1975-1973	L6-4.1	Q		5029	T16R-U					4509	PTF16TT	4715	ITF16TT	5330	ITF16		0.035
1975-1973	V8-5.7	Y		5029	T16R-U					4509	PTF16TT	4715	ITF16TT	5330	ITF16		0.035
1975-1973	V8-7.4	Z		5029	T16R-U					4509	PTF16TT	4715	ITF16TT	5330	ITF16		0.035
1974	L6-4.8	S		5029	T16R-U					4509	PTF16TT	4715	ITF16TT	5330	ITF16		0.035
1974	V8-5.7	W		5029	T16R-U					4509	PTF16TT	4715	ITF16TT	5330	ITF16		0.035
1973	V8-5.0	X		5029	T16R-U					4509	PTF16TT	4715	ITF16TT	5330	ITF16		0.035
1972-1968	L6-4.8	S		5029	T16R-U					4509	PTF16TT	4715	ITF16TT	5330	ITF16		0.035
1972	L6-4.1	D		5029	T16R-U					4509	PTF16TT	4715	ITF16TT	5330	ITF16		0.035
1972	V8-5.0	F		5029	T16R-U					4509	PTF16TT	4715	ITF16TT	5330	ITF16		0.035
1972	V8-5.7	E		5029	T16R-U					4509	PTF16TT	4715	ITF16TT	5330	ITF16		0.035
1971-1970	V8-6.6	E		5025	T16PR-U					4509	PTF16TT	4715	ITF16TT	5330	ITF16		0.035
1971	L6-4.1	C		5020	T14PR-U												0.035
1971	L6-4.1	L		5020	T14PR-U												0.035
1971	V8-5.0	H		5025	T16PR-U					4509	PTF16TT	4715	ITF16TT	5330	ITF16		0.035
1971	V8-5.7	E		5026	T16PR-U11					4509	PTF16TT	4715	ITF16TT	5330	ITF16		0.044
1970	L6-4.1	N		5029	T16R-U					4509	PTF16TT	4715	ITF16TT	5330	ITF16		0.035
1970	V8-5.0	A		6021	W14PR-U												0.027
1970	V8-5.7	E		3075	W20S-U												0.027
1969-1968	L6-4.1	P		3031	W16EXR-U	3004	P16R			4501	PW16TT	4708	IW16TT	5305	IW16		0.032
1969-1968	V8-6.5	E		3057	W20ESR-U							4709	IW20TT	5306	IW20		0.032
1969	V8-5.0	E		6008	W14-U												0.027
1969	V8-5.7	E		5044	W16S-U												0.027
1968	V8-5.0	E		3037	W16PR-U												0.027
1968	V8-5.4	E		3075	W20S-U												0.027
1967-1966	L6-4.1			3031	W16EXR-U	3004	P16R			4501	PW16TT	4708	IW16TT	5305	IW16		0.032
1967-1966	V8-5.3			3075	W20S-U												0.027
1967-1963	L6-4.8			3057	W20ESR-U							4709	IW20TT	5306	IW20		0.032
1967-1961	V8-4.6			3075	W20S-U												0.027
1965-1964	L6-3.8			3031	W16EXR-U	3004	P16R			4501	PW16TT	4708	IW16TT	5305	IW16		0.032
1965-1964	V8-5.7			3110	W16ESR-U							4708	IW16TT	5305	IW16		0.032
1965-1964	V8-6.7			3110	W16ESR-U							4708	IW16TT	5305	IW16		0.032
1962-1961	L6-3.8			3031	W16EXR-U	3004	P16R			4501	PW16TT	4708	IW16TT	5305	IW16		0.032



YEAR ANNEE AÑO	CYL	ENGINE MOTEUR MOTOR	NOTES/NOTAS	OE Types						Twin-Tip (TT) Technology				High Performance		GAP ECART. BRECHA		
				U-GROOVE (Standard)		DOUBLE PLATINUM		IRIDIUM LONG-LIFE		PLATINUM TT		IRIDIUM TT		IRIDIUM POWER / IRIDIUM RACING				
				STOCK STOCK BOLSA	PLUG BOUGIE BUJIA	STOCK STOCK BOLSA	PLUG BOUGIE BUJIA	STOCK STOCK BOLSA	PLUG BOUGIE BUJIA	STOCK STOCK BOLSA	PLUG BOUGIE BUJIA	STOCK STOCK BOLSA	PLUG BOUGIE BUJIA	STOCK STOCK BOLSA	PLUG BOUGIE BUJIA			
CHEVROLET [continued]																		
C30 TRUCK [continued]																		
1962-1961	V8-5.7			3110	W16ESR-U							4708	IW16TT	5305	IW16	0.032		
1962	V8-6.7			3110	W16ESR-U							4708	IW16TT	5305	IW16	0.032		
C1500 SUBURBAN																		
1999-1996	V8-5.7	R		5023	T16EPR-U15	5070	PT16EPR-L13					4511	PT16TT	4713	IT16TT	5325	IT16	0.050
1995-1992	V8-5.7	K		5035	T20PR-U							4510	PTF20TT	4716	ITF20TT	5331	ITF20	0.035
C1500 TRUCK																		
1999-1996	V8-5.0	M		5023	T16EPR-U15	5070	PT16EPR-L13					4511	PT16TT	4713	IT16TT	5325	IT16	0.050
1999-1996	V8-5.7	R		5023	T16EPR-U15	5070	PT16EPR-L13					4511	PT16TT	4713	IT16TT	5325	IT16	0.050
1998-1996	V6-4.3	W		5023	T16EPR-U15	5070	PT16EPR-L13					4511	PT16TT	4713	IT16TT	5325	IT16	0.050
1995-1994	V6-4.3	Z		5035	T20PR-U							4510	PTF20TT	4716	ITF20TT	5331	ITF20	0.035
1995-1994	V8-5.7	K		5035	T20PR-U							4510	PTF20TT	4716	ITF20TT	5331	ITF20	0.035
1995-1988	V8-5.0	H		5035	T20PR-U							4510	PTF20TT	4716	ITF20TT	5331	ITF20	0.035
1993-1991	V8-7.4	N		5025	T16PR-U							4509	PTF16TT	4715	ITF16TT	5330	ITF16	0.035
1993-1988	V6-4.3	Z		5025	T16PR-U							4509	PTF16TT	4715	ITF16TT	5330	ITF16	0.035
1993-1988	V8-5.7	K		5025	T16PR-U							4509	PTF16TT	4715	ITF16TT	5330	ITF16	0.035
1990	V8-7.4	N		5035	T20PR-U							4510	PTF20TT	4716	ITF20TT	5331	ITF20	0.035
C2500 SUBURBAN																		
1999-1996	V8-5.7	R		5023	T16EPR-U15	5070	PT16EPR-L13					4511	PT16TT	4713	IT16TT	5325	IT16	0.050
1999-1996	V8-7.4	J		5023	T16EPR-U15	5070	PT16EPR-L13					4511	PT16TT	4713	IT16TT	5325	IT16	0.050
1995-1992	V8-5.7	K		5035	T20PR-U							4510	PTF20TT	4716	ITF20TT	5331	ITF20	0.035
1995-1992	V8-7.4	N		5035	T20PR-U							4510	PTF20TT	4716	ITF20TT	5331	ITF20	0.035
C2500 TRUCK																		
2000-1996	V8-5.7	R		5023	T16EPR-U15	5070	PT16EPR-L13					4511	PT16TT	4713	IT16TT	5325	IT16	0.050
2000-1996	V8-7.4	J		5023	T16EPR-U15	5070	PT16EPR-L13					4511	PT16TT	4713	IT16TT	5325	IT16	0.050
1998-1996	V8-5.0	M		5023	T16EPR-U15	5070	PT16EPR-L13					4511	PT16TT	4713	IT16TT	5325	IT16	0.050
1995-1994	V6-4.3	Z		5035	T20PR-U							4510	PTF20TT	4716	ITF20TT	5331	ITF20	0.035
1995-1991	V8-7.4	N		5035	T20PR-U							4510	PTF20TT	4716	ITF20TT	5331	ITF20	0.035
1995-1988	V8-5.0	H		5035	T20PR-U							4510	PTF20TT	4716	ITF20TT	5331	ITF20	0.035
1995-1988	V8-5.7	K		5035	T20PR-U							4510	PTF20TT	4716	ITF20TT	5331	ITF20	0.035
1993-1988	V6-4.3	Z		5025	T16PR-U							4509	PTF16TT	4715	ITF16TT	5330	ITF16	0.035
C3500 TRUCK																		
2000-1996	V8-5.7	R		5023	T16EPR-U15	5070	PT16EPR-L13					4511	PT16TT	4713	IT16TT	5325	IT16	0.050
2000-1996	V8-7.4	J		5023	T16EPR-U15	5070	PT16EPR-L13					4511	PT16TT	4713	IT16TT	5325	IT16	0.050
1995-1988	V8-5.7	K		5035	T20PR-U							4510	PTF20TT	4716	ITF20TT	5331	ITF20	0.035
1995-1988	V8-7.4	N		5035	T20PR-U							4510	PTF20TT	4716	ITF20TT	5331	ITF20	0.035
CAMARO																		
2015-2014	V8-7.0	LS7										4512	PT20TT	4714	IT20TT	5326	IT20	0.040
2015-2013	V8-6.2	L99				5090	ZTJ16R10					4511	PT16TT	4713	IT16TT	5325	IT16	0.040
2015-2013	V8-6.2	LS3				5090	ZTJ16R10					4511	PT16TT	4713	IT16TT	5325	IT16	0.040
2015-2013	V8-6.2	LSA	S									4512	PT20TT	4714	IT20TT	5326	IT20	0.040



YEAR ANNEE AÑO	CYL	ENGINE MOTEUR MOTOR	NOTES/NOTAS	OE Types						Twin-Tip (TT) Technology				High Performance		GAP ECART. BRECHA
				U-GROOVE (Standard)		DOUBLE PLATINUM		IRIDIUM LONG-LIFE		PLATINUM TT		IRIDIUM TT		IRIDIUM POWER / IRIDIUM RACING		
				STOCK STOCK BOLSA	PLUG BOUGIE BUJIA	STOCK STOCK BOLSA	PLUG BOUGIE BUJIA	STOCK STOCK BOLSA	PLUG BOUGIE BUJIA	STOCK STOCK BOLSA	PLUG BOUGIE BUJIA	STOCK STOCK BOLSA	PLUG BOUGIE BUJIA	STOCK STOCK BOLSA	PLUG BOUGIE BUJIA	
CHEVROLET [continued]																
CAMARO [continued]																
2015-2012	V6-3.6	LFX										4719	ITV20TT	5339	ITV20	0.040
2012-2011	V8-6.2	L99						5090	ZTJ16R10			4713	IT16TT	5325	IT16	0.040
2012-2011	V8-6.2	LS3						5090	ZTJ16R10			4713	IT16TT	5325	IT16	0.040
2012	V8-6.2	LSA	S									4714	IT20TT	5326	IT20	0.040
2011-2010	V6-3.6	LLT										4719	ITV20TT	5339	ITV20	0.040
2010	V8-6.2	L99						5090	ZTJ16R10	4511	PT16TT	4713	IT16TT	5325	IT16	0.040
2010	V8-6.2	LS3						5090	ZTJ16R10	4511	PT16TT	4713	IT16TT	5325	IT16	0.040
2002-1998	V8-5.7	G						5090	ZTJ16R10	4511	PT16TT	4713	IT16TT	5325	IT16	0.040
2002-1995	V6-3.8	K		5023	T16EPR-U15	5070	PT16EPR-L13			4511	PT16TT	4713	IT16TT	5325	IT16	0.050
1997-1996	V8-5.7	P		5023	T16EPR-U15	5070	PT16EPR-L13			4511	PT16TT	4713	IT16TT	5325	IT16	0.050
1995-1993	V6-3.4	S		5035	T20PR-U					4510	PTF20TT	4716	ITF20TT	5331	ITF20	0.035
1995-1993	V8-5.7	P		5023	T16EPR-U15	5070	PT16EPR-L13			4511	PT16TT	4713	IT16TT	5325	IT16	0.060
1992-1991	V6-3.1	T		5022	T16EPR-U	5091	PT16EPR10			4511	PT16TT	4713	IT16TT	5325	IT16	0.032
1992-1988	V8-5.0	E		5025	T16PR-U					4509	PTF16TT	4715	ITF16TT	5330	ITF16	0.035
1992-1988	V8-5.0	F		5025	T16PR-U					4509	PTF16TT	4715	ITF16TT	5330	ITF16	0.035
1992-1987	V8-5.7	8		3130	K16PR-U11	3174	PK16PR-P11	3395	SK16PR-L11	4503	PK16TT	4701	IK16TT	5303	IK16	0.044
1990	V6-3.1	T		5032	T20EPR-U					4512	PT20TT	4714	IT20TT	5326	IT20	0.032
1989-1985	V6-2.8	S		5036	T20PR-U11					4510	PTF20TT	4716	ITF20TT	5331	ITF20	0.044
1987-1986	V8-5.0	F		5035	T20PR-U					4510	PTF20TT	4716	ITF20TT	5331	ITF20	0.035
1987-1980	V8-5.0	H		5026	T16PR-U11					4509	PTF16TT	4715	ITF16TT	5330	ITF16	0.044
1986-1982	L4-2.5	2		5037	T20PR-U15					4510	PTF20TT	4716	ITF20TT	5331	ITF20	0.060
1986	V8-5.0	G		5026	T16PR-U11					4509	PTF16TT	4715	ITF16TT	5330	ITF16	0.044
1985	V8-5.0	G		5030	T16R-U15					4509	PTF16TT	4715	ITF16TT	5330	ITF16	0.060
1985	V8-5.0	F		5036	T20PR-U11					4510	PTF20TT	4716	ITF20TT	5331	ITF20	0.044
1984-1982	V6-2.8	1		5036	T20PR-U11					4510	PTF20TT	4716	ITF20TT	5331	ITF20	0.044
1984	V8-5.0	G		5026	T16PR-U11					4509	PTF16TT	4715	ITF16TT	5330	ITF16	0.044
1983-1982	L4-2.5	F		5037	T20PR-U15					4510	PTF20TT	4716	ITF20TT	5331	ITF20	0.060
1983-1982	V8-5.0	7		5026	T16PR-U11					4509	PTF16TT	4715	ITF16TT	5330	ITF16	0.044
1983	V8-5.0	S		5026	T16PR-U11					4509	PTF16TT	4715	ITF16TT	5330	ITF16	0.044
1981-1980	V6-3.8	K		5026	T16PR-U11					4509	PTF16TT	4715	ITF16TT	5330	ITF16	0.044
1981-1980	V6-3.8	A		5027	T16PR-U15					4509	PTF16TT	4715	ITF16TT	5330	ITF16	0.060
1981-1980	V8-4.4	J		5026	T16PR-U11					4509	PTF16TT	4715	ITF16TT	5330	ITF16	0.044
1981-1975	V8-5.7	L		5026	T16PR-U11					4509	PTF16TT	4715	ITF16TT	5330	ITF16	0.044
1979-1976	L6-4.1	D		5020	T14PR-U											0.035
1979	V8-5.0	G		5026	T16PR-U11					4509	PTF16TT	4715	ITF16TT	5330	ITF16	0.044
1978-1977	V8-5.0	U		5026	T16PR-U11					4509	PTF16TT	4715	ITF16TT	5330	ITF16	0.044
1976	V8-5.0	Q		5026	T16PR-U11					4509	PTF16TT	4715	ITF16TT	5330	ITF16	0.044
1975-1972	V8-5.7	H		5029	T16R-U					4509	PTF16TT	4715	ITF16TT	5330	ITF16	0.035
1975	L6-4.1	D		5025	T16PR-U					4509	PTF16TT	4715	ITF16TT	5330	ITF16	0.035
1974-1972	L6-4.1	D		5029	T16R-U					4509	PTF16TT	4715	ITF16TT	5330	ITF16	0.035
1974	V8-5.7	L		5026	T16PR-U11							4715	ITF16TT	5330	ITF16	0.044



YEAR ANNEE AÑO	CYL	ENGINE MOTEUR MOTOR	NOTES/NOTAS	OE Types						Twin-Tip (TT) Technology				High Performance		GAP ECART. BRECHA
				U-GROOVE (Standard)		DOUBLE PLATINUM		IRIDIUM LONG-LIFE		PLATINUM TT		IRIDIUM TT		IRIDIUM POWER / IRIDIUM RACING		
				STOCK STOCK BOLSA	PLUG BOUGIE BUJIA	STOCK STOCK BOLSA	PLUG BOUGIE BUJIA	STOCK STOCK BOLSA	PLUG BOUGIE BUJIA	STOCK STOCK BOLSA	PLUG BOUGIE BUJIA	STOCK STOCK BOLSA	PLUG BOUGIE BUJIA	STOCK STOCK BOLSA	PLUG BOUGIE BUJIA	
CHEVROLET [continued]																
CAMARO [continued]																
1974	V8-5.7	K		5029	T16R-U							4715	ITF16TT	5330	ITF16	0.035
1974	V8-5.7	T		5029	T16R-U							4715	ITF16TT	5330	ITF16	0.035
1973-1972	V8-5.0	F		5029	T16R-U					4509	PTF16TT	4715	ITF16TT	5330	ITF16	0.035
1973-1972	V8-5.7	K		5029	T16R-U					4509	PTF16TT	4715	ITF16TT	5330	ITF16	0.035
1972	V8-5.7	L		5026	T16PR-U11					4509	PTF16TT	4715	ITF16TT	5330	ITF16	0.044
1972	V8-6.6	U		5030	T16R-U15					4509	PTF16TT	4715	ITF16TT	5330	ITF16	0.060
1971	L6-4.1			5020	T14PR-U											0.035
1971	V8-5.0	CA		5025	T16PR-U					4509	PTF16TT	4715	ITF16TT	5330	ITF16	0.035
1971	V8-5.7			5035	T20PR-U					4510	PTF20TT	4716	ITF20TT	5331	ITF20	0.035
1971	V8-6.6			5035	T20PR-U					4510	PTF20TT	4716	ITF20TT	5331	ITF20	0.035
1970-1969	V8-5.7			3037	W16PR-U											0.027
1970-1967	V8-6.5			3066	W20EXR-U	3229	P20R8			4502	PW20TT	4709	IW20TT	5306	IW20	0.032
1970	L6-4.1			5029	T16R-U					4509	PTF16TT	4715	ITF16TT	5330	ITF16	0.035
1970	V8-5.0	ND		6021	W14PR-U											0.027
1970	V8-6.6			5029	T16R-U					4509	PTF16TT	4715	ITF16TT	5330	ITF16	0.035
1969-1967	L6-3.8			3031	W16EXR-U	3004	P16R			4501	PW16TT	4708	IW16TT	5305	IW16	0.032
1969-1967	L6-4.1			3031	W16EXR-U	3004	P16R			4501	PW16TT	4708	IW16TT	5305	IW16	0.032
1969	V8-5.0	DC		5046	W20PR-U											0.027
1969	V8-5.4	FB		3037	W16PR-U											0.027
1968	V8-5.0			5046	W20PR-U											0.027
1968	V8-5.4	HJ		6021	W14PR-U											0.027
1968	V8-5.7			5044	W16S-U											0.027
1967	V8-4.9			6021	W14PR-U											0.027
1967	V8-5.3			6021	W14PR-U											0.027
1967	V8-5.7			3037	W16PR-U											0.027
CAPRICE																
2015-2013	V8-6.0	L77						5090	ZTJ16R10	4511	PT16TT	4713	IT16TT	5325	IT16	0.040
2015-2012	V6-3.6	LFX										4719	ITV20TT	5339	ITV20	0.040
2012-2011	V8-6.0	L77						5090	ZTJ16R10			4713	IT16TT	5325	IT16	0.040
1996	V8-4.3	W		5023	T16EPR-U15	5070	PT16EPR-L13			4511	PT16TT	4713	IT16TT	5325	IT16	0.050
1996	V8-5.7	P		5023	T16EPR-U15	5070	PT16EPR-L13			4511	PT16TT	4713	IT16TT	5325	IT16	0.050
1995-1994	V8-4.3	W		5023	T16EPR-U15	5070	PT16EPR-L13			4511	PT16TT	4713	IT16TT	5325	IT16	0.060
1995-1994	V8-5.7	P		5023	T16EPR-U15	5070	PT16EPR-L13			4511	PT16TT	4713	IT16TT	5325	IT16	0.060
1993-1992	V6-4.3	Z		5025	T16PR-U					4509	PTF16TT	4715	ITF16TT	5330	ITF16	0.035
1993-1990	V8-5.7	7		5035	T20PR-U					4510	PTF20TT	4716	ITF20TT	5331	ITF20	0.035
1993-1989	V8-5.0	E		5035	T20PR-U					4510	PTF20TT	4716	ITF20TT	5331	ITF20	0.035
1990-1987	V6-4.3	Z		5025	T16PR-U					4509	PTF16TT	4715	ITF16TT	5330	ITF16	0.035
1990-1986	V8-5.0	Y		5017	Q16PR-U15	3005	PQ16R			4507	PQ16TT	4706	IQ16TT	5301	IQ16	0.060
1989	V8-5.7	7		5025	T16PR-U					4509	PTF16TT	4715	ITF16TT	5330	ITF16	0.035
1988-1987	V8-5.7	6		5025	T16PR-U					4509	PTF16TT	4715	ITF16TT	5330	ITF16	0.035
1988	V8-5.0	H		5035	T20PR-U					4510	PTF20TT	4716	ITF20TT	5331	ITF20	0.035



YEAR ANNEE AÑO	CYL	ENGINE MOTEUR MOTOR	NOTES/NOTAS	OE Types						Twin-Tip (TT) Technology				High Performance		GAP ECART. BRECHA	
				U-GROOVE (Standard)		DOUBLE PLATINUM		IRIDIUM LONG-LIFE		PLATINUM TT		IRIDIUM TT		IRIDIUM POWER / IRIDIUM RACING			
				STOCK STOCK BOLSA	PLUG BOUGIE BUJIA	STOCK STOCK BOLSA	PLUG BOUGIE BUJIA	STOCK STOCK BOLSA	PLUG BOUGIE BUJIA	STOCK STOCK BOLSA	PLUG BOUGIE BUJIA	STOCK STOCK BOLSA	PLUG BOUGIE BUJIA	STOCK STOCK BOLSA	PLUG BOUGIE BUJIA		
CHEVROLET [continued]																	
CAPRICE [continued]																	
1987	V8-5.0	H		5025	T16PR-U						4509	PTF16TT	4715	ITF16TT	5330	ITF16	0.035
1986-1985	V6-4.3	Z		5035	T20PR-U						4510	PTF20TT	4716	ITF20TT	5331	ITF20	0.035
1986-1980	V8-5.0	H		5026	T16PR-U11						4509	PTF16TT	4715	ITF16TT	5330	ITF16	0.044
1986	V8-5.7	6		5036	T20PR-U11						4510	PTF20TT	4716	ITF20TT	5331	ITF20	0.044
1985-1980	V6-3.8	A		5027	T16PR-U15						4509	PTF16TT	4715	ITF16TT	5330	ITF16	0.060
1985	V8-5.7	6		5026	T16PR-U11						4509	PTF16TT	4715	ITF16TT	5330	ITF16	0.044
1984-1983	V6-3.8	9		5026	T16PR-U11						4509	PTF16TT	4715	ITF16TT	5330	ITF16	0.044
1982-1980	V6-3.8	K		5026	T16PR-U11						4509	PTF16TT	4715	ITF16TT	5330	ITF16	0.044
1982-1980	V8-4.4	J		5026	T16PR-U11						4509	PTF16TT	4715	ITF16TT	5330	ITF16	0.044
1982	V8-5.7	N									4509	PTF16TT	4715	ITF16TT	5330	ITF16	0.040
1981	V8-5.7	N		5026	T16PR-U11								4715	ITF16TT	5330	ITF16	0.044
1980-1976	V8-5.7	L		5026	T16PR-U11						4509	PTF16TT	4715	ITF16TT	5330	ITF16	0.044
1979-1977	L6-4.1	D		5020	T14PR-U												0.035
1979	V8-5.0	G		5026	T16PR-U11						4509	PTF16TT	4715	ITF16TT	5330	ITF16	0.044
1978-1977	V8-5.0	U		5026	T16PR-U11						4509	PTF16TT	4715	ITF16TT	5330	ITF16	0.044
1976-1974	V8-6.6	U		5030	T16R-U15						4509	PTF16TT	4715	ITF16TT	5330	ITF16	0.060
1976	V8-5.7	V		5026	T16PR-U11						4509	PTF16TT	4715	ITF16TT	5330	ITF16	0.044
1976	V8-7.4	S		5026	T16PR-U11						4509	PTF16TT	4715	ITF16TT	5330	ITF16	0.044
1975-1974	V8-5.7	L		5029	T16R-U						4509	PTF16TT	4715	ITF16TT	5330	ITF16	0.035
1975-1973	V8-7.4	Y		5029	T16R-U						4509	PTF16TT	4715	ITF16TT	5330	ITF16	0.035
1975-1972	V8-5.7	H		5029	T16R-U						4509	PTF16TT	4715	ITF16TT	5330	ITF16	0.035
1975	V8-6.6	R		5030	T16R-U15						4509	PTF16TT	4715	ITF16TT	5330	ITF16	0.060
1974-1972	V8-6.6	R		5029	T16R-U						4509	PTF16TT	4715	ITF16TT	5330	ITF16	0.035
1973	V8-5.7	K		5029	T16R-U						4509	PTF16TT	4715	ITF16TT	5330	ITF16	0.035
1973	V8-7.4	X		5029	T16R-U						4509	PTF16TT	4715	ITF16TT	5330	ITF16	0.035
1972	V8-6.6	S		5029	T16R-U						4509	PTF16TT	4715	ITF16TT	5330	ITF16	0.035
1972	V8-7.4	V		5029	T16R-U						4509	PTF16TT	4715	ITF16TT	5330	ITF16	0.035
1971	V8-5.7			5025	T16PR-U						4509	PTF16TT	4715	ITF16TT	5330	ITF16	0.035
1971	V8-6.6			5035	T20PR-U						4510	PTF20TT	4716	ITF20TT	5331	ITF20	0.035
1971	V8-7.4			5035	T20PR-U						4510	PTF20TT	4716	ITF20TT	5331	ITF20	0.035
1970-1969	V8-5.7			3037	W16PR-U												0.027
1970	V8-6.6			5029	T16R-U						4509	PTF16TT	4715	ITF16TT	5330	ITF16	0.035
1970	V8-7.4			5038	T20R-U						4510	PTF20TT	4716	ITF20TT	5331	ITF20	0.035
1969-1967	L6-4.1			3031	W16EXR-U	3004	P16R				4501	PW16TT	4708	IW16TT	5305	IW16	0.032
1969-1966	V8-6.5			3066	W20EXR-U	3229	P20R8				4502	PW20TT	4709	IW20TT	5306	IW20	0.032
1969-1966	V8-7.0			3066	W20EXR-U	3229	P20R8				4502	PW20TT	4709	IW20TT	5306	IW20	0.032
1969	V8-5.4	FB		3037	W16PR-U												0.027
1968	V8-5.0	ME		5044	W16S-U												0.027
1968	V8-5.4	HJ		6021	W14PR-U												0.027
1967-1966	V8-4.6			3037	W16PR-U												0.027
1967	V8-5.3			6021	W14PR-U												0.027



YEAR ANNEE AÑO	CYL	ENGINE MOTEUR MOTOR	NOTES/NOTAS	OE Types						Twin-Tip (TT) Technology				High Performance		GAP ECART. BRECHA
				U-GROOVE (Standard)		DOUBLE PLATINUM		IRIDIUM LONG-LIFE		PLATINUM TT		IRIDIUM TT		IRIDIUM POWER / IRIDIUM RACING		
				STOCK STOCK BOLSA	PLUG BOUGIE BUJIA	STOCK STOCK BOLSA	PLUG BOUGIE BUJIA	STOCK STOCK BOLSA	PLUG BOUGIE BUJIA	STOCK STOCK BOLSA	PLUG BOUGIE BUJIA	STOCK STOCK BOLSA	PLUG BOUGIE BUJIA	STOCK STOCK BOLSA	PLUG BOUGIE BUJIA	
CHEVROLET [continued]																
CAPRICE [continued]																
1966	V8-5.3			5044	W16S-U											0.027
CAPTIVA SPORT																
2015-2013	L4-2.4	LEA								4513	PTV16TT	4718	ITV16TT	5338	ITV16	0.040
2012	L4-2.4	LEA										4718	ITV16TT	5338	ITV16	0.040
2012	V6-3.0	LFW										4719	ITV20TT	5339	ITV20	0.040
CAVALIER																
2005-2002	L4-2.2	L61				5068	PT16VR13			4513	PTV16TT	4718	ITV16TT	5338	ITV16	0.050
2004-2003	L4-2.2	6				5068	PT16VR13			4513	PTV16TT	4718	ITV16TT	5338	ITV16	0.050
2002-1998	L4-2.2	4		5023	T16EPR-U15	5070	PT16EPR-L13			4511	PT16TT	4713	IT16TT	5325	IT16	0.050
2002-1996	L4-2.4	T		5023	T16EPR-U15	5070	PT16EPR-L13			4511	PT16TT	4713	IT16TT	5325	IT16	0.050
1997-1995	L4-2.2	4				5071	TJ14R-P15			4511	PT16TT	4713	IT16TT	5325	IT16	0.060
1995	L4-2.3	D		5023	T16EPR-U15	5070	PT16EPR-L13			4511	PT16TT	4713	IT16TT	5325	IT16	0.060
1994-1992	L4-2.2	4		5022	T16EPR-U	5091	PT16EPR10			4511	PT16TT	4713	IT16TT	5325	IT16	0.032
1994-1991	V6-3.1	T		5022	T16EPR-U	5091	PT16EPR10			4511	PT16TT	4713	IT16TT	5325	IT16	0.032
1991-1990	L4-2.2	G		5022	T16EPR-U	5091	PT16EPR10			4511	PT16TT	4713	IT16TT	5325	IT16	0.032
1990	V6-3.1	T		5032	T20EPR-U					4512	PT20TT	4714	IT20TT	5326	IT20	0.032
1989-1987	L4-2.0	1		5022	T16EPR-U	5091	PT16EPR10			4511	PT16TT	4713	IT16TT	5325	IT16	0.032
1989-1987	V6-2.8	W		5032	T20EPR-U					4512	PT20TT	4714	IT20TT	5326	IT20	0.032
1986-1985	V6-2.8	W		5036	T20PR-U11					4510	PTF20TT	4716	ITF20TT	5331	ITF20	0.044
1986-1983	L4-2.0	P		5035	T20PR-U					4510	PTF20TT	4716	ITF20TT	5331	ITF20	0.035
1984-1983	L4-2.0	B		5035	T20PR-U					4510	PTF20TT	4716	ITF20TT	5331	ITF20	0.035
1982	L4-1.8	G		5035	T20PR-U					4510	PTF20TT	4716	ITF20TT	5331	ITF20	0.035
CELEBRITY																
1990-1982	L4-2.5	R		5037	T20PR-U15					4510	PTF20TT	4716	ITF20TT	5331	ITF20	0.060
1990	V6-3.1	T		5022	T16EPR-U	5091	PT16EPR10			4511	PT16TT	4713	IT16TT	5325	IT16	0.032
1989-1987	V6-2.8	W		5022	T16EPR-U	5091	PT16EPR10			4511	PT16TT	4713	IT16TT	5325	IT16	0.032
1986-1985	V6-2.8	W		5036	T20PR-U11					4510	PTF20TT	4716	ITF20TT	5331	ITF20	0.044
1986-1982	V6-2.8	X		5036	T20PR-U11					4510	PTF20TT	4716	ITF20TT	5331	ITF20	0.044
1984	V6-2.8	Z		5036	T20PR-U11					4510	PTF20TT	4716	ITF20TT	5331	ITF20	0.044
1983-1982	L4-2.5	5		5037	T20PR-U15					4510	PTF20TT	4716	ITF20TT	5331	ITF20	0.060
CHEVELLE																
1973-1972	L6-4.1	D		5029	T16R-U					4509	PTF16TT	4715	ITF16TT	5330	ITF16	0.035
1973-1972	V8-5.0	F		5029	T16R-U					4509	PTF16TT	4715	ITF16TT	5330	ITF16	0.035
1973-1972	V8-5.7	H		5029	T16R-U					4509	PTF16TT	4715	ITF16TT	5330	ITF16	0.035
1973	V8-5.7	K		5029	T16R-U					4509	PTF16TT	4715	ITF16TT	5330	ITF16	0.035
1973	V8-7.4	Y		5029	T16R-U					4509	PTF16TT	4715	ITF16TT	5330	ITF16	0.035
1972	V8-5.7	J		5029	T16R-U					4509	PTF16TT	4715	ITF16TT	5330	ITF16	0.035
1972	V8-6.6	U		5030	T16R-U15					4509	PTF16TT	4715	ITF16TT	5330	ITF16	0.060
1972	V8-7.4	W		5029	T16R-U					4509	PTF16TT	4715	ITF16TT	5330	ITF16	0.035
1971-1970	V8-7.4			3066	W20EXR-U	3229	P20R8			4502	PW20TT	4709	IW20TT	5306	IW20	0.032
1971	L6-4.1			5020	T14PR-U											0.035



YEAR ANNEE AÑO	CYL	ENGINE MOTEUR MOTOR	NOTES/NOTAS	OE Types						Twin-Tip (TT) Technology				High Performance		GAP ECART. BRECHA	
				U-GROOVE (Standard)		DOUBLE PLATINUM		IRIDIUM LONG-LIFE		PLATINUM TT		IRIDIUM TT		IRIDIUM POWER / IRIDIUM RACING			
				STOCK STOCK BOLSA	PLUG BOUGIE BUJIA	STOCK STOCK BOLSA	PLUG BOUGIE BUJIA	STOCK STOCK BOLSA	PLUG BOUGIE BUJIA	STOCK STOCK BOLSA	PLUG BOUGIE BUJIA	STOCK STOCK BOLSA	PLUG BOUGIE BUJIA	STOCK STOCK BOLSA	PLUG BOUGIE BUJIA		
CHEVROLET [continued]																	
CHEVELLE [continued]																	
1971	V8-5.0	CA		5025	T16PR-U						4509	PTF16TT	4715	ITF16TT	5330	ITF16	0.035
1971	V8-5.7		Exc. Malibu, Nomad,	5025	T16PR-U						4509	PTF16TT	4715	ITF16TT	5330	ITF16	0.035
1971	V8-5.7		Malibu, Nomad,	5035	T20PR-U						4510	PTF20TT	4716	ITF20TT	5331	ITF20	0.035
1971	V8-6.6			5025	T16PR-U						4509	PTF16TT	4715	ITF16TT	5330	ITF16	0.035
1970-1969	V8-5.7			3037	W16PR-U												0.027
1970	L6-4.1			5029	T16R-U						4509	PTF16TT	4715	ITF16TT	5330	ITF16	0.035
1970	V8-5.0	ND		6021	W14PR-U												0.027
1970	V8-5.7			5046	W20PR-U												0.027
1970	V8-6.6			3075	W20S-U												0.027
1970	V8-6.6		Exc. Malibu, Nomad,	5029	T16R-U						4509	PTF16TT	4715	ITF16TT	5330	ITF16	0.035
1970	V8-6.6		Malibu, Nomad,	5038	T20R-U						4510	PTF20TT	4716	ITF20TT	5331	ITF20	0.035
1969-1967	L6-4.1			3031	W16EXR-U	3004	P16R				4501	PW16TT	4708	IW16TT	5305	IW16	0.032
1969-1966	V8-6.5			3066	W20EXR-U	3229	P20R8				4502	PW20TT	4709	IW20TT	5306	IW20	0.032
1969-1964	L6-3.8			3031	W16EXR-U	3004	P16R				4501	PW16TT	4708	IW16TT	5305	IW16	0.032
1969	V8-5.0	DC	300 Deluxe, Malibu, Nomad,	5046	W20PR-U												0.027
1969	V8-5.0	DC	Concours, Concours Estate, Greenbrier,	6021	W14PR-U												0.027
1968	V8-5.0	ME		5046	W20PR-U												0.027
1968	V8-5.4	HJ		6021	W14PR-U												0.027
1967-1964	V8-4.6			3037	W16PR-U												0.027
1967-1964	V8-5.3			6021	W14PR-U												0.027
1967	V8-5.4			6021	W14PR-U												0.027
1966-1964	L6-3.2			3031	W16EXR-U	3004	P16R				4501	PW16TT	4708	IW16TT	5305	IW16	0.032
1965	V8-5.4			6021	W14PR-U												0.027
CHEVETTE																	
1987-1982	L4-1.6	C		5035	T20PR-U						4510	PTF20TT	4716	ITF20TT	5331	ITF20	0.035
1981-1980	L4-1.6	9		5035	T20PR-U						4510	PTF20TT	4716	ITF20TT	5331	ITF20	0.035
1980-1979	L4-1.6	0		5035	T20PR-U						4510	PTF20TT	4716	ITF20TT	5331	ITF20	0.035
1979-1976	L4-1.6	E		5035	T20PR-U						4510	PTF20TT	4716	ITF20TT	5331	ITF20	0.035
1978	L4-1.6	J		5035	T20PR-U						4510	PTF20TT	4716	ITF20TT	5331	ITF20	0.035
1977-1976	L4-1.4	I		5035	T20PR-U						4510	PTF20TT	4716	ITF20TT	5331	ITF20	0.035
CHEVY II																	
1968-1967	L6-4.1			3031	W16EXR-U	3004	P16R				4501	PW16TT	4708	IW16TT	5305	IW16	0.032
1968	L4-2.5	OH		3031	W16EXR-U	3004	P16R				4501	PW16TT	4708	IW16TT	5305	IW16	0.032
1968	L6-3.8			3031	W16EXR-U	3004	P16R				4501	PW16TT	4708	IW16TT	5305	IW16	0.032
1968	V8-5.0	ME		5046	W20PR-U												0.027
1968	V8-5.4	HJ		6021	W14PR-U												0.027
1968	V8-5.7			3037	W16PR-U												0.027
1968	V8-6.5			3066	W20EXR-U	3229	P20R8				4502	PW20TT	4709	IW20TT	5306	IW20	0.032



YEAR ANEE AÑO	CYL	ENGINE MOTEUR MOTOR	NOTES/NOTAS	OE Types						Twin-Tip (TT) Technology				High Performance		GAP ECART. BRECHA	
				U-GROOVE (Standard)		DOUBLE PLATINUM		IRIDIUM LONG-LIFE		PLATINUM TT		IRIDIUM TT		IRIDIUM POWER / IRIDIUM RACING			
				STOCK STOCK BOLSA	PLUG BOUGIE BUJIA	STOCK STOCK BOLSA	PLUG BOUGIE BUJIA	STOCK STOCK BOLSA	PLUG BOUGIE BUJIA	STOCK STOCK BOLSA	PLUG BOUGIE BUJIA	STOCK STOCK BOLSA	PLUG BOUGIE BUJIA	STOCK STOCK BOLSA	PLUG BOUGIE BUJIA		
CHEVROLET [continued]																	
CHEVY II [continued]																	
1967-1963	V8-4.6			3037	W16PR-U												0.027
1967-1962	L4-2.5			3031	W16EXR-U	3004	P16R				4501	PW16TT	4708	IW16TT	5305	IW16	0.032
1967-1962	L6-3.2			3031	W16EXR-U	3004	P16R				4501	PW16TT	4708	IW16TT	5305	IW16	0.032
1967	V8-5.3			6021	W14PR-U												0.027
1966-1965	V8-5.3			5044	W16S-U												0.027
1966-1964	L6-3.8			3031	W16EXR-U	3004	P16R				4501	PW16TT	4708	IW16TT	5305	IW16	0.032
CITATION																	
1983-1982	L4-2.5	R		5037	T20PR-U15						4510	PTF20TT	4716	ITF20TT	5331	ITF20	0.060
1983-1981	V6-2.8	X		5036	T20PR-U11						4510	PTF20TT	4716	ITF20TT	5331	ITF20	0.044
1983-1981	V6-2.8	Z		5036	T20PR-U11						4510	PTF20TT	4716	ITF20TT	5331	ITF20	0.044
1983-1980	L4-2.5	5		5037	T20PR-U15						4510	PTF20TT	4716	ITF20TT	5331	ITF20	0.060
1980	V6-2.8	7		5036	T20PR-U11						4510	PTF20TT	4716	ITF20TT	5331	ITF20	0.044
CITATION II																	
1985-1984	L4-2.5	R		5037	T20PR-U15						4510	PTF20TT	4716	ITF20TT	5331	ITF20	0.060
1985-1984	V6-2.8	X		5036	T20PR-U11						4510	PTF20TT	4716	ITF20TT	5331	ITF20	0.044
1985	V6-2.8	W		5036	T20PR-U11						4510	PTF20TT	4716	ITF20TT	5331	ITF20	0.044
1984	V6-2.8	Z		5036	T20PR-U11						4510	PTF20TT	4716	ITF20TT	5331	ITF20	0.044
CLASSIC																	
2005-2004	L4-2.2	L61				5068	PT16VR13				4513	PTV16TT	4718	ITV16TT	5338	ITV16	0.050
COBALT																	
2010-2009	L4-2.2	LAP									4513	PTV16TT	4718	ITV16TT	5338	ITV16	0.040
2010-2008	L4-2.0	X	T			5068	PT16VR13				4513	PTV16TT	4718	ITV16TT	5338	ITV16	0.050
2008-2006	L4-2.4	B				5068	PT16VR13				4513	PTV16TT	4718	ITV16TT	5338	ITV16	0.050
2008-2005	L4-2.2	L61									4513	PTV16TT	4718	ITV16TT	5338	ITV16	0.040
2007-2005	L4-2.0	P	S	3144	K20PR-L11	3142	PK20PR-L11	3443	SK20PR-L11	4504	PK20TT	4702	IK20TT	5304	IK20	0.044	
COLORADO																	
2015	V6-3.6	LFX										4719	ITV20TT	5339	ITV20	0.040	
2012	L4-2.9	-										4718	ITV16TT	5338	ITV16	0.040	
2012	L5-3.7	-										4718	ITV16TT	5338	ITV16	0.040	
2012	V8-5.3	-						5090	ZTJ16R10			4713	IT16TT	5325	IT16	0.040	
2011-2010	L4-2.9	9										4718	ITV16TT	5338	ITV16	0.040	
2011-2010	L5-3.7	E										4718	ITV16TT	5338	ITV16	0.040	
2011	V8-5.3	P						5090	ZTJ16R10			4713	IT16TT	5325	IT16	0.040	
2010	V8-5.3	P						5090	ZTJ16R10	4511	PT16TT	4713	IT16TT	5325	IT16	0.040	
2009-2007	L4-2.9	9				5068	PT16VR13			4513	PTV16TT	4718	ITV16TT	5338	ITV16	0.050	
2009-2007	L5-3.7	E				5068	PT16VR13			4513	PTV16TT	4718	ITV16TT	5338	ITV16	0.050	
2009	V8-5.3	LH8						5090	ZTJ16R10	4511	PT16TT	4713	IT16TT	5325	IT16	0.040	
2006-2004	L4-2.8	8				5068	PT16VR13			4513	PTV16TT	4718	ITV16TT	5338	ITV16	0.050	
2006-2004	L5-3.5	6				5068	PT16VR13			4513	PTV16TT	4718	ITV16TT	5338	ITV16	0.050	
2004	L4-2.8	8	Except Z85 Series,									4718	ITV16TT	5338	ITV16	0.040	



YEAR ANNEE AÑO	CYL	ENGINE MOTEUR MOTOR	NOTES/NOTAS	OE Types						Twin-Tip (TT) Technology				High Performance		GAP ECART. BRECHA			
				U-GROOVE (Standard)		DOUBLE PLATINUM		IRIDIUM LONG-LIFE		PLATINUM TT		IRIDIUM TT		IRIDIUM POWER / IRIDIUM RACING					
				STOCK STOCK BOLSA	PLUG BOUGIE BUJIA	STOCK STOCK BOLSA	PLUG BOUGIE BUJIA	STOCK STOCK BOLSA	PLUG BOUGIE BUJIA	STOCK STOCK BOLSA	PLUG BOUGIE BUJIA	STOCK STOCK BOLSA	PLUG BOUGIE BUJIA	STOCK STOCK BOLSA	PLUG BOUGIE BUJIA				
CHEVROLET [continued]																			
COLORADO [continued]																			
2004	L5-3.5	6	Except Z85 Series,										4718	ITV16TT	5338	ITV16	0.040		
CORSICA																			
1996-1995	L4-2.2	4				5071	TJ14R-P15						4511	PT16TT	4713	IT16TT	5325	IT16	0.060
1996-1995	V6-3.1	M		5023	T16EPR-U15	5070	PT16EPR-L13						4511	PT16TT	4713	IT16TT	5325	IT16	0.050
1994-1992	L4-2.2	4		5022	T16EPR-U	5091	PT16EPR10						4511	PT16TT	4713	IT16TT	5325	IT16	0.032
1994	V6-3.1	M		5023	T16EPR-U15	5070	PT16EPR-L13						4511	PT16TT	4713	IT16TT	5325	IT16	0.060
1993-1990	V6-3.1	T		5022	T16EPR-U	5091	PT16EPR10						4511	PT16TT	4713	IT16TT	5325	IT16	0.032
1991-1990	L4-2.2	G		5022	T16EPR-U	5091	PT16EPR10						4511	PT16TT	4713	IT16TT	5325	IT16	0.032
1989-1987	L4-2.0	1		5022	T16EPR-U	5091	PT16EPR10						4511	PT16TT	4713	IT16TT	5325	IT16	0.032
1989-1987	V6-2.8	W		5022	T16EPR-U	5091	PT16EPR10						4511	PT16TT	4713	IT16TT	5325	IT16	0.032
CORVAIR																			
1969-1964	H6-2.7			3033	W16FSR												5359	IWF16	0.027
1966-1964	H6-2.7		T	3033	W16FSR												5359	IWF16	0.027
1963-1962	H6-2.4		T	3073	W20FS-U												5378	IWF20	0.027
1963-1961	H6-2.4			3034	W16FS-U												5359	IWF16	0.027
CORVETTE																			
2015-2014	V8-6.2	LT1											4513	PTV16TT	4718	ITV16TT	5338	ITV16	0.040
2013	V8-6.2	LS3						5090	ZTJ16R10				4511	PT16TT	4713	IT16TT	5325	IT16	0.040
2013	V8-6.2	LS9	S										4512	PT20TT	4714	IT20TT	5326	IT20	0.040
2013	V8-7.0	LS7											4512	PT20TT	4714	IT20TT	5326	IT20	0.040
2012-2011	V8-6.2	LS3						5090	ZTJ16R10						4713	IT16TT	5325	IT16	0.040
2012-2011	V8-6.2	LS9	S											4714	IT20TT	5326	IT20	0.040	
2012	V8-7.0	-												4714	IT20TT	5326	IT20	0.040	
2011	V8-7.0	E												4714	IT20TT	5326	IT20	0.040	
2010	V8-6.2	LS3						5090	ZTJ16R10				4511	PT16TT	4713	IT16TT	5325	IT16	0.040
2010	V8-6.2	LS9	S										4512	PT20TT	4714	IT20TT	5326	IT20	0.040
2010	V8-7.0	E											4512	PT20TT	4714	IT20TT	5326	IT20	0.040
2009	V8-6.2	LS3						5090	ZTJ16R10										0.040
2009	V8-6.2	LS9	S											4714	IT20TT	5326	IT20	0.040	
2009	V8-7.0	E											4511	PT16TT	4714	IT20TT	5326	IT20	0.040
2008-2006	V8-7.0	E												4714	IT20TT	5326	IT20	0.040	
2008	V8-6.2	LS3											4511	PT16TT	4714	IT20TT	5326	IT20	0.040
2007-2005	V8-6.0	U						5090	ZTJ16R10				4511	PT16TT	4713	IT16TT	5325	IT16	0.040
2004-2001	V8-5.7	S						5090	ZTJ16R10				4511	PT16TT	4713	IT16TT	5325	IT16	0.040
2004-1997	V8-5.7	G						5090	ZTJ16R10				4511	PT16TT	4713	IT16TT	5325	IT16	0.040
1996	V8-5.7	S		5023	T16EPR-U15	5070	PT16EPR-L13						4511	PT16TT	4713	IT16TT	5325	IT16	0.050
1996	V8-5.7	P		5023	T16EPR-U15	5070	PT16EPR-L13						4511	PT16TT	4713	IT16TT	5325	IT16	0.050
1995-1993	V8-5.7	J		5023	T16EPR-U15	5070	PT16EPR-L13						4511	PT16TT	4713	IT16TT	5325	IT16	0.050
1995-1993	V8-5.7	P		5023	T16EPR-U15	5070	PT16EPR-L13						4511	PT16TT	4713	IT16TT	5325	IT16	0.060
1992	V8-5.7	J		3119	K16R-U	3301	PK16R8	3435	SK16PR-F8				4503	PK16TT	4701	IK16TT	5303	IK16	0.032
1992	V8-5.7	P		5023	T16EPR-U15	5070	PT16EPR-L13						4511	PT16TT	4713	IT16TT	5325	IT16	0.050



YEAR ANEE AÑO	CYL	ENGINE MOTEUR MOTOR	NOTES/NOTAS	OE Types						Twin-Tip (TT) Technology				High Performance		GAP ECART. BRECHA
				U-GROOVE (Standard)		DOUBLE PLATINUM		IRIDIUM LONG-LIFE		PLATINUM TT		IRIDIUM TT		IRIDIUM POWER / IRIDIUM RACING		
				STOCK STOCK BOLSA	PLUG BOUGIE BUJIA	STOCK STOCK BOLSA	PLUG BOUGIE BUJIA	STOCK STOCK BOLSA	PLUG BOUGIE BUJIA	STOCK STOCK BOLSA	PLUG BOUGIE BUJIA	STOCK STOCK BOLSA	PLUG BOUGIE BUJIA	STOCK STOCK BOLSA	PLUG BOUGIE BUJIA	
CHEVROLET [continued]																
CORVETTE [continued]																
1991-1986	V8-5.7	8		3130	K16PR-U11	3174	PK16PR-P11	3395	SK16PR-L11	4503	PK16TT	4701	IK16TT	5303	IK16	0.044
1991	V8-5.7	J		3119	K16R-U	3301	PK16R8			4503	PK16TT	4701	IK16TT	5303	IK16	0.032
1990	V8-5.7	J		3119	K16R-U	3301	PK16R8	3435	SK16PR-F8	4503	PK16TT	4701	IK16TT	5303	IK16	0.032
1985	V8-5.7	8		5036	T20PR-U11					4510	PTF20TT	4716	ITF20TT	5331	ITF20	0.044
1984	V8-5.7	8		5026	T16PR-U11					4509	PTF16TT	4715	ITF16TT	5330	ITF16	0.044
1982	V8-5.7	8		5026	T16PR-U11					4509	PTF16TT	4715	ITF16TT	5330	ITF16	0.044
1981-1980	V8-5.7	6		5026	T16PR-U11					4509	PTF16TT	4715	ITF16TT	5330	ITF16	0.044
1980-1979	V8-5.7	8		5026	T16PR-U11					4509	PTF16TT	4715	ITF16TT	5330	ITF16	0.044
1980	V8-5.0	H		5026	T16PR-U11					4509	PTF16TT	4715	ITF16TT	5330	ITF16	0.044
1979-1976	V8-5.7	L		5026	T16PR-U11					4509	PTF16TT	4715	ITF16TT	5330	ITF16	0.044
1979	V8-5.7	4		5026	T16PR-U11					4509	PTF16TT	4715	ITF16TT	5330	ITF16	0.044
1978	V8-5.7	H		5026	T16PR-U11					4509	PTF16TT	4715	ITF16TT	5330	ITF16	0.044
1977	V8-5.7	X		5027	T16PR-U15					4509	PTF16TT	4715	ITF16TT	5330	ITF16	0.060
1976	V8-5.7	X		5026	T16PR-U11					4509	PTF16TT	4715	ITF16TT	5330	ITF16	0.044
1975-1974	V8-5.7	T		5029	T16R-U					4509	PTF16TT	4715	ITF16TT	5330	ITF16	0.035
1975-1973	V8-5.7	J		5029	T16R-U					4509	PTF16TT	4715	ITF16TT	5330	ITF16	0.035
1974-1973	V8-7.4	Z		5029	T16R-U					4509	PTF16TT	4715	ITF16TT	5330	ITF16	0.035
1972	V8-5.7	K		5029	T16R-U					4509	PTF16TT	4715	ITF16TT	5330	ITF16	0.035
1972	V8-7.4	W		5029	T16R-U					4509	PTF16TT	4715	ITF16TT	5330	ITF16	0.035
1971	V8-5.7			5035	T20PR-U					4510	PTF20TT	4716	ITF20TT	5331	ITF20	0.035
1971	V8-7.4			5035	T20PR-U					4510	PTF20TT	4716	ITF20TT	5331	ITF20	0.035
1970	V8-5.7			5046	W20PR-U											0.027
1970	V8-7.4			5038	T20R-U					4510	PTF20TT	4716	ITF20TT	5331	ITF20	0.035
1969-1968	V8-7.0			3066	W20EXR-U	3229	P20R8			4502	PW20TT	4709	IW20TT	5306	IW20	0.032
1969	V8-5.7			3037	W16PR-U											0.027
1968	V8-5.4	HJ		6021	W14PR-U											0.027
1967-1962	V8-5.3			6021	W14PR-U											0.027
1967	V8-7.0			5044	W16S-U											0.027
1966	V8-7.0			3066	W20EXR-U	3229	P20R8			4502	PW20TT	4709	IW20TT	5306	IW20	0.032
1961-1957	V8-4.6			3075	W20S-U											0.027
1956-1955	V8-4.3			3037	W16PR-U											0.027
CRUZE																
2015-2013	L4-1.4	LUV	T											5310	IK22	0.032
2015-2013	L4-1.8	LUW						3403	SK20PR-A8	4504	PK20TT	4702	IK20TT	5304	IK20	0.032
2015-2013	L4-1.8	LWE						3403	SK20PR-A8	4504	PK20TT	4702	IK20TT	5304	IK20	0.032
2012-2011	L4-1.4	LUJ	T											5310	IK22	0.032
DEL RAY																
1958	V8-4.6			3037	W16PR-U											0.027
1958	V8-5.7			3037	W16PR-U											0.027
EL CAMINO																
1987-1985	V6-4.3	Z		5035	T20PR-U					4510	PTF20TT	4716	ITF20TT	5331	ITF20	0.035



YEAR ANNEE AÑO	CYL	ENGINE MOTEUR MOTOR	NOTES/NOTAS	OE Types						Twin-Tip (TT) Technology				High Performance		GAP ECART. BRECHA	
				U-GROOVE (Standard)		DOUBLE PLATINUM		IRIDIUM LONG-LIFE		PLATINUM TT		IRIDIUM TT		IRIDIUM POWER / IRIDIUM RACING			
				STOCK STOCK BOLSA	PLUG BOUGIE BUJIA	STOCK STOCK BOLSA	PLUG BOUGIE BUJIA	STOCK STOCK BOLSA	PLUG BOUGIE BUJIA	STOCK STOCK BOLSA	PLUG BOUGIE BUJIA	STOCK STOCK BOLSA	PLUG BOUGIE BUJIA	STOCK STOCK BOLSA	PLUG BOUGIE BUJIA		
CHEVROLET [continued]																	
EL CAMINO [continued]																	
1987	V8-5.0	H		5035	T20PR-U						4510	PTF20TT	4716	ITF20TT	5331	ITF20	0.035
1986	V8-5.0	H		5036	T20PR-U11						4510	PTF20TT	4716	ITF20TT	5331	ITF20	0.044
1985-1979	V8-5.0	H		5026	T16PR-U11						4509	PTF16TT	4715	ITF16TT	5330	ITF16	0.044
1984-1983	V6-3.8	9		5026	T16PR-U11						4509	PTF16TT	4715	ITF16TT	5330	ITF16	0.044
1984-1978	V6-3.8	A		5027	T16PR-U15						4509	PTF16TT	4715	ITF16TT	5330	ITF16	0.060
1982-1980	V6-3.8	K		5026	T16PR-U11						4509	PTF16TT	4715	ITF16TT	5330	ITF16	0.044
1982-1979	V8-4.4	J		5026	T16PR-U11						4509	PTF16TT	4715	ITF16TT	5330	ITF16	0.044
1979-1978	V6-3.3	M		5026	T16PR-U11						4509	PTF16TT	4715	ITF16TT	5330	ITF16	0.044
1979-1976	V8-5.7	L		5026	T16PR-U11						4509	PTF16TT	4715	ITF16TT	5330	ITF16	0.044
1979	V6-3.8	Z		5027	T16PR-U15						4509	PTF16TT	4715	ITF16TT	5330	ITF16	0.060
1978-1977	V8-5.0	U		5026	T16PR-U11						4509	PTF16TT	4715	ITF16TT	5330	ITF16	0.044
1977-1975	L6-4.1	D		5020	T14PR-U												0.035
1976-1974	V8-6.6	U		5030	T16R-U15						4509	PTF16TT	4715	ITF16TT	5330	ITF16	0.060
1976	V8-5.0	Q		5026	T16PR-U11						4509	PTF16TT	4715	ITF16TT	5330	ITF16	0.044
1976	V8-5.7	V		5026	T16PR-U11						4509	PTF16TT	4715	ITF16TT	5330	ITF16	0.044
1975-1974	V8-5.7	L		5029	T16R-U						4509	PTF16TT	4715	ITF16TT	5330	ITF16	0.035
1975-1972	V8-5.7	H		5029	T16R-U						4509	PTF16TT	4715	ITF16TT	5330	ITF16	0.035
1974-1973	V8-7.4	Y		5029	T16R-U						4509	PTF16TT	4715	ITF16TT	5330	ITF16	0.035
1974	V8-6.6	R		5029	T16R-U						4509	PTF16TT	4715	ITF16TT	5330	ITF16	0.035
1973	L6-4.1	Q		5029	T16R-U						4509	PTF16TT	4715	ITF16TT	5330	ITF16	0.035
1973	V8-5.0	X		5029	T16R-U						4509	PTF16TT	4715	ITF16TT	5330	ITF16	0.035
1973	V8-5.7	K		5029	T16R-U						4509	PTF16TT	4715	ITF16TT	5330	ITF16	0.035
1972	L6-4.1	D		5020	T14PR-U												0.035
1972	V8-5.0	F		5029	T16R-U						4509	PTF16TT	4715	ITF16TT	5330	ITF16	0.035
1972	V8-5.7	J		5029	T16R-U						4509	PTF16TT	4715	ITF16TT	5330	ITF16	0.035
1972	V8-6.6	U		5030	T16R-U15						4509	PTF16TT	4715	ITF16TT	5330	ITF16	0.060
1972	V8-7.4	W		5029	T16R-U						4509	PTF16TT	4715	ITF16TT	5330	ITF16	0.035
1971	L6-4.1			5020	T14PR-U												0.035
1971	V8-5.0	P		5025	T16PR-U						4509	PTF16TT	4715	ITF16TT	5330	ITF16	0.035
1971	V8-5.7			5025	T16PR-U						4509	PTF16TT	4715	ITF16TT	5330	ITF16	0.035
1971	V8-6.6	K		5030	T16R-U15						4509	PTF16TT	4715	ITF16TT	5330	ITF16	0.060
1971	V8-7.4			5035	T20PR-U						4510	PTF20TT	4716	ITF20TT	5331	ITF20	0.035
1970-1969	V8-5.7			5044	W16S-U												0.027
1970-1966	V8-6.5			3066	W20EXR-U	3229	P20R8				4502	PW20TT	4709	IW20TT	5306	IW20	0.032
1970	L6-4.1		Custom,	5020	T14PR-U						4509	PTF16TT	4715	ITF16TT	5330	ITF16	0.035
1970	L6-4.1		Exc. Custom,	5029	T16R-U												0.035
1970	V8-5.0	B		5026	T16PR-U11						4509	PTF16TT	4715	ITF16TT	5330	ITF16	0.044
1970	V8-6.6		Custom,	5025	T16PR-U						4509	PTF16TT	4715	ITF16TT	5330	ITF16	0.035
1970	V8-6.6		Exc. Custom,	5030	T16R-U15						4509	PTF16TT	4715	ITF16TT	5330	ITF16	0.060
1970	V8-7.4			5026	T16PR-U11						4509	PTF16TT	4715	ITF16TT	5330	ITF16	0.044
1969-1968	L6-3.8	S		3031	W16EXR-U	3004	P16R				4501	PW16TT	4708	IW16TT	5305	IW16	0.032



YEAR ANNEE AÑO	CYL	ENGINE MOTEUR MOTOR	NOTES/NOTAS	OE Types						Twin-Tip (TT) Technology				High Performance		GAP ECART. BRECHA		
				U-GROOVE (Standard)		DOUBLE PLATINUM		IRIDIUM LONG-LIFE		PLATINUM TT		IRIDIUM TT		IRIDIUM POWER / IRIDIUM RACING				
				STOCK STOCK BOLSA	PLUG BOUGIE BUJIA	STOCK STOCK BOLSA	PLUG BOUGIE BUJIA	STOCK STOCK BOLSA	PLUG BOUGIE BUJIA	STOCK STOCK BOLSA	PLUG BOUGIE BUJIA	STOCK STOCK BOLSA	PLUG BOUGIE BUJIA	STOCK STOCK BOLSA	PLUG BOUGIE BUJIA			
CHEVROLET [continued]																		
EL CAMINO [continued]																		
1969-1967	L6-4.1			3031	W16EXR-U	3004	P16R					4501	PW16TT	4708	IW16TT	5305	IW16	0.032
1969	V8-5.0	DC		6008	W14-U													0.027
1968	V8-5.0	ME		3037	W16PR-U													0.027
1968	V8-5.4	HJ		6021	W14PR-U													0.027
1967-1964	L6-3.8			3031	W16EXR-U	3004	P16R					4501	PW16TT	4708	IW16TT	5305	IW16	0.032
1967-1964	V8-4.6			3075	W20S-U													0.027
1967	V8-5.3			3075	W20S-U													0.027
1966	V8-5.3			5044	W16S-U													0.027
1965-1964	L6-3.2			3031	W16EXR-U	3004	P16R					4501	PW16TT	4708	IW16TT	5305	IW16	0.032
1960-1959	V8-4.6			3075	W20S-U													0.027
1960-1959	V8-5.7			3066	W20EXR-U	3229	P20R8					4502	PW20TT	4709	IW20TT	5306	IW20	0.032
EQUINOX																		
2015-2013	L4-2.4	LEA										4513	PTV16TT	4718	ITV16TT	5338	ITV16	0.040
2015-2013	V6-3.6	LFX												4719	ITV20TT	5339	ITV20	0.040
2012-2011	V6-3.0	LFW												4719	ITV20TT	5339	ITV20	0.040
2012	L4-2.4	LEA												4718	ITV16TT	5338	ITV16	0.040
2011	L4-2.4	LAF												4718	ITV16TT	5338	ITV16	0.040
2010	L4-2.4	LAF										4513	PTV16TT	4718	ITV16TT	5338	ITV16	0.040
2010	V6-3.0	LF1												4719	ITV20TT	5339	ITV20	0.040
2009-2008	V6-3.6	7				5068	PT16VR13					4513	PTV16TT	4718	ITV16TT	5338	ITV16	0.050
2009-2005	V6-3.4	F										4511	PT16TT	4713	IT16TT	5325	IT16	0.040
EXPRESS 1500																		
2014-2013	V6-4.3	LU3				5070	PT16EPR-L13					4511	PT16TT	4713	IT16TT	5325	IT16	0.050
2014-2013	V8-5.3	LMF						5090	ZTJ16R10			4511	PT16TT	4713	IT16TT	5325	IT16	0.040
2012-2011	V8-5.3	LMF						5090	ZTJ16R10					4713	IT16TT	5325	IT16	0.040
2012	V6-4.3	-												4713	IT16TT	5325	IT16	0.040
2011	V6-4.3	X												4713	IT16TT	5325	IT16	0.040
2010-2009	V8-5.3	LMF						5090	ZTJ16R10			4511	PT16TT	4713	IT16TT	5325	IT16	0.040
2010	V6-4.3	X										4511	PT16TT	4713	IT16TT	5325	IT16	0.040
2009-2003	V6-4.3	X		5023	T16EPR-U15	5070	PT16EPR-L13					4511	PT16TT	4713	IT16TT	5325	IT16	0.050
2007-2003	V8-5.3	T						5090	ZTJ16R10			4511	PT16TT	4713	IT16TT	5325	IT16	0.040
2007	V8-5.3	L59						5090	ZTJ16R10			4511	PT16TT	4713	IT16TT	5325	IT16	0.040
2002-1996	V6-4.3	W		5023	T16EPR-U15	5070	PT16EPR-L13					4511	PT16TT	4713	IT16TT	5325	IT16	0.050
2002-1996	V8-5.0	M		5023	T16EPR-U15	5070	PT16EPR-L13					4511	PT16TT	4713	IT16TT	5325	IT16	0.050
2002-1996	V8-5.7	R		5023	T16EPR-U15	5070	PT16EPR-L13					4511	PT16TT	4713	IT16TT	5325	IT16	0.050
EXPRESS 2500																		
2015-2013	V8-6.0	L96						5090	ZTJ16R10			4511	PT16TT	4713	IT16TT	5325	IT16	0.040
2015-2013	V8-6.0	LC8						5090	ZTJ16R10			4511	PT16TT	4713	IT16TT	5325	IT16	0.040
2014-2013	V8-4.8	L20						5090	ZTJ16R10			4511	PT16TT	4713	IT16TT	5325	IT16	0.040
2012-2011	V8-4.8	L20						5090	ZTJ16R10					4713	IT16TT	5325	IT16	0.040
2012-2011	V8-6.0	L96						5090	ZTJ16R10					4713	IT16TT	5325	IT16	0.040



YEAR ANNEE AÑO	CYL	ENGINE MOTEUR MOTOR	NOTES/NOTAS	OE Types						Twin-Tip (TT) Technology				High Performance		GAP ECART. BRECHA
				U-GROOVE (Standard)		DOUBLE PLATINUM		IRIDIUM LONG-LIFE		PLATINUM TT		IRIDIUM TT		IRIDIUM POWER / IRIDIUM RACING		
				STOCK STOCK BOLSA	PLUG BOUGIE BUJIA	STOCK STOCK BOLSA	PLUG BOUGIE BUJIA	STOCK STOCK BOLSA	PLUG BOUGIE BUJIA	STOCK STOCK BOLSA	PLUG BOUGIE BUJIA	STOCK STOCK BOLSA	PLUG BOUGIE BUJIA	STOCK STOCK BOLSA	PLUG BOUGIE BUJIA	
CHEVROLET [continued]																
EXPRESS 2500 [continued]																
2012-2011	V8-6.0	LC8						5090	ZTJ16R10			4713	IT16TT	5325	IT16	0.040
2010	V8-4.8	L20						5090	ZTJ16R10	4511	PT16TT	4713	IT16TT	5325	IT16	0.040
2010	V8-6.0	L96						5090	ZTJ16R10	4511	PT16TT	4713	IT16TT	5325	IT16	0.040
2009-2008	V8-4.8	C						5090	ZTJ16R10	4511	PT16TT	4713	IT16TT	5325	IT16	0.040
2009-2008	V8-6.0	K						5090	ZTJ16R10	4511	PT16TT	4713	IT16TT	5325	IT16	0.040
2007-2003	V8-4.8	V						5090	ZTJ16R10	4511	PT16TT	4713	IT16TT	5325	IT16	0.040
2007-2003	V8-6.0	U						5090	ZTJ16R10	4511	PT16TT	4713	IT16TT	5325	IT16	0.040
2005-2003	V6-4.3	X		5023	T16EPR-U15	5070	PT16EPR-L13			4511	PT16TT	4713	IT16TT	5325	IT16	0.050
2005-2003	V8-5.3	T						5090	ZTJ16R10	4511	PT16TT	4713	IT16TT	5325	IT16	0.040
2002-1996	V6-4.3	W		5023	T16EPR-U15	5070	PT16EPR-L13			4511	PT16TT	4713	IT16TT	5325	IT16	0.050
2002-1996	V8-5.0	M		5023	T16EPR-U15	5070	PT16EPR-L13			4511	PT16TT	4713	IT16TT	5325	IT16	0.050
2002-1996	V8-5.7	R		5023	T16EPR-U15	5070	PT16EPR-L13			4511	PT16TT	4713	IT16TT	5325	IT16	0.050
1996	V8-5.0	H		5035	T20PR-U					4510	PTF20TT	4716	ITF20TT	5331	ITF20	0.035
EXPRESS 3500																
2015-2013	V8-6.0	L96						5090	ZTJ16R10	4511	PT16TT	4713	IT16TT	5325	IT16	0.040
2015-2013	V8-6.0	LC8						5090	ZTJ16R10	4511	PT16TT	4713	IT16TT	5325	IT16	0.040
2014-2013	V8-4.8	L20						5090	ZTJ16R10	4511	PT16TT	4713	IT16TT	5325	IT16	0.040
2012-2011	V8-4.8	L20						5090	ZTJ16R10			4713	IT16TT	5325	IT16	0.040
2012-2011	V8-6.0	L96						5090	ZTJ16R10			4713	IT16TT	5325	IT16	0.040
2012-2011	V8-6.0	LC8						5090	ZTJ16R10			4713	IT16TT	5325	IT16	0.040
2010	V8-4.8	L20						5090	ZTJ16R10	4511	PT16TT	4713	IT16TT	5325	IT16	0.040
2010	V8-6.0	L96						5090	ZTJ16R10	4511	PT16TT	4713	IT16TT	5325	IT16	0.040
2009-2008	V8-4.8	C						5090	ZTJ16R10	4511	PT16TT	4713	IT16TT	5325	IT16	0.040
2009-2008	V8-6.0	K						5090	ZTJ16R10	4511	PT16TT	4713	IT16TT	5325	IT16	0.040
2007-2005	V8-4.8	V						5090	ZTJ16R10	4511	PT16TT	4713	IT16TT	5325	IT16	0.040
2007-2003	V8-6.0	U						5090	ZTJ16R10	4511	PT16TT	4713	IT16TT	5325	IT16	0.040
2002-2001	V8-8.1	G				5071	TJ14R-P15			4511	PT16TT	4713	IT16TT	5325	IT16	0.060
2002-1996	V8-5.7	R		5023	T16EPR-U15	5070	PT16EPR-L13			4511	PT16TT	4713	IT16TT	5325	IT16	0.050
2000-1996	V8-7.4	J		5023	T16EPR-U15	5070	PT16EPR-L13			4511	PT16TT	4713	IT16TT	5325	IT16	0.050
EXPRESS 4500																
2015-2013	V8-6.0	L96						5090	ZTJ16R10	4511	PT16TT	4713	IT16TT	5325	IT16	0.040
2015-2013	V8-6.0	LC8						5090	ZTJ16R10	4511	PT16TT	4713	IT16TT	5325	IT16	0.040
2012-2010	V8-6.0	L96						5090	ZTJ16R10			4713	IT16TT	5325	IT16	0.040
2009	V8-6.0	K						5090	ZTJ16R10			4713	IT16TT	5325	IT16	0.040
G10 VAN																
1995-1988	V8-5.0	H		5035	T20PR-U					4510	PTF20TT	4716	ITF20TT	5331	ITF20	0.035
1995-1987	V6-4.3	Z		5035	T20PR-U					4510	PTF20TT	4716	ITF20TT	5331	ITF20	0.035
1993-1987	V8-5.7	K		5035	T20PR-U					4510	PTF20TT	4716	ITF20TT	5331	ITF20	0.035
1987-1981	V8-5.0	H		5026	T16PR-U11					4509	PTF16TT	4715	ITF16TT	5330	ITF16	0.044
1986-1985	V6-4.3	N		5035	T20PR-U					4510	PTF20TT	4716	ITF20TT	5331	ITF20	0.035
1986-1976	V8-5.7	L		5026	T16PR-U11					4509	PTF16TT	4715	ITF16TT	5330	ITF16	0.044



YEAR ANEE AÑO	CYL	ENGINE MOTEUR MOTOR	NOTES/NOTAS	OE Types						Twin-Tip (TT) Technology				High Performance		GAP ECART. BRECHA	
				U-GROOVE (Standard)		DOUBLE PLATINUM		IRIDIUM LONG-LIFE		PLATINUM TT		IRIDIUM TT		IRIDIUM POWER / IRIDIUM RACING			
				STOCK STOCK BOLSA	PLUG BOUGIE BUJIA	STOCK STOCK BOLSA	PLUG BOUGIE BUJIA	STOCK STOCK BOLSA	PLUG BOUGIE BUJIA	STOCK STOCK BOLSA	PLUG BOUGIE BUJIA	STOCK STOCK BOLSA	PLUG BOUGIE BUJIA	STOCK STOCK BOLSA	PLUG BOUGIE BUJIA		
CHEVROLET [continued]																	
G10 VAN [continued]																	
1986	V8-5.0	F		5029	T16R-U						4509	PTF16TT	4715	ITF16TT	5330	ITF16	0.035
1985-1982	V8-5.0	F		5026	T16PR-U11						4509	PTF16TT	4715	ITF16TT	5330	ITF16	0.044
1984-1980	L6-4.1	D		5025	T16PR-U						4509	PTF16TT	4715	ITF16TT	5330	ITF16	0.035
1981-1980	V8-5.0	G		5026	T16PR-U11						4509	PTF16TT	4715	ITF16TT	5330	ITF16	0.044
1980	V8-5.7	P		5026	T16PR-U11						4509	PTF16TT	4715	ITF16TT	5330	ITF16	0.044
1979-1977	V8-5.0	U		5026	T16PR-U11						4509	PTF16TT	4715	ITF16TT	5330	ITF16	0.044
1979-1976	L6-4.1	D		5020	T14PR-U												0.035
1976	V8-5.7	V		5026	T16PR-U11						4509	PTF16TT	4715	ITF16TT	5330	ITF16	0.044
1975-1974	V8-5.7	V		5029	T16R-U						4509	PTF16TT	4715	ITF16TT	5330	ITF16	0.035
1975-1973	L6-4.1	Q		5029	T16R-U						4509	PTF16TT	4715	ITF16TT	5330	ITF16	0.035
1975-1973	V8-5.7	Y		5029	T16R-U						4509	PTF16TT	4715	ITF16TT	5330	ITF16	0.035
1974-1973	V8-7.4	Z		5029	T16R-U						4509	PTF16TT	4715	ITF16TT	5330	ITF16	0.035
1973	V8-5.0	X		5029	T16R-U						4509	PTF16TT	4715	ITF16TT	5330	ITF16	0.035
1972-1971	V8-5.7	E		5029	T16R-U						4509	PTF16TT	4715	ITF16TT	5330	ITF16	0.035
1972	L6-4.1	D		5029	T16R-U						4509	PTF16TT	4715	ITF16TT	5330	ITF16	0.035
1972	V8-5.0	F		5029	T16R-U						4509	PTF16TT	4715	ITF16TT	5330	ITF16	0.035
1972	V8-5.7	H		5029	T16R-U						4509	PTF16TT	4715	ITF16TT	5330	ITF16	0.035
1971	L6-4.1	C		5020	T14PR-U												0.035
1971	L6-4.1	L		5020	T14PR-U												0.035
1971	V8-5.0	H		5026	T16PR-U11						4509	PTF16TT	4715	ITF16TT	5330	ITF16	0.044
1970	L6-4.1	N		5029	T16R-U						4509	PTF16TT	4715	ITF16TT	5330	ITF16	0.035
1970	V8-5.0	A		6021	W14PR-U												0.027
1970	V8-5.7	E		3075	W20S-U												0.027
1969-1968	L6-3.8	S		3031	W16EXR-U	3004	P16R				4501	PW16TT	4708	IW16TT	5305	IW16	0.032
1969-1968	L6-4.1	P		3031	W16EXR-U	3004	P16R				4501	PW16TT	4708	IW16TT	5305	IW16	0.032
1969	V8-5.0	U		6008	W14-U												0.027
1968	V8-5.0	E		3037	W16PR-U												0.027
1967-1966	L6-3.8			3031	W16EXR-U	3004	P16R				4501	PW16TT	4708	IW16TT	5305	IW16	0.032
1967	L6-4.1			3031	W16EXR-U	3004	P16R				4501	PW16TT	4708	IW16TT	5305	IW16	0.032
1966-1964	L6-3.2			3031	W16EXR-U	3004	P16R				4501	PW16TT	4708	IW16TT	5305	IW16	0.032
1965-1964	L4-2.5			3057	W20ESR-U								4709	IW20TT	5306	IW20	0.032
G20 VAN																	
1995-1987	V6-4.3	Z		5035	T20PR-U						4510	PTF20TT	4716	ITF20TT	5331	ITF20	0.035
1995-1987	V8-5.0	H		5035	T20PR-U						4510	PTF20TT	4716	ITF20TT	5331	ITF20	0.035
1995-1987	V8-5.7	K		5035	T20PR-U						4510	PTF20TT	4716	ITF20TT	5331	ITF20	0.035
1986-1985	V6-4.3	N		5035	T20PR-U						4510	PTF20TT	4716	ITF20TT	5331	ITF20	0.035
1986-1984	V8-5.7	M		5026	T16PR-U11						4509	PTF16TT	4715	ITF16TT	5330	ITF16	0.044
1986-1981	V8-5.0	H		5026	T16PR-U11						4509	PTF16TT	4715	ITF16TT	5330	ITF16	0.044
1986-1976	V8-5.7	L		5026	T16PR-U11						4509	PTF16TT	4715	ITF16TT	5330	ITF16	0.044
1986	V8-5.0	F		5029	T16R-U						4509	PTF16TT	4715	ITF16TT	5330	ITF16	0.035
1985-1981	V8-5.0	F		5026	T16PR-U11						4509	PTF16TT	4715	ITF16TT	5330	ITF16	0.044



YEAR ANNEE AÑO	CYL	ENGINE MOTEUR MOTOR	NOTES/NOTAS	OE Types						Twin-Tip (TT) Technology				High Performance		GAP ECART. BRECHA	
				U-GROOVE (Standard)		DOUBLE PLATINUM		IRIDIUM LONG-LIFE		PLATINUM TT		IRIDIUM TT		IRIDIUM POWER / IRIDIUM RACING			
				STOCK STOCK BOLSA	PLUG BOUGIE BUJIA	STOCK STOCK BOLSA	PLUG BOUGIE BUJIA	STOCK STOCK BOLSA	PLUG BOUGIE BUJIA	STOCK STOCK BOLSA	PLUG BOUGIE BUJIA	STOCK STOCK BOLSA	PLUG BOUGIE BUJIA	STOCK STOCK BOLSA	PLUG BOUGIE BUJIA		
CHEVROLET [continued]																	
G20 VAN [continued]																	
1984-1981	L6-4.1	D		5025	T16PR-U						4509	PTF16TT	4715	ITF16TT	5330	ITF16	0.035
1982-1980	V8-5.7	M		5026	T16PR-U11						4509	PTF16TT	4715	ITF16TT	5330	ITF16	0.044
1981-1980	V8-5.0	G		5026	T16PR-U11						4509	PTF16TT	4715	ITF16TT	5330	ITF16	0.044
1980-1977	L6-4.1	D		5020	T14PR-U												0.035
1980-1977	V8-6.6	R		5026	T16PR-U11						4509	PTF16TT	4715	ITF16TT	5330	ITF16	0.044
1980-1973	L6-4.8	T		5029	T16R-U						4509	PTF16TT	4715	ITF16TT	5330	ITF16	0.035
1980	V8-6.6	X		5029	T16R-U						4509	PTF16TT	4715	ITF16TT	5330	ITF16	0.035
1979-1977	V8-5.0	U		5026	T16PR-U11						4509	PTF16TT	4715	ITF16TT	5330	ITF16	0.044
1976	V8-5.7	V		5026	T16PR-U11						4509	PTF16TT	4715	ITF16TT	5330	ITF16	0.044
1976	V8-6.6	U		5030	T16R-U15						4509	PTF16TT	4715	ITF16TT	5330	ITF16	0.060
1976	V8-7.4	S		5026	T16PR-U11						4509	PTF16TT	4715	ITF16TT	5330	ITF16	0.044
1975-1974	V8-5.7	V		5029	T16R-U						4509	PTF16TT	4715	ITF16TT	5330	ITF16	0.035
1975-1973	L6-4.1	Q		5029	T16R-U						4509	PTF16TT	4715	ITF16TT	5330	ITF16	0.035
1975-1973	V8-5.7	Y		5029	T16R-U						4509	PTF16TT	4715	ITF16TT	5330	ITF16	0.035
1975	V8-6.6	M		5030	T16R-U15						4509	PTF16TT	4715	ITF16TT	5330	ITF16	0.060
1974-1973	V8-7.4	Z		5029	T16R-U						4509	PTF16TT	4715	ITF16TT	5330	ITF16	0.035
1974	V8-5.7	W		5029	T16R-U						4509	PTF16TT	4715	ITF16TT	5330	ITF16	0.035
1972	L6-4.1	D		5029	T16R-U						4509	PTF16TT	4715	ITF16TT	5330	ITF16	0.035
1972	V8-5.7	E		5029	T16R-U						4509	PTF16TT	4715	ITF16TT	5330	ITF16	0.035
1972	V8-5.7	H		5029	T16R-U						4509	PTF16TT	4715	ITF16TT	5330	ITF16	0.035
1971	L6-4.1	C		5020	T14PR-U												0.035
1971	L6-4.1	L		5020	T14PR-U												0.035
1971	L6-4.8	S		5029	T16R-U						4509	PTF16TT	4715	ITF16TT	5330	ITF16	0.035
1971	V8-5.7	E		5026	T16PR-U11						4509	PTF16TT	4715	ITF16TT	5330	ITF16	0.044
1970	L6-4.1	N	Exc. Sportvan,	5020	T14PR-U												0.035
1970	L6-4.1	N	Sportvan,	5029	T16R-U						4509	PTF16TT	4715	ITF16TT	5330	ITF16	0.035
1970	V8-5.7	E		3075	W20S-U												0.027
1969-1968	L6-3.8	S		3031	W16EXR-U	3004	P16R				4501	PW16TT	4708	IW16TT	5305	IW16	0.032
1969-1968	L6-4.1	P		3031	W16EXR-U	3004	P16R				4501	PW16TT	4708	IW16TT	5305	IW16	0.032
1969	V8-5.0	U		6008	W14-U												0.027
1968	V8-5.0	E		3037	W16PR-U												0.027
1967	L6-3.8			3031	W16EXR-U	3004	P16R				4501	PW16TT	4708	IW16TT	5305	IW16	0.032
G30 VAN																	
1996	V8-5.7	K		5035	T20PR-U	5070	PT16EPR-L13				4510	PTF20TT	4716	ITF20TT	5331	ITF20	0.050
1995-1988	V8-7.4	N		5035	T20PR-U						4510	PTF20TT	4716	ITF20TT	5331	ITF20	0.035
1995-1987	V6-4.3	Z		5035	T20PR-U						4510	PTF20TT	4716	ITF20TT	5331	ITF20	0.035
1995-1987	V8-5.7	K		5035	T20PR-U						4510	PTF20TT	4716	ITF20TT	5331	ITF20	0.035
1988-1980	V8-5.7	M		5026	T16PR-U11						4509	PTF16TT	4715	ITF16TT	5330	ITF16	0.044
1986-1985	V6-4.3	N		5035	T20PR-U						4510	PTF20TT	4716	ITF20TT	5331	ITF20	0.035
1986-1982	V8-5.7	L		5026	T16PR-U11						4509	PTF16TT	4715	ITF16TT	5330	ITF16	0.044
1985	V8-5.0	F		5029	T16R-U						4509	PTF16TT	4715	ITF16TT	5330	ITF16	0.035



YEAR ANNEE AÑO	CYL	ENGINE MOTEUR MOTOR	NOTES/NOTAS	OE Types						Twin-Tip (TT) Technology				High Performance		GAP ECART. BRECHA	
				U-GROOVE (Standard)		DOUBLE PLATINUM		IRIDIUM LONG-LIFE		PLATINUM TT		IRIDIUM TT		IRIDIUM POWER / IRIDIUM RACING			
				STOCK STOCK BOLSA	PLUG BOUGIE BUJIA	STOCK STOCK BOLSA	PLUG BOUGIE BUJIA	STOCK STOCK BOLSA	PLUG BOUGIE BUJIA	STOCK STOCK BOLSA	PLUG BOUGIE BUJIA	STOCK STOCK BOLSA	PLUG BOUGIE BUJIA	STOCK STOCK BOLSA	PLUG BOUGIE BUJIA		
CHEVROLET [continued]																	
G30 VAN [continued]																	
1984-1981	L6-4.1	D		5025	T16PR-U						4509	PTF16TT	4715	ITF16TT	5330	ITF16	0.035
1982	V8-5.0	H		5026	T16PR-U11						4509	PTF16TT	4715	ITF16TT	5330	ITF16	0.044
1982	V8-5.0	F		5029	T16R-U						4509	PTF16TT	4715	ITF16TT	5330	ITF16	0.035
1980-1977	V8-6.6	R		5026	T16PR-U11						4509	PTF16TT	4715	ITF16TT	5330	ITF16	0.044
1980-1976	V8-5.7	L		5026	T16PR-U11						4509	PTF16TT	4715	ITF16TT	5330	ITF16	0.044
1979-1978	L6-4.1	D		5020	T14PR-U												0.035
1979-1978	V8-5.0	U		5026	T16PR-U11						4509	PTF16TT	4715	ITF16TT	5330	ITF16	0.044
1979-1974	L6-4.8	T		5029	T16R-U						4509	PTF16TT	4715	ITF16TT	5330	ITF16	0.035
1976	L6-4.1	D		5020	T14PR-U												0.035
1976	V8-5.7	V		5026	T16PR-U11						4509	PTF16TT	4715	ITF16TT	5330	ITF16	0.044
1976	V8-6.6	U		5030	T16R-U15						4509	PTF16TT	4715	ITF16TT	5330	ITF16	0.060
1976	V8-7.4	S		5026	T16PR-U11						4509	PTF16TT	4715	ITF16TT	5330	ITF16	0.044
1975-1974	V8-5.7	V		5029	T16R-U						4509	PTF16TT	4715	ITF16TT	5330	ITF16	0.035
1975-1973	V8-5.7	Y		5029	T16R-U						4509	PTF16TT	4715	ITF16TT	5330	ITF16	0.035
1975-1973	V8-7.4	Z		5029	T16R-U						4509	PTF16TT	4715	ITF16TT	5330	ITF16	0.035
1975	V8-6.6	M		5030	T16R-U15						4509	PTF16TT	4715	ITF16TT	5330	ITF16	0.060
1974-1973	L6-4.1	Q		5029	T16R-U						4509	PTF16TT	4715	ITF16TT	5330	ITF16	0.035
1972-1971	L6-4.8	S		5029	T16R-U						4509	PTF16TT	4715	ITF16TT	5330	ITF16	0.035
1972	L6-4.1	D		5029	T16R-U						4509	PTF16TT	4715	ITF16TT	5330	ITF16	0.035
1972	V8-5.7	E		5029	T16R-U						4509	PTF16TT	4715	ITF16TT	5330	ITF16	0.035
1972	V8-5.7	H		5029	T16R-U						4509	PTF16TT	4715	ITF16TT	5330	ITF16	0.035
1971	L6-4.1	C		5020	T14PR-U												0.035
1971	L6-4.1	L		5020	T14PR-U												0.035
1971	L6-4.1	S		5020	T14PR-U												0.035
1971	V8-5.7	A		5026	T16PR-U11						4509	PTF16TT	4715	ITF16TT	5330	ITF16	0.044
1971	V8-5.7	B		5026	T16PR-U11						4509	PTF16TT	4715	ITF16TT	5330	ITF16	0.044
1971	V8-5.7	E		5026	T16PR-U11						4509	PTF16TT	4715	ITF16TT	5330	ITF16	0.044
HHR																	
2011-2010	L4-2.2	LE8											4718	ITV16TT	5338	ITV16	0.040
2011-2010	L4-2.4	LE9											4718	ITV16TT	5338	ITV16	0.040
2010	L4-2.0	M	T								4513	PTV16TT	4718	ITV16TT	5338	ITV16	0.040
2009	L4-2.0	X	T			5068	PT16VR13				4513	PTV16TT	4718	ITV16TT	5338	ITV16	0.050
2009	L4-2.2	LE8				5068	PT16VR13				4513	PTV16TT	4718	ITV16TT	5338	ITV16	0.050
2009	L4-2.4	LE9				5068	PT16VR13				4513	PTV16TT	4718	ITV16TT	5338	ITV16	0.050
2008-2006	L4-2.2	D				5068	PT16VR13				4513	PTV16TT	4718	ITV16TT	5338	ITV16	0.050
2008-2006	L4-2.4	P				5068	PT16VR13				4513	PTV16TT	4718	ITV16TT	5338	ITV16	0.050
2008	L4-2.0	X	T			5068	PT16VR13				4513	PTV16TT	4718	ITV16TT	5338	ITV16	0.050
IMPALA																	
2015-2012	V6-3.6	LFX											4719	ITV20TT	5339	ITV20	0.040
2015	V6-3.6	LFR											4719	ITV20TT	5339	ITV20	0.040
2014	L4-2.4	LUK									4513	PTV16TT	4718	ITV16TT	5338	ITV16	0.040



YEAR ANNEE AÑO	CYL	ENGINE MOTEUR MOTOR	NOTES/NOTAS	OE Types						Twin-Tip (TT) Technology				High Performance		GAP ECART. BRECHA		
				U-GROOVE (Standard)		DOUBLE PLATINUM		IRIDIUM LONG-LIFE		PLATINUM TT		IRIDIUM TT		IRIDIUM POWER / IRIDIUM RACING				
				STOCK STOCK BOLSA	PLUG BOUGIE BUJIA	STOCK STOCK BOLSA	PLUG BOUGIE BUJIA	STOCK STOCK BOLSA	PLUG BOUGIE BUJIA	STOCK STOCK BOLSA	PLUG BOUGIE BUJIA	STOCK STOCK BOLSA	PLUG BOUGIE BUJIA	STOCK STOCK BOLSA	PLUG BOUGIE BUJIA			
CHEVROLET [continued]																		
IMPALA [continued]																		
2011-2010	V6-3.9	LGD								5090	ZTJ16R10			4713	IT16TT	5325	IT16	0.040
2011	V6-3.5	K								5090	ZTJ16R10			4713	IT16TT	5325	IT16	0.040
2010-2009	V6-3.9	M								5090	ZTJ16R10	4511	PT16TT	4713	IT16TT	5325	IT16	0.040
2010-2006	V6-3.5	K								5090	ZTJ16R10	4511	PT16TT	4713	IT16TT	5325	IT16	0.040
2010-2006	V6-3.5	N								5090	ZTJ16R10	4511	PT16TT	4713	IT16TT	5325	IT16	0.040
2009-2006	V8-5.3	C								5090	ZTJ16R10	4511	PT16TT	4713	IT16TT	5325	IT16	0.040
2009	V6-3.9	LGD										4511	PT16TT					0.040
2008	V6-3.9	3								5090	ZTJ16R10	4511	PT16TT	4713	IT16TT	5325	IT16	0.040
2007	V6-3.9	R								5090	ZTJ16R10	4511	PT16TT	4713	IT16TT	5325	IT16	0.040
2006	V6-3.9	1								5090	ZTJ16R10	4511	PT16TT	4713	IT16TT	5325	IT16	0.040
2005-2004	V6-3.4	E										4511	PT16TT	4713	IT16TT	5325	IT16	0.040
2005-2004	V6-3.8	K										4511	PT16TT	4713	IT16TT	5325	IT16	0.040
2005-2004	V6-3.8	1	S									4511	PT16TT	4713	IT16TT	5325	IT16	0.040
2003-2000	V6-3.4	E		5023	T16EPR-U15	5070	PT16EPR-L13					4511	PT16TT	4713	IT16TT	5325	IT16	0.050
2003-2000	V6-3.8	K		5023	T16EPR-U15	5070	PT16EPR-L13					4511	PT16TT	4713	IT16TT	5325	IT16	0.050
1996	V8-5.7	P		5023	T16EPR-U15	5070	PT16EPR-L13					4511	PT16TT	4713	IT16TT	5325	IT16	0.050
1995-1994	V8-5.7	P		5023	T16EPR-U15	5070	PT16EPR-L13					4511	PT16TT	4713	IT16TT	5325	IT16	0.060
1985-1980	V6-3.8	A		5027	T16PR-U15							4509	PTF16TT	4715	ITF16TT	5330	ITF16	0.060
1985-1980	V8-5.0	H		5026	T16PR-U11							4509	PTF16TT	4715	ITF16TT	5330	ITF16	0.044
1985	V6-4.3	Z		5035	T20PR-U							4510	PTF20TT	4716	ITF20TT	5331	ITF20	0.035
1985	V8-5.7	6		5036	T20PR-U11							4510	PTF20TT	4716	ITF20TT	5331	ITF20	0.044
1984-1983	V6-3.8	9		5026	T16PR-U11							4509	PTF16TT	4715	ITF16TT	5330	ITF16	0.044
1984-1983	V8-5.7	6		5026	T16PR-U11							4509	PTF16TT	4715	ITF16TT	5330	ITF16	0.044
1982-1980	V6-3.8	K		5026	T16PR-U11							4509	PTF16TT	4715	ITF16TT	5330	ITF16	0.044
1982-1980	V8-4.4	J		5026	T16PR-U11							4509	PTF16TT	4715	ITF16TT	5330	ITF16	0.044
1982-1976	V8-5.7	L		5026	T16PR-U11							4509	PTF16TT	4715	ITF16TT	5330	ITF16	0.044
1979-1977	L6-4.1	D		5020	T14PR-U													0.035
1979	V8-5.0	G		5026	T16PR-U11							4509	PTF16TT	4715	ITF16TT	5330	ITF16	0.044
1978-1977	V8-5.0	U		5026	T16PR-U11							4509	PTF16TT	4715	ITF16TT	5330	ITF16	0.044
1976-1974	V8-6.6	U		5030	T16R-U15							4509	PTF16TT	4715	ITF16TT	5330	ITF16	0.060
1976	V8-5.7	V		5026	T16PR-U11							4509	PTF16TT	4715	ITF16TT	5330	ITF16	0.044
1976	V8-7.4	S		5026	T16PR-U11							4509	PTF16TT	4715	ITF16TT	5330	ITF16	0.044
1975-1974	V8-5.7	L		5029	T16R-U							4509	PTF16TT	4715	ITF16TT	5330	ITF16	0.035
1975-1974	V8-7.4	Y		5029	T16R-U							4509	PTF16TT	4715	ITF16TT	5330	ITF16	0.035
1975-1972	V8-5.7	H		5029	T16R-U							4509	PTF16TT	4715	ITF16TT	5330	ITF16	0.035
1975	V8-6.6	M		5030	T16R-U15							4509	PTF16TT	4715	ITF16TT	5330	ITF16	0.060
1974-1972	V8-6.6	R		5029	T16R-U							4509	PTF16TT	4715	ITF16TT	5330	ITF16	0.035
1974	V8-5.7	K		5029	T16R-U							4509	PTF16TT	4715	ITF16TT	5330	ITF16	0.035
1973-1972	L6-4.1	D		5029	T16R-U							4509	PTF16TT	4715	ITF16TT	5330	ITF16	0.035
1973	V8-5.7	J		5029	T16R-U							4509	PTF16TT	4715	ITF16TT	5330	ITF16	0.035
1973	V8-7.4	X		5029	T16R-U							4509	PTF16TT	4715	ITF16TT	5330	ITF16	0.035



YEAR ANNEE AÑO	CYL	ENGINE MOTEUR MOTOR	NOTES/NOTAS	OE Types						Twin-Tip (TT) Technology				High Performance		GAP ECART. BRECHA	
				U-GROOVE (Standard)		DOUBLE PLATINUM		IRIDIUM LONG-LIFE		PLATINUM TT		IRIDIUM TT		IRIDIUM POWER / IRIDIUM RACING			
				STOCK STOCK BOLSA	PLUG BOUGIE BUJIA	STOCK STOCK BOLSA	PLUG BOUGIE BUJIA	STOCK STOCK BOLSA	PLUG BOUGIE BUJIA	STOCK STOCK BOLSA	PLUG BOUGIE BUJIA	STOCK STOCK BOLSA	PLUG BOUGIE BUJIA	STOCK STOCK BOLSA	PLUG BOUGIE BUJIA		
CHEVROLET [continued]																	
IMPALA [continued]																	
1972	V8-5.7	K		5029	T16R-U						4509	PTF16TT	4715	ITF16TT	5330	ITF16	0.035
1972	V8-6.6	S		5029	T16R-U						4509	PTF16TT	4715	ITF16TT	5330	ITF16	0.035
1972	V8-7.4	V		5029	T16R-U						4509	PTF16TT	4715	ITF16TT	5330	ITF16	0.035
1971	L6-4.1			5020	T14PR-U												0.035
1971	V8-5.7			5025	T16PR-U						4509	PTF16TT	4715	ITF16TT	5330	ITF16	0.035
1971	V8-6.6			5035	T20PR-U						4510	PTF20TT	4716	ITF20TT	5331	ITF20	0.035
1971	V8-6.6			5025	T16PR-U						4509	PTF16TT	4715	ITF16TT	5330	ITF16	0.035
1971	V8-7.4			3066	W20EXR-U	3229	P20R8				4502	PW20TT	4709	IW20TT	5306	IW20	0.032
1970	L6-4.1			5029	T16R-U						4509	PTF16TT	4715	ITF16TT	5330	ITF16	0.035
1970	V8-5.7			5046	W20PR-U												0.027
1970	V8-6.6			5029	T16R-U						4509	PTF16TT	4715	ITF16TT	5330	ITF16	0.035
1970	V8-7.4			5038	T20R-U						4510	PTF20TT	4716	ITF20TT	5331	ITF20	0.035
1969-1967	V8-7.0			3066	W20EXR-U	3229	P20R8				4502	PW20TT	4709	IW20TT	5306	IW20	0.032
1969-1966	V8-6.5			3066	W20EXR-U	3229	P20R8				4502	PW20TT	4709	IW20TT	5306	IW20	0.032
1969-1965	L6-4.1			3031	W16EXR-U	3004	P16R				4501	PW16TT	4708	IW16TT	5305	IW16	0.032
1969	V8-5.4	FB		3037	W16PR-U												0.027
1969	V8-5.7			3037	W16PR-U												0.027
1968	V8-5.0	ME		6021	W14PR-U												0.027
1968	V8-5.4	HJ		6021	W14PR-U												0.027
1967-1965	V8-5.4			6021	W14PR-U												0.027
1967-1960	V8-4.6			3037	W16PR-U												0.027
1966	V8-7.0			6021	W14PR-U												0.027
1965-1961	L6-3.8			3031	W16EXR-U	3004	P16R				4501	PW16TT	4708	IW16TT	5305	IW16	0.032
1965-1961	V8-6.7			3031	W16EXR-U	3004	P16R				4501	PW16TT	4708	IW16TT	5305	IW16	0.032
1964	V8-5.4			5044	W16S-U												0.027
1963-1962	V8-5.3			5044	W16S-U												0.027
1961-1959	V8-5.7			3110	W16ESR-U							4708	IW16TT	5305	IW16	0.032	
1959	V8-4.6			3075	W20S-U												0.027
IMPALA LIMITED																	
2015-2014	V6-3.6	LFX											4719	ITV20TT	5339	ITV20	0.040
K10 SUBURBAN																	
1986-1985	V8-5.0	H		5025	T16PR-U						4509	PTF16TT	4715	ITF16TT	5330	ITF16	0.035
1986-1985	V8-5.7	M		5026	T16PR-U11						4509	PTF16TT	4715	ITF16TT	5330	ITF16	0.044
1986-1976	V8-5.7	L		5026	T16PR-U11						4509	PTF16TT	4715	ITF16TT	5330	ITF16	0.044
1985-1984	V8-5.0	F		5029	T16R-U						4509	PTF16TT	4715	ITF16TT	5330	ITF16	0.035
1983	V8-5.0	H		5025	T16PR-U						4509	PTF16TT	4715	ITF16TT	5330	ITF16	0.035
1982-1981	V8-5.0	H		5026	T16PR-U11						4509	PTF16TT	4715	ITF16TT	5330	ITF16	0.044
1982	V8-5.0	F		5026	T16PR-U11						4509	PTF16TT	4715	ITF16TT	5330	ITF16	0.044
1980-1976	L6-4.1	D		5020	T14PR-U												0.035
1980	V8-5.0	G		5026	T16PR-U11						4509	PTF16TT	4715	ITF16TT	5330	ITF16	0.044
1980	V8-5.7	M		5026	T16PR-U11						4509	PTF16TT	4715	ITF16TT	5330	ITF16	0.044



YEAR ANNEE AÑO	CYL	ENGINE MOTEUR MOTOR	NOTES/NOTAS	OE Types						Twin-Tip (TT) Technology				High Performance		GAP ECART. BRECHA	
				U-GROOVE (Standard)		DOUBLE PLATINUM		IRIDIUM LONG-LIFE		PLATINUM TT		IRIDIUM TT		IRIDIUM POWER / IRIDIUM RACING			
				STOCK STOCK BOLSA	PLUG BOUGIE BUJIA	STOCK STOCK BOLSA	PLUG BOUGIE BUJIA	STOCK STOCK BOLSA	PLUG BOUGIE BUJIA	STOCK STOCK BOLSA	PLUG BOUGIE BUJIA	STOCK STOCK BOLSA	PLUG BOUGIE BUJIA	STOCK STOCK BOLSA	PLUG BOUGIE BUJIA		
CHEVROLET [continued]																	
K10 SUBURBAN [continued]																	
1979-1977	V8-5.0	U		5026	T16PR-U11						4509	PTF16TT	4715	ITF16TT	5330	ITF16	0.044
1979-1977	V8-6.6	R		5026	T16PR-U11						4509	PTF16TT	4715	ITF16TT	5330	ITF16	0.044
1976	V8-5.0	Q		5026	T16PR-U11						4509	PTF16TT	4715	ITF16TT	5330	ITF16	0.044
1976	V8-5.7	V		5026	T16PR-U11						4509	PTF16TT	4715	ITF16TT	5330	ITF16	0.044
1976	V8-6.6	U		5030	T16R-U15						4509	PTF16TT	4715	ITF16TT	5330	ITF16	0.060
1975-1974	V8-5.7	V		5029	T16R-U						4509	PTF16TT	4715	ITF16TT	5330	ITF16	0.035
1975-1973	L6-4.1	Q		5029	T16R-U						4509	PTF16TT	4715	ITF16TT	5330	ITF16	0.035
1975-1973	V8-5.7	Y		5029	T16R-U						4509	PTF16TT	4715	ITF16TT	5330	ITF16	0.035
1975	V8-6.6	M		5030	T16R-U15						4509	PTF16TT	4715	ITF16TT	5330	ITF16	0.060
1973	V8-5.0	X		5029	T16R-U						4509	PTF16TT	4715	ITF16TT	5330	ITF16	0.035
1972-1971	V8-5.7	E		5029	T16R-U						4509	PTF16TT	4715	ITF16TT	5330	ITF16	0.035
1972	L6-4.1	D		5020	T14PR-U												0.035
1972	V8-5.0	F		5029	T16R-U						4509	PTF16TT	4715	ITF16TT	5330	ITF16	0.035
1972	V8-6.6	E		5025	T16PR-U						4509	PTF16TT	4715	ITF16TT	5330	ITF16	0.035
1971	L6-4.1	C		5020	T14PR-U												0.035
1971	L6-4.1	L		5020	T14PR-U												0.035
1971	V8-5.0	H		5025	T16PR-U						4509	PTF16TT	4715	ITF16TT	5330	ITF16	0.035
1971	V8-6.6	K		5030	T16R-U15						4509	PTF16TT	4715	ITF16TT	5330	ITF16	0.060
1970	L6-4.1	N		5020	T14PR-U												0.035
1970	V8-5.0	A		6021	W14PR-U												0.027
1970	V8-5.7	E		3075	W20S-U												0.027
1970	V8-6.6	E		5025	T16PR-U						4509	PTF16TT	4715	ITF16TT	5330	ITF16	0.035
1969-1968	L6-4.1	P		3031	W16EXR-U	3004	P16R				4501	PW16TT	4708	IW16TT	5305	IW16	0.032
1969	V8-5.0	E		6008	W14-U												0.027
1969	V8-5.7	E		5044	W16S-U												0.027
1969	V8-6.5	Y		3066	W20EXR-U	3229	P20R8				4502	PW20TT	4709	IW20TT	5306	IW20	0.032
1968	V8-5.0	E		3037	W16PR-U												0.027
1968	V8-5.4	E		5044	W16S-U												0.027
1968	V8-6.5	E		3057	W20ESR-U								4709	IW20TT	5306	IW20	0.032
K10 TRUCK																	
1986-1985	V6-4.3	N		5035	T20PR-U						4510	PTF20TT	4716	ITF20TT	5331	ITF20	0.035
1986-1985	V8-5.7	M		5026	T16PR-U11						4509	PTF16TT	4715	ITF16TT	5330	ITF16	0.044
1986-1981	V8-5.0	H		5026	T16PR-U11						4509	PTF16TT	4715	ITF16TT	5330	ITF16	0.044
1986-1976	V8-5.7	L		5026	T16PR-U11						4509	PTF16TT	4715	ITF16TT	5330	ITF16	0.044
1984-1981	L6-4.1	D		5025	T16PR-U						4509	PTF16TT	4715	ITF16TT	5330	ITF16	0.035
1982	V8-5.7	M		5026	T16PR-U11						4509	PTF16TT	4715	ITF16TT	5330	ITF16	0.044
1980-1979	L6-4.8	T		5029	T16R-U						4509	PTF16TT	4715	ITF16TT	5330	ITF16	0.035
1980-1979	V8-7.4	S		5026	T16PR-U11						4509	PTF16TT	4715	ITF16TT	5330	ITF16	0.044
1980-1976	L6-4.1	D		5020	T14PR-U												0.035
1980	V8-5.7	M		5026	T16PR-U11						4509	PTF16TT	4715	ITF16TT	5330	ITF16	0.044
1980	V8-6.6	X		5029	T16R-U						4509	PTF16TT	4715	ITF16TT	5330	ITF16	0.035



YEAR ANEE AÑO	CYL	ENGINE MOTEUR MOTOR	NOTES/NOTAS	OE Types						Twin-Tip (TT) Technology				High Performance		GAP ECART. BRECHA	
				U-GROOVE (Standard)		DOUBLE PLATINUM		IRIDIUM LONG-LIFE		PLATINUM TT		IRIDIUM TT		IRIDIUM POWER / IRIDIUM RACING			
				STOCK STOCK BOLSA	PLUG BOUGIE BUJIA	STOCK STOCK BOLSA	PLUG BOUGIE BUJIA	STOCK STOCK BOLSA	PLUG BOUGIE BUJIA	STOCK STOCK BOLSA	PLUG BOUGIE BUJIA	STOCK STOCK BOLSA	PLUG BOUGIE BUJIA	STOCK STOCK BOLSA	PLUG BOUGIE BUJIA		
CHEVROLET [continued]																	
K10 TRUCK [continued]																	
1979-1977	V8-5.0	U		5026	T16PR-U11						4509	PTF16TT	4715	ITF16TT	5330	ITF16	0.044
1979-1977	V8-6.6	R		5026	T16PR-U11						4509	PTF16TT	4715	ITF16TT	5330	ITF16	0.044
1976-1975	L6-4.8	T		5029	T16R-U						4509	PTF16TT	4715	ITF16TT	5330	ITF16	0.035
1976	V8-5.7	V		5026	T16PR-U11						4509	PTF16TT	4715	ITF16TT	5330	ITF16	0.044
1976	V8-6.6	U		5030	T16R-U15						4509	PTF16TT	4715	ITF16TT	5330	ITF16	0.060
1976	V8-7.4	S		5026	T16PR-U11						4509	PTF16TT	4715	ITF16TT	5330	ITF16	0.044
1975-1974	V8-5.7	V		5029	T16R-U						4509	PTF16TT	4715	ITF16TT	5330	ITF16	0.035
1975-1973	L6-4.1	Q		5029	T16R-U						4509	PTF16TT	4715	ITF16TT	5330	ITF16	0.035
1975-1973	V8-5.7	Y		5029	T16R-U						4509	PTF16TT	4715	ITF16TT	5330	ITF16	0.035
1975	V8-6.6	M		5030	T16R-U15						4509	PTF16TT	4715	ITF16TT	5330	ITF16	0.060
1974	V8-7.4	Z		5029	T16R-U						4509	PTF16TT	4715	ITF16TT	5330	ITF16	0.035
1972	L6-4.1	D		5020	T14PR-U												0.035
1972	V8-5.7	E		5029	T16R-U						4509	PTF16TT	4715	ITF16TT	5330	ITF16	0.035
1971	L6-4.1	C		5020	T14PR-U												0.035
1971	L6-4.1	L		5020	T14PR-U												0.035
1971	V8-5.7	E		5026	T16PR-U11						4509	PTF16TT	4715	ITF16TT	5330	ITF16	0.044
1970	L6-4.1	N		5020	T14PR-U												0.035
1970	V8-5.7	E		3075	W20S-U												0.027
1969	L6-3.8	S		3031	W16EXR-U	3004	P16R				4501	PW16TT	4708	IW16TT	5305	IW16	0.032
1969	V8-5.0	E		6008	W14-U												0.027
1969	V8-5.7	E		5044	W16S-U												0.027
1969	V8-6.5	Y		3066	W20EXR-U	3229	P20R8				4502	PW20TT	4709	IW20TT	5306	IW20	0.032
1968	V8-5.0	E		3037	W16PR-U												0.027
1968	V8-5.4	E		5044	W16S-U												0.027
1968	V8-6.5	E		3057	W20ESR-U							4709	IW20TT	5306	IW20	0.032	
1967-1966	L6-4.1			3031	W16EXR-U	3004	P16R				4501	PW16TT	4708	IW16TT	5305	IW16	0.032
1967-1966	V8-5.3			3075	W20S-U												0.027
1967-1961	V8-4.6			3075	W20S-U												0.027
1966-1964	L6-4.8			3057	W20ESR-U							4709	IW20TT	5306	IW20	0.032	
1965-1964	L6-3.8			3031	W16EXR-U	3004	P16R				4501	PW16TT	4708	IW16TT	5305	IW16	0.032
1962-1961	L6-3.8			3031	W16EXR-U	3004	P16R				4501	PW16TT	4708	IW16TT	5305	IW16	0.032
1962-1961	L6-4.3			3037	W16PR-U												0.027
K20 SUBURBAN																	
1986-1985	V8-5.0	H		5025	T16PR-U						4509	PTF16TT	4715	ITF16TT	5330	ITF16	0.035
1986-1983	V8-5.7	L		5026	T16PR-U11						4509	PTF16TT	4715	ITF16TT	5330	ITF16	0.044
1986-1980	V8-5.7	M		5026	T16PR-U11						4509	PTF16TT	4715	ITF16TT	5330	ITF16	0.044
1985	V8-7.4	W		5029	T16R-U						4509	PTF16TT	4715	ITF16TT	5330	ITF16	0.035
1982-1973	L6-4.8	T		5029	T16R-U						4509	PTF16TT	4715	ITF16TT	5330	ITF16	0.035
1981-1976	V8-5.7	L		5026	T16PR-U11						4509	PTF16TT	4715	ITF16TT	5330	ITF16	0.044
1980-1977	V8-6.6	R		5026	T16PR-U11						4509	PTF16TT	4715	ITF16TT	5330	ITF16	0.044
1980	V8-5.7	P		5026	T16PR-U11						4509	PTF16TT	4715	ITF16TT	5330	ITF16	0.044



YEAR ANNEE AÑO	CYL	ENGINE MOTEUR MOTOR	NOTES/NOTAS	OE Types						Twin-Tip (TT) Technology				High Performance		GAP ECART. BRECHA
				U-GROOVE (Standard)		DOUBLE PLATINUM		IRIDIUM LONG-LIFE		PLATINUM TT		IRIDIUM TT		IRIDIUM POWER / IRIDIUM RACING		
				STOCK STOCK BOLSA	PLUG BOUGIE BUJIA	STOCK STOCK BOLSA	PLUG BOUGIE BUJIA	STOCK STOCK BOLSA	PLUG BOUGIE BUJIA	STOCK STOCK BOLSA	PLUG BOUGIE BUJIA	STOCK STOCK BOLSA	PLUG BOUGIE BUJIA	STOCK STOCK BOLSA	PLUG BOUGIE BUJIA	
CHEVROLET [continued]																
K20 SUBURBAN [continued]																
1978-1977	V8-5.0	U		5026	T16PR-U11					4509	PTF16TT	4715	ITF16TT	5330	ITF16	0.044
1976	V8-5.7	V		5026	T16PR-U11					4509	PTF16TT	4715	ITF16TT	5330	ITF16	0.044
1976	V8-6.6	U		5030	T16R-U15					4509	PTF16TT	4715	ITF16TT	5330	ITF16	0.060
1975-1974	V8-5.7	V		5029	T16R-U					4509	PTF16TT	4715	ITF16TT	5330	ITF16	0.035
1975-1973	V8-5.7	Y		5029	T16R-U					4509	PTF16TT	4715	ITF16TT	5330	ITF16	0.035
1975	V8-6.6	M		5030	T16R-U15					4509	PTF16TT	4715	ITF16TT	5330	ITF16	0.060
1974-1973	L6-4.1	Q		5029	T16R-U					4509	PTF16TT	4715	ITF16TT	5330	ITF16	0.035
1973	V8-5.0	X		5029	T16R-U					4509	PTF16TT	4715	ITF16TT	5330	ITF16	0.035
1973	V8-7.4	Z		5029	T16R-U					4509	PTF16TT	4715	ITF16TT	5330	ITF16	0.035
1972-1968	L6-4.8	S		5029	T16R-U					4509	PTF16TT	4715	ITF16TT	5330	ITF16	0.035
1972	L6-4.1	D		5020	T14PR-U											0.035
1972	V8-5.0	F		5029	T16R-U					4509	PTF16TT	4715	ITF16TT	5330	ITF16	0.035
1972	V8-5.7	E		5029	T16R-U					4509	PTF16TT	4715	ITF16TT	5330	ITF16	0.035
1971	L6-4.1	C		5020	T14PR-U											0.035
1971	L6-4.1	L		5020	T14PR-U											0.035
1971	V8-5.0	H		5025	T16PR-U					4509	PTF16TT	4715	ITF16TT	5330	ITF16	0.035
1971	V8-5.7	K		5029	T16R-U					4509	PTF16TT	4715	ITF16TT	5330	ITF16	0.035
1970	L6-4.1	N		5020	T14PR-U											0.035
1970	V8-5.0	A		6021	W14PR-U											0.027
1970	V8-5.7	E		3075	W20S-U											0.027
1969-1968	L6-4.1	P		3031	W16EXR-U	3004	P16R			4501	PW16TT	4708	IW16TT	5305	IW16	0.032
1969	V8-5.0	E		6008	W14-U											0.027
1969	V8-5.7	E		5044	W16S-U											0.027
1968	V8-5.0	E		3037	W16PR-U											0.027
1968	V8-5.4	E		3075	W20S-U											0.027
K20 TRUCK																
1986-1980	V8-5.7	M		5026	T16PR-U11					4509	PTF16TT	4715	ITF16TT	5330	ITF16	0.044
1986-1976	V8-5.7	L		5026	T16PR-U11					4509	PTF16TT	4715	ITF16TT	5330	ITF16	0.044
1986-1973	L6-4.8	T		5029	T16R-U					4509	PTF16TT	4715	ITF16TT	5330	ITF16	0.035
1985	V6-4.3	N		5035	T20PR-U					4510	PTF20TT	4716	ITF20TT	5331	ITF20	0.035
1985	V8-5.0	H		5025	T16PR-U					4509	PTF16TT	4715	ITF16TT	5330	ITF16	0.035
1980-1978	L6-4.1	D		5020	T14PR-U											0.035
1980	V8-5.0	G		5026	T16PR-U11					4509	PTF16TT	4715	ITF16TT	5330	ITF16	0.044
1980	V8-6.6	X		5029	T16R-U					4509	PTF16TT	4715	ITF16TT	5330	ITF16	0.035
1980	V8-7.4	S		5026	T16PR-U11					4509	PTF16TT	4715	ITF16TT	5330	ITF16	0.044
1979-1977	V8-6.6	R		5026	T16PR-U11					4509	PTF16TT	4715	ITF16TT	5330	ITF16	0.044
1978-1977	V8-5.0	U		5026	T16PR-U11					4509	PTF16TT	4715	ITF16TT	5330	ITF16	0.044
1978-1976	V8-7.4	S		5026	T16PR-U11					4509	PTF16TT	4715	ITF16TT	5330	ITF16	0.044
1976	L6-4.1	D		5020	T14PR-U											0.035
1976	V8-5.7	V		5026	T16PR-U11					4509	PTF16TT	4715	ITF16TT	5330	ITF16	0.044
1976	V8-6.6	U		5030	T16R-U15					4509	PTF16TT	4715	ITF16TT	5330	ITF16	0.060



YEAR ANEE AÑO	CYL	ENGINE MOTEUR MOTOR	NOTES/NOTAS	OE Types						Twin-Tip (TT) Technology				High Performance		GAP ECART. BRECHA	
				U-GROOVE (Standard)		DOUBLE PLATINUM		IRIDIUM LONG-LIFE		PLATINUM TT		IRIDIUM TT		IRIDIUM POWER / IRIDIUM RACING			
				STOCK STOCK BOLSA	PLUG BOUGIE BUJIA	STOCK STOCK BOLSA	PLUG BOUGIE BUJIA	STOCK STOCK BOLSA	PLUG BOUGIE BUJIA	STOCK STOCK BOLSA	PLUG BOUGIE BUJIA	STOCK STOCK BOLSA	PLUG BOUGIE BUJIA	STOCK STOCK BOLSA	PLUG BOUGIE BUJIA		
CHEVROLET [continued]																	
K20 TRUCK [continued]																	
1975-1974	V8-5.7	V		5029	T16R-U						4509	PTF16TT	4715	ITF16TT	5330	ITF16	0.035
1975-1973	L6-4.1	Q		5029	T16R-U						4509	PTF16TT	4715	ITF16TT	5330	ITF16	0.035
1975-1973	V8-5.7	Y		5029	T16R-U						4509	PTF16TT	4715	ITF16TT	5330	ITF16	0.035
1975	V8-6.6	M		5030	T16R-U15						4509	PTF16TT	4715	ITF16TT	5330	ITF16	0.060
1974-1973	V8-7.4	Z		5029	T16R-U						4509	PTF16TT	4715	ITF16TT	5330	ITF16	0.035
1974	L6-4.8	S		5029	T16R-U						4509	PTF16TT	4715	ITF16TT	5330	ITF16	0.035
1972-1970	L6-4.8	S		5029	T16R-U						4509	PTF16TT	4715	ITF16TT	5330	ITF16	0.035
1972	L6-4.1	D		5029	T16R-U						4509	PTF16TT	4715	ITF16TT	5330	ITF16	0.035
1972	V8-5.7	E		5029	T16R-U						4509	PTF16TT	4715	ITF16TT	5330	ITF16	0.035
1971	L6-4.1	C		5020	T14PR-U												0.035
1971	L6-4.1	L		5020	T14PR-U												0.035
1971	V8-5.7	E		5026	T16PR-U11						4509	PTF16TT	4715	ITF16TT	5330	ITF16	0.044
1970	L6-4.1	N		5029	T16R-U						4509	PTF16TT	4715	ITF16TT	5330	ITF16	0.035
1970	V8-5.7	E		3075	W20S-U												0.027
1969-1968	L6-4.1	P		3031	W16EXR-U	3004	P16R				4501	PW16TT	4708	IW16TT	5305	IW16	0.032
1969	V8-5.0	E		6008	W14-U												0.027
1969	V8-5.7	E		5044	W16S-U												0.027
1969	V8-6.5	Y		3066	W20EXR-U	3229	P20R8				4502	PW20TT	4709	IW20TT	5306	IW20	0.032
1968	V8-5.0	E		3037	W16PR-U												0.027
1968	V8-5.4	E		3075	W20S-U												0.027
1968	V8-6.5	E		3057	W20ESR-U								4709	IW20TT	5306	IW20	0.032
1967-1966	L6-4.1			3031	W16EXR-U	3004	P16R				4501	PW16TT	4708	IW16TT	5305	IW16	0.032
1967-1964	L6-4.8			3057	W20ESR-U								4709	IW20TT	5306	IW20	0.032
1967-1961	V8-4.6			3075	W20S-U												0.027
1967	V8-5.3			5044	W16S-U												0.027
1966	V8-5.3			3075	W20S-U												0.027
1965-1964	L6-3.8			3031	W16EXR-U	3004	P16R				4501	PW16TT	4708	IW16TT	5305	IW16	0.032
1965-1964	V8-5.7			3110	W16ESR-U								4708	IW16TT	5305	IW16	0.032
1965-1964	V8-6.7			3110	W16ESR-U								4708	IW16TT	5305	IW16	0.032
1962-1961	L6-3.8			3031	W16EXR-U	3004	P16R				4501	PW16TT	4708	IW16TT	5305	IW16	0.032
1962-1961	L6-4.3			3037	W16PR-U												0.027
1962-1961	V8-5.7			3110	W16ESR-U								4708	IW16TT	5305	IW16	0.032
1962	V8-6.7			3110	W16ESR-U								4708	IW16TT	5305	IW16	0.032
K30 TRUCK																	
1986-1981	V8-7.4	W		5029	T16R-U						4509	PTF16TT	4715	ITF16TT	5330	ITF16	0.035
1986-1980	V8-5.7	M		5026	T16PR-U11						4509	PTF16TT	4715	ITF16TT	5330	ITF16	0.044
1986-1977	L6-4.8	T		5029	T16R-U						4509	PTF16TT	4715	ITF16TT	5330	ITF16	0.035
1985	V8-5.7	L		5026	T16PR-U11						4509	PTF16TT	4715	ITF16TT	5330	ITF16	0.044
1982	V8-5.7	L		5026	T16PR-U11						4509	PTF16TT	4715	ITF16TT	5330	ITF16	0.044
1980-1977	V8-5.7	L		5026	T16PR-U11						4509	PTF16TT	4715	ITF16TT	5330	ITF16	0.044
1980-1977	V8-6.6	R		5026	T16PR-U11						4509	PTF16TT	4715	ITF16TT	5330	ITF16	0.044



YEAR ANNEE AÑO	CYL	ENGINE MOTEUR MOTOR	NOTES/NOTAS	OE Types						Twin-Tip (TT) Technology				High Performance		GAP ECART. BRECHA
				U-GROOVE (Standard)		DOUBLE PLATINUM		IRIDIUM LONG-LIFE		PLATINUM TT		IRIDIUM TT		IRIDIUM POWER / IRIDIUM RACING		
				STOCK STOCK BOLSA	PLUG BOUGIE BUJIA	STOCK STOCK BOLSA	PLUG BOUGIE BUJIA	STOCK STOCK BOLSA	PLUG BOUGIE BUJIA	STOCK STOCK BOLSA	PLUG BOUGIE BUJIA	STOCK STOCK BOLSA	PLUG BOUGIE BUJIA	STOCK STOCK BOLSA	PLUG BOUGIE BUJIA	
CHEVROLET [continued]																
K30 TRUCK [continued]																
1980	V8-7.4	S		5026	T16PR-U11					4509	PTF16TT	4715	ITF16TT	5330	ITF16	0.044
1977	V8-7.4	S		5026	T16PR-U11					4509	PTF16TT	4715	ITF16TT	5330	ITF16	0.044
1974-1973	L6-4.1	Q		5029	T16R-U					4509	PTF16TT	4715	ITF16TT	5330	ITF16	0.035
1974-1973	L6-4.8	T		5029	T16R-U					4509	PTF16TT	4715	ITF16TT	5330	ITF16	0.035
1974-1973	V8-5.7	Y		5029	T16R-U					4509	PTF16TT	4715	ITF16TT	5330	ITF16	0.035
1974-1973	V8-7.4	Z		5029	T16R-U					4509	PTF16TT	4715	ITF16TT	5330	ITF16	0.035
1974	L6-4.8	S		5029	T16R-U					4509	PTF16TT	4715	ITF16TT	5330	ITF16	0.035
1974	V8-5.7	V		5029	T16R-U					4509	PTF16TT	4715	ITF16TT	5330	ITF16	0.035
1973	V8-5.0	X		5029	T16R-U					4509	PTF16TT	4715	ITF16TT	5330	ITF16	0.035
1972-1971	V8-5.7	E		5029	T16R-U					4509	PTF16TT	4715	ITF16TT	5330	ITF16	0.035
1972-1968	L6-4.8	S		5029	T16R-U					4509	PTF16TT	4715	ITF16TT	5330	ITF16	0.035
1972	L6-4.1	D		5029	T16R-U					4509	PTF16TT	4715	ITF16TT	5330	ITF16	0.035
1972	V8-5.0	F		5029	T16R-U					4509	PTF16TT	4715	ITF16TT	5330	ITF16	0.035
1971-1970	V8-6.6	E		5025	T16PR-U					4509	PTF16TT	4715	ITF16TT	5330	ITF16	0.035
1971	L6-4.1	C		5020	T14PR-U											0.035
1971	V8-5.0	H		5025	T16PR-U					4509	PTF16TT	4715	ITF16TT	5330	ITF16	0.035
1970	L6-4.1	N		5029	T16R-U					4509	PTF16TT	4715	ITF16TT	5330	ITF16	0.035
1970	V8-5.0	A		6021	W14PR-U											0.027
1970	V8-5.7	E		3075	W20S-U											0.027
1969-1968	L6-4.1	P		3031	W16EXR-U	3004	P16R			4501	PW16TT	4708	IW16TT	5305	IW16	0.032
1969	V8-5.0	E		6008	W14-U											0.027
1969	V8-5.7	E		5044	W16S-U											0.027
1969	V8-6.5	Y		3066	W20EXR-U	3229	P20R8			4502	PW20TT	4709	IW20TT	5306	IW20	0.032
1968	V8-5.0	E		3037	W16PR-U											0.027
1968	V8-5.4	E		5044	W16S-U											0.027
1968	V8-6.5	E		3057	W20ESR-U							4709	IW20TT	5306	IW20	0.032
K1500 SUBURBAN																
1999-1996	V8-5.7	R		5023	T16EPR-U15	5070	PT16EPR-L13			4511	PT16TT	4713	IT16TT	5325	IT16	0.050
1995-1992	V8-5.7	K		5035	T20PR-U					4510	PTF20TT	4716	ITF20TT	5331	ITF20	0.035
K1500 TRUCK																
1999-1996	V8-5.0	M		5023	T16EPR-U15	5070	PT16EPR-L13			4511	PT16TT	4713	IT16TT	5325	IT16	0.050
1999-1996	V8-5.7	R		5023	T16EPR-U15	5070	PT16EPR-L13			4511	PT16TT	4713	IT16TT	5325	IT16	0.050
1998-1996	V6-4.3	W		5023	T16EPR-U15	5070	PT16EPR-L13			4511	PT16TT	4713	IT16TT	5325	IT16	0.050
1995-1994	V6-4.3	Z		5035	T20PR-U					4510	PTF20TT	4716	ITF20TT	5331	ITF20	0.035
1995-1994	V8-5.7	K		5035	T20PR-U					4510	PTF20TT	4716	ITF20TT	5331	ITF20	0.035
1995-1988	V8-5.0	H		5035	T20PR-U					4510	PTF20TT	4716	ITF20TT	5331	ITF20	0.035
1993-1988	V6-4.3	Z		5025	T16PR-U					4509	PTF16TT	4715	ITF16TT	5330	ITF16	0.035
1993-1988	V8-5.7	K		5025	T16PR-U					4509	PTF16TT	4715	ITF16TT	5330	ITF16	0.035
K2500 SUBURBAN																
1999-1996	V8-5.7	R		5023	T16EPR-U15	5070	PT16EPR-L13			4511	PT16TT	4713	IT16TT	5325	IT16	0.050
1999-1996	V8-7.4	J		5023	T16EPR-U15	5070	PT16EPR-L13			4511	PT16TT	4713	IT16TT	5325	IT16	0.050



YEAR ANEE AÑO	CYL	ENGINE MOTEUR MOTOR	NOTES/NOTAS	OE Types						Twin-Tip (TT) Technology				High Performance		GAP ECART. BRECHA
				U-GROOVE (Standard)		DOUBLE PLATINUM		IRIDIUM LONG-LIFE		PLATINUM TT		IRIDIUM TT		IRIDIUM POWER / IRIDIUM RACING		
				STOCK STOCK BOLSA	PLUG BOUGIE BUJIA	STOCK STOCK BOLSA	PLUG BOUGIE BUJIA	STOCK STOCK BOLSA	PLUG BOUGIE BUJIA	STOCK STOCK BOLSA	PLUG BOUGIE BUJIA	STOCK STOCK BOLSA	PLUG BOUGIE BUJIA	STOCK STOCK BOLSA	PLUG BOUGIE BUJIA	
CHEVROLET [continued]																
K2500 SUBURBAN [continued]																
1995-1992	V8-5.7	K		5035	T20PR-U					4510	PTF20TT	4716	ITF20TT	5331	ITF20	0.035
1995-1992	V8-7.4	N		5035	T20PR-U					4510	PTF20TT	4716	ITF20TT	5331	ITF20	0.035
K2500 TRUCK																
2000-1996	V8-5.7	R		5023	T16EPR-U15	5070	PT16EPR-L13			4511	PT16TT	4713	IT16TT	5325	IT16	0.050
2000-1996	V8-7.4	J		5023	T16EPR-U15	5070	PT16EPR-L13			4511	PT16TT	4713	IT16TT	5325	IT16	0.050
1998-1997	V8-5.0	M		5023	T16EPR-U15	5070	PT16EPR-L13			4511	PT16TT	4713	IT16TT	5325	IT16	0.050
1995-1991	V8-7.4	N		5035	T20PR-U					4510	PTF20TT	4716	ITF20TT	5331	ITF20	0.035
1995-1988	V6-4.3	Z		5035	T20PR-U					4510	PTF20TT	4716	ITF20TT	5331	ITF20	0.035
1995-1988	V8-5.0	H		5035	T20PR-U					4510	PTF20TT	4716	ITF20TT	5331	ITF20	0.035
1995-1988	V8-5.7	K		5035	T20PR-U					4510	PTF20TT	4716	ITF20TT	5331	ITF20	0.035
K3500 TRUCK																
2000-1996	V8-5.7	R		5023	T16EPR-U15	5070	PT16EPR-L13			4511	PT16TT	4713	IT16TT	5325	IT16	0.050
2000-1996	V8-7.4	J		5023	T16EPR-U15	5070	PT16EPR-L13			4511	PT16TT	4713	IT16TT	5325	IT16	0.050
1995-1988	V8-5.7	K		5035	T20PR-U					4510	PTF20TT	4716	ITF20TT	5331	ITF20	0.035
1995-1988	V8-7.4	N		5035	T20PR-U					4510	PTF20TT	4716	ITF20TT	5331	ITF20	0.035
KINGSWOOD																
1972	V8-5.7	H		5029	T16R-U					4509	PTF16TT	4715	ITF16TT	5330	ITF16	0.035
1972	V8-6.6	R		5029	T16R-U					4509	PTF16TT	4715	ITF16TT	5330	ITF16	0.035
1972	V8-6.6	S		5029	T16R-U					4509	PTF16TT	4715	ITF16TT	5330	ITF16	0.035
1972	V8-7.4	V		5029	T16R-U					4509	PTF16TT	4715	ITF16TT	5330	ITF16	0.035
1971	V8-5.7			5025	T16PR-U					4509	PTF16TT	4715	ITF16TT	5330	ITF16	0.035
1971	V8-6.6			5035	T20PR-U					4510	PTF20TT	4716	ITF20TT	5331	ITF20	0.035
1970	V8-5.7		Estate,	3037	W16PR-U											0.027
1970	V8-5.7		Exc. Estate,	5046	W20PR-U											0.027
1970	V8-6.6			5029	T16R-U					4509	PTF16TT	4715	ITF16TT	5330	ITF16	0.035
1970	V8-7.4			5029	T16R-U					4509	PTF16TT	4715	ITF16TT	5330	ITF16	0.035
1969	V8-5.7			3037	W16PR-U											0.027
LAGUNA																
1976-1974	V8-6.6	U		5030	T16R-U15					4509	PTF16TT	4715	ITF16TT	5330	ITF16	0.060
1976	V8-5.0	Q		5026	T16PR-U11					4509	PTF16TT	4715	ITF16TT	5330	ITF16	0.044
1976	V8-5.7	L		5026	T16PR-U11					4509	PTF16TT	4715	ITF16TT	5330	ITF16	0.044
1976	V8-5.7	V		5026	T16PR-U11					4509	PTF16TT	4715	ITF16TT	5330	ITF16	0.044
1975-1974	V8-5.7	L		5029	T16R-U					4509	PTF16TT	4715	ITF16TT	5330	ITF16	0.035
1975-1973	V8-5.7	H		5029	T16R-U					4509	PTF16TT	4715	ITF16TT	5330	ITF16	0.035
1974-1973	V8-5.7	K		5029	T16R-U					4509	PTF16TT	4715	ITF16TT	5330	ITF16	0.035
1974-1973	V8-7.4	Y		5029	T16R-U					4509	PTF16TT	4715	ITF16TT	5330	ITF16	0.035
1974	V8-6.6	R		5029	T16R-U					4509	PTF16TT	4715	ITF16TT	5330	ITF16	0.035
LLV																
1995-1994	L4-2.2	4				5071	TJ14R-P15			4511	PT16TT	4713	IT16TT	5325	IT16	0.060
1993-1991	L4-2.5	A		5037	T20PR-U15					4510	PTF20TT	4716	ITF20TT	5331	ITF20	0.060



YEAR ANNEE AÑO	CYL	ENGINE MOTEUR MOTOR	NOTES/NOTAS	OE Types						Twin-Tip (TT) Technology				High Performance		GAP ECART. BRECHA	
				U-GROOVE (Standard)		DOUBLE PLATINUM		IRIDIUM LONG-LIFE		PLATINUM TT		IRIDIUM TT		IRIDIUM POWER / IRIDIUM RACING			
				STOCK STOCK BOLSA	PLUG BOUGIE BUJIA	STOCK STOCK BOLSA	PLUG BOUGIE BUJIA	STOCK STOCK BOLSA	PLUG BOUGIE BUJIA	STOCK STOCK BOLSA	PLUG BOUGIE BUJIA	STOCK STOCK BOLSA	PLUG BOUGIE BUJIA	STOCK STOCK BOLSA	PLUG BOUGIE BUJIA		
CHEVROLET [continued]																	
LLV [continued]																	
1991-1987	L4-2.5	E		5037	T20PR-U15						4510	PTF20TT	4716	ITF20TT	5331	ITF20	0.060
LUMINA																	
2001-2000	V6-3.1	J		5023	T16EPR-U15	5070	PT16EPR-L13				4511	PT16TT	4713	IT16TT	5325	IT16	0.050
1999-1998	V6-3.8	K		5023	T16EPR-U15	5070	PT16EPR-L13				4511	PT16TT	4713	IT16TT	5325	IT16	0.050
1999-1995	V6-3.1	M		5023	T16EPR-U15	5070	PT16EPR-L13				4511	PT16TT	4713	IT16TT	5325	IT16	0.050
1997-1996	V6-3.4	X		5023	T16EPR-U15	5070	PT16EPR-L13				4511	PT16TT	4713	IT16TT	5325	IT16	0.050
1995-1991	V6-3.4	X		5032	T20EPR-U						4512	PT20TT	4714	IT20TT	5326	IT20	0.032
1994-1990	V6-3.1	T		5022	T16EPR-U	5091	PT16EPR10				4511	PT16TT	4713	IT16TT	5325	IT16	0.032
1993	L4-2.2	4				5071	TJ14R-P15				4511	PT16TT	4713	IT16TT	5325	IT16	0.060
1993	V6-3.1	W		5022	T16EPR-U	5091	PT16EPR10				4511	PT16TT	4713	IT16TT	5325	IT16	0.032
1992-1990	L4-2.5	R		5037	T20PR-U15						4510	PTF20TT	4716	ITF20TT	5331	ITF20	0.060
LUMINA APV																	
1996	V6-3.4	E		5023	T16EPR-U15	5070	PT16EPR-L13				4511	PT16TT	4713	IT16TT	5325	IT16	0.050
1995-1992	V6-3.8	L		5023	T16EPR-U15	5070	PT16EPR-L13				4511	PT16TT	4713	IT16TT	5325	IT16	0.060
1995-1990	V6-3.1	D		5036	T20PR-U11						4510	PTF20TT	4716	ITF20TT	5331	ITF20	0.044
LUV																	
1982-1975	L4-1.8	N		3066	W20EXR-U	3229	P20R8				4502	PW20TT	4709	IW20TT	5306	IW20	0.032
LUV PICKUP																	
1974-1972	L4-1.8	N		3066	W20EXR-U	3229	P20R8				4502	PW20TT	4709	IW20TT	5306	IW20	0.032
MALIBU																	
2015-2013	L4-2.0	LTG	T										4719	ITV20TT	5339	ITV20	0.040
2014-2013	L4-2.4	LUK									4513	PTV16TT	4718	ITV16TT	5338	ITV16	0.040
2012-2011	L4-2.4	LE5											4718	ITV16TT	5338	ITV16	0.040
2012-2011	L4-2.4	LE9											4718	ITV16TT	5338	ITV16	0.040
2012	V6-3.6	-											4719	ITV20TT	5339	ITV20	0.040
2011-2010	V6-3.6	7											4719	ITV20TT	5339	ITV20	0.040
2010-2009	L4-2.4	B				5068	PT16VR13				4513	PTV16TT	4718	ITV16TT	5338	ITV16	0.050
2010-2007	V6-3.5	N						5090	ZTJ16R10		4511	PT16TT	4713	IT16TT	5325	IT16	0.040
2010	L4-2.4	Z											4718	ITV16TT	5338	ITV16	0.040
2010	L4-2.4	LE9				5068	PT16VR13				4513	PTV16TT	4718	ITV16TT	5338	ITV16	0.050
2010	V6-3.5	K						5090	ZTJ16R10		4511	PT16TT	4713	IT16TT	5325	IT16	0.040
2009-2008	V6-3.6	7				5068	PT16VR13				4513	PTV16TT	4718	ITV16TT	5338	ITV16	0.050
2009	L4-2.4	5				5068	PT16VR13										0.050
2009	V6-3.5	K						5090	ZTJ16R10				4713	IT16TT	5325	IT16	0.040
2008-2004	L4-2.2	L61				5068	PT16VR13				4513	PTV16TT	4718	ITV16TT	5338	ITV16	0.050
2008	L4-2.4	5				5068	PT16VR13				4513	PTV16TT	4718	ITV16TT	5338	ITV16	0.050
2007-2006	V6-3.9	1						5090	ZTJ16R10		4511	PT16TT	4713	IT16TT	5325	IT16	0.040
2006-2004	V6-3.5	8									4511	PT16TT	4713	IT16TT	5325	IT16	0.040
2003-1999	V6-3.1	J		5023	T16EPR-U15	5070	PT16EPR-L13				4511	PT16TT	4713	IT16TT	5325	IT16	0.050
1999-1997	L4-2.4	T		5023	T16EPR-U15	5070	PT16EPR-L13				4511	PT16TT	4713	IT16TT	5325	IT16	0.050



YEAR ANNEE AÑO	CYL	ENGINE MOTEUR MOTOR	NOTES/NOTAS	OE Types						Twin-Tip (TT) Technology				High Performance		GAP ECART. BRECHA	
				U-GROOVE (Standard)		DOUBLE PLATINUM		IRIDIUM LONG-LIFE		PLATINUM TT		IRIDIUM TT		IRIDIUM POWER / IRIDIUM RACING			
				STOCK STOCK BOLSA	PLUG BOUGIE BUJIA	STOCK STOCK BOLSA	PLUG BOUGIE BUJIA	STOCK STOCK BOLSA	PLUG BOUGIE BUJIA	STOCK STOCK BOLSA	PLUG BOUGIE BUJIA	STOCK STOCK BOLSA	PLUG BOUGIE BUJIA	STOCK STOCK BOLSA	PLUG BOUGIE BUJIA		
CHEVROLET [continued]																	
MALIBU [continued]																	
1999-1997	V6-3.1	M		5023	T16EPR-U15	5070	PT16EPR-L13				4511	PT16TT	4713	IT16TT	5325	IT16	0.050
1983-1979	V8-5.0	H		5026	T16PR-U11						4509	PTF16TT	4715	ITF16TT	5330	ITF16	0.044
1983-1978	V6-3.8	A		5027	T16PR-U15						4509	PTF16TT	4715	ITF16TT	5330	ITF16	0.060
1983	V6-3.8	9		5026	T16PR-U11						4509	PTF16TT	4715	ITF16TT	5330	ITF16	0.044
1982-1980	V6-3.8	K		5026	T16PR-U11						4509	PTF16TT	4715	ITF16TT	5330	ITF16	0.044
1982-1979	V8-4.4	J		5026	T16PR-U11						4509	PTF16TT	4715	ITF16TT	5330	ITF16	0.044
1981-1976	V8-5.7	L		5026	T16PR-U11						4509	PTF16TT	4715	ITF16TT	5330	ITF16	0.044
1979-1978	V6-3.3	M		5026	T16PR-U11						4509	PTF16TT	4715	ITF16TT	5330	ITF16	0.044
1979	V6-3.8	2		5027	T16PR-U15						4509	PTF16TT	4715	ITF16TT	5330	ITF16	0.060
1978-1977	V8-5.0	U		5026	T16PR-U11						4509	PTF16TT	4715	ITF16TT	5330	ITF16	0.044
1977-1976	L6-4.1	D		5020	T14PR-U												0.035
1976-1974	V8-6.6	U		5030	T16R-U15						4509	PTF16TT	4715	ITF16TT	5330	ITF16	0.060
1976	V8-5.0	Q		5026	T16PR-U11						4509	PTF16TT	4715	ITF16TT	5330	ITF16	0.044
1976	V8-5.7	V		5026	T16PR-U11						4509	PTF16TT	4715	ITF16TT	5330	ITF16	0.044
1975-1974	V8-5.7	L		5029	T16R-U						4509	PTF16TT	4715	ITF16TT	5330	ITF16	0.035
1975-1973	L6-4.1	D		5029	T16R-U						4509	PTF16TT	4715	ITF16TT	5330	ITF16	0.035
1975-1973	V8-5.7	H		5029	T16R-U						4509	PTF16TT	4715	ITF16TT	5330	ITF16	0.035
1975-1973	V8-7.4	Y		5029	T16R-U						4509	PTF16TT	4715	ITF16TT	5330	ITF16	0.035
1975	V8-6.6	M		5030	T16R-U15						4509	PTF16TT	4715	ITF16TT	5330	ITF16	0.060
1974	V8-6.6	R		5029	T16R-U						4509	PTF16TT	4715	ITF16TT	5330	ITF16	0.035
1973	V8-5.0	F		5029	T16R-U						4509	PTF16TT	4715	ITF16TT	5330	ITF16	0.035
1973	V8-5.7	J		5029	T16R-U						4509	PTF16TT	4715	ITF16TT	5330	ITF16	0.035
1973	V8-5.7	K		5029	T16R-U						4509	PTF16TT	4715	ITF16TT	5330	ITF16	0.035
1967-1966	V8-6.5			3066	W20EXR-U	3229	P20R8				4502	PW20TT	4709	IW20TT	5306	IW20	0.032
1967-1964	L6-3.8			3031	W16EXR-U	3004	P16R				4501	PW16TT	4708	IW16TT	5305	IW16	0.032
1967-1964	V8-4.6			3037	W16PR-U												0.027
1967-1964	V8-5.3			6021	W14PR-U												0.027
1967	L6-4.1			3031	W16EXR-U	3004	P16R				4501	PW16TT	4708	IW16TT	5305	IW16	0.032
1966-1964	L6-3.2			3031	W16EXR-U	3004	P16R				4501	PW16TT	4708	IW16TT	5305	IW16	0.032
METRO																	
2001-2000	L4-1.3	2		3121	K20PR-U11	3168	PK20PR11	3443	SK20PR-L11	4504	PK20TT	4702	IK20TT	5304	IK20		0.044
2000-1998	L3-1.0	6		3088	W22EPR-U	3302	P22PR8	3354	S22PR-A7					5307	IW22		0.032
1999-1998	L4-1.3	2		3119	K16R-U	3301	PK16R8	3435	SK16PR-F8	4503	PK16TT	4701	IK16TT	5303	IK16		0.032
MONTE CARLO																	
2007-2006	V6-3.5	K						5090	ZTJ16R10	4511	PT16TT	4713	IT16TT	5325	IT16		0.040
2007-2006	V6-3.5	N						5090	ZTJ16R10	4511	PT16TT	4713	IT16TT	5325	IT16		0.040
2007-2006	V8-5.3	C						5090	ZTJ16R10	4511	PT16TT	4713	IT16TT	5325	IT16		0.040
2006	V6-3.9	1						5090	ZTJ16R10	4511	PT16TT	4713	IT16TT	5325	IT16		0.040
2005-2004	V6-3.4	E								4511	PT16TT	4713	IT16TT	5325	IT16		0.040
2005-2004	V6-3.8	K								4511	PT16TT	4713	IT16TT	5325	IT16		0.040
2005-2004	V6-3.8	1	S							4511	PT16TT	4713	IT16TT	5325	IT16		0.040



YEAR ANNEE AÑO	CYL	ENGINE MOTEUR MOTOR	NOTES/NOTAS	OE Types						Twin-Tip (TT) Technology				High Performance		GAP ECART. BRECHA	
				U-GROOVE (Standard)		DOUBLE PLATINUM		IRIDIUM LONG-LIFE		PLATINUM TT		IRIDIUM TT		IRIDIUM POWER / IRIDIUM RACING			
				STOCK STOCK BOLSA	PLUG BOUGIE BUJIA	STOCK STOCK BOLSA	PLUG BOUGIE BUJIA	STOCK STOCK BOLSA	PLUG BOUGIE BUJIA	STOCK STOCK BOLSA	PLUG BOUGIE BUJIA	STOCK STOCK BOLSA	PLUG BOUGIE BUJIA	STOCK STOCK BOLSA	PLUG BOUGIE BUJIA		
CHEVROLET [continued]																	
MONTE CARLO [continued]																	
2003-2000	V6-3.4	E		5023	T16EPR-U15	5070	PT16EPR-L13				4511	PT16TT	4713	IT16TT	5325	IT16	0.050
2003-1998	V6-3.8	K		5023	T16EPR-U15	5070	PT16EPR-L13				4511	PT16TT	4713	IT16TT	5325	IT16	0.050
1999-1995	V6-3.1	M		5023	T16EPR-U15	5070	PT16EPR-L13				4511	PT16TT	4713	IT16TT	5325	IT16	0.050
1997-1996	V6-3.4	X		5023	T16EPR-U15	5070	PT16EPR-L13				4511	PT16TT	4713	IT16TT	5325	IT16	0.050
1995	V6-3.4	X		5032	T20EPR-U						4512	PT20TT	4714	IT20TT	5326	IT20	0.032
1988-1987	V6-4.3	Z		5025	T16PR-U						4509	PTF16TT	4715	ITF16TT	5330	ITF16	0.035
1988-1986	V8-5.0	G		5026	T16PR-U11						4509	PTF16TT	4715	ITF16TT	5330	ITF16	0.044
1988	V8-5.0	H		5035	T20PR-U						4510	PTF20TT	4716	ITF20TT	5331	ITF20	0.035
1987-1978	V6-3.8	A		5027	T16PR-U15						4509	PTF16TT	4715	ITF16TT	5330	ITF16	0.060
1987	V8-5.0	H		5025	T16PR-U						4509	PTF16TT	4715	ITF16TT	5330	ITF16	0.035
1986-1985	V6-4.3	Z		5035	T20PR-U						4510	PTF20TT	4716	ITF20TT	5331	ITF20	0.035
1986-1979	V8-5.0	H		5026	T16PR-U11						4509	PTF16TT	4715	ITF16TT	5330	ITF16	0.044
1985	V8-5.0	G		5027	T16PR-U15						4509	PTF16TT	4715	ITF16TT	5330	ITF16	0.060
1984-1983	V6-3.8	9		5026	T16PR-U11						4509	PTF16TT	4715	ITF16TT	5330	ITF16	0.044
1984	V8-5.0	G		5026	T16PR-U11						4509	PTF16TT	4715	ITF16TT	5330	ITF16	0.044
1982-1980	V6-3.8	K		5026	T16PR-U11						4509	PTF16TT	4715	ITF16TT	5330	ITF16	0.044
1982-1979	V8-4.4	J		5026	T16PR-U11						4509	PTF16TT	4715	ITF16TT	5330	ITF16	0.044
1981-1980	V6-3.8	3	T	5026	T16PR-U11						4509	PTF16TT	4715	ITF16TT	5330	ITF16	0.044
1979-1978	V6-3.3	M		5026	T16PR-U11						4509	PTF16TT	4715	ITF16TT	5330	ITF16	0.044
1979	V6-3.8	2		5027	T16PR-U15						4509	PTF16TT	4715	ITF16TT	5330	ITF16	0.060
1978-1977	V8-5.0	U		5026	T16PR-U11						4509	PTF16TT	4715	ITF16TT	5330	ITF16	0.044
1977-1976	V8-5.7	L		5026	T16PR-U11						4509	PTF16TT	4715	ITF16TT	5330	ITF16	0.044
1976-1974	V8-6.6	U		5030	T16R-U15						4509	PTF16TT	4715	ITF16TT	5330	ITF16	0.060
1976	V8-5.0	Q		5026	T16PR-U11						4509	PTF16TT	4715	ITF16TT	5330	ITF16	0.044
1976	V8-5.7	V		5026	T16PR-U11						4509	PTF16TT	4715	ITF16TT	5330	ITF16	0.044
1975-1974	V8-5.7	L		5029	T16R-U						4509	PTF16TT	4715	ITF16TT	5330	ITF16	0.035
1975-1974	V8-7.4	Y		5029	T16R-U						4509	PTF16TT	4715	ITF16TT	5330	ITF16	0.035
1975-1972	V8-5.7	H		5029	T16R-U						4509	PTF16TT	4715	ITF16TT	5330	ITF16	0.035
1974-1972	V8-6.6	R		5029	T16R-U						4509	PTF16TT	4715	ITF16TT	5330	ITF16	0.035
1973-1972	V8-5.7	J		5029	T16R-U						4509	PTF16TT	4715	ITF16TT	5330	ITF16	0.035
1973	V8-7.4	X		5029	T16R-U						4509	PTF16TT	4715	ITF16TT	5330	ITF16	0.035
1972	V8-6.6	S		5029	T16R-U						4509	PTF16TT	4715	ITF16TT	5330	ITF16	0.035
1972	V8-7.4	V		5029	T16R-U						4509	PTF16TT	4715	ITF16TT	5330	ITF16	0.035
1971	V8-5.7			5035	T20PR-U						4510	PTF20TT	4716	ITF20TT	5331	ITF20	0.035
1971	V8-6.6			5035	T20PR-U						4510	PTF20TT	4716	ITF20TT	5331	ITF20	0.035
1971	V8-7.4			5025	T16PR-U						4509	PTF16TT	4715	ITF16TT	5330	ITF16	0.035
1970	V8-5.7			3037	W16PR-U												0.027
1970	V8-6.6			3075	W20S-U						4509	PTF16TT			5330	ITF16	0.027
1970	V8-6.6			5029	T16R-U								4715	ITF16TT			0.035
1970	V8-7.4			5038	T20R-U						4510	PTF20TT	4716	ITF20TT	5331	ITF20	0.035



YEAR ANNEE AÑO	CYL	ENGINE MOTEUR MOTOR	NOTES/NOTAS	OE Types						Twin-Tip (TT) Technology				High Performance		GAP ECART. BRECHA	
				U-GROOVE (Standard)		DOUBLE PLATINUM		IRIDIUM LONG-LIFE		PLATINUM TT		IRIDIUM TT		IRIDIUM POWER / IRIDIUM RACING			
				STOCK STOCK BOLSA	PLUG BOUGIE BUJIA	STOCK STOCK BOLSA	PLUG BOUGIE BUJIA	STOCK STOCK BOLSA	PLUG BOUGIE BUJIA	STOCK STOCK BOLSA	PLUG BOUGIE BUJIA	STOCK STOCK BOLSA	PLUG BOUGIE BUJIA	STOCK STOCK BOLSA	PLUG BOUGIE BUJIA		
CHEVROLET [continued]																	
MONZA																	
1980-1978	V6-3.8	A		5027	T16PR-U15						4509	PTF16TT	4715	ITF16TT	5330	ITF16	0.060
1980	L4-2.5	V		5027	T16PR-U15						4509	PTF16TT	4715	ITF16TT	5330	ITF16	0.060
1979-1978	L4-2.5	1		5037	T20PR-U15						4510	PTF20TT	4716	ITF20TT	5331	ITF20	0.060
1979-1978	L4-2.5	V		5037	T20PR-U15						4510	PTF20TT	4716	ITF20TT	5331	ITF20	0.060
1979-1978	V6-3.2	C		5027	T16PR-U15						4509	PTF16TT	4715	ITF16TT	5330	ITF16	0.060
1979	L4-2.5	9		5037	T20PR-U15						4510	PTF20TT	4716	ITF20TT	5331	ITF20	0.060
1979	V6-3.8	2		5027	T16PR-U15						4509	PTF16TT	4715	ITF16TT	5330	ITF16	0.060
1979	V8-5.0	G		5026	T16PR-U11						4509	PTF16TT	4715	ITF16TT	5330	ITF16	0.044
1978-1977	V8-5.0	U		5026	T16PR-U11						4509	PTF16TT	4715	ITF16TT	5330	ITF16	0.044
1977-1975	L4-2.3	B		5035	T20PR-U						4510	PTF20TT	4716	ITF20TT	5331	ITF20	0.035
1976-1975	L4-2.3	A		5035	T20PR-U						4510	PTF20TT	4716	ITF20TT	5331	ITF20	0.035
1976	V8-4.3	G		5026	T16PR-U11						4509	PTF16TT	4715	ITF16TT	5330	ITF16	0.044
1976	V8-5.0	Q		5026	T16PR-U11						4509	PTF16TT	4715	ITF16TT	5330	ITF16	0.044
1975	V8-4.3	G		5030	T16R-U15						4509	PTF16TT	4715	ITF16TT	5330	ITF16	0.060
1975	V8-5.7	H		5029	T16R-U						4509	PTF16TT	4715	ITF16TT	5330	ITF16	0.035
NOVA																	
1988-1985	L4-1.6	4		3032	W16EXR-U11	3004	P16R				4501	PW16TT	4708	IW16TT	5305	IW16	0.044
1988	L4-1.6	5		3006	Q16R-U11	3005	PQ16R				4507	PQ16TT	4706	IQ16TT	5301	IQ16	0.044
1979-1976	L6-4.1	D		5020	T14PR-U												0.035
1979-1976	V8-5.7	L		5026	T16PR-U11						4509	PTF16TT	4715	ITF16TT	5330	ITF16	0.044
1979	V8-5.0	G		5026	T16PR-U11						4509	PTF16TT	4715	ITF16TT	5330	ITF16	0.044
1978-1977	V8-5.0	U		5026	T16PR-U11						4509	PTF16TT	4715	ITF16TT	5330	ITF16	0.044
1976	V8-5.0	Q		5026	T16PR-U11						4509	PTF16TT	4715	ITF16TT	5330	ITF16	0.044
1975-1974	V8-5.7	L		5029	T16R-U						4509	PTF16TT	4715	ITF16TT	5330	ITF16	0.035
1975-1972	V8-5.7	H		5029	T16R-U						4509	PTF16TT	4715	ITF16TT	5330	ITF16	0.035
1975	L6-4.1	D		5025	T16PR-U						4509	PTF16TT	4715	ITF16TT	5330	ITF16	0.035
1975	V8-4.3	G		5030	T16R-U15						4509	PTF16TT	4715	ITF16TT	5330	ITF16	0.060
1974-1972	L6-4.1	D		5029	T16R-U						4509	PTF16TT	4715	ITF16TT	5330	ITF16	0.035
1974-1972	V8-5.7	K		5029	T16R-U						4509	PTF16TT	4715	ITF16TT	5330	ITF16	0.035
1974	V8-5.7	J		5029	T16R-U						4509	PTF16TT	4715	ITF16TT	5330	ITF16	0.035
1973-1972	V8-5.0	F		5029	T16R-U						4509	PTF16TT	4715	ITF16TT	5330	ITF16	0.035
1971	L6-4.1			5020	T14PR-U												0.035
1971	V8-5.0	CA		5025	T16PR-U						4509	PTF16TT	4715	ITF16TT	5330	ITF16	0.035
1971	V8-5.7			5025	T16PR-U						4509	PTF16TT	4715	ITF16TT	5330	ITF16	0.035
1970-1969	V8-5.7			3037	W16PR-U												0.027
1970-1969	V8-6.5			3066	W20EXR-U	3229	P20R8				4502	PW20TT	4709	IW20TT	5306	IW20	0.032
1970	L4-2.5	CA		3031	W16EXR-U	3004	P16R				4501	PW16TT	4708	IW16TT	5305	IW16	0.032
1970	L6-3.8			5029	T16R-U						4509	PTF16TT	4715	ITF16TT	5330	ITF16	0.035
1970	L6-4.1			5029	T16R-U						4509	PTF16TT	4715	ITF16TT	5330	ITF16	0.035
1970	V8-5.0	ND		6021	W14PR-U												0.027



YEAR ANNEE AÑO	CYL	ENGINE MOTEUR MOTOR	NOTES/NOTAS	OE Types						Twin-Tip (TT) Technology				High Performance		GAP ECART. BRECHA
				U-GROOVE (Standard)		DOUBLE PLATINUM		IRIDIUM LONG-LIFE		PLATINUM TT		IRIDIUM TT		IRIDIUM POWER / IRIDIUM RACING		
				STOCK STOCK BOLSA	PLUG BOUGIE BUJIA	STOCK STOCK BOLSA	PLUG BOUGIE BUJIA	STOCK STOCK BOLSA	PLUG BOUGIE BUJIA	STOCK STOCK BOLSA	PLUG BOUGIE BUJIA	STOCK STOCK BOLSA	PLUG BOUGIE BUJIA	STOCK STOCK BOLSA	PLUG BOUGIE BUJIA	
CHEVROLET [continued]																
NOVA [continued]																
1970	V8-6.6			3031	W16EXR-U	3004	P16R			4501	PW16TT	4708	IW16TT	5305	IW16	0.032
1969	L4-2.5			3031	W16EXR-U	3004	P16R			4501	PW16TT	4708	IW16TT	5305	IW16	0.032
1969	L6-3.8			3031	W16EXR-U	3004	P16R			4501	PW16TT	4708	IW16TT	5305	IW16	0.032
1969	L6-4.1			3031	W16EXR-U	3004	P16R			4501	PW16TT	4708	IW16TT	5305	IW16	0.032
1969	V8-5.0			6021	W14PR-U											0.027
ONE-FIFTY SERIES																
1957-1955	V8-4.3			3037	W16PR-U											0.027
1957	V8-4.6			3075	W20S-U											0.027
ORLANDO																
2014-2013	L4-2.4	LEA								4513	PTV16TT	4718	ITV16TT	5338	ITV16	0.040
P10 VAN																
1980-1975	L6-4.8	T		5029	T16R-U					4509	PTF16TT	4715	ITF16TT	5330	ITF16	0.035
1979	V8-5.0	U		5026	T16PR-U11					4509	PTF16TT	4715	ITF16TT	5330	ITF16	0.044
1978-1977	V8-5.7	L		5026	T16PR-U11					4509	PTF16TT	4715	ITF16TT	5330	ITF16	0.044
1977	V8-6.6	R		5026	T16PR-U11					4509	PTF16TT	4715	ITF16TT	5330	ITF16	0.044
1975	V8-5.7	Y		5029	T16R-U					4509	PTF16TT	4715	ITF16TT	5330	ITF16	0.035
1974-1973	L6-4.1	Q		5029	T16R-U					4509	PTF16TT	4715	ITF16TT	5330	ITF16	0.035
1973	V8-5.7	Y		5029	T16R-U					4509	PTF16TT	4715	ITF16TT	5330	ITF16	0.035
1973	V8-7.4	Z		5029	T16R-U					4509	PTF16TT	4715	ITF16TT	5330	ITF16	0.035
1972-1971	L6-4.1	C		5020	T14PR-U											0.035
1972-1971	L6-4.1	L		5020	T14PR-U											0.035
1970	L6-4.1	S		5020	T14PR-U											0.035
1969-1968	L6-3.8	S		3031	W16EXR-U	3004	P16R			4501	PW16TT	4708	IW16TT	5305	IW16	0.032
1969-1968	L6-4.1	P		3031	W16EXR-U	3004	P16R			4501	PW16TT	4708	IW16TT	5305	IW16	0.032
1967-1962	L6-3.8			3031	W16EXR-U	3004	P16R			4501	PW16TT	4708	IW16TT	5305	IW16	0.032
1967	L6-4.8			3057	W20ESR-U							4709	IW20TT	5306	IW20	0.032
1966	L6-3.2			3031	W16EXR-U	3004	P16R			4501	PW16TT	4708	IW16TT	5305	IW16	0.032
1965-1963	L4-2.5			3057	W20ESR-U							4709	IW20TT	5306	IW20	0.032
1962	V8-4.6			3075	W20S-U											0.027
P20 VAN																
1989-1987	V8-5.7	K		5035	T20PR-U					4510	PTF20TT	4716	ITF20TT	5331	ITF20	0.035
1989-1973	L6-4.8	T		5029	T16R-U					4509	PTF16TT	4715	ITF16TT	5330	ITF16	0.035
1987-1980	V8-5.7	M		5026	T16PR-U11					4509	PTF16TT	4715	ITF16TT	5330	ITF16	0.044
1979-1976	V8-5.7	L		5026	T16PR-U11					4509	PTF16TT	4715	ITF16TT	5330	ITF16	0.044
1979	V8-7.4	S		5026	T16PR-U11					4509	PTF16TT	4715	ITF16TT	5330	ITF16	0.044
1976	V8-7.4	Y		5029	T16R-U					4509	PTF16TT	4715	ITF16TT	5330	ITF16	0.035
1975-1973	V8-5.7	Y		5029	T16R-U					4509	PTF16TT	4715	ITF16TT	5330	ITF16	0.035
1974-1973	L6-4.1	Q		5029	T16R-U					4509	PTF16TT	4715	ITF16TT	5330	ITF16	0.035
1974	V8-5.7	V		5029	T16R-U					4509	PTF16TT	4715	ITF16TT	5330	ITF16	0.035
1973	V8-7.4	Z		5029	T16R-U					4509	PTF16TT	4715	ITF16TT	5330	ITF16	0.035
1972-1971	V8-5.7	E		5029	T16R-U					4509	PTF16TT	4715	ITF16TT	5330	ITF16	0.035



YEAR ANNEE AÑO	CYL	ENGINE MOTEUR MOTOR	NOTES/NOTAS	OE Types						Twin-Tip (TT) Technology				High Performance		GAP ECART. BRECHA	
				U-GROOVE (Standard)		DOUBLE PLATINUM		IRIDIUM LONG-LIFE		PLATINUM TT		IRIDIUM TT		IRIDIUM POWER / IRIDIUM RACING			
				STOCK STOCK BOLSA	PLUG BOUGIE BUJIA	STOCK STOCK BOLSA	PLUG BOUGIE BUJIA	STOCK STOCK BOLSA	PLUG BOUGIE BUJIA	STOCK STOCK BOLSA	PLUG BOUGIE BUJIA	STOCK STOCK BOLSA	PLUG BOUGIE BUJIA	STOCK STOCK BOLSA	PLUG BOUGIE BUJIA		
CHEVROLET [continued]																	
P20 VAN [continued]																	
1972-1968	L6-4.8	S		5029	T16R-U						4509	PTF16TT	4715	ITF16TT	5330	ITF16	0.035
1972	L6-4.1	C		5029	T16R-U						4509	PTF16TT	4715	ITF16TT	5330	ITF16	0.035
1972	L6-4.1	L		5029	T16R-U						4509	PTF16TT	4715	ITF16TT	5330	ITF16	0.035
1971-1970	V8-7.4	E		5026	T16PR-U11						4509	PTF16TT	4715	ITF16TT	5330	ITF16	0.044
1971	L6-4.1	C		5020	T14PR-U												0.035
1971	L6-4.1	L		5020	T14PR-U												0.035
1970	L6-4.1	N		5020	T14PR-U												0.035
1970	V8-5.7	E		3075	W20S-U												0.027
1969	V8-5.0	E		6008	W14-U												0.027
1968	V8-5.0	E		3037	W16PR-U												0.027
1967-1964	L6-4.8			3057	W20ESR-U								4709	IW20TT	5306	IW20	0.032
1966	L6-4.1			3031	W16EXR-U	3004	P16R				4501	PW16TT	4708	IW16TT	5305	IW16	0.032
1965-1964	V8-5.7			3110	W16ESR-U								4708	IW16TT	5305	IW16	0.032
1965-1964	V8-6.7			3110	W16ESR-U								4708	IW16TT	5305	IW16	0.032
1965-1963	L6-3.8			3031	W16EXR-U	3004	P16R				4501	PW16TT	4708	IW16TT	5305	IW16	0.032
1962-1961	V8-4.6			3075	W20S-U												0.027
1962-1961	V8-5.7			3110	W16ESR-U								4708	IW16TT	5305	IW16	0.032
1962	V8-6.7			3110	W16ESR-U								4708	IW16TT	5305	IW16	0.032
1961	L6-3.8			3031	W16EXR-U	3004	P16R				4501	PW16TT	4708	IW16TT	5305	IW16	0.032
P30 VAN																	
1999-1998	V8-7.4	B		5023	T16EPR-U15	5070	PT16EPR-L13				4511	PT16TT	4713	IT16TT	5325	IT16	0.050
1999-1997	V8-5.7	R		5023	T16EPR-U15	5070	PT16EPR-L13				4511	PT16TT	4713	IT16TT	5325	IT16	0.050
1999-1996	V6-4.3	W		5023	T16EPR-U15	5070	PT16EPR-L13				4511	PT16TT	4713	IT16TT	5325	IT16	0.050
1999-1996	V8-7.4	J		5023	T16EPR-U15	5070	PT16EPR-L13				4511	PT16TT	4713	IT16TT	5325	IT16	0.050
1997-1992	V8-7.4	N		5035	T20PR-U						4510	PTF20TT	4716	ITF20TT	5331	ITF20	0.035
1996-1990	V8-5.7	K		5035	T20PR-U						4510	PTF20TT	4716	ITF20TT	5331	ITF20	0.035
1996	V8-5.7	R		5035	T20PR-U						4510	PTF20TT	4716	ITF20TT	5331	ITF20	0.035
1995-1993	V6-4.3	Z		5035	T20PR-U						4510	PTF20TT	4716	ITF20TT	5331	ITF20	0.035
1992	V6-4.3	Z		5025	T16PR-U						4509	PTF16TT	4715	ITF16TT	5330	ITF16	0.035
1991-1990	V8-7.4	N		5029	T16R-U						4509	PTF16TT	4715	ITF16TT	5330	ITF16	0.035
1991	V6-4.3	Z		5035	T20PR-U						4510	PTF20TT	4716	ITF20TT	5331	ITF20	0.035
1990	V6-4.3	Z		5025	T16PR-U						4509	PTF16TT	4715	ITF16TT	5330	ITF16	0.035
1989-1980	V8-7.4	W		5029	T16R-U						4509	PTF16TT	4715	ITF16TT	5330	ITF16	0.035
1989-1973	L6-4.8	T		5029	T16R-U						4509	PTF16TT	4715	ITF16TT	5330	ITF16	0.035
1989	V8-5.7	K		5029	T16R-U						4509	PTF16TT	4715	ITF16TT	5330	ITF16	0.035
1988-1987	V8-5.7	K		5035	T20PR-U						4510	PTF20TT	4716	ITF20TT	5331	ITF20	0.035
1988-1980	V8-5.7	M		5026	T16PR-U11						4509	PTF16TT	4715	ITF16TT	5330	ITF16	0.044
1980-1978	V8-7.4	S		5026	T16PR-U11						4509	PTF16TT	4715	ITF16TT	5330	ITF16	0.044
1980-1976	V8-5.7	L		5026	T16PR-U11						4509	PTF16TT	4715	ITF16TT	5330	ITF16	0.044
1979	L6-4.1	D		5020	T14PR-U												0.035
1977-1976	V8-7.4	Y		5029	T16R-U						4509	PTF16TT	4715	ITF16TT	5330	ITF16	0.035



YEAR ANNEE AÑO	CYL	ENGINE MOTEUR MOTOR	NOTES/NOTAS	OE Types						Twin-Tip (TT) Technology				High Performance		GAP ECART. BRECHA	
				U-GROOVE (Standard)		DOUBLE PLATINUM		IRIDIUM LONG-LIFE		PLATINUM TT		IRIDIUM TT		IRIDIUM POWER / IRIDIUM RACING			
				STOCK STOCK BOLSA	PLUG BOUGIE BUJIA	STOCK STOCK BOLSA	PLUG BOUGIE BUJIA	STOCK STOCK BOLSA	PLUG BOUGIE BUJIA	STOCK STOCK BOLSA	PLUG BOUGIE BUJIA	STOCK STOCK BOLSA	PLUG BOUGIE BUJIA	STOCK STOCK BOLSA	PLUG BOUGIE BUJIA		
CHEVROLET [continued]																	
P30 VAN [continued]																	
1976	L6-4.1	D		5020	T14PR-U												0.035
1976	V8-6.6	U		5030	T16R-U15					4509	PTF16TT	4715	ITF16TT	5330	ITF16		0.060
1976	V8-7.4	S		5026	T16PR-U11					4509	PTF16TT	4715	ITF16TT	5330	ITF16		0.044
1975-1974	V8-5.7	V		5029	T16R-U					4509	PTF16TT	4715	ITF16TT	5330	ITF16		0.035
1975-1974	V8-7.4	L		5029	T16R-U					4509	PTF16TT	4715	ITF16TT	5330	ITF16		0.035
1975-1973	V8-5.7	Y		5029	T16R-U					4509	PTF16TT	4715	ITF16TT	5330	ITF16		0.035
1974-1973	L6-4.1	Q		5029	T16R-U					4509	PTF16TT	4715	ITF16TT	5330	ITF16		0.035
1974-1973	V8-7.4	Z		5029	T16R-U					4509	PTF16TT	4715	ITF16TT	5330	ITF16		0.035
1974	L6-4.8	S		5029	T16R-U					4509	PTF16TT	4715	ITF16TT	5330	ITF16		0.035
1972-1968	L6-4.8	S		5029	T16R-U					4509	PTF16TT	4715	ITF16TT	5330	ITF16		0.035
1972	L6-4.1	C		5029	T16R-U					4509	PTF16TT	4715	ITF16TT	5330	ITF16		0.035
1972	L6-4.1	L		5029	T16R-U					4509	PTF16TT	4715	ITF16TT	5330	ITF16		0.035
1972	V8-5.7	E		5029	T16R-U					4509	PTF16TT	4715	ITF16TT	5330	ITF16		0.035
1972	V8-6.6	E		5025	T16PR-U					4509	PTF16TT	4715	ITF16TT	5330	ITF16		0.035
1971-1970	V8-7.4	E		5026	T16PR-U11					4509	PTF16TT	4715	ITF16TT	5330	ITF16		0.044
1971	L6-4.1	C		5020	T14PR-U												0.035
1971	L6-4.1	L		5020	T14PR-U												0.035
1971	V8-5.7	E		5026	T16PR-U11					4509	PTF16TT	4715	ITF16TT	5330	ITF16		0.044
1970	L6-4.1	N		5029	T16R-U					4509	PTF16TT	4715	ITF16TT	5330	ITF16		0.035
1970	V8-5.7	E		3075	W20S-U												0.027
1969	V8-5.0	E		6008	W14-U												0.027
1968	V8-5.0	E		3037	W16PR-U												0.027
1967-1964	L6-4.8			3057	W20ESR-U							4709	IW20TT	5306	IW20		0.032
1966	L6-4.1			3031	W16EXR-U	3004	P16R			4501	PW16TT	4708	IW16TT	5305	IW16		0.032
1965-1964	V8-5.7			3110	W16ESR-U							4708	IW16TT	5305	IW16		0.032
1965-1964	V8-6.7			3110	W16ESR-U							4708	IW16TT	5305	IW16		0.032
1965-1963	L6-3.8			3031	W16EXR-U	3004	P16R			4501	PW16TT	4708	IW16TT	5305	IW16		0.032
1962-1961	V8-4.6			3075	W20S-U												0.027
1962-1961	V8-5.7			3110	W16ESR-U							4708	IW16TT	5305	IW16		0.032
1962	V8-6.7			3110	W16ESR-U							4708	IW16TT	5305	IW16		0.032
1961	L6-3.8			3031	W16EXR-U	3004	P16R			4501	PW16TT	4708	IW16TT	5305	IW16		0.032
PRIZM																	
2002-2000	L4-1.8	8		3120	K16R-U11	3134	PK16R11	3324	SK16R11	4503	PK16TT	4701	IK16TT	5303	IK16		0.044
1999-1998	L4-1.8	8		3119	K16R-U	3301	PK16R8	3435	SK16PR-F8	4503	PK16TT	4701	IK16TT	5303	IK16		0.032
R10 SUBURBAN																	
1988-1987	V8-5.7	K		5035	T20PR-U					4510	PTF20TT	4716	ITF20TT	5331	ITF20		0.035
1987	V8-5.0	H		5025	T16PR-U					4509	PTF16TT	4715	ITF16TT	5330	ITF16		0.035
R10 TRUCK																	
1987	V6-4.3	Z		5025	T16PR-U					4509	PTF16TT	4715	ITF16TT	5330	ITF16		0.035
1987	V8-5.0	H		5025	T16PR-U					4509	PTF16TT	4715	ITF16TT	5330	ITF16		0.035
1987	V8-5.7	K		5035	T20PR-U					4510	PTF20TT	4716	ITF20TT	5331	ITF20		0.035



YEAR ANEE AÑO	CYL	ENGINE MOTEUR MOTOR	NOTES/NOTAS	OE Types						Twin-Tip (TT) Technology				High Performance		GAP ECART. BRECHA	
				U-GROOVE (Standard)		DOUBLE PLATINUM		IRIDIUM LONG-LIFE		PLATINUM TT		IRIDIUM TT		IRIDIUM POWER / IRIDIUM RACING			
				STOCK STOCK BOLSA	PLUG BOUGIE BUJIA	STOCK STOCK BOLSA	PLUG BOUGIE BUJIA	STOCK STOCK BOLSA	PLUG BOUGIE BUJIA	STOCK STOCK BOLSA	PLUG BOUGIE BUJIA	STOCK STOCK BOLSA	PLUG BOUGIE BUJIA	STOCK STOCK BOLSA	PLUG BOUGIE BUJIA		
CHEVROLET [continued]																	
R20 SUBURBAN																	
1988-1987	V8-5.7	K		5035	T20PR-U						4510	PTF20TT	4716	ITF20TT	5331	ITF20	0.035
1988-1987	V8-7.4	N		5035	T20PR-U						4510	PTF20TT	4716	ITF20TT	5331	ITF20	0.035
R20 TRUCK																	
1988-1987	L6-4.8	T		5029	T16R-U						4509	PTF16TT	4715	ITF16TT	5330	ITF16	0.035
1988-1987	V8-5.7	K		5035	T20PR-U						4510	PTF20TT	4716	ITF20TT	5331	ITF20	0.035
1988-1987	V8-7.4	N		5035	T20PR-U						4510	PTF20TT	4716	ITF20TT	5331	ITF20	0.035
1987	V6-4.3	Z		5025	T16PR-U						4509	PTF16TT	4715	ITF16TT	5330	ITF16	0.035
1987	V8-5.0	H		5025	T16PR-U						4509	PTF16TT	4715	ITF16TT	5330	ITF16	0.035
R30 TRUCK																	
1988-1987	L6-4.8	T		5029	T16R-U						4509	PTF16TT	4715	ITF16TT	5330	ITF16	0.035
1988-1987	V8-5.7	M		5026	T16PR-U11						4509	PTF16TT	4715	ITF16TT	5330	ITF16	0.044
1988-1987	V8-5.7	K		5035	T20PR-U						4510	PTF20TT	4716	ITF20TT	5331	ITF20	0.035
1988-1987	V8-7.4	W		5029	T16R-U						4509	PTF16TT	4715	ITF16TT	5330	ITF16	0.035
1988-1987	V8-7.4	N		5035	T20PR-U						4510	PTF20TT	4716	ITF20TT	5331	ITF20	0.035
R1500 SUBURBAN																	
1991-1989	V8-5.7	K		5035	T20PR-U						4510	PTF20TT	4716	ITF20TT	5331	ITF20	0.035
R2500 SUBURBAN																	
1991-1989	V8-5.7	K		5035	T20PR-U						4510	PTF20TT	4716	ITF20TT	5331	ITF20	0.035
1991-1989	V8-7.4	N		5035	T20PR-U						4510	PTF20TT	4716	ITF20TT	5331	ITF20	0.035
R2500 TRUCK																	
1989	V8-7.4	N		5035	T20PR-U						4510	PTF20TT	4716	ITF20TT	5331	ITF20	0.035
R3500 TRUCK																	
1991-1989	V8-5.7	K		5035	T20PR-U						4510	PTF20TT	4716	ITF20TT	5331	ITF20	0.035
1991-1989	V8-7.4	N		5035	T20PR-U						4510	PTF20TT	4716	ITF20TT	5331	ITF20	0.035
1989	V8-7.4	W		5029	T16R-U						4509	PTF16TT	4715	ITF16TT	5330	ITF16	0.035
S10																	
2004-2003	V6-4.3	X		5023	T16EPR-U15	5070	PT16EPR-L13				4511	PT16TT	4713	IT16TT	5325	IT16	0.050
2003	L4-2.2	H		5023	T16EPR-U15	5070	PT16EPR-L13				4511	PT16TT	4713	IT16TT	5325	IT16	0.050
2002-2000	L4-2.2	5		5023	T16EPR-U15	5070	PT16EPR-L13				4511	PT16TT	4713	IT16TT	5325	IT16	0.050
2002-1996	V6-4.3	W		5023	T16EPR-U15	5070	PT16EPR-L13				4511	PT16TT	4713	IT16TT	5325	IT16	0.050
2000-1996	L4-2.2	4		5023	T16EPR-U15	5070	PT16EPR-L13				4511	PT16TT	4713	IT16TT	5325	IT16	0.050
1999-1996	V6-4.3	X		5023	T16EPR-U15	5070	PT16EPR-L13				4511	PT16TT	4713	IT16TT	5325	IT16	0.050
1995-1994	L4-2.2	4				5071	TJ14R-P15				4511	PT16TT	4713	IT16TT	5325	IT16	0.060
1995-1994	V6-4.3	W		5035	T20PR-U						4510	PTF20TT	4716	ITF20TT	5331	ITF20	0.035
1995-1988	V6-4.3	Z		5035	T20PR-U						4510	PTF20TT	4716	ITF20TT	5331	ITF20	0.035
1993-1991	L4-2.5	A		5037	T20PR-U15						4510	PTF20TT	4716	ITF20TT	5331	ITF20	0.060
1993-1986	V6-2.8	R		5036	T20PR-U11						4510	PTF20TT	4716	ITF20TT	5331	ITF20	0.044
1991-1985	L4-2.5	E		5037	T20PR-U15						4510	PTF20TT	4716	ITF20TT	5331	ITF20	0.060
1985-1982	L4-1.9	A		3212	W20EXR-U11	3238	P20R11				4502	PW20TT	4709	IW20TT	5306	IW20	0.044



YEAR ANNEE AÑO	CYL	ENGINE MOTEUR MOTOR	NOTES/NOTAS	OE Types						Twin-Tip (TT) Technology				High Performance		GAP ECART. BRECHA	
				U-GROOVE (Standard)		DOUBLE PLATINUM		IRIDIUM LONG-LIFE		PLATINUM TT		IRIDIUM TT		IRIDIUM POWER / IRIDIUM RACING			
				STOCK STOCK BOLSA	PLUG BOUGIE BUJIA	STOCK STOCK BOLSA	PLUG BOUGIE BUJIA	STOCK STOCK BOLSA	PLUG BOUGIE BUJIA	STOCK STOCK BOLSA	PLUG BOUGIE BUJIA	STOCK STOCK BOLSA	PLUG BOUGIE BUJIA	STOCK STOCK BOLSA	PLUG BOUGIE BUJIA		
CHEVROLET [continued]																	
S10 [continued]																	
1985-1982	V6-2.8	B		5036	T20PR-U11						4510	PTF20TT	4716	ITF20TT	5331	ITF20	0.044
1984-1983	L4-2.0	Y		5035	T20PR-U						4510	PTF20TT	4716	ITF20TT	5331	ITF20	0.035
S10 BLAZER																	
1994-1992	V6-4.3	W		5035	T20PR-U						4510	PTF20TT	4716	ITF20TT	5331	ITF20	0.035
1994-1988	V6-4.3	Z		5035	T20PR-U						4510	PTF20TT	4716	ITF20TT	5331	ITF20	0.035
1989-1986	V6-2.8	R		5036	T20PR-U11						4510	PTF20TT	4716	ITF20TT	5331	ITF20	0.044
1988-1985	L4-2.5	E		5037	T20PR-U15						4510	PTF20TT	4716	ITF20TT	5331	ITF20	0.060
1985-1983	V6-2.8	B		5036	T20PR-U11						4510	PTF20TT	4716	ITF20TT	5331	ITF20	0.044
1984-1983	L4-1.9	A		3212	W20EXR-U11	3238	P20R11				4502	PW20TT	4709	IW20TT	5306	IW20	0.044
1984-1983	L4-2.0	Y		5035	T20PR-U						4510	PTF20TT	4716	ITF20TT	5331	ITF20	0.035
SILVERADO 1500																	
2015-2014	V6-4.3	LV3									4513	PTV16TT	4718	ITV16TT	5338	ITV16	0.040
2015-2014	V8-5.3	L83									4513	PTV16TT	4718	ITV16TT	5338	ITV16	0.040
2015-2014	V8-6.2	L86									4513	PTV16TT	4718	ITV16TT	5338	ITV16	0.040
2013	V6-4.3	LU3				5070	PT16EPR-L13				4511	PT16TT	4713	IT16TT	5325	IT16	0.050
2013	V8-4.8	L20						5090	ZTJ16R10		4511	PT16TT	4713	IT16TT	5325	IT16	0.040
2013	V8-5.3	LC9						5090	ZTJ16R10		4511	PT16TT	4713	IT16TT	5325	IT16	0.040
2013	V8-5.3	LMG						5090	ZTJ16R10		4511	PT16TT	4713	IT16TT	5325	IT16	0.040
2013	V8-6.0	LZ1						5090	ZTJ16R10		4511	PT16TT	4713	IT16TT	5325	IT16	0.040
2013	V8-6.2	L9H						5090	ZTJ16R10		4511	PT16TT	4713	IT16TT	5325	IT16	0.040
2012-2011	V8-4.8	L20						5090	ZTJ16R10				4713	IT16TT	5325	IT16	0.040
2012-2011	V8-5.3	LC9						5090	ZTJ16R10				4713	IT16TT	5325	IT16	0.040
2012-2011	V8-5.3	LMG						5090	ZTJ16R10				4713	IT16TT	5325	IT16	0.040
2012-2011	V8-6.0	LZ1						5090	ZTJ16R10				4713	IT16TT	5325	IT16	0.040
2012-2011	V8-6.2	L9H						5090	ZTJ16R10				4713	IT16TT	5325	IT16	0.040
2012	V6-4.3	-											4713	IT16TT	5325	IT16	0.040
2011	V6-4.3	X											4713	IT16TT	5325	IT16	0.040
2010-2009	V8-6.2	L9H						5090	ZTJ16R10		4511	PT16TT	4713	IT16TT	5325	IT16	0.040
2010-2007	V8-5.3	LC9						5090	ZTJ16R10		4511	PT16TT	4713	IT16TT	5325	IT16	0.040
2010-2007	V8-5.3	LMG						5090	ZTJ16R10		4511	PT16TT	4713	IT16TT	5325	IT16	0.040
2010	V6-4.3	X									4511	PT16TT	4713	IT16TT	5325	IT16	0.040
2010	V8-4.8	L20						5090	ZTJ16R10		4511	PT16TT	4713	IT16TT	5325	IT16	0.040
2010	V8-6.0	LZ1						5090	ZTJ16R10		4511	PT16TT	4713	IT16TT	5325	IT16	0.040
2009-2007	V8-4.8	C						5090	ZTJ16R10		4511	PT16TT	4713	IT16TT	5325	IT16	0.040
2009-2007	V8-5.3	M						5090	ZTJ16R10		4511	PT16TT	4713	IT16TT	5325	IT16	0.040
2009-2007	V8-5.3	LY5						5090	ZTJ16R10		4511	PT16TT	4713	IT16TT	5325	IT16	0.040
2009-2007	V8-6.0	L76						5090	ZTJ16R10		4511	PT16TT	4713	IT16TT	5325	IT16	0.040
2009-2002	V6-4.3	X		5023	T16EPR-U15	5070	PT16EPR-L13				4511	PT16TT	4713	IT16TT	5325	IT16	0.050
2009	V8-6.0	LFA						5090	ZTJ16R10		4511	PT16TT	4713	IT16TT	5325	IT16	0.040
2007-2006	V8-5.3	L59						5090	ZTJ16R10		4511	PT16TT	4713	IT16TT	5325	IT16	0.040
2007-2006	V8-6.0	N						5090	ZTJ16R10		4511	PT16TT	4713	IT16TT	5325	IT16	0.040



YEAR ANNEE AÑO	CYL	ENGINE MOTEUR MOTOR	NOTES/NOTAS	OE Types						Twin-Tip (TT) Technology				High Performance		GAP ECART. BRECHA	
				U-GROOVE (Standard)		DOUBLE PLATINUM		IRIDIUM LONG-LIFE		PLATINUM TT		IRIDIUM TT		IRIDIUM POWER / IRIDIUM RACING			
				STOCK STOCK BOLSA	PLUG BOUGIE BUJIA	STOCK STOCK BOLSA	PLUG BOUGIE BUJIA	STOCK STOCK BOLSA	PLUG BOUGIE BUJIA	STOCK STOCK BOLSA	PLUG BOUGIE BUJIA	STOCK STOCK BOLSA	PLUG BOUGIE BUJIA	STOCK STOCK BOLSA	PLUG BOUGIE BUJIA		
CHEVROLET [continued]																	
SILVERADO 1500 [continued]																	
2007-2005	V8-5.3	B							5090	ZTJ16R10	4511	PT16TT	4713	IT16TT	5325	IT16	0.040
2007-2000	V8-4.8	V							5090	ZTJ16R10	4511	PT16TT	4713	IT16TT	5325	IT16	0.040
2007-2000	V8-5.3	T							5090	ZTJ16R10	4511	PT16TT	4713	IT16TT	5325	IT16	0.040
2005-2002	V8-5.3	Z							5090	ZTJ16R10	4511	PT16TT	4713	IT16TT	5325	IT16	0.040
2002-1999	V6-4.3	W		5023	T16EPR-U15	5070	PT16EPR-L13				4511	PT16TT	4713	IT16TT	5325	IT16	0.050
1999	V8-4.8	V		5023	T16EPR-U15	5070	PT16EPR-L13				4511	PT16TT	4713	IT16TT	5325	IT16	0.050
1999	V8-5.3	T		5023	T16EPR-U15	5070	PT16EPR-L13				4511	PT16TT	4713	IT16TT	5325	IT16	0.050
SILVERADO 1500 HD																	
2007-2005	V8-6.0	U							5090	ZTJ16R10	4511	PT16TT	4713	IT16TT	5325	IT16	0.040
2003-2001	V8-6.0	U							5090	ZTJ16R10	4511	PT16TT	4713	IT16TT	5325	IT16	0.040
SILVERADO 2500																	
2004-2000	V8-6.0	U							5090	ZTJ16R10	4511	PT16TT	4713	IT16TT	5325	IT16	0.040
2000	V8-5.3	T							5090	ZTJ16R10	4511	PT16TT	4713	IT16TT	5325	IT16	0.040
1999	V8-5.3	T		5023	T16EPR-U15	5070	PT16EPR-L13				4511	PT16TT	4713	IT16TT	5325	IT16	0.050
1999	V8-6.0	U		5023	T16EPR-U15	5070	PT16EPR-L13				4511	PT16TT	4713	IT16TT	5325	IT16	0.050
SILVERADO 2500 HD																	
2015-2013	V8-6.0	L96							5090	ZTJ16R10	4511	PT16TT	4713	IT16TT	5325	IT16	0.040
2015-2013	V8-6.0	LC8							5090	ZTJ16R10	4511	PT16TT	4713	IT16TT	5325	IT16	0.040
2012-2011	V8-6.0	L96							5090	ZTJ16R10	4511	PT16TT	4713	IT16TT	5325	IT16	0.040
2010-2007	V8-6.0	K							5090	ZTJ16R10	4511	PT16TT	4713	IT16TT	5325	IT16	0.040
2010	V8-6.0	L96							5090	ZTJ16R10	4511	PT16TT	4713	IT16TT	5325	IT16	0.040
2007-2003	V8-6.0	U							5090	ZTJ16R10	4511	PT16TT	4713	IT16TT	5325	IT16	0.040
2007-2001	V8-8.1	G				5071	TJ14R-P15				4511	PT16TT	4713	IT16TT	5325	IT16	0.060
2002	V8-6.0	U	Bi-Fuel & CNG Engines, Gas Engine,						5090	ZTJ16R10	4511	PT16TT	4713	IT16TT	5325	IT16	0.040
2002	V8-6.0	U							5090	ZTJ16R10	4511	PT16TT	4713	IT16TT	5325	IT16	0.040
2001	V8-6.0	U							5090	ZTJ16R10	4511	PT16TT	4713	IT16TT	5325	IT16	0.040
SILVERADO 3500																	
2007-2001	V8-6.0	U							5090	ZTJ16R10	4511	PT16TT	4713	IT16TT	5325	IT16	0.040
2007-2001	V8-8.1	G				5071	TJ14R-P15				4511	PT16TT	4713	IT16TT	5325	IT16	0.060
SILVERADO 3500 HD																	
2015-2013	V8-6.0	L96							5090	ZTJ16R10	4511	PT16TT	4713	IT16TT	5325	IT16	0.040
2012-2011	V8-6.0	L96							5090	ZTJ16R10	4511	PT16TT	4713	IT16TT	5325	IT16	0.040
2010-2007	V8-6.0	K							5090	ZTJ16R10	4511	PT16TT	4713	IT16TT	5325	IT16	0.040
2010	V8-6.0	L96							5090	ZTJ16R10	4511	PT16TT	4713	IT16TT	5325	IT16	0.040
SONIC																	
2015-2013	L4-1.8	LUW							3403	SK20PR-A8	4504	PK20TT	4702	IK20TT	5304	IK20	0.032
2015-2013	L4-1.8	LWE							3403	SK20PR-A8	4504	PK20TT	4702	IK20TT	5304	IK20	0.032
2015-2012	L4-1.4	LUV	T											5310	IK22	0.032	
2012	L4-1.8	LUW										4702	IK20TT			0.040	



YEAR ANNEE AÑO	CYL	ENGINE MOTEUR MOTOR	NOTES/NOTAS	OE Types						Twin-Tip (TT) Technology				High Performance		GAP ECART. BRECHA	
				U-GROOVE (Standard)		DOUBLE PLATINUM		IRIDIUM LONG-LIFE		PLATINUM TT		IRIDIUM TT		IRIDIUM POWER / IRIDIUM RACING			
				STOCK STOCK BOLSA	PLUG BOUGIE BUJIA	STOCK STOCK BOLSA	PLUG BOUGIE BUJIA	STOCK STOCK BOLSA	PLUG BOUGIE BUJIA	STOCK STOCK BOLSA	PLUG BOUGIE BUJIA	STOCK STOCK BOLSA	PLUG BOUGIE BUJIA	STOCK STOCK BOLSA	PLUG BOUGIE BUJIA		
CHEVROLET [continued]																	
SPARK																	
2015-2013	L4-1.2	LL0							3434	SKU22PR9					5308	IXU22	0.035
SPECTRUM																	
1988-1987	L4-1.5	9	T	3212	W20EXR-U11	3238	P20R11				4502	PW20TT	4709	IW20TT	5306	IW20	0.044
1988-1986	L4-1.5	7		3212	W20EXR-U11	3238	P20R11				4502	PW20TT	4709	IW20TT	5306	IW20	0.044
1985	L4-1.5	K		3212	W20EXR-U11	3238	P20R11				4502	PW20TT	4709	IW20TT	5306	IW20	0.044
SPRINT																	
1991-1989	L3-1.0	6		3032	W16EXR-U11	3004	P16R				4501	PW16TT	4708	IW16TT	5305	IW16	0.044
1991	L3-1.0	2	T	3032	W16EXR-U11	3004	P16R				4501	PW16TT	4708	IW16TT	5305	IW16	0.044
1990-1987	L3-1.0	2	T	3212	W20EXR-U11	3238	P20R11				4502	PW20TT	4709	IW20TT	5306	IW20	0.044
1988-1987	L3-1.0	5		3032	W16EXR-U11	3004	P16R				4501	PW16TT	4708	IW16TT	5305	IW16	0.044
1986	L3-1.0	5		3031	W16EXR-U	3004	P16R				4501	PW16TT	4708	IW16TT	5305	IW16	0.032
1985	L3-1.0	M		3031	W16EXR-U	3004	P16R				4501	PW16TT	4708	IW16TT	5305	IW16	0.032
SS																	
2015-2014	V8-6.2	LS3							5090	ZTJ16R10	4511	PT16TT	4713	IT16TT	5325	IT16	0.040
SSR																	
2006-2005	V8-6.0	H							5090	ZTJ16R10	4511	PT16TT	4713	IT16TT	5325	IT16	0.040
2004	V8-5.3								5090	ZTJ16R10	4511	PT16TT	4713	IT16TT	5325	IT16	0.040
2003	V8-5.3	P							5090	ZTJ16R10	4511	PT16TT	4713	IT16TT	5325	IT16	0.040
SUBURBAN																	
2015	V8-5.3	L83									4513	PTV16TT	4718	ITV16TT	5338	ITV16	0.040
1967-1966	L6-4.1			3031	W16EXR-U	3004	P16R				4501	PW16TT	4708	IW16TT	5305	IW16	0.032
1967-1963	L6-4.8			3057	W20ESR-U								4709	IW20TT	5306	IW20	0.032
1967-1961	L6-3.8			3031	W16EXR-U	3004	P16R				4501	PW16TT	4708	IW16TT	5305	IW16	0.032
1967-1961	V8-4.6			3075	W20S-U												0.027
1967	V8-5.3			3075	W20S-U												0.027
1966	V8-5.3			5044	W16S-U												0.027
1965-1964	V8-5.7			3110	W16ESR-U								4708	IW16TT	5305	IW16	0.032
1965-1964	V8-6.7			3110	W16ESR-U								4708	IW16TT	5305	IW16	0.032
1962-1961	V8-5.7			3110	W16ESR-U								4708	IW16TT	5305	IW16	0.032
1962	V8-6.7			3110	W16ESR-U								4708	IW16TT	5305	IW16	0.032
SUBURBAN 1500																	
2014-2013	V8-5.3	LC9							5090	ZTJ16R10	4511	PT16TT	4713	IT16TT	5325	IT16	0.040
2014-2013	V8-5.3	LMG							5090	ZTJ16R10	4511	PT16TT	4713	IT16TT	5325	IT16	0.040
2012-2011	V8-5.3	LC9							5090	ZTJ16R10			4713	IT16TT	5325	IT16	0.040
2012-2011	V8-5.3	LMG							5090	ZTJ16R10			4713	IT16TT	5325	IT16	0.040
2010-2007	V8-5.3	LC9							5090	ZTJ16R10	4511	PT16TT	4713	IT16TT	5325	IT16	0.040
2010-2007	V8-5.3	LMG							5090	ZTJ16R10	4511	PT16TT	4713	IT16TT	5325	IT16	0.040
2009-2007	V8-5.3	LY5							5090	ZTJ16R10	4511	PT16TT	4713	IT16TT	5325	IT16	0.040
2009-2007	V8-6.0	L76							5090	ZTJ16R10	4511	PT16TT	4713	IT16TT	5325	IT16	0.040



YEAR ANNEE AÑO	CYL	ENGINE MOTEUR MOTOR	NOTES/NOTAS	OE Types						Twin-Tip (TT) Technology				High Performance		GAP ECART. BRECHA	
				U-GROOVE (Standard)		DOUBLE PLATINUM		IRIDIUM LONG-LIFE		PLATINUM TT		IRIDIUM TT		IRIDIUM POWER / IRIDIUM RACING			
				STOCK STOCK BOLSA	PLUG BOUGIE BUJIA	STOCK STOCK BOLSA	PLUG BOUGIE BUJIA	STOCK STOCK BOLSA	PLUG BOUGIE BUJIA	STOCK STOCK BOLSA	PLUG BOUGIE BUJIA	STOCK STOCK BOLSA	PLUG BOUGIE BUJIA	STOCK STOCK BOLSA	PLUG BOUGIE BUJIA		
CHEVROLET [continued]																	
SUBURBAN 1500 [continued]																	
2006	V8-5.3	L59							5090	ZTJ16R10	4511	PT16TT	4713	IT16TT	5325	IT16	0.040
2006	V8-6.0	U							5090	ZTJ16R10	4511	PT16TT	4713	IT16TT	5325	IT16	0.040
2005-2002	V8-5.3	Z							5090	ZTJ16R10	4511	PT16TT	4713	IT16TT	5325	IT16	0.040
2005-2000	V8-5.3	T							5090	ZTJ16R10	4511	PT16TT	4713	IT16TT	5325	IT16	0.040
SUBURBAN 2500																	
2013	V8-6.0	L96							5090	ZTJ16R10	4511	PT16TT	4713	IT16TT	5325	IT16	0.040
2012-2011	V8-6.0	L96							5090	ZTJ16R10			4713	IT16TT	5325	IT16	0.040
2010	V8-6.0	L96							5090	ZTJ16R10	4511	PT16TT	4713	IT16TT	5325	IT16	0.040
2009-2007	V8-6.0	K							5090	ZTJ16R10	4511	PT16TT	4713	IT16TT	5325	IT16	0.040
2006-2001	V8-8.1	G			5071	TJ14R-P15					4511	PT16TT	4713	IT16TT	5325	IT16	0.060
2006-2000	V8-6.0	U							5090	ZTJ16R10	4511	PT16TT	4713	IT16TT	5325	IT16	0.040
TAHOE																	
2015	V8-5.3	L83									4513	PTV16TT	4718	ITV16TT	5338	ITV16	0.040
2014-2013	V8-5.3	LMG							5090	ZTJ16R10	4511	PT16TT	4713	IT16TT	5325	IT16	0.040
2013	V8-6.0	LZ1							5090	ZTJ16R10	4511	PT16TT	4713	IT16TT	5325	IT16	0.040
2012-2011	V8-5.3	LMG							5090	ZTJ16R10			4713	IT16TT	5325	IT16	0.040
2012-2010	V8-6.0	LZ1							5090	ZTJ16R10			4713	IT16TT	5325	IT16	0.040
2011	V8-5.3	LC9							5090	ZTJ16R10			4713	IT16TT	5325	IT16	0.040
2010-2009	V8-5.3	LC9							5090	ZTJ16R10	4511	PT16TT	4713	IT16TT	5325	IT16	0.040
2010-2007	V8-5.3	LMG							5090	ZTJ16R10	4511	PT16TT	4713	IT16TT	5325	IT16	0.040
2009-2008	V8-6.0	LFA							5090	ZTJ16R10	4511	PT16TT	4713	IT16TT	5325	IT16	0.040
2009-2007	V8-4.8	C							5090	ZTJ16R10	4511	PT16TT	4713	IT16TT	5325	IT16	0.040
2009-2007	V8-5.3	LY5							5090	ZTJ16R10	4511	PT16TT	4713	IT16TT	5325	IT16	0.040
2009	V8-6.2	L9H							5090	ZTJ16R10	4511	PT16TT	4713	IT16TT	5325	IT16	0.040
2006-2000	V8-4.8	V							5090	ZTJ16R10	4511	PT16TT	4713	IT16TT	5325	IT16	0.040
2006-2000	V8-5.3	T							5090	ZTJ16R10	4511	PT16TT	4713	IT16TT	5325	IT16	0.040
2006	V8-5.3	L59							5090	ZTJ16R10	4511	PT16TT	4713	IT16TT	5325	IT16	0.040
2005-2003	V8-5.3	Z							5090	ZTJ16R10	4511	PT16TT	4713	IT16TT	5325	IT16	0.040
2002	V8-5.3	Z							5090	ZTJ16R10	4511	PT16TT	4713	IT16TT	5325	IT16	0.040
2000-1996	V8-5.7	R		5023	T16EPR-U15	5070	PT16EPR-L13				4511	PT16TT	4713	IT16TT	5325	IT16	0.050
2000	V8-4.8								5090	ZTJ16R10			4713	IT16TT	5325	IT16	0.040
2000	V8-5.3								5090	ZTJ16R10			4713	IT16TT	5325	IT16	0.040
1995	V8-5.7	K		5035	T20PR-U						4510	PTF20TT	4716	ITF20TT	5331	ITF20	0.035
TOWNSMAN																	
1972	V8-5.7	H		5029	T16R-U						4509	PTF16TT	4715	ITF16TT	5330	ITF16	0.035
1972	V8-6.6	R		5029	T16R-U						4509	PTF16TT	4715	ITF16TT	5330	ITF16	0.035
1972	V8-6.6	S		5029	T16R-U						4509	PTF16TT	4715	ITF16TT	5330	ITF16	0.035
1972	V8-7.4	V		5029	T16R-U						4509	PTF16TT	4715	ITF16TT	5330	ITF16	0.035
1971	V8-5.7			5035	T20PR-U						4510	PTF20TT	4716	ITF20TT	5331	ITF20	0.035
1971	V8-6.6			5035	T20PR-U						4510	PTF20TT	4716	ITF20TT	5331	ITF20	0.035
1970	V8-5.7			5046	W20PR-U												0.027



YEAR ANNEE AÑO	CYL	ENGINE MOTEUR MOTOR	NOTES/NOTAS	OE Types						Twin-Tip (TT) Technology				High Performance		GAP ECART. BRECHA	
				U-GROOVE (Standard)		DOUBLE PLATINUM		IRIDIUM LONG-LIFE		PLATINUM TT		IRIDIUM TT		IRIDIUM POWER / IRIDIUM RACING			
				STOCK STOCK BOLSA	PLUG BOUGIE BUJIA	STOCK STOCK BOLSA	PLUG BOUGIE BUJIA	STOCK STOCK BOLSA	PLUG BOUGIE BUJIA	STOCK STOCK BOLSA	PLUG BOUGIE BUJIA	STOCK STOCK BOLSA	PLUG BOUGIE BUJIA	STOCK STOCK BOLSA	PLUG BOUGIE BUJIA		
CHEVROLET [continued]																	
TOWNSMAN [continued]																	
1970	V8-6.6			5038	T20R-U						4510	PTF20TT	4716	ITF20TT	5331	ITF20	0.035
1970	V8-7.4			5038	T20R-U						4510	PTF20TT	4716	ITF20TT	5331	ITF20	0.035
1969	V8-5.7			3037	W16PR-U												0.027
TRACKER																	
2004-2001	V6-2.5	4		3143	K16PR-L11	3275	PK16PR-L11	3395	SK16PR-L11	4503	PK16TT	4701	IK16TT	5303	IK16		0.044
2003-2001	L4-2.0	C				3275	PK16PR-L11	3395	SK16PR-L11	4503	PK16TT	4701	IK16TT	5303	IK16		0.044
2000-1999	L4-1.6	6		3121	K20PR-U11	3168	PK20PR11	3443	SK20PR-L11	4504	PK20TT	4702	IK20TT	5304	IK20		0.044
2000	L4-2.0	C		3119	K16R-U	3301	PK16R8	3435	SK16PR-F8	4503	PK16TT	4701	IK16TT	5303	IK16		0.032
1999	L4-2.0	C		3121	K20PR-U11	3168	PK20PR11	3443	SK20PR-L11	4504	PK20TT	4702	IK20TT	5304	IK20		0.044
1998	L4-1.6	6		3119	K16R-U	3301	PK16R8	3435	SK16PR-F8	4503	PK16TT	4701	IK16TT	5303	IK16		0.032
TRAILBLAZER																	
2009-2006	V8-6.0	H						5090	ZTJ16R10	4511	PT16TT	4713	IT16TT	5325	IT16		0.040
2009-2002	L6-4.2	S				5068	PT16VR13			4513	PTV16TT	4718	ITV16TT	5338	ITV16		0.050
2008-2006	V8-5.3	M						5090	ZTJ16R10	4511	PT16TT	4713	IT16TT	5325	IT16		0.040
TRAILBLAZER EXT																	
2006	L6-4.2	S				5068	PT16VR13										0.050
2005	V8-5.3	M						5090	ZTJ16R10	4511	PT16TT	4713	IT16TT	5325	IT16		0.040
2004-2003	V8-5.3	P						5090	ZTJ16R10	4511	PT16TT	4713	IT16TT	5325	IT16		0.040
TRAVERSE																	
2015-2010	V6-3.6	LLT										4719	ITV20TT	5339	ITV20		0.040
2009	V6-3.6	LLT				5068	PT16VR13			4513	PTV16TT	4718	ITV16TT	5338	ITV16		0.050
TRAX																	
2015-2013	L4-1.4	LUV	T											5310	IK22		0.032
TRUCK TRUCK																	
1960	L6-3.8			3031	W16EXR-U	3004	P16R			4501	PW16TT	4708	IW16TT	5305	IW16		0.032
1960	V8-4.6			3075	W20S-U												0.027
1960	V8-5.7			3066	W20EXR-U	3229	P20R8			4502	PW20TT	4709	IW20TT	5306	IW20		0.032
1958-1957	V8-4.6			3075	W20S-U												0.027
1958	V8-5.7			3037	W16PR-U												0.027
1957-1955	V8-4.3			3037	W16PR-U												0.027
1957-1954	L6-4.3			3037	W16PR-U												0.027
TWO-TEN SERIES																	
1957-1955	V8-4.3			3037	W16PR-U												0.027
1957	V8-4.6			3075	W20S-U												0.027
UPLANDER																	
2008-2007	V6-3.9	W						5090	ZTJ16R10	4511	PT16TT	4713	IT16TT	5325	IT16		0.040
2008-2006	V6-3.9	1						5090	ZTJ16R10	4511	PT16TT	4713	IT16TT	5325	IT16		0.040
2006-2005	V6-3.5	L		5023	T16EPR-U15	5070	PT16EPR-L13			4511	PT16TT	4713	IT16TT	5325	IT16		0.050
V10 SUBURBAN																	
1988-1987	V8-5.7	K		5035	T20PR-U					4510	PTF20TT	4716	ITF20TT	5331	ITF20		0.035



YEAR ANNEE AÑO	CYL	ENGINE MOTEUR MOTOR	NOTES/NOTAS	OE Types						Twin-Tip (TT) Technology				High Performance		GAP ECART. BRECHA
				U-GROOVE (Standard)		DOUBLE PLATINUM		IRIDIUM LONG-LIFE		PLATINUM TT		IRIDIUM TT		IRIDIUM POWER / IRIDIUM RACING		
				STOCK STOCK BOLSA	PLUG BOUCIE BUJIA	STOCK STOCK BOLSA	PLUG BOUCIE BUJIA	STOCK STOCK BOLSA	PLUG BOUCIE BUJIA	STOCK STOCK BOLSA	PLUG BOUCIE BUJIA	STOCK STOCK BOLSA	PLUG BOUCIE BUJIA	STOCK STOCK BOLSA	PLUG BOUCIE BUJIA	
CHEVROLET [continued]																
V10 TRUCK																
1987	V6-4.3	Z		5035	T20PR-U					4510	PTF20TT	4716	ITF20TT	5331	ITF20	0.035
1987	V8-5.0	H		5025	T16PR-U					4509	PTF16TT	4715	ITF16TT	5330	ITF16	0.035
1987	V8-5.7	K		5035	T20PR-U					4510	PTF20TT	4716	ITF20TT	5331	ITF20	0.035
V20 SUBURBAN																
1988-1987	V8-5.7	K		5035	T20PR-U					4510	PTF20TT	4716	ITF20TT	5331	ITF20	0.035
1988-1987	V8-7.4	N		5035	T20PR-U					4510	PTF20TT	4716	ITF20TT	5331	ITF20	0.035
V20 TRUCK																
1987	L6-4.8	T		5029	T16R-U					4509	PTF16TT	4715	ITF16TT	5330	ITF16	0.035
1987	V8-5.7	K		5035	T20PR-U					4510	PTF20TT	4716	ITF20TT	5331	ITF20	0.035
V30 TRUCK																
1988-1987	L6-4.8	T		5029	T16R-U					4509	PTF16TT	4715	ITF16TT	5330	ITF16	0.035
1988-1987	V8-5.7	M		5026	T16PR-U11					4509	PTF16TT	4715	ITF16TT	5330	ITF16	0.044
1988-1987	V8-5.7	K		5035	T20PR-U					4510	PTF20TT	4716	ITF20TT	5331	ITF20	0.035
1988-1987	V8-7.4	W		5029	T16R-U					4509	PTF16TT	4715	ITF16TT	5330	ITF16	0.035
1988-1987	V8-7.4	N		5035	T20PR-U					4510	PTF20TT	4716	ITF20TT	5331	ITF20	0.035
V1500 SUBURBAN																
1991-1989	V8-5.7	K		5035	T20PR-U					4510	PTF20TT	4716	ITF20TT	5331	ITF20	0.035
V2500 SUBURBAN																
1991-1989	V8-5.7	K		5035	T20PR-U					4510	PTF20TT	4716	ITF20TT	5331	ITF20	0.035
1990	V8-7.4	N		5035	T20PR-U					4510	PTF20TT	4716	ITF20TT	5331	ITF20	0.035
V3500 TRUCK																
1991-1989	V8-5.7	K		5035	T20PR-U					4510	PTF20TT	4716	ITF20TT	5331	ITF20	0.035
1991-1989	V8-7.4	N		5035	T20PR-U					4510	PTF20TT	4716	ITF20TT	5331	ITF20	0.035
1989	V8-7.4	W		5029	T16R-U					4509	PTF16TT	4715	ITF16TT	5330	ITF16	0.035
VEGA																
1977-1971	L4-2.3	B		5035	T20PR-U					4510	PTF20TT	4716	ITF20TT	5331	ITF20	0.035
1976-1971	L4-2.3	A		5035	T20PR-U					4510	PTF20TT	4716	ITF20TT	5331	ITF20	0.035
1976	L4-2.0	O		5032	T20EPR-U					4512	PT20TT	4714	IT20TT	5326	IT20	0.032
1975	L4-2.0	E		5033	T20EPR-U15					4512	PT20TT	4714	IT20TT	5326	IT20	0.060
VENTURE																
2005-1997	V6-3.4	E		5023	T16EPR-U15	5070	PT16EPR-L13			4511	PT16TT	4713	IT16TT	5325	IT16	0.050
VOLT																
2015-2013	L4-1.4	LUU						3403	SK20PR-A8	4504	PK20TT	4702	IK20TT	5304	IK20	0.032
2012	L4-1.4	LUU										4702	IK20TT	5304	IK20	0.040
2011	L4-1.4	LUU												5310	IK22	0.032
CHRYSLER																
200																
2015-2013	V6-3.6	ERB						3461	SXU22HCR11S					5356	IXUH22I	0.044



YEAR ANNEE AÑO	CYL	ENGINE MOTEUR MOTOR	NOTES/NOTAS	OE Types						Twin-Tip (TT) Technology				High Performance		GAP ECART. BRECHA	
				U-GROOVE (Standard)		DOUBLE PLATINUM		IRIDIUM LONG-LIFE		PLATINUM TT		IRIDIUM TT		IRIDIUM POWER / IRIDIUM RACING			
				STOCK STOCK BOLSA	PLUG BOUGIE BUJIA	STOCK STOCK BOLSA	PLUG BOUGIE BUJIA	STOCK STOCK BOLSA	PLUG BOUGIE BUJIA	STOCK STOCK BOLSA	PLUG BOUGIE BUJIA	STOCK STOCK BOLSA	PLUG BOUGIE BUJIA	STOCK STOCK BOLSA	PLUG BOUGIE BUJIA		
CHRYSLER [continued]																	
200 [continued]																	
2014-2013	L4-2.4	ED3		3132	KJ16CR-L11						4503	PK16TT	4701	IK16TT	5303	IK16	0.044
2014-2013	L4-2.4	EDG				3175	PKJ16CR8				4503	PK16TT	4701	IK16TT	5303	IK16	0.032
2012-2011	L4-2.4	ED3		3132	KJ16CR-L11	3246	PKJ16CR-L11	3396	SKJ16CR-L11		4503	PK16TT	4701	IK16TT	5357	IK16L	0.044
2012-2011	V6-3.6	ERB						3461	SKU22HCR11S						5353	IXUH22	0.044
2012	L4-2.4	EDG				3175	PKJ16CR8	3370	SKJ16CR-A8				4701	IK16TT	5357	IK16L	0.032
2011	L4-2.4	EDG				3175	PKJ16CR8	3370	SKJ16CR-A8		4503	PK16TT	4701	IK16TT	5357	IK16L	0.032
2011	V6-3.6	G						3461	SKU22HCR11S						5353	IXUH22	0.044
300																	
2014-2013	V6-3.6	ERB						3461	SKU22HCR11S						5356	IXUH22I	0.044
2014-2013	V8-5.7	EZH						3417	SK16HR11	4505	PKH16TT	4703	IKH16TT	5343	IKH16	0.044	
2014-2012	V8-6.4	ESG												5350	ITL20	0.044	
2012-2011	V6-3.6	ERB						3461	SKU22HCR11S					5353	IXUH22	0.044	
2012	V8-5.7	EZH										4703	IKH16TT	5343	IKH16	0.040	
2011	V6-3.6	G						3461	SKU22HCR11S					5353	IXUH22	0.044	
2011	V8-5.7	T										4703	IKH16TT	5343	IKH16	0.040	
2010-2007	V8-6.1	W												5350	ITL20	0.044	
2010	V6-2.7	EER												5350	ITL20	0.044	
2010	V6-3.5	V		5018	QJ16HR-U											0.035	
2010	V8-5.7	T		6076	K16HPR-U11			3417	SK16HR11	4505	PKH16TT	4703	IKH16TT	5343	IKH16	0.044	
2010	V8-5.7	EZH		6076	K16HPR-U11			3417	SK16HR11	4505	PKH16TT	4703	IKH16TT	5343	IKH16	0.044	
2009	V6-2.7	D											4717	ITL16TT	5349	ITL16	0.040
2009	V6-3.5	V		5018	QJ16HR-U											0.035	
2009	V8-5.7	T											4717	ITL16TT	5349	ITL16	0.040
2008-2007	V6-2.7	R											4717	ITL16TT	5349	ITL16	0.040
2008-2005	V6-3.5	G		5018	QJ16HR-U											0.035	
2008-2005	V8-5.7	H											4717	ITL16TT	5349	ITL16	0.040
2006-2005	V6-2.7	EER												5350	ITL20	0.044	
2006-2005	V8-6.1	W											4717	ITL16TT	5349	ITL16	0.040
1967-1966	V8-7.2	K		6021	W14PR-U											0.027	
1967-1966	V8-7.2	L		6021	W14PR-U											0.027	
1966	V8-6.3	G		6021	W14PR-U											0.027	
1965-1964	V8-6.3			6021	W14PR-U											0.027	
1965-1959	V8-6.8			6021	W14PR-U											0.027	
1958-1957	V8-6.4			6021	W14PR-U											0.027	
300M																	
2004-2002	V6-3.5	K		5018	QJ16HR-U											0.035	
2004-1999	V6-3.5	G		5018	QJ16HR-U											0.035	
ASPEN																	
2009	V8-4.7	P						3433	SK20HPR-L11				4704	IKH20TT	5344	IKH20	0.044
2009	V8-5.7	EZH											4703	IKH16TT	5343	IKH16	0.040
2009	V8-5.7	T								4505	PKH16TT	4703	IKH16TT	5343	IKH16	0.040	



YEAR ANNEE AÑO	CYL	ENGINE MOTEUR MOTOR	NOTES/NOTAS	OE Types						Twin-Tip (TT) Technology				High Performance		GAP ECART. BRECHA
				U-GROOVE (Standard)		DOUBLE PLATINUM		IRIDIUM LONG-LIFE		PLATINUM TT		IRIDIUM TT		IRIDIUM POWER / IRIDIUM RACING		
				STOCK STOCK BOLSA	PLUG BOUGIE BUJIA	STOCK STOCK BOLSA	PLUG BOUGIE BUJIA	STOCK STOCK BOLSA	PLUG BOUGIE BUJIA	STOCK STOCK BOLSA	PLUG BOUGIE BUJIA	STOCK STOCK BOLSA	PLUG BOUGIE BUJIA	STOCK STOCK BOLSA	PLUG BOUGIE BUJIA	
CHRYSLER [continued]																
ASPEN [continued]																
2008-2007	V8-5.7	2										4717	ITL16TT	5349	ITL16	0.040
2008	V8-4.7	N		3381	K20HR-U11			3433	SK20HPR-L11	4506	PKH20TT	4704	IKH20TT	5344	IKH20	0.044
2007	V8-4.7	N		3120	K16R-U11	3134	PK16R11	3324	SK16R11	4503	PK16TT	4701	IK16TT	5303	IK16	0.044
2007	V8-4.7	P		3120	K16R-U11	3134	PK16R11	3324	SK16R11	4503	PK16TT	4701	IK16TT	5303	IK16	0.044
CIRRUS																
2000	L4-2.0	C		3145	K20PR-U	3245	PK20PR-P8	3403	SK20PR-A8	4504	PK20TT	4702	IK20TT	5304	IK20	0.032
2000	L4-2.4	X		3120	K16R-U11	3134	PK16R11	3324	SK16R11	4503	PK16TT	4701	IK16TT	5303	IK16	0.044
2000	V6-2.5	H		3130	K16PR-U11	3264	PK16PR11	3395	SK16PR-L11	4503	PK16TT	4701	IK16TT	5303	IK16	0.044
1999	V6-2.5	H		3121	K20PR-U11	3168	PK20PR11	3443	SK20PR-L11	4504	PK20TT	4702	IK20TT	5304	IK20	0.044
1998-1995	V6-2.5	EEB		3121	K20PR-U11	3168	PK20PR11	3443	SK20PR-L11	4504	PK20TT	4702	IK20TT	5304	IK20	0.044
1997-1995	L4-2.4	EDZ		3130	K16PR-U11	3264	PK16PR11	3395	SK16PR-L11	4503	PK16TT	4701	IK16TT	5303	IK16	0.044
CONCORDE																
2004-2002	V6-3.5	G		5018	QJ16HR-U											0.035
2004-2002	V6-3.5	M		5018	QJ16HR-U											0.035
2004-1999	V6-2.7	R												5350	ITL20	0.044
2001-1998	V6-3.2	EGW		5018	QJ16HR-U											0.035
1998	V6-2.7	EER									4717	ITL16TT	5349	ITL16		0.040
1997-1993	V6-3.5	F		5018	QJ16HR-U											0.035
1996-1993	V6-3.3	T		3014	W14EXR-U11											0.044
1995-1994	V6-3.3	U		3032	W16EXR-U11	3004	P16R			4501	PW16TT	4708	IW16TT	5305	IW16	0.044
CONQUEST																
1989-1987	L4-2.6	N	T	3089	W22EPR-U11	3302	P22PR8	3354	S22PR-A7					5307	IW22	0.044
1987	L4-2.6	H	T	3089	W22EPR-U11	3302	P22PR8	3354	S22PR-A7					5307	IW22	0.044
CORDOBA																
1983	L6-3.7	H		5020	T14PR-U											0.035
1983	V8-5.2	P		3031	W16EXR-U	3004	P16R			4501	PW16TT	4708	IW16TT	5305	IW16	0.032
1982-1981	L6-3.7	E		5020	T14PR-U											0.035
1982-1981	V8-5.2	K		3031	W16EXR-U	3004	P16R			4501	PW16TT	4708	IW16TT	5305	IW16	0.032
1982-1981	V8-5.2	M		3031	W16EXR-U	3004	P16R			4501	PW16TT	4708	IW16TT	5305	IW16	0.032
1980-1978	V8-5.2	H		3031	W16EXR-U	3004	P16R			4501	PW16TT	4708	IW16TT	5305	IW16	0.032
1980-1975	V8-5.2	G		3031	W16EXR-U	3004	P16R			4501	PW16TT	4708	IW16TT	5305	IW16	0.032
1980	L6-3.7	C		5020	T14PR-U											0.035
1980	L6-3.7	D		5020	T14PR-U											0.035
1979-1978	V8-5.9	L		3031	W16EXR-U	3004	P16R			4501	PW16TT	4708	IW16TT	5305	IW16	0.032
1979-1975	V8-5.9	J		3031	W16EXR-U	3004	P16R			4501	PW16TT	4708	IW16TT	5305	IW16	0.032
1979-1975	V8-5.9	K		3031	W16EXR-U	3004	P16R			4501	PW16TT	4708	IW16TT	5305	IW16	0.032
1978-1975	V8-6.6	N		6021	W14PR-U											0.027
1978	V8-6.6	P		6021	W14PR-U											0.027
1976-1975	V8-6.6	M		6021	W14PR-U											0.027
1976-1975	V8-6.6	P		6021	W14PR-U											0.027



YEAR ANNEE AÑO	CYL	ENGINE MOTEUR MOTOR	NOTES/NOTAS	OE Types						Twin-Tip (TT) Technology				High Performance		GAP ECART. BRECHA
				U-GROOVE (Standard)		DOUBLE PLATINUM		IRIDIUM LONG-LIFE		PLATINUM TT		IRIDIUM TT		IRIDIUM POWER / IRIDIUM RACING		
				STOCK STOCK BOLSA	PLUG BOUGIE BUJIA	STOCK STOCK BOLSA	PLUG BOUGIE BUJIA	STOCK STOCK BOLSA	PLUG BOUGIE BUJIA	STOCK STOCK BOLSA	PLUG BOUGIE BUJIA	STOCK STOCK BOLSA	PLUG BOUGIE BUJIA	STOCK STOCK BOLSA	PLUG BOUGIE BUJIA	
CHRYSLER [continued]																
CROSSFIRE																
2008	V6-3.2	L		3130	K16PR-U11	3264	PK16PR11	3395	SK16PR-L11	4503	PK16TT	4701	IK16TT	5303	IK16	0.044
2007-2005	V6-3.2	L		3191	K16PR-U	3264	PK16PR11	3395	SK16PR-L11	4503	PK16TT	4701	IK16TT	5303	IK16	0.044
2006	V6-3.2	N	S	3139	K20R-U11	3128	PK20R11	3297	SK20R11	4504	PK20TT					0.044
2006	V6-3.2	EGZ	S									4702	IK20TT	5304	IK20	0.040
2005	V6-3.2	N	S	3191	K16PR-U	3264	PK16PR11	3395	SK16PR-L11	4503	PK16TT	4701	IK16TT	5303	IK16	0.044
2004	V6-3.2	L		3130	K16PR-U11	3264	PK16PR11	3395	SK16PR-L11	4503	PK16TT	4701	IK16TT	5303	IK16	0.044
DAYTONA																
1993-1990	V6-3.0	3		3032	W16EXR-U11	3004	P16R			4501	PW16TT	4708	IW16TT	5305	IW16	0.044
DYNASTY																
1990-1989	V6-3.0	3		3032	W16EXR-U11	3004	P16R			4501	PW16TT	4708	IW16TT	5305	IW16	0.044
E CLASS																
1984-1983	L4-2.6	G		3032	W16EXR-U11	3004	P16R			4501	PW16TT	4708	IW16TT	5305	IW16	0.044
1984	L4-2.2	D		3031	W16EXR-U	3004	P16R			4501	PW16TT	4708	IW16TT	5305	IW16	0.032
1984	L4-2.2	E	T	3031	W16EXR-U	3004	P16R			4501	PW16TT	4708	IW16TT	5305	IW16	0.032
1983	L4-2.2	C		3031	W16EXR-U	3004	P16R			4501	PW16TT	4708	IW16TT	5305	IW16	0.032
EXECUTIVE LIMOUSINE																
1985	L4-2.6	G		3032	W16EXR-U11	3004	P16R			4501	PW16TT	4708	IW16TT	5305	IW16	0.044
EXECUTIVE SEDAN																
1984-1983	L4-2.6	G		3032	W16EXR-U11	3004	P16R			4501	PW16TT	4708	IW16TT	5305	IW16	0.044
FIFTH AVENUE																
1989-1983	V8-5.2	P		3031	W16EXR-U	3004	P16R			4501	PW16TT	4708	IW16TT	5305	IW16	0.032
1983	L6-3.7	H		5020	T14PR-U											0.035
GRAND VOYAGER																
2000	V6-3.0	3		3021	W16EPR-U					4501	PW16TT	4708	IW16TT	5305	IW16	0.032
2000	V6-3.3	G		3032	W16EXR-U11	3239	P16R13			4501	PW16TT	4708	IW16TT	5305	IW16	0.050
2000	V6-3.3	R		3032	W16EXR-U11	3239	P16R13			4501	PW16TT	4708	IW16TT	5305	IW16	0.050
IMPERIAL																
1993-1991	V6-3.8	L		3014	W14EXR-U11											0.044
1991-1990	V6-3.3	R		3014	W14EXR-U11											0.044
1982-1981	V8-5.2	J		3031	W16EXR-U	3004	P16R			4501	PW16TT	4708	IW16TT	5305	IW16	0.032
1975-1973	V8-7.2	T		3037	W16PR-U											0.027
1972	V8-7.2	T	w/ Electronic Ignition,	3037	W16PR-U											0.027
1971-1970	V8-7.2	T		3037	W16PR-U											0.027
1969-1968	V8-7.2	K		3037	W16PR-U											0.027
1967-1966	V8-7.2			3037	W16PR-U											0.027
1965-1962	V8-6.8			3037	W16PR-U											0.027
1961-1960	V8-6.8		w/ Ram Induction,	3037	W16PR-U											0.027
1959	V8-6.8			3037	W16PR-U											0.027



YEAR ANEE AÑO	CYL	ENGINE MOTEUR MOTOR	NOTES/NOTAS	OE Types						Twin-Tip (TT) Technology				High Performance		GAP ECART. BRECHA	
				U-GROOVE (Standard)		DOUBLE PLATINUM		IRIDIUM LONG-LIFE		PLATINUM TT		IRIDIUM TT		IRIDIUM POWER / IRIDIUM RACING			
				STOCK STOCK BOLSA	PLUG BOUGIE BUJIA	STOCK STOCK BOLSA	PLUG BOUGIE BUJIA	STOCK STOCK BOLSA	PLUG BOUGIE BUJIA	STOCK STOCK BOLSA	PLUG BOUGIE BUJIA	STOCK STOCK BOLSA	PLUG BOUGIE BUJIA	STOCK STOCK BOLSA	PLUG BOUGIE BUJIA		
CHRYSLER [continued]																	
IMPERIAL [continued]																	
1958-1957	V8-6.4			6021	W14PR-U												0.027
INTREPID																	
2003	V6-2.7	R												5350	ITL20		0.044
2003	V6-3.5	G		5018	QJ16HR-U												0.035
2002-1998	V6-2.7	EER									4717	ITL16TT	5349	ITL16			0.040
2001-1998	V6-3.2	EGW		5018	QJ16HR-U												0.035
LASER																	
1986-1984	L4-2.2	D		3031	W16EXR-U	3004	P16R			4501	PW16TT	4708	IW16TT	5305	IW16		0.032
1986-1984	L4-2.2	E	T	3031	W16EXR-U	3004	P16R			4501	PW16TT	4708	IW16TT	5305	IW16		0.032
1986	L4-2.5	K		3031	W16EXR-U	3004	P16R			4501	PW16TT	4708	IW16TT	5305	IW16		0.032
LEBARON																	
1995-1990	V6-3.0	3		3021	W16EPR-U					4501	PW16TT	4708	IW16TT	5305	IW16		0.032
1993	L4-2.5	V		5035	T20PR-U					4510	PTF20TT	4716	ITF20TT	5331	ITF20		0.035
1993	L4-2.5	K		3031	W16EXR-U	3004	P16R			4501	PW16TT	4708	IW16TT	5305	IW16		0.032
1992-1989	L4-2.5	J	T	3031	W16EXR-U	3004	P16R			4501	PW16TT	4708	IW16TT	5305	IW16		0.032
1992	L4-2.5	K		3031	W16EXR-U	3004	P16R										0.032
1992	L4-2.5	K	Except Landau,	5035	T20PR-U					4510	PTF20TT	4716	ITF20TT	5331	ITF20		0.035
1992	L4-2.5	K	Landau,							4501	PW16TT	4708	IW16TT	5305	IW16		0.040
1991-1990	L4-2.5	K		3031	W16EXR-U	3004	P16R			4501	PW16TT	4708	IW16TT	5305	IW16		0.032
1990	L4-2.2	C	T	3031	W16EXR-U	3004	P16R			4501	PW16TT	4708	IW16TT	5305	IW16		0.032
1989-1984	L4-2.2	D		3031	W16EXR-U	3004	P16R			4501	PW16TT	4708	IW16TT	5305	IW16		0.032
1989	L4-2.2	A	T	3031	W16EXR-U	3004	P16R			4501	PW16TT	4708	IW16TT	5305	IW16		0.032
1989	L4-2.5	K		5035	T20PR-U	3004	P16R			4510	PTF20TT	4716	ITF20TT	5331	ITF20		0.035
1988-1986	L4-2.5	K		3031	W16EXR-U	3004	P16R			4501	PW16TT	4708	IW16TT	5305	IW16		0.032
1988-1984	L4-2.2	E	T	3031	W16EXR-U	3004	P16R			4501	PW16TT	4708	IW16TT	5305	IW16		0.032
1985-1983	L4-2.6	G		3032	W16EXR-U11	3004	P16R			4501	PW16TT	4708	IW16TT	5305	IW16		0.044
1984-1983	L4-2.2	C		3031	W16EXR-U	3004	P16R			4501	PW16TT	4708	IW16TT	5305	IW16		0.032
1982	L4-2.2	B		3031	W16EXR-U	3004	P16R			4501	PW16TT	4708	IW16TT	5305	IW16		0.032
1982	L4-2.6	D		3032	W16EXR-U11	3004	P16R			4501	PW16TT	4708	IW16TT	5305	IW16		0.044
1981	L6-3.7	E		5020	T14PR-U												0.035
1981	L6-3.7	F		5020	T14PR-U												0.035
1981	V8-5.2	K		3031	W16EXR-U	3004	P16R			4501	PW16TT	4708	IW16TT	5305	IW16		0.032
1981	V8-5.2	L		3031	W16EXR-U	3004	P16R			4501	PW16TT	4708	IW16TT	5305	IW16		0.032
1981	V8-5.2	M		3031	W16EXR-U	3004	P16R			4501	PW16TT	4708	IW16TT	5305	IW16		0.032
1981	V8-5.2	N		3031	W16EXR-U	3004	P16R			4501	PW16TT	4708	IW16TT	5305	IW16		0.032
1980-1978	L6-3.7	C		5020	T14PR-U												0.035
1980-1978	L6-3.7	D		5020	T14PR-U												0.035
1980-1978	V8-5.2	H		3031	W16EXR-U	3004	P16R			4501	PW16TT	4708	IW16TT	5305	IW16		0.032
1980-1977	V8-5.2	G		3031	W16EXR-U	3004	P16R			4501	PW16TT	4708	IW16TT	5305	IW16		0.032
1979-1978	V8-5.9	J		3031	W16EXR-U	3004	P16R			4501	PW16TT	4708	IW16TT	5305	IW16		0.032
1979-1978	V8-5.9	K		3031	W16EXR-U	3004	P16R			4501	PW16TT	4708	IW16TT	5305	IW16		0.032



YEAR ANNEE AÑO	CYL	ENGINE MOTEUR MOTOR	NOTES/NOTAS	OE Types						Twin-Tip (TT) Technology				High Performance		GAP ECART. BRECHA
				U-GROOVE (Standard)		DOUBLE PLATINUM		IRIDIUM LONG-LIFE		PLATINUM TT		IRIDIUM TT		IRIDIUM POWER / IRIDIUM RACING		
				STOCK STOCK BOLSA	PLUG BOUGIE BUJIA	STOCK STOCK BOLSA	PLUG BOUGIE BUJIA	STOCK STOCK BOLSA	PLUG BOUGIE BUJIA	STOCK STOCK BOLSA	PLUG BOUGIE BUJIA	STOCK STOCK BOLSA	PLUG BOUGIE BUJIA	STOCK STOCK BOLSA	PLUG BOUGIE BUJIA	
CHRYSLER [continued]																
LEBARON [continued]																
1979-1978	V8-5.9	L		3031	W16EXR-U	3004	P16R			4501	PW16TT	4708	IW16TT	5305	IW16	0.032
LHS																
2001-1999	V6-3.5	G		5018	QJ16HR-U											0.035
1997-1994	V6-3.5	F		5018	QJ16HR-U											0.035
NEWPORT																
1981	L6-3.7	E		5020	T14PR-U											0.035
1981	V8-5.2	K		3031	W16EXR-U	3004	P16R			4501	PW16TT	4708	IW16TT	5305	IW16	0.032
1981	V8-5.2	L		3031	W16EXR-U	3004	P16R			4501	PW16TT	4708	IW16TT	5305	IW16	0.032
1981	V8-5.2	M		3031	W16EXR-U	3004	P16R			4501	PW16TT	4708	IW16TT	5305	IW16	0.032
1980-1979	V8-5.2	G		3031	W16EXR-U	3004	P16R			4501	PW16TT	4708	IW16TT	5305	IW16	0.032
1980-1979	V8-5.2	H		3031	W16EXR-U	3004	P16R			4501	PW16TT	4708	IW16TT	5305	IW16	0.032
1980-1978	V8-5.9	K		3031	W16EXR-U	3004	P16R			4501	PW16TT	4708	IW16TT	5305	IW16	0.032
1980	L6-3.7	C		5020	T14PR-U											0.035
1979-1974	V8-5.9	J		3031	W16EXR-U	3004	P16R			4501	PW16TT	4708	IW16TT	5305	IW16	0.032
1979	L6-3.7	D		5020	T14PR-U											0.035
1979	V8-5.9	L		3031	W16EXR-U	3004	P16R			4501	PW16TT	4708	IW16TT	5305	IW16	0.032
1978-1974	V8-6.6	N		6021	W14PR-U											0.027
1978-1972	V8-7.2	T		3037	W16PR-U											0.027
1976-1975	V8-5.9	K		3031	W16EXR-U	3004	P16R			4501	PW16TT	4708	IW16TT	5305	IW16	0.032
1976-1972	V8-6.6	M		6021	W14PR-U											0.027
1975-1974	V8-7.2	U		3037	W16PR-U											0.027
1972-1971	V8-5.9	K		3031	W16EXR-U	3004	P16R			4501	PW16TT	4708	IW16TT	5305	IW16	0.032
1971-1970	V8-6.3	L		3037	W16PR-U											0.027
1971-1970	V8-6.3	N		3037	W16PR-U											0.027
1971-1970	V8-7.2	U		3037	W16PR-U											0.027
1970	V8-7.2	T		3037	W16PR-U											0.027
1969-1968	V8-6.3	G		3037	W16PR-U											0.027
1969-1968	V8-6.3	H		3037	W16PR-U											0.027
1969-1968	V8-7.2	L		3037	W16PR-U											0.027
1968	V8-7.2	K		3037	W16PR-U											0.027
1967-1966	V8-7.2			3037	W16PR-U											0.027
1967-1965	V8-6.3			3037	W16PR-U											0.027
1964-1962	V8-6.7			3037	W16PR-U											0.027
1964-1961	V8-5.9			3037	W16PR-U											0.027
1960	V8-6.7		w/ Ram Induction,	3037	W16PR-U											0.027
1959	V8-6.7			3037	W16PR-U											0.027
1958-1957	V8-6.4			6021	W14PR-U											0.027
NEW YORKER																
1996-1994	V6-3.5	F		5018	QJ16HR-U											0.035
1993-1991	V6-3.8	L		3014	W14EXR-U11											0.044
1993-1990	V6-3.3	R		3014	W14EXR-U11											0.044



YEAR ANNEE AÑO	CYL	ENGINE MOTEUR MOTOR	NOTES/NOTAS	OE Types						Twin-Tip (TT) Technology				High Performance		GAP ECART. BRECHA	
				U-GROOVE (Standard)		DOUBLE PLATINUM		IRIDIUM LONG-LIFE		PLATINUM TT		IRIDIUM TT		IRIDIUM POWER / IRIDIUM RACING			
				STOCK STOCK BOLSA	PLUG BOUGIE BUJIA	STOCK STOCK BOLSA	PLUG BOUGIE BUJIA	STOCK STOCK BOLSA	PLUG BOUGIE BUJIA	STOCK STOCK BOLSA	PLUG BOUGIE BUJIA	STOCK STOCK BOLSA	PLUG BOUGIE BUJIA	STOCK STOCK BOLSA	PLUG BOUGIE BUJIA		
CHRYSLER [continued]																	
NEW YORKER [continued]																	
1990	V6-3.3	R		3021	W16EPR-U												0.032
1990	V6-3.3					3270	P16PR8										0.032
1989	V6-3.0	3		3021	W16EPR-U	3270	P16PR8			4501	PW16TT	4708	IW16TT	5305	IW16		0.032
1988-1984	L4-2.2	E	T	3031	W16EXR-U	3004	P16R			4501	PW16TT	4708	IW16TT	5305	IW16		0.032
1988	V6-3.0	3		3032	W16EXR-U11	3004	P16R			4501	PW16TT	4708	IW16TT	5305	IW16		0.044
1987-1986	L4-2.5	K		3031	W16EXR-U	3004	P16R			4501	PW16TT	4708	IW16TT	5305	IW16		0.032
1985-1983	L4-2.6	G		3032	W16EXR-U11	3004	P16R			4501	PW16TT	4708	IW16TT	5305	IW16		0.044
1984	L4-2.2	D		3031	W16EXR-U	3004	P16R			4501	PW16TT	4708	IW16TT	5305	IW16		0.032
1983	L4-2.2	C		3031	W16EXR-U	3004	P16R			4501	PW16TT	4708	IW16TT	5305	IW16		0.032
1982-1981	V8-5.2	K		3031	W16EXR-U	3004	P16R			4501	PW16TT	4708	IW16TT	5305	IW16		0.032
1982-1981	V8-5.2	M		3031	W16EXR-U	3004	P16R			4501	PW16TT	4708	IW16TT	5305	IW16		0.032
1982	L6-3.7	E		5020	T14PR-U												0.035
1980-1979	V8-5.2	G		3031	W16EXR-U	3004	P16R			4501	PW16TT	4708	IW16TT	5305	IW16		0.032
1980-1979	V8-5.9	K		3031	W16EXR-U	3004	P16R			4501	PW16TT	4708	IW16TT	5305	IW16		0.032
1980	V8-5.2	H		3031	W16EXR-U	3004	P16R			4501	PW16TT	4708	IW16TT	5305	IW16		0.032
1979-1977	V8-5.9	J		3031	W16EXR-U	3004	P16R			4501	PW16TT	4708	IW16TT	5305	IW16		0.032
1979	V8-5.9	L		3031	W16EXR-U	3004	P16R			4501	PW16TT	4708	IW16TT	5305	IW16		0.032
1978-1975	V8-6.6	N		6021	W14PR-U												0.027
1978-1970	V8-7.2	T		3037	W16PR-U												0.027
1976-1975	V8-6.6	M		6021	W14PR-U												0.027
1969-1968	V8-7.2	K		3037	W16PR-U												0.027
1969-1968	V8-7.2	L		3037	W16PR-U												0.027
1967-1966	V8-7.2			3037	W16PR-U												0.027
1965-1962	V8-6.7			3037	W16PR-U												0.027
1961-1960	V8-6.7		w/ Ram Induction,	3037	W16PR-U												0.027
1959	V8-6.7			3037	W16PR-U												0.027
1958-1957	V8-6.4			6021	W14PR-U												0.027
PACIFICA																	
2008-2007	V6-3.8	L										4717	ITL16TT	5349	ITL16		0.040
2008-2007	V6-4.0	X		5018	QJ16HR-U												0.035
2006-2004	V6-3.5	4		5018	QJ16HR-U												0.035
PROWLER																	
2002-2001	V6-3.5	G		5018	QJ16HR-U												0.035
PT CRUISER																	
2010-2009	L4-2.4	9										4717	ITL16TT	5349	ITL16		0.040
2009-2008	L4-2.4	8	T									4717	ITL16TT	5349	ITL16		0.040
2008-2007	L4-2.4	X										4717	ITL16TT	5349	ITL16		0.040
2008-2001	L4-2.4	B										4717	ITL16TT	5349	ITL16		0.040
2008	L4-2.4	E	T									4717	ITL16TT	5349	ITL16		0.040
2007-2005	L4-2.4	S	T									4717	ITL16TT	5349	ITL16		0.040
2007-2003	L4-2.4	G	T									4717	ITL16TT	5349	ITL16		0.040



YEAR ANNEE AÑO	CYL	ENGINE MOTEUR MOTOR	NOTES/NOTAS	OE Types						Twin-Tip (TT) Technology				High Performance		GAP ECART. BRECHA		
				U-GROOVE (Standard)		DOUBLE PLATINUM		IRIDIUM LONG-LIFE		PLATINUM TT		IRIDIUM TT		IRIDIUM POWER / IRIDIUM RACING				
				STOCK STOCK BOLSA	PLUG BOUGIE BUJIA	STOCK STOCK BOLSA	PLUG BOUGIE BUJIA	STOCK STOCK BOLSA	PLUG BOUGIE BUJIA	STOCK STOCK BOLSA	PLUG BOUGIE BUJIA	STOCK STOCK BOLSA	PLUG BOUGIE BUJIA	STOCK STOCK BOLSA	PLUG BOUGIE BUJIA			
CHRYSLER [continued]																		
PT CRUISER [continued]																		
2006-2005	L4-2.4	E	T											4717	ITL16TT	5349	ITL16	0.040
2005	L4-2.4	8	T											4717	ITL16TT	5349	ITL16	0.040
SARATOGA																		
1960-1959	V8-6.3			3037	W16PR-U													0.027
SEBRING																		
2010-2009	L4-2.4	EDG				3175	PKJ16CR8	3370	SKJ16CR-A8	4503	PK16TT	4701	IK16TT	5357	IK16L		0.032	
2010-2009	L4-2.4	ED3		3132	KJ16CR-L11	3246	PKJ16CR-L11	3396	SKJ16CR-L11	4503	PK16TT	4701	IK16TT	5357	IK16L		0.044	
2010-2009	V6-3.5	V		5018	QJ16HR-U												0.035	
2010	V6-2.7	EER												5350	ITL20		0.044	
2009	V6-2.7	D										4717	ITL16TT	5349	ITL16		0.040	
2009	V6-2.7	D										4717	ITL16TT	5350	ITL20		0.040	
2008-2007	L4-2.4	K		3132	KJ16CR-L11	3246	PKJ16CR-L11	3396	SKJ16CR-L11	4503	PK16TT	4701	IK16TT	5357	IK16L		0.044	
2008-2007	V6-2.7	R										4717	ITL16TT	5349	ITL16		0.040	
2008-2007	V6-3.5	M		5018	QJ16HR-U												0.035	
2008	L4-2.4	EDG						3370	SKJ16CR-A8			4701	IK16TT	5357	IK16L		0.032	
2008	L4-2.4	J		3132	KJ16CR-L11	3246	PKJ16CR-L11	3396	SKJ16CR-L11	4503	PK16TT	4701	IK16TT	5357	IK16L		0.044	
2006-2004	L4-2.4	X										4717	ITL16TT	5349	ITL16		0.040	
2006-2004	V6-2.7	T												5350	ITL20		0.044	
2006-2002	V6-2.7	R												5350	ITL20		0.044	
2005-2004	L4-2.4	G		3130	K16PR-U11	3264	PK16PR11	3395	SK16PR-L11	4503	PK16TT	4701	IK16TT	5357	IK16L		0.044	
2005-2004	L4-2.4	J										4717	ITL16TT	5349	ITL16		0.040	
2005-2004	V6-3.0	H								4503	PK16TT			5357	IK16L		0.040	
2005-2004	V6-3.0	H							K16PSR-B8	4503	PK16TT	4701	IK16TT	5303	IK16			
2003-2001	L4-2.4			3130	K16PR-U11	3264	PK16PR11	3395	SK16PR-L11	4503	PK16TT	4701	IK16TT	5303	IK16		0.044	
2003-2001	V6-3.0	H		3121	K20PR-U11	3168	PK20PR11	3443	SK20PR-L11	4504	PK20TT	4702	IK20TT	5304	IK20		0.044	
2003	V6-2.7													5350	ITL20		0.044	
2001	V6-2.7	U												5350	ITL20		0.044	
2000-1999	V6-2.5	N		3130	K16PR-U11	3264	PK16PR11	3395	SK16PR-L11	4503	PK16TT	4701	IK16TT	5357	IK16L		0.044	
2000	V6-2.5	H		3130	K16PR-U11	3264	PK16PR11	3395	SK16PR-L11	4503	PK16TT	4701	IK16TT	5303	IK16		0.044	
1999	L4-2.0	Y		3121	K20PR-U11	3168	PK20PR11	3443	SK20PR-L11	4504	PK20TT	4702	IK20TT	5304	IK20		0.044	
1999	V6-2.5	H		3121	K20PR-U11	3168	PK20PR11	3443	SK20PR-L11	4504	PK20TT	4702	IK20TT	5304	IK20		0.044	
1998-1996	L4-2.0	ECF		3121	K20PR-U11	3168	PK20PR11	3443	SK20PR-L11	4504	PK20TT	4702	IK20TT	5304	IK20		0.044	
1998-1996	L4-2.4	EDZ		3130	K16PR-U11	3264	PK16PR11	3395	SK16PR-L11	4503	PK16TT	4701	IK16TT	5357	IK16L		0.044	
1998-1996	V6-2.5	EEB		3121	K20PR-U11	3168	PK20PR11	3443	SK20PR-L11	4504	PK20TT	4702	IK20TT	5304	IK20		0.044	
1995	L4-2.0	Y		3007	Q20PR-U					4508	PQ20TT	4707	IQ20TT	5302	IQ20		0.032	
1995	V6-2.5	N		3130	K16PR-U11	3264	PK16PR11	3395	SK16PR-L11	4503	PK16TT	4701	IK16TT	5357	IK16L		0.044	
TC MASERATI																		
1991-1990	V6-3.0	S		3021	W16EPR-U					4501	PW16TT	4708	IW16TT	5305	IW16		0.032	
1990-1989	L4-2.2	R	T	4101	X24ESR-U									5372	IX24		0.027	
1989	L4-2.2	P	T	3031	W16EXR-U	3004	P16R			4501	PW16TT	4708	IW16TT	5305	IW16		0.032	



YEAR ANNEE AÑO	CYL	ENGINE MOTEUR MOTOR	NOTES/NOTAS	OE Types						Twin-Tip (TT) Technology				High Performance		GAP ECART. BRECHA	
				U-GROOVE (Standard)		DOUBLE PLATINUM		IRIDIUM LONG-LIFE		PLATINUM TT		IRIDIUM TT		IRIDIUM POWER / IRIDIUM RACING			
				STOCK STOCK BOLSA	PLUG BOUGIE BUJIA	STOCK STOCK BOLSA	PLUG BOUGIE BUJIA	STOCK STOCK BOLSA	PLUG BOUGIE BUJIA	STOCK STOCK BOLSA	PLUG BOUGIE BUJIA	STOCK STOCK BOLSA	PLUG BOUGIE BUJIA	STOCK STOCK BOLSA	PLUG BOUGIE BUJIA		
CHRYSLER [continued]																	
TOWN & COUNTRY																	
2014-2013	V6-3.6	ERB															0.044
2012-2011	V6-3.6	ERB															0.044
2011	V6-3.6	G															0.044
2010-2009	V6-3.8	1															0.040
2010	V6-3.3	EGV															0.040
2010	V6-4.0	X		5018	QJ16HR-U												0.035
2009-2008	V6-4.0	X		5018	QJ16HR-U												0.035
2009	V6-3.3	E															0.040
2008	V6-3.3	H															0.040
2008	V6-3.8	P															0.040
2007-2004	V6-3.3	R															0.040
2007-2001	V6-3.8	L															0.040
2003-2001	V6-3.3	3															0.040
2003	V6-3.3																0.040
2002-2001	V6-3.3	R															0.040
2001	V6-3.3	G															0.040
2000-1999	V6-3.3	EGM		3032	W16EXR-U11	3239	P16R13										0.050
2000	V6-3.3	R		3032	W16EXR-U11	3239	P16R13										0.050
2000	V6-3.8	L		3032	W16EXR-U11	3239	P16R13										0.050
1999-1996	V6-3.3	R		3032	W16EXR-U11	3239	P16R13										0.044
1999-1996	V6-3.8	L		3032	W16EXR-U11	3004	P16R										0.044
1998	V6-3.3	EGM		3032	W16EXR-U11	3239	P16R13										0.044
1995-1994	V6-3.8	L		3014	W14EXR-U11												0.044
1993-1990	V6-3.3	R		3014	W14EXR-U11												0.044
1988-1986	L4-2.5	K		3031	W16EXR-U	3004	P16R										0.032
1988-1985	L4-2.2	E	T	3031	W16EXR-U	3004	P16R										0.032
1985-1984	L4-2.6	G		3032	W16EXR-U11	3004	P16R										0.044
1984-1983	L4-2.2	C		3031	W16EXR-U	3004	P16R										0.032
1982	L4-2.2	B		3031	W16EXR-U	3004	P16R										0.032
1982	L4-2.6	D		3032	W16EXR-U11	3004	P16R										0.044
1981	L6-3.7	E		5020	T14PR-U												0.035
1981	V8-5.2	K		3031	W16EXR-U	3004	P16R										0.032
1981	V8-5.2	M		3031	W16EXR-U	3004	P16R										0.032
1980-1978	L6-3.7	C		5020	T14PR-U												0.035
1980-1978	V8-5.2	G		3031	W16EXR-U	3004	P16R										0.032
1980-1978	V8-5.2	H		3031	W16EXR-U	3004	P16R										0.032
1979-1978	L6-3.7	D		5020	T14PR-U												0.035
1979-1978	V8-5.9	J		3031	W16EXR-U	3004	P16R										0.032
1979-1978	V8-5.9	K		3031	W16EXR-U	3004	P16R										0.032
1979-1978	V8-5.9	L		3031	W16EXR-U	3004	P16R										0.032



YEAR ANNEE AÑO	CYL	ENGINE MOTEUR MOTOR	NOTES/NOTAS	OE Types						Twin-Tip (TT) Technology				High Performance		GAP ECART. BRECHA
				U-GROOVE (Standard)		DOUBLE PLATINUM		IRIDIUM LONG-LIFE		PLATINUM TT		IRIDIUM TT		IRIDIUM POWER / IRIDIUM RACING		
				STOCK STOCK BOLSA	PLUG BOUGIE BUJIA	STOCK STOCK BOLSA	PLUG BOUGIE BUJIA	STOCK STOCK BOLSA	PLUG BOUGIE BUJIA	STOCK STOCK BOLSA	PLUG BOUGIE BUJIA	STOCK STOCK BOLSA	PLUG BOUGIE BUJIA	STOCK STOCK BOLSA	PLUG BOUGIE BUJIA	
CHRYSLER [continued]																
TOWN & COUNTRY [continued]																
1977-1976	V8-6.6	N		6021	W14PR-U											0.027
1977-1970	V8-7.2	T		3037	W16PR-U											0.027
1976-1975	V8-6.6	M		6021	W14PR-U											0.027
1972	V8-6.6	M		6021	W14PR-U											0.027
1971-1970	V8-6.3	L		3037	W16PR-U											0.027
1971-1970	V8-6.3	N		3037	W16PR-U											0.027
1969-1968	V8-6.3	G		3037	W16PR-U											0.027
1969-1968	V8-6.3	H		3037	W16PR-U											0.027
1969-1968	V8-7.2	K		3037	W16PR-U											0.027
1967-1959	V8-6.3			3037	W16PR-U											0.027
1965-1962	V8-6.7			3037	W16PR-U											0.027
1964-1961	V8-5.9			3037	W16PR-U											0.027
1961-1960	V8-6.7		w/ Ram Induction,	3037	W16PR-U											0.027
1959	V8-6.7			3037	W16PR-U											0.027
1958-1957	V8-6.4			6021	W14PR-U											0.027
VOYAGER																
2003-2001	L4-2.4	B										4717	ITL16TT	5349	ITL16	0.040
2003-2001	V6-3.3	3										4717	ITL16TT	5349	ITL16	0.040
2003	V6-3.3											4717	ITL16TT	5349	ITL16	0.040
2002-2001	V6-3.3	R										4717	ITL16TT	5349	ITL16	0.040
2000	L4-2.4	B		3120	K16R-U11	3134	PK16R11	3324	SK16R11	4503	PK16TT	4701	IK16TT	5303	IK16	0.044
2000	V6-3.0	3		3021	W16EPR-U					4501	PW16TT	4708	IW16TT	5305	IW16	0.032
2000	V6-3.3	G		3032	W16EXR-U11	3239	P16R13			4501	PW16TT	4708	IW16TT	5305	IW16	0.050
2000	V6-3.3	R		3032	W16EXR-U11	3239	P16R13			4501	PW16TT	4708	IW16TT	5305	IW16	0.050
WINDSOR																
1961-1959	V8-6.3			3037	W16PR-U											0.027
DAEWOO																
LANOS																
2002-1999	L4-1.6	6		3121	K20PR-U11	3168	PK20PR11	3443	SK20PR-L11	4504	PK20TT	4702	IK20TT	5304	IK20	0.044
LEGANZA																
2002-1999	L4-2.2			5063	K20TXR					4504	PK20TT	4702	IK20TT	5304	IK20	0.040
NUBIRA																
2002-1999	L4-2.0	Z				3168	PK20PR11									0.044
2002-1999	L4-2.0			3121	K20PR-U11			3443	SK20PR-L11	4504	PK20TT	4702	IK20TT	5304	IK20	0.044
DAIHATSU																
CHARADE																
1992-1989	L4-1.3	2		3121	K20PR-U11	3168	PK20PR11	3443	SK20PR-L11	4504	PK20TT	4702	IK20TT	5304	IK20	0.044
1992-1988	L3-1.0	0		3201	W16EPR-U11	3114	P16PR11			4501	PW16TT	4708	IW16TT	5305	IW16	0.044



YEAR ANEE AÑO	CYL	ENGINE MOTEUR MOTOR	NOTES/NOTAS	OE Types						Twin-Tip (TT) Technology				High Performance		GAP ECART. BRECHA
				U-GROOVE (Standard)		DOUBLE PLATINUM		IRIDIUM LONG-LIFE		PLATINUM TT		IRIDIUM TT		IRIDIUM POWER / IRIDIUM RACING		
				STOCK STOCK BOLSA	PLUG BOUGIE BUJIA	STOCK STOCK BOLSA	PLUG BOUGIE BUJIA	STOCK STOCK BOLSA	PLUG BOUGIE BUJIA	STOCK STOCK BOLSA	PLUG BOUGIE BUJIA	STOCK STOCK BOLSA	PLUG BOUGIE BUJIA	STOCK STOCK BOLSA	PLUG BOUGIE BUJIA	
DAIHATSU [continued]																
ROCKY																
1992-1990	L4-1.6	0		3121	K20PR-U11	3168	PK20PR11	3443	SK20PR-L11	4504	PK20TT	4702	IK20TT	5304	IK20	0.044
DELOREAN																
DMC 12																
1983-1981	V6-2.9			5032	T20EPR-U					4512	PT20TT	4714	IT20TT	5326	IT20	0.032
DODGE																
330																
1964-1963	V8-5.2			3037	W16PR-U											0.027
1964-1963	V8-7.0			3031	W16EXR-U	3004	P16R			4501	PW16TT	4708	IW16TT	5305	IW16	0.032
1964	V8-4.5			3031	W16EXR-U	3004	P16R			4501	PW16TT	4708	IW16TT	5305	IW16	0.032
1964	V8-5.9			3037	W16PR-U											0.027
1964	V8-6.3			3037	W16PR-U											0.027
1963	V8-6.7			3037	W16PR-U											0.027
400																
1983	L4-2.2	C		3031	W16EXR-U	3004	P16R			4501	PW16TT	4708	IW16TT	5305	IW16	0.032
1983	L4-2.6	G		3032	W16EXR-U11	3004	P16R			4501	PW16TT	4708	IW16TT	5305	IW16	0.044
1982	L4-2.2	B		3031	W16EXR-U	3004	P16R			4501	PW16TT	4708	IW16TT	5305	IW16	0.032
1982	L4-2.6	D		3032	W16EXR-U11	3004	P16R			4501	PW16TT	4708	IW16TT	5305	IW16	0.044
440																
1964-1963	V8-5.2			3037	W16PR-U											0.027
1964-1963	V8-7.0			3031	W16EXR-U	3004	P16R			4501	PW16TT	4708	IW16TT	5305	IW16	0.032
1964	V8-4.5			3031	W16EXR-U	3004	P16R			4501	PW16TT	4708	IW16TT	5305	IW16	0.032
1964	V8-5.9			3037	W16PR-U											0.027
1964	V8-6.3			3037	W16PR-U											0.027
1963	V8-6.7			3037	W16PR-U											0.027
600																
1988-1986	L4-2.5	K		3031	W16EXR-U	3004	P16R			4501	PW16TT	4708	IW16TT	5305	IW16	0.032
1988-1984	L4-2.2	D		3031	W16EXR-U	3004	P16R			4501	PW16TT	4708	IW16TT	5305	IW16	0.032
1988-1984	L4-2.2	E	T	3031	W16EXR-U	3004	P16R			4501	PW16TT	4708	IW16TT	5305	IW16	0.032
1985-1983	L4-2.6	G		3032	W16EXR-U11	3004	P16R			4501	PW16TT	4708	IW16TT	5305	IW16	0.044
1984-1983	L4-2.2	C		3031	W16EXR-U	3004	P16R			4501	PW16TT	4708	IW16TT	5305	IW16	0.032
880																
1964-1963	V8-5.2			3037	W16PR-U											0.027
1964-1963	V8-5.9			3037	W16PR-U											0.027
1964-1963	V8-6.3			3037	W16PR-U											0.027
1964-1963	V8-7.0			3031	W16EXR-U	3004	P16R			4501	PW16TT	4708	IW16TT	5305	IW16	0.032
1964	V8-4.5			3031	W16EXR-U	3004	P16R			4501	PW16TT	4708	IW16TT	5305	IW16	0.032
1963	V8-6.8			3037	W16PR-U											0.027



YEAR ANNEE AÑO	CYL	ENGINE MOTEUR MOTOR	NOTES/NOTAS	OE Types						Twin-Tip (TT) Technology				High Performance		GAP ECART. BRECHA
				U-GROOVE (Standard)		DOUBLE PLATINUM		IRIDIUM LONG-LIFE		PLATINUM TT		IRIDIUM TT		IRIDIUM POWER / IRIDIUM RACING		
				STOCK STOCK BOLSA	PLUG BOUGIE BUJIA	STOCK STOCK BOLSA	PLUG BOUGIE BUJIA	STOCK STOCK BOLSA	PLUG BOUGIE BUJIA	STOCK STOCK BOLSA	PLUG BOUGIE BUJIA	STOCK STOCK BOLSA	PLUG BOUGIE BUJIA	STOCK STOCK BOLSA	PLUG BOUGIE BUJIA	
DODGE [continued]																
A100 SERIES																
1970	L6-3.2			3013	W14EXR-U											0.032
1970	L6-3.7	C		3013	W14EXR-U											0.032
1969-1968	L6-2.8			3013	W14EXR-U											0.032
1969-1967	L6-3.7			3031	W16EXR-U	3004	P16R			4501	PW16TT	4708	IW16TT	5305	IW16	0.032
1967	L6-2.8		A108,	3013	W14EXR-U											0.032
A100 TRUCK																
1970	L6-3.2	A		3013	W14EXR-U											0.032
1970	L6-3.7	B		3031	W16EXR-U	3004	P16R			4501	PW16TT	4708	IW16TT	5305	IW16	0.032
1970	V8-5.2	E		3031	W16EXR-U	3004	P16R			4501	PW16TT	4708	IW16TT	5305	IW16	0.032
1969-1968	L6-2.8	6		3013	W14EXR-U											0.032
1969-1968	L6-3.7	6		3031	W16EXR-U											0.032
1969-1968	L6-3.7					3004	P16R			4501	PW16TT	4708	IW16TT	5305	IW16	0.044
1969-1968	V8-5.2	8		3031	W16EXR-U											0.032
1969-1968	V8-5.2					3004	P16R			4501	PW16TT	4708	IW16TT	5305	IW16	0.044
1967-1964	L6-3.7			3031	W16EXR-U	3004	P16R			4501	PW16TT	4708	IW16TT	5305	IW16	0.032
1967-1964	V8-4.5			3031	W16EXR-U	3004	P16R			4501	PW16TT	4708	IW16TT	5305	IW16	0.032
1967	L6-2.8		A100,	3031	W16EXR-U	3004	P16R			4501	PW16TT	4708	IW16TT	5305	IW16	0.032
1967	V8-5.2			3031	W16EXR-U	3004	P16R			4501	PW16TT	4708	IW16TT	5305	IW16	0.032
1966-1964	L6-2.8			3031	W16EXR-U	3004	P16R			4501	PW16TT	4708	IW16TT	5305	IW16	0.032
ARIES																
1989-1986	L4-2.5	K		3031	W16EXR-U	3004	P16R			4501	PW16TT	4708	IW16TT	5305	IW16	0.032
1989-1985	L4-2.2	D		3031	W16EXR-U	3004	P16R			4501	PW16TT	4708	IW16TT	5305	IW16	0.032
1985-1983	L4-2.2	C		3031	W16EXR-U	3004	P16R			4501	PW16TT	4708	IW16TT	5305	IW16	0.032
1985-1983	L4-2.6	G		3032	W16EXR-U11	3004	P16R			4501	PW16TT	4708	IW16TT	5305	IW16	0.044
1982-1981	L4-2.2	B		3031	W16EXR-U	3004	P16R			4501	PW16TT	4708	IW16TT	5305	IW16	0.032
1982-1981	L4-2.6	D		3032	W16EXR-U11	3004	P16R			4501	PW16TT	4708	IW16TT	5305	IW16	0.044
ASPEN																
1980-1978	V8-5.2	H		3031	W16EXR-U	3004	P16R			4501	PW16TT	4708	IW16TT	5305	IW16	0.032
1980-1977	L6-3.7	D		5020	T14PR-U											0.035
1980-1977	V8-5.2	G		3031	W16EXR-U	3004	P16R			4501	PW16TT	4708	IW16TT	5305	IW16	0.032
1980-1977	V8-5.9	L		3031	W16EXR-U	3004	P16R			4501	PW16TT	4708	IW16TT	5305	IW16	0.032
1980-1976	L6-3.7	C		5020	T14PR-U											0.035
1978-1976	V8-5.9	K		3031	W16EXR-U	3004	P16R			4501	PW16TT	4708	IW16TT	5305	IW16	0.032
1976	V8-5.2	G		3013	W14EXR-U											0.032
AVENGER																
2014-2013	L4-2.4	ED3		3132	KJ16CR-L11					4503	PK16TT	4701	IK16TT	5303	IK16	0.044
2014-2013	L4-2.4	EDG				3175	PKJ16CR8			4503	PK16TT	4701	IK16TT	5303	IK16	0.032
2014-2013	V6-3.6	ERB						3461	SKU22HCR11S					5356	IXUH21	0.044
2012-2011	V6-3.6	ERB						3461	SKU22HCR11S					5353	IXUH22	0.044
2012-2010	L4-2.4	ED3		3132	KJ16CR-L11	3246	PKJ16CR-L11	3396	SKJ16CR-L11	4503	PK16TT	4701	IK16TT	5357	IK16L	0.044



YEAR ANEE AÑO	CYL	ENGINE MOTEUR MOTOR	NOTES/NOTAS	OE Types						Twin-Tip (TT) Technology				High Performance		GAP ECART. BRECHA
				U-GROOVE (Standard)		DOUBLE PLATINUM		IRIDIUM LONG-LIFE		PLATINUM TT		IRIDIUM TT		IRIDIUM POWER / IRIDIUM RACING		
				STOCK STOCK BOLSA	PLUG BOUCIE BUJIA	STOCK STOCK BOLSA	PLUG BOUCIE BUJIA	STOCK STOCK BOLSA	PLUG BOUCIE BUJIA	STOCK STOCK BOLSA	PLUG BOUCIE BUJIA	STOCK STOCK BOLSA	PLUG BOUCIE BUJIA	STOCK STOCK BOLSA	PLUG BOUCIE BUJIA	
DODGE [continued]																
AVENGER [continued]																
2012	L4-2.4	EDG				3175	PKJ16CR8	3370	SKJ16CR-A8			4701	IK16TT	5357	IK16L	0.032
2011	L4-2.4	EDG				3175	PKJ16CR8	3370	SKJ16CR-A8	4503	PK16TT	4701	IK16TT	5357	IK16L	0.032
2011	V6-3.6	G						3461	SXU22HCR11S					5353	IXUH22	0.044
2010-2009	V6-2.7	EER												5350	ITL20	0.044
2010-2009	V6-3.5	V		5018	QJ16HR-U											0.035
2010	L4-2.4	EDG										4701	IK16TT	5357	IK16L	0.040
2010	L4-2.4	EDG	Express,			3175	PKJ16CR8	3370	SKJ16CR-A8	4503	PK16TT	4701	IK16TT	5357	IK16L	0.032
2010	L4-2.4	EDG	R/T, SXT,			3175	PKJ16CR8	3370	SKJ16CR-A8	4503	PK16TT					0.032
2010	V6-2.7	D												5350	ITL20	0.044
2009	L4-2.4	EDG				3175	PKJ16CR8	3370	SKJ16CR-A8			4701	IK16TT	5357	IK16L	0.032
2009	L4-2.4	B		3132	KJ16CR-L11					4503	PK16TT	4701	IK16TT	5357	IK16L	0.044
2008	L4-2.4	EDG						3396	SKJ16CR-L11							0.044
2008	L4-2.4	EDG		3132	KJ16CR-L11	3246	PKJ16CR-L11	3396	SKJ16CR-L11					5357	IK16L	0.044
2008	L4-2.4	EDG				3175	PKJ16CR8	3396	SKJ16CR-L11							0.032
2008	L4-2.4	EDG						3370	SKJ16CR-A8			4701	IK16TT			0.032
2008	L4-2.4	J								4503	PK16TT	4701	IK16TT	5357	IK16L	0.040
2008	L4-2.4	K		3132	KJ16CR-L11	3246	PKJ16CR-L11	3396	SKJ16CR-L11	4503	PK16TT	4701	IK16TT	5357	IK16L	0.044
2008	V6-2.7	R										4717	ITL16TT	5349	ITL16	0.040
2008	V6-3.5	M		5018	QJ16HR-U											0.035
2000-1999	V6-2.5	N		3120	K16R-U11	3134	PK16R11	3324	SK16R11	4503	PK16TT	4701	IK16TT	5357	IK16L	0.044
1999	L4-2.0	Y		3121	K20PR-U11	3168	PK20PR11	3443	SK20PR-L11	4504	PK20TT	4702	IK20TT	5304	IK20	0.044
1998-1995	L4-2.0	ECF		3121	K20PR-U11	3168	PK20PR11	3443	SK20PR-L11	4504	PK20TT	4702	IK20TT	5304	IK20	0.044
1998-1995	V6-2.5	EEB		3121	K20PR-U11	3168	PK20PR11	3443	SK20PR-L11	4504	PK20TT	4702	IK20TT	5304	IK20	0.044
B100 VAN																
1980-1979	L6-3.7	N		5020	T14PR-U											0.035
1980-1979	V8-5.2	P		3031	W16EXR-U	3004	P16R			4501	PW16TT	4708	IW16TT	5305	IW16	0.032
1980-1971	V8-5.2	E		3031	W16EXR-U	3004	P16R			4501	PW16TT	4708	IW16TT	5305	IW16	0.032
1979-1978	L6-3.7	B		5020	T14PR-U											0.035
1978-1976	V8-5.9	F		3031	W16EXR-U	3004	P16R			4501	PW16TT	4708	IW16TT	5305	IW16	0.032
1977-1975	L6-3.7	B		5025	T16PR-U					4509	PTF16TT	4715	ITF16TT	5330	ITF16	0.035
1974-1972	L6-3.7	B		3031	W16EXR-U	3004	P16R			4501	PW16TT	4708	IW16TT	5305	IW16	0.032
1974-1971	V8-5.9	F		3031	W16EXR-U	3004	P16R			4501	PW16TT	4708	IW16TT	5305	IW16	0.032
1974	V8-5.9	T		3031	W16EXR-U	3004	P16R			4501	PW16TT	4708	IW16TT	5305	IW16	0.032
1974	V8-7.2	D		3037	W16PR-U											0.027
1971	L6-3.2	A		3013	W14EXR-U											0.032
1971	L6-3.7	B				3004	P16R			4501	PW16TT	4708	IW16TT	5305	IW16	0.044
1971	V8-5.2	G		3031	W16EXR-U	3004	P16R			4501	PW16TT	4708	IW16TT	5305	IW16	0.032
B150 VAN																
1994	V6-3.9	X		3191	K16PR-U	3264	PK16PR11	3395	SK16PR-L11	4503	PK16TT	4701	IK16TT	5303	IK16	0.032
1994	V8-5.2	Y		3191	K16PR-U	3264	PK16PR11	3395	SK16PR-L11	4503	PK16TT	4701	IK16TT	5303	IK16	0.032
1993-1992	V6-3.9	X		3130	K16PR-U11	3264	PK16PR11	3395	SK16PR-L11	4503	PK16TT	4701	IK16TT	5303	IK16	0.044



YEAR ANNEE AÑO	CYL	ENGINE MOTEUR MOTOR	NOTES/NOTAS	OE Types						Twin-Tip (TT) Technology				High Performance		GAP ECART. BRECHA
				U-GROOVE (Standard)		DOUBLE PLATINUM		IRIDIUM LONG-LIFE		PLATINUM TT		IRIDIUM TT		IRIDIUM POWER / IRIDIUM RACING		
				STOCK STOCK BOLSA	PLUG BOUGIE BUJIA	STOCK STOCK BOLSA	PLUG BOUGIE BUJIA	STOCK STOCK BOLSA	PLUG BOUGIE BUJIA	STOCK STOCK BOLSA	PLUG BOUGIE BUJIA	STOCK STOCK BOLSA	PLUG BOUGIE BUJIA	STOCK STOCK BOLSA	PLUG BOUGIE BUJIA	
DODGE [continued]																
B150 VAN [continued]																
1993-1992	V8-5.2	Y		3130	K16PR-U11	3264	PK16PR11	3395	SK16PR-L11	4503	PK16TT	4701	IK16TT	5303	IK16	0.044
1991-1990	V6-3.9	X		3031	W16EXR-U	3004	P16R			4501	PW16TT	4708	IW16TT	5305	IW16	0.032
1991-1988	V8-5.2	Y		3031	W16EXR-U	3004	P16R			4501	PW16TT	4708	IW16TT	5305	IW16	0.032
1989-1988	V6-3.9	X		5035	T20PR-U					4510	PTF20TT	4716	ITF20TT	5331	ITF20	0.035
1987-1986	V8-5.2	T		3031	W16EXR-U	3004	P16R			4501	PW16TT	4708	IW16TT	5305	IW16	0.032
1987-1985	L6-3.7	H		5035	T20PR-U					4510	PTF20TT	4716	ITF20TT	5331	ITF20	0.035
1985	V8-5.2	T		3021	W16EPR-U					4501	PW16TT	4708	IW16TT	5305	IW16	0.032
1984-1983	L6-3.7	H		5020	T14PR-U											0.035
1984-1983	V8-5.2	T		3031	W16EXR-U	3004	P16R			4501	PW16TT	4708	IW16TT	5305	IW16	0.032
1982-1981	L6-3.7	E		5020	T14PR-U											0.035
1982-1981	V8-5.2	P		3031	W16EXR-U	3004	P16R			4501	PW16TT	4708	IW16TT	5305	IW16	0.032
1982-1981	V8-5.2	R		3031	W16EXR-U	3004	P16R			4501	PW16TT	4708	IW16TT	5305	IW16	0.032
B200 VAN																
1980-1979	L6-3.7	N		5020	T14PR-U											0.035
1980-1979	V8-5.2	P		3031	W16EXR-U	3004	P16R			4501	PW16TT	4708	IW16TT	5305	IW16	0.032
1980-1979	V8-5.9	T		3031	W16EXR-U	3004	P16R			4501	PW16TT	4708	IW16TT	5305	IW16	0.032
1980-1971	V8-5.2	E		3031	W16EXR-U	3004	P16R			4501	PW16TT	4708	IW16TT	5305	IW16	0.032
1979-1978	L6-3.7	B		5020	T14PR-U											0.035
1979-1971	V8-5.9	F		3031	W16EXR-U	3004	P16R			4501	PW16TT	4708	IW16TT	5305	IW16	0.032
1979	V8-5.9	S		3031	W16EXR-U	3004	P16R			4501	PW16TT	4708	IW16TT	5305	IW16	0.032
1978-1976	V8-6.6	J		3037	W16PR-U											0.027
1978-1974	V8-7.2	D		3037	W16PR-U											0.027
1977-1975	L6-3.7	B		5025	T16PR-U					4509	PTF16TT	4715	ITF16TT	5330	ITF16	0.035
1974-1971	L6-3.7	B		3031	W16EXR-U	3004	P16R			4501	PW16TT	4708	IW16TT	5305	IW16	0.032
1974	V8-5.9	T		3031	W16EXR-U	3004	P16R			4501	PW16TT	4708	IW16TT	5305	IW16	0.032
1974	V8-6.6	J		3037	W16PR-U											0.027
1971	L6-3.2	A		3013	W14EXR-U											0.032
1971	V8-5.2	G		3031	W16EXR-U	3004	P16R			4501	PW16TT	4708	IW16TT	5305	IW16	0.032
1971	V8-6.6	J		3037	W16PR-U											0.027
B250 VAN																
1994	V6-3.9	X		3191	K16PR-U	3264	PK16PR11	3395	SK16PR-L11	4503	PK16TT	4701	IK16TT	5303	IK16	0.032
1994	V8-5.2	T		3191	K16PR-U	3264	PK16PR11	3395	SK16PR-L11	4503	PK16TT	4701	IK16TT	5303	IK16	0.032
1994	V8-5.2	Y		3191	K16PR-U	3264	PK16PR11	3395	SK16PR-L11	4503	PK16TT	4701	IK16TT	5303	IK16	0.032
1994	V8-5.9	Z		3191	K16PR-U	3264	PK16PR11	3395	SK16PR-L11	4503	PK16TT	4701	IK16TT	5303	IK16	0.032
1993-1992	V6-3.9	X		3130	K16PR-U11	3264	PK16PR11	3395	SK16PR-L11	4503	PK16TT	4701	IK16TT	5303	IK16	0.044
1993-1992	V8-5.2	Y		3130	K16PR-U11	3264	PK16PR11	3395	SK16PR-L11	4503	PK16TT	4701	IK16TT	5303	IK16	0.044
1993	V8-5.2	T		3130	K16PR-U11	3264	PK16PR11	3395	SK16PR-L11	4503	PK16TT	4701	IK16TT	5303	IK16	0.044
1993	V8-5.9	Z		3130	K16PR-U11	3264	PK16PR11	3395	SK16PR-L11	4503	PK16TT	4701	IK16TT	5303	IK16	0.044
1992-1989	V8-5.9	Z		3031	W16EXR-U	3004	P16R			4501	PW16TT	4708	IW16TT	5305	IW16	0.032
1991-1990	V6-3.9	X		3031	W16EXR-U	3004	P16R			4501	PW16TT	4708	IW16TT	5305	IW16	0.032
1991-1988	V8-5.2	Y		3031	W16EXR-U	3004	P16R			4501	PW16TT	4708	IW16TT	5305	IW16	0.032



YEAR ANNEE AÑO	CYL	ENGINE MOTEUR MOTOR	NOTES/NOTAS	OE Types						Twin-Tip (TT) Technology				High Performance		GAP ECART. BRECHA	
				U-GROOVE (Standard)		DOUBLE PLATINUM		IRIDIUM LONG-LIFE		PLATINUM TT		IRIDIUM TT		IRIDIUM POWER / IRIDIUM RACING			
				STOCK STOCK BOLSA	PLUG BOUCIE BUJIA	STOCK STOCK BOLSA	PLUG BOUCIE BUJIA	STOCK STOCK BOLSA	PLUG BOUCIE BUJIA	STOCK STOCK BOLSA	PLUG BOUCIE BUJIA	STOCK STOCK BOLSA	PLUG BOUCIE BUJIA	STOCK STOCK BOLSA	PLUG BOUCIE BUJIA		
DODGE [continued]																	
B250 VAN [continued]																	
1989-1988	V6-3.9	X		5035	T20PR-U						4510	PTF20TT	4716	ITF20TT	5331	ITF20	0.035
1988-1986	V8-5.9	W		3031	W16EXR-U	3004	P16R				4501	PW16TT	4708	IW16TT	5305	IW16	0.032
1987-1986	V8-5.2	T		3031	W16EXR-U	3004	P16R				4501	PW16TT	4708	IW16TT	5305	IW16	0.032
1987-1985	L6-3.7	H		5035	T20PR-U						4510	PTF20TT	4716	ITF20TT	5331	ITF20	0.035
1987	V8-5.9	1		5035	T20PR-U						4510	PTF20TT	4716	ITF20TT	5331	ITF20	0.035
1985	V8-5.2	T		3021	W16EPR-U						4501	PW16TT	4708	IW16TT	5305	IW16	0.032
1985	V8-5.9	W		3021	W16EPR-U						4501	PW16TT	4708	IW16TT	5305	IW16	0.032
1984-1983	L6-3.7	H		5020	T14PR-U												0.035
1984-1983	V8-5.2	T		3031	W16EXR-U	3004	P16R				4501	PW16TT	4708	IW16TT	5305	IW16	0.032
1984	V8-5.9	1		3031	W16EXR-U	3004	P16R				4501	PW16TT	4708	IW16TT	5305	IW16	0.032
1984	V8-5.9	W		3031	W16EXR-U	3004	P16R				4501	PW16TT	4708	IW16TT	5305	IW16	0.032
1983	V8-5.2	U		3031	W16EXR-U	3004	P16R				4501	PW16TT	4708	IW16TT	5305	IW16	0.032
1982-1981	L6-3.7	E		5020	T14PR-U												0.035
1982-1981	V8-5.2	P		3031	W16EXR-U	3004	P16R				4501	PW16TT	4708	IW16TT	5305	IW16	0.032
1982-1981	V8-5.2	R		3031	W16EXR-U	3004	P16R				4501	PW16TT	4708	IW16TT	5305	IW16	0.032
1981	V8-5.9	T		3031	W16EXR-U	3004	P16R				4501	PW16TT	4708	IW16TT	5305	IW16	0.032
B300 VAN																	
1980-1979	L6-3.7	N		5020	T14PR-U												0.035
1980-1979	V8-5.2	P		3031	W16EXR-U	3004	P16R				4501	PW16TT	4708	IW16TT	5305	IW16	0.032
1980-1979	V8-5.9	T		3031	W16EXR-U	3004	P16R				4501	PW16TT	4708	IW16TT	5305	IW16	0.032
1980-1971	V8-5.2	E		3031	W16EXR-U	3004	P16R				4501	PW16TT	4708	IW16TT	5305	IW16	0.032
1979-1978	L6-3.7	B		5020	T14PR-U												0.035
1979-1971	V8-5.9	F		3031	W16EXR-U	3004	P16R				4501	PW16TT	4708	IW16TT	5305	IW16	0.032
1979	V8-5.9	S		3031	W16EXR-U	3004	P16R				4501	PW16TT	4708	IW16TT	5305	IW16	0.032
1978-1976	V8-6.6	J		3037	W16PR-U												0.027
1978-1975	V8-7.2	D		3037	W16PR-U												0.027
1977-1975	L6-3.7	B		5025	T16PR-U						4509	PTF16TT	4715	ITF16TT	5330	ITF16	0.035
1974-1971	L6-3.7	B		3031	W16EXR-U	3004	P16R				4501	PW16TT	4708	IW16TT	5305	IW16	0.032
1974	V8-5.9	T		3031	W16EXR-U	3004	P16R				4501	PW16TT	4708	IW16TT	5305	IW16	0.032
1971	V8-5.2	G		3031	W16EXR-U	3004	P16R				4501	PW16TT	4708	IW16TT	5305	IW16	0.032
B350 VAN																	
1994	V8-5.2	T		3191	K16PR-U	3264	PK16PR11	3395	SK16PR-L11	4503	PK16TT	4701	IK16TT	5303	IK16		0.032
1994	V8-5.2	Y		3191	K16PR-U	3264	PK16PR11	3395	SK16PR-L11	4503	PK16TT	4701	IK16TT	5303	IK16		0.032
1994	V8-5.9	Z		3191	K16PR-U	3264	PK16PR11	3395	SK16PR-L11	4503	PK16TT	4701	IK16TT	5303	IK16		0.032
1993-1992	V8-5.2	Y		3130	K16PR-U11	3264	PK16PR11	3395	SK16PR-L11	4503	PK16TT	4701	IK16TT	5303	IK16		0.044
1993	V8-5.2	T		3130	K16PR-U11	3264	PK16PR11	3395	SK16PR-L11	4503	PK16TT	4701	IK16TT	5303	IK16		0.044
1993	V8-5.9	Z		3130	K16PR-U11	3264	PK16PR11	3395	SK16PR-L11	4503	PK16TT	4701	IK16TT	5303	IK16		0.044
1992-1989	V8-5.9	Z		3031	W16EXR-U	3004	P16R				4501	PW16TT	4708	IW16TT	5305	IW16	0.032
1991-1988	V8-5.2	Y		3031	W16EXR-U	3004	P16R				4501	PW16TT	4708	IW16TT	5305	IW16	0.032
1988-1986	V8-5.9	1		3031	W16EXR-U	3004	P16R				4501	PW16TT	4708	IW16TT	5305	IW16	0.032
1988-1986	V8-5.9	W		3031	W16EXR-U	3004	P16R				4501	PW16TT	4708	IW16TT	5305	IW16	0.032



YEAR ANNEE AÑO	CYL	ENGINE MOTEUR MOTOR	NOTES/NOTAS	OE Types						Twin-Tip (TT) Technology				High Performance		GAP ECART. BRECHA
				U-GROOVE (Standard)		DOUBLE PLATINUM		IRIDIUM LONG-LIFE		PLATINUM TT		IRIDIUM TT		IRIDIUM POWER / IRIDIUM RACING		
				STOCK STOCK BOLSA	PLUG BOUGIE BUJIA	STOCK STOCK BOLSA	PLUG BOUGIE BUJIA	STOCK STOCK BOLSA	PLUG BOUGIE BUJIA	STOCK STOCK BOLSA	PLUG BOUGIE BUJIA	STOCK STOCK BOLSA	PLUG BOUGIE BUJIA	STOCK STOCK BOLSA	PLUG BOUGIE BUJIA	
DODGE [continued]																
B350 VAN [continued]																
1987-1986	V8-5.2	T		3031	W16EXR-U	3004	P16R			4501	PW16TT	4708	IW16TT	5305	IW16	0.032
1985	V8-5.2	T		3021	W16EPR-U					4501	PW16TT	4708	IW16TT	5305	IW16	0.032
1985	V8-5.9	1		3021	W16EPR-U					4501	PW16TT	4708	IW16TT	5305	IW16	0.032
1985	V8-5.9	W		3021	W16EPR-U					4501	PW16TT	4708	IW16TT	5305	IW16	0.032
1984-1983	V8-5.2	T		3031	W16EXR-U	3004	P16R			4501	PW16TT	4708	IW16TT	5305	IW16	0.032
1984-1983	V8-5.9	1		3031	W16EXR-U	3004	P16R			4501	PW16TT	4708	IW16TT	5305	IW16	0.032
1984-1983	V8-5.9	W		3031	W16EXR-U	3004	P16R			4501	PW16TT	4708	IW16TT	5305	IW16	0.032
1983	V8-5.2	U		3031	W16EXR-U	3004	P16R			4501	PW16TT	4708	IW16TT	5305	IW16	0.032
1982-1981	V8-5.2	P		3031	W16EXR-U	3004	P16R			4501	PW16TT	4708	IW16TT	5305	IW16	0.032
1982-1981	V8-5.2	R		3031	W16EXR-U	3004	P16R			4501	PW16TT	4708	IW16TT	5305	IW16	0.032
1982-1981	V8-5.9	S		3031	W16EXR-U	3004	P16R			4501	PW16TT	4708	IW16TT	5305	IW16	0.032
1982-1981	V8-5.9	T		3031	W16EXR-U	3004	P16R			4501	PW16TT	4708	IW16TT	5305	IW16	0.032
1982	V8-5.9	U		3031	W16EXR-U	3004	P16R			4501	PW16TT	4708	IW16TT	5305	IW16	0.032
B1500 VAN																
1998-1997	V6-3.9	X		3130	K16PR-U11	3264	PK16PR11	3395	SK16PR-L11	4503	PK16TT	4701	IK16TT	5303	IK16	0.044
1998-1997	V8-5.2	Y		3130	K16PR-U11	3264	PK16PR11	3395	SK16PR-L11	4503	PK16TT	4701	IK16TT	5303	IK16	0.044
1998	V8-5.9	Z		3130	K16PR-U11	3264	PK16PR11	3395	SK16PR-L11	4503	PK16TT	4701	IK16TT	5303	IK16	0.044
1996-1995	V6-3.9	X		3191	K16PR-U	3264	PK16PR11	3395	SK16PR-L11	4503	PK16TT	4701	IK16TT	5303	IK16	0.032
1996-1995	V8-5.2	Y		3191	K16PR-U	3264	PK16PR11	3395	SK16PR-L11	4503	PK16TT	4701	IK16TT	5303	IK16	0.032
B2500 VAN																
1998-1997	V8-5.9	Z		3130	K16PR-U11	3264	PK16PR11	3395	SK16PR-L11	4503	PK16TT	4701	IK16TT	5303	IK16	0.044
1998	V8-5.2	2		3130	K16PR-U11	3264	PK16PR11	3395	SK16PR-L11	4503	PK16TT	4701	IK16TT	5303	IK16	0.044
1998	V8-5.2	Y		3130	K16PR-U11			3395	SK16PR-L11	4503	PK16TT	4701	IK16TT	5303	IK16	0.044
1997	V6-3.9	X		3130	K16PR-U11	3264	PK16PR11	3395	SK16PR-L11	4503	PK16TT	4701	IK16TT	5303	IK16	0.044
1997	V8-5.2	Y		3130	K16PR-U11	3264	PK16PR11	3395	SK16PR-L11	4503	PK16TT	4701	IK16TT	5303	IK16	0.044
1996-1995	V6-3.9	X		3191	K16PR-U	3264	PK16PR11	3395	SK16PR-L11	4503	PK16TT	4701	IK16TT	5303	IK16	0.032
1996-1995	V8-5.2	T		3191	K16PR-U	3264	PK16PR11	3395	SK16PR-L11	4503	PK16TT	4701	IK16TT	5303	IK16	0.032
1996-1995	V8-5.2	Y		3191	K16PR-U	3264	PK16PR11	3395	SK16PR-L11	4503	PK16TT	4701	IK16TT	5303	IK16	0.032
1996-1995	V8-5.9	Z		3191	K16PR-U	3264	PK16PR11	3395	SK16PR-L11	4503	PK16TT	4701	IK16TT	5303	IK16	0.032
B3500 VAN																
1998-1997	V8-5.2	Y		3130	K16PR-U11	3264	PK16PR11	3395	SK16PR-L11	4503	PK16TT	4701	IK16TT	5303	IK16	0.044
1998-1997	V8-5.9	Z		3130	K16PR-U11	3264	PK16PR11	3395	SK16PR-L11	4503	PK16TT	4701	IK16TT	5303	IK16	0.044
1998	V8-5.2	2		3232	QJ16AR-U											0.032
1997-1995	V8-5.2	T		3191	K16PR-U	3264	PK16PR11	3395	SK16PR-L11	4503	PK16TT	4701	IK16TT	5303	IK16	0.032
1996-1995	V8-5.2	Y		3191	K16PR-U	3264	PK16PR11	3395	SK16PR-L11	4503	PK16TT	4701	IK16TT	5303	IK16	0.032
1996-1995	V8-5.9	Z		3191	K16PR-U	3264	PK16PR11	3395	SK16PR-L11	4503	PK16TT	4701	IK16TT	5303	IK16	0.032
CALIBER																
2012	L4-2.0	ECN		3132	KJ16CR-L11	3246	PKJ16CR-L11	3396	SKJ16CR-L11	4503	PK16TT	4701	IK16TT	5357	IK16L	0.044
2011-2010	L4-2.4	B		3132	KJ16CR-L11	3246	PKJ16CR-L11	3396	SKJ16CR-L11	4503	PK16TT	4701	IK16TT	5357	IK16L	0.044
2011-2009	L4-2.0	A		3132	KJ16CR-L11	3246	PKJ16CR-L11	3396	SKJ16CR-L11	4503	PK16TT	4701	IK16TT	5357	IK16L	0.044
2009-2007	L4-1.8	C		3132	KJ16CR-L11	3246	PKJ16CR-L11	3396	SKJ16CR-L11	4503	PK16TT	4701	IK16TT	5357	IK16L	0.044



YEAR ANNEE AÑO	CYL	ENGINE MOTEUR MOTOR	NOTES/NOTAS	OE Types						Twin-Tip (TT) Technology				High Performance		GAP ECART. BRECHA
				U-GROOVE (Standard)		DOUBLE PLATINUM		IRIDIUM LONG-LIFE		PLATINUM TT		IRIDIUM TT		IRIDIUM POWER / IRIDIUM RACING		
				STOCK STOCK BOLSA	PLUG BOUGIE BUJIA	STOCK STOCK BOLSA	PLUG BOUGIE BUJIA	STOCK STOCK BOLSA	PLUG BOUGIE BUJIA	STOCK STOCK BOLSA	PLUG BOUGIE BUJIA	STOCK STOCK BOLSA	PLUG BOUGIE BUJIA	STOCK STOCK BOLSA	PLUG BOUGIE BUJIA	
DODGE [continued]																
CALIBER [continued]																
2009	L4-2.4	EDG				3175	PKJ16CR8	3370	SKJ16CR-A8	4503	PK16TT	4701	IK16TT	5357	IK16L	0.032
2009	L4-2.4	F	T			3175	PKJ16CR8	3370	SKJ16CR-A8	4503	PK16TT	4701	IK16TT	5357	IK16L	0.032
2009	L4-2.4	ED3		3132	KJ16CR-L11	3246	PKJ16CR-L11	3396	SKJ16CR-L11	4503	PK16TT	4701	IK16TT	5357	IK16L	0.044
2008-2007	L4-2.0	B		3132	KJ16CR-L11	3246	PKJ16CR-L11	3396	SKJ16CR-L11	4503	PK16TT	4701	IK16TT	5357	IK16L	0.044
2008-2007	L4-2.4	K		3132	KJ16CR-L11	3246	PKJ16CR-L11	3396	SKJ16CR-L11	4503	PK16TT	4701	IK16TT	5357	IK16L	0.044
2008	L4-2.4	F	T	3132	KJ16CR-L11	3246	PKJ16CR-L11	3396	SKJ16CR-L11	4503	PK16TT	4701	IK16TT	5357	IK16L	0.044
CARAVAN																
2007-2005	V6-3.3	E										4717	ITL16TT	5349	ITL16	0.040
2007-2001	L4-2.4	B										4717	ITL16TT	5349	ITL16	0.040
2007-2001	V6-3.3	R										4717	ITL16TT	5349	ITL16	0.040
2004	V6-3.3											4717	ITL16TT	5349	ITL16	0.040
2003-2002	V6-3.3	3										4717	ITL16TT	5349	ITL16	0.040
2001	V6-3.3	EGM										4717	ITL16TT	5349	ITL16	0.040
2000-1999	L4-2.4	B		3120	K16R-U11	3134	PK16R11	3324	SK16R11	4503	PK16TT	4701	IK16TT	5303	IK16	0.044
2000-1999	V6-3.3	EGM		3032	W16EXR-U11	3239	P16R13			4501	PW16TT	4708	IW16TT	5305	IW16	0.050
2000-1996	V6-3.3	R		3032	W16EXR-U11	3239	P16R13			4501	PW16TT	4708	IW16TT	5305	IW16	0.050
2000-1989	V6-3.0	3		3021	W16EPR-U					4501	PW16TT	4708	IW16TT	5305	IW16	0.032
1999-1996	V6-3.8	L		3031	W16EXR-U	3004	P16R			4501	PW16TT	4708	IW16TT	5305	IW16	0.044
1998-1996	L4-2.4	B		3130	K16PR-U11	3264	PK16PR11	3395	SK16PR-L11	4503	PK16TT	4701	IK16TT	5303	IK16	0.044
1998	V6-3.3	G		3032	W16EXR-U11	3239	P16R13			4501	PW16TT	4708	IW16TT	5305	IW16	0.050
1995-1994	V6-3.3	J		3014	W14EXR-U11											0.044
1995-1990	V6-3.3	R		3014	W14EXR-U11											0.044
1995-1988	L4-2.5	K		3031	W16EXR-U	3004	P16R			4501	PW16TT	4708	IW16TT	5305	IW16	0.032
1990-1989	L4-2.5	J	T	3031	W16EXR-U	3004	P16R			4501	PW16TT	4708	IW16TT	5305	IW16	0.032
1988-1987	V6-3.0	3		3032	W16EXR-U11	3004	P16R			4501	PW16TT	4708	IW16TT	5305	IW16	0.044
1987-1984	L4-2.2	C		3031	W16EXR-U	3004	P16R			4501	PW16TT	4708	IW16TT	5305	IW16	0.032
1987-1984	L4-2.6	G		3032	W16EXR-U11	3004	P16R			4501	PW16TT	4708	IW16TT	5305	IW16	0.044
CB300																
1980-1979	V8-5.2	P		3031	W16EXR-U	3004	P16R			4501	PW16TT	4708	IW16TT	5305	IW16	0.032
1980-1979	V8-5.9	T		3031	W16EXR-U	3004	P16R			4501	PW16TT	4708	IW16TT	5305	IW16	0.032
1980	V8-5.9	K		3031	W16EXR-U	3004	P16R			4501	PW16TT	4708	IW16TT	5305	IW16	0.032
1979-1977	V8-7.2	D		3037	W16PR-U											0.027
1979-1974	V8-5.2	E		3031	W16EXR-U	3004	P16R			4501	PW16TT	4708	IW16TT	5305	IW16	0.032
1979-1974	V8-5.9	F		3031	W16EXR-U	3004	P16R			4501	PW16TT	4708	IW16TT	5305	IW16	0.032
1979	L6-3.7	N		5020	T14PR-U											0.035
1978-1976	V8-6.6	J		3037	W16PR-U											0.027
1978	L6-3.7	B		5020	T14PR-U											0.035
1977	L6-3.7	B		5025	T16PR-U					4509	PTF16TT	4715	ITF16TT	5330	ITF16	0.035
1975	L6-3.7	B		5025	T16PR-U					4509	PTF16TT	4715	ITF16TT	5330	ITF16	0.035
1974	L6-3.7	B		3031	W16EXR-U	3004	P16R			4501	PW16TT	4708	IW16TT	5305	IW16	0.032



YEAR ANNEE AÑO	CYL	ENGINE MOTEUR MOTOR	NOTES/NOTAS	OE Types						Twin-Tip (TT) Technology				High Performance		GAP ECART. BRECHA	
				U-GROOVE (Standard)		DOUBLE PLATINUM		IRIDIUM LONG-LIFE		PLATINUM TT		IRIDIUM TT		IRIDIUM POWER / IRIDIUM RACING			
				STOCK STOCK BOLSA	PLUG BOUGIE BUJIA	STOCK STOCK BOLSA	PLUG BOUGIE BUJIA	STOCK STOCK BOLSA	PLUG BOUGIE BUJIA	STOCK STOCK BOLSA	PLUG BOUGIE BUJIA	STOCK STOCK BOLSA	PLUG BOUGIE BUJIA	STOCK STOCK BOLSA	PLUG BOUGIE BUJIA		
DODGE [continued]																	
CHALLENGER																	
2014-2013	V6-3.6	ERB							3461	SXU22HCR11S					5356	IXUH22I	0.044
2014-2013	V8-5.7	EZC							3417	SK16HR11	4505	PKH16TT	4703	IKH16TT	5343	IKH16	0.044
2014-2013	V8-5.7	EZH							3417	SK16HR11	4505	PKH16TT	4703	IKH16TT	5343	IKH16	0.044
2014-2012	V8-6.4	ESG													5350	ITL20	0.044
2014-2012	V8-6.4	ESH													5350	ITL20	0.044
2012	V6-3.6	ERB							3461	SXU22HCR11S					5353	IXUH22	0.044
2012	V8-5.7	EZC											4703	IKH16TT	5343	IKH16	0.040
2012	V8-5.7	EZH											4703	IKH16TT	5343	IKH16	0.040
2011	V6-3.6	G							3461	SXU22HCR11S					5353	IXUH22	0.044
2011	V8-5.7	T											4703	IKH16TT	5343	IKH16	0.040
2011	V8-6.4	J													5350	ITL20	0.044
2010-2009	V6-3.5	V		5018	QJ16HR-U												0.035
2010-2008	V8-6.1	W													5350	ITL20	0.044
2010	V8-5.7	EZC		6076	K16HPR-U11				3417	SK16HR11	4505	PKH16TT	4703	IKH16TT	5343	IKH16	0.044
2010	V8-5.7	EZH		6076	K16HPR-U11				3417	SK16HR11	4505	PKH16TT	4703	IKH16TT	5343	IKH16	0.044
2009	V8-5.7	T											4703	IKH16TT	5343	IKH16	0.040
2009	V8-5.7	EZC									4505	PKH16TT	4703	IKH16TT	5343	IKH16	0.040
2009	V8-5.7	EZD		6076	K16HPR-U11				3417	SK16HR11	4505	PKH16TT	4703	IKH16TT	5343	IKH16	0.044
1983-1981	L4-2.6	7		3032	W16EXR-U11	3004	P16R				4501	PW16TT	4708	IW16TT	5305	IW16	0.044
1980-1978	L4-2.6	F		3022	W16EPR-U10	3114	P16PR11				4501	PW16TT	4708	IW16TT	5305	IW16	0.040
1979-1978	L4-1.6	K		3047	W20EPR-U	3306	P20PR8				4502	PW20TT	4709	IW20TT	5306	IW20	0.032
1974-1970	V8-5.2	G		3031	W16EXR-U	3004	P16R				4501	PW16TT	4708	IW16TT	5305	IW16	0.032
1974	V8-5.9	L		3031	W16EXR-U	3004	P16R				4501	PW16TT	4708	IW16TT	5305	IW16	0.032
1973-1970	V8-5.6	H		3031	W16EXR-U	3004	P16R				4501	PW16TT	4708	IW16TT	5305	IW16	0.032
1972-1970	L6-3.7	C		3013	W14EXR-U												0.032
1971-1970	L6-3.2	B		3013	W14EXR-U												0.032
1971-1970	V8-5.6	J		3031	W16EXR-U	3004	P16R				4501	PW16TT	4708	IW16TT	5305	IW16	0.032
1971-1970	V8-6.3	L		3037	W16PR-U												0.027
1971-1970	V8-6.3	N		3037	W16PR-U												0.027
1971-1970	V8-7.0	R		3031	W16EXR-U	3004	P16R				4501	PW16TT	4708	IW16TT	5305	IW16	0.032
1971-1970	V8-7.2	V		3037	W16PR-U												0.027
1970	V8-7.0	J		3031	W16EXR-U	3004	P16R				4501	PW16TT	4708	IW16TT	5305	IW16	0.032
1970	V8-7.2	U		3037	W16PR-U												0.027
CHARGER																	
2014-2013	V6-3.6	ERB							3461	SXU22HCR11S					5356	IXUH22I	0.044
2014-2013	V8-5.7	EZH							3417	SK16HR11	4505	PKH16TT	4703	IKH16TT	5343	IKH16	0.044
2014-2012	V8-6.4	ESG													5350	ITL20	0.044
2012-2011	V6-3.6	ERB							3461	SXU22HCR11S					5353	IXUH22	0.044
2012	V8-5.7	EZH							3417	SK16HR11			4703	IKH16TT	5343	IKH16	0.044
2011-2009	V8-5.7	EZH											4703	IKH16TT	5343	IKH16	0.040



YEAR ANNEE AÑO	CYL	ENGINE MOTEUR MOTOR	NOTES/NOTAS	OE Types						Twin-Tip (TT) Technology				High Performance		GAP ECART. BRECHA	
				U-GROOVE (Standard)		DOUBLE PLATINUM		IRIDIUM LONG-LIFE		PLATINUM TT		IRIDIUM TT		IRIDIUM POWER / IRIDIUM RACING			
				STOCK STOCK BOLSA	PLUG BOUGIE BUJIA	STOCK STOCK BOLSA	PLUG BOUGIE BUJIA	STOCK STOCK BOLSA	PLUG BOUGIE BUJIA	STOCK STOCK BOLSA	PLUG BOUGIE BUJIA	STOCK STOCK BOLSA	PLUG BOUGIE BUJIA	STOCK STOCK BOLSA	PLUG BOUGIE BUJIA		
DODGE [continued]																	
CHARGER [continued]																	
2011	V6-3.6	G							3461	SXU22HCR11S							0.044
2011	V8-5.7	T										4703	IKH16TT	5343	IKH16	0.040	
2010-2007	V8-6.1	W												5350	ITL20	0.044	
2010	V6-2.7	EER												5350	ITL20	0.044	
2010	V6-3.5	V		5018	QJ16HR-U											0.035	
2010	V8-5.7	T		6076	K16HPR-U11			3417	SK16HR11	4505	PKH16TT	4703	IKH16TT	5343	IKH16	0.044	
2009	V6-2.7	D										4717	ITL16TT	5349	ITL16	0.040	
2009	V6-3.5	V		5018	QJ16HR-U											0.035	
2009	V8-5.7	T										4717	ITL16TT	5349	ITL16	0.040	
2008-2007	V6-2.7	R										4717	ITL16TT	5349	ITL16	0.040	
2008-2006	V6-3.5	G		5018	QJ16HR-U											0.035	
2008-2006	V8-5.7	H										4717	ITL16TT	5349	ITL16	0.040	
2006	V6-2.7	EER												5350	ITL20	0.044	
2006	V8-6.1	W										4717	ITL16TT	5349	ITL16	0.040	
1987-1985	L4-2.2	E	T	3031	W16EXR-U	3004	P16R			4501	PW16TT	4708	IW16TT	5305	IW16	0.032	
1987	L4-2.2	C		5035	T20PR-U					4510	PTF20TT	4716	ITF20TT	5331	ITF20	0.035	
1986	L4-2.2									4501	PW16TT					0.040	
1986	L4-2.2	8		3031	W16EXR-U	3004	P16R					4708	IW16TT	5305	IW16	0.032	
1986	L4-2.2	C		3031	W16EXR-U	3004	P16R			4501	PW16TT	4708	IW16TT	5305	IW16	0.032	
1985-1983	L4-2.2	8		3031	W16EXR-U	3004	P16R			4501	PW16TT	4708	IW16TT	5305	IW16	0.032	
1985	L4-2.2	C		5035	T20PR-U	3004	P16R			4510	PTF20TT	4716	ITF20TT	5331	ITF20	0.035	
1984	L4-1.6	ECA		3031	W16EXR-U	3004	P16R			4501	PW16TT					0.032	
1984	L4-1.6	A										4708	IW16TT	5305	IW16	0.040	
1984	L4-2.2	C		3031	W16EXR-U	3004	P16R			4501	PW16TT	4708	IW16TT	5305	IW16	0.032	
1983	L4-2.2	C				3004	P16R					4708	IW16TT	5305	IW16	0.044	
1978-1974	V8-5.2	G		3013	W14EXR-U											0.032	
1978-1974	V8-5.9	J		3031	W16EXR-U	3004	P16R			4501	PW16TT	4708	IW16TT	5305	IW16	0.032	
1978-1974	V8-5.9	K		3031	W16EXR-U	3004	P16R			4501	PW16TT	4708	IW16TT	5305	IW16	0.032	
1978-1974	V8-6.6	N		3037	W16PR-U											0.027	
1978	V8-5.2	H		3031	W16EXR-U	3004	P16R			4501	PW16TT	4708	IW16TT	5305	IW16	0.032	
1978	V8-5.9	L		3031	W16EXR-U	3004	P16R			4501	PW16TT	4708	IW16TT	5305	IW16	0.032	
1978	V8-6.6	P		3037	W16PR-U											0.027	
1976-1975	V8-6.6	M		3037	W16PR-U											0.027	
1976-1975	V8-6.6	P		3037	W16PR-U											0.027	
1976	L6-3.7	C		5020	T14PR-U											0.035	
1974-1970	L6-3.7	C		3013	W14EXR-U											0.032	
1974-1970	V8-7.2	U		3037	W16PR-U											0.027	
1974	V8-5.9	L		3031	W16EXR-U	3004	P16R			4501	PW16TT	4708	IW16TT	5305	IW16	0.032	
1973-1972	V8-6.6	M		3037	W16PR-U											0.027	
1973-1971	V8-5.6	H		3031	W16EXR-U	3004	P16R			4501	PW16TT	4708	IW16TT	5305	IW16	0.032	
1973-1970	V8-5.2	G		3031	W16EXR-U	3004	P16R			4501	PW16TT	4708	IW16TT	5305	IW16	0.032	



YEAR ANNEE AÑO	CYL	ENGINE MOTEUR MOTOR	NOTES/NOTAS	OE Types						Twin-Tip (TT) Technology				High Performance		GAP ECART. BRECHA	
				U-GROOVE (Standard)		DOUBLE PLATINUM		IRIDIUM LONG-LIFE		PLATINUM TT		IRIDIUM TT		IRIDIUM POWER / IRIDIUM RACING			
				STOCK STOCK BOLSA	PLUG BOUGIE BUJIA	STOCK STOCK BOLSA	PLUG BOUGIE BUJIA	STOCK STOCK BOLSA	PLUG BOUGIE BUJIA	STOCK STOCK BOLSA	PLUG BOUGIE BUJIA	STOCK STOCK BOLSA	PLUG BOUGIE BUJIA	STOCK STOCK BOLSA	PLUG BOUGIE BUJIA		
DODGE [continued]																	
CHARGER [continued]																	
1972-1970	V8-7.2	V		3037	W16PR-U												0.027
1971-1970	V8-6.3	L		3037	W16PR-U												0.027
1971-1970	V8-6.3	N		3037	W16PR-U												0.027
1971-1970	V8-7.0	R		3031	W16EXR-U	3004	P16R			4501	PW16TT	4708	IW16TT	5305	IW16		0.032
1970	V8-7.2	T		3037	W16PR-U												0.027
1969-1968	L6-3.7	B		3031	W16EXR-U	3004	P16R			4501	PW16TT	4708	IW16TT	5305	IW16		0.032
1969-1968	V8-7.0	J		3031	W16EXR-U	3004	P16R			4501	PW16TT	4708	IW16TT	5305	IW16		0.032
1969-1967	V8-5.2	F		3031	W16EXR-U	3004	P16R			4501	PW16TT	4708	IW16TT	5305	IW16		0.032
1969-1967	V8-6.3	G		3037	W16PR-U												0.027
1969-1967	V8-6.3	H		3037	W16PR-U												0.027
1969	V8-7.2	L		3037	W16PR-U												0.027
1968-1967	V8-7.2	K		3037	W16PR-U												0.027
1967	V8-7.0	J		3037	W16PR-U												0.027
1967	V8-7.0	R		3037	W16PR-U												0.027
1967	V8-7.2	L		3037	W16PR-U												0.027
1966	V8-4.5			3031	W16EXR-U	3004	P16R			4501	PW16TT	4708	IW16TT	5305	IW16		0.032
COLT																	
1994-1993	L4-1.5	A		3021	W16EPR-U					4501	PW16TT	4708	IW16TT	5305	IW16		0.032
1994-1993	L4-1.8	C		3130	K16PR-U11	3174	PK16PR-P11	3395	SK16PR-L11	4503	PK16TT	4701	IK16TT	5303	IK16		0.044
1994-1993	L4-2.4	G		3032	W16EXR-U11	3004	P16R			4501	PW16TT	4708	IW16TT	5305	IW16		0.044
1992-1991	L4-1.5	A		3212	W20EXR-U11	3238	P20R11			4502	PW20TT	4709	IW20TT	5306	IW20		0.044
1992	L4-1.8	D		3130	K16PR-U11	3174	PK16PR-P11	3395	SK16PR-L11	4503	PK16TT	4701	IK16TT	5303	IK16		0.044
1991-1989	L4-2.0	V		3212	W20EXR-U11	3238	P20R11			4502	PW20TT	4709	IW20TT	5306	IW20		0.044
1991-1985	L4-1.5	K		3212	W20EXR-U11	3238	P20R11			4502	PW20TT	4709	IW20TT	5306	IW20		0.044
1990-1989	L4-1.5	X		3212	W20EXR-U11	3238	P20R11			4502	PW20TT	4709	IW20TT	5306	IW20		0.044
1990-1989	L4-1.6	Y		3212	W20EXR-U11	3238	P20R11			4502	PW20TT	4709	IW20TT	5306	IW20		0.044
1990-1989	L4-1.8	T		3049	W20EPR-U11	3115	P20PR11			4502	PW20TT	4709	IW20TT	5306	IW20		0.044
1990-1984	L4-1.6	F	T	3089	W22EPR-U11	3302	P22PR8	3354	S22PR-A7					5307	IW22		0.044
1989	L4-1.6	Z	T	3089	W22EPR-U11	3302	P22PR8	3354	S22PR-A7					5307	IW22		0.044
1988-1984	L4-2.0	D		3046	W20EPR-S11	3116	P20PR-S11			4502	PW20TT	4709	IW20TT	5306	IW20		0.044
1988	L4-1.5	P		3212	W20EXR-U11	3238	P20R11			4502	PW20TT	4709	IW20TT	5306	IW20		0.044
1984	L4-1.4	A		3046	W20EPR-S11	3116	P20PR-S11			4502	PW20TT	4709	IW20TT	5306	IW20		0.044
1984	L4-1.6	B		3046	W20EPR-S11	3116	P20PR-S11			4502	PW20TT	4709	IW20TT	5306	IW20		0.044
1983-1981	L4-1.4	2		3046	W20EPR-S11	3116	P20PR-S11			4502	PW20TT	4709	IW20TT	5306	IW20		0.044
1983-1981	L4-1.6	3		3046	W20EPR-S11	3116	P20PR-S11			4502	PW20TT	4709	IW20TT	5306	IW20		0.044
1980-1979	L4-1.4	J		3048	W20EPR-U10	3115	P20PR11			4502	PW20TT	4709	IW20TT	5306	IW20		0.040
1980-1978	L4-2.6	F		3022	W16EPR-U10	3114	P16PR11			4501	PW16TT	4708	IW16TT	5305	IW16		0.040
1980-1971	L4-1.6	K		3047	W20EPR-U	3306	P20PR8			4502	PW20TT	4709	IW20TT	5306	IW20		0.032
1977-1974	L4-2.0	U		3047	W20EPR-U	3306	P20PR8			4502	PW20TT	4709	IW20TT	5306	IW20		0.032
CONQUEST																	
1986-1985	L4-2.6	N	T	3048	W20EPR-U10	3115	P20PR11			4502	PW20TT	4709	IW20TT	5306	IW20		0.040



YEAR ANEE AÑO	CYL	ENGINE MOTEUR MOTOR	NOTES/NOTAS	OE Types						Twin-Tip (TT) Technology				High Performance		GAP ECART. BRECHA	
				U-GROOVE (Standard)		DOUBLE PLATINUM		IRIDIUM LONG-LIFE		PLATINUM TT		IRIDIUM TT		IRIDIUM POWER / IRIDIUM RACING			
				STOCK STOCK BOLSA	PLUG BOUCIE BUJIA	STOCK STOCK BOLSA	PLUG BOUCIE BUJIA	STOCK STOCK BOLSA	PLUG BOUCIE BUJIA	STOCK STOCK BOLSA	PLUG BOUCIE BUJIA	STOCK STOCK BOLSA	PLUG BOUCIE BUJIA	STOCK STOCK BOLSA	PLUG BOUCIE BUJIA		
DODGE [continued]																	
CONQUEST [continued]																	
1986-1984	L4-2.6	H	T	3048	W20EPR-U10	3115	P20PR11				4502	PW20TT	4709	IW20TT	5306	IW20	0.040
CORONET																	
1976-1975	L6-3.7	C		5020	T14PR-U												0.035
1976-1975	V8-5.9	L		3031	W16EXR-U	3004	P16R				4501	PW16TT	4708	IW16TT	5305	IW16	0.032
1976-1975	V8-6.6	N		6021	W14PR-U												0.027
1976-1975	V8-6.6	P		6021	W14PR-U												0.027
1976-1975	V8-6.6	M		3037	W16PR-U												0.027
1976-1974	V8-5.2	G		3013	W14EXR-U												0.032
1976-1974	V8-5.9	J		3031	W16EXR-U	3004	P16R				4501	PW16TT	4708	IW16TT	5305	IW16	0.032
1976-1973	V8-5.9	K		3031	W16EXR-U	3004	P16R				4501	PW16TT	4708	IW16TT	5305	IW16	0.032
1976-1972	V8-7.2	U		3037	W16PR-U												0.027
1974-1970	L6-3.7	C		3013	W14EXR-U												0.032
1974	V8-6.6	N		3037	W16PR-U												0.027
1973-1972	V8-5.6	H		3031	W16EXR-U	3004	P16R				4501	PW16TT	4708	IW16TT	5305	IW16	0.032
1973-1972	V8-6.6	M		3037	W16PR-U												0.027
1973-1970	V8-5.2	G		3031	W16EXR-U	3004	P16R				4501	PW16TT	4708	IW16TT	5305	IW16	0.032
1971-1970	V8-6.3	L		3037	W16PR-U												0.027
1971-1970	V8-6.3	N		3037	W16PR-U												0.027
1970	V8-7.0	R		3037	W16PR-U												0.027
1970	V8-7.2	T		3037	W16PR-U												0.027
1970	V8-7.2	U		3037	W16PR-U												0.027
1970	V8-7.2	V		3037	W16PR-U												0.027
1969-1967	L6-3.7	B		3031	W16EXR-U	3004	P16R				4501	PW16TT	4708	IW16TT	5305	IW16	0.032
1969-1967	V8-5.2	F		3031	W16EXR-U	3004	P16R				4501	PW16TT	4708	IW16TT	5305	IW16	0.032
1969-1967	V8-6.3	G		3037	W16PR-U												0.027
1969-1967	V8-6.3	H		3037	W16PR-U												0.027
1969-1967	V8-7.0	J		3037	W16PR-U												0.027
1969-1967	V8-7.2	L		3037	W16PR-U												0.027
1969	V8-7.2	M		3037	W16PR-U												0.027
1968	V8-4.5	D		3031	W16EXR-U	3004	P16R				4501	PW16TT	4708	IW16TT	5305	IW16	0.032
1967-1965	V8-4.5			3031	W16EXR-U	3004	P16R				4501	PW16TT	4708	IW16TT	5305	IW16	0.032
1967-1965	V8-7.0			3037	W16PR-U												0.027
1966-1965	V8-5.2			3037	W16PR-U												0.027
1965	V8-6.8			3037	W16PR-U												0.027
1959-1958	V8-5.9			3037	W16PR-U												0.027
1959	V8-6.3			3037	W16PR-U												0.027
1956	V8-5.1			3037	W16PR-U												0.027
CUSTOM																	
1965-1964	V8-4.5			3031	W16EXR-U	3004	P16R				4501	PW16TT	4708	IW16TT	5305	IW16	0.032
1965-1963	V8-7.0			3031	W16EXR-U	3004	P16R				4501	PW16TT	4708	IW16TT	5305	IW16	0.032
1965-1962	V8-5.2			3037	W16PR-U												0.027



YEAR ANNEE AÑO	CYL	ENGINE MOTEUR MOTOR	NOTES/NOTAS	OE Types						Twin-Tip (TT) Technology				High Performance		GAP ECART. BRECHA	
				U-GROOVE (Standard)		DOUBLE PLATINUM		IRIDIUM LONG-LIFE		PLATINUM TT		IRIDIUM TT		IRIDIUM POWER / IRIDIUM RACING			
				STOCK STOCK BOLSA	PLUG BOUGIE BUJIA	STOCK STOCK BOLSA	PLUG BOUGIE BUJIA	STOCK STOCK BOLSA	PLUG BOUGIE BUJIA	STOCK STOCK BOLSA	PLUG BOUGIE BUJIA	STOCK STOCK BOLSA	PLUG BOUGIE BUJIA	STOCK STOCK BOLSA	PLUG BOUGIE BUJIA		
DODGE [continued]																	
CUSTOM [continued]																	
1965-1962	V8-6.3			3037	W16PR-U												0.027
1965	V8-6.7			3037	W16PR-U												0.027
1964-1958	V8-5.9			3037	W16PR-U												0.027
1963-1962	V8-6.7			3037	W16PR-U												0.027
1956	V8-5.1			3037	W16PR-U												0.027
D50																	
1982-1981	L4-2.0	5		3212	W20EXR-U11	3238	P20R11				4502	PW20TT	4709	IW20TT	5306	IW20	0.044
1982-1981	L4-2.6	7		3032	W16EXR-U11	3004	P16R				4501	PW16TT	4708	IW16TT	5305	IW16	0.044
1980-1979	L4-2.0	U		3047	W20EPR-U	3306	P20PR8				4502	PW20TT	4709	IW20TT	5306	IW20	0.032
1980-1979	L4-2.6	W		3032	W16EXR-U11	3004	P16R				4501	PW16TT	4708	IW16TT	5305	IW16	0.044
D100 PICKUP																	
1989-1988	V6-3.9	X		3031	W16EXR-U	3004	P16R				4501	PW16TT	4708	IW16TT	5305	IW16	0.032
1989-1988	V8-5.2	Y		3031	W16EXR-U	3004	P16R				4501	PW16TT	4708	IW16TT	5305	IW16	0.032
1988-1986	V8-5.9	W		3031	W16EXR-U	3004	P16R				4501	PW16TT	4708	IW16TT	5305	IW16	0.032
1987-1986	L6-3.7	H		5035	T20PR-U						4510	PTF20TT	4716	ITF20TT	5331	ITF20	0.035
1987-1986	V8-5.2	T		3031	W16EXR-U	3004	P16R				4501	PW16TT	4708	IW16TT	5305	IW16	0.032
1987	V8-5.9	1		5035	T20PR-U						4510	PTF20TT	4716	ITF20TT	5331	ITF20	0.035
1979-1978	L6-3.7	B		5020	T14PR-U												0.035
1979-1971	V8-5.9	F		3031	W16EXR-U	3004	P16R				4501	PW16TT	4708	IW16TT	5305	IW16	0.032
1979-1970	V8-5.2	E		3031	W16EXR-U	3004	P16R				4501	PW16TT	4708	IW16TT	5305	IW16	0.032
1979	L6-3.7	N		5020	T14PR-U												0.035
1979	V8-5.2	P		3031	W16EXR-U	3004	P16R				4501	PW16TT	4708	IW16TT	5305	IW16	0.032
1978-1976	V8-6.6	J		3037	W16PR-U												0.027
1978-1973	V8-7.2	D		3037	W16PR-U												0.027
1977-1975	L6-3.7	B		5025	T16PR-U						4509	PTF16TT	4715	ITF16TT	5330	ITF16	0.035
1974-1971	V8-6.6	J		3037	W16PR-U												0.027
1974-1970	L6-3.7	B		3031	W16EXR-U	3004	P16R				4501	PW16TT	4708	IW16TT	5305	IW16	0.032
1974	V8-5.9	T		3031	W16EXR-U	3004	P16R				4501	PW16TT	4708	IW16TT	5305	IW16	0.032
1971-1970	L6-3.2	A		3013	W14EXR-U												0.032
1971-1970	V8-6.3	J		3037	W16PR-U												0.027
1971	L6-3.7	X		3013	W14EXR-U												0.032
1971	V8-5.9	Y		3031	W16EXR-U	3004	P16R				4501	PW16TT	4708	IW16TT	5305	IW16	0.032
1970-1968	L6-3.7	6		3031	W16EXR-U	3004	P16R				4501	PW16TT	4708	IW16TT	5305	IW16	0.032
1969-1968	V8-5.2	8		3031	W16EXR-U	3004	P16R				4501	PW16TT	4708	IW16TT	5305	IW16	0.032
1969-1968	V8-6.3	8		3037	W16PR-U												0.027
1967-1963	V8-6.3			3037	W16PR-U												0.027
1967-1960	L6-3.7			3031	W16EXR-U	3004	P16R				4501	PW16TT	4708	IW16TT	5305	IW16	0.032
1967	V8-5.2			3031	W16EXR-U	3004	P16R				4501	PW16TT	4708	IW16TT	5305	IW16	0.032
1966-1960	V8-5.2			3037	W16PR-U												0.027
1965-1961	L6-2.8			3013	W14EXR-U												0.032



YEAR ANNEE AÑO	CYL	ENGINE MOTEUR MOTOR	NOTES/NOTAS	OE Types						Twin-Tip (TT) Technology				High Performance		GAP ECART. BRECHA
				U-GROOVE (Standard)		DOUBLE PLATINUM		IRIDIUM LONG-LIFE		PLATINUM TT		IRIDIUM TT		IRIDIUM POWER / IRIDIUM RACING		
				STOCK STOCK BOLSA	PLUG BOUGIE BUJIA	STOCK STOCK BOLSA	PLUG BOUGIE BUJIA	STOCK STOCK BOLSA	PLUG BOUGIE BUJIA	STOCK STOCK BOLSA	PLUG BOUGIE BUJIA	STOCK STOCK BOLSA	PLUG BOUGIE BUJIA	STOCK STOCK BOLSA	PLUG BOUGIE BUJIA	
DODGE [continued]																
D150 PICKUP																
1993-1992	V6-3.9	X		3130	K16PR-U11	3264	PK16PR11	3395	SK16PR-L11	4503	PK16TT	4701	IK16TT	5303	IK16	0.044
1993-1992	V8-5.2	Y		3130	K16PR-U11	3264	PK16PR11	3395	SK16PR-L11	4503	PK16TT	4701	IK16TT	5303	IK16	0.044
1993	V8-5.9	Z		3130	K16PR-U11	3264	PK16PR11	3395	SK16PR-L11	4503	PK16TT	4701	IK16TT	5303	IK16	0.044
1991-1989	V8-5.9	Z		3031	W16EXR-U	3004	P16R			4501	PW16TT	4708	IW16TT	5305	IW16	0.032
1991-1988	V6-3.9	X		3031	W16EXR-U	3004	P16R			4501	PW16TT	4708	IW16TT	5305	IW16	0.032
1991-1988	V8-5.2	Y		3031	W16EXR-U	3004	P16R			4501	PW16TT	4708	IW16TT	5305	IW16	0.032
1988-1984	V8-5.9	W		3031	W16EXR-U	3004	P16R			4501	PW16TT	4708	IW16TT	5305	IW16	0.032
1987-1985	L6-3.7	H		5035	T20PR-U					4510	PTF20TT	4716	ITF20TT	5331	ITF20	0.035
1987-1983	V8-5.2	T		3031	W16EXR-U	3004	P16R			4501	PW16TT	4708	IW16TT	5305	IW16	0.032
1987	V8-5.9	1		3031	W16EXR-U	3004	P16R			4501	PW16TT	4708	IW16TT	5305	IW16	0.032
1984-1983	L6-3.7	H		5020	T14PR-U											0.035
1983	L6-3.7	M		5020	T14PR-U											0.035
1983	V8-5.2	U		3031	W16EXR-U	3004	P16R			4501	PW16TT	4708	IW16TT	5305	IW16	0.032
1982-1981	L6-3.7	E		5020	T14PR-U											0.035
1982-1981	V8-5.2	R		3031	W16EXR-U	3004	P16R			4501	PW16TT	4708	IW16TT	5305	IW16	0.032
1982-1979	V8-5.2	P		3031	W16EXR-U	3004	P16R			4501	PW16TT	4708	IW16TT	5305	IW16	0.032
1982-1979	V8-5.9	T		3031	W16EXR-U	3004	P16R			4501	PW16TT	4708	IW16TT	5305	IW16	0.032
1982	L6-3.7	W		5020	T14PR-U											0.035
1981-1979	V8-5.9	S		3031	W16EXR-U	3004	P16R			4501	PW16TT	4708	IW16TT	5305	IW16	0.032
1980-1979	L6-3.7	N		5020	T14PR-U											0.035
1980-1977	V8-5.2	E		3031	W16EXR-U	3004	P16R			4501	PW16TT	4708	IW16TT	5305	IW16	0.032
1979-1978	L6-3.7	B		5020	T14PR-U											0.035
1979-1977	V8-5.9	F		3031	W16EXR-U	3004	P16R			4501	PW16TT	4708	IW16TT	5305	IW16	0.032
1978-1977	V8-6.6	J		3037	W16PR-U											0.027
1978	L6-3.7	E		5020	T14PR-U											0.035
1978	V8-7.2	D		3037	W16PR-U											0.027
1977	L6-3.7	B		5025	T16PR-U					4509	PTF16TT	4715	ITF16TT	5330	ITF16	0.035
D200 PICKUP																
1980-1979	L6-3.7	N		5020	T14PR-U											0.035
1980-1979	V8-5.2	P		3031	W16EXR-U	3004	P16R			4501	PW16TT	4708	IW16TT	5305	IW16	0.032
1980-1979	V8-5.9	S		3031	W16EXR-U	3004	P16R			4501	PW16TT	4708	IW16TT	5305	IW16	0.032
1980-1979	V8-5.9	T		3031	W16EXR-U	3004	P16R			4501	PW16TT	4708	IW16TT	5305	IW16	0.032
1980-1970	V8-5.2	E		3031	W16EXR-U	3004	P16R			4501	PW16TT	4708	IW16TT	5305	IW16	0.032
1979-1978	L6-3.7	B		5020	T14PR-U											0.035
1979-1971	V8-5.9	F		3031	W16EXR-U	3004	P16R			4501	PW16TT	4708	IW16TT	5305	IW16	0.032
1978-1973	V8-7.2	D		3037	W16PR-U											0.027
1978-1971	V8-6.6	J		3037	W16PR-U											0.027
1977-1975	L6-3.7	B		5025	T16PR-U					4509	PTF16TT	4715	ITF16TT	5330	ITF16	0.035
1974-1970	L6-3.7	B		3031	W16EXR-U	3004	P16R			4501	PW16TT	4708	IW16TT	5305	IW16	0.032
1974	V8-5.9	T		3031	W16EXR-U	3004	P16R			4501	PW16TT	4708	IW16TT	5305	IW16	0.032



YEAR ANNEE AÑO	CYL	ENGINE MOTEUR MOTOR	NOTES/NOTAS	OE Types						Twin-Tip (TT) Technology				High Performance		GAP ECART. BRECHA	
				U-GROOVE (Standard)		DOUBLE PLATINUM		IRIDIUM LONG-LIFE		PLATINUM TT		IRIDIUM TT		IRIDIUM POWER / IRIDIUM RACING			
				STOCK STOCK BOLSA	PLUG BOUGIE BUJIA	STOCK STOCK BOLSA	PLUG BOUGIE BUJIA	STOCK STOCK BOLSA	PLUG BOUGIE BUJIA	STOCK STOCK BOLSA	PLUG BOUGIE BUJIA	STOCK STOCK BOLSA	PLUG BOUGIE BUJIA	STOCK STOCK BOLSA	PLUG BOUGIE BUJIA		
DODGE [continued]																	
D200 PICKUP [continued]																	
1971-1970	V8-6.3	J		3037	W16PR-U												0.027
1971	V8-5.9	Y		3031	W16EXR-U	3004	P16R			4501	PW16TT	4708	IW16TT	5305	IW16		0.032
1970-1968	L6-3.7	6		3031	W16EXR-U	3004	P16R			4501	PW16TT	4708	IW16TT	5305	IW16		0.032
1969-1968	V8-5.2	8		3031	W16EXR-U	3004	P16R			4501	PW16TT	4708	IW16TT	5305	IW16		0.032
1969-1968	V8-6.3	8		3037	W16PR-U												0.027
1967-1963	V8-6.3			3037	W16PR-U												0.027
1967-1960	L6-3.7			3031	W16EXR-U	3004	P16R			4501	PW16TT	4708	IW16TT	5305	IW16		0.032
1967	V8-5.2			3031	W16EXR-U	3004	P16R			4501	PW16TT	4708	IW16TT	5305	IW16		0.032
1966-1960	V8-5.2			3037	W16PR-U												0.027
D250 PICKUP																	
1993-1992	V6-3.9	X		3130	K16PR-U11	3264	PK16PR11	3395	SK16PR-L11	4503	PK16TT	4701	IK16TT	5303	IK16		0.044
1993-1992	V8-5.2	Y		3130	K16PR-U11	3264	PK16PR11	3395	SK16PR-L11	4503	PK16TT	4701	IK16TT	5303	IK16		0.044
1993	V8-5.9	5		3130	K16PR-U11	3264	PK16PR11	3395	SK16PR-L11	4503	PK16TT	4701	IK16TT	5303	IK16		0.044
1993	V8-5.9	Z		3130	K16PR-U11	3264	PK16PR11	3395	SK16PR-L11	4503	PK16TT	4701	IK16TT	5303	IK16		0.044
1992-1989	V8-5.9	Z		3031	W16EXR-U	3004	P16R			4501	PW16TT	4708	IW16TT	5305	IW16		0.032
1991-1990	V8-5.9	5		3130	K16PR-U11	3264	PK16PR11	3395	SK16PR-L11	4503	PK16TT	4701	IK16TT	5303	IK16		0.044
1991-1988	V6-3.9	X		3031	W16EXR-U	3004	P16R			4501	PW16TT	4708	IW16TT	5305	IW16		0.032
1991-1988	V8-5.2	Y		3031	W16EXR-U	3004	P16R			4501	PW16TT	4708	IW16TT	5305	IW16		0.032
1989	V8-5.9	5		3021	W16EPR-U					4501	PW16TT	4708	IW16TT	5305	IW16		0.032
1988-1984	V8-5.9	W		3031	W16EXR-U	3004	P16R			4501	PW16TT	4708	IW16TT	5305	IW16		0.032
1988	V8-5.9	1		3031	W16EXR-U	3004	P16R					4708	IW16TT	5305	IW16		0.032
1988	V8-5.9	5		3031	W16EXR-U					4501	PW16TT	4708	IW16TT	5305	IW16		0.032
1987-1985	L6-3.7	H		5035	T20PR-U					4510	PTF20TT	4716	ITF20TT	5331	ITF20		0.035
1987-1983	V8-5.2	T		3031	W16EXR-U	3004	P16R			4501	PW16TT	4708	IW16TT	5305	IW16		0.032
1987	V8-5.9	1		5035	T20PR-U	3004	P16R			4510	PTF20TT	4716	ITF20TT	5331	ITF20		0.035
1987	V8-5.9	5		3031	W16EXR-U							4708	IW16TT	5305	IW16		0.032
1986	V8-5.9	1		3031	W16EXR-U	3004	P16R			4501	PW16TT	4708	IW16TT	5305	IW16		0.032
1984-1983	L6-3.7	H		5020	T14PR-U												0.035
1983	V8-5.2	U		3031	W16EXR-U	3004	P16R			4501	PW16TT	4708	IW16TT	5305	IW16		0.032
1982-1981	L6-3.7	E		5020	T14PR-U												0.035
1982-1981	V8-5.2	P		3031	W16EXR-U	3004	P16R			4501	PW16TT	4708	IW16TT	5305	IW16		0.032
1982-1981	V8-5.2	R		3031	W16EXR-U	3004	P16R			4501	PW16TT	4708	IW16TT	5305	IW16		0.032
1982-1981	V8-5.9	T		3031	W16EXR-U	3004	P16R			4501	PW16TT	4708	IW16TT	5305	IW16		0.032
1982	V8-5.9	U		3031	W16EXR-U	3004	P16R			4501	PW16TT	4708	IW16TT	5305	IW16		0.032
1981	V8-5.9	S		3031	W16EXR-U	3004	P16R			4501	PW16TT	4708	IW16TT	5305	IW16		0.032
D300 PICKUP																	
1980-1979	V8-5.9	T		3031	W16EXR-U	3004	P16R			4501	PW16TT	4708	IW16TT	5305	IW16		0.032
1980-1970	V8-5.2	E		3031	W16EXR-U	3004	P16R			4501	PW16TT	4708	IW16TT	5305	IW16		0.032
1980	V8-5.2	P		3031	W16EXR-U	3004	P16R			4501	PW16TT	4708	IW16TT	5305	IW16		0.032
1980	V8-5.9	S		3031	W16EXR-U	3004	P16R			4501	PW16TT	4708	IW16TT	5305	IW16		0.032
1979-1972	V8-5.9	F		3031	W16EXR-U	3004	P16R			4501	PW16TT	4708	IW16TT	5305	IW16		0.032



YEAR ANNEE AÑO	CYL	ENGINE MOTEUR MOTOR	NOTES/NOTAS	OE Types						Twin-Tip (TT) Technology				High Performance		GAP ECART. BRECHA	
				U-GROOVE (Standard)		DOUBLE PLATINUM		IRIDIUM LONG-LIFE		PLATINUM TT		IRIDIUM TT		IRIDIUM POWER / IRIDIUM RACING			
				STOCK STOCK BOLSA	PLUG BOUGIE BUJIA	STOCK STOCK BOLSA	PLUG BOUGIE BUJIA	STOCK STOCK BOLSA	PLUG BOUGIE BUJIA	STOCK STOCK BOLSA	PLUG BOUGIE BUJIA	STOCK STOCK BOLSA	PLUG BOUGIE BUJIA	STOCK STOCK BOLSA	PLUG BOUGIE BUJIA		
DODGE [continued]																	
D300 PICKUP [continued]																	
1978-1976	V8-6.6	J		3037	W16PR-U												0.027
1978-1973	V8-7.2	D		3037	W16PR-U												0.027
1978	L6-3.7	B		5020	T14PR-U												0.035
1977-1975	L6-3.7	B		5025	T16PR-U					4509	PTF16TT	4715	ITF16TT	5330	ITF16		0.035
1977	L6-3.7	C		5020	T14PR-U												0.035
1974-1971	V8-6.6	J		3037	W16PR-U												0.027
1974-1970	L6-3.7	B		3031	W16EXR-U	3004	P16R			4501	PW16TT	4708	IW16TT	5305	IW16		0.032
1971-1970	V8-6.3	J		3037	W16PR-U												0.027
1971	V8-5.9	Y		3031	W16EXR-U	3004	P16R			4501	PW16TT	4708	IW16TT	5305	IW16		0.032
1970-1968	L6-3.7	6		3031	W16EXR-U	3004	P16R			4501	PW16TT	4708	IW16TT	5305	IW16		0.032
1969-1968	V8-5.2	8		3031	W16EXR-U	3004	P16R			4501	PW16TT	4708	IW16TT	5305	IW16		0.032
1969-1968	V8-6.3	8		3037	W16PR-U												0.027
1967-1963	V8-6.3			3037	W16PR-U												0.027
1967-1960	L6-3.7			3031	W16EXR-U	3004	P16R			4501	PW16TT	4708	IW16TT	5305	IW16		0.032
1967	V8-5.2			3031	W16EXR-U	3004	P16R			4501	PW16TT	4708	IW16TT	5305	IW16		0.032
1966-1960	V8-5.2			3037	W16PR-U												0.027
D350 PICKUP																	
1993-1989	V8-5.9	5		3130	K16PR-U11	3264	PK16PR11	3395	SK16PR-L11	4503	PK16TT	4701	IK16TT	5303	IK16		0.044
1993	V8-5.9	Z		3130	K16PR-U11	3264	PK16PR11	3395	SK16PR-L11	4503	PK16TT	4701	IK16TT	5303	IK16		0.044
1992-1989	V8-5.9	Z		3031	W16EXR-U	3004	P16R			4501	PW16TT	4708	IW16TT	5305	IW16		0.032
1988	V8-5.9	1		3031	W16EXR-U	3004	P16R					4708	IW16TT	5305	IW16		0.032
1988	V8-5.9	5		3031	W16EXR-U	3004	P16R			4501	PW16TT	4708	IW16TT	5305	IW16		0.032
1987-1983	V8-5.9	1		3031	W16EXR-U	3004	P16R			4501	PW16TT	4708	IW16TT	5305	IW16		0.032
1987-1983	V8-5.9	W		3031	W16EXR-U	3004	P16R			4501	PW16TT	4708	IW16TT	5305	IW16		0.032
1987	V8-5.9	5		3031	W16EXR-U	3004	P16R					4708	IW16TT	5305	IW16		0.032
1983	V8-5.2	U		3031	W16EXR-U	3004	P16R			4501	PW16TT	4708	IW16TT	5305	IW16		0.032
1982-1981	V8-5.2	R		3031	W16EXR-U	3004	P16R			4501	PW16TT	4708	IW16TT	5305	IW16		0.032
1982-1981	V8-5.9	T		3031	W16EXR-U	3004	P16R			4501	PW16TT	4708	IW16TT	5305	IW16		0.032
1982	V8-5.2	P		3031	W16EXR-U	3004	P16R			4501	PW16TT	4708	IW16TT	5305	IW16		0.032
D400 PICKUP																	
1981-1979	V8-5.9	T		3031	W16EXR-U	3004	P16R			4501	PW16TT	4708	IW16TT	5305	IW16		0.032
1978	V8-5.9	F		3031	W16EXR-U	3004	P16R			4501	PW16TT	4708	IW16TT	5305	IW16		0.032
1978	V8-7.2	D		3037	W16PR-U												0.027
D450 PICKUP																	
1981-1979	V8-5.9	T		3031	W16EXR-U	3004	P16R			4501	PW16TT	4708	IW16TT	5305	IW16		0.032
1978	V8-5.9	F		3031	W16EXR-U	3004	P16R			4501	PW16TT	4708	IW16TT	5305	IW16		0.032
1978	V8-7.2	D		3037	W16PR-U												0.027
DAKOTA																	
2010-2004	V6-3.7	K		3169	KJ20CR-L11	3247	PKJ20CR-L11	3371	SKJ20CR-A8	4504	PK20TT	4702	IK20TT	5358	IK20L		0.044
2010	V8-4.7	P		3381	K20HR-U11			3433	SK20HPR-L11	4506	PKH20TT	4704	IKH20TT	5344	IKH20		0.044
2009	V8-4.7	P						3433	SK20HPR-L11	4506	PKH20TT	4704	IKH20TT	5344	IKH20		0.044



YEAR ANNEE AÑO	CYL	ENGINE MOTEUR MOTOR	NOTES/NOTAS	OE Types						Twin-Tip (TT) Technology				High Performance		GAP ECART. BRECHA
				U-GROOVE (Standard)		DOUBLE PLATINUM		IRIDIUM LONG-LIFE		PLATINUM TT		IRIDIUM TT		IRIDIUM POWER / IRIDIUM RACING		
				STOCK STOCK BOLSA	PLUG BOUGIE BUJIA	STOCK STOCK BOLSA	PLUG BOUGIE BUJIA	STOCK STOCK BOLSA	PLUG BOUGIE BUJIA	STOCK STOCK BOLSA	PLUG BOUGIE BUJIA	STOCK STOCK BOLSA	PLUG BOUGIE BUJIA	STOCK STOCK BOLSA	PLUG BOUGIE BUJIA	
DODGE [continued]																
DAKOTA [continued]																
2008-2004	V8-4.7	N		3120	K16R-U11	3134	PK16R11	3324	SK16R11	4503	PK16TT	4701	IK16TT	5357	IK16L	0.044
2007	V8-4.7	J		3120	K16R-U11	3134	PK16R11	3324	SK16R11	4503	PK16TT	4701	IK16TT	5357	IK16L	0.044
2007	V8-4.7	P		3120	K16R-U11	3134	PK16R11	3324	SK16R11	4503	PK16TT	4701	IK16TT	5357	IK16L	0.044
2006-2005	V8-4.7	J		3192	K22PR-U11	3265	PK22PR11	3372	SK22PR-M11					5310	IK22	0.044
2003-2000	V6-3.9	X		3232	QJ16AR-U							4701	IK16TT	5357	IK16L	0.032
2003-2000	V8-5.9	Z		3232	QJ16AR-U							4701	IK16TT	5357	IK16L	0.032
2003	V8-4.7	N		3120	K16R-U11	3134	PK16R11	3324	SK16R11			4701	IK16TT	5357	IK16L	0.044
2002-2001	V8-4.7	N		3120	K16R-U11	3134	PK16R11	3324	SK16R11			4701	IK16TT	5303	IK16	0.044
2002-1996	L4-2.5	P		5018	QJ16HR-U											0.035
2000	V8-4.7	N		3120	K16R-U11	3134	PK16R11	3324	SK16R11	4503	PK16TT	4701	IK16TT	5303	IK16	0.044
1999-1998	V8-5.9	Z		3130	K16PR-U11	3264	PK16PR11	3395	SK16PR-L11	4503	PK16TT	4701	IK16TT	5357	IK16L	0.044
1999-1997	V6-3.9	X		3130	K16PR-U11	3264	PK16PR11	3395	SK16PR-L11	4503	PK16TT	4701	IK16TT	5357	IK16L	0.044
1999-1997	V8-5.2	Y		3130	K16PR-U11	3264	PK16PR11	3395	SK16PR-L11	4503	PK16TT	4701	IK16TT	5357	IK16L	0.044
1996-1995	V8-5.2	T		3191	K16PR-U	3264	PK16PR11	3395	SK16PR-L11	4503	PK16TT	4701	IK16TT	5357	IK16L	0.032
1996-1994	V6-3.9	X		3191	K16PR-U	3264	PK16PR11	3395	SK16PR-L11	4503	PK16TT	4701	IK16TT	5357	IK16L	0.032
1996-1994	V8-5.2	Y		3191	K16PR-U	3264	PK16PR11	3395	SK16PR-L11	4503	PK16TT	4701	IK16TT	5357	IK16L	0.032
1995-1989	L4-2.5	G		3031	W16EXR-U	3004	P16R			4501	PW16TT	4708	IW16TT	5305	IW16	0.032
1993-1992	V6-3.9	X		3130	K16PR-U11	3264	PK16PR11	3395	SK16PR-L11	4503	PK16TT	4701	IK16TT	5357	IK16L	0.044
1993-1992	V8-5.2	Y		3130	K16PR-U11	3264	PK16PR11	3395	SK16PR-L11	4503	PK16TT	4701	IK16TT	5357	IK16L	0.044
1991-1989	V8-5.2	Y		3031	W16EXR-U	3004	P16R			4501	PW16TT	4708	IW16TT	5305	IW16	0.032
1991-1988	V6-3.9	X		3031	W16EXR-U	3004	P16R			4501	PW16TT	4708	IW16TT	5305	IW16	0.032
1988-1987	L4-2.2	C		3031	W16EXR-U	3004	P16R			4501	PW16TT	4708	IW16TT	5305	IW16	0.032
1987	V6-3.9	M		3031	W16EXR-U	3004	P16R			4501	PW16TT	4708	IW16TT	5305	IW16	0.032
DART																
2014-2013	L4-1.4	EAF	T											5337	IXU27	0.035
2014-2013	L4-2.0	ECK						3417	SK16HR11	4505	PKH16TT	4703	IKH16TT	5343	IKH16	0.044
2014-2013	L4-2.4	ED6						3417	SK16HR11	4505	PKH16TT	4703	IKH16TT	5343	IKH16	0.044
1976-1975	L6-3.7	C		5020	T14PR-U											0.035
1976-1974	V8-5.2	G		3013	W14EXR-U											0.032
1976-1974	V8-5.9	L		3031	W16EXR-U	3004	P16R			4501	PW16TT	4708	IW16TT	5305	IW16	0.032
1974-1970	L6-3.2	B		3013	W14EXR-U											0.032
1974-1970	L6-3.7	C		3013	W14EXR-U											0.032
1973-1970	V8-5.2	G		3031	W16EXR-U	3004	P16R			4501	PW16TT	4708	IW16TT	5305	IW16	0.032
1973-1970	V8-5.6	H		3031	W16EXR-U	3004	P16R			4501	PW16TT	4708	IW16TT	5305	IW16	0.032
1969-1968	L6-2.8	A		3013	W14EXR-U											0.032
1969-1968	L6-3.7	B		3031	W16EXR-U	3004	P16R			4501	PW16TT	4708	IW16TT	5305	IW16	0.032
1969-1968	V8-4.5	D		3031	W16EXR-U	3004	P16R			4501	PW16TT	4708	IW16TT	5305	IW16	0.032
1969-1968	V8-5.2	F		3031	W16EXR-U	3004	P16R			4501	PW16TT	4708	IW16TT	5305	IW16	0.032
1969-1968	V8-5.6	P		3031	W16EXR-U	3004	P16R			4501	PW16TT	4708	IW16TT	5305	IW16	0.032
1969-1968	V8-6.3	H		3037	W16PR-U											0.027
1968	V8-6.3	G		3037	W16PR-U											0.027



YEAR ANNEE AÑO	CYL	ENGINE MOTEUR MOTOR	NOTES/NOTAS	OE Types						Twin-Tip (TT) Technology				High Performance		GAP ECART. BRECHA	
				U-GROOVE (Standard)		DOUBLE PLATINUM		IRIDIUM LONG-LIFE		PLATINUM TT		IRIDIUM TT		IRIDIUM POWER / IRIDIUM RACING			
				STOCK STOCK BOLSA	PLUG BOUGIE BUJIA	STOCK STOCK BOLSA	PLUG BOUGIE BUJIA	STOCK STOCK BOLSA	PLUG BOUGIE BUJIA	STOCK STOCK BOLSA	PLUG BOUGIE BUJIA	STOCK STOCK BOLSA	PLUG BOUGIE BUJIA	STOCK STOCK BOLSA	PLUG BOUGIE BUJIA		
DODGE [continued]																	
DART [continued]																	
1967-1964	V8-4.5			3031	W16EXR-U	3004	P16R				4501	PW16TT	4708	IW16TT	5305	IW16	0.032
1967-1961	L6-2.8			3013	W14EXR-U												0.032
1967-1960	L6-3.7			3031	W16EXR-U	3004	P16R				4501	PW16TT	4708	IW16TT	5305	IW16	0.032
1967-1960	V8-6.3			3037	W16PR-U												0.027
1965	V8-6.8			3037	W16PR-U												0.027
1963-1960	V8-5.2			3037	W16PR-U												0.027
1963	V8-6.7			3037	W16PR-U												0.027
1962-1961	V8-6.8			3037	W16PR-U												0.027
1962-1960	V8-5.9			3037	W16PR-U												0.027
DAYTONA																	
1993-1992	L4-2.2	A	T	3031	W16EXR-U	3004	P16R				4501	PW16TT	4708	IW16TT	5305	IW16	0.032
1993-1990	V6-3.0	3		3021	W16EPR-U						4501	PW16TT	4708	IW16TT	5305	IW16	0.032
1993-1986	L4-2.5	K		3031	W16EXR-U	3004	P16R				4501	PW16TT	4708	IW16TT	5305	IW16	0.032
1992-1989	L4-2.5	J	T	3031	W16EXR-U	3004	P16R				4501	PW16TT	4708	IW16TT	5305	IW16	0.032
1991	V6-3.0			3021	W16EPR-U												0.032
1990	L4-2.2	C	T	3031	W16EXR-U	3004	P16R				4501	PW16TT	4708	IW16TT	5305	IW16	0.032
1989-1987	L4-2.2	A	T	3031	W16EXR-U	3004	P16R				4501	PW16TT	4708	IW16TT	5305	IW16	0.032
1988-1984	L4-2.2	E	T	3031	W16EXR-U	3004	P16R				4501	PW16TT	4708	IW16TT	5305	IW16	0.032
1986-1984	L4-2.2	D		3031	W16EXR-U	3004	P16R				4501	PW16TT	4708	IW16TT	5305	IW16	0.032
DIPLOMAT																	
1989-1983	V8-5.2	4		3031	W16EXR-U	3004	P16R				4501	PW16TT	4708	IW16TT	5305	IW16	0.032
1989-1983	V8-5.2	P		3031	W16EXR-U	3004	P16R				4501	PW16TT	4708	IW16TT	5305	IW16	0.032
1989-1983	V8-5.2	S		3031	W16EXR-U	3004	P16R				4501	PW16TT	4708	IW16TT	5305	IW16	0.032
1985	V8-5.2	R		3031	W16EXR-U	3004	P16R				4501	PW16TT	4708	IW16TT	5305	IW16	0.032
1983	L6-3.7	H		5020	T14PR-U												0.035
1983	L6-3.7	J		5020	T14PR-U												0.035
1983	V8-5.2	R		3031	W16EXR-U	3004	P16R				4501	PW16TT	4708	IW16TT	5305	IW16	0.032
1983	V8-5.2	Z		3031	W16EXR-U	3004	P16R				4501	PW16TT	4708	IW16TT	5305	IW16	0.032
1982-1981	L6-3.7	E		5020	T14PR-U												0.035
1982-1981	L6-3.7	F		5020	T14PR-U												0.035
1982-1981	V8-5.2	K		3031	W16EXR-U	3004	P16R				4501	PW16TT	4708	IW16TT	5305	IW16	0.032
1982-1981	V8-5.2	L		3031	W16EXR-U	3004	P16R				4501	PW16TT	4708	IW16TT	5305	IW16	0.032
1982-1981	V8-5.2	M		3031	W16EXR-U	3004	P16R				4501	PW16TT	4708	IW16TT	5305	IW16	0.032
1982-1981	V8-5.2	N		3031	W16EXR-U	3004	P16R				4501	PW16TT	4708	IW16TT	5305	IW16	0.032
1980-1978	L6-3.7	C		5020	T14PR-U												0.035
1980-1978	L6-3.7	D		5020	T14PR-U												0.035
1980-1978	V8-5.2	H		3031	W16EXR-U	3004	P16R				4501	PW16TT	4708	IW16TT	5305	IW16	0.032
1980-1977	V8-5.2	G		3031	W16EXR-U	3004	P16R				4501	PW16TT	4708	IW16TT	5305	IW16	0.032
1979-1978	V8-5.9	J		3031	W16EXR-U	3004	P16R				4501	PW16TT	4708	IW16TT	5305	IW16	0.032
1979-1978	V8-5.9	K		3031	W16EXR-U	3004	P16R				4501	PW16TT	4708	IW16TT	5305	IW16	0.032
1979-1978	V8-5.9	L		3031	W16EXR-U	3004	P16R				4501	PW16TT	4708	IW16TT	5305	IW16	0.032



YEAR ANNEE AÑO	CYL	ENGINE MOTEUR MOTOR	NOTES/NOTAS	OE Types						Twin-Tip (TT) Technology				High Performance		GAP ECART. BRECHA	
				U-GROOVE (Standard)		DOUBLE PLATINUM		IRIDIUM LONG-LIFE		PLATINUM TT		IRIDIUM TT		IRIDIUM POWER / IRIDIUM RACING			
				STOCK STOCK BOLSA	PLUG BOUGIE BUJIA	STOCK STOCK BOLSA	PLUG BOUGIE BUJIA	STOCK STOCK BOLSA	PLUG BOUGIE BUJIA	STOCK STOCK BOLSA	PLUG BOUGIE BUJIA	STOCK STOCK BOLSA	PLUG BOUGIE BUJIA	STOCK STOCK BOLSA	PLUG BOUGIE BUJIA		
DODGE [continued]																	
DURANGO																	
2014-2013	V6-3.6	ERB							3461	SXU22HCR11S					5356	IXUH22I	0.044
2014-2013	V8-5.7	EZH							3417	SK16HR11	4505	PKH16TT	4703	IKH16TT	5343	IKH16	0.044
2012	V6-3.6	ERB							3461	SXU22HCR11S				5353	IXUH22	0.044	
2012	V8-5.7	EZH										4703	IKH16TT	5343	IKH16	0.040	
2011	V6-3.6	G							3461	SXU22HCR11S				5353	IXUH22	0.044	
2011	V8-5.7	T										4703	IKH16TT	5343	IKH16	0.040	
2009	V6-3.7	K		3169	KJ20CR-L11	3247	PKJ20CR-L11	3371	SKJ20CR-A8	4504	PK20TT	4702	IK20TT	5358	IK20L	0.044	
2009	V8-4.7	P							3433	SK20HPR-L11		4704	IKH20TT	5344	IKH20	0.044	
2009	V8-5.7	EZH										4703	IKH16TT	5343	IKH16	0.040	
2009	V8-5.7	T								4505	PKH16TT	4703	IKH16TT	5343	IKH16	0.040	
2008-2006	V8-5.7	Z										4717	ITL16TT	5349	ITL16	0.040	
2008-2004	V6-3.7	K		3169	KJ20CR-L11	3247	PKJ20CR-L11	3371	SKJ20CR-A8	4504	PK20TT	4702	IK20TT	5358	IK20L	0.044	
2008	V8-4.7	N							3433	SK20HPR-L11		4704	IKH20TT	5344	IKH20	0.044	
2007-2006	V8-4.7	P		3120	K16R-U11	3134	PK16R11	3324	SK16R11	4503	PK16TT	4701	IK16TT	5357	IK16L	0.044	
2007-2003	V8-4.7	N		3120	K16R-U11	3134	PK16R11	3324	SK16R11	4503	PK16TT	4701	IK16TT	5357	IK16L	0.044	
2005-2004	V8-5.7	D										4717	ITL16TT	5349	ITL16	0.040	
2003-2001	V8-5.9	Z		3232	QJ16AR-U							4701	IK16TT	5357	IK16L	0.032	
2002-2000	V8-4.7	N		3120	K16R-U11	3134	PK16R11	3324	SK16R11	4503	PK16TT	4701	IK16TT	5303	IK16	0.044	
2000-1998	V8-5.2	Y		3130	K16PR-U11	3264	PK16PR11	3395	SK16PR-L11	4503	PK16TT	4701	IK16TT	5357	IK16L	0.044	
2000-1998	V8-5.9	Z		3130	K16PR-U11	3264	PK16PR11	3395	SK16PR-L11	4503	PK16TT	4701	IK16TT	5357	IK16L	0.044	
1999-1998	V6-3.9	X		3130	K16PR-U11	3264	PK16PR11	3395	SK16PR-L11	4503	PK16TT	4701	IK16TT	5357	IK16L	0.044	
DYNASTY																	
1993-1990	V6-3.3	R		3014	W14EXR-U11												0.044
1993-1989	V6-3.0	3		3021	W16EPR-U					4501	PW16TT	4708	IW16TT	5305	IW16	0.032	
1993-1988	L4-2.5	K		3031	W16EXR-U	3004	P16R			4501	PW16TT	4708	IW16TT	5305	IW16	0.032	
1988	V6-3.0	3		3032	W16EXR-U11					4501	PW16TT	4708	IW16TT	5305	IW16	0.044	
GRAND CARAVAN																	
2014-2013	V6-3.6	ERB							3461	SXU22HCR11S					5356	IXUH22I	0.044
2012-2011	V6-3.6	ERB							3461	SXU22HCR11S					5353	IXUH22	0.044
2011	V6-3.6	G							3461	SXU22HCR11S				5353	IXUH22	0.044	
2010-2009	V6-3.8	1										4717	ITL16TT	5349	ITL16	0.040	
2010-2008	V6-4.0	X		5018	QJ16HR-U												0.035
2010	V6-3.3	EGV										4717	ITL16TT	5349	ITL16	0.040	
2009	V6-3.3	E										4717	ITL16TT	5349	ITL16	0.040	
2008	V6-3.3	H										4717	ITL16TT	5349	ITL16	0.040	
2008	V6-3.8	P										4717	ITL16TT	5349	ITL16	0.040	
2007-2005	V6-3.3	E										4717	ITL16TT	5349	ITL16	0.040	
2007-2001	V6-3.3	R										4717	ITL16TT	5349	ITL16	0.040	
2007-2001	V6-3.8	L										4717	ITL16TT	5349	ITL16	0.040	
2003-2001	V6-3.3	3										4717	ITL16TT	5349	ITL16	0.040	



YEAR ANEE AÑO	CYL	ENGINE MOTEUR MOTOR	NOTES/NOTAS	OE Types						Twin-Tip (TT) Technology				High Performance		GAP ECART. BRECHA	
				U-GROOVE (Standard)		DOUBLE PLATINUM		IRIDIUM LONG-LIFE		PLATINUM TT		IRIDIUM TT		IRIDIUM POWER / IRIDIUM RACING			
				STOCK STOCK BOLSA	PLUG BOUGIE BUJIA	STOCK STOCK BOLSA	PLUG BOUGIE BUJIA	STOCK STOCK BOLSA	PLUG BOUGIE BUJIA	STOCK STOCK BOLSA	PLUG BOUGIE BUJIA	STOCK STOCK BOLSA	PLUG BOUGIE BUJIA	STOCK STOCK BOLSA	PLUG BOUGIE BUJIA		
DODGE [continued]																	
GRAND CARAVAN [continued]																	
2001	V6-3.3	G															0.040
2000-1999	V6-3.3	EGM		3032	W16EXR-U11	3239	P16R13				4501	PW16TT	4708	IW16TT	5305	IW16	0.050
2000-1996	V6-3.3	R		3032	W16EXR-U11	3239	P16R13				4501	PW16TT	4708	IW16TT	5305	IW16	0.050
2000-1992	V6-3.0	3		3021	W16EPR-U						4501	PW16TT	4708	IW16TT	5305	IW16	0.032
2000	V6-3.8	L		3032	W16EXR-U11	3239	P16R13				4501	PW16TT	4708	IW16TT	5305	IW16	0.050
1999-1996	V6-3.8	L		3031	W16EXR-U	3004	P16R				4501	PW16TT	4708	IW16TT	5305	IW16	0.044
1998	V6-3.3	G		3032	W16EXR-U11	3239	P16R13				4501	PW16TT	4708	IW16TT	5305	IW16	0.050
1997-1996	L4-2.4	B		3130	K16PR-U11	3264	PK16PR11	3395	SK16PR-L11		4503	PK16TT	4701	IK16TT	5303	IK16	0.044
1996	V6-3.3	J		3014	W14EXR-U11												0.044
1995-1994	V6-3.8	L		3032	W16EXR-U11	3004	P16R				4501	PW16TT	4708	IW16TT	5305	IW16	0.044
1995	V6-3.3	R		3032	W16EXR-U11	3239	P16R13				4501	PW16TT	4708	IW16TT	5305	IW16	0.044
1994-1990	V6-3.3	R		3014	W14EXR-U11												0.044
1989	V6-3.0	3		3021	W16EPR-U						4501	PW16TT	4708	IW16TT	5305	IW16	0.032
1988	L4-2.5	K		3031	W16EXR-U	3004	P16R				4501	PW16TT	4708	IW16TT	5305	IW16	0.032
1988	V6-3.0	3		3032	W16EXR-U11	3004	P16R				4501	PW16TT	4708	IW16TT	5305	IW16	0.044
INTREPID																	
2004-2002	V6-3.5	M		5018	QJ16HR-U												0.035
2004-2001	V6-3.5	G		5018	QJ16HR-U												0.035
2004-2000	V6-3.5	V		5018	QJ16HR-U												0.035
2004-1999	V6-2.7	R													5350	ITL20	0.044
2001-2000	V6-2.7	U													5350	ITL20	0.044
2001-1998	V6-3.2	EGW		5018	QJ16HR-U												0.035
1998	V6-2.7	R											4717	ITL16TT	5349	ITL16	0.040
1997-1993	V6-3.3	T		3032	W16EXR-U11	3004	P16R				4501	PW16TT	4708	IW16TT	5305	IW16	0.044
1997-1993	V6-3.5	F		5018	QJ16HR-U												0.035
1995-1994	V6-3.3	U		3032	W16EXR-U11	3004	P16R				4501	PW16TT	4708	IW16TT	5305	IW16	0.044
JOURNEY																	
2014-2013	L4-2.4	ED3		3132	KJ16CR-L11						4503	PK16TT	4701	IK16TT	5303	IK16	0.044
2014-2013	V6-3.6	ERB						3461	SXU22HCR11S						5356	IXUH22I	0.044
2012	L4-2.4	ED3		3132	KJ16CR-L11	3246	PKJ16CR-L11	3396	SKJ16CR-L11		4503	PK16TT	4701	IK16TT	5357	IK16L	0.044
2012	V6-3.6	ERB						3461	SXU22HCR11S						5353	IXUH22	0.044
2011	L4-2.4	B		3132	KJ16CR-L11	3246	PKJ16CR-L11	3396	SKJ16CR-L11		4503	PK16TT	4701	IK16TT	5357	IK16L	0.044
2011	V6-3.6	G						3461	SXU22HCR11S						5353	IXUH22	0.044
2010-2009	L4-2.4	ED3		3132	KJ16CR-L11	3246	PKJ16CR-L11	3396	SKJ16CR-L11		4503	PK16TT	4701	IK16TT	5357	IK16L	0.044
2010	L4-2.4	B											4701	IK16TT	5357	IK16L	0.040
2010	L4-2.4	EDG				3175	PKJ16CR8	3370	SKJ16CR-A8		4503	PK16TT	4701	IK16TT	5357	IK16L	0.032
2010	V6-3.5	V		5018	QJ16HR-U								4706	IQ16TT	5301	IQ16	0.035
2009	L4-2.4	EDG		3311	KJ16CR-U11	3246	PKJ16CR-L11	3396	SKJ16CR-L11		4503	PK16TT	4701	IK16TT	5357	IK16L	0.044
2009	V6-3.5	V		5018	QJ16HR-U												0.035
LANCER																	
1989-1988	L4-2.2	A	T	3031	W16EXR-U	3004	P16R				4501	PW16TT	4708	IW16TT	5305	IW16	0.032



YEAR ANNEE AÑO	CYL	ENGINE MOTEUR MOTOR	NOTES/NOTAS	OE Types						Twin-Tip (TT) Technology				High Performance		GAP ECART. BRECHA	
				U-GROOVE (Standard)		DOUBLE PLATINUM		IRIDIUM LONG-LIFE		PLATINUM TT		IRIDIUM TT		IRIDIUM POWER / IRIDIUM RACING			
				STOCK STOCK BOLSA	PLUG BOUGIE BUJIA	STOCK STOCK BOLSA	PLUG BOUGIE BUJIA	STOCK STOCK BOLSA	PLUG BOUGIE BUJIA	STOCK STOCK BOLSA	PLUG BOUGIE BUJIA	STOCK STOCK BOLSA	PLUG BOUGIE BUJIA	STOCK STOCK BOLSA	PLUG BOUGIE BUJIA		
DODGE [continued]																	
LANCER [continued]																	
1989-1986	L4-2.5	K		3031	W16EXR-U	3004	P16R				4501	PW16TT	4708	IW16TT	5305	IW16	0.032
1989-1985	L4-2.2	D		3031	W16EXR-U	3004	P16R				4501	PW16TT	4708	IW16TT	5305	IW16	0.032
1989	L4-2.5	J	T	3031	W16EXR-U	3004	P16R				4501	PW16TT	4708	IW16TT	5305	IW16	0.032
1988-1985	L4-2.2	E	T	3031	W16EXR-U	3004	P16R				4501	PW16TT	4708	IW16TT	5305	IW16	0.032
1962-1961	L6-3.7			3031	W16EXR-U	3004	P16R				4501	PW16TT	4708	IW16TT	5305	IW16	0.032
1962-1961	V8-6.7			3037	W16PR-U												0.027
1962	L6-2.8			3013	W14EXR-U												0.032
M300																	
1974	V8-5.2	G		3013	W14EXR-U												0.032
1974	V8-7.2	A		3037	W16PR-U												0.027
M350																	
1974	V8-5.2	G		3013	W14EXR-U												0.032
1974	V8-7.2	A		3037	W16PR-U												0.027
MAGNUM																	
2008-2007	V6-2.7	T											4717	ITL16TT	5349	ITL16	0.040
2008-2007	V8-6.1	3													5350	ITL20	0.044
2008-2005	V6-3.5	V		5018	QJ16HR-U												0.035
2008-2005	V8-5.7	2											4717	ITL16TT	5349	ITL16	0.040
2006-2005	V6-2.7	T													5350	ITL20	0.044
2006	V8-6.1	3											4717	ITL16TT	5349	ITL16	0.040
1979-1978	V8-5.2	G		3031	W16EXR-U	3004	P16R				4501	PW16TT	4708	IW16TT	5305	IW16	0.032
1979-1978	V8-5.2	H		3031	W16EXR-U	3004	P16R				4501	PW16TT	4708	IW16TT	5305	IW16	0.032
1979-1978	V8-5.9	J		3031	W16EXR-U	3004	P16R				4501	PW16TT	4708	IW16TT	5305	IW16	0.032
1979-1978	V8-5.9	K		3031	W16EXR-U	3004	P16R				4501	PW16TT	4708	IW16TT	5305	IW16	0.032
1979-1978	V8-5.9	L		3031	W16EXR-U	3004	P16R				4501	PW16TT	4708	IW16TT	5305	IW16	0.032
1978	V8-6.6	N		6021	W14PR-U												0.027
1978	V8-6.6	P		6021	W14PR-U												0.027
MATADOR																	
1960	V8-5.2			3037	W16PR-U												0.027
1960	V8-5.9			3037	W16PR-U												0.027
1960	V8-6.3			3037	W16PR-U												0.027
MINI RAM																	
1988-1987	L4-2.5	K		3031	W16EXR-U	3004	P16R				4501	PW16TT	4708	IW16TT	5305	IW16	0.032
1988-1987	V6-3.0	3		3032	W16EXR-U11	3004	P16R				4501	PW16TT	4708	IW16TT	5305	IW16	0.044
1987-1984	L4-2.2	C		3031	W16EXR-U	3004	P16R				4501	PW16TT	4708	IW16TT	5305	IW16	0.032
1987-1984	L4-2.6	G		3032	W16EXR-U11	3004	P16R				4501	PW16TT	4708	IW16TT	5305	IW16	0.044
MIRADA																	
1983	L6-3.7	H		5020	T14PR-U												0.035
1983	V8-5.2	P		3031	W16EXR-U	3004	P16R				4501	PW16TT	4708	IW16TT	5305	IW16	0.032
1982-1981	L6-3.7	E		5020	T14PR-U												0.035



YEAR ANNEE AÑO	CYL	ENGINE MOTEUR MOTOR	NOTES/NOTAS	OE Types						Twin-Tip (TT) Technology				High Performance		GAP ECART. BRECHA	
				U-GROOVE (Standard)		DOUBLE PLATINUM		IRIDIUM LONG-LIFE		PLATINUM TT		IRIDIUM TT		IRIDIUM POWER / IRIDIUM RACING			
				STOCK STOCK BOLSA	PLUG BOUCIE BUJIA	STOCK STOCK BOLSA	PLUG BOUCIE BUJIA	STOCK STOCK BOLSA	PLUG BOUCIE BUJIA	STOCK STOCK BOLSA	PLUG BOUCIE BUJIA	STOCK STOCK BOLSA	PLUG BOUCIE BUJIA	STOCK STOCK BOLSA	PLUG BOUCIE BUJIA		
DODGE [continued]																	
MIRADA [continued]																	
1982-1981	V8-5.2	K		3031	W16EXR-U	3004	P16R				4501	PW16TT	4708	IW16TT	5305	IW16	0.032
1982-1981	V8-5.2	M		3031	W16EXR-U	3004	P16R				4501	PW16TT	4708	IW16TT	5305	IW16	0.032
1980	L6-3.7	C		5020	T14PR-U												0.035
1980	L6-3.7	D		5020	T14PR-U												0.035
1980	V8-5.2	G		3031	W16EXR-U	3004	P16R				4501	PW16TT	4708	IW16TT	5305	IW16	0.032
1980	V8-5.2	H		3031	W16EXR-U	3004	P16R				4501	PW16TT	4708	IW16TT	5305	IW16	0.032
1980	V8-5.9	L		3031	W16EXR-U	3004	P16R				4501	PW16TT	4708	IW16TT	5305	IW16	0.032
MONACO																	
1992-1991	V6-3.0	Z7X-715		5032	T20EPR-U						4512	PT20TT	4714	IT20TT	5326	IT20	0.032
1991-1990	V6-3.0	Z7X-711		5032	T20EPR-U						4512	PT20TT	4714	IT20TT	5326	IT20	0.032
1978-1977	L6-3.7	C		5020	T14PR-U												0.035
1978-1977	L6-3.7	D		5020	T14PR-U												0.035
1978-1977	V8-5.2	G		3031	W16EXR-U	3004	P16R				4501	PW16TT	4708	IW16TT	5305	IW16	0.032
1978-1977	V8-5.9	L		3031	W16EXR-U	3004	P16R				4501	PW16TT	4708	IW16TT	5305	IW16	0.032
1978-1975	V8-6.6	N		6021	W14PR-U												0.027
1978-1975	V8-6.6	P		6021	W14PR-U												0.027
1978-1974	V8-5.9	J		3031	W16EXR-U	3004	P16R				4501	PW16TT	4708	IW16TT	5305	IW16	0.032
1978-1974	V8-7.2	U		3037	W16PR-U												0.027
1978-1971	V8-5.9	K		3031	W16EXR-U	3004	P16R				4501	PW16TT	4708	IW16TT	5305	IW16	0.032
1978	V8-5.2	H		3031	W16EXR-U	3004	P16R				4501	PW16TT	4708	IW16TT	5305	IW16	0.032
1976-1975	V8-5.2	G		3013	W14EXR-U												0.032
1976-1972	V8-6.6	M		3037	W16PR-U												0.027
1976-1970	V8-7.2	T		3037	W16PR-U												0.027
1975	V8-5.9	L		3031	W16EXR-U	3004	P16R				4501	PW16TT	4708	IW16TT	5305	IW16	0.032
1974	V8-6.6	N		3037	W16PR-U												0.027
1971-1970	V8-6.3	L		3037	W16PR-U												0.027
1971-1970	V8-6.3	N		3037	W16PR-U												0.027
1970	V8-5.2	G		3031	W16EXR-U	3004	P16R				4501	PW16TT	4708	IW16TT	5305	IW16	0.032
1969-1968	V8-5.2	F		3031	W16EXR-U	3004	P16R				4501	PW16TT	4708	IW16TT	5305	IW16	0.032
1969-1968	V8-7.2	K		3037	W16PR-U												0.027
1969-1967	V8-6.3	G		3037	W16PR-U												0.027
1969-1967	V8-6.3	H		3037	W16PR-U												0.027
1968	V8-7.2	L		3037	W16PR-U												0.027
1967-1966	V8-7.2			3037	W16PR-U												0.027
1966-1965	V8-6.3			3037	W16PR-U												0.027
1966-1965	V8-7.0			3037	W16PR-U												0.027
1965	V8-6.7			3037	W16PR-U												0.027
NEON																	
2005-2004	L4-2.4	S	T										4717	ITL16TT	5349	ITL16	0.040
2005	L4-2.0			3145	K20PR-U	3245	PK20PR-P8	3403	SK20PR-A8	4504	PK20TT	4702	IK20TT	5304	IK20		0.032
2004-2001	L4-2.0	C		3145	K20PR-U	3245	PK20PR-P8	3403	SK20PR-A8	4504	PK20TT	4702	IK20TT	5304	IK20		0.032



YEAR ANNEE AÑO	CYL	ENGINE MOTEUR MOTOR	NOTES/NOTAS	OE Types						Twin-Tip (TT) Technology				High Performance		GAP ECART. BRECHA
				U-GROOVE (Standard)		DOUBLE PLATINUM		IRIDIUM LONG-LIFE		PLATINUM TT		IRIDIUM TT		IRIDIUM POWER / IRIDIUM RACING		
				STOCK STOCK BOLSA	PLUG BOUGIE BUJIA	STOCK STOCK BOLSA	PLUG BOUGIE BUJIA	STOCK STOCK BOLSA	PLUG BOUGIE BUJIA	STOCK STOCK BOLSA	PLUG BOUGIE BUJIA	STOCK STOCK BOLSA	PLUG BOUGIE BUJIA	STOCK STOCK BOLSA	PLUG BOUGIE BUJIA	
DODGE [continued]																
NEON [continued]																
2004-2001	L4-2.0	F		3145	K20PR-U	3245	PK20PR-P8	3403	SK20PR-A8	4504	PK20TT	4702	IK20TT	5304	IK20	0.032
2003	L4-2.4		T									4717	ITL16TT	5349	ITL16	0.040
2002-2001	L4-2.0			3145	K20PR-U	3245	PK20PR-P8	3403	SK20PR-A8	4504	PK20TT	4702	IK20TT	5304	IK20	0.032
2002	L4-2.0	C	ES,	3145	K20PR-U	3245	PK20PR-P8			4504	PK20TT	4702	IK20TT	5304	IK20	0.032
2000	L4-2.0	C		3007	Q20PR-U					4508	PQ20TT	4707	IQ20TT	5302	IQ20	0.032
1999	L4-2.0	C		3145	K20PR-U	3245	PK20PR-P8	3403	SK20PR-A8	4504	PK20TT	4702	IK20TT	5304	IK20	0.032
1999	L4-2.0	Y		3145	K20PR-U	3245	PK20PR-P8	3403	SK20PR-A8	4504	PK20TT	4702	IK20TT	5304	IK20	0.032
1998-1997	L4-2.0	Y						3403	SK20PR-A8							0.032
1998-1997	L4-2.0	ECC		3145	K20PR-U	3245	PK20PR-P8			4504	PK20TT	4702	IK20TT	5304	IK20	0.032
1998-1995	L4-2.0	ECB		3007	Q20PR-U					4508	PQ20TT	4707	IQ20TT	5302	IQ20	0.032
1997	L4-2.0	C						3403	SK20PR-A8							0.032
1996	L4-2.0	Y				3245	PK20PR-P8	3403	SK20PR-A8							0.032
1996	L4-2.0	ECC		3145	K20PR-U					4504	PK20TT	4702	IK20TT	5304	IK20	0.032
1995	L4-2.0	ECC		3145	K20PR-U	3245	PK20PR-P8			4504	PK20TT	4702	IK20TT	5304	IK20	0.032
1995	L4-2.0	Y		3007	Q20PR-U			3403	SK20PR-A8	4508	PQ20TT	4707	IQ20TT	5302	IQ20	0.032
NITRO																
2011-2008	V6-3.7	K		3169	KJ20CR-L11	3247	PKJ20CR-L11	3371	SKJ20CR-A8	4504	PK20TT	4702	IK20TT	5358	IK20L	0.044
2011	V6-4.0	X								4507	PQ16TT	4706	IQ16TT	5301	IQ16	0.040
2010	V6-4.0	X		5018	QJ16HR-U							4706	IQ16TT	5301	IQ16	0.035
2009	V6-4.0	X		5018	QJ16HR-U											0.035
2008-2007	V6-4.0	6		5018	QJ16HR-U											0.035
2007	V6-3.7	K		5018	QJ16HR-U											0.035
OMNI																
1990-1988	L4-2.2	D		3031	W16EXR-U	3004	P16R			4501	PW16TT	4708	IW16TT	5305	IW16	0.032
1987-1983	L4-2.2	C		3031	W16EXR-U	3004	P16R			4501	PW16TT	4708	IW16TT	5305	IW16	0.032
1986-1985	L4-2.2	E	T	3031	W16EXR-U	3004	P16R			4501	PW16TT	4708	IW16TT	5305	IW16	0.032
1986-1984	L4-2.2	8		3031	W16EXR-U	3004	P16R			4501	PW16TT	4708	IW16TT	5305	IW16	0.032
1986-1983	L4-1.6	A		3031	W16EXR-U	3004	P16R			4501	PW16TT	4708	IW16TT	5305	IW16	0.032
1983	L4-1.7	B		3031	W16EXR-U	3004	P16R			4501	PW16TT	4708	IW16TT	5305	IW16	0.032
1982-1981	L4-2.2	B		3031	W16EXR-U	3004	P16R			4501	PW16TT	4708	IW16TT	5305	IW16	0.032
1982-1978	L4-1.7	A		3031	W16EXR-U	3004	P16R			4501	PW16TT	4708	IW16TT	5305	IW16	0.032
P100																
1968	L6-3.7	6		3031	W16EXR-U	3004	P16R			4501	PW16TT	4708	IW16TT	5305	IW16	0.032
P200																
1972-1971	L6-3.7	B		3031	W16EXR-U	3004	P16R			4501	PW16TT	4708	IW16TT	5305	IW16	0.032
1972-1971	V8-5.9	Y		3031	W16EXR-U	3004	P16R			4501	PW16TT	4708	IW16TT	5305	IW16	0.032
1970-1968	L6-3.7	6		3031	W16EXR-U	3004	P16R			4501	PW16TT	4708	IW16TT	5305	IW16	0.032
1970	V8-5.9	8		3031	W16EXR-U	3004	P16R			4501	PW16TT	4708	IW16TT	5305	IW16	0.032
P300																
1972-1971	L6-3.7	B		3031	W16EXR-U	3004	P16R			4501	PW16TT	4708	IW16TT	5305	IW16	0.032



YEAR ANEE AÑO	CYL	ENGINE MOTEUR MOTOR	NOTES/NOTAS	OE Types						Twin-Tip (TT) Technology				High Performance		GAP ECART. BRECHA	
				U-GROOVE (Standard)		DOUBLE PLATINUM		IRIDIUM LONG-LIFE		PLATINUM TT		IRIDIUM TT		IRIDIUM POWER / IRIDIUM RACING			
				STOCK STOCK BOLSA	PLUG BOUCIE BUJIA	STOCK STOCK BOLSA	PLUG BOUCIE BUJIA	STOCK STOCK BOLSA	PLUG BOUCIE BUJIA	STOCK STOCK BOLSA	PLUG BOUCIE BUJIA	STOCK STOCK BOLSA	PLUG BOUCIE BUJIA	STOCK STOCK BOLSA	PLUG BOUCIE BUJIA		
DODGE [continued]																	
P300 [continued]																	
1972-1971	V8-5.9	Y		3031	W16EXR-U	3004	P16R				4501	PW16TT	4708	IW16TT	5305	IW16	0.032
1972	L6-3.7	X		3013	W14EXR-U												0.032
1970-1968	L6-3.7	6		3031	W16EXR-U	3004	P16R				4501	PW16TT	4708	IW16TT	5305	IW16	0.032
P375																	
1968	V8-5.9	8		3031	W16EXR-U	3004	P16R				4501	PW16TT	4708	IW16TT	5305	IW16	0.032
PICKUP PICKUP																	
1960	L6-2.8			3013	W14EXR-U												0.032
1959	V8-5.2			3037	W16PR-U												0.027
POLARA																	
1973-1972	V8-6.6	M		3037	W16PR-U												0.027
1973-1971	V8-5.9	K		3031	W16EXR-U	3004	P16R				4501	PW16TT	4708	IW16TT	5305	IW16	0.032
1973-1970	V8-5.2	G		3031	W16EXR-U	3004	P16R				4501	PW16TT	4708	IW16TT	5305	IW16	0.032
1973-1970	V8-7.2	T		3037	W16PR-U												0.027
1971-1970	L6-3.7	C		3013	W14EXR-U												0.032
1971-1970	V8-6.3	L		3037	W16PR-U												0.027
1971-1970	V8-6.3	N		3037	W16PR-U												0.027
1969-1968	V8-5.2	F		3031	W16EXR-U	3004	P16R				4501	PW16TT	4708	IW16TT	5305	IW16	0.032
1969-1968	V8-6.3	G		3037	W16PR-U												0.027
1969-1968	V8-6.3	H		3037	W16PR-U												0.027
1969-1968	V8-7.2	K		3037	W16PR-U												0.027
1968	V8-7.2	L		3037	W16PR-U												0.027
1967-1966	V8-7.2			3037	W16PR-U												0.027
1967-1964	V8-4.5			3031	W16EXR-U	3004	P16R				4501	PW16TT	4708	IW16TT	5305	IW16	0.032
1967-1964	V8-7.0			3037	W16PR-U												0.027
1967-1960	V8-6.3			3037	W16PR-U												0.027
1967	V8-5.2			3031	W16EXR-U	3004	P16R				4501	PW16TT	4708	IW16TT	5305	IW16	0.032
1966-1960	V8-5.2			3037	W16PR-U												0.027
1965	V8-6.7			3037	W16PR-U												0.027
1964-1963	L6-2.8			3013	W14EXR-U												0.032
1964-1963	L6-3.7			3031	W16EXR-U	3004	P16R				4501	PW16TT	4708	IW16TT	5305	IW16	0.032
1964-1960	V8-5.9			3037	W16PR-U												0.027
1963	V8-6.8			3037	W16PR-U												0.027
1962-1961	V8-6.7			3037	W16PR-U												0.027
POWER RAM 50																	
1986-1984	L4-2.6	E		3032	W16EXR-U11	3004	P16R				4501	PW16TT	4708	IW16TT	5305	IW16	0.044
1984	L4-2.0	D		3046	W20EPR-S11	3116	P20PR-S11				4502	PW20TT	4709	IW20TT	5306	IW20	0.044
1983	L4-2.0	5		3212	W20EXR-U11	3238	P20R11				4502	PW20TT	4709	IW20TT	5306	IW20	0.044
1983	L4-2.6	7		3032	W16EXR-U11	3004	P16R				4501	PW16TT	4708	IW16TT	5305	IW16	0.044
RAIDER																	
1989-1987	L4-2.6	E		3032	W16EXR-U11	3004	P16R				4501	PW16TT	4708	IW16TT	5305	IW16	0.044



YEAR ANNEE AÑO	CYL	ENGINE MOTEUR MOTOR	NOTES/NOTAS	OE Types						Twin-Tip (TT) Technology				High Performance		GAP ECART. BRECHA
				U-GROOVE (Standard)		DOUBLE PLATINUM		IRIDIUM LONG-LIFE		PLATINUM TT		IRIDIUM TT		IRIDIUM POWER / IRIDIUM RACING		
				STOCK STOCK BOLSA	PLUG BOUGIE BUJIA	STOCK STOCK BOLSA	PLUG BOUGIE BUJIA	STOCK STOCK BOLSA	PLUG BOUGIE BUJIA	STOCK STOCK BOLSA	PLUG BOUGIE BUJIA	STOCK STOCK BOLSA	PLUG BOUGIE BUJIA	STOCK STOCK BOLSA	PLUG BOUGIE BUJIA	
DODGE [continued]																
RAIDER [continued]																
1989	V6-3.0	S		3032	W16EXR-U11	3004	P16R			4501	PW16TT	4708	IW16TT	5305	IW16	0.044
RAM 50																
1993	L4-2.4	G		3032	W16EXR-U11	3004	P16R			4501	PW16TT	4708	IW16TT	5305	IW16	0.044
1992-1990	L4-2.4	W		3032	W16EXR-U11	3004	P16R			4501	PW16TT	4708	IW16TT	5305	IW16	0.044
1991-1990	V6-3.0	S		3032	W16EXR-U11	3004	P16R			4501	PW16TT	4708	IW16TT	5305	IW16	0.044
1989-1984	L4-2.0	D		3046	W20EPR-S11	3116	P20PR-S11			4502	PW20TT	4709	IW20TT	5306	IW20	0.044
1989-1984	L4-2.6	E		3032	W16EXR-U11	3004	P16R			4501	PW16TT	4708	IW16TT	5305	IW16	0.044
1983	L4-2.0	5		3212	W20EXR-U11	3238	P20R11			4502	PW20TT	4709	IW20TT	5306	IW20	0.044
1983	L4-2.6	7		3032	W16EXR-U11	3004	P16R			4501	PW16TT	4708	IW16TT	5305	IW16	0.044
RAM 1500 PICKUP																
2010-2009	V8-5.7	T		6076	K16HPR-U11			3417	SK16HR11	4505	PKH16TT	4703	IKH16TT	5343	IKH16	0.044
2010-2008	V6-3.7	K		3169	KJ20CR-L11	3247	PKJ20CR-L11	3371	SKJ20CR-A8	4504	PKJ20TT	4702	IKJ20TT	5358	IKJ20L	0.044
2010	V8-4.7	P		3381	K20HR-U11			3433	SK20HPR-L11	4506	PKH20TT	4704	IKH20TT	5344	IKH20	0.044
2009	V8-4.7	P						3433	SK20HPR-L11			4704	IKH20TT	5344	IKH20	0.044
2008-2006	V8-5.7	Z										4717	ITL16TT	5349	ITL16	0.040
2008-2003	V8-5.7	D										4717	ITL16TT	5349	ITL16	0.040
2008	V8-4.7	N						3433	SK20HPR-L11			4704	IKH20TT	5344	IKH20	0.044
2007-2004	V8-4.7	N		3120	K16R-U11	3134	PK16R11	3324	SK16R11	4503	PK16TT	4701	IK16TT	5357	IK16L	0.044
2007-2004	V8-4.7	P		3120	K16R-U11	3134	PK16R11	3324	SK16R11	4503	PK16TT	4701	IK16TT	5357	IK16L	0.044
2007	V6-3.7	K		3120	K16R-U11	3134	PK16R11	3324	SK16R11	4503	PK16TT	4701	IK16TT	5357	IK16L	0.044
2006-2004	V10-8.3			5018	QJ16HR-U											0.035
2006-2002	V6-3.7	K		3169	KJ20CR-L11	3247	PKJ20CR-L11	3371	SKJ20CR-A8	4504	PKJ20TT	4702	IKJ20TT	5358	IKJ20L	0.044
2003-2002	V8-4.7	N		3120	K16R-U11	3134	PK16R11	3324	SK16R11	4503	PK16TT	4701	IK16TT	5303	IK16	0.044
2003-2000	V8-5.9	Z		3232	QJ16AR-U							4701	IK16TT	5357	IK16L	0.032
2001-2000	V6-3.9	X		3232	QJ16AR-U							4701	IK16TT	5357	IK16L	0.032
2001-2000	V8-5.2	Y		3232	QJ16AR-U							4701	IK16TT	5357	IK16L	0.032
1999-1998	V6-3.9	X		3130	K16PR-U11	3264	PK16PR11	3395	SK16PR-L11	4503	PK16TT	4701	IK16TT	5303	IK16	0.044
1999-1998	V8-5.2	Y		3130	K16PR-U11	3264	PK16PR11	3395	SK16PR-L11	4503	PK16TT	4701	IK16TT	5303	IK16	0.044
1999-1998	V8-5.9	Z		3130	K16PR-U11	3264	PK16PR11	3395	SK16PR-L11	4503	PK16TT	4701	IK16TT	5303	IK16	0.044
1997	V6-3.9	X				3264	PK16PR11	3395	SK16PR-L11	4503	PK16TT	4701	IK16TT	5303	IK16	0.044
1997	V8-5.2	T		3191	K16PR-U	3264	PK16PR11	3395	SK16PR-L11	4503	PK16TT	4701	IK16TT	5303	IK16	0.032
1997	V8-5.2	Y		3191	K16PR-U	3264	PK16PR11	3395	SK16PR-L11	4503	PK16TT	4701	IK16TT	5303	IK16	0.032
1997	V8-5.9	Z		3191	K16PR-U	3264	PK16PR11	3395	SK16PR-L11	4503	PK16TT	4701	IK16TT	5303	IK16	0.032
1996-1995	V8-5.2	T		3191	K16PR-U	3264	PK16PR11	3395	SK16PR-L11	4503	PK16TT	4701	IK16TT	5357	IK16L	0.032
1996-1994	V6-3.9	X		3191	K16PR-U	3264	PK16PR11	3395	SK16PR-L11	4503	PK16TT	4701	IK16TT	5357	IK16L	0.032
1996-1994	V8-5.2	Y		3191	K16PR-U	3264	PK16PR11	3395	SK16PR-L11	4503	PK16TT	4701	IK16TT	5357	IK16L	0.032
1996-1994	V8-5.9	Z		3191	K16PR-U	3264	PK16PR11	3395	SK16PR-L11	4503	PK16TT	4701	IK16TT	5357	IK16L	0.032
RAM 1500 VAN																
2003-2000	V6-3.9	X		3232	QJ16AR-U							4701	IK16TT	5357	IK16L	0.032
2003-2000	V8-5.2	Y		3232	QJ16AR-U							4701	IK16TT	5357	IK16L	0.032
2003-2000	V8-5.9	Z		3232	QJ16AR-U							4701	IK16TT	5357	IK16L	0.032



YEAR ANNEE AÑO	CYL	ENGINE MOTEUR MOTOR	NOTES/NOTAS	OE Types						Twin-Tip (TT) Technology				High Performance		GAP ECART. BRECHA
				U-GROOVE (Standard)		DOUBLE PLATINUM		IRIDIUM LONG-LIFE		PLATINUM TT		IRIDIUM TT		IRIDIUM POWER / IRIDIUM RACING		
				STOCK STOCK BOLSA	PLUG BOUGIE BUJIA	STOCK STOCK BOLSA	PLUG BOUGIE BUJIA	STOCK STOCK BOLSA	PLUG BOUGIE BUJIA	STOCK STOCK BOLSA	PLUG BOUGIE BUJIA	STOCK STOCK BOLSA	PLUG BOUGIE BUJIA	STOCK STOCK BOLSA	PLUG BOUGIE BUJIA	
DODGE [continued]																
RAM 1500 VAN [continued]																
2003	V8-5.7	D										4717	ITL16TT	5349	ITL16	0.040
1999	V6-3.9	X		3130	K16PR-U11	3264	PK16PR11	3395	SK16PR-L11	4503	PK16TT	4701	IK16TT	5357	IK16L	0.044
1999	V8-5.2	Y		3130	K16PR-U11	3264	PK16PR11	3395	SK16PR-L11	4503	PK16TT	4701	IK16TT	5357	IK16L	0.044
1999	V8-5.9	Z		3130	K16PR-U11	3264	PK16PR11	3395	SK16PR-L11	4503	PK16TT	4701	IK16TT	5357	IK16L	0.044
1997	V6-3.9	X		3191	K16PR-U											0.032
RAM 2500 PICKUP																
2010	V8-5.7	T										4703	IKH16TT	5343	IKH16	0.040
2009	V8-5.7	T								4505	PKH16TT	4703	IKH16TT	5343	IKH16	0.040
2008-2003	V8-5.7	D										4717	ITL16TT	5349	ITL16	0.040
2003-1994	V10-8.0	W		3169	KJ20CR-L11	3247	PKJ20CR-L11	3371	SKJ20CR-A8	4504	PK20TT	4702	IK20TT	5358	IK20L	0.044
2002-2000	V8-5.9	Z		3232	QJ16AR-U											0.032
1999-1998	V8-5.9	Z		3130	K16PR-U11	3264	PK16PR11	3395	SK16PR-L11	4503	PK16TT	4701	IK16TT	5303	IK16	0.044
1997	V8-5.9	Z		3191	K16PR-U	3264	PK16PR11	3395	SK16PR-L11			4701	IK16TT	5303	IK16	0.032
1996-1995	V8-5.2	T		3191	K16PR-U	3264	PK16PR11	3395	SK16PR-L11	4503	PK16TT	4701	IK16TT	5303	IK16	0.032
1996-1995	V8-5.9	5				3004	P16R									0.044
1996-1994	V8-5.2	Y		3191	K16PR-U	3264	PK16PR11	3395	SK16PR-L11	4503	PK16TT	4701	IK16TT	5303	IK16	0.032
1996-1994	V8-5.9	Z		3191	K16PR-U	3264	PK16PR11	3395	SK16PR-L11	4503	PK16TT	4701	IK16TT	5303	IK16	0.032
RAM 2500 VAN																
2003-2000	V8-5.2	T		3232	QJ16AR-U											0.032
2003-2000	V8-5.2	Y		3232	QJ16AR-U											0.032
2003-2000	V8-5.9	Z		3232	QJ16AR-U											0.032
2001	V6-3.9	X		3232	QJ16AR-U											0.032
2000	V8-5.2	2		3232	QJ16AR-U											0.032
1999	V8-5.2	Y		3130	K16PR-U11	3264	PK16PR11	3395	SK16PR-L11	4503	PK16TT					0.044
1999	V8-5.2	2		3232	QJ16AR-U							4701	IK16TT	5303	IK16	0.032
1999	V8-5.2	T		3130	K16PR-U11	3264	PK16PR11	3395	SK16PR-L11	4503	PK16TT	4701	IK16TT	5303	IK16	0.044
1999	V8-5.9	Z		3130	K16PR-U11	3264	PK16PR11	3395	SK16PR-L11	4503	PK16TT	4701	IK16TT	5303	IK16	0.044
1996-1995	V8-5.9	5		3031	W16EXR-U					4501	PW16TT	4708	IW16TT	5305	IW16	0.032
RAM 3500 PICKUP																
2009	V8-5.7	T								4505	PKH16TT	4703	IKH16TT	5343	IKH16	0.040
2008-2003	V8-5.7	D										4717	ITL16TT	5349	ITL16	0.040
2003-1994	V10-8.0	W		3169	KJ20CR-L11	3247	PKJ20CR-L11	3371	SKJ20CR-A8	4504	PK20TT	4702	IK20TT	5358	IK20L	0.044
2002-2000	V8-5.9	5		3232	QJ16AR-U											0.032
2002-2000	V8-5.9	Z		3232	QJ16AR-U											0.032
1999-1998	V8-5.9	5		3130	K16PR-U11	3264	PK16PR11	3395	SK16PR-L11	4503	PK16TT	4701	IK16TT	5303	IK16	0.044
1999-1998	V8-5.9	Z		3130	K16PR-U11	3264	PK16PR11	3395	SK16PR-L11	4503	PK16TT	4701	IK16TT	5303	IK16	0.044
1997-1994	V8-5.9	5		3191	K16PR-U	3264	PK16PR11	3395	SK16PR-L11	4503	PK16TT	4701	IK16TT	5303	IK16	0.032
1997	V8-5.9	Z		3191	K16PR-U	3264	PK16PR11	3395	SK16PR-L11	4503	PK16TT	4701	IK16TT	5303	IK16	0.032
RAM 3500 VAN																
2003-2000	V8-5.2	T		3232	QJ16AR-U											0.032
2003-2000	V8-5.2	Y		3232	QJ16AR-U											0.032



YEAR ANNEE AÑO	CYL	ENGINE MOTEUR MOTOR	NOTES/NOTAS	OE Types						Twin-Tip (TT) Technology				High Performance		GAP ECART. BRECHA	
				U-GROOVE (Standard)		DOUBLE PLATINUM		IRIDIUM LONG-LIFE		PLATINUM TT		IRIDIUM TT		IRIDIUM POWER / IRIDIUM RACING			
				STOCK STOCK BOLSA	PLUG BOUGIE BUJIA	STOCK STOCK BOLSA	PLUG BOUGIE BUJIA	STOCK STOCK BOLSA	PLUG BOUGIE BUJIA	STOCK STOCK BOLSA	PLUG BOUGIE BUJIA	STOCK STOCK BOLSA	PLUG BOUGIE BUJIA	STOCK STOCK BOLSA	PLUG BOUGIE BUJIA		
DODGE [continued]																	
RAM 3500 VAN [continued]																	
2003-2000	V8-5.9	Z		3232	QJ16AR-U												0.032
2000-1999	V8-5.2	2		3232	QJ16AR-U												0.032
1999	V8-5.2	T		3130	K16PR-U11	3264	PK16PR11	3395	SK16PR-L11	4503	PK16TT	4701	IK16TT	5303	IK16		0.044
1999	V8-5.2	Y		3130	K16PR-U11	3264	PK16PR11	3395	SK16PR-L11	4503	PK16TT	4701	IK16TT	5303	IK16		0.044
1999	V8-5.9	Z		3130	K16PR-U11	3264	PK16PR11	3395	SK16PR-L11	4503	PK16TT	4701	IK16TT	5303	IK16		0.044
1994	V8-5.9	Z		5035	T20PR-U					4510	PTF20TT	4716	ITF20TT	5331	ITF20		0.035
RAMCHARGER																	
1993-1992	V8-5.2	Y		3130	K16PR-U11	3264	PK16PR11	3395	SK16PR-L11	4503	PK16TT	4701	IK16TT	5303	IK16		0.044
1993	V8-5.9	Z		3130	K16PR-U11	3264	PK16PR11	3395	SK16PR-L11	4503	PK16TT	4701	IK16TT	5303	IK16		0.044
1992-1989	V8-5.9	Z		3031	W16EXR-U	3004	P16R			4501	PW16TT	4708	IW16TT	5305	IW16		0.032
1991-1988	V8-5.2	Y		3031	W16EXR-U	3004	P16R			4501	PW16TT	4708	IW16TT	5305	IW16		0.032
1988-1984	V8-5.9	W		3031	W16EXR-U	3004	P16R			4501	PW16TT	4708	IW16TT	5305	IW16		0.032
1987-1983	V8-5.2	T		3031	W16EXR-U	3004	P16R			4501	PW16TT	4708	IW16TT	5305	IW16		0.032
1983	V8-5.2	U		3031	W16EXR-U	3004	P16R			4501	PW16TT	4708	IW16TT	5305	IW16		0.032
1982-1981	V8-5.2	P		3031	W16EXR-U	3004	P16R			4501	PW16TT	4708	IW16TT	5305	IW16		0.032
1982-1981	V8-5.2	R		3031	W16EXR-U	3004	P16R			4501	PW16TT	4708	IW16TT	5305	IW16		0.032
1981-1979	V8-5.9	T		3031	W16EXR-U	3004	P16R			4501	PW16TT	4708	IW16TT	5305	IW16		0.032
1980-1979	L6-3.7	N		5020	T14PR-U												0.035
1980-1974	V8-5.2	E		3031	W16EXR-U	3004	P16R			4501	PW16TT	4708	IW16TT	5305	IW16		0.032
1979-1974	V8-5.9	F		3031	W16EXR-U	3004	P16R			4501	PW16TT	4708	IW16TT	5305	IW16		0.032
1979	V8-5.2	P		3031	W16EXR-U	3004	P16R			4501	PW16TT	4708	IW16TT	5305	IW16		0.032
1978-1976	V8-6.6	J		3037	W16PR-U												0.027
1978-1974	V8-7.2	D		3037	W16PR-U												0.027
1978	L6-3.7	B		5020	T14PR-U												0.035
1977-1975	L6-3.7	B		5025	T16PR-U					4509	PTF16TT	4715	ITF16TT	5330	ITF16		0.035
1974	L6-3.7	B		3031	W16EXR-U	3004	P16R			4501	PW16TT	4708	IW16TT	5305	IW16		0.032
1974	V8-5.9	T		3031	W16EXR-U	3004	P16R			4501	PW16TT	4708	IW16TT	5305	IW16		0.032
RAMPAGE																	
1984-1983	L4-2.2	C		3031	W16EXR-U	3004	P16R			4501	PW16TT	4708	IW16TT	5305	IW16		0.032
1982	L4-2.2	B		3031	W16EXR-U	3004	P16R			4501	PW16TT	4708	IW16TT	5305	IW16		0.032
RD200																	
1980	V8-5.2	P		3031	W16EXR-U	3004	P16R			4501	PW16TT	4708	IW16TT	5305	IW16		0.032
1980	V8-5.9	T		3031	W16EXR-U	3004	P16R			4501	PW16TT	4708	IW16TT	5305	IW16		0.032
1978	V8-5.2	E		3031	W16EXR-U	3004	P16R			4501	PW16TT	4708	IW16TT	5305	IW16		0.032
1978	V8-5.9	F		3031	W16EXR-U	3004	P16R			4501	PW16TT	4708	IW16TT	5305	IW16		0.032
ROYAL MINI RAM																	
1987-1984	L4-2.2	C		3031	W16EXR-U	3004	P16R			4501	PW16TT	4708	IW16TT	5305	IW16		0.032
1987-1984	L4-2.6	G		3032	W16EXR-U11	3004	P16R			4501	PW16TT	4708	IW16TT	5305	IW16		0.044
1987	V6-3.0	3		3032	W16EXR-U11	3004	P16R			4501	PW16TT	4708	IW16TT	5305	IW16		0.044



YEAR ANNEE AÑO	CYL	ENGINE MOTEUR MOTOR	NOTES/NOTAS	OE Types						Twin-Tip (TT) Technology				High Performance		GAP ECART. BRECHA		
				U-GROOVE (Standard)		DOUBLE PLATINUM		IRIDIUM LONG-LIFE		PLATINUM TT		IRIDIUM TT		IRIDIUM POWER / IRIDIUM RACING				
				STOCK STOCK BOLSA	PLUG BOUGIE BUJIA	STOCK STOCK BOLSA	PLUG BOUGIE BUJIA	STOCK STOCK BOLSA	PLUG BOUGIE BUJIA	STOCK STOCK BOLSA	PLUG BOUGIE BUJIA	STOCK STOCK BOLSA	PLUG BOUGIE BUJIA	STOCK STOCK BOLSA	PLUG BOUGIE BUJIA			
DODGE [continued]																		
ROYAL MONACO																		
1977-1975	V8-5.9	J		3031	W16EXR-U	3004	P16R				4501	PW16TT	4708	IW16TT	5305	IW16	0.032	
1977-1975	V8-5.9	K		3031	W16EXR-U	3004	P16R				4501	PW16TT	4708	IW16TT	5305	IW16	0.032	
1977-1975	V8-6.6	N		6021	W14PR-U												0.027	
1977-1975	V8-7.2	T		3037	W16PR-U												0.027	
1977-1975	V8-7.2	U		3037	W16PR-U												0.027	
1977	V8-5.2	G		3031	W16EXR-U	3004	P16R				4501	PW16TT	4708	IW16TT	5305	IW16	0.032	
1977	V8-6.6	P		6021	W14PR-U												0.027	
1976-1975	V8-6.6	M		3037	W16PR-U												0.027	
1975	V8-5.2	G		3013	W14EXR-U												0.032	
SHADOW																		
1994-1992	V6-3.0	3		3021	W16EPR-U						4501	PW16TT	4708	IW16TT	5305	IW16	0.032	
1994-1988	L4-2.5	K		3031	W16EXR-U	3004	P16R				4501	PW16TT	4708	IW16TT	5305	IW16	0.032	
1994-1987	L4-2.2	D		3031	W16EXR-U	3004	P16R				4501	PW16TT	4708	IW16TT	5305	IW16	0.032	
1992-1989	L4-2.5	J	T	3031	W16EXR-U	3004	P16R				4501	PW16TT	4708	IW16TT	5305	IW16	0.032	
1990	L4-2.2	C	T	3031	W16EXR-U	3004	P16R				4501	PW16TT	4708	IW16TT	5305	IW16	0.032	
1989	L4-2.2	A	T	3031	W16EXR-U	3004	P16R				4501	PW16TT	4708	IW16TT	5305	IW16	0.032	
1988-1987	L4-2.2	E	T	3031	W16EXR-U	3004	P16R				4501	PW16TT	4708	IW16TT	5305	IW16	0.032	
SPIRIT																		
1995-1990	V6-3.0	3		3021	W16EPR-U						4501	PW16TT	4708	IW16TT	5305	IW16	0.032	
1995-1989	L4-2.5	K		3031	W16EXR-U	3004	P16R				4501	PW16TT	4708	IW16TT	5305	IW16	0.032	
1994-1993	L4-2.5	V		3031	W16EXR-U	3004	P16R				4501	PW16TT	4708	IW16TT	5305	IW16	0.032	
1992-1991	L4-2.2	A	T	3031	W16EXR-U	3004	P16R				4501	PW16TT	4708	IW16TT	5305	IW16	0.032	
1992-1989	L4-2.5	J	T	3031	W16EXR-U	3004	P16R				4501	PW16TT	4708	IW16TT	5305	IW16	0.032	
1989	V6-3.0	3		3032	W16EXR-U11	3004	P16R				4501	PW16TT	4708	IW16TT	5305	IW16	0.044	
SPRINTER 2500																		
2008-2007	V6-3.5	6								3441	SKU22HDR8					5353	IXUH22	0.032
SPRINTER 3500																		
2008-2007	V6-3.5	6								3441	SKU22HDR8					5353	IXUH22	0.032
ST. REGIS																		
1981	L6-3.7	E		5020	T14PR-U													0.035
1981	L6-3.7	F		5020	T14PR-U													0.035
1981	V8-5.2	K		3031	W16EXR-U	3004	P16R				4501	PW16TT	4708	IW16TT	5305	IW16	0.032	
1981	V8-5.2	L		3031	W16EXR-U	3004	P16R				4501	PW16TT	4708	IW16TT	5305	IW16	0.032	
1981	V8-5.2	M		3031	W16EXR-U	3004	P16R				4501	PW16TT	4708	IW16TT	5305	IW16	0.032	
1981	V8-5.2	N		3031	W16EXR-U	3004	P16R				4501	PW16TT	4708	IW16TT	5305	IW16	0.032	
1980-1979	V8-5.2	G		3031	W16EXR-U	3004	P16R				4501	PW16TT	4708	IW16TT	5305	IW16	0.032	
1980-1979	V8-5.2	H		3031	W16EXR-U	3004	P16R				4501	PW16TT	4708	IW16TT	5305	IW16	0.032	
1980-1979	V8-5.9	K		3031	W16EXR-U	3004	P16R				4501	PW16TT	4708	IW16TT	5305	IW16	0.032	
1980-1979	V8-5.9	L		3031	W16EXR-U	3004	P16R				4501	PW16TT	4708	IW16TT	5305	IW16	0.032	



YEAR ANNEE AÑO	CYL	ENGINE MOTEUR MOTOR	NOTES/NOTAS	OE Types						Twin-Tip (TT) Technology				High Performance		GAP ECART. BRECHA	
				U-GROOVE (Standard)		DOUBLE PLATINUM		IRIDIUM LONG-LIFE		PLATINUM TT		IRIDIUM TT		IRIDIUM POWER / IRIDIUM RACING			
				STOCK STOCK BOLSA	PLUG BOUGIE BUJIA	STOCK STOCK BOLSA	PLUG BOUGIE BUJIA	STOCK STOCK BOLSA	PLUG BOUGIE BUJIA	STOCK STOCK BOLSA	PLUG BOUGIE BUJIA	STOCK STOCK BOLSA	PLUG BOUGIE BUJIA	STOCK STOCK BOLSA	PLUG BOUGIE BUJIA		
DODGE [continued]																	
ST. REGIS [continued]																	
1980	L6-3.7	C		5020	T14PR-U												0.035
1979	L6-3.7	D		5020	T14PR-U												0.035
1979	V8-5.9	J		3031	W16EXR-U	3004	P16R				4501	PW16TT	4708	IW16TT	5305	IW16	0.032
STEALTH																	
1996-1993	V6-3.0	J		3121	K20PR-U11	3141	PK20PR-P11	3443	SK20PR-L11	4504	PK20TT	4702	IK20TT	5304	IK20		0.044
1996-1993	V6-3.0	K	T	3121	K20PR-U11	3168	PK20PR11	3443	SK20PR-L11	4504	PK20TT	4702	IK20TT	5304	IK20		0.044
1996-1993	V6-3.0	H		3021	W16EPR-U					4501	PW16TT	4708	IW16TT	5305	IW16		0.032
1992-1991	V6-3.0	S		3121	K20PR-U11	3141	PK20PR-P11	3443	SK20PR-L11	4504	PK20TT	4702	IK20TT	5304	IK20		0.044
1992-1991	V6-3.0	C	T	3121	K20PR-U11	3168	PK20PR11	3443	SK20PR-L11	4504	PK20TT	4702	IK20TT	5304	IK20		0.044
1992-1991	V6-3.0	B		3021	W16EPR-U					4501	PW16TT	4708	IW16TT	5305	IW16		0.032
STRATUS																	
2006-2003	V6-2.7	T													5350	ITL20	0.044
2006-2002	V6-2.7	R													5350	ITL20	0.044
2006-2001	L4-2.4	X										4717	ITL16TT	5349	ITL16		0.040
2006	V6-2.7	R	SXT w/ Gas Engine,												5350	ITL20	0.044
2005-2004	L4-2.4	G		3130	K16PR-U11	3264	PK16PR11	3395	SK16PR-L11	4503	PK16TT	4701	IK16TT	5303	IK16		0.044
2005-2004	L4-2.4	J										4717	ITL16TT	5349	ITL16		0.040
2005-2004	V6-3.0	H							K16PSR-B8	4503	PK16TT	4701	IK16TT	5303	IK16		
2003-2001	L4-2.4			3130	K16PR-U11	3264	PK16PR11	3395	SK16PR-L11	4503	PK16TT	4701	IK16TT	5303	IK16		0.044
2003-2001	V6-3.0	H		3130	K16PR-U11	3264	PK16PR11	3395	SK16PR-L11	4503	PK16TT	4701	IK16TT	5303	IK16		0.044
2003	L4-2.4	G						3443	SK20PR-L11								0.044
2002	V6-2.7	R	R/T,												5350	ITL20	0.044
2002	V6-3.0	H	SE,	3130	K16PR-U11	3264	PK16PR11	3395	SK16PR-L11	4503	PK16TT	4701	IK16TT	5303	IK16		0.044
2001	V6-2.7	U													5350	ITL20	0.044
2000-1999	L4-2.0	C		3145	K20PR-U	3245	PK20PR-P8	3403	SK20PR-A8	4504	PK20TT	4702	IK20TT	5304	IK20		0.032
2000	L4-2.4	X		3120	K16R-U11	3134	PK16R11	3324	SK16R11	4503	PK16TT	4701	IK16TT	5303	IK16		0.044
2000	V6-2.5	H		3130	K16PR-U11	3264	PK16PR11	3395	SK16PR-L11	4503	PK16TT	4701	IK16TT	5303	IK16		0.044
1999	L4-2.4	X		3130	K16PR-U11	3264	PK16PR11	3395	SK16PR-L11	4503	PK16TT	4701	IK16TT	5303	IK16		0.044
1999	V6-2.5	H		3121	K20PR-U11	3168	PK20PR11	3443	SK20PR-L11	4504	PK20TT	4702	IK20TT	5304	IK20		0.044
1998-1995	L4-2.0	ECB		3007	Q20PR-U					4508	PQ20TT	4707	IQ20TT	5302	IQ20		0.032
1998-1995	L4-2.4	EDZ		3130	K16PR-U11	3264	PK16PR11	3395	SK16PR-L11	4503	PK16TT	4701	IK16TT	5303	IK16		0.044
1998-1995	V6-2.5	EEB		3121	K20PR-U11	3168	PK20PR11	3443	SK20PR-L11	4504	PK20TT	4702	IK20TT	5304	IK20		0.044
VIPER																	
2010-2008	V10-8.4	Z													5350	ITL20	0.044
2006-2003	V10-8.3	Z		5018	Q16HR-U												0.035
2002-1999	V10-8.0	E		5018	Q16HR-U												0.035
1998-1992	V10-8.0	EWB		5018	Q16HR-U												0.035
W100 PICKUP																	
1989-1988	V8-5.2	Y		3031	W16EXR-U	3004	P16R				4501	PW16TT	4708	IW16TT	5305	IW16	0.032
1989	V6-3.9	X		3031	W16EXR-U	3004	P16R				4501	PW16TT	4708	IW16TT	5305	IW16	0.032
1988-1986	V8-5.9	W		3031	W16EXR-U	3004	P16R				4501	PW16TT	4708	IW16TT	5305	IW16	0.032



YEAR ANEE AÑO	CYL	ENGINE MOTEUR MOTOR	NOTES/NOTAS	OE Types						Twin-Tip (TT) Technology				High Performance		GAP ECART. BRECHA	
				U-GROOVE (Standard)		DOUBLE PLATINUM		IRIDIUM LONG-LIFE		PLATINUM TT		IRIDIUM TT		IRIDIUM POWER / IRIDIUM RACING			
				STOCK STOCK BOLSA	PLUG BOUGIE BUJIA	STOCK STOCK BOLSA	PLUG BOUGIE BUJIA	STOCK STOCK BOLSA	PLUG BOUGIE BUJIA	STOCK STOCK BOLSA	PLUG BOUGIE BUJIA	STOCK STOCK BOLSA	PLUG BOUGIE BUJIA	STOCK STOCK BOLSA	PLUG BOUGIE BUJIA		
DODGE [continued]																	
W100 PICKUP [continued]																	
1987-1986	L6-3.7	H		5035	T20PR-U						4510	PTF20TT	4716	ITF20TT	5331	ITF20	0.035
1987-1986	V8-5.2	T		3031	W16EXR-U	3004	P16R				4501	PW16TT	4708	IW16TT	5305	IW16	0.032
1977-1975	L6-3.7	B		5025	T16PR-U						4509	PTF16TT	4715	ITF16TT	5330	ITF16	0.035
1977-1974	V8-6.6	J		3037	W16PR-U												0.027
1977-1974	V8-7.2	D		3037	W16PR-U												0.027
1977-1972	V8-5.9	F		3031	W16EXR-U	3004	P16R				4501	PW16TT	4708	IW16TT	5305	IW16	0.032
1977-1970	V8-5.2	E		3031	W16EXR-U	3004	P16R				4501	PW16TT	4708	IW16TT	5305	IW16	0.032
1974-1970	L6-3.7	B		3031	W16EXR-U	3004	P16R				4501	PW16TT	4708	IW16TT	5305	IW16	0.032
1974	V8-5.9	T		3031	W16EXR-U	3004	P16R				4501	PW16TT	4708	IW16TT	5305	IW16	0.032
1971-1970	V8-6.3	J		3037	W16PR-U												0.027
1971	L6-3.7	X		3013	W14EXR-U												0.032
1971	V8-6.6	J		3037	W16PR-U												0.027
1969-1968	L6-3.7	6		3031	W16EXR-U	3004	P16R				4501	PW16TT	4708	IW16TT	5305	IW16	0.032
1969-1968	V8-5.2	8		3031	W16EXR-U	3004	P16R				4501	PW16TT	4708	IW16TT	5305	IW16	0.032
1969-1968	V8-6.3	8		3037	W16PR-U												0.027
1967-1963	V8-6.3			3037	W16PR-U												0.027
1967-1960	L6-3.7			3031	W16EXR-U	3004	P16R				4501	PW16TT	4708	IW16TT	5305	IW16	0.032
1967	V8-5.2			3031	W16EXR-U	3004	P16R				4501	PW16TT	4708	IW16TT	5305	IW16	0.032
1966-1960	V8-5.2			3037	W16PR-U												0.027
W150 PICKUP																	
1993-1992	V6-3.9	X		3130	K16PR-U11	3264	PK16PR11	3395	SK16PR-L11	4503	PK16TT	4701	IK16TT	5303	IK16	0.044	
1993-1992	V8-5.2	Y		3130	K16PR-U11	3264	PK16PR11	3395	SK16PR-L11	4503	PK16TT	4701	IK16TT	5303	IK16	0.044	
1993	V8-5.9	Z		3130	K16PR-U11	3264	PK16PR11	3395	SK16PR-L11	4503	PK16TT	4701	IK16TT	5303	IK16	0.044	
1991-1989	V6-3.9	X		3031	W16EXR-U	3004	P16R				4501	PW16TT	4708	IW16TT	5305	IW16	0.032
1991-1989	V8-5.9	Z		3031	W16EXR-U	3004	P16R				4501	PW16TT	4708	IW16TT	5305	IW16	0.032
1991-1988	V8-5.2	Y		3031	W16EXR-U	3004	P16R				4501	PW16TT	4708	IW16TT	5305	IW16	0.032
1988-1984	V8-5.9	W		3031	W16EXR-U	3004	P16R				4501	PW16TT	4708	IW16TT	5305	IW16	0.032
1987-1985	L6-3.7	H		5035	T20PR-U						4510	PTF20TT	4716	ITF20TT	5331	ITF20	0.035
1987-1983	V8-5.2	T		3031	W16EXR-U	3004	P16R				4501	PW16TT	4708	IW16TT	5305	IW16	0.032
1984-1983	L6-3.7	H		5020	T14PR-U												0.035
1983	V8-5.2	U		3031	W16EXR-U	3004	P16R				4501	PW16TT	4708	IW16TT	5305	IW16	0.032
1982-1981	L6-3.7	E		5020	T14PR-U												0.035
1982-1981	V8-5.2	R		3031	W16EXR-U	3004	P16R				4501	PW16TT	4708	IW16TT	5305	IW16	0.032
1982-1979	V8-5.2	P		3031	W16EXR-U	3004	P16R				4501	PW16TT	4708	IW16TT	5305	IW16	0.032
1981-1979	V8-5.9	T		3031	W16EXR-U	3004	P16R				4501	PW16TT	4708	IW16TT	5305	IW16	0.032
1981	V8-5.9	S		3031	W16EXR-U	3004	P16R				4501	PW16TT	4708	IW16TT	5305	IW16	0.032
1980-1979	L6-3.7	N		5020	T14PR-U												0.035
1980-1977	V8-5.2	E		3031	W16EXR-U	3004	P16R				4501	PW16TT	4708	IW16TT	5305	IW16	0.032
1979-1978	L6-3.7	B		5020	T14PR-U												0.035
1979-1977	V8-5.9	F		3031	W16EXR-U	3004	P16R				4501	PW16TT	4708	IW16TT	5305	IW16	0.032
1979	V8-5.9	S		3031	W16EXR-U	3004	P16R				4501	PW16TT	4708	IW16TT	5305	IW16	0.032



YEAR ANNEE AÑO	CYL	ENGINE MOTEUR MOTOR	NOTES/NOTAS	OE Types						Twin-Tip (TT) Technology				High Performance		GAP ECART. BRECHA	
				U-GROOVE (Standard)		DOUBLE PLATINUM		IRIDIUM LONG-LIFE		PLATINUM TT		IRIDIUM TT		IRIDIUM POWER / IRIDIUM RACING			
				STOCK STOCK BOLSA	PLUG BOUGIE BUJIA	STOCK STOCK BOLSA	PLUG BOUGIE BUJIA	STOCK STOCK BOLSA	PLUG BOUGIE BUJIA	STOCK STOCK BOLSA	PLUG BOUGIE BUJIA	STOCK STOCK BOLSA	PLUG BOUGIE BUJIA	STOCK STOCK BOLSA	PLUG BOUGIE BUJIA		
DODGE [continued]																	
W150 PICKUP [continued]																	
1978-1977	V8-6.6	J		3037	W16PR-U												0.027
1978	V8-7.2	D		3037	W16PR-U												0.027
W200 PICKUP																	
1980-1979	V8-5.2	P		3031	W16EXR-U	3004	P16R				4501	PW16TT	4708	IW16TT	5305	IW16	0.032
1980-1979	V8-5.9	T		3031	W16EXR-U	3004	P16R				4501	PW16TT	4708	IW16TT	5305	IW16	0.032
1980-1970	V8-5.2	E		3031	W16EXR-U	3004	P16R				4501	PW16TT	4708	IW16TT	5305	IW16	0.032
1980	L6-3.7	N		5020	T14PR-U												0.035
1979-1978	L6-3.7	B		5020	T14PR-U												0.035
1979-1971	V8-5.9	F		3031	W16EXR-U	3004	P16R				4501	PW16TT	4708	IW16TT	5305	IW16	0.032
1979	V8-5.9	S		3031	W16EXR-U	3004	P16R				4501	PW16TT	4708	IW16TT	5305	IW16	0.032
1978-1976	V8-6.6	J		3037	W16PR-U												0.027
1978-1974	V8-7.2	D		3037	W16PR-U												0.027
1977-1975	L6-3.7	B		5025	T16PR-U						4509	PTF16TT	4715	ITF16TT	5330	ITF16	0.035
1975	V8-5.2	G		3013	W14EXR-U												0.032
1974-1970	L6-3.7	B		3031	W16EXR-U	3004	P16R				4501	PW16TT	4708	IW16TT	5305	IW16	0.032
1974	V8-6.6	J		3037	W16PR-U												0.027
1971-1970	V8-6.3	J		3037	W16PR-U												0.027
1971	V8-5.9	Y		3031	W16EXR-U	3004	P16R				4501	PW16TT	4708	IW16TT	5305	IW16	0.032
1971	V8-6.6	J		3037	W16PR-U												0.027
1970-1969	L6-3.7	6		3031	W16EXR-U	3004	P16R				4501	PW16TT	4708	IW16TT	5305	IW16	0.032
1969	V8-5.2	8		3031	W16EXR-U	3004	P16R				4501	PW16TT	4708	IW16TT	5305	IW16	0.032
1969	V8-6.3	8		3037	W16PR-U												0.027
1967-1963	V8-6.3			3037	W16PR-U												0.027
1967-1960	L6-3.7			3031	W16EXR-U	3004	P16R				4501	PW16TT	4708	IW16TT	5305	IW16	0.032
1967	V8-5.2			3031	W16EXR-U	3004	P16R				4501	PW16TT	4708	IW16TT	5305	IW16	0.032
1966-1960	V8-5.2			3037	W16PR-U												0.027
W250 PICKUP																	
1993-1992	V8-5.2	Y		3130	K16PR-U11	3264	PK16PR11	3395	SK16PR-L11	4503	PK16TT	4701	IK16TT	5303	IK16		0.044
1993	V8-5.9	5		3130	K16PR-U11	3264	PK16PR11	3395	SK16PR-L11	4503	PK16TT	4701	IK16TT	5303	IK16		0.044
1993	V8-5.9	Z		3130	K16PR-U11	3264	PK16PR11	3395	SK16PR-L11	4503	PK16TT	4701	IK16TT	5303	IK16		0.044
1992-1989	V8-5.9	Z		3031	W16EXR-U	3004	P16R				4501	PW16TT	4708	IW16TT	5305	IW16	0.032
1991-1989	V8-5.9	5		3130	K16PR-U11	3264	PK16PR11	3395	SK16PR-L11	4503	PK16TT	4701	IK16TT	5303	IK16		0.044
1991-1988	V8-5.2	Y		3031	W16EXR-U	3004	P16R				4501	PW16TT	4708	IW16TT	5305	IW16	0.032
1988-1987	V8-5.9	5		3031	W16EXR-U								4708	IW16TT	5305	IW16	0.032
1988-1986	V8-5.9	1		3031	W16EXR-U	3004	P16R				4501	PW16TT	4708	IW16TT	5305	IW16	0.032
1988-1984	V8-5.9	W		3031	W16EXR-U	3004	P16R				4501	PW16TT	4708	IW16TT	5305	IW16	0.032
1987-1983	V8-5.2	T		3031	W16EXR-U	3004	P16R				4501	PW16TT	4708	IW16TT	5305	IW16	0.032
1985	V8-5.9	1		3021	W16EPR-U						4501	PW16TT	4708	IW16TT	5305	IW16	0.032
1983	V8-5.2	U		3031	W16EXR-U	3004	P16R				4501	PW16TT	4708	IW16TT	5305	IW16	0.032
1982-1981	V8-5.2	P		3031	W16EXR-U	3004	P16R				4501	PW16TT	4708	IW16TT	5305	IW16	0.032
1982-1981	V8-5.2	R		3031	W16EXR-U	3004	P16R				4501	PW16TT	4708	IW16TT	5305	IW16	0.032



YEAR ANEE AÑO	CYL	ENGINE MOTEUR MOTOR	NOTES/NOTAS	OE Types						Twin-Tip (TT) Technology				High Performance		GAP ECART. BRECHA	
				U-GROOVE (Standard)		DOUBLE PLATINUM		IRIDIUM LONG-LIFE		PLATINUM TT		IRIDIUM TT		IRIDIUM POWER / IRIDIUM RACING			
				STOCK STOCK BOLSA	PLUG BOUGIE BUJIA	STOCK STOCK BOLSA	PLUG BOUGIE BUJIA	STOCK STOCK BOLSA	PLUG BOUGIE BUJIA	STOCK STOCK BOLSA	PLUG BOUGIE BUJIA	STOCK STOCK BOLSA	PLUG BOUGIE BUJIA	STOCK STOCK BOLSA	PLUG BOUGIE BUJIA		
DODGE [continued]																	
W250 PICKUP [continued]																	
1982-1981	V8-5.9	T		3031	W16EXR-U	3004	P16R				4501	PW16TT	4708	IW16TT	5305	IW16	0.032
W300 PICKUP																	
1980-1979	V8-5.9	T		3031	W16EXR-U	3004	P16R				4501	PW16TT	4708	IW16TT	5305	IW16	0.032
1980	V8-5.2	E		3031	W16EXR-U	3004	P16R				4501	PW16TT	4708	IW16TT	5305	IW16	0.032
1978-1976	V8-6.6	J		3037	W16PR-U												0.027
1978-1975	V8-7.2	D		3037	W16PR-U												0.027
1978-1972	V8-5.9	F		3031	W16EXR-U	3004	P16R				4501	PW16TT	4708	IW16TT	5305	IW16	0.032
1978-1970	V8-5.2	E		3031	W16EXR-U	3004	P16R				4501	PW16TT	4708	IW16TT	5305	IW16	0.032
1978	L6-3.7	B		5020	T14PR-U												0.035
1977-1975	L6-3.7	B		5025	T16PR-U						4509	PTF16TT	4715	ITF16TT	5330	ITF16	0.035
1974-1970	L6-3.7	B		3031	W16EXR-U	3004	P16R				4501	PW16TT	4708	IW16TT	5305	IW16	0.032
1971	V8-5.9	Y		3031	W16EXR-U	3004	P16R				4501	PW16TT	4708	IW16TT	5305	IW16	0.032
1971	V8-6.3			3037	W16PR-U												0.027
1970	L6-3.7	C		3013	W14EXR-U												0.032
1969-1968	L6-3.7	6		3031	W16EXR-U	3004	P16R				4501	PW16TT	4708	IW16TT	5305	IW16	0.032
1969-1968	V8-5.2	8		3031	W16EXR-U	3004	P16R				4501	PW16TT	4708	IW16TT	5305	IW16	0.032
1969-1968	V8-6.3	8		3037	W16PR-U												0.027
1967-1963	L6-3.7			3031	W16EXR-U	3004	P16R				4501	PW16TT	4708	IW16TT	5305	IW16	0.032
1967	V8-5.2			3031	W16EXR-U	3004	P16R				4501	PW16TT	4708	IW16TT	5305	IW16	0.032
1967	V8-6.3			3037	W16PR-U												0.027
1966-1960	V8-5.2			3037	W16PR-U												0.027
W350 PICKUP																	
1993-1989	V8-5.9	5		3130	K16PR-U11	3264	PK16PR11	3395	SK16PR-L11	4503	PK16TT	4701	IK16TT	5303	IK16		0.044
1993	V8-5.9	Z		3130	K16PR-U11	3264	PK16PR11	3395	SK16PR-L11	4503	PK16TT	4701	IK16TT	5303	IK16		0.044
1992-1989	V8-5.9	Z		3031	W16EXR-U	3004	P16R				4501	PW16TT	4708	IW16TT	5305	IW16	0.032
1988-1987	V8-5.9	1		3031	W16EXR-U	3004	P16R						4708	IW16TT	5305	IW16	0.032
1988-1987	V8-5.9	5		3031	W16EXR-U						4501	PW16TT	4708	IW16TT	5305	IW16	0.032
1987-1983	V8-5.9	W		3031	W16EXR-U	3004	P16R				4501	PW16TT	4708	IW16TT	5305	IW16	0.032
1986-1983	V8-5.9	1		3031	W16EXR-U	3004	P16R				4501	PW16TT	4708	IW16TT	5305	IW16	0.032
1983	V8-5.2	U		3031	W16EXR-U	3004	P16R				4501	PW16TT	4708	IW16TT	5305	IW16	0.032
1982-1981	V8-5.9	T		3031	W16EXR-U	3004	P16R				4501	PW16TT	4708	IW16TT	5305	IW16	0.032
1982	V8-5.2	P		3031	W16EXR-U	3004	P16R				4501	PW16TT	4708	IW16TT	5305	IW16	0.032
1982	V8-5.2	R		3031	W16EXR-U	3004	P16R				4501	PW16TT	4708	IW16TT	5305	IW16	0.032
1982	V8-5.9	U		3031	W16EXR-U	3004	P16R				4501	PW16TT	4708	IW16TT	5305	IW16	0.032
WM300 POWER WAGON																	
1962-1960	V8-5.2			3037	W16PR-U												0.027
EAGLE																	
MEDALLION																	
1989-1988	L4-2.2	F		5032	T20EPR-U						4512	PT20TT	4714	IT20TT	5326	IT20	0.032



YEAR ANNEE AÑO	CYL	ENGINE MOTEUR MOTOR	NOTES/NOTAS	OE Types						Twin-Tip (TT) Technology				High Performance		GAP ECART. BRECHA
				U-GROOVE (Standard)		DOUBLE PLATINUM		IRIDIUM LONG-LIFE		PLATINUM TT		IRIDIUM TT		IRIDIUM POWER / IRIDIUM RACING		
				STOCK STOCK BOLSA	PLUG BOUGIE BUJIA	STOCK STOCK BOLSA	PLUG BOUGIE BUJIA	STOCK STOCK BOLSA	PLUG BOUGIE BUJIA	STOCK STOCK BOLSA	PLUG BOUGIE BUJIA	STOCK STOCK BOLSA	PLUG BOUGIE BUJIA	STOCK STOCK BOLSA	PLUG BOUGIE BUJIA	
EAGLE [continued]																
PREMIER																
1992-1991	V6-3.0	Z7X-715		5032	T20EPR-U					4512	PT20TT	4714	IT20TT	5326	IT20	0.032
1991-1989	V6-3.0	Z7X-711		5032	T20EPR-U					4512	PT20TT	4714	IT20TT	5326	IT20	0.032
1989	L4-2.5	H		5018	QJ16HR-U											0.035
1988	L4-2.5	Z		5018	QJ16HR-U											0.035
1988	V6-3.0	J		5032	T20EPR-U					4512	PT20TT	4714	IT20TT	5326	IT20	0.032
SUMMIT																
1996-1994	L4-2.4	G		3121	K20PR-U11	3168	PK20PR11	3443	SK20PR-L11	4504	PK20TT	4702	IK20TT	5304	IK20	0.044
1996-1993	L4-1.5	A		3021	W16EPR-U					4501	PW16TT	4708	IW16TT	5305	IW16	0.032
1996-1993	L4-1.8	C		3130	K16PR-U11	3264	PK16PR11	3395	SK16PR-L11	4503	PK16TT	4701	IK16TT	5303	IK16	0.044
1993	L4-2.4	G		3032	W16EXR-U11	3004	P16R			4501	PW16TT	4708	IW16TT	5305	IW16	0.044
1992-1991	L4-1.5	A		3212	W20EXR-U11	3238	P20R11			4502	PW20TT	4709	IW20TT	5306	IW20	0.044
1992	L4-1.8	D		3191	K16PR-U	3264	PK16PR11	3395	SK16PR-L11	4503	PK16TT	4701	IK16TT	5303	IK16	0.032
1992	L4-2.4	W		3032	W16EXR-U11	3004	P16R			4501	PW16TT	4708	IW16TT	5305	IW16	0.044
1990-1989	L4-1.6	Y		3140	Q20R-U	3223	PQ20R8			4508	PQ20TT	4707	IQ20TT	5302	IQ20	0.032
1990	L4-1.5	X		3212	W20EXR-U11	3238	P20R11			4502	PW20TT	4709	IW20TT	5306	IW20	0.044
1989	L4-1.5	X		3089	W22EPR-U11	3302	P22PR8	3354	S22PR-A7					5307	IW22	0.044
TALON																
1998-1996	L4-2.0	ECF		3121	K20PR-U11	3168	PK20PR11	3443	SK20PR-L11	4504	PK20TT	4702	IK20TT	5304	IK20	0.044
1998	L4-2.0	Y		3121	K20PR-U11	3168	PK20PR11	3443	SK20PR-L11	4504	PK20TT	4702	IK20TT	5304	IK20	0.044
1998	L4-2.0	F	T	3066	W20EXR-U	3229	P20R8			4502	PW20TT	4709	IW20TT	5306	IW20	0.032
1997-1994	L4-2.0	EBG	T	3066	W20EXR-U	3229	P20R8			4502	PW20TT	4709	IW20TT	5306	IW20	0.032
1995	L4-2.0	Y		3140	Q20R-U	3223	PQ20R8			4508	PQ20TT	4707	IQ20TT	5302	IQ20	0.032
1994-1993	L4-1.8	B		3212	W20EXR-U11	3238	P20R11			4502	PW20TT	4709	IW20TT	5306	IW20	0.044
1994	L4-2.0	E		3212	W20EXR-U11	3238	P20R11			4502	PW20TT	4709	IW20TT	5306	IW20	0.044
1993	L4-2.0	EBG	T	3212	W20EXR-U11	3238	P20R11			4502	PW20TT	4709	IW20TT	5306	IW20	0.044
1993	L4-2.0	E		3066	W20EXR-U	3229	P20R8			4502	PW20TT	4709	IW20TT	5306	IW20	0.032
1992-1990	L4-2.0	R		3212	W20EXR-U11	3238	P20R11			4502	PW20TT	4709	IW20TT	5306	IW20	0.044
1992-1990	L4-2.0	U	T	3066	W20EXR-U	3229	P20R8			4502	PW20TT	4709	IW20TT	5306	IW20	0.032
VISION																
1997-1993	V6-3.3	T		3014	W14EXR-U11											0.044
1997-1993	V6-3.5	F		5018	QJ16HR-U											0.035
VISTA																
1990	L4-2.0	V		3212	W20EXR-U11	3238	P20R11			4502	PW20TT	4709	IW20TT	5306	IW20	0.044
FERRARI																
308 GTB																
1984-1982	V8-3.0			3088	W22EPR-U	3302	P22PR8	3354	S22PR-A7					5307	IW22	0.032
1980-1975	V8-3.0			3088	W22EPR-U	3302	P22PR8	3354	S22PR-A7					5307	IW22	0.032



YEAR ANNEE AÑO	CYL	ENGINE MOTEUR MOTOR	NOTES/NOTAS	OE Types						Twin-Tip (TT) Technology				High Performance		GAP ECART. BRECHA
				U-GROOVE (Standard)		DOUBLE PLATINUM		IRIDIUM LONG-LIFE		PLATINUM TT		IRIDIUM TT		IRIDIUM POWER / IRIDIUM RACING		
				STOCK STOCK BOLSA	PLUG BOUGIE BUJIA	STOCK STOCK BOLSA	PLUG BOUGIE BUJIA	STOCK STOCK BOLSA	PLUG BOUGIE BUJIA	STOCK STOCK BOLSA	PLUG BOUGIE BUJIA	STOCK STOCK BOLSA	PLUG BOUGIE BUJIA	STOCK STOCK BOLSA	PLUG BOUGIE BUJIA	
FERRARI [continued]																
308 GTBI																
1981	V8-3.0			3088	W22EPR-U	3302	P22PR8	3354	S22PR-A7					5307	IW22	0.032
308 GTS																
1984-1982	V8-3.0			3088	W22EPR-U	3302	P22PR8	3354	S22PR-A7					5307	IW22	0.032
1980-1977	V8-3.0			3088	W22EPR-U	3302	P22PR8	3354	S22PR-A7					5307	IW22	0.032
308 GTSI																
1981	V8-3.0			3088	W22EPR-U	3302	P22PR8	3354	S22PR-A7					5307	IW22	0.032
328 GTB																
1989-1986	V8-3.2	X		4116	X27ESR-U									5373	IX27	0.027
1985	V8-3.2			4116	X27ESR-U									5373	IX27	0.027
328 GTS																
1989-1986	V8-3.2	X		4116	X27ESR-U									5373	IX27	0.027
1985	V8-3.2			4116	X27ESR-U									5373	IX27	0.027
348 GTB																
1994-1993	V8-3.4	R		4093	X24EP-U9									5376	IX24B	0.035
348 GTS																
1994-1993	V8-3.4	R		4116	X27ESR-U									5373	IX27	0.027
348 SPIDER																
1995-1994	V8-3.4	R		4093	X24EP-U9									5376	IX24B	0.035
348 TB																
1992-1991	V8-3.4	R		4093	X24EP-U9									5376	IX24B	0.035
1990	V8-3.4	F		4093	X24EP-U9									5376	IX24B	0.035
348 TS																
1992-1991	V8-3.4	R		4116	X27ESR-U									5373	IX27	0.027
1990-1989	V8-3.4	F		4116	X27ESR-U									5373	IX27	0.027
360																
2002-2000	V8-3.6													5362	IU24	0.035
365 GT4																
1975	H12-4.4			3047	W20EPR-U	3306	P20PR8			4502	PW20TT	4709	IW20TT	5306	IW20	0.032
365 GT4 BB																
1974	H12-4.4			3047	W20EPR-U	3306	P20PR8			4502	PW20TT	4709	IW20TT	5306	IW20	0.032
456 GT																
1998-1997	V12-5.5	W												5337	IXU27	0.035
1996	V12-5.5													5337	IXU27	0.035
1995	V12-5.5	S												5337	IXU27	0.035
456 GTA																
1998-1997	V12-5.5	W												5337	IXU27	0.035
456 M																
2001-1999	V12-5.5													5337	IXU27	0.035



YEAR ANNEE AÑO	CYL	ENGINE MOTEUR MOTOR	NOTES/NOTAS	OE Types						Twin-Tip (TT) Technology				High Performance		GAP ECART. BRECHA	
				U-GROOVE (Standard)		DOUBLE PLATINUM		IRIDIUM LONG-LIFE		PLATINUM TT		IRIDIUM TT		IRIDIUM POWER / IRIDIUM RACING			
				STOCK STOCK BOLSA	PLUG BOUGIE BUJIA	STOCK STOCK BOLSA	PLUG BOUGIE BUJIA	STOCK STOCK BOLSA	PLUG BOUGIE BUJIA	STOCK STOCK BOLSA	PLUG BOUGIE BUJIA	STOCK STOCK BOLSA	PLUG BOUGIE BUJIA	STOCK STOCK BOLSA	PLUG BOUGIE BUJIA		
FERRARI [continued]																	
456 M GT																	
2002	V12-5.5														5337	IXU27	0.035
456 M GTA																	
2002	V12-5.5														5337	IXU27	0.035
512 BB																	
1985-1984	H12-4.9	S		4030	W24ES-U										5316	IW24	0.032
1982	H12-4.9	S		4030	W24ES-U										5316	IW24	0.032
1981-1977	H12-4.9			4030	W24ES-U										5316	IW24	0.032
512 M																	
1995	H12-4.9	V		4093	X24EP-U9										5376	IX24B	0.035
512 TR																	
1993-1992	H12-4.9	L		4093	X24EP-U9										5376	IX24B	0.035
550 MARANELLO																	
2002-1999	V12-5.5														5337	IXU27	0.035
1998-1997	V12-5.5	Z													5337	IXU27	0.035
DINO 308 GT4																	
1979-1973	V8-3.0			3088	W22EPR-U	3302	P22PR8	3354	S22PR-A7						5307	IW22	0.032
F50																	
1997	V12-4.7	X													5361	IU22	0.035
1996	V12-4.7	T													5361	IU22	0.035
F355																	
1999	V8-3.5														5361	IU22	0.035
F355 BERLINETTA																	
1996	V8-3.5	X													5362	IU24	0.035
1995	V8-3.5	P													5362	IU24	0.035
F355 F1																	
1998	V8-3.5	X													5361	IU22	0.035
F355 GTS																	
1998-1996	V8-3.5	X													5361	IU22	0.035
1995	V8-3.5	P													5361	IU22	0.035
F355 SPIDER																	
1999	V8-3.5														5361	IU22	0.035
1998-1996	V8-3.5	X													5361	IU22	0.035
GTO																	
1985-1984	V8-2.9		T												5362	IU24	0.035
MONDIAL 3.2																	
1988-1986	V8-3.2	X		4116	X27ESR-U										5373	IX27	0.027
MONDIAL 8																	
1985-1980	V8-3.0			3088	W22EPR-U	3302	P22PR8	3354	S22PR-A7						5307	IW22	0.032



YEAR ANNEE AÑO	CYL	ENGINE MOTEUR MOTOR	NOTES/NOTAS	OE Types						Twin-Tip (TT) Technology				High Performance		GAP ECART. BRECHA	
				U-GROOVE (Standard)		DOUBLE PLATINUM		IRIDIUM LONG-LIFE		PLATINUM TT		IRIDIUM TT		IRIDIUM POWER / IRIDIUM RACING			
				STOCK STOCK BOLSA	PLUG BOUGIE BUJIA	STOCK STOCK BOLSA	PLUG BOUGIE BUJIA	STOCK STOCK BOLSA	PLUG BOUGIE BUJIA	STOCK STOCK BOLSA	PLUG BOUGIE BUJIA	STOCK STOCK BOLSA	PLUG BOUGIE BUJIA	STOCK STOCK BOLSA	PLUG BOUGIE BUJIA		
FERRARI [continued]																	
MONDIAL T																	
1993-1991	V8-3.4	R		4116	X27ESR-U										5373	IX27	0.027
1990-1989	V8-3.4	F		4116	X27ESR-U										5373	IX27	0.027
TESTAROSSA																	
1991-1985	H12-4.9	S		4116	X27ESR-U										5373	IX27	0.027
FIAT																	
124																	
1981-1979	L4-2.0			3066	W20EXR-U	3229	P20R8				4502	PW20TT	4709	IW20TT	5306	IW20	0.032
1978-1974	L4-1.8			3066	W20EXR-U	3229	P20R8				4502	PW20TT	4709	IW20TT	5306	IW20	0.032
1974-1971	L4-1.6			3088	W22EPR-U	3302	P22PR8	3354	S22PR-A7						5307	IW22	0.032
1973-1970	L4-1.4			3066	W20EXR-U	3229	P20R8				4502	PW20TT	4709	IW20TT	5306	IW20	0.032
1969	L4-1.2			3066	W20EXR-U	3229	P20R8				4502	PW20TT	4709	IW20TT	5306	IW20	0.032
1969	L4-1.4			3088	W22EPR-U	3302	P22PR8	3354	S22PR-A7						5307	IW22	0.032
128																	
1979-1974	L4-1.3			3066	W20EXR-U	3229	P20R8				4502	PW20TT	4709	IW20TT	5306	IW20	0.032
1973-1971	L4-1.1			3066	W20EXR-U	3229	P20R8				4502	PW20TT	4709	IW20TT	5306	IW20	0.032
131																	
1978-1975	L4-1.8			3066	W20EXR-U	3229	P20R8				4502	PW20TT	4709	IW20TT	5306	IW20	0.032
500																	
2014	L4-1.4	EAF	T												5337	IXU27	0.035
2014	L4-1.4	EAB						3434	SXU22PR9						5308	IXU22	0.035
2013-2012	L4-1.4		T												5337	IXU27	0.035
2013-2012	L4-1.4	EAB		3179	XU22EPR-U										5308	IXU22	0.035
500L																	
2014	L4-1.4	EAM	T												5337	IXU27	0.035
850																	
1973-1970	L4-0.9			3088	W22EPR-U	3302	P22PR8	3354	S22PR-A7						5307	IW22	0.032
1971-1969	L4-0.8			3088	W22EPR-U	3302	P22PR8	3354	S22PR-A7						5307	IW22	0.032
BRAVA																	
1981	L4-2.0	B		3066	W20EXR-U	3229	P20R8				4502	PW20TT	4709	IW20TT	5306	IW20	0.032
1980-1979	L4-2.0			3066	W20EXR-U	3229	P20R8				4502	PW20TT	4709	IW20TT	5306	IW20	0.032
STRADA																	
1982-1981	L4-1.5	A		3066	W20EXR-U	3229	P20R8				4502	PW20TT	4709	IW20TT	5306	IW20	0.032
1980-1979	L4-1.5			3066	W20EXR-U	3229	P20R8				4502	PW20TT	4709	IW20TT	5306	IW20	0.032
X-1/9																	
1983-1981	L4-1.5	A		3066	W20EXR-U	3229	P20R8				4502	PW20TT	4709	IW20TT	5306	IW20	0.032
1983	L4-2.0	B		3066	W20EXR-U	3229	P20R8				4502	PW20TT	4709	IW20TT	5306	IW20	0.032
1980-1979	L4-1.5			3066	W20EXR-U	3229	P20R8				4502	PW20TT	4709	IW20TT	5306	IW20	0.032
1978-1974	L4-1.3			3066	W20EXR-U	3229	P20R8				4502	PW20TT	4709	IW20TT	5306	IW20	0.032



YEAR ANNEE AÑO	CYL	ENGINE MOTEUR MOTOR	NOTES/NOTAS	OE Types						Twin-Tip (TT) Technology				High Performance		GAP ECART. BRECHA	
				U-GROOVE (Standard)		DOUBLE PLATINUM		IRIDIUM LONG-LIFE		PLATINUM TT		IRIDIUM TT		IRIDIUM POWER / IRIDIUM RACING			
				STOCK STOCK BOLSA	PLUG BOUGIE BUJIA	STOCK STOCK BOLSA	PLUG BOUGIE BUJIA	STOCK STOCK BOLSA	PLUG BOUGIE BUJIA	STOCK STOCK BOLSA	PLUG BOUGIE BUJIA	STOCK STOCK BOLSA	PLUG BOUGIE BUJIA	STOCK STOCK BOLSA	PLUG BOUGIE BUJIA		
FORD																	
AEROSTAR																	
1997-1990	V6-4.0	X		5023	T16EPR-U15	5070	PT16EPR-L13				4511	PT16TT	4713	IT16TT	5325	IT16	0.050
1997-1988	V6-3.0	U		5023	T16EPR-U15	5070	PT16EPR-L13				4511	PT16TT	4713	IT16TT	5325	IT16	0.050
1987-1986	L4-2.3	A		5047	T16NR-U11												0.044
1987-1986	V6-3.0	U		5032	T20EPR-U						4512	PT20TT	4714	IT20TT	5326	IT20	0.032
1986	V6-2.8	S		5032	T20EPR-U						4512	PT20TT	4714	IT20TT	5326	IT20	0.032
ASPIRE																	
1997-1994	L4-1.3	H		3031	W16EXR-U	3004	P16R				4501	PW16TT	4708	IW16TT	5305	IW16	0.032
BRONCO																	
1996-1990	V8-5.0	N		5025	T16PR-U						4509	PTF16TT	4715	ITF16TT	5330	ITF16	0.035
1996	V8-5.8	H		5036	T20PR-U11						4510	PTF20TT	4716	ITF20TT	5331	ITF20	0.044
1995-1985	V8-5.8	H		5035	T20PR-U						4510	PTF20TT	4716	ITF20TT	5331	ITF20	0.035
1992	L6-4.9	Y		5008	MA16PR-U												0.035
1991-1989	L6-4.9	Y		5013	MA20PR-U												0.035
1989-1985	V8-5.0	N		5035	T20PR-U						4510	PTF20TT	4716	ITF20TT	5331	ITF20	0.035
1988-1983	L6-4.9	Y		5008	MA16PR-U												0.035
1985	V8-5.8	G		5035	T20PR-U						4510	PTF20TT	4716	ITF20TT	5331	ITF20	0.035
1984-1980	V8-5.0	F		5026	T16PR-U11						4509	PTF16TT	4715	ITF16TT	5330	ITF16	0.044
1984-1980	V8-5.8	G		5026	T16PR-U11						4509	PTF16TT	4715	ITF16TT	5330	ITF16	0.044
1984	V8-5.8	H		5036	T20PR-U11						4510	PTF20TT	4716	ITF20TT	5331	ITF20	0.044
1982-1980	L6-4.9	E		5008	MA16PR-U												0.035
1979-1978	V8-5.8	H		5026	T16PR-U11						4509	PTF16TT	4715	ITF16TT	5330	ITF16	0.044
1979-1978	V8-6.6	S		5026	T16PR-U11						4509	PTF16TT	4715	ITF16TT	5330	ITF16	0.044
1977-1975	V8-5.0	G		5026	T16PR-U11						4509	PTF16TT	4715	ITF16TT	5330	ITF16	0.044
1974-1973	L6-3.3	T		5008	MA16PR-U												0.035
1974-1972	V8-5.0	G		5008	MA16PR-U												0.035
1972-1967	L6-2.8	F		5008	MA16PR-U												0.035
1971-1968	V8-5.0	G		5013	MA20PR-U												0.035
1968	V8-4.7	N		5008	MA16PR-U												0.035
1967-1966	V8-4.7			5013	MA20PR-U												0.035
BRONCO II																	
1990-1986	V6-2.9	T		5022	T16EPR-U	5091	PT16EPR10				4511	PT16TT	4713	IT16TT	5325	IT16	0.032
1985-1984	V6-2.8	S		5022	T16EPR-U	5091	PT16EPR10				4511	PT16TT	4713	IT16TT	5325	IT16	0.032
CLUB																	
1959-1958	V8-4.8			5013	MA20PR-U												0.035
1959-1958	V8-5.8			5013	MA20PR-U												0.035
1959-1955	L6-3.6			5013	MA20PR-U												0.035
1953	V8-3.7			6013	W14L												0.027
CLUB WAGON																	
1967-1962	L6-2.8			5008	MA16PR-U												0.035



YEAR ANNEE AÑO	CYL	ENGINE MOTEUR MOTOR	NOTES/NOTAS	OE Types						Twin-Tip (TT) Technology				High Performance		GAP ECART. BRECHA		
				U-GROOVE (Standard)		DOUBLE PLATINUM		IRIDIUM LONG-LIFE		PLATINUM TT		IRIDIUM TT		IRIDIUM POWER / IRIDIUM RACING				
				STOCK STOCK BOLSA	PLUG BOUGIE BUJIA	STOCK STOCK BOLSA	PLUG BOUGIE BUJIA	STOCK STOCK BOLSA	PLUG BOUGIE BUJIA	STOCK STOCK BOLSA	PLUG BOUGIE BUJIA	STOCK STOCK BOLSA	PLUG BOUGIE BUJIA	STOCK STOCK BOLSA	PLUG BOUGIE BUJIA			
FORD [continued]																		
CLUB WAGON [continued]																		
1964-1962	L6-2.4			5013	MA20PR-U											0.035		
C-MAX																		
2014	L4-2.0	U										4718	ITV16TT	5338	ITV16	0.040		
2013	L4-2.0	U										4719	ITV20TT	5339	ITV20	0.040		
CONTOUR																		
2000-1998	V6-2.5	G		5023	T16EPR-U15	5070	PT16EPR-L13					4511	PT16TT	4713	IT16TT	5325	IT16	0.050
2000-1997	L4-2.0	3				5068	PT16VR13					4513	PTV16TT	4718	ITV16TT	5338	ITV16	0.050
2000-1997	L4-2.0	Z				5068	PT16VR13					4513	PTV16TT	4718	ITV16TT	5338	ITV16	0.050
2000-1995	V6-2.5	L		5023	T16EPR-U15	5070	PT16EPR-L13					4511	PT16TT	4713	IT16TT	5325	IT16	0.050
1996	L4-2.0	3												4719	ITV20TT	5339	ITV20	0.040
1996	L4-2.0	Z												4719	ITV20TT	5339	ITV20	0.040
1995	L4-2.0	3				5068	PT16VR13							4719	ITV20TT	5339	ITV20	0.050
COUNTRY SEDAN																		
1974-1970	V8-5.8	H		5025	T16PR-U							4509	PTF16TT	4715	ITF16TT	5330	ITF16	0.035
1974	V8-6.6	S		5026	T16PR-U11							4509	PTF16TT	4715	ITF16TT	5330	ITF16	0.044
1974	V8-7.5	A		5026	T16PR-U11							4509	PTF16TT	4715	ITF16TT	5330	ITF16	0.044
1973-1972	V8-7.5	A		5025	T16PR-U							4509	PTF16TT	4715	ITF16TT	5330	ITF16	0.035
1973-1971	V8-6.6	S		5025	T16PR-U							4509	PTF16TT	4715	ITF16TT	5330	ITF16	0.035
1973	V8-7.0	N		5008	MA16PR-U													0.035
1972	V8-5.0	F		5008	MA16PR-U													0.035
1972	V8-7.0	N		5025	T16PR-U							4509	PTF16TT	4715	ITF16TT	5330	ITF16	0.035
1971-1969	V8-7.0	K		5008	MA16PR-U													0.035
1971-1969	V8-7.0	N		5008	MA16PR-U													0.035
1971	V8-5.0	D		5008	MA16PR-U													0.035
1971	V8-6.4	Y		5013	MA20PR-U													0.035
1970-1968	V8-7.0	P		5008	MA16PR-U													0.035
1970	L6-3.9	V		5008	MA16PR-U													0.035
1970	V8-6.4	X		5013	MA20PR-U													0.035
1969-1968	V8-5.0	F		5008	MA16PR-U													0.035
1969	L6-3.9	B		5008	MA16PR-U													0.035
1969	V8-5.8	H		5013	MA20PR-U													0.035
1969	V8-6.4	Y		5013	MA20PR-U													0.035
1968	L6-3.9	V		5008	MA16PR-U													0.035
1968	V8-6.4	X		5013	MA20PR-U													0.035
1968	V8-6.4	Z		5013	MA20PR-U													0.035
1967-1965	V8-6.4			5013	MA20PR-U													0.035
1967-1963	L6-3.3			5008	MA16PR-U													0.035
1967-1962	L6-2.8			5008	MA16PR-U													0.035
1967	V8-4.7			5008	MA16PR-U													0.035
1967	V8-5.8			5013	MA20PR-U													0.035
1966-1964	V8-7.0			5008	MA16PR-U													0.035



YEAR ANNEE AÑO	CYL	ENGINE MOTEUR MOTOR	NOTES/NOTAS	OE Types						Twin-Tip (TT) Technology				High Performance		GAP ECART. BRECHA	
				U-GROOVE (Standard)		DOUBLE PLATINUM		IRIDIUM LONG-LIFE		PLATINUM TT		IRIDIUM TT		IRIDIUM POWER / IRIDIUM RACING			
				STOCK STOCK BOLSA	PLUG BOUGIE BUJIA	STOCK STOCK BOLSA	PLUG BOUGIE BUJIA	STOCK STOCK BOLSA	PLUG BOUGIE BUJIA	STOCK STOCK BOLSA	PLUG BOUGIE BUJIA	STOCK STOCK BOLSA	PLUG BOUGIE BUJIA	STOCK STOCK BOLSA	PLUG BOUGIE BUJIA		
FORD [continued]																	
COUNTRY SEDAN [continued]																	
1966-1963	V8-4.7			5013	MA20PR-U												0.035
1966-1959	V8-5.8			5008	MA16PR-U												0.035
1964-1963	V8-4.3			5013	MA20PR-U												0.035
1964-1955	L6-3.6			5013	MA20PR-U												0.035
1964	V8-6.4			5008	MA16PR-U												0.035
1963	V8-6.4			5013	MA20PR-U												0.035
1962-1958	V8-4.8			5006	MA9PR-U												0.035
1962	L6-2.4			5013	MA20PR-U												0.035
1962	V8-6.4			5008	MA16PR-U												0.035
1959-1958	V8-5.4			5013	MA20PR-U												0.035
1957-1955	V8-4.4			5006	MA9PR-U												0.035
1954	L6-3.6			6013	W14L												0.027
1953	V8-3.7			6013	W14L												0.027
1951-1950	L6-3.7			6013	W14L												0.027
COUNTRY SQUIRE																	
1991-1988	V8-5.0	F		5047	T16NR-U11												0.044
1987	V8-5.0	F		5047	T16NR-U11												0.044
1974-1970	V8-5.8	H		5025	T16PR-U					4509	PTF16TT	4715	ITF16TT	5330	ITF16		0.035
1974	V8-6.6	S		5026	T16PR-U11					4509	PTF16TT	4715	ITF16TT	5330	ITF16		0.044
1974	V8-7.5	A		5026	T16PR-U11					4509	PTF16TT	4715	ITF16TT	5330	ITF16		0.044
1973-1972	V8-7.5	A		5025	T16PR-U					4509	PTF16TT	4715	ITF16TT	5330	ITF16		0.035
1973-1971	V8-6.6	S		5025	T16PR-U					4509	PTF16TT	4715	ITF16TT	5330	ITF16		0.035
1973-1969	V8-7.0	N		5008	MA16PR-U												0.035
1972-1971	V8-5.0	D		5008	MA16PR-U												0.035
1971-1969	V8-7.0	K		5008	MA16PR-U												0.035
1971	V8-6.4	Y		5013	MA20PR-U												0.035
1970-1968	V8-6.4	X		5013	MA20PR-U												0.035
1970	V8-5.0	F		5008	MA16PR-U												0.035
1969-1968	V8-7.0	P		5008	MA16PR-U												0.035
1969	V8-5.0	F		5008	MA16PR-U					4509	PTF16TT						0.035
1969	V8-5.0											4715	ITF16TT	5330	ITF16		0.040
1969	V8-5.8	H		5013	MA20PR-U												0.035
1969	V8-6.4	S		5013	MA20PR-U												0.035
1968	V8-5.0	F		5008	MA16PR-U												0.035
1968	V8-6.4	Z		5013	MA20PR-U												0.035
1968	V8-7.0	W		5008	MA16PR-U												0.035
1967-1963	L6-3.3			5008	MA16PR-U												0.035
1967-1962	L6-2.8			5008	MA16PR-U												0.035
1967	V8-4.7			5008	MA16PR-U												0.035
1967	V8-5.8			5013	MA20PR-U												0.035
1966-1963	V8-4.7			5013	MA20PR-U												0.035



YEAR ANEE AÑO	CYL	ENGINE MOTEUR MOTOR	NOTES/NOTAS	OE Types						Twin-Tip (TT) Technology				High Performance		GAP ECART. BRECHA	
				U-GROOVE (Standard)		DOUBLE PLATINUM		IRIDIUM LONG-LIFE		PLATINUM TT		IRIDIUM TT		IRIDIUM POWER / IRIDIUM RACING			
				STOCK STOCK BOLSA	PLUG BOUGIE BUJIA	STOCK STOCK BOLSA	PLUG BOUGIE BUJIA	STOCK STOCK BOLSA	PLUG BOUGIE BUJIA	STOCK STOCK BOLSA	PLUG BOUGIE BUJIA	STOCK STOCK BOLSA	PLUG BOUGIE BUJIA	STOCK STOCK BOLSA	PLUG BOUGIE BUJIA		
FORD [continued]																	
COUNTRY SQUIRE [continued]																	
1966-1959	V8-5.8			5008	MA16PR-U												0.035
1966	V8-7.0			5008	MA16PR-U												0.035
1964-1963	V8-4.3			5013	MA20PR-U												0.035
1964-1962	V8-6.4			5013	MA20PR-U												0.035
1964-1955	L6-3.6			5013	MA20PR-U												0.035
1964	V8-7.0			5008	MA16PR-U												0.035
1962-1958	V8-4.8			5006	MA9PR-U												0.035
1962	L6-2.4			5013	MA20PR-U												0.035
1959-1958	V8-5.4			5013	MA20PR-U												0.035
1957-1956	V8-4.4			5006	MA9PR-U												0.035
1955	V8-4.4	M		5006	MA9PR-U												0.035
1955	V8-4.4	U		5006	MA9PR-U												0.035
1954	L6-3.6			6013	W14L												0.027
1953	V8-3.7			6013	W14L												0.027
1951-1950	L6-3.7			6013	W14L												0.027
COURIER																	
1982-1981	L4-2.0	1		5022	T16EPR-U	5091	PT16EPR10			4511	PT16TT	4713	IT16TT	5325	IT16		0.032
1982-1981	L4-2.3	2		5022	T16EPR-U	5091	PT16EPR10			4511	PT16TT	4713	IT16TT	5325	IT16		0.032
1980-1977	L4-2.3	B		5022	T16EPR-U	5091	PT16EPR10			4511	PT16TT	4713	IT16TT	5325	IT16		0.032
1979	L4-1.8	C		3031	W16EXR-U	3004	P16R			4501	PW16TT	4708	IW16TT	5305	IW16		0.032
1979	L4-2.0	C		5022	T16EPR-U	5091	PT16EPR10			4511	PT16TT	4713	IT16TT	5325	IT16		0.032
1978-1977	L4-1.8	A		3066	W20EXR-U	3229	P20R8			4502	PW20TT	4709	IW20TT	5306	IW20		0.032
1976-1972	L4-1.8			3066	W20EXR-U	3229	P20R8			4502	PW20TT	4709	IW20TT	5306	IW20		0.032
COURIER SEDAN DELIVERY																	
1960-1955	L6-3.6			5013	MA20PR-U												0.035
1958-1957	V8-4.8			5006	MA9PR-U												0.035
1957-1956	V8-4.4			5006	MA9PR-U												0.035
1957	V8-5.8			5006	MA9PR-U												0.035
1954	L6-3.6			6013	W14L												0.027
CRESTLINE																	
1954	L6-3.6			6013	W14L												0.027
1953	V8-3.7			6013	W14L												0.027
1950	V8-3.9			6013	W14L												0.027
CROWN VICTORIA																	
2011	V8-4.6	V				5070	PT16EPR-L13			4511	PT16TT	4713	IT16TT	5325	IT16		0.050
2011	V8-4.6	-				5070	PT16EPR-L13			4511	PT16TT	4713	IT16TT	5325	IT16		0.050
2010-2006	V8-4.6	V		5023	T16EPR-U15	5070	PT16EPR-L13			4511	PT16TT	4713	IT16TT	5325	IT16		0.050
2008-1995	V8-4.6	W		5023	T16EPR-U15	5070	PT16EPR-L13			4511	PT16TT	4713	IT16TT	5325	IT16		0.050
2005-1996	V8-4.6	9		5023	T16EPR-U15	5070	PT16EPR-L13			4511	PT16TT	4713	IT16TT	5325	IT16		0.050
1996	V8-4.6	6		5023	T16EPR-U15	5070	PT16EPR-L13			4511	PT16TT	4713	IT16TT	5325	IT16		0.050
1994-1992	V8-4.6	W		5032	T20EPR-U					4512	PT20TT	4714	IT20TT	5326	IT20		0.032



YEAR ANNEE AÑO	CYL	ENGINE MOTEUR MOTOR	NOTES/NOTAS	OE Types						Twin-Tip (TT) Technology				High Performance		GAP ECART. BRECHA	
				U-GROOVE (Standard)		DOUBLE PLATINUM		IRIDIUM LONG-LIFE		PLATINUM TT		IRIDIUM TT		IRIDIUM POWER / IRIDIUM RACING			
				STOCK STOCK BOLSA	PLUG BOUGIE BUJIA	STOCK STOCK BOLSA	PLUG BOUGIE BUJIA	STOCK STOCK BOLSA	PLUG BOUGIE BUJIA	STOCK STOCK BOLSA	PLUG BOUGIE BUJIA	STOCK STOCK BOLSA	PLUG BOUGIE BUJIA	STOCK STOCK BOLSA	PLUG BOUGIE BUJIA		
FORD [continued]																	
CUSTOM																	
1972-1971	L6-3.9	E		5008	MA16PR-U												0.035
1972-1971	L6-3.9	V		5008	MA16PR-U												0.035
1972-1971	V8-6.6	S		5025	T16PR-U					4509	PTF16TT	4715	ITF16TT	5330	ITF16		0.035
1972-1970	V8-5.8	H		5025	T16PR-U					4509	PTF16TT	4715	ITF16TT	5330	ITF16		0.035
1972	V8-5.0	D		5008	MA16PR-U												0.035
1972	V8-7.0	N		5025	T16PR-U					4509	PTF16TT	4715	ITF16TT	5330	ITF16		0.035
1971-1969	V8-7.0	K		5008	MA16PR-U												0.035
1971-1969	V8-7.0	N		5008	MA16PR-U												0.035
1971-1968	V8-6.4	Y		5013	MA20PR-U												0.035
1971	V8-5.0	D		5035	T20PR-U					4510	PTF20TT	4716	ITF20TT	5331	ITF20		0.035
1970-1969	V8-5.0	D		5008	MA16PR-U												0.035
1970-1968	L6-3.9	B		5008	MA16PR-U												0.035
1970-1968	V8-7.0	P		5008	MA16PR-U												0.035
1969-1968	L6-3.9	E		5008	MA16PR-U												0.035
1969-1968	V8-5.0	F		5008	MA16PR-U												0.035
1969	V8-5.8	H		5013	MA20PR-U												0.035
1968	V8-6.4	Z		5013	MA20PR-U												0.035
1967-1965	V8-6.4			5013	MA20PR-U												0.035
1967	V8-4.7			5008	MA16PR-U												0.035
1966-1965	V8-4.7			5013	MA20PR-U												0.035
1966-1964	V8-5.8			5008	MA16PR-U												0.035
1966	V8-7.0			5008	MA16PR-U												0.035
1964	L6-3.6			5013	MA20PR-U												0.035
1964	V8-4.3			5013	MA20PR-U												0.035
1964	V8-6.4			5008	MA16PR-U												0.035
1957	L6-3.6			5013	MA20PR-U												0.035
1957	V8-4.4			5006	MA9PR-U												0.035
1957	V8-4.8			5006	MA9PR-U												0.035
1951-1950	L6-3.7			6013	W14L												0.027
CUSTOM 300																	
1960-1959	V8-5.8			5008	MA16PR-U												0.035
1959-1958	L6-3.6			5013	MA20PR-U												0.035
1959-1958	V8-4.8			5006	MA9PR-U												0.035
1959-1958	V8-5.4			5013	MA20PR-U												0.035
CUSTOM 500																	
1977-1975	V8-5.8	H		5026	T16PR-U11					4509	PTF16TT	4715	ITF16TT	5330	ITF16		0.044
1977-1974	V8-6.6	S		5026	T16PR-U11					4509	PTF16TT	4715	ITF16TT	5330	ITF16		0.044
1976-1974	V8-7.5	A		5026	T16PR-U11					4509	PTF16TT	4715	ITF16TT	5330	ITF16		0.044
1976-1974	V8-7.5	C		5026	T16PR-U11					4509	PTF16TT	4715	ITF16TT	5330	ITF16		0.044
1974-1970	V8-5.8	H		5025	T16PR-U					4509	PTF16TT	4715	ITF16TT	5330	ITF16		0.035



YEAR ANNEE AÑO	CYL	ENGINE MOTEUR MOTOR	NOTES/NOTAS	OE Types						Twin-Tip (TT) Technology				High Performance		GAP ECART. BRECHA	
				U-GROOVE (Standard)		DOUBLE PLATINUM		IRIDIUM LONG-LIFE		PLATINUM TT		IRIDIUM TT		IRIDIUM POWER / IRIDIUM RACING			
				STOCK STOCK BOLSA	PLUG BOUGIE BUJIA	STOCK STOCK BOLSA	PLUG BOUGIE BUJIA	STOCK STOCK BOLSA	PLUG BOUGIE BUJIA	STOCK STOCK BOLSA	PLUG BOUGIE BUJIA	STOCK STOCK BOLSA	PLUG BOUGIE BUJIA	STOCK STOCK BOLSA	PLUG BOUGIE BUJIA		
FORD [continued]																	
CUSTOM 500 [continued]																	
1973-1971	V8-6.6	S		5025	T16PR-U						4509	PTF16TT	4715	ITF16TT	5330	ITF16	0.035
1973-1969	V8-7.0	N		5008	MA16PR-U												0.035
1973	V8-7.5	A		5025	T16PR-U						4509	PTF16TT	4715	ITF16TT	5330	ITF16	0.035
1972-1971	L6-3.9	E		5008	MA16PR-U												0.035
1972	V8-5.0	D		5008	MA16PR-U						4509	PTF16TT					0.035
1971-1969	V8-7.0	K		5008	MA16PR-U												0.035
1971	V8-5.0	F		5008	MA16PR-U												0.035
1971	V8-6.4	Y		5013	MA20PR-U												0.035
1970-1969	V8-5.0	D		5008	MA16PR-U												0.035
1970-1968	L6-3.9	B		5008	MA16PR-U												0.035
1970-1968	V8-7.0	P		5008	MA16PR-U												0.035
1970	V8-6.4	X		5013	MA20PR-U												0.035
1969-1968	V8-6.4	Y		5013	MA20PR-U												0.035
1969	V8-5.8	H		5013	MA20PR-U												0.035
1968	V8-4.7	C		5008	MA16PR-U												0.035
1968	V8-5.0	F		5008	MA16PR-U												0.035
1968	V8-6.4	Z		5013	MA20PR-U												0.035
1968	V8-7.0	W		5008	MA16PR-U												0.035
CUSTOMLINE																	
1956-1955	L6-3.6			5013	MA20PR-U												0.035
1956-1955	V8-4.4			5006	MA9PR-U												0.035
1954	L6-3.6			6013	W14L												0.027
1953	V8-3.7			6013	W14L												0.027
DEL RIO WAGON																	
1958-1957	L6-3.6			5013	MA20PR-U												0.035
1958-1957	V8-4.8			5006	MA9PR-U												0.035
1958	V8-5.4			5013	MA20PR-U												0.035
1957	V8-4.4			5006	MA9PR-U												0.035
1957	V8-5.1			5006	MA9PR-U												0.035
DELUXE																	
1951-1946	L6-3.7			6013	W14L												0.027
E-100 VAN																	
1983-1980	V8-5.0	F		5026	T16PR-U11						4509	PTF16TT	4715	ITF16TT	5330	ITF16	0.044
1983-1980	V8-5.8	G		5026	T16PR-U11						4509	PTF16TT	4715	ITF16TT	5330	ITF16	0.044
1983	L6-4.9	Y		5008	MA16PR-U												0.035
1982-1980	L6-4.9	E		5008	MA16PR-U												0.035
1979-1975	V8-5.8	H		5026	T16PR-U11						4509	PTF16TT	4715	ITF16TT	5330	ITF16	0.044
1979-1972	L6-4.9	B		5008	MA16PR-U												0.035
1979	V8-5.0	G		5026	T16PR-U11						4509	PTF16TT	4715	ITF16TT	5330	ITF16	0.044
1978	L6-4.9	K		5008	MA16PR-U												0.035
1978	V8-7.5	A		5026	T16PR-U11						4509	PTF16TT	4715	ITF16TT	5330	ITF16	0.044



YEAR ANNEE AÑO	CYL	ENGINE MOTEUR MOTOR	NOTES/NOTAS	OE Types						Twin-Tip (TT) Technology				High Performance		GAP ECART. BRECHA	
				U-GROOVE (Standard)		DOUBLE PLATINUM		IRIDIUM LONG-LIFE		PLATINUM TT		IRIDIUM TT		IRIDIUM POWER / IRIDIUM RACING			
				STOCK STOCK BOLSA	PLUG BOUGIE BUJIA	STOCK STOCK BOLSA	PLUG BOUGIE BUJIA	STOCK STOCK BOLSA	PLUG BOUGIE BUJIA	STOCK STOCK BOLSA	PLUG BOUGIE BUJIA	STOCK STOCK BOLSA	PLUG BOUGIE BUJIA	STOCK STOCK BOLSA	PLUG BOUGIE BUJIA		
FORD [continued]																	
E-100 VAN [continued]																	
1975	V8-5.0	G		5026	T16PR-U11						4509	PTF16TT	4715	ITF16TT	5330	ITF16	0.044
1974-1972	V8-5.0	G		5008	MA16PR-U												0.035
1974-1968	L6-3.9	A		5008	MA16PR-U												0.035
1971-1968	L6-2.8	F		5008	MA16PR-U												0.035
1971-1968	V8-5.0	G		5013	MA20PR-U												0.035
E-150 VAN																	
2014-2011	V8-5.4	L				5070	PT16EPR-L13				4511	PT16TT	4713	IT16TT	5325	IT16	0.050
2014	V8-4.6	W									4512	PT20TT	4714	IT20TT	5326	IT20	0.040
2013-2011	V8-4.6	W				5070	PT16EPR-L13				4511	PT16TT	4713	IT16TT	5325	IT16	0.050
2010-2009	V8-5.4	L		5023	T16EPR-U15	5070	PT16EPR-L13				4511	PT16TT	4713	IT16TT	5325	IT16	0.050
2010-1999	V8-4.6	W		5023	T16EPR-U15	5070	PT16EPR-L13				4511	PT16TT	4713	IT16TT	5325	IT16	0.050
2008	V8-5.4	L									4512	PT20TT	4714	IT20TT	5326	IT20	0.040
2007-2006	V8-5.4	L											4714	IT20TT	5326	IT20	0.040
2005-1999	V8-5.4	L									4511	PT16TT	4714	IT20TT	5326	IT20	0.040
2003	V6-4.2	2				5077	PTJ16R15	5090	ZTJ16R10	4511	PT16TT						0.060
2002-2000	V6-4.2	2				5077	PTJ16R15	5090	ZTJ16R10	4511	PT16TT	4713	IT16TT	5325	IT16		0.060
1999-1998	V6-4.2	2		5023	T16EPR-U15	5077	PTJ16R15	5090	ZTJ16R10	4511	PT16TT	4713	IT16TT	5325	IT16		0.060
1999-1997	V8-4.6	6		5023	T16EPR-U15	5070	PT16EPR-L13			4511	PT16TT	4713	IT16TT	5325	IT16		0.050
1998	V8-5.4	L											4714	IT20TT	5326	IT20	0.040
1998	V8-5.4	Z				5070	PT16EPR-L13						4714	IT20TT	5326	IT20	0.050
1997	V6-4.2	2		5023	T16EPR-U15	5070	PT16EPR-L13			4511	PT16TT	4713	IT16TT	5325	IT16		0.050
1997	V8-5.4	L		5023	T16EPR-U15	5070	PT16EPR-L13			4511	PT16TT	4713	IT16TT	5325	IT16		0.050
1996-1994	L6-4.9	Y		5013	MA20PR-U												0.035
1996-1990	V8-5.0	N		5025	T16PR-U					4509	PTF16TT	4715	ITF16TT	5330	ITF16		0.035
1996	V8-5.8	H		5036	T20PR-U11					4510	PTF20TT	4716	ITF20TT	5331	ITF20		0.044
1995-1985	V8-5.8	H		5035	T20PR-U					4510	PTF20TT	4716	ITF20TT	5331	ITF20		0.035
1993-1992	L6-4.9	Y		5008	MA16PR-U												0.035
1991-1989	L6-4.9	Y		5013	MA20PR-U												0.035
1989-1986	V8-5.0	N		5035	T20PR-U					4510	PTF20TT	4716	ITF20TT	5331	ITF20		0.035
1988-1983	L6-4.9	Y		5008	MA16PR-U												0.035
1985-1983	L6-4.9	9		5008	MA16PR-U												0.035
1985	V8-5.0	F		5035	T20PR-U					4510	PTF20TT	4716	ITF20TT	5331	ITF20		0.035
1985	V8-5.8	G		5035	T20PR-U					4510	PTF20TT	4716	ITF20TT	5331	ITF20		0.035
1984-1980	V8-5.0	F		5026	T16PR-U11					4509	PTF16TT	4715	ITF16TT	5330	ITF16		0.044
1984-1980	V8-5.8	G		5026	T16PR-U11					4509	PTF16TT	4715	ITF16TT	5330	ITF16		0.044
1984	V8-5.8	H		5036	T20PR-U11					4510	PTF20TT	4716	ITF20TT	5331	ITF20		0.044
1982-1980	L6-4.9	E		5008	MA16PR-U												0.035
1980	V8-7.5	L		5036	T20PR-U11					4510	PTF20TT	4716	ITF20TT	5331	ITF20		0.044
1979-1976	V8-7.5	A		5026	T16PR-U11					4509	PTF16TT	4715	ITF16TT	5330	ITF16		0.044
1979-1975	L6-4.9	B		5008	MA16PR-U												0.035
1979-1975	V8-5.8	H		5026	T16PR-U11					4509	PTF16TT	4715	ITF16TT	5330	ITF16		0.044



YEAR ANEE AÑO	CYL	ENGINE MOTEUR MOTOR	NOTES/NOTAS	OE Types						Twin-Tip (TT) Technology				High Performance		GAP ECART. BRECHA	
				U-GROOVE (Standard)		DOUBLE PLATINUM		IRIDIUM LONG-LIFE		PLATINUM TT		IRIDIUM TT		IRIDIUM POWER / IRIDIUM RACING			
				STOCK STOCK BOLSA	PLUG BOUGIE BUJIA	STOCK STOCK BOLSA	PLUG BOUGIE BUJIA	STOCK STOCK BOLSA	PLUG BOUGIE BUJIA	STOCK STOCK BOLSA	PLUG BOUGIE BUJIA	STOCK STOCK BOLSA	PLUG BOUGIE BUJIA	STOCK STOCK BOLSA	PLUG BOUGIE BUJIA		
FORD [continued]																	
E-150 VAN [continued]																	
1979	V8-5.0	G		5026	T16PR-U11						4509	PTF16TT	4715	ITF16TT	5330	ITF16	0.044
1978	L6-4.9	K		5008	MA16PR-U												0.035
1975	V8-5.0	G		5026	T16PR-U11						4509	PTF16TT	4715	ITF16TT	5330	ITF16	0.044
E-200 VAN																	
1974-1972	L6-4.9	B		5008	MA16PR-U												0.035
1974-1972	V8-5.0	G		5008	MA16PR-U												0.035
1974-1968	L6-3.9	A		5008	MA16PR-U												0.035
1971-1968	L6-2.8	F		5008	MA16PR-U												0.035
1971-1968	V8-5.0	G		5013	MA20PR-U												0.035
E-250 SUPER DUTY																	
2005	V8-5.4	M				5070	PT16EPR-L13										0.050
2004	V8-5.4	M		5023	T16EPR-U15	5070	PT16EPR-L13					4713	IT16TT	5325	IT16		0.050
E-250 VAN																	
2014-2011	V8-5.4	L				5070	PT16EPR-L13				4511	PT16TT	4713	IT16TT	5325	IT16	0.050
2014	V8-4.6	W									4512	PT20TT	4714	IT20TT	5326	IT20	0.040
2013-2011	V8-4.6	W				5070	PT16EPR-L13				4511	PT16TT	4713	IT16TT	5325	IT16	0.050
2010-2003	V8-4.6	W		5023	T16EPR-U15	5070	PT16EPR-L13				4511	PT16TT	4713	IT16TT	5325	IT16	0.050
2010	V8-5.4	L		5023	T16EPR-U15	5070	PT16EPR-L13				4511	PT16TT	4713	IT16TT	5325	IT16	0.050
2009-2008	V8-5.4	L									4512	PT20TT	4714	IT20TT	5326	IT20	0.040
2007-1998	V8-5.4	L										4714	IT20TT	5326	IT20	0.040	
2005	V8-5.4	M									4511	PT16TT	4713	IT16TT	5325	IT16	0.040
2004-1997	V8-5.4	M		5023	T16EPR-U15	5070	PT16EPR-L13				4511	PT16TT	4713	IT16TT	5325	IT16	0.050
2003-1998	V6-4.2	Z				5077	PTJ16R15	5090	ZTJ16R10		4511	PT16TT	4713	IT16TT	5325	IT16	0.060
1999-1998	V8-5.4	Z										4714	IT20TT	5326	IT20	0.040	
1997	V6-4.2	Z		5023	T16EPR-U15	5070	PT16EPR-L13				4511	PT16TT	4713	IT16TT	5325	IT16	0.050
1997	V8-5.4	L		5023	T16EPR-U15	5070	PT16EPR-L13				4511	PT16TT	4713	IT16TT	5325	IT16	0.050
1996-1995	L6-4.9	Z		5013	MA20PR-U												0.035
1996-1994	L6-4.9	Y		5013	MA20PR-U												0.035
1996	V8-5.8	H		5036	T20PR-U11						4510	PTF20TT	4716	ITF20TT	5331	ITF20	0.044
1995-1985	V8-5.8	H		5035	T20PR-U						4510	PTF20TT	4716	ITF20TT	5331	ITF20	0.035
1993-1992	L6-4.9	Y		5008	MA16PR-U												0.035
1991-1990	L6-4.9	Y		5013	MA20PR-U												0.035
1991-1990	V8-5.0	N		5025	T16PR-U						4509	PTF16TT	4715	ITF16TT	5330	ITF16	0.035
1991-1988	V8-7.5	G		5025	T16PR-U						4509	PTF16TT	4715	ITF16TT	5330	ITF16	0.035
1989-1986	V8-5.0	N		5035	T20PR-U						4510	PTF20TT	4716	ITF20TT	5331	ITF20	0.035
1989-1983	L6-4.9	Y		5008	MA16PR-U												0.035
1987-1985	V8-7.5	L		5025	T16PR-U						4509	PTF16TT	4715	ITF16TT	5330	ITF16	0.035
1985-1982	L6-4.9	9		5008	MA16PR-U												0.035
1985	V8-5.0	F		5035	T20PR-U						4510	PTF20TT	4716	ITF20TT	5331	ITF20	0.035
1985	V8-5.8	G		5035	T20PR-U						4510	PTF20TT	4716	ITF20TT	5331	ITF20	0.035
1984-1980	V8-5.0	F		5026	T16PR-U11						4509	PTF16TT	4715	ITF16TT	5330	ITF16	0.044



YEAR ANNEE AÑO	CYL	ENGINE MOTEUR MOTOR	NOTES/NOTAS	OE Types						Twin-Tip (TT) Technology				High Performance		GAP ECART. BRECHA
				U-GROOVE (Standard)		DOUBLE PLATINUM		IRIDIUM LONG-LIFE		PLATINUM TT		IRIDIUM TT		IRIDIUM POWER / IRIDIUM RACING		
				STOCK STOCK BOLSA	PLUG BOUGIE BUJIA	STOCK STOCK BOLSA	PLUG BOUGIE BUJIA	STOCK STOCK BOLSA	PLUG BOUGIE BUJIA	STOCK STOCK BOLSA	PLUG BOUGIE BUJIA	STOCK STOCK BOLSA	PLUG BOUGIE BUJIA	STOCK STOCK BOLSA	PLUG BOUGIE BUJIA	
FORD [continued]																
E-250 VAN [continued]																
1984-1980	V8-5.8	G		5026	T16PR-U11					4509	PTF16TT	4715	ITF16TT	5330	ITF16	0.044
1984	V8-5.8	H		5036	T20PR-U11					4510	PTF20TT	4716	ITF20TT	5331	ITF20	0.044
1984	V8-7.5	L		5026	T16PR-U11					4509	PTF16TT	4715	ITF16TT	5330	ITF16	0.044
1983-1980	V8-7.5	L		5036	T20PR-U11					4510	PTF20TT	4716	ITF20TT	5331	ITF20	0.044
1982-1980	L6-4.9	E		5008	MA16PR-U											0.035
1982-1980	V8-6.6	Z		5026	T16PR-U11					4509	PTF16TT	4715	ITF16TT	5330	ITF16	0.044
1979-1975	L6-4.9	B		5008	MA16PR-U											0.035
1979-1975	V8-5.8	H		5026	T16PR-U11					4509	PTF16TT	4715	ITF16TT	5330	ITF16	0.044
1979-1975	V8-7.5	A		5026	T16PR-U11					4509	PTF16TT	4715	ITF16TT	5330	ITF16	0.044
1979	V8-5.0	G		5026	T16PR-U11					4509	PTF16TT	4715	ITF16TT	5330	ITF16	0.044
1978	L6-4.9	K		5008	MA16PR-U											0.035
1975	V8-5.0	G		5026	T16PR-U11					4509	PTF16TT	4715	ITF16TT	5330	ITF16	0.044
E-300 VAN																
1974-1972	L6-4.9	B		5008	MA16PR-U											0.035
1974-1972	V8-5.0	G		5008	MA16PR-U											0.035
1974-1968	L6-3.9	A		5008	MA16PR-U											0.035
1971-1968	V8-5.0	G		5013	MA20PR-U											0.035
1970-1969	L6-2.8	F		5008	MA16PR-U											0.035
E-350 SUPER DUTY																
2014-2011	V10-6.8	S				5070	PT16EPR-L13			4511	PT16TT	4713	IT16TT	5325	IT16	0.050
2014-2011	V8-5.4	L				5070	PT16EPR-L13			4511	PT16TT	4713	IT16TT	5325	IT16	0.050
2010-2009	V8-5.4	L		5023	T16EPR-U15	5070	PT16EPR-L13			4511	PT16TT	4713	IT16TT	5325	IT16	0.050
2010	V10-6.8	S		5023	T16EPR-U15	5070	PT16EPR-L13			4511	PT16TT	4713	IT16TT	5325	IT16	0.050
2009-2008	V10-6.8	S								4512	PT20TT	4714	IT20TT	5326	IT20	0.040
2008	V8-5.4	L								4512	PT20TT	4714	IT20TT	5326	IT20	0.040
2007-2004	V10-6.8	S										4714	IT20TT	5326	IT20	0.040
2007-2004	V8-5.4	L										4714	IT20TT	5326	IT20	0.040
2005	V8-5.4	M										4714	IT20TT	5326	IT20	0.040
2004	V8-5.4	M				5070	PT16EPR-L13									0.050
E-350 VAN																
2005-2004	V8-5.4	L								4511	PT16TT					0.040
2005-1997	V8-5.4	M		5023	T16EPR-U15	5070	PT16EPR-L13			4511	PT16TT	4713	IT16TT	5325	IT16	0.050
2005	V10-6.8	S		5023	T16EPR-U15	5070	PT16EPR-L13			4511	PT16TT	4713	IT16TT	5325	IT16	0.050
2003	V10-6.8	S		5023	T16EPR-U15	5070	PT16EPR-L13			4511	PT16TT	4714	IT20TT	5326	IT20	0.050
2003	V8-5.4	L								4511	PT16TT	4714	IT20TT	5326	IT20	0.040
2002-2000	V8-5.4	L				5070	PT16EPR-L13			4511	PT16TT	4713	IT16TT	5326	IT20	0.050
2002-2000	V8-5.4	L				5070	PT16EPR-L13			4511	PT16TT	4714	IT20TT			0.050
2002-1999	V10-6.8	S				5070	PT16EPR-L13			4511	PT16TT	4714	IT20TT	5326	IT20	0.050
2002-1999	V8-5.4	L										4713	IT16TT	5325	IT16	0.040
2002	V10-6.8	S				5070	PT16EPR-L13			4511	PT16TT	4713	IT16TT	5325	IT16	0.050
2002	V10-6.8	S				5070	PT16EPR-L13			4511	PT16TT	4713	IT16TT	5326	IT20	0.050



YEAR ANNEE AÑO	CYL	ENGINE MOTEUR MOTOR	NOTES/NOTAS	OE Types						Twin-Tip (TT) Technology				High Performance		GAP ECART. BRECHA	
				U-GROOVE (Standard)		DOUBLE PLATINUM		IRIDIUM LONG-LIFE		PLATINUM TT		IRIDIUM TT		IRIDIUM POWER / IRIDIUM RACING			
				STOCK STOCK BOLSA	PLUG BOUGIE BUJIA	STOCK STOCK BOLSA	PLUG BOUGIE BUJIA	STOCK STOCK BOLSA	PLUG BOUGIE BUJIA	STOCK STOCK BOLSA	PLUG BOUGIE BUJIA	STOCK STOCK BOLSA	PLUG BOUGIE BUJIA	STOCK STOCK BOLSA	PLUG BOUGIE BUJIA		
FORD [continued]																	
E-350 VAN [continued]																	
2001	V10-6.8	S				5070	PT16EPR-L13				4511	PT16TT	4713	IT16TT	5325	IT16	0.050
2001	V10-6.8	S				5070	PT16EPR-L13				4511	PT16TT	4713	IT16TT	5326	IT20	0.050
2000	V10-6.8	S				5070	PT16EPR-L13				4511	PT16TT	4713	IT16TT	5325	IT16	0.050
2000	V10-6.8	S				5070	PT16EPR-L13				4511	PT16TT	4713	IT16TT	5326	IT20	0.050
1999-1998	V8-5.4	Z									4511	PT16TT	4713	IT16TT	5326	IT20	0.040
1999	V10-6.8	S				5070	PT16EPR-L13				4511	PT16TT	4713	IT16TT	5325	IT16	0.050
1999	V10-6.8	S				5070	PT16EPR-L13				4511	PT16TT	4713	IT16TT	5326	IT20	0.050
1999	V8-5.4	L									4511	PT16TT	4713	IT16TT	5326	IT20	0.040
1999	V8-5.4	L									4511	PT16TT	4714	IT20TT			0.040
1999	V8-5.4	Z									4511	PT16TT	4714	IT20TT	5325	IT16	0.040
1998	V10-6.8	S											4714	IT20TT	5326	IT20	0.040
1998	V8-5.4	Z											4713	IT16TT	5325	IT16	0.040
1998	V8-5.4	L											4714	IT20TT	5326	IT20	0.040
1998	V8-5.4	Z								4511	PT16TT	4714	IT20TT				0.040
1997	V10-6.8	S		5023	T16EPR-U15	5070	PT16EPR-L13				4511	PT16TT	4713	IT16TT	5325	IT16	0.050
1997	V8-5.4	L		5023	T16EPR-U15	5070	PT16EPR-L13				4511	PT16TT	4713	IT16TT	5325	IT16	0.050
1996-1994	L6-4.9	Y		5013	MA20PR-U												0.035
1996	L6-4.9	Z		5013	MA20PR-U												0.035
1996	V8-5.8	H		5036	T20PR-U11					4510	PTF20TT	4716	ITF20TT	5331	ITF20		0.044
1996	V8-7.5	G		5025	T16PR-U					4509	PTF16TT	4715	ITF16TT	5330	ITF16		0.035
1995-1987	V8-7.5	G		5025	T16PR-U					4509	PTF16TT	4715	ITF16TT	5330	ITF16		0.035
1995-1985	V8-5.8	H		5035	T20PR-U					4510	PTF20TT	4716	ITF20TT	5331	ITF20		0.035
1993-1992	L6-4.9	Y		5008	MA16PR-U												0.035
1991-1990	L6-4.9	Y		5013	MA20PR-U												0.035
1989-1983	L6-4.9	Y		5008	MA16PR-U												0.035
1987-1985	V8-7.5	L		5025	T16PR-U					4509	PTF16TT	4715	ITF16TT	5330	ITF16		0.035
1985-1983	L6-4.9	9		5008	MA16PR-U												0.035
1985	V8-5.8	G		5035	T20PR-U					4510	PTF20TT	4716	ITF20TT	5331	ITF20		0.035
1984-1980	V8-5.8	G		5026	T16PR-U11					4509	PTF16TT	4715	ITF16TT	5330	ITF16		0.044
1984	V8-7.5	L		5026	T16PR-U11					4509	PTF16TT	4715	ITF16TT	5330	ITF16		0.044
1983-1980	V8-7.5	L		5036	T20PR-U11					4510	PTF20TT	4716	ITF20TT	5331	ITF20		0.044
1982-1980	L6-4.9	E		5008	MA16PR-U												0.035
1982-1980	V8-5.0	F		5026	T16PR-U11					4509	PTF16TT	4715	ITF16TT	5330	ITF16		0.044
1982-1980	V8-6.6	Z		5026	T16PR-U11					4509	PTF16TT	4715	ITF16TT	5330	ITF16		0.044
1982	L6-4.9	B		5008	MA16PR-U												0.035
1979-1978	L6-4.9	K		5008	MA16PR-U												0.035
1979-1975	L6-4.9	B		5008	MA16PR-U												0.035
1979-1975	V8-5.8	H		5026	T16PR-U11					4509	PTF16TT	4715	ITF16TT	5330	ITF16		0.044
1979-1975	V8-7.5	A		5026	T16PR-U11					4509	PTF16TT	4715	ITF16TT	5330	ITF16		0.044
1979	V8-5.0	G		5026	T16PR-U11					4509	PTF16TT	4715	ITF16TT	5330	ITF16		0.044
1975	V8-5.0	G		5026	T16PR-U11					4509	PTF16TT	4715	ITF16TT	5330	ITF16		0.044



YEAR ANNEE AÑO	CYL	ENGINE MOTEUR MOTOR	NOTES/NOTAS	OE Types						Twin-Tip (TT) Technology				High Performance		GAP ECART. BRECHA		
				U-GROOVE (Standard)		DOUBLE PLATINUM		IRIDIUM LONG-LIFE		PLATINUM TT		IRIDIUM TT		IRIDIUM POWER / IRIDIUM RACING				
				STOCK STOCK BOLSA	PLUG BOUGIE BUJIA	STOCK STOCK BOLSA	PLUG BOUGIE BUJIA	STOCK STOCK BOLSA	PLUG BOUGIE BUJIA	STOCK STOCK BOLSA	PLUG BOUGIE BUJIA	STOCK STOCK BOLSA	PLUG BOUGIE BUJIA	STOCK STOCK BOLSA	PLUG BOUGIE BUJIA			
FORD [continued]																		
E-450 ECONOLINE SUPER DUTY																		
2002-2000	V10-6.8	S										4714	IT20TT	5326	IT20	0.040		
2002-2000	V8-5.4	L										4714	IT20TT	5326	IT20	0.040		
2002-2000	V8-5.4	M										4714	IT20TT	5326	IT20	0.040		
E-450 SUPER DUTY																		
2014-2011	V10-6.8	S				5070	PT16EPR-L13					4511	PT16TT	4713	IT16TT	5325	IT16	0.050
2014-2011	V8-5.4	L				5070	PT16EPR-L13					4511	PT16TT	4713	IT16TT	5325	IT16	0.050
2010	V10-6.8	S		5023	T16EPR-U15	5070	PT16EPR-L13					4511	PT16TT	4713	IT16TT	5325	IT16	0.050
2010	V8-5.4	L		5023	T16EPR-U15	5070	PT16EPR-L13					4511	PT16TT	4713	IT16TT	5325	IT16	0.050
2009-2008	V10-6.8	S										4512	PT20TT	4714	IT20TT	5326	IT20	0.040
2009-2007	V8-5.4	L										4512	PT20TT	4714	IT20TT	5326	IT20	0.040
2007-2003	V10-6.8	S											4714	IT20TT	5326	IT20	0.040	
2006	V8-5.4	L											4714	IT20TT	5326	IT20	0.040	
2004-2003	V8-5.4	L											4714	IT20TT	5326	IT20	0.040	
E-550 ECONOLINE SUPER DUTY																		
2002	V10-6.8	S											4713	IT16TT	5325	IT16	0.040	
E-550 SUPER DUTY																		
2003	V10-6.8	S											4714	IT20TT	5326	IT20	0.040	
ECONOLINE SUPER DUTY																		
1999-1998	V10-6.8	S				5070	PT16EPR-L13						4714	IT20TT	5326	IT20	0.050	
1999	V8-5.4	M		5023	T16EPR-U15	5070	PT16EPR-L13					4511	PT16TT	4713	IT16TT	5325	IT16	0.050
1998-1997	V8-5.4	L		5023	T16EPR-U15	5070	PT16EPR-L13					4511	PT16TT	4713	IT16TT	5325	IT16	0.050
1997	V10-6.8	S		5023	T16EPR-U15	5070	PT16EPR-L13					4511	PT16TT	4713	IT16TT	5325	IT16	0.050
1996	V8-5.8	H		5036	T20PR-U11							4510	PTF20TT	4716	ITF20TT	5331	ITF20	0.044
1996	V8-7.5	G		5025	T16PR-U							4509	PTF16TT	4715	ITF16TT	5330	ITF16	0.035
EDGE																		
2014-2013	V6-3.5	C														5339	ITV20	0.044
2014-2013	V6-3.7	K														5339	ITV20	0.044
2014-2012	L4-2.0	9	T										4719	ITV20TT	5339	ITV20	0.040	
2012-2011	V6-3.7	K											4719	ITV20TT	5339	ITV20	0.040	
2012-2007	V6-3.5	C											4719	ITV20TT	5339	ITV20	0.040	
ELITE																		
1976-1975	V8-5.8	H		5026	T16PR-U11							4509	PTF16TT	4715	ITF16TT	5330	ITF16	0.044
1975	V8-6.6	S		5026	T16PR-U11							4509	PTF16TT	4715	ITF16TT	5330	ITF16	0.044
1975	V8-7.5	A		5026	T16PR-U11							4509	PTF16TT	4715	ITF16TT	5330	ITF16	0.044
ESCAPE																		
2014-2013	L4-2.0	9	T										4719	ITV20TT	5339	ITV20	0.040	
2014-2013	L4-2.5	7											4718	ITV16TT	5338	ITV16	0.040	
2012-2009	V6-3.0	G				5091	PT16EPR10					4511	PT16TT	4713	IT16TT	5325	IT16	0.040
2012	L4-2.5	-											4718	ITV16TT	5338	ITV16	0.040	



YEAR ANEE AÑO	CYL	ENGINE MOTEUR MOTOR	NOTES/NOTAS	OE Types						Twin-Tip (TT) Technology				High Performance		GAP ECART. BRECHA		
				U-GROOVE (Standard)		DOUBLE PLATINUM		IRIDIUM LONG-LIFE		PLATINUM TT		IRIDIUM TT		IRIDIUM POWER / IRIDIUM RACING				
				STOCK STOCK BOLSA	PLUG BOUGIE BUJIA	STOCK STOCK BOLSA	PLUG BOUGIE BUJIA	STOCK STOCK BOLSA	PLUG BOUGIE BUJIA	STOCK STOCK BOLSA	PLUG BOUGIE BUJIA	STOCK STOCK BOLSA	PLUG BOUGIE BUJIA	STOCK STOCK BOLSA	PLUG BOUGIE BUJIA			
FORD [continued]																		
ESCAPE [continued]																		
2011-2009	L4-2.5	3				5068	PT16VR13					4513	PTV16TT	4718	ITV16TT	5338	ITV16	0.050
2011-2009	L4-2.5	7				5068	PT16VR13					4513	PTV16TT	4718	ITV16TT	5338	ITV16	0.050
2008-2007	L4-2.3	H		5023	T16EPR-U15	5092	PT16EPR13					4511	PT16TT	4713	IT16TT	5325	IT16	0.050
2008-2007	L4-2.3	Z		5023	T16EPR-U15	5092	PT16EPR13					4511	PT16TT	4713	IT16TT	5325	IT16	0.050
2007	V6-3.0	1		5023	T16EPR-U15	5070	PT16EPR-L13					4511	PT16TT	4713	IT16TT	5325	IT16	0.050
2006	L4-2.3	H										4511	PT16TT	4713	IT16TT	5325	IT16	0.040
2006	L4-2.3	Z										4511	PT16TT	4713	IT16TT	5325	IT16	0.040
2006	V6-3.0	1	Limited,	5023	T16EPR-U15	5070	PT16EPR-L13					4511	PT16TT	4713	IT16TT	5325	IT16	0.060
2006	V6-3.0	1	XLT,	5023	T16EPR-U15	5070	PT16EPR-L13					4511	PT16TT	4713	IT16TT	5325	IT16	0.050
2005	L4-2.3	Z											4713	IT16TT	5325	IT16	0.040	
2005	V6-3.0	1		5023	T16EPR-U15	5070	PT16EPR-L13					4511	PT16TT	4713	IT16TT	5325	IT16	0.060
2004-2001	L4-2.0	B				5068	PT16VR13					4513	PTV16TT	4718	ITV16TT	5338	ITV16	0.050
2004-2001	V6-3.0	1		5023	T16EPR-U15	5070	PT16EPR-L13					4511	PT16TT	4713	IT16TT	5325	IT16	0.050
ESCORT																		
2003-1998	L4-2.0	3	ZX2,			5068	PT16VR13					4513	PTV16TT	4718	ITV16TT	5338	ITV16	0.050
2002-1997	L4-2.0	P				5077	PTJ16R15	5090	ZTJ16R10			4511	PT16TT	4713	IT16TT	5325	IT16	0.060
2000-1999	L4-2.0	3				5068	PT16VR13					4513	PTV16TT	4718	ITV16TT	5338	ITV16	0.050
1996-1994	L4-1.9	J				5077	PTJ16R15	5090	ZTJ16R10			4511	PT16TT	4713	IT16TT	5325	IT16	0.060
1996-1991	L4-1.8	8		3130	K16PR-U11	3264	PK16PR11	3395	SK16PR-L11			4503	PK16TT	4701	IK16TT	5303	IK16	0.044
1993-1991	L4-1.9	J		5023	T16EPR-U15	5070	PT16EPR-L13					4511	PT16TT	4713	IT16TT	5325	IT16	0.060
1990-1986	L4-1.9	J		5033	T20EPR-U15							4512	PT20TT	4714	IT20TT	5326	IT20	0.060
1990-1985	L4-1.9	9		5023	T16EPR-U15	5070	PT16EPR-L13					4511	PT16TT	4713	IT16TT	5325	IT16	0.060
1985-1984	L4-1.6	2		5032	T20EPR-U													0.032
1985-1984	L4-1.6	4		5032	T20EPR-U													0.032
1985-1984	L4-1.6	8	T	5032	T20EPR-U							4512	PT20TT	4714	IT20TT	5326	IT20	0.032
1985-1983	L4-1.6	5		5032	T20EPR-U													0.032
1983-1981	L4-1.6	2		5032	T20EPR-U							4512	PT20TT	4714	IT20TT	5326	IT20	0.032
1983	L4-1.6	4		5032	T20EPR-U								4714	IT20TT	5326	IT20	0.032	
1982	L4-1.6	4		5032	T20EPR-U							4512	PT20TT	4714	IT20TT	5326	IT20	0.032
EXCURSION																		
2005-2000	V10-6.8	S												4714	IT20TT	5326	IT20	0.040
2005-2000	V8-5.4	L												4714	IT20TT	5326	IT20	0.040
EXP																		
1988-1987	L4-1.9	9		5033	T20EPR-U15							4512	PT20TT	4714	IT20TT	5326	IT20	0.060
1987-1986	L4-1.9	J		5033	T20EPR-U15							4512	PT20TT	4714	IT20TT	5326	IT20	0.060
1986	L4-1.9	9		5032	T20EPR-U	5070	PT16EPR-L13					4511	PT16TT			5325	IT16	0.032
1986	L4-1.9	9		5023	T16EPR-U15								4713	IT16TT				0.060
1985-1984	L4-1.6	8	T	5032	T20EPR-U							4512	PT20TT	4714	IT20TT	5326	IT20	0.032
1985-1983	L4-1.6	4		5032	T20EPR-U													0.032
1984-1983	L4-1.6	5		5032	T20EPR-U													0.032
1983	L4-1.6	2		5032	T20EPR-U													0.032



YEAR ANNEE AÑO	CYL	ENGINE MOTEUR MOTOR	NOTES/NOTAS	OE Types						Twin-Tip (TT) Technology				High Performance		GAP ECART. BRECHA	
				U-GROOVE (Standard)		DOUBLE PLATINUM		IRIDIUM LONG-LIFE		PLATINUM TT		IRIDIUM TT		IRIDIUM POWER / IRIDIUM RACING			
				STOCK STOCK BOLSA	PLUG BOUGIE BUJIA	STOCK STOCK BOLSA	PLUG BOUGIE BUJIA	STOCK STOCK BOLSA	PLUG BOUGIE BUJIA	STOCK STOCK BOLSA	PLUG BOUGIE BUJIA	STOCK STOCK BOLSA	PLUG BOUGIE BUJIA	STOCK STOCK BOLSA	PLUG BOUGIE BUJIA		
FORD [continued]																	
EXP [continued]																	
1982	L4-1.6	2		5016	Q16PR-U11	3005	PQ16R				4507	PQ16TT	4706	IQ16TT	5301	IQ16	0.044
1982	L4-1.6	4		5016	Q16PR-U11	3005	PQ16R				4507	PQ16TT	4706	IQ16TT	5301	IQ16	0.044
EXPEDITION																	
2004-2003	V8-5.4	L											4714	IT20TT	5326	IT20	0.040
2004-1997	V8-4.6	W		5023	T16EPR-U15	5070	PT16EPR-L13				4511	PT16TT	4713	IT16TT	5325	IT16	0.050
2002	V8-5.4	L		5023	T16EPR-U15								4713	IT16TT	5325	IT16	0.060
2001-1998	V8-5.4	L											4714	IT20TT	5326	IT20	0.040
2000-1997	V8-4.6	6		5023	T16EPR-U15	5070	PT16EPR-L13				4511	PT16TT	4713	IT16TT	5325	IT16	0.050
1997	V8-5.4	L		5023	T16EPR-U15	5070	PT16EPR-L13				4511	PT16TT	4713	IT16TT	5325	IT16	0.050
EXPLORER																	
2014-2013	V6-3.5	8													5339	ITV20	0.044
2014-2013	V6-3.5	T	T										4719	ITV20TT	5339	ITV20	0.040
2014-2012	L4-2.0	9	T										4719	ITV20TT	5339	ITV20	0.040
2012-2011	V6-3.5	8											4719	ITV20TT	5339	ITV20	0.040
2010-2006	V6-4.0	E		5033	T20EPR-U15						4512	PT20TT	4714	IT20TT	5326	IT20	0.060
2005-2002	V8-4.6	W		5023	T16EPR-U15	5070	PT16EPR-L13				4511	PT16TT	4713	IT16TT	5325	IT16	0.050
2005-2001	V6-4.0	K		5023	T16EPR-U15	5070	PT16EPR-L13				4511	PT16TT	4713	IT16TT	5325	IT16	0.050
2005-1997	V6-4.0	E		5023	T16EPR-U15	5070	PT16EPR-L13				4511	PT16TT	4713	IT16TT	5325	IT16	0.050
2001-1996	V8-5.0	P		5023	T16EPR-U15	5070	PT16EPR-L13				4511	PT16TT	4713	IT16TT	5325	IT16	0.050
2000-1991	V6-4.0	X		5023	T16EPR-U15	5070	PT16EPR-L13				4511	PT16TT	4713	IT16TT	5325	IT16	0.050
EXPLORER SPORT TRAC																	
2010-2009	V6-4.0	E		5033	T20EPR-U15						4512	PT20TT	4714	IT20TT	5326	IT20	0.060
2010	V6-4.0	K		5033	T20EPR-U15						4512	PT20TT	4714	IT20TT	5326	IT20	0.060
2008-2007	V6-4.0	K		5033	T20EPR-U15						4512	PT20TT	4714	IT20TT	5326	IT20	0.060
2005-2004	V6-4.0	K		5023	T16EPR-U15	5070	PT16EPR-L13				4511	PT16TT	4713	IT16TT	5325	IT16	0.050
2005	V6-4.0	E		5023	T16EPR-U15	5070	PT16EPR-L13				4511	PT16TT	4713	IT16TT	5325	IT16	0.050
2004	V6-4.0	E				5070	PT16EPR-L13				4511	PT16TT	4713	IT16TT	5325	IT16	0.050
2003-2001	V6-4.0	E		5023	T16EPR-U15	5070	PT16EPR-L13				4511	PT16TT	4713	IT16TT	5325	IT16	0.050
F53																	
1997	V8-7.5	G		5025	T16PR-U						4509	PTF16TT	4715	ITF16TT	5330	ITF16	0.035
1996-1988	V8-7.5	G		5025	T16PR-U						4509	PTF16TT	4715	ITF16TT	5330	ITF16	0.035
F-100																	
1983-1982	V6-3.8	3		5022	T16EPR-U	5091	PT16EPR10				4511	PT16TT	4713	IT16TT	5325	IT16	0.032
1983-1980	V8-5.0	F		5026	T16PR-U11						4509	PTF16TT	4715	ITF16TT	5330	ITF16	0.044
1983	L6-4.9	Y		5008	MA16PR-U												0.035
1982-1981	V8-4.2	D		5026	T16PR-U11						4509	PTF16TT	4715	ITF16TT	5330	ITF16	0.044
1982-1980	L6-4.9	E		5008	MA16PR-U												0.035
1982	L6-4.9	9		5008	MA16PR-U												0.035
1981	V8-5.8	G		5026	T16PR-U11						4509	PTF16TT	4715	ITF16TT	5330	ITF16	0.044
1979-1977	V8-5.8	H		5026	T16PR-U11						4509	PTF16TT	4715	ITF16TT	5330	ITF16	0.044



YEAR ANNEE AÑO	CYL	ENGINE MOTEUR MOTOR	NOTES/NOTAS	OE Types						Twin-Tip (TT) Technology				High Performance		GAP ECART. BRECHA	
				U-GROOVE (Standard)		DOUBLE PLATINUM		IRIDIUM LONG-LIFE		PLATINUM TT		IRIDIUM TT		IRIDIUM POWER / IRIDIUM RACING			
				STOCK STOCK BOLSA	PLUG BOUGIE BUJIA	STOCK STOCK BOLSA	PLUG BOUGIE BUJIA	STOCK STOCK BOLSA	PLUG BOUGIE BUJIA	STOCK STOCK BOLSA	PLUG BOUGIE BUJIA	STOCK STOCK BOLSA	PLUG BOUGIE BUJIA	STOCK STOCK BOLSA	PLUG BOUGIE BUJIA		
FORD [continued]																	
F-100 [continued]																	
1979-1977	V8-6.6	S		5026	T16PR-U11						4509	PTF16TT	4715	ITF16TT	5330	ITF16	0.044
1979-1975	V8-5.0	G		5026	T16PR-U11						4509	PTF16TT	4715	ITF16TT	5330	ITF16	0.044
1979-1965	L6-4.9	B		5008	MA16PR-U												0.035
1979	V8-7.5	J		5026	T16PR-U11						4509	PTF16TT	4715	ITF16TT	5330	ITF16	0.044
1978	L6-4.9	K		5008	MA16PR-U												0.035
1977-1973	V8-7.5	J		5026	T16PR-U11						4509	PTF16TT	4715	ITF16TT	5330	ITF16	0.044
1976-1974	V8-6.4	M		5013	MA20PR-U												0.035
1976-1973	V8-5.9	Y		5008	MA16PR-U												0.035
1975-1972	V8-6.4	H		5008	MA16PR-U												0.035
1975-1968	L6-3.9	A		5008	MA16PR-U												0.035
1974-1972	V8-5.0	G		5008	MA16PR-U												0.035
1972-1968	V8-5.9	Y		5013	MA20PR-U												0.035
1971-1969	V8-5.0	G		5013	MA20PR-U												0.035
1971-1968	V8-6.4	H		5013	MA20PR-U												0.035
1967-1966	V8-5.8			5008	MA16PR-U												0.035
1964-1961	L6-3.6			5013	MA20PR-U												0.035
1964-1960	V8-4.8			5013	MA20PR-U												0.035
1963-1960	V8-5.4			5013	MA20PR-U												0.035
F-150																	
2014-2013	V6-3.7	99M													5339	ITV20	0.044
2014-2011	V6-3.5	T	T										4719	ITV20TT	5339	ITV20	0.040
2014-2011	V8-5.0	F											4719	ITV20TT	5339	ITV20	0.040
2014-2010	V8-6.2	6											4719	ITV20TT	5339	ITV20	0.040
2012	V6-3.7	99M											4719	ITV20TT	5339	ITV20	0.040
2011	V6-3.7	M											4719	ITV20TT	5339	ITV20	0.040
2008-1997	V8-4.6	W		5023	T16EPR-U15	5070	PT16EPR-L13				4511	PT16TT	4713	IT16TT	5325	IT16	0.050
2008	V6-4.2	2		5023	T16EPR-U15	5077	PTJ16R15	5090	ZTJ16R10		4511	PT16TT	4713	IT16TT	5325	IT16	0.060
2007-2005	V6-4.2	2				5077	PTJ16R15	5090	ZTJ16R10		4511	PT16TT	4713	IT16TT	5325	IT16	0.060
2003-2002	V8-4.6	6		5023	T16EPR-U15	5070	PT16EPR-L13				4511	PT16TT	4713	IT16TT	5325	IT16	0.050
2003-2000	V8-5.4	M		5023	T16EPR-U15	5070	PT16EPR-L13				4511	PT16TT	4713	IT16TT	5325	IT16	0.050
2003-1998	V6-4.2	2				5077	PTJ16R15	5090	ZTJ16R10		4511	PT16TT	4713	IT16TT	5325	IT16	0.060
2003	V8-5.4	L											4714	IT20TT	5326	IT20	0.040
2003	V8-5.4	Z				5070	PT16EPR-L13						4714	IT20TT	5326	IT20	0.050
2003	V8-5.4	3	Harley-Davidson Edition, S			5070	PT16EPR-L13				4512	PT20TT	4714	IT20TT	5326	IT20	0.050
2003	V8-5.4	3	Lightning, S			5070	PT16EPR-L13				4512	PT20TT	4714	IT20TT	5326	IT20	0.050
2002-2001	V8-5.4	Z											4714	IT20TT	5326	IT20	0.040
2002-2000	V8-5.4	3	Lightning, S			5070	PT16EPR-L13				4512	PT20TT	4714	IT20TT	5326	IT20	0.050
2002	V8-5.4	3	S											5327	IT22	0.032	
2002	V8-5.4	L		5023	T16EPR-U15	5070	PT16EPR-L13				4511	PT16TT	4713	IT16TT	5325	IT16	0.050



YEAR ANNEE AÑO	CYL	ENGINE MOTEUR MOTOR	NOTES/NOTAS	OE Types						Twin-Tip (TT) Technology				High Performance		GAP ECART. BRECHA	
				U-GROOVE (Standard)		DOUBLE PLATINUM		IRIDIUM LONG-LIFE		PLATINUM TT		IRIDIUM TT		IRIDIUM POWER / IRIDIUM RACING			
				STOCK STOCK BOLSA	PLUG BOUGIE BUJIA	STOCK STOCK BOLSA	PLUG BOUGIE BUJIA	STOCK STOCK BOLSA	PLUG BOUGIE BUJIA	STOCK STOCK BOLSA	PLUG BOUGIE BUJIA	STOCK STOCK BOLSA	PLUG BOUGIE BUJIA	STOCK STOCK BOLSA	PLUG BOUGIE BUJIA		
FORD [continued]																	
F-150 [continued]																	
2002	V8-5.4	3	Harley-Davidson Edition, S			5070	PT16EPR-L13										0.050
2001-2000	V8-5.4	L										4714	IT20TT				0.040
2001	V8-5.4	L										4713	IT16TT	5325	IT16		0.040
2001	V8-5.4	L										4713	IT16TT	5326	IT20		0.040
2000	V8-5.4	L										4713	IT16TT	5325	IT16		0.040
2000	V8-5.4	L										4713	IT16TT	5326	IT20		0.040
2000	V8-5.4	Z								4511	PT16TT	4714	IT20TT	5326	IT20		0.040
1999-1998	V8-5.4	L										4714	IT20TT	5326	IT20		0.040
1999-1998	V8-5.4	Z										4714	IT20TT	5326	IT20		0.040
1999-1997	V8-4.6	6		5023	T16EPR-U15	5070	PT16EPR-L13			4511	PT16TT	4713	IT16TT	5325	IT16		0.050
1999	V8-5.4	3	S	5032	T20EPR-U					4512	PT20TT	4714	IT20TT	5326	IT20		0.032
1998	V8-5.4	M		5023	T16EPR-U15	5070	PT16EPR-L13			4511	PT16TT	4713	IT16TT	5325	IT16		0.050
1997	V6-4.2	2		5023	T16EPR-U15	5070	PT16EPR-L13			4511	PT16TT	4713	IT16TT	5325	IT16		0.050
1997	V8-5.4	L		5023	T16EPR-U15	5070	PT16EPR-L13			4511	PT16TT	4713	IT16TT	5325	IT16		0.050
1996-1990	V8-5.0	N		5025	T16PR-U					4509	PTF16TT	4715	ITF16TT	5330	ITF16		0.035
1996	L6-4.9	Y		5013	MA20PR-U												0.035
1996	L6-4.9	Z		5013	MA20PR-U												0.035
1996	V8-5.8	H		5036	T20PR-U11					4510	PTF20TT	4716	ITF20TT	5331	ITF20		0.044
1995-1993	V8-5.8	R		5032	T20EPR-U					4512	PT20TT	4714	IT20TT	5326	IT20		0.032
1995-1992	L6-4.9	Y		5008	MA16PR-U												0.035
1995-1985	V8-5.8	H		5035	T20PR-U					4510	PTF20TT	4716	ITF20TT	5331	ITF20		0.035
1995	L6-4.9	Z		5008	MA16PR-U												0.035
1991-1990	L6-4.9	Y		5013	MA20PR-U												0.035
1989-1985	V8-5.0	N		5035	T20PR-U					4510	PTF20TT	4716	ITF20TT	5331	ITF20		0.035
1989-1983	L6-4.9	Y		5008	MA16PR-U												0.035
1985-1984	L6-4.9	9		5008	MA16PR-U												0.035
1985	V8-5.0	F		5035	T20PR-U					4510	PTF20TT	4716	ITF20TT	5331	ITF20		0.035
1985	V8-5.8	G		5035	T20PR-U					4510	PTF20TT	4716	ITF20TT	5331	ITF20		0.035
1984-1980	V8-5.0	F		5026	T16PR-U11					4509	PTF16TT	4715	ITF16TT	5330	ITF16		0.044
1984-1980	V8-5.8	G		5026	T16PR-U11					4509	PTF16TT	4715	ITF16TT	5330	ITF16		0.044
1984	V8-5.8	H		5036	T20PR-U11					4510	PTF20TT	4716	ITF20TT	5331	ITF20		0.044
1982-1980	L6-4.9	E		5008	MA16PR-U												0.035
1982	L6-4.9			5008	MA16PR-U												0.035
1979-1978	L6-4.9	K		5008	MA16PR-U												0.035
1979-1977	V8-5.8	H		5026	T16PR-U11					4509	PTF16TT	4715	ITF16TT	5330	ITF16		0.044
1979-1977	V8-6.6	S		5026	T16PR-U11					4509	PTF16TT	4715	ITF16TT	5330	ITF16		0.044
1979-1975	L6-4.9	B		5008	MA16PR-U												0.035
1979-1975	V8-5.0	G		5026	T16PR-U11					4509	PTF16TT	4715	ITF16TT	5330	ITF16		0.044
1979-1975	V8-7.5	J		5026	T16PR-U11					4509	PTF16TT	4715	ITF16TT	5330	ITF16		0.044
1979	V8-7.5	A		5026	T16PR-U11					4509	PTF16TT	4715	ITF16TT	5330	ITF16		0.044
1976-1975	V8-5.9	Y		5008	MA16PR-U												0.035



YEAR ANEE AÑO	CYL	ENGINE MOTEUR MOTOR	NOTES/NOTAS	OE Types						Twin-Tip (TT) Technology				High Performance		GAP ECART. BRECHA	
				U-GROOVE (Standard)		DOUBLE PLATINUM		IRIDIUM LONG-LIFE		PLATINUM TT		IRIDIUM TT		IRIDIUM POWER / IRIDIUM RACING			
				STOCK STOCK BOLSA	PLUG BOUGIE BUJIA	STOCK STOCK BOLSA	PLUG BOUGIE BUJIA	STOCK STOCK BOLSA	PLUG BOUGIE BUJIA	STOCK STOCK BOLSA	PLUG BOUGIE BUJIA	STOCK STOCK BOLSA	PLUG BOUGIE BUJIA	STOCK STOCK BOLSA	PLUG BOUGIE BUJIA		
FORD [continued]																	
F-150 [continued]																	
1976-1975	V8-6.4	M		5013	MA20PR-U												0.035
1976	L6-3.9			5008	MA16PR-U												0.035
1976	V8-6.4	H		5013	MA20PR-U												0.035
1975	L6-3.9	A		5008	MA16PR-U												0.035
1975	V8-6.4	H		5008	MA16PR-U												0.035
F-150 HERITAGE																	
2004	V6-4.2	Z				5077	PTJ16R15	5090	ZTJ16R10	4511	PT16TT	4713	IT16TT	5325	IT16		0.060
2004	V8-4.6	W		5023	T16EPR-U15	5070	PT16EPR-L13			4511	PT16TT	4713	IT16TT	5325	IT16		0.050
2004	V8-5.4	M		5023	T16EPR-U15	5070	PT16EPR-L13			4511	PT16TT	4713	IT16TT	5325	IT16		0.050
2004	V8-5.4	Z										4714	IT20TT	5326	IT20		0.040
F-250																	
1999-1998	V8-5.4	Z										4714	IT20TT	5326	IT20		0.040
1999-1997	V8-4.6	6		5023	T16EPR-U15	5070	PT16EPR-L13			4511	PT16TT	4713	IT16TT	5325	IT16		0.050
1999-1997	V8-4.6	W		5023	T16EPR-U15	5070	PT16EPR-L13			4511	PT16TT	4713	IT16TT	5325	IT16		0.050
1999-1997	V8-5.4	M		5023	T16EPR-U15	5070	PT16EPR-L13			4511	PT16TT	4713	IT16TT	5325	IT16		0.050
1999	V8-5.4	L		5023	T16EPR-U15					4511	PT16TT	4713	IT16TT	5325	IT16		0.060
1998	V8-5.4	L										4714	IT20TT	5326	IT20		0.040
1997-1996	V8-5.8	H		5036	T20PR-U11					4510	PTF20TT	4716	ITF20TT	5331	ITF20		0.044
1997-1996	V8-7.5	G		5025	T16PR-U					4509	PTF16TT	4715	ITF16TT	5330	ITF16		0.035
1997	V8-5.4	L		5023	T16EPR-U15	5070	PT16EPR-L13			4511	PT16TT	4713	IT16TT	5325	IT16		0.050
1996-1991	V8-5.0	N		5025	T16PR-U					4509	PTF16TT	4715	ITF16TT	5330	ITF16		0.035
1996	L6-4.9	Y		5013	MA20PR-U												0.035
1996	L6-4.9	Z		5013	MA20PR-U												0.035
1995-1992	L6-4.9	Y		5008	MA16PR-U												0.035
1995-1988	V8-7.5	G		5025	T16PR-U					4509	PTF16TT	4715	ITF16TT	5330	ITF16		0.035
1995-1985	V8-5.8	H		5035	T20PR-U					4510	PTF20TT	4716	ITF20TT	5331	ITF20		0.035
1995	L6-4.9	Z		5008	MA16PR-U												0.035
1991-1990	L6-4.9	Y		5013	MA20PR-U												0.035
1990	V8-5.0	N								4509	PTF16TT	4715	ITF16TT	5330	ITF16		0.040
1989-1985	V8-5.0	N		5035	T20PR-U					4510	PTF20TT	4716	ITF20TT	5331	ITF20		0.035
1989-1983	L6-4.9	Y		5008	MA16PR-U												0.035
1987-1985	V8-7.5	L		5025	T16PR-U					4509	PTF16TT	4715	ITF16TT	5330	ITF16		0.035
1985-1984	L6-4.9	9		5008	MA16PR-U												0.035
1985	V8-5.0	F		5035	T20PR-U					4510	PTF20TT	4716	ITF20TT	5331	ITF20		0.035
1985	V8-5.8	G		5035	T20PR-U					4510	PTF20TT	4716	ITF20TT	5331	ITF20		0.035
1984-1980	V8-5.0	F		5026	T16PR-U11					4509	PTF16TT	4715	ITF16TT	5330	ITF16		0.044
1984-1980	V8-5.8	G		5026	T16PR-U11					4509	PTF16TT	4715	ITF16TT	5330	ITF16		0.044
1984	V8-5.8	H		5036	T20PR-U11					4510	PTF20TT	4716	ITF20TT	5331	ITF20		0.044
1984	V8-7.5	L		5026	T16PR-U11					4509	PTF16TT	4715	ITF16TT	5330	ITF16		0.044
1983	V8-7.5	L		5036	T20PR-U11					4510	PTF20TT	4716	ITF20TT	5331	ITF20		0.044
1982-1980	L6-4.9	E		5008	MA16PR-U												0.035



YEAR ANNEE AÑO	CYL	ENGINE MOTEUR MOTOR	NOTES/NOTAS	OE Types						Twin-Tip (TT) Technology				High Performance		GAP ECART. BRECHA	
				U-GROOVE (Standard)		DOUBLE PLATINUM		IRIDIUM LONG-LIFE		PLATINUM TT		IRIDIUM TT		IRIDIUM POWER / IRIDIUM RACING			
				STOCK STOCK BOLSA	PLUG BOUGIE BUJIA	STOCK STOCK BOLSA	PLUG BOUGIE BUJIA	STOCK STOCK BOLSA	PLUG BOUGIE BUJIA	STOCK STOCK BOLSA	PLUG BOUGIE BUJIA	STOCK STOCK BOLSA	PLUG BOUGIE BUJIA	STOCK STOCK BOLSA	PLUG BOUGIE BUJIA		
FORD [continued]																	
F-250 [continued]																	
1982-1980	V8-6.6	Z		5026	T16PR-U11						4509	PTF16TT	4715	ITF16TT	5330	ITF16	0.044
1982	L6-4.9	9		5008	MA16PR-U												0.035
1979-1978	L6-4.9	K		5008	MA16PR-U												0.035
1979-1977	V8-5.8	H		5026	T16PR-U11						4509	PTF16TT	4715	ITF16TT	5330	ITF16	0.044
1979-1977	V8-6.6	S		5026	T16PR-U11						4509	PTF16TT	4715	ITF16TT	5330	ITF16	0.044
1979-1975	V8-5.0	G		5026	T16PR-U11						4509	PTF16TT	4715	ITF16TT	5330	ITF16	0.044
1979-1973	V8-7.5	J		5026	T16PR-U11						4509	PTF16TT	4715	ITF16TT	5330	ITF16	0.044
1979-1965	L6-4.9	B		5008	MA16PR-U												0.035
1979	V8-7.5	A		5026	T16PR-U11						4509	PTF16TT	4715	ITF16TT	5330	ITF16	0.044
1976-1974	V8-6.4	M		5013	MA20PR-U												0.035
1976-1973	V8-5.9	Y		5008	MA16PR-U												0.035
1975-1972	V8-6.4	H		5008	MA16PR-U												0.035
1974-1972	V8-5.0	G		5008	MA16PR-U												0.035
1974-1968	L6-3.9	A		5008	MA16PR-U												0.035
1972-1968	V8-5.9	Y		5013	MA20PR-U												0.035
1971-1968	V8-6.4	H		5013	MA20PR-U												0.035
1967-1966	V8-5.8			5008	MA16PR-U												0.035
1964-1961	L6-3.6			5013	MA20PR-U												0.035
1964-1960	V8-4.8			5013	MA20PR-U												0.035
1963-1960	V8-5.4			5013	MA20PR-U												0.035
F-250 SUPER DUTY																	
2014-2011	V8-6.2	6											4719	ITV20TT	5339	ITV20	0.040
2004-1999	V10-6.8	S											4714	IT20TT	5326	IT20	0.040
2004-1999	V8-5.4	L											4714	IT20TT	5326	IT20	0.040
F-350																	
1997-1996	V8-5.8	H		5036	T20PR-U11						4510	PTF20TT	4716	ITF20TT	5331	ITF20	0.044
1997-1996	V8-7.5	G		5025	T16PR-U						4509	PTF16TT	4715	ITF16TT	5330	ITF16	0.035
1996	L6-4.9	Y		5013	MA20PR-U												0.035
1995-1992	L6-4.9	Y		5008	MA16PR-U												0.035
1995-1988	V8-7.5	G		5025	T16PR-U						4509	PTF16TT	4715	ITF16TT	5330	ITF16	0.035
1995-1985	V8-5.8	H		5035	T20PR-U						4510	PTF20TT	4716	ITF20TT	5331	ITF20	0.035
1991	L6-4.9	Y		5013	MA20PR-U												0.035
1990-1983	L6-4.9	Y		5008	MA16PR-U												0.035
1987-1985	V8-7.5	L		5025	T16PR-U						4509	PTF16TT	4715	ITF16TT	5330	ITF16	0.035
1985-1984	L6-4.9	9		5008	MA16PR-U												0.035
1985	V8-5.8	G		5035	T20PR-U						4510	PTF20TT	4716	ITF20TT	5331	ITF20	0.035
1984-1980	V8-5.8	G		5026	T16PR-U11						4509	PTF16TT	4715	ITF16TT	5330	ITF16	0.044
1984	V8-5.8	H		5026	T16PR-U11						4509	PTF16TT	4715	ITF16TT	5330	ITF16	0.044
1984	V8-7.5	L		5026	T16PR-U11						4509	PTF16TT	4715	ITF16TT	5330	ITF16	0.044
1983	V8-7.5	L		5036	T20PR-U11						4510	PTF20TT	4716	ITF20TT	5331	ITF20	0.044
1982-1980	L6-4.9	E		5008	MA16PR-U												0.035



YEAR ANNEE AÑO	CYL	ENGINE MOTEUR MOTOR	NOTES/NOTAS	OE Types						Twin-Tip (TT) Technology				High Performance		GAP ECART. BRECHA	
				U-GROOVE (Standard)		DOUBLE PLATINUM		IRIDIUM LONG-LIFE		PLATINUM TT		IRIDIUM TT		IRIDIUM POWER / IRIDIUM RACING			
				STOCK STOCK BOLSA	PLUG BOUGIE BUJIA	STOCK STOCK BOLSA	PLUG BOUGIE BUJIA	STOCK STOCK BOLSA	PLUG BOUGIE BUJIA	STOCK STOCK BOLSA	PLUG BOUGIE BUJIA	STOCK STOCK BOLSA	PLUG BOUGIE BUJIA	STOCK STOCK BOLSA	PLUG BOUGIE BUJIA		
FORD [continued]																	
F-350 [continued]																	
1982-1980	V8-6.6	Z		5026	T16PR-U11						4509	PTF16TT	4715	ITF16TT	5330	ITF16	0.044
1982	L6-4.9	9		5008	MA16PR-U												0.035
1980	V8-5.0	F		5026	T16PR-U11						4509	PTF16TT	4715	ITF16TT	5330	ITF16	0.044
1979-1978	L6-4.9	K		5008	MA16PR-U												0.035
1979-1977	V8-5.8	H		5026	T16PR-U11						4509	PTF16TT	4715	ITF16TT	5330	ITF16	0.044
1979-1977	V8-6.6	S		5026	T16PR-U11						4509	PTF16TT	4715	ITF16TT	5330	ITF16	0.044
1979-1975	V8-5.0	G		5026	T16PR-U11						4509	PTF16TT	4715	ITF16TT	5330	ITF16	0.044
1979-1973	V8-7.5	J		5026	T16PR-U11						4509	PTF16TT	4715	ITF16TT	5330	ITF16	0.044
1979-1965	L6-4.9	B		5008	MA16PR-U												0.035
1976-1974	V8-6.4	M		5013	MA20PR-U												0.035
1976-1973	V8-5.9	Y		5008	MA16PR-U												0.035
1975-1972	V8-6.4	H		5008	MA16PR-U												0.035
1974-1972	V8-5.0	G		5008	MA16PR-U												0.035
1974-1968	L6-3.9	A		5008	MA16PR-U												0.035
1972-1968	V8-5.9	Y		5013	MA20PR-U												0.035
1971-1968	V8-6.4	H		5013	MA20PR-U												0.035
1967-1966	V8-5.8			5008	MA16PR-U												0.035
1966-1964	V8-5.9			5013	MA20PR-U												0.035
1964-1961	L6-3.6			5013	MA20PR-U												0.035
1964-1961	L6-4.3			5013	MA20PR-U												0.035
1964-1960	V8-4.8			5013	MA20PR-U												0.035
1963-1960	V8-5.4			5013	MA20PR-U												0.035
F-350 SUPER DUTY																	
2014-2011	V8-6.2	6											4719	ITV20TT	5339	ITV20	0.040
2004-1999	V10-6.8	S											4714	IT20TT	5326	IT20	0.040
2004-1999	V8-5.4	L											4714	IT20TT	5326	IT20	0.040
F-450 SUPER DUTY																	
2004-1999	V10-6.8	S											4714	IT20TT	5326	IT20	0.040
1997-1996	V8-7.5	G		5025	T16PR-U						4509	PTF16TT	4715	ITF16TT	5330	ITF16	0.035
1995-1990	V8-7.5	G		5025	T16PR-U						4509	PTF16TT	4715	ITF16TT	5330	ITF16	0.035
1988	V8-7.5	G		5025	T16PR-U						4509	PTF16TT	4715	ITF16TT	5330	ITF16	0.035
F-500																	
1976	V8-5.9	Y		5008	MA16PR-U												0.035
1976	V8-6.4	H		5013	MA20PR-U												0.035
F-550 SUPER DUTY																	
2004-1999	V10-6.8	S											4714	IT20TT	5326	IT20	0.040
FAIRLANE																	
1970-1969	L6-4.1	L		5008	MA16PR-U												0.035
1970-1969	V8-5.8	M		5008	MA16PR-U												0.035
1970-1968	V8-5.0	F		5008	MA16PR-U												0.035



YEAR ANNEE AÑO	CYL	ENGINE MOTEUR MOTOR	NOTES/NOTAS	OE Types						Twin-Tip (TT) Technology				High Performance		GAP ECART. BRECHA	
				U-GROOVE (Standard)		DOUBLE PLATINUM		IRIDIUM LONG-LIFE		PLATINUM TT		IRIDIUM TT		IRIDIUM POWER / IRIDIUM RACING			
				STOCK STOCK BOLSA	PLUG BOUGIE BUJIA	STOCK STOCK BOLSA	PLUG BOUGIE BUJIA	STOCK STOCK BOLSA	PLUG BOUGIE BUJIA	STOCK STOCK BOLSA	PLUG BOUGIE BUJIA	STOCK STOCK BOLSA	PLUG BOUGIE BUJIA	STOCK STOCK BOLSA	PLUG BOUGIE BUJIA		
FORD [continued]																	
FAIRLANE [continued]																	
1970	V8-5.8	H		5025	T16PR-U						4509	PTF16TT	4715	ITF16TT	5330	ITF16	0.035
1970	V8-7.0	C		5008	MA16PR-U												0.035
1969-1968	V8-6.4	S		5013	MA20PR-U												0.035
1969	V8-5.8	H		5013	MA20PR-U												0.035
1969	V8-7.0	Q		5008	MA16PR-U												0.035
1969	V8-7.0	W		5008	MA16PR-U												0.035
1968-1967	V8-7.0	R		5008	MA16PR-U												0.035
1968	L6-3.3	T		5008	MA16PR-U												0.035
1968	V8-4.7	C		5008	MA16PR-U												0.035
1968	V8-6.4	Y		5013	MA20PR-U												0.035
1967-1966	V8-6.4			5013	MA20PR-U												0.035
1967-1965	L6-3.3			5008	MA16PR-U												0.035
1967	V8-4.7			5008	MA16PR-U												0.035
1967	V8-7.0	W		5008	MA16PR-U												0.035
1966-1964	V8-4.7			5013	MA20PR-U												0.035
1966-1964	V8-7.0			5008	MA16PR-U												0.035
1966-1963	L6-2.8			5008	MA16PR-U												0.035
1964-1962	V8-4.3			5013	MA20PR-U												0.035
1964	V8-6.4			5013	MA20PR-U												0.035
1963-1962	V8-3.6			5008	MA16PR-U												0.035
1962	L6-3.6			5013	MA20PR-U												0.035
1961-1959	V8-5.8			5008	MA16PR-U												0.035
1961-1958	V8-4.8			5006	MA9PR-U												0.035
1961-1957	L6-3.7			5013	MA20PR-U												0.035
1959-1958	V8-5.4			5013	MA20PR-U												0.035
1957	V8-4.5			5006	MA9PR-U												0.035
1957	V8-5.1			5006	MA9PR-U												0.035
1956-1955	L6-3.6			5013	MA20PR-U												0.035
1956-1955	V8-4.4			5006	MA9PR-U												0.035
FAIRMONT																	
1983	L4-2.3	A		5047	T16NR-U11												0.044
1983	L6-3.3	X		5006	MA9PR-U												0.035
1982-1980	L4-2.3	A		5022	T16EPR-U	5091	PT16EPR10				4511	PT16TT	4713	IT16TT	5325	IT16	0.032
1982-1980	L6-3.3	B		5006	MA9PR-U												0.035
1982-1980	V8-4.2	D		5027	T16PR-U15						4509	PTF16TT	4715	ITF16TT	5330	ITF16	0.060
1979-1978	L4-2.3	Y		5022	T16EPR-U	5091	PT16EPR10				4511	PT16TT	4713	IT16TT	5325	IT16	0.032
1979-1978	L6-3.3	T		5008	MA16PR-U												0.035
1979-1978	V8-5.0	F		5027	T16PR-U15						4509	PTF16TT	4715	ITF16TT	5330	ITF16	0.060
FALCON																	
1970-1969	V8-5.0	F		5008	MA16PR-U												0.035
1970-1968	L6-3.3	T		5008	MA16PR-U												0.035



YEAR ANNEE AÑO	CYL	ENGINE MOTEUR MOTOR	NOTES/NOTAS	OE Types						Twin-Tip (TT) Technology				High Performance		GAP ECART. BRECHA	
				U-GROOVE (Standard)		DOUBLE PLATINUM		IRIDIUM LONG-LIFE		PLATINUM TT		IRIDIUM TT		IRIDIUM POWER / IRIDIUM RACING			
				STOCK STOCK BOLSA	PLUG BOUCIE BUJIA	STOCK STOCK BOLSA	PLUG BOUCIE BUJIA	STOCK STOCK BOLSA	PLUG BOUCIE BUJIA	STOCK STOCK BOLSA	PLUG BOUCIE BUJIA	STOCK STOCK BOLSA	PLUG BOUCIE BUJIA	STOCK STOCK BOLSA	PLUG BOUCIE BUJIA		
FORD [continued]																	
FALCON [continued]																	
1970	L6-4.1	L		5008	MA16PR-U												0.035
1969-1968	L6-2.8	U		5008	MA16PR-U												0.035
1968	V8-4.7	C		5008	MA16PR-U												0.035
1968	V8-5.0	J		5008	MA16PR-U												0.035
1967-1963	L6-3.3			5008	MA16PR-U												0.035
1967-1960	L6-2.8			5008	MA16PR-U												0.035
1967	V8-4.7			5008	MA16PR-U												0.035
1966-1964	V8-4.7			5013	MA20PR-U												0.035
1964-1963	V8-4.3			5013	MA20PR-U												0.035
1964-1960	L6-2.4			5013	MA20PR-U												0.035
FALCON SEDAN DELIVERY																	
1965-1964	L6-2.8			5008	MA16PR-U												0.035
1965-1964	L6-3.3			5008	MA16PR-U												0.035
1965	V8-4.7			5013	MA20PR-U												0.035
1964-1963	V8-4.3			5013	MA20PR-U												0.035
1964-1961	L6-2.4			5013	MA20PR-U												0.035
1961	L6-2.8			5008	MA16PR-U												0.035
FESTIVA																	
1993-1989	L4-1.3	H		3031	W16EXR-U	3004	P16R				4501	PW16TT	4708	IW16TT	5305	IW16	0.032
1989-1988	L4-1.3	K		3031	W16EXR-U	3004	P16R				4501	PW16TT	4708	IW16TT	5305	IW16	0.032
FIESTA																	
2014-2011	L4-1.6	J											4719	ITV20TT	5339	ITV20	0.040
1980	L4-1.6			5032	T20EPR-U						4512	PT20TT	4714	IT20TT	5326	IT20	0.032
1979-1978	L4-1.6			5033	T20EPR-U15						4512	PT20TT	4714	IT20TT	5326	IT20	0.060
FIVE HUNDRED																	
2007	V6-3.0	1		5023	T16EPR-U15	5070	PT16EPR-L13				4511	PT16TT	4713	IT16TT	5325	IT16	0.050
2006	V6-3.0	1		5023	T16EPR-U15	5070	PT16EPR-L13				4511	PT16TT	4713	IT16TT	5325	IT16	0.060
2005	V6-3.0			5023	T16EPR-U15	5070	PT16EPR-L13				4511	PT16TT	4713	IT16TT	5325	IT16	0.060
FLEX																	
2014-2013	V6-3.5	8													5339	ITV20	0.044
2014-2010	V6-3.5	T	T										4719	ITV20TT	5339	ITV20	0.040
2012-2009	V6-3.5	C											4719	ITV20TT	5339	ITV20	0.040
FOCUS																	
2014-2013	L4-2.0	2											4719	ITV20TT	5339	ITV20	0.040
2014-2013	L4-2.0	9	T										4719	ITV20TT	5339	ITV20	0.040
2012	L4-2.0	-											4719	ITV20TT	5339	ITV20	0.040
2011	L4-2.0	N				5092	PT16EPR13				4511	PT16TT	4713	IT16TT	5325	IT16	0.050
2010	L4-2.0	N		5023	T16EPR-U15	5092	PT16EPR13				4511	PT16TT	4713	IT16TT	5325	IT16	0.060
2009	L4-2.0	N		5023	T16EPR-U15	5092	PT16EPR13				4511	PT16TT	4713	IT16TT	5325	IT16	0.050
2008	L4-2.0	N		5023	T16EPR-U15	5092	PT16EPR13				4511	PT16TT	4713	IT16TT	5325	IT16	0.060



YEAR ANNEE AÑO	CYL	ENGINE MOTEUR MOTOR	NOTES/NOTAS	OE Types						Twin-Tip (TT) Technology				High Performance		GAP ECART. BRECHA
				U-GROOVE (Standard)		DOUBLE PLATINUM		IRIDIUM LONG-LIFE		PLATINUM TT		IRIDIUM TT		IRIDIUM POWER / IRIDIUM RACING		
				STOCK STOCK BOLSA	PLUG BOUGIE BUJIA	STOCK STOCK BOLSA	PLUG BOUGIE BUJIA	STOCK STOCK BOLSA	PLUG BOUGIE BUJIA	STOCK STOCK BOLSA	PLUG BOUGIE BUJIA	STOCK STOCK BOLSA	PLUG BOUGIE BUJIA	STOCK STOCK BOLSA	PLUG BOUGIE BUJIA	
FORD [continued]																
FOCUS [continued]																
2007-2005	L4-2.3	Z										4713	IT16TT	5325	IT16	0.040
2007	L4-2.0	N										4713	IT16TT	5325	IT16	0.040
2006-2005	L4-2.0	N								4511	PT16TT	4713	IT16TT	5325	IT16	0.040
2004-2003	L4-2.3	Z								4512	PT20TT	4714	IT20TT	5326	IT20	0.040
2004-2002	L4-2.0	5												5341	ITV24	0.032
2004-2001	L4-2.0	P			5077	PTJ16R15	5090	ZTJ16R10	4511	PT16TT	4713	IT16TT	5325	IT16	0.060	
2004-2000	L4-2.0	3			5068	PT16VR13			4513	PTV16TT	4718	ITV16TT	5338	ITV16	0.050	
2004	L4-2.0	3	SE,		5068	PT16VR13			4512	PT20TT	4714	IT20TT	5326	IT20	0.050	
2000	L4-2.0	P			5077	PTJ16R15	5090	ZTJ16R10	4513	PTV16TT	4713	IT16TT	5325	IT16	0.060	
FORD																
1949	L6-3.7			6013	W14L											0.027
FORD 300																
1963	L6-3.3			5008	MA16PR-U											0.035
1963	L6-3.6			5013	MA20PR-U											0.035
1963	V8-4.3			5013	MA20PR-U											0.035
1963	V8-4.7			5013	MA20PR-U											0.035
1963	V8-5.8			5013	MA20PR-U											0.035
FREESTAR																
2007-2004	V6-3.9	6		5023	T16EPR-U15	5070	PT16EPR-L13			4511	PT16TT	4713	IT16TT	5325	IT16	0.050
2007-2004	V6-4.2	2		5023	T16EPR-U15	5070	PT16EPR-L13			4511	PT16TT	4713	IT16TT	5325	IT16	0.050
FREESTYLE																
2007	V6-3.0	1		5023	T16EPR-U15	5070	PT16EPR-L13			4511	PT16TT	4713	IT16TT	5325	IT16	0.050
2006	V6-3.0	1		5023	T16EPR-U15	5070	PT16EPR-L13			4511	PT16TT	4713	IT16TT	5325	IT16	0.060
2005	V6-3.0			5023	T16EPR-U15	5070	PT16EPR-L13			4511	PT16TT	4713	IT16TT	5325	IT16	0.060
F SERIES																
1959-1958	V8-4.8			5013	MA20PR-U											0.035
1959-1958	V8-5.8			5013	MA20PR-U											0.035
1959-1957	L6-3.6			5013	MA20PR-U											0.035
FUSION																
2014-2013	L4-2.0	9	T									4719	ITV20TT	5339	ITV20	0.040
2014-2013	L4-2.5	7										4719	ITV20TT	5339	ITV20	0.040
2014	L4-2.0	U										4718	ITV16TT	5338	ITV16	0.040
2013	L4-2.0	U										4718	ITV16TT	5338	ITV16	0.040
2013	L4-2.0	U										4718	ITV16TT	5339	ITV20	0.040
2013	L4-2.0	U										4719	ITV20TT			0.040
2012-2010	V6-3.5	C										4719	ITV20TT	5339	ITV20	0.040
2012	L4-2.5	3				5068	PT16VR13					4718	ITV16TT	5338	ITV16	0.050
2012	L4-2.5	A				5068	PT16VR13					4718	ITV16TT	5338	ITV16	0.050
2012	V6-3.0	99G		5022	T16EPR-U	5091	PT16EPR10			4511	PT16TT	4713	IT16TT	5325	IT16	0.032
2011-2010	L4-2.5	3				5068	PT16VR13			4513	PTV16TT	4718	ITV16TT	5338	ITV16	0.050



YEAR ANNEE AÑO	CYL	ENGINE MOTEUR MOTOR	NOTES/NOTAS	OE Types						Twin-Tip (TT) Technology				High Performance		GAP ECART. BRECHA		
				U-GROOVE (Standard)		DOUBLE PLATINUM		IRIDIUM LONG-LIFE		PLATINUM TT		IRIDIUM TT		IRIDIUM POWER / IRIDIUM RACING				
				STOCK STOCK BOLSA	PLUG BOUGIE BUJIA	STOCK STOCK BOLSA	PLUG BOUGIE BUJIA	STOCK STOCK BOLSA	PLUG BOUGIE BUJIA	STOCK STOCK BOLSA	PLUG BOUGIE BUJIA	STOCK STOCK BOLSA	PLUG BOUGIE BUJIA	STOCK STOCK BOLSA	PLUG BOUGIE BUJIA			
FORD [continued]																		
FUSION [continued]																		
2011-2010	L4-2.5	A				5068	PT16VR13					4513	PTV16TT	4718	ITV16TT	5338	ITV16	0.050
2011	V6-3.0	G			5022	T16EPR-U	5091	PT16EPR10				4511	PT16TT	4713	IT16TT	5325	IT16	0.032
2010	V6-3.0	G					5091	PT16EPR10				4511	PT16TT	4713	IT16TT	5325	IT16	0.040
2009-2008	V6-3.0	1			5023	T16EPR-U15	5070	PT16EPR-L13				4511	PT16TT	4713	IT16TT	5325	IT16	0.060
2009-2006	L4-2.3	Z					5068	PT16VR13				4513	PTV16TT	4718	ITV16TT	5338	ITV16	0.050
2007-2006	V6-3.0	1			5023	T16EPR-U15	5070	PT16EPR-L13				4511	PT16TT	4713	IT16TT	5325	IT16	0.060
GALAXIE																		
1967-1964	V8-6.4				5013	MA20PR-U												0.035
1967	V8-4.7				5008	MA16PR-U												0.035
1967	V8-7.0	P			5008	MA16PR-U												0.035
1967	V8-7.0	Q			5008	MA16PR-U												0.035
1967	V8-7.0	R			5008	MA16PR-U												0.035
1967	V8-7.0	W			5008	MA16PR-U												0.035
1966-1965	V8-7.0				5008	MA16PR-U												0.035
1966-1963	V8-4.7				5013	MA20PR-U												0.035
1966-1959	V8-5.8				5008	MA16PR-U												0.035
1964-1961	L6-3.6				5013	MA20PR-U												0.035
1964	V8-4.3				5013	MA20PR-U												0.035
1963	L6-3.3				5008	MA16PR-U												0.035
1963	V8-6.4				5008	MA16PR-U												0.035
1962-1959	V8-4.8				5006	MA9PR-U												0.035
1962	V8-6.4				5013	MA20PR-U												0.035
1960	L6-3.7				5013	MA20PR-U												0.035
1959	L6-3.6				5013	MA20PR-U												0.035
1959	V8-5.4				5013	MA20PR-U												0.035
GALAXIE 500																		
1974-1970	V8-5.8	H			5025	T16PR-U						4509	PTF16TT	4715	ITF16TT	5330	ITF16	0.035
1974	V8-6.6	S			5026	T16PR-U11						4509	PTF16TT	4715	ITF16TT	5330	ITF16	0.044
1974	V8-7.5	A			5026	T16PR-U11						4509	PTF16TT	4715	ITF16TT	5330	ITF16	0.044
1974	V8-7.5	C			5026	T16PR-U11						4509	PTF16TT	4715	ITF16TT	5330	ITF16	0.044
1973-1971	V8-6.6	S			5025	T16PR-U						4509	PTF16TT	4715	ITF16TT	5330	ITF16	0.035
1973	V8-7.0	N			5008	MA16PR-U												0.035
1973	V8-7.5	A			5025	T16PR-U						4509	PTF16TT	4715	ITF16TT	5330	ITF16	0.035
1972-1971	L6-3.9	E			5008	MA16PR-U												0.035
1972	V8-5.0	D			5008	MA16PR-U												0.035
1972	V8-7.0	N			5025	T16PR-U						4509	PTF16TT	4715	ITF16TT	5330	ITF16	0.035
1971-1969	V8-6.4	Y			5013	MA20PR-U												0.035
1971-1969	V8-7.0	K			5008	MA16PR-U												0.035
1971-1969	V8-7.0	N			5008	MA16PR-U												0.035
1971	V8-5.0	F			5035	T20PR-U						4510	PTF20TT	4716	ITF20TT	5331	ITF20	0.035
1970-1968	V8-5.0	F			5008	MA16PR-U												0.035



YEAR ANNEE AÑO	CYL	ENGINE MOTEUR MOTOR	NOTES/NOTAS	OE Types						Twin-Tip (TT) Technology				High Performance		GAP ECART. BRECHA	
				U-GROOVE (Standard)		DOUBLE PLATINUM		IRIDIUM LONG-LIFE		PLATINUM TT		IRIDIUM TT		IRIDIUM POWER / IRIDIUM RACING			
				STOCK STOCK BOLSA	PLUG BOUGIE BUJIA	STOCK STOCK BOLSA	PLUG BOUGIE BUJIA	STOCK STOCK BOLSA	PLUG BOUGIE BUJIA	STOCK STOCK BOLSA	PLUG BOUGIE BUJIA	STOCK STOCK BOLSA	PLUG BOUGIE BUJIA	STOCK STOCK BOLSA	PLUG BOUGIE BUJIA		
FORD [continued]																	
GALAXIE 500 [continued]																	
1970	L6-3.9	B		5008	MA16PR-U											0.035	
1970	V8-6.4	X		5013	MA20PR-U											0.035	
1969-1968	L6-3.9	E		5008	MA16PR-U											0.035	
1969-1968	V8-7.0	P		5008	MA16PR-U											0.035	
1969	V8-5.8	H		5013	MA20PR-U											0.035	
1969	V8-6.4	S		5013	MA20PR-U											0.035	
1968	V8-6.4	X		5013	MA20PR-U											0.035	
1968	V8-6.4	Z		5013	MA20PR-U											0.035	
1968	V8-7.0	Q		5008	MA16PR-U											0.035	
1968	V8-7.0	W		5008	MA16PR-U											0.035	
GRANADA																	
1982-1981	L4-2.3	A		5022	T16EPR-U	5091	PT16EPR10				4511	PT16TT	4713	IT16TT	5325	IT16	0.032
1982-1981	L6-3.3	B		5006	MA9PR-U												0.035
1982	V6-3.8	3		5022	T16EPR-U	5091	PT16EPR10				4511	PT16TT	4713	IT16TT	5325	IT16	0.032
1981-1980	V8-4.2	D		5027	T16PR-U15						4509	PTF16TT	4715	ITF16TT	5330	ITF16	0.060
1980-1977	V8-5.0	F		5027	T16PR-U15						4509	PTF16TT	4715	ITF16TT	5330	ITF16	0.060
1980	L6-4.1	C		5008	MA16PR-U												0.035
1979-1975	L6-4.1	L		5008	MA16PR-U												0.035
1977-1975	L6-3.3	T		5008	MA16PR-U												0.035
1977-1975	V8-5.8	H		5026	T16PR-U11						4509	PTF16TT	4715	ITF16TT	5330	ITF16	0.044
1976-1975	V8-5.0	F		5026	T16PR-U11						4509	PTF16TT	4715	ITF16TT	5330	ITF16	0.044
GRAN TORINO																	
1976-1975	V8-5.8	H		5026	T16PR-U11						4509	PTF16TT	4715	ITF16TT	5330	ITF16	0.044
1976-1974	V8-6.6	S		5026	T16PR-U11						4509	PTF16TT	4715	ITF16TT	5330	ITF16	0.044
1976-1974	V8-7.5	A		5026	T16PR-U11						4509	PTF16TT	4715	ITF16TT	5330	ITF16	0.044
1974-1972	V8-5.0	F		5008	MA16PR-U												0.035
1974-1972	V8-5.8	Q		5008	MA16PR-U												0.035
1974-1972	V8-5.8	H		5025	T16PR-U						4509	PTF16TT	4715	ITF16TT	5330	ITF16	0.035
1974	L6-4.1	L	Elite,	5008	MA16PR-U												0.035
1974	L6-4.1	L	Exc. Elite,	5008	MA16PR-U												0.035
1973-1972	L6-4.1	L		5008	MA16PR-U												0.035
1973-1972	V8-6.6	S		5025	T16PR-U						4509	PTF16TT	4715	ITF16TT	5330	ITF16	0.035
1973-1972	V8-7.0	N		5008	MA16PR-U												0.035
1972	V8-7.0	N	Exc. Sport,								4509	PTF16TT	4715	ITF16TT	5330	ITF16	0.040
1972	V8-7.0	N	Sport,	5025	T16PR-U												0.035
GT																	
2006-2005	V8-5.4	S	S												5327	IT22	0.032
LTD																	
1986-1985	L4-2.3	A		5047	T16NR-U11												0.044
1986-1985	V8-5.8	G		5025	T16PR-U						4509	PTF16TT	4715	ITF16TT	5330	ITF16	0.035
1986-1984	V6-3.8	3		5047	T16NR-U11												0.044



YEAR ANEE AÑO	CYL	ENGINE MOTEUR MOTOR	NOTES/NOTAS	OE Types						Twin-Tip (TT) Technology				High Performance		GAP ECART. BRECHA	
				U-GROOVE (Standard)		DOUBLE PLATINUM		IRIDIUM LONG-LIFE		PLATINUM TT		IRIDIUM TT		IRIDIUM POWER / IRIDIUM RACING			
				STOCK STOCK BOLSA	PLUG BOUGIE BUJIA	STOCK STOCK BOLSA	PLUG BOUGIE BUJIA	STOCK STOCK BOLSA	PLUG BOUGIE BUJIA	STOCK STOCK BOLSA	PLUG BOUGIE BUJIA	STOCK STOCK BOLSA	PLUG BOUGIE BUJIA	STOCK STOCK BOLSA	PLUG BOUGIE BUJIA		
FORD [continued]																	
LTD [continued]																	
1986	V8-5.0	F		5047	T16NR-U11												0.044
1985-1983	L4-2.3	6		5047	T16NR-U11												0.044
1985	V8-5.0	F		5025	T16PR-U					4509	PTF16TT	4715	ITF16TT	5330	ITF16		0.035
1985	V8-5.0	M		5025	T16PR-U					4509	PTF16TT	4715	ITF16TT	5330	ITF16		0.035
1984-1983	L4-2.3	A		5032	T20EPR-U					4512	PT20TT	4714	IT20TT	5326	IT20		0.032
1984-1981	V8-5.8	G		5026	T16PR-U11					4509	PTF16TT	4715	ITF16TT	5330	ITF16		0.044
1984	V6-3.8	C		5047	T16NR-U11												0.044
1984	V8-5.0	F		5026	T16PR-U11					4509	PTF16TT	4715	ITF16TT	5330	ITF16		0.044
1984	V8-5.0	M		5026	T16PR-U11					4509	PTF16TT	4715	ITF16TT	5330	ITF16		0.044
1983	L6-3.3	X	Brougham,	5008	MA16PR-U												0.035
1983	L6-3.3	X	Exc. Brougham,	5006	MA9PR-U												0.035
1983	V6-3.8	3		5022	T16EPR-U	5091	PT16EPR10			4511	PT16TT	4713	IT16TT	5325	IT16		0.032
1983	V8-5.0	F		5027	T16PR-U15					4509	PTF16TT	4715	ITF16TT	5330	ITF16		0.060
1982-1981	V8-4.2	D		5027	T16PR-U15					4509	PTF16TT	4715	ITF16TT	5330	ITF16		0.060
1982-1980	V8-5.0	F		5026	T16PR-U11					4509	PTF16TT	4715	ITF16TT	5330	ITF16		0.044
1980	V8-5.8	G	Country Squire,	5032	T20EPR-U					4512	PT20TT	4714	IT20TT	5326	IT20		0.032
1980	V8-5.8	G	Except Country Squire,	5026	T16PR-U11					4509	PTF16TT	4715	ITF16TT	5330	ITF16		0.044
1979-1975	V8-5.8	H		5026	T16PR-U11					4509	PTF16TT	4715	ITF16TT	5330	ITF16		0.044
1979	V8-5.0	F								4509	PTF16TT	4715	ITF16TT	5330	ITF16		0.040
1979	V8-5.0	F	Country Squire,	5026	T16PR-U11												0.044
1979	V8-5.0	F	Except Country Squire,	5027	T16PR-U15												0.060
1978-1977	V8-5.0	F		5027	T16PR-U15					4509	PTF16TT	4715	ITF16TT	5330	ITF16		0.060
1978-1977	V8-6.6	S								4509	PTF16TT	4715	ITF16TT	5330	ITF16		0.040
1978-1977	V8-6.6	S	Country Squire,	5026	T16PR-U11												0.044
1978-1977	V8-6.6	S	Except Country Squire,	5027	T16PR-U15												0.060
1978-1975	V8-7.5	C		5026	T16PR-U11					4509	PTF16TT	4715	ITF16TT	5330	ITF16		0.044
1978-1974	V8-7.5	A		5026	T16PR-U11					4509	PTF16TT	4715	ITF16TT	5330	ITF16		0.044
1976-1974	V8-6.6	S		5026	T16PR-U11					4509	PTF16TT	4715	ITF16TT	5330	ITF16		0.044
1974-1970	V8-5.8	H		5025	T16PR-U					4509	PTF16TT	4715	ITF16TT	5330	ITF16		0.035
1973-1972	V8-7.5	A		5025	T16PR-U					4509	PTF16TT	4715	ITF16TT	5330	ITF16		0.035
1973-1971	V8-6.6	S		5025	T16PR-U					4509	PTF16TT	4715	ITF16TT	5330	ITF16		0.035
1973-1969	V8-7.0	N		5008	MA16PR-U												0.035
1972	V8-5.0	D		5008	MA16PR-U												0.035
1972	V8-5.0	F		5008	MA16PR-U												0.035
1971-1969	V8-7.0	K		5008	MA16PR-U												0.035
1971	V8-5.0	F		5035	T20PR-U					4510	PTF20TT	4716	ITF20TT	5331	ITF20		0.035
1971	V8-5.0	D	Brougham,	5035	T20PR-U					4510	PTF20TT	4716	ITF20TT	5331	ITF20		0.035
1971	V8-5.0	D	Exc. Brougham,	5008	MA16PR-U												0.035
1971	V8-6.4	Y		5013	MA20PR-U												0.035



YEAR ANNEE AÑO	CYL	ENGINE MOTEUR MOTOR	NOTES/NOTAS	OE Types				Twin-Tip (TT) Technology				High Performance		GAP ECART. BRECHA		
				U-GROOVE (Standard)		DOUBLE PLATINUM		IRIDIUM LONG-LIFE		PLATINUM TT		IRIDIUM TT			IRIDIUM POWER / IRIDIUM RACING	
				STOCK STOCK BOLSA	PLUG BOUGIE BUJIA	STOCK STOCK BOLSA	PLUG BOUGIE BUJIA	STOCK STOCK BOLSA	PLUG BOUGIE BUJIA	STOCK STOCK BOLSA	PLUG BOUGIE BUJIA	STOCK STOCK BOLSA	PLUG BOUGIE BUJIA		STOCK STOCK BOLSA	PLUG BOUGIE BUJIA
FORD [continued]																
LTD [continued]																
1970-1968	V8-5.0	F		5008	MA16PR-U										0.035	
1970-1968	V8-6.4	X		5013	MA20PR-U										0.035	
1969-1968	V8-7.0	P		5008	MA16PR-U										0.035	
1969	V8-5.8	H		5013	MA20PR-U										0.035	
1969	V8-6.4	S		5013	MA20PR-U										0.035	
1968-1967	V8-6.4	Z		5013	MA20PR-U										0.035	
1968-1967	V8-7.0	W		5008	MA16PR-U										0.035	
1968	V8-4.7	C		5008	MA16PR-U										0.035	
1967	V8-4.7			5008	MA16PR-U										0.035	
1967	V8-6.4	H		5013	MA20PR-U										0.035	
1967	V8-6.4	Y		5013	MA20PR-U										0.035	
1967	V8-7.0	Q		5008	MA16PR-U										0.035	
1967	V8-7.0	R		5008	MA16PR-U										0.035	
1966-1965	V8-6.4			5013	MA20PR-U										0.035	
1966-1965	V8-7.0			5008	MA16PR-U										0.035	
LTD CROWN VICTORIA																
1991-1990	V8-5.8	G		5025	T16PR-U					4509	PTF16TT	4715	ITF16TT	5330	ITF16	0.035
1991-1987	V8-5.0	F		5047	T16NR-U11											0.044
1989-1987	V8-5.8	G		5047	T16NR-U11											0.044
LTD II																
1979-1977	V8-5.0	F		5027	T16PR-U15					4509	PTF16TT	4715	ITF16TT	5330	ITF16	0.060
1979-1977	V8-5.8	H		5026	T16PR-U11					4509	PTF16TT	4715	ITF16TT	5330	ITF16	0.044
1978-1977	V8-6.6	S								4509	PTF16TT	4715	ITF16TT	5330	ITF16	0.040
1978	V8-6.6	S	Except Squire,	5027	T16PR-U15											0.060
1977	V8-6.6	S	Squire,	5027	T16PR-U15											0.060
M-400																
1973	V8-5.9	Y		5008	MA16PR-U											0.035
1973	V8-6.4	H		5008	MA16PR-U											0.035
1971	V8-6.4	H		5013	MA20PR-U											0.035
M-450																
1974	V8-5.9	Y		5008	MA16PR-U											0.035
MAINLINE																
1956-1955	L6-3.6			5013	MA20PR-U											0.035
1956-1955	V8-4.4			5006	MA9PR-U											0.035
1956	V8-4.8			5006	MA9PR-U											0.035
1956	V8-5.1			5006	MA9PR-U											0.035
1954	L6-3.6			6013	W14L											0.027
1953	V8-3.7			6013	W14L											0.027
MAVERICK																
1977-1975	V8-5.0	F		5026	T16PR-U11					4509	PTF16TT	4715	ITF16TT	5330	ITF16	0.044



YEAR ANEE AÑO	CYL	ENGINE MOTEUR MOTOR	NOTES/NOTAS	OE Types						Twin-Tip (TT) Technology				High Performance		GAP ECART. BRECHA	
				U-GROOVE (Standard)		DOUBLE PLATINUM		IRIDIUM LONG-LIFE		PLATINUM TT		IRIDIUM TT		IRIDIUM POWER / IRIDIUM RACING			
				STOCK STOCK BOLSA	PLUG BOUGIE BUJIA	STOCK STOCK BOLSA	PLUG BOUGIE BUJIA	STOCK STOCK BOLSA	PLUG BOUGIE BUJIA	STOCK STOCK BOLSA	PLUG BOUGIE BUJIA	STOCK STOCK BOLSA	PLUG BOUGIE BUJIA	STOCK STOCK BOLSA	PLUG BOUGIE BUJIA		
FORD [continued]																	
MAVERICK [continued]																	
1977-1970	L6-3.3	T		5008	MA16PR-U												0.035
1977-1970	L6-4.1	L		5008	MA16PR-U												0.035
1974-1972	V8-5.0	F		5008	MA16PR-U												0.035
1972-1970	L6-2.8	U		5008	MA16PR-U												0.035
1971	V8-5.0	F		5026	T16PR-U11					4509	PTF16TT	4715	ITF16TT	5330	ITF16		0.044
MUSTANG																	
2014-2013	V6-3.7	99M												5339	ITV20		0.044
2014-2013	V8-5.8	99Z	S									4714	IT20TT	5326	IT20		0.040
2014-2012	V8-5.0	99F										4719	ITV20TT	5339	ITV20		0.040
2013-2012	V8-5.0	99U										4719	ITV20TT	5339	ITV20		0.040
2012	V6-3.7	99M										4719	ITV20TT	5339	ITV20		0.040
2012	V8-5.4	S	S			5070	PT16EPR-L13					4713	IT16TT	5325	IT16		0.050
2011	V6-3.7	M										4719	ITV20TT	5339	ITV20		0.040
2011	V8-5.0	F										4719	ITV20TT	5339	ITV20		0.040
2011	V8-5.4	S	S			5070	PT16EPR-L13			4511	PT16TT	4713	IT16TT	5325	IT16		0.050
2010-2009	V6-4.0	N		5033	T20EPR-U15					4512	PT20TT	4714	IT20TT	5326	IT20		0.060
2010-2007	V8-5.4	S	S	5023	T16EPR-U15	5070	PT16EPR-L13			4511	PT16TT	4713	IT16TT	5325	IT16		0.050
2009	V8-5.4	S	Shelby GT500KR, S	5023	T16EPR-U15	5070	PT16EPR-L13			4511	PT16TT	4713	IT16TT	5325	IT16		0.050
2008	V6-4.0	N		5033	T20EPR-U15					4512	PT20TT	4714	IT20TT	5326	IT20		0.060
2007-2006	V6-4.0	N		5033	T20EPR-U15					4512	PT20TT	4714	IT20TT	5326	IT20		0.060
2005	V6-4.0									4512	PT20TT	4714	IT20TT	5326	IT20		0.040
2004-2003	V8-4.6	Y	S											5327	IT22		0.032
2004-2003	V8-4.6	R		5023	T16EPR-U15	5070	PT16EPR-L13			4511	PT16TT	4713	IT16TT	5325	IT16		0.050
2004-1998	V6-3.8	4		5023	T16EPR-U15	5070	PT16EPR-L13			4511	PT16TT	4713	IT16TT	5325	IT16		0.050
2004-1996	V8-4.6	X		5023	T16EPR-U15	5070	PT16EPR-L13			4511	PT16TT	4713	IT16TT	5325	IT16		0.050
2004	V6-3.9	6		5023	T16EPR-U15	5070	PT16EPR-L13			4511	PT16TT	4713	IT16TT	5325	IT16		0.050
2003	V8-4.6	Y	SVT Cobra 10th Anniversary, S											5327	IT22		0.032
2001	V8-4.6	V		5023	T16EPR-U15	5070	PT16EPR-L13			4511	PT16TT	4713	IT16TT	5325	IT16		0.050
2000	V8-5.4	H		5022	T16EPR-U					4511	PT16TT	4713	IT16TT	5325	IT16		0.032
1999-1996	V8-4.6	V		5023	T16EPR-U15	5070	PT16EPR-L13			4511	PT16TT	4713	IT16TT	5325	IT16		0.050
1997-1994	V6-3.8	4				5077	PTJ16R15	5090	ZTJ16R10	4511	PT16TT	4713	IT16TT	5325	IT16		0.060
1995-1993	V8-5.0	D		5032	T20EPR-U					4512	PT20TT	4714	IT20TT	5326	IT20		0.032
1995	V8-5.0	T		5025	T16PR-U					4509	PTF16TT	4715	ITF16TT	5330	ITF16		0.035
1995	V8-5.8	C		5025	T16PR-U					4509	PTF16TT	4715	ITF16TT	5330	ITF16		0.035
1994	V8-5.0	T		5025	T16PR-U					4509	PTF16TT	4715	ITF16TT	5330	ITF16		0.035
1993-1991	L4-2.3	M	Dual Plug,	5032	T20EPR-U					4512	PT20TT	4714	IT20TT	5326	IT20		0.032
1993-1987	V8-5.0	E		5025	T16PR-U					4509	PTF16TT	4715	ITF16TT	5330	ITF16		0.035
1990-1985	L4-2.3	A		5047	T16NR-U11												0.044
1986-1984	L4-2.3	T	T	5032	T20EPR-U					4512	PT20TT	4714	IT20TT	5326	IT20		0.032
1986-1984	V6-3.8	3		5047	T16NR-U11												0.044



YEAR ANNEE AÑO	CYL	ENGINE MOTEUR MOTOR	NOTES/NOTAS	OE Types						Twin-Tip (TT) Technology				High Performance		GAP ECART. BRECHA	
				U-GROOVE (Standard)		DOUBLE PLATINUM		IRIDIUM LONG-LIFE		PLATINUM TT		IRIDIUM TT		IRIDIUM POWER / IRIDIUM RACING			
				STOCK STOCK BOLSA	PLUG BOUGIE BUJIA	STOCK STOCK BOLSA	PLUG BOUGIE BUJIA	STOCK STOCK BOLSA	PLUG BOUGIE BUJIA	STOCK STOCK BOLSA	PLUG BOUGIE BUJIA	STOCK STOCK BOLSA	PLUG BOUGIE BUJIA	STOCK STOCK BOLSA	PLUG BOUGIE BUJIA		
FORD [continued]																	
MUSTANG [continued]																	
1986	V8-5.0	M		5047	T16NR-U11												0.044
1985	V8-5.0			5025	T16PR-U												0.035
1985	V8-5.0	F							4509	PTF16TT	4715	ITF16TT	5330	ITF16			0.040
1985	V8-5.0	M		5025	T16PR-U				4509	PTF16TT	4715	ITF16TT	5330	ITF16			0.035
1984-1983	L4-2.3	A		5032	T20EPR-U				4512	PT20TT	4714	IT20TT	5326	IT20			0.032
1984-1983	L4-2.3	W	T	5032	T20EPR-U				4512	PT20TT	4714	IT20TT	5326	IT20			0.032
1984	V8-5.0	F		5026	T16PR-U11				4509	PTF16TT	4715	ITF16TT	5330	ITF16			0.044
1984	V8-5.0	M		5026	T16PR-U11				4509	PTF16TT	4715	ITF16TT	5330	ITF16			0.044
1983	V6-3.8	3		5022	T16EPR-U	5091	PT16EPR10		4511	PT16TT	4713	IT16TT	5325	IT16			0.032
1983	V8-5.0	F		5027	T16PR-U15				4509	PTF16TT	4715	ITF16TT	5330	ITF16			0.060
1982-1981	L4-2.3	T		5032	T20EPR-U				4512	PT20TT	4714	IT20TT	5326	IT20			0.032
1982-1981	L4-2.3	T	T	5032	T20EPR-U				4512	PT20TT	4714	IT20TT	5326	IT20			0.032
1982-1980	L6-3.3	B		5006	MA9PR-U												0.035
1982-1980	V8-4.2	D		5027	T16PR-U15				4509	PTF16TT	4715	ITF16TT	5330	ITF16			0.060
1982	L4-2.3	A		5022	T16EPR-U	5091	PT16EPR10		4511	PT16TT	4713	IT16TT	5325	IT16			0.032
1982	V8-5.0	F		5026	T16PR-U11				4509	PTF16TT	4715	ITF16TT	5330	ITF16			0.044
1981	L4-2.3	A		5032	T20EPR-U	5091	PT16EPR10		4511	PT16TT			5325	IT16			0.032
1981	L4-2.3	A		5022	T16EPR-U						4713	IT16TT					0.032
1981	L4-2.3	A							4512	PT20TT	4714	IT20TT	5326	IT20			0.040
1980-1979	L4-2.3	W	T	5032	T20EPR-U				4512	PT20TT	4714	IT20TT	5326	IT20			0.032
1980	L4-2.3	A		5022	T16EPR-U	5091	PT16EPR10		4511	PT16TT	4713	IT16TT	5325	IT16			0.032
1979	L4-2.3	Y		5022	T16EPR-U	5091	PT16EPR10		4511	PT16TT	4713	IT16TT	5325	IT16			0.032
1979	V6-2.8	Z		5022	T16EPR-U	5091	PT16EPR10		4511	PT16TT	4713	IT16TT	5325	IT16			0.032
1979	L6-3.3	T		5008	MA16PR-U												0.035
1979	V8-5.0	F		5027	T16PR-U15				4509	PTF16TT	4715	ITF16TT	5330	ITF16			0.060
1973-1972	V8-5.0	F		5008	MA16PR-U												0.035
1973-1971	V8-5.8	Q		5008	MA16PR-U												0.035
1973-1970	V8-5.8	H		5025	T16PR-U				4509	PTF16TT	4715	ITF16TT	5330	ITF16			0.035
1973-1969	L6-4.1	L		5008	MA16PR-U												0.035
1972	V8-5.0	G		5008	MA16PR-U												0.035
1972	V8-5.0	F	Exc. Grande, Mach I,	5008	MA16PR-U												0.035
1971-1970	V8-5.0	G		5013	MA20PR-U												0.035
1971-1969	V8-5.8	M		5008	MA16PR-U												0.035
1971	V8-5.0	F	Exc. Grande, Mach I,	5035	T20PR-U				4510	PTF20TT	4716	ITF20TT	5331	ITF20			0.035
1971	V8-5.0	F	Grande, Mach I,	5008	MA16PR-U												0.035
1971	V8-7.0	C		5008	MA16PR-U												0.035
1970-1969	V8-7.0	Q		5008	MA16PR-U												0.035
1970-1969	V8-7.0	Z		5008	MA16PR-U												0.035
1970-1968	L6-3.3	T		5008	MA16PR-U												0.035
1970-1968	V8-5.0	F		5008	MA16PR-U												0.035



YEAR ANNEE AÑO	CYL	ENGINE MOTEUR MOTOR	NOTES/NOTAS	OE Types						Twin-Tip (TT) Technology				High Performance		GAP ECART. BRECHA	
				U-GROOVE (Standard)		DOUBLE PLATINUM		IRIDIUM LONG-LIFE		PLATINUM TT		IRIDIUM TT		IRIDIUM POWER / IRIDIUM RACING			
				STOCK STOCK BOLSA	PLUG BOUGIE BUJIA	STOCK STOCK BOLSA	PLUG BOUGIE BUJIA	STOCK STOCK BOLSA	PLUG BOUGIE BUJIA	STOCK STOCK BOLSA	PLUG BOUGIE BUJIA	STOCK STOCK BOLSA	PLUG BOUGIE BUJIA	STOCK STOCK BOLSA	PLUG BOUGIE BUJIA		
FORD [continued]																	
MUSTANG [continued]																	
1969	V8-5.8	H		5013	MA20PR-U												0.035
1969	V8-6.4	S		5008	MA16PR-U												0.035
1968	V8-4.7	C		5008	MA16PR-U												0.035
1968	V8-5.0	J		5008	MA16PR-U												0.035
1968	V8-6.4	S		5013	MA20PR-U												0.035
1968	V8-7.0	R		5008	MA16PR-U												0.035
1968	V8-7.0	W		5008	MA16PR-U												0.035
1967-1964	L6-3.3			5008	MA16PR-U												0.035
1967	V8-4.7			5008	MA16PR-U												0.035
1967	V8-6.4			5013	MA20PR-U												0.035
1966-1964	V8-4.7			5013	MA20PR-U												0.035
1965-1964	L6-2.8			5008	MA16PR-U												0.035
1964	V8-4.3			5013	MA20PR-U												0.035
MUSTANG II																	
1978-1977	V6-2.8	Z		5022	T16EPR-U	5091	PT16EPR10			4511	PT16TT	4713	IT16TT	5325	IT16		0.032
1978-1977	V8-5.0	F		5027	T16PR-U15					4509	PTF16TT	4715	ITF16TT	5330	ITF16		0.060
1978-1974	L4-2.3	Y		5022	T16EPR-U	5091	PT16EPR10			4511	PT16TT	4713	IT16TT	5325	IT16		0.032
1976-1975	V8-5.0	F		5026	T16PR-U11					4509	PTF16TT	4715	ITF16TT	5330	ITF16		0.044
1976-1974	V6-2.8	Z		3031	W16EXR-U	3004	P16R			4501	PW16TT	4708	IW16TT	5305	IW16		0.032
1974	L4-2.0	X		5008	MA16PR-U												0.035
P-100																	
1967-1965	L6-2.8			5008	MA16PR-U												0.035
P-350																	
1976-1968	L6-4.9	B		5008	MA16PR-U												0.035
1976	V8-5.0	G		5026	T16PR-U11					4509	PTF16TT	4715	ITF16TT	5330	ITF16		0.044
1976	V8-6.6	S		5013	MA20PR-U												0.035
1973-1972	V8-6.4	H		5008	MA16PR-U												0.035
1973	V8-5.9	Y		5008	MA16PR-U												0.035
1972-1968	L6-3.9	A		5008	MA16PR-U												0.035
1972	V8-5.0	G		5008	MA16PR-U												0.035
PARK LANE WAGON																	
1956	L6-3.6			5013	MA20PR-U												0.035
1956	V8-4.4			5006	MA9PR-U												0.035
PINTO																	
1980	L4-2.3	A		5022	T16EPR-U	5091	PT16EPR10			4511	PT16TT	4713	IT16TT	5325	IT16		0.032
1979-1977	V6-2.8	Z		5022	T16EPR-U	5091	PT16EPR10			4511	PT16TT	4713	IT16TT	5325	IT16		0.032
1979-1974	L4-2.3	Y		5022	T16EPR-U	5091	PT16EPR10			4511	PT16TT	4713	IT16TT	5325	IT16		0.032
1976-1975	V6-2.8	Z		3031	W16EXR-U	3004	P16R			4501	PW16TT	4708	IW16TT	5305	IW16		0.032
1974-1971	L4-2.0	X		5008	MA16PR-U												0.035
1973-1971	L4-1.6	W		3066	W20EXR-U	3229	P20R8			4502	PW20TT	4709	IW20TT	5306	IW20		0.032



YEAR ANNEE AÑO	CYL	ENGINE MOTEUR MOTOR	NOTES/NOTAS	OE Types						Twin-Tip (TT) Technology				High Performance		GAP ECART. BRECHA
				U-GROOVE (Standard)		DOUBLE PLATINUM		IRIDIUM LONG-LIFE		PLATINUM TT		IRIDIUM TT		IRIDIUM POWER / IRIDIUM RACING		
				STOCK STOCK BOLSA	PLUG BOUGIE BUJIA	STOCK STOCK BOLSA	PLUG BOUGIE BUJIA	STOCK STOCK BOLSA	PLUG BOUGIE BUJIA	STOCK STOCK BOLSA	PLUG BOUGIE BUJIA	STOCK STOCK BOLSA	PLUG BOUGIE BUJIA	STOCK STOCK BOLSA	PLUG BOUGIE BUJIA	
FORD [continued]																
POLICE INTERCEPTOR SEDAN																
2014-2013	V6-3.5	8										4719	ITV20TT	5339	ITV20	0.040
2014-2013	V6-3.5	T	T									4719	ITV20TT	5339	ITV20	0.040
2014	V6-3.7	99M										4719	ITV20TT	5339	ITV20	0.040
2013	V6-3.7	99M												5339	ITV20	0.044
POLICE INTERCEPTOR UTILITY																
2014-2013	V6-3.7	99M												5339	ITV20	0.044
2014	V6-3.5	T	T									4719	ITV20TT	5339	ITV20	0.040
PROBE																
1997-1993	L4-2.0	A		3130	K16PR-U11	3264	PK16PR11	3395	SK16PR-L11	4503	PK16TT	4701	IK16TT	5303	IK16	0.044
1997-1993	V6-2.5	B		3133	KJ20CR11	3247	PKJ20CR-L11	3371	SKJ20CR-A8	4504	PK20TT	4702	IK20TT	5358	IK20L	0.044
1992-1991	V6-3.0	U								4512	PT20TT					0.040
1992-1991	V6-3.0	U	SE,	5032	T20EPR-U							4714	IT20TT	5326	IT20	0.032
1992-1990	V6-3.0	U	LX,	5023	T16EPR-U15	5070	PT16EPR-L13			4511	PT16TT	4713	IT16TT	5325	IT16	0.050
1992-1989	L4-2.2	C		3133	KJ20CR11	3247	PKJ20CR-L11	3371	SKJ20CR-A8	4504	PK20TT	4702	IK20TT	5358	IK20L	0.044
1992-1989	L4-2.2	L	T	3133	KJ20CR11	3247	PKJ20CR-L11	3371	SKJ20CR-A8	4504	PK20TT	4702	IK20TT	5358	IK20L	0.044
RANCHERO																
1979-1977	V8-5.0	F		5027	T16PR-U15					4509	PTF16TT	4715	ITF16TT	5330	ITF16	0.060
1979-1975	V8-5.8	H		5026	T16PR-U11					4509	PTF16TT	4715	ITF16TT	5330	ITF16	0.044
1978-1977	V8-6.6	S		5026	T16PR-U11					4509	PTF16TT	4715	ITF16TT	5330	ITF16	0.044
1977-1974	V8-7.5	A		5026	T16PR-U11					4509	PTF16TT	4715	ITF16TT	5330	ITF16	0.044
1976-1973	V8-6.6	S		5013	MA20PR-U											0.035
1974-1972	V8-5.8	Q		5008	MA16PR-U											0.035
1974-1968	V8-5.0	F		5008	MA16PR-U											0.035
1974	V8-5.8	H		5008	MA16PR-U											0.035
1973-1972	V8-7.0	N		5008	MA16PR-U											0.035
1973-1970	V8-5.8	H		5025	T16PR-U					4509	PTF16TT	4715	ITF16TT	5330	ITF16	0.035
1973-1969	L6-4.1	L		5008	MA16PR-U											0.035
1972	V8-6.6	S		5025	T16PR-U					4509	PTF16TT	4715	ITF16TT	5330	ITF16	0.035
1971-1970	V8-7.0	C		5008	MA16PR-U											0.035
1971-1970	V8-7.0	J		5008	MA16PR-U											0.035
1971-1969	V8-5.8	M		5008	MA16PR-U											0.035
1969-1968	V8-6.4	S		5013	MA20PR-U											0.035
1969-1968	V8-7.0	Q		5008	MA16PR-U											0.035
1969	V8-5.8	H		5013	MA20PR-U					4509	PTF16TT					0.035
1968	L6-3.3	T		5008	MA16PR-U											0.035
1968	V8-6.4	Y		5013	MA20PR-U											0.035
1967-1965	V8-4.7			5013	MA20PR-U											0.035
1967-1964	L6-3.3			5008	MA16PR-U											0.035
1967	V8-6.4			5013	MA20PR-U											0.035
1965-1964	L6-2.8			5008	MA16PR-U											0.035



YEAR ANNEE AÑO	CYL	ENGINE MOTEUR MOTOR	NOTES/NOTAS	OE Types						Twin-Tip (TT) Technology				High Performance		GAP ECART. BRECHA	
				U-GROOVE (Standard)		DOUBLE PLATINUM		IRIDIUM LONG-LIFE		PLATINUM TT		IRIDIUM TT		IRIDIUM POWER / IRIDIUM RACING			
				STOCK STOCK BOLSA	PLUG BOUGIE BUJIA	STOCK STOCK BOLSA	PLUG BOUGIE BUJIA	STOCK STOCK BOLSA	PLUG BOUGIE BUJIA	STOCK STOCK BOLSA	PLUG BOUGIE BUJIA	STOCK STOCK BOLSA	PLUG BOUGIE BUJIA	STOCK STOCK BOLSA	PLUG BOUGIE BUJIA		
FORD [continued]																	
RANCHERO [continued]																	
1964-1963	V8-4.3			5013	MA20PR-U												0.035
1964-1960	L6-2.4			5013	MA20PR-U												0.035
1961	L6-2.8			5008	MA16PR-U												0.035
1959-1958	V8-4.8			5013	MA20PR-U												0.035
1959-1958	V8-5.8			5013	MA20PR-U												0.035
1959-1957	L6-3.6			5013	MA20PR-U												0.035
RANCH WAGON																	
1974	V8-5.8	H		5008	MA16PR-U												0.035
1974	V8-6.6	S		5026	T16PR-U11				4509	PTF16TT	4715	ITF16TT	5330	ITF16			0.044
1974	V8-7.5	A		5026	T16PR-U11				4509	PTF16TT	4715	ITF16TT	5330	ITF16			0.044
1973-1971	V8-6.6	S		5025	T16PR-U				4509	PTF16TT	4715	ITF16TT	5330	ITF16			0.035
1973-1970	V8-5.8	H		5025	T16PR-U				4509	PTF16TT	4715	ITF16TT	5330	ITF16			0.035
1973	V8-7.0	N		5008	MA16PR-U												0.035
1973	V8-7.5	A		5025	T16PR-U				4509	PTF16TT	4715	ITF16TT	5330	ITF16			0.035
1972	V8-5.0	F		5008	MA16PR-U												0.035
1972	V8-7.0	N		5025	T16PR-U				4509	PTF16TT	4715	ITF16TT	5330	ITF16			0.035
1971-1969	V8-7.0	K		5008	MA16PR-U												0.035
1971-1969	V8-7.0	N		5008	MA16PR-U												0.035
1971-1968	V8-6.4	Y		5013	MA20PR-U												0.035
1971	V8-5.0	F		5035	T20PR-U				4510	PTF20TT	4716	ITF20TT	5331	ITF20			0.035
1970-1968	V8-7.0	P		5008	MA16PR-U												0.035
1970	V8-5.0	F		5008	MA16PR-U												0.035
1969-1968	L6-3.9	B		5008	MA16PR-U												0.035
1969	V8-5.0	D		5008	MA16PR-U												0.035
1969	V8-5.8	H		5013	MA20PR-U												0.035
1968	V8-4.7	C		5008	MA16PR-U												0.035
1968	V8-5.0	F		5008	MA16PR-U												0.035
1968	V8-6.4	Z		5013	MA20PR-U												0.035
1967-1966	L6-2.8			5008	MA16PR-U												0.035
1967-1966	L6-3.3			5008	MA16PR-U												0.035
1967-1964	V8-6.4			5013	MA20PR-U												0.035
1967	V8-4.7			5008	MA16PR-U												0.035
1966-1963	V8-4.7			5013	MA20PR-U												0.035
1966-1959	V8-5.8			5008	MA16PR-U												0.035
1966	V8-7.0			5008	MA16PR-U												0.035
1964-1963	V8-4.3			5013	MA20PR-U												0.035
1964-1955	L6-3.6			5013	MA20PR-U												0.035
1964	L6-2.8			5008	MA16PR-U												0.035
1964	V8-7.0			5008	MA16PR-U												0.035
1963-1962	V8-6.4			5008	MA16PR-U												0.035
1963	L6-3.3			5008	MA16PR-U												0.035



YEAR ANNEE AÑO	CYL	ENGINE MOTEUR MOTOR	NOTES/NOTAS	OE Types						Twin-Tip (TT) Technology				High Performance		GAP ECART. BRECHA	
				U-GROOVE (Standard)		DOUBLE PLATINUM		IRIDIUM LONG-LIFE		PLATINUM TT		IRIDIUM TT		IRIDIUM POWER / IRIDIUM RACING			
				STOCK STOCK BOLSA	PLUG BOUGIE BUJIA	STOCK STOCK BOLSA	PLUG BOUGIE BUJIA	STOCK STOCK BOLSA	PLUG BOUGIE BUJIA	STOCK STOCK BOLSA	PLUG BOUGIE BUJIA	STOCK STOCK BOLSA	PLUG BOUGIE BUJIA	STOCK STOCK BOLSA	PLUG BOUGIE BUJIA		
FORD [continued]																	
RANCH WAGON [continued]																	
1962-1958	V8-4.8			5006	MA9PR-U												0.035
1962	L6-2.4			5013	MA20PR-U												0.035
1962	L6-2.8			5008	MA16PR-U												0.035
1959-1958	V8-5.4			5013	MA20PR-U												0.035
1957-1955	V8-4.4			5006	MA9PR-U												0.035
1954	L6-3.6			6013	W14L												0.027
1953	V8-3.7			6013	W14L												0.027
1951-1950	L6-3.7			6013	W14L												0.027
RANGER																	
2011-2009	V6-4.0	E		5033	T20EPR-U15					4512	PT20TT	4714	IT20TT	5326	IT20		0.060
2011	L4-2.3	D				5092	PT16EPR13			4511	PT16TT	4713	IT16TT	5325	IT16		0.050
2010-2001	L4-2.3	D		5022	T16EPR-U	5091	PT16EPR10			4511	PT16TT	4713	IT16TT	5325	IT16		0.040
2008-2007	V6-4.0	E				5077	PTJ16R15	5090	ZTJ16R10	4511	PT16TT	4713	IT16TT	5325	IT16		0.060
2008-2001	V6-3.0	U		5023	T16EPR-U15	5070	PT16EPR-L13			4511	PT16TT	4713	IT16TT	5325	IT16		0.050
2006	V6-4.0	E				5077	PTJ16R15	5090	ZTJ16R10			4714	IT20TT	5326	IT20		0.060
2005	V6-4.0	E										4714	IT20TT	5326	IT20		0.040
2004-1999	V6-3.0	V		5023	T16EPR-U15	5070	PT16EPR-L13			4511	PT16TT	4713	IT16TT	5325	IT16		0.050
2004	V6-4.0	E								4512	PT20TT	4714	IT20TT	5326	IT20		0.040
2004	V6-4.0	E	Edge,									4714	IT20TT	5326	IT20		0.040
2003-2001	V6-3.0	U	Exc. Edge,	5023	T16EPR-U15	5070	PT16EPR-L13			4511	PT16TT	4713	IT16TT	5325	IT16		0.050
2003-2001	V6-3.0	V	Exc. Edge,	5023	T16EPR-U15	5070	PT16EPR-L13			4511	PT16TT	4713	IT16TT	5325	IT16		0.050
2003-2001	V6-4.0	E				5077	PTJ16R15	5090	ZTJ16R10	4511	PT16TT	4713	IT16TT	5325	IT16		0.060
2001-1998	L4-2.5	C		5023	T16EPR-U15	5070	PT16EPR-L13			4511	PT16TT	4713	IT16TT	5325	IT16		0.050
2000-1994	V6-4.0	X		5023	T16EPR-U15	5070	PT16EPR-L13			4511	PT16TT	4713	IT16TT	5325	IT16		0.050
1998-1991	V6-3.0	U		5023	T16EPR-U15	5070	PT16EPR-L13			4511	PT16TT	4713	IT16TT	5325	IT16		0.050
1997-1994	L4-2.3	A		5023	T16EPR-U15	5070	PT16EPR-L13			4511	PT16TT	4713	IT16TT	5325	IT16		0.050
1993-1989	L4-2.3	A		5032	T20EPR-U					4512	PT20TT	4714	IT20TT	5326	IT20		0.032
1993	V6-4.0	X		5023	T16EPR-U15	5070	PT16EPR-L13			4511	PT16TT	4713	IT16TT	5325	IT16		0.050
1992-1990	V6-4.0	X		5023	T16EPR-U15	5070	PT16EPR-L13			4511	PT16TT	4713	IT16TT	5325	IT16		0.050
1992-1986	V6-2.9	T		5022	T16EPR-U	5091	PT16EPR10			4511	PT16TT	4713	IT16TT	5325	IT16		0.032
1988-1985	L4-2.3	A		5047	T16NR-U11												0.044
1988-1983	L4-2.0	C		5022	T16EPR-U	5091	PT16EPR10			4511	PT16TT	4713	IT16TT	5325	IT16		0.032
1985	V6-2.8	S		5022	T16EPR-U	5091	PT16EPR10			4511	PT16TT	4713	IT16TT	5325	IT16		0.032
1984-1983	L4-2.3	A		5032	T20EPR-U					4512	PT20TT	4714	IT20TT	5326	IT20		0.032
1984-1983	V6-2.8	S		5032	T20EPR-U					4512	PT20TT	4714	IT20TT	5326	IT20		0.032
SKYLINER																	
1959-1958	V8-4.8			5006	MA9PR-U												0.035
1959-1958	V8-5.4			5013	MA20PR-U												0.035
1959	V8-5.8			5008	MA16PR-U												0.035
1957-1955	V8-4.4			5006	MA9PR-U												0.035
1956-1955	L6-3.6			5013	MA20PR-U												0.035



YEAR ANEE AÑO	CYL	ENGINE MOTEUR MOTOR	NOTES/NOTAS	OE Types						Twin-Tip (TT) Technology				High Performance		GAP ECART. BRECHA
				U-GROOVE (Standard)		DOUBLE PLATINUM		IRIDIUM LONG-LIFE		PLATINUM TT		IRIDIUM TT		IRIDIUM POWER / IRIDIUM RACING		
				STOCK STOCK BOLSA	PLUG BOUGIE BUJIA	STOCK STOCK BOLSA	PLUG BOUGIE BUJIA	STOCK STOCK BOLSA	PLUG BOUGIE BUJIA	STOCK STOCK BOLSA	PLUG BOUGIE BUJIA	STOCK STOCK BOLSA	PLUG BOUGIE BUJIA	STOCK STOCK BOLSA	PLUG BOUGIE BUJIA	
FORD [continued]																
SKYLINER [continued]																
1954	L6-3.6			6013	W14L											0.027
SPRINT																
1964-1963	V8-4.3			5013	MA20PR-U											0.035
1963	L6-2.8			5008	MA16PR-U											0.035
1963	V8-3.6			5008	MA16PR-U											0.035
STARLINER																
1960	L6-3.6			5013	MA20PR-U											0.035
1960	V8-4.8			5006	MA9PR-U											0.035
1960	V8-5.8			5008	MA16PR-U											0.035
SUNLINER																
1964-1963	L6-3.6			5013	MA20PR-U											0.035
1964-1962	V8-5.8			5008	MA16PR-U											0.035
1964-1962	V8-6.4			5013	MA20PR-U											0.035
1964	V8-4.3			5013	MA20PR-U											0.035
1963	L6-3.3			5008	MA16PR-U											0.035
1963	V8-4.7			5013	MA20PR-U											0.035
1962	V8-4.8			5006	MA9PR-U											0.035
1960-1959	V8-5.8			5008	MA16PR-U											0.035
1960-1958	V8-4.8			5006	MA9PR-U											0.035
1960-1955	L6-3.6			5013	MA20PR-U											0.035
1959-1958	V8-5.4			5013	MA20PR-U											0.035
1957-1955	V8-4.4			5006	MA9PR-U											0.035
1954	L6-3.6			6013	W14L											0.027
1953	V8-3.7			6013	W14L											0.027
SUPER DELUXE																
1948-1946	L6-3.7			6013	W14L											0.027
TAURUS																
2014-2013	L4-2.0	9	T									4719	ITV20TT	5339	ITV20	0.040
2014-2013	V6-3.5	8										4719	ITV20TT	5339	ITV20	0.040
2014-2010	V6-3.5	T	T									4719	ITV20TT	5339	ITV20	0.040
2012-2008	V6-3.5	W										4719	ITV20TT	5339	ITV20	0.040
2007-2006	V6-3.0	U		5023	T16EPR-U15	5070	PT16EPR-L13		4511	PT16TT	4713	IT16TT	5325	IT16	0.050	
2006-1999	V6-3.0	2		5023	T16EPR-U15	5070	PT16EPR-L13		4511	PT16TT	4713	IT16TT	5325	IT16	0.050	
2005-1996	V6-3.0	S		5023	T16EPR-U15	5070	PT16EPR-L13		4511	PT16TT	4713	IT16TT	5325	IT16	0.050	
2005	V6-3.0	U		5023	T16EPR-U15	5070	PT16EPR-L13		4511	PT16TT	4713	IT16TT	5325	IT16	0.060	
2004-1988	V6-3.0	U		5023	T16EPR-U15	5070	PT16EPR-L13		4511	PT16TT	4713	IT16TT	5325	IT16	0.050	
1999-1996	V8-3.4	N		5023	T16EPR-U15	5070	PT16EPR-L13		4511	PT16TT	4713	IT16TT	5325	IT16	0.050	
1998-1996	V6-3.0	1		5040	T22EP-U									5327	IT22	0.032
1998-1996	V6-3.0	2		5040	T22EP-U									5327	IT22	0.032
1995-1993	V6-3.0	1		5032	T20EPR-U				4512	PT20TT	4714	IT20TT	5326	IT20	0.032	



YEAR ANNEE AÑO	CYL	ENGINE MOTEUR MOTOR	NOTES/NOTAS	OE Types						Twin-Tip (TT) Technology				High Performance		GAP ECART. BRECHA
				U-GROOVE (Standard)		DOUBLE PLATINUM		IRIDIUM LONG-LIFE		PLATINUM TT		IRIDIUM TT		IRIDIUM POWER / IRIDIUM RACING		
				STOCK STOCK BOLSA	PLUG BOUGIE BUJIA	STOCK STOCK BOLSA	PLUG BOUGIE BUJIA	STOCK STOCK BOLSA	PLUG BOUGIE BUJIA	STOCK STOCK BOLSA	PLUG BOUGIE BUJIA	STOCK STOCK BOLSA	PLUG BOUGIE BUJIA	STOCK STOCK BOLSA	PLUG BOUGIE BUJIA	
FORD [continued]																
TAURUS [continued]																
1995-1993	V6-3.2	P		3130	K16PR-U11	3264	PK16PR11	3395	SK16PR-L11	4503	PK16TT	4701	IK16TT	5303	IK16	0.044
1995-1993	V6-3.8	4				5077	PTJ16R15	5090	ZTJ16R10	4511	PT16TT	4713	IT16TT	5325	IT16	0.060
1995-1990	V6-3.0	Y		3130	K16PR-U11	3264	PK16PR11	3395	SK16PR-L11	4503	PK16TT	4701	IK16TT	5303	IK16	0.044
1992-1988	V6-3.8	4		5047	T16NR-U11											0.044
1991	L4-2.5			5032	T20EPR-U					4512	PT20TT	4714	IT20TT	5326	IT20	0.032
1990-1986	L4-2.5	D		5032	T20EPR-U					4512	PT20TT	4714	IT20TT	5326	IT20	0.032
1989	V6-3.0	Y		3006	Q16R-U11	3005	PQ16R			4507	PQ16TT	4706	IQ16TT	5301	IQ16	0.044
1987-1986	V6-3.0	U		5032	T20EPR-U					4512	PT20TT	4714	IT20TT	5326	IT20	0.032
TAURUS X																
2009-2008	V6-3.5	W										4719	ITV20TT	5339	ITV20	0.040
TEMPO																
1994-1992	V6-3.0	U		5023	T16EPR-U15	5070	PT16EPR-L13			4511	PT16TT	4713	IT16TT	5325	IT16	0.050
1994-1987	L4-2.3	X		5022	T16EPR-U	5091	PT16EPR10			4511	PT16TT	4713	IT16TT	5325	IT16	0.032
1991-1988	L4-2.3	S		5022	T16EPR-U	5091	PT16EPR10			4511	PT16TT	4713	IT16TT	5325	IT16	0.032
1987-1985	L4-2.3	S		5032	T20EPR-U					4512	PT20TT	4714	IT20TT	5326	IT20	0.032
1986	L4-2.3	X		5022	T16EPR-U	5091	PT16EPR10			4511	PT16TT					0.032
1985	L4-2.3	X		5022	T16EPR-U	5091	PT16EPR10			4511	PT16TT	4713	IT16TT	5325	IT16	0.032
1985	L4-2.3	R		5032	T20EPR-U					4512	PT20TT	4714	IT20TT	5326	IT20	0.032
1984	L4-2.3	R		5022	T16EPR-U	5091	PT16EPR10			4511	PT16TT	4713	IT16TT	5325	IT16	0.032
THUNDERBIRD																
2005-2002	V8-3.9	A		3130	K16PR-U11	3264	PK16PR11	3395	SK16PR-L11	4503	PK16TT	4701	IK16TT	5303	IK16	0.044
1997-1996	V8-4.6	W		5023	T16EPR-U15	5070	PT16EPR-L13			4511	PT16TT	4713	IT16TT	5325	IT16	0.050
1997-1994	V6-3.8	4				5077	PTJ16R15	5090	ZTJ16R10	4511	PT16TT	4713	IT16TT	5325	IT16	0.060
1995-1994	V8-4.6	W		5032	T20EPR-U					4512	PT20TT	4714	IT20TT	5326	IT20	0.032
1995-1989	V6-3.8	R	S			5077	PTJ16R15	5090	ZTJ16R10	4511	PT16TT	4713	IT16TT	5325	IT16	0.060
1993-1991	V8-5.0	T		5025	T16PR-U					4509	PTF16TT	4715	ITF16TT	5330	ITF16	0.035
1993-1988	V6-3.8	4		5047	T16NR-U11											0.044
1988-1986	V8-5.0	F		5047	T16NR-U11											0.044
1987-1984	V6-3.8	3		5047	T16NR-U11											0.044
1986-1983	L4-2.3	W	T	5032	T20EPR-U					4512	PT20TT	4714	IT20TT	5326	IT20	0.032
1985	V8-5.0	F		5020	T14PR-U											0.035
1984	V8-5.0	F		5026	T16PR-U11					4509	PTF16TT	4715	ITF16TT	5330	ITF16	0.044
1983-1982	V6-3.8	3		5022	T16EPR-U	5091	PT16EPR10			4511	PT16TT	4713	IT16TT	5325	IT16	0.032
1983	V8-5.0	F		5027	T16PR-U15					4509	PTF16TT	4715	ITF16TT	5330	ITF16	0.060
1982-1980	L6-3.3	B		5006	MA9PR-U											0.035
1982-1980	V8-4.2	D		5027	T16PR-U15					4509	PTF16TT	4715	ITF16TT	5330	ITF16	0.060
1981-1980	V8-5.0	F		5026	T16PR-U11					4509	PTF16TT	4715	ITF16TT	5330	ITF16	0.044
1979-1977	V8-5.0	F		5027	T16PR-U15					4509	PTF16TT	4715	ITF16TT	5330	ITF16	0.060
1979-1977	V8-5.8	H		5026	T16PR-U11					4509	PTF16TT	4715	ITF16TT	5330	ITF16	0.044
1978-1977	V8-6.6	S		5027	T16PR-U15					4509	PTF16TT	4715	ITF16TT	5330	ITF16	0.060
1976-1974	V8-7.5	A		5026	T16PR-U11					4509	PTF16TT	4715	ITF16TT	5330	ITF16	0.044



YEAR ANNEE AÑO	CYL	ENGINE MOTEUR MOTOR	NOTES/NOTAS	OE Types						Twin-Tip (TT) Technology				High Performance		GAP ECART. BRECHA
				U-GROOVE (Standard)		DOUBLE PLATINUM		IRIDIUM LONG-LIFE		PLATINUM TT		IRIDIUM TT		IRIDIUM POWER / IRIDIUM RACING		
				STOCK STOCK BOLSA	PLUG BOUGIE BUJIA	STOCK STOCK BOLSA	PLUG BOUGIE BUJIA	STOCK STOCK BOLSA	PLUG BOUGIE BUJIA	STOCK STOCK BOLSA	PLUG BOUGIE BUJIA	STOCK STOCK BOLSA	PLUG BOUGIE BUJIA	STOCK STOCK BOLSA	PLUG BOUGIE BUJIA	
FORD [continued]																
THUNDERBIRD [continued]																
1973-1972	V8-7.5	A		5025	T16PR-U					4509	PTF16TT	4715	ITF16TT	5330	ITF16	0.035
1973	V8-7.0	N		5025	T16PR-U					4509	PTF16TT	4715	ITF16TT	5330	ITF16	0.035
1972-1968	V8-7.0	N		5008	MA16PR-U											0.035
1972	V8-6.6	S		5025	T16PR-U					4509	PTF16TT	4715	ITF16TT	5330	ITF16	0.035
1968	V8-6.4	Z		5013	MA20PR-U											0.035
1967-1966	V8-6.4			5013	MA20PR-U											0.035
1967-1963	V8-7.0			5008	MA16PR-U											0.035
1965	V8-6.4			5008	MA16PR-U											0.035
1964-1962	V8-6.4			5013	MA20PR-U											0.035
1961	V8-6.4			5008	MA16PR-U											0.035
1960-1959	V8-5.8			5008	MA16PR-U											0.035
1960	V8-7.0			5008	MA16PR-U											0.035
1959-1958	V8-5.4			5013	MA20PR-U											0.035
1958-1956	V8-4.8			5006	MA9PR-U											0.035
1957-1956	V8-5.1			5006	MA9PR-U											0.035
TORINO																
1976-1975	V8-5.8	H		5026	T16PR-U11					4509	PTF16TT	4715	ITF16TT	5330	ITF16	0.044
1976-1975	V8-7.5	C		5026	T16PR-U11					4509	PTF16TT	4715	ITF16TT	5330	ITF16	0.044
1976-1974	V8-6.6	S		5026	T16PR-U11					4509	PTF16TT	4715	ITF16TT	5330	ITF16	0.044
1976-1974	V8-7.5	A		5026	T16PR-U11					4509	PTF16TT	4715	ITF16TT	5330	ITF16	0.044
1974-1972	V8-5.8	Q		5008	MA16PR-U											0.035
1974-1970	V8-5.8	H		5025	T16PR-U					4509	PTF16TT	4715	ITF16TT	5330	ITF16	0.035
1974-1969	L6-4.1	L		5008	MA16PR-U											0.035
1974	V8-5.0	F		5008	MA16PR-U											0.035
1973-1972	V8-6.6	S		5025	T16PR-U					4509	PTF16TT	4715	ITF16TT	5330	ITF16	0.035
1973-1972	V8-7.0	N		5025	T16PR-U					4509	PTF16TT	4715	ITF16TT	5330	ITF16	0.035
1973	V8-5.0	F		5008	MA16PR-U											0.035
1973	V8-7.5	C		5026	T16PR-U11					4509	PTF16TT	4715	ITF16TT	5330	ITF16	0.044
1972	V8-5.0	F		5008	MA16PR-U											0.035
1971-1970	V8-7.0	C		5008	MA16PR-U											0.035
1971-1970	V8-7.0	J		5008	MA16PR-U											0.035
1971-1969	V8-5.8	M		5008	MA16PR-U											0.035
1971	V8-5.0	F	Exc. Squire,	5008	MA16PR-U											0.035
1971	V8-5.0	F	Squire,	5025	T16PR-U											0.035
1970-1968	V8-5.0	F		5008	MA16PR-U											0.035
1970	V8-7.0	N		5008	MA16PR-U											0.035
1969-1968	V8-6.4	S		5013	MA20PR-U											0.035
1969	V8-5.8	H		5013	MA20PR-U											0.035
1969	V8-7.0	Q		5008	MA16PR-U											0.035
1968	L6-3.3	T		5008	MA16PR-U											0.035
1968	V8-4.7	C		5008	MA16PR-U											0.035



YEAR ANNEE AÑO	CYL	ENGINE MOTEUR MOTOR	NOTES/NOTAS	OE Types						Twin-Tip (TT) Technology				High Performance		GAP ECART. BRECHA	
				U-GROOVE (Standard)		DOUBLE PLATINUM		IRIDIUM LONG-LIFE		PLATINUM TT		IRIDIUM TT		IRIDIUM POWER / IRIDIUM RACING			
				STOCK STOCK BOLSA	PLUG BOUGIE BUJIA	STOCK STOCK BOLSA	PLUG BOUGIE BUJIA	STOCK STOCK BOLSA	PLUG BOUGIE BUJIA	STOCK STOCK BOLSA	PLUG BOUGIE BUJIA	STOCK STOCK BOLSA	PLUG BOUGIE BUJIA	STOCK STOCK BOLSA	PLUG BOUGIE BUJIA		
FORD [continued]																	
TORINO [continued]																	
1968	V8-6.4	Y		5013	MA20PR-U												0.035
1968	V8-7.0	R		5008	MA16PR-U												0.035
TRANSIT CONNECT																	
2014	L4-1.6	X	T									4717	ITL16TT	5338	ITV16	0.040	
2013	L4-2.0	N										4713	IT16TT	5325	IT16	0.040	
2012	L4-2.0	N				5092	PT16EPR13					4713	IT16TT	5325	IT16	0.050	
2011	L4-2.0	N				5092	PT16EPR13			4511	PT16TT	4713	IT16TT	5325	IT16	0.050	
2010	L4-2.0	N		5023	T16EPR-U15	5092	PT16EPR13			4511	PT16TT	4713	IT16TT	5325	IT16	0.050	
VICTORIA																	
1964-1963	V8-4.3			5013	MA20PR-U												0.035
1964-1962	L6-3.6			5013	MA20PR-U												0.035
1964-1962	V8-5.8			5008	MA16PR-U												0.035
1964	V8-6.4			5013	MA20PR-U												0.035
1963	L6-3.3			5008	MA16PR-U												0.035
1963	V8-4.7			5013	MA20PR-U												0.035
1962	V8-4.8			5006	MA9PR-U												0.035
1962	V8-6.4			5008	MA16PR-U												0.035
1960-1959	V8-5.8			5008	MA16PR-U												0.035
1960-1958	V8-4.8			5006	MA9PR-U												0.035
1960-1955	L6-3.6			5013	MA20PR-U												0.035
1959-1958	V8-5.4			5013	MA20PR-U												0.035
1957-1955	V8-4.4			5006	MA9PR-U												0.035
1954	L6-3.6			6013	W14L												0.027
1953	V8-3.7			6013	W14L												0.027
WINDSTAR																	
2003-1996	V6-3.8	4		5023	T16EPR-U15	5070	PT16EPR-L13				4511	PT16TT	4713	IT16TT	5325	IT16	0.050
2000-1995	V6-3.0	U		5023	T16EPR-U15	5070	PT16EPR-L13				4511	PT16TT	4713	IT16TT	5325	IT16	0.050
1995	V6-3.8	4				5077	PTJ16R15	5090	ZTJ16R10		4511	PT16TT	4713	IT16TT	5325	IT16	0.060
GEO																	
METRO																	
1997-1995	L4-1.3	9		3088	W22EPR-U	3302	P22PR8	3354	S22PR-A7						5307	IW22	0.032
1997-1989	L3-1.0	6		3032	W16EXR-U11	3004	P16R				4501	PW16TT	4708	IW16TT	5305	IW16	0.044
PRIZM																	
1997-1993	L4-1.6	6		3119	K16R-U	3301	PK16R8	3435	SK16PR-F8	4503	PK16TT	4701	IK16TT	5303	IK16	0.032	
1997-1993	L4-1.8	8		3119	K16R-U	3301	PK16R8	3435	SK16PR-F8	4503	PK16TT	4701	IK16TT	5303	IK16	0.032	
1989	L4-1.6	6		5016	Q16PR-U11	3005	PQ16R				4507	PQ16TT	4706	IQ16TT	5301	IQ16	0.044
SPECTRUM																	
1989	L4-1.5	7		3212	W20EXR-U11	3238	P20R11				4502	PW20TT	4709	IW20TT	5306	IW20	0.044
1989	L4-1.5	9	T	3212	W20EXR-U11	3238	P20R11				4502	PW20TT	4709	IW20TT	5306	IW20	0.044



YEAR ANNEE AÑO	CYL	ENGINE MOTEUR MOTOR	NOTES/NOTAS	OE Types						Twin-Tip (TT) Technology				High Performance		GAP ECART. BRECHA		
				U-GROOVE (Standard)		DOUBLE PLATINUM		IRIDIUM LONG-LIFE		PLATINUM TT		IRIDIUM TT		IRIDIUM POWER / IRIDIUM RACING				
				STOCK STOCK BOLSA	PLUG BOUGIE BUJIA	STOCK STOCK BOLSA	PLUG BOUGIE BUJIA	STOCK STOCK BOLSA	PLUG BOUGIE BUJIA	STOCK STOCK BOLSA	PLUG BOUGIE BUJIA	STOCK STOCK BOLSA	PLUG BOUGIE BUJIA	STOCK STOCK BOLSA	PLUG BOUGIE BUJIA			
GEO [continued]																		
STORM																		
1993-1992	L4-1.8	8		5016	Q16PR-U11	3005	PQ16R					4507	PQ16TT	4706	IQ16TT	5301	IQ16	0.044
1993-1991	L4-1.6	6		3121	K20PR-U11	3168	PK20PR11	3443	SK20PR-L11			4504	PK20TT	4702	IK20TT	5304	IK20	0.044
1991	L4-1.6	5		5016	Q16PR-U11	3005	PQ16R					4507	PQ16TT	4706	IQ16TT	5301	IQ16	0.044
1990	L4-1.6	5		3121	K20PR-U11	3168	PK20PR11	3443	SK20PR-L11					4702	IK20TT	5304	IK20	0.044
1990	L4-1.6	6		3121	K20PR-U11							4504	PK20TT	4702	IK20TT	5304	IK20	0.044
TRACKER																		
1997-1995	L4-1.6	6		3119	K16R-U	3301	PK16R8	3435	SK16PR-F8			4503	PK16TT	4701	IK16TT	5303	IK16	0.032
1995	L4-1.6	U		3119	K16R-U	3301	PK16R8	3435	SK16PR-F8			4503	PK16TT	4701	IK16TT	5303	IK16	0.032
1994	L4-1.6	6		3145	K20PR-U	3245	PK20PR-P8	3403	SK20PR-A8			4504	PK20TT	4702	IK20TT	5304	IK20	0.032
1994	L4-1.6	U		3145	K20PR-U	3245	PK20PR-P8	3403	SK20PR-A8			4504	PK20TT	4702	IK20TT	5304	IK20	0.032
1993-1989	L4-1.6	U		3021	W16EPR-U							4501	PW16TT	4708	IW16TT	5305	IW16	0.032
GMC																		
1000 SERIES																		
1965-1964	L6-3.8			3031	W16EXR-U	3004	P16R					4501	PW16TT	4708	IW16TT	5305	IW16	0.032
1965	V6-5.0			3037	W16PR-U													0.027
1500 SERIES																		
1965-1964	L6-3.8			3031	W16EXR-U	3004	P16R					4501	PW16TT	4708	IW16TT	5305	IW16	0.032
1965	V6-5.0			3037	W16PR-U													0.027
ACADIA																		
2015-2010	V6-3.6	LLT												4719	ITV20TT	5339	ITV20	0.040
2009	V6-3.6	LLT				5068	PT16VR13					4513	PTV16TT	4718	ITV16TT	5338	ITV16	0.050
2008-2007	V6-3.6	7												4719	ITV20TT	5339	ITV20	0.040
C15/C1500 PICKUP																		
1999-1996	V8-5.0	M		5023	T16EPR-U15	5070	PT16EPR-L13					4511	PT16TT	4713	IT16TT	5325	IT16	0.050
1999-1996	V8-5.7	R		5023	T16EPR-U15	5070	PT16EPR-L13					4511	PT16TT	4713	IT16TT	5325	IT16	0.050
1998-1996	V6-4.3	W		5023	T16EPR-U15	5070	PT16EPR-L13					4511	PT16TT	4713	IT16TT	5325	IT16	0.050
1995-1988	V6-4.3	Z		5035	T20PR-U							4510	PTF20TT	4716	ITF20TT	5331	ITF20	0.035
1995-1988	V8-5.0	H		5035	T20PR-U							4510	PTF20TT	4716	ITF20TT	5331	ITF20	0.035
1995-1988	V8-5.7	K		5035	T20PR-U							4510	PTF20TT	4716	ITF20TT	5331	ITF20	0.035
1986-1985	V6-4.3	N		5035	T20PR-U							4510	PTF20TT	4716	ITF20TT	5331	ITF20	0.035
1986-1985	V8-5.0	F		5036	T20PR-U11							4510	PTF20TT	4716	ITF20TT	5331	ITF20	0.044
1986-1985	V8-5.0	H		5036	T20PR-U11							4510	PTF20TT	4716	ITF20TT	5331	ITF20	0.044
1986-1985	V8-5.7	M		5026	T16PR-U11							4509	PTF16TT	4715	ITF16TT	5330	ITF16	0.044
1986-1985	V8-5.7	L		5036	T20PR-U11							4510	PTF20TT	4716	ITF20TT	5331	ITF20	0.044
1984-1981	L6-4.1	D		5025	T16PR-U							4509	PTF16TT	4715	ITF16TT	5330	ITF16	0.035
1984-1981	V8-5.0	F		5026	T16PR-U11							4509	PTF16TT	4715	ITF16TT	5330	ITF16	0.044
1984-1981	V8-5.0	H		5026	T16PR-U11							4509	PTF16TT	4715	ITF16TT	5330	ITF16	0.044
1984-1976	V8-5.7	L		5026	T16PR-U11							4509	PTF16TT	4715	ITF16TT	5330	ITF16	0.044



YEAR ANNEE AÑO	CYL	ENGINE MOTEUR MOTOR	NOTES/NOTAS	OE Types						Twin-Tip (TT) Technology				High Performance		GAP ECART. BRECHA	
				U-GROOVE (Standard)		DOUBLE PLATINUM		IRIDIUM LONG-LIFE		PLATINUM TT		IRIDIUM TT		IRIDIUM POWER / IRIDIUM RACING			
				STOCK STOCK BOLSA	PLUG BOUGIE BUJIA	STOCK STOCK BOLSA	PLUG BOUGIE BUJIA	STOCK STOCK BOLSA	PLUG BOUGIE BUJIA	STOCK STOCK BOLSA	PLUG BOUGIE BUJIA	STOCK STOCK BOLSA	PLUG BOUGIE BUJIA	STOCK STOCK BOLSA	PLUG BOUGIE BUJIA		
GMC [continued]																	
C15/C1500 PICKUP [continued]																	
1981-1980	V8-5.0	G		5026	T16PR-U11						4509	PTF16TT	4715	ITF16TT	5330	ITF16	0.044
1981-1979	V8-5.7	M		5026	T16PR-U11						4509	PTF16TT	4715	ITF16TT	5330	ITF16	0.044
1980-1977	L6-4.1	D		5020	T14PR-U												0.035
1980-1976	V8-7.4	S		5026	T16PR-U11						4509	PTF16TT	4715	ITF16TT	5330	ITF16	0.044
1980-1973	L6-4.8	T		5029	T16R-U						4509	PTF16TT	4715	ITF16TT	5330	ITF16	0.035
1980	V8-5.7	P		5026	T16PR-U11						4509	PTF16TT	4715	ITF16TT	5330	ITF16	0.044
1980	V8-6.6	X		5026	T16PR-U11						4509	PTF16TT	4715	ITF16TT	5330	ITF16	0.044
1980	V8-7.4	W		5026	T16PR-U11						4509	PTF16TT	4715	ITF16TT	5330	ITF16	0.044
1979-1978	V8-6.6	R		5026	T16PR-U11						4509	PTF16TT	4715	ITF16TT	5330	ITF16	0.044
1979-1977	V8-5.0	U		5026	T16PR-U11						4509	PTF16TT	4715	ITF16TT	5330	ITF16	0.044
1976-1974	V8-5.7	V		5029	T16R-U						4509	PTF16TT	4715	ITF16TT	5330	ITF16	0.035
1976	L6-4.1	D		5029	T16R-U						4509	PTF16TT	4715	ITF16TT	5330	ITF16	0.035
1976	V8-5.0	Q		5026	T16PR-U11						4509	PTF16TT	4715	ITF16TT	5330	ITF16	0.044
1976	V8-6.6	U		5030	T16R-U15						4509	PTF16TT	4715	ITF16TT	5330	ITF16	0.060
1976	V8-7.4	Y		5029	T16R-U						4509	PTF16TT	4715	ITF16TT	5330	ITF16	0.035
1975-1973	L6-4.1	Q		5029	T16R-U						4509	PTF16TT	4715	ITF16TT	5330	ITF16	0.035
1975-1973	V8-5.7	Y		5029	T16R-U						4509	PTF16TT	4715	ITF16TT	5330	ITF16	0.035
1975-1973	V8-7.4	Z		5029	T16R-U						4509	PTF16TT	4715	ITF16TT	5330	ITF16	0.035
1974	L6-4.8	S		5029	T16R-U						4509	PTF16TT	4715	ITF16TT	5330	ITF16	0.035
1974	V8-5.7	W		5029	T16R-U						4509	PTF16TT	4715	ITF16TT	5330	ITF16	0.035
1973	V8-5.0	X		3031	W16EXR-U	3004	P16R				4501	PW16TT	4708	IW16TT	5305	IW16	0.032
1972	L6-4.1	D		5029	T16R-U						4509	PTF16TT	4715	ITF16TT	5330	ITF16	0.035
1972	V8-5.0	F		5029	T16R-U						4509	PTF16TT	4715	ITF16TT	5330	ITF16	0.035
1972	V8-5.7	H		5029	T16R-U						4509	PTF16TT	4715	ITF16TT	5330	ITF16	0.035
1972	V8-5.7	J		5029	T16R-U						4509	PTF16TT	4715	ITF16TT	5330	ITF16	0.035
1972	V8-6.6	U		5030	T16R-U15						4509	PTF16TT	4715	ITF16TT	5330	ITF16	0.060
1971-1970	V8-5.7	E		3075	W20S-U												0.027
1971-1970	V8-6.6	E		5025	T16PR-U						4509	PTF16TT	4715	ITF16TT	5330	ITF16	0.035
1971-1968	L6-4.8	S		5029	T16R-U						4509	PTF16TT	4715	ITF16TT	5330	ITF16	0.035
1971	L6-4.1	C		5020	T14PR-U												0.035
1971	L6-4.1	L		5020	T14PR-U												0.035
1971	V8-5.0	H		3031	W16EXR-U	3004	P16R				4501	PW16TT	4708	IW16TT	5305	IW16	0.032
1971	V8-5.0	P		3031	W16EXR-U	3004	P16R				4501	PW16TT	4708	IW16TT	5305	IW16	0.032
1971	V8-5.7	A		3075	W20S-U												0.027
1971	V8-5.7	B		3075	W20S-U												0.027
1970	L6-4.1	N		5029	T16R-U						4509	PTF16TT	4715	ITF16TT	5330	ITF16	0.035
1970	V8-5.0	A		3031	W16EXR-U	3004	P16R				4501	PW16TT	4708	IW16TT	5305	IW16	0.032
1970	V8-5.0	B		3031	W16EXR-U	3004	P16R				4501	PW16TT	4708	IW16TT	5305	IW16	0.032
1969-1968	L6-4.1	P		3031	W16EXR-U	3004	P16R				4501	PW16TT	4708	IW16TT	5305	IW16	0.032
1969	V8-5.0	E		3031	W16EXR-U	3004	P16R				4501	PW16TT	4708	IW16TT	5305	IW16	0.032
1969	V8-5.7	E		5044	W16S-U												0.027



YEAR ANEE AÑO	CYL	ENGINE MOTEUR MOTOR	NOTES/NOTAS	OE Types						Twin-Tip (TT) Technology				High Performance		GAP ECART. BRECHA	
				U-GROOVE (Standard)		DOUBLE PLATINUM		IRIDIUM LONG-LIFE		PLATINUM TT		IRIDIUM TT		IRIDIUM POWER / IRIDIUM RACING			
				STOCK STOCK BOLSA	PLUG BOUGIE BUJIA	STOCK STOCK BOLSA	PLUG BOUGIE BUJIA	STOCK STOCK BOLSA	PLUG BOUGIE BUJIA	STOCK STOCK BOLSA	PLUG BOUGIE BUJIA	STOCK STOCK BOLSA	PLUG BOUGIE BUJIA	STOCK STOCK BOLSA	PLUG BOUGIE BUJIA		
GMC [continued]																	
C15/C1500 PICKUP [continued]																	
1968	V8-5.0	E		3037	W16PR-U												0.027
1968	V8-5.4	E		5044	W16S-U												0.027
1967	L6-4.1			3031	W16EXR-U	3004	P16R			4501	PW16TT	4708	IW16TT	5305	IW16	0.032	
1967	L6-4.8			3057	W20ESR-U							4709	IW20TT	5306	IW20	0.032	
1967	V6-5.0			3037	W16PR-U											0.027	
1967	V8-4.6			3075	W20S-U											0.027	
1967	V8-5.3			3075	W20S-U											0.027	
C15/C1500 SUBURBAN																	
1999-1996	V8-5.7	R		5023	T16EPR-U15	5070	PT16EPR-L13			4511	PT16TT	4713	IT16TT	5325	IT16	0.050	
1995-1992	V8-5.7	K		5035	T20PR-U					4510	PTF20TT	4716	ITF20TT	5331	ITF20	0.035	
1986-1985	V8-5.0	F		5036	T20PR-U11					4510	PTF20TT	4716	ITF20TT	5331	ITF20	0.044	
1986-1985	V8-5.0	H		5036	T20PR-U11					4510	PTF20TT	4716	ITF20TT	5331	ITF20	0.044	
1986-1985	V8-5.7	M		5026	T16PR-U11					4509	PTF16TT	4715	ITF16TT	5330	ITF16	0.044	
1986	V8-5.7	L		5036	T20PR-U11					4510	PTF20TT	4716	ITF20TT	5331	ITF20	0.044	
1985-1976	V8-5.7	L		5026	T16PR-U11					4509	PTF16TT	4715	ITF16TT	5330	ITF16	0.044	
1984-1981	V8-5.0	F		5026	T16PR-U11					4509	PTF16TT	4715	ITF16TT	5330	ITF16	0.044	
1984-1981	V8-5.0	H		5026	T16PR-U11					4509	PTF16TT	4715	ITF16TT	5330	ITF16	0.044	
1981-1980	V8-5.0	G		5026	T16PR-U11					4509	PTF16TT	4715	ITF16TT	5330	ITF16	0.044	
1981-1980	V8-5.7	M		5026	T16PR-U11					4509	PTF16TT	4715	ITF16TT	5330	ITF16	0.044	
1980-1976	L6-4.1	D		5020	T14PR-U											0.035	
1980-1976	V8-7.4	S		5026	T16PR-U11					4509	PTF16TT	4715	ITF16TT	5330	ITF16	0.044	
1980	V8-7.4	W		5026	T16PR-U11					4509	PTF16TT	4715	ITF16TT	5330	ITF16	0.044	
1979-1977	V8-5.0	U		5026	T16PR-U11					4509	PTF16TT	4715	ITF16TT	5330	ITF16	0.044	
1976-1974	V8-5.7	V		5029	T16R-U					4509	PTF16TT	4715	ITF16TT	5330	ITF16	0.035	
1976	V8-5.0	Q		5026	T16PR-U11					4509	PTF16TT	4715	ITF16TT	5330	ITF16	0.044	
1975-1973	L6-4.1	Q		5029	T16R-U					4509	PTF16TT	4715	ITF16TT	5330	ITF16	0.035	
1975-1973	V8-5.7	Y		5029	T16R-U					4509	PTF16TT	4715	ITF16TT	5330	ITF16	0.035	
1975-1973	V8-7.4	Z		5029	T16R-U					4509	PTF16TT	4715	ITF16TT	5330	ITF16	0.035	
1974-1973	L6-4.8	T		5029	T16R-U					4509	PTF16TT	4715	ITF16TT	5330	ITF16	0.035	
1974	L6-4.8	S		5029	T16R-U					4509	PTF16TT	4715	ITF16TT	5330	ITF16	0.035	
1974	V8-5.7	W		5029	T16R-U					4509	PTF16TT	4715	ITF16TT	5330	ITF16	0.035	
1973	V8-5.0	X		3031	W16EXR-U	3004	P16R			4501	PW16TT	4708	IW16TT	5305	IW16	0.032	
1972-1970	V8-6.6	E		5025	T16PR-U					4509	PTF16TT	4715	ITF16TT	5330	ITF16	0.035	
1972	L6-4.1	D		5029	T16R-U					4509	PTF16TT	4715	ITF16TT	5330	ITF16	0.035	
1972	V8-5.0	F		3031	W16EXR-U	3004	P16R			4501	PW16TT	4708	IW16TT	5305	IW16	0.032	
1972	V8-5.7	E		5029	T16R-U					4509	PTF16TT	4715	ITF16TT	5330	ITF16	0.035	
1971-1970	V8-5.7	E		3075	W20S-U											0.027	
1971-1968	L6-4.8	S		5029	T16R-U					4509	PTF16TT	4715	ITF16TT	5330	ITF16	0.035	
1971	L6-4.1	C		5020	T14PR-U											0.035	
1971	L6-4.1	L		5020	T14PR-U											0.035	
1971	V8-5.0	H		3031	W16EXR-U	3004	P16R			4501	PW16TT	4708	IW16TT	5305	IW16	0.032	



YEAR ANNEE AÑO	CYL	ENGINE MOTEUR MOTOR	NOTES/NOTAS	OE Types						Twin-Tip (TT) Technology				High Performance		GAP ECART. BRECHA
				U-GROOVE (Standard)		DOUBLE PLATINUM		IRIDIUM LONG-LIFE		PLATINUM TT		IRIDIUM TT		IRIDIUM POWER / IRIDIUM RACING		
				STOCK STOCK BOLSA	PLUG BOUGIE BUJIA	STOCK STOCK BOLSA	PLUG BOUGIE BUJIA	STOCK STOCK BOLSA	PLUG BOUGIE BUJIA	STOCK STOCK BOLSA	PLUG BOUGIE BUJIA	STOCK STOCK BOLSA	PLUG BOUGIE BUJIA	STOCK STOCK BOLSA	PLUG BOUGIE BUJIA	
GMC [continued]																
C15/C1500 SUBURBAN [continued]																
1971	V8-5.0	P		3031	W16EXR-U	3004	P16R			4501	PW16TT	4708	IW16TT	5305	IW16	0.032
1970	L6-4.1	N		5029	T16R-U					4509	PTF16TT	4715	ITF16TT	5330	ITF16	0.035
1970	V8-5.0	A		3031	W16EXR-U	3004	P16R			4501	PW16TT	4708	IW16TT	5305	IW16	0.032
1970	V8-5.0	B		3031	W16EXR-U	3004	P16R			4501	PW16TT	4708	IW16TT	5305	IW16	0.032
1969-1968	L6-4.1	P		3031	W16EXR-U	3004	P16R			4501	PW16TT	4708	IW16TT	5305	IW16	0.032
1969	V8-5.0	E		3031	W16EXR-U	3004	P16R			4501	PW16TT	4708	IW16TT	5305	IW16	0.032
1969	V8-5.7	E		5044	W16S-U											0.027
1968	V8-5.0	E		3037	W16PR-U											0.027
1968	V8-5.4			5044	W16S-U											0.027
C25/C2500 PICKUP																
2000-1996	V8-5.7	R		5023	T16EPR-U15	5070	PT16EPR-L13			4511	PT16TT	4713	IT16TT	5325	IT16	0.050
2000-1996	V8-7.4	J		5023	T16EPR-U15	5070	PT16EPR-L13			4511	PT16TT	4713	IT16TT	5325	IT16	0.050
1998-1996	V8-5.0	M		5023	T16EPR-U15	5070	PT16EPR-L13			4511	PT16TT	4713	IT16TT	5325	IT16	0.050
1995-1991	V8-7.4	N		5035	T20PR-U					4510	PTF20TT	4716	ITF20TT	5331	ITF20	0.035
1995-1988	V6-4.3	Z		5035	T20PR-U					4510	PTF20TT	4716	ITF20TT	5331	ITF20	0.035
1995-1988	V8-5.0	H		5035	T20PR-U					4510	PTF20TT	4716	ITF20TT	5331	ITF20	0.035
1995-1988	V8-5.7	K		5035	T20PR-U					4510	PTF20TT	4716	ITF20TT	5331	ITF20	0.035
1986-1985	V6-4.3	N		5035	T20PR-U					4510	PTF20TT	4716	ITF20TT	5331	ITF20	0.035
1986-1985	V8-5.0	H		5036	T20PR-U11					4510	PTF20TT	4716	ITF20TT	5331	ITF20	0.044
1986-1980	V8-5.7	M		5026	T16PR-U11					4509	PTF16TT	4715	ITF16TT	5330	ITF16	0.044
1986-1980	V8-7.4	W		5029	T16R-U					4509	PTF16TT	4715	ITF16TT	5330	ITF16	0.035
1986-1973	L6-4.8	T		5029	T16R-U					4509	PTF16TT	4715	ITF16TT	5330	ITF16	0.035
1986	V8-5.7	L		5036	T20PR-U11					4510	PTF20TT	4716	ITF20TT	5331	ITF20	0.044
1985-1976	V8-5.7	L		5026	T16PR-U11					4509	PTF16TT	4715	ITF16TT	5330	ITF16	0.044
1984-1981	L6-4.1	D		5025	T16PR-U					4509	PTF16TT	4715	ITF16TT	5330	ITF16	0.035
1984-1981	V8-5.0	H		5026	T16PR-U11					4509	PTF16TT	4715	ITF16TT	5330	ITF16	0.044
1980-1977	L6-4.1	D		5020	T14PR-U											0.035
1980-1976	V8-7.4	S		5026	T16PR-U11					4509	PTF16TT	4715	ITF16TT	5330	ITF16	0.044
1980	V8-5.0	G		5026	T16PR-U11					4509	PTF16TT	4715	ITF16TT	5330	ITF16	0.044
1980	V8-5.7	P		5026	T16PR-U11					4509	PTF16TT	4715	ITF16TT	5330	ITF16	0.044
1979-1977	V8-5.0	U		5026	T16PR-U11					4509	PTF16TT	4715	ITF16TT	5330	ITF16	0.044
1979-1977	V8-6.6	R		5026	T16PR-U11					4509	PTF16TT	4715	ITF16TT	5330	ITF16	0.044
1976-1974	V8-5.7	V		5029	T16R-U					4509	PTF16TT	4715	ITF16TT	5330	ITF16	0.035
1976	V8-6.6	U		5030	T16R-U15					4509	PTF16TT	4715	ITF16TT	5330	ITF16	0.060
1976	V8-7.4	Y		5029	T16R-U					4509	PTF16TT	4715	ITF16TT	5330	ITF16	0.035
1975-1973	L6-4.1	Q		5029	T16R-U					4509	PTF16TT	4715	ITF16TT	5330	ITF16	0.035
1975-1973	V8-5.7	Y		5029	T16R-U					4509	PTF16TT	4715	ITF16TT	5330	ITF16	0.035
1975-1973	V8-7.4	Z		5029	T16R-U					4509	PTF16TT	4715	ITF16TT	5330	ITF16	0.035
1974	L6-4.8	S		5029	T16R-U					4509	PTF16TT	4715	ITF16TT	5330	ITF16	0.035
1974	V8-5.7	W		5029	T16R-U					4509	PTF16TT	4715	ITF16TT	5330	ITF16	0.035
1973	V8-5.0	X		3031	W16EXR-U	3004	P16R			4501	PW16TT	4708	IW16TT	5305	IW16	0.032



YEAR ANNEE AÑO	CYL	ENGINE MOTEUR MOTOR	NOTES/NOTAS	OE Types						Twin-Tip (TT) Technology				High Performance		GAP ECART. BRECHA	
				U-GROOVE (Standard)		DOUBLE PLATINUM		IRIDIUM LONG-LIFE		PLATINUM TT		IRIDIUM TT		IRIDIUM POWER / IRIDIUM RACING			
				STOCK STOCK BOLSA	PLUG BOUGIE BUJIA	STOCK STOCK BOLSA	PLUG BOUGIE BUJIA	STOCK STOCK BOLSA	PLUG BOUGIE BUJIA	STOCK STOCK BOLSA	PLUG BOUGIE BUJIA	STOCK STOCK BOLSA	PLUG BOUGIE BUJIA	STOCK STOCK BOLSA	PLUG BOUGIE BUJIA		
GMC [continued]																	
C25/C2500 PICKUP [continued]																	
1972-1968	L6-4.8	S		5029	T16R-U						4509	PTF16TT	4715	ITF16TT	5330	ITF16	0.035
1972	L6-4.1	D		5029	T16R-U						4509	PTF16TT	4715	ITF16TT	5330	ITF16	0.035
1972	V8-5.0	F		5029	T16R-U						4509	PTF16TT	4715	ITF16TT	5330	ITF16	0.035
1972	V8-5.7	E		5029	T16R-U						4509	PTF16TT	4715	ITF16TT	5330	ITF16	0.035
1972	V8-6.6	U		5030	T16R-U15						4509	PTF16TT	4715	ITF16TT	5330	ITF16	0.060
1971-1970	V8-5.7	E		3075	W20S-U												0.027
1971	L6-4.1	C		5020	T14PR-U												0.035
1971	L6-4.1	L		5020	T14PR-U												0.035
1971	V8-5.0	H		3031	W16EXR-U	3004	P16R				4501	PW16TT	4708	IW16TT	5305	IW16	0.032
1971	V8-5.0	P		3031	W16EXR-U	3004	P16R				4501	PW16TT	4708	IW16TT	5305	IW16	0.032
1971	V8-5.7	A		3075	W20S-U												0.027
1971	V8-5.7	B		3075	W20S-U												0.027
1971	V8-6.6	K		5025	T16PR-U						4509	PTF16TT	4715	ITF16TT	5330	ITF16	0.035
1970	L6-4.1	N		5029	T16R-U						4509	PTF16TT	4715	ITF16TT	5330	ITF16	0.035
1970	V8-5.0	A		3031	W16EXR-U	3004	P16R				4501	PW16TT	4708	IW16TT	5305	IW16	0.032
1970	V8-5.0	B		3031	W16EXR-U	3004	P16R				4501	PW16TT	4708	IW16TT	5305	IW16	0.032
1970	V8-6.6	E		5025	T16PR-U						4509	PTF16TT	4715	ITF16TT	5330	ITF16	0.035
1969-1968	L6-4.1	P		3031	W16EXR-U	3004	P16R				4501	PW16TT	4708	IW16TT	5305	IW16	0.032
1969	V8-5.0	E		3031	W16EXR-U	3004	P16R				4501	PW16TT	4708	IW16TT	5305	IW16	0.032
1969	V8-5.7	E		5044	W16S-U												0.027
1968	V8-5.0	E		3037	W16PR-U												0.027
1968	V8-5.4	E		5044	W16S-U												0.027
1967	L6-4.1			3031	W16EXR-U	3004	P16R				4501	PW16TT	4708	IW16TT	5305	IW16	0.032
1967	L6-4.8			3057	W20ESR-U								4709	IW20TT	5306	IW20	0.032
1967	V6-5.0			3037	W16PR-U												0.027
1967	V8-4.6			3075	W20S-U												0.027
1967	V8-5.3			3075	W20S-U												0.027
C25/C2500 SUBURBAN																	
1999-1996	V8-5.7	R		5023	T16EPR-U15	5070	PT16EPR-L13				4511	PT16TT	4713	IT16TT	5325	IT16	0.050
1999-1996	V8-7.4	J		5023	T16EPR-U15	5070	PT16EPR-L13				4511	PT16TT	4713	IT16TT	5325	IT16	0.050
1995-1992	V8-5.7	K		5035	T20PR-U						4510	PTF20TT	4716	ITF20TT	5331	ITF20	0.035
1995-1992	V8-7.4	N		5035	T20PR-U						4510	PTF20TT	4716	ITF20TT	5331	ITF20	0.035
1986-1985	V8-5.0	H		5036	T20PR-U11						4510	PTF20TT	4716	ITF20TT	5331	ITF20	0.044
1986-1980	V8-5.7	M		5026	T16PR-U11						4509	PTF16TT	4715	ITF16TT	5330	ITF16	0.044
1986-1980	V8-7.4	W		5029	T16R-U						4509	PTF16TT	4715	ITF16TT	5330	ITF16	0.035
1986	V8-5.7	L		5036	T20PR-U11						4510	PTF20TT	4716	ITF20TT	5331	ITF20	0.044
1985-1976	V8-5.7	L		5026	T16PR-U11						4509	PTF16TT	4715	ITF16TT	5330	ITF16	0.044
1984-1982	V8-5.0	H		5026	T16PR-U11						4509	PTF16TT	4715	ITF16TT	5330	ITF16	0.044
1984	L6-4.8	T		5029	T16R-U						4509	PTF16TT	4715	ITF16TT	5330	ITF16	0.035
1982-1973	L6-4.8	T		5029	T16R-U						4509	PTF16TT	4715	ITF16TT	5330	ITF16	0.035
1980-1976	V8-7.4	S		5026	T16PR-U11						4509	PTF16TT	4715	ITF16TT	5330	ITF16	0.044



YEAR ANNEE AÑO	CYL	ENGINE MOTEUR MOTOR	NOTES/NOTAS	OE Types						Twin-Tip (TT) Technology				High Performance		GAP ECART. BRECHA	
				U-GROOVE (Standard)		DOUBLE PLATINUM		IRIDIUM LONG-LIFE		PLATINUM TT		IRIDIUM TT		IRIDIUM POWER / IRIDIUM RACING			
				STOCK STOCK BOLSA	PLUG BOUGIE BUJIA	STOCK STOCK BOLSA	PLUG BOUGIE BUJIA	STOCK STOCK BOLSA	PLUG BOUGIE BUJIA	STOCK STOCK BOLSA	PLUG BOUGIE BUJIA	STOCK STOCK BOLSA	PLUG BOUGIE BUJIA	STOCK STOCK BOLSA	PLUG BOUGIE BUJIA		
GMC [continued]																	
C25/C2500 SUBURBAN [continued]																	
1980	V8-6.6	X		5026	T16PR-U11						4509	PTF16TT	4715	ITF16TT	5330	ITF16	0.044
1978-1977	V8-5.0	U		5026	T16PR-U11						4509	PTF16TT	4715	ITF16TT	5330	ITF16	0.044
1978	V8-6.6	R		5026	T16PR-U11						4509	PTF16TT	4715	ITF16TT	5330	ITF16	0.044
1976-1974	V8-5.7	V		5029	T16R-U						4509	PTF16TT	4715	ITF16TT	5330	ITF16	0.035
1976	V8-7.4	Y		5029	T16R-U						4509	PTF16TT	4715	ITF16TT	5330	ITF16	0.035
1975-1974	V8-5.7	Y		5029	T16R-U						4509	PTF16TT	4715	ITF16TT	5330	ITF16	0.035
1975-1974	V8-7.4	Z		5029	T16R-U						4509	PTF16TT	4715	ITF16TT	5330	ITF16	0.035
1974-1973	L6-4.1	Q		5029	T16R-U						4509	PTF16TT	4715	ITF16TT	5330	ITF16	0.035
1973	V8-5.0	X		3031	W16EXR-U	3004	P16R				4501	PW16TT	4708	IW16TT	5305	IW16	0.032
1972-1970	V8-6.6	E		5025	T16PR-U						4509	PTF16TT	4715	ITF16TT	5330	ITF16	0.035
1972-1968	L6-4.8	S		5029	T16R-U						4509	PTF16TT	4715	ITF16TT	5330	ITF16	0.035
1972	L6-4.1	D		5029	T16R-U						4509	PTF16TT	4715	ITF16TT	5330	ITF16	0.035
1972	V8-5.0	F		5029	T16R-U						4509	PTF16TT	4715	ITF16TT	5330	ITF16	0.035
1972	V8-5.7	H		5029	T16R-U						4509	PTF16TT	4715	ITF16TT	5330	ITF16	0.035
1971-1970	V8-5.7	E		3075	W20S-U												0.027
1971	L6-4.1	C		5020	T14PR-U												0.035
1971	L6-4.1	L		5020	T14PR-U												0.035
1971	V8-5.0	H		3031	W16EXR-U	3004	P16R				4501	PW16TT	4708	IW16TT	5305	IW16	0.032
1971	V8-5.0	P		3031	W16EXR-U	3004	P16R				4501	PW16TT	4708	IW16TT	5305	IW16	0.032
1971	V8-5.7	B		3075	W20S-U												0.027
1970	L6-4.1	N		5029	T16R-U						4509	PTF16TT	4715	ITF16TT	5330	ITF16	0.035
1970	V8-5.0	A		3031	W16EXR-U	3004	P16R				4501	PW16TT	4708	IW16TT	5305	IW16	0.032
1970	V8-5.0	B		3031	W16EXR-U	3004	P16R				4501	PW16TT	4708	IW16TT	5305	IW16	0.032
1969-1968	L6-4.1	P		3031	W16EXR-U	3004	P16R				4501	PW16TT	4708	IW16TT	5305	IW16	0.032
1969	V8-5.0	U		3031	W16EXR-U	3004	P16R				4501	PW16TT	4708	IW16TT	5305	IW16	0.032
1969	V8-5.7	E		5044	W16S-U												0.027
1968	V8-5.0	E		3037	W16PR-U												0.027
1968	V8-5.4	E		5044	W16S-U												0.027
C35/C3500 PICKUP																	
2000-1996	V8-5.7	R		5023	T16EPR-U15	5070	PT16EPR-L13				4511	PT16TT	4713	IT16TT	5325	IT16	0.050
2000-1996	V8-7.4	J		5023	T16EPR-U15	5070	PT16EPR-L13				4511	PT16TT	4713	IT16TT	5325	IT16	0.050
1995-1988	V8-5.7	K		5035	T20PR-U						4510	PTF20TT	4716	ITF20TT	5331	ITF20	0.035
1995-1988	V8-7.4	N		5035	T20PR-U						4510	PTF20TT	4716	ITF20TT	5331	ITF20	0.035
1986-1980	V8-7.4	W		5029	T16R-U						4509	PTF16TT	4715	ITF16TT	5330	ITF16	0.035
1986-1979	V8-5.7	M		5026	T16PR-U11						4509	PTF16TT	4715	ITF16TT	5330	ITF16	0.044
1986-1973	L6-4.8	T		5029	T16R-U						4509	PTF16TT	4715	ITF16TT	5330	ITF16	0.035
1986	V8-5.0	H		5036	T20PR-U11						4510	PTF20TT	4716	ITF20TT	5331	ITF20	0.044
1980-1978	L6-4.1	D		5020	T14PR-U												0.035
1980-1976	V8-5.7	L		5026	T16PR-U11						4509	PTF16TT	4715	ITF16TT	5330	ITF16	0.044
1980-1976	V8-7.4	S		5026	T16PR-U11						4509	PTF16TT	4715	ITF16TT	5330	ITF16	0.044
1979-1977	V8-6.6	R		5026	T16PR-U11						4509	PTF16TT	4715	ITF16TT	5330	ITF16	0.044



YEAR ANEE AÑO	CYL	ENGINE MOTEUR MOTOR	NOTES/NOTAS	OE Types						Twin-Tip (TT) Technology				High Performance		GAP ECART. BRECHA	
				U-GROOVE (Standard)		DOUBLE PLATINUM		IRIDIUM LONG-LIFE		PLATINUM TT		IRIDIUM TT		IRIDIUM POWER / IRIDIUM RACING			
				STOCK STOCK BOLSA	PLUG BOUGIE BUJIA	STOCK STOCK BOLSA	PLUG BOUGIE BUJIA	STOCK STOCK BOLSA	PLUG BOUGIE BUJIA	STOCK STOCK BOLSA	PLUG BOUGIE BUJIA	STOCK STOCK BOLSA	PLUG BOUGIE BUJIA	STOCK STOCK BOLSA	PLUG BOUGIE BUJIA		
GMC [continued]																	
C35/C3500 PICKUP [continued]																	
1978	V8-5.0	U		5026	T16PR-U11						4509	PTF16TT	4715	ITF16TT	5330	ITF16	0.044
1976-1974	V8-5.7	V		5029	T16R-U						4509	PTF16TT	4715	ITF16TT	5330	ITF16	0.035
1976	V8-6.6	U		5030	T16R-U15						4509	PTF16TT	4715	ITF16TT	5330	ITF16	0.060
1976	V8-7.4	Y		5029	T16R-U						4509	PTF16TT	4715	ITF16TT	5330	ITF16	0.035
1975-1973	L6-4.1	Q		5029	T16R-U						4509	PTF16TT	4715	ITF16TT	5330	ITF16	0.035
1975-1973	V8-5.7	Y		5029	T16R-U						4509	PTF16TT	4715	ITF16TT	5330	ITF16	0.035
1975-1973	V8-7.4	Z		5029	T16R-U						4509	PTF16TT	4715	ITF16TT	5330	ITF16	0.035
1974	L6-4.8	S		5029	T16R-U						4509	PTF16TT	4715	ITF16TT	5330	ITF16	0.035
1974	V8-5.7	W		5029	T16R-U						4509	PTF16TT	4715	ITF16TT	5330	ITF16	0.035
1973	V8-5.0	X		3031	W16EXR-U	3004	P16R				4501	PW16TT	4708	IW16TT	5305	IW16	0.032
1972-1968	L6-4.8	S		5029	T16R-U						4509	PTF16TT	4715	ITF16TT	5330	ITF16	0.035
1972	L6-4.1	D		5029	T16R-U						4509	PTF16TT	4715	ITF16TT	5330	ITF16	0.035
1972	V8-5.0	F		3031	W16EXR-U	3004	P16R				4501	PW16TT	4708	IW16TT	5305	IW16	0.032
1972	V8-5.7	E		5029	T16R-U						4509	PTF16TT	4715	ITF16TT	5330	ITF16	0.035
1972	V8-6.6	U		5030	T16R-U15						4509	PTF16TT	4715	ITF16TT	5330	ITF16	0.060
1971-1970	V8-5.7	E		3075	W20S-U												0.027
1971	L6-4.1	C		5020	T14PR-U												0.035
1971	L6-4.1	L		5020	T14PR-U												0.035
1971	V8-5.0	H		3031	W16EXR-U	3004	P16R				4501	PW16TT	4708	IW16TT	5305	IW16	0.032
1971	V8-5.0	P		3031	W16EXR-U	3004	P16R				4501	PW16TT	4708	IW16TT	5305	IW16	0.032
1971	V8-5.7	A		3075	W20S-U												0.027
1971	V8-5.7	B		3075	W20S-U												0.027
1971	V8-6.6	K		5025	T16PR-U						4509	PTF16TT	4715	ITF16TT	5330	ITF16	0.035
1970	L6-4.1	N		5029	T16R-U						4509	PTF16TT	4715	ITF16TT	5330	ITF16	0.035
1970	V8-5.0	A		3031	W16EXR-U	3004	P16R				4501	PW16TT	4708	IW16TT	5305	IW16	0.032
1970	V8-5.0	B		3031	W16EXR-U	3004	P16R				4501	PW16TT	4708	IW16TT	5305	IW16	0.032
1970	V8-6.6	E		5025	T16PR-U						4509	PTF16TT	4715	ITF16TT	5330	ITF16	0.035
1969-1968	L6-4.1	P		3031	W16EXR-U	3004	P16R				4501	PW16TT	4708	IW16TT	5305	IW16	0.032
1969	V8-5.0	E		3031	W16EXR-U	3004	P16R				4501	PW16TT	4708	IW16TT	5305	IW16	0.032
1969	V8-5.7	E		5044	W16S-U												0.027
1968	V8-5.0	E		3037	W16PR-U												0.027
1968	V8-5.4	E		5044	W16S-U												0.027
1967	L6-4.1			3031	W16EXR-U	3004	P16R				4501	PW16TT	4708	IW16TT	5305	IW16	0.032
1967	L6-4.8			3057	W20ESR-U								4709	IW20TT	5306	IW20	0.032
1967	V8-4.6			3075	W20S-U												0.027
1967	V8-5.3			3075	W20S-U												0.027
CABALLERO																	
1987-1985	V6-4.3	Z		5035	T20PR-U						4510	PTF20TT	4716	ITF20TT	5331	ITF20	0.035
1987-1979	V8-5.0	H		5026	T16PR-U11						4509	PTF16TT	4715	ITF16TT	5330	ITF16	0.044
1984-1983	V6-3.8	9		5026	T16PR-U11						4509	PTF16TT	4715	ITF16TT	5330	ITF16	0.044
1984-1978	V6-3.8	A		5027	T16PR-U15						4509	PTF16TT	4715	ITF16TT	5330	ITF16	0.060



YEAR ANNEE AÑO	CYL	ENGINE MOTEUR MOTOR	NOTES/NOTAS	OE Types						Twin-Tip (TT) Technology				High Performance		GAP ECART. BRECHA	
				U-GROOVE (Standard)		DOUBLE PLATINUM		IRIDIUM LONG-LIFE		PLATINUM TT		IRIDIUM TT		IRIDIUM POWER / IRIDIUM RACING			
				STOCK STOCK BOLSA	PLUG BOUGIE BUJIA	STOCK STOCK BOLSA	PLUG BOUGIE BUJIA	STOCK STOCK BOLSA	PLUG BOUGIE BUJIA	STOCK STOCK BOLSA	PLUG BOUGIE BUJIA	STOCK STOCK BOLSA	PLUG BOUGIE BUJIA	STOCK STOCK BOLSA	PLUG BOUGIE BUJIA		
GMC [continued]																	
CABALLERO [continued]																	
1982-1980	V6-3.8	K		5026	T16PR-U11						4509	PTF16TT	4715	ITF16TT	5330	ITF16	0.044
1982-1980	V8-4.4	J		5026	T16PR-U11						4509	PTF16TT	4715	ITF16TT	5330	ITF16	0.044
1979-1978	V6-3.3	M		5026	T16PR-U11						4509	PTF16TT	4715	ITF16TT	5330	ITF16	0.044
1979-1978	V8-5.7	L		5026	T16PR-U11						4509	PTF16TT	4715	ITF16TT	5330	ITF16	0.044
1979	V6-3.8	Z		5027	T16PR-U15						4509	PTF16TT	4715	ITF16TT	5330	ITF16	0.060
1978	V8-5.0	U		5026	T16PR-U11						4509	PTF16TT	4715	ITF16TT	5330	ITF16	0.044
CANYON																	
2015	V6-3.6	LFX											4719	ITV20TT	5339	ITV20	0.040
2012	L4-2.9	-											4718	ITV16TT	5338	ITV16	0.040
2012	L5-3.7	-											4718	ITV16TT	5338	ITV16	0.040
2012	V8-5.3	-						5090	ZTJ16R10				4713	IT16TT	5325	IT16	0.040
2011-2010	L4-2.9	9											4718	ITV16TT	5338	ITV16	0.040
2011-2010	L5-3.7	E											4718	ITV16TT	5338	ITV16	0.040
2011	V8-5.3	P						5090	ZTJ16R10				4713	IT16TT	5325	IT16	0.040
2010	V8-5.3	P						5090	ZTJ16R10	4511	PT16TT	4713	IT16TT	5325	IT16	0.040	
2009-2007	L4-2.9	9				5068	PT16VR13			4513	PTV16TT	4718	ITV16TT	5338	ITV16	0.050	
2009-2007	L5-3.7	E				5068	PT16VR13			4513	PTV16TT	4718	ITV16TT	5338	ITV16	0.050	
2009	V8-5.3	LH8						5090	ZTJ16R10	4511	PT16TT	4713	IT16TT	5325	IT16	0.040	
2006-2004	L4-2.8	8				5068	PT16VR13			4513	PTV16TT	4718	ITV16TT	5338	ITV16	0.050	
2006-2004	L5-3.5	6				5068	PT16VR13			4513	PTV16TT	4718	ITV16TT	5338	ITV16	0.050	
2004	L4-2.8	8	Except Z71 & Z85 Series,										4718	ITV16TT	5338	ITV16	0.040
2004	L5-3.5	6	Except Z71 & Z85 Series,										4718	ITV16TT	5338	ITV16	0.040
ENVOY																	
2009-2005	V8-5.3	M						5090	ZTJ16R10	4511	PT16TT	4713	IT16TT	5325	IT16	0.040	
2009-2002	L6-4.2	S				5068	PT16VR13			4513	PTV16TT	4718	ITV16TT	5338	ITV16	0.050	
ENVOY XL																	
2006-2005	L6-4.2	S				5068	PT16VR13										0.050
2006	V8-5.3	M						5090	ZTJ16R10	4511	PT16TT						0.040
2005	V8-5.3	M						5090	ZTJ16R10	4511	PT16TT	4713	IT16TT	5325	IT16	0.040	
2004-2003	V8-5.3	P						5090	ZTJ16R10	4511	PT16TT	4713	IT16TT	5325	IT16	0.040	
ENVOY XUV																	
2005	V8-5.3	M						5090	ZTJ16R10				4713	IT16TT	5325	IT16	0.040
2004	V8-5.3	P						5090	ZTJ16R10				4713	IT16TT	5325	IT16	0.040
G15/G1500 VAN																	
1995-1987	V6-4.3	Z		5035	T20PR-U					4510	PTF20TT	4716	ITF20TT	5331	ITF20	0.035	
1995-1987	V8-5.0	H		5035	T20PR-U					4510	PTF20TT	4716	ITF20TT	5331	ITF20	0.035	
1993-1987	V8-5.7	K		5035	T20PR-U					4510	PTF20TT	4716	ITF20TT	5331	ITF20	0.035	
1986-1985	V6-4.3	N		5035	T20PR-U					4510	PTF20TT	4716	ITF20TT	5331	ITF20	0.035	
1986-1985	V8-5.0	F		5036	T20PR-U11					4510	PTF20TT	4716	ITF20TT	5331	ITF20	0.044	



YEAR ANEE AÑO	CYL	ENGINE MOTEUR MOTOR	NOTES/NOTAS	OE Types						Twin-Tip (TT) Technology				High Performance		GAP ECART. BRECHA	
				U-GROOVE (Standard)		DOUBLE PLATINUM		IRIDIUM LONG-LIFE		PLATINUM TT		IRIDIUM TT		IRIDIUM POWER / IRIDIUM RACING			
				STOCK STOCK BOLSA	PLUG BOUGIE BUJIA	STOCK STOCK BOLSA	PLUG BOUGIE BUJIA	STOCK STOCK BOLSA	PLUG BOUGIE BUJIA	STOCK STOCK BOLSA	PLUG BOUGIE BUJIA	STOCK STOCK BOLSA	PLUG BOUGIE BUJIA	STOCK STOCK BOLSA	PLUG BOUGIE BUJIA		
GMC [continued]																	
G15/G1500 VAN [continued]																	
1986-1985	V8-5.0	H		5036	T20PR-U11						4510	PTF20TT	4716	ITF20TT	5331	ITF20	0.044
1986	V8-5.7	L		5036	T20PR-U11						4510	PTF20TT	4716	ITF20TT	5331	ITF20	0.044
1985-1976	V8-5.7	L		5026	T16PR-U11						4509	PTF16TT	4715	ITF16TT	5330	ITF16	0.044
1984-1981	L6-4.1	D		5025	T16PR-U						4509	PTF16TT	4715	ITF16TT	5330	ITF16	0.035
1984-1981	V8-5.0	F		5026	T16PR-U11						4509	PTF16TT	4715	ITF16TT	5330	ITF16	0.044
1984-1981	V8-5.0	H		5026	T16PR-U11						4509	PTF16TT	4715	ITF16TT	5330	ITF16	0.044
1981-1980	V8-5.0	G		5026	T16PR-U11						4509	PTF16TT	4715	ITF16TT	5330	ITF16	0.044
1980-1976	L6-4.1	D		5020	T14PR-U												0.035
1979-1977	V8-5.0	U		5026	T16PR-U11						4509	PTF16TT	4715	ITF16TT	5330	ITF16	0.044
1979	V8-6.6	R		5026	T16PR-U11						4509	PTF16TT	4715	ITF16TT	5330	ITF16	0.044
1976-1974	V8-5.7	V		5029	T16R-U						4509	PTF16TT	4715	ITF16TT	5330	ITF16	0.035
1976	V8-6.6	U		5030	T16R-U15						4509	PTF16TT	4715	ITF16TT	5330	ITF16	0.060
1975-1973	L6-4.1	Q		5029	T16R-U						4509	PTF16TT	4715	ITF16TT	5330	ITF16	0.035
1975-1973	V8-5.7	Y		5029	T16R-U						4509	PTF16TT	4715	ITF16TT	5330	ITF16	0.035
1973	V8-5.0	X		3031	W16EXR-U	3004	P16R				4501	PW16TT	4708	IW16TT	5305	IW16	0.032
1972	L6-4.1	D		5029	T16R-U						4509	PTF16TT	4715	ITF16TT	5330	ITF16	0.035
1972	V8-5.0	F		5029	T16R-U						4509	PTF16TT	4715	ITF16TT	5330	ITF16	0.035
1972	V8-5.7	E		5029	T16R-U						4509	PTF16TT	4715	ITF16TT	5330	ITF16	0.035
1971	L6-4.1	C		5020	T14PR-U												0.035
1971	L6-4.1	L		5020	T14PR-U												0.035
1971	V8-5.0	H		5035	T20PR-U						4510	PTF20TT	4716	ITF20TT	5331	ITF20	0.035
1971	V8-5.0	P		3031	W16EXR-U	3004	P16R				4501	PW16TT	4708	IW16TT	5305	IW16	0.032
1971	V8-5.7	A		3075	W20S-U												0.027
1971	V8-5.7	B		3075	W20S-U												0.027
1971	V8-5.7	E		3075	W20S-U												0.027
1970	L6-4.1	N		5029	T16R-U						4509	PTF16TT	4715	ITF16TT	5330	ITF16	0.035
1970	V8-5.0	A		3031	W16EXR-U	3004	P16R				4501	PW16TT	4708	IW16TT	5305	IW16	0.032
1970	V8-5.0	B		3031	W16EXR-U	3004	P16R				4501	PW16TT	4708	IW16TT	5305	IW16	0.032
1969-1968	L6-3.8	S		3031	W16EXR-U	3004	P16R				4501	PW16TT	4708	IW16TT	5305	IW16	0.032
1969-1968	L6-4.1	P		3031	W16EXR-U	3004	P16R				4501	PW16TT	4708	IW16TT	5305	IW16	0.032
1969	V8-5.0	E		3031	W16EXR-U	3004	P16R				4501	PW16TT	4708	IW16TT	5305	IW16	0.032
1968	V8-5.0	E		3037	W16PR-U												0.027
1967	L6-3.8			3031	W16EXR-U	3004	P16R				4501	PW16TT	4708	IW16TT	5305	IW16	0.032
1967	L6-4.1			3031	W16EXR-U	3004	P16R				4501	PW16TT	4708	IW16TT	5305	IW16	0.032
1967	V8-4.6			3075	W20S-U												0.027
1967	V8-5.4			3075	W20S-U												0.027
G25/G2500 VAN																	
1995-1987	V6-4.3	Z		5035	T20PR-U						4510	PTF20TT	4716	ITF20TT	5331	ITF20	0.035
1995-1987	V8-5.0	H		5035	T20PR-U						4510	PTF20TT	4716	ITF20TT	5331	ITF20	0.035
1995-1987	V8-5.7	K		5035	T20PR-U						4510	PTF20TT	4716	ITF20TT	5331	ITF20	0.035
1986-1985	V6-4.3	N		5035	T20PR-U						4510	PTF20TT	4716	ITF20TT	5331	ITF20	0.035



YEAR ANNEE AÑO	CYL	ENGINE MOTEUR MOTOR	NOTES/NOTAS	OE Types						Twin-Tip (TT) Technology				High Performance		GAP ECART. BRECHA	
				U-GROOVE (Standard)		DOUBLE PLATINUM		IRIDIUM LONG-LIFE		PLATINUM TT		IRIDIUM TT		IRIDIUM POWER / IRIDIUM RACING			
				STOCK STOCK BOLSA	PLUG BOUGIE BUJIA	STOCK STOCK BOLSA	PLUG BOUGIE BUJIA	STOCK STOCK BOLSA	PLUG BOUGIE BUJIA	STOCK STOCK BOLSA	PLUG BOUGIE BUJIA	STOCK STOCK BOLSA	PLUG BOUGIE BUJIA	STOCK STOCK BOLSA	PLUG BOUGIE BUJIA		
GMC [continued]																	
G25/G2500 VAN [continued]																	
1986-1985	V8-5.0	F		5036	T20PR-U11						4510	PTF20TT	4716	ITF20TT	5331	ITF20	0.044
1986-1985	V8-5.0	H		5036	T20PR-U11						4510	PTF20TT	4716	ITF20TT	5331	ITF20	0.044
1986-1985	V8-5.7	M		5026	T16PR-U11						4509	PTF16TT	4715	ITF16TT	5330	ITF16	0.044
1986	V8-5.7	L		5036	T20PR-U11						4510	PTF20TT	4716	ITF20TT	5331	ITF20	0.044
1985-1976	V8-5.7	L		5026	T16PR-U11						4509	PTF16TT	4715	ITF16TT	5330	ITF16	0.044
1984-1981	L6-4.1	D		5025	T16PR-U						4509	PTF16TT	4715	ITF16TT	5330	ITF16	0.035
1984-1981	V8-5.0	F		5026	T16PR-U11						4509	PTF16TT	4715	ITF16TT	5330	ITF16	0.044
1984-1981	V8-5.0	H		5026	T16PR-U11						4509	PTF16TT	4715	ITF16TT	5330	ITF16	0.044
1983	V8-5.7	M		5026	T16PR-U11						4509	PTF16TT	4715	ITF16TT	5330	ITF16	0.044
1981-1980	V8-5.0	G		5026	T16PR-U11						4509	PTF16TT	4715	ITF16TT	5330	ITF16	0.044
1981-1980	V8-5.7	M		5026	T16PR-U11						4509	PTF16TT	4715	ITF16TT	5330	ITF16	0.044
1980-1978	L6-4.1	D		5020	T14PR-U												0.035
1980-1977	V8-6.6	R		5026	T16PR-U11						4509	PTF16TT	4715	ITF16TT	5330	ITF16	0.044
1979-1977	V8-5.0	U		5026	T16PR-U11						4509	PTF16TT	4715	ITF16TT	5330	ITF16	0.044
1978-1974	L6-4.8	T		5029	T16R-U						4509	PTF16TT	4715	ITF16TT	5330	ITF16	0.035
1976	V8-6.6	U		5030	T16R-U15						4509	PTF16TT	4715	ITF16TT	5330	ITF16	0.060
1976	V8-7.4	S		5026	T16PR-U11						4509	PTF16TT	4715	ITF16TT	5330	ITF16	0.044
1975-1974	V8-5.7	V		5029	T16R-U						4509	PTF16TT	4715	ITF16TT	5330	ITF16	0.035
1975-1973	V8-5.7	Y		5029	T16R-U						4509	PTF16TT	4715	ITF16TT	5330	ITF16	0.035
1975	V8-6.6	M		5030	T16R-U15						4509	PTF16TT	4715	ITF16TT	5330	ITF16	0.060
1975	V8-7.4	Z		5029	T16R-U						4509	PTF16TT	4715	ITF16TT	5330	ITF16	0.035
1974-1973	L6-4.1	Q		5029	T16R-U						4509	PTF16TT	4715	ITF16TT	5330	ITF16	0.035
1973	V8-5.0	X		3031	W16EXR-U	3004	P16R				4501	PW16TT	4708	IW16TT	5305	IW16	0.032
1972	L6-4.1	D		5029	T16R-U						4509	PTF16TT	4715	ITF16TT	5330	ITF16	0.035
1972	V8-5.0	F		5029	T16R-U						4509	PTF16TT	4715	ITF16TT	5330	ITF16	0.035
1972	V8-5.7	E		5029	T16R-U						4509	PTF16TT	4715	ITF16TT	5330	ITF16	0.035
1971-1970	V8-5.7	E		3075	W20S-U												0.027
1971	L6-4.1	C		5020	T14PR-U												0.035
1971	L6-4.1	L		5020	T14PR-U												0.035
1971	V8-5.0	H		5035	T20PR-U						4510	PTF20TT	4716	ITF20TT	5331	ITF20	0.035
1971	V8-5.0	P		3031	W16EXR-U	3004	P16R				4501	PW16TT	4708	IW16TT	5305	IW16	0.032
1971	V8-5.7	A		3075	W20S-U												0.027
1971	V8-5.7	B		3075	W20S-U												0.027
1970	L6-4.1	N		5029	T16R-U						4509	PTF16TT	4715	ITF16TT	5330	ITF16	0.035
1970	V8-5.0	A		3031	W16EXR-U	3004	P16R				4501	PW16TT	4708	IW16TT	5305	IW16	0.032
1970	V8-5.0	B		3031	W16EXR-U	3004	P16R				4501	PW16TT	4708	IW16TT	5305	IW16	0.032
1969-1968	L6-3.8	S		3031	W16EXR-U	3004	P16R				4501	PW16TT	4708	IW16TT	5305	IW16	0.032
1969-1968	L6-4.1	P		3031	W16EXR-U	3004	P16R				4501	PW16TT	4708	IW16TT	5305	IW16	0.032
1969	V8-5.0	E		3031	W16EXR-U	3004	P16R				4501	PW16TT	4708	IW16TT	5305	IW16	0.032
1968	V8-5.0	E		3037	W16PR-U												0.027
1967	L6-3.8			3031	W16EXR-U	3004	P16R				4501	PW16TT	4708	IW16TT	5305	IW16	0.032



YEAR ANEE AÑO	CYL	ENGINE MOTEUR MOTOR	NOTES/NOTAS	OE Types						Twin-Tip (TT) Technology				High Performance		GAP ECART. BRECHA	
				U-GROOVE (Standard)		DOUBLE PLATINUM		IRIDIUM LONG-LIFE		PLATINUM TT		IRIDIUM TT		IRIDIUM POWER / IRIDIUM RACING			
				STOCK STOCK BOLSA	PLUG BOUGIE BUJIA	STOCK STOCK BOLSA	PLUG BOUGIE BUJIA	STOCK STOCK BOLSA	PLUG BOUGIE BUJIA	STOCK STOCK BOLSA	PLUG BOUGIE BUJIA	STOCK STOCK BOLSA	PLUG BOUGIE BUJIA	STOCK STOCK BOLSA	PLUG BOUGIE BUJIA		
GMC [continued]																	
G25/G2500 VAN [continued]																	
1967	L6-4.1			3031	W16EXR-U	3004	P16R				4501	PW16TT	4708	IW16TT	5305	IW16	0.032
1967	V8-4.6			3075	W20S-U												0.027
1967	V8-5.4			3075	W20S-U												0.027
G35/G3500 VAN																	
1996-1987	V8-5.7	K		5035	T20PR-U						4510	PTF20TT	4716	ITF20TT	5331	ITF20	0.035
1996	V8-7.4	N		5035	T20PR-U						4510	PTF20TT	4716	ITF20TT	5331	ITF20	0.035
1995-1988	V8-7.4	N		5035	T20PR-U						4510	PTF20TT	4716	ITF20TT	5331	ITF20	0.035
1995-1987	V6-4.3	Z		5035	T20PR-U						4510	PTF20TT	4716	ITF20TT	5331	ITF20	0.035
1988-1980	V8-5.7	M		5026	T16PR-U11						4509	PTF16TT	4715	ITF16TT	5330	ITF16	0.044
1986-1985	V6-4.3	N		5035	T20PR-U						4510	PTF20TT	4716	ITF20TT	5331	ITF20	0.035
1986	V8-5.7	L		5036	T20PR-U11						4510	PTF20TT	4716	ITF20TT	5331	ITF20	0.044
1985-1982	V8-5.7	L		5026	T16PR-U11						4509	PTF16TT	4715	ITF16TT	5330	ITF16	0.044
1984-1982	L6-4.1	D		5025	T16PR-U						4509	PTF16TT	4715	ITF16TT	5330	ITF16	0.035
1984	V8-5.7	E		5029	T16R-U						4509	PTF16TT	4715	ITF16TT	5330	ITF16	0.035
1981	V8-5.0	H		5026	T16PR-U11						4509	PTF16TT	4715	ITF16TT	5330	ITF16	0.044
1980-1977	V8-6.6	R		5026	T16PR-U11						4509	PTF16TT	4715	ITF16TT	5330	ITF16	0.044
1980-1976	V8-5.7	L		5026	T16PR-U11						4509	PTF16TT	4715	ITF16TT	5330	ITF16	0.044
1979	L6-4.1	D		5020	T14PR-U												0.035
1978-1974	L6-4.8	T		5029	T16R-U						4509	PTF16TT	4715	ITF16TT	5330	ITF16	0.035
1978	L6-4.1	D		5029	T16R-U						4509	PTF16TT	4715	ITF16TT	5330	ITF16	0.035
1976-1974	V8-5.7	V		5029	T16R-U						4509	PTF16TT	4715	ITF16TT	5330	ITF16	0.035
1976	V8-6.6	U		5030	T16R-U15						4509	PTF16TT	4715	ITF16TT	5330	ITF16	0.060
1976	V8-7.4	S		5026	T16PR-U11						4509	PTF16TT	4715	ITF16TT	5330	ITF16	0.044
1976	V8-7.4	Y		5029	T16R-U						4509	PTF16TT	4715	ITF16TT	5330	ITF16	0.035
1975-1973	V8-5.7	Y		5029	T16R-U						4509	PTF16TT	4715	ITF16TT	5330	ITF16	0.035
1975	V8-6.6	M		5030	T16R-U15						4509	PTF16TT	4715	ITF16TT	5330	ITF16	0.060
1974-1973	L6-4.1	Q		5029	T16R-U						4509	PTF16TT	4715	ITF16TT	5330	ITF16	0.035
1972	L6-4.1	D		5029	T16R-U						4509	PTF16TT	4715	ITF16TT	5330	ITF16	0.035
1972	V8-5.7	E		5029	T16R-U						4509	PTF16TT	4715	ITF16TT	5330	ITF16	0.035
1971	L6-4.1	C		5020	T14PR-U												0.035
1971	L6-4.1	L		5020	T14PR-U												0.035
1971	V8-5.7	A		3075	W20S-U												0.027
1971	V8-5.7	B		3075	W20S-U												0.027
1971	V8-5.7	E		3075	W20S-U												0.027
1967	V8-5.3			3075	W20S-U												0.027
G1000 SERIES																	
1966-1964	L6-3.8			3031	W16EXR-U	3004	P16R				4501	PW16TT	4708	IW16TT	5305	IW16	0.032
JIMMY																	
2005	V6-4.3	X		5023	T16EPR-U15	5070	PT16EPR-L13				4511	PT16TT	4713	IT16TT	5325	IT16	0.050
2001-1996	V6-4.3	W		5023	T16EPR-U15	5070	PT16EPR-L13				4511	PT16TT	4713	IT16TT	5325	IT16	0.050
1995-1992	V6-4.3	W		5035	T20PR-U						4510	PTF20TT	4716	ITF20TT	5331	ITF20	0.035



YEAR ANNEE AÑO	CYL	ENGINE MOTEUR MOTOR	NOTES/NOTAS	OE Types						Twin-Tip (TT) Technology				High Performance		GAP ECART. BRECHA
				U-GROOVE (Standard)		DOUBLE PLATINUM		IRIDIUM LONG-LIFE		PLATINUM TT		IRIDIUM TT		IRIDIUM POWER / IRIDIUM RACING		
				STOCK STOCK BOLSA	PLUG BOUGIE BUJIA	STOCK STOCK BOLSA	PLUG BOUGIE BUJIA	STOCK STOCK BOLSA	PLUG BOUGIE BUJIA	STOCK STOCK BOLSA	PLUG BOUGIE BUJIA	STOCK STOCK BOLSA	PLUG BOUGIE BUJIA	STOCK STOCK BOLSA	PLUG BOUGIE BUJIA	
GMC [continued]																
JIMMY [continued]																
1994-1992	V6-4.3	Z		5035	T20PR-U					4510	PTF20TT	4716	ITF20TT	5331	ITF20	0.035
1991-1987	V8-5.7	K		5035	T20PR-U					4510	PTF20TT	4716	ITF20TT	5331	ITF20	0.035
1987	V8-5.0	H		5035	T20PR-U					4510	PTF20TT	4716	ITF20TT	5331	ITF20	0.035
1986	V8-5.0	H		5036	T20PR-U11					4510	PTF20TT	4716	ITF20TT	5331	ITF20	0.044
1986	V8-5.7	L		5036	T20PR-U11					4510	PTF20TT	4716	ITF20TT	5331	ITF20	0.044
1985-1981	V8-5.0	H		5026	T16PR-U11					4509	PTF16TT	4715	ITF16TT	5330	ITF16	0.044
1985-1976	V8-5.7	L		5026	T16PR-U11					4509	PTF16TT	4715	ITF16TT	5330	ITF16	0.044
1982-1981	L6-4.1	D		5025	T16PR-U					4509	PTF16TT	4715	ITF16TT	5330	ITF16	0.035
1982-1981	V8-5.0	F		5026	T16PR-U11					4509	PTF16TT	4715	ITF16TT	5330	ITF16	0.044
1981-1980	V8-5.0	G		5026	T16PR-U11					4509	PTF16TT	4715	ITF16TT	5330	ITF16	0.044
1980-1976	L6-4.1	D		5020	T14PR-U											0.035
1979-1977	V8-5.0	U		5026	T16PR-U11					4509	PTF16TT	4715	ITF16TT	5330	ITF16	0.044
1979-1977	V8-6.6	R		5026	T16PR-U11					4509	PTF16TT	4715	ITF16TT	5330	ITF16	0.044
1976	V8-5.7	V		5026	T16PR-U11					4509	PTF16TT	4715	ITF16TT	5330	ITF16	0.044
1976	V8-6.6	U		5030	T16R-U15					4509	PTF16TT	4715	ITF16TT	5330	ITF16	0.060
1976	V8-7.4	Y		5029	T16R-U					4509	PTF16TT	4715	ITF16TT	5330	ITF16	0.035
1975-1974	V8-5.7	V		5029	T16R-U					4509	PTF16TT	4715	ITF16TT	5330	ITF16	0.035
1975-1973	L6-4.1	Q		5029	T16R-U					4509	PTF16TT	4715	ITF16TT	5330	ITF16	0.035
1975-1973	V8-5.7	Y		5029	T16R-U					4509	PTF16TT	4715	ITF16TT	5330	ITF16	0.035
1975	V8-6.6	M		5030	T16R-U15					4509	PTF16TT	4715	ITF16TT	5330	ITF16	0.060
1973	L6-4.8	T		5029	T16R-U					4509	PTF16TT	4715	ITF16TT	5330	ITF16	0.035
1973	V8-7.4	Z		5029	T16R-U					4509	PTF16TT	4715	ITF16TT	5330	ITF16	0.035
1972	L6-4.1	D		5029	T16R-U					4509	PTF16TT	4715	ITF16TT	5330	ITF16	0.035
1972	V8-5.0	F		5029	T16R-U					4509	PTF16TT	4715	ITF16TT	5330	ITF16	0.035
1972	V8-5.7	E		5029	T16R-U					4509	PTF16TT	4715	ITF16TT	5330	ITF16	0.035
1971-1970	V8-5.7	E		3075	W20S-U											0.027
1971	L6-4.1	C		5020	T14PR-U											0.035
1971	L6-4.1	L		5020	T14PR-U											0.035
1971	V8-5.0	H		5035	T20PR-U					4510	PTF20TT	4716	ITF20TT	5331	ITF20	0.035
1970	L6-4.1	S		5020	T14PR-U											0.035
1970	L6-4.1	N		5029	T16R-U					4509	PTF16TT	4715	ITF16TT	5330	ITF16	0.035
1970	V8-5.0	A		3031	W16EXR-U	3004	P16R			4501	PW16TT	4708	IW16TT	5305	IW16	0.032
1970	V8-5.0	B		3031	W16EXR-U	3004	P16R			4501	PW16TT	4708	IW16TT	5305	IW16	0.032
K15/K1500 SUBURBAN																
1999-1996	V8-5.7	R		5023	T16EPR-U15	5070	PT16EPR-L13			4511	PT16TT	4713	IT16TT	5325	IT16	0.050
1995-1992	V8-5.7	K		5035	T20PR-U					4510	PTF20TT	4716	ITF20TT	5331	ITF20	0.035
1986	V8-5.7	L		5036	T20PR-U11					4510	PTF20TT	4716	ITF20TT	5331	ITF20	0.044
1985-1976	V8-5.7	L		5026	T16PR-U11					4509	PTF16TT	4715	ITF16TT	5330	ITF16	0.044
1985	V8-5.0	F		5036	T20PR-U11					4510	PTF20TT	4716	ITF20TT	5331	ITF20	0.044
1984-1983	V8-5.0	F		5026	T16PR-U11					4509	PTF16TT	4715	ITF16TT	5330	ITF16	0.044
1982	V8-5.0	H		5026	T16PR-U11					4509	PTF16TT	4715	ITF16TT	5330	ITF16	0.044



YEAR ANEE AÑO	CYL	ENGINE MOTEUR MOTOR	NOTES/NOTAS	OE Types						Twin-Tip (TT) Technology				High Performance		GAP ECART. BRECHA	
				U-GROOVE (Standard)		DOUBLE PLATINUM		IRIDIUM LONG-LIFE		PLATINUM TT		IRIDIUM TT		IRIDIUM POWER / IRIDIUM RACING			
				STOCK STOCK BOLSA	PLUG BOUCIE BUJIA	STOCK STOCK BOLSA	PLUG BOUCIE BUJIA	STOCK STOCK BOLSA	PLUG BOUCIE BUJIA	STOCK STOCK BOLSA	PLUG BOUCIE BUJIA	STOCK STOCK BOLSA	PLUG BOUCIE BUJIA	STOCK STOCK BOLSA	PLUG BOUCIE BUJIA		
GMC [continued]																	
K15/K1500 SUBURBAN [continued]																	
1981-1980	V8-5.7	M		5026	T16PR-U11						4509	PTF16TT	4715	ITF16TT	5330	ITF16	0.044
1980-1976	L6-4.1	D		5020	T14PR-U												0.035
1979-1977	V8-5.0	U		5026	T16PR-U11						4509	PTF16TT	4715	ITF16TT	5330	ITF16	0.044
1979-1977	V8-6.6	R		5026	T16PR-U11						4509	PTF16TT	4715	ITF16TT	5330	ITF16	0.044
1976-1974	V8-5.7	V		5029	T16R-U						4509	PTF16TT	4715	ITF16TT	5330	ITF16	0.035
1976	V8-5.0	Q		5026	T16PR-U11						4509	PTF16TT	4715	ITF16TT	5330	ITF16	0.044
1976	V8-6.6	U		5030	T16R-U15						4509	PTF16TT	4715	ITF16TT	5330	ITF16	0.060
1975-1973	L6-4.1	Q		5029	T16R-U						4509	PTF16TT	4715	ITF16TT	5330	ITF16	0.035
1975-1973	V8-5.7	Y		5029	T16R-U						4509	PTF16TT	4715	ITF16TT	5330	ITF16	0.035
1975	V8-6.6	M		5030	T16R-U15						4509	PTF16TT	4715	ITF16TT	5330	ITF16	0.060
1973	V8-5.0	X		3031	W16EXR-U	3004	P16R				4501	PW16TT	4708	IW16TT	5305	IW16	0.032
1972-1970	V8-6.6	E		5025	T16PR-U						4509	PTF16TT	4715	ITF16TT	5330	ITF16	0.035
1972	L6-4.1	D		5029	T16R-U						4509	PTF16TT	4715	ITF16TT	5330	ITF16	0.035
1972	V8-5.0	F		3031	W16EXR-U	3004	P16R				4501	PW16TT	4708	IW16TT	5305	IW16	0.032
1972	V8-5.7	E		5029	T16R-U						4509	PTF16TT	4715	ITF16TT	5330	ITF16	0.035
1971-1969	V8-5.7	E		3075	W20S-U												0.027
1971	L6-4.1	C		5020	T14PR-U												0.035
1971	L6-4.1	L		5020	T14PR-U												0.035
1971	V8-5.0	H		3031	W16EXR-U	3004	P16R				4501	PW16TT	4708	IW16TT	5305	IW16	0.032
1970	L6-4.1	N		5029	T16R-U						4509	PTF16TT	4715	ITF16TT	5330	ITF16	0.035
1970	V8-5.0	A		3031	W16EXR-U	3004	P16R				4501	PW16TT	4708	IW16TT	5305	IW16	0.032
1970	V8-5.0	B		3031	W16EXR-U	3004	P16R				4501	PW16TT	4708	IW16TT	5305	IW16	0.032
1969-1968	L6-4.1	P		3031	W16EXR-U	3004	P16R				4501	PW16TT	4708	IW16TT	5305	IW16	0.032
1968	L6-4.8	S		5029	T16R-U						4509	PTF16TT	4715	ITF16TT	5330	ITF16	0.035
1968	V8-5.0	E		3037	W16PR-U												0.027
1968	V8-5.4	E		5044	W16S-U												0.027
K15/K1500 TRUCK																	
1999-1996	V8-5.0	M		5023	T16EPR-U15	5070	PT16EPR-L13				4511	PT16TT	4713	IT16TT	5325	IT16	0.050
1999-1996	V8-5.7	R		5023	T16EPR-U15	5070	PT16EPR-L13				4511	PT16TT	4713	IT16TT	5325	IT16	0.050
1998-1996	V6-4.3	W		5023	T16EPR-U15	5070	PT16EPR-L13				4511	PT16TT	4713	IT16TT	5325	IT16	0.050
1995-1988	V6-4.3	Z		5035	T20PR-U						4510	PTF20TT	4716	ITF20TT	5331	ITF20	0.035
1995-1988	V8-5.0	H		5035	T20PR-U						4510	PTF20TT	4716	ITF20TT	5331	ITF20	0.035
1995-1988	V8-5.7	K		5035	T20PR-U						4510	PTF20TT	4716	ITF20TT	5331	ITF20	0.035
1986-1985	V6-4.3	N		5035	T20PR-U						4510	PTF20TT	4716	ITF20TT	5331	ITF20	0.035
1986	V8-5.0	H		5036	T20PR-U11						4510	PTF20TT	4716	ITF20TT	5331	ITF20	0.044
1986	V8-5.7	M		5025	T16PR-U						4509	PTF16TT	4715	ITF16TT	5330	ITF16	0.035
1986	V8-5.7	L		5036	T20PR-U11						4510	PTF20TT	4716	ITF20TT	5331	ITF20	0.044
1985-1981	V8-5.0	H		5026	T16PR-U11						4509	PTF16TT	4715	ITF16TT	5330	ITF16	0.044
1985-1976	V8-5.7	L		5026	T16PR-U11						4509	PTF16TT	4715	ITF16TT	5330	ITF16	0.044
1985	V8-5.7	M		5026	T16PR-U11						4509	PTF16TT	4715	ITF16TT	5330	ITF16	0.044
1984-1980	L6-4.1	D		5025	T16PR-U						4509	PTF16TT	4715	ITF16TT	5330	ITF16	0.035



YEAR ANNEE AÑO	CYL	ENGINE MOTEUR MOTOR	NOTES/NOTAS	OE Types						Twin-Tip (TT) Technology				High Performance		GAP ECART. BRECHA	
				U-GROOVE (Standard)		DOUBLE PLATINUM		IRIDIUM LONG-LIFE		PLATINUM TT		IRIDIUM TT		IRIDIUM POWER / IRIDIUM RACING			
				STOCK STOCK BOLSA	PLUG BOUGIE BUJIA	STOCK STOCK BOLSA	PLUG BOUGIE BUJIA	STOCK STOCK BOLSA	PLUG BOUGIE BUJIA	STOCK STOCK BOLSA	PLUG BOUGIE BUJIA	STOCK STOCK BOLSA	PLUG BOUGIE BUJIA	STOCK STOCK BOLSA	PLUG BOUGIE BUJIA		
GMC [continued]																	
K15/K1500 TRUCK [continued]																	
1980-1979	L6-4.8	T		5029	T16R-U						4509	PTF16TT	4715	ITF16TT	5330	ITF16	0.035
1980-1979	V8-7.4	S		5026	T16PR-U11						4509	PTF16TT	4715	ITF16TT	5330	ITF16	0.044
1980	V8-5.7	M		5026	T16PR-U11						4509	PTF16TT	4715	ITF16TT	5330	ITF16	0.044
1980	V8-6.6	X		5026	T16PR-U11						4509	PTF16TT	4715	ITF16TT	5330	ITF16	0.044
1979-1977	L6-4.1	D		5020	T14PR-U												0.035
1979-1977	V8-5.0	U		5026	T16PR-U11						4509	PTF16TT	4715	ITF16TT	5330	ITF16	0.044
1979-1977	V8-6.6	R		5026	T16PR-U11						4509	PTF16TT	4715	ITF16TT	5330	ITF16	0.044
1976-1975	L6-4.8	T		5029	T16R-U						4509	PTF16TT	4715	ITF16TT	5330	ITF16	0.035
1976	L6-4.1	D		5029	T16R-U						4509	PTF16TT	4715	ITF16TT	5330	ITF16	0.035
1976	V8-5.0	Q		5026	T16PR-U11						4509	PTF16TT	4715	ITF16TT	5330	ITF16	0.044
1976	V8-5.7	V		5026	T16PR-U11						4509	PTF16TT	4715	ITF16TT	5330	ITF16	0.044
1976	V8-6.6	U		5030	T16R-U15						4509	PTF16TT	4715	ITF16TT	5330	ITF16	0.060
1976	V8-7.4	S		5026	T16PR-U11						4509	PTF16TT	4715	ITF16TT	5330	ITF16	0.044
1976	V8-7.4	Y		5029	T16R-U						4509	PTF16TT	4715	ITF16TT	5330	ITF16	0.035
1975-1974	V8-5.7	V		5029	T16R-U						4509	PTF16TT	4715	ITF16TT	5330	ITF16	0.035
1975-1973	L6-4.1	Q		5029	T16R-U						4509	PTF16TT	4715	ITF16TT	5330	ITF16	0.035
1975-1973	V8-5.7	Y		5029	T16R-U						4509	PTF16TT	4715	ITF16TT	5330	ITF16	0.035
1975	V8-6.6	M		5030	T16R-U15						4509	PTF16TT	4715	ITF16TT	5330	ITF16	0.060
1972	L6-4.1	D		5029	T16R-U						4509	PTF16TT	4715	ITF16TT	5330	ITF16	0.035
1972	V8-5.7	E		5029	T16R-U						4509	PTF16TT	4715	ITF16TT	5330	ITF16	0.035
1971-1970	V8-5.7	E		3075	W20S-U												0.027
1971	L6-4.1	C		5020	T14PR-U												0.035
1971	L6-4.1	L		5020	T14PR-U												0.035
1970	L6-4.1	N		5029	T16R-U						4509	PTF16TT	4715	ITF16TT	5330	ITF16	0.035
1970	V8-5.0	A		3031	W16EXR-U	3004	P16R				4501	PW16TT	4708	IW16TT	5305	IW16	0.032
1970	V8-5.0	B		3031	W16EXR-U	3004	P16R				4501	PW16TT	4708	IW16TT	5305	IW16	0.032
1969-1968	L6-3.8	S		3031	W16EXR-U	3004	P16R				4501	PW16TT	4708	IW16TT	5305	IW16	0.032
1969-1968	L6-4.1	P		3031	W16EXR-U	3004	P16R				4501	PW16TT	4708	IW16TT	5305	IW16	0.032
1969	V8-5.0	E		3031	W16EXR-U	3004	P16R				4501	PW16TT	4708	IW16TT	5305	IW16	0.032
1969	V8-5.7	E		5044	W16S-U												0.027
1968	V8-5.0	E		3037	W16PR-U												0.027
1968	V8-5.4	E		5044	W16S-U												0.027
1967	L6-3.8			3031	W16EXR-U	3004	P16R				4501	PW16TT	4708	IW16TT	5305	IW16	0.032
1967	L6-4.1			3031	W16EXR-U	3004	P16R				4501	PW16TT	4708	IW16TT	5305	IW16	0.032
1967	L6-4.8			3057	W20ESR-U								4709	IW20TT	5306	IW20	0.032
1967	V8-4.6			3075	W20S-U												0.027
1967	V8-5.3			3075	W20S-U												0.027
K25/K2500 SUBURBAN																	
1999-1996	V8-5.7	R		5023	T16EPR-U15	5070	PT16EPR-L13				4511	PT16TT	4713	IT16TT	5325	IT16	0.050
1999-1996	V8-7.4	J		5023	T16EPR-U15	5070	PT16EPR-L13				4511	PT16TT	4713	IT16TT	5325	IT16	0.050
1995-1992	V8-5.7	K		5035	T20PR-U						4510	PTF20TT	4716	ITF20TT	5331	ITF20	0.035



YEAR ANNEE AÑO	CYL	ENGINE MOTEUR MOTOR	NOTES/NOTAS	OE Types						Twin-Tip (TT) Technology				High Performance		GAP ECART. BRECHA	
				U-GROOVE (Standard)		DOUBLE PLATINUM		IRIDIUM LONG-LIFE		PLATINUM TT		IRIDIUM TT		IRIDIUM POWER / IRIDIUM RACING			
				STOCK STOCK BOLSA	PLUG BOUGIE BUJIA	STOCK STOCK BOLSA	PLUG BOUGIE BUJIA	STOCK STOCK BOLSA	PLUG BOUGIE BUJIA	STOCK STOCK BOLSA	PLUG BOUGIE BUJIA	STOCK STOCK BOLSA	PLUG BOUGIE BUJIA	STOCK STOCK BOLSA	PLUG BOUGIE BUJIA		
GMC [continued]																	
K25/K2500 SUBURBAN [continued]																	
1995-1992	V8-7.4	N		5035	T20PR-U						4510	PTF20TT	4716	ITF20TT	5331	ITF20	0.035
1986-1980	V8-5.7	M		5026	T16PR-U11						4509	PTF16TT	4715	ITF16TT	5330	ITF16	0.044
1984	L6-4.8	T		5029	T16R-U						4509	PTF16TT	4715	ITF16TT	5330	ITF16	0.035
1982-1973	L6-4.8	T		5029	T16R-U						4509	PTF16TT	4715	ITF16TT	5330	ITF16	0.035
1981-1976	V8-5.7	L		5026	T16PR-U11						4509	PTF16TT	4715	ITF16TT	5330	ITF16	0.044
1980	V8-6.6	X		5026	T16PR-U11						4509	PTF16TT	4715	ITF16TT	5330	ITF16	0.044
1979-1977	V8-6.6	R		5026	T16PR-U11						4509	PTF16TT	4715	ITF16TT	5330	ITF16	0.044
1978-1977	V8-5.0	U		5026	T16PR-U11						4509	PTF16TT	4715	ITF16TT	5330	ITF16	0.044
1977	V8-7.4	S		5026	T16PR-U11						4509	PTF16TT	4715	ITF16TT	5330	ITF16	0.044
1976-1974	V8-5.7	V		5029	T16R-U						4509	PTF16TT	4715	ITF16TT	5330	ITF16	0.035
1976	V8-6.6	U		5030	T16R-U15						4509	PTF16TT	4715	ITF16TT	5330	ITF16	0.060
1975-1973	V8-5.7	Y		5029	T16R-U						4509	PTF16TT	4715	ITF16TT	5330	ITF16	0.035
1975	V8-6.6	M		5030	T16R-U15						4509	PTF16TT	4715	ITF16TT	5330	ITF16	0.060
1974-1973	L6-4.1	Q		5029	T16R-U						4509	PTF16TT	4715	ITF16TT	5330	ITF16	0.035
1973	V8-5.0	X		3031	W16EXR-U	3004	P16R				4501	PW16TT	4708	IW16TT	5305	IW16	0.032
1972-1968	L6-4.8	S		5029	T16R-U						4509	PTF16TT	4715	ITF16TT	5330	ITF16	0.035
1972	L6-4.1	D		5029	T16R-U						4509	PTF16TT	4715	ITF16TT	5330	ITF16	0.035
1972	V8-5.0	F		5029	T16R-U						4509	PTF16TT	4715	ITF16TT	5330	ITF16	0.035
1972	V8-5.7	E		5029	T16R-U						4509	PTF16TT	4715	ITF16TT	5330	ITF16	0.035
1971-1970	V8-5.7	E		3075	W20S-U												0.027
1971	L6-4.1	C		5020	T14PR-U												0.035
1971	L6-4.1	L		5020	T14PR-U												0.035
1971	V8-5.0	H		3031	W16EXR-U	3004	P16R				4501	PW16TT	4708	IW16TT	5305	IW16	0.032
1970	L6-4.1	N		5029	T16R-U						4509	PTF16TT	4715	ITF16TT	5330	ITF16	0.035
1970	V8-5.0	A		3031	W16EXR-U	3004	P16R				4501	PW16TT	4708	IW16TT	5305	IW16	0.032
1969-1968	L6-4.1	P		3031	W16EXR-U	3004	P16R				4501	PW16TT	4708	IW16TT	5305	IW16	0.032
1969	V8-5.0	E		3031	W16EXR-U	3004	P16R				4501	PW16TT	4708	IW16TT	5305	IW16	0.032
1969	V8-5.7	E		5044	W16S-U												0.027
1968	V8-5.0	E		3037	W16PR-U												0.027
1968	V8-5.4	E		5044	W16S-U												0.027
K25/K2500 TRUCK																	
2000-1996	V8-5.7	R		5023	T16EPR-U15	5070	PT16EPR-L13				4511	PT16TT	4713	IT16TT	5325	IT16	0.050
2000-1996	V8-7.4	J		5023	T16EPR-U15	5070	PT16EPR-L13				4511	PT16TT	4713	IT16TT	5325	IT16	0.050
1998	V8-5.0	M		5023	T16EPR-U15	5070	PT16EPR-L13				4511	PT16TT	4713	IT16TT	5325	IT16	0.050
1995-1991	V8-7.4	N		5035	T20PR-U						4510	PTF20TT	4716	ITF20TT	5331	ITF20	0.035
1995-1988	V6-4.3	Z		5035	T20PR-U						4510	PTF20TT	4716	ITF20TT	5331	ITF20	0.035
1995-1988	V8-5.0	H		5035	T20PR-U						4510	PTF20TT	4716	ITF20TT	5331	ITF20	0.035
1995-1988	V8-5.7	K		5035	T20PR-U						4510	PTF20TT	4716	ITF20TT	5331	ITF20	0.035
1986-1979	V8-5.7	M		5026	T16PR-U11						4509	PTF16TT	4715	ITF16TT	5330	ITF16	0.044
1986-1973	L6-4.8	T		5029	T16R-U						4509	PTF16TT	4715	ITF16TT	5330	ITF16	0.035
1986	V8-5.7	L		5036	T20PR-U11						4510	PTF20TT	4716	ITF20TT	5331	ITF20	0.044



YEAR ANNEE AÑO	CYL	ENGINE MOTEUR MOTOR	NOTES/NOTAS	OE Types						Twin-Tip (TT) Technology				High Performance		GAP ECART. BRECHA	
				U-GROOVE (Standard)		DOUBLE PLATINUM		IRIDIUM LONG-LIFE		PLATINUM TT		IRIDIUM TT		IRIDIUM POWER / IRIDIUM RACING			
				STOCK STOCK BOLSA	PLUG BOUGIE BUJIA	STOCK STOCK BOLSA	PLUG BOUGIE BUJIA	STOCK STOCK BOLSA	PLUG BOUGIE BUJIA	STOCK STOCK BOLSA	PLUG BOUGIE BUJIA	STOCK STOCK BOLSA	PLUG BOUGIE BUJIA	STOCK STOCK BOLSA	PLUG BOUGIE BUJIA		
GMC [continued]																	
K25/K2500 TRUCK [continued]																	
1985-1976	V8-5.7	L		5026	T16PR-U11						4509	PTF16TT	4715	ITF16TT	5330	ITF16	0.044
1985	V6-4.3	N		5035	T20PR-U						4510	PTF20TT	4716	ITF20TT	5331	ITF20	0.035
1980	L6-4.1	D		5020	T14PR-U												0.035
1980	V8-6.6	X		5026	T16PR-U11						4509	PTF16TT	4715	ITF16TT	5330	ITF16	0.044
1979-1977	V8-6.6	R		5026	T16PR-U11						4509	PTF16TT	4715	ITF16TT	5330	ITF16	0.044
1978-1977	V8-5.0	U		5026	T16PR-U11						4509	PTF16TT	4715	ITF16TT	5330	ITF16	0.044
1978-1977	V8-7.4	S		5026	T16PR-U11						4509	PTF16TT	4715	ITF16TT	5330	ITF16	0.044
1978	L6-4.1	D		5020	T14PR-U												0.035
1976-1974	V8-5.7	V		5029	T16R-U						4509	PTF16TT	4715	ITF16TT	5330	ITF16	0.035
1976	L6-4.1	D		5020	T14PR-U												0.035
1976	V8-6.6	U		5030	T16R-U15						4509	PTF16TT	4715	ITF16TT	5330	ITF16	0.060
1976	V8-7.4	Y		5029	T16R-U						4509	PTF16TT	4715	ITF16TT	5330	ITF16	0.035
1975-1973	L6-4.1	Q		5029	T16R-U						4509	PTF16TT	4715	ITF16TT	5330	ITF16	0.035
1975-1973	V8-5.7	Y		5029	T16R-U						4509	PTF16TT	4715	ITF16TT	5330	ITF16	0.035
1975	V8-6.6	M		5030	T16R-U15						4509	PTF16TT	4715	ITF16TT	5330	ITF16	0.060
1974-1973	V8-7.4	Z		5029	T16R-U						4509	PTF16TT	4715	ITF16TT	5330	ITF16	0.035
1974	L6-4.8	S		5029	T16R-U						4509	PTF16TT	4715	ITF16TT	5330	ITF16	0.035
1972-1970	L6-4.8	S		5029	T16R-U						4509	PTF16TT	4715	ITF16TT	5330	ITF16	0.035
1972	L6-4.1	D		5029	T16R-U						4509	PTF16TT	4715	ITF16TT	5330	ITF16	0.035
1972	V8-5.7	E		5029	T16R-U						4509	PTF16TT	4715	ITF16TT	5330	ITF16	0.035
1971-1970	V8-5.7	E		3075	W20S-U												0.027
1971	L6-4.1	C		5020	T14PR-U												0.035
1971	L6-4.1	L		5020	T14PR-U												0.035
1970	L6-4.1	N		5029	T16R-U						4509	PTF16TT	4715	ITF16TT	5330	ITF16	0.035
1970	V8-5.0	A		3031	W16EXR-U	3004	P16R				4501	PW16TT	4708	IW16TT	5305	IW16	0.032
1970	V8-5.0	B		3031	W16EXR-U	3004	P16R				4501	PW16TT	4708	IW16TT	5305	IW16	0.032
1969-1968	L6-4.1	P		3031	W16EXR-U	3004	P16R				4501	PW16TT	4708	IW16TT	5305	IW16	0.032
1969	V8-5.0	E		3031	W16EXR-U	3004	P16R				4501	PW16TT	4708	IW16TT	5305	IW16	0.032
1969	V8-5.7	E		5044	W16S-U												0.027
1968	V8-5.0	E		3037	W16PR-U												0.027
1968	V8-5.4	E		5044	W16S-U												0.027
1967	L6-4.1			3031	W16EXR-U	3004	P16R				4501	PW16TT	4708	IW16TT	5305	IW16	0.032
1967	L6-4.8			3057	W20ESR-U								4709	IW20TT	5306	IW20	0.032
1967	V8-4.6			3075	W20S-U												0.027
1967	V8-5.3			3075	W20S-U												0.027
K35/K3500 TRUCK																	
2000-1996	V8-5.7	R		5023	T16EPR-U15	5070	PT16EPR-L13				4511	PT16TT	4713	IT16TT	5325	IT16	0.050
2000-1996	V8-7.4	J		5023	T16EPR-U15	5070	PT16EPR-L13				4511	PT16TT	4713	IT16TT	5325	IT16	0.050
1995-1988	V8-5.7	K		5035	T20PR-U						4510	PTF20TT	4716	ITF20TT	5331	ITF20	0.035
1995-1988	V8-7.4	N		5035	T20PR-U						4510	PTF20TT	4716	ITF20TT	5331	ITF20	0.035
1986-1981	V8-7.4	W		5029	T16R-U						4509	PTF16TT	4715	ITF16TT	5330	ITF16	0.035



YEAR ANNEE AÑO	CYL	ENGINE MOTEUR MOTOR	NOTES/NOTAS	OE Types						Twin-Tip (TT) Technology				High Performance		GAP ECART. BRECHA	
				U-GROOVE (Standard)		DOUBLE PLATINUM		IRIDIUM LONG-LIFE		PLATINUM TT		IRIDIUM TT		IRIDIUM POWER / IRIDIUM RACING			
				STOCK STOCK BOLSA	PLUG BOUGIE BUJIA	STOCK STOCK BOLSA	PLUG BOUGIE BUJIA	STOCK STOCK BOLSA	PLUG BOUGIE BUJIA	STOCK STOCK BOLSA	PLUG BOUGIE BUJIA	STOCK STOCK BOLSA	PLUG BOUGIE BUJIA	STOCK STOCK BOLSA	PLUG BOUGIE BUJIA		
GMC [continued]																	
K35/K3500 TRUCK [continued]																	
1986-1979	V8-5.7	M		5026	T16PR-U11						4509	PTF16TT	4715	ITF16TT	5330	ITF16	0.044
1986-1977	L6-4.8	T		5029	T16R-U						4509	PTF16TT	4715	ITF16TT	5330	ITF16	0.035
1980-1979	V8-7.4	S		5026	T16PR-U11						4509	PTF16TT	4715	ITF16TT	5330	ITF16	0.044
1980-1977	V8-5.7	L		5026	T16PR-U11						4509	PTF16TT	4715	ITF16TT	5330	ITF16	0.044
1980-1977	V8-6.6	R		5026	T16PR-U11						4509	PTF16TT	4715	ITF16TT	5330	ITF16	0.044
1974-1973	L6-4.1	Q		5029	T16R-U						4509	PTF16TT	4715	ITF16TT	5330	ITF16	0.035
1974-1973	L6-4.8	T		5029	T16R-U						4509	PTF16TT	4715	ITF16TT	5330	ITF16	0.035
1974-1973	V8-5.7	Y		5029	T16R-U						4509	PTF16TT	4715	ITF16TT	5330	ITF16	0.035
1974-1973	V8-7.4	Z		5029	T16R-U						4509	PTF16TT	4715	ITF16TT	5330	ITF16	0.035
1974	L6-4.8	S		5029	T16R-U						4509	PTF16TT	4715	ITF16TT	5330	ITF16	0.035
1974	V8-5.7	V		5029	T16R-U						4509	PTF16TT	4715	ITF16TT	5330	ITF16	0.035
1974	V8-5.7	W		5029	T16R-U						4509	PTF16TT	4715	ITF16TT	5330	ITF16	0.035
1973	V8-5.0	X		3031	W16EXR-U	3004	P16R				4501	PW16TT	4708	IW16TT	5305	IW16	0.032
1972-1968	L6-4.8	S		5029	T16R-U						4509	PTF16TT	4715	ITF16TT	5330	ITF16	0.035
1972	L6-4.1	D		5029	T16R-U						4509	PTF16TT	4715	ITF16TT	5330	ITF16	0.035
1972	V8-5.0	F		5029	T16R-U						4509	PTF16TT	4715	ITF16TT	5330	ITF16	0.035
1972	V8-5.7	E		5029	T16R-U						4509	PTF16TT	4715	ITF16TT	5330	ITF16	0.035
1971-1970	V8-5.7	E		3075	W20S-U												0.027
1971-1970	V8-6.6	E		5025	T16PR-U						4509	PTF16TT	4715	ITF16TT	5330	ITF16	0.035
1971	L6-4.1	C		5020	T14PR-U												0.035
1971	L6-4.1	L		5020	T14PR-U												0.035
1971	V8-5.0	H		3031	W16EXR-U	3004	P16R				4501	PW16TT	4708	IW16TT	5305	IW16	0.032
1970	L6-4.1	N		5029	T16R-U						4509	PTF16TT	4715	ITF16TT	5330	ITF16	0.035
1970	V8-5.0	A		3031	W16EXR-U	3004	P16R				4501	PW16TT	4708	IW16TT	5305	IW16	0.032
1970	V8-5.0	B		3031	W16EXR-U	3004	P16R				4501	PW16TT	4708	IW16TT	5305	IW16	0.032
1969-1968	L6-4.1	P		3031	W16EXR-U	3004	P16R				4501	PW16TT	4708	IW16TT	5305	IW16	0.032
1969	V8-5.0	E		3031	W16EXR-U	3004	P16R				4501	PW16TT	4708	IW16TT	5305	IW16	0.032
1969	V8-5.7	E		5044	W16S-U												0.027
1968	V8-5.0	E		3037	W16PR-U												0.027
1968	V8-5.4	E		5044	W16S-U												0.027
1967	V8-5.3			3075	W20S-U												0.027
P15/P1500 VAN																	
1980-1975	L6-4.8	T		5029	T16R-U						4509	PTF16TT	4715	ITF16TT	5330	ITF16	0.035
1979	V8-7.4	S		5026	T16PR-U11						4509	PTF16TT	4715	ITF16TT	5330	ITF16	0.044
1974-1973	L6-4.1	Q		5029	T16R-U						4509	PTF16TT	4715	ITF16TT	5330	ITF16	0.035
1972	L6-4.1	C		5029	T16R-U						4509	PTF16TT	4715	ITF16TT	5330	ITF16	0.035
1972	L6-4.1	L		5029	T16R-U						4509	PTF16TT	4715	ITF16TT	5330	ITF16	0.035
1971	L6-4.1	C		5020	T14PR-U												0.035
1971	L6-4.1	L		5020	T14PR-U												0.035
1970	L6-4.1	N		5029	T16R-U						4509	PTF16TT	4715	ITF16TT	5330	ITF16	0.035
1969-1968	L6-3.8	S		3031	W16EXR-U	3004	P16R				4501	PW16TT	4708	IW16TT	5305	IW16	0.032



YEAR ANNEE AÑO	CYL	ENGINE MOTEUR MOTOR	NOTES/NOTAS	OE Types						Twin-Tip (TT) Technology				High Performance		GAP ECART. BRECHA
				U-GROOVE (Standard)		DOUBLE PLATINUM		IRIDIUM LONG-LIFE		PLATINUM TT		IRIDIUM TT		IRIDIUM POWER / IRIDIUM RACING		
				STOCK STOCK BOLSA	PLUG BOUGIE BUJIA	STOCK STOCK BOLSA	PLUG BOUGIE BUJIA	STOCK STOCK BOLSA	PLUG BOUGIE BUJIA	STOCK STOCK BOLSA	PLUG BOUGIE BUJIA	STOCK STOCK BOLSA	PLUG BOUGIE BUJIA	STOCK STOCK BOLSA	PLUG BOUGIE BUJIA	
GMC [continued]																
P15/P1500 VAN [continued]																
1969-1968	L6-4.1	P		3031	W16EXR-U	3004	P16R			4501	PW16TT	4708	IW16TT	5305	IW16	0.032
1967	L6-3.8			3031	W16EXR-U	3004	P16R			4501	PW16TT	4708	IW16TT	5305	IW16	0.032
1967	L6-4.8			3057	W20ESR-U							4709	IW20TT	5306	IW20	0.032
1967	V8-4.6			3075	W20S-U											0.027
P25/P2500 VAN																
1989-1988	V8-5.7	K		5035	T20PR-U					4510	PTF20TT	4716	ITF20TT	5331	ITF20	0.035
1989	L6-4.8	T		5029	T16R-U					4509	PTF16TT	4715	ITF16TT	5330	ITF16	0.035
1987-1980	V8-5.7	M		5026	T16PR-U11					4509	PTF16TT	4715	ITF16TT	5330	ITF16	0.044
1987-1973	L6-4.8	T		5029	T16R-U					4509	PTF16TT	4715	ITF16TT	5330	ITF16	0.035
1979-1976	V8-5.7	L		5026	T16PR-U11					4509	PTF16TT	4715	ITF16TT	5330	ITF16	0.044
1975-1973	V8-5.7	Y		5029	T16R-U					4509	PTF16TT	4715	ITF16TT	5330	ITF16	0.035
1974-1973	L6-4.1	Q		5029	T16R-U					4509	PTF16TT	4715	ITF16TT	5330	ITF16	0.035
1972-1968	L6-4.8	S		5029	T16R-U					4509	PTF16TT	4715	ITF16TT	5330	ITF16	0.035
1972	L6-4.1	C		5029	T16R-U					4509	PTF16TT	4715	ITF16TT	5330	ITF16	0.035
1972	L6-4.1	L		5029	T16R-U					4509	PTF16TT	4715	ITF16TT	5330	ITF16	0.035
1972	V8-5.7	E		5029	T16R-U					4509	PTF16TT	4715	ITF16TT	5330	ITF16	0.035
1971-1970	V8-5.7	E		3075	W20S-U											0.027
1971-1970	V8-7.4	E		5029	T16R-U					4509	PTF16TT	4715	ITF16TT	5330	ITF16	0.035
1970	L6-4.1	N		5029	T16R-U					4509	PTF16TT	4715	ITF16TT	5330	ITF16	0.035
1969	V8-5.0	E		3031	W16EXR-U	3004	P16R			4501	PW16TT	4708	IW16TT	5305	IW16	0.032
1968	V8-5.0	E		3037	W16PR-U											0.027
1967	L6-4.1			3031	W16EXR-U	3004	P16R			4501	PW16TT	4708	IW16TT	5305	IW16	0.032
1967	L6-4.8			3057	W20ESR-U							4709	IW20TT	5306	IW20	0.032
1967	V8-4.6			3075	W20S-U											0.027
P35/P3500 VAN																
1999-1998	V8-7.4	B		5023	T16EPR-U15	5070	PT16EPR-L13			4511	PT16TT	4713	IT16TT	5325	IT16	0.050
1999-1997	V8-5.7	R		5023	T16EPR-U15	5070	PT16EPR-L13			4511	PT16TT	4713	IT16TT	5325	IT16	0.050
1999-1997	V8-7.4	J		5023	T16EPR-U15	5070	PT16EPR-L13			4511	PT16TT	4713	IT16TT	5325	IT16	0.050
1999-1996	V6-4.3	W		5023	T16EPR-U15	5070	PT16EPR-L13			4511	PT16TT	4713	IT16TT	5325	IT16	0.050
1997	V8-7.4	N		5035	T20PR-U					4510	PTF20TT	4716	ITF20TT	5331	ITF20	0.035
1996-1991	V8-5.7	K		5035	T20PR-U					4510	PTF20TT	4716	ITF20TT	5331	ITF20	0.035
1996	V8-5.7	R		5035	T20PR-U					4510	PTF20TT	4716	ITF20TT	5331	ITF20	0.035
1996	V8-7.4	J		5035	T20PR-U					4510	PTF20TT	4716	ITF20TT	5331	ITF20	0.035
1996	V8-7.4	L19		5035	T20PR-U					4510	PTF20TT	4716	ITF20TT	5331	ITF20	0.035
1995-1990	V6-4.3	Z		5035	T20PR-U					4510	PTF20TT	4716	ITF20TT	5331	ITF20	0.035
1995-1990	V8-7.4	N		5035	T20PR-U					4510	PTF20TT	4716	ITF20TT	5331	ITF20	0.035
1990-1989	V8-5.7	K		5029	T16R-U					4509	PTF16TT	4715	ITF16TT	5330	ITF16	0.035
1989-1981	V8-7.4	W		5029	T16R-U					4509	PTF16TT	4715	ITF16TT	5330	ITF16	0.035
1989-1973	L6-4.8	T		5029	T16R-U					4509	PTF16TT	4715	ITF16TT	5330	ITF16	0.035
1988-1987	V8-5.7	K		5035	T20PR-U					4510	PTF20TT	4716	ITF20TT	5331	ITF20	0.035
1988-1980	V8-5.7	M		5026	T16PR-U11					4509	PTF16TT	4715	ITF16TT	5330	ITF16	0.044



YEAR ANNEE AÑO	CYL	ENGINE MOTEUR MOTOR	NOTES/NOTAS	OE Types						Twin-Tip (TT) Technology				High Performance		GAP ECART. BRECHA	
				U-GROOVE (Standard)		DOUBLE PLATINUM		IRIDIUM LONG-LIFE		PLATINUM TT		IRIDIUM TT		IRIDIUM POWER / IRIDIUM RACING			
				STOCK STOCK BOLSA	PLUG BOUGIE BUJIA	STOCK STOCK BOLSA	PLUG BOUGIE BUJIA	STOCK STOCK BOLSA	PLUG BOUGIE BUJIA	STOCK STOCK BOLSA	PLUG BOUGIE BUJIA	STOCK STOCK BOLSA	PLUG BOUGIE BUJIA	STOCK STOCK BOLSA	PLUG BOUGIE BUJIA		
GMC [continued]																	
P35/P3500 VAN [continued]																	
1980-1976	V8-5.7	L		5026	T16PR-U11						4509	PTF16TT	4715	ITF16TT	5330	ITF16	0.044
1979-1978	V8-7.4	S		5026	T16PR-U11						4509	PTF16TT	4715	ITF16TT	5330	ITF16	0.044
1977-1976	V8-7.4	Y		5029	T16R-U						4509	PTF16TT	4715	ITF16TT	5330	ITF16	0.035
1975-1973	V8-5.7	Y		5029	T16R-U						4509	PTF16TT	4715	ITF16TT	5330	ITF16	0.035
1975	V8-7.4	L		5030	T16R-U15						4509	PTF16TT	4715	ITF16TT	5330	ITF16	0.060
1974-1973	L6-4.1	Q		5029	T16R-U						4509	PTF16TT	4715	ITF16TT	5330	ITF16	0.035
1974-1973	V8-7.4	Z		5029	T16R-U						4509	PTF16TT	4715	ITF16TT	5330	ITF16	0.035
1974	V8-7.4	L		5029	T16R-U						4509	PTF16TT	4715	ITF16TT	5330	ITF16	0.035
1972-1968	L6-4.8	S		5029	T16R-U						4509	PTF16TT	4715	ITF16TT	5330	ITF16	0.035
1972	L6-4.1	C		5029	T16R-U						4509	PTF16TT	4715	ITF16TT	5330	ITF16	0.035
1972	L6-4.1	L		5029	T16R-U						4509	PTF16TT	4715	ITF16TT	5330	ITF16	0.035
1972	V8-5.7	E		5029	T16R-U						4509	PTF16TT	4715	ITF16TT	5330	ITF16	0.035
1971-1970	V8-5.7	E		3075	W20S-U												0.027
1971-1970	V8-7.4	E		5029	T16R-U						4509	PTF16TT	4715	ITF16TT	5330	ITF16	0.035
1971	L6-4.1	C		5020	T14PR-U												0.035
1971	L6-4.1	L		5020	T14PR-U												0.035
1970	L6-4.1	N		5029	T16R-U						4509	PTF16TT	4715	ITF16TT	5330	ITF16	0.035
1969	V8-5.0	E		3031	W16EXR-U	3004	P16R				4501	PW16TT	4708	IW16TT	5305	IW16	0.032
1968	V8-5.0	E		3037	W16PR-U												0.027
1967	L6-4.1			3031	W16EXR-U	3004	P16R				4501	PW16TT	4708	IW16TT	5305	IW16	0.032
1967	L6-4.8			3057	W20ESR-U								4709	IW20TT	5306	IW20	0.032
1967	V8-4.6			3075	W20S-U												0.027
PB15 SERIES																	
1966	L6-4.1			3031	W16EXR-U	3004	P16R				4501	PW16TT	4708	IW16TT	5305	IW16	0.032
1966	L6-4.8			3057	W20ESR-U								4709	IW20TT	5306	IW20	0.032
PB25 SERIES																	
1966	L6-4.1			3031	W16EXR-U	3004	P16R				4501	PW16TT	4708	IW16TT	5305	IW16	0.032
1966	L6-4.8			3057	W20ESR-U								4709	IW20TT	5306	IW20	0.032
PB1000 SERIES																	
1965-1963	L4-2.5			3057	W20ESR-U								4709	IW20TT	5306	IW20	0.032
1963	L6-3.8			3031	W16EXR-U	3004	P16R				4501	PW16TT	4708	IW16TT	5305	IW16	0.032
PB2500 SERIES																	
1963	L6-3.8			3031	W16EXR-U	3004	P16R				4501	PW16TT	4708	IW16TT	5305	IW16	0.032
R1500 SUBURBAN																	
1991-1987	V8-5.7	K		5035	T20PR-U						4510	PTF20TT	4716	ITF20TT	5331	ITF20	0.035
1987	V8-5.0	H		5035	T20PR-U						4510	PTF20TT	4716	ITF20TT	5331	ITF20	0.035
R1500 TRUCK																	
1987	V6-4.3	Z		5035	T20PR-U						4510	PTF20TT	4716	ITF20TT	5331	ITF20	0.035
1987	V8-5.0	H		5035	T20PR-U						4510	PTF20TT	4716	ITF20TT	5331	ITF20	0.035
1987	V8-5.7	K		5035	T20PR-U						4510	PTF20TT	4716	ITF20TT	5331	ITF20	0.035



YEAR ANNEE AÑO	CYL	ENGINE MOTEUR MOTOR	NOTES/NOTAS	OE Types						Twin-Tip (TT) Technology				High Performance		GAP ECART. BRECHA
				U-GROOVE (Standard)		DOUBLE PLATINUM		IRIDIUM LONG-LIFE		PLATINUM TT		IRIDIUM TT		IRIDIUM POWER / IRIDIUM RACING		
				STOCK STOCK BOLSA	PLUG BOUGIE BUJIA	STOCK STOCK BOLSA	PLUG BOUGIE BUJIA	STOCK STOCK BOLSA	PLUG BOUGIE BUJIA	STOCK STOCK BOLSA	PLUG BOUGIE BUJIA	STOCK STOCK BOLSA	PLUG BOUGIE BUJIA	STOCK STOCK BOLSA	PLUG BOUGIE BUJIA	
GMC [continued]																
R2500 SUBURBAN																
1991-1987	V8-5.7	K		5035	T20PR-U					4510	PTF20TT	4716	ITF20TT	5331	ITF20	0.035
1991-1987	V8-7.4	N		5035	T20PR-U					4510	PTF20TT	4716	ITF20TT	5331	ITF20	0.035
R2500 TRUCK																
1989-1987	V8-5.7	K		5035	T20PR-U					4510	PTF20TT	4716	ITF20TT	5331	ITF20	0.035
1989-1987	V8-7.4	N		5035	T20PR-U					4510	PTF20TT	4716	ITF20TT	5331	ITF20	0.035
1988-1987	L6-4.8	T		5029	T16R-U					4509	PTF16TT	4715	ITF16TT	5330	ITF16	0.035
1987	V6-4.3	Z		5035	T20PR-U					4510	PTF20TT	4716	ITF20TT	5331	ITF20	0.035
1987	V8-5.0	H		5035	T20PR-U					4510	PTF20TT	4716	ITF20TT	5331	ITF20	0.035
R3500 TRUCK																
1991-1987	V8-5.7	K		5035	T20PR-U					4510	PTF20TT	4716	ITF20TT	5331	ITF20	0.035
1991-1987	V8-7.4	N		5035	T20PR-U					4510	PTF20TT	4716	ITF20TT	5331	ITF20	0.035
1989-1987	V8-7.4	W		5029	T16R-U					4509	PTF16TT	4715	ITF16TT	5330	ITF16	0.035
1988-1987	L6-4.8	T		5029	T16R-U					4509	PTF16TT	4715	ITF16TT	5330	ITF16	0.035
1988-1987	V8-5.7	M		5026	T16PR-U11					4509	PTF16TT	4715	ITF16TT	5330	ITF16	0.044
S15																
1990-1988	V6-4.3	Z		5035	T20PR-U					4510	PTF20TT	4716	ITF20TT	5331	ITF20	0.035
1990-1986	V6-2.8	R		5036	T20PR-U11					4510	PTF20TT	4716	ITF20TT	5331	ITF20	0.044
1990-1985	L4-2.5	E		5037	T20PR-U15					4510	PTF20TT	4716	ITF20TT	5331	ITF20	0.060
1985-1982	L4-1.9	A		3212	W20EXR-U11	3238	P20R11			4502	PW20TT	4709	IW20TT	5306	IW20	0.044
1985-1982	V6-2.8	B		5036	T20PR-U11					4510	PTF20TT	4716	ITF20TT	5331	ITF20	0.044
1984-1983	L4-2.0	Y		5035	T20PR-U					4510	PTF20TT	4716	ITF20TT	5331	ITF20	0.035
S15 JIMMY																
1991-1988	V6-4.3	Z		5035	T20PR-U					4510	PTF20TT	4716	ITF20TT	5331	ITF20	0.035
1989-1986	V6-2.8	R		5036	T20PR-U11					4510	PTF20TT	4716	ITF20TT	5331	ITF20	0.044
1988-1985	L4-2.5	E		5037	T20PR-U15					4510	PTF20TT	4716	ITF20TT	5331	ITF20	0.060
1985-1983	V6-2.8	B		5036	T20PR-U11					4510	PTF20TT	4716	ITF20TT	5331	ITF20	0.044
1984-1983	L4-1.9	A		3212	W20EXR-U11	3238	P20R11			4502	PW20TT	4709	IW20TT	5306	IW20	0.044
1984-1983	L4-2.0	Y		5035	T20PR-U					4510	PTF20TT	4716	ITF20TT	5331	ITF20	0.035
SAFARI																
2005-2002	V6-4.3	X		5023	T16EPR-U15	5070	PT16EPR-L13			4511	PT16TT	4713	IT16TT	5325	IT16	0.050
2001-1996	V6-4.3	W		5023	T16EPR-U15	5070	PT16EPR-L13			4511	PT16TT	4713	IT16TT	5325	IT16	0.050
1995-1992	V6-4.3	W		5035	T20PR-U					4510	PTF20TT	4716	ITF20TT	5331	ITF20	0.035
1994-1986	V6-4.3	Z		5035	T20PR-U					4510	PTF20TT	4716	ITF20TT	5331	ITF20	0.035
1991-1990	V6-4.3	B		5035	T20PR-U					4510	PTF20TT	4716	ITF20TT	5331	ITF20	0.035
1990-1985	L4-2.5	E		5037	T20PR-U15					4510	PTF20TT	4716	ITF20TT	5331	ITF20	0.060
1985	V6-4.3	N		5035	T20PR-U					4510	PTF20TT	4716	ITF20TT	5331	ITF20	0.035
SAVANA 1500																
2014-2013	V8-5.3	LMF						5090	ZTJ16R10	4511	PT16TT	4713	IT16TT	5325	IT16	0.040
2014	V6-4.3	X								4513	PTV16TT	4718	ITV16TT	5338	ITV16	0.040



YEAR ANNEE AÑO	CYL	ENGINE MOTEUR MOTOR	NOTES/NOTAS	OE Types						Twin-Tip (TT) Technology				High Performance		GAP ECART. BRECHA
				U-GROOVE (Standard)		DOUBLE PLATINUM		IRIDIUM LONG-LIFE		PLATINUM TT		IRIDIUM TT		IRIDIUM POWER / IRIDIUM RACING		
				STOCK STOCK BOLSA	PLUG BOUGIE BUJIA	STOCK STOCK BOLSA	PLUG BOUGIE BUJIA	STOCK STOCK BOLSA	PLUG BOUGIE BUJIA	STOCK STOCK BOLSA	PLUG BOUGIE BUJIA	STOCK STOCK BOLSA	PLUG BOUGIE BUJIA	STOCK STOCK BOLSA	PLUG BOUGIE BUJIA	
GMC [continued]																
SAVANA 1500 [continued]																
2013	V6-4.3	LU3				5070	PT16EPR-L13			4511	PT16TT	4713	IT16TT	5325	IT16	0.050
2012-2011	V8-5.3	LMF						5090	ZTJ16R10			4713	IT16TT	5325	IT16	0.040
2012	V6-4.3	-										4713	IT16TT	5325	IT16	0.040
2011	V6-4.3	X										4713	IT16TT	5325	IT16	0.040
2010-2009	V8-5.3	LMF						5090	ZTJ16R10	4511	PT16TT	4713	IT16TT	5325	IT16	0.040
2010	V6-4.3	X								4511	PT16TT	4713	IT16TT	5325	IT16	0.040
2009-2007	V6-4.3	X		5023	T16EPR-U15	5070	PT16EPR-L13			4511	PT16TT	4713	IT16TT	5325	IT16	0.050
2007-2003	V8-5.3	T						5090	ZTJ16R10	4511	PT16TT	4713	IT16TT	5325	IT16	0.040
2007	V8-5.3	L59						5090	ZTJ16R10	4511	PT16TT	4713	IT16TT	5325	IT16	0.040
2006	V6-4.3	X		5023	T16EPR-U15	5070	PT16EPR-L13			4511	PT16TT	4713	IT16TT	5325	IT16	0.060
2005-2003	V6-4.3	X		5023	T16EPR-U15	5070	PT16EPR-L13			4511	PT16TT	4713	IT16TT	5325	IT16	0.050
2002-1996	V6-4.3	W		5023	T16EPR-U15	5070	PT16EPR-L13			4511	PT16TT	4713	IT16TT	5325	IT16	0.050
2002-1996	V8-5.0	M		5023	T16EPR-U15	5070	PT16EPR-L13			4511	PT16TT	4713	IT16TT	5325	IT16	0.050
2002-1996	V8-5.7	R		5023	T16EPR-U15	5070	PT16EPR-L13			4511	PT16TT	4713	IT16TT	5325	IT16	0.050
SAVANA 2500																
2015-2013	V8-6.0	L96						5090	ZTJ16R10	4511	PT16TT	4713	IT16TT	5325	IT16	0.040
2015-2013	V8-6.0	LC8						5090	ZTJ16R10	4511	PT16TT	4713	IT16TT	5325	IT16	0.040
2014-2013	V8-4.8	L20						5090	ZTJ16R10	4511	PT16TT	4713	IT16TT	5325	IT16	0.040
2012-2011	V8-4.8	L20						5090	ZTJ16R10			4713	IT16TT	5325	IT16	0.040
2012-2011	V8-6.0	L96						5090	ZTJ16R10			4713	IT16TT	5325	IT16	0.040
2012-2011	V8-6.0	LC8						5090	ZTJ16R10			4713	IT16TT	5325	IT16	0.040
2010	V8-4.8	L20						5090	ZTJ16R10	4511	PT16TT	4713	IT16TT	5325	IT16	0.040
2010	V8-6.0	L96						5090	ZTJ16R10	4511	PT16TT	4713	IT16TT	5325	IT16	0.040
2009-2008	V8-4.8	C						5090	ZTJ16R10	4511	PT16TT	4713	IT16TT	5325	IT16	0.040
2009-2008	V8-6.0	K						5090	ZTJ16R10	4511	PT16TT	4713	IT16TT	5325	IT16	0.040
2007-2003	V8-4.8	V						5090	ZTJ16R10	4511	PT16TT	4713	IT16TT	5325	IT16	0.040
2007-2003	V8-6.0	U						5090	ZTJ16R10	4511	PT16TT	4713	IT16TT	5325	IT16	0.040
2005-2003	V6-4.3	X		5023	T16EPR-U15	5070	PT16EPR-L13			4511	PT16TT	4713	IT16TT	5325	IT16	0.050
2005-2003	V8-5.3	T						5090	ZTJ16R10	4511	PT16TT	4713	IT16TT	5325	IT16	0.040
2002-1996	V6-4.3	W		5023	T16EPR-U15	5070	PT16EPR-L13			4511	PT16TT	4713	IT16TT	5325	IT16	0.050
2002-1996	V8-5.0	M		5023	T16EPR-U15	5070	PT16EPR-L13			4511	PT16TT	4713	IT16TT	5325	IT16	0.050
2002-1996	V8-5.7	R		5023	T16EPR-U15	5070	PT16EPR-L13			4511	PT16TT	4713	IT16TT	5325	IT16	0.050
SAVANA 3500																
2015-2013	V8-6.0	L96						5090	ZTJ16R10	4511	PT16TT	4713	IT16TT	5325	IT16	0.040
2015-2013	V8-6.0	LC8						5090	ZTJ16R10	4511	PT16TT	4713	IT16TT	5325	IT16	0.040
2014-2013	V8-4.8	L20						5090	ZTJ16R10	4511	PT16TT	4713	IT16TT	5325	IT16	0.040
2012-2011	V8-4.8	L20						5090	ZTJ16R10			4713	IT16TT	5325	IT16	0.040
2012-2011	V8-6.0	L96						5090	ZTJ16R10			4713	IT16TT	5325	IT16	0.040
2012-2011	V8-6.0	LC8						5090	ZTJ16R10			4713	IT16TT	5325	IT16	0.040
2010	V8-4.8	L20						5090	ZTJ16R10	4511	PT16TT	4713	IT16TT	5325	IT16	0.040
2010	V8-6.0	L96						5090	ZTJ16R10	4511	PT16TT	4713	IT16TT	5325	IT16	0.040



YEAR ANNEE AÑO	CYL	ENGINE MOTEUR MOTOR	NOTES/NOTAS	OE Types						Twin-Tip (TT) Technology				High Performance		GAP ECART. BRECHA
				U-GROOVE (Standard)		DOUBLE PLATINUM		IRIDIUM LONG-LIFE		PLATINUM TT		IRIDIUM TT		IRIDIUM POWER / IRIDIUM RACING		
				STOCK STOCK BOLSA	PLUG BOUGIE BUJIA	STOCK STOCK BOLSA	PLUG BOUGIE BUJIA	STOCK STOCK BOLSA	PLUG BOUGIE BUJIA	STOCK STOCK BOLSA	PLUG BOUGIE BUJIA	STOCK STOCK BOLSA	PLUG BOUGIE BUJIA	STOCK STOCK BOLSA	PLUG BOUGIE BUJIA	
GMC [continued]																
SAVANA 3500 [continued]																
2009-2008	V8-4.8	C						5090	ZTJ16R10	4511	PT16TT	4713	IT16TT	5325	IT16	0.040
2009-2008	V8-6.0	K						5090	ZTJ16R10	4511	PT16TT	4713	IT16TT	5325	IT16	0.040
2007-2004	V8-4.8	V						5090	ZTJ16R10	4511	PT16TT	4713	IT16TT	5325	IT16	0.040
2007-2003	V8-6.0	U						5090	ZTJ16R10	4511	PT16TT	4713	IT16TT	5325	IT16	0.040
2002-2001	V8-8.1	G						5071	TJ14R-P15	4511	PT16TT	4713	IT16TT	5325	IT16	0.060
2002-1996	V8-5.7	R		5023	T16EPR-U15	5070	PT16EPR-L13			4511	PT16TT	4713	IT16TT	5325	IT16	0.050
2000-1996	V8-7.4	J		5023	T16EPR-U15	5070	PT16EPR-L13			4511	PT16TT	4713	IT16TT	5325	IT16	0.050
SAVANA 4500																
2015-2013	V8-6.0	L96						5090	ZTJ16R10	4511	PT16TT	4713	IT16TT	5325	IT16	0.040
2015-2013	V8-6.0	LC8						5090	ZTJ16R10	4511	PT16TT	4713	IT16TT	5325	IT16	0.040
2012-2010	V8-6.0	L96						5090	ZTJ16R10			4713	IT16TT	5325	IT16	0.040
2009	V8-6.0	K						5090	ZTJ16R10			4713	IT16TT	5325	IT16	0.040
SIERRA 1500																
2015-2014	V6-4.3	LV3								4513	PTV16TT	4718	ITV16TT	5338	ITV16	0.040
2015-2014	V8-5.3	L83								4513	PTV16TT	4718	ITV16TT	5338	ITV16	0.040
2015-2014	V8-6.2	L86								4513	PTV16TT	4718	ITV16TT	5338	ITV16	0.040
2013	V6-4.3	X					5070	PT16EPR-L13		4511	PT16TT	4713	IT16TT	5325	IT16	0.050
2013	V8-4.8	L20						5090	ZTJ16R10	4511	PT16TT	4713	IT16TT	5325	IT16	0.040
2013	V8-5.3	LC9						5090	ZTJ16R10	4511	PT16TT	4713	IT16TT	5325	IT16	0.040
2013	V8-5.3	LMG						5090	ZTJ16R10	4511	PT16TT	4713	IT16TT	5325	IT16	0.040
2013	V8-6.0	LZ1						5090	ZTJ16R10	4511	PT16TT	4713	IT16TT	5325	IT16	0.040
2013	V8-6.2	L9H						5090	ZTJ16R10	4511	PT16TT	4713	IT16TT	5325	IT16	0.040
2012-2011	V8-4.8	L20						5090	ZTJ16R10			4713	IT16TT	5325	IT16	0.040
2012-2011	V8-5.3	LC9						5090	ZTJ16R10			4713	IT16TT	5325	IT16	0.040
2012-2011	V8-5.3	LMG						5090	ZTJ16R10			4713	IT16TT	5325	IT16	0.040
2012-2011	V8-6.0	LZ1						5090	ZTJ16R10			4713	IT16TT	5325	IT16	0.040
2012-2011	V8-6.2	L9H						5090	ZTJ16R10			4713	IT16TT	5325	IT16	0.040
2012	V6-4.3	-										4713	IT16TT	5325	IT16	0.040
2011	V6-4.3	X										4713	IT16TT	5325	IT16	0.040
2010-2009	V8-6.2	Z						5090	ZTJ16R10			4713	IT16TT	5325	IT16	0.040
2010-2009	V8-6.2	L9H						5090	ZTJ16R10	4511	PT16TT	4713	IT16TT	5325	IT16	0.040
2010-2007	V8-5.3	LC9						5090	ZTJ16R10	4511	PT16TT	4713	IT16TT	5325	IT16	0.040
2010-2007	V8-5.3	LMG						5090	ZTJ16R10	4511	PT16TT	4713	IT16TT	5325	IT16	0.040
2010-2007	V8-6.2									4511	PT16TT					0.040
2010	V6-4.3	X								4511	PT16TT	4713	IT16TT	5325	IT16	0.040
2010	V8-4.8	L20						5090	ZTJ16R10	4511	PT16TT	4713	IT16TT	5325	IT16	0.040
2010	V8-6.0	LZ1						5090	ZTJ16R10	4511	PT16TT	4713	IT16TT	5325	IT16	0.040
2009-2007	V6-4.3	X		5023	T16EPR-U15	5070	PT16EPR-L13			4511	PT16TT	4713	IT16TT	5325	IT16	0.050
2009-2007	V8-4.8	C						5090	ZTJ16R10	4511	PT16TT	4713	IT16TT	5325	IT16	0.040
2009-2007	V8-5.3	M						5090	ZTJ16R10	4511	PT16TT	4713	IT16TT	5325	IT16	0.040
2009-2007	V8-5.3	LY5						5090	ZTJ16R10	4511	PT16TT	4713	IT16TT	5325	IT16	0.040



YEAR ANNEE AÑO	CYL	ENGINE MOTEUR MOTOR	NOTES/NOTAS	OE Types						Twin-Tip (TT) Technology				High Performance		GAP ECART. BRECHA	
				U-GROOVE (Standard)		DOUBLE PLATINUM		IRIDIUM LONG-LIFE		PLATINUM TT		IRIDIUM TT		IRIDIUM POWER / IRIDIUM RACING			
				STOCK STOCK BOLSA	PLUG BOUGIE BUJIA	STOCK STOCK BOLSA	PLUG BOUGIE BUJIA	STOCK STOCK BOLSA	PLUG BOUGIE BUJIA	STOCK STOCK BOLSA	PLUG BOUGIE BUJIA	STOCK STOCK BOLSA	PLUG BOUGIE BUJIA	STOCK STOCK BOLSA	PLUG BOUGIE BUJIA		
GMC [continued]																	
SIERRA 1500 [continued]																	
2009-2007	V8-6.0	L76							5090	ZTJ16R10	4511	PT16TT	4713	IT16TT	5325	IT16	0.040
2009	V8-6.0	LFA							5090	ZTJ16R10	4511	PT16TT	4713	IT16TT	5325	IT16	0.040
2008-2007	V8-6.2	8							5090	ZTJ16R10			4713	IT16TT	5325	IT16	0.040
2007-2006	V8-5.3	L59							5090	ZTJ16R10	4511	PT16TT	4713	IT16TT	5325	IT16	0.040
2007-2006	V8-6.0	N							5090	ZTJ16R10	4511	PT16TT	4713	IT16TT	5325	IT16	0.040
2007-2005	V8-5.3	B							5090	ZTJ16R10	4511	PT16TT	4713	IT16TT	5325	IT16	0.040
2007-2002	V8-6.0										4511	PT16TT					0.040
2007-2000	V8-4.8	V							5090	ZTJ16R10	4511	PT16TT	4713	IT16TT	5325	IT16	0.040
2007-2000	V8-5.3	T							5090	ZTJ16R10	4511	PT16TT	4713	IT16TT	5325	IT16	0.040
2007	V8-6.0	Y							5090	ZTJ16R10			4713	IT16TT	5325	IT16	0.040
2006	V6-4.3	X	SL,	5023	T16EPR-U15	5070	PT16EPR-L13				4511	PT16TT	4713	IT16TT	5325	IT16	0.060
2006	V6-4.3	X	WT,						5090	ZTJ16R10	4511	PT16TT	4713	IT16TT	5325	IT16	0.040
2005-2002	V6-4.3	X		5023	T16EPR-U15	5070	PT16EPR-L13				4511	PT16TT	4713	IT16TT	5325	IT16	0.050
2005-2002	V8-5.3	Z							5090	ZTJ16R10	4511	PT16TT	4713	IT16TT	5325	IT16	0.040
2005	V8-6.0	N							5090	ZTJ16R10			4713	IT16TT	5325	IT16	0.040
2004-2002	V8-6.0	U							5090	ZTJ16R10			4713	IT16TT	5325	IT16	0.040
2002-1999	V6-4.3	W		5023	T16EPR-U15	5070	PT16EPR-L13				4511	PT16TT	4713	IT16TT	5325	IT16	0.050
1999	V8-4.8	V		5023	T16EPR-U15	5070	PT16EPR-L13				4511	PT16TT	4713	IT16TT	5325	IT16	0.050
1999	V8-5.3	T		5023	T16EPR-U15	5070	PT16EPR-L13				4511	PT16TT	4713	IT16TT	5325	IT16	0.050
SIERRA 1500 HD																	
2007-2005	V8-6.0	U							5090	ZTJ16R10	4511	PT16TT	4713	IT16TT	5325	IT16	0.040
2003-2001	V8-6.0	U							5090	ZTJ16R10	4511	PT16TT	4713	IT16TT	5325	IT16	0.040
SIERRA 2500																	
2004-2003	V8-6.0	U							5090	ZTJ16R10	4511	PT16TT	4713	IT16TT	5325	IT16	0.040
2002	V8-6.0	U	Bi-Fuel, CNG Engines,						5090	ZTJ16R10	4511	PT16TT	4713	IT16TT	5325	IT16	0.040
2002	V8-6.0	U	Gas Engine,						5090	ZTJ16R10	4511	PT16TT	4713	IT16TT	5325	IT16	0.040
2001-2000	V8-6.0	U							5090	ZTJ16R10	4511	PT16TT	4713	IT16TT	5325	IT16	0.040
2000	V8-5.3	T							5090	ZTJ16R10	4511	PT16TT	4713	IT16TT	5325	IT16	0.040
1999	V8-5.3	T		5023	T16EPR-U15	5070	PT16EPR-L13				4511	PT16TT	4713	IT16TT	5325	IT16	0.050
1999	V8-6.0	U		5023	T16EPR-U15	5070	PT16EPR-L13				4511	PT16TT	4713	IT16TT	5325	IT16	0.050
SIERRA 2500 HD																	
2015-2013	V8-6.0	L96							5090	ZTJ16R10	4511	PT16TT	4713	IT16TT	5325	IT16	0.040
2015-2013	V8-6.0	LC8							5090	ZTJ16R10	4511	PT16TT	4713	IT16TT	5325	IT16	0.040
2012-2011	V8-6.0	L96							5090	ZTJ16R10			4713	IT16TT	5325	IT16	0.040
2010-2007	V8-6.0	K							5090	ZTJ16R10	4511	PT16TT	4713	IT16TT	5325	IT16	0.040
2010	V8-6.0	L96							5090	ZTJ16R10	4511	PT16TT	4713	IT16TT	5325	IT16	0.040
2007-2003	V8-6.0	U							5090	ZTJ16R10	4511	PT16TT	4713	IT16TT	5325	IT16	0.040
2007-2001	V8-8.1	G				5071	TJ14R-P15				4511	PT16TT	4713	IT16TT	5325	IT16	0.060
2002	V8-6.0	U	Bi-Fuel, CNG Engines,						5090	ZTJ16R10	4511	PT16TT	4713	IT16TT	5325	IT16	0.040



YEAR ANNEE AÑO	CYL	ENGINE MOTEUR MOTOR	NOTES/NOTAS	OE Types						Twin-Tip (TT) Technology				High Performance		GAP ECART. BRECHA		
				U-GROOVE (Standard)		DOUBLE PLATINUM		IRIDIUM LONG-LIFE		PLATINUM TT		IRIDIUM TT		IRIDIUM POWER / IRIDIUM RACING				
				STOCK STOCK BOLSA	PLUG BOUGIE BUJIA	STOCK STOCK BOLSA	PLUG BOUGIE BUJIA	STOCK STOCK BOLSA	PLUG BOUGIE BUJIA	STOCK STOCK BOLSA	PLUG BOUGIE BUJIA	STOCK STOCK BOLSA	PLUG BOUGIE BUJIA	STOCK STOCK BOLSA	PLUG BOUGIE BUJIA			
GMC [continued]																		
SIERRA 2500 HD [continued]																		
2002	V8-6.0	U	Gas Engine,							5090	ZTJ16R10	4511	PT16TT	4713	IT16TT	5325	IT16	0.040
2001	V8-6.0	U								5090	ZTJ16R10	4511	PT16TT	4713	IT16TT	5325	IT16	0.040
SIERRA 3500																		
2007-2001	V8-6.0	U								5090	ZTJ16R10	4511	PT16TT	4713	IT16TT	5325	IT16	0.040
2007-2001	V8-8.1	G				5071	TJ14R-P15					4511	PT16TT	4713	IT16TT	5325	IT16	0.060
SIERRA 3500 HD																		
2015-2013	V8-6.0	L96								5090	ZTJ16R10	4511	PT16TT	4713	IT16TT	5325	IT16	0.040
2012-2011	V8-6.0	L96								5090	ZTJ16R10			4713	IT16TT	5325	IT16	0.040
2010-2007	V8-6.0	K								5090	ZTJ16R10	4511	PT16TT	4713	IT16TT	5325	IT16	0.040
2010	V8-6.0	L96								5090	ZTJ16R10	4511	PT16TT	4713	IT16TT	5325	IT16	0.040
SONOMA																		
2004-2003	V6-4.3	X			5023	T16EPR-U15	5070	PT16EPR-L13				4511	PT16TT	4713	IT16TT	5325	IT16	0.050
2003	L4-2.2	H			5023	T16EPR-U15	5070	PT16EPR-L13				4511	PT16TT	4713	IT16TT	5325	IT16	0.050
2002-2000	L4-2.2	5			5023	T16EPR-U15	5070	PT16EPR-L13				4511	PT16TT	4713	IT16TT	5325	IT16	0.050
2002-1996	V6-4.3	W			5023	T16EPR-U15	5070	PT16EPR-L13				4511	PT16TT	4713	IT16TT	5325	IT16	0.050
2000-1996	L4-2.2	4			5023	T16EPR-U15	5070	PT16EPR-L13				4511	PT16TT	4713	IT16TT	5325	IT16	0.050
1999-1996	V6-4.3	X			5023	T16EPR-U15	5070	PT16EPR-L13				4511	PT16TT	4713	IT16TT	5325	IT16	0.050
1995-1994	L4-2.2	4			5037	T20PR-U15						4510	PTF20TT	4716	ITF20TT	5331	ITF20	0.060
1995-1992	V6-4.3	W			5035	T20PR-U						4510	PTF20TT	4716	ITF20TT	5331	ITF20	0.035
1995-1991	V6-4.3	Z			5035	T20PR-U						4510	PTF20TT	4716	ITF20TT	5331	ITF20	0.035
1993-1991	L4-2.5	A			5037	T20PR-U15						4510	PTF20TT	4716	ITF20TT	5331	ITF20	0.060
1993-1991	V6-2.8	R			5036	T20PR-U11						4510	PTF20TT	4716	ITF20TT	5331	ITF20	0.044
1991	L4-2.5	E			5037	T20PR-U15						4510	PTF20TT	4716	ITF20TT	5331	ITF20	0.060
SPRINT																		
1977-1976	L6-4.1	D			5020	T14PR-U												0.035
1977-1976	V8-5.7	L			5026	T16PR-U11						4509	PTF16TT	4715	ITF16TT	5330	ITF16	0.044
1977	V8-5.0	U			5026	T16PR-U11						4509	PTF16TT	4715	ITF16TT	5330	ITF16	0.044
1976-1974	V8-6.6	U			5030	T16R-U15						4509	PTF16TT	4715	ITF16TT	5330	ITF16	0.060
1976	V8-5.0	Q			5026	T16PR-U11						4509	PTF16TT	4715	ITF16TT	5330	ITF16	0.044
1976	V8-5.7	V	Classic,		5029	T16R-U						4509	PTF16TT	4715	ITF16TT	5330	ITF16	0.035
1976	V8-5.7	V	Exc. Classic,		5026	T16PR-U11						4509	PTF16TT	4715	ITF16TT	5330	ITF16	0.044
1975-1974	V8-5.7	L			5029	T16R-U						4509	PTF16TT	4715	ITF16TT	5330	ITF16	0.035
1975-1973	V8-7.4	Y			5029	T16R-U						4509	PTF16TT	4715	ITF16TT	5330	ITF16	0.035
1975-1972	V8-5.7	H			5029	T16R-U						4509	PTF16TT	4715	ITF16TT	5330	ITF16	0.035
1975	L6-4.1	D			5029	T16R-U						4509	PTF16TT	4715	ITF16TT	5330	ITF16	0.035
1974	V8-6.6	R			5026	T16PR-U11						4509	PTF16TT	4715	ITF16TT	5330	ITF16	0.044
1973	V8-5.0	F			5035	T20PR-U						4510	PTF20TT	4716	ITF20TT	5331	ITF20	0.035
1973	V8-5.7	K			5029	T16R-U						4509	PTF16TT	4715	ITF16TT	5330	ITF16	0.035
1972-1971	V8-6.6				5025	T16PR-U						4509	PTF16TT	4715	ITF16TT	5330	ITF16	0.035
1972	L6-4.1	D			5029	T16R-U						4509	PTF16TT	4715	ITF16TT	5330	ITF16	0.035
1972	V8-5.0				5029	T16R-U						4509	PTF16TT	4715	ITF16TT	5330	ITF16	0.035



YEAR ANNEE AÑO	CYL	ENGINE MOTEUR MOTOR	NOTES/NOTAS	OE Types						Twin-Tip (TT) Technology				High Performance		GAP ECART. BRECHA		
				U-GROOVE (Standard)		DOUBLE PLATINUM		IRIDIUM LONG-LIFE		PLATINUM TT		IRIDIUM TT		IRIDIUM POWER / IRIDIUM RACING				
				STOCK STOCK BOLSA	PLUG BOUCIE BUJIA	STOCK STOCK BOLSA	PLUG BOUCIE BUJIA	STOCK STOCK BOLSA	PLUG BOUCIE BUJIA	STOCK STOCK BOLSA	PLUG BOUCIE BUJIA	STOCK STOCK BOLSA	PLUG BOUCIE BUJIA	STOCK STOCK BOLSA	PLUG BOUCIE BUJIA			
GMC [continued]																		
SPRINT [continued]																		
1972	V8-5.7	J		5029	T16R-U							4509	PTF16TT	4715	ITF16TT	5330	ITF16	0.035
1972	V8-7.4	W		5029	T16R-U							4509	PTF16TT	4715	ITF16TT	5330	ITF16	0.035
1971	L6-4.1			3031	W16EXR-U	3004	P16R					4501	PW16TT	4708	IW16TT	5305	IW16	0.032
1971	V8-5.0			3031	W16EXR-U	3004	P16R					4501	PW16TT	4708	IW16TT	5305	IW16	0.032
1971	V8-5.7			3075	W20S-U													0.027
1971	V8-7.4			5029	T16R-U							4509	PTF16TT	4715	ITF16TT	5330	ITF16	0.035
SUBURBAN																		
1967-1966	L6-4.1			3031	W16EXR-U	3004	P16R					4501	PW16TT	4708	IW16TT	5305	IW16	0.032
1967-1966	L6-4.8			3057	W20ESR-U									4709	IW20TT	5306	IW20	0.032
1967-1966	V6-5.0			3037	W16PR-U													0.027
1967-1963	L6-3.8			3031	W16EXR-U	3004	P16R					4501	PW16TT	4708	IW16TT	5305	IW16	0.032
1967	V8-5.3			3075	W20S-U													0.027
1963	L4-2.5			3057	W20ESR-U									4709	IW20TT	5306	IW20	0.032
SYCLONE																		
1991	V6-4.3	Z	T	5035	T20PR-U							4510	PTF20TT	4716	ITF20TT	5331	ITF20	0.035
TERRAIN																		
2015-2013	L4-2.4	LEA										4513	PTV16TT	4718	ITV16TT	5338	ITV16	0.040
2015-2013	V6-3.6	LFX												4719	ITV20TT	5339	ITV20	0.040
2012-2011	V6-3.0	LFW												4719	ITV20TT	5339	ITV20	0.040
2012	L4-2.4	LEA												4718	ITV16TT	5338	ITV16	0.040
2011	L4-2.4	LAF												4718	ITV16TT	5338	ITV16	0.040
2010	L4-2.4	LAF										4513	PTV16TT	4718	ITV16TT	5338	ITV16	0.040
2010	V6-3.0	LF1												4719	ITV20TT	5339	ITV20	0.040
TRUCK TRUCK																		
1955-1954	L6-4.1			3031	W16EXR-U	3004	P16R					4501	PW16TT	4708	IW16TT	5305	IW16	0.032
TYPHOON																		
1993-1992	V6-4.3	Z	T	5035	T20PR-U							4510	PTF20TT	4716	ITF20TT	5331	ITF20	0.035
V1500 SUBURBAN																		
1991-1987	V8-5.7	K		5035	T20PR-U							4510	PTF20TT	4716	ITF20TT	5331	ITF20	0.035
V1500 TRUCK																		
1987	V6-4.3	Z		5035	T20PR-U							4510	PTF20TT	4716	ITF20TT	5331	ITF20	0.035
1987	V8-5.0	H		5035	T20PR-U							4510	PTF20TT	4716	ITF20TT	5331	ITF20	0.035
1987	V8-5.7	K		5035	T20PR-U							4510	PTF20TT	4716	ITF20TT	5331	ITF20	0.035
V2500 SUBURBAN																		
1991-1987	V8-5.7	K		5035	T20PR-U							4510	PTF20TT	4716	ITF20TT	5331	ITF20	0.035
V2500 TRUCK																		
1987	L6-4.8	T		5029	T16R-U							4509	PTF16TT	4715	ITF16TT	5330	ITF16	0.035
1987	V8-5.7	K		5035	T20PR-U							4510	PTF20TT	4716	ITF20TT	5331	ITF20	0.035
V3500 TRUCK																		
1991-1987	V8-5.7	K		5035	T20PR-U							4510	PTF20TT	4716	ITF20TT	5331	ITF20	0.035



YEAR ANNEE AÑO	CYL	ENGINE MOTEUR MOTOR	NOTES/NOTAS	OE Types						Twin-Tip (TT) Technology				High Performance		GAP ECART. BRECHA
				U-GROOVE (Standard)		DOUBLE PLATINUM		IRIDIUM LONG-LIFE		PLATINUM TT		IRIDIUM TT		IRIDIUM POWER / IRIDIUM RACING		
				STOCK STOCK BOLSA	PLUG BOUGIE BUJIA	STOCK STOCK BOLSA	PLUG BOUGIE BUJIA	STOCK STOCK BOLSA	PLUG BOUGIE BUJIA	STOCK STOCK BOLSA	PLUG BOUGIE BUJIA	STOCK STOCK BOLSA	PLUG BOUGIE BUJIA	STOCK STOCK BOLSA	PLUG BOUGIE BUJIA	
GMC [continued]																
V3500 TRUCK [continued]																
1991-1987	V8-7.4	N		5035	T20PR-U					4510	PTF20TT	4716	ITF20TT	5331	ITF20	0.035
1989-1987	V8-7.4	W		5029	T16R-U					4509	PTF16TT	4715	ITF16TT	5330	ITF16	0.035
1988-1987	L6-4.8	T		5029	T16R-U					4509	PTF16TT	4715	ITF16TT	5330	ITF16	0.035
1988-1987	V8-5.7	M		5026	T16PR-U11					4509	PTF16TT	4715	ITF16TT	5330	ITF16	0.044
YUKON																
2015	V8-5.3	L83								4513	PTV16TT	4718	ITV16TT	5338	ITV16	0.040
2015	V8-6.2	L86								4513	PTV16TT	4718	ITV16TT	5338	ITV16	0.040
2014-2013	V8-5.3	LMG						5090	ZTJ16R10	4511	PT16TT	4713	IT16TT	5325	IT16	0.040
2014-2013	V8-6.2	L94						5090	ZTJ16R10	4511	PT16TT	4713	IT16TT	5325	IT16	0.040
2013	V8-6.0	LZ1						5090	ZTJ16R10	4511	PT16TT	4713	IT16TT	5325	IT16	0.040
2012-2011	V8-5.3	LMG						5090	ZTJ16R10			4713	IT16TT	5325	IT16	0.040
2012-2011	V8-6.0	LZ1						5090	ZTJ16R10			4713	IT16TT	5325	IT16	0.040
2012-2011	V8-6.2	L94						5090	ZTJ16R10			4713	IT16TT	5325	IT16	0.040
2010-2007	V8-5.3	LMG						5090	ZTJ16R10	4511	PT16TT	4713	IT16TT	5325	IT16	0.040
2010	V8-5.3	LC9						5090	ZTJ16R10	4511	PT16TT	4713	IT16TT	5325	IT16	0.040
2010	V8-6.0	LZ1						5090	ZTJ16R10	4511	PT16TT	4713	IT16TT	5325	IT16	0.040
2010	V8-6.2	L94						5090	ZTJ16R10	4511	PT16TT	4713	IT16TT	5325	IT16	0.040
2009-2008	V8-6.0	LFA						5090	ZTJ16R10	4511	PT16TT	4713	IT16TT	5325	IT16	0.040
2009-2007	V8-4.8	C						5090	ZTJ16R10	4511	PT16TT	4713	IT16TT	5325	IT16	0.040
2009-2007	V8-5.3	LY5						5090	ZTJ16R10	4511	PT16TT	4713	IT16TT	5325	IT16	0.040
2009	V8-5.3	LC9						5090	ZTJ16R10			4713	IT16TT	5325	IT16	0.040
2009	V8-6.2	L9H						5090	ZTJ16R10	4511	PT16TT	4713	IT16TT	5325	IT16	0.040
2008-2007	V8-6.2	L92						5090	ZTJ16R10	4511	PT16TT	4713	IT16TT	5325	IT16	0.040
2006-2005	V8-5.3	L59						5090	ZTJ16R10	4511	PT16TT	4713	IT16TT	5325	IT16	0.040
2006-2002	V8-4.8	V						5090	ZTJ16R10	4511	PT16TT	4713	IT16TT	5325	IT16	0.040
2006-2002	V8-5.3	T						5090	ZTJ16R10	4511	PT16TT	4713	IT16TT	5325	IT16	0.040
2006-2002	V8-6.0	U						5090	ZTJ16R10	4511	PT16TT	4713	IT16TT	5325	IT16	0.040
2004-2002	V8-5.3	Z						5090	ZTJ16R10	4511	PT16TT	4713	IT16TT	5325	IT16	0.040
2001	V8-4.8	V						5090	ZTJ16R10	4511	PT16TT	4713	IT16TT	5325	IT16	0.040
2001	V8-5.3	T						5090	ZTJ16R10	4511	PT16TT	4713	IT16TT	5325	IT16	0.040
2001	V8-6.0	U						5090	ZTJ16R10	4511	PT16TT	4713	IT16TT	5325	IT16	0.040
2000-1998	V8-5.7	R		5023	T16EPR-U15	5070	PT16EPR-L13			4511	PT16TT	4713	IT16TT	5325	IT16	0.050
2000	V8-4.8	V						5090	ZTJ16R10	4511	PT16TT	4713	IT16TT	5325	IT16	0.040
2000	V8-5.3	T						5090	ZTJ16R10	4511	PT16TT	4713	IT16TT	5325	IT16	0.040
1997-1996	V8-5.7	R		5035	T20PR-U					4510	PTF20TT	4716	ITF20TT	5331	ITF20	0.035
1995-1994	V8-5.7	K		5035	T20PR-U					4510	PTF20TT	4716	ITF20TT	5331	ITF20	0.035
1993	V8-5.7	K		5035	T20PR-U					4510	PTF20TT	4716	ITF20TT	5331	ITF20	0.035
1992	V8-5.7	K		5023	T16EPR-U15	5070	PT16EPR-L13			4511	PT16TT	4713	IT16TT	5325	IT16	0.050
YUKON XL																
2015	V8-5.3	L83								4513	PTV16TT	4718	ITV16TT	5338	ITV16	0.040
2015	V8-6.2	L86								4513	PTV16TT	4718	ITV16TT	5338	ITV16	0.040



YEAR ANNEE AÑO	CYL	ENGINE MOTEUR MOTOR	NOTES/NOTAS	OE Types						Twin-Tip (TT) Technology				High Performance		GAP ECART. BRECHA	
				U-GROOVE (Standard)		DOUBLE PLATINUM		IRIDIUM LONG-LIFE		PLATINUM TT		IRIDIUM TT		IRIDIUM POWER / IRIDIUM RACING			
				STOCK STOCK BOLSA	PLUG BOUGIE BUJIA	STOCK STOCK BOLSA	PLUG BOUGIE BUJIA	STOCK STOCK BOLSA	PLUG BOUGIE BUJIA	STOCK STOCK BOLSA	PLUG BOUGIE BUJIA	STOCK STOCK BOLSA	PLUG BOUGIE BUJIA	STOCK STOCK BOLSA	PLUG BOUGIE BUJIA		
GMC [continued]																	
YUKON XL 1500																	
2014-2013	V8-5.3	LC9							5090	ZTJ16R10	4511	PT16TT	4713	IT16TT	5325	IT16	0.040
2014-2013	V8-5.3	LMG							5090	ZTJ16R10	4511	PT16TT	4713	IT16TT	5325	IT16	0.040
2014-2013	V8-6.2	L94							5090	ZTJ16R10	4511	PT16TT	4713	IT16TT	5325	IT16	0.040
2013	V8-6.2	L9H							5090	ZTJ16R10	4511	PT16TT	4713	IT16TT	5325	IT16	0.040
2012-2011	V8-5.3	LC9							5090	ZTJ16R10			4713	IT16TT	5325	IT16	0.040
2012-2011	V8-5.3	LMG							5090	ZTJ16R10			4713	IT16TT	5325	IT16	0.040
2012-2011	V8-6.2	L94							5090	ZTJ16R10			4713	IT16TT	5325	IT16	0.040
2012-2011	V8-6.2	L9H							5090	ZTJ16R10			4713	IT16TT	5325	IT16	0.040
2010-2009	V8-6.2	L9H							5090	ZTJ16R10	4511	PT16TT	4713	IT16TT	5325	IT16	0.040
2010-2007	V8-5.3	LC9							5090	ZTJ16R10	4511	PT16TT	4713	IT16TT	5325	IT16	0.040
2010-2007	V8-5.3	LMG							5090	ZTJ16R10	4511	PT16TT	4713	IT16TT	5325	IT16	0.040
2010	V8-6.2	L94							5090	ZTJ16R10	4511	PT16TT	4713	IT16TT	5325	IT16	0.040
2009-2007	V8-5.3	LY5							5090	ZTJ16R10	4511	PT16TT	4713	IT16TT	5325	IT16	0.040
2009-2007	V8-6.0	L76							5090	ZTJ16R10	4511	PT16TT	4713	IT16TT	5325	IT16	0.040
2008-2007	V8-6.2	L92							5090	ZTJ16R10	4511	PT16TT	4713	IT16TT	5325	IT16	0.040
2006-2002	V8-6.0	U							5090	ZTJ16R10	4511	PT16TT	4713	IT16TT	5325	IT16	0.040
2006-2001	V8-6.0												4713	IT16TT	5325	IT16	0.040
2006	V8-5.3	L59							5090	ZTJ16R10	4511	PT16TT	4713	IT16TT	5325	IT16	0.040
2005-2002	V8-5.3	Z							5090	ZTJ16R10	4511	PT16TT	4713	IT16TT	5325	IT16	0.040
2005-2001	V8-5.3	T							5090	ZTJ16R10	4511	PT16TT	4713	IT16TT	5325	IT16	0.040
2001	V8-6.0	U				5070	PT16EPR-L13				4511	PT16TT	4713	IT16TT	5325	IT16	0.050
2000	V8-5.3	T									4511	PT16TT	4713	IT16TT	5325	IT16	0.040
YUKON XL 2500																	
2013	V8-6.0	L96							5090	ZTJ16R10	4511	PT16TT	4713	IT16TT	5325	IT16	0.040
2012-2011	V8-6.0	L96							5090	ZTJ16R10			4713	IT16TT	5325	IT16	0.040
2010	V8-6.0	L96							5090	ZTJ16R10	4511	PT16TT	4713	IT16TT	5325	IT16	0.040
2009-2007	V8-6.0	K							5090	ZTJ16R10	4511	PT16TT	4713	IT16TT	5325	IT16	0.040
2006-2001	V8-8.1	G				5071	TJ14R-P15				4511	PT16TT	4713	IT16TT	5325	IT16	0.060
2006-2000	V8-6.0	U							5090	ZTJ16R10	4511	PT16TT	4713	IT16TT	5325	IT16	0.040
HONDA																	
600																	
1972-1970	L2-0.6				4033	W24ESR-U									5316	IW24	0.032
ACCORD																	
2015-2014	L4-2.0	LFA1											4712	IXEH22TT			
2015-2014	V6-3.5	J35Y2							3461	SXU22HCR11S					5356	IXUH22I	0.044
2015-2013	L4-2.4	K24W1							3492	DXE22HQR-D11S			4712	IXEH22TT			0.044
2015-2013	V6-3.5	J35Y1							3461	SXU22HCR11S					5356	IXUH22I	0.044



YEAR ANNEE AÑO	CYL	ENGINE MOTEUR MOTOR	NOTES/NOTAS	OE Types						Twin-Tip (TT) Technology				High Performance		GAP ECART. BRECHA									
				U-GROOVE (Standard)		DOUBLE PLATINUM		IRIDIUM LONG-LIFE		PLATINUM TT		IRIDIUM TT		IRIDIUM POWER / IRIDIUM RACING											
				STOCK STOCK BOLSA	PLUG BOUGIE BUJIA	STOCK STOCK BOLSA	PLUG BOUGIE BUJIA	STOCK STOCK BOLSA	PLUG BOUGIE BUJIA	STOCK STOCK BOLSA	PLUG BOUGIE BUJIA	STOCK STOCK BOLSA	PLUG BOUGIE BUJIA	STOCK STOCK BOLSA	PLUG BOUGIE BUJIA										
HONDA [continued]																									
ACCORD [continued]																									
2012-2011	L4-2.4	K24Z2														3483	DXU22HCR-D11S					5356	IXUH22I	0.044	
2012-2011	L4-2.4	K24Z2														3461	SXU22HCR11S								0.044
2012-2010	V6-3.5	J35Z2														3461	SXU22HCR11S						5356	IXUH22I	0.044
2012-2008	V6-3.5	J35Z3														3461	SXU22HCR11S						5356	IXUH22I	0.044
2012	L4-2.4	K24Z3														3483	DXU22HCR-D11S						5356	IXUH22I	0.044
2012	L4-2.4	K24Z3														3461	SXU22HCR11S								0.044
2011	L4-2.4	K24Z3	EX,													3461	SXU22HCR11S						5356	IXUH22I	0.044
2011	L4-2.4	K24Z3	EX-L, LX-S,													3483	DXU22HCR-D11S								0.044
2010	L4-2.4	K24Z2														3461	SXU22HCR11S						5356	IXUH22I	0.044
2010	L4-2.4	K24Z3														3461	SXU22HCR11S						5356	IXUH22I	0.044
2009-2008	V6-3.5	J35Z2	Calif.,													3483	DXU22HCR-D11S								0.044
2009-2008	V6-3.5	J35Z2	Federal,													3461	SXU22HCR11S						5356	IXUH22I	0.044
2009	L4-2.4	K24Z2														3461	SXU22HCR11S								0.044
2009	L4-2.4	K24Z3														3461	SXU22HCR11S								0.044
2008	L4-2.4	K24Z2														3461	SXU22HCR11S						5356	IXUH22I	0.044
2008	L4-2.4	K24Z2	Calif.,													3483	DXU22HCR-D11S								0.044
2008	L4-2.4	K24Z3	Calif.,													3483	DXU22HCR-D11S								0.044
2008	L4-2.4	K24Z2	Calif.,													3461	SXU22HCR11S								0.044
2008	L4-2.4	K24Z3	Calif.,													3461	SXU22HCR11S								0.044
2007-2006	V6-3.0	J30A5		3374	KJ20DR-M11						4504	PK20TT	4702	IK20TT	5358	IK20L									0.044
2007-2006	V6-3.0	JNA1		3374	KJ20DR-M11						4504	PK20TT	4702	IK20TT	5358	IK20L									0.044
2007	L4-2.4	K24A8		3374	KJ20DR-M11						4504	PK20TT	4702	IK20TT	5358	IK20L									0.050
2006	L4-2.4	K24A8	Except LX,	3374	KJ20DR-M11						4504	PK20TT	4702	IK20TT	5358	IK20L									0.044
2006	L4-2.4	K24A8	LX,	3374	KJ20DR-M11						4504	PK20TT	4702	IK20TT	5358	IK20L									0.044
2005-2003	L4-2.4	K24A4		3374	KJ20DR-M11						4504	PK20TT	4702	IK20TT	5358	IK20L									0.044
2005-2003	V6-3.0	J30A4		3374	KJ20DR-M11						4504	PK20TT	4702	IK20TT	5358	IK20L									0.044
2005	L4-2.4	K24A4	DX, EX,	3374	KJ20DR-M11						4504	PK20TT	4702	IK20TT	5358	IK20L									0.050
2005	L4-2.4	K24A4	SE,										4702	IK20TT	5358	IK20L									0.050
2005	V6-3.0	JNA1									4504	PK20TT													0.044
2005	V6-3.0		Hybrid,	3374	KJ20DR-M11						4504	PK20TT													0.044
2004-2003	L4-2.4	K24A4	DX,	3374	KJ20DR-M11						4504	PK20TT	4702	IK20TT	5358	IK20L									0.050
2004-2003	L4-2.4	K24A4	EX,	3374	KJ20DR-M11						4504	PK20TT	4702	IK20TT	5358	IK20L									0.050
2002-1999	L4-2.3	F23A1		3132	KJ16CR-L11	3246	PKJ16CR-L11	3396	SKJ16CR-L11	4503	PK16TT	4701	IK16TT	5357	IK16L										0.044
2002-1999	L4-2.3	F23A4		3132	KJ16CR-L11	3246	PKJ16CR-L11	3396	SKJ16CR-L11	4503	PK16TT	4701	IK16TT	5357	IK16L										0.044
2002-1999	L4-2.3	F23A5		3132	KJ16CR-L11	3246	PKJ16CR-L11	3396	SKJ16CR-L11	4503	PK16TT	4701	IK16TT	5357	IK16L										0.044
2002-1999	V6-3.0	J30A1		3132	KJ16CR-L11	3246	PKJ16CR-L11	3396	SKJ16CR-L11	4503	PK16TT	4701	IK16TT	5357	IK16L										0.044
1998	L4-2.3	F23A1		3132	KJ16CR-L11	3246	PKJ16CR-L11	3396	SKJ16CR-L11	4503	PK16TT	4701	IK16TT	5357	IK16L										0.044



YEAR ANNEE AÑO	CYL	ENGINE MOTEUR MOTOR	NOTES/NOTAS	OE Types						Twin-Tip (TT) Technology				High Performance		GAP ECART. BRECHA
				U-GROOVE (Standard)		DOUBLE PLATINUM		IRIDIUM LONG-LIFE		PLATINUM TT		IRIDIUM TT		IRIDIUM POWER / IRIDIUM RACING		
				STOCK STOCK BOLSA	PLUG BOUGIE BUJIA	STOCK STOCK BOLSA	PLUG BOUGIE BUJIA	STOCK STOCK BOLSA	PLUG BOUGIE BUJIA	STOCK STOCK BOLSA	PLUG BOUGIE BUJIA	STOCK STOCK BOLSA	PLUG BOUGIE BUJIA	STOCK STOCK BOLSA	PLUG BOUGIE BUJIA	
HONDA [continued]																
ACCORD [continued]																
1998	L4-2.3	F23A4		3132	KJ16CR-L11	3246	PKJ16CR-L11	3396	SKJ16CR-L11	4503	PK16TT	4701	IK16TT	5357	IK16L	0.044
1998	L4-2.3	F23A5		3132	KJ16CR-L11	3246	PKJ16CR-L11	3396	SKJ16CR-L11	4503	PK16TT	4701	IK16TT	5357	IK16L	0.044
1998	V6-3.0	J30A1		3132	KJ16CR-L11	3246	PKJ16CR-L11	3396	SKJ16CR-L11	4503	PK16TT	4701	IK16TT	5357	IK16L	0.044
1997-1996	L4-2.2	F22B1	Exc. Value Package,	3169	KJ20CR-L11	3247	PKJ20CR-L11	3371	SKJ20CR-A8	4504	PK20TT	4702	IK20TT	5358	IK20L	0.044
1997-1996	L4-2.2	F22B2	Exc. Value Package,	3169	KJ20CR-L11	3247	PKJ20CR-L11	3371	SKJ20CR-A8	4504	PK20TT	4702	IK20TT	5358	IK20L	0.044
1997-1995	V6-2.7	C27A4		3132	KJ16CR-L11	3246	PKJ16CR-L11	3396	SKJ16CR-L11	4503	PK16TT	4701	IK16TT	5357	IK16L	0.044
1997	L4-2.2	F22B2		3133	KJ20CR11	3247	PKJ20CR-L11	3371	SKJ20CR-A8	4504	PK20TT	4702	IK20TT	5358	IK20L	0.044
1996	L4-2.2	F22B2	Value Package,	3131	KJ16CR11	3246	PKJ16CR-L11	3396	SKJ16CR-L11	4503	PK16TT	4701	IK16TT	5357	IK16L	0.044
1995-1994	L4-2.2	F22B1		3132	KJ16CR-L11	3246	PKJ16CR-L11	3396	SKJ16CR-L11	4503	PK16TT	4701	IK16TT	5357	IK16L	0.044
1995-1994	L4-2.2	F22B2		3132	KJ16CR-L11	3246	PKJ16CR-L11	3396	SKJ16CR-L11	4503	PK16TT	4701	IK16TT	5357	IK16L	0.044
1993-1991	L4-2.2	F22A6		3132	KJ16CR-L11	3246	PKJ16CR-L11	3396	SKJ16CR-L11	4503	PK16TT	4701	IK16TT	5357	IK16L	0.044
1993-1990	L4-2.2	F22A1		3132	KJ16CR-L11	3246	PKJ16CR-L11	3396	SKJ16CR-L11	4503	PK16TT	4701	IK16TT	5357	IK16L	0.044
1991-1990	L4-2.2	F22A4		3132	KJ16CR-L11	3246	PKJ16CR-L11	3396	SKJ16CR-L11	4503	PK16TT	4701	IK16TT	5357	IK16L	0.044
1989-1987	L4-2.0	A20A1		3032	W16EXR-U11	3004	P16R			4501	PW16TT	4708	IW16TT	5305	IW16	0.044
1989-1987	L4-2.0	A20A3	EXi, S, Base,	3212	W20EXR-U11	3238	P20R11			4502	PW20TT	4709	IW20TT	5306	IW20	0.044
1989-1987	L4-2.0	A20A3	LXi, SEi,	3032	W16EXR-U11	3004	P16R			4501	PW16TT	4708	IW16TT	5305	IW16	0.044
1986	L4-2.0	BS		3032	W16EXR-U11	3004	P16R			4501	PW16TT	4708	IW16TT	5305	IW16	0.044
1986	L4-2.0	BT		3032	W16EXR-U11	3004	P16R			4501	PW16TT	4708	IW16TT	5305	IW16	0.044
1985	L4-1.8									4502	PW20TT	4709	IW20TT	5306	IW20	0.040
1985	L4-1.8	ES2	Base, S,	3108	W14EKR-S11											0.044
1985	L4-1.8		LX, SEi, STD,	3212	W20EXR-U11	3238	P20R11									0.044
1984	L4-1.8	ES2		3016	W16EKR-S11					4501	PW16TT	4708	IW16TT	5305	IW16	0.044
1984	L4-1.8					3114	P16PR11			4501	PW16TT	4708	IW16TT	5305	IW16	0.044
1983-1981	L4-1.8			3041	W20EKR-S11	3116	P20PR-S11			4502	PW20TT	4709	IW20TT	5306	IW20	0.044
1983-1979	L4-1.8	EK1		3170	W22EKR-S11	3302	P22PR8	3354	S22PR-A7					5307	IW22	0.044
1978-1976	L4-1.6	EF1		3041	W20EKR-S11	3116	P20PR-S11			4502	PW20TT	4709	IW20TT	5306	IW20	0.044
ACCORD CROSSTOUR																
2011-2010	V6-3.5	J35Z2						3461	SXU22HCR11S					5356	IXUH22I	0.044
CIVIC																
2015-2013	L4-1.5	LEA2						3426	FK20HR11			4704	IKH20TT	5344	IKH20	0.044
2015-2012	L4-1.8	R18Z1						3483	DXU22HCR-D11S							0.044
2015-2012	L4-2.4	K24Z7						3461	SXU22HCR11S					5356	IXUH22I	0.044
2012	L4-1.5	LEA2						3426	FK20HR11							0.044
2011-2009	L4-1.3	LDA2						3433	SK20HPR-L11			4704	IKH20TT			0.044
2011	L4-1.3	LDA2						3421	SK20HR11					5344	IKH20	0.044
2011	L4-1.8	R18A4						3419	SK22PR-M11S					5348	IK22G	0.044
2011	L4-1.8	R18A1						3432	SKJ20DR-M11S					5352	IK20G	0.044
2011	L4-1.8	R18A1	A/T,					3432	SKJ20DR-M11S					5352	IK20G	0.044
2011	L4-2.0	K20Z3						3419	SK22PR-M11S					5348	IK22G	0.044
2010-2009	L4-1.3	LDA2						3421	SK20HR11							0.044



YEAR ANNEE AÑO	CYL	ENGINE MOTEUR MOTOR	NOTES/NOTAS	OE Types						Twin-Tip (TT) Technology				High Performance		GAP ECART. BRECHA
				U-GROOVE (Standard)		DOUBLE PLATINUM		IRIDIUM LONG-LIFE		PLATINUM TT		IRIDIUM TT		IRIDIUM POWER / IRIDIUM RACING		
				STOCK STOCK BOLSA	PLUG BOUGIE BUJIA	STOCK STOCK BOLSA	PLUG BOUGIE BUJIA	STOCK STOCK BOLSA	PLUG BOUGIE BUJIA	STOCK STOCK BOLSA	PLUG BOUGIE BUJIA	STOCK STOCK BOLSA	PLUG BOUGIE BUJIA	STOCK STOCK BOLSA	PLUG BOUGIE BUJIA	
HONDA [continued]																
CIVIC [continued]																
2010-2009	L4-1.3	LDA2		3381	K20HR-U11			3421	SK20HR11	4506	PKH20TT			5344	IKH20	0.044
2010-2006	L4-1.8	R18A4		3192	K22PR-U11	3265	PK22PR11	3419	SK22PR-M11S					5348	IK22G	0.044
2010-2006	L4-1.8	R18A1		3374	KJ20DR-M11			3432	SKJ20DR-M11S	4504	PK20TT			5352	IK20G	0.044
2010-2006	L4-2.0	K20Z3		3192	K22PR-U11	3265	PK22PR11	3419	SK22PR-M11S					5348	IK22G	0.044
2008-2007	L4-1.3	LDA2		3381	K20HR-U11			3433	SK20HPR-L11	4506	PKH20TT	4704	IKH20TT	5344	IKH20	0.044
2006	L4-1.3	LDA2		3381	K20HR-U11			3421	SK20HR11	4506	PKH20TT	4704	IKH20TT	5344	IKH20	0.044
2005-2003	L4-1.3	LDA1		3143	K16PR-L11	3275	PK16PR-L11	3395	SK16PR-L11	4503	PK16TT	4701	IK16TT	5357	IK16L	0.044
2005-2003	L4-1.7	D17A7		3165	K22PR-U	3273	PK22PR8							5310	IK22	0.032
2005-2002	L4-2.0	K20A3		3374	KJ20DR-M11			3377	SKJ20DR-M11	4504	PK20TT	4702	IK20TT	5358	IK20L	0.044
2005-2001	L4-1.7	D17A1		3169	KJ20CR-L11	3247	PKJ20CR-L11	3371	SKJ20CR-A8	4504	PK20TT	4702	IK20TT	5358	IK20L	0.044
2005-2001	L4-1.7	D17A2		3169	KJ20CR-L11	3247	PKJ20CR-L11	3371	SKJ20CR-A8	4504	PK20TT	4702	IK20TT	5358	IK20L	0.044
2005-2001	L4-1.7	D17A6		3169	KJ20CR-L11	3247	PKJ20CR-L11	3371	SKJ20CR-A8	4504	PK20TT	4702	IK20TT	5358	IK20L	0.044
2002-2001	L4-1.7	D17A7		3169	KJ20CR-L11	3247	PKJ20CR-L11	3371	SKJ20CR-A8	4504	PK20TT	4702	IK20TT	5358	IK20L	0.044
2000-1999	L4-1.6	D16B5		3132	KJ16CR-L11	3246	PKJ16CR-L11	3396	SKJ16CR-L11	4503	PK16TT	4701	IK16TT	5357	IK16L	0.044
2000-1999	L4-1.6	B16A2		3144	K20PR-L11	3172	PK20PR-L13	3443	SK20PR-L11	4504	PK20TT	4702	IK20TT	5358	IK20L	0.050
2000-1996	L4-1.6	D16V8		3132	KJ16CR-L11	3246	PKJ16CR-L11	3396	SKJ16CR-L11	4503	PK16TT	4701	IK16TT	5357	IK16L	0.044
2000	L4-1.6	D16V5		3132	KJ16CR-L11	3246	PKJ16CR-L11	3396	SKJ16CR-L11	4503	PK16TT	4701	IK16TT	5357	IK16L	0.044
2000	L4-1.6	D16V7		3132	KJ16CR-L11	3246	PKJ16CR-L11	3396	SKJ16CR-L11	4503	PK16TT	4701	IK16TT	5357	IK16L	0.044
1999-1997	L4-1.6	D16V5		3167	KJ14CR-L11											0.044
1999	L4-1.6	D16V7	Exc. Value Package,	3132	KJ16CR-L11	3246	PKJ16CR-L11	3396	SKJ16CR-L11	4503	PK16TT	4701	IK16TT	5357	IK16L	0.044
1999	L4-1.6	D16V7	Value Package,	3133	KJ20CR11	3247	PKJ20CR-L11	3371	SKJ20CR-A8	4504	PK20TT	4702	IK20TT	5358	IK20L	0.044
1998	L4-1.6	D16B5		3165	K22PR-U	3273	PK22PR8							5310	IK22	0.032
1998	L4-1.6	D16V7	CX, LX,	3132	KJ16CR-L11	3246	PKJ16CR-L11	3396	SKJ16CR-L11	4503	PK16TT	4701	IK16TT	5357	IK16L	0.044
1998	L4-1.6	D16V7	DX,	3169	KJ20CR-L11	3247	PKJ20CR-L11	3371	SKJ20CR-A8	4504	PK20TT	4702	IK20TT	5358	IK20L	0.044
1997	L4-1.6	D16V7		3132	KJ16CR-L11	3246	PKJ16CR-L11	3396	SKJ16CR-L11	4503	PK16TT	4701	IK16TT	5357	IK16L	0.044
1996	L4-1.6	D16V5		3167	KJ14CR-L11			3396	SKJ16CR-L11							0.044
1996	L4-1.6	D16V7		3132	KJ16CR-L11	3246	PKJ16CR-L11			4503	PK16TT	4701	IK16TT	5357	IK16L	0.044
1995-1992	L4-1.5	D15B8		3167	KJ14CR-L11											0.044
1995-1992	L4-1.5	D15Z1		3167	KJ14CR-L11											0.044
1995-1992	L4-1.6	D16Z6		3132	KJ16CR-L11	3246	PKJ16CR-L11	3396	SKJ16CR-L11	4503	PK16TT	4701	IK16TT	5357	IK16L	0.044
1995	L4-1.5	D15B7		3167	KJ14CR-L11					4503	PK16TT					0.044
1994-1992	L4-1.5	D15B7		3167	KJ14CR-L11											0.044
1991-1988	L4-1.5									4508	PQ20TT					0.040
1991-1988	L4-1.5	D15B2		3008	Q20PR-U11					4508	PQ20TT	4707	IQ20TT	5302	IQ20	0.044
1991-1988	L4-1.6	D16A6		3008	Q20PR-U11					4508	PQ20TT	4707	IQ20TT	5302	IQ20	0.044
1987	L4-1.3	D13A2		3108	W14EKR-S11											0.044
1987	L4-1.5			3108	W14EKR-S11											0.044
1986-1984	L4-1.3	EV1		3016	W16EKR-S11	3114	P16PR11			4501	PW16TT	4708	IW16TT	5305	IW16	0.044
1986	L4-1.3			3016	W16EKR-S11	3114	P16PR11			4501	PW16TT	4708	IW16TT	5305	IW16	0.044
1986	L4-1.5			3212	W20EXR-U11	3238	P20R11			4502	PW20TT	4709	IW20TT	5306	IW20	0.044
1986	L4-1.5	EW1		3212	W20EXR-U11	3238	P20R11			4502	PW20TT	4709	IW20TT	5306	IW20	0.044



YEAR ANEE AÑO	CYL	ENGINE MOTEUR MOTOR	NOTES/NOTAS	OE Types						Twin-Tip (TT) Technology				High Performance		GAP ECART. BRECHA		
				U-GROOVE (Standard)		DOUBLE PLATINUM		IRIDIUM LONG-LIFE		PLATINUM TT		IRIDIUM TT		IRIDIUM POWER / IRIDIUM RACING				
				STOCK STOCK BOLSA	PLUG BOUGIE BUJIA	STOCK STOCK BOLSA	PLUG BOUGIE BUJIA	STOCK STOCK BOLSA	PLUG BOUGIE BUJIA	STOCK STOCK BOLSA	PLUG BOUGIE BUJIA	STOCK STOCK BOLSA	PLUG BOUGIE BUJIA	STOCK STOCK BOLSA	PLUG BOUGIE BUJIA			
HONDA [continued]																		
CIVIC [continued]																		
1986	L4-1.5		CRX,	3016	W16EKR-S11							4501	PW16TT	4708	IW16TT	5305	IW16	0.044
1985	L4-1.3											4501	PW16TT	4708	IW16TT	5305	IW16	0.040
1985	L4-1.5			3108	W14EKR-S11													0.044
1984	L4-1.5			3016	W16EKR-S11	3114	P16PR11					4501	PW16TT	4708	IW16TT	5305	IW16	0.044
1983-1980	L4-1.3			3041	W20EKR-S11	3116	P20PR-S11					4502	PW20TT	4709	IW20TT	5306	IW20	0.044
1983	L4-1.5			3041	W20EKR-S11	3116	P20PR-S11					4502	PW20TT	4709	IW20TT	5306	IW20	0.044
1982-1981	L4-1.5		DX & GL,	3170	W22EKR-S11	3302	P22PR8	3354	S22PR-A7							5307	IW22	0.044
1982	L4-1.5	EM1		3041	W20EKR-S11							4502	PW20TT					0.044
1982	L4-1.5		Base,	3041	W20EKR-S11	3116	P20PR-S11							4709	IW20TT	5306	IW20	0.044
1981	L4-1.5		Base,	3041	W20EKR-S11	3116	P20PR-S11					4502	PW20TT	4709	IW20TT	5306	IW20	0.044
1980	L4-1.5			3170	W22EKR-S11	3302	P22PR8	3354	S22PR-A7							5307	IW22	0.044
1979-1978	L4-1.2	EB3		3066	W20EXR-U	3229	P20R8					4502	PW20TT	4709	IW20TT	5306	IW20	0.032
1979-1977	L4-1.5	ED4		3041	W20EKR-S11	3116	P20PR-S11					4502	PW20TT	4709	IW20TT	5306	IW20	0.044
1979-1976	L4-1.5	ED3		3041	W20EKR-S11	3116	P20PR-S11					4502	PW20TT	4709	IW20TT	5306	IW20	0.044
1977-1974	L4-1.2	EB2		3066	W20EXR-U	3229	P20R8					4502	PW20TT	4709	IW20TT	5306	IW20	0.032
1976-1975	L4-1.5	ED2		3041	W20EKR-S11	3116	P20PR-S11					4502	PW20TT	4709	IW20TT	5306	IW20	0.044
1975	L4-1.5	ED1		3041	W20EKR-S11	3116	P20PR-S11					4502	PW20TT	4709	IW20TT	5306	IW20	0.044
1975	L4-1.5	ED4		3041	W20EKR-S11	3116	P20PR-S11					4502	PW20TT	4709	IW20TT	5306	IW20	0.044
1973	L4-1.2	EB1		3066	W20EXR-U	3229	P20R8					4502	PW20TT	4709	IW20TT	5306	IW20	0.032
CIVIC DEL SOL																		
1997-1996	L4-1.6	D16Y7		3132	KJ16CR-L11	3246	PKJ16CR-L11	3396	SKJ16CR-L11	4503	PK16TT	4701	IK16TT	5357	IK16L	0.044		
1997-1996	L4-1.6	D16Y8		3132	KJ16CR-L11	3246	PKJ16CR-L11	3396	SKJ16CR-L11	4503	PK16TT	4701	IK16TT	5357	IK16L	0.044		
1997	L4-1.6	B16A2				3172	PK20PR-L13	3443	SK20PR-L11	4504	PK20TT	4702	IK20TT	5304	IK20	0.050		
1996	L4-1.6	B16A2		3144	K20PR-L11	3172	PK20PR-L13	3443	SK20PR-L11	4504	PK20TT	4702	IK20TT	5304	IK20	0.050		
1995-1994	L4-1.6	B16A3		3144	K20PR-L11	3172	PK20PR-L13	3443	SK20PR-L11	4504	PK20TT	4702	IK20TT	5304	IK20	0.050		
1995-1994	L4-1.6	D16Z6		3144	K20PR-L11	3172	PK20PR-L13	3443	SK20PR-L11	4504	PK20TT	4702	IK20TT	5304	IK20	0.050		
1995-1993	L4-1.5	D15B7		3132	KJ16CR-L11	3246	PKJ16CR-L11	3396	SKJ16CR-L11	4503	PK16TT	4701	IK16TT	5357	IK16L	0.044		
1993	L4-1.6	D16Z6		3132	KJ16CR-L11	3246	PKJ16CR-L11	3396	SKJ16CR-L11	4503	PK16TT	4701	IK16TT	5357	IK16L	0.044		
CROSSTOUR																		
2015-2013	V6-3.5	J35Y1						3461	SXU22HCR11S							5356	IXUH22I	0.044
2015-2012	L4-2.4	K24Y2						3461	SXU22HCR11S							5356	IXUH22I	0.044
2012	V6-3.5	J35Z2						3461	SXU22HCR11S							5356	IXUH22I	0.044
CR-V																		
2015	L4-2.4	K24W9						3492	DXE22HQR-D11S			4712	IXEH22TT					0.044
2014-2012	L4-2.4	K24Z7						3461	SXU22HCR11S							5356	IXUH22I	0.044
2011-2010	L4-2.4	K24Z6						3461	SXU22HCR11S							5356	IXUH22I	0.044
2009-2007	L4-2.4	K24Z1		3374	KJ20DR-M11			3377	SKJ20DR-M11	4504	PK20TT	4702	IK20TT	5358	IK20L	0.044		
2006-2002	L4-2.4	K24A1		3374	KJ20DR-M11			3377	SKJ20DR-M11	4504	PK20TT	4702	IK20TT	5358	IK20L	0.044		
2001-2000	L4-2.0	B20Z2		3169	KJ20CR-L11	3247	PKJ20CR-L11	3371	SKJ20CR-A8	4504	PK20TT	4702	IK20TT	5358	IK20L	0.044		
1999	L4-2.0	B20Z2		3132	KJ16CR-L11	3246	PKJ16CR-L11	3396	SKJ16CR-L11	4503	PK16TT	4701	IK16TT	5357	IK16L	0.044		



YEAR ANNEE AÑO	CYL	ENGINE MOTEUR MOTOR	NOTES/NOTAS	OE Types						Twin-Tip (TT) Technology				High Performance		GAP ECART. BRECHA
				U-GROOVE (Standard)		DOUBLE PLATINUM		IRIDIUM LONG-LIFE		PLATINUM TT		IRIDIUM TT		IRIDIUM POWER / IRIDIUM RACING		
				STOCK STOCK BOLSA	PLUG BOUGIE BUJIA	STOCK STOCK BOLSA	PLUG BOUGIE BUJIA	STOCK STOCK BOLSA	PLUG BOUGIE BUJIA	STOCK STOCK BOLSA	PLUG BOUGIE BUJIA	STOCK STOCK BOLSA	PLUG BOUGIE BUJIA	STOCK STOCK BOLSA	PLUG BOUGIE BUJIA	
HONDA [continued]																
CR-V [continued]																
1998-1997	L4-2.0	B20B4		3132	KJ16CR-L11	3246	PKJ16CR-L11	3396	SKJ16CR-L11	4503	PK16TT	4701	IK16TT	5357	IK16L	0.044
CRX																
1991-1990	L4-1.5	D15B6		5016	Q16PR-U11	3005	PQ16R			4507	PQ16TT	4706	IQ16TT	5301	IQ16	0.044
1991-1988	L4-1.6	D16A6		3008	Q20PR-U11					4508	PQ20TT	4707	IQ20TT	5302	IQ20	0.044
1991	L4-1.5	D15B2		5016	Q16PR-U11	3005	PQ16R			4507	PQ16TT	4706	IQ16TT	5301	IQ16	0.044
1990	L4-1.5	D15B2		3008	Q20PR-U11					4508	PQ20TT	4707	IQ20TT	5302	IQ20	0.044
1989-1988	L4-1.5			5016	Q16PR-U11	3005	PQ16R			4507	PQ16TT	4706	IQ16TT	5301	IQ16	0.044
CR-Z																
2015-2011	L4-1.5	LEA1						3476	DK20PR-D13							0.050
ELEMENT																
2011-2007	L4-2.4	K24A8		3374	KJ20DR-M11			3377	SKJ20DR-M11	4504	PK20TT	4702	IK20TT	5358	IK20L	0.044
2006-2003	L4-2.4	K24A4		3374	KJ20DR-M11			3377	SKJ20DR-M11	4504	PK20TT	4702	IK20TT	5358	IK20L	0.044
FIT																
2015	L4-1.5	L15B1							DXE22HCR11S			4712	IXEH22TT			
2014	L4-1.5	L15A7							DXE22HCR11S			4712	IXEH22TT			
2013	L4-1.5	L15A7						3401	SKJ20DR-M13			4702	IK20TT	5304	IK20	0.050
2012-2011	L4-1.5	L15A7						3401	SKJ20DR-M13			4702	IK20TT	5358	IK20L	0.050
2010-2009	L4-1.5	L15A7		3374	KJ20DR-M11			3401	SKJ20DR-M13	4504	PK20TT	4702	IK20TT	5358	IK20L	0.050
2008-2007	L4-1.5	L15A1		3374	KJ20DR-M11			3401	SKJ20DR-M13	4504	PK20TT	4702	IK20TT	5358	IK20L	0.050
INSIGHT																
2014-2013	L4-1.3	LDA3						3426	FK20HR11			4704	IKH20TT	5344	IKH20	0.044
2012-2010	L4-1.3	LDA3						3426	FK20HR11							0.044
2006-2000	L3-1.0	ECA1		3381	K20HR-U11			3421	SK20HR11	4506	PKH20TT	4704	IKH20TT	5344	IKH20	0.044
ODYSSEY																
2015-2011	V6-3.5	J35Z8						3483	DXU22HCR-D11S							0.044
2010	V6-3.5	J35A7						3461	SXU22HCR11S					5356	IXUH22I	0.044
2010	V6-3.5	J35A6						3422	SKJ16DR-M11	4503	PK16TT	4701	IK16TT	5357	IK16L	0.044
2009	V6-3.5	J35A7						3461	SXU22HCR11S					5356	IXUH22I	0.044
2008-2005	V6-3.5	J35A6						3422	SKJ16DR-M11	4503	PK16TT	4701	IK16TT	5357	IK16L	0.044
2008	V6-3.5	J35A7						3461	SXU22HCR11S					5356	IXUH22I	0.044
2007-2005	V6-3.5	J35A7						3422	SKJ16DR-M11	4503	PK16TT	4701	IK16TT	5357	IK16L	0.044
2004-2002	V6-3.5	J35A4		3132	KJ16CR-L11	3246	PKJ16CR-L11	3396	SKJ16CR-L11	4503	PK16TT	4701	IK16TT	5357	IK16L	0.044
2001-1999	V6-3.5	J35A1		3132	KJ16CR-L11	3246	PKJ16CR-L11	3396	SKJ16CR-L11	4503	PK16TT	4701	IK16TT	5357	IK16L	0.044
1998	L4-2.3	F23A7		3131	KJ16CR11	3246	PKJ16CR-L11	3396	SKJ16CR-L11	4503	PK16TT	4701	IK16TT	5357	IK16L	0.044
1997-1995	L4-2.2	F22B6		3132	KJ16CR-L11	3246	PKJ16CR-L11	3396	SKJ16CR-L11	4503	PK16TT	4701	IK16TT	5357	IK16L	0.044
PASSPORT																
2002-1997	V6-3.2	6VD1		3130	K16PR-U11	3174	PK16PR-P11	3395	SK16PR-L11	4503	PK16TT	4701	IK16TT	5303	IK16	0.044
1996-1994	L4-2.6	4ZE1		3088	W22EPR-U	3302	P22PR8	3354	S22PR-A7					5307	IW22	0.032
1996	V6-3.2	6VD1	To 11/95,	3121	K20PR-U11	3168	PK20PR11	3443	SK20PR-L11	4504	PK20TT	4702	IK20TT	5304	IK20	0.044



YEAR ANNEE AÑO	CYL	ENGINE MOTEUR MOTOR	NOTES/NOTAS	OE Types						Twin-Tip (TT) Technology				High Performance		GAP ECART. BRECHA
				U-GROOVE (Standard)		DOUBLE PLATINUM		IRIDIUM LONG-LIFE		PLATINUM TT		IRIDIUM TT		IRIDIUM POWER / IRIDIUM RACING		
				STOCK STOCK BOLSA	PLUG BOUGIE BUJIA	STOCK STOCK BOLSA	PLUG BOUGIE BUJIA	STOCK STOCK BOLSA	PLUG BOUGIE BUJIA	STOCK STOCK BOLSA	PLUG BOUGIE BUJIA	STOCK STOCK BOLSA	PLUG BOUGIE BUJIA	STOCK STOCK BOLSA	PLUG BOUGIE BUJIA	
HONDA [continued]																
PASSPORT [continued]																
1995-1994	V6-3.2	6VD1		3121	K20PR-U11	3168	PK20PR11	3443	SK20PR-L11	4504	PK20TT	4702	IK20TT	5304	IK20	0.044
PILOT																
2015-2012	V6-3.5	J35Z4						3483	DXU22HCR-D11S							0.044
2011-2009	V6-3.5	J35Z4						3461	SXU22HCR11S					5356	IXUH22I	0.044
2008-2006	V6-3.5	J35A9						3422	SKJ16DR-M11	4503	PK16TT	4701	IK16TT	5357	IK16L	0.044
2008-2006	V6-3.5	J35Z1						3422	SKJ16DR-M11	4503	PK16TT	4701	IK16TT	5357	IK16L	0.044
2005	V6-3.5	J35A6						3422	SKJ16DR-M11	4503	PK16TT	4701	IK16TT	5357	IK16L	0.044
2004-2003	V6-3.5	J35A4		3132	KJ16CR-L11	3246	PKJ16CR-L11	3396	SKJ16CR-L11	4503	PK16TT	4701	IK16TT	5357	IK16L	0.044
PRELUDE																
2001-1997	L4-2.2	H22A4		3169	KJ20CR-L11	3247	PKJ20CR-L11	3371	SKJ20CR-A8	4504	PK20TT	4702	IK20TT	5358	IK20L	0.044
1996-1993	L4-2.2	H22A1		3169	KJ20CR-L11	3247	PKJ20CR-L11	3371	SKJ20CR-A8	4504	PK20TT	4702	IK20TT	5358	IK20L	0.044
1996-1992	L4-2.2	F22A1		3132	KJ16CR-L11	3246	PKJ16CR-L11	3396	SKJ16CR-L11	4503	PK16TT	4701	IK16TT	5357	IK16L	0.044
1996-1992	L4-2.3	H23A1		3169	KJ20CR-L11	3247	PKJ20CR-L11	3371	SKJ20CR-A8	4504	PK20TT	4702	IK20TT	5358	IK20L	0.044
1994-1993	L4-2.3			3169	KJ20CR-L11	3247	PKJ20CR-L11	3371	SKJ20CR-A8	4504	PK20TT	4702	IK20TT	5358	IK20L	0.044
1991-1990	L4-2.1	B21A1		3132	KJ16CR-L11	3246	PKJ16CR-L11	3396	SKJ16CR-L11	4503	PK16TT	4701	IK16TT	5357	IK16L	0.044
1991	L4-2.0	B20A5		3132	KJ16CR-L11	3246	PKJ16CR-L11	3396	SKJ16CR-L11	4503	PK16TT	4701	IK16TT	5357	IK16L	0.044
1990	L4-2.0			3008	Q20PR-U11	3005	PQ16R			4507	PQ16TT			5301	IQ16	0.044
1990	L4-2.0			3008	Q20PR-U11	3005	PQ16R			4507	PQ16TT			5302	IQ20	0.044
1990	L4-2.0			3008	Q20PR-U11					4508	PQ20TT					0.044
1990	L4-2.0			5016	Q16PR-U11							4706	IQ16TT			0.044
1990	L4-2.0			5016	Q16PR-U11							4707	IQ20TT			0.044
1989	L4-2.0		S,	5016	Q16PR-U11	3005	PQ16R			4507	PQ16TT	4706	IQ16TT	5301	IQ16	0.044
1989	L4-2.0		Si, Si 4WS,	3008	Q20PR-U11					4508	PQ20TT	4707	IQ20TT	5302	IQ20	0.044
1988	L4-2.0			5016	Q16PR-U11	3005	PQ16R			4507	PQ16TT	4706	IQ16TT	5301	IQ16	0.044
1988	L4-2.0		S, Si,	3008	Q20PR-U11					4508	PQ20TT	4707	IQ20TT	5302	IQ20	0.044
1988	L4-2.0		Si 4WS,	5016	Q16PR-U11	3005	PQ16R			4507	PQ16TT	4706	IQ16TT	5301	IQ16	0.044
1987-1985	L4-2.0			3032	W16EXR-U11	3004	P16R			4501	PW16TT	4708	IW16TT	5305	IW16	0.044
1987	L4-1.8	A18A1		3212	W20EXR-U11	3238	P20R11			4502	PW20TT	4709	IW20TT	5306	IW20	0.044
1986-1984	L4-1.8	ET2		3212	W20EXR-U11	3238	P20R11			4502	PW20TT	4709	IW20TT	5306	IW20	0.044
1983	L4-1.8			3041	W20EKR-S11	3116	P20PR-S11			4502	PW20TT	4709	IW20TT	5306	IW20	0.044
1982-1979	L4-1.8	EK1		3170	W22EKR-S11	3302	P22PR8	3354	S22PR-A7					5307	IW22	0.044
RIDGELINE																
2014-2009	V6-3.5	J35Z5						3461	SXU22HCR11S					5356	IXUH22I	0.044
2008-2006	V6-3.5	J35A9						3422	SKJ16DR-M11	4503	PK16TT	4701	IK16TT	5357	IK16L	0.044
S2000																
2009-2008	L4-2.2	F22C1				3284	PK22PR-L11S	3419	SK22PR-M11S					5348	IK22G	0.044
2007	L4-2.2	F22C1		3192	K22PR-U11	3284	PK22PR-L11S	3419	SK22PR-M11S					5348	IK22G	0.044
2006-2004	L4-2.2	F22C1				3284	PK22PR-L11S	3419	SK22PR-M11S					5348	IK22G	0.044
2003-2000	L4-2.0	F20C1				3284	PK22PR-L11S	3419	SK22PR-M11S					5348	IK22G	0.044



YEAR ANNEE AÑO	CYL	ENGINE MOTEUR MOTOR	NOTES/NOTAS	OE Types						Twin-Tip (TT) Technology				High Performance		GAP ECART. BRECHA	
				U-GROOVE (Standard)		DOUBLE PLATINUM		IRIDIUM LONG-LIFE		PLATINUM TT		IRIDIUM TT		IRIDIUM POWER / IRIDIUM RACING			
				STOCK STOCK BOLSA	PLUG BOUGIE BUJIA	STOCK STOCK BOLSA	PLUG BOUGIE BUJIA	STOCK STOCK BOLSA	PLUG BOUGIE BUJIA	STOCK STOCK BOLSA	PLUG BOUGIE BUJIA	STOCK STOCK BOLSA	PLUG BOUGIE BUJIA	STOCK STOCK BOLSA	PLUG BOUGIE BUJIA		
HONDA [continued]																	
WAGOVAN																	
1987	L4-1.5	D15A2		3108	W14EKR-S11												0.044
1986	L4-1.5			3041	W20EKR-S11	3116	P20PR-S11				4502	PW20TT	4709	IW20TT	5306	IW20	0.044
1984	L4-1.5	EW1		3108	W14EKR-S11												0.044
HUMMER																	
H2																	
2009	V8-6.2	L9H						5090	ZTJ16R10	4511	PT16TT	4713	IT16TT	5325	IT16	0.040	
2008	V8-6.2	L92						5090	ZTJ16R10	4511	PT16TT	4713	IT16TT	5325	IT16	0.040	
2007-2003	V8-6.0	U						5090	ZTJ16R10	4511	PT16TT	4713	IT16TT	5325	IT16	0.040	
H3																	
2010	L5-3.7	E										4718	ITV16TT	5338	ITV16	0.040	
2010	V8-5.3	P						5090	ZTJ16R10			4713	IT16TT	5325	IT16	0.040	
2009-2008	V8-5.3	LH8						5090	ZTJ16R10	4511	PT16TT	4713	IT16TT	5325	IT16	0.040	
2009-2007	L5-3.7	E			5068	PT16VR13				4513	PTV16TT	4718	ITV16TT	5338	ITV16	0.050	
2006	L5-3.5	6			5068	PT16VR13				4513	PTV16TT	4718	ITV16TT	5338	ITV16	0.050	
H3T																	
2010	L5-3.7	E										4718	ITV16TT	5338	ITV16	0.040	
2010	V8-5.3	P						5090	ZTJ16R10			4713	IT16TT	5325	IT16	0.040	
2009	L5-3.7	E			5068	PT16VR13				4513	PTV16TT	4718	ITV16TT	5338	ITV16	0.050	
2009	V8-5.3	LH8						5090	ZTJ16R10	4511	PT16TT	4713	IT16TT	5325	IT16	0.040	
HYUNDAI																	
ACCENT																	
2014-2013	L4-1.6	E						3479	ZXU20HCR8								0.032
2012	L4-1.6	-						3444	SC20HR11								0.044
2011-2006	L4-1.6	C		3130	K16PR-U11	3264	PK16PR11	3395	SK16PR-L11	4503	PK16TT	4701	IK16TT	5303	IK16	0.044	
2005	L4-1.6			3130	K16PR-U11	3264	PK16PR11	3395	SK16PR-L11	4503	PK16TT	4701	IK16TT	5303	IK16	0.044	
2004-2001	L4-1.6	C		3130	K16PR-U11	3264	PK16PR11	3395	SK16PR-L11	4503	PK16TT	4701	IK16TT	5303	IK16	0.044	
2002-1998	L4-1.5	G4EK		3130	K16PR-U11	3264	PK16PR11	3395	SK16PR-L11	4503	PK16TT	4701	IK16TT	5303	IK16	0.044	
1997-1995	L4-1.5	N		3130	K16PR-U11	3264	PK16PR11	3395	SK16PR-L11	4503	PK16TT	4701	IK16TT	5303	IK16	0.044	
AZERA																	
2014-2013	V6-3.3	G						3461	SXU22HCR11S						5356	IXUH22I	0.044
2012	V6-3.3	-													5356	IXUH22I	0.035
2011	V6-3.3	D						3395	SK16PR-L11			4701	IK16TT	5303	IK16	0.044	
2011	V6-3.8	F						3395	SK16PR-L11			4701	IK16TT	5303	IK16	0.044	
2010-2007	V6-3.3	D		3143	K16PR-L11	3275	PK16PR-L11	3395	SK16PR-L11	4503	PK16TT	4701	IK16TT	5303	IK16	0.044	
2010-2006	V6-3.8	F		3143	K16PR-L11	3275	PK16PR-L11	3395	SK16PR-L11	4503	PK16TT	4701	IK16TT	5303	IK16	0.044	
ELANTRA																	
2014-2013	L4-1.8	E						3461	SXU22HCR11S						5356	IXUH22I	0.044



YEAR ANNEE AÑO	CYL	ENGINE MOTEUR MOTOR	NOTES/NOTAS	OE Types						Twin-Tip (TT) Technology				High Performance		GAP ECART. BRECHA	
				U-GROOVE (Standard)		DOUBLE PLATINUM		IRIDIUM LONG-LIFE		PLATINUM TT		IRIDIUM TT		IRIDIUM POWER / IRIDIUM RACING			
				STOCK STOCK BOLSA	PLUG BOUGIE BUJIA	STOCK STOCK BOLSA	PLUG BOUGIE BUJIA	STOCK STOCK BOLSA	PLUG BOUGIE BUJIA	STOCK STOCK BOLSA	PLUG BOUGIE BUJIA	STOCK STOCK BOLSA	PLUG BOUGIE BUJIA	STOCK STOCK BOLSA	PLUG BOUGIE BUJIA		
HYUNDAI [continued]																	
ELANTRA [continued]																	
2014	L4-2.0	H							3461	SXU22HCR11S					5356	IXUH22I	0.044
2012	L4-1.8	-													5356	IXUH22I	0.035
2012	L4-2.0	E							3396	SKJ16CR-L11			4701	IK16TT	5357	IK16L	0.044
2011-2010	L4-2.0	E							3396	SKJ16CR-L11			4701	IK16TT	5357	IK16L	0.044
2011	L4-1.8	E	From 07/30/2011,												5356	IXUH22I	0.035
2011	L4-1.8	E	To 07/30/2011,						3444	SC20HR11							0.044
2010-2009	L4-2.0	D		3132	KJ16CR-L11	3246	PKJ16CR-L11		3396	SKJ16CR-L11	4503	PK16TT	4701	IK16TT	5357	IK16L	0.044
2009	L4-2.0	E		3132	KJ16CR-L11	3246	PKJ16CR-L11		3396	SKJ16CR-L11	4503	PK16TT	4701	IK16TT	5357	IK16L	0.044
2008	L4-2.0	D											4701	IK16TT	5357	IK16L	0.040
2008	L4-2.0	D	GLS,	3132	KJ16CR-L11	3246	PKJ16CR-L11	3396	SKJ16CR-L11	4503	PK16TT						0.044
2008	L4-2.0	D	SE,	3130	K16PR-U11	3264	PK16PR11	3395	SK16PR-L11	4503	PK16TT						0.044
2007-2006	L4-2.0	D		3130	K16PR-U11	3264	PK16PR11	3395	SK16PR-L11	4503	PK16TT	4701	IK16TT	5357	IK16L	0.044	
2005	L4-2.0			3191	K16PR-U	3264	PK16PR11	3395	SK16PR-L11	4503	PK16TT	4701	IK16TT	5357	IK16L	0.044	
2004	L4-2.0			3130	K16PR-U11	3264	PK16PR11	3395	SK16PR-L11	4503	PK16TT	4701	IK16TT	5357	IK16L	0.044	
2003	L4-2.0	G4CP		3143	K16PR-L11	3275	PK16PR-L11	3395	SK16PR-L11	4503	PK16TT	4701	IK16TT	5357	IK16L	0.044	
2002-2001	L4-2.0	G4CP		3130	K16PR-U11	3264	PK16PR11	3395	SK16PR-L11	4503	PK16TT	4701	IK16TT	5357	IK16L	0.044	
2000-1999	L4-2.0	G4CP		3130	K16PR-U11	3264	PK16PR11	3395	SK16PR-L11	4503	PK16TT	4701	IK16TT	5357	IK16L	0.044	
1998	L4-1.8	G4CN		3130	K16PR-U11	3174	PK16PR-P11	3395	SK16PR-L11	4503	PK16TT	4701	IK16TT	5357	IK16L	0.044	
1997-1996	L4-1.8	M		3130	K16PR-U11	3264	PK16PR11	3395	SK16PR-L11	4503	PK16TT	4701	IK16TT	5357	IK16L	0.044	
1995-1993	L4-1.8	M		3049	W20EPR-U11	3115	P20PR11			4502	PW20TT	4709	IW20TT	5306	IW20	0.044	
1995-1992	L4-1.6	R		3049	W20EPR-U11	3115	P20PR11			4502	PW20TT	4709	IW20TT	5306	IW20	0.044	
ELANTRA COUPE																	
2014	L4-2.0	H							3461	SXU22HCR11S					5356	IXUH22I	0.044
2013	L4-1.8	E							3461	SXU22HCR11S					5356	IXUH22I	0.044
ELANTRA GT																	
2014	L4-2.0	H							3461	SXU22HCR11S					5356	IXUH22I	0.044
2013	L4-1.8	E							3461	SXU22HCR11S					5356	IXUH22I	0.044
ENTOURAGE																	
2008-2007	V6-3.8	3		3143	K16PR-L11	3275	PK16PR-L11	3395	SK16PR-L11	4503	PK16TT	4701	IK16TT	5303	IK16	0.044	
EQUUS																	
2015	V8-5.0	H							3461	SXU22HCR11S					5356	IXUH22I	0.044
2014-2013	V8-5.0	H							3483	DXU22HCR-D11S							0.044
2012	V8-5.0	H												5356	IXUH22I	0.035	
2011	V8-4.6	F							3450	FK16HR11							0.044
EXCEL																	
1994-1986	L4-1.5	J		3049	W20EPR-U11	3115	P20PR11			4502	PW20TT	4709	IW20TT	5306	IW20	0.044	
GENESIS																	
2014-2013	V6-3.8	D							3483	DXU22HCR-D11S							0.044



YEAR ANNEE AÑO	CYL	ENGINE MOTEUR MOTOR	NOTES/NOTAS	OE Types						Twin-Tip (TT) Technology				High Performance		GAP ECART. BRECHA		
				U-GROOVE (Standard)		DOUBLE PLATINUM		IRIDIUM LONG-LIFE		PLATINUM TT		IRIDIUM TT		IRIDIUM POWER / IRIDIUM RACING				
				STOCK STOCK BOLSA	PLUG BOUGIE BUJIA	STOCK STOCK BOLSA	PLUG BOUGIE BUJIA	STOCK STOCK BOLSA	PLUG BOUGIE BUJIA	STOCK STOCK BOLSA	PLUG BOUGIE BUJIA	STOCK STOCK BOLSA	PLUG BOUGIE BUJIA	STOCK STOCK BOLSA	PLUG BOUGIE BUJIA			
HYUNDAI [continued]																		
GENESIS [continued]																		
2014-2013	V8-5.0	H								3483	DXU22HCR-D11S						0.044	
2012-2009	V8-4.6	F								3450	FK16HR11						0.044	
2012	V6-3.8	D													5356	IXUH22I	0.035	
2012	V8-5.0	H													5356	IXUH22I	0.035	
2012	V8-5.0	-													5356	IXUH22I	0.035	
2011-2010	V6-3.8	E													5356	IXUH22I	0.035	
2009	V6-3.8	E	To 05/01/2008,							3417	SK16HR11	4505	PKH16TT	4703	IKH16TT	5343	IKH16	0.044
GENESIS COUPE																		
2015-2014	V6-3.8	J								3461	SXU22HCR11S					5356	IXUH22I	0.044
2014-2013	L4-2.0	G4KF	T							3494	ZK20HQR8	4506	PKH20TT	4704	IKH20TT	5344	IKH20	0.032
2013	V6-3.8	J								3483	DXU22HCR-D11S					5356	IXUH22I	0.044
2013	V6-3.8	J								3461	SXU22HCR11S							0.044
2012-2010	L4-2.0	D	T							3459	FK20HQR8							0.032
2012-2010	V6-3.8	H													5356	IXUH22I	0.035	
SANTA FE																		
2015-2013	L4-2.4	B								3478	FXU16HR11							0.044
2015-2013	V6-3.3	F								3461	SXU22HCR11S					5356	IXUH22I	0.044
2015	L4-2.0	A	T							3479	ZXU20HCR8							0.032
2014	L4-2.0	A	T								ZXU22HCR8							
2013	L4-2.0	A	T							3479	ZXU20HCR8							0.032
2012-2010	L4-2.4	B								3458	FK16HQR11							0.044
2012-2010	V6-3.5	G													5356	IXUH22I	0.035	
2009-2008	V6-3.3	E		3143	K16PR-L11	3275	PK16PR-L11			3395	SK16PR-L11	4503	PK16TT	4701	IK16TT	5303	IK16	0.044
2009	V6-2.7	D	To 05/01/2008,							3417	SK16HR11	4505	PKH16TT	4703	IKH16TT	5343	IKH16	0.044
2008-2007	V6-2.7	D		6076	K16HPR-U11					3417	SK16HR11	4505	PKH16TT	4703	IKH16TT	5343	IKH16	0.044
2007	V6-3.3	E		3191	K16PR-U	3264	PK16PR11			3395	SK16PR-L11	4503	PK16TT	4701	IK16TT	5303	IK16	0.044
2006	V6-2.7	D		3191	K16PR-U	3264	PK16PR11			3395	SK16PR-L11	4503	PK16TT	4701	IK16TT	5303	IK16	0.044
2006	V6-3.5	E		3191	K16PR-U	3264	PK16PR11			3395	SK16PR-L11	4503	PK16TT	4701	IK16TT	5303	IK16	0.044
2005	V6-2.7			3191	K16PR-U	3264	PK16PR11			3395	SK16PR-L11	4503	PK16TT	4701	IK16TT	5303	IK16	0.044
2005	V6-3.5			3191	K16PR-U	3264	PK16PR11			3395	SK16PR-L11	4503	PK16TT	4701	IK16TT	5303	IK16	0.044
2004-2003	V6-3.5			3130	K16PR-U11	3264	PK16PR11			3395	SK16PR-L11	4503	PK16TT	4701	IK16TT	5303	IK16	0.044
2004-2002	L4-2.4			3201	W16EPR-U11	3114	P16PR11					4501	PW16TT	4708	IW16TT	5305	IW16	0.044
2004-2001	V6-2.7			3130	K16PR-U11	3264	PK16PR11			3395	SK16PR-L11	4503	PK16TT	4701	IK16TT	5303	IK16	0.044
2001	L4-2.4			3032	W16EXR-U11	3004	P16R					4501	PW16TT	4708	IW16TT	5305	IW16	0.044
SANTA FE XL																		
2015-2013	V6-3.3	F								3461	SXU22HCR11S					5356	IXUH22I	0.044
SCOUBE																		
1995-1994	L4-1.5	J			3121	K20PR-U11	3168	PK20PR11	3443	SK20PR-L11	4504	PK20TT	4702	IK20TT	5304	IK20	0.044	
1995-1993	L4-1.5	N	T		3165	K22PR-U	3273	PK22PR8							5310	IK22	0.032	
1993	L4-1.5	J			3121	K20PR-U11	3168	PK20PR11	3443	SK20PR-L11			4702	IK20TT	5304	IK20	0.044	



YEAR ANNEE AÑO	CYL	ENGINE MOTEUR MOTOR	NOTES/NOTAS	OE Types						Twin-Tip (TT) Technology				High Performance		GAP ECART. BRECHA
				U-GROOVE (Standard)		DOUBLE PLATINUM		IRIDIUM LONG-LIFE		PLATINUM TT		IRIDIUM TT		IRIDIUM POWER / IRIDIUM RACING		
				STOCK STOCK BOLSA	PLUG BOUCIE BUJIA	STOCK STOCK BOLSA	PLUG BOUCIE BUJIA	STOCK STOCK BOLSA	PLUG BOUCIE BUJIA	STOCK STOCK BOLSA	PLUG BOUCIE BUJIA	STOCK STOCK BOLSA	PLUG BOUCIE BUJIA	STOCK STOCK BOLSA	PLUG BOUCIE BUJIA	
HYUNDAI [continued]																
SCOUPE [continued]																
1992-1991	L4-1.5	J		3049	W20EPR-U11	3115	P20PR11			4502	PW20TT	4709	IW20TT	5306	IW20	0.044
SONATA																
2014-2011	L4-2.4	C						3478	FXU16HR11							0.044
2014	L4-2.0	B	T						ZXU22HCR8							
2014	L4-2.4	G4KK							ZXU22HCR8							
2013-2011	L4-2.0	B	T					3479	ZXU20HCR8							0.032
2013	L4-2.4	G4KK						3479	ZXU20HCR8							0.032
2012-2011	L4-2.4	-						3478	FXU16HR11							0.044
2012	L4-2.4	-						3479	ZXU20HCR8							0.032
2011	L4-2.4	4						3479	ZXU20HCR8							0.032
2010-2009	L4-2.4	C						3458	FK16HQR11							0.044
2010-2009	V6-3.3	F		3143	K16PR-L11	3275	PK16PR-L11	3395	SK16PR-L11	4503	PK16TT	4701	IK16TT	5303	IK16	0.044
2009	L4-2.4	C						3356	SK16PR-A11							0.044
2008-2006	L4-2.4	C		3120	K16R-U11	3134	PK16R11	3356	SK16PR-A11	4503	PK16TT	4701	IK16TT	5303	IK16	0.044
2008	V6-3.3	F		3143	K16PR-L11	3275	PK16PR-L11	3395	SK16PR-L11	4503	PK16TT	4701	IK16TT	5303	IK16	0.044
2007-2006	V6-3.3	F		3143	K16PR-L11	3275	PK16PR-L11	3395	SK16PR-L11	4503	PK16TT	4701	IK16TT	5303	IK16	0.044
2005	L4-2.4			3032	W16EXR-U11	3004	P16R			4501	PW16TT	4708	IW16TT	5305	IW16	0.044
2005	V6-2.7			3191	K16PR-U	3264	PK16PR11	3395	SK16PR-L11	4503	PK16TT	4701	IK16TT	5303	IK16	0.044
2004	L4-2.4			3201	W16EPR-U11	3114	P16PR11			4501	PW16TT	4708	IW16TT	5305	IW16	0.044
2004	V6-2.7			3130	K16PR-U11	3264	PK16PR11	3395	SK16PR-L11	4503	PK16TT	4701	IK16TT	5303	IK16	0.044
2003-2002	L4-2.4	S		3201	W16EPR-U11	3114	P16PR11			4501	PW16TT	4708	IW16TT	5305	IW16	0.044
2003-2002	V6-2.7		GLS, LX,	3130	K16PR-U11	3264	PK16PR11	3395	SK16PR-L11	4503	PK16TT	4701	IK16TT	5303	IK16	0.044
2003-2002	V6-2.7			3191	K16PR-U	3264	PK16PR11	3395	SK16PR-L11	4503	PK16TT					0.044
2001-1999	L4-2.4	S		3032	W16EXR-U11	3004	P16R			4501	PW16TT	4708	IW16TT	5305	IW16	0.044
2001-1999	V6-2.5	V		3130	K16PR-U11	3264	PK16PR11	3395	SK16PR-L11	4503	PK16TT	4701	IK16TT	5303	IK16	0.044
1998	L4-2.0	G4CP		3049	W20EPR-U11	3115	P20PR11			4502	PW20TT	4709	IW20TT	5306	IW20	0.044
1998	V6-3.0	G6AT		3032	W16EXR-U11	3004	P16R			4501	PW16TT	4708	IW16TT	5305	IW16	0.044
1997-1992	L4-2.0	F		3049	W20EPR-U11	3115	P20PR11			4502	PW20TT	4709	IW20TT	5306	IW20	0.044
1997	V6-3.0	T		3032	W16EXR-U11	3004	P16R			4501	PW16TT	4708	IW16TT	5305	IW16	0.044
1996-1990	V6-3.0	T		3201	W16EPR-U11	3114	P16PR11			4501	PW16TT	4708	IW16TT	5305	IW16	0.044
1991-1989	L4-2.4	S		3049	W20EPR-U11	3115	P20PR11			4502	PW20TT	4709	IW20TT	5306	IW20	0.044
TIBURON																
2008	L4-2.0	D		3143	K16PR-L11	3275	PK16PR-L11	3395	SK16PR-L11	4503	PK16TT	4701	IK16TT	5303	IK16	0.044
2008	V6-2.7	F		3143	K16PR-L11	3275	PK16PR-L11	3395	SK16PR-L11	4503	PK16TT	4701	IK16TT	5303	IK16	0.044
2007	L4-2.0	D		3143	K16PR-L11			3395	SK16PR-L11	4503	PK16TT	4701	IK16TT	5303	IK16	0.044
2007	V6-2.7	F		3143	K16PR-L11	3275	PK16PR-L11	3395	SK16PR-L11	4503	PK16TT	4701	IK16TT	5303	IK16	0.044
2006	L4-2.0	D		3143	K16PR-L11			3395	SK16PR-L11	4503	PK16TT	4701	IK16TT	5303	IK16	0.044
2006	V6-2.7	F		3143	K16PR-L11	3275	PK16PR-L11			4503	PK16TT	4701	IK16TT	5303	IK16	0.044
2005	L4-2.0			3143	K16PR-L11			3395	SK16PR-L11	4503	PK16TT	4701	IK16TT	5303	IK16	0.044
2005	V6-2.7			3143	K16PR-L11	3275	PK16PR-L11			4503	PK16TT	4701	IK16TT	5303	IK16	0.044
2004-2003	V6-2.7			3130	K16PR-U11	3264	PK16PR11	3395	SK16PR-L11	4503	PK16TT	4701	IK16TT	5303	IK16	0.044



YEAR ANNEE AÑO	CYL	ENGINE MOTEUR MOTOR	NOTES/NOTAS	OE Types						Twin-Tip (TT) Technology				High Performance		GAP ECART. BRECHA
				U-GROOVE (Standard)		DOUBLE PLATINUM		IRIDIUM LONG-LIFE		PLATINUM TT		IRIDIUM TT		IRIDIUM POWER / IRIDIUM RACING		
				STOCK STOCK BOLSA	PLUG BOUGIE BUJIA	STOCK STOCK BOLSA	PLUG BOUGIE BUJIA	STOCK STOCK BOLSA	PLUG BOUGIE BUJIA	STOCK STOCK BOLSA	PLUG BOUGIE BUJIA	STOCK STOCK BOLSA	PLUG BOUGIE BUJIA	STOCK STOCK BOLSA	PLUG BOUGIE BUJIA	
HYUNDAI [continued]																
TIBURON [continued]																
2004	L4-2.0			3143	K16PR-L11	3275	PK16PR-L11	3395	SK16PR-L11	4503	PK16TT	4701	IK16TT	5303	IK16	0.044
2003	L4-2.0			3130	K16PR-U11	3264	PK16PR11	3395	SK16PR-L11	4503	PK16TT	4701	IK16TT	5303	IK16	0.044
2001-1998	L4-2.0	G4CP		3130	K16PR-U11	3264	PK16PR11	3395	SK16PR-L11	4503	PK16TT	4701	IK16TT	5303	IK16	0.044
1997	L4-1.8	M		3130	K16PR-U11	3264	PK16PR11	3395	SK16PR-L11	4503	PK16TT	4701	IK16TT	5303	IK16	0.044
1997	L4-2.0	F		3130	K16PR-U11	3264	PK16PR11	3395	SK16PR-L11	4503	PK16TT	4701	IK16TT	5303	IK16	0.044
TUCSON																
2014	L4-2.0	F						3461	SXU22HCR11S					5356	IXUH22I	0.044
2014	L4-2.4	G						3458	FK16HQR11			4703	IKH16TT	5343	IKH16	0.044
2013	L4-2.0	B						3458	FK16HQR11			4703	IKH16TT	5343	IKH16	0.044
2013	L4-2.4	C						3458	FK16HQR11			4703	IKH16TT	5343	IKH16	0.044
2012-2011	L4-2.0	B						3458	FK16HQR11							0.044
2012-2010	L4-2.4	C						3458	FK16HQR11							0.044
2009-2008	L4-2.0	B		3130	K16PR-U11	3264	PK16PR11	3395	SK16PR-L11	4503	PK16TT	4701	IK16TT	5303	IK16	0.044
2009-2006	V6-2.7	D		3143	K16PR-L11	3275	PK16PR-L11	3395	SK16PR-L11	4503	PK16TT	4701	IK16TT	5303	IK16	0.044
2007	L4-2.0	B		3143	K16PR-L11			3395	SK16PR-L11	4503	PK16TT	4701	IK16TT	5303	IK16	0.044
2006	L4-2.0	B		3130	K16PR-U11											0.044
2006	L4-2.0					3264	PK16PR11	3395	SK16PR-L11	4503	PK16TT	4701	IK16TT	5303	IK16	0.044
2005	L4-2.0			3130	K16PR-U11	3264	PK16PR11	3395	SK16PR-L11	4503	PK16TT	4701	IK16TT	5303	IK16	0.044
2005	V6-2.7			3143	K16PR-L11	3275	PK16PR-L11	3395	SK16PR-L11	4503	PK16TT	4701	IK16TT	5303	IK16	0.044
VELOSTER																
2014-2013	L4-1.6	D						3479	ZXU20HCR8							0.032
2014-2013	L4-1.6	E	T					3479	ZXU20HCR8							0.032
2012	L4-1.6	-						3444	SC20HR11							0.044
VERACRUZ																
2012-2011	V6-3.8	C						3395	SK16PR-L11			4701	IK16TT	5303	IK16	0.044
2010-2007	V6-3.8	C		3143	K16PR-L11	3275	PK16PR-L11	3395	SK16PR-L11	4503	PK16TT	4701	IK16TT	5303	IK16	0.044
XG300																
2001	V6-3.0			3130	K16PR-U11	3264	PK16PR11	3395	SK16PR-L11	4503	PK16TT	4701	IK16TT	5303	IK16	0.044
XG350																
2005	V6-3.5			3191	K16PR-U	3264	PK16PR11	3395	SK16PR-L11	4503	PK16TT	4701	IK16TT	5303	IK16	0.044
2004-2003	V6-3.5			3130	K16PR-U11	3264	PK16PR11	3395	SK16PR-L11	4503	PK16TT	4701	IK16TT	5303	IK16	0.044
2002	V6-3.5			3143	K16PR-L11	3275	PK16PR-L11	3395	SK16PR-L11	4503	PK16TT	4701	IK16TT	5303	IK16	0.044
INFINITI																
EX35																
2012-2008	V6-3.5	VQ35HR						3442	FXE22HR11			4712	IXEH22TT			0.044
EX37																
2013	V6-3.7	VQ37VHR						3457	FXE24HR11							0.044
FX35																
2012-2009	V6-3.5	VQ35HR						3442	FXE22HR11			4712	IXEH22TT			0.044



YEAR ANNEE AÑO	CYL	ENGINE MOTEUR MOTOR	NOTES/NOTAS	OE Types						Twin-Tip (TT) Technology				High Performance		GAP ECART. BRECHA	
				U-GROOVE (Standard)		DOUBLE PLATINUM		IRIDIUM LONG-LIFE		PLATINUM TT		IRIDIUM TT		IRIDIUM POWER / IRIDIUM RACING			
				STOCK STOCK BOLSA	PLUG BOUGIE BUJIA	STOCK STOCK BOLSA	PLUG BOUGIE BUJIA	STOCK STOCK BOLSA	PLUG BOUGIE BUJIA	STOCK STOCK BOLSA	PLUG BOUGIE BUJIA	STOCK STOCK BOLSA	PLUG BOUGIE BUJIA	STOCK STOCK BOLSA	PLUG BOUGIE BUJIA		
INFINITI [continued]																	
FX35 [continued]																	
2008	V6-3.5	VQ35DE							3417	SK16HR11	4505	PKH16TT	4703	IKH16TT	5343	IKH16	0.044
2007-2004	V6-3.5	VQ35DE		6076	K16HPR-U11				3417	SK16HR11	4505	PKH16TT	4703	IKH16TT	5343	IKH16	0.044
2003	V6-3.5	VQ35DE		3381	K20HR-U11				3421	SK20HR11	4506	PKH20TT	4704	IKH20TT	5344	IKH20	0.044
FX37																	
2013	V6-3.7	VQ37VHR							3457	FXE24HR11							0.044
FX45																	
2008	V8-4.5	VK45DE							3417	SK16HR11	4505	PKH16TT	4703	IKH16TT	5343	IKH16	0.044
2007-2003	V8-4.5	VK45DE		6076	K16HPR-U11				3417	SK16HR11	4505	PKH16TT	4703	IKH16TT	5343	IKH16	0.044
FX50																	
2013-2009	V8-5.0	VK50VE							3442	FXE22HR11			4712	IXEH22TT			0.044
G20																	
2002	L4-2.0	SR20DE		3130	K16PR-U11	3264	PK16PR11	3395	SK16PR-L11	4503	PK16TT	4701	IK16TT	5303	IK16	0.044	
2001	L4-2.0	SR20DE		3192	K22PR-U11	3265	PK22PR11	3372	SK22PR-M11					5310	IK22	0.044	
2000	L4-2.0	SR20DE		3130	K16PR-U11	3264	PK16PR11	3395	SK16PR-L11	4503	PK16TT	4701	IK16TT	5303	IK16	0.044	
1999	L4-2.0	SR20DE		3191	K16PR-U	3264	PK16PR11	3395	SK16PR-L11	4503	PK16TT	4701	IK16TT	5303	IK16	0.032	
1996-1994	L4-2.0	SR20DE	Base,	3191	K16PR-U	3264	PK16PR11	3395	SK16PR-L11	4503	PK16TT	4701	IK16TT	5303	IK16	0.032	
1996	L4-2.0	SR20DE						3403	SK20PR-A8							0.032	
1996	L4-2.0	SR20DE	T,	3145	K20PR-U	3245	PK20PR-P8			4504	PK20TT	4702	IK20TT	5304	IK20	0.032	
1995	L4-2.0	SR20DE	T,	3191	K16PR-U	3301	PK16R8	3435	SK16PR-F8	4503	PK16TT	4701	IK16TT	5303	IK16	0.032	
1994	L4-2.0	SR20DE						3403	SK20PR-A8							0.032	
1994	L4-2.0	SR20DE	T,	3145	K20PR-U	3245	PK20PR-P8			4504	PK20TT	4702	IK20TT	5304	IK20	0.032	
1993-1991	L4-2.0	SR20DE		3191	K16PR-U	3264	PK16PR11	3395	SK16PR-L11	4503	PK16TT	4701	IK16TT	5303	IK16	0.032	
G25																	
2012-2011	V6-2.5	VQ25HR							3442	FXE22HR11			4712	IXEH22TT			0.044
G35																	
2008-2007	V6-3.5	VQ35HR							3442	FXE22HR11			4712	IXEH22TT			0.044
2007-2003	V6-3.5	VQ35DE		6076	K16HPR-U11				3417	SK16HR11	4505	PKH16TT	4703	IKH16TT	5343	IKH16	0.044
G37																	
2013-2008	V6-3.7	VQ37VHR							3457	FXE24HR11							0.044
I30																	
2001-2000	V6-3.0	VQ30DE		3130	K16PR-U11	3264	PK16PR11	3395	SK16PR-L11	4503	PK16TT	4701	IK16TT	5303	IK16	0.044	
1999-1998	V6-3.0	VQ30DE		3143	K16PR-L11	3275	PK16PR-L11	3395	SK16PR-L11	4503	PK16TT	4701	IK16TT	5303	IK16	0.044	
1997-1996	V6-3.0	VQ30DE		3130	K16PR-U11	3264	PK16PR11	3395	SK16PR-L11	4503	PK16TT	4701	IK16TT	5303	IK16	0.044	
I35																	
2004-2002	V6-3.5	VQ35DE		6076	K16HPR-U11				3417	SK16HR11	4505	PKH16TT	4703	IKH16TT	5343	IKH16	0.044
J30																	
1997-1993	V6-3.0	VG30DE		3130	K16PR-U11	3264	PK16PR11	3395	SK16PR-L11	4503	PK16TT	4701	IK16TT	5303	IK16	0.044	
JX35																	
2013	V6-3.5	VQ35DE							3442	FXE22HR11			4712	IXEH22TT			0.044



YEAR ANNEE AÑO	CYL	ENGINE MOTEUR MOTOR	NOTES/NOTAS	OE Types						Twin-Tip (TT) Technology				High Performance		GAP ECART. BRECHA
				U-GROOVE (Standard)		DOUBLE PLATINUM		IRIDIUM LONG-LIFE		PLATINUM TT		IRIDIUM TT		IRIDIUM POWER / IRIDIUM RACING		
				STOCK STOCK BOLSA	PLUG BOUGIE BUJIA	STOCK STOCK BOLSA	PLUG BOUGIE BUJIA	STOCK STOCK BOLSA	PLUG BOUGIE BUJIA	STOCK STOCK BOLSA	PLUG BOUGIE BUJIA	STOCK STOCK BOLSA	PLUG BOUGIE BUJIA	STOCK STOCK BOLSA	PLUG BOUGIE BUJIA	
INFINITI [continued]																
M30																
1992-1990	V6-3.0	VG30E		3130	K16PR-U11	3264	PK16PR11	3395	SK16PR-L11	4503	PK16TT	4701	IK16TT	5303	IK16	0.044
M35																
2010-2009	V6-3.5	VQ35HR						3442	FXE22HR11			4712	IXEH22TT			0.044
2008	V6-3.5	VQ35DE						3417	SK16HR11	4505	PKH16TT	4703	IKH16TT	5343	IKH16	0.044
2007-2006	V6-3.5	VQ35DE		6076	K16HPR-U11			3417	SK16HR11	4505	PKH16TT	4703	IKH16TT	5343	IKH16	0.044
M35H																
2013-2012	V6-3.5	VQ35HR						3442	FXE22HR11			4712	IXEH22TT			0.044
M37																
2013-2011	V6-3.7	VQ37VHR						3457	FXE24HR11							0.044
M45																
2010	V8-4.5	VK45DE		6076	K16HPR-U11			3417	SK16HR11	4505	PKH16TT	4703	IKH16TT	5343	IKH16	0.044
2009-2008	V8-4.5	VK45DE						3417	SK16HR11	4505	PKH16TT	4703	IKH16TT	5343	IKH16	0.044
2007-2006	V8-4.5	VK45DE		6076	K16HPR-U11			3417	SK16HR11	4505	PKH16TT	4703	IKH16TT	5343	IKH16	0.044
2004-2003	V8-4.5	VK45DE		6076	K16HPR-U11			3417	SK16HR11	4505	PKH16TT	4703	IKH16TT	5343	IKH16	0.044
M56																
2013-2011	V8-5.6	VK56VDS						3442	FXE22HR11			4712	IXEH22TT			0.044
Q40																
2015	V6-3.7	VQ37VHR						3457	FXE24HR11							0.044
Q45																
2006-2002	V8-4.5	VK45DE		6076	K16HPR-U11			3417	SK16HR11	4505	PKH16TT	4703	IKH16TT	5343	IKH16	0.044
2001-1997	V8-4.1	VH41DE		3130	K16PR-U11	3264	PK16PR11	3395	SK16PR-L11	4503	PK16TT	4701	IK16TT	5303	IK16	0.044
1996-1990	V8-4.5	VH45DE		3130	K16PR-U11	3264	PK16PR11	3395	SK16PR-L11	4503	PK16TT	4701	IK16TT	5303	IK16	0.044
Q50																
2015-2014	V6-3.5	VQ35HR						3442	FXE22HR11			4712	IXEH22TT			0.044
2015-2014	V6-3.7	VQ37VHR						3457	FXE24HR11							0.044
Q60																
2015-2014	V6-3.7	VQ37VHR						3457	FXE24HR11							0.044
Q70																
2015-2014	V6-3.5	VQ35HR						3442	FXE22HR11			4712	IXEH22TT			0.044
2015-2014	V6-3.7	VQ37VHR						3457	FXE24HR11							0.044
2015-2014	V8-5.6	VK56VD						3442	FXE22HR11			4712	IXEH22TT			0.044
Q70L																
2015	V6-3.7	VQ37VHR						3457	FXE24HR11							0.044
2015	V8-5.6	VK56VD						3442	FXE22HR11			4712	IXEH22TT			0.044
QX4																
2003-2001	V6-3.5	VQ35DE		6076	K16HPR-U11			3417	SK16HR11	4505	PKH16TT	4703	IKH16TT	5343	IKH16	0.044
2000-1998	V6-3.3	VG33E		3130	K16PR-U11	3293	K16PR-P11	3395	SK16PR-L11	4503	PK16TT	4701	IK16TT	5303	IK16	0.044
1997	V6-3.3	VG33E		3130	K16PR-U11	3264	PK16PR11	3395	SK16PR-L11	4503	PK16TT	4701	IK16TT	5303	IK16	0.044



YEAR ANNEE AÑO	CYL	ENGINE MOTEUR MOTOR	NOTES/NOTAS	OE Types						Twin-Tip (TT) Technology				High Performance		GAP ECART. BRECHA	
				U-GROOVE (Standard)		DOUBLE PLATINUM		IRIDIUM LONG-LIFE		PLATINUM TT		IRIDIUM TT		IRIDIUM POWER / IRIDIUM RACING			
				STOCK STOCK BOLSA	PLUG BOUGIE BUJIA	STOCK STOCK BOLSA	PLUG BOUGIE BUJIA	STOCK STOCK BOLSA	PLUG BOUGIE BUJIA	STOCK STOCK BOLSA	PLUG BOUGIE BUJIA	STOCK STOCK BOLSA	PLUG BOUGIE BUJIA	STOCK STOCK BOLSA	PLUG BOUGIE BUJIA		
INFINITI [continued]																	
QX50																	
2015-2014	V6-3.7	VQ37VHR							3457	FXE24HR11							0.044
QX56																	
2013-2011	V8-5.6	VK56VD							3442	FXE22HR11			4712	IXEH22TT			0.044
2010-2007	V8-5.6	VK56DE							3450	FK16HR11							0.044
2006	V8-5.6	VK56DE		6076	K16HPR-U11				3417	SK16HR11	4505	PKH16TT	4703	IKH16TT	5343	IKH16	0.044
2005	V8-5.6	VK56DE		3381	K20HR-U11				3421	SK20HR11	4506	PKH20TT	4704	IKH20TT	5344	IKH20	0.044
2004	V8-5.6	VK56DE		6076	K16HPR-U11				3417	SK16HR11	4505	PKH16TT	4703	IKH16TT	5343	IKH16	0.044
QX60																	
2015-2014	V6-3.5	VQ35DE							3442	FXE22HR11			4712	IXEH22TT			0.044
QX70																	
2015-2014	V6-3.7	VQ37VHR							3457	FXE24HR11							0.044
2014	V8-5.0	VK50VE							3442	FXE22HR11			4712	IXEH22TT			0.044
QX80																	
2015-2014	V8-5.6	VK56VD							3442	FXE22HR11			4712	IXEH22TT			0.044
INTERNATIONAL																	
100																	
1974	L6-4.2			3013	W14EXR-U												0.032
1974	V8-5.0			3037	W16PR-U												0.027
1974	V8-5.6			3037	W16PR-U												0.027
1974	V8-6.4			3037	W16PR-U												0.027
150																	
1975	V8-5.0			3037	W16PR-U												0.027
1975	V8-5.6			3037	W16PR-U												0.027
1975	V8-6.4			3037	W16PR-U												0.027
200																	
1975-1974	V8-5.0			3037	W16PR-U												0.027
1975-1974	V8-5.6			3037	W16PR-U												0.027
1974	L6-4.2			3013	W14EXR-U												0.032
908B																	
1969	V8-5.0			3037	W16PR-U												0.027
1968	V8-4.4			3037	W16PR-U												0.027
908C																	
1969	V8-5.0			3037	W16PR-U												0.027
1968	V8-4.4			3037	W16PR-U												0.027
1000B																	
1969-1968	L6-3.9			3037	W16PR-U												0.027
1969-1968	V8-4.4			3037	W16PR-U												0.027
1969	L6-3.8			3013	W14EXR-U												0.032



YEAR ANNEE AÑO	CYL	ENGINE MOTEUR MOTOR	NOTES/NOTAS	OE Types						Twin-Tip (TT) Technology				High Performance		GAP ECART. BRECHA	
				U-GROOVE (Standard)		DOUBLE PLATINUM		IRIDIUM LONG-LIFE		PLATINUM TT		IRIDIUM TT		IRIDIUM POWER / IRIDIUM RACING			
				STOCK STOCK BOLSA	PLUG BOUGIE BUJIA	STOCK STOCK BOLSA	PLUG BOUGIE BUJIA	STOCK STOCK BOLSA	PLUG BOUGIE BUJIA	STOCK STOCK BOLSA	PLUG BOUGIE BUJIA	STOCK STOCK BOLSA	PLUG BOUGIE BUJIA	STOCK STOCK BOLSA	PLUG BOUGIE BUJIA		
INTERNATIONAL [continued]																	
1000B [continued]																	
1969	V8-5.0			3037	W16PR-U												0.027
1000C																	
1969-1968	V8-4.4			3037	W16PR-U												0.027
1969	L6-3.8			3013	W14EXR-U												0.032
1969	L6-3.9			3037	W16PR-U												0.027
1969	V8-5.0			3037	W16PR-U												0.027
1000D																	
1970-1969	L6-3.8			3013	W14EXR-U												0.032
1970-1969	L6-3.9			3037	W16PR-U												0.027
1970-1969	V8-4.4			3037	W16PR-U												0.027
1970-1969	V8-5.0			3037	W16PR-U												0.027
1010																	
1973-1972	L6-4.2			3013	W14EXR-U												0.032
1973-1972	V8-5.0			3037	W16PR-U												0.027
1971	L6-3.8			3013	W14EXR-U												0.032
1100B																	
1969-1968	L6-3.9			3037	W16PR-U												0.027
1969-1968	V8-4.4			3037	W16PR-U												0.027
1969	L6-3.8			3013	W14EXR-U												0.032
1969	V8-5.0			3037	W16PR-U												0.027
1100C																	
1969-1968	L6-3.9			3037	W16PR-U												0.027
1969-1968	V8-4.4			3037	W16PR-U												0.027
1969	L6-3.8			3013	W14EXR-U												0.032
1969	V8-5.0			3037	W16PR-U												0.027
1100D TRUCK																	
1970-1969	L6-3.8			3013	W14EXR-U												0.032
1970-1969	L6-3.9			3037	W16PR-U												0.027
1970-1969	V8-4.4			3037	W16PR-U												0.027
1970-1969	V8-5.0			3037	W16PR-U												0.027
1110																	
1973-1972	L6-4.2			3013	W14EXR-U												0.032
1973-1972	V8-5.0			3037	W16PR-U												0.027
1971	L6-3.8			3013	W14EXR-U												0.032
1200B																	
1969-1968	L6-3.9			3037	W16PR-U												0.027
1969-1968	V8-4.4			3037	W16PR-U												0.027
1969	V8-5.0			3037	W16PR-U												0.027
1200C																	
1969-1968	L6-3.9			3037	W16PR-U												0.027



YEAR ANNEE AÑO	CYL	ENGINE MOTEUR MOTOR	NOTES/NOTAS	OE Types						Twin-Tip (TT) Technology				High Performance		GAP ECART. BRECHA	
				U-GROOVE (Standard)		DOUBLE PLATINUM		IRIDIUM LONG-LIFE		PLATINUM TT		IRIDIUM TT		IRIDIUM POWER / IRIDIUM RACING			
				STOCK STOCK BOLSA	PLUG BOUCIE BUJIA	STOCK STOCK BOLSA	PLUG BOUCIE BUJIA	STOCK STOCK BOLSA	PLUG BOUCIE BUJIA	STOCK STOCK BOLSA	PLUG BOUCIE BUJIA	STOCK STOCK BOLSA	PLUG BOUCIE BUJIA	STOCK STOCK BOLSA	PLUG BOUCIE BUJIA		
INTERNATIONAL [continued]																	
1200C [continued]																	
1969-1968	V8-4.4			3037	W16PR-U												0.027
1969	V8-5.0			3037	W16PR-U												0.027
1200D																	
1970-1969	L6-3.9			3037	W16PR-U												0.027
1970-1969	V8-4.4			3037	W16PR-U												0.027
1970-1969	V8-5.0			3037	W16PR-U												0.027
1210																	
1973-1972	L6-4.2			3013	W14EXR-U												0.032
1973-1972	V8-5.0			3037	W16PR-U												0.027
1973-1972	V8-6.4			3037	W16PR-U												0.027
1971	L6-3.8			3013	W14EXR-U												0.032
1300B																	
1969-1968	L6-3.9			3037	W16PR-U												0.027
1969-1968	V8-4.4			3037	W16PR-U												0.027
1969	V8-5.0			3037	W16PR-U												0.027
1300C																	
1969-1968	L6-3.9			3037	W16PR-U												0.027
1969-1968	V8-4.4			3037	W16PR-U												0.027
1969	V8-5.0			3037	W16PR-U												0.027
1300D																	
1970-1969	L6-3.9			3037	W16PR-U												0.027
1970-1969	V8-4.4			3037	W16PR-U												0.027
1970-1969	V8-5.0			3037	W16PR-U												0.027
1310																	
1973-1972	L6-4.2			3013	W14EXR-U												0.032
1973-1972	V8-5.0			3037	W16PR-U												0.027
1972-1971	V8-5.0			3075	W20S-U												0.027
1971	L6-3.8			3013	W14EXR-U												0.032
DM10																	
1972	L6-4.2			3013	W14EXR-U												0.032
1972	V8-5.0			3037	W16PR-U												0.027
M800																	
1971-1969	V8-5.0			3037	W16PR-U												0.027
1971	L4-2.5			3037	W16PR-U												0.027
1970-1969	L6-3.8			3013	W14EXR-U												0.032
1970-1969	L6-3.9			3037	W16PR-U												0.027
1968	L4-2.5			3037	W16PR-U												0.027
1968	L6-3.6			3037	W16PR-U												0.027
M800 NAVY																	
1969	L6-3.8			3013	W14EXR-U												0.032



YEAR ANNEE AÑO	CYL	ENGINE MOTEUR MOTOR	NOTES/NOTAS	OE Types						Twin-Tip (TT) Technology				High Performance		GAP ECART. BRECHA	
				U-GROOVE (Standard)		DOUBLE PLATINUM		IRIDIUM LONG-LIFE		PLATINUM TT		IRIDIUM TT		IRIDIUM POWER / IRIDIUM RACING			
				STOCK STOCK BOLSA	PLUG BOUGIE BUJIA	STOCK STOCK BOLSA	PLUG BOUGIE BUJIA	STOCK STOCK BOLSA	PLUG BOUGIE BUJIA	STOCK STOCK BOLSA	PLUG BOUGIE BUJIA	STOCK STOCK BOLSA	PLUG BOUGIE BUJIA	STOCK STOCK BOLSA	PLUG BOUGIE BUJIA		
INTERNATIONAL [continued]																	
M800 NAVY [continued]																	
1969	L6-3.9			3037	W16PR-U												0.027
1969	V8-5.0			3037	W16PR-U												0.027
M800 POST OFFICE																	
1972	L6-4.2			3013	W14EXR-U												0.032
1972	V8-5.0			3037	W16PR-U												0.027
1971	L4-2.5			3037	W16PR-U												0.027
1970-1969	L6-3.8			3013	W14EXR-U												0.032
1970-1969	L6-3.9			3037	W16PR-U												0.027
1970-1969	V8-5.0			3037	W16PR-U												0.027
M1100																	
1972-1969	V8-5.0			3037	W16PR-U												0.027
1972	L6-4.2			3013	W14EXR-U												0.032
1971	L4-2.5			3037	W16PR-U												0.027
1971	L4-3.2			3037	W16PR-U												0.027
1970-1969	L6-3.8			3013	W14EXR-U												0.032
1970-1969	L6-3.9			3037	W16PR-U												0.027
1968	L4-2.5			3037	W16PR-U												0.027
1968	L6-3.6			3037	W16PR-U												0.027
M1200																	
1972-1969	V8-5.0			3037	W16PR-U												0.027
1972	L6-4.2			3013	W14EXR-U												0.032
1971-1969	L6-3.8			3013	W14EXR-U												0.032
1970-1968	L6-3.9			3037	W16PR-U												0.027
1968	L6-3.6			3037	W16PR-U												0.027
1968	V8-4.4			3037	W16PR-U												0.027
M1400																	
1969	L6-3.8			3013	W14EXR-U												0.032
1969	L6-3.9			3037	W16PR-U												0.027
1969	V8-5.0			3037	W16PR-U												0.027
MA1200																	
1971-1969	L6-3.8			3013	W14EXR-U												0.032
1971-1969	V8-5.0			3037	W16PR-U												0.027
1970-1968	L6-3.9			3037	W16PR-U												0.027
1968	L6-3.6			3037	W16PR-U												0.027
1968	V8-4.4			3037	W16PR-U												0.027
MHC1310																	
1974	L6-4.2			3013	W14EXR-U												0.032
1974	V8-5.0			3037	W16PR-U												0.027
1974	V8-5.0			3075	W20S-U												0.027



YEAR ANEE AÑO	CYL	ENGINE MOTEUR MOTOR	NOTES/NOTAS	OE Types						Twin-Tip (TT) Technology				High Performance		GAP ECART. BRECHA	
				U-GROOVE (Standard)		DOUBLE PLATINUM		IRIDIUM LONG-LIFE		PLATINUM TT		IRIDIUM TT		IRIDIUM POWER / IRIDIUM RACING			
				STOCK STOCK BOLSA	PLUG BOUGIE BUJIA	STOCK STOCK BOLSA	PLUG BOUGIE BUJIA	STOCK STOCK BOLSA	PLUG BOUGIE BUJIA	STOCK STOCK BOLSA	PLUG BOUGIE BUJIA	STOCK STOCK BOLSA	PLUG BOUGIE BUJIA	STOCK STOCK BOLSA	PLUG BOUGIE BUJIA		
INTERNATIONAL [continued]																	
MS																	
1975	V8-5.6			3037	W16PR-U												0.027
MS1210																	
1974-1972	L6-4.2			3013	W14EXR-U												0.032
1974-1972	V8-5.0			3037	W16PR-U												0.027
M SERIES VAN																	
1967-1963	L6-3.6			3037	W16PR-U												0.027
1967-1961	L4-2.5			3037	W16PR-U												0.027
SCOUT																	
1971-1961	L4-2.5			3037	W16PR-U												0.027
1970-1969	L6-4.3			3037	W16PR-U												0.027
1970-1969	V8-5.0			3037	W16PR-U												0.027
1968	L4-3.2			3037	W16PR-U												0.027
1968	V8-4.4			3037	W16PR-U												0.027
SCOUT II																	
1980-1975	V8-5.6			3037	W16PR-U												0.027
1980-1971	L4-3.2			3037	W16PR-U												0.027
1980-1971	V8-5.0			3037	W16PR-U												0.027
1971	L6-3.8			3013	W14EXR-U												0.032
1971	V8-5.6			3037	W16PR-U												0.027
TRAVELALL																	
1975	V8-5.0			3037	W16PR-U												0.027
1975	V8-5.6			3037	W16PR-U												0.027
1975	V8-6.4			3037	W16PR-U												0.027
ISUZU																	
AMIGO																	
2000-1999	L4-2.2	X22SE		3143	K16PR-L11	3275	PK16PR-L11	3395	SK16PR-L11	4503	PK16TT	4701	IK16TT	5303	IK16		0.044
2000	V6-3.2	6VD1		3130	K16PR-U11	3264	PK16PR11	3395	SK16PR-L11	4503	PK16TT	4701	IK16TT	5303	IK16		0.044
1999	V6-3.2	6VD1		3143	K16PR-L11	3275	PK16PR-L11	3395	SK16PR-L11	4503	PK16TT	4701	IK16TT	5303	IK16		0.044
1998	L4-2.2	D		3143	K16PR-L11	3275	PK16PR-L11	3395	SK16PR-L11	4503	PK16TT	4701	IK16TT	5303	IK16		0.044
1998	V6-3.2	W		3130	K16PR-U11	3264	PK16PR11	3395	SK16PR-L11	4503	PK16TT	4701	IK16TT	5303	IK16		0.044
1994-1989	L4-2.6	E		3088	W22EPR-U	3302	P22PR8	3354	S22PR-A7					5307	IW22		0.032
1993-1989	L4-2.3	L		3088	W22EPR-U	3302	P22PR8	3354	S22PR-A7					5307	IW22		0.032
ASCENDER																	
2008-2007	L6-4.2	S								4513	PTV16TT	4718	ITV16TT	5338	ITV16		0.040
2006-2003	L6-4.2	S				5068	PT16VR13			4513	PTV16TT	4718	ITV16TT	5338	ITV16		0.050
2006	V8-5.3	M				5068	PT16VR13			4513	PTV16TT	4718	ITV16TT	5338	ITV16		0.050
2005	V8-5.3	M						5090	ZTJ16R10	4511	PT16TT	4713	IT16TT	5325	IT16		0.040
2004	V8-5.3	P						5090	ZTJ16R10	4511	PT16TT	4713	IT16TT	5325	IT16		0.040



YEAR ANNEE AÑO	CYL	ENGINE MOTEUR MOTOR	NOTES/NOTAS	OE Types						Twin-Tip (TT) Technology				High Performance		GAP ECART. BRECHA		
				U-GROOVE (Standard)		DOUBLE PLATINUM		IRIDIUM LONG-LIFE		PLATINUM TT		IRIDIUM TT		IRIDIUM POWER / IRIDIUM RACING				
				STOCK STOCK BOLSA	PLUG BOUGIE BUJIA	STOCK STOCK BOLSA	PLUG BOUGIE BUJIA	STOCK STOCK BOLSA	PLUG BOUGIE BUJIA	STOCK STOCK BOLSA	PLUG BOUGIE BUJIA	STOCK STOCK BOLSA	PLUG BOUGIE BUJIA	STOCK STOCK BOLSA	PLUG BOUGIE BUJIA			
ISUZU [continued]																		
ASCENDER [continued]																		
2003	V8-5.3	P						5077	PTJ16R15	5090	ZTJ16R10	4511	PT16TT	4713	IT16TT	5325	IT16	0.060
AXIOM																		
2004	V6-3.5	6VE1								3423	SXU16HPR-9					5356	IXUH22I	0.035
2003	V6-3.5	6VE1		3130	K16PR-U11	3293	K16PR-P11	3395	SK16PR-L11			4503	PK16TT	4701	IK16TT	5303	IK16	0.044
2002	V6-3.5	6VE1		3130	K16PR-U11	3264	PK16PR11	3395	SK16PR-L11			4503	PK16TT	4701	IK16TT	5303	IK16	0.044
HOMBRE																		
2000-1998	L4-2.2	4		5023	T16EPR-U15	5070	PT16EPR-L13					4511	PT16TT	4713	IT16TT	5325	IT16	0.050
2000	V6-4.3	W		5023	T16EPR-U15	5070	PT16EPR-L13					4511	PT16TT	4713	IT16TT	5325	IT16	0.050
1999-1997	V6-4.3	X		5023	T16EPR-U15	5070	PT16EPR-L13					4511	PT16TT	4713	IT16TT	5325	IT16	0.050
1997-1996	L4-2.2	4		5023	T16EPR-U15	5070	PT16EPR-L13					4511	PT16TT	4713	IT16TT	5325	IT16	0.060
I-280																		
2006	L4-2.8	8						5068	PT16VR13			4513	PTV16TT	4718	ITV16TT	5338	ITV16	0.050
I-290																		
2008-2007	L4-2.9	9										4513	PTV16TT	4718	ITV16TT	5338	ITV16	0.040
I-350																		
2006	L5-3.5	6						5068	PT16VR13			4513	PTV16TT	4718	ITV16TT	5338	ITV16	0.050
I-370																		
2008-2007	L5-3.7	E										4513	PTV16TT	4718	ITV16TT	5338	ITV16	0.040
I-MARK																		
1989-1987	L4-1.5	9	T	3049	W20EPR-U11	3115	P20PR11					4502	PW20TT	4709	IW20TT	5306	IW20	0.044
1989-1986	L4-1.5	7		3049	W20EPR-U11	3115	P20PR11					4502	PW20TT	4709	IW20TT	5306	IW20	0.044
1989	L4-1.6	5		3121	K20PR-U11	3168	PK20PR11	3443	SK20PR-L11			4504	PK20TT	4702	IK20TT	5304	IK20	0.044
1985	L4-1.5	K		3049	W20EPR-U11	3115	P20PR11					4502	PW20TT	4709	IW20TT	5306	IW20	0.044
1985	L4-1.8	B		3049	W20EPR-U11	3115	P20PR11					4502	PW20TT	4709	IW20TT	5306	IW20	0.044
1985	L4-1.8	B	Except DLX,			3115	P20PR11											0.044
1984-1981	L4-1.8	B		3212	W20EXR-U11	3238	P20R11					4502	PW20TT	4709	IW20TT	5306	IW20	0.044
IMPULSE																		
1992	L4-1.6	4	T	3145	K20PR-U	3245	PK20PR-P8	3403	SK20PR-A8			4504	PK20TT	4702	IK20TT	5304	IK20	0.032
1992	L4-1.8	8		3121	K20PR-U11	3168	PK20PR11	3443	SK20PR-L11			4504	PK20TT	4702	IK20TT	5304	IK20	0.044
1991-1990	L4-1.6	5		3121	K20PR-U11	3168	PK20PR11	3443	SK20PR-L11			4504	PK20TT	4702	IK20TT	5304	IK20	0.044
1991	L4-1.6	4	T	3121	K20PR-U11	3168	PK20PR11	3443	SK20PR-L11			4504	PK20TT	4702	IK20TT	5304	IK20	0.044
1989-1988	L4-2.3	L		3049	W20EPR-U11	3115	P20PR11					4502	PW20TT	4709	IW20TT	5306	IW20	0.044
1989-1985	L4-2.0	F	T	3049	W20EPR-U11	3115	P20PR11					4502	PW20TT	4709	IW20TT	5306	IW20	0.044
1987-1985	L4-1.9	A		3049	W20EPR-U11	3115	P20PR11					4502	PW20TT	4709	IW20TT	5306	IW20	0.044
1984-1983	L4-1.9	A		3212	W20EXR-U11	3238	P20R11					4502	PW20TT	4709	IW20TT	5306	IW20	0.044
OASIS																		
1999	L4-2.3	F23A7		3132	KJ16CR-L11	3246	PKJ16CR-L11	3396	SKJ16CR-L11			4503	PK16TT	4701	IK16TT	5357	IK16L	0.044
1998	L4-2.3			3132	KJ16CR-L11	3246	PKJ16CR-L11	3396	SKJ16CR-L11			4503	PK16TT	4701	IK16TT	5357	IK16L	0.044
1997-1996	L4-2.2	4		3131	KJ16CR11	3246	PKJ16CR-L11	3396	SKJ16CR-L11			4503	PK16TT	4701	IK16TT	5357	IK16L	0.044



YEAR ANEE AÑO	CYL	ENGINE MOTEUR MOTOR	NOTES/NOTAS	OE Types						Twin-Tip (TT) Technology				High Performance		GAP ECART. BRECHA
				U-GROOVE (Standard)		DOUBLE PLATINUM		IRIDIUM LONG-LIFE		PLATINUM TT		IRIDIUM TT		IRIDIUM POWER / IRIDIUM RACING		
				STOCK STOCK BOLSA	PLUG BOUGIE BUJIA	STOCK STOCK BOLSA	PLUG BOUGIE BUJIA	STOCK STOCK BOLSA	PLUG BOUGIE BUJIA	STOCK STOCK BOLSA	PLUG BOUGIE BUJIA	STOCK STOCK BOLSA	PLUG BOUGIE BUJIA	STOCK STOCK BOLSA	PLUG BOUGIE BUJIA	
ISUZU [continued]																
PICKUP																
1995-1989	L4-2.3	L		3088	W22EPR-U	3302	P22PR8	3354	S22PR-A7					5307	IW22	0.032
1995-1989	L4-2.6	E		3088	W22EPR-U	3302	P22PR8	3354	S22PR-A7					5307	IW22	0.032
1994-1991	V6-3.1	Z		5036	T20PR-U11					4510	PTF20TT	4716	ITF20TT	5331	ITF20	0.044
1988-1986	L4-2.3	L		3049	W20EPR-U11	3115	P20PR11			4502	PW20TT	4709	IW20TT	5306	IW20	0.044
1988	L4-2.6	E		3049	W20EPR-U11	3115	P20PR11			4502	PW20TT	4709	IW20TT	5306	IW20	0.044
1987-1985	L4-1.9	A		3049	W20EPR-U11	3115	P20PR11			4502	PW20TT	4709	IW20TT	5306	IW20	0.044
1984-1983	L4-1.9	A		3212	W20EXR-U11	3238	P20R11			4502	PW20TT	4709	IW20TT	5306	IW20	0.044
1982-1981	L4-1.8	N		3212	W20EXR-U11	3238	P20R11			4502	PW20TT	4709	IW20TT	5306	IW20	0.044
RODEO																
2004-2003	V6-3.2	6VD1		3130	K16PR-U11	3293	K16PR-P11	3395	SK16PR-L11	4503	PK16TT	4701	IK16TT	5303	IK16	0.044
2004	V6-3.5	6VE1						3423	SKU16HPR-9					5356	IXUH22I	0.035
2003-1998	L4-2.2	X22SE		3143	K16PR-L11	3275	PK16PR-L11	3395	SK16PR-L11	4503	PK16TT	4701	IK16TT	5303	IK16	0.044
2002-2000	V6-3.2	6VD1		3130	K16PR-U11	3264	PK16PR11	3395	SK16PR-L11	4503	PK16TT	4701	IK16TT	5303	IK16	0.044
1999-1998	V6-3.2	6VD1		3143	K16PR-L11	3275	PK16PR-L11	3395	SK16PR-L11	4503	PK16TT	4701	IK16TT	5303	IK16	0.044
1997-1991	L4-2.6	E		3088	W22EPR-U	3302	P22PR8	3354	S22PR-A7					5307	IW22	0.032
1997	V6-3.2	V		3130	K16PR-U11	3264	PK16PR11	3395	SK16PR-L11	4503	PK16TT	4701	IK16TT	5303	IK16	0.044
1996	V6-3.2	V		3121	K20PR-U11	3168	PK20PR11	3443	SK20PR-L11	4504	PK20TT	4702	IK20TT	5304	IK20	0.044
1995-1993	V6-3.2	V		3121	K20PR-U11	3168	PK20PR11	3443	SK20PR-L11	4504	PK20TT	4702	IK20TT	5304	IK20	0.044
1992-1991	V6-3.1	Z		5036	T20PR-U11					4510	PTF20TT	4716	ITF20TT	5331	ITF20	0.044
RODEO SPORT																
2003-2001	L4-2.2	X22SE		3143	K16PR-L11	3275	PK16PR-L11	3395	SK16PR-L11	4503	PK16TT	4701	IK16TT	5303	IK16	0.044
2003	V6-3.2	6VD1		3130	K16PR-U11	3293	K16PR-P11	3395	SK16PR-L11	4503	PK16TT	4701	IK16TT	5303	IK16	0.044
2002-2001	V6-3.2	6VD1		3130	K16PR-U11	3264	PK16PR11	3395	SK16PR-L11	4503	PK16TT	4701	IK16TT	5303	IK16	0.044
STYLUS																
1993-1992	L4-1.6	6		3212	W20EXR-U11	3238	P20R11			4502	PW20TT	4709	IW20TT	5306	IW20	0.044
1992	L4-1.8	8		3121	K20PR-U11	3168	PK20PR11	3443	SK20PR-L11	4504	PK20TT	4702	IK20TT	5304	IK20	0.044
1991	L4-1.6	6		3088	W22EPR-U	3302	P22PR8	3354	S22PR-A7					5307	IW22	0.032
1991	L4-1.6	5		3121	K20PR-U11	3168	PK20PR11	3443	SK20PR-L11			4702	IK20TT	5304	IK20	0.044
TROOPER																
2002-2000	V6-3.5	6VE1		3130	K16PR-U11	3264	PK16PR11	3395	SK16PR-L11	4503	PK16TT	4701	IK16TT	5303	IK16	0.044
1999-1998	V6-3.5	6VE1		3143	K16PR-L11	3275	PK16PR-L11	3395	SK16PR-L11	4503	PK16TT	4701	IK16TT	5303	IK16	0.044
1997	V6-3.2	V		3130	K16PR-U11	3264	PK16PR11	3395	SK16PR-L11	4503	PK16TT	4701	IK16TT	5303	IK16	0.044
1996	V6-3.2	V	LS, SE,	3130	K16PR-U11	3264	PK16PR11	3395	SK16PR-L11	4503	PK16TT	4701	IK16TT	5303	IK16	0.044
1996	V6-3.2	V	S,	3121	K20PR-U11	3168	PK20PR11	3443	SK20PR-L11	4504	PK20TT	4702	IK20TT	5304	IK20	0.044
1995-1992	V6-3.2	V		3121	K20PR-U11	3168	PK20PR11	3443	SK20PR-L11	4504	PK20TT	4702	IK20TT	5304	IK20	0.044
1995-1992	V6-3.2	W		3121	K20PR-U11	3168	PK20PR11	3443	SK20PR-L11	4504	PK20TT	4702	IK20TT	5304	IK20	0.044
1991-1989	L4-2.6	E		3088	W22EPR-U	3302	P22PR8	3354	S22PR-A7					5307	IW22	0.032
1991-1989	V6-2.8	R		5035	T20PR-U					4510	PTF20TT	4716	ITF20TT	5331	ITF20	0.035
1988	L4-2.6	E		3049	W20EPR-U11	3115	P20PR11			4502	PW20TT					0.044
1987-1986	L4-2.3	L		3049	W20EPR-U11	3115	P20PR11			4502	PW20TT	4709	IW20TT	5306	IW20	0.044



YEAR ANNEE AÑO	CYL	ENGINE MOTEUR MOTOR	NOTES/NOTAS	OE Types						Twin-Tip (TT) Technology				High Performance		GAP ECART. BRECHA
				U-GROOVE (Standard)		DOUBLE PLATINUM		IRIDIUM LONG-LIFE		PLATINUM TT		IRIDIUM TT		IRIDIUM POWER / IRIDIUM RACING		
				STOCK STOCK BOLSA	PLUG BOUGIE BUJIA	STOCK STOCK BOLSA	PLUG BOUGIE BUJIA	STOCK STOCK BOLSA	PLUG BOUGIE BUJIA	STOCK STOCK BOLSA	PLUG BOUGIE BUJIA	STOCK STOCK BOLSA	PLUG BOUGIE BUJIA	STOCK STOCK BOLSA	PLUG BOUGIE BUJIA	
ISUZU [continued]																
TROOPER [continued]																
1985	L4-1.9	A		3049	W20EPR-U11	3115	P20PR11			4502	PW20TT	4709	IW20TT	5306	IW20	0.044
1984	L4-1.9	A		3212	W20EXR-U11	3238	P20R11			4502	PW20TT	4709	IW20TT	5306	IW20	0.044
VEHICROSS																
2001-2000	V6-3.5	6VE1		3130	K16PR-U11	3264	PK16PR11	3395	SK16PR-L11	4503	PK16TT	4701	IK16TT	5303	IK16	0.044
1999	V6-3.5	6VE1		3143	K16PR-L11	3275	PK16PR-L11	3395	SK16PR-L11	4503	PK16TT	4701	IK16TT	5303	IK16	0.044
JAGUAR																
F-TYPE																
2014	V8-5.0	L	S					3442	FXE22HR11			4712	IXEH22TT			0.044
S-TYPE																
2008	V6-3.0	A		5023	T16EPR-U15	5070	PT16EPR-L13			4511	PT16TT	4713	IT16TT	5325	IT16	0.050
2008	V8-4.2	B								4503	PK16TT	4701	IK16TT	5303	IK16	0.040
2008	V8-4.2	C	S							4503	PK16TT	4701	IK16TT	5303	IK16	0.040
2007-2006	V8-4.2		S	3120	K16R-U11	3134	PK16R11	3356	SK16PR-A11	4503	PK16TT	4701	IK16TT	5303	IK16	0.044
2007-2005	V6-3.0			5023	T16EPR-U15	5070	PT16EPR-L13			4511	PT16TT	4713	IT16TT	5325	IT16	0.050
2007-2003	V8-4.2			3120	K16R-U11	3134	PK16R11	3356	SK16PR-A11	4503	PK16TT	4701	IK16TT	5303	IK16	0.044
2005	V8-4.2		S	3120	K16R-U11	3134	PK16R11	3356	SK16PR-A11	4503	PK16TT					0.044
2004-2003	V6-3.0	T		5023	T16EPR-U15	5070	PT16EPR-L13			4511	PT16TT	4713	IT16TT	5325	IT16	0.050
2004-2003	V8-4.2		S	3120	K16R-U11	3134	PK16R11	3356	SK16PR-A11	4503	PK16TT	4701	IK16TT	5303	IK16	0.044
2002-2000	V6-3.0	F		5023	T16EPR-U15	5070	PT16EPR-L13			4511	PT16TT	4713	IT16TT	5325	IT16	0.050
2002-2000	V8-4.0	G		3007	Q20PR-U					4508	PQ20TT	4707	IQ20TT	5302	IQ20	0.032
SUPER V8																
2009-2008	V8-4.2		S							4503	PK16TT	4701	IK16TT	5303	IK16	0.040
2007-2005	V8-4.2		S	3120	K16R-U11	3134	PK16R11	3356	SK16PR-A11	4503	PK16TT	4701	IK16TT	5303	IK16	0.044
VANDEN PLAS																
2009-2008	V8-4.2									4503	PK16TT	4701	IK16TT	5303	IK16	0.040
2007-2004	V8-4.2			3120	K16R-U11	3134	PK16R11	3356	SK16PR-A11	4503	PK16TT	4701	IK16TT	5303	IK16	0.044
2003-2000	V8-4.0	C		3007	Q20PR-U					4508	PQ20TT	4707	IQ20TT	5302	IQ20	0.032
2003	V8-4.0	B	S							4508	PQ20TT	4701	IK16TT	5302	IQ20	0.040
2003	V8-4.0	B	S	3007	Q20PR-U					4508	PQ20TT	4701	IK16TT	5303	IK16	0.032
2003	V8-4.0	B	S	3007	Q20PR-U							4707	IQ20TT			0.032
2002-2000	V8-4.0	B	S	3007	Q20PR-U					4508	PQ20TT	4707	IQ20TT	5302	IQ20	0.032
1999-1998	V8-4.0			3007	Q20PR-U					4508	PQ20TT	4707	IQ20TT	5302	IQ20	0.032
1997-1996	L6-4.0	2		3145	K20PR-U	3245	PK20PR-P8	3403	SK20PR-A8	4504	PK20TT	4702	IK20TT	5304	IK20	0.032
1996-1994	L6-4.0	7		3145	K20PR-U	3245	PK20PR-P8	3403	SK20PR-A8	4504	PK20TT	4702	IK20TT	5304	IK20	0.032
1993	L6-4.0	AJ16						3403	SK20PR-A8							0.032
1993	L6-4.0	7		3145	K20PR-U	3245	PK20PR-P8			4504	PK20TT	4702	IK20TT	5304	IK20	0.032
1992-1990	L6-4.0	7		3145	K20PR-U	3245	PK20PR-P8	3403	SK20PR-A8	4504	PK20TT	4702	IK20TT	5304	IK20	0.032
1989-1988	L6-3.6	5		3007	Q20PR-U					4508	PQ20TT	4707	IQ20TT	5302	IQ20	0.032
1988	L6-3.6	6		3007	Q20PR-U					4508	PQ20TT	4707	IQ20TT	5302	IQ20	0.032



YEAR ANNEE AÑO	CYL	ENGINE MOTEUR MOTOR	NOTES/NOTAS	OE Types						Twin-Tip (TT) Technology				High Performance		GAP ECART. BRECHA		
				U-GROOVE (Standard)		DOUBLE PLATINUM		IRIDIUM LONG-LIFE		PLATINUM TT		IRIDIUM TT		IRIDIUM POWER / IRIDIUM RACING				
				STOCK STOCK BOLSA	PLUG BOUGIE BUJIA	STOCK STOCK BOLSA	PLUG BOUGIE BUJIA	STOCK STOCK BOLSA	PLUG BOUGIE BUJIA	STOCK STOCK BOLSA	PLUG BOUGIE BUJIA	STOCK STOCK BOLSA	PLUG BOUGIE BUJIA	STOCK STOCK BOLSA	PLUG BOUGIE BUJIA			
JAGUAR [continued]																		
VANDEN PLAS [continued]																		
1987-1982	L6-4.2	3		3031	W16EXR-U	3004	P16R					4501	PW16TT	4708	IW16TT	5305	IW16	0.032
1982	L6-4.2	2		3031	W16EXR-U	3004	P16R					4501	PW16TT	4708	IW16TT	5305	IW16	0.032
XF																		
2014	V8-5.0	P	S					3442	FXE22HR11					4712	IXEH22TT			0.044
2013	V8-5.0		S					3442	FXE22HR11					4712	IXEH22TT			0.044
2012	V8-5.0							3442	FXE22HR11					4712	IXEH22TT			0.044
2012	V8-5.0		S					3442	FXE22HR11					4712	IXEH22TT			0.044
2011	V8-5.0							3444	SC20HR11									0.044
2011	V8-5.0		S					3444	SC20HR11									0.044
2010-2009	V8-4.2									4503	PK16TT	4701	IK16TT	5303	IK16			0.040
2010	V8-5.0							3444	SC20HR11									0.044
2010	V8-5.0		S					3444	SC20HR11									0.044
2009	V8-4.2		S							4503	PK16TT	4701	IK16TT	5303	IK16			0.040
XFR																		
2014	V8-5.0	H	S					3442	FXE22HR11					4712	IXEH22TT			0.044
2013	V8-5.0		S					3442	FXE22HR11					4712	IXEH22TT			0.044
2012	V8-5.0		S					3442	FXE22HR11					4712	IXEH22TT			0.044
2011	V8-5.0		S					3444	SC20HR11									0.044
2010	V8-5.0		S					3444	SC20HR11									0.044
XFR-S																		
2014	V8-5.0	Z	S					3442	FXE22HR11					4712	IXEH22TT			0.044
2013	V8-5.0		S					3442	FXE22HR11					4712	IXEH22TT			0.044
XJ																		
2014	V8-5.0	T	S					3442	FXE22HR11					4712	IXEH22TT			0.044
2013	V8-5.0							3442	FXE22HR11					4712	IXEH22TT			0.044
2013	V8-5.0		S					3442	FXE22HR11					4712	IXEH22TT			0.044
2012	V8-5.0							3442	FXE22HR11					4712	IXEH22TT			0.044
2012	V8-5.0		S					3442	FXE22HR11					4712	IXEH22TT			0.044
2011	V8-5.0							3444	SC20HR11									0.044
2011	V8-5.0		S					3444	SC20HR11									0.044
1971-1969	L6-4.2			3031	W16EXR-U	3004	P16R			4501	PW16TT	4708	IW16TT	5305	IW16			0.032
XJ6																		
1997-1996	L6-4.0	2		3145	K20PR-U	3245	PK20PR-P8	3403	SK20PR-A8	4504	PK20TT	4702	IK20TT	5304	IK20			0.032
1996-1990	L6-4.0	7		3145	K20PR-U	3245	PK20PR-P8	3403	SK20PR-A8	4504	PK20TT	4702	IK20TT	5304	IK20			0.032
1992-1990	L6-4.0	9		3145	K20PR-U	3245	PK20PR-P8	3403	SK20PR-A8	4504	PK20TT	4702	IK20TT	5304	IK20			0.032
1989-1987	L6-3.6	5		3007	Q20PR-U					4508	PQ20TT	4707	IQ20TT	5302	IQ20			0.032
1988	L6-3.6	6		3007	Q20PR-U					4508	PQ20TT	4707	IQ20TT	5302	IQ20			0.032
1987-1981	L6-4.2	2		3031	W16EXR-U	3004	P16R			4501	PW16TT	4708	IW16TT	5305	IW16			0.032
1987-1981	L6-4.2	3		3031	W16EXR-U	3004	P16R			4501	PW16TT	4708	IW16TT	5305	IW16			0.032
1980-1978	L6-4.2	N		3031	W16EXR-U	3004	P16R			4501	PW16TT	4708	IW16TT	5305	IW16			0.032



YEAR ANNEE AÑO	CYL	ENGINE MOTEUR MOTOR	NOTES/NOTAS	OE Types						Twin-Tip (TT) Technology				High Performance		GAP ECART. BRECHA	
				U-GROOVE (Standard)		DOUBLE PLATINUM		IRIDIUM LONG-LIFE		PLATINUM TT		IRIDIUM TT		IRIDIUM POWER / IRIDIUM RACING			
				STOCK STOCK BOLSA	PLUG BOUGIE BUJIA	STOCK STOCK BOLSA	PLUG BOUGIE BUJIA	STOCK STOCK BOLSA	PLUG BOUGIE BUJIA	STOCK STOCK BOLSA	PLUG BOUGIE BUJIA	STOCK STOCK BOLSA	PLUG BOUGIE BUJIA	STOCK STOCK BOLSA	PLUG BOUGIE BUJIA		
JAGUAR [continued]																	
XJ6 [continued]																	
1977-1972	L6-4.2			3031	W16EXR-U	3004	P16R				4501	PW16TT	4708	IW16TT	5305	IW16	0.032
XJ8																	
2009-2008	V8-4.2										4503	PK16TT	4701	IK16TT	5303	IK16	0.040
2007-2004	V8-4.2			3120	K16R-U11	3134	PK16R11	3356	SK16PR-A11		4503	PK16TT	4701	IK16TT	5303	IK16	0.044
2003	V8-4.0	C		3007	Q20PR-U						4508	PQ20TT	4707	IQ20TT	5302	IQ20	0.032
2002	V8-4.0	C									4508	PQ20TT	4701	IK16TT	5302	IQ20	0.040
2002	V8-4.0	C		3007	Q20PR-U						4508	PQ20TT	4701	IK16TT	5303	IK16	0.032
2002	V8-4.0	C		3007	Q20PR-U								4707	IQ20TT			0.032
2001-2000	V8-4.0	C		3007	Q20PR-U						4508	PQ20TT	4707	IQ20TT	5302	IQ20	0.032
1999-1998	V8-4.0	2		3007	Q20PR-U						4508	PQ20TT	4707	IQ20TT	5302	IQ20	0.032
XJ12																	
1996-1994	V12-6.0	3		5040	T22EP-U										5327	IT22	0.032
1992-1988	V12-5.3	8		5032	T20EPR-U						4512	PT20TT	4714	IT20TT	5326	IT20	0.032
1987-1982	V12-5.3	0		5032	T20EPR-U						4512	PT20TT	4714	IT20TT	5326	IT20	0.032
1981	V12-5.3	8		5032	T20EPR-U						4512	PT20TT	4714	IT20TT	5326	IT20	0.032
1979	V12-5.3	V		3066	W20EXR-U	3229	P20R8				4502	PW20TT	4709	IW20TT	5306	IW20	0.032
1979	V12-5.3	X		3066	W20EXR-U	3229	P20R8				4502	PW20TT	4709	IW20TT	5306	IW20	0.032
1978-1973	V12-5.3			3066	W20EXR-U	3229	P20R8				4502	PW20TT	4709	IW20TT	5306	IW20	0.032
XJR																	
2014	V8-5.0	K	S					3442	FXE22HR11				4712	IXEH22TT			0.044
2009-2008	V8-4.2		S							4503	PK16TT	4701	IK16TT	5303	IK16	0.040	
2007-2004	V8-4.2		S	3120	K16R-U11	3134	PK16R11	3356	SK16PR-A11	4503	PK16TT	4701	IK16TT	5303	IK16	0.044	
2003-2000	V8-4.0	B	S	3007	Q20PR-U					4508	PQ20TT	4707	IQ20TT	5302	IQ20	0.032	
1999-1998	V8-4.0		S	3007	Q20PR-U					4508	PQ20TT	4707	IQ20TT	5302	IQ20	0.032	
1997-1995	L6-4.0	1	S	3145	K20PR-U	3245	PK20PR-P8	3403	SK20PR-A8	4504	PK20TT	4702	IK20TT	5304	IK20	0.032	
XJRS																	
1993	V12-6.0	3		5040	T22EP-U										5327	IT22	0.032
XJS																	
1996-1993	L6-4.0	7		3145	K20PR-U	3245	PK20PR-P8	3403	SK20PR-A8	4504	PK20TT	4702	IK20TT	5304	IK20	0.032	
1995-1994	V12-6.0	3		5040	T22EP-U										5327	IT22	0.032
1992-1981	V12-5.3	8		5032	T20EPR-U					4512	PT20TT	4714	IT20TT	5326	IT20	0.032	
1992	L6-4.0	9		3145	K20PR-U	3245	PK20PR-P8	3403	SK20PR-A8	4504	PK20TT	4702	IK20TT	5304	IK20	0.032	
1988-1982	V12-5.3	0		5032	T20EPR-U					4512	PT20TT	4714	IT20TT	5326	IT20	0.032	
1980-1979	V12-5.3	V		3066	W20EXR-U	3229	P20R8			4502	PW20TT	4709	IW20TT	5306	IW20	0.032	
1979	V12-5.3	X		3066	W20EXR-U	3229	P20R8			4502	PW20TT	4709	IW20TT	5306	IW20	0.032	
1978-1976	V12-5.3			3066	W20EXR-U	3229	P20R8			4502	PW20TT	4709	IW20TT	5306	IW20	0.032	
XK																	
2014	V8-5.0	B						3442	FXE22HR11			4712	IXEH22TT				0.044
2013	V8-5.0							3442	FXE22HR11			4712	IXEH22TT				0.044
2012	V8-5.0							3442	FXE22HR11			4712	IXEH22TT				0.044



YEAR ANNEE AÑO	CYL	ENGINE MOTEUR MOTOR	NOTES/NOTAS	OE Types						Twin-Tip (TT) Technology				High Performance		GAP ECART. BRECHA	
				U-GROOVE (Standard)		DOUBLE PLATINUM		IRIDIUM LONG-LIFE		PLATINUM TT		IRIDIUM TT		IRIDIUM POWER / IRIDIUM RACING			
				STOCK STOCK BOLSA	PLUG BOUGIE BUJIA	STOCK STOCK BOLSA	PLUG BOUGIE BUJIA	STOCK STOCK BOLSA	PLUG BOUGIE BUJIA	STOCK STOCK BOLSA	PLUG BOUGIE BUJIA	STOCK STOCK BOLSA	PLUG BOUGIE BUJIA	STOCK STOCK BOLSA	PLUG BOUGIE BUJIA		
JAGUAR [continued]																	
XK [continued]																	
2011	V8-5.0								3444	SC20HR11						0.044	
2010	V8-5.0								3444	SC20HR11						0.044	
2009-2008	V8-4.2										4503	PK16TT	4701	IK16TT	5303	IK16	0.040
2007	V8-4.2	B		3120	K16R-U11	3134	PK16R11		3356	SK16PR-A11	4503	PK16TT	4701	IK16TT	5303	IK16	0.044
XK8																	
2006-2005	V8-4.2			3120	K16R-U11	3134	PK16R11		3356	SK16PR-A11	4503	PK16TT	4701	IK16TT	5303	IK16	0.044
2004-2003	V8-4.2	C		3143	K16PR-L11	3275	PK16PR-L11	3395	SK16PR-L11	4503	PK16TT	4701	IK16TT	5303	IK16	0.044	
2002-2000	V8-4.0	C		3007	Q20PR-U					4508	PQ20TT	4707	IQ20TT	5302	IQ20	0.032	
1999	V8-4.0			3137	Q16PR-U	3005	PQ16R			4507	PQ16TT	4706	IQ16TT	5301	IQ16	0.044	
1998	V8-4.0	2		3007	Q20PR-U					4508	PQ20TT	4707	IQ20TT	5302	IQ20	0.032	
1997	V8-4.0	7		3007	Q20PR-U					4508	PQ20TT	4707	IQ20TT	5302	IQ20	0.032	
XKE																	
1974-1971	V12-5.3			3066	W20EXR-U	3229	P20R8			4502	PW20TT	4709	IW20TT	5306	IW20	0.032	
1971-1968	L6-4.2			3031	W16EXR-U	3004	P16R			4501	PW16TT	4708	IW16TT	5305	IW16	0.032	
XKR																	
2014	V8-5.0	C	S						3442	FXE22HR11			4712	IXEH22TT		0.044	
2013	V8-5.0		S						3442	FXE22HR11			4712	IXEH22TT		0.044	
2012	V8-5.0		S						3442	FXE22HR11			4712	IXEH22TT		0.044	
2011	V8-5.0		S						3444	SC20HR11						0.044	
2010	V8-5.0		S						3444	SC20HR11						0.044	
2009-2008	V8-4.2		S								4503	PK16TT	4701	IK16TT	5303	IK16	0.040
2007-2005	V8-4.2		S	3120	K16R-U11	3134	PK16R11		3356	SK16PR-A11	4503	PK16TT	4701	IK16TT	5303	IK16	0.044
2004	V8-4.2	B	S	3143	K16PR-L11	3275	PK16PR-L11		3395	SK16PR-L11	4503	PK16TT	4701	IK16TT	5303	IK16	0.044
2003	V8-4.2	B	S	3031	W16EXR-U	3004	P16R			4501	PW16TT	4708	IW16TT	5305	IW16	0.044	
2002-2000	V8-4.0	B	S	3007	Q20PR-U					4508	PQ20TT	4707	IQ20TT	5302	IQ20	0.032	
XKR-S																	
2014	V8-5.0	A	S						3442	FXE22HR11			4712	IXEH22TT		0.044	
2013	V8-5.0		S						3442	FXE22HR11			4712	IXEH22TT		0.044	
2012	V8-5.0		S						3442	FXE22HR11			4712	IXEH22TT		0.044	
X-TYPE																	
2008	V6-3.0			5023	T16EPR-U15	5070	PT16EPR-L13				4511	PT16TT	4713	IT16TT	5325	IT16	0.060
2007-2005	V6-3.0			5023	T16EPR-U15	5070	PT16EPR-L13				4511	PT16TT	4713	IT16TT	5325	IT16	0.050
2005	V6-2.5			5023	T16EPR-U15	5070	PT16EPR-L13				4511	PT16TT	4713	IT16TT	5325	IT16	0.050
2004-2003	V6-2.5	D		5023	T16EPR-U15	5070	PT16EPR-L13				4511	PT16TT	4713	IT16TT	5325	IT16	0.050
2004-2003	V6-3.0	C		5023	T16EPR-U15	5070	PT16EPR-L13				4511	PT16TT	4713	IT16TT	5325	IT16	0.050
2002	V6-2.5			5023	T16EPR-U15	5070	PT16EPR-L13				4511	PT16TT	4713	IT16TT	5325	IT16	0.050
2002	V6-3.0	F		5023	T16EPR-U15	5070	PT16EPR-L13				4511	PT16TT	4713	IT16TT	5325	IT16	0.050
JEEP																	



YEAR ANNEE AÑO	CYL	ENGINE MOTEUR MOTOR	NOTES/NOTAS	OE Types						Twin-Tip (TT) Technology				High Performance		GAP ECART. BRECHA
				U-GROOVE (Standard)		DOUBLE PLATINUM		IRIDIUM LONG-LIFE		PLATINUM TT		IRIDIUM TT		IRIDIUM POWER / IRIDIUM RACING		
				STOCK STOCK BOLSA	PLUG BOUGIE BUJIA	STOCK STOCK BOLSA	PLUG BOUGIE BUJIA	STOCK STOCK BOLSA	PLUG BOUGIE BUJIA	STOCK STOCK BOLSA	PLUG BOUGIE BUJIA	STOCK STOCK BOLSA	PLUG BOUGIE BUJIA	STOCK STOCK BOLSA	PLUG BOUGIE BUJIA	
JEEP																
2014	L4-2.4	ED6						3417	SK16HR11	4505	PKH16TT	4703	IKH16TT	5343	IKH16	0.044
2014	V6-3.2	EHB						3461	SKU22HCR11S					5356	IXUH22I	0.044
2001-1991	L6-4.0	S		5018	QJ16HR-U											0.035
2000-1991	L4-2.5	P		5018	QJ16HR-U											0.035
1990-1989	L4-2.5	E		5018	QJ16HR-U											0.035
1990-1989	L6-4.0	L		3007	Q20PR-U					4508	PQ20TT	4707	IQ20TT	5302	IQ20	0.032
1988-1987	L6-4.0	M		3007	Q20PR-U					4508	PQ20TT	4707	IQ20TT	5302	IQ20	0.032
1988-1986	L4-2.5	H		5018	QJ16HR-U											0.035
1986-1984	V6-2.8	W		5026	T16PR-U11					4509	PTF16TT	4715	ITF16TT	5330	ITF16	0.044
1985-1984	L4-2.5	U		5018	QJ16HR-U											0.035
1983-1981	L6-4.2	C		5018	QJ16HR-U											0.035
1983-1974	V8-5.9	N		3031	W16EXR-U	3004	P16R			4501	PW16TT	4708	IW16TT	5305	IW16	0.032
1980	L6-4.2	C		4124	J16HR-U10											0.040
1979-1978	L6-4.2	C		3001	J16BR-U											0.032
1978-1974	V8-5.9	P		3031	W16EXR-U	3004	P16R			4501	PW16TT	4708	IW16TT	5305	IW16	0.032
1978-1974	V8-6.6	Z		3031	W16EXR-U	3004	P16R			4501	PW16TT	4708	IW16TT	5305	IW16	0.032
1977-1974	L6-4.2	A		3031	W16EXR-U	3004	P16R			4501	PW16TT	4708	IW16TT	5305	IW16	0.032
1977	L6-4.2	C		3031	W16EXR-U	3004	P16R			4501	PW16TT	4708	IW16TT	5305	IW16	0.032
CJ3																
1966	V6-3.7			3037	W16PR-U											0.027
CJ5																
1983-1981	L6-4.2	C		5018	QJ16HR-U											0.035
1983-1980	L4-2.5	B		5027	T16PR-U15					4509	PTF16TT	4715	ITF16TT	5330	ITF16	0.060
1981-1972	V8-5.0	H		3031	W16EXR-U	3004	P16R			4501	PW16TT	4708	IW16TT	5305	IW16	0.032
1980	L6-4.2	C		4124	J16HR-U10											0.040
1979	L6-4.2	C		3001	J16BR-U											0.032
1978-1972	L6-4.2	A		3031	W16EXR-U	3004	P16R			4501	PW16TT	4708	IW16TT	5305	IW16	0.032
1978	L6-3.8	E		3001	J16BR-U											0.032
1977-1972	L6-3.8	E		3031	W16EXR-U	3004	P16R			4501	PW16TT	4708	IW16TT	5305	IW16	0.032
1971-1968	L4-2.2			3075	W20S-U											0.027
1971-1966	V6-3.7			3037	W16PR-U											0.027
CJ6																
1975-1972	L6-3.8	E		3031	W16EXR-U	3004	P16R			4501	PW16TT	4708	IW16TT	5305	IW16	0.032
1975-1972	L6-4.2	A		3031	W16EXR-U	3004	P16R			4501	PW16TT	4708	IW16TT	5305	IW16	0.032
1975-1972	V8-5.0	H		3031	W16EXR-U	3004	P16R			4501	PW16TT	4708	IW16TT	5305	IW16	0.032
1971-1969	V6-3.7			3037	W16PR-U											0.027
1971-1968	L4-2.2			3075	W20S-U											0.027
1968	V6-3.7	H		3037	W16PR-U											0.027
1968	V6-3.7	P		3037	W16PR-U											0.027
1967-1966	V6-3.7			3037	W16PR-U											0.027



YEAR ANNEE AÑO	CYL	ENGINE MOTEUR MOTOR	NOTES/NOTAS	OE Types						Twin-Tip (TT) Technology				High Performance		GAP ECART. BRECHA	
				U-GROOVE (Standard)		DOUBLE PLATINUM		IRIDIUM LONG-LIFE		PLATINUM TT		IRIDIUM TT		IRIDIUM POWER / IRIDIUM RACING			
				STOCK STOCK BOLSA	PLUG BOUGIE BUJIA	STOCK STOCK BOLSA	PLUG BOUGIE BUJIA	STOCK STOCK BOLSA	PLUG BOUGIE BUJIA	STOCK STOCK BOLSA	PLUG BOUGIE BUJIA	STOCK STOCK BOLSA	PLUG BOUGIE BUJIA	STOCK STOCK BOLSA	PLUG BOUGIE BUJIA		
JEEP [continued]																	
CJ7																	
1986-1983	L4-2.5	U		5018	QJ16HR-U												0.035
1986-1981	L6-4.2	C		5018	QJ16HR-U												0.035
1983-1980	L4-2.5	B		5027	T16PR-U15					4509	PTF16TT	4715	ITF16TT	5330	ITF16		0.060
1981-1976	V8-5.0	H		3031	W16EXR-U	3004	P16R			4501	PW16TT	4708	IW16TT	5305	IW16		0.032
1980	L6-4.2	C		4124	J16HR-U10												0.040
1979	L6-4.2	C		3001	J16BR-U												0.032
1978-1976	L6-4.2	A		3031	W16EXR-U	3004	P16R			4501	PW16TT	4708	IW16TT	5305	IW16		0.032
1978	L6-3.8	E		3001	J16BR-U												0.032
1977-1976	L6-3.8	E		3031	W16EXR-U	3004	P16R			4501	PW16TT	4708	IW16TT	5305	IW16		0.032
COMANCHE																	
1992-1991	L4-2.5	P		5018	QJ16HR-U												0.035
1992-1991	L6-4.0	S		5018	QJ16HR-U												0.035
1990-1989	L4-2.5	E		5018	QJ16HR-U												0.035
1990-1989	L6-4.0	L		3007	Q20PR-U					4508	PQ20TT	4707	IQ20TT	5302	IQ20		0.032
1988-1987	L6-4.0	M		3007	Q20PR-U					4508	PQ20TT	4707	IQ20TT	5302	IQ20		0.032
1988-1986	L4-2.5	H		5018	QJ16HR-U												0.035
1986	V6-2.8	W		5026	T16PR-U11					4509	PTF16TT	4715	ITF16TT	5330	ITF16		0.044
COMMANDER																	
2010-2006	V6-3.7	K		3169	KJ20CR-L11	3247	PKJ20CR-L11	3371	SKJ20CR-A8	4504	PK20TT	4702	IK20TT	5358	IK20L		0.044
2010	V8-5.7	EZH		6076	K16HPR-U11			3417	SK16HR11	4505	PKH16TT	4703	IKH16TT	5343	IKH16		0.044
2009-2008	V8-4.7	N	Gas, Intake: STD / Exhaust: Iridium,	3381	K20HR-U11	3134	PK16R11	3433	SK20HPR-L11	4506	PKH20TT	4704	IKH20TT				0.044
2009-2008	V8-4.7	N	Gas, Intake: STD / Exhaust: Iridium,											5344	IKH20		0.044
2009	V8-4.7	P	Flex, Intake: STD / Exhaust: Iridium,	3381	K20HR-U11	3134	PK16R11	3433	SK20HPR-L11	4506	PKH20TT	4704	IKH20TT				0.044
2009	V8-4.7	P	Flex, Intake: STD / Exhaust: Iridium,											5344	IKH20		0.044
2009	V8-5.7	EZD		6076	K16HPR-U11			3417	SK16HR11	4505	PKH16TT	4703	IKH16TT	5343	IKH16		0.044
2008-2006	V8-5.7	2										4717	ITL16TT	5349	ITL16		0.040
2008	V8-4.7	N	Flex, Intake: STD / Exhaust: Iridium,	3381	K20HR-U11			3433	SK20HPR-L11	4506	PKH20TT	4704	IKH20TT				0.044
2008	V8-4.7	N	Flex, Intake: STD / Exhaust: Iridium,											5344	IKH20		0.044
2007-2006	V8-4.7	N		3120	K16R-U11	3134	PK16R11	3324	SK16R11	4503	PK16TT	4701	IK16TT	5357	IK16L		0.044
2007	V8-4.7	P		3120	K16R-U11	3134	PK16R11	3324	SK16R11	4503	PK16TT	4701	IK16TT	5357	IK16L		0.044
COMMANDO																	
1967-1966	V6-3.7			3037	W16PR-U												0.027
1967	L4-2.2	4		3075	W20S-U												0.027
1967	L4-2.2	J		3075	W20S-U												0.027



YEAR ANNEE AÑO	CYL	ENGINE MOTEUR MOTOR	NOTES/NOTAS	OE Types						Twin-Tip (TT) Technology				High Performance		GAP ECART. BRECHA		
				U-GROOVE (Standard)		DOUBLE PLATINUM		IRIDIUM LONG-LIFE		PLATINUM TT		IRIDIUM TT		IRIDIUM POWER / IRIDIUM RACING				
				STOCK STOCK BOLSA	PLUG BOUGIE BUJIA	STOCK STOCK BOLSA	PLUG BOUGIE BUJIA	STOCK STOCK BOLSA	PLUG BOUGIE BUJIA	STOCK STOCK BOLSA	PLUG BOUGIE BUJIA	STOCK STOCK BOLSA	PLUG BOUGIE BUJIA	STOCK STOCK BOLSA	PLUG BOUGIE BUJIA			
JEEP [continued]																		
COMPASS																		
2014-2013	L4-2.0	ECN		3132	KJ16CR-L11						4503	PK16TT	4701	IK16TT	5303	IK16	0.044	
2014-2013	L4-2.4	ED3		3132	KJ16CR-L11						4503	PK16TT	4701	IK16TT	5303	IK16	0.044	
2012	L4-2.0	ECN		3132	KJ16CR-L11	3246	PKJ16CR-L11	3396	SKJ16CR-L11		4503	PK16TT	4701	IK16TT	5357	IK16L	0.044	
2012	L4-2.4	ED3		3132	KJ16CR-L11	3246	PKJ16CR-L11	3396	SKJ16CR-L11		4503	PK16TT	4701	IK16TT	5357	IK16L	0.044	
2011-2010	L4-2.0	A		3132	KJ16CR-L11	3246	PKJ16CR-L11	3396	SKJ16CR-L11		4503	PK16TT	4701	IK16TT	5357	IK16L	0.044	
2011	L4-2.4	B		3132	KJ16CR-L11	3246	PKJ16CR-L11	3396	SKJ16CR-L11		4503	PK16TT	4701	IK16TT	5357	IK16L	0.044	
2010	L4-2.4	ED3		3132	KJ16CR-L11	3246	PKJ16CR-L11	3396	SKJ16CR-L11		4503	PK16TT	4701	IK16TT	5357	IK16L	0.044	
2009	L4-2.0	A		3132	KJ16CR-L11						4503	PK16TT	4701	IK16TT	5357	IK16L	0.044	
2009	L4-2.4	EDG				3175	PKJ16CR8	3370	SKJ16CR-A8		4503	PK16TT					0.032	
2009	L4-2.4	ED3		3132	KJ16CR-L11	3246	PKJ16CR-L11	3396	SKJ16CR-L11		4503	PK16TT					0.044	
2009	L4-2.4	B											4701	IK16TT	5357	IK16L	0.040	
2008-2007	L4-2.4	W		3132	KJ16CR-L11	3246	PKJ16CR-L11	3396	SKJ16CR-L11		4503	PK16TT	4701	IK16TT	5357	IK16L	0.044	
2008	L4-2.0	0		3132	KJ16CR-L11	3246	PKJ16CR-L11	3396	SKJ16CR-L11		4503	PK16TT	4701	IK16TT	5357	IK16L	0.044	
2007	L4-2.0	ECN		3132	KJ16CR-L11	3246	PKJ16CR-L11	3396	SKJ16CR-L11		4503	PK16TT	4701	IK16TT	5357	IK16L	0.044	
DISPATCHER																		
1967-1966	V6-3.7			3037	W16PR-U												0.027	
1967-1961	L4-2.2			3075	W20S-U												0.027	
DJ5																		
1974-1973	L6-4.2	A		3031	W16EXR-U	3004	P16R				4501	PW16TT	4708	IW16TT	5305	IW16	0.032	
1974-1972	L6-3.8	E		3031	W16EXR-U	3004	P16R				4501	PW16TT	4708	IW16TT	5305	IW16	0.032	
1971-1969	L4-2.2			3075	W20S-U												0.027	
1970-1966	V6-3.7			3037	W16PR-U												0.027	
1968-1967	L4-2.2	4		3075	W20S-U												0.027	
1968-1967	L4-2.2	J		3075	W20S-U												0.027	
DJ6																		
1968-1966	V6-3.7			3037	W16PR-U												0.027	
FC150																		
1966-1961	L4-2.2			3075	W20S-U												0.027	
1966	V6-3.7			3037	W16PR-U												0.027	
1965-1964	L6-3.7			3037	W16PR-U												0.027	
FC170																		
1966-1964	L4-2.2			3075	W20S-U												0.027	
1966-1963	L6-3.7			3037	W16PR-U												0.027	
GLADIATOR																		
1967-1965	V8-5.3			3035	W16LS												0.027	
1967-1963	L6-3.8			3013	W14EXR-U												0.032	
GRAND CHEROKEE																		
2014-2013	V6-3.6	ERB								3461	SKU22HCR11S				5356	IXUH22I	0.044	
2014-2013	V8-5.7	EZH								3417	SK16HR11	4505	PKH16TT	4703	IKH16TT	5343	IKH16	0.044



YEAR ANNEE AÑO	CYL	ENGINE MOTEUR MOTOR	NOTES/NOTAS	OE Types						Twin-Tip (TT) Technology				High Performance		GAP ECART. BRECHA		
				U-GROOVE (Standard)		DOUBLE PLATINUM		IRIDIUM LONG-LIFE		PLATINUM TT		IRIDIUM TT		IRIDIUM POWER / IRIDIUM RACING				
				STOCK STOCK BOLSA	PLUG BOUGIE BUJIA	STOCK STOCK BOLSA	PLUG BOUGIE BUJIA	STOCK STOCK BOLSA	PLUG BOUGIE BUJIA	STOCK STOCK BOLSA	PLUG BOUGIE BUJIA	STOCK STOCK BOLSA	PLUG BOUGIE BUJIA	STOCK STOCK BOLSA	PLUG BOUGIE BUJIA			
JEEP [continued]																		
GRAND CHEROKEE [continued]																		
2014-2012	V8-6.4	ESG																
2012	V6-3.6	ERB						3461	SXU22HCR11S							5350	ITL20	0.044
2012	V8-5.7	EZH										4703	IKH16TT			5343	IKH16	0.040
2011	V6-3.6	G						3461	SXU22HCR11S							5353	IXUH22	0.044
2011	V8-5.7	T										4703	IKH16TT			5343	IKH16	0.040
2010-2009	V8-6.1	W														5350	ITL20	0.044
2010-2005	V6-3.7	K		3169	KJ20CR-L11	3247	PKJ20CR-L11	3371	SKJ20CR-A8	4504	PK20TT	4702	IK20TT			5358	IK20L	0.044
2010	V8-5.7	EZH		6076	K16HPR-U11			3417	SK16HR11	4505	PKH16TT	4703	IKH16TT			5343	IKH16	0.044
2009	V8-4.7	P	Flex, Intake: STD / Exhaust: Iridium,	3381	K20HR-U11	3134	PK16R11	3433	SK20HPR-L11	4506	PKH20TT	4704	IKH20TT					0.044
2009	V8-4.7	P	Flex, Intake: STD / Exhaust: Iridium,													5344	IKH20	0.044
2009	V8-5.7	T		6076	K16HPR-U11			3417	SK16HR11	4505	PKH16TT	4703	IKH16TT			5343	IKH16	0.044
2008-2007	V8-6.1	3														5350	ITL20	0.044
2008-2005	V8-5.7	2										4717	ITL16TT			5349	ITL16	0.040
2008	V8-4.7	N	Flex, Intake: STD / Exhaust: Iridium,	3381	K20HR-U11	3134	PK16R11	3433	SK20HPR-L11	4506	PKH20TT	4704	IKH20TT					0.044
2008	V8-4.7	N	Flex, Intake: STD / Exhaust: Iridium,													5344	IKH20	0.044
2008	V8-4.7	N	Gas, Intake: STD / Exhaust: Iridium,	3381	K20HR-U11	3134	PK16R11	3433	SK20HPR-L11	4506	PKH20TT	4704	IKH20TT					0.044
2008	V8-4.7	N	Gas, Intake: STD / Exhaust: Iridium,													5344	IKH20	0.044
2007-2004	V8-4.7	N		3120	K16R-U11	3134	PK16R11	3324	SK16R11	4503	PK16TT	4701	IK16TT			5357	IK16L	0.044
2007	V8-4.7	P		3120	K16R-U11	3134	PK16R11	3324	SK16R11	4503	PK16TT	4701	IK16TT			5357	IK16L	0.044
2006	V8-6.1	3										4717	ITL16TT			5349	ITL16	0.040
2004-1993	L6-4.0	S		5018	QJ16HR-U													0.035
2004	V8-4.7	J		3192	K22PR-U11	3265	PK22PR11									5310	IK22	0.044
2004	V8-4.7	J	Laredo, Limited,					3372	SK22PR-M11									0.044
2003-2002	V8-4.7	J		3192	K22PR-U11	3265	PK22PR11	3372	SK22PR-M11							5310	IK22	0.044
2003-2000	V8-4.7	N		3120	K16R-U11	3134	PK16R11	3324	SK16R11	4503	PK16TT	4701	IK16TT			5303	IK16	0.044
2002	V8-4.7			3192	K22PR-U11	3265	PK22PR11	3372	SK22PR-M11							5310	IK22	0.044
1999	V8-4.7	N		3132	KJ16CR-L11	3246	PKJ16CR-L11	3396	SKJ16CR-L11	4503	PK16TT	4701	IK16TT			5357	IK16L	0.044
1998	V8-5.2	Y		3130	K16PR-U11	3264	PK16PR11	3395	SK16PR-L11	4503	PK16TT	4701	IK16TT			5357	IK16L	0.044
1998	V8-5.9	Z		3130	K16PR-U11	3264	PK16PR11	3395	SK16PR-L11	4503	PK16TT	4701	IK16TT			5357	IK16L	0.044
1997-1993	V8-5.2	Y		3191	K16PR-U	3264	PK16PR11	3395	SK16PR-L11	4503	PK16TT	4701	IK16TT			5357	IK16L	0.032
GRAND WAGONEER																		
1993	V8-5.2	Y		3191	K16PR-U	3264	PK16PR11	3395	SK16PR-L11	4503	PK16TT	4701	IK16TT			5357	IK16L	0.032
1991	V8-5.9	7		3191	K16PR-U	3264	PK16PR11	3395	SK16PR-L11	4503	PK16TT	4701	IK16TT			5303	IK16	0.032
1990-1989	V8-5.9	7		3057	W20ESR-U							4709	IW20TT			5306	IW20	0.032
1988-1987	V8-5.9	N		3057	W20ESR-U							4709	IW20TT			5306	IW20	0.032
1986-1985	V8-5.9	N		3018	W16EP-U					4501	PW16TT	4708	IW16TT			5305	IW16	0.032



YEAR ANNEE AÑO	CYL	ENGINE MOTEUR MOTOR	NOTES/NOTAS	OE Types						Twin-Tip (TT) Technology				High Performance		GAP ECART. BRECHA	
				U-GROOVE (Standard)		DOUBLE PLATINUM		IRIDIUM LONG-LIFE		PLATINUM TT		IRIDIUM TT		IRIDIUM POWER / IRIDIUM RACING			
				STOCK STOCK BOLSA	PLUG BOUJIE BUJIA	STOCK STOCK BOLSA	PLUG BOUJIE BUJIA	STOCK STOCK BOLSA	PLUG BOUJIE BUJIA	STOCK STOCK BOLSA	PLUG BOUJIE BUJIA	STOCK STOCK BOLSA	PLUG BOUJIE BUJIA	STOCK STOCK BOLSA	PLUG BOUJIE BUJIA		
JEEP [continued]																	
GRAND WAGONEER [continued]																	
1986-1984	L6-4.2	C		5018	QJ16HR-U												0.035
1984	V8-5.9	N		3031	W16EXR-U					4501	PW16TT	4708	IW16TT	5305	IW16		0.032
J10																	
1988-1985	V8-5.9	N		3057	W20ESR-U							4709	IW20TT	5306	IW20		0.032
1987-1981	L6-4.2	C		5018	QJ16HR-U												0.035
1984-1974	V8-5.9	N		3031	W16EXR-U	3004	P16R			4501	PW16TT	4708	IW16TT	5305	IW16		0.032
1980	L6-4.2	C		4124	J16HR-U10												0.040
1979-1978	L6-4.2	C		3001	J16BR-U												0.032
1978-1974	V8-5.9	P		3031	W16EXR-U	3004	P16R			4501	PW16TT	4708	IW16TT	5305	IW16		0.032
1978-1974	V8-6.6	Z		3031	W16EXR-U	3004	P16R			4501	PW16TT	4708	IW16TT	5305	IW16		0.032
1977	L6-4.2	C		3031	W16EXR-U	3004	P16R			4501	PW16TT	4708	IW16TT	5305	IW16		0.032
1976-1974	L6-4.2	A		3031	W16EXR-U	3004	P16R			4501	PW16TT	4708	IW16TT	5305	IW16		0.032
J20																	
1988-1985	V8-5.9	N		3057	W20ESR-U							4709	IW20TT	5306	IW20		0.032
1984-1974	V8-5.9	N		3031	W16EXR-U	3004	P16R			4501	PW16TT	4708	IW16TT	5305	IW16		0.032
1978-1975	V8-5.9	P		3031	W16EXR-U	3004	P16R			4501	PW16TT	4708	IW16TT	5305	IW16		0.032
1978-1974	V8-6.6	Z		3031	W16EXR-U	3004	P16R			4501	PW16TT	4708	IW16TT	5305	IW16		0.032
1976	L6-4.2	A		3031	W16EXR-U	3004	P16R			4501	PW16TT	4708	IW16TT	5305	IW16		0.032
1974	L6-4.2	A		3031	W16EXR-U	3004	P16R			4501	PW16TT	4708	IW16TT	5305	IW16		0.032
J-100																	
1971-1969	V8-5.7	9		5025	T16PR-U					4509	PTF16TT	4715	ITF16TT	5330	ITF16		0.035
1971	L6-3.8			3031	W16EXR-U	3004	P16R			4501	PW16TT	4708	IW16TT	5305	IW16		0.032
1970-1963	L6-3.8			3013	W14EXR-U												0.032
1968	V8-5.4			3035	W16LS												0.027
1967-1965	V8-5.3			3035	W16LS												0.027
J-2500																	
1973-1972	L6-4.2	A		3031	W16EXR-U	3004	P16R			4501	PW16TT	4708	IW16TT	5305	IW16		0.032
1973-1972	V8-5.9	N		3031	W16EXR-U	3004	P16R			4501	PW16TT	4708	IW16TT	5305	IW16		0.032
1973	V8-5.9	P		3031	W16EXR-U	3004	P16R			4501	PW16TT	4708	IW16TT	5305	IW16		0.032
1972	V8-5.0	H		3031	W16EXR-U	3004	P16R			4501	PW16TT	4708	IW16TT	5305	IW16		0.032
1971-1969	V8-5.7	9		5025	T16PR-U					4509	PTF16TT	4715	ITF16TT	5330	ITF16		0.035
1971	L6-3.8			3031	W16EXR-U	3004	P16R			4501	PW16TT	4708	IW16TT	5305	IW16		0.032
1970-1963	L6-3.8			3013	W14EXR-U												0.032
1968	V8-5.4			3035	W16LS												0.027
1967-1965	V8-5.3			3035	W16LS												0.027
J-2600																	
1973-1972	L6-4.2	A		3031	W16EXR-U	3004	P16R			4501	PW16TT	4708	IW16TT	5305	IW16		0.032
1973-1972	V8-5.9	N		3031	W16EXR-U	3004	P16R			4501	PW16TT	4708	IW16TT	5305	IW16		0.032
1973	V8-5.9	P		3031	W16EXR-U	3004	P16R			4501	PW16TT	4708	IW16TT	5305	IW16		0.032
1972	V8-5.0	H		3031	W16EXR-U	3004	P16R			4501	PW16TT	4708	IW16TT	5305	IW16		0.032



YEAR ANNEE AÑO	CYL	ENGINE MOTEUR MOTOR	NOTES/NOTAS	OE Types						Twin-Tip (TT) Technology				High Performance		GAP ECART. BRECHA	
				U-GROOVE (Standard)		DOUBLE PLATINUM		IRIDIUM LONG-LIFE		PLATINUM TT		IRIDIUM TT		IRIDIUM POWER / IRIDIUM RACING			
				STOCK STOCK BOLSA	PLUG BOUGIE BUJIA	STOCK STOCK BOLSA	PLUG BOUGIE BUJIA	STOCK STOCK BOLSA	PLUG BOUGIE BUJIA	STOCK STOCK BOLSA	PLUG BOUGIE BUJIA	STOCK STOCK BOLSA	PLUG BOUGIE BUJIA	STOCK STOCK BOLSA	PLUG BOUGIE BUJIA		
JEEP [continued]																	
J-2600 [continued]																	
1970-1969	V8-5.7	9		5025	T16PR-U						4509	PTF16TT	4715	ITF16TT	5330	ITF16	0.035
1970-1968	L6-3.8			3013	W14EXR-U												0.032
1968	V8-5.4			3035	W16LS												0.027
J-2700																	
1970-1969	V8-5.7	9		5025	T16PR-U						4509	PTF16TT	4715	ITF16TT	5330	ITF16	0.035
1969-1968	L6-3.8			3013	W14EXR-U												0.032
1968	V8-5.4			3035	W16LS												0.027
J-2800																	
1968	V8-5.4			3035	W16LS												0.027
J-3500																	
1970-1969	V8-5.7	9		5025	T16PR-U						4509	PTF16TT	4715	ITF16TT	5330	ITF16	0.035
1970-1968	L6-3.8			3013	W14EXR-U												0.032
1968	V8-5.4			3035	W16LS												0.027
J-3600																	
1970-1969	V8-5.7	9		5025	T16PR-U						4509	PTF16TT	4715	ITF16TT	5330	ITF16	0.035
1970-1968	L6-3.8			3013	W14EXR-U												0.032
1968	V8-5.4			3035	W16LS												0.027
J-3700																	
1970-1969	V8-5.7	9		5025	T16PR-U						4509	PTF16TT	4715	ITF16TT	5330	ITF16	0.035
1970-1968	L6-3.8			3013	W14EXR-U												0.032
1968	V8-5.4			3035	W16LS												0.027
J-3800																	
1970-1969	V8-5.7	9		5025	T16PR-U						4509	PTF16TT	4715	ITF16TT	5330	ITF16	0.035
1968	L6-3.8			3013	W14EXR-U												0.032
1968	V8-5.4			3035	W16LS												0.027
JEEPSTER																	
1973-1972	L6-3.8	E		3031	W16EXR-U	3004	P16R				4501	PW16TT	4708	IW16TT	5305	IW16	0.032
1973-1972	L6-4.2	A		3031	W16EXR-U	3004	P16R				4501	PW16TT	4708	IW16TT	5305	IW16	0.032
1973-1972	V8-5.0	H		3031	W16EXR-U	3004	P16R				4501	PW16TT	4708	IW16TT	5305	IW16	0.032
1971-1968	L4-2.2			3075	W20S-U												0.027
1971-1966	V6-3.7			3037	W16PR-U												0.027
1967	L4-2.2	4		3075	W20S-U												0.027
1967	L4-2.2	J		3075	W20S-U												0.027
LIBERTY																	
2012	V6-3.7	K		3169	KJ20CR-L11	3247	PKJ20CR-L11				4504	PK20TT	4702	IK20TT	5358	IK20L	0.044
2011-2002	V6-3.7	K		3169	KJ20CR-L11	3247	PKJ20CR-L11	3371	SKJ20CR-A8		4504	PK20TT	4702	IK20TT	5358	IK20L	0.044
2005-2002	L4-2.4	1											4717	ITL16TT	5349	ITL16	0.040
PATRIOT																	
2014-2013	L4-2.0	ECN		3132	KJ16CR-L11						4503	PK16TT	4701	IK16TT	5303	IK16	0.044
2014-2013	L4-2.4	ED3		3132	KJ16CR-L11						4503	PK16TT	4701	IK16TT	5303	IK16	0.044



YEAR ANNEE AÑO	CYL	ENGINE MOTEUR MOTOR	NOTES/NOTAS	OE Types						Twin-Tip (TT) Technology				High Performance		GAP ECART. BRECHA
				U-GROOVE (Standard)		DOUBLE PLATINUM		IRIDIUM LONG-LIFE		PLATINUM TT		IRIDIUM TT		IRIDIUM POWER / IRIDIUM RACING		
				STOCK STOCK BOLSA	PLUG BOUGIE BUJIA	STOCK STOCK BOLSA	PLUG BOUGIE BUJIA	STOCK STOCK BOLSA	PLUG BOUGIE BUJIA	STOCK STOCK BOLSA	PLUG BOUGIE BUJIA	STOCK STOCK BOLSA	PLUG BOUGIE BUJIA	STOCK STOCK BOLSA	PLUG BOUGIE BUJIA	
JEEP [continued]																
PATRIOT [continued]																
2012	L4-2.0	ECN		3132	KJ16CR-L11	3246	PKJ16CR-L11	3396	SKJ16CR-L11	4503	PK16TT	4701	IK16TT	5357	IK16L	0.044
2012	L4-2.4	ED3		3132	KJ16CR-L11	3246	PKJ16CR-L11	3396	SKJ16CR-L11	4503	PK16TT	4701	IK16TT	5357	IK16L	0.044
2011-2010	L4-2.0	A		3132	KJ16CR-L11	3246	PKJ16CR-L11	3396	SKJ16CR-L11	4503	PK16TT	4701	IK16TT	5357	IK16L	0.044
2011-2009	L4-2.4	B		3132	KJ16CR-L11	3246	PKJ16CR-L11	3396	SKJ16CR-L11	4503	PK16TT	4701	IK16TT	5357	IK16L	0.044
2009	L4-2.0	A		3132	KJ16CR-L11					4503	PK16TT	4701	IK16TT	5357	IK16L	0.044
2008-2007	L4-2.4	W		3132	KJ16CR-L11	3246	PKJ16CR-L11	3396	SKJ16CR-L11	4503	PK16TT	4701	IK16TT	5357	IK16L	0.044
2008	L4-2.0	O		3132	KJ16CR-L11	3246	PKJ16CR-L11	3396	SKJ16CR-L11	4503	PK16TT	4701	IK16TT	5357	IK16L	0.044
2007	L4-2.0	ECN		3132	KJ16CR-L11	3246	PKJ16CR-L11	3396	SKJ16CR-L11	4503	PK16TT	4701	IK16TT	5357	IK16L	0.044
SCRAMBLER																
1985-1983	L4-2.5	U		5018	QJ16HR-U											0.035
1985-1981	L6-4.2	C		5018	QJ16HR-U											0.035
1983-1981	L4-2.5	B		5027	T16PR-U15					4509	PTF16TT	4715	ITF16TT	5330	ITF16	0.060
TORNADO TRUCK																
1962	L6-3.8			3013	W14EXR-U											0.032
UNIVERSAL																
1967-1966	V6-3.7			3037	W16PR-U											0.027
1967-1961	L4-2.2			3075	W20S-U											0.027
UTILITY																
1962-1961	L4-2.2			3075	W20S-U											0.027
WAGONEER																
1990-1989	L6-4.0	L		3007	Q20PR-U					4508	PQ20TT	4707	IQ20TT	5302	IQ20	0.032
1988-1987	L6-4.0	M		3007	Q20PR-U					4508	PQ20TT	4707	IQ20TT	5302	IQ20	0.032
1987-1986	L4-2.5	H		5018	QJ16HR-U											0.035
1986-1984	V6-2.8	W		5026	T16PR-U11					4509	PTF16TT	4715	ITF16TT	5330	ITF16	0.044
1985-1984	L4-2.5	U		5018	QJ16HR-U											0.035
1983-1981	L6-4.2	C		5018	QJ16HR-U											0.035
1983-1972	V8-5.9	N		3031	W16EXR-U	3004	P16R			4501	PW16TT	4708	IW16TT	5305	IW16	0.032
1980	L6-4.2	C		4124	J16HR-U10											0.040
1978-1974	V8-6.6	Z		3031	W16EXR-U	3004	P16R			4501	PW16TT	4708	IW16TT	5305	IW16	0.032
1978-1973	V8-5.9	P		3031	W16EXR-U	3004	P16R			4501	PW16TT	4708	IW16TT	5305	IW16	0.032
1973-1972	L6-4.2	A		3031	W16EXR-U	3004	P16R			4501	PW16TT	4708	IW16TT	5305	IW16	0.032
1971	L6-3.8			3031	W16EXR-U	3004	P16R			4501	PW16TT	4708	IW16TT	5305	IW16	0.032
1971	V8-5.7	K		5025	T16PR-U					4509	PTF16TT	4715	ITF16TT	5330	ITF16	0.035
1967-1965	V8-5.3			3035	W16LS											0.027
1967-1963	L6-3.8			3013	W14EXR-U											0.032
WRANGLER																
2014-2013	V6-3.6	ERB							3461	SXU22HCR11S				5356	IXUH22I	0.044
2012	V6-3.6	ERB							3461	SXU22HCR11S				5353	IXUH22	0.044
2011	V6-3.8	1									4717	ITL16TT	5349	ITL16	0.040	
2011	V6-3.8	-									4717	ITL16TT	5349	ITL16	0.040	



YEAR ANNEE AÑO	CYL	ENGINE MOTEUR MOTOR	NOTES/NOTAS	OE Types						Twin-Tip (TT) Technology				High Performance		GAP ECART. BRECHA
				U-GROOVE (Standard)		DOUBLE PLATINUM		IRIDIUM LONG-LIFE		PLATINUM TT		IRIDIUM TT		IRIDIUM POWER / IRIDIUM RACING		
				STOCK STOCK BOLSA	PLUG BOUGIE BUJIA	STOCK STOCK BOLSA	PLUG BOUGIE BUJIA	STOCK STOCK BOLSA	PLUG BOUGIE BUJIA	STOCK STOCK BOLSA	PLUG BOUGIE BUJIA	STOCK STOCK BOLSA	PLUG BOUGIE BUJIA	STOCK STOCK BOLSA	PLUG BOUGIE BUJIA	
JEEP [continued]																
WRANGLER [continued]																
2010-2009	V6-3.8	1		3169	KJ20CR-L11	3247	PKJ20CR-L11	3371	SKJ20CR-A8	4504	PK20TT	4702	IK20TT	5358	IK20L	0.044
2010	V6-3.8			3169	KJ20CR-L11	3247	PKJ20CR-L11									0.044
2008-2007	V6-3.8	1										4717	ITL16TT	5349	ITL16	0.040
2006-2003	L4-2.4	1										4717	ITL16TT	5349	ITL16	0.040
2006-1997	L6-4.0	S		5018	QJ16HR-U											0.035
2002-1997	L4-2.5	P		5018	QJ16HR-U											0.035
1995-1991	L4-2.5	P		5018	QJ16HR-U											0.035
1995-1991	L6-4.0	S		5018	QJ16HR-U											0.035
1990-1989	L4-2.5	E		5018	QJ16HR-U											0.035
1990-1989	L6-4.2	T		5018	QJ16HR-U											0.035
1989-1988	L6-4.2	M		5018	QJ16HR-U											0.035
1988-1987	L4-2.5	H		5018	QJ16HR-U											0.035
1988-1987	L6-4.2	C		5018	QJ16HR-U											0.035
KIA																
AMANTI																
2009-2008	V6-3.8	5		3143	K16PR-L11	3275	PK16PR-L11	3395	SK16PR-L11	4503	PK16TT	4701	IK16TT	5303	IK16	0.044
2007	V6-3.8	5				3275	PK16PR-L11	3395	SK16PR-L11	4503	PK16TT	4701	IK16TT	5303	IK16	0.044
2006-2005	V6-3.5			3130	K16PR-U11	3264	PK16PR11	3395	SK16PR-L11	4503	PK16TT	4701	IK16TT	5303	IK16	0.044
2004	V6-3.5	4		3130	K16PR-U11	3264	PK16PR11	3395	SK16PR-L11	4503	PK16TT	4701	IK16TT	5303	IK16	0.044
BORREGO																
2010-2009	V8-4.6	2						3450	FK16HR11							0.044
2010	V6-3.8	1		6076	K16HPR-U11			3417	SK16HR11	4505	PKH16TT	4703	IKH16TT	5343	IKH16	0.044
2009	V6-3.8	1						3450	FK16HR11							0.044
CADENZA																
2015-2014	V6-3.3	7						3461	SXU22HCR11S					5356	IXUH22I	0.044
FORTE																
2014	L4-1.6	3	T					3479	ZXU20HCR8							0.032
2014	L4-1.8	6						3461	SXU22HCR11S					5356	IXUH22I	0.044
2014	L4-2.0	8						3461	SXU22HCR11S					5356	IXUH22I	0.044
2013	L4-2.0	2						3458	FK16HQR11			4703	IKH16TT	5343	IKH16	0.044
2013	L4-2.4	3						3458	FK16HQR11			4703	IKH16TT	5343	IKH16	0.044
2012-2010	L4-2.0	2						3458	FK16HQR11							0.044
2012-2010	L4-2.4	3						3458	FK16HQR11							0.044
FORTE KOUP																
2014	L4-1.6	3	T					3479	ZXU20HCR8							0.032
2014	L4-2.0	8						3461	SXU22HCR11S					5356	IXUH22I	0.044
2013	L4-2.0	2						3458	FK16HQR11			4703	IKH16TT	5343	IKH16	0.044
2013	L4-2.4	3						3458	FK16HQR11			4703	IKH16TT	5343	IKH16	0.044
2012-2011	L4-2.0	-						3458	FK16HQR11							0.044



YEAR ANNEE AÑO	CYL	ENGINE MOTEUR MOTOR	NOTES/NOTAS	OE Types						Twin-Tip (TT) Technology				High Performance		GAP ECART. BRECHA			
				U-GROOVE (Standard)		DOUBLE PLATINUM		IRIDIUM LONG-LIFE		PLATINUM TT		IRIDIUM TT		IRIDIUM POWER / IRIDIUM RACING					
				STOCK STOCK BOLSA	PLUG BOUGIE BUJIA	STOCK STOCK BOLSA	PLUG BOUGIE BUJIA	STOCK STOCK BOLSA	PLUG BOUGIE BUJIA	STOCK STOCK BOLSA	PLUG BOUGIE BUJIA	STOCK STOCK BOLSA	PLUG BOUGIE BUJIA	STOCK STOCK BOLSA	PLUG BOUGIE BUJIA				
KIA [continued]																			
FORTE KOUP [continued]																			
2012-2011	L4-2.4	-								3458	FK16HQR11						0.044		
OPTIMA																			
2015-2014	L4-2.0	6	T								ZXU22HCR8								
2015-2013	L4-2.4	D									ZXU22HCR8								
2015-2011	L4-2.4	7								3478	FXU16HR11						0.044		
2013-2011	L4-2.0	6	T							3479	ZXU20HCR8						0.032		
2013-2011	L4-2.4	D								3479	ZXU20HCR8						0.032		
2012-2011	L4-2.4	-								3478	FXU16HR11						0.044		
2010	L4-2.4	8								3458	FK16HQR11						0.044		
2010	V6-2.7	4		6076	K16HPR-U11					3417	SK16HR11	4505	PKH16TT	4703	IKH16TT	5343	IKH16	0.044	
2009-2008	V6-2.7	4								3417	SK16HR11	4505	PKH16TT	4703	IKH16TT	5343	IKH16	0.044	
2009	L4-2.4	8								3356	SK16PR-A11	4503	PK16TT	4701	IK16TT	5303	IK16	0.044	
2008	L4-2.4	3								3356	SK16PR-A11	4503	PK16TT	4701	IK16TT	5303	IK16	0.044	
2007-2006	L4-2.4	3		3120	K16R-U11	3134	PK16R11			3356	SK16PR-A11	4503	PK16TT	4701	IK16TT	5303	IK16	0.044	
2007-2006	V6-2.7	4		6076	K16HPR-U11					3417	SK16HR11	4505	PKH16TT	4703	IKH16TT	5343	IKH16	0.044	
2006-2002	V6-2.7	8		3130	K16PR-U11	3264	PK16PR11			3395	SK16PR-L11	4503	PK16TT	4701	IK16TT	5303	IK16	0.044	
2006-2001	L4-2.4	6		3201	W16EPR-U11	3114	P16PR11					4501	PW16TT	4708	IW16TT	5305	IW16	0.044	
2001	V6-2.5			3130	K16PR-U11	3264	PK16PR11			3395	SK16PR-L11	4503	PK16TT	4701	IK16TT	5303	IK16	0.044	
RIO																			
2014	L4-1.6	G4FD								3479	ZXU20HCR8						0.032		
2013	L4-1.6	3								3479	ZXU20HCR8						0.032		
2012	L4-1.6	-								3444	SC20HR11						0.044		
2011-2008	L4-1.6	3		3130	K16PR-U11	3264	PK16PR11			3395	SK16PR-L11	4503	PK16TT	4701	IK16TT	5303	IK16	0.044	
2007-2006	L4-1.6			3130	K16PR-U11	3264	PK16PR11			3395	SK16PR-L11	4503	PK16TT	4701	IK16TT	5303	IK16	0.044	
2005-2003	L4-1.6			3121	K20PR-U11	3168	PK20PR11			3443	SK20PR-L11	4504	PK20TT	4702	IK20TT	5304	IK20	0.044	
2002-2001	L4-1.5			3144	K20PR-L11	3142	PK20PR-L11			3443	SK20PR-L11	4504	PK20TT	4702	IK20TT	5304	IK20	0.044	
RIOS																			
2011-2008	L4-1.6	3		3130	K16PR-U11	3264	PK16PR11			3395	SK16PR-L11	4503	PK16TT	4701	IK16TT	5303	IK16	0.044	
2007-2006	L4-1.6			3130	K16PR-U11	3264	PK16PR11			3395	SK16PR-L11	4503	PK16TT	4701	IK16TT	5303	IK16	0.044	
RONDO																			
2010-2009	L4-2.4	8								3458	FK16HQR11						0.044		
2010	L4-2.4	9								3458	FK16HQR11						0.044		
2010	V6-2.7	6		6076	K16HPR-U11					3417	SK16HR11	4505	PKH16TT	4703	IKH16TT	5343	IKH16	0.044	
2009-2008	V6-2.7	6								3417	SK16HR11	4505	PKH16TT	4703	IKH16TT	5343	IKH16	0.044	
2008	L4-2.4	5								3356	SK16PR-A11	4503	PK16TT	4701	IK16TT	5303	IK16	0.044	
2007	L4-2.4	5		3120	K16R-U11	3134	PK16R11			3356	SK16PR-A11	4503	PK16TT	4701	IK16TT	5303	IK16	0.044	
2007	V6-2.7	6		6076	K16HPR-U11					3417	SK16HR11	4505	PKH16TT	4703	IKH16TT	5343	IKH16	0.044	
SEDONA																			
2014	V6-3.5	7								3461	SXU22HCR11S						5356	IXUH22I	0.044
2012-2011	V6-3.5	7															5356	IXUH22I	0.035



YEAR ANEE AÑO	CYL	ENGINE MOTEUR MOTOR	NOTES/NOTAS	OE Types						Twin-Tip (TT) Technology				High Performance		GAP ECART. BRECHA
				U-GROOVE (Standard)		DOUBLE PLATINUM		IRIDIUM LONG-LIFE		PLATINUM TT		IRIDIUM TT		IRIDIUM POWER / IRIDIUM RACING		
				STOCK STOCK BOLSA	PLUG BOUGIE BUJIA	STOCK STOCK BOLSA	PLUG BOUGIE BUJIA	STOCK STOCK BOLSA	PLUG BOUGIE BUJIA	STOCK STOCK BOLSA	PLUG BOUGIE BUJIA	STOCK STOCK BOLSA	PLUG BOUGIE BUJIA	STOCK STOCK BOLSA	PLUG BOUGIE BUJIA	
KIA [continued]																
SEDONA [continued]																
2010-2007	V6-3.8	3		3143	K16PR-L11	3275	PK16PR-L11	3395	SK16PR-L11	4503	PK16TT	4701	IK16TT	5303	IK16	0.044
2006	V6-3.8			3143	K16PR-L11	3275	PK16PR-L11	3395	SK16PR-L11	4503	PK16TT	4701	IK16TT	5303	IK16	0.044
2005	V6-3.5			3130	K16PR-U11	3264	PK16PR11	3395	SK16PR-L11	4503	PK16TT	4701	IK16TT	5303	IK16	0.044
2004-2003	V6-3.5	1		3130	K16PR-U11	3264	PK16PR11	3395	SK16PR-L11	4503	PK16TT	4701	IK16TT	5303	IK16	0.044
2002	V6-3.5			3130	K16PR-U11	3264	PK16PR11	3395	SK16PR-L11	4503	PK16TT	4701	IK16TT	5303	IK16	0.044
SEPHIA																
2001-2000	L4-1.8	5BP		3121	K20PR-U11	3168	PK20PR11	3443	SK20PR-L11	4504	PK20TT	4702	IK20TT	5304	IK20	0.044
1999	L4-1.8	5BP		3121	K20PR-U11	3168	PK20PR11	3443	SK20PR-L11	4504	PK20TT	4702	IK20TT	5304	IK20	0.044
1998-1995	L4-1.8	5		3121	K20PR-U11	3168	PK20PR11	3443	SK20PR-L11	4504	PK20TT	4702	IK20TT	5304	IK20	0.044
1998	L4-1.8	1		3121	K20PR-U11	3168	PK20PR11	3443	SK20PR-L11	4504	PK20TT	4702	IK20TT	5304	IK20	0.044
1997-1996	L4-1.6	4		3121	K20PR-U11	3168	PK20PR11	3443	SK20PR-L11	4504	PK20TT	4702	IK20TT	5304	IK20	0.044
1997-1995	L4-1.6	3		3121	K20PR-U11	3168	PK20PR11	3443	SK20PR-L11	4504	PK20TT	4702	IK20TT	5304	IK20	0.044
1995-1994	L4-1.6	1		3130	K16PR-U11	3174	PK16PR-P11	3395	SK16PR-L11	4503	PK16TT	4701	IK16TT	5303	IK16	0.044
SORENTO																
2015-2014	V6-3.3	7						3461	SXU22HCR11S					5356	IXUH22I	0.044
2015-2012	L4-2.4	6						3478	FXU16HR11							0.044
2013	L4-2.4	1						3478	FXU16HR11							0.044
2013	V6-3.5	2						3461	SXU22HCR11S					5356	IXUH22I	0.044
2012-2011	L4-2.4	1						3458	FK16HQR11							0.044
2012-2011	V6-3.5	2												5356	IXUH22I	0.035
2012	L4-2.4	-						3478	FXU16HR11							0.044
2009	V6-3.3	5		3143	K16PR-L11	3275	PK16PR-L11	3395	SK16PR-L11	4503	PK16TT	4701	IK16TT	5303	IK16	0.044
2009	V6-3.8	6		3143	K16PR-L11	3275	PK16PR-L11	3395	SK16PR-L11	4503	PK16TT	4701	IK16TT	5303	IK16	0.044
2008-2007	V6-3.8			3143	K16PR-L11	3275	PK16PR-L11	3395	SK16PR-L11	4503	PK16TT	4701	IK16TT	5303	IK16	0.044
2008	V6-3.3			3143	K16PR-L11	3275	PK16PR-L11	3395	SK16PR-L11	4503	PK16TT	4701	IK16TT	5303	IK16	0.044
2006-2003	V6-3.5			3130	K16PR-U11	3264	PK16PR11	3395	SK16PR-L11	4503	PK16TT	4701	IK16TT	5303	IK16	0.044
SOUL																
2015-2014	L4-1.6	2						3479	ZXU20HCR8							0.032
2015-2014	L4-2.0	5						3461	SXU22HCR11S					5356	IXUH22I	0.044
2013	L4-1.6	5						3479	ZXU20HCR8							0.032
2013	L4-2.0	6						3461	SXU22HCR11S					5356	IXUH22I	0.044
2013	L4-2.0	6						3479	ZXU20HCR8							0.032
2012	L4-1.6	-						3444	SC20HR11							0.044
2012	L4-2.0	6	OEM Part # 18846-11060,					3444	SC20HR11							0.044
2012	L4-2.0	6	OEM Part # 18846-11070,											5356	IXUH22I	0.035
2011-2010	L4-1.6	1		3445	XU22HDR9									5353	IXUH22	0.035
2011	L4-2.0	2						3396	SKJ16CR-L11			4701	IK16TT	5357	IK16L	0.044
2010	L4-2.0	2		3132	KJ16CR-L11	3246	PKJ16CR-L11	3396	SKJ16CR-L11	4503	PK16TT	4701	IK16TT	5357	IK16L	0.044



YEAR ANNEE AÑO	CYL	ENGINE MOTEUR MOTOR	NOTES/NOTAS	OE Types						Twin-Tip (TT) Technology				High Performance		GAP ECART. BRECHA
				U-GROOVE (Standard)		DOUBLE PLATINUM		IRIDIUM LONG-LIFE		PLATINUM TT		IRIDIUM TT		IRIDIUM POWER / IRIDIUM RACING		
				STOCK STOCK BOLSA	PLUG BOUGIE BUJIA	STOCK STOCK BOLSA	PLUG BOUGIE BUJIA	STOCK STOCK BOLSA	PLUG BOUGIE BUJIA	STOCK STOCK BOLSA	PLUG BOUGIE BUJIA	STOCK STOCK BOLSA	PLUG BOUGIE BUJIA	STOCK STOCK BOLSA	PLUG BOUGIE BUJIA	
KIA [continued]																
SPECTRA																
2009-2008	L4-2.0	1		3143	K16PR-L11	3275	PK16PR-L11	3395	SK16PR-L11	4503	PK16TT	4701	IK16TT	5303	IK16	0.044
2009-2008	L4-2.0	2		3143	K16PR-L11	3275	PK16PR-L11	3395	SK16PR-L11	4503	PK16TT	4701	IK16TT	5303	IK16	0.044
2007-2006	L4-2.0			3143	K16PR-L11	3275	PK16PR-L11	3395	SK16PR-L11	4503	PK16TT	4701	IK16TT	5303	IK16	0.044
2005	L4-2.0		EX, SX,	3130	K16PR-U11	3264	PK16PR11	3395	SK16PR-L11	4503	PK16TT	4701	IK16TT	5303	IK16	0.044
2005	L4-2.0		LX,	3143	K16PR-L11	3275	PK16PR-L11	3395	SK16PR-L11	4503	PK16TT	4701	IK16TT	5303	IK16	0.044
2004	L4-1.8	5BP		3145	K20PR-U	3245	PK20PR-P8	3403	SK20PR-A8	4504	PK20TT	4702	IK20TT	5304	IK20	0.032
2004	L4-2.0			3144	K20PR-L11	3142	PK20PR-L11	3443	SK20PR-L11	4504	PK20TT	4702	IK20TT	5304	IK20	0.044
2003-2000	L4-1.8	5BP		3121	K20PR-U11	3168	PK20PR11	3443	SK20PR-L11	4504	PK20TT	4702	IK20TT	5304	IK20	0.044
SPECTRAS																
2009-2008	L4-2.0	2		3143	K16PR-L11	3275	PK16PR-L11	3395	SK16PR-L11	4503	PK16TT	4701	IK16TT	5303	IK16	0.044
2009	L4-2.0	1		3143	K16PR-L11	3275	PK16PR-L11	3395	SK16PR-L11	4503	PK16TT	4701	IK16TT	5303	IK16	0.044
2008	L4-2.0	1		3143	K16PR-L11	3275	PK16PR-L11	3395	SK16PR-L11	4503	PK16TT	4701	IK16TT	5303	IK16	0.044
2007	L4-2.0			3143	K16PR-L11	3275	PK16PR-L11	3395	SK16PR-L11	4503	PK16TT	4701	IK16TT	5303	IK16	0.044
2006	L4-2.0			3191	K16PR-U	3264	PK16PR11	3395	SK16PR-L11	4503	PK16TT	4701	IK16TT	5303	IK16	0.044
2005	L4-2.0			3143	K16PR-L11	3275	PK16PR-L11	3395	SK16PR-L11	4503	PK16TT	4701	IK16TT	5303	IK16	0.044
SPORTAGE																
2014	L4-2.0	6	T						ZXU22HCR8							
2014	L4-2.4	C						3458	FK16HQR11			4703	IKH16TT	5343	IKH16	0.044
2013-2011	L4-2.0	6	T					3479	ZXU20HCR8							0.032
2013	L4-2.4	2						3458	FK16HQR11			4703	IKH16TT	5343	IKH16	0.044
2012-2011	L4-2.4	2						3458	FK16HQR11							0.044
2010-2009	V6-2.7	3		3143	K16PR-L11	3275	PK16PR-L11	3395	SK16PR-L11	4503	PK16TT	4701	IK16TT	5303	IK16	0.044
2010	L4-2.0	4				3275	PK16PR-L11	3395	SK16PR-L11	4503	PK16TT	4701	IK16TT	5303	IK16	0.044
2010	L4-2.0	2		3143	K16PR-L11	3275	PK16PR-L11	3395	SK16PR-L11	4503	PK16TT	4701	IK16TT	5303	IK16	0.044
2009	L4-2.0	4		3143	K16PR-L11	3275	PK16PR-L11	3395	SK16PR-L11	4503	PK16TT	4701	IK16TT	5303	IK16	0.044
2008-2005	V6-2.7			3143	K16PR-L11	3275	PK16PR-L11	3395	SK16PR-L11	4503	PK16TT	4701	IK16TT	5303	IK16	0.044
2008	L4-2.0			3143	K16PR-L11	3275	PK16PR-L11	3395	SK16PR-L11	4503	PK16TT	4701	IK16TT	5303	IK16	0.044
2007-2006	L4-2.0			3130	K16PR-U11	3264	PK16PR11	3395	SK16PR-L11	4503	PK16TT	4701	IK16TT	5303	IK16	0.044
2005	L4-2.0					3264	PK16PR11	3395	SK16PR-L11	4503	PK16TT	4701	IK16TT	5303	IK16	0.044
2002-2000	L4-2.0	FED		3144	K20PR-L11	3142	PK20PR-L11	3443	SK20PR-L11	4504	PK20TT	4702	IK20TT	5304	IK20	0.044
2001	L4-2.0	3		3121	K20PR-U11	3168	PK20PR11	3443	SK20PR-L11	4504	PK20TT	4702	IK20TT	5304	IK20	0.044
1999	L4-2.0	FED		3144	K20PR-L11	3142	PK20PR-L11	3443	SK20PR-L11	4504	PK20TT	4702	IK20TT	5304	IK20	0.044
1998	L4-2.0	3		3144	K20PR-L11	3142	PK20PR-L11	3443	SK20PR-L11	4504	PK20TT	4702	IK20TT	5304	IK20	0.044
1997-1995	L4-2.0	3		3121	K20PR-U11	3168	PK20PR11	3443	SK20PR-L11	4504	PK20TT	4702	IK20TT	5304	IK20	0.044
1995	L4-2.0	1		3121	K20PR-U11	3168	PK20PR11	3443	SK20PR-L11	4504	PK20TT	4702	IK20TT	5304	IK20	0.044
LAMBORGHINI																
DIABLO																
1999-1991	V12-5.7			4116	X27ESR-U									5373	IX27	0.027



YEAR ANEE AÑO	CYL	ENGINE MOTEUR MOTOR	NOTES/NOTAS	OE Types						Twin-Tip (TT) Technology				High Performance		GAP ECART. BRECHA		
				U-GROOVE (Standard)		DOUBLE PLATINUM		IRIDIUM LONG-LIFE		PLATINUM TT		IRIDIUM TT		IRIDIUM POWER / IRIDIUM RACING				
				STOCK STOCK BOLSA	PLUG BOUGIE BUJIA	STOCK STOCK BOLSA	PLUG BOUGIE BUJIA	STOCK STOCK BOLSA	PLUG BOUGIE BUJIA	STOCK STOCK BOLSA	PLUG BOUGIE BUJIA	STOCK STOCK BOLSA	PLUG BOUGIE BUJIA	STOCK STOCK BOLSA	PLUG BOUGIE BUJIA			
LAND ROVER																		
DEFENDER 90																		
1997	V8-4.0	2		3031	W16EXR-U	3004	P16R					4501	PW16TT	4708	IW16TT	5305	IW16	0.032
1995-1994	V8-3.9	2		3013	W14EXR-U													0.032
DEFENDER 110																		
1993	V8-3.9	2		3013	W14EXR-U													0.032
DISCOVERY																		
2004	V8-4.6	9		3130	K16PR-U11	3264	PK16PR11	3395	SK16PR-L11	4503	PK16TT	4701	IK16TT	5303	IK16			0.044
2003	V8-4.6	6		3130	K16PR-U11	3264	PK16PR11	3395	SK16PR-L11	4503	PK16TT	4701	IK16TT	5303	IK16			0.044
2002-2001	V8-4.0	2		3130	K16PR-U11	3264	PK16PR11	3395	SK16PR-L11	4503	PK16TT	4701	IK16TT	5303	IK16			0.044
2002-2001	V8-4.0	5		3130	K16PR-U11	3264	PK16PR11	3395	SK16PR-L11	4503	PK16TT	4701	IK16TT	5303	IK16			0.044
2000	V8-4.0			3130	K16PR-U11	3264	PK16PR11	3395	SK16PR-L11	4503	PK16TT	4701	IK16TT	5303	IK16			0.044
1999	V8-4.0		SD,	3130	K16PR-U11	3264	PK16PR11	3395	SK16PR-L11	4503	PK16TT	4701	IK16TT	5303	IK16			0.044
1999	V8-4.0		Series II,	3130	K16PR-U11	3264	PK16PR11	3395	SK16PR-L11	4503	PK16TT	4701	IK16TT	5303	IK16			0.044
1998	V8-4.0	2		3032	W16EXR-U11	3004	P16R			4501	PW16TT	4708	IW16TT	5305	IW16			0.044
1997-1996	V8-4.0	2		3031	W16EXR-U	3004	P16R			4501	PW16TT	4708	IW16TT	5305	IW16			0.032
1995-1994	V8-3.9	2		3013	W14EXR-U													0.032
FREELANDER																		
2005	V6-2.5			3191	K16PR-U	3264	PK16PR11	3395	SK16PR-L11	4503	PK16TT	4701	IK16TT	5303	IK16			0.044
2004-2002	V6-2.5			3130	K16PR-U11	3264	PK16PR11	3395	SK16PR-L11	4503	PK16TT	4701	IK16TT	5303	IK16			0.044
LR2																		
2014-2013	L4-2.0	G	T									4719	ITV20TT	5339	ITV20			0.040
2012-2011	L6-3.2	-										4704	IKH20TT	5344	IKH20			0.040
2011	L6-3.2	N										4704	IKH20TT	5344	IKH20			0.040
2010-2008	L6-3.2	N								4506	PKH20TT	4704	IKH20TT	5344	IKH20			0.040
LR3																		
2009	V8-4.4	5		3143	K16PR-L11	3275	PK16PR-L11	3395	SK16PR-L11	4503	PK16TT	4701	IK16TT	5303	IK16			0.044
2008	V8-4.4	5						3395	SK16PR-L11	4503	PK16TT	4701	IK16TT	5303	IK16			0.044
2007-2006	V8-4.4	5		3143	K16PR-L11	3275	PK16PR-L11	3395	SK16PR-L11	4503	PK16TT	4701	IK16TT	5303	IK16			0.044
2007	V6-4.0									4512	PT20TT	4714	IT20TT	5326	IT20			0.040
2006-2005	V6-4.0			5032	T20EPR-U					4512	PT20TT	4714	IT20TT	5326	IT20			0.032
2005	V8-4.4			3143	K16PR-L11	3275	PK16PR-L11	3395	SK16PR-L11	4503	PK16TT	4701	IK16TT	5303	IK16			0.044
LR4																		
2014	V6-3.0	V	S						DXE22HCR11S			4712	IXEH22TT					
2013	V8-5.0	D						3442	FXE22HR11			4712	IXEH22TT					0.044
2012	V8-5.0	D						3442	FXE22HR11			4712	IXEH22TT					0.044
2011-2010	V8-5.0	D						3444	SC20HR11									0.044
RANGE ROVER																		
2014-2013	V8-5.0	E	S					3442	FXE22HR11			4712	IXEH22TT					0.044
2014	V6-3.0	V	S						DXE22HCR11S			4712	IXEH22TT					
2013	V8-5.0	D						3442	FXE22HR11			4712	IXEH22TT					0.044



YEAR ANNEE AÑO	CYL	ENGINE MOTEUR MOTOR	NOTES/NOTAS	OE Types						Twin-Tip (TT) Technology				High Performance		GAP ECART. BRECHA
				U-GROOVE (Standard)		DOUBLE PLATINUM		IRIDIUM LONG-LIFE		PLATINUM TT		IRIDIUM TT		IRIDIUM POWER / IRIDIUM RACING		
				STOCK STOCK BOLSA	PLUG BOUGIE BUJIA	STOCK STOCK BOLSA	PLUG BOUGIE BUJIA	STOCK STOCK BOLSA	PLUG BOUGIE BUJIA	STOCK STOCK BOLSA	PLUG BOUGIE BUJIA	STOCK STOCK BOLSA	PLUG BOUGIE BUJIA	STOCK STOCK BOLSA	PLUG BOUGIE BUJIA	
LAND ROVER [continued]																
RANGE ROVER [continued]																
2012	V8-5.0	D						3442	FXE22HR11			4712	IXEH22TT			0.044
2012	V8-5.0	E	S					3442	FXE22HR11			4712	IXEH22TT			0.044
2011-2010	V8-5.0	D						3444	SC20HR11							0.044
2011-2010	V8-5.0	E	S					3444	SC20HR11							0.044
2009	V8-4.2	3	S	3143	K16PR-L11	3275	PK16PR-L11	3395	SK16PR-L11	4503	PK16TT	4701	IK16TT	5303	IK16	0.044
2009	V8-4.4	5		3143	K16PR-L11	3275	PK16PR-L11	3395	SK16PR-L11	4503	PK16TT	4701	IK16TT	5303	IK16	0.044
2008	V8-4.2	3	S					3395	SK16PR-L11	4503	PK16TT	4701	IK16TT	5303	IK16	0.044
2008	V8-4.4	5						3395	SK16PR-L11	4503	PK16TT	4701	IK16TT	5303	IK16	0.044
2007-2006	V8-4.2	3	S	3143	K16PR-L11	3275	PK16PR-L11	3395	SK16PR-L11	4503	PK16TT	4701	IK16TT	5303	IK16	0.044
2007-2006	V8-4.4	5		3143	K16PR-L11	3275	PK16PR-L11	3395	SK16PR-L11	4503	PK16TT	4701	IK16TT	5303	IK16	0.044
2005	V8-4.4			3143	K16PR-L11	3275	PK16PR-L11	3395	SK16PR-L11	4503	PK16TT	4701	IK16TT	5303	IK16	0.044
2004-2003	V8-4.4	M62		3143	K16PR-L11	3275	PK16PR-L11	3395	SK16PR-L11	4503	PK16TT	4701	IK16TT	5303	IK16	0.044
2002-2001	V8-4.6	4		3031	W16EXR-U	3004	P16R			4501	PW16TT	4708	IW16TT	5305	IW16	0.044
2000-1999	V8-4.0			3031	W16EXR-U	3004	P16R			4501	PW16TT	4708	IW16TT	5305	IW16	0.032
2000-1999	V8-4.6			3031	W16EXR-U	3004	P16R			4501	PW16TT	4708	IW16TT	5305	IW16	0.032
1998-1996	V8-4.6	4		3031	W16EXR-U	3004	P16R			4501	PW16TT	4708	IW16TT	5305	IW16	0.032
1998-1995	V8-4.0	2		3031	W16EXR-U	3004	P16R			4501	PW16TT	4708	IW16TT	5305	IW16	0.032
1995-1993	V8-4.2	3		3013	W14EXR-U											0.032
1995-1989	V8-3.9	2		3013	W14EXR-U											0.032
1988-1987	V8-3.5	1		3013	W14EXR-U											0.032
RANGE ROVER EVOQUE																
2014-2013	L4-2.0	G	T									4719	ITV20TT	5339	ITV20	0.040
2012	L4-2.0	G	T											5350	ITL20	0.044
RANGE ROVER SPORT																
2014-2013	V8-5.0	E	S					3442	FXE22HR11			4712	IXEH22TT			0.044
2014	V6-3.0	V	S						DXE22HCR11S			4712	IXEH22TT			
2013	V8-5.0	D						3442	FXE22HR11			4712	IXEH22TT			0.044
2012	V8-5.0	D						3442	FXE22HR11			4712	IXEH22TT			0.044
2012	V8-5.0	E	S					3442	FXE22HR11			4712	IXEH22TT			0.044
2011-2010	V8-5.0	D						3444	SC20HR11							0.044
2011-2010	V8-5.0	E	S					3444	SC20HR11							0.044
2009	V8-4.2	3	S	3143	K16PR-L11	3275	PK16PR-L11	3395	SK16PR-L11	4503	PK16TT	4701	IK16TT	5303	IK16	0.044
2009	V8-4.4	5		3143	K16PR-L11	3275	PK16PR-L11	3395	SK16PR-L11	4503	PK16TT	4701	IK16TT	5303	IK16	0.044
2008	V8-4.2	3	S					3395	SK16PR-L11	4503	PK16TT	4701	IK16TT	5303	IK16	0.044
2008	V8-4.4	5						3395	SK16PR-L11	4503	PK16TT	4701	IK16TT	5303	IK16	0.044
2007-2006	V8-4.2	3	S	3143	K16PR-L11	3275	PK16PR-L11	3395	SK16PR-L11	4503	PK16TT	4701	IK16TT	5303	IK16	0.044
2007-2006	V8-4.4	5		3143	K16PR-L11	3275	PK16PR-L11	3395	SK16PR-L11	4503	PK16TT	4701	IK16TT	5303	IK16	0.044
LEXUS																
CT200H																
2015-2013	L4-1.8	2ZRFXE						3444	SC20HR11			4711	IXEH20TT			0.044



YEAR ANEE AÑO	CYL	ENGINE MOTEUR MOTOR	NOTES/NOTAS	OE Types						Twin-Tip (TT) Technology				High Performance		GAP ECART. BRECHA	
				U-GROOVE (Standard)		DOUBLE PLATINUM		IRIDIUM LONG-LIFE		PLATINUM TT		IRIDIUM TT		IRIDIUM POWER / IRIDIUM RACING			
				STOCK STOCK BOLSA	PLUG BOUGIE BUJIA	STOCK STOCK BOLSA	PLUG BOUGIE BUJIA	STOCK STOCK BOLSA	PLUG BOUGIE BUJIA	STOCK STOCK BOLSA	PLUG BOUGIE BUJIA	STOCK STOCK BOLSA	PLUG BOUGIE BUJIA	STOCK STOCK BOLSA	PLUG BOUGIE BUJIA		
LEXUS [continued]																	
CT200H [continued]																	
2012-2011	L4-1.8	Z2RFXE							3444	SC20HR11						0.044	
ES250																	
1991-1990	V6-2.5	2VZFE		3009	Q20R-U11	3117	PQ20R			4508	PQ20TT	4707	IQ20TT	5302	IQ20	0.044	
ES300																	
2003-2002	V6-3.0	1MZFE		3139	K20R-U11	3128	PK20R11	3297	SK20R11	4504	PK20TT	4702	IK20TT	5304	IK20	0.044	
2001-2000	V6-3.0	1MZFE		3195	K20TR11	3253	PK20TR11			4504	PK20TT	4702	IK20TT	5304	IK20	0.044	
1999	V6-3.0	1MZFE		3195	K20TR11	3253	PK20TR11			4504	PK20TT	4702	IK20TT	5304	IK20	0.044	
1998-1996	V6-3.0	1MZFE		3195	K20TR11	3253	PK20TR11			4504	PK20TT	4702	IK20TT	5304	IK20	0.044	
1995-1994	V6-3.0	1MZFE		3139	K20R-U11	3128	PK20R11	3297	SK20R11	4504	PK20TT	4702	IK20TT	5304	IK20	0.044	
1993-1992	V6-3.0	3VZFE		3009	Q20R-U11	3117	PQ20R			4508	PQ20TT	4707	IQ20TT	5302	IQ20	0.044	
ES300H																	
2015-2013	L4-2.5	2ARFXE							3484	FK16HR-A8	4505	PKH16TT	4703	IKH16TT	5343	IKH16	0.032
ES330																	
2006-2004	V6-3.3	3MZFE		3139	K20R-U11	3128	PK20R11	3297	SK20R11	4504	PK20TT	4702	IK20TT	5304	IK20	0.044	
ES350																	
2015-2013	V6-3.5	2GRFE							3426	FK20HR11			4704	IKH20TT	5344	IKH20	0.044
2012-2007	V6-3.5	2GRFE							3426	FK20HR11						0.044	
GS300																	
2006	V6-3.0	3GRFSE							3473	FK20HBR11			4705	IKBH20TT		0.044	
2005-2001	L6-3.0	2JZGE		3120	K16R-U11	3134	PK16R11	3353	SK16R-P11	4503	PK16TT	4701	IK16TT	5303	IK16	0.044	
2000-1998	L6-3.0	2JZGE		3194	K16TR11	3289	PK16TR11			4503	PK16TT	4701	IK16TT	5303	IK16	0.044	
1997-1993	L6-3.0	2JZGE		3120	K16R-U11	3134	PK16R11	3324	SK16R11	4503	PK16TT	4701	IK16TT	5303	IK16	0.044	
GS350																	
2015-2013	V6-3.5	2GRFSE							3473	FK20HBR11			4705	IKBH20TT		0.044	
2011-2007	V6-3.5	2GRFSE							3473	FK20HBR11			4705	IKBH20TT		0.044	
GS400																	
2000-1998	V8-4.0	1UZFE		3139	K20R-U11	3128	PK20R11	3297	SK20R11	4504	PK20TT	4702	IK20TT	5304	IK20	0.044	
GS430																	
2007-2001	V8-4.3	3UZFE		3139	K20R-U11	3128	PK20R11	3297	SK20R11	4504	PK20TT	4702	IK20TT	5304	IK20	0.044	
GS450H																	
2015-2013	V6-3.5	2GRFXE							3491	FK20HBR8			4705	IKBH20TT		0.032	
2011-2007	V6-3.5	2GRFSE							3473	FK20HBR11			4705	IKBH20TT		0.044	
GS460																	
2011	V8-4.6	1URFSE							3473	FK20HBR11			4705	IKBH20TT		0.044	
2009-2008	V8-4.6	1URFSE							3473	FK20HBR11			4705	IKBH20TT		0.044	
GX460																	
2015-2013	V8-4.6	1URFE							3421	SK20HR11	4506	PKH20TT	4704	IKH20TT	5344	IKH20	0.044
2012-2011	V8-4.6	1URFE							3421	SK20HR11			4704	IKH20TT	5344	IKH20	0.044
2010	V8-4.6	1URFE							3421	SK20HR11						0.044	



YEAR ANNEE AÑO	CYL	ENGINE MOTEUR MOTOR	NOTES/NOTAS	OE Types						Twin-Tip (TT) Technology				High Performance		GAP ECART. BRECHA
				U-GROOVE (Standard)		DOUBLE PLATINUM		IRIDIUM LONG-LIFE		PLATINUM TT		IRIDIUM TT		IRIDIUM POWER / IRIDIUM RACING		
				STOCK STOCK BOLSA	PLUG BOUGIE BUJIA	STOCK STOCK BOLSA	PLUG BOUGIE BUJIA	STOCK STOCK BOLSA	PLUG BOUGIE BUJIA	STOCK STOCK BOLSA	PLUG BOUGIE BUJIA	STOCK STOCK BOLSA	PLUG BOUGIE BUJIA	STOCK STOCK BOLSA	PLUG BOUGIE BUJIA	
LEXUS [continued]																
GX460 [continued]																
2010	V8-4.6	1URFE	Premium Series,	3381	K20HR-U11					4506	PKH20TT	4704	IKH20TT	5344	IKH20	0.044
GX470																
2009-2003	V8-4.7	2UZFE		3139	K20R-U11	3128	PK20R11	3297	SK20R11	4504	PK20TT	4702	IK20TT	5304	IK20	0.044
HS250H																
2012-2011	L4-2.4	2AZFXE						3297	SK20R11			4702	IK20TT	5304	IK20	0.044
2010	L4-2.4	2AZFXE		3139	K20R-U11	3128	PK20R11	3297	SK20R11	4504	PK20TT	4702	IK20TT	5304	IK20	0.044
IS250																
2015-2006	V6-2.5	4GRFSE						3473	FK20HBR11			4705	IKBH20TT			0.044
IS300																
2005-2001	L6-3.0	2JZGE		3120	K16R-U11	3134	PK16R11	3353	SK16R-P11	4503	PK16TT	4701	IK16TT	5303	IK16	0.044
IS350																
2015-2006	V6-3.5	2GRFSE						3473	FK20HBR11			4705	IKBH20TT			0.044
IS F																
2014-2008	V8-5.0	2URGSE						3473	FK20HBR11			4705	IKBH20TT			0.044
LS400																
2000-1998	V8-4.0	1UZFE		3139	K20R-U11	3128	PK20R11	3297	SK20R11	4504	PK20TT	4702	IK20TT	5304	IK20	0.044
1997	V8-4.0	1UZFE		3139	K20R-U11	3128	PK20R11	3297	SK20R11	4504	PK20TT	4702	IK20TT	5304	IK20	0.044
1996-1995	V8-4.0	1UZFE		3122	K20R-U	3127	PK20R8	3403	SK20PR-A8	4504	PK20TT	4702	IK20TT	5304	IK20	0.032
1994-1990	V8-4.0	1UZFE		3139	K20R-U11	3128	PK20R11	3297	SK20R11	4504	PK20TT	4702	IK20TT	5304	IK20	0.044
LS430																
2006-2001	V8-4.3	3UZFE		3139	K20R-U11	3128	PK20R11	3297	SK20R11	4504	PK20TT	4702	IK20TT	5304	IK20	0.044
LS460																
2015-2007	V8-4.6	1URFSE						3473	FK20HBR11			4705	IKBH20TT			0.044
LS600H																
2015-2008	V8-5.0	2URFSE						3473	FK20HBR11			4705	IKBH20TT			0.044
LX450																
1997	L6-4.5	1FZFE		3119	K16R-U	3301	PK16R8	3435	SK16PR-F8	4503	PK16TT	4701	IK16TT	5303	IK16	0.032
1996	L6-4.5	1FZFE		3119	K16R-U	3301	PK16R8	3435	SK16PR-F8	4503	PK16TT	4701	IK16TT	5303	IK16	0.032
LX470																
2007-1998	V8-4.7	2UZFE		3139	K20R-U11	3128	PK20R11	3297	SK20R11	4504	PK20TT	4702	IK20TT	5304	IK20	0.044
LSX570																
2015-2013	V8-5.7	3URFE						3421	SK20HR11	4506	PKH20TT	4704	IKH20TT	5344	IKH20	0.044
2011	V8-5.7	3URFE						3421	SK20HR11			4704	IKH20TT	5344	IKH20	0.044
2010	V8-5.7	3URFE		3381	K20HR-U11			3421	SK20HR11	4506	PKH20TT	4704	IKH20TT	5344	IKH20	0.044
2009-2008	V8-5.7	3URFE						3421	SK20HR11	4506	PKH20TT	4704	IKH20TT	5344	IKH20	0.044
NX300H																
2015	L4-2.5	2ARFXE						3484	FK16HR-A8	4505	PKH16TT	4703	IKH16TT	5343	IKH16	0.032
RC350																
2015	V6-3.5	2GRFSE						3473	FK20HBR11			4705	IKBH20TT			0.044



YEAR ANNEE AÑO	CYL	ENGINE MOTEUR MOTOR	NOTES/NOTAS	OE Types						Twin-Tip (TT) Technology				High Performance		GAP ECART. BRECHA	
				U-GROOVE (Standard)		DOUBLE PLATINUM		IRIDIUM LONG-LIFE		PLATINUM TT		IRIDIUM TT		IRIDIUM POWER / IRIDIUM RACING			
				STOCK STOCK BOLSA	PLUG BOUGIE BUJIA	STOCK STOCK BOLSA	PLUG BOUGIE BUJIA	STOCK STOCK BOLSA	PLUG BOUGIE BUJIA	STOCK STOCK BOLSA	PLUG BOUGIE BUJIA	STOCK STOCK BOLSA	PLUG BOUGIE BUJIA	STOCK STOCK BOLSA	PLUG BOUGIE BUJIA		
LEXUS [continued]																	
RC F																	
2015	V8-5.0	ZURGE							3491	FK20HBR8				4705	IKBH20TT		0.032
RX300																	
2003-1999	V6-3.0	1MZFE		3139	K20R-U11	3128	PK20R11	3297	SK20R11	4504	PK20TT	4702	IK20TT	5304	IK20	0.044	
RX330																	
2006-2004	V6-3.3	3MZFE		3139	K20R-U11	3128	PK20R11	3297	SK20R11	4504	PK20TT	4702	IK20TT	5304	IK20	0.044	
RX350																	
2015-2013	V6-3.5	2GRFE						3426	FK20HR11				4704	IKH20TT	5344	IKH20	0.044
2012-2007	V6-3.5	2GRFE						3426	FK20HR11								0.044
RX400H																	
2008-2006	V6-3.3	3MZFE		3139	K20R-U11	3128	PK20R11	3297	SK20R11	4504	PK20TT	4702	IK20TT	5304	IK20	0.044	
RX450H																	
2015-2013	V6-3.5	2GRFXE						3426	FK20HR11				4704	IKH20TT	5344	IKH20	0.044
2012-2010	V6-3.5	2GRFXE						3426	FK20HR11								0.044
SC300																	
2000-1998	L6-3.0	2JZGE		3194	K16TR11	3289	PK16TR11			4503	PK16TT	4701	IK16TT	5303	IK16	0.044	
1997-1994	L6-3.0	2JZGE		3120	K16R-U11	3134	PK16R11	3324	SK16R11	4503	PK16TT	4701	IK16TT	5303	IK16	0.044	
1993-1992	L6-3.0	2JZGE		3139	K20R-U11	3128	PK20R11	3297	SK20R11	4504	PK20TT	4702	IK20TT	5304	IK20	0.044	
SC400																	
2000-1999	V8-4.0	1UZFE		3139	K20R-U11	3128	PK20R11	3297	SK20R11	4504	PK20TT	4702	IK20TT	5304	IK20	0.044	
1998	V8-4.0	1UZFE		3139	K20R-U11	3128	PK20R11	3297	SK20R11	4504	PK20TT	4702	IK20TT	5304	IK20	0.044	
1997-1992	V8-4.0	1UZFE		3139	K20R-U11	3128	PK20R11	3297	SK20R11	4504	PK20TT	4702	IK20TT	5304	IK20	0.044	
SC430																	
2010-2002	V8-4.3	3UZFE		3139	K20R-U11	3128	PK20R11	3297	SK20R11	4504	PK20TT	4702	IK20TT	5304	IK20	0.044	
LINCOLN																	
AVIATOR																	
2005-2003	V8-4.6	H		5023	T16EPR-U15	5070	PT16EPR-L13			4511	PT16TT	4713	IT16TT	5325	IT16	0.050	
BLACKWOOD																	
2002	V8-5.4	A		5023	T16EPR-U15	5070	PT16EPR-L13			4511	PT16TT	4713	IT16TT	5325	IT16	0.050	
CAPRI																	
1959-1958	V8-7.0			5008	MA16PR-U											0.035	
CONTINENTAL																	
2002-1995	V8-4.6	V		5023	T16EPR-U15	5070	PT16EPR-L13			4511	PT16TT	4713	IT16TT	5325	IT16	0.050	
1994-1988	V6-3.8	4		5047	T16NR-U11											0.044	
1987-1986	V8-5.0	F		5047	T16NR-U11											0.044	
1985	V8-5.0	F		5020	T14PR-U											0.035	
1984-1982	V8-5.0	F		5027	T16PR-U15					4509	PTF16TT	4715	ITF16TT	5330	ITF16	0.060	
1982	V6-3.8	3		5022	T16EPR-U	5091	PT16EPR10			4511	PT16TT	4713	IT16TT	5325	IT16	0.032	



YEAR ANNEE AÑO	CYL	ENGINE MOTEUR MOTOR	NOTES/NOTAS	OE Types						Twin-Tip (TT) Technology				High Performance		GAP ECART. BRECHA
				U-GROOVE (Standard)		DOUBLE PLATINUM		IRIDIUM LONG-LIFE		PLATINUM TT		IRIDIUM TT		IRIDIUM POWER / IRIDIUM RACING		
				STOCK STOCK BOLSA	PLUG BOUGIE BUJIA	STOCK STOCK BOLSA	PLUG BOUGIE BUJIA	STOCK STOCK BOLSA	PLUG BOUGIE BUJIA	STOCK STOCK BOLSA	PLUG BOUGIE BUJIA	STOCK STOCK BOLSA	PLUG BOUGIE BUJIA	STOCK STOCK BOLSA	PLUG BOUGIE BUJIA	
LINCOLN [continued]																
CONTINENTAL [continued]																
1980	V8-5.0	F		5027	T16PR-U15					4509	PTF16TT	4715	ITF16TT	5330	ITF16	0.060
1980	V8-5.8	G		5027	T16PR-U15					4509	PTF16TT	4715	ITF16TT	5330	ITF16	0.060
1979-1977	V8-6.6	S		5027	T16PR-U15					4509	PTF16TT	4715	ITF16TT	5330	ITF16	0.060
1978-1973	V8-7.5	A		5026	T16PR-U11					4509	PTF16TT	4715	ITF16TT	5330	ITF16	0.044
1972-1968	V8-7.5	A		5008	MA16PR-U											0.035
1965-1958	V8-7.0			5008	MA16PR-U											0.035
LINCOLN SERIES																
1960	V8-7.0			5008	MA16PR-U											0.035
LS																
2006-2000	V8-3.9	A		3130	K16PR-U11	3264	PK16PR11	3395	SK16PR-L11	4503	PK16TT	4701	IK16TT	5303	IK16	0.044
2005	V6-3.0	S		5023	T16EPR-U15	5070	PT16EPR-L13			4511	PT16TT					0.050
2005	V6-3.0											4713	IT16TT	5325	IT16	0.040
2004-2000	V6-3.0	S		5023	T16EPR-U15	5070	PT16EPR-L13			4511	PT16TT	4713	IT16TT	5325	IT16	0.050
MARK III																
1971-1968	V8-7.5	A		5008	MA16PR-U											0.035
MARK IV																
1976-1973	V8-7.5	A		5026	T16PR-U11					4509	PTF16TT	4715	ITF16TT	5330	ITF16	0.044
1972	V8-7.5	A		5008	MA16PR-U											0.035
MARK V																
1979-1977	V8-6.6	S		5027	T16PR-U15					4509	PTF16TT	4715	ITF16TT	5330	ITF16	0.060
1978-1977	V8-7.5	A		5026	T16PR-U11					4509	PTF16TT	4715	ITF16TT	5330	ITF16	0.044
MARK VI																
1983-1980	V8-5.0	F		5027	T16PR-U15					4509	PTF16TT	4715	ITF16TT	5330	ITF16	0.060
1980	V8-5.8	G		5027	T16PR-U15					4509	PTF16TT	4715	ITF16TT	5330	ITF16	0.060
MARK VII																
1992-1990	V8-5.0	E		5025	T16PR-U					4509	PTF16TT	4715	ITF16TT	5330	ITF16	0.035
1989-1988	V8-5.0	E		5047	T16NR-U11											0.044
1987-1986	V8-5.0	F		5047	T16NR-U11											0.044
1987-1986	V8-5.0	M		5047	T16NR-U11											0.044
1985	V8-5.0	F		5020	T14PR-U											0.035
1985	V8-5.0	M		5020	T14PR-U											0.035
1984	V8-5.0	F		5027	T16PR-U15					4509	PTF16TT	4715	ITF16TT	5330	ITF16	0.060
MARK VIII																
1998-1996	V8-4.6	V		5023	T16EPR-U15	5070	PT16EPR-L13			4511	PT16TT	4713	IT16TT	5325	IT16	0.050
1995	V8-4.6	V		5032	T20EPR-U											0.032
1995	V8-4.6	V	Base,	5032	T20EPR-U					4512	PT20TT	4714	IT20TT	5326	IT20	0.032
1995	V8-4.6	V	LSC,							4512	PT20TT	4714	IT20TT	5326	IT20	0.040
1994-1993	V8-4.6	V		5032	T20EPR-U					4512	PT20TT	4714	IT20TT	5326	IT20	0.032
MKS																
2014-2013	V6-3.7	K										4719	ITV20TT	5339	ITV20	0.040



YEAR ANEE AÑO	CYL	ENGINE MOTEUR MOTOR	NOTES/NOTAS	OE Types						Twin-Tip (TT) Technology				High Performance		GAP ECART. BRECHA	
				U-GROOVE (Standard)		DOUBLE PLATINUM		IRIDIUM LONG-LIFE		PLATINUM TT		IRIDIUM TT		IRIDIUM POWER / IRIDIUM RACING			
				STOCK STOCK BOLSA	PLUG BOUGIE BUJIA	STOCK STOCK BOLSA	PLUG BOUGIE BUJIA	STOCK STOCK BOLSA	PLUG BOUGIE BUJIA	STOCK STOCK BOLSA	PLUG BOUGIE BUJIA	STOCK STOCK BOLSA	PLUG BOUGIE BUJIA	STOCK STOCK BOLSA	PLUG BOUGIE BUJIA		
LINCOLN [continued]																	
MKS [continued]																	
2014-2010	V6-3.5	T	T										4719	ITV20TT	5339	ITV20	0.040
2012-2009	V6-3.7	R											4719	ITV20TT	5339	ITV20	0.040
MKT																	
2014-2013	L4-2.0	9	T										4719	ITV20TT	5339	ITV20	0.040
2014-2013	V6-3.7	K											4719	ITV20TT	5339	ITV20	0.040
2014-2010	V6-3.5	T	T										4719	ITV20TT	5339	ITV20	0.040
2012-2010	V6-3.7	R											4719	ITV20TT	5339	ITV20	0.040
MKX																	
2014-2011	V6-3.7	K											4719	ITV20TT	5339	ITV20	0.040
2010-2007	V6-3.5	C											4719	ITV20TT	5339	ITV20	0.040
MKZ																	
2014-2013	L4-2.0	U											4718	ITV16TT	5338	ITV16	0.040
2014-2013	L4-2.0	9	T										4719	ITV20TT	5339	ITV20	0.040
2014-2013	V6-3.7	K											4719	ITV20TT	5339	ITV20	0.040
2012-2010	V6-3.5	C											4719	ITV20TT	5339	ITV20	0.040
2012	L4-2.5	3				5068	PT16VR13						4718	ITV16TT	5338	ITV16	0.050
2011	L4-2.5	3				5068	PT16VR13			4513	PTV16TT		4718	ITV16TT	5338	ITV16	0.050
2009-2007	V6-3.5	T											4719	ITV20TT	5339	ITV20	0.040
NAVIGATOR																	
2005	V8-5.4	5											4512	PT20TT			0.040
2004-2001	V8-5.4	R		5023	T16EPR-U15	5070	PT16EPR-L13			4511	PT16TT	4713	IT16TT	5325	IT16	0.050	
2001	V8-5.4	A		5023	T16EPR-U15	5070	PT16EPR-L13			4511	PT16TT	4713	IT16TT	5325	IT16	0.050	
2000-1999	V8-5.4	A		5023	T16EPR-U15							4714	IT20TT	5326	IT20	0.060	
1999-1998	V8-5.4	L		5023	T16EPR-U15							4714	IT20TT	5326	IT20	0.060	
PREMIER																	
1960-1958	V8-7.0			5008	MA16PR-U												0.035
TOWN CAR																	
2011-2010	V8-4.6	V				5070	PT16EPR-L13			4511	PT16TT	4713	IT16TT	5325	IT16	0.050	
2009-2006	V8-4.6	V		5023	T16EPR-U15	5070	PT16EPR-L13			4511	PT16TT	4713	IT16TT	5325	IT16	0.050	
2008-1995	V8-4.6	W		5023	T16EPR-U15	5070	PT16EPR-L13			4511	PT16TT	4713	IT16TT	5325	IT16	0.050	
1994-1991	V8-4.6	W		5032	T20EPR-U					4512	PT20TT	4714	IT20TT	5326	IT20	0.032	
1990-1986	V8-5.0	F		5047	T16NR-U11											0.044	
1985	V8-5.0	F		5020	T14PR-U											0.035	
1984-1981	V8-5.0	F		5027	T16PR-U15					4509	PTF16TT	4715	ITF16TT	5330	ITF16	0.060	
VERSAILLES																	
1980-1977	V8-5.0	F		5027	T16PR-U15					4509	PTF16TT	4715	ITF16TT	5330	ITF16	0.060	
1977	V8-5.8	H		5026	T16PR-U11					4509	PTF16TT	4715	ITF16TT	5330	ITF16	0.044	
ZEPHYR																	
2006	V6-3.0	1		5023	T16EPR-U15	5070	PT16EPR-L13			4511	PT16TT	4713	IT16TT	5325	IT16	0.060	



YEAR ANNEE AÑO	CYL	ENGINE MOTEUR MOTOR	NOTES/NOTAS	OE Types						Twin-Tip (TT) Technology				High Performance		GAP ECART. BRECHA
				U-GROOVE (Standard)		DOUBLE PLATINUM		IRIDIUM LONG-LIFE		PLATINUM TT		IRIDIUM TT		IRIDIUM POWER / IRIDIUM RACING		
				STOCK STOCK BOLSA	PLUG BOUGIE BUJIA	STOCK STOCK BOLSA	PLUG BOUGIE BUJIA	STOCK STOCK BOLSA	PLUG BOUGIE BUJIA	STOCK STOCK BOLSA	PLUG BOUGIE BUJIA	STOCK STOCK BOLSA	PLUG BOUGIE BUJIA	STOCK STOCK BOLSA	PLUG BOUGIE BUJIA	
LOTUS																
ELAN																
1991	L4-1.6	6	T	3008	Q20PR-U11					4508	PQ20TT	4707	IQ20TT	5302	IQ20	0.044
ESPRIT																
2001-1999	V8-3.5		T	3304	K20TNR					4504	PK20TT	4702	IK20TT	5304	IK20	0.040
1997	V8-3.5	3	T	3304	K20TNR					4504	PK20TT	4702	IK20TT	5304	IK20	0.040
1995-1993	L4-2.2	0	T	3088	W22EPR-U	3302	P22PR8	3354	S22PR-A7					5307	IW22	0.032
1992	L4-2.2	910	T	3088	W22EPR-U											0.032
1992	L4-2.2	0	T			3302	P22PR8	3354	S22PR-A7					5307	IW22	0.032
1991-1989	L4-2.2	0	T	3088	W22EPR-U	3302	P22PR8	3354	S22PR-A7					5307	IW22	0.032
MASERATI																
425																
1987-1986	V6-2.5	M	T	4136	W24EPR-U									5316	IW24	0.032
430I																
1990-1989	V6-2.8	N	T	3098	W22ESR-U									5307	IW22	0.032
BITURBO																
1984	V6-2.5	L	T	4136	W24EPR-U									5316	IW24	0.032
QUATTROPORTE																
1986-1984	V8-4.9	C		3066	W20EXR-U	3229	P20R8			4502	PW20TT	4709	IW20TT	5306	IW20	0.032
SPYDER																
1991-1989	V6-2.8	N	T	3098	W22ESR-U									5307	IW22	0.032
1987-1986	V6-2.5	M	T	4136	W24EPR-U									5316	IW24	0.032
MAZDA																
2																
2014-2013	L4-1.5	MZR						3412	SK16PR-E11			4701	IK16TT	5303	IK16	0.044
2012-2011	L4-1.5	Y						3412	SK16PR-E11			4701	IK16TT	5303	IK16	0.044
2012-2011	L4-1.5	Z						3412	SK16PR-E11			4701	IK16TT	5303	IK16	0.044
3																
2015-2014	L4-2.5	3										4711	IXEH20TT			0.040
2015-2013	L4-2.0	7										4711	IXEH20TT			0.040
2013-2012	L4-2.3	MZR	T									4719	ITV20TT	5339	ITV20	0.040
2013-2011	L4-2.0	F										4718	ITV16TT	5338	ITV16	0.040
2013-2011	L4-2.0	G										4718	ITV16TT	5338	ITV16	0.040
2013-2011	L4-2.5	5										4718	ITV16TT	5338	ITV16	0.040
2013-2011	L4-2.5	6										4718	ITV16TT	5338	ITV16	0.040
2013	L4-2.0	8										4711	IXEH20TT			0.040
2013	L4-2.0	P										4711	IXEH20TT			0.040
2011	L4-2.3	3	T									4719	ITV20TT	5339	ITV20	0.040
2011	L4-2.3	4	T									4719	ITV20TT	5339	ITV20	0.040



YEAR ANNEE AÑO	CYL	ENGINE MOTEUR MOTOR	NOTES/NOTAS	OE Types						Twin-Tip (TT) Technology				High Performance		GAP ECART. BRECHA	
				U-GROOVE (Standard)		DOUBLE PLATINUM		IRIDIUM LONG-LIFE		PLATINUM TT		IRIDIUM TT		IRIDIUM POWER / IRIDIUM RACING			
				STOCK STOCK BOLSA	PLUG BOUGIE BUJIA	STOCK STOCK BOLSA	PLUG BOUGIE BUJIA	STOCK STOCK BOLSA	PLUG BOUGIE BUJIA	STOCK STOCK BOLSA	PLUG BOUGIE BUJIA	STOCK STOCK BOLSA	PLUG BOUGIE BUJIA	STOCK STOCK BOLSA	PLUG BOUGIE BUJIA		
MAZDA [continued]																	
3 [continued]																	
2010-2009	L4-2.0	F									4513	PTV16TT	4718	ITV16TT	5338	ITV16	0.040
2010-2009	L4-2.0	G									4513	PTV16TT	4718	ITV16TT	5338	ITV16	0.040
2010-2007	L4-2.3	MZR	T										4719	ITV20TT	5339	ITV20	0.040
2010	L4-2.5	6									4513	PTV16TT					0.040
2010	L4-2.5	5									4513	PTV16TT	4718	ITV16TT	5338	ITV16	0.040
2009	L4-2.3	3									4513	PTV16TT	4718	ITV16TT	5338	ITV16	0.040
2009	L4-2.3	4									4513	PTV16TT	4718	ITV16TT	5338	ITV16	0.040
2008	L4-2.0										4513	PTV16TT	4718	ITV16TT	5338	ITV16	0.040
2008	L4-2.3										4513	PTV16TT	4718	ITV16TT	5338	ITV16	0.040
2007	L4-2.0												4718	ITV16TT	5338	ITV16	0.040
2007	L4-2.3												4718	ITV16TT	5338	ITV16	0.040
2006	L4-2.0										4513	PTV16TT	4718	ITV16TT	5338	ITV16	0.040
2006	L4-2.3										4513	PTV16TT	4718	ITV16TT	5338	ITV16	0.040
2005-2004	L4-2.3												4713	IT16TT	5325	IT16	0.040
2005	L4-2.0										4512	PT20TT	4713	IT16TT	5325	IT16	0.040
2004	L4-2.0			5023	T16EPR-U15	5092	PT16EPR13				4511	PT16TT	4713	IT16TT	5325	IT16	0.050
3 SPORT																	
2014	L4-2.0	7											4711	IXEH20TT			0.040
2014	L4-2.5	3											4711	IXEH20TT			0.040
2013	L4-2.0	F											4718	ITV16TT	5338	ITV16	0.040
2013	L4-2.5	5											4718	ITV16TT	5338	ITV16	0.040
5																	
2015-2013	L4-2.5	L											4718	ITV16TT	5338	ITV16	0.040
2010-2009	L4-2.3	3									4513	PTV16TT	4718	ITV16TT	5338	ITV16	0.040
2010-2009	L4-2.3	L									4513	PTV16TT	4718	ITV16TT	5338	ITV16	0.040
2008	L4-2.3										4513	PTV16TT	4718	ITV16TT	5338	ITV16	0.040
2007-2006	L4-2.3										4511	PT16TT	4713	IT16TT	5325	IT16	0.040
6																	
2016-2014	L4-2.5	5											4711	IXEH20TT			0.040
2015	L4-2.5	6											4711	IXEH20TT			0.040
2013-2010	L4-2.5	H											4718	ITV16TT	5338	ITV16	0.040
2013-2009	V6-3.7	B											4719	ITV20TT	5339	ITV20	0.040
2010-2009	L4-2.5	A									4513	PTV16TT	4718	ITV16TT	5338	ITV16	0.040
2008-2007	V6-3.0			5023	T16EPR-U15	5070	PT16EPR-L13				4511	PT16TT	4713	IT16TT	5325	IT16	0.050
2008	L4-2.3										4513	PTV16TT	4718	ITV16TT	5338	ITV16	0.040
2007-2006	L4-2.3	MZR	T										4719	ITV20TT	5339	ITV20	0.040
2007	L4-2.3												4719	ITV20TT	5339	ITV20	0.040
2006	L4-2.3										4513	PTV16TT	4718	ITV16TT	5338	ITV16	0.040
2006	V6-3.0			5023	T16EPR-U15	5070	PT16EPR-L13				4511	PT16TT	4713	IT16TT	5325	IT16	0.060
2005-2004	L4-2.3												4713	IT16TT	5325	IT16	0.040
2005	V6-3.0			5023	T16EPR-U15						4511	PT16TT	4713	IT16TT	5325	IT16	0.060



YEAR ANNEE AÑO	CYL	ENGINE MOTEUR MOTOR	NOTES/NOTAS	OE Types						Twin-Tip (TT) Technology				High Performance		GAP ECART. BRECHA
				U-GROOVE (Standard)		DOUBLE PLATINUM		IRIDIUM LONG-LIFE		PLATINUM TT		IRIDIUM TT		IRIDIUM POWER / IRIDIUM RACING		
				STOCK STOCK BOLSA	PLUG BOUGIE BUJIA	STOCK STOCK BOLSA	PLUG BOUGIE BUJIA	STOCK STOCK BOLSA	PLUG BOUGIE BUJIA	STOCK STOCK BOLSA	PLUG BOUGIE BUJIA	STOCK STOCK BOLSA	PLUG BOUGIE BUJIA	STOCK STOCK BOLSA	PLUG BOUGIE BUJIA	
MAZDA [continued]																
6 [continued]																
2004	V6-3.0			5023	T16EPR-U15	5070	PT16EPR-L13			4511	PT16TT	4713	IT16TT	5325	IT16	0.060
2003	L4-2.3			5023	T16EPR-U15	5092	PT16EPR13			4511	PT16TT	4713	IT16TT	5325	IT16	0.050
2003	V6-3.0			5032	T20EPR-U					4512	PT20TT	4714	IT20TT	5326	IT20	0.032
323																
1994-1986	L4-1.6			3201	W16EPR-U11	3114	P16PR11			4501	PW16TT	4708	IW16TT	5305	IW16	0.044
1991-1990	L4-1.8			3130	K16PR-U11	3174	PK16PR-P11	3395	SK16PR-L11	4503	PK16TT	4701	IK16TT	5303	IK16	0.044
1989-1988	L4-1.6	B6T	T	3008	Q20PR-U11					4508	PQ20TT	4707	IQ20TT	5302	IQ20	0.044
616																
1971	L4-1.6			3066	W20EXR-U	3229	P20R8			4502	PW20TT	4709	IW20TT	5306	IW20	0.032
618																
1972	L4-1.8			3066	W20EXR-U	3229	P20R8			4502	PW20TT	4709	IW20TT	5306	IW20	0.032
626																
2002-1998	V6-2.5					3173	PKJ20CR8	3371	SKJ20CR-A8	4504	PK20TT	4702	IK20TT	5358	IK20L	0.032
2002	L4-2.0			3121	K20PR-U11	3168	PK20PR11	3443	SK20PR-L11	4504	PK20TT	4702	IK20TT	5358	IK20L	0.044
2001-2000	L4-2.0			3121	K20PR-U11	3168	PK20PR11	3443	SK20PR-L11	4504	PK20TT	4702	IK20TT	5358	IK20L	0.044
1999-1993	L4-2.0			3121	K20PR-U11	3168	PK20PR11	3443	SK20PR-L11	4504	PK20TT	4702	IK20TT	5304	IK20	0.044
1997-1993	V6-2.5			3133	KJ20CR11	3247	PKJ20CR-L11	3371	SKJ20CR-A8	4504	PK20TT	4702	IK20TT	5358	IK20L	0.044
1992-1990	L4-2.2			3133	KJ20CR11	3247	PKJ20CR-L11	3371	SKJ20CR-A8	4504	PK20TT	4702	IK20TT	5358	IK20L	0.044
1991-1990	L4-2.2		T	3133	KJ20CR11	3247	PKJ20CR-L11	3371	SKJ20CR-A8	4504	PK20TT	4702	IK20TT	5358	IK20L	0.044
1989-1988	L4-2.2			3112	QJ20CR11					4508	PQ20TT	4707	IQ20TT	5302	IQ20	0.044
1989-1988	L4-2.2		T	3112	QJ20CR11					4508	PQ20TT	4707	IQ20TT	5302	IQ20	0.044
1987-1986	L4-2.0		T	3047	W20EPR-U	3306	P20PR8			4502	PW20TT	4709	IW20TT	5306	IW20	0.032
1987-1979	L4-2.0			3031	W16EXR-U	3004	P16R			4501	PW16TT	4708	IW16TT	5305	IW16	0.032
808																
1977-1972	L4-1.6			3066	W20EXR-U	3229	P20R8			4502	PW20TT	4709	IW20TT	5306	IW20	0.032
929																
1995-1992	V6-3.0			3130	K16PR-U11	3264	PK16PR11	3395	SK16PR-L11	4503	PK16TT	4701	IK16TT	5303	IK16	0.044
1991-1990	V6-3.0			3131	KJ16CR11	3246	PKJ16CR-L11	3396	SKJ16CR-L11	4503	PK16TT	4701	IK16TT	5357	IK16L	0.044
1989-1988	V6-3.0			3112	QJ20CR11					4508	PQ20TT	4707	IQ20TT	5302	IQ20	0.044
1200																
1971	L4-1.2			3066	W20EXR-U	3229	P20R8			4502	PW20TT	4709	IW20TT	5306	IW20	0.032
B1600																
1976-1972	L4-1.6			3066	W20EXR-U	3229	P20R8			4502	PW20TT	4709	IW20TT	5306	IW20	0.032
B1800																
1978-1977	L4-1.8			3066	W20EXR-U	3229	P20R8			4502	PW20TT	4709	IW20TT	5306	IW20	0.032
B2000																
1987-1986	L4-2.0			3031	W16EXR-U	3004	P16R			4501	PW16TT	4708	IW16TT	5305	IW16	0.032
1984-1979	L4-2.0			3031	W16EXR-U	3004	P16R			4501	PW16TT	4708	IW16TT	5305	IW16	0.032



YEAR ANNEE AÑO	CYL	ENGINE MOTEUR MOTOR	NOTES/NOTAS	OE Types						Twin-Tip (TT) Technology				High Performance		GAP ECART. BRECHA
				U-GROOVE (Standard)		DOUBLE PLATINUM		IRIDIUM LONG-LIFE		PLATINUM TT		IRIDIUM TT		IRIDIUM POWER / IRIDIUM RACING		
				STOCK STOCK BOLSA	PLUG BOUGIE BUJIA	STOCK STOCK BOLSA	PLUG BOUGIE BUJIA	STOCK STOCK BOLSA	PLUG BOUGIE BUJIA	STOCK STOCK BOLSA	PLUG BOUGIE BUJIA	STOCK STOCK BOLSA	PLUG BOUGIE BUJIA	STOCK STOCK BOLSA	PLUG BOUGIE BUJIA	
MAZDA [continued]																
B2200																
1993	L4-2.2			3031	W16EXR-U	3114	P16PR11							5305	IW16	0.032
1993	L4-2.2			3201	W16EPR-U11					4501	PW16TT	4708	IW16TT			0.044
1992-1990	L4-2.2			3047	W20EPR-U	3306	P20PR8									0.032
1992-1990	L4-2.2			3201	W16EPR-U11					4502	PW20TT					0.044
1992-1990	L4-2.2									4501	PW16TT	4708	IW16TT			0.040
1992-1990	L4-2.2			3201	W16EPR-U11					4501	PW16TT	4709	IW20TT			0.044
1992	L4-2.2			3047	W20EPR-U	3114	P16PR11							5305	IW16	0.032
1992	L4-2.2			3047	W20EPR-U	3114	P16PR11							5306	IW20	0.032
1991	L4-2.2			3047	W20EPR-U	3114	P16PR11							5305	IW16	0.032
1991	L4-2.2			3047	W20EPR-U	3114	P16PR11							5306	IW20	0.032
1990	L4-2.2			3047	W20EPR-U	3114	P16PR11							5305	IW16	0.032
1990	L4-2.2			3047	W20EPR-U	3114	P16PR11							5306	IW20	0.032
1989-1987	L4-2.2			3047	W20EPR-U	3306	P20PR8			4502	PW20TT	4709	IW20TT	5306	IW20	0.032
B2300																
2009	L4-2.3	D		3192	K22PR-U11	3265	PK22PR11	3372	SK22PR-M11					5310	IK22	0.044
2008	L4-2.3	D		5023	T16EPR-U15	5070	PT16EPR-L13			4511	PT16TT	4713	IT16TT	5325	IT16	0.060
2007	L4-2.3	D		5023	T16EPR-U15	5070	PT16EPR-L13			4511	PT16TT	4713	IT16TT	5325	IT16	0.050
2006	L4-2.3	D		3192	K22PR-U11	3265	PK22PR11	3372	SK22PR-M11					5310	IK22	0.044
2005-2004	L4-2.3	D								4511	PT16TT	4713	IT16TT	5325	IT16	0.040
2003-2001	L4-2.3	D		3192	K22PR-U11	3265	PK22PR11	3372	SK22PR-M11					5310	IK22	0.044
1997-1994	L4-2.3	A		5032	T20EPR-U					4512	PT20TT	4714	IT20TT	5326	IT20	0.032
B2500																
2001-1998	L4-2.5	C		5023	T16EPR-U15	5070	PT16EPR-L13			4511	PT16TT	4713	IT16TT	5325	IT16	0.050
B2600																
1993-1990	L4-2.6			3133	KJ20CR11	3247	PKJ20CR-L11	3371	SKJ20CR-A8	4504	PK20TT	4702	IK20TT	5358	IK20L	0.044
1989	L4-2.6			3112	QJ20CR11					4508	PQ20TT	4707	IQ20TT	5302	IQ20	0.044
1988-1987	L4-2.6			3201	W16EPR-U11	3115	P20PR11			4501	PW16TT	4708	IW16TT	5305	IW16	0.044
B3000																
2007-2006	V6-3.0	U		5023	T16EPR-U15	5070	PT16EPR-L13			4511	PT16TT	4713	IT16TT	5325	IT16	0.050
2005	V6-3.0	U								4511	PT16TT	4713	IT16TT	5325	IT16	0.040
2004	V6-3.0	U								4512	PT20TT	4714	IT20TT	5326	IT20	0.040
2003-2001	V6-3.0	V	Flex Engine,	5032	T20EPR-U					4512	PT20TT	4714	IT20TT	5326	IT20	0.032
2003-2001	V6-3.0	U	Gas Engine,	5023	T16EPR-U15	5070	PT16EPR-L13			4511	PT16TT	4713	IT16TT	5325	IT16	0.050
2000-1999	V6-3.0	V	Flex Engine,	5032	T20EPR-U	5070	PT16EPR-L13			4512	PT20TT	4714	IT20TT	5326	IT20	0.050
1999	V6-3.0	U	Gas Engine,	5023	T16EPR-U15											0.060
1998	V6-3.0	U		5023	T16EPR-U15	5070	PT16EPR-L13			4511	PT16TT	4713	IT16TT	5325	IT16	0.050
1996-1994	V6-3.0	U		5032	T20EPR-U					4512	PT20TT	4714	IT20TT	5326	IT20	0.032
B4000																
2009-2008	V6-4.0	E								4512	PT20TT	4714	IT20TT	5326	IT20	0.040



YEAR ANNEE AÑO	CYL	ENGINE MOTEUR MOTOR	NOTES/NOTAS	OE Types						Twin-Tip (TT) Technology				High Performance		GAP ECART. BRECHA		
				U-GROOVE (Standard)		DOUBLE PLATINUM		IRIDIUM LONG-LIFE		PLATINUM TT		IRIDIUM TT		IRIDIUM POWER / IRIDIUM RACING				
				STOCK STOCK BOLSA	PLUG BOUGIE BUJIA	STOCK STOCK BOLSA	PLUG BOUGIE BUJIA	STOCK STOCK BOLSA	PLUG BOUGIE BUJIA	STOCK STOCK BOLSA	PLUG BOUGIE BUJIA	STOCK STOCK BOLSA	PLUG BOUGIE BUJIA	STOCK STOCK BOLSA	PLUG BOUGIE BUJIA			
MAZDA [continued]																		
B4000 [continued]																		
2007-2006	V6-4.0	E										4714	IT20TT	5326	IT20	0.040		
2005-2004	V6-4.0	E		5022	T16EPR-U	5091	PT16EPR10					4511	PT16TT	4713	IT16TT	5325	IT16	0.032
2003-2001	V6-4.0	E		5023	T16EPR-U15	5070	PT16EPR-L13					4511	PT16TT	4713	IT16TT	5325	IT16	0.050
2000-1997	V6-4.0	X		5023	T16EPR-U15	5070	PT16EPR-L13					4511	PT16TT	4713	IT16TT	5325	IT16	0.050
1996-1994	V6-4.0	X		5033	T20EPR-U15							4512	PT20TT	4714	IT20TT	5326	IT20	0.060
COSMO																		
1978-1976	R2-1.3			3082	W22EBR													0.044
CX-5																		
2016-2014	L4-2.5	Y												4711	IXEH20TT			0.040
2016-2013	L4-2.0	E												4711	IXEH20TT			0.040
CX-7																		
2012-2011	L4-2.5	5												4718	ITV16TT	5338	ITV16	0.040
2012-2011	L4-2.5	M												4718	ITV16TT	5338	ITV16	0.040
2012	L4-2.3	MZR	T											4719	ITV20TT	5339	ITV20	0.040
2011	L4-2.3	3	T											4719	ITV20TT	5339	ITV20	0.040
2011	L4-2.3	L	T											4719	ITV20TT	5339	ITV20	0.040
2010-2007	L4-2.3	MZR	T											4719	ITV20TT	5339	ITV20	0.040
2010	L4-2.5	5									4513	PTV16TT	4718	ITV16TT	5338	ITV16	0.040	
2010	L4-2.5	M									4513	PTV16TT	4718	ITV16TT	5338	ITV16	0.040	
CX-9																		
2015-2008	V6-3.7	A												4719	ITV20TT	5339	ITV20	0.040
2015-2008	V6-3.7	V												4719	ITV20TT	5339	ITV20	0.040
2007	V6-3.5													4719	ITV20TT	5339	ITV20	0.040
GLC																		
1985-1981	L4-1.5			3031	W16EXR-U	3004	P16R					4501	PW16TT	4708	IW16TT	5305	IW16	0.032
1980-1979	L4-1.4			3031	W16EXR-U	3004	P16R					4501	PW16TT	4708	IW16TT	5305	IW16	0.032
1978-1977	L4-1.3			3066	W20EXR-U	3229	P20R8					4502	PW20TT	4709	IW20TT	5306	IW20	0.032
MIATA																		
2005	L4-1.8		Exc. Mazdaspeed,	3130	K16PR-U11	3264	PK16PR11	3395	SK16PR-L11	4503	PK16TT	4701	IK16TT	5303	IK16	0.044		
2005	L4-1.8		Mazdaspeed, T	3119	K16R-U	3301	PK16R8	3435	SK16PR-F8	4503	PK16TT	4701	IK16TT	5303	IK16	0.032		
2004	L4-1.8		T	3119	K16R-U	3301	PK16R8	3435	SK16PR-F8	4503	PK16TT	4701	IK16TT	5303	IK16	0.032		
2004	L4-1.8			3130	K16PR-U11	3264	PK16PR11	3395	SK16PR-L11	4503	PK16TT	4701	IK16TT	5303	IK16	0.044		
2003-2002	L4-1.8			3130	K16PR-U11	3264	PK16PR11	3395	SK16PR-L11	4503	PK16TT	4701	IK16TT	5303	IK16	0.044		
2001	L4-1.8			3130	K16PR-U11	3264	PK16PR11	3395	SK16PR-L11	4503	PK16TT	4701	IK16TT	5303	IK16	0.044		
2000	L4-1.8			3130	K16PR-U11	3264	PK16PR11			4503	PK16TT	4701	IK16TT	5303	IK16	0.044		
1999	L4-1.8			3121	K20PR-U11	3168	PK20PR11	3443	SK20PR-L11	4504	PK20TT	4702	IK20TT	5304	IK20	0.044		
1997-1994	L4-1.8			3121	K20PR-U11	3168	PK20PR11	3443	SK20PR-L11	4504	PK20TT	4702	IK20TT	5304	IK20	0.044		
1993-1990	L4-1.6			3121	K20PR-U11	3168	PK20PR11	3443	SK20PR-L11	4504	PK20TT	4702	IK20TT	5304	IK20	0.044		
MILLENNIA																		
2002-1999	V6-2.3		S			3173	PKJ20CR8	3371	SKJ20CR-A8	4504	PK20TT	4702	IK20TT	5358	IK20L	0.032		



YEAR ANEE AÑO	CYL	ENGINE MOTEUR MOTOR	NOTES/NOTAS	OE Types						Twin-Tip (TT) Technology				High Performance		GAP ECART. BRECHA
				U-GROOVE (Standard)		DOUBLE PLATINUM		IRIDIUM LONG-LIFE		PLATINUM TT		IRIDIUM TT		IRIDIUM POWER / IRIDIUM RACING		
				STOCK STOCK BOLSA	PLUG BOUGIE BUJIA	STOCK STOCK BOLSA	PLUG BOUGIE BUJIA	STOCK STOCK BOLSA	PLUG BOUGIE BUJIA	STOCK STOCK BOLSA	PLUG BOUGIE BUJIA	STOCK STOCK BOLSA	PLUG BOUGIE BUJIA	STOCK STOCK BOLSA	PLUG BOUGIE BUJIA	
MAZDA [continued]																
MILLENNIA [continued]																
2002	V6-2.5			3131	KJ16CR11	3246	PKJ16CR-L11	3396	SKJ16CR-L11	4503	PK16TT	4701	IK16TT	5357	IK16L	0.044
2001	V6-2.5			3133	KJ20CR11	3247	PKJ20CR-L11	3371	SKJ20CR-A8	4504	PK20TT	4702	IK20TT	5358	IK20L	0.044
2000	V6-2.5			3131	KJ16CR11	3246	PKJ16CR-L11	3396	SKJ16CR-L11	4503	PK16TT	4701	IK16TT	5357	IK16L	0.044
1999	V6-2.5			3133	KJ20CR11	3247	PKJ20CR-L11	3371	SKJ20CR-A8	4504	PK20TT	4702	IK20TT	5358	IK20L	0.044
1998	V6-2.3		S			3173	PKJ20CR8					4702	IK20TT	5358	IK20L	0.032
1998	V6-2.5			3133	KJ20CR11	3247	PKJ20CR-L11	3371	SKJ20CR-A8	4504	PK20TT	4702	IK20TT	5358	IK20L	0.044
1997-1995	V6-2.3		S			3173	PKJ20CR8	3371	SKJ20CR-A8	4504	PK20TT	4702	IK20TT	5358	IK20L	0.032
1997-1995	V6-2.5			3133	KJ20CR11	3247	PKJ20CR-L11	3371	SKJ20CR-A8	4504	PK20TT	4702	IK20TT	5358	IK20L	0.044
MIZER																
1977-1976	L4-1.3			3066	W20EXR-U	3229	P20R8			4502	PW20TT	4709	IW20TT	5306	IW20	0.032
MPV																
2006-2004	V6-3.0			5023	T16EPR-U15	5070	PT16EPR-L13			4511	PT16TT	4713	IT16TT	5325	IT16	0.060
2003-2002	V6-3.0			5023	T16EPR-U15	5070	PT16EPR-L13			4511	PT16TT	4713	IT16TT	5325	IT16	0.050
2001-2000	V6-2.5			5023	T16EPR-U15	5070	PT16EPR-L13			4511	PT16TT	4713	IT16TT	5325	IT16	0.050
1998	V6-3.0			3130	K16PR-U11	3264	PK16PR11	3395	SK16PR-L11	4503	PK16TT	4701	IK16TT	5357	IK16L	0.044
1997-1996	V6-3.0			3121	K20PR-U11	3168	PK20PR11	3443	SK20PR-L11	4504	PK20TT	4702	IK20TT	5304	IK20	0.044
1995-1991	V6-3.0			3133	KJ20CR11	3247	PKJ20CR-L11	3371	SKJ20CR-A8	4504	PK20TT	4702	IK20TT	5358	IK20L	0.044
1994-1991	L4-2.6			3133	KJ20CR11	3247	PKJ20CR-L11	3371	SKJ20CR-A8	4504	PK20TT	4702	IK20TT	5358	IK20L	0.044
1990-1989	L4-2.6			3112	QJ20CR11					4508	PQ20TT	4707	IQ20TT	5302	IQ20	0.044
1990-1989	V6-3.0			3112	QJ20CR11					4508	PQ20TT	4707	IQ20TT	5302	IQ20	0.044
MX-3																
1996	L4-1.6			3130	K16PR-U11	3174	PK16PR-P11	3395	SK16PR-L11	4503	PK16TT	4701	IK16TT	5303	IK16	0.044
1995-1992	L4-1.6			3121	K20PR-U11	3168	PK20PR11	3443	SK20PR-L11	4504	PK20TT	4702	IK20TT	5304	IK20	0.044
1994-1992	V6-1.8			3121	K20PR-U11	3168	PK20PR11	3443	SK20PR-L11	4504	PK20TT	4702	IK20TT	5304	IK20	0.044
MX-5 MIATA																
2015-2009	L4-2.0	F										4719	ITV20TT	5339	ITV20	0.040
2012-2011	L4-2.0	-										4719	ITV20TT	5339	ITV20	0.040
2008-2006	L4-2.0											4719	ITV20TT	5339	ITV20	0.040
MX-6																
1997-1993	L4-2.0			3121	K20PR-U11	3168	PK20PR11	3443	SK20PR-L11	4504	PK20TT	4702	IK20TT	5304	IK20	0.044
1997-1993	V6-2.5			3133	KJ20CR11	3247	PKJ20CR-L11	3371	SKJ20CR-A8	4504	PK20TT	4702	IK20TT	5358	IK20L	0.044
1992-1990	L4-2.2			3133	KJ20CR11	3247	PKJ20CR-L11	3371	SKJ20CR-A8	4504	PK20TT	4702	IK20TT	5358	IK20L	0.044
1992-1990	L4-2.2		T	3133	KJ20CR11	3247	PKJ20CR-L11	3371	SKJ20CR-A8	4504	PK20TT	4702	IK20TT	5358	IK20L	0.044
1989-1988	L4-2.2			3112	QJ20CR11					4508	PQ20TT	4707	IQ20TT	5302	IQ20	0.044
1989-1988	L4-2.2		T	3112	QJ20CR11					4508	PQ20TT	4707	IQ20TT	5302	IQ20	0.044
NAVAJO																
1994-1991	V6-4.0	X		5033	T20EPR-U15					4512	PT20TT	4714	IT20TT	5326	IT20	0.060
PROTEGE																
2003	L4-2.0		Except MazdaSpeed,	3130	K16PR-U11	3264	PK16PR11	3395	SK16PR-L11	4503	PK16TT	4701	IK16TT	5303	IK16	0.044



YEAR ANNEE AÑO	CYL	ENGINE MOTEUR MOTOR	NOTES/NOTAS	OE Types						Twin-Tip (TT) Technology				High Performance		GAP ECART. BRECHA
				U-GROOVE (Standard)		DOUBLE PLATINUM		IRIDIUM LONG-LIFE		PLATINUM TT		IRIDIUM TT		IRIDIUM POWER / IRIDIUM RACING		
				STOCK STOCK BOLSA	PLUG BOUGIE BUJIA	STOCK STOCK BOLSA	PLUG BOUGIE BUJIA	STOCK STOCK BOLSA	PLUG BOUGIE BUJIA	STOCK STOCK BOLSA	PLUG BOUGIE BUJIA	STOCK STOCK BOLSA	PLUG BOUGIE BUJIA	STOCK STOCK BOLSA	PLUG BOUGIE BUJIA	
MAZDA [continued]																
PROTEGE [continued]																
2003	L4-2.0		MazdaSpeed, T			3173	PKJ20CR8	3371	SKJ20CR-A8	4504	PK20TT	4702	IK20TT	5358	IK20L	0.032
2002	L4-2.0		DX,	3130	K16PR-U11	3264	PK16PR11	3395	SK16PR-L11	4503	PK16TT	4701	IK16TT	5303	IK16	0.044
2002	L4-2.0		ES,	3121	K20PR-U11	3168	PK20PR11	3443	SK20PR-L11	4504	PK20TT	4702	IK20TT	5304	IK20	0.044
2002	L4-2.0		LX,			3173	PKJ20CR8	3371	SKJ20CR-A8	4504	PK20TT	4702	IK20TT	5358	IK20L	0.032
2001-2000	L4-1.6			3131	KJ16CR11	3246	PKJ16CR-L11	3396	SKJ16CR-L11	4503	PK16TT	4701	IK16TT	5357	IK16L	0.044
2001	L4-2.0			3121	K20PR-U11	3168	PK20PR11	3443	SK20PR-L11	4504	PK20TT	4702	IK20TT	5304	IK20	0.044
2000	L4-1.8			3130	K16PR-U11	3264	PK16PR11	3395	SK16PR-L11	4503	PK16TT	4701	IK16TT	5303	IK16	0.044
1999	L4-1.6			3133	KJ20CR11	3247	PKJ20CR-L11	3371	SKJ20CR-A8	4504	PK20TT	4702	IK20TT	5358	IK20L	0.044
1999	L4-1.8			3121	K20PR-U11	3168	PK20PR11	3443	SK20PR-L11	4504	PK20TT	4702	IK20TT	5358	IK20L	0.044
1998	L4-1.5		DX,	3130	K16PR-U11	3264	PK16PR11	3395	SK16PR-L11	4503	PK16TT	4701	IK16TT	5303	IK16	0.044
1998	L4-1.5		LX,	3121	K20PR-U11	3168	PK20PR11	3443	SK20PR-L11	4504	PK20TT	4702	IK20TT	5304	IK20	0.044
1998	L4-1.8			3130	K16PR-U11	3264	PK16PR11	3395	SK16PR-L11	4503	PK16TT	4701	IK16TT	5303	IK16	0.044
1997-1995	L4-1.5			3121	K20PR-U11	3168	PK20PR11	3443	SK20PR-L11	4504	PK20TT	4702	IK20TT	5304	IK20	0.044
1997-1995	L4-1.8			3121	K20PR-U11	3168	PK20PR11	3443	SK20PR-L11	4504	PK20TT	4702	IK20TT	5358	IK20L	0.044
1994-1993	L4-1.8		DX,	3130	K16PR-U11	3174	PK16PR-P11	3395	SK16PR-L11	4503	PK16TT	4701	IK16TT	5303	IK16	0.044
1994	L4-1.8		Exc. DX,	3130	K16PR-U11	3264	PK16PR11	3395	SK16PR-L11	4503	PK16TT	4701	IK16TT	5303	IK16	0.044
1993	L4-1.8		LX,	3130	K16PR-U11	3264	PK16PR11	3395	SK16PR-L11	4503	PK16TT	4701	IK16TT	5303	IK16	0.044
1992-1990	L4-1.8			3130	K16PR-U11	3264	PK16PR11	3395	SK16PR-L11	4503	PK16TT	4701	IK16TT	5303	IK16	0.044
PROTEGES																
2003	L4-2.0			3130	K16PR-U11	3264	PK16PR11	3395	SK16PR-L11	4503	PK16TT	4701	IK16TT	5303	IK16	0.044
2002	L4-2.0			3121	K20PR-U11	3168	PK20PR11			4504	PK20TT	4702	IK20TT	5304	IK20	0.044
R100																
1972-1971	R2-1.1			3082	W22EBR											0.044
ROTARY PICKUP																
1977-1974	R2-1.3			3082	W22EBR											0.044
RX-2																
1974-1971	R2-1.1			3082	W22EBR											0.044
RX-3																
1978-1972	R2-1.1			3082	W22EBR											0.044
RX-4																
1978-1974	R2-1.3			3082	W22EBR											0.044
RX-7																
1995-1993	R2-1.3		Leading, T	3106	S29A									5719	IRE01-27	0.032
1995-1993	R2-1.3		Trailing, T	3111	S31A									5720	IRE01-31	0.055
1991-1987	R2-1.3		Leading, T	3106	S29A									5719	IRE01-27	0.032
1991-1987	R2-1.3		Trailing, T	3111	S31A									5720	IRE01-31	0.055
1991-1986	R2-1.3		Leading,	3106	S29A									5719	IRE01-27	0.032
1991-1986	R2-1.3		Trailing,	3111	S31A									5720	IRE01-31	0.055
1986	R2-1.3		T											5719	IRE01-27	0.027
1985-1984	R2-1.3			3105	W27EDR14									5719	IRE01-27	0.055



YEAR ANNEE AÑO	CYL	ENGINE MOTEUR MOTOR	NOTES/NOTAS	OE Types						Twin-Tip (TT) Technology				High Performance		GAP ECART. BRECHA	
				U-GROOVE (Standard)		DOUBLE PLATINUM		IRIDIUM LONG-LIFE		PLATINUM TT		IRIDIUM TT		IRIDIUM POWER / IRIDIUM RACING			
				STOCK STOCK BOLSA	PLUG BOUGIE BUJIA	STOCK STOCK BOLSA	PLUG BOUGIE BUJIA	STOCK STOCK BOLSA	PLUG BOUGIE BUJIA	STOCK STOCK BOLSA	PLUG BOUGIE BUJIA	STOCK STOCK BOLSA	PLUG BOUGIE BUJIA	STOCK STOCK BOLSA	PLUG BOUGIE BUJIA		
MAZDA [continued]																	
RX-7 [continued]																	
1985-1981	R2-1.1			3104	W25EDR14										5719	IRE01-27	0.055
1980	R2-1.1			3103	W25EBR										5719	IRE01-27	0.044
1979	R2-1.1			3082	W22EBR												0.044
RX-8																	
2011-2009	R2-1.3	M	Leading,												5754	IRL01-27	0.044
2011-2009	R2-1.3	P	Leading,												5754	IRL01-27	0.044
2011-2009	R2-1.3	2	Trailing,												5752	IRT01-31	0.044
2011-2009	R2-1.3	4	Trailing,												5752	IRT01-31	0.044
2011	R2-1.3	2	Leading,												5754	IRL01-27	0.044
2011	R2-1.3	4	Leading,												5754	IRL01-27	0.044
2010-2009	R2-1.3	M	Trailing,												5752	IRT01-31	0.044
2010-2009	R2-1.3	P	Trailing,												5752	IRT01-31	0.044
2010	R2-1.3		Leading,												5754	IRL01-27	0.044
2009	R2-1.3	2	Leading,												5754	IRL01-27	0.044
2009	R2-1.3	4	Leading,												5754	IRL01-27	0.044
2008-2004	R2-1.3		Leading,												5754	IRL01-27	0.044
2008-2004	R2-1.3		Trailing,												5752	IRT01-31	0.044
TRIBUTE																	
2011-2009	V6-3.0	G										4718	ITV16TT	5338	ITV16	0.040	
2011	L4-2.5	7										4718	ITV16TT	5338	ITV16	0.040	
2010-2009	L4-2.5	3							4513	PTV16TT	4718	ITV16TT	5338	ITV16	0.040		
2010-2009	L4-2.5	7							4513	PTV16TT	4718	ITV16TT	5338	ITV16	0.040		
2010	V6-3.0								4513	PTV16TT	4718	ITV16TT	5338	ITV16	0.040		
2009	V6-3.0	1							4513	PTV16TT	4718	ITV16TT	5338	ITV16	0.040		
2008	L4-2.3	H							4511	PT16TT	4713	IT16TT	5325	IT16	0.040		
2008	L4-2.3	Z							4511	PT16TT	4713	IT16TT	5325	IT16	0.040		
2008	V6-3.0	1									4713	IT16TT	5325	IT16	0.040		
2006-2004	V6-3.0	1		5023	T16EPR-U15	5070	PT16EPR-L13		4511	PT16TT	4713	IT16TT	5325	IT16	0.060		
2006	L4-2.3	Z		5023	T16EPR-U15	5092	PT16EPR13		4511	PT16TT	4713	IT16TT	5325	IT16	0.050		
2005	L4-2.3	Z							4511	PT16TT	4713	IT16TT	5325	IT16	0.040		
2004	L4-2.0			3132	KJ16CR-L11	3246	PKJ16CR-L11	3396	SKJ16CR-L11	4503	PK16TT	4701	IK16TT	5357	IK16L	0.044	
2003-2001	V6-3.0			5023	T16EPR-U15	5070	PT16EPR-L13		4511	PT16TT	4713	IT16TT	5325	IT16	0.050		
2003	L4-2.0			3121	K20PR-U11	3168	PK20PR11	3443	SK20PR-L11	4504	PK20TT	4702	IK20TT	5304	IK20	0.044	
2002-2001	L4-2.0					5068	PT16VR13		4513	PTV16TT	4718	ITV16TT	5338	ITV16	0.050		
MERCEDES-BENZ																	
190B																	
1962-1960	L4-1.9			3066	W20EXR-U	3229	P20R8			4502	PW20TT	4709	IW20TT	5306	IW20	0.032	
190C																	
1965-1963	L4-1.9			3066	W20EXR-U	3229	P20R8			4502	PW20TT	4709	IW20TT	5306	IW20	0.032	



YEAR ANNEE AÑO	CYL	ENGINE MOTEUR MOTOR	NOTES/NOTAS	OE Types						Twin-Tip (TT) Technology				High Performance		GAP ECART. BRECHA
				U-GROOVE (Standard)		DOUBLE PLATINUM		IRIDIUM LONG-LIFE		PLATINUM TT		IRIDIUM TT		IRIDIUM POWER / IRIDIUM RACING		
				STOCK STOCK BOLSA	PLUG BOUGIE BUJIA	STOCK STOCK BOLSA	PLUG BOUGIE BUJIA	STOCK STOCK BOLSA	PLUG BOUGIE BUJIA	STOCK STOCK BOLSA	PLUG BOUGIE BUJIA	STOCK STOCK BOLSA	PLUG BOUGIE BUJIA	STOCK STOCK BOLSA	PLUG BOUGIE BUJIA	
MERCEDES-BENZ [continued]																
190E																
1993-1991	L4-2.3			5032	T20EPR-U					4512	PT20TT	4714	IT20TT	5326	IT20	0.032
1993-1987	L6-2.6			5022	T16EPR-U	5091	PT16EPR10			4511	PT16TT	4713	IT16TT	5325	IT16	0.032
1988	L4-2.3			5022	T16EPR-U	5091	PT16EPR10			4511	PT16TT	4713	IT16TT	5325	IT16	0.032
1987-1986	L4-2.3		16 Valve,	5022	T16EPR-U	5091	PT16EPR10			4511	PT16TT	4713	IT16TT	5325	IT16	0.032
1987	L4-2.3			5032	T20EPR-U											0.032
1986	L4-2.3			5032	T20EPR-U					4512	PT20TT	4714	IT20TT	5326	IT20	0.032
1985-1984	L4-2.3			5022	T16EPR-U	5091	PT16EPR10			4511	PT16TT	4713	IT16TT	5325	IT16	0.032
190SL																
1963-1960	L4-1.9			3066	W20EXR-U	3229	P20R8			4502	PW20TT	4709	IW20TT	5306	IW20	0.032
200																
1967-1966	L4-2.0			3066	W20EXR-U	3229	P20R8			4502	PW20TT	4709	IW20TT	5306	IW20	0.032
220																
1973-1968	L4-2.2			3066	W20EXR-U	3229	P20R8			4502	PW20TT	4709	IW20TT	5306	IW20	0.032
1965-1960	L6-2.2			3066	W20EXR-U	3229	P20R8			4502	PW20TT	4709	IW20TT	5306	IW20	0.032
220S																
1965-1960	L6-2.2			3066	W20EXR-U	3229	P20R8			4502	PW20TT	4709	IW20TT	5306	IW20	0.032
220SE																
1966-1960	L6-2.2			3066	W20EXR-U	3229	P20R8			4502	PW20TT	4709	IW20TT	5306	IW20	0.032
230																
1978-1977	L4-2.3	115.954		3031	W16EXR-U	3004	P16R			4501	PW16TT	4708	IW16TT	5305	IW16	0.032
1976-1975	L4-2.3	115.951		3031	W16EXR-U	3004	P16R			4501	PW16TT	4708	IW16TT	5305	IW16	0.032
1974	L4-2.3			3066	W20EXR-U	3229	P20R8			4502	PW20TT	4709	IW20TT	5306	IW20	0.032
1969-1966	L6-2.3			3066	W20EXR-U	3229	P20R8			4502	PW20TT	4709	IW20TT	5306	IW20	0.032
230S																
1967-1966	L6-2.3			3066	W20EXR-U	3229	P20R8			4502	PW20TT	4709	IW20TT	5306	IW20	0.032
230SL																
1966-1963	L6-2.3			3066	W20EXR-U	3229	P20R8			4502	PW20TT	4709	IW20TT	5306	IW20	0.032
250C																
1972-1970	L6-2.8			3066	W20EXR-U	3229	P20R8			4502	PW20TT	4709	IW20TT	5306	IW20	0.032
250S																
1967-1966	L6-2.5			3066	W20EXR-U	3229	P20R8			4502	PW20TT	4709	IW20TT	5306	IW20	0.032
250SE																
1967-1966	L6-2.5			3066	W20EXR-U	3229	P20R8			4502	PW20TT	4709	IW20TT	5306	IW20	0.032
250SL																
1967	L6-2.5			3066	W20EXR-U	3229	P20R8			4502	PW20TT	4709	IW20TT	5306	IW20	0.032
260E																
1989-1987	L6-2.6			5022	T16EPR-U	5091	PT16EPR10			4511	PT16TT	4713	IT16TT	5325	IT16	0.032



YEAR ANNEE AÑO	CYL	ENGINE MOTEUR MOTOR	NOTES/NOTAS	OE Types						Twin-Tip (TT) Technology				High Performance		GAP ECART. BRECHA	
				U-GROOVE (Standard)		DOUBLE PLATINUM		IRIDIUM LONG-LIFE		PLATINUM TT		IRIDIUM TT		IRIDIUM POWER / IRIDIUM RACING			
				STOCK STOCK BOLSA	PLUG BOUCIE BUJIA	STOCK STOCK BOLSA	PLUG BOUCIE BUJIA	STOCK STOCK BOLSA	PLUG BOUCIE BUJIA	STOCK STOCK BOLSA	PLUG BOUCIE BUJIA	STOCK STOCK BOLSA	PLUG BOUCIE BUJIA	STOCK STOCK BOLSA	PLUG BOUCIE BUJIA		
MERCEDES-BENZ [continued]																	
280																	
1976-1975	L6-2.8			3031	W16EXR-U	3004	P16R				4501	PW16TT	4708	IW16TT	5305	IW16	0.032
1974-1973	L6-2.8			3066	W20EXR-U	3229	P20R8				4502	PW20TT	4709	IW20TT	5306	IW20	0.032
280C																	
1976-1975	L6-2.8			3031	W16EXR-U	3004	P16R				4501	PW16TT	4708	IW16TT	5305	IW16	0.032
1974	L6-2.8			3066	W20EXR-U	3229	P20R8				4502	PW20TT	4709	IW20TT	5306	IW20	0.032
280CE																	
1981-1978	L6-2.8			3031	W16EXR-U	3004	P16R				4501	PW16TT	4708	IW16TT	5305	IW16	0.032
280E																	
1981-1977	L6-2.8			3031	W16EXR-U	3004	P16R				4501	PW16TT	4708	IW16TT	5305	IW16	0.032
280S																	
1976-1975	L6-2.8			3031	W16EXR-U	3004	P16R				4501	PW16TT	4708	IW16TT	5305	IW16	0.032
1971-1968	L6-2.8			3066	W20EXR-U	3229	P20R8				4502	PW20TT	4709	IW20TT	5306	IW20	0.032
280SE																	
1980-1977	L6-2.8			3031	W16EXR-U	3004	P16R				4501	PW16TT	4708	IW16TT	5305	IW16	0.032
1973-1972	V8-4.5			3066	W20EXR-U	3229	P20R8				4502	PW20TT	4709	IW20TT	5306	IW20	0.032
1972-1968	L6-2.8			3066	W20EXR-U	3229	P20R8				4502	PW20TT	4709	IW20TT	5306	IW20	0.032
280SEL																	
1973-1972	V8-4.5			3066	W20EXR-U	3229	P20R8				4502	PW20TT	4709	IW20TT	5306	IW20	0.032
1971-1968	L6-2.8			3066	W20EXR-U	3229	P20R8				4502	PW20TT	4709	IW20TT	5306	IW20	0.032
280SL																	
1971-1968	L6-2.8			3066	W20EXR-U	3229	P20R8				4502	PW20TT	4709	IW20TT	5306	IW20	0.032
300																	
1962-1960	L6-3.0			3066	W20EXR-U	3229	P20R8				4502	PW20TT	4709	IW20TT	5306	IW20	0.032
300CE																	
1993	L6-3.2			3137	Q16PR-U	3005	PQ16R				4507	PQ16TT	4706	IQ16TT	5301	IQ16	0.032
1992	L6-3.0			3137	Q16PR-U	3005	PQ16R				4507	PQ16TT	4706	IQ16TT	5301	IQ16	0.032
1991	L6-3.0			5022	T16EPR-U	5091	PT16EPR10				4511	PT16TT	4713	IT16TT	5325	IT16	0.032
1990	L6-3.0			3137	Q16PR-U	3005	PQ16R				4507	PQ16TT	4706	IQ16TT	5301	IQ16	0.032
1989-1988	L6-3.0			5022	T16EPR-U	5091	PT16EPR10				4511	PT16TT	4713	IT16TT	5325	IT16	0.032
300E																	
1993-1986	L6-3.0			5022	T16EPR-U	5091	PT16EPR10				4511	PT16TT	4713	IT16TT	5325	IT16	0.032
1993	L6-2.8			5022	T16EPR-U	5091	PT16EPR10				4511	PT16TT	4713	IT16TT	5325	IT16	0.032
1993	L6-3.2			3137	Q16PR-U	3005	PQ16R				4507	PQ16TT	4706	IQ16TT	5301	IQ16	0.032
1992-1990	L6-2.6			5022	T16EPR-U	5091	PT16EPR10				4511	PT16TT	4713	IT16TT	5325	IT16	0.032
300SE																	
1993-1992	L6-3.2			3137	Q16PR-U	3005	PQ16R				4507	PQ16TT	4706	IQ16TT	5301	IQ16	0.032
1991-1988	L6-3.0			5022	T16EPR-U	5091	PT16EPR10				4511	PT16TT	4713	IT16TT	5325	IT16	0.032
1966-1960	L6-3.0			3066	W20EXR-U	3229	P20R8				4502	PW20TT	4709	IW20TT	5306	IW20	0.032



YEAR ANNEE AÑO	CYL	ENGINE MOTEUR MOTOR	NOTES/NOTAS	OE Types						Twin-Tip (TT) Technology				High Performance		GAP ECART. BRECHA
				U-GROOVE (Standard)		DOUBLE PLATINUM		IRIDIUM LONG-LIFE		PLATINUM TT		IRIDIUM TT		IRIDIUM POWER / IRIDIUM RACING		
				STOCK STOCK BOLSA	PLUG BOUGIE BUJIA	STOCK STOCK BOLSA	PLUG BOUGIE BUJIA	STOCK STOCK BOLSA	PLUG BOUGIE BUJIA	STOCK STOCK BOLSA	PLUG BOUGIE BUJIA	STOCK STOCK BOLSA	PLUG BOUGIE BUJIA	STOCK STOCK BOLSA	PLUG BOUGIE BUJIA	
MERCEDES-BENZ [continued]																
300SEL																
1991-1988	L6-3.0			5022	T16EPR-U	5091	PT16EPR10			4511	PT16TT	4713	IT16TT	5325	IT16	0.032
1973-1972	V8-4.5			3066	W20EXR-U	3229	P20R8			4502	PW20TT	4709	IW20TT	5306	IW20	0.032
1969-1968	L6-2.8			3066	W20EXR-U	3229	P20R8			4502	PW20TT	4709	IW20TT	5306	IW20	0.032
1965-1963	L6-3.0			3066	W20EXR-U	3229	P20R8			4502	PW20TT	4709	IW20TT	5306	IW20	0.032
300SL																
1993-1990	L6-3.0			3137	Q16PR-U	3005	PQ16R			4507	PQ16TT	4706	IQ16TT	5301	IQ16	0.032
1963-1960	L6-3.0			3066	W20EXR-U	3229	P20R8			4502	PW20TT	4709	IW20TT	5306	IW20	0.032
300TE																
1993-1988	L6-3.0			5022	T16EPR-U	5091	PT16EPR10			4511	PT16TT	4713	IT16TT	5325	IT16	0.032
1993	L6-3.2			3137	Q16PR-U	3005	PQ16R			4507	PQ16TT	4706	IQ16TT	5301	IQ16	0.032
350SL																
1972	V8-4.5			3066	W20EXR-U	3229	P20R8			4502	PW20TT	4709	IW20TT	5306	IW20	0.032
380SE																
1985-1984	V8-3.8			3031	W16EXR-U	3004	P16R			4501	PW16TT	4708	IW16TT	5305	IW16	0.032
380SEC																
1983-1982	V8-3.8			3031	W16EXR-U	3004	P16R			4501	PW16TT	4708	IW16TT	5305	IW16	0.032
380SEL																
1983-1981	V8-3.8			3031	W16EXR-U	3004	P16R			4501	PW16TT	4708	IW16TT	5305	IW16	0.032
380SL																
1985-1981	V8-3.8			3031	W16EXR-U	3004	P16R			4501	PW16TT	4708	IW16TT	5305	IW16	0.032
380SLC																
1981	V8-3.8			3031	W16EXR-U	3004	P16R			4501	PW16TT	4708	IW16TT	5305	IW16	0.032
400E																
1993-1992	V8-4.2			3137	Q16PR-U	3005	PQ16R			4507	PQ16TT	4706	IQ16TT	5301	IQ16	0.032
400SE																
1992	V8-4.2			3137	Q16PR-U	3005	PQ16R			4507	PQ16TT	4706	IQ16TT	5301	IQ16	0.032
400SEL																
1993	V8-4.2			3137	Q16PR-U	3005	PQ16R			4507	PQ16TT	4706	IQ16TT	5301	IQ16	0.032
420SEL																
1991-1987	V8-4.2			3031	W16EXR-U	3004	P16R			4501	PW16TT	4708	IW16TT	5305	IW16	0.032
1986	V8-4.2			3066	W20EXR-U	3229	P20R8			4502	PW20TT	4709	IW20TT	5306	IW20	0.032
450SE																
1976-1975	V8-4.5			3031	W16EXR-U	3004	P16R			4501	PW16TT	4708	IW16TT	5305	IW16	0.032
1974-1973	V8-4.5			3066	W20EXR-U	3229	P20R8			4502	PW20TT	4709	IW20TT	5306	IW20	0.032
450SEL																
1980-1975	V8-4.5			3031	W16EXR-U	3004	P16R			4501	PW16TT	4708	IW16TT	5305	IW16	0.032
1979-1977	V8-6.8			3031	W16EXR-U	3004	P16R			4501	PW16TT	4708	IW16TT	5305	IW16	0.032
1974-1973	V8-4.5			3066	W20EXR-U	3229	P20R8			4502	PW20TT	4709	IW20TT	5306	IW20	0.032



YEAR ANNEE AÑO	CYL	ENGINE MOTEUR MOTOR	NOTES/NOTAS	OE Types						Twin-Tip (TT) Technology				High Performance		GAP ECART. BRECHA	
				U-GROOVE (Standard)		DOUBLE PLATINUM		IRIDIUM LONG-LIFE		PLATINUM TT		IRIDIUM TT		IRIDIUM POWER / IRIDIUM RACING			
				STOCK STOCK BOLSA	PLUG BOUGIE BUJIA	STOCK STOCK BOLSA	PLUG BOUGIE BUJIA	STOCK STOCK BOLSA	PLUG BOUGIE BUJIA	STOCK STOCK BOLSA	PLUG BOUGIE BUJIA	STOCK STOCK BOLSA	PLUG BOUGIE BUJIA	STOCK STOCK BOLSA	PLUG BOUGIE BUJIA		
MERCEDES-BENZ [continued]																	
450SL																	
1980-1975	V8-4.5			3031	W16EXR-U	3004	P16R				4501	PW16TT	4708	IW16TT	5305	IW16	0.032
1974-1973	V8-4.5			3066	W20EXR-U	3229	P20R8				4502	PW20TT	4709	IW20TT	5306	IW20	0.032
450SLC																	
1980-1975	V8-4.5			3031	W16EXR-U	3004	P16R				4501	PW16TT	4708	IW16TT	5305	IW16	0.032
1974-1973	V8-4.5			3066	W20EXR-U	3229	P20R8				4502	PW20TT	4709	IW20TT	5306	IW20	0.032
500E																	
1993-1992	V8-5.0			3137	Q16PR-U	3005	PQ16R				4507	PQ16TT	4706	IQ16TT	5301	IQ16	0.032
500SEC																	
1993	V8-5.0			3137	Q16PR-U	3005	PQ16R				4507	PQ16TT	4706	IQ16TT	5301	IQ16	0.032
1985-1984	V8-5.0			3031	W16EXR-U	3004	P16R				4501	PW16TT	4708	IW16TT	5305	IW16	0.032
500SEL																	
1993-1992	V8-5.0			3137	Q16PR-U	3005	PQ16R				4507	PQ16TT	4706	IQ16TT	5301	IQ16	0.032
1985-1984	V8-5.0			3031	W16EXR-U	3004	P16R				4501	PW16TT	4708	IW16TT	5305	IW16	0.032
500SL																	
1993-1990	V8-5.0			3137	Q16PR-U	3005	PQ16R				4507	PQ16TT	4706	IQ16TT	5301	IQ16	0.032
560SEC																	
1991-1988	V8-5.6			3013	W14EXR-U												0.032
1987-1986	V8-5.6			3066	W20EXR-U	3229	P20R8				4502	PW20TT	4709	IW20TT	5306	IW20	0.032
560SEL																	
1991-1988	V8-5.6			3013	W14EXR-U												0.032
1987-1986	V8-5.6			3066	W20EXR-U	3229	P20R8				4502	PW20TT	4709	IW20TT	5306	IW20	0.032
560SL																	
1989-1988	V8-5.6			3013	W14EXR-U												0.032
1987-1986	V8-5.6			3066	W20EXR-U	3229	P20R8				4502	PW20TT	4709	IW20TT	5306	IW20	0.032
600SEC																	
1993	V12-6.0			3137	Q16PR-U	3005	PQ16R				4507	PQ16TT	4706	IQ16TT	5301	IQ16	0.032
600SEL																	
1993-1992	V12-6.0			3137	Q16PR-U	3005	PQ16R				4507	PQ16TT	4706	IQ16TT	5301	IQ16	0.032
600SL																	
1993	V12-6.0			3137	Q16PR-U	3005	PQ16R				4507	PQ16TT	4706	IQ16TT	5301	IQ16	0.032
C32 AMG																	
2004-2002	V6-3.2		S	3139	K20R-U11	3128	PK20R11	3297	SK20R11	4504	PK20TT	4702	IK20TT	5304	IK20	0.044	
C36 AMG																	
1997	L6-3.6			3191	K16PR-U	3264	PK16PR11	3395	SK16PR-L11	4503	PK16TT	4701	IK16TT	5303	IK16	0.032	
1996	L6-3.6											4706	IQ16TT	5301	IQ16	0.040	
1995	L6-3.6			3191	K16PR-U	3264	PK16PR11	3395	SK16PR-L11	4503	PK16TT	4701	IK16TT	5303	IK16	0.032	
C43 AMG																	
2000-1999	V8-4.3	113.944		3143	K16PR-L11	3275	PK16PR-L11	3395	SK16PR-L11	4503	PK16TT	4701	IK16TT	5303	IK16	0.044	



YEAR ANNEE AÑO	CYL	ENGINE MOTEUR MOTOR	NOTES/NOTAS	OE Types						Twin-Tip (TT) Technology				High Performance		GAP ECART. BRECHA
				U-GROOVE (Standard)		DOUBLE PLATINUM		IRIDIUM LONG-LIFE		PLATINUM TT		IRIDIUM TT		IRIDIUM POWER / IRIDIUM RACING		
				STOCK STOCK BOLSA	PLUG BOUGIE BUJIA	STOCK STOCK BOLSA	PLUG BOUGIE BUJIA	STOCK STOCK BOLSA	PLUG BOUGIE BUJIA	STOCK STOCK BOLSA	PLUG BOUGIE BUJIA	STOCK STOCK BOLSA	PLUG BOUGIE BUJIA	STOCK STOCK BOLSA	PLUG BOUGIE BUJIA	
MERCEDES-BENZ [continued]																
C43 AMG [continued]																
1998	V8-4.3			3143	K16PR-L11	3275	PK16PR-L11	3395	SK16PR-L11	4503	PK16TT	4701	IK16TT	5303	IK16	0.044
C55 AMG																
2006	V8-5.5	113.988		3139	K20R-U11	3128	PK20R11	3297	SK20R11	4504	PK20TT	4702	IK20TT	5304	IK20	0.044
2005	V8-5.5			3139	K20R-U11	3128	PK20R11	3297	SK20R11	4504	PK20TT	4702	IK20TT	5304	IK20	0.044
C63 AMG																
2014-2008	V8-6.3	156.985						3442	FXE22HR11			4712	IXEH22TT			0.044
C220																
1996-1994	L4-2.2			3137	Q16PR-U	3005	PQ16R			4507	PQ16TT	4706	IQ16TT	5301	IQ16	0.032
C230																
2007-2006	V6-2.5	272.920						3441	SXU22HDR8					5353	IXUH22	0.032
2005-2003	L4-1.8		S							4506	PKH20TT	4704	IKH20TT	5344	IKH20	0.040
2002	L4-2.3	111.981	S	3139	K20R-U11	3128	PK20R11	3297	SK20R11	4504	PK20TT	4702	IK20TT	5304	IK20	0.044
2000-1999	L4-2.3	111.975	S	5061	K20PBR-S10					4504	PK20TT	4702	IK20TT	5304	IK20	0.040
1998	L4-2.3	111.974		3007	Q20PR-U					4508	PQ20TT	4707	IQ20TT	5302	IQ20	0.032
1997	L4-2.3			3007	Q20PR-U					4508	PQ20TT	4707	IQ20TT	5302	IQ20	0.032
C240																
2005	V6-2.6	112.912		3191	K16PR-U	3264	PK16PR11	3395	SK16PR-L11	4503	PK16TT	4701	IK16TT	5303	IK16	0.044
2005	V6-2.6	112.916		3191	K16PR-U	3264	PK16PR11	3395	SK16PR-L11	4503	PK16TT	4701	IK16TT	5303	IK16	0.044
2004	V6-2.6	112.912		3130	K16PR-U11	3264	PK16PR11	3395	SK16PR-L11	4503	PK16TT	4701	IK16TT	5303	IK16	0.044
2004	V6-2.6	112.916		3130	K16PR-U11	3264	PK16PR11	3395	SK16PR-L11	4503	PK16TT	4701	IK16TT	5303	IK16	0.044
2003-2002	V6-2.6	112.912		3191	K16PR-U	3264	PK16PR11	3395	SK16PR-L11	4503	PK16TT	4701	IK16TT	5303	IK16	0.044
2003	V6-2.6	112.916		3191	K16PR-U	3264	PK16PR11	3395	SK16PR-L11	4503	PK16TT	4701	IK16TT	5303	IK16	0.044
2001	V6-2.6			3191	K16PR-U	3264	PK16PR11	3395	SK16PR-L11	4503	PK16TT	4701	IK16TT	5303	IK16	0.044
C250																
2014-2013	L4-1.8	271.860	T					3441	SXU22HDR8					5353	IXUH22	0.032
2012	L4-1.8	271.860	T											5353	IXUH22	0.035
C280																
2007-2006	V6-3.0	272.940						3441	SXU22HDR8					5353	IXUH22	0.032
2007-2006	V6-3.0	272.941						3441	SXU22HDR8					5353	IXUH22	0.032
2000-1999	V6-2.8	112.920		3191	K16PR-U	3264	PK16PR11	3395	SK16PR-L11	4503	PK16TT	4701	IK16TT	5303	IK16	0.044
1998	V6-2.8			3191	K16PR-U	3264	PK16PR11	3395	SK16PR-L11	4503	PK16TT	4701	IK16TT	5303	IK16	0.032
1997	L6-2.8			3137	Q16PR-U	3005	PQ16R			4507	PQ16TT	4706	IQ16TT	5301	IQ16	0.032
1996-1994	L6-2.8			3191	K16PR-U	3264	PK16PR11	3395	SK16PR-L11	4503	PK16TT	4701	IK16TT	5303	IK16	0.032
C300																
2014-2013	V6-3.5	276.957						3444	SC20HR11			4711	IXEH20TT			0.044
2012	V6-3.0	272.948						3441	SXU22HDR8					5353	IXUH22	0.032
2011-2009	V6-3.0	272.947						3441	SXU22HDR8					5353	IXUH22	0.032
2011-2008	V6-3.0	272.948						3441	SXU22HDR8					5353	IXUH22	0.032
2008	V6-3.0	272.947						3441	SXU22HDR8					5353	IXUH22	0.032



YEAR ANEE AÑO	CYL	ENGINE MOTEUR MOTOR	NOTES/NOTAS	OE Types						Twin-Tip (TT) Technology				High Performance		GAP ECART. BRECHA
				U-GROOVE (Standard)		DOUBLE PLATINUM		IRIDIUM LONG-LIFE		PLATINUM TT		IRIDIUM TT		IRIDIUM POWER / IRIDIUM RACING		
				STOCK STOCK BOLSA	PLUG BOUGIE BUJIA	STOCK STOCK BOLSA	PLUG BOUGIE BUJIA	STOCK STOCK BOLSA	PLUG BOUGIE BUJIA	STOCK STOCK BOLSA	PLUG BOUGIE BUJIA	STOCK STOCK BOLSA	PLUG BOUGIE BUJIA	STOCK STOCK BOLSA	PLUG BOUGIE BUJIA	
MERCEDES-BENZ [continued]																
C320																
2005	V6-3.2			3191	K16PR-U	3264	PK16PR11	3395	SK16PR-L11	4503	PK16TT	4701	IK16TT	5303	IK16	0.044
2004	V6-3.2	112.946		3130	K16PR-U11	3264	PK16PR11	3395	SK16PR-L11	4503	PK16TT	4701	IK16TT	5303	IK16	0.044
2003-2002	V6-3.2	112.946		3143	K16PR-L11	3275	PK16PR-L11	3395	SK16PR-L11	4503	PK16TT	4701	IK16TT	5303	IK16	0.044
2001	V6-3.2			3143	K16PR-L11	3275	PK16PR-L11	3395	SK16PR-L11	4503	PK16TT	4701	IK16TT	5303	IK16	0.044
C350																
2014-2013	V6-3.5	276.957						3444	SC20HR11			4711	IXEH20TT			0.044
2012	V6-3.5	276.957						3444	SC20HR11							0.044
2011	V6-3.5	272.961						3441	SKU22HDR8					5353	IXUH22	0.032
2010	V6-3.5	272.961						3441	SKU22HDR8							0.032
2009	V6-3.5	272.961												5353	IXUH22	0.035
2008	V6-3.5	272.961						3441	SKU22HDR8					5353	IXUH22	0.032
2007-2006	V6-3.5	272.960						3441	SKU22HDR8					5353	IXUH22	0.032
2007-2006	V6-3.5	272.970						3441	SKU22HDR8					5353	IXUH22	0.032
CL55 AMG																
2006	V8-5.5	113.991	S			3128	PK20R11					4704	IKH20TT	5344	IKH20	0.044
2005-2003	V8-5.5		S			3128	PK20R11					4704	IKH20TT	5344	IKH20	0.044
2002-2001	V8-5.5			3143	K16PR-L11	3275	PK16PR-L11	3395	SK16PR-L11	4503	PK16TT	4701	IK16TT	5303	IK16	0.044
CL63 AMG																
2014-2013	V8-5.5	157.980	T					3444	SC20HR11			4711	IXEH20TT			0.044
2012-2011	V8-5.5	157.980	T					3444	SC20HR11							0.044
2010-2008	V8-6.3	156.984						3442	FXE22HR11			4712	IXEH22TT			0.044
CL65 AMG																
2014-2013	V12-6.0	275.982	T					3403	SK20PR-A8	4504	PK20TT	4702	IK20TT	5304	IK20	0.032
2012-2011	V12-6.0	275.982	T					3403	SK20PR-A8			4702	IK20TT	5304	IK20	0.032
2010	V12-6.0	275.982	T	3122	K20R-U	3127	PK20R8	3403	SK20PR-A8	4504	PK20TT	4702	IK20TT	5304	IK20	0.032
2009-2008	V12-6.0	275.982	T					3403	SK20PR-A8	4504	PK20TT	4702	IK20TT	5304	IK20	0.032
2006-2005	V12-6.0	275.980	T	3122	K20R-U	3127	PK20R8	3403	SK20PR-A8	4504	PK20TT	4702	IK20TT	5304	IK20	0.032
CL500																
2006	V8-5.0	113.960		3191	K16PR-U	3264	PK16PR11	3395	SK16PR-L11	4503	PK16TT	4701	IK16TT	5303	IK16	0.044
2005	V8-5.0			3191	K16PR-U	3264	PK16PR11	3395	SK16PR-L11	4503	PK16TT	4701	IK16TT	5303	IK16	0.044
2004-2003	V8-5.0	113.960		3130	K16PR-U11	3264	PK16PR11	3395	SK16PR-L11	4503	PK16TT	4701	IK16TT	5303	IK16	0.044
2002-2000	V8-5.0	113.960		3143	K16PR-L11	3275	PK16PR-L11	3395	SK16PR-L11	4503	PK16TT	4701	IK16TT	5303	IK16	0.044
1999	V8-5.0	119.980		3130	K16PR-U11	3174	PK16PR-P11	3395	SK16PR-L11	4503	PK16TT	4701	IK16TT	5303	IK16	0.044
1998	V8-5.0			3007	Q20PR-U				4508	PQ20TT	4707	IQ20TT	5302	IQ20	0.032	
CL550																
2014-2013	V8-4.6	278.920	T					3444	SC20HR11			4711	IXEH20TT			0.044
2012-2011	V8-4.6	278.920	T					3444	SC20HR11							0.044
2010-2009	V8-5.5	273.968						3461	SXU22HCR11S					5353	IXUH22	0.044
2010-2009	V8-5.5	273.968						3441	SXU22HDR8							0.032



YEAR ANNEE AÑO	CYL	ENGINE MOTEUR MOTOR	NOTES/NOTAS	OE Types						Twin-Tip (TT) Technology				High Performance		GAP ECART. BRECHA	
				U-GROOVE (Standard)		DOUBLE PLATINUM		IRIDIUM LONG-LIFE		PLATINUM TT		IRIDIUM TT		IRIDIUM POWER / IRIDIUM RACING			
				STOCK STOCK BOLSA	PLUG BOUGIE BUJIA	STOCK STOCK BOLSA	PLUG BOUGIE BUJIA	STOCK STOCK BOLSA	PLUG BOUGIE BUJIA	STOCK STOCK BOLSA	PLUG BOUGIE BUJIA	STOCK STOCK BOLSA	PLUG BOUGIE BUJIA	STOCK STOCK BOLSA	PLUG BOUGIE BUJIA		
MERCEDES-BENZ [continued]																	
CL550 [continued]																	
2008-2007	V8-5.5	273.961							3461	SXU22HCR11S					5353	IXUH22	0.044
2008-2007	V8-5.5	273.961							3441	SXU22HDR8							0.032
CL600																	
2014-2013	V12-5.5	275.953	T						3403	SK20PR-A8	4504	PK20TT	4702	IK20TT	5304	IK20	0.032
2012-2011	V12-5.5	275.953	T						3403	SK20PR-A8			4702	IK20TT	5304	IK20	0.032
2010	V12-5.5	275.953	T	3122	K20R-U	3127	PK20R8		3403	SK20PR-A8	4504	PK20TT	4702	IK20TT	5304	IK20	0.032
2009-2008	V12-5.5	275.953	T						3403	SK20PR-A8	4504	PK20TT	4702	IK20TT	5304	IK20	0.032
2007	V12-5.5	275.953	T	3122	K20R-U	3127	PK20R8		3403	SK20PR-A8	4504	PK20TT	4702	IK20TT	5304	IK20	0.032
2006	V12-5.5	275.950	T	3122	K20R-U	3127	PK20R8		3403	SK20PR-A8	4504	PK20TT	4702	IK20TT	5304	IK20	0.032
2005-2003	V12-5.5		T	3122	K20R-U	3127	PK20R8		3403	SK20PR-A8	4504	PK20TT	4702	IK20TT	5304	IK20	0.032
2002-2001	V12-5.8					3275	PK16PR-L11	3395	SK16PR-L11	4504	PK20TT	4702	IK20TT	5304	IK20		0.044
1999-1998	V12-6.0			3143	K16PR-L11	3275	PK16PR-L11	3395	SK16PR-L11	4503	PK16TT	4701	IK16TT	5303	IK16		0.044
CLK55 AMG																	
2006	V8-5.5	113.987		3139	K20R-U11				3297	SK20R11	4504	PK20TT	4702	IK20TT	5304	IK20	0.044
2005-2003	V8-5.5			3139	K20R-U11				3297	SK20R11	4504	PK20TT	4702	IK20TT	5304	IK20	0.044
2002-2001	V8-5.5			3143	K16PR-L11	3275	PK16PR-L11	3395	SK16PR-L11	4503	PK16TT	4701	IK16TT	5303	IK16		0.044
CLK63 AMG																	
2009-2007	V8-6.3	156.982							3442	FXE22HR11			4712	IXEH22TT			0.044
CLK320																	
2005	V6-3.2			3191	K16PR-U	3264	PK16PR11	3395	SK16PR-L11	4503	PK16TT	4701	IK16TT	5303	IK16		0.044
2004	V6-3.2			3130	K16PR-U11	3264	PK16PR11	3395	SK16PR-L11	4503	PK16TT	4701	IK16TT	5303	IK16		0.044
2003-1999	V6-3.2	112.940		3143	K16PR-L11	3275	PK16PR-L11	3395	SK16PR-L11	4503	PK16TT	4701	IK16TT	5303	IK16		0.044
1998	V6-3.2	112.940		3143	K16PR-L11	3275	PK16PR-L11	3395	SK16PR-L11	4503	PK16TT	4701	IK16TT	5303	IK16		0.044
CLK350																	
2009-2006	V6-3.5	272.960							3441	SXU22HDR8					5353	IXUH22	0.032
CLK430																	
2003-1999	V8-4.3	113.943		3143	K16PR-L11	3275	PK16PR-L11	3395	SK16PR-L11	4503	PK16TT	4701	IK16TT	5303	IK16		0.044
CLK500																	
2006	V8-5.0	113.968		3130	K16PR-U11	3174	PK16PR-P11	3395	SK16PR-L11	4503	PK16TT	4701	IK16TT	5303	IK16		0.044
2005	V8-5.0			3130	K16PR-U11	3174	PK16PR-P11	3395	SK16PR-L11	4503	PK16TT	4701	IK16TT	5303	IK16		0.044
2004-2003	V8-5.0			3143	K16PR-L11	3275	PK16PR-L11	3395	SK16PR-L11	4503	PK16TT	4701	IK16TT	5303	IK16		0.044
CLK550																	
2009-2007	V8-5.5	273.967							3461	SXU22HCR11S					5353	IXUH22	0.044
2009-2007	V8-5.5	273.967							3441	SXU22HDR8							0.032
CLS55 AMG																	
2006	V8-5.5		S									4704	IKH20TT	5344	IKH20		0.040
CLS63 AMG																	
2014-2013	V8-5.5	157.981	T						3444	SC20HR11			4711	IXEH20TT			0.044
2012	V8-5.5	157.981	T						3444	SC20HR11							0.044
2011-2007	V8-6.3	156.983							3442	FXE22HR11			4712	IXEH22TT			0.044



YEAR ANNEE AÑO	CYL	ENGINE MOTEUR MOTOR	NOTES/NOTAS	OE Types						Twin-Tip (TT) Technology				High Performance		GAP ECART. BRECHA		
				U-GROOVE (Standard)		DOUBLE PLATINUM		IRIDIUM LONG-LIFE		PLATINUM TT		IRIDIUM TT		IRIDIUM POWER / IRIDIUM RACING				
				STOCK STOCK BOLSA	PLUG BOUGIE BUJIA	STOCK STOCK BOLSA	PLUG BOUGIE BUJIA	STOCK STOCK BOLSA	PLUG BOUGIE BUJIA	STOCK STOCK BOLSA	PLUG BOUGIE BUJIA	STOCK STOCK BOLSA	PLUG BOUGIE BUJIA	STOCK STOCK BOLSA	PLUG BOUGIE BUJIA			
MERCEDES-BENZ [continued]																		
CLS63 AMG S																		
2014	V8-5.5	157.981	T							3444	SC20HR11			4711	IXEH20TT		0.044	
CLS500																		
2006	V8-5.0			3130	K16PR-U11	3174	PK16PR-P11	3395	SK16PR-L11	4503	PK16TT	4701	IK16TT	5303	IK16		0.044	
CLS550																		
2014-2013	V8-4.6	278.922	T							3444	SC20HR11			4711	IXEH20TT		0.044	
2012	V8-4.6	278.922	T							3444	SC20HR11						0.044	
2011	V8-5.5	273.960								3441	SXU22HDR8				5353	IXUH22	0.032	
2010-2007	V8-5.5	273.960								3461	SXU22HCR11S				5353	IXUH22	0.044	
2010-2007	V8-5.5	273.960								3441	SXU22HDR8						0.032	
E55 AMG																		
2006	V8-5.5	113.990	S											4704	IKH20TT	5344	IKH20	0.040
2005-2004	V8-5.5		S											4704	IKH20TT	5344	IKH20	0.040
2003	V8-5.5	113.990	S	3381	K20HR-U11					3421	SK20HR11	4506	PKH20TT	4704	IKH20TT	5344	IKH20	0.044
2002-1999	V8-5.5			3143	K16PR-L11	3275	PK16PR-L11	3395	SK16PR-L11	4503	PK16TT	4701	IK16TT	5303	IK16		0.044	
E63 AMG																		
2014-2013	V8-5.5	157.981	T							3444	SC20HR11			4711	IXEH20TT		0.044	
2012	V8-5.5	157.981	T							3444	SC20HR11						0.044	
2011-2010	V8-6.3	156.985								3442	FXE22HR11			4712	IXEH22TT		0.044	
2009-2007	V8-6.3	156.983								3442	FXE22HR11			4712	IXEH22TT		0.044	
E63 AMG S																		
2014	V8-5.5	157.981	T							3444	SC20HR11			4711	IXEH20TT		0.044	
E320																		
2005	V6-3.2	112.949		3130	K16PR-U11	3174	PK16PR-P11	3395	SK16PR-L11	4503	PK16TT	4701	IK16TT	5303	IK16		0.044	
2005	V6-3.2	112.954		3130	K16PR-U11	3174	PK16PR-P11	3395	SK16PR-L11	4503	PK16TT	4701	IK16TT	5303	IK16		0.044	
2004-2003	V6-3.2	112.949		3143	K16PR-L11	3275	PK16PR-L11	3395	SK16PR-L11	4503	PK16TT	4701	IK16TT	5303	IK16		0.044	
2004	V6-3.2	112.954		3191	K16PR-U	3301	PK16R8	3435	SK16PR-F8	4503	PK16TT	4701	IK16TT	5303	IK16		0.032	
2003	V6-3.2	112.941	4-Matic,	3191	K16PR-U	3301	PK16R8	3435	SK16PR-F8	4503	PK16TT	4701	IK16TT	5303	IK16		0.032	
2003	V6-3.2	112.941	Exc. 4-Matic,	3143	K16PR-L11	3275	PK16PR-L11	3395	SK16PR-L11	4503	PK16TT	4701	IK16TT	5303	IK16		0.044	
2002-1999	V6-3.2	112.941		3143	K16PR-L11	3275	PK16PR-L11	3395	SK16PR-L11	4503	PK16TT	4701	IK16TT	5303	IK16		0.044	
1998	V6-3.2		4-Matic,									4706	IQ16TT	5301	IQ16		0.040	
1998	V6-3.2		Exc. 4-Matic,	3007	Q20PR-U					4508	PQ20TT	4707	IQ20TT	5302	IQ20		0.032	
1997	L6-3.2			3007	Q20PR-U					4508	PQ20TT	4707	IQ20TT	5302	IQ20		0.032	
1996	L6-3.2			3191	K16PR-U	3264	PK16PR11	3395	SK16PR-L11	4503	PK16TT	4701	IK16TT	5303	IK16		0.032	
1995-1994	L6-3.2			3137	Q16PR-U					4507	PQ16TT	4706	IQ16TT	5301	IQ16		0.032	
E350																		
2015-2013	V6-3.5	276.952								3444	SC20HR11			4711	IXEH20TT		0.044	
2014-2013	V6-3.5	276.957								3444	SC20HR11			4711	IXEH20TT		0.044	
2012	V6-3.5	276.952								3444	SC20HR11						0.044	
2012	V6-3.5	276.957								3444	SC20HR11						0.044	



YEAR ANNEE AÑO	CYL	ENGINE MOTEUR MOTOR	NOTES/NOTAS	OE Types						Twin-Tip (TT) Technology				High Performance		GAP ECART. BRECHA													
				U-GROOVE (Standard)		DOUBLE PLATINUM		IRIDIUM LONG-LIFE		PLATINUM TT		IRIDIUM TT		IRIDIUM POWER / IRIDIUM RACING															
				STOCK STOCK BOLSA	PLUG BOUGIE BUJIA	STOCK STOCK BOLSA	PLUG BOUGIE BUJIA	STOCK STOCK BOLSA	PLUG BOUGIE BUJIA	STOCK STOCK BOLSA	PLUG BOUGIE BUJIA	STOCK STOCK BOLSA	PLUG BOUGIE BUJIA	STOCK STOCK BOLSA	PLUG BOUGIE BUJIA														
MERCEDES-BENZ [continued]																													
E350 [continued]																													
2011	V6-3.5	272.977														3441	SXU22HDR8						5353	IXUH22	0.032				
2011	V6-3.5	272.988														3441	SXU22HDR8						5353	IXUH22	0.032				
2010	V6-3.5	272.977														3441	SXU22HDR8								0.032				
2010	V6-3.5	272.980														3441	SXU22HDR8								0.032				
2010	V6-3.5	272.988														3441	SXU22HDR8								0.032				
2009-2007	V6-3.5	272.964														3441	SXU22HDR8						5353	IXUH22	0.032				
2009-2007	V6-3.5	272.972														3441	SXU22HDR8						5353	IXUH22	0.032				
2006	V6-3.5															3441	SXU22HDR8						5353	IXUH22	0.032				
E400																													
2014-2013	V6-3.5	276.952														3444	SC20HR11						4711	IXEH20TT		0.044			
E420																													
1997	V8-4.2															3007	Q20PR-U						4508	PQ20TT	4707	IQ20TT	5302	IQ20	0.032
1995-1994	V8-4.2							3005	PQ16R							3137	Q16PR-U						4507	PQ16TT	4706	IQ16TT	5301	IQ16	0.032
E430																													
2002-1999	V8-4.3	113.940			3143	K16PR-L11	3275	PK16PR-L11	3395	SK16PR-L11	4503	PK16TT	4701	IK16TT	5303	IK16										0.044			
2000	V8-4.3	113.940	4 Matic,		3191	K16PR-U	3301	PK16R8	3435	SK16PR-F8	4503	PK16TT														0.032			
1998	V8-4.3	113.940			3143	K16PR-L11	3275	PK16PR-L11	3395	SK16PR-L11	4503	PK16TT	4701	IK16TT	5303	IK16										0.044			
E500																													
2006-2005	V8-5.0	113.969			3130	K16PR-U11	3174	PK16PR-P11	3395	SK16PR-L11	4503	PK16TT	4701	IK16TT	5303	IK16										0.044			
2006	V8-5.0	113.967			3130	K16PR-U11	3174	PK16PR-P11	3395	SK16PR-L11	4503	PK16TT	4701	IK16TT	5303	IK16										0.044			
2005	V8-5.0				3130	K16PR-U11	3174	PK16PR-P11	3395	SK16PR-L11	4503	PK16TT	4701	IK16TT	5303	IK16										0.044			
2004	V8-5.0	113.969			3191	K16PR-U	3301	PK16R8	3435	SK16PR-F8	4503	PK16TT	4701	IK16TT	5303	IK16										0.032			
2004	V8-5.0				3143	K16PR-L11	3275	PK16PR-L11	3395	SK16PR-L11	4503	PK16TT	4701	IK16TT	5303	IK16										0.044			
2003	V8-5.0				3143	K16PR-L11	3275	PK16PR-L11	3395	SK16PR-L11	4503	PK16TT	4701	IK16TT	5303	IK16										0.044			
1994	V8-5.0				3137	Q16PR-U	3005	PQ16R															4507	PQ16TT	4706	IQ16TT	5301	IQ16	0.032
E550																													
2014-2013	V8-4.6	278.922	T													3444	SC20HR11										0.044		
2012	V8-4.6	278.922	T													3444	SC20HR11										0.044		
2011	V8-5.5	273.966														3441	SXU22HDR8								5353	IXUH22	0.032		
2011	V8-5.5	273.970														3441	SXU22HDR8								5353	IXUH22	0.032		
2011	V8-5.5	273.971														3441	SXU22HDR8								5353	IXUH22	0.032		
2010	V8-5.5	273.966														3461	SXU22HCR11S								5353	IXUH22	0.044		
2010	V8-5.5	273.970														3461	SXU22HCR11S								5353	IXUH22	0.044		
2010	V8-5.5	273.971														3461	SXU22HCR11S								5353	IXUH22	0.044		
2010	V8-5.5	273.966														3441	SXU22HDR8										0.032		
2010	V8-5.5	273.970														3441	SXU22HDR8										0.032		
2010	V8-5.5	273.971														3441	SXU22HDR8										0.032		
2009-2008	V8-5.5	273.960														3461	SXU22HCR11S								5353	IXUH22	0.044		
2009-2008	V8-5.5	273.960														3441	SXU22HDR8										0.032		
2009-2007	V8-5.5	273.962														3461	SXU22HCR11S								5353	IXUH22	0.044		



YEAR ANEE AÑO	CYL	ENGINE MOTEUR MOTOR	NOTES/NOTAS	OE Types						Twin-Tip (TT) Technology				High Performance		GAP ECART. BRECHA	
				U-GROOVE (Standard)		DOUBLE PLATINUM		IRIDIUM LONG-LIFE		PLATINUM TT		IRIDIUM TT		IRIDIUM POWER / IRIDIUM RACING			
				STOCK STOCK BOLSA	PLUG BOUGIE BUJIA	STOCK STOCK BOLSA	PLUG BOUGIE BUJIA	STOCK STOCK BOLSA	PLUG BOUGIE BUJIA	STOCK STOCK BOLSA	PLUG BOUGIE BUJIA	STOCK STOCK BOLSA	PLUG BOUGIE BUJIA	STOCK STOCK BOLSA	PLUG BOUGIE BUJIA		
MERCEDES-BENZ [continued]																	
E550 [continued]																	
2009-2007	V8-5.5	273.962							3441	SKU22HDR8							0.032
2007	V8-5.5	273.960							3441	SKU22HDR8					5353	IXUH22	0.032
G55 AMG																	
2011	V8-5.5	113.993	S									4704	IKH20TT	5344	IKH20	0.040	
2010	V8-5.5	113.993	S	3381	K20HR-U11				3421	SK20HR11	4506	PKH20TT	4704	IKH20TT	5344	IKH20	0.044
2004-2003	V8-5.5			3143	K16PR-L11	3275	PK16PR-L11	3395	SK16PR-L11	4503	PK16TT	4701	IK16TT	5303	IK16	0.044	
G63 AMG																	
2014-2013	V8-5.5	157.984	T						3444	SC20HR11			4711	IXEH20TT			0.044
G500																	
2008	V8-5.0	113.962		3143	K16PR-L11	3275	PK16PR-L11	3395	SK16PR-L11	4503	PK16TT	4701	IK16TT	5303	IK16	0.044	
2007-2006	V8-5.0	113.962		3143	K16PR-L11	3275	PK16PR-L11	3395	SK16PR-L11	4503	PK16TT	4701	IK16TT	5303	IK16	0.044	
2005	V8-5.0			3130	K16PR-U11	3174	PK16PR-P11	3395	SK16PR-L11	4503	PK16TT	4701	IK16TT	5303	IK16	0.044	
2004-2002	V8-5.0			3143	K16PR-L11	3275	PK16PR-L11	3395	SK16PR-L11	4503	PK16TT	4701	IK16TT	5303	IK16	0.044	
G550																	
2014-2013	V8-5.5	273.963							3441	SKU22HDR8					5353	IXUH22	0.032
2012-2011	V8-5.5	273.963							3441	SKU22HDR8					5353	IXUH22	0.032
2010-2009	V8-5.5	273.963							3461	SKU22HCR11S					5353	IXUH22	0.044
2010-2009	V8-5.5	273.963							3441	SKU22HDR8							0.032
GL63 AMG																	
2014-2013	V8-5.5	157.982	T						3444	SC20HR11			4711	IXEH20TT			0.044
GL450																	
2014-2013	V8-4.6	278.928	T						3444	SC20HR11			4711	IXEH20TT			0.044
2012-2011	V8-4.6	273.923							3441	SKU22HDR8					5353	IXUH22	0.032
2010-2008	V8-4.6	273.923							3461	SKU22HCR11S					5353	IXUH22	0.044
2010-2008	V8-4.6	273.923							3441	SKU22HDR8							0.032
2007	V8-4.6	273.923							3441	SKU22HDR8					5353	IXUH22	0.032
GL550																	
2014-2013	V8-4.6	278.928	T						3444	SC20HR11			4711	IXEH20TT			0.044
2012-2011	V8-5.5	273.963							3441	SKU22HDR8					5353	IXUH22	0.032
2010-2008	V8-5.5	273.963							3461	SKU22HCR11S					5353	IXUH22	0.044
2010-2008	V8-5.5	273.963							3441	SKU22HDR8							0.032
GLK350																	
2014-2013	V6-3.5	276.957							3444	SC20HR11			4711	IXEH20TT			0.044
2012	V6-3.5	272.971							3441	SKU22HDR8					5353	IXUH22	0.032
2012	V6-3.5	272.991							3441	SKU22HDR8					5353	IXUH22	0.032
2011-2010	V6-3.5	272.971							3441	SKU22HDR8					5353	IXUH22	0.032
2011-2010	V6-3.5	272.991							3441	SKU22HDR8					5353	IXUH22	0.032
ML55 AMG																	
2003-2000	V8-5.5			3143	K16PR-L11	3275	PK16PR-L11	3395	SK16PR-L11	4503	PK16TT	4701	IK16TT	5303	IK16	0.044	



YEAR ANNEE AÑO	CYL	ENGINE MOTEUR MOTOR	NOTES/NOTAS	OE Types						Twin-Tip (TT) Technology				High Performance		GAP ECART. BRECHA		
				U-GROOVE (Standard)		DOUBLE PLATINUM		IRIDIUM LONG-LIFE		PLATINUM TT		IRIDIUM TT		IRIDIUM POWER / IRIDIUM RACING				
				STOCK STOCK BOLSA	PLUG BOUGIE BUJIA	STOCK STOCK BOLSA	PLUG BOUGIE BUJIA	STOCK STOCK BOLSA	PLUG BOUGIE BUJIA	STOCK STOCK BOLSA	PLUG BOUGIE BUJIA	STOCK STOCK BOLSA	PLUG BOUGIE BUJIA	STOCK STOCK BOLSA	PLUG BOUGIE BUJIA			
MERCEDES-BENZ [continued]																		
ML63 AMG																		
2014-2013	V8-5.5	157.982	T							3444	SC20HR11			4711	IXEH20TT		0.044	
2012	V8-5.5	157.982	T							3444	SC20HR11						0.044	
2011-2007	V8-6.3	156.980								3442	FXE22HR11			4712	IXEH22TT		0.044	
ML320																		
2003	V6-3.2	112.942			3130	K16PR-U11	3174	PK16PR-P11	3395	SK16PR-L11	4503	PK16TT	4701	IK16TT	5303	IK16	0.044	
2002-1999	V6-3.2	112.942			3143	K16PR-L11	3275	PK16PR-L11	3395	SK16PR-L11	4503	PK16TT	4701	IK16TT	5303	IK16	0.044	
1998	V6-3.2				3007	Q20PR-U					4508	PQ20TT					0.032	
ML350																		
2014-2013	V6-3.5	276.955								3444	SC20HR11			4711	IXEH20TT		0.044	
2012	V6-3.5	276.955								3444	SC20HR11						0.044	
2011	V6-3.5	272.967								3441	SXU22HDR8					5353	IXUH22	0.032
2010	V6-3.5	272.967								3441	SXU22HDR8						0.032	
2009-2007	V6-3.5	272.967								3441	SXU22HDR8					5353	IXUH22	0.032
2006	V6-3.5									3441	SXU22HDR8					5353	IXUH22	0.032
2005	V6-3.7				3130	K16PR-U11	3174	PK16PR-P11	3395	SK16PR-L11	4503	PK16TT	4701	IK16TT	5303	IK16	0.044	
2004-2003	V6-3.7				3143	K16PR-L11	3275	PK16PR-L11	3395	SK16PR-L11	4503	PK16TT	4701	IK16TT	5303	IK16	0.044	
ML430																		
2001-1999	V8-4.3	113.942			3143	K16PR-L11	3275	PK16PR-L11	3395	SK16PR-L11	4503	PK16TT	4701	IK16TT	5303	IK16	0.044	
ML450																		
2011-2010	V6-3.5	272.973								3441	SXU22HDR8					5353	IXUH22	0.032
ML500																		
2007	V8-5.0	113.964			3143	K16PR-L11	3275	PK16PR-L11	3395	SK16PR-L11	4503	PK16TT	4701	IK16TT	5303	IK16	0.044	
2006-2005	V8-5.0				3130	K16PR-U11	3174	PK16PR-P11	3395	SK16PR-L11	4503	PK16TT	4701	IK16TT	5303	IK16	0.044	
2004-2002	V8-5.0				3143	K16PR-L11	3275	PK16PR-L11	3395	SK16PR-L11	4503	PK16TT	4701	IK16TT	5303	IK16	0.044	
ML550																		
2014-2013	V8-4.6	278.928	T							3444	SC20HR11			4711	IXEH20TT		0.044	
2012	V8-4.6	278.928	T							3444	SC20HR11						0.044	
2011	V8-5.5	273.963								3441	SXU22HDR8					5353	IXUH22	0.032
2010-2008	V8-5.5	273.963								3461	SXU22HCR11S					5353	IXUH22	0.044
2010-2008	V8-5.5	273.963								3441	SXU22HDR8						0.032	
R63 AMG																		
2007	V8-6.3	156.980								3442	FXE22HR11			4712	IXEH22TT		0.044	
R350																		
2012	V6-3.5	276.958								3444	SC20HR11						0.044	
2011	V6-3.5	272.967								3441	SXU22HDR8					5353	IXUH22	0.032
2010	V6-3.5	272.967								3441	SXU22HDR8						0.032	
2009-2007	V6-3.5	272.967								3441	SXU22HDR8					5353	IXUH22	0.032
2006	V6-3.5									3441	SXU22HDR8					5353	IXUH22	0.032



YEAR ANNEE AÑO	CYL	ENGINE MOTEUR MOTOR	NOTES/NOTAS	OE Types						Twin-Tip (TT) Technology				High Performance		GAP ECART. BRECHA
				U-GROOVE (Standard)		DOUBLE PLATINUM		IRIDIUM LONG-LIFE		PLATINUM TT		IRIDIUM TT		IRIDIUM POWER / IRIDIUM RACING		
				STOCK STOCK BOLSA	PLUG BOUGIE BUJIA	STOCK STOCK BOLSA	PLUG BOUGIE BUJIA	STOCK STOCK BOLSA	PLUG BOUGIE BUJIA	STOCK STOCK BOLSA	PLUG BOUGIE BUJIA	STOCK STOCK BOLSA	PLUG BOUGIE BUJIA	STOCK STOCK BOLSA	PLUG BOUGIE BUJIA	
MERCEDES-BENZ [continued]																
R500																
2007	V8-5.0	113.971		3143	K16PR-L11	3275	PK16PR-L11	3395	SK16PR-L11	4503	PK16TT	4701	IK16TT	5303	IK16	0.044
2006	V8-5.0			3130	K16PR-U11	3174	PK16PR-P11	3395	SK16PR-L11	4503	PK16TT	4701	IK16TT	5303	IK16	0.044
S55 AMG																
2003	V8-5.5		S	3120	K16R-U11											0.044
2002-2001	V8-5.5	113.986		3143	K16PR-L11	3275	PK16PR-L11	3395	SK16PR-L11	4503	PK16TT	4701	IK16TT	5303	IK16	0.044
S63 AMG																
2014	V8-5.5	157.985	T					3444	SC20HR11			4711	IXEH20TT			0.044
2013	V8-5.5	157.980	T					3444	SC20HR11			4711	IXEH20TT			0.044
2012-2011	V8-5.5	157.980	T					3444	SC20HR11							0.044
2010-2008	V8-6.3	156.984						3442	FXE22HR11			4712	IXEH22TT			0.044
S65 AMG																
2013	V12-6.0	275.982	T					3403	SK20PR-A8	4504	PK20TT	4702	IK20TT	5304	IK20	0.032
2012-2011	V12-6.0	275.982	T					3403	SK20PR-A8			4702	IK20TT	5304	IK20	0.032
2010	V12-6.0	275.982	T	3122	K20R-U	3127	PK20R8	3403	SK20PR-A8	4504	PK20TT	4702	IK20TT	5304	IK20	0.032
2009-2008	V12-6.0	275.982	T					3403	SK20PR-A8	4504	PK20TT	4702	IK20TT	5304	IK20	0.032
2007	V12-6.0	275.982	T	3122	K20R-U	3127	PK20R8	3403	SK20PR-A8	4504	PK20TT	4702	IK20TT	5304	IK20	0.032
2006	V12-6.0	275.980	T	3122	K20R-U	3127	PK20R8	3403	SK20PR-A8	4504	PK20TT	4702	IK20TT	5304	IK20	0.032
S320																
1999	L6-3.2			5061	K20PBR-S10					4504	PK20TT	4702	IK20TT	5304	IK20	0.040
1998-1997	L6-3.2			3007	Q20PR-U					4508	PQ20TT	4707	IQ20TT	5302	IQ20	0.032
1996-1994	L6-3.2			3191	K16PR-U	3264	PK16PR11	3395	SK16PR-L11	4503	PK16TT	4701	IK16TT	5303	IK16	0.032
1995-1994	L6-3.2					3005	PQ16R	3395	SK16PR-L11			4701	IK16TT	5303	IK16	0.044
S350																
2006	V6-3.7			3143	K16PR-L11	3275	PK16PR-L11	3395	SK16PR-L11	4503	PK16TT	4701	IK16TT	5303	IK16	0.044
S400																
2013	V6-3.5	272.974						3441	SKU22HDR8					5353	IXUH22	0.032
2012	V6-3.5	272.974						3441	SKU22HDR8					5353	IXUH22	0.032
2011-2010	V6-3.5	272.974						3441	SKU22HDR8					5353	IXUH22	0.032
S420																
1999	V8-4.2	119.981		3007	Q20PR-U					4508	PQ20TT	4707	IQ20TT	5302	IQ20	0.032
1998	V8-4.2			3125	Q20P-U					4508	PQ20TT	4707	IQ20TT	5302	IQ20	0.032
1997	V8-4.2			3137	Q16PR-U	3005	PQ16R			4507	PQ16TT	4706	IQ16TT	5301	IQ16	0.032
1996	V8-4.2			3007	Q20PR-U					4508	PQ20TT	4707	IQ20TT	5302	IQ20	0.032
1995-1994	V8-4.2			3137	Q16PR-U	3005	PQ16R			4507	PQ16TT	4706	IQ16TT	5301	IQ16	0.032
S430																
2006-2005	V8-4.3	113.948		3130	K16PR-U11	3174	PK16PR-P11	3395	SK16PR-L11	4503	PK16TT	4701	IK16TT	5303	IK16	0.044
2004-2003	V8-4.3	113.948		3143	K16PR-L11	3275	PK16PR-L11	3395	SK16PR-L11	4503	PK16TT	4701	IK16TT	5303	IK16	0.044
2003	V8-4.3	113.941		3130	K16PR-U11	3174	PK16PR-P11	3395	SK16PR-L11	4503	PK16TT	4701	IK16TT	5303	IK16	0.044
2002-2000	V8-4.3			3143	K16PR-L11	3275	PK16PR-L11	3395	SK16PR-L11	4503	PK16TT	4701	IK16TT	5303	IK16	0.044



YEAR ANNEE AÑO	CYL	ENGINE MOTEUR MOTOR	NOTES/NOTAS	OE Types						Twin-Tip (TT) Technology				High Performance		GAP ECART. BRECHA
				U-GROOVE (Standard)		DOUBLE PLATINUM		IRIDIUM LONG-LIFE		PLATINUM TT		IRIDIUM TT		IRIDIUM POWER / IRIDIUM RACING		
				STOCK STOCK BOLSA	PLUG BOUGIE BUJIA	STOCK STOCK BOLSA	PLUG BOUGIE BUJIA	STOCK STOCK BOLSA	PLUG BOUGIE BUJIA	STOCK STOCK BOLSA	PLUG BOUGIE BUJIA	STOCK STOCK BOLSA	PLUG BOUGIE BUJIA	STOCK STOCK BOLSA	PLUG BOUGIE BUJIA	
MERCEDES-BENZ [continued]																
S500																
2006-2005	V8-5.0	113.960		3130	K16PR-U11	3174	PK16PR-P11	3395	SK16PR-L11	4503	PK16TT	4701	IK16TT	5303	IK16	0.044
2006-2005	V8-5.0	113.966		3130	K16PR-U11	3174	PK16PR-P11	3395	SK16PR-L11	4503	PK16TT	4701	IK16TT	5303	IK16	0.044
2004-2003	V8-5.0	113.966		3191	K16PR-U	3301	PK16R8	3435	SK16PR-F8	4503	PK16TT	4701	IK16TT	5303	IK16	0.032
2004-2000	V8-5.0	113.960		3143	K16PR-L11	3275	PK16PR-L11	3395	SK16PR-L11	4503	PK16TT	4701	IK16TT	5303	IK16	0.044
1999	V8-5.0	119.980		3007	Q20PR-U				4508	PQ20TT	4707	IQ20TT	5302	IQ20	0.032	
1998	V8-5.0	119.980		3007	Q20PR-U				4508	PQ20TT	4707	IQ20TT	5302	IQ20	0.032	
1997	V8-5.0			3137	Q16PR-U	3005	PQ16R		4507	PQ16TT	4706	IQ16TT	5301	IQ16	0.032	
1996	V8-5.0	119.980		3007	Q20PR-U				4508	PQ20TT	4707	IQ20TT	5302	IQ20	0.032	
1995-1994	V8-5.0			3137	Q16PR-U	3005	PQ16R		4507	PQ16TT	4706	IQ16TT	5301	IQ16	0.032	
S550																
2014	V8-4.6	278.929	T					3444	SC20HR11			4711	IXEH20TT			0.044
2013	V8-4.6	278.932	T					3444	SC20HR11			4711	IXEH20TT			0.044
2012	V8-4.6	278.932	T					3444	SC20HR11							0.044
2011	V8-5.5	273.961						3441	SXU22HDR8					5353	IXUH22	0.032
2011	V8-5.5	273.968						3441	SXU22HDR8					5353	IXUH22	0.032
2010-2008	V8-5.5	273.961						3461	SXU22HCR11S					5353	IXUH22	0.044
2010-2008	V8-5.5	273.961						3441	SXU22HDR8							0.032
2010-2007	V8-5.5	273.968						3461	SXU22HCR11S					5353	IXUH22	0.044
2010	V8-5.5	273.968						3441	SXU22HDR8							0.032
2009-2007	V8-5.5	273.968						3441	SXU22HDR8							0.032
2007	V8-5.5	273.961						3441	SXU22HDR8					5353	IXUH22	0.032
S600																
2013	V12-5.5	275.953	T					3403	SK20PR-A8	4504	PK20TT	4702	IK20TT	5304	IK20	0.032
2012-2011	V12-5.5	275.953	T					3403	SK20PR-A8			4702	IK20TT	5304	IK20	0.032
2010	V12-5.5	275.953	T	3122	K20R-U	3127	PK20R8	3403	SK20PR-A8	4504	PK20TT	4702	IK20TT	5304	IK20	0.032
2009-2008	V12-5.5	275.953	T					3403	SK20PR-A8	4504	PK20TT	4702	IK20TT	5304	IK20	0.032
2007	V12-5.5	275.953	T	3122	K20R-U	3127	PK20R8	3403	SK20PR-A8	4504	PK20TT	4702	IK20TT	5304	IK20	0.032
2006-2003	V12-5.5		T	3122	K20R-U	3127	PK20R8	3403	SK20PR-A8	4504	PK20TT	4702	IK20TT	5304	IK20	0.032
2002-2001	V12-5.8					3275	PK16PR-L11	3395	SK16PR-L11	4504	PK20TT	4702	IK20TT	5304	IK20	0.044
1999	V12-6.0	120.982		3007	Q20PR-U				4508	PQ20TT	4707	IQ20TT	5302	IQ20	0.032	
1998-1996	V12-6.0			3007	Q20PR-U				4508	PQ20TT	4707	IQ20TT	5302	IQ20	0.032	
1995-1994	V12-6.0			3137	Q16PR-U	3005	PQ16R		4507	PQ16TT	4706	IQ16TT	5301	IQ16	0.032	
SL55 AMG																
2007	V8-5.5	113.995	S	3381	K20HR-U11			3421	SK20HR11	4506	PKH20TT	4704	IKH20TT	5344	IKH20	0.044
SL63 AMG																
2014-2013	V8-5.5	157.983	T					3444	SC20HR11			4711	IXEH20TT			0.044
2012-2011	V8-6.3	156.981						3442	FXE22HR11			4712	IXEH22TT			0.044
2009	V8-6.3	156.981						3442	FXE22HR11			4712	IXEH22TT			0.044



YEAR ANNEE AÑO	CYL	ENGINE MOTEUR MOTOR	NOTES/NOTAS	OE Types						Twin-Tip (TT) Technology				High Performance		GAP ECART. BRECHA		
				U-GROOVE (Standard)		DOUBLE PLATINUM		IRIDIUM LONG-LIFE		PLATINUM TT		IRIDIUM TT		IRIDIUM POWER / IRIDIUM RACING				
				STOCK STOCK BOLSA	PLUG BOUGIE BUJIA	STOCK STOCK BOLSA	PLUG BOUGIE BUJIA	STOCK STOCK BOLSA	PLUG BOUGIE BUJIA	STOCK STOCK BOLSA	PLUG BOUGIE BUJIA	STOCK STOCK BOLSA	PLUG BOUGIE BUJIA	STOCK STOCK BOLSA	PLUG BOUGIE BUJIA			
MERCEDES-BENZ [continued]																		
SL65 AMG																		
2014-2013	V12-6.0	279.981	T							3403	SK20PR-A8	4504	PK20TT	4702	IK20TT	5304	IK20	0.032
2011	V12-6.0	275.981	T							3403	SK20PR-A8			4702	IK20TT	5304	IK20	0.032
2009-2005	V12-6.0	275.981	T		3122	K20R-U	3127	PK20R8		3403	SK20PR-A8	4504	PK20TT	4702	IK20TT	5304	IK20	0.032
2009	V12-6.0	275.983	T							3403	SK20PR-A8			4702	IK20TT	5304	IK20	0.032
SL320																		
1997	L6-3.2				3137	Q16PR-U	3005	PQ16R				4507	PQ16TT	4706	IQ16TT	5301	IQ16	0.032
1996-1994	L6-3.2				3191	K16PR-U	3264	PK16PR11	3395	SK16PR-L11		4503	PK16TT	4701	IK16TT	5303	IK16	0.032
SL500																		
2006	V8-5.0	113.963			3130	K16PR-U11	3174	PK16PR-P11	3395	SK16PR-L11		4503	PK16TT	4701	IK16TT	5303	IK16	0.044
2005	V8-5.0				3130	K16PR-U11	3174	PK16PR-P11	3395	SK16PR-L11		4503	PK16TT	4701	IK16TT	5303	IK16	0.044
2004-2003	V8-5.0				3143	K16PR-L11	3275	PK16PR-L11	3395	SK16PR-L11		4503	PK16TT	4701	IK16TT	5303	IK16	0.044
2002-1999	V8-5.0	113.961			3143	K16PR-L11	3275	PK16PR-L11	3395	SK16PR-L11		4503	PK16TT	4701	IK16TT	5303	IK16	0.044
1998	V8-5.0				3007	Q20PR-U						4508	PQ20TT	4707	IQ20TT	5302	IQ20	0.032
1997	V8-5.0				3137	Q16PR-U	3005	PQ16R				4507	PQ16TT	4706	IQ16TT	5301	IQ16	0.032
1996	V8-5.0				3007	Q20PR-U						4508	PQ20TT	4707	IQ20TT	5302	IQ20	0.032
1995-1994	V8-5.0				3137	Q16PR-U	3005	PQ16R				4507	PQ16TT	4706	IQ16TT	5301	IQ16	0.032
SL550																		
2014-2013	V8-4.6	278.927	T							3444	SC20HR11			4711	IXEH20TT			0.044
2012-2011	V8-5.5	273.965								3441	SXU22HDR8					5353	IXUH22	0.032
2009-2008	V8-5.5	273.965								3461	SXU22HCR11S					5353	IXUH22	0.044
2009-2008	V8-5.5	273.965								3441	SXU22HDR8							0.032
2007	V8-5.5	273.965								3441	SXU22HDR8					5353	IXUH22	0.032
SL600																		
2009-2008	V12-5.5	275.954	T							3403	SK20PR-A8	4504	PK20TT	4702	IK20TT	5304	IK20	0.032
2007	V12-5.5	275.954	T		3122	K20R-U	3127	PK20R8		3403	SK20PR-A8	4504	PK20TT	4702	IK20TT	5304	IK20	0.032
2006	V12-5.5	275.951	T		3122	K20R-U	3127	PK20R8		3403	SK20PR-A8	4504	PK20TT	4702	IK20TT	5304	IK20	0.032
2005-2004	V12-5.5		T		3122	K20R-U	3127	PK20R8		3403	SK20PR-A8	4504	PK20TT	4702	IK20TT	5304	IK20	0.032
2002	V12-6.0	120.983			3191	K16PR-U	3264	PK16PR11	3395	SK16PR-L11		4503	PK16TT	4701	IK16TT	5303	IK16	0.032
2001	V12-6.0	120.983			3143	K16PR-L11	3275	PK16PR-L11	3395	SK16PR-L11		4503	PK16TT	4701	IK16TT	5303	IK16	0.044
2000	V12-6.0	120.983			3191	K16PR-U	3264	PK16PR11	3395	SK16PR-L11		4503	PK16TT	4701	IK16TT	5303	IK16	0.032
1999	V12-6.0	120.983			3143	K16PR-L11	3275	PK16PR-L11	3395	SK16PR-L11		4503	PK16TT	4701	IK16TT	5303	IK16	0.044
1998-1996	V12-6.0				3007	Q20PR-U						4508	PQ20TT	4707	IQ20TT	5302	IQ20	0.032
1995-1994	V12-6.0				3137	Q16PR-U	3005	PQ16R				4507	PQ16TT	4706	IQ16TT	5301	IQ16	0.032
SLK32 AMG																		
2004-2002	V6-3.2		S		3139	K20R-U11	3128	PK20R11	3297	SK20R11	4504	PK20TT	4702	IK20TT	5304	IK20	0.044	
SLK55 AMG																		
2014-2013	V8-5.5	152.980								3444	SC20HR11			4711	IXEH20TT			0.044
2012	V8-5.5	152.980								3444	SC20HR11							0.044
2010-2006	V8-5.5	113.989			3139	K20R-U11	3128	PK20R11	3297	SK20R11	4504	PK20TT	4702	IK20TT	5304	IK20	0.044	



YEAR ANNEE AÑO	CYL	ENGINE MOTEUR MOTOR	NOTES/NOTAS	OE Types						Twin-Tip (TT) Technology				High Performance		GAP ECART. BRECHA
				U-GROOVE (Standard)		DOUBLE PLATINUM		IRIDIUM LONG-LIFE		PLATINUM TT		IRIDIUM TT		IRIDIUM POWER / IRIDIUM RACING		
				STOCK STOCK BOLSA	PLUG BOUGIE BUJIA	STOCK STOCK BOLSA	PLUG BOUGIE BUJIA	STOCK STOCK BOLSA	PLUG BOUGIE BUJIA	STOCK STOCK BOLSA	PLUG BOUGIE BUJIA	STOCK STOCK BOLSA	PLUG BOUGIE BUJIA	STOCK STOCK BOLSA	PLUG BOUGIE BUJIA	
MERCEDES-BENZ [continued]																
SLK55 AMG [continued]																
2005	V8-5.5			3130	K16PR-U11	3174	PK16PR-P11	3395	SK16PR-L11	4503	PK16TT	4701	IK16TT	5303	IK16	0.044
SLK230																
2004-2001	L4-2.3	111.983	S	3139	K20R-U11	3128	PK20R11	3297	SK20R11	4504	PK20TT	4702	IK20TT	5304	IK20	0.044
2000	L4-2.3	111.973	S	5061	K20PBR-S10	3128	PK20R11	3297	SK20R11	4504	PK20TT	4702	IK20TT	5304	IK20	0.044
1999	L4-2.3	111.973	S	5061	K20PBR-S10					4504	PK20TT	4702	IK20TT	5304	IK20	0.040
1998	L4-2.3		S	3007	Q20PR-U					4508	PQ20TT	4707	IQ20TT	5302	IQ20	0.032
SLK250																
2014-2013	L4-1.8	271.861	T					3441	SXU22HDR8					5353	IXUH22	0.032
2012	L4-1.8	271.861	T											5353	IXUH22	0.035
SLK280																
2008-2006	V6-3.0	272.942						3441	SXU22HDR8					5353	IXUH22	0.032
SLK300																
2011-2009	V6-3.0	272.942						3441	SXU22HDR8					5353	IXUH22	0.032
SLK320																
2004-2001	V6-3.2			3143	K16PR-L11	3275	PK16PR-L11	3395	SK16PR-L11	4503	PK16TT	4701	IK16TT	5303	IK16	0.044
SLK350																
2014-2013	V6-3.5	276.956						3444	SC20HR11			4711	IXEH20TT			0.044
2012	V6-3.5	276.956						3444	SC20HR11							0.044
2011-2009	V6-3.5	272.969						3441	SXU22HDR8					5353	IXUH22	0.032
2008-2005	V6-3.5	272.963						3441	SXU22HDR8					5353	IXUH22	0.032
SLR MCLAREN																
2007	V8-5.5	155.980	S	3381	K20HR-U11			3421	SK20HR11	4506	PKH20TT	4704	IKH20TT	5344	IKH20	0.044
SLS AMG																
2014-2011	V8-6.3	159.980						3457	FXE24HR11							0.044
MERCURY																
BOBCAT																
1980	L4-2.3	A		5022	T16EPR-U	5091	PT16EPR10			4511	PT16TT	4713	IT16TT	5325	IT16	0.032
1979-1975	L4-2.3	Y		5022	T16EPR-U	5091	PT16EPR10			4511	PT16TT	4713	IT16TT	5325	IT16	0.032
1979-1975	V6-2.8	Z		5022	T16EPR-U	5091	PT16EPR10			4511	PT16TT	4713	IT16TT	5325	IT16	0.032
BREEZEWAY																
1966-1965	V8-6.4			5013	MA20PR-U											0.035
1966-1965	V8-7.0			5008	MA16PR-U											0.035
BROUGHAM																
1967	V8-7.0			5008	MA16PR-U											0.035
CALIENTE																
1967-1966	V8-6.4			5013	MA20PR-U											0.035
1967-1964	L6-3.3			5008	MA16PR-U											0.035
1967-1964	V8-4.7			5008	MA16PR-U											0.035



YEAR ANEE AÑO	CYL	ENGINE MOTEUR MOTOR	NOTES/NOTAS	OE Types						Twin-Tip (TT) Technology				High Performance		GAP ECART. BRECHA
				U-GROOVE (Standard)		DOUBLE PLATINUM		IRIDIUM LONG-LIFE		PLATINUM TT		IRIDIUM TT		IRIDIUM POWER / IRIDIUM RACING		
				STOCK STOCK BOLSA	PLUG BOUCIE BUJIA	STOCK STOCK BOLSA	PLUG BOUCIE BUJIA	STOCK STOCK BOLSA	PLUG BOUCIE BUJIA	STOCK STOCK BOLSA	PLUG BOUCIE BUJIA	STOCK STOCK BOLSA	PLUG BOUCIE BUJIA	STOCK STOCK BOLSA	PLUG BOUCIE BUJIA	
MERCURY [continued]																
CALIENTE [continued]																
1965	V8-7.0			5008	MA16PR-U											0.035
1964	V8-4.3			5013	MA20PR-U											0.035
CAPRI																
1994-1992	L4-1.6	Z		3130	K16PR-U11	3174	PK16PR-P11	3395	SK16PR-L11	4503	PK16TT	4701	IK16TT	5303	IK16	0.044
1994-1992	L4-1.6	6	T	3130	K16PR-U11	3174	PK16PR-P11	3395	SK16PR-L11	4503	PK16TT	4701	IK16TT	5303	IK16	0.044
1991	L4-1.6	Z		3130	K16PR-U11	3264	PK16PR11	3395	SK16PR-L11	4503	PK16TT	4701	IK16TT	5303	IK16	0.044
1991	L4-1.6	6	T	3130	K16PR-U11	3264	PK16PR11	3395	SK16PR-L11	4503	PK16TT	4701	IK16TT	5303	IK16	0.044
1986-1984	V6-3.8	3		5047	T16NR-U11											0.044
1986-1983	L4-2.3	A		5047	T16NR-U11											0.044
1986	V8-5.0	M		5047	T16NR-U11											0.044
1985	V8-5.0	F		5025	T16PR-U					4509	PTF16TT	4715	ITF16TT	5330	ITF16	0.035
1985	V8-5.0	M		5025	T16PR-U					4509	PTF16TT	4715	ITF16TT	5330	ITF16	0.035
1984-1983	L4-2.3	W	T	5032	T20EPR-U					4512	PT20TT	4714	IT20TT	5326	IT20	0.032
1984	V8-5.0	F		5026	T16PR-U11					4509	PTF16TT	4715	ITF16TT	5330	ITF16	0.044
1984	V8-5.0	M		5026	T16PR-U11					4509	PTF16TT	4715	ITF16TT	5330	ITF16	0.044
1983-1982	V8-5.0	F		5027	T16PR-U15					4509	PTF16TT	4715	ITF16TT	5330	ITF16	0.060
1983	V6-3.8	3		5022	T16EPR-U	5091	PT16EPR10			4511	PT16TT	4713	IT16TT	5325	IT16	0.032
1982-1981	L6-3.3	B		5006	MA9PR-U											0.035
1982-1980	L4-2.3	A		5022	T16EPR-U	5091	PT16EPR10			4511	PT16TT	4713	IT16TT	5325	IT16	0.032
1982-1980	V8-4.2	D		5027	T16PR-U15					4509	PTF16TT	4715	ITF16TT	5330	ITF16	0.060
1982	L4-2.3	T		5047	T16NR-U11											0.044
1982	L4-2.3	T	T	5047	T16NR-U11											0.044
1980	L6-3.3	B		5008	MA16PR-U											0.035
1979	L4-2.3	Y		5022	T16EPR-U	5091	PT16EPR10			4511	PT16TT	4713	IT16TT	5325	IT16	0.032
1979	L4-2.3	W	T	5022	T16EPR-U	5091	PT16EPR10			4511	PT16TT	4713	IT16TT	5325	IT16	0.032
1979	V6-2.8	Z		5022	T16EPR-U	5091	PT16EPR10			4511	PT16TT	4713	IT16TT	5325	IT16	0.032
1979	L6-3.3	T		5008	MA16PR-U											0.035
1979	V8-5.0	F		5027	T16PR-U15					4509	PTF16TT	4715	ITF16TT	5330	ITF16	0.060
1974-1971	L4-2.0			5008	MA16PR-U											0.035
1974	V6-2.8			5008	MA16PR-U											0.035
1973-1972	V6-2.6			3066	W20EXR-U	3229	P20R8			4502	PW20TT	4709	IW20TT	5306	IW20	0.032
1972-1971	L4-1.6	L		3066	W20EXR-U	3229	P20R8			4502	PW20TT	4709	IW20TT	5306	IW20	0.032
1967-1966	L6-3.3			5008	MA16PR-U											0.035
COLONY PARK																
1991-1987	V8-5.0	F		5047	T16NR-U11											0.044
1974-1973	V8-7.5	A		5026	T16PR-U11					4509	PTF16TT	4715	ITF16TT	5330	ITF16	0.044
1974	V8-6.6	S		5026	T16PR-U11					4509	PTF16TT	4715	ITF16TT	5330	ITF16	0.044
1973-1972	V8-7.0	N		5025	T16PR-U					4509	PTF16TT	4715	ITF16TT	5330	ITF16	0.035
1973-1971	V8-6.6	S		5025	T16PR-U					4509	PTF16TT	4715	ITF16TT	5330	ITF16	0.035
1973	V8-5.8	H		5008	MA16PR-U											0.035
1972-1971	V8-5.8	H		5025	T16PR-U					4509	PTF16TT	4715	ITF16TT	5330	ITF16	0.035



YEAR ANNEE AÑO	CYL	ENGINE MOTEUR MOTOR	NOTES/NOTAS	OE Types						Twin-Tip (TT) Technology				High Performance		GAP ECART. BRECHA	
				U-GROOVE (Standard)		DOUBLE PLATINUM		IRIDIUM LONG-LIFE		PLATINUM TT		IRIDIUM TT		IRIDIUM POWER / IRIDIUM RACING			
				STOCK STOCK BOLSA	PLUG BOUGIE BUJIA	STOCK STOCK BOLSA	PLUG BOUGIE BUJIA	STOCK STOCK BOLSA	PLUG BOUGIE BUJIA	STOCK STOCK BOLSA	PLUG BOUGIE BUJIA	STOCK STOCK BOLSA	PLUG BOUGIE BUJIA	STOCK STOCK BOLSA	PLUG BOUGIE BUJIA		
MERCURY [continued]																	
COLONY PARK [continued]																	
1972	V8-7.5	A		5008	MA16PR-U												0.035
1971	V8-7.0	K		5013	MA20PR-U												0.035
1971	V8-7.0	N		5013	MA20PR-U												0.035
1970-1969	V8-7.0	N		5008	MA16PR-U												0.035
1970	V8-6.4	Y		5008	MA16PR-U												0.035
1970	V8-7.0	K		5008	MA16PR-U												0.035
1969	V8-6.4	Y		5013	MA20PR-U												0.035
1969	V8-7.0	K		5013	MA20PR-U												0.035
1968	V8-6.4	X		5013	MA20PR-U												0.035
1968	V8-6.4	Z		5013	MA20PR-U												0.035
1968	V8-7.0	Q		5013	MA20PR-U												0.035
1967-1965	V8-7.0			5008	MA16PR-U												0.035
1967-1962	V8-6.4			5013	MA20PR-U												0.035
1962-1961	V8-4.8			5013	MA20PR-U												0.035
1962-1961	V8-5.8			5013	MA20PR-U												0.035
1960-1959	V8-5.1			5013	MA20PR-U												0.035
1959-1958	V8-7.0			5008	MA16PR-U												0.035
COMET																	
1977-1975	V8-5.0	F		5027	T16PR-U15					4509	PTF16TT	4715	ITF16TT	5330	ITF16		0.060
1977-1971	L6-3.3	T		5008	MA16PR-U												0.035
1977	L6-4.1	L		5008	MA16PR-U												0.035
1976-1975	L6-4.1	L		5027	T16PR-U15					4509	PTF16TT	4715	ITF16TT	5330	ITF16		0.060
1974-1971	L6-4.1	L		5008	MA16PR-U												0.035
1974	V8-5.0	F		5008	MA16PR-U												0.035
1973	V8-5.0	F		5008	MA16PR-U												0.035
1972-1971	L6-2.8	U		5008	MA16PR-U												0.035
1972-1971	V8-5.0	F		5008	MA16PR-U												0.035
1969-1968	V8-5.0	F		5008	MA16PR-U												0.035
1969-1968	V8-6.4	S		5013	MA20PR-U												0.035
1969	L6-4.1	L		5008	MA16PR-U												0.035
1969	V8-5.8	H		5008	MA16PR-U												0.035
1969	V8-5.8	M		5008	MA16PR-U												0.035
1968	L6-3.3	T		5008	MA16PR-U												0.035
1968	V8-5.0	J		5008	MA16PR-U												0.035
1968	V8-6.4	Y		5013	MA20PR-U												0.035
1967-1966	V8-6.4			5013	MA20PR-U												0.035
1967-1965	V8-7.0			5008	MA16PR-U												0.035
1967-1964	L6-3.3			5008	MA16PR-U												0.035
1967-1964	V8-4.7			5008	MA16PR-U												0.035
1964-1963	V8-4.3			5013	MA20PR-U												0.035
1964-1961	L6-2.8			5008	MA16PR-U												0.035



YEAR ANEE AÑO	CYL	ENGINE MOTEUR MOTOR	NOTES/NOTAS	OE Types						Twin-Tip (TT) Technology				High Performance		GAP ECART. BRECHA		
				U-GROOVE (Standard)		DOUBLE PLATINUM		IRIDIUM LONG-LIFE		PLATINUM TT		IRIDIUM TT		IRIDIUM POWER / IRIDIUM RACING				
				STOCK STOCK BOLSA	PLUG BOUGIE BUJIA	STOCK STOCK BOLSA	PLUG BOUGIE BUJIA	STOCK STOCK BOLSA	PLUG BOUGIE BUJIA	STOCK STOCK BOLSA	PLUG BOUGIE BUJIA	STOCK STOCK BOLSA	PLUG BOUGIE BUJIA	STOCK STOCK BOLSA	PLUG BOUGIE BUJIA			
MERCURY [continued]																		
COMET [continued]																		
1963-1960	L6-2.4			5013	MA20PR-U												0.035	
COMMUTER																		
1968	V8-6.4	X		5013	MA20PR-U												0.035	
1968	V8-6.4	Z		5013	MA20PR-U												0.035	
1968	V8-7.0	Q		5013	MA20PR-U												0.035	
1967-1965	V8-7.0			5008	MA16PR-U												0.035	
1967-1964	V8-6.4			5013	MA20PR-U												0.035	
1967	V8-4.7			5008	MA16PR-U												0.035	
1967	V8-7.0			5013	MA20PR-U												0.035	
1962-1961	V8-6.4			5013	MA20PR-U												0.035	
1961	V8-4.8			5013	MA20PR-U												0.035	
1961	V8-5.8			5013	MA20PR-U												0.035	
1960-1957	V8-5.1			5013	MA20PR-U												0.035	
1959	V8-7.0			5008	MA16PR-U												0.035	
COUGAR																		
2002-1999	L4-2.0	3				5068	PT16VR13					4513	PTV16TT	4718	ITV16TT	5338	ITV16	0.050
2002-1999	V6-2.5	L		5023	T16EPR-U15	5070	PT16EPR-L13					4511	PT16TT	4713	IT16TT	5325	IT16	0.050
2001	V6-2.5	G		5023	T16EPR-U15	5070	PT16EPR-L13					4511	PT16TT	4713	IT16TT	5325	IT16	0.050
1997-1996	V8-4.6	W		5023	T16EPR-U15	5070	PT16EPR-L13					4511	PT16TT	4713	IT16TT	5325	IT16	0.050
1997-1994	V6-3.8	4				5077	PTJ16R15	5090	ZTJ16R10			4511	PT16TT	4713	IT16TT	5325	IT16	0.060
1995-1994	V8-4.6	W		5032	T20EPR-U							4512	PT20TT	4714	IT20TT	5326	IT20	0.032
1993-1991	V8-5.0	T		5025	T16PR-U							4509	PTF16TT	4715	ITF16TT	5330	ITF16	0.035
1993-1987	V6-3.8	4		5047	T16NR-U11													0.044
1990	V6-3.8	R	S			5077	PTJ16R15	5090	ZTJ16R10			4511	PT16TT	4713	IT16TT	5325	IT16	0.060
1989	V6-3.8	R	S	5047	T16NR-U11													0.044
1988-1986	V8-5.0	F		5047	T16NR-U11													0.044
1987-1984	V6-3.8	3		5047	T16NR-U11													0.044
1986-1984	L4-2.3	W	T	5032	T20EPR-U							4512	PT20TT	4714	IT20TT	5326	IT20	0.032
1985	V8-5.0	F		5020	T14PR-U							4509	PTF16TT	4715	ITF16TT	5330	ITF16	0.035
1984-1983	V8-5.0	F		5027	T16PR-U15							4509	PTF16TT	4715	ITF16TT	5330	ITF16	0.060
1983-1982	V6-3.8	3		5022	T16EPR-U	5091	PT16EPR10					4511	PT16TT	4713	IT16TT	5325	IT16	0.032
1982-1981	L6-3.3	B		5006	MA9PR-U													0.035
1982-1980	V8-4.2	D		5027	T16PR-U15							4509	PTF16TT	4715	ITF16TT	5330	ITF16	0.060
1981-1977	V8-5.0	F		5027	T16PR-U15							4509	PTF16TT	4715	ITF16TT	5330	ITF16	0.060
1981	L4-2.3	A		5022	T16EPR-U	5091	PT16EPR10					4511	PT16TT	4713	IT16TT	5325	IT16	0.032
1980	L6-3.3	B		5008	MA16PR-U													0.035
1979-1975	V8-5.8	H		5026	T16PR-U11							4509	PTF16TT	4715	ITF16TT	5330	ITF16	0.044
1978-1977	V8-6.6	S		5027	T16PR-U15							4509	PTF16TT	4715	ITF16TT	5330	ITF16	0.060
1976-1974	V8-6.6	S		5026	T16PR-U11							4509	PTF16TT	4715	ITF16TT	5330	ITF16	0.044
1976-1973	V8-7.5	A		5026	T16PR-U11							4509	PTF16TT	4715	ITF16TT	5330	ITF16	0.044
1974-1973	V8-5.8	Q		5025	T16PR-U							4509	PTF16TT	4715	ITF16TT	5330	ITF16	0.035



YEAR ANNEE AÑO	CYL	ENGINE MOTEUR MOTOR	NOTES/NOTAS	OE Types						Twin-Tip (TT) Technology				High Performance		GAP ECART. BRECHA	
				U-GROOVE (Standard)		DOUBLE PLATINUM		IRIDIUM LONG-LIFE		PLATINUM TT		IRIDIUM TT		IRIDIUM POWER / IRIDIUM RACING			
				STOCK STOCK BOLSA	PLUG BOUGIE BUJIA	STOCK STOCK BOLSA	PLUG BOUGIE BUJIA	STOCK STOCK BOLSA	PLUG BOUGIE BUJIA	STOCK STOCK BOLSA	PLUG BOUGIE BUJIA	STOCK STOCK BOLSA	PLUG BOUGIE BUJIA	STOCK STOCK BOLSA	PLUG BOUGIE BUJIA		
MERCURY [continued]																	
COUGAR [continued]																	
1974	V8-5.8	H		5025	T16PR-U						4509	PTF16TT	4715	ITF16TT	5330	ITF16	0.035
1973	V8-5.8	H		5008	MA16PR-U												0.035
1973	V8-6.6	S		5025	T16PR-U						4509	PTF16TT	4715	ITF16TT	5330	ITF16	0.035
1972-1970	V8-5.8	H		5025	T16PR-U						4509	PTF16TT	4715	ITF16TT	5330	ITF16	0.035
1972	V8-5.8	Q		5008	MA16PR-U												0.035
1971	V8-5.8	M		5025	T16PR-U						4509	PTF16TT	4715	ITF16TT	5330	ITF16	0.035
1971	V8-7.0	C		5013	MA20PR-U												0.035
1971	V8-7.0	J		5013	MA20PR-U												0.035
1970-1969	V8-5.0	G		5008	MA16PR-U												0.035
1970-1969	V8-7.0	Q		5013	MA20PR-U												0.035
1970-1968	V8-7.0	R		5013	MA20PR-U												0.035
1970	V8-5.8	M	Exc. XR-7,	5025	T16PR-U						4509	PTF16TT	4715	ITF16TT	5330	ITF16	0.035
1970	V8-5.8	M	XR-7,	5008	MA16PR-U												0.035
1970	V8-7.0	Z		5013	MA20PR-U												0.035
1969-1968	V8-6.4	S		5013	MA20PR-U												0.035
1969	V8-5.8	H		5008	MA16PR-U												0.035
1969	V8-5.8	M		5008	MA16PR-U												0.035
1968	V8-4.7	C		5008	MA16PR-U												0.035
1968	V8-5.0	F		5008	MA16PR-U												0.035
1968	V8-5.0	J		5008	MA16PR-U												0.035
1968	V8-6.4	X		5013	MA20PR-U												0.035
1968	V8-7.0	W		5013	MA20PR-U												0.035
1967	V8-4.7			5008	MA16PR-U												0.035
1967	V8-6.4			5013	MA20PR-U												0.035
COUNTRY CRUISER																	
1963	L6-3.3			5008	MA16PR-U												0.035
1963	V8-3.6			5008	MA16PR-U												0.035
1960-1959	V8-5.1			5013	MA20PR-U												0.035
1959	V8-7.0			5008	MA16PR-U												0.035
CUSTOM																	
1956	V8-5.1			5013	MA20PR-U												0.035
1955	V8-4.8			5013	MA20PR-U												0.035
CYCLONE																	
1971-1970	V8-5.8	H		5025	T16PR-U						4509	PTF16TT	4715	ITF16TT	5330	ITF16	0.035
1971-1970	V8-7.0	C		5013	MA20PR-U												0.035
1971	V8-5.8	M		5025	T16PR-U						4509	PTF16TT	4715	ITF16TT	5330	ITF16	0.035
1970-1969	V8-5.8	M		5008	MA16PR-U												0.035
1970-1968	V8-5.0	F		5008	MA16PR-U												0.035
1969-1968	V8-7.0	R		5013	MA20PR-U												0.035
1969	V8-5.8	H		5008	MA16PR-U												0.035
1969	V8-6.4	S		5008	MA16PR-U												0.035



YEAR ANNEE AÑO	CYL	ENGINE MOTEUR MOTOR	NOTES/NOTAS	OE Types						Twin-Tip (TT) Technology				High Performance		GAP ECART. BRECHA	
				U-GROOVE (Standard)		DOUBLE PLATINUM		IRIDIUM LONG-LIFE		PLATINUM TT		IRIDIUM TT		IRIDIUM POWER / IRIDIUM RACING			
				STOCK STOCK BOLSA	PLUG BOUGIE BUJIA	STOCK STOCK BOLSA	PLUG BOUGIE BUJIA	STOCK STOCK BOLSA	PLUG BOUGIE BUJIA	STOCK STOCK BOLSA	PLUG BOUGIE BUJIA	STOCK STOCK BOLSA	PLUG BOUGIE BUJIA	STOCK STOCK BOLSA	PLUG BOUGIE BUJIA		
MERCURY [continued]																	
CYCLONE [continued]																	
1968	V8-5.0	J		5008	MA16PR-U												0.035
1968	V8-6.4	S		5013	MA20PR-U												0.035
1968	V8-6.4	Y		5013	MA20PR-U												0.035
1968	V8-7.0	W		5013	MA20PR-U												0.035
1967-1964	V8-4.7			5008	MA16PR-U												0.035
1967	V8-6.4			5008	MA16PR-U												0.035
1966	V8-6.4			5013	MA20PR-U												0.035
1965	V8-7.0			5008	MA16PR-U												0.035
1964	L6-3.3			5008	MA16PR-U												0.035
1964	V8-4.3			5013	MA20PR-U												0.035
GRAND MARQUIS																	
2011	V8-4.6	V				5070	PT16EPR-L13			4511	PT16TT	4713	IT16TT	5325	IT16		0.050
2010-2006	V8-4.6	V		5023	T16EPR-U15	5070	PT16EPR-L13			4511	PT16TT	4713	IT16TT	5325	IT16		0.050
2008	V8-4.6											4713	IT16TT	5325	IT16		0.040
2007-1995	V8-4.6	W		5023	T16EPR-U15	5070	PT16EPR-L13			4511	PT16TT	4713	IT16TT	5325	IT16		0.050
1996	V8-4.6	6		5023	T16EPR-U15	5070	PT16EPR-L13			4511	PT16TT	4713	IT16TT	5325	IT16		0.050
1994-1992	V8-4.6	W		5032	T20EPR-U					4512	PT20TT	4714	IT20TT	5326	IT20		0.032
1991-1986	V8-5.0	F		5047	T16NR-U11												0.044
1989-1987	V8-5.8	G		5026	T16PR-U11					4509	PTF16TT	4715	ITF16TT	5330	ITF16		0.044
1986	V8-5.8	G		5025	T16PR-U					4509	PTF16TT	4715	ITF16TT	5330	ITF16		0.035
1985	V8-5.0	F		5020	T14PR-U					4509	PTF16TT	4715	ITF16TT	5330	ITF16		0.035
1985	V8-5.8	G		5027	T16PR-U15					4509	PTF16TT	4715	ITF16TT	5330	ITF16		0.060
1984-1983	V8-5.8	G		5026	T16PR-U11					4509	PTF16TT	4715	ITF16TT	5330	ITF16		0.044
1984-1979	V8-5.0	F		5027	T16PR-U15					4509	PTF16TT	4715	ITF16TT	5330	ITF16		0.060
1982-1981	V8-4.2	D		5027	T16PR-U15					4509	PTF16TT	4715	ITF16TT	5330	ITF16		0.060
1981-1980	V8-5.8	G		5036	T20PR-U11					4510	PTF20TT	4716	ITF20TT	5331	ITF20		0.044
1980	V8-5.8	G	Colony Park,	5027	T16PR-U15					4509	PTF16TT	4715	ITF16TT	5330	ITF16		0.060
1979-1978	V8-5.8	H		5026	T16PR-U11					4509	PTF16TT	4715	ITF16TT	5330	ITF16		0.044
1978-1976	V8-6.6	S		5027	T16PR-U15					4509	PTF16TT	4715	ITF16TT	5330	ITF16		0.060
1978-1975	V8-7.5	A		5026	T16PR-U11					4509	PTF16TT	4715	ITF16TT	5330	ITF16		0.044
1975	V8-6.6	S		5026	T16PR-U11					4509	PTF16TT	4715	ITF16TT	5330	ITF16		0.044
LN7																	
1983	L4-1.6	4		5032	T20EPR-U												0.032
1983	L4-1.6	5		5032	T20EPR-U												0.032
1982	L4-1.6	2		5016	Q16PR-U11	3005	PQ16R			4507	PQ16TT	4706	IQ16TT	5301	IQ16		0.044
1982	L4-1.6	4		5016	Q16PR-U11	3005	PQ16R			4507	PQ16TT	4706	IQ16TT	5301	IQ16		0.044
LYNX																	
1987-1986	L4-1.9	J		5033	T20EPR-U15					4512	PT20TT	4714	IT20TT	5326	IT20		0.060
1987-1985	L4-1.9	9		5023	T16EPR-U15	5070	PT16EPR-L13			4511	PT16TT	4713	IT16TT	5325	IT16		0.060
1985	L4-1.6	2		5032	T20EPR-U												0.032
1985	L4-1.6	4		5032	T20EPR-U					4512	PT20TT	4714	IT20TT	5326	IT20		0.032



YEAR ANNEE AÑO	CYL	ENGINE MOTEUR MOTOR	NOTES/NOTAS	OE Types						Twin-Tip (TT) Technology				High Performance		GAP ECART. BRECHA
				U-GROOVE (Standard)		DOUBLE PLATINUM		IRIDIUM LONG-LIFE		PLATINUM TT		IRIDIUM TT		IRIDIUM POWER / IRIDIUM RACING		
				STOCK STOCK BOLSA	PLUG BOUGIE BUJIA	STOCK STOCK BOLSA	PLUG BOUGIE BUJIA	STOCK STOCK BOLSA	PLUG BOUGIE BUJIA	STOCK STOCK BOLSA	PLUG BOUGIE BUJIA	STOCK STOCK BOLSA	PLUG BOUGIE BUJIA	STOCK STOCK BOLSA	PLUG BOUGIE BUJIA	
MERCURY [continued]																
LYNX [continued]																
1984-1983	L4-1.6	4		5022	T16EPR-U	5091	PT16EPR10			4511	PT16TT					0.032
1984-1983	L4-1.6	2		5032	T20EPR-U							4713	IT16TT	5325	IT16	0.032
1984	L4-1.6	5	Exc. LTS, RS,	5032	T20EPR-U					4512	PT20TT	4714	IT20TT	5326	IT20	0.032
1984	L4-1.6	5	LTS, RS,	5032	T20EPR-U											0.032
1983	L4-1.6	5		5032	T20EPR-U											0.032
1982	L4-1.6	2		5022	T16EPR-U	5091	PT16EPR10			4511	PT16TT	4713	IT16TT	5325	IT16	0.032
1982	L4-1.6	4		5022	T16EPR-U	5091	PT16EPR10			4511	PT16TT	4713	IT16TT	5325	IT16	0.032
1981	L4-1.6	2		5016	Q16PR-U11	3005	PQ16R			4507	PQ16TT	4706	IQ16TT	5301	IQ16	0.044
MARAUDER																
2004	V8-4.6	V		5023	T16EPR-U15	5070	PT16EPR-L13			4511	PT16TT	4713	IT16TT	5325	IT16	0.050
2003	V8-4.6			5023	T16EPR-U15	5070	PT16EPR-L13			4511	PT16TT	4713	IT16TT	5325	IT16	0.050
1970	V8-6.4	Y		5008	MA16PR-U											0.035
1970	V8-7.0	K		5013	MA20PR-U											0.035
1970	V8-7.0	N	Exc. X-100,	5008	MA16PR-U											0.035
1970	V8-7.0	N	X-100,	5013	MA20PR-U											0.035
1969	V8-6.4	X		5013	MA20PR-U											0.035
1969	V8-7.0	K		5008	MA16PR-U											0.035
1969	V8-7.0	N		5013	MA20PR-U											0.035
1967-1963	V8-6.4			5013	MA20PR-U											0.035
1967	V8-6.4	H		5013	MA20PR-U											0.035
1967	V8-7.0	P		5008	MA16PR-U											0.035
1967	V8-7.0	R		5008	MA16PR-U											0.035
1965	V8-7.0			5008	MA16PR-U											0.035
MARINER																
2011-2009	L4-2.5	3				5068	PT16VR13			4513	PTV16TT	4718	ITV16TT	5338	ITV16	0.050
2011-2009	L4-2.5	7				5068	PT16VR13			4513	PTV16TT	4718	ITV16TT	5338	ITV16	0.050
2011-2009	V6-3.0	G				5091	PT16EPR10			4511	PT16TT	4713	IT16TT	5325	IT16	0.040
2011	L4-2.5											4718	ITV16TT	5338	ITV16	0.040
2008-2007	V6-3.0	1		5023	T16EPR-U15	5070	PT16EPR-L13			4511	PT16TT	4713	IT16TT	5325	IT16	0.050
2008	L4-2.3	H		5023	T16EPR-U15	5092	PT16EPR13			4511	PT16TT	4713	IT16TT	5325	IT16	0.050
2008	L4-2.3	Z		5023	T16EPR-U15	5092	PT16EPR13			4511	PT16TT	4713	IT16TT	5325	IT16	0.050
2007	L4-2.3	H										4713	IT16TT	5325	IT16	0.040
2007	L4-2.3	Z										4713	IT16TT	5325	IT16	0.040
2006-2005	L4-2.3	Z		5023	T16EPR-U15	5092	PT16EPR13			4511	PT16TT	4713	IT16TT	5325	IT16	0.050
2006-2005	V6-3.0	1		5023	T16EPR-U15	5070	PT16EPR-L13			4511	PT16TT	4713	IT16TT	5325	IT16	0.060
2006	L4-2.3	H		5023	T16EPR-U15	5092	PT16EPR13			4511	PT16TT	4713	IT16TT	5325	IT16	0.050
MARQUIS																
1986-1984	V6-3.8	3		5047	T16NR-U11											0.044
1986-1983	L4-2.3	A		5047	T16NR-U11											0.044
1985	V8-5.0	M		5020	T14PR-U											0.035
1984-1983	L4-2.3	6		5047	T16NR-U11											0.044



YEAR ANNEE AÑO	CYL	ENGINE MOTEUR MOTOR	NOTES/NOTAS	OE Types						Twin-Tip (TT) Technology				High Performance		GAP ECART. BRECHA	
				U-GROOVE (Standard)		DOUBLE PLATINUM		IRIDIUM LONG-LIFE		PLATINUM TT		IRIDIUM TT		IRIDIUM POWER / IRIDIUM RACING			
				STOCK STOCK BOLSA	PLUG BOUGIE BUJIA	STOCK STOCK BOLSA	PLUG BOUGIE BUJIA	STOCK STOCK BOLSA	PLUG BOUGIE BUJIA	STOCK STOCK BOLSA	PLUG BOUGIE BUJIA	STOCK STOCK BOLSA	PLUG BOUGIE BUJIA	STOCK STOCK BOLSA	PLUG BOUGIE BUJIA		
MERCURY [continued]																	
MARQUIS [continued]																	
1984	V6-3.8	C		5047	T16NR-U11												0.044
1983	L6-3.3	X		5006	MA9PR-U												0.035
1983	V6-3.8	3		5022	T16EPR-U	5091	PT16EPR10			4511	PT16TT	4713	IT16TT	5325	IT16		0.032
1982-1981	V8-4.2	D		5027	T16PR-U15					4509	PTF16TT	4715	ITF16TT	5330	ITF16		0.060
1982-1979	V8-5.0	F		5027	T16PR-U15					4509	PTF16TT	4715	ITF16TT	5330	ITF16		0.060
1981	V8-5.8	G		5036	T20PR-U11					4510	PTF20TT	4716	ITF20TT	5331	ITF20		0.044
1980	V8-5.8	G		5026	T16PR-U11					4509	PTF16TT	4715	ITF16TT	5330	ITF16		0.044
1979-1978	V8-5.8	H		5026	T16PR-U11					4509	PTF16TT	4715	ITF16TT	5330	ITF16		0.044
1978-1977	V8-6.6	S		5027	T16PR-U15					4509	PTF16TT	4715	ITF16TT	5330	ITF16		0.060
1978-1973	V8-7.5	A		5026	T16PR-U11					4509	PTF16TT	4715	ITF16TT	5330	ITF16		0.044
1978	V8-7.5	C		5026	T16PR-U11					4509	PTF16TT	4715	ITF16TT	5330	ITF16		0.044
1976	V8-6.6	S								4509	PTF16TT	4715	ITF16TT	5330	ITF16		0.040
1976	V8-6.6	S	Colony Park,	5027	T16PR-U15												0.060
1976	V8-6.6	S	Except Colony Park,	5026	T16PR-U11												0.044
1976	V8-7.5	C		5026	T16PR-U11					4509	PTF16TT	4715	ITF16TT	5330	ITF16		0.044
1975-1974	V8-6.6	S		5026	T16PR-U11					4509	PTF16TT	4715	ITF16TT	5330	ITF16		0.044
1973-1972	V8-6.6	S		5025	T16PR-U					4509	PTF16TT	4715	ITF16TT	5330	ITF16		0.035
1973-1972	V8-7.0	N		5025	T16PR-U					4509	PTF16TT	4715	ITF16TT	5330	ITF16		0.035
1973-1971	V8-5.8	H		5025	T16PR-U					4509	PTF16TT	4715	ITF16TT	5330	ITF16		0.035
1972	V8-7.5	A		5008	MA16PR-U												0.035
1971	V8-6.6	S		5008	MA16PR-U												0.035
1971	V8-7.0	K		5013	MA20PR-U												0.035
1971	V8-7.0	N		5013	MA20PR-U												0.035
1970	V8-6.4	X		5008	MA16PR-U												0.035
1970	V8-7.0	N	Brougham,	5008	MA16PR-U												0.035
1970	V8-7.0	K	Brougham,	5013	MA20PR-U												0.035
1970	V8-7.0	K	Exc. Brougham,	5008	MA16PR-U												0.035
1970	V8-7.0	N	Exc. Brougham,	5013	MA20PR-U												0.035
1969	V8-6.4	X		5013	MA20PR-U												0.035
1969	V8-7.0	K		5008	MA16PR-U												0.035
1969	V8-7.0	N		5013	MA20PR-U												0.035
1969	V8-7.0	P		5013	MA20PR-U												0.035
1968	V8-6.4	Y		5013	MA20PR-U												0.035
1968	V8-6.4	Z		5013	MA20PR-U												0.035
1968	V8-7.0	Q		5013	MA20PR-U												0.035
1967	V8-7.0			5008	MA16PR-U												0.035
1967	V8-7.0			5013	MA20PR-U												0.035
MEDALIST																	
1958	V8-5.1			5013	MA20PR-U												0.035
1956	V8-5.1			5013	MA20PR-U												0.035



YEAR ANNEE AÑO	CYL	ENGINE MOTEUR MOTOR	NOTES/NOTAS	OE Types						Twin-Tip (TT) Technology				High Performance		GAP ECART. BRECHA	
				U-GROOVE (Standard)		DOUBLE PLATINUM		IRIDIUM LONG-LIFE		PLATINUM TT		IRIDIUM TT		IRIDIUM POWER / IRIDIUM RACING			
				STOCK STOCK BOLSA	PLUG BOUGIE BUJIA	STOCK STOCK BOLSA	PLUG BOUGIE BUJIA	STOCK STOCK BOLSA	PLUG BOUGIE BUJIA	STOCK STOCK BOLSA	PLUG BOUGIE BUJIA	STOCK STOCK BOLSA	PLUG BOUGIE BUJIA	STOCK STOCK BOLSA	PLUG BOUGIE BUJIA		
MERCURY [continued]																	
METEOR																	
1963-1962	V8-3.6			5008	MA16PR-U												0.035
1963-1961	L6-2.8			5008	MA16PR-U												0.035
1963	L6-3.3			5008	MA16PR-U												0.035
1961	V8-4.8			5013	MA20PR-U												0.035
1961	V8-5.8			5013	MA20PR-U												0.035
1961	V8-6.4			5013	MA20PR-U												0.035
MILAN																	
2011	L4-2.5	3				5068	PT16VR13					4718	ITV16TT	5338	ITV16		0.050
2011	L4-2.5	A				5068	PT16VR13					4718	ITV16TT	5338	ITV16		0.050
2011	V6-3.0	99G		5022	T16EPR-U	5091	PT16EPR10			4511	PT16TT	4713	IT16TT	5325	IT16		0.032
2010	L4-2.5	3				5068	PT16VR13			4513	PTV16TT	4718	ITV16TT	5338	ITV16		0.050
2010	L4-2.5	A				5068	PT16VR13			4513	PTV16TT	4718	ITV16TT	5338	ITV16		0.050
2010	V6-3.0	G				5091	PT16EPR10			4511	PT16TT	4713	IT16TT	5325	IT16		0.040
2009-2008	V6-3.0	1		5023	T16EPR-U15	5070	PT16EPR-L13			4511	PT16TT	4713	IT16TT	5325	IT16		0.060
2009-2006	L4-2.3	Z				5068	PT16VR13			4513	PTV16TT	4718	ITV16TT	5338	ITV16		0.050
2007-2006	V6-3.0	1		5023	T16EPR-U15	5070	PT16EPR-L13			4511	PT16TT	4713	IT16TT	5325	IT16		0.060
MONARCH																	
1980-1975	V8-5.0	F		5027	T16PR-U15					4509	PTF16TT	4715	ITF16TT	5330	ITF16		0.060
1980	L6-4.1	C		5008	MA16PR-U												0.035
1980	V8-4.2	D		5027	T16PR-U15					4509	PTF16TT	4715	ITF16TT	5330	ITF16		0.060
1979-1975	L6-4.1	L		5008	MA16PR-U												0.035
1977-1975	L6-3.3	T		5008	MA16PR-U												0.035
1977-1975	V8-5.8	H		5026	T16PR-U11					4509	PTF16TT	4715	ITF16TT	5330	ITF16		0.044
MONTCLAIR																	
1968	V8-6.4	X		5013	MA20PR-U												0.035
1968	V8-6.4	Z		5013	MA20PR-U												0.035
1968	V8-7.0	P		5013	MA20PR-U												0.035
1968	V8-7.0	Q		5013	MA20PR-U												0.035
1967-1966	V8-7.0			5008	MA16PR-U												0.035
1967-1964	V8-6.4			5013	MA20PR-U												0.035
1967	V8-7.0			5013	MA20PR-U												0.035
1966-1965	V8-7.0			5008	MA16PR-U												0.035
1960-1956	V8-5.1			5013	MA20PR-U												0.035
1959-1958	V8-7.0			5008	MA16PR-U												0.035
1955	V8-4.8			5013	MA20PR-U												0.035
MONTEGO																	
2007	V6-3.0	1		5023	T16EPR-U15	5070	PT16EPR-L13			4511	PT16TT	4713	IT16TT	5325	IT16		0.050
2006	V6-3.0	1		5023	T16EPR-U15	5070	PT16EPR-L13			4511	PT16TT	4713	IT16TT	5325	IT16		0.060
2005	V6-3.0			5023	T16EPR-U15	5070	PT16EPR-L13			4511	PT16TT	4713	IT16TT	5325	IT16		0.060
1976-1975	V8-5.8	H		5026	T16PR-U11					4509	PTF16TT	4715	ITF16TT	5330	ITF16		0.044



YEAR ANEE AÑO	CYL	ENGINE MOTEUR MOTOR	NOTES/NOTAS	OE Types						Twin-Tip (TT) Technology				High Performance		GAP ECART. BRECHA	
				U-GROOVE (Standard)		DOUBLE PLATINUM		IRIDIUM LONG-LIFE		PLATINUM TT		IRIDIUM TT		IRIDIUM POWER / IRIDIUM RACING			
				STOCK STOCK BOLSA	PLUG BOUGIE BUJIA	STOCK STOCK BOLSA	PLUG BOUGIE BUJIA	STOCK STOCK BOLSA	PLUG BOUGIE BUJIA	STOCK STOCK BOLSA	PLUG BOUGIE BUJIA	STOCK STOCK BOLSA	PLUG BOUGIE BUJIA	STOCK STOCK BOLSA	PLUG BOUGIE BUJIA		
MERCURY [continued]																	
MONTEGO [continued]																	
1976-1974	V8-6.6	S		5026	T16PR-U11						4509	PTF16TT	4715	ITF16TT	5330	ITF16	0.044
1976-1974	V8-7.5	A		5026	T16PR-U11						4509	PTF16TT	4715	ITF16TT	5330	ITF16	0.044
1974-1973	V8-5.8	Q		5025	T16PR-U						4509	PTF16TT	4715	ITF16TT	5330	ITF16	0.035
1974-1969	L6-4.1	L		5008	MA16PR-U												0.035
1974	V8-5.0	F		5008	MA16PR-U												0.035
1974	V8-5.8	H	Base, MX Brougham,	5025	T16PR-U						4509	PTF16TT	4715	ITF16TT	5330	ITF16	0.035
1974	V8-5.8	H	MX, Villager,	5008	MA16PR-U												0.035
1973-1972	V8-5.0	F		5008	MA16PR-U												0.035
1973-1972	V8-6.6	S		5025	T16PR-U						4509	PTF16TT	4715	ITF16TT	5330	ITF16	0.035
1973-1972	V8-7.0	N		5025	T16PR-U						4509	PTF16TT	4715	ITF16TT	5330	ITF16	0.035
1973	V8-5.0	F	GT, Base,	5008	MA16PR-U												0.035
1973	V8-5.0	F	MX, MX Brougham, Villager,								4509	PTF16TT					0.040
1973	V8-5.8	H	Base, GT, MX,	5008	MA16PR-U												0.035
1973	V8-5.8	H	MX Brougham, Villager,	5025	T16PR-U						4509	PTF16TT	4715	ITF16TT	5330	ITF16	0.035
1973	V8-7.5	C		5026	T16PR-U11						4509	PTF16TT	4715	ITF16TT	5330	ITF16	0.044
1972-1970	V8-5.8	H		5025	T16PR-U						4509	PTF16TT	4715	ITF16TT	5330	ITF16	0.035
1972	V8-5.0	F	GT & MX Brougham,	5008	MA16PR-U												0.035
1972	V8-5.8	Q		5008	MA16PR-U												0.035
1971-1968	V8-5.0	F		5008	MA16PR-U												0.035
1971	V8-5.8	M		5025	T16PR-U						4509	PTF16TT	4715	ITF16TT	5330	ITF16	0.035
1971	V8-7.0	J		5013	MA20PR-U												0.035
1970	V8-5.8	M	Base,	5008	MA16PR-U												0.035
1970	V8-5.8	M	MX, MX Brougham, Villager,	5025	T16PR-U						4509	PTF16TT	4715	ITF16TT	5330	ITF16	0.035
1970	V8-7.0	N		5008	MA16PR-U												0.035
1969-1968	V8-6.4	S		5013	MA20PR-U												0.035
1969	V8-5.8	H		5008	MA16PR-U												0.035
1969	V8-5.8	M		5008	MA16PR-U												0.035
1969	V8-7.0	R		5013	MA20PR-U												0.035
1968	L6-3.3	T		5008	MA16PR-U												0.035
1968	V8-5.0	J		5008	MA16PR-U												0.035
1968	V8-6.4	Y		5013	MA20PR-U												0.035
1968	V8-7.0	Q		5013	MA20PR-U												0.035
1968	V8-7.0	W		5013	MA20PR-U												0.035
MONTEREY																	
2007	V6-4.2	2		5023	T16EPR-U15	5070	PT16EPR-L13				4511	PT16TT	4713	IT16TT	5325	IT16	0.050
2006-2004	V6-4.2	2				5070	PT16EPR-L13				4511	PT16TT	4713	IT16TT	5325	IT16	0.050
1974-1973	V8-7.5	A		5026	T16PR-U11						4509	PTF16TT	4715	ITF16TT	5330	ITF16	0.044



YEAR ANNEE AÑO	CYL	ENGINE MOTEUR MOTOR	NOTES/NOTAS	OE Types						Twin-Tip (TT) Technology				High Performance		GAP ECART. BRECHA	
				U-GROOVE (Standard)		DOUBLE PLATINUM		IRIDIUM LONG-LIFE		PLATINUM TT		IRIDIUM TT		IRIDIUM POWER / IRIDIUM RACING			
				STOCK STOCK BOLSA	PLUG BOUGIE BUJIA	STOCK STOCK BOLSA	PLUG BOUGIE BUJIA	STOCK STOCK BOLSA	PLUG BOUGIE BUJIA	STOCK STOCK BOLSA	PLUG BOUGIE BUJIA	STOCK STOCK BOLSA	PLUG BOUGIE BUJIA	STOCK STOCK BOLSA	PLUG BOUGIE BUJIA		
MERCURY [continued]																	
MONTEREY [continued]																	
1974	V8-6.6	S		5026	T16PR-U11						4509	PTF16TT	4715	ITF16TT	5330	ITF16	0.044
1974	V8-7.5	C		5026	T16PR-U11						4509	PTF16TT	4715	ITF16TT	5330	ITF16	0.044
1973-1972	V8-7.0	N		5025	T16PR-U						4509	PTF16TT	4715	ITF16TT	5330	ITF16	0.035
1973-1971	V8-6.6	S		5025	T16PR-U						4509	PTF16TT	4715	ITF16TT	5330	ITF16	0.035
1973	V8-5.8	H		5008	MA16PR-U												0.035
1972-1971	V8-5.8	H		5025	T16PR-U						4509	PTF16TT	4715	ITF16TT	5330	ITF16	0.035
1972	V8-7.5	A		5008	MA16PR-U												0.035
1971-1969	V8-7.0	K		5013	MA20PR-U												0.035
1971-1969	V8-7.0	N		5013	MA20PR-U												0.035
1970-1968	V8-7.0	P		5013	MA20PR-U												0.035
1970	V8-6.4	X		5008	MA16PR-U												0.035
1969-1968	V8-6.4	X		5013	MA20PR-U												0.035
1969	V8-6.4	S		5013	MA20PR-U												0.035
1968	V8-6.4	Z		5013	MA20PR-U												0.035
1967-1965	V8-7.0			5008	MA16PR-U												0.035
1967-1962	V8-6.4			5013	MA20PR-U												0.035
1967	V8-7.0			5013	MA20PR-U												0.035
1962-1961	V8-4.8			5013	MA20PR-U												0.035
1962-1961	V8-5.8			5013	MA20PR-U												0.035
1960-1956	V8-5.1			5013	MA20PR-U												0.035
1959	V8-7.0			5008	MA16PR-U												0.035
1955	V8-4.8			5013	MA20PR-U												0.035
MOUNTAINEER																	
2010-2007	V6-4.0	E		5033	T20EPR-U15						4512	PT20TT	4714	IT20TT	5326	IT20	0.060
2006-2004	V6-4.0	E		5023	T16EPR-U15	5070	PT16EPR-L13				4511	PT16TT	4713	IT16TT	5325	IT16	0.050
2005-2002	V6-4.0	K		5023	T16EPR-U15	5070	PT16EPR-L13				4511	PT16TT	4713	IT16TT	5325	IT16	0.050
2005-2002	V8-4.6	W		5023	T16EPR-U15	5070	PT16EPR-L13				4511	PT16TT	4713	IT16TT	5325	IT16	0.050
2002-1998	V6-4.0	E		5023	T16EPR-U15	5070	PT16EPR-L13				4511	PT16TT	4713	IT16TT	5325	IT16	0.050
2001-1997	V8-5.0	P		5023	T16EPR-U15	5070	PT16EPR-L13				4511	PT16TT	4713	IT16TT	5325	IT16	0.050
MYSTIQUE																	
2000-1997	L4-2.0	3				5068	PT16VR13				4513	PTV16TT	4718	ITV16TT	5338	ITV16	0.050
2000-1996	V6-2.5	L		5023	T16EPR-U15	5070	PT16EPR-L13				4511	PT16TT	4713	IT16TT	5325	IT16	0.050
1996	L4-2.0	3									4513	PTV16TT	4719	ITV20TT	5339	ITV20	0.040
1995	L4-2.0	3				5068	PT16VR13						4719	ITV20TT	5339	ITV20	0.050
1995	V6-2.5	L		5023	T16EPR-U15	5070	PT16EPR-L13				4511	PT16TT	4713	IT16TT	5325	IT16	0.050
PARK LANE																	
1968	V8-6.4	X		5013	MA20PR-U												0.035
1968	V8-6.4	Z		5013	MA20PR-U												0.035
1968	V8-7.0	Q		5013	MA20PR-U												0.035
1967-1966	V8-7.0			5008	MA16PR-U												0.035
1967	V8-7.0			5013	MA20PR-U												0.035



YEAR ANEE AÑO	CYL	ENGINE MOTEUR MOTOR	NOTES/NOTAS	OE Types						Twin-Tip (TT) Technology				High Performance		GAP ECART. BRECHA	
				U-GROOVE (Standard)		DOUBLE PLATINUM		IRIDIUM LONG-LIFE		PLATINUM TT		IRIDIUM TT		IRIDIUM POWER / IRIDIUM RACING			
				STOCK STOCK BOLSA	PLUG BOUCIE BUJIA	STOCK STOCK BOLSA	PLUG BOUCIE BUJIA	STOCK STOCK BOLSA	PLUG BOUCIE BUJIA	STOCK STOCK BOLSA	PLUG BOUCIE BUJIA	STOCK STOCK BOLSA	PLUG BOUCIE BUJIA	STOCK STOCK BOLSA	PLUG BOUCIE BUJIA		
MERCURY [continued]																	
PARK LANE [continued]																	
1966-1965	V8-7.0			5008	MA16PR-U												0.035
1966-1964	V8-6.4			5013	MA20PR-U												0.035
1960	V8-7.0			5013	MA20PR-U												0.035
1959-1958	V8-7.0			5008	MA16PR-U												0.035
1959	V8-5.1			5013	MA20PR-U												0.035
S-55																	
1966	V8-7.0			5008	MA16PR-U												0.035
SABLE																	
2009-2008	V6-3.5	W									4719	ITV20TT	5339	ITV20			0.040
2005-2003	V6-3.0	2		5023	T16EPR-U15	5070	PT16EPR-L13			4511	PT16TT	4713	IT16TT	5325	IT16		0.050
2005	V6-3.0			5023	T16EPR-U15	5070	PT16EPR-L13			4511	PT16TT	4713	IT16TT	5325	IT16		0.050
2004-1996	V6-3.0	5		5023	T16EPR-U15	5070	PT16EPR-L13			4511	PT16TT	4713	IT16TT	5325	IT16		0.050
2004-1988	V6-3.0	U		5023	T16EPR-U15	5070	PT16EPR-L13			4511	PT16TT	4713	IT16TT	5325	IT16		0.050
2001	V6-3.0	2		5023	T16EPR-U15	5070	PT16EPR-L13			4511	PT16TT	4713	IT16TT	5325	IT16		0.050
1995-1993	V6-3.8	4				5077	PTJ16R15	5090	ZTJ16R10	4511	PT16TT	4713	IT16TT	5325	IT16		0.060
1992-1988	V6-3.8	4		5047	T16NR-U11												0.044
1987-1986	V6-3.0	U		5032	T20EPR-U					4512	PT20TT	4714	IT20TT	5326	IT20		0.032
1986	L4-2.5	D		5032	T20EPR-U					4512	PT20TT	4714	IT20TT	5326	IT20		0.032
TOPAZ																	
1994-1992	V6-3.0	U								4511	PT16TT	4713	IT16TT	5325	IT16		0.040
1994-1985	L4-2.3	X		5022	T16EPR-U	5091	PT16EPR10			4511	PT16TT	4713	IT16TT	5325	IT16		0.032
1991-1988	L4-2.3	S		5022	T16EPR-U	5091	PT16EPR10			4511	PT16TT	4713	IT16TT	5325	IT16		0.032
1987-1985	L4-2.3	S		5032	T20EPR-U					4512	PT20TT	4714	IT20TT	5326	IT20		0.032
1984	L4-2.3	R		5032	T20EPR-U					4512	PT20TT	4714	IT20TT	5326	IT20		0.032
TRACER																	
1999-1997	L4-2.0	P				5077	PTJ16R15	5090	ZTJ16R10	4511	PT16TT	4713	IT16TT	5325	IT16		0.060
1996-1994	L4-1.9	J				5077	PTJ16R15	5090	ZTJ16R10	4511	PT16TT	4713	IT16TT	5325	IT16		0.060
1996-1991	L4-1.8	8		3130	K16PR-U11	3174	PK16PR-P11	3395	SK16PR-L11	4503	PK16TT	4701	IK16TT	5303	IK16		0.044
1993-1991	L4-1.9	J		5023	T16EPR-U15	5070	PT16EPR-L13			4511	PT16TT	4713	IT16TT	5325	IT16		0.060
1989-1988	L4-1.6	5		3031	W16EXR-U	3004	P16R			4501	PW16TT	4708	IW16TT	5305	IW16		0.032
1987	L4-1.6	7		3032	W16EXR-U11	3004	P16R			4501	PW16TT	4708	IW16TT	5305	IW16		0.044
VILLAGER																	
2002-2000	V6-3.3	T		3130	K16PR-U11	3264	PK16PR11	3395	SK16PR-L11	4503	PK16TT	4701	IK16TT	5303	IK16		0.044
1999	V6-3.3			3130	K16PR-U11	3264	PK16PR11	3395	SK16PR-L11	4503	PK16TT	4701	IK16TT	5303	IK16		0.044
1998-1997	V6-3.0	1		3130	K16PR-U11	3264	PK16PR11	3395	SK16PR-L11	4503	PK16TT	4701	IK16TT	5303	IK16		0.044
1996-1993	V6-3.0	W		3130	K16PR-U11	3174	PK16PR-P11	3395	SK16PR-L11	4503	PK16TT	4701	IK16TT	5303	IK16		0.044
1967-1966	V8-6.4			5013	MA20PR-U												0.035
1967-1964	L6-3.3			5008	MA16PR-U												0.035
1967-1964	V8-4.7			5008	MA16PR-U												0.035
1965	V8-7.0			5008	MA16PR-U												0.035



YEAR ANNEE AÑO	CYL	ENGINE MOTEUR MOTOR	NOTES/NOTAS	OE Types						Twin-Tip (TT) Technology				High Performance		GAP ECART. BRECHA	
				U-GROOVE (Standard)		DOUBLE PLATINUM		IRIDIUM LONG-LIFE		PLATINUM TT		IRIDIUM TT		IRIDIUM POWER / IRIDIUM RACING			
				STOCK STOCK BOLSA	PLUG BOUGIE BUJIA	STOCK STOCK BOLSA	PLUG BOUGIE BUJIA	STOCK STOCK BOLSA	PLUG BOUGIE BUJIA	STOCK STOCK BOLSA	PLUG BOUGIE BUJIA	STOCK STOCK BOLSA	PLUG BOUGIE BUJIA	STOCK STOCK BOLSA	PLUG BOUGIE BUJIA		
MERCURY [continued]																	
VILLAGER [continued]																	
1964-1963	V8-4.3			5013	MA20PR-U												0.035
1963-1962	L6-2.4			5013	MA20PR-U												0.035
VOYAGER																	
1967-1966	L6-3.3			5008	MA16PR-U												0.035
1967-1966	V8-4.7			5008	MA16PR-U												0.035
1967-1966	V8-6.4			5013	MA20PR-U												0.035
1959-1958	V8-7.0			5008	MA16PR-U												0.035
1959	V8-5.1			5013	MA20PR-U												0.035
1957	V8-5.1			5013	MA20PR-U												0.035
ZEPHYR																	
1983	L4-2.3	A		5047	T16NR-U11												0.044
1983	L6-3.3	X		5006	MA9PR-U												0.035
1982-1981	L6-3.3	B		5006	MA9PR-U												0.035
1982-1980	L4-2.3	A		5022	T16EPR-U	5091	PT16EPR10			4511	PT16TT	4713	IT16TT	5325	IT16		0.032
1982-1980	V8-4.2	D		5027	T16PR-U15					4509	PTF16TT	4715	ITF16TT	5330	ITF16		0.060
1980	L6-3.3	B		5008	MA16PR-U												0.035
1979-1978	L4-2.3	Y		5022	T16EPR-U	5091	PT16EPR10			4511	PT16TT	4713	IT16TT	5325	IT16		0.032
1979-1978	L6-3.3	T		5008	MA16PR-U												0.035
1979-1978	V8-5.0	F		5027	T16PR-U15					4509	PTF16TT	4715	ITF16TT	5330	ITF16		0.060
MERKUR																	
SCORPIO																	
1989-1988	V6-2.9	V		5022	T16EPR-U	5091	PT16EPR10			4511	PT16TT	4713	IT16TT	5325	IT16		0.032
XR4TI																	
1989-1985	L4-2.3	W	T	5032	T20EPR-U					4512	PT20TT	4714	IT20TT	5326	IT20		0.032
MG																	
MGA																	
1962-1960	L4-1.6			3051	W20ES-U							4709	IW20TT	5306	IW20		0.032
1959-1956	L4-1.5			3051	W20ES-U							4709	IW20TT	5306	IW20		0.032
MGB																	
1981-1980	L4-1.8	J		3066	W20EXR-U	3229	P20R8			4502	PW20TT	4709	IW20TT	5306	IW20		0.032
1979-1974	L4-1.8	H		3066	W20EXR-U	3229	P20R8			4502	PW20TT	4709	IW20TT	5306	IW20		0.032
1973-1968	L4-1.8			3066	W20EXR-U	3229	P20R8			4502	PW20TT	4709	IW20TT	5306	IW20		0.032
1967-1963	L4-1.8			3062	W20EX-U	3229	P20R8			4502	PW20TT	4709	IW20TT	5306	IW20		0.032
MIDGET																	
1979-1975	L4-1.5	A		3031	W16EXR-U	3004	P16R			4501	PW16TT	4708	IW16TT	5305	IW16		0.032
1974	L4-1.3	A		3066	W20EXR-U	3229	P20R8			4502	PW20TT	4709	IW20TT	5306	IW20		0.032
1973-1967	L4-1.3			3066	W20EXR-U	3229	P20R8			4502	PW20TT	4709	IW20TT	5306	IW20		0.032
1966-1963	L4-1.1			3066	W20EXR-U	3229	P20R8			4502	PW20TT	4709	IW20TT	5306	IW20		0.032



YEAR ANEE AÑO	CYL	ENGINE MOTEUR MOTOR	NOTES/NOTAS	OE Types						Twin-Tip (TT) Technology				High Performance		GAP ECART. BRECHA
				U-GROOVE (Standard)		DOUBLE PLATINUM		IRIDIUM LONG-LIFE		PLATINUM TT		IRIDIUM TT		IRIDIUM POWER / IRIDIUM RACING		
				STOCK STOCK BOLSA	PLUG BOUGIE BUJIA	STOCK STOCK BOLSA	PLUG BOUGIE BUJIA	STOCK STOCK BOLSA	PLUG BOUGIE BUJIA	STOCK STOCK BOLSA	PLUG BOUGIE BUJIA	STOCK STOCK BOLSA	PLUG BOUGIE BUJIA	STOCK STOCK BOLSA	PLUG BOUGIE BUJIA	
MG [continued]																
TF																
1955	L4-1.5			3051	W20ES-U							4709	IW20TT	5306	IW20	0.032
ZA																
1956-1954	L4-1.5			3051	W20ES-U							4709	IW20TT	5306	IW20	0.032
ZB																
1958-1957	L4-1.5			3051	W20ES-U							4709	IW20TT	5306	IW20	0.032
MINI																
COOPER																
2014-2013	L4-1.6	N16B16A						3444	SC20HR11			4711	IXEH20TT			0.044
2014-2013	L4-1.6	N18B16A	T					3444	SC20HR11			4711	IXEH20TT			0.044
2014-2013	L4-1.6	N18B16C	T					3444	SC20HR11			4711	IXEH20TT			0.044
2012-2011	L4-1.6	N16B16A						3444	SC20HR11							0.044
2012-2011	L4-1.6	N18B16A	T					3444	SC20HR11							0.044
2012-2009	L4-1.6	N14B16C	T					3461	SXU22HCR11S					5356	IXUH22I	0.044
2010-2007	L4-1.6	N14B16A	T					3461	SXU22HCR11S					5356	IXUH22I	0.044
2010	L4-1.6	N12B16A						3444	SC20HR11							0.044
2009-2007	L4-1.6	N12B16A						3461	SXU22HCR11S					5356	IXUH22I	0.044
2008-2002	L4-1.6	W10B16A		5063	K20TXR					4504	PK20TT	4702	IK20TT	5304	IK20	0.040
2008-2002	L4-1.6	W11B16A	S	5063	K20TXR					4504	PK20TT	4702	IK20TT	5304	IK20	0.040
COOPER COUNTRYMAN																
2014-2013	L4-1.6	N16B16A						3444	SC20HR11			4711	IXEH20TT			0.044
2014-2013	L4-1.6	N18B16A	T					3444	SC20HR11			4711	IXEH20TT			0.044
2014-2013	L4-1.6	N18B16C	T					3444	SC20HR11			4711	IXEH20TT			0.044
2012-2011	L4-1.6	N16B16A						3444	SC20HR11							0.044
2012	L4-1.6	N18B16A	T					3444	SC20HR11							0.044
2011	L4-1.6	N18B16A	T					3461	SXU22HCR11S					5356	IXUH22I	0.044
COOPER PACEMAN																
2014-2013	L4-1.6	N16B16A						3444	SC20HR11			4711	IXEH20TT			0.044
2014-2013	L4-1.6	N18B16A	T					3444	SC20HR11			4711	IXEH20TT			0.044
2014-2013	L4-1.6	N18B16C	T					3444	SC20HR11			4711	IXEH20TT			0.044
MITSUBISHI																
3000GT																
1999	V6-3.0	6G72		3121	K20PR-U11	3141	PK20PR-P11	3443	SK20PR-L11	4504	PK20TT	4702	IK20TT	5304	IK20	0.044
1999	V6-3.0	6G72T	T	3121	K20PR-U11	3141	PK20PR-P11	3443	SK20PR-L11	4504	PK20TT	4702	IK20TT	5304	IK20	0.044
1998-1997	V6-3.0	6G72		3201	W16EPR-U11	3114	P16PR11			4501	PW16TT	4708	IW16TT	5305	IW16	0.044
1998-1993	V6-3.0	6G72-T	T	3121	K20PR-U11	3141	PK20PR-P11	3443	SK20PR-L11	4504	PK20TT	4702	IK20TT	5304	IK20	0.044
1996-1993	V6-3.0	6G72		3121	K20PR-U11	3141	PK20PR-P11	3443	SK20PR-L11	4504	PK20TT	4702	IK20TT	5304	IK20	0.044
1992-1991	V6-3.0	B		3121	K20PR-U11	3141	PK20PR-P11	3443	SK20PR-L11	4504	PK20TT	4702	IK20TT	5304	IK20	0.044



YEAR ANNEE AÑO	CYL	ENGINE MOTEUR MOTOR	NOTES/NOTAS	OE Types						Twin-Tip (TT) Technology				High Performance		GAP ECART. BRECHA
				U-GROOVE (Standard)		DOUBLE PLATINUM		IRIDIUM LONG-LIFE		PLATINUM TT		IRIDIUM TT		IRIDIUM POWER / IRIDIUM RACING		
				STOCK STOCK BOLSA	PLUG BOUGIE BUJIA	STOCK STOCK BOLSA	PLUG BOUGIE BUJIA	STOCK STOCK BOLSA	PLUG BOUGIE BUJIA	STOCK STOCK BOLSA	PLUG BOUGIE BUJIA	STOCK STOCK BOLSA	PLUG BOUGIE BUJIA	STOCK STOCK BOLSA	PLUG BOUGIE BUJIA	
MITSUBISHI [continued]																
3000GT [continued]																
1992-1991	V6-3.0	C	T	3121	K20PR-U11	3141	PK20PR-P11	3443	SK20PR-L11	4504	PK20TT	4702	IK20TT	5304	IK20	0.044
CORDIA																
1988-1984	L4-1.8	G	T	3089	W22EPR-U11	3302	P22PR8	3354	S22PR-A7					5307	IW22	0.044
1988-1984	L4-2.0	D		3046	W20EPR-S11	3116	P20PR-S11			4502	PW20TT	4709	IW20TT	5306	IW20	0.044
1983	L4-1.8	4		3046	W20EPR-S11	3116	P20PR-S11			4502	PW20TT	4709	IW20TT	5306	IW20	0.044
DIAMANTE																
2004-2003	V6-3.5	6G74		3130	K16PR-U11	3264	PK16PR11	3395	SK16PR-L11	4503	PK16TT	4701	IK16TT	5303	IK16	0.044
2002-1997	V6-3.5	6G74		3130	K16PR-U11	3174	PK16PR-P11	3395	SK16PR-L11	4503	PK16TT	4701	IK16TT	5303	IK16	0.044
1996	V6-3.0	6G72		3049	W20EPR-U11	3115	P20PR11			4502	PW20TT	4709	IW20TT	5306	IW20	0.044
1995-1993	V6-3.0	6G72	ES,	3049	W20EPR-U11	3115	P20PR11			4502	PW20TT	4709	IW20TT	5306	IW20	0.044
1995-1993	V6-3.0	6G72	LS,	3121	K20PR-U11	3141	PK20PR-P11	3443	SK20PR-L11	4504	PK20TT	4702	IK20TT	5304	IK20	0.044
1994-1992	V6-3.0	S		3049	W20EPR-U11	3115	P20PR11			4502	PW20TT	4709	IW20TT	5306	IW20	0.044
1992	V6-3.0	6G72		3121	K20PR-U11	3141	PK20PR-P11	3443	SK20PR-L11	4504	PK20TT	4702	IK20TT	5304	IK20	0.044
ECLIPSE																
2012-2010	L4-2.4	4G69		3381	K20HR-U11			3421	SK20HR11	4506	PKH20TT	4704	IKH20TT	5344	IKH20	0.044
2012-2006	V6-3.8	T						3373	SVK20RZ8			4702	IK20TT	5304	IK20	0.032
2009-2007	L4-2.4	4G69		3381	K20HR-U11			3421	SK20HR11	4506	PKH20TT	4704	IKH20TT	5344	IKH20	0.044
2006	L4-2.4	4G69		3381	K20HR-U11					4506	PKH20TT	4704	IKH20TT	5344	IKH20	0.044
2005-2004	L4-2.4	4G64	GS, RS,	3381	K20HR-U11			3421	SK20HR11	4506	PKH20TT	4704	IKH20TT	5344	IKH20	0.044
2005	L4-2.4	4G64		3381	K20HR-U11			3421	SK20HR11	4506	PKH20TT	4704	IKH20TT	5344	IKH20	0.044
2005	V6-3.0	6G72						3431	K20PSR-B8			4701	IK16TT	5304	IK20	0.032
2005	V6-3.0	6G72						3431	K20PSR-B8			4701	IK16TT	5303	IK16	0.032
2005	V6-3.0	6G72							K16PSR-B8			4702	IK20TT			
2005	V6-3.0	6G72	Exc. Spider GTS,					3431	K20PSR-B8			4702	IK20TT	5304	IK20	0.032
2004	L4-2.4	4G64	Spider GS,	3381	K20HR-U11			3421	SK20HR11	4506	PKH20TT	4704	IKH20TT	5344	IKH20	0.044
2004	V6-3.0	H										4701	IK16TT	5303	IK16	0.040
2004	V6-3.0	6G72							K16PSR-B8			4701	IK16TT	5303	IK16	
2004	V6-3.0	6G72							K16PSR-B8	4504	PK20TT	4702	IK20TT	5304	IK20	
2003	L4-2.4	4G64	GS, RS,	3130	K16PR-U11	3264	PK16PR11	3395	SK16PR-L11	4503	PK16TT	4701	IK16TT	5303	IK16	0.044
2003	L4-2.4	4G64	Spider GS,	3130	K16PR-U11	3264	PK16PR11	3395	SK16PR-L11	4503	PK16TT	4701	IK16TT	5303	IK16	0.044
2003	V6-3.0	H						3395	SK16PR-L11	4503	PK16TT	4701	IK16TT	5303	IK16	0.044
2003	V6-3.0											4702	IK20TT	5304	IK20	0.040
2003	V6-3.0	6G72		3130	K16PR-U11							4702	IK20TT	5304	IK20	0.044
2003	V6-3.0	H	Exc. GTS, Spider GTS,	3121	K20PR-U11	3168	PK20PR11	3443	SK20PR-L11	4504	PK20TT	4702	IK20TT	5304	IK20	0.044
2003	V6-3.0		GTS, Spider GTS,	3130	K16PR-U11	3264	PK16PR11	3395	SK16PR-L11	4503	PK16TT	4701	IK16TT	5303	IK16	0.044
2002-1996	L4-2.4	4G64		3130	K16PR-U11	3264	PK16PR11	3395	SK16PR-L11	4503	PK16TT	4701	IK16TT	5303	IK16	0.044
2002	V6-3.0	6G72										4702	IK20TT	5304	IK20	0.040
2002	V6-3.0	H		3121	K20PR-U11	3168	PK20PR11	3443	SK20PR-L11	4504	PK20TT	4702	IK20TT	5304	IK20	0.044
2001	V6-3.0	6G72		3130	K16PR-U11											0.044
2001	V6-3.0	H				3264	PK16PR11	3395	SK16PR-L11	4503	PK16TT	4701	IK16TT	5303	IK16	0.044



YEAR ANNEE AÑO	CYL	ENGINE MOTEUR MOTOR	NOTES/NOTAS	OE Types						Twin-Tip (TT) Technology				High Performance		GAP ECART. BRECHA
				U-GROOVE (Standard)		DOUBLE PLATINUM		IRIDIUM LONG-LIFE		PLATINUM TT		IRIDIUM TT		IRIDIUM POWER / IRIDIUM RACING		
				STOCK STOCK BOLSA	PLUG BOUGIE BUJIA	STOCK STOCK BOLSA	PLUG BOUGIE BUJIA	STOCK STOCK BOLSA	PLUG BOUGIE BUJIA	STOCK STOCK BOLSA	PLUG BOUGIE BUJIA	STOCK STOCK BOLSA	PLUG BOUGIE BUJIA	STOCK STOCK BOLSA	PLUG BOUGIE BUJIA	
MITSUBISHI [continued]																
ECLIPSE [continued]																
2000	V6-3.0	L		3121	K20PR-U11	3168	PK20PR11	3443	SK20PR-L11	4504	PK20TT	4702	IK20TT	5304	IK20	0.044
1999	L4-2.0	420A		3130	K16PR-U11	3264	PK16PR11	3395	SK16PR-L11	4503	PK16TT	4701	IK16TT	5303	IK16	0.044
1999	L4-2.0	4G63T	T	3047	W20EPR-U	3306	P20PR8			4502	PW20TT	4709	IW20TT	5306	IW20	0.032
1998-1997	L4-2.0	420A		3034	W16FS-U									5359	IWF16	0.027
1998-1996	L4-2.0	4G63	T	3047	W20EPR-U	3306	P20PR8			4502	PW20TT	4709	IW20TT	5306	IW20	0.032
1996	L4-2.0	420A		3121	K20PR-U11	3168	PK20PR11	3443	SK20PR-L11	4504	PK20TT	4702	IK20TT	5304	IK20	0.044
1995	L4-2.0	Y		3121	K20PR-U11	3168	PK20PR11	3443	SK20PR-L11	4504	PK20TT					0.044
1995	L4-2.0	F	T	3047	W20EPR-U	3306	P20PR8			4502	PW20TT	4709	IW20TT	5306	IW20	0.032
1994-1993	L4-1.8	B		3049	W20EPR-U11	3115	P20PR11			4502	PW20TT	4709	IW20TT	5306	IW20	0.044
1994-1993	L4-2.0	F	T	3145	K20PR-U	3306	P20PR8							5306	IW20	0.032
1994-1993	L4-2.0	E		3049	W20EPR-U11	3115	P20PR11			4502	PW20TT	4709	IW20TT	5306	IW20	0.044
1994-1993	L4-2.0	F	T	3047	W20EPR-U	3245	PK20PR-P8			4502	PW20TT	4709	IW20TT			0.032
1992-1990	L4-1.8	T		3049	W20EPR-U11	3115	P20PR11			4502	PW20TT	4709	IW20TT	5306	IW20	0.044
1992-1990	L4-2.0	U	T	3145	K20PR-U	3306	P20PR8							5306	IW20	0.032
1992-1990	L4-2.0	R		3049	W20EPR-U11	3115	P20PR11			4502	PW20TT	4709	IW20TT	5306	IW20	0.044
1992-1990	L4-2.0	U	T	3047	W20EPR-U	3245	PK20PR-P8			4502	PW20TT	4709	IW20TT			0.032
ENDEAVOR																
2011-2010	V6-3.8	6G75						3431	K20PSR-B8			4702	IK20TT	5304	IK20	0.032
2008-2005	V6-3.8	6G75						3431	K20PSR-B8	4504	PK20TT	4702	IK20TT	5304	IK20	0.032
2004	V6-3.8							3431	K20PSR-B8	4504	PK20TT	4702	IK20TT	5304	IK20	0.032
EXPO																
1995-1993	L4-2.4	4G64		3130	K16PR-U11	3264	PK16PR11	3395	SK16PR-L11	4503	PK16TT	4701	IK16TT	5303	IK16	0.044
1992	L4-2.4	4G64		3049	W20EPR-U11	3115	P20PR11			4502	PW20TT	4709	IW20TT	5306	IW20	0.044
1992	L4-2.4	4G64	Base (U.S.A.),	3049	W20EPR-U11	3115	P20PR11			4502	PW20TT	4709	IW20TT	5306	IW20	0.044
1992	L4-2.4	4G64	Canada,	3212	W20EXR-U11	3238	P20R11			4502	PW20TT	4709	IW20TT	5306	IW20	0.044
EXPO LRV																
1994-1993	L4-2.4	G		3130	K16PR-U11	3264	PK16PR11	3395	SK16PR-L11	4503	PK16TT	4701	IK16TT	5303	IK16	0.044
1994	L4-1.8	C		3130	K16PR-U11	3174	PK16PR-P11	3395	SK16PR-L11	4503	PK16TT	4701	IK16TT	5303	IK16	0.044
1993	L4-1.8	4G93		3130	K16PR-U11	3264	PK16PR11	3395	SK16PR-L11	4503	PK16TT	4701	IK16TT	5303	IK16	0.044
1992	L4-1.8	D		3130	K16PR-U11	3174	PK16PR-P11	3395	SK16PR-L11	4503	PK16TT	4701	IK16TT	5303	IK16	0.044
GALANT																
2011-2010	L4-2.4	4G69		3381	K20HR-U11			3421	SK20HR11	4506	PKH20TT	4704	IKH20TT	5344	IKH20	0.044
2009-2005	L4-2.4	4G69		3381	K20HR-U11			3421	SK20HR11	4506	PKH20TT	4704	IKH20TT	5344	IKH20	0.044
2009	V6-3.8	6G75										4702	IK20TT	5304	IK20	0.040
2009	V6-3.8	6G75	Ralliart,					3373	SVK20RZ8							0.032
2009	V6-3.8	6G75	Sport V6,					3431	K20PSR-B8	4504	PK20TT	4702	IK20TT	5304	IK20	0.032
2008	V6-3.8	6G75						3373	SVK20RZ8			4702	IK20TT	5304	IK20	0.032
2007-2005	V6-3.8	6G75						3431	K20PSR-B8	4504	PK20TT	4702	IK20TT	5304	IK20	0.032
2004	L4-2.4			3381	K20HR-U11			3421	SK20HR11	4506	PKH20TT	4704	IKH20TT	5344	IKH20	0.044
2004	V6-3.8							3431	K20PSR-B8	4504	PK20TT	4702	IK20TT	5304	IK20	0.032
2003-1995	L4-2.4	4G64		3130	K16PR-U11	3264	PK16PR11	3395	SK16PR-L11	4503	PK16TT	4701	IK16TT	5303	IK16	0.044



YEAR ANNEE AÑO	CYL	ENGINE MOTEUR MOTOR	NOTES/NOTAS	OE Types						Twin-Tip (TT) Technology				High Performance		GAP ECART. BRECHA
				U-GROOVE (Standard)		DOUBLE PLATINUM		IRIDIUM LONG-LIFE		PLATINUM TT		IRIDIUM TT		IRIDIUM POWER / IRIDIUM RACING		
				STOCK STOCK BOLSA	PLUG BOUGIE BUJIA	STOCK STOCK BOLSA	PLUG BOUGIE BUJIA	STOCK STOCK BOLSA	PLUG BOUGIE BUJIA	STOCK STOCK BOLSA	PLUG BOUGIE BUJIA	STOCK STOCK BOLSA	PLUG BOUGIE BUJIA	STOCK STOCK BOLSA	PLUG BOUGIE BUJIA	
MITSUBISHI [continued]																
GALANT [continued]																
2003	V6-3.0	H		3130	K16PR-U11	3264	PK16PR11	3395	SK16PR-L11	4503	PK16TT	4701	IK16TT	5303	IK16	0.044
2002	V6-3.0	L		3130	K16PR-U11	3264	PK16PR11	3395	SK16PR-L11	4503	PK16TT	4701	IK16TT	5303	IK16	0.044
2001	V6-3.0	H				3264	PK16PR11	3395	SK16PR-L11	4503	PK16TT	4701	IK16TT	5303	IK16	0.044
2000	V6-3.0	L		3121	K20PR-U11	3168	PK20PR11	3443	SK20PR-L11	4504	PK20TT	4702	IK20TT	5304	IK20	0.044
1999	V6-3.0			3121	K20PR-U11	3168	PK20PR11	3443	SK20PR-L11	4504	PK20TT	4702	IK20TT	5304	IK20	0.044
1994	L4-2.4	G		3130	K16PR-U11	3264	PK16PR11	3395	SK16PR-L11	4503	PK16TT	4701	IK16TT	5303	IK16	0.044
1994	L4-2.4	4G64	ES, LS, S,	3130	K16PR-U11	3264	PK16PR11	3395	SK16PR-L11	4503	PK16TT	4701	IK16TT	5303	IK16	0.044
1993	L4-2.0	D		3049	W20EPR-U11	3115	P20PR11			4502	PW20TT	4709	IW20TT	5306	IW20	0.044
1992-1991	L4-2.0	U	T	3047	W20EPR-U	3306	P20PR8			4502	PW20TT	4709	IW20TT	5306	IW20	0.032
1992-1989	L4-2.0	R		3049	W20EPR-U11	3115	P20PR11			4502	PW20TT	4709	IW20TT	5306	IW20	0.044
1992-1989	L4-2.0	V		3049	W20EPR-U11	3115	P20PR11			4502	PW20TT	4709	IW20TT	5306	IW20	0.044
1988	V6-3.0	S		3031	W16EXR-U	3004	P16R			4501	PW16TT	4708	IW16TT	5305	IW16	0.044
1987-1985	L4-2.4	L		3212	W20EXR-U11	3238	P20R11			4502	PW20TT	4709	IW20TT	5306	IW20	0.044
LANCER																
2015-2013	L4-2.0	4B11								4504	PK20TT	4702	IK20TT	5304	IK20	0.040
2015-2013	L4-2.4	4B12								4503	PK16TT	4701	IK16TT	5303	IK16	0.040
2010	L4-2.0	4B11						3431	K20PSR-B8			4702	IK20TT	5304	IK20	0.032
2010	L4-2.4	4B12							K16PSR-B8			4701	IK16TT	5303	IK16	
2009-2008	L4-2.0	4B11						3431	K20PSR-B8	4504	PK20TT	4702	IK20TT	5304	IK20	0.032
2009	L4-2.4	4B12							K16PSR-B8	4503	PK16TT	4701	IK16TT	5303	IK16	
2007-2006	L4-2.0	4G94		3130	K16PR-U11	3264	PK16PR11	3395	SK16PR-L11	4503	PK16TT	4701	IK16TT	5303	IK16	0.044
2006-2005	L4-2.4	4G69	Ralliart,	3381	K20HR-U11			3421	SK20HR11	4506	PKH20TT	4704	IKH20TT	5344	IKH20	0.044
2006	L4-2.0	4G63	Evolution, T											5345	IKH22	0.032
2005	L4-2.0	4G94	ES, LS, OZ Rally,	3130	K16PR-U11	3264	PK16PR11	3395	SK16PR-L11	4503	PK16TT	4701	IK16TT	5303	IK16	0.044
2005	L4-2.0	4G63	Evolution, T	3088	W22EPR-U	3302	P22PR8	3354	S22PR-A7					5307	IW22	0.027
2004-2003	L4-2.0		Evolution, T	3088	W22EPR-U	3302	P22PR8	3354	S22PR-A7					5307	IW22	0.027
2004	L4-2.0		ES, LS, OZ Rally,	3130	K16PR-U11	3264	PK16PR11	3395	SK16PR-L11	4503	PK16TT	4701	IK16TT	5303	IK16	0.044
2004	L4-2.4		Ralliart,	3381	K20HR-U11			3421	SK20HR11	4506	PKH20TT	4704	IKH20TT	5344	IKH20	0.044
2004	L4-2.4		Sportback,	3381	K20HR-U11			3421	SK20HR11	4506	PKH20TT	4704	IKH20TT	5344	IKH20	0.044
2003	L4-2.0			3130	K16PR-U11											0.044
2003	L4-2.0		ES, LS, OZ Rally,	3130	K16PR-U11	3264	PK16PR11	3395	SK16PR-L11	4503	PK16TT	4701	IK16TT	5303	IK16	0.044
2002	L4-2.0			3130	K16PR-U11	3264	PK16PR11	3395	SK16PR-L11	4503	PK16TT	4701	IK16TT	5303	IK16	0.044
MIGHTY MAX																
1996-1995	L4-2.4	4G64		3049	W20EPR-U11	3115	P20PR11			4502	PW20TT	4709	IW20TT	5306	IW20	0.044
1994-1993	L4-2.4	G		3049	W20EPR-U11	3115	P20PR11			4502	PW20TT	4709	IW20TT	5306	IW20	0.044
1994-1993	V6-3.0	H								4501	PW16TT	4708	IW16TT	5305	IW16	0.040
1994-1990	V6-3.0			3201	W16EPR-U11	3114	P16PR11									0.044
1992-1990	L4-2.4	W		3049	W20EPR-U11	3115	P20PR11			4502	PW20TT	4709	IW20TT	5306	IW20	0.044
1992	V6-3.0	S		3201	W16EPR-U11	3114	P16PR11			4501	PW16TT	4708	IW16TT	5305	IW16	0.044
1991-1990	V6-3.0	S								4501	PW16TT	4708	IW16TT	5305	IW16	0.040
1989-1987	L4-2.6	E		3046	W20EPR-S11	3116	P20PR-S11			4502	PW20TT	4709	IW20TT	5306	IW20	0.044



YEAR ANNEE AÑO	CYL	ENGINE MOTEUR MOTOR	NOTES/NOTAS	OE Types						Twin-Tip (TT) Technology				High Performance		GAP ECART. BRECHA
				U-GROOVE (Standard)		DOUBLE PLATINUM		IRIDIUM LONG-LIFE		PLATINUM TT		IRIDIUM TT		IRIDIUM POWER / IRIDIUM RACING		
				STOCK STOCK BOLSA	PLUG BOUCIE BUJIA	STOCK STOCK BOLSA	PLUG BOUCIE BUJIA	STOCK STOCK BOLSA	PLUG BOUCIE BUJIA	STOCK STOCK BOLSA	PLUG BOUCIE BUJIA	STOCK STOCK BOLSA	PLUG BOUCIE BUJIA	STOCK STOCK BOLSA	PLUG BOUCIE BUJIA	
MITSUBISHI [continued]																
MIGHTY MAX [continued]																
1989-1984	L4-2.0	D		3046	W20EPR-S11	3116	P20PR-S11			4502	PW20TT	4709	IW20TT	5306	IW20	0.044
1986-1984	L4-2.6	E		3201	W16EPR-U11	3114	P16PR11			4501	PW16TT	4708	IW16TT	5305	IW16	0.044
1983	L4-2.0	5		3212	W20EXR-U11	3238	P20R11			4502	PW20TT	4709	IW20TT	5306	IW20	0.044
1983	L4-2.6	7		3201	W16EPR-U11	3114	P16PR11			4501	PW16TT	4708	IW16TT	5305	IW16	0.044
MIRAGE																
2015-2014	L3-1.2	3A92								4505	PKH16TT	4703	IKH16TT	5343	IKH16	0.040
2002-1993	L4-1.8	4G93		3130	K16PR-U11	3174	PK16PR-P11	3395	SK16PR-L11	4503	PK16TT	4701	IK16TT	5303	IK16	0.044
2002	L4-1.5	4G15		3130	K16PR-U11	3264	PK16PR11	3395	SK16PR-L11	4503	PK16TT	4701	IK16TT	5303	IK16	0.044
2001-2000	L4-1.5	4G15		3216	W16ETR-S					4501	PW16TT	4708	IW16TT	5305	IW16	0.040
1999	L4-1.5	4G15		3201	W16EPR-U11	3114	P16PR11			4501	PW16TT					0.044
1998-1992	L4-1.5	4G15		3201	W16EPR-U11	3114	P16PR11			4501	PW16TT	4708	IW16TT	5305	IW16	0.044
1992-1991	L4-1.6	Y		3049	W20EPR-U11	3115	P20PR11			4502	PW20TT	4709	IW20TT	5306	IW20	0.044
1991	L4-1.5	4G15		3049	W20EPR-U11	3115	P20PR11			4502	PW20TT	4709	IW20TT	5306	IW20	0.044
1990-1989	L4-1.5	X		3049	W20EPR-U11	3115	P20PR11			4502	PW20TT	4709	IW20TT	5306	IW20	0.044
1989	L4-1.6	Z	T	3047	W20EPR-U	3306	P20PR8			4502	PW20TT	4709	IW20TT	5306	IW20	0.032
1988-1985	L4-1.5	K		3212	W20EXR-U11	3238	P20R11			4502	PW20TT	4709	IW20TT	5306	IW20	0.044
1988-1985	L4-1.6	F	T	3089	W22EPR-U11	3302	P22PR8	3354	S22PR-A7					5307	IW22	0.044
MONTERO																
2006	V6-3.8	6G75		3122	K20R-U	3127	PK20R8	3403	SK20PR-A8	4504	PK20TT	4702	IK20TT	5304	IK20	0.032
2005-2003	V6-3.8			3122	K20R-U	3127	PK20R8	3403	SK20PR-A8	4504	PK20TT	4702	IK20TT	5304	IK20	0.032
2002-2001	V6-3.5	6G74		3120	K16R-U11	3134	PK16R11	3356	SK16PR-A11	4503	PK16TT	4701	IK16TT	5303	IK16	0.044
2000-1997	V6-3.5	6G74		3130	K16PR-U11	3174	PK16PR-P11	3395	SK16PR-L11	4503	PK16TT	4701	IK16TT	5303	IK16	0.044
1996-1995	V6-3.0	H		3121	K20PR-U11	3141	PK20PR-P11	3443	SK20PR-L11	4504	PK20TT	4702	IK20TT	5304	IK20	0.044
1996-1994	V6-3.5	M		3130	K16PR-U11	3174	PK16PR-P11	3395	SK16PR-L11	4503	PK16TT	4701	IK16TT	5303	IK16	0.044
1994-1993	V6-3.0	H		3201	W16EPR-U11	3114	P16PR11			4501	PW16TT	4708	IW16TT	5305	IW16	0.044
1992-1989	V6-3.0	S		3201	W16EPR-U11	3114	P16PR11			4501	PW16TT	4708	IW16TT	5305	IW16	0.044
1989-1987	L4-2.6	E		3049	W20EPR-U11	3115	P20PR11			4502	PW20TT	4709	IW20TT	5306	IW20	0.044
1986	L4-2.6	E				3115	P20PR11			4502	PW20TT	4709	IW20TT	5306	IW20	0.044
1985	L4-2.6	E		3049	W20EPR-U11	3115	P20PR11			4502	PW20TT	4709	IW20TT	5306	IW20	0.044
1984	L4-2.6	E		3201	W16EPR-U11	3114	P16PR11			4501	PW16TT	4708	IW16TT	5305	IW16	0.044
1983	L4-2.6	7		3201	W16EPR-U11	3114	P16PR11			4501	PW16TT	4708	IW16TT	5305	IW16	0.044
MONTERO SPORT																
2004-1999	V6-3.5	6G74		3120	K16R-U11	3134	PK16R11	3356	SK16PR-A11	4503	PK16TT	4701	IK16TT	5303	IK16	0.044
2003-1999	V6-3.0	6G72		3120	K16R-U11	3134	PK16R11	3356	SK16PR-A11	4503	PK16TT	4701	IK16TT	5303	IK16	0.044
1999-1997	L4-2.4	4G64		3130	K16PR-U11	3264	PK16PR11	3395	SK16PR-L11	4503	PK16TT	4701	IK16TT	5303	IK16	0.044
1998-1997	V6-3.0	6G72		3121	K20PR-U11	3141	PK20PR-P11	3443	SK20PR-L11	4504	PK20TT	4702	IK20TT	5304	IK20	0.044
OUTLANDER																
2015-2013	V6-3.0	6B31						3441	SKU22HDR8					5353	IXUH22	0.032
2013	L4-2.4	4B12								4503	PK16TT	4701	IK16TT	5303	IK16	0.040
2011-2007	V6-3.0	6B31						3441	SKU22HDR8					5353	IXUH22	0.032
2010	L4-2.4	4B12							K16PSR-B8			4701	IK16TT	5303	IK16	



YEAR ANNEE AÑO	CYL	ENGINE MOTEUR MOTOR	NOTES/NOTAS	OE Types						Twin-Tip (TT) Technology				High Performance		GAP ECART. BRECHA
				U-GROOVE (Standard)		DOUBLE PLATINUM		IRIDIUM LONG-LIFE		PLATINUM TT		IRIDIUM TT		IRIDIUM POWER / IRIDIUM RACING		
				STOCK STOCK BOLSA	PLUG BOUGIE BUJIA	STOCK STOCK BOLSA	PLUG BOUGIE BUJIA	STOCK STOCK BOLSA	PLUG BOUGIE BUJIA	STOCK STOCK BOLSA	PLUG BOUGIE BUJIA	STOCK STOCK BOLSA	PLUG BOUGIE BUJIA	STOCK STOCK BOLSA	PLUG BOUGIE BUJIA	
MITSUBISHI [continued]																
OUTLANDER [continued]																
2009-2008	L4-2.4	4B12							K16PSR-B8	4503	PK16TT	4701	IK16TT	5303	IK16	
2006-2005	L4-2.4	4G69		3381	K20HR-U11				3421 SK20HR11	4506	PKH20TT	4704	IKH20TT	5344	IKH20	0.044
2004	L4-2.4			3381	K20HR-U11				3421 SK20HR11	4506	PKH20TT	4704	IKH20TT	5344	IKH20	0.044
2003	L4-2.4	4G64		3130	K16PR-U11	3264	PK16PR11	3395	SK16PR-L11	4503	PK16TT	4701	IK16TT	5303	IK16	0.044
OUTLANDER SPORT																
2015-2013	L4-2.0	4B11								4504	PK20TT	4702	IK20TT	5304	IK20	0.040
PRECIS																
1994-1987	L4-1.5	J		3212	W20EXR-U11	3238	P20R11			4502	PW20TT	4709	IW20TT	5306	IW20	0.044
RAIDER																
2009-2006	V6-3.7	K		3169	KJ20CR-L11	3247	PKJ20CR-L11	3371	SKJ20CR-A8	4504	PK20TT	4702	IK20TT	5358	IK20L	0.044
2007-2006	V8-4.7	N		3120	K16R-U11	3134	PK16R11	3324	SK16R11	4503	PK16TT	4701	IK16TT	5303	IK16	0.044
RVR																
2015-2013	L4-2.0	4B11								4504	PK20TT	4702	IK20TT	5304	IK20	0.040
SIGMA																
1990-1989	V6-3.0	S		3031	W16EXR-U	3004	P16R			4501	PW16TT	4708	IW16TT	5305	IW16	0.044
STARION																
1989-1986	L4-2.6	N	T	3046	W20EPR-S11	3116	P20PR-S11			4502	PW20TT	4709	IW20TT	5306	IW20	0.044
1987-1984	L4-2.6	H	T	3048	W20EPR-U10	3115	P20PR11			4502	PW20TT	4709	IW20TT	5306	IW20	0.040
1985	L4-2.6	N	LE, ESi, T	3046	W20EPR-S11	3116	P20PR-S11									0.044
1983	L4-2.6	7	T	3046	W20EPR-S11	3116	P20PR-S11			4502	PW20TT	4709	IW20TT	5306	IW20	0.044
TREDIA																
1988-1984	L4-1.8	G	T	3089	W22EPR-U11	3302	P22PR8	3354	S22PR-A7					5307	IW22	0.044
1988-1984	L4-2.0	D		3046	W20EPR-S11	3116	P20PR-S11			4502	PW20TT	4709	IW20TT	5306	IW20	0.044
1983	L4-1.8	4		3046	W20EPR-S11	3116	P20PR-S11			4502	PW20TT	4709	IW20TT	5306	IW20	0.044
VAN																
1990	L4-2.4	W		3049	W20EPR-U11	3115	P20PR11			4502	PW20TT	4709	IW20TT	5306	IW20	0.044
1989	L4-2.4	W		3212	W20EXR-U11	3238	P20R11			4502	PW20TT	4709	IW20TT	5306	IW20	0.044
1988-1987	L4-2.4	L		3212	W20EXR-U11	3238	P20R11			4502	PW20TT	4709	IW20TT	5306	IW20	0.044
NISSAN																
200SX																
1998-1995	L4-1.6	GA16DE		3130	K16PR-U11	3264	PK16PR11	3395	SK16PR-L11	4503	PK16TT	4701	IK16TT	5303	IK16	0.044
1998	L4-2.0	SR20DE		3191	K16PR-U	3264	PK16PR11	3395	SK16PR-L11	4503	PK16TT	4701	IK16TT	5303	IK16	0.032
1997-1995	L4-2.0	SR20DE		3130	K16PR-U11	3264	PK16PR11	3395	SK16PR-L11	4503	PK16TT	4701	IK16TT	5303	IK16	0.044
1988-1987	V6-3.0	VG30E		3009	Q20R-U11	3117	PQ20R			4508	PQ20TT	4707	IQ20TT	5302	IQ20	0.044
1988-1985	L4-2.0	CA20E		5016	Q16PR-U11	3005	PQ16R			4507	PQ16TT	4706	IQ16TT	5301	IQ16	0.044
1987-1984	L4-1.8	CA18ET	T	3006	Q16R-U11	3005	PQ16R			4507	PQ16TT	4706	IQ16TT	5301	IQ16	0.044
1984	L4-2.0	CA20E		3006	Q16R-U11	3005	PQ16R			4507	PQ16TT	4706	IQ16TT	5301	IQ16	0.044
1983-1982	L4-2.2	Z22E		3031	W16EXR-U	3004	P16R			4501	PW16TT	4708	IW16TT	5305	IW16	0.032
1981-1980	L4-2.0	Z20E		3066	W20EXR-U	3229	P20R8			4502	PW20TT	4709	IW20TT	5306	IW20	0.032



YEAR ANEE AÑO	CYL	ENGINE MOTEUR MOTOR	NOTES/NOTAS	OE Types						Twin-Tip (TT) Technology				High Performance		GAP ECART. BRECHA	
				U-GROOVE (Standard)		DOUBLE PLATINUM		IRIDIUM LONG-LIFE		PLATINUM TT		IRIDIUM TT		IRIDIUM POWER / IRIDIUM RACING			
				STOCK STOCK BOLSA	PLUG BOUGIE BUJIA	STOCK STOCK BOLSA	PLUG BOUGIE BUJIA	STOCK STOCK BOLSA	PLUG BOUGIE BUJIA	STOCK STOCK BOLSA	PLUG BOUGIE BUJIA	STOCK STOCK BOLSA	PLUG BOUGIE BUJIA	STOCK STOCK BOLSA	PLUG BOUGIE BUJIA		
NISSAN [continued]																	
200SX [continued]																	
1979-1977	L4-2.0	L20B		3212	W20EXR-U11	3238	P20R11				4502	PW20TT	4709	IW20TT	5306	IW20	0.044
210																	
1982-1980	L4-1.5	A15		3032	W16EXR-U11	3004	P16R				4501	PW16TT	4708	IW16TT	5305	IW16	0.044
1982-1979	L4-1.2	A12		3032	W16EXR-U11	3004	P16R				4501	PW16TT	4708	IW16TT	5305	IW16	0.044
1982-1979	L4-1.4	A14		3032	W16EXR-U11	3004	P16R				4501	PW16TT	4708	IW16TT	5305	IW16	0.044
240SX																	
1998	L4-2.4	KA24DE				3264	PK16PR11	3395	SK16PR-L11	4503	PK16TT	4701	IK16TT	5303	IK16	0.044	
1997-1995	L4-2.4	KA24DE		3130	K16PR-U11	3264	PK16PR11	3395	SK16PR-L11	4503	PK16TT	4701	IK16TT	5303	IK16	0.044	
1994-1991	L4-2.4	KA24DE		3130	K16PR-U11	3174	PK16PR-P11	3395	SK16PR-L11	4503	PK16TT	4701	IK16TT	5303	IK16	0.044	
1990-1989	L4-2.4	KA24E		3135	K16GPR-U11											0.044	
240Z																	
1973-1970	L6-2.4	L24		3066	W20EXR-U	3229	P20R8				4502	PW20TT	4709	IW20TT	5306	IW20	0.032
260Z																	
1975-1974	L6-2.6	L26		3066	W20EXR-U	3229	P20R8				4502	PW20TT	4709	IW20TT	5306	IW20	0.032
280Z																	
1978-1977	L6-2.8	L28E		3051	W20ES-U								4709	IW20TT	5306	IW20	0.032
1976-1975	L6-2.8	L28E		3057	W20ESR-U								4709	IW20TT	5306	IW20	0.032
280ZX																	
1983-1981	L6-2.8	L28ET	T	3212	W20EXR-U11	3238	P20R11				4502	PW20TT	4709	IW20TT	5306	IW20	0.044
1983-1980	L6-2.8	L28E		3212	W20EXR-U11	3238	P20R11				4502	PW20TT	4709	IW20TT	5306	IW20	0.044
1979	L6-2.8	L28E		3051	W20ES-U								4709	IW20TT	5306	IW20	0.032
300ZX																	
1996-1992	V6-3.0	VG30DETT	T	3121	K20PR-U11	3168	PK20PR11	3443	SK20PR-L11	4504	PK20TT	4702	IK20TT	5304	IK20	0.044	
1996-1990	V6-3.0	VG30DE		3130	K16PR-U11	3264	PK16PR11	3395	SK16PR-L11	4503	PK16TT	4701	IK16TT	5303	IK16	0.044	
1991-1990	V6-3.0	VG30DETT	T	3120	K16R-U11	3134	PK16R11	3324	SK16R11	4503	PK16TT	4701	IK16TT	5303	IK16	0.044	
1989-1984	V6-3.0	VG30		3008	Q20PR-U11					4508	PQ20TT	4707	IQ20TT	5302	IQ20	0.044	
1989-1984	V6-3.0	VG30T	T	3008	Q20PR-U11					4508	PQ20TT	4707	IQ20TT	5302	IQ20	0.044	
310																	
1982	L4-1.5	E15		3032	W16EXR-U11	3004	P16R				4501	PW16TT	4708	IW16TT	5305	IW16	0.044
1981	L4-1.5	A15		3032	W16EXR-U11	3004	P16R				4501	PW16TT	4708	IW16TT	5305	IW16	0.044
1980-1979	L4-1.4	A14		3032	W16EXR-U11	3004	P16R				4501	PW16TT	4708	IW16TT	5305	IW16	0.044
350Z																	
2009-2007	V6-3.5	VQ35HR						3442	FXE22HR11				4712	IXEH22TT			0.044
2006-2003	V6-3.5	VQ35DE		6076	K16HPR-U11			3417	SK16HR11	4505	PKH16TT	4703	IKH16TT	5343	IKH16	0.044	
370Z																	
2015-2009	V6-3.7	VQ37VHR						3457	FXE24HR11								0.044
410																	
1965-1963	L4-1.2	E1		3025	W16ES-U												0.032
1965-1963	L4-1.2											4708	IW16TT	5305	IW16	0.040	



YEAR ANNEE AÑO	CYL	ENGINE MOTEUR MOTOR	NOTES/NOTAS	OE Types						Twin-Tip (TT) Technology				High Performance		GAP ECART. BRECHA
				U-GROOVE (Standard)		DOUBLE PLATINUM		IRIDIUM LONG-LIFE		PLATINUM TT		IRIDIUM TT		IRIDIUM POWER / IRIDIUM RACING		
				STOCK STOCK BOLSA	PLUG BOUGIE BUJIA	STOCK STOCK BOLSA	PLUG BOUGIE BUJIA	STOCK STOCK BOLSA	PLUG BOUGIE BUJIA	STOCK STOCK BOLSA	PLUG BOUGIE BUJIA	STOCK STOCK BOLSA	PLUG BOUGIE BUJIA	STOCK STOCK BOLSA	PLUG BOUGIE BUJIA	
NISSAN [continued]																
411																
1967	L4-1.6	R16		3057	W20ESR-U							4709	IW20TT	5306	IW20	0.032
1965-1963	L4-1.3			3025	W16ES-U							4708	IW16TT	5305	IW16	0.032
510																
1981-1980	L4-2.0	Z20S		3066	W20EXR-U	3229	P20R8			4502	PW20TT	4709	IW20TT	5306	IW20	0.032
1979-1978	L4-2.0	L20B		3212	W20EXR-U11	3238	P20R11			4502	PW20TT	4709	IW20TT	5306	IW20	0.044
1973-1968	L4-1.6	L16		3057	W20ESR-U							4709	IW20TT	5306	IW20	0.032
520 PICKUP																
1968-1965	L4-1.3	J13		3110	W16ESR-U							4708	IW16TT	5305	IW16	0.032
521 PICKUP																
1972-1970	L4-1.6	L16		3057	W20ESR-U							4709	IW20TT	5306	IW20	0.032
1969	L4-1.3	J13		3110	W16ESR-U							4708	IW16TT	5305	IW16	0.032
610																
1976-1974	L4-2.0	L20B		3066	W20EXR-U	3229	P20R8			4502	PW20TT	4709	IW20TT	5306	IW20	0.032
1973	L4-1.8	L18		3062	W20EX-U	3229	P20R8			4502	PW20TT	4709	IW20TT	5306	IW20	0.032
620																
1979-1977	L4-2.0	L20B		3212	W20EXR-U11	3238	P20R11			4502	PW20TT	4709	IW20TT	5306	IW20	0.044
1976-1975	L4-2.0	L20B		3066	W20EXR-U	3229	P20R8			4502	PW20TT	4709	IW20TT	5306	IW20	0.032
620 PICKUP																
1974	L4-1.8	L18		3062	W20EX-U	3229	P20R8			4502	PW20TT	4709	IW20TT	5306	IW20	0.032
1973-1972	L4-1.6	L16		3062	W20EX-U	3229	P20R8			4502	PW20TT	4709	IW20TT	5306	IW20	0.032
710																
1977	L4-2.0	L20B		3212	W20EXR-U11	3238	P20R11			4502	PW20TT	4709	IW20TT	5306	IW20	0.044
1976-1975	L4-2.0	L20B		3066	W20EXR-U	3229	P20R8			4502	PW20TT	4709	IW20TT	5306	IW20	0.032
1974	L4-1.8	L18		3062	W20EX-U	3229	P20R8			4502	PW20TT	4709	IW20TT	5306	IW20	0.032
720																
1986-1983	L4-2.0	Z20		3031	W16EXR-U	3004	P16R			4501	PW16TT	4708	IW16TT	5305	IW16	0.032
1986	L4-2.4	Z24I		3031	W16EXR-U	3004	P16R			4501	PW16TT	4708	IW16TT	5305	IW16	0.032
1985-1983	L4-2.4	Z24		3031	W16EXR-U	3004	P16R			4501	PW16TT	4708	IW16TT	5305	IW16	0.032
1983-1981	L4-2.2	Z22		3031	W16EXR-U	3004	P16R			4501	PW16TT	4708	IW16TT	5305	IW16	0.032
1980	L4-2.0	L20B		3212	W20EXR-U11	3238	P20R11			4502	PW20TT	4709	IW20TT	5306	IW20	0.044
810																
1981-1977	L6-2.4	L24E		3212	W20EXR-U11	3238	P20R11			4502	PW20TT	4709	IW20TT	5306	IW20	0.044
1200																
1973-1971	L4-1.2	A12		3032	W16EXR-U11	3004	P16R			4501	PW16TT	4708	IW16TT	5305	IW16	0.044
1600																
1970-1966	L4-1.6	R16		3057	W20ESR-U							4709	IW20TT	5306	IW20	0.032
2000																
1967	L4-2.0	U20		3018	W16EP-U	3270	P16PR8			4501	PW16TT	4708	IW16TT	5305	IW16	0.032



YEAR ANNEE AÑO	CYL	ENGINE MOTEUR MOTOR	NOTES/NOTAS	OE Types						Twin-Tip (TT) Technology				High Performance		GAP ECART. BRECHA	
				U-GROOVE (Standard)		DOUBLE PLATINUM		IRIDIUM LONG-LIFE		PLATINUM TT		IRIDIUM TT		IRIDIUM POWER / IRIDIUM RACING			
				STOCK STOCK BOLSA	PLUG BOUGIE BUJIA	STOCK STOCK BOLSA	PLUG BOUGIE BUJIA	STOCK STOCK BOLSA	PLUG BOUGIE BUJIA	STOCK STOCK BOLSA	PLUG BOUGIE BUJIA	STOCK STOCK BOLSA	PLUG BOUGIE BUJIA	STOCK STOCK BOLSA	PLUG BOUGIE BUJIA		
NISSAN [continued]																	
ALTIMA																	
2015-2013	L4-2.5	QR25DE							3490	FXE20HE11C			4710	IXEH20ETT			0.044
2015-2009	V6-3.5	VQ35DE							3442	FXE22HR11			4712	IXEH22TT			0.044
2013-2007	L4-2.5	QR25DE							3439	FXE20HR11			4711	IXEH20TT			0.044
2008	V6-3.5	VQ35DE	From 08/07,						3442	FXE22HR11			4712	IXEH22TT			0.044
2008	V6-3.5	VQ35DE	To 08/07,						3439	FXE20HR11			4711	IXEH20TT			0.044
2007	V6-3.5	VQ35DE							3439	FXE20HR11			4711	IXEH20TT			0.044
2006-2002	L4-2.5	QR25DE		6076	K16HPR-U11				3417	SK16HR11	4505	PKH16TT	4703	IKH16TT	5343	IKH16	0.044
2006-2002	V6-3.5	VQ35DE		6076	K16HPR-U11				3417	SK16HR11	4505	PKH16TT	4703	IKH16TT	5343	IKH16	0.044
2001-1999	L4-2.4	KA24DE		3130	K16PR-U11	3293	K16PR-P11	3395	SK16PR-L11	4503	PK16TT	4701	IK16TT	5303	IK16	0.044	
1998	L4-2.4	KA24DE		3192	K22PR-U11	3265	PK22PR11	3372	SK22PR-M11					5310	IK22	0.044	
1997-1996	L4-2.4	KA24DE		3130	K16PR-U11	3264	PK16PR11	3395	SK16PR-L11	4503	PK16TT	4701	IK16TT	5303	IK16	0.044	
1995-1993	L4-2.4	KA24DE		3130	K16PR-U11	3174	PK16PR-P11	3395	SK16PR-L11	4503	PK16TT	4701	IK16TT	5303	IK16	0.044	
ARMADA																	
2015-2013	V8-5.6	VK56DE							3450	FK16HR11			4703	IKH16TT	5343	IKH16	0.044
2012-2007	V8-5.6	VK56DE							3450	FK16HR11							0.044
2006-2005	V8-5.6	VK56DE		6076	K16HPR-U11				3417	SK16HR11	4505	PKH16TT	4703	IKH16TT	5343	IKH16	0.044
AXXESS																	
1995-1990	L4-2.4	KA24E		3135	K16GPR-U11												0.044
B210																	
1978-1977	L4-1.4	A14		3032	W16EXR-U11	3004	P16R			4501	PW16TT	4708	IW16TT	5305	IW16	0.044	
1976-1975	L4-1.4	A14		3031	W16EXR-U	3004	P16R			4501	PW16TT	4708	IW16TT	5305	IW16	0.032	
1974	L4-1.3	A13		3031	W16EXR-U	3004	P16R			4501	PW16TT	4708	IW16TT	5305	IW16	0.032	
CUBE																	
2014-2009	L4-1.8	MR18DE							3439	FXE20HR11			4711	IXEH20TT			0.044
D21																	
1994-1990	L4-2.4	KA24E		3135	K16GPR-U11												0.044
1994-1990	V6-3.0	VG30E		3119	K16R-U	3301	PK16R8	3435	SK16PR-F8	4503	PK16TT	4701	IK16TT	5303	IK16	0.032	
1989-1986	L4-2.4	Z24		3031	W16EXR-U	3004	P16R			4501	PW16TT	4708	IW16TT	5305	IW16	0.032	
1989-1986	V6-3.0	VG30		5016	Q16PR-U11	3005	PQ16R			4507	PQ16TT	4706	IQ16TT	5301	IQ16	0.044	
F10																	
1978-1977	L4-1.4	A14		3032	W16EXR-U11	3004	P16R			4501	PW16TT	4708	IW16TT	5305	IW16	0.044	
1976	L4-1.4	A14		3031	W16EXR-U	3004	P16R			4501	PW16TT	4708	IW16TT	5305	IW16	0.032	
FRONTIER																	
2015-2013	V6-4.0	VQ40DE							3450	FK16HR11			4703	IKH16TT	5343	IKH16	0.044
2015	L4-2.5	QR25DE							3450	FK16HR11			4703	IKH16TT	5343	IKH16	0.044
2014-2013	L4-2.5	QR25DE							3444	SC20HR11			4711	IXEH20TT			0.044
2012-2011	L4-2.5	QR25DE							3444	SC20HR11							0.044
2012-2008	V6-4.0	VQ40DE							3450	FK16HR11							0.044
2010-2005	L4-2.5	QR25DE							3444	SC20HR11							0.044



YEAR ANNEE AÑO	CYL	ENGINE MOTEUR MOTOR	NOTES/NOTAS	OE Types						Twin-Tip (TT) Technology				High Performance		GAP ECART. BRECHA
				U-GROOVE (Standard)		DOUBLE PLATINUM		IRIDIUM LONG-LIFE		PLATINUM TT		IRIDIUM TT		IRIDIUM POWER / IRIDIUM RACING		
				STOCK STOCK BOLSA	PLUG BOUGIE BUJIA	STOCK STOCK BOLSA	PLUG BOUGIE BUJIA	STOCK STOCK BOLSA	PLUG BOUGIE BUJIA	STOCK STOCK BOLSA	PLUG BOUGIE BUJIA	STOCK STOCK BOLSA	PLUG BOUGIE BUJIA	STOCK STOCK BOLSA	PLUG BOUGIE BUJIA	
NISSAN [continued]																
FRONTIER [continued]																
2007-2005	V6-4.0	VQ40DE		6076	K16HPR-U11			3417	SK16HR11	4505	PKH16TT	4703	IKH16TT	5343	IKH16	0.044
2004-2001	L4-2.4	KA24DE		3130	K16PR-U11	3264	PK16PR11	3395	SK16PR-L11	4503	PK16TT	4701	IK16TT	5303	IK16	0.044
2004	V6-3.3	VG33ER	S	3121	K20PR-U11	3168	PK20PR11	3443	SK20PR-L11	4504	PK20TT					0.044
2004	V6-3.3	VG33E				3264	PK16PR11	3395	SK16PR-L11	4503	PK16TT	4701	IK16TT	5303	IK16	0.044
2003-2002	V6-3.3	VG33ER	S	3192	K22PR-U11	3265	PK22PR11	3372	SK22PR-M11					5310	IK22	0.044
2003-2001	V6-3.3	VG33E		3130	K16PR-U11	3264	PK16PR11	3395	SK16PR-L11	4503	PK16TT	4701	IK16TT	5303	IK16	0.044
2001	V6-3.3	VG33ER	S			3264	PK16PR11	3395	SK16PR-L11	4503	PK16TT	4701	IK16TT	5303	IK16	0.044
2000-1999	L4-2.4	KA24DE		3130	K16PR-U11	3293	K16PR-P11	3395	SK16PR-L11	4503	PK16TT	4701	IK16TT	5303	IK16	0.044
2000-1999	V6-3.3	VG33E		3130	K16PR-U11	3264	PK16PR11	3395	SK16PR-L11	4503	PK16TT	4701	IK16TT	5303	IK16	0.044
1998	L4-2.4	KA24DE		3130	K16PR-U11	3264	PK16PR11	3395	SK16PR-L11	4503	PK16TT	4701	IK16TT	5303	IK16	0.044
GT-R																
2015-2009	V6-3.8	VR38DETT	T					3457	FXE24HR11							0.044
MAXIMA																
2014-2009	V6-3.5	VQ35DE						3442	FXE22HR11			4712	IXEH22TT			0.044
2008	V6-3.5	VQ35DE						3450	FK16HR11							0.044
2007	V6-3.5	VQ35DE	SE,	3381	K20HR-U11			3421	SK20HR11	4506	PKH20TT	4704	IKH20TT	5344	IKH20	0.044
2007	V6-3.5	VQ35DE	SL,	6076	K16HPR-U11			3417	SK16HR11	4505	PKH16TT	4703	IKH16TT	5343	IKH16	0.044
2006-2002	V6-3.5	VQ35DE		6076	K16HPR-U11			3417	SK16HR11	4505	PKH16TT	4703	IKH16TT	5343	IKH16	0.044
2001-2000	V6-3.0	VQ30DE		3130	K16PR-U11	3264	PK16PR11	3395	SK16PR-L11	4503	PK16TT	4701	IK16TT	5303	IK16	0.044
1999-1998	V6-3.0	VQ30DE		3143	K16PR-L11	3275	PK16PR-L11	3395	SK16PR-L11	4503	PK16TT	4701	IK16TT	5303	IK16	0.044
1997-1995	V6-3.0	VQ30DE		3130	K16PR-U11	3264	PK16PR11	3395	SK16PR-L11	4503	PK16TT	4701	IK16TT	5303	IK16	0.044
1994-1992	V6-3.0	VE30DE		3130	K16PR-U11	3264	PK16PR11	3395	SK16PR-L11	4503	PK16TT	4701	IK16TT	5303	IK16	0.044
1994	V6-3.0	VG30E		3130	K16PR-U11	3264	PK16PR11	3395	SK16PR-L11	4503	PK16TT	4701	IK16TT	5303	IK16	0.044
1993	V6-3.0	VG30E		3130	K16PR-U11	3264	PK16PR11	3395	SK16PR-L11	4503	PK16TT	4701	IK16TT	5303	IK16	0.044
1992-1989	V6-3.0	VG30E		3130	K16PR-U11	3264	PK16PR11	3395	SK16PR-L11	4503	PK16TT	4701	IK16TT	5303	IK16	0.044
1988-1985	V6-3.0	VG30E		3009	Q20R-U11	3117	PQ20R			4508	PQ20TT	4707	IQ20TT	5302	IQ20	0.044
1984-1982	L6-2.4	L24E		3212	W20EXR-U11	3238	P20R11			4502	PW20TT	4709	IW20TT	5306	IW20	0.044
MICRA																
2015	L4-1.6	HR16DE						3439	FXE20HR11			4711	IXEH20TT			0.044
MULTI																
1988-1986	L4-2.0	CA20E		3006	Q16R-U11	3005	PQ16R			4507	PQ16TT	4706	IQ16TT	5301	IQ16	0.044
MURANO																
2015-2009	V6-3.5	VQ35DE						3442	FXE22HR11			4712	IXEH22TT			0.044
2007-2003	V6-3.5	VQ35DE		6076	K16HPR-U11			3417	SK16HR11	4505	PKH16TT	4703	IKH16TT	5343	IKH16	0.044
NV200																
2015-2013	L4-2.0	MR20DE						3439	FXE20HR11			4711	IXEH20TT			0.044
NV1500																
2015-2013	V6-4.0	VQ40DE						3450	FK16HR11			4703	IKH16TT	5343	IKH16	0.044
2012	V6-4.0	VQ40DE						3450	FK16HR11							0.044



YEAR ANEE AÑO	CYL	ENGINE MOTEUR MOTOR	NOTES/NOTAS	OE Types						Twin-Tip (TT) Technology				High Performance		GAP ECART. BRECHA		
				U-GROOVE (Standard)		DOUBLE PLATINUM		IRIDIUM LONG-LIFE		PLATINUM TT		IRIDIUM TT		IRIDIUM POWER / IRIDIUM RACING				
				STOCK STOCK BOLSA	PLUG BOUGIE BUJIA	STOCK STOCK BOLSA	PLUG BOUGIE BUJIA	STOCK STOCK BOLSA	PLUG BOUGIE BUJIA	STOCK STOCK BOLSA	PLUG BOUGIE BUJIA	STOCK STOCK BOLSA	PLUG BOUGIE BUJIA	STOCK STOCK BOLSA	PLUG BOUGIE BUJIA			
NISSAN [continued]																		
NV2500																		
2015	V6-4.0	VQ40DE								3439	FXE20HR11			4711	IXEH20TT		0.044	
2015	V8-5.6	VK56DE								3439	FXE20HR11			4711	IXEH20TT		0.044	
2014-2013	V6-4.0	VQ40DE								3450	FK16HR11			4703	IKH16TT	5343	IKH16	0.044
2014-2013	V8-5.6	VK56DE								3450	FK16HR11			4703	IKH16TT	5343	IKH16	0.044
2012	V6-4.0	VQ40DE								3450	FK16HR11							0.044
2012	V8-5.6	VK56DE								3450	FK16HR11							0.044
NV3500																		
2015	V6-4.0	VQ40DE								3439	FXE20HR11			4711	IXEH20TT		0.044	
2015	V8-5.6	VK56DE								3439	FXE20HR11			4711	IXEH20TT		0.044	
2014-2013	V6-4.0	VQ40DE								3450	FK16HR11			4703	IKH16TT	5343	IKH16	0.044
2014-2013	V8-5.6	VK56DE								3450	FK16HR11			4703	IKH16TT	5343	IKH16	0.044
2012	V6-4.0	VQ40DE								3450	FK16HR11							0.044
2012	V8-5.6	VK56DE								3450	FK16HR11							0.044
NX																		
1993-1991	L4-1.6	GA16DE		3130	K16PR-U11	3174	PK16PR-P11	3395	SK16PR-L11	4503	PK16TT	4701	IK16TT	5303	IK16		0.044	
1993-1991	L4-2.0	SR20DE		3130	K16PR-U11	3264	PK16PR11	3395	SK16PR-L11	4503	PK16TT	4701	IK16TT	5303	IK16		0.044	
PATHFINDER																		
2015-2013	V6-3.5	VQ35DE								3442	FXE22HR11			4712	IXEH22TT		0.044	
2012-2008	V6-4.0	VQ40DE								3450	FK16HR11						0.044	
2012-2008	V8-5.6	VK56DE								3450	FK16HR11						0.044	
2007-2005	V6-4.0	VQ40DE		6076	K16HPR-U11					3417	SK16HR11	4505	PKH16TT	4703	IKH16TT	5343	IKH16	0.044
2004-2001	V6-3.5	VQ35DE		6076	K16HPR-U11					3417	SK16HR11	4505	PKH16TT	4703	IKH16TT	5343	IKH16	0.044
2004	V8-5.6	VK56DE		6076	K16HPR-U11					3417	SK16HR11	4505	PKH16TT	4703	IKH16TT	5343	IKH16	0.044
2000-1998	V6-3.3	VG33E		3130	K16PR-U11	3293	K16PR-P11	3395	SK16PR-L11	4503	PK16TT	4701	IK16TT	5303	IK16		0.044	
1997-1996	V6-3.3	VG33E		3130	K16PR-U11	3264	PK16PR11	3395	SK16PR-L11	4503	PK16TT	4701	IK16TT	5303	IK16		0.044	
1995-1990	V6-3.0	VG30E		3119	K16R-U	3301	PK16R8	3435	SK16PR-F8	4503	PK16TT	4701	IK16TT	5303	IK16		0.032	
1989-1987	V6-3.0	VG30I		5016	Q16PR-U11	3005	PQ16R			4507	PQ16TT	4706	IQ16TT	5301	IQ16		0.044	
1988-1987	L4-2.4	Z24I		3031	W16EXR-U	3004	P16R			4501	PW16TT	4708	IW16TT	5305	IW16		0.032	
PICKUP																		
1997-1995	L4-2.4	KA24E		3135	K16GPR-U11												0.044	
1996	V6-3.0	VG30E		3122	K20R-U	3127	PK20R8	3403	SK20PR-A8	4504	PK20TT	4702	IK20TT	5304	IK20		0.032	
1995	V6-3.0	VG30E		3119	K16R-U	3301	PK16R8	3435	SK16PR-F8	4503	PK16TT	4701	IK16TT	5303	IK16		0.032	
PULSAR																		
1983	L4-1.6	E16		3032	W16EXR-U11	3004	P16R			4501	PW16TT	4708	IW16TT	5305	IW16		0.044	
PULSAR NX																		
1990-1989	L4-1.6	GA16I		5016	Q16PR-U11	3005	PQ16R			4507	PQ16TT	4706	IQ16TT	5301	IQ16		0.044	
1989-1988	L4-1.8	CA18DE		3009	Q20R-U11	3117	PQ20R			4508	PQ20TT	4707	IQ20TT	5302	IQ20		0.044	
1988-1987	L4-1.6	E16I		3201	W16EPR-U11	3114	P16PR11			4501	PW16TT	4708	IW16TT	5305	IW16		0.044	
1987	L4-1.6	CA16DE		3009	Q20R-U11	3117	PQ20R			4508	PQ20TT	4707	IQ20TT	5302	IQ20		0.044	



YEAR ANNEE AÑO	CYL	ENGINE MOTEUR MOTOR	NOTES/NOTAS	OE Types						Twin-Tip (TT) Technology				High Performance		GAP ECART. BRECHA	
				U-GROOVE (Standard)		DOUBLE PLATINUM		IRIDIUM LONG-LIFE		PLATINUM TT		IRIDIUM TT		IRIDIUM POWER / IRIDIUM RACING			
				STOCK STOCK BOLSA	PLUG BOUGIE BUJIA	STOCK STOCK BOLSA	PLUG BOUGIE BUJIA	STOCK STOCK BOLSA	PLUG BOUGIE BUJIA	STOCK STOCK BOLSA	PLUG BOUGIE BUJIA	STOCK STOCK BOLSA	PLUG BOUGIE BUJIA	STOCK STOCK BOLSA	PLUG BOUGIE BUJIA		
NISSAN [continued]																	
PULSAR NX [continued]																	
1986-1985	L4-1.6	E16		3014	W14EXR-U11											0.044	
1984-1983	L4-1.5	E15T	T	3066	W20EXR-U	3229	P20R8				4502	PW20TT	4709	IW20TT	5306	IW20	0.032
1984-1983	L4-1.6	E16		3032	W16EXR-U11	3004	P16R				4501	PW16TT	4708	IW16TT	5305	IW16	0.044
QUEST																	
2015-2011	V6-3.5	VQ35DE							3442	FXE22HR11			4712	IXEH22TT			0.044
2009-2008	V6-3.5	VQ35DE							3417	SK16HR11	4505	PKH16TT	4703	IKH16TT	5343	IKH16	0.044
2007-2004	V6-3.5	VQ35DE		6076	K16HPR-U11				3417	SK16HR11	4505	PKH16TT	4703	IKH16TT	5343	IKH16	0.044
2002-1999	V6-3.3	VG33E		3130	K16PR-U11	3264	PK16PR11	3395	SK16PR-L11	4503	PK16TT	4701	IK16TT	5303	IK16	0.044	
1998-1993	V6-3.0	VG30E		3122	K20R-U	3127	PK20R8	3403	SK20PR-A8	4504	PK20TT	4702	IK20TT	5304	IK20	0.032	
ROGUE																	
2015-2014	L4-2.5	QR25DE							3490	FXE20HE11C			4710	IXEH20ETT			0.044
2013-2008	L4-2.5	QR25DE							3439	FXE20HR11			4711	IXEH20TT			0.044
ROGUE SELECT																	
2015-2014	L4-2.5	QR25DE							3439	FXE20HR11			4711	IXEH20TT			0.044
SENTRA																	
2015	L4-1.8	MRA8DE							3439	FXE20HR11			4711	IXEH20TT			0.044
2014-2013	L4-1.8	MRA8DE	Calif,						3439	FXE20HR11			4711	IXEH20TT			0.044
2014-2013	L4-1.8	MRA8DE	Exc.Calif,						3444	SC20HR11			4711	IXEH20TT			0.044
2012-2010	L4-2.0	MR20DE							3439	FXE20HR11			4711	IXEH20TT			0.044
2012-2007	L4-2.5	QR25DE							3439	FXE20HR11			4711	IXEH20TT			0.044
2009-2007	L4-2.0	MR20DE							3444	SC20HR11							0.044
2006-2002	L4-2.5	QR25DE		6076	K16HPR-U11				3417	SK16HR11	4505	PKH16TT	4703	IKH16TT	5343	IKH16	0.044
2006-2000	L4-1.8	QG18DE		6076	K16HPR-U11				3417	SK16HR11	4505	PKH16TT	4703	IKH16TT	5343	IKH16	0.044
2001	L4-2.0	SR20DE		3192	K22PR-U11	3265	PK22PR11	3372	SK22PR-M11					5310	IK22	0.044	
2000-1998	L4-2.0	SR20DE		3191	K16PR-U	3264	PK16PR11	3395	SK16PR-L11	4503	PK16TT	4701	IK16TT	5303	IK16	0.032	
1999-1997	L4-1.6	GA16DE		3130	K16PR-U11	3264	PK16PR11	3395	SK16PR-L11	4503	PK16TT	4701	IK16TT	5303	IK16	0.044	
1996-1991	L4-1.6	GA16DE		3130	K16PR-U11	3174	PK16PR-P11	3395	SK16PR-L11	4503	PK16TT	4701	IK16TT	5303	IK16	0.044	
1994-1992	L4-2.0	SR20DE		3130	K16PR-U11	3264	PK16PR11	3395	SK16PR-L11	4503	PK16TT	4701	IK16TT	5303	IK16	0.044	
1991	L4-2.0	SR20DE		3130	K16PR-U11	3264	PK16PR11	3395	SK16PR-L11	4503	PK16TT	4701	IK16TT	5303	IK16	0.044	
1990-1989	L4-1.6	GA16I		5016	Q16PR-U11	3005	PQ16R			4507	PQ16TT	4706	IQ16TT	5301	IQ16	0.044	
1988-1987	L4-1.6	E16I		3201	W16EPR-U11	3114	P16PR11			4501	PW16TT	4708	IW16TT	5305	IW16	0.044	
1987-1986	L4-1.6	E16S		3201	W16EPR-U11	3114	P16PR11			4501	PW16TT	4708	IW16TT	5305	IW16	0.044	
1985	L4-1.6	E16		3201	W16EPR-U11	3114	P16PR11			4501	PW16TT	4708	IW16TT	5305	IW16	0.044	
1984-1983	L4-1.6	E16		3032	W16EXR-U11	3004	P16R			4501	PW16TT	4708	IW16TT	5305	IW16	0.044	
1983-1982	L4-1.5	E15S		3032	W16EXR-U11	3004	P16R			4501	PW16TT	4708	IW16TT	5305	IW16	0.044	
STANZA																	
1992-1990	L4-2.4	KA24E		3135	K16GPR-U11												0.044
1989-1987	L4-2.0	CA20E		5016	Q16PR-U11	3005	PQ16R			4507	PQ16TT	4706	IQ16TT	5301	IQ16	0.044	
1986-1984	L4-2.0	CA20E		3006	Q16R-U11	3005	PQ16R			4507	PQ16TT	4706	IQ16TT	5301	IQ16	0.044	
1983-1982	L4-2.0	CA20S		3032	W16EXR-U11	3004	P16R			4501	PW16TT	4708	IW16TT	5305	IW16	0.044	



YEAR ANNEE AÑO	CYL	ENGINE MOTEUR MOTOR	NOTES/NOTAS	OE Types						Twin-Tip (TT) Technology				High Performance		GAP ECART. BRECHA		
				U-GROOVE (Standard)		DOUBLE PLATINUM		IRIDIUM LONG-LIFE		PLATINUM TT		IRIDIUM TT		IRIDIUM POWER / IRIDIUM RACING				
				STOCK STOCK BOLSA	PLUG BOUGIE BUJIA	STOCK STOCK BOLSA	PLUG BOUGIE BUJIA	STOCK STOCK BOLSA	PLUG BOUGIE BUJIA	STOCK STOCK BOLSA	PLUG BOUGIE BUJIA	STOCK STOCK BOLSA	PLUG BOUGIE BUJIA	STOCK STOCK BOLSA	PLUG BOUGIE BUJIA			
NISSAN [continued]																		
TITAN																		
2015-2013	V8-5.6	VK56DE							3450	FK16HR11			4703	IKH16TT	5343	IKH16	0.044	
2012-2007	V8-5.6	VK56DE							3450	FK16HR11							0.044	
2006-2004	V8-5.6	VK56DE		6076	K16HPR-U11				3417	SK16HR11	4505	PKH16TT	4703	IKH16TT	5343	IKH16	0.044	
VAN																		
1988-1987	L4-2.4	Z24I		3031	W16EXR-U	3004	P16R					4501	PW16TT	4708	IW16TT	5305	IW16	0.032
VERSA																		
2015-2012	L4-1.6	HR16DE							3439	FXE20HR11			4711	IXEH20TT			0.044	
2012-2007	L4-1.8	MR18DE							3439	FXE20HR11			4711	IXEH20TT			0.044	
2011	L4-1.6	HR16DE							3436	FXE20HE11			4710	IXEH20ETT			0.044	
2010	L4-1.6	HR16DE							3439	FXE20HR11			4711	IXEH20TT			0.044	
2009	L4-1.6	HR16DE							3436	FXE20HE11			4710	IXEH20ETT			0.044	
2009	L4-1.6	HR16DE							3439	FXE20HR11			4710	IXEH20ETT			0.044	
2009	L4-1.6	HR16DE											4711	IXEH20TT			0.040	
VERSA NOTE																		
2015-2014	L4-1.6	HR16DE							3439	FXE20HR11			4711	IXEH20TT			0.044	
XTERRA																		
2015-2013	V6-4.0	VQ40DE							3450	FK16HR11			4703	IKH16TT	5343	IKH16	0.044	
2012-2008	V6-4.0	VQ40DE							3450	FK16HR11							0.044	
2007-2005	V6-4.0	VQ40DE		6076	K16HPR-U11				3417	SK16HR11	4505	PKH16TT	4703	IKH16TT	5343	IKH16	0.044	
2004-2003	V6-3.3	VG33ER	S	3192	K22PR-U11	3265	PK22PR11	3372	SK22PR-M11						5310	IK22	0.044	
2004-2003	V6-3.3	VG33E		3130	K16PR-U11	3264	PK16PR11	3395	SK16PR-L11	4503	PK16TT	4701	IK16TT	5303	IK16	0.044		
2004-2001	L4-2.4	KA24DE		3130	K16PR-U11	3264	PK16PR11	3395	SK16PR-L11	4503	PK16TT	4701	IK16TT	5303	IK16	0.044		
2002	V6-3.3	VG33E		3192	K22PR-U11	3265	PK22PR11	3372	SK22PR-M11						5310	IK22	0.044	
2002	V6-3.3	VG33ER	S	3130	K16PR-U11	3264	PK16PR11	3395	SK16PR-L11	4503	PK16TT	4701	IK16TT	5303	IK16	0.044		
2001	V6-3.3	VG33E		3130	K16PR-U11	3264	PK16PR11	3395	SK16PR-L11	4503	PK16TT	4701	IK16TT	5303	IK16	0.044		
2000	L4-2.4	KA24DE				3293	K16PR-P11	3395	SK16PR-L11	4503	PK16TT	4701	IK16TT	5303	IK16	0.044		
2000	V6-3.3	VG33E		3130	K16PR-U11	3293	K16PR-P11	3395	SK16PR-L11	4503	PK16TT	4701	IK16TT	5303	IK16	0.044		
OLDSMOBILE																		
88																		
1999-1995	V6-3.8	K		5023	T16EPR-U15	5070	PT16EPR-L13					4511	PT16TT	4713	IT16TT	5325	IT16	0.050
1995	V6-3.8	1	S	5023	T16EPR-U15	5070	PT16EPR-L13					4511	PT16TT	4713	IT16TT	5325	IT16	0.050
1994-1992	V6-3.8	L		5023	T16EPR-U15	5070	PT16EPR-L13					4511	PT16TT	4713	IT16TT	5325	IT16	0.060
98																		
1996-1995	V6-3.8	K		5023	T16EPR-U15	5070	PT16EPR-L13					4511	PT16TT	4713	IT16TT	5325	IT16	0.050
1995-1992	V6-3.8	1	S	5023	T16EPR-U15	5070	PT16EPR-L13					4511	PT16TT	4713	IT16TT	5325	IT16	0.060
1994-1991	V6-3.8	L		5023	T16EPR-U15	5070	PT16EPR-L13					4511	PT16TT	4713	IT16TT	5325	IT16	0.060
1990-1988	V6-3.8	C		5023	T16EPR-U15	5070	PT16EPR-L13					4511	PT16TT	4713	IT16TT	5325	IT16	0.060
1987	V6-3.8	3		5022	T16EPR-U	5091	PT16EPR10					4511	PT16TT	4713	IT16TT	5325	IT16	0.032



YEAR ANNEE AÑO	CYL	ENGINE MOTEUR MOTOR	NOTES/NOTAS	OE Types						Twin-Tip (TT) Technology				High Performance		GAP ECART. BRECHA
				U-GROOVE (Standard)		DOUBLE PLATINUM		IRIDIUM LONG-LIFE		PLATINUM TT		IRIDIUM TT		IRIDIUM POWER / IRIDIUM RACING		
				STOCK STOCK BOLSA	PLUG BOUGIE BUJIA	STOCK STOCK BOLSA	PLUG BOUGIE BUJIA	STOCK STOCK BOLSA	PLUG BOUGIE BUJIA	STOCK STOCK BOLSA	PLUG BOUGIE BUJIA	STOCK STOCK BOLSA	PLUG BOUGIE BUJIA	STOCK STOCK BOLSA	PLUG BOUGIE BUJIA	
OLDSMOBILE [continued]																
98 [continued]																
1986	V6-3.8	B		5022	T16EPR-U	5091	PT16EPR10			4511	PT16TT	4713	IT16TT	5325	IT16	0.032
1985	V6-3.0	E		5027	T16PR-U15					4509	PTF16TT	4715	ITF16TT	5330	ITF16	0.060
1985	V6-3.8	3		5027	T16PR-U15					4509	PTF16TT	4715	ITF16TT	5330	ITF16	0.060
1984-1980	V8-5.0	Y		6007	W9PR-U											0.027
1983-1981	V6-4.1	4		5027	T16PR-U15					4509	PTF16TT	4715	ITF16TT	5330	ITF16	0.060
1980-1977	V8-5.7	R		6007	W9PR-U											0.027
1979-1977	V8-6.6	K		6007	W9PR-U											0.027
1976-1973	V8-7.5	T		6007	W9PR-U											0.027
1975	V8-6.6	S		5027	T16PR-U15					4509	PTF16TT	4715	ITF16TT	5330	ITF16	0.060
1974	V8-7.5	U		6007	W9PR-U											0.027
1973-1972	V8-5.7	H		6007	W9PR-U											0.027
1973	V8-5.7	K		6021	W14PR-U											0.027
1972	V8-7.5	T		6021	W14PR-U											0.027
1971-1970	V8-7.5			6007	W9PR-U											0.027
1969-1968	V8-7.5			6021	W14PR-U											0.027
1967-1965	V8-7.0			6021	W14PR-U											0.027
1964-1960	V8-6.5			3037	W16PR-U											0.027
442																
1971	V8-7.5			6021	W14PR-U											0.027
1970-1968	V8-5.7			6007	W9PR-U											0.027
1970	V8-7.5			6007	W9PR-U											0.027
1969-1968	V8-7.5			6021	W14PR-U											0.027
1969-1965	V8-6.6			3037	W16PR-U											0.027
ACHIEVA																
1998-1996	L4-2.4	T		5023	T16EPR-U15	5070	PT16EPR-L13			4511	PT16TT	4713	IT16TT	5325	IT16	0.050
1998-1996	V6-3.1	M		5023	T16EPR-U15	5070	PT16EPR-L13			4511	PT16TT	4713	IT16TT	5325	IT16	0.050
1995-1994	L4-2.3	D		5023	T16EPR-U15	5070	PT16EPR-L13			4511	PT16TT	4713	IT16TT	5325	IT16	0.060
1995-1994	V6-3.1	M		5023	T16EPR-U15	5070	PT16EPR-L13			4511	PT16TT	4713	IT16TT	5325	IT16	0.060
1994-1992	L4-2.3	3		3130	K16PR-U11	3174	PK16PR-P11	3395	SK16PR-L11	4503	PK16TT	4701	IK16TT	5303	IK16	0.044
1994	L4-2.3	A		3119	K16R-U	3301	PK16R8	3435	SK16PR-F8	4503	PK16TT	4701	IK16TT	5303	IK16	0.032
1993-1992	L4-2.3	A		3130	K16PR-U11	3174	PK16PR-P11	3395	SK16PR-L11	4503	PK16TT	4701	IK16TT	5303	IK16	0.044
1993-1992	L4-2.3	D		3130	K16PR-U11	3174	PK16PR-P11	3395	SK16PR-L11	4503	PK16TT	4701	IK16TT	5303	IK16	0.044
1993-1992	V6-3.3	N		5023	T16EPR-U15	5070	PT16EPR-L13			4511	PT16TT	4713	IT16TT	5325	IT16	0.060
ALERO																
2004-2002	L4-2.2	L61				5068	PT16VR13			4513	PTV16TT	4718	ITV16TT	5338	ITV16	0.050
2004-1999	V6-3.4	E		5023	T16EPR-U15	5070	PT16EPR-L13			4511	PT16TT	4713	IT16TT	5325	IT16	0.050
2001-1999	L4-2.4	T		5023	T16EPR-U15	5070	PT16EPR-L13			4511	PT16TT	4713	IT16TT	5325	IT16	0.050
AURORA																
2003-2001	V8-4.0	C		5023	T16EPR-U15	5092	PT16EPR13			4511	PT16TT	4713	IT16TT	5325	IT16	0.050
2002-2001	V6-3.5	H		5023	T16EPR-U15	5070	PT16EPR-L13			4511	PT16TT	4713	IT16TT	5325	IT16	0.050
1999-1995	V8-4.0	C		5023	T16EPR-U15	5070	PT16EPR-L13			4511	PT16TT	4713	IT16TT	5325	IT16	0.050



YEAR ANEE AÑO	CYL	ENGINE MOTEUR MOTOR	NOTES/NOTAS	OE Types						Twin-Tip (TT) Technology				High Performance		GAP ECART. BRECHA	
				U-GROOVE (Standard)		DOUBLE PLATINUM		IRIDIUM LONG-LIFE		PLATINUM TT		IRIDIUM TT		IRIDIUM POWER / IRIDIUM RACING			
				STOCK STOCK BOLSA	PLUG BOUCIE BUJIA	STOCK STOCK BOLSA	PLUG BOUCIE BUJIA	STOCK STOCK BOLSA	PLUG BOUCIE BUJIA	STOCK STOCK BOLSA	PLUG BOUCIE BUJIA	STOCK STOCK BOLSA	PLUG BOUCIE BUJIA	STOCK STOCK BOLSA	PLUG BOUCIE BUJIA		
OLDSMOBILE [continued]																	
BRAVADA																	
2004-2002	L6-4.2	S				5068	PT16VR13				4513	PTV16TT	4718	ITV16TT	5338	ITV16	0.050
2001-1996	V6-4.3	W		5023	T16EPR-U15	5070	PT16EPR-L13				4511	PT16TT	4713	IT16TT	5325	IT16	0.050
1994-1992	V6-4.3	W		5035	T20PR-U						4510	PTF20TT	4716	ITF20TT	5331	ITF20	0.035
1992-1991	V6-4.3	Z		5035	T20PR-U						4510	PTF20TT	4716	ITF20TT	5331	ITF20	0.035
CALAIS																	
1987-1985	L4-2.5	U		5037	T20PR-U15						4510	PTF20TT	4716	ITF20TT	5331	ITF20	0.060
1987-1985	V6-3.0	L		5022	T16EPR-U	5091	PT16EPR10				4511	PT16TT	4713	IT16TT	5325	IT16	0.032
1987	L4-2.3	D		5016	Q16PR-U11	3005	PQ16R				4507	PQ16TT	4706	IQ16TT	5301	IQ16	0.044
CUSTOM CRUISER																	
1992-1991	V8-5.0	E		6007	W9PR-U												0.027
1992	V8-5.7	7		6007	W9PR-U												0.027
1990-1980	V8-5.0	Y		6007	W9PR-U												0.027
1980-1977	V8-5.7	R		6007	W9PR-U												0.027
1979-1977	V8-6.6	K		6007	W9PR-U												0.027
1977	V8-5.7	L		5026	T16PR-U11						4509	PTF16TT	4715	ITF16TT	5330	ITF16	0.044
1976-1973	V8-7.5	T		6007	W9PR-U												0.027
1975	V8-6.6	R		5021	T14PR-U15												0.060
1975	V8-6.6	S		5027	T16PR-U15						4509	PTF16TT	4715	ITF16TT	5330	ITF16	0.060
1973	V8-5.7	K		6021	W14PR-U												0.027
1972	V8-7.5	T		6021	W14PR-U												0.027
1971	V8-7.5			6021	W14PR-U												0.027
CUTLASS																	
1999-1997	V6-3.1	M		5023	T16EPR-U15	5070	PT16EPR-L13				4511	PT16TT	4713	IT16TT	5325	IT16	0.050
1999	V6-3.1	J		5023	T16EPR-U15	5070	PT16EPR-L13				4511	PT16TT	4713	IT16TT	5325	IT16	0.050
1981-1978	V6-3.8	A		5027	T16PR-U15						4509	PTF16TT	4715	ITF16TT	5330	ITF16	0.060
1981-1975	V8-4.3	F		6007	W9PR-U												0.027
1981	V8-4.4	J		5026	T16PR-U11						4509	PTF16TT	4715	ITF16TT	5330	ITF16	0.044
1980-1979	V8-5.7	R		6007	W9PR-U												0.027
1980-1978	V8-5.0	H		5026	T16PR-U11						4509	PTF16TT	4715	ITF16TT	5330	ITF16	0.044
1979-1978	V8-5.7	L		5026	T16PR-U11						4509	PTF16TT	4715	ITF16TT	5330	ITF16	0.044
1979	V6-3.8	2		5027	T16PR-U15						4509	PTF16TT	4715	ITF16TT	5330	ITF16	0.060
1978	V8-5.0	U		5026	T16PR-U11						4509	PTF16TT	4715	ITF16TT	5330	ITF16	0.044
1977-1976	V8-5.7	R		6007	W9PR-U												0.027
1977	V6-3.8	C		5021	T14PR-U15												0.060
1977	V8-6.6	K		6007	W9PR-U												0.027
1976-1975	L6-4.1	D		5020	T14PR-U												0.035
1976-1975	V8-7.5	T		6007	W9PR-U												0.027
1975-1974	V8-5.7	K		6007	W9PR-U												0.027
1974-1972	V8-7.5	U		6007	W9PR-U												0.027
1974	V8-5.7	M		6007	W9PR-U												0.027



YEAR ANNEE AÑO	CYL	ENGINE MOTEUR MOTOR	NOTES/NOTAS	OE Types						Twin-Tip (TT) Technology				High Performance		GAP ECART. BRECHA	
				U-GROOVE (Standard)		DOUBLE PLATINUM		IRIDIUM LONG-LIFE		PLATINUM TT		IRIDIUM TT		IRIDIUM POWER / IRIDIUM RACING			
				STOCK STOCK BOLSA	PLUG BOUGIE BUJIA	STOCK STOCK BOLSA	PLUG BOUGIE BUJIA	STOCK STOCK BOLSA	PLUG BOUGIE BUJIA	STOCK STOCK BOLSA	PLUG BOUGIE BUJIA	STOCK STOCK BOLSA	PLUG BOUGIE BUJIA	STOCK STOCK BOLSA	PLUG BOUGIE BUJIA		
OLDSMOBILE [continued]																	
CUTLASS [continued]																	
1973-1972	V8-5.7	K		6021	W14PR-U												0.027
1973-1972	V8-5.7	H		6007	W9PR-U												0.027
1971-1970	L6-4.1			5020	T14PR-U												0.035
1971	V8-5.7		Except S,	6021	W14PR-U												0.027
1971	V8-5.7		S,	6007	W9PR-U												0.027
1971	V8-7.5			6021	W14PR-U												0.027
1970-1969	V8-5.7			6021	W14PR-U												0.027
1970	V8-7.5			6007	W9PR-U												0.027
1969-1968	L6-4.1			3031	W16EXR-U	3004	P16R			4501	PW16TT	4708	IW16TT	5305	IW16		0.032
1968-1965	V8-6.6			3037	W16PR-U												0.027
1968	V8-5.7			6007	W9PR-U												0.027
1967-1964	V8-5.4			6021	W14PR-U												0.027
1963	V8-3.5			4184	W14FPR-U												0.027
1962	V8-3.5			3033	W16FSR									5359	IWF16		0.027
CUTLASS CALAIS																	
1991-1990	L4-2.3	D		3130	K16PR-U11	3174	PK16PR-P11	3395	SK16PR-L11	4503	PK16TT	4701	IK16TT	5303	IK16		0.044
1991-1989	L4-2.3	A		3130	K16PR-U11	3174	PK16PR-P11	3395	SK16PR-L11	4503	PK16TT	4701	IK16TT	5303	IK16		0.044
1991-1989	V6-3.3	N		5023	T16EPR-U15	5070	PT16EPR-L13			4511	PT16TT	4713	IT16TT	5325	IT16		0.060
1991-1988	L4-2.5	U		5037	T20PR-U15					4510	PTF20TT	4716	ITF20TT	5331	ITF20		0.060
1989-1988	L4-2.3	D		5016	Q16PR-U11	3005	PQ16R			4507	PQ16TT	4706	IQ16TT	5301	IQ16		0.044
1988	V6-3.0	L		5022	T16EPR-U	5091	PT16EPR10			4511	PT16TT	4713	IT16TT	5325	IT16		0.032
1984-1983	V8-5.0	9		5026	T16PR-U11					4509	PTF16TT	4715	ITF16TT	5330	ITF16		0.044
1984-1982	V8-5.0	Y		6007	W9PR-U												0.027
1984-1978	V6-3.8	A		5027	T16PR-U15					4509	PTF16TT	4715	ITF16TT	5330	ITF16		0.060
1982	V8-4.3	8		6007	W9PR-U												0.027
1982	V8-4.4	J		5026	T16PR-U11					4509	PTF16TT	4715	ITF16TT	5330	ITF16		0.044
1981-1978	V8-4.3	F		6007	W9PR-U												0.027
1980-1979	V8-5.7	R		6007	W9PR-U												0.027
1980-1978	V8-5.0	H		5026	T16PR-U11					4509	PTF16TT	4715	ITF16TT	5330	ITF16		0.044
1979	V6-3.8	2		5027	T16PR-U15					4509	PTF16TT	4715	ITF16TT	5330	ITF16		0.060
1978	V8-5.0	U		5026	T16PR-U11					4509	PTF16TT	4715	ITF16TT	5330	ITF16		0.044
CUTLASS CIERA																	
1996-1995	L4-2.2	4				5071	TJ14R-P15			4511	PT16TT	4713	IT16TT	5325	IT16		0.060
1996	V6-3.1	M		5023	T16EPR-U15	5070	PT16EPR-L13			4511	PT16TT	4713	IT16TT	5325	IT16		0.050
1995-1994	V6-3.1	M		5023	T16EPR-U15	5070	PT16EPR-L13			4511	PT16TT	4713	IT16TT	5325	IT16		0.060
1994-1993	L4-2.2	4		5022	T16EPR-U	5091	PT16EPR10			4511	PT16TT	4713	IT16TT	5325	IT16		0.032
1993-1989	V6-3.3	N		5023	T16EPR-U15	5070	PT16EPR-L13			4511	PT16TT	4713	IT16TT	5325	IT16		0.060
1992-1982	L4-2.5	R		5037	T20PR-U15					4510	PTF20TT	4716	ITF20TT	5331	ITF20		0.060
1989-1987	V6-2.8	W		5022	T16EPR-U	5091	PT16EPR10			4511	PT16TT	4713	IT16TT	5325	IT16		0.032
1988-1986	V6-3.8	3		5022	T16EPR-U	5091	PT16EPR10			4511	PT16TT	4713	IT16TT	5325	IT16		0.032
1986-1982	V6-2.8	X		5036	T20PR-U11					4510	PTF20TT	4716	ITF20TT	5331	ITF20		0.044



YEAR ANEE AÑO	CYL	ENGINE MOTEUR MOTOR	NOTES/NOTAS	OE Types						Twin-Tip (TT) Technology				High Performance		GAP ECART. BRECHA	
				U-GROOVE (Standard)		DOUBLE PLATINUM		IRIDIUM LONG-LIFE		PLATINUM TT		IRIDIUM TT		IRIDIUM POWER / IRIDIUM RACING			
				STOCK STOCK BOLSA	PLUG BOUGIE BUJIA	STOCK STOCK BOLSA	PLUG BOUGIE BUJIA	STOCK STOCK BOLSA	PLUG BOUGIE BUJIA	STOCK STOCK BOLSA	PLUG BOUGIE BUJIA	STOCK STOCK BOLSA	PLUG BOUGIE BUJIA	STOCK STOCK BOLSA	PLUG BOUGIE BUJIA		
OLDSMOBILE [continued]																	
CUTLASS CIERA [continued]																	
1986	V6-2.8	W		5036	T20PR-U11						4510	PTF20TT	4716	ITF20TT	5331	ITF20	0.044
1985-1984	V6-3.8	3		5027	T16PR-U15						4509	PTF16TT	4715	ITF16TT	5330	ITF16	0.060
1985-1982	V6-3.0	E		5027	T16PR-U15						4509	PTF16TT	4715	ITF16TT	5330	ITF16	0.060
1983-1982	L4-2.5	5		5037	T20PR-U15						4510	PTF20TT	4716	ITF20TT	5331	ITF20	0.060
CUTLASS CRUISER																	
1994	V6-3.1	M		5023	T16EPR-U15	5070	PT16EPR-L13				4511	PT16TT	4713	IT16TT	5325	IT16	0.060
1993-1989	V6-3.3	N		5023	T16EPR-U15	5070	PT16EPR-L13				4511	PT16TT	4713	IT16TT	5325	IT16	0.060
1990-1987	L4-2.5	R		5037	T20PR-U15						4510	PTF20TT	4716	ITF20TT	5331	ITF20	0.060
1989-1987	V6-2.8	W		5022	T16EPR-U	5091	PT16EPR10				4511	PT16TT	4713	IT16TT	5325	IT16	0.032
1988-1987	V6-3.8	3		5022	T16EPR-U	5091	PT16EPR10				4511	PT16TT	4713	IT16TT	5325	IT16	0.032
1983-1981	V8-5.0	Y		6007	W9PR-U												0.027
1983-1980	V6-3.8	A		5027	T16PR-U15						4509	PTF16TT	4715	ITF16TT	5330	ITF16	0.060
1982	V8-4.3	8		6007	W9PR-U												0.027
1982	V8-4.4	J		5026	T16PR-U11						4509	PTF16TT	4715	ITF16TT	5330	ITF16	0.044
1982	V8-5.0	H		5026	T16PR-U11						4509	PTF16TT	4715	ITF16TT	5330	ITF16	0.044
1981-1980	V8-4.3	F		6007	W9PR-U												0.027
1980	V8-5.0	H		5026	T16PR-U11						4509	PTF16TT	4715	ITF16TT	5330	ITF16	0.044
1980	V8-5.7	R		6007	W9PR-U												0.027
CUTLASS SALON																	
1987-1985	V6-3.8	A		5027	T16PR-U15						4509	PTF16TT	4715	ITF16TT	5330	ITF16	0.060
1987-1985	V8-5.0	Y		5017	Q16PR-U15	3005	PQ16R				4507	PQ16TT	4706	IQ16TT	5301	IQ16	0.060
1986-1985	V8-5.0	9		5026	T16PR-U11						4509	PTF16TT	4715	ITF16TT	5330	ITF16	0.044
1981-1978	V6-3.8	A		5027	T16PR-U15						4509	PTF16TT	4715	ITF16TT	5330	ITF16	0.060
1981-1975	V8-4.3	F		6007	W9PR-U												0.027
1980-1978	V8-5.0	H		5026	T16PR-U11						4509	PTF16TT	4715	ITF16TT	5330	ITF16	0.044
1979	V6-3.8	2		5027	T16PR-U15						4509	PTF16TT	4715	ITF16TT	5330	ITF16	0.060
1979	V8-5.7	R		6007	W9PR-U												0.027
1978	V8-5.0	U		5026	T16PR-U11						4509	PTF16TT	4715	ITF16TT	5330	ITF16	0.044
1977-1976	V8-5.7	R		6007	W9PR-U												0.027
1977	V8-6.6	K		6007	W9PR-U												0.027
1976-1975	V8-7.5	T		6007	W9PR-U												0.027
1975	V8-5.7	K		6007	W9PR-U												0.027
CUTLASS SUPREME																	
1997-1996	V6-3.1	M		5023	T16EPR-U15	5070	PT16EPR-L13				4511	PT16TT	4713	IT16TT	5325	IT16	0.050
1996	V6-3.4	X		5023	T16EPR-U15	5070	PT16EPR-L13				4511	PT16TT	4713	IT16TT	5325	IT16	0.050
1995-1994	V6-3.1	M		5023	T16EPR-U15	5070	PT16EPR-L13				4511	PT16TT	4713	IT16TT	5325	IT16	0.060
1995-1991	V6-3.4	X		5032	T20EPR-U						4512	PT20TT	4714	IT20TT	5326	IT20	0.032
1993-1989	V6-3.1	T		5022	T16EPR-U	5091	PT16EPR10				4511	PT16TT	4713	IT16TT	5325	IT16	0.032
1993	V6-3.1	M		5022	T16EPR-U	5091	PT16EPR10				4511	PT16TT	4713	IT16TT	5325	IT16	0.032
1991-1990	L4-2.3	D		3130	K16PR-U11	3174	PK16PR-P11	3395	SK16PR-L11		4503	PK16TT	4701	IK16TT	5303	IK16	0.044
1990	L4-2.3	A		3130	K16PR-U11	3174	PK16PR-P11	3395	SK16PR-L11		4503	PK16TT	4701	IK16TT	5303	IK16	0.044



YEAR ANNEE AÑO	CYL	ENGINE MOTEUR MOTOR	NOTES/NOTAS	OE Types						Twin-Tip (TT) Technology				High Performance		GAP ECART. BRECHA
				U-GROOVE (Standard)		DOUBLE PLATINUM		IRIDIUM LONG-LIFE		PLATINUM TT		IRIDIUM TT		IRIDIUM POWER / IRIDIUM RACING		
				STOCK STOCK BOLSA	PLUG BOUGIE BUJIA	STOCK STOCK BOLSA	PLUG BOUGIE BUJIA	STOCK STOCK BOLSA	PLUG BOUGIE BUJIA	STOCK STOCK BOLSA	PLUG BOUGIE BUJIA	STOCK STOCK BOLSA	PLUG BOUGIE BUJIA	STOCK STOCK BOLSA	PLUG BOUGIE BUJIA	
OLDSMOBILE [continued]																
CUTLASS SUPREME [continued]																
1989-1988	V6-2.8	W		5022	T16EPR-U	5091	PT16EPR10			4511	PT16TT	4713	IT16TT	5325	IT16	0.032
1988-1985	V8-5.0	Y		5017	Q16PR-U15	3005	PQ16R			4507	PQ16TT	4706	IQ16TT	5301	IQ16	0.060
1987-1978	V6-3.8	A		5027	T16PR-U15					4509	PTF16TT	4715	ITF16TT	5330	ITF16	0.060
1987	V8-5.0	9		5026	T16PR-U11					4509	PTF16TT	4715	ITF16TT	5330	ITF16	0.044
1984-1982	V8-5.0	Y		6007	W9PR-U											0.027
1984	V8-5.0	9		5026	T16PR-U11					4509	PTF16TT	4715	ITF16TT	5330	ITF16	0.044
1982	V8-4.3	8		6007	W9PR-U											0.027
1982	V8-4.4	J		5026	T16PR-U11					4509	PTF16TT	4715	ITF16TT	5330	ITF16	0.044
1981-1975	V8-4.3	F		6007	W9PR-U											0.027
1980-1979	V8-5.7	R		6007	W9PR-U											0.027
1980-1978	V8-5.0	H		5026	T16PR-U11					4509	PTF16TT	4715	ITF16TT	5330	ITF16	0.044
1979	V6-3.8	2		5027	T16PR-U15					4509	PTF16TT	4715	ITF16TT	5330	ITF16	0.060
1978	V8-5.0	U		5026	T16PR-U11					4509	PTF16TT	4715	ITF16TT	5330	ITF16	0.044
1978	V8-5.7	L		6007	W9PR-U											0.027
1977-1976	V8-5.7	R		6007	W9PR-U											0.027
1977	V6-3.8	C		5021	T14PR-U15											0.060
1977	V8-6.6	K		6007	W9PR-U											0.027
1976-1975	V8-7.5	T		6007	W9PR-U											0.027
1976	L6-4.1	D		5020	T14PR-U											0.035
1975-1974	V8-5.7	K		6007	W9PR-U											0.027
1975	L6-4.1	D		5029	T16R-U					4509	PTF16TT	4715	ITF16TT	5330	ITF16	0.035
1974-1972	V8-7.5	U		6007	W9PR-U											0.027
1974	V8-5.7	M		6007	W9PR-U											0.027
1973-1972	V8-5.7	K		6021	W14PR-U											0.027
1973-1972	V8-5.7	H		6007	W9PR-U											0.027
1971	V8-7.5			6021	W14PR-U											0.027
CUTLASS TIARA																
1976	V8-4.3	F		6007	W9PR-U											0.027
1976	V8-5.7	R		6007	W9PR-U											0.027
1976	V8-7.5	T		6007	W9PR-U											0.027
DELMONT 88																
1968	V8-5.7			6021	W14PR-U											0.027
1967	V8-5.4			6021	W14PR-U											0.027
1967	V8-7.0			6021	W14PR-U											0.027
DELTA 88																
1991-1988	V6-3.8	C		5023	T16EPR-U15	5070	PT16EPR-L13			4511	PT16TT	4713	IT16TT	5325	IT16	0.060
1988-1986	V6-3.8	3		5022	T16EPR-U	5091	PT16EPR10			4511	PT16TT	4713	IT16TT	5325	IT16	0.032
1986	V6-3.0	L		5022	T16EPR-U	5091	PT16EPR10			4511	PT16TT	4713	IT16TT	5325	IT16	0.032
1985-1977	V6-3.8	A		5027	T16PR-U15					4509	PTF16TT	4715	ITF16TT	5330	ITF16	0.060
1985	V8-5.0	Y		5017	Q16PR-U15	3005	PQ16R			4507	PQ16TT	4706	IQ16TT	5301	IQ16	0.060
1984-1980	V8-5.0	Y		6007	W9PR-U											0.027



YEAR ANNEE AÑO	CYL	ENGINE MOTEUR MOTOR	NOTES/NOTAS	OE Types						Twin-Tip (TT) Technology				High Performance		GAP ECART. BRECHA	
				U-GROOVE (Standard)		DOUBLE PLATINUM		IRIDIUM LONG-LIFE		PLATINUM TT		IRIDIUM TT		IRIDIUM POWER / IRIDIUM RACING			
				STOCK STOCK BOLSA	PLUG BOUGIE BUJIA	STOCK STOCK BOLSA	PLUG BOUGIE BUJIA	STOCK STOCK BOLSA	PLUG BOUGIE BUJIA	STOCK STOCK BOLSA	PLUG BOUGIE BUJIA	STOCK STOCK BOLSA	PLUG BOUGIE BUJIA	STOCK STOCK BOLSA	PLUG BOUGIE BUJIA		
OLDSMOBILE [continued]																	
DELTA 88 [continued]																	
1982-1981	V8-4.4	J		5026	T16PR-U11						4509	PTF16TT	4715	ITF16TT	5330	ITF16	0.044
1982	V8-4.3	8		6007	W9PR-U												0.027
1981-1977	V8-4.3	F		6007	W9PR-U												0.027
1980-1976	V8-5.7	R		6007	W9PR-U												0.027
1979-1977	V8-6.6	K		6007	W9PR-U												0.027
1979	V8-4.9	Y		5021	T14PR-U15												0.060
1977	V6-3.8	C		5021	T14PR-U15												0.060
1977	V8-5.7	G		5026	T16PR-U11						4509	PTF16TT	4715	ITF16TT	5330	ITF16	0.044
1977	V8-5.7	L		5026	T16PR-U11						4509	PTF16TT	4715	ITF16TT	5330	ITF16	0.044
1976-1973	V8-7.5	T		6007	W9PR-U												0.027
1975-1974	V8-5.7	K		6007	W9PR-U												0.027
1975	V8-6.6	R		5021	T14PR-U15												0.060
1974	V8-7.5	U		6007	W9PR-U												0.027
1974	V8-7.5	R		5026	T16PR-U11						4509	PTF16TT	4715	ITF16TT	5330	ITF16	0.044
1973-1972	V8-5.7	K		6021	W14PR-U												0.027
1973-1972	V8-5.7	H		6007	W9PR-U												0.027
1972	V8-7.5	T		6021	W14PR-U												0.027
1971	V8-5.7			6007	W9PR-U												0.027
1971	V8-7.5			6021	W14PR-U												0.027
1970-1969	V8-5.7			6021	W14PR-U												0.027
1970-1969	V8-7.5			6007	W9PR-U												0.027
1968	V8-5.7			6007	W9PR-U												0.027
1968	V8-7.5			6021	W14PR-U												0.027
1967-1965	V8-7.0			6021	W14PR-U												0.027
1967	V8-5.4			6021	W14PR-U												0.027
DYNAMIC																	
1966-1965	V8-7.0			6021	W14PR-U												0.027
1964-1960	V8-6.5			3037	W16PR-U												0.027
F85																	
1972	V8-5.7	K		6021	W14PR-U												0.027
1972	V8-5.7	H		6007	W9PR-U												0.027
1972	V8-7.5	U		6007	W9PR-U												0.027
1971-1970	L6-4.1			5020	T14PR-U												0.035
1971	V8-5.7			6007	W9PR-U												0.027
1970	V8-5.7			6021	W14PR-U												0.027
1970	V8-7.5			6007	W9PR-U												0.027
1969-1968	V8-5.7			6007	W9PR-U												0.027
1969-1966	L6-4.1			3031	W16EXR-U	3004	P16R				4501	PW16TT	4708	IW16TT	5305	IW16	0.032
1967-1964	V8-5.4			6021	W14PR-U												0.027
1966-1965	V8-6.6			3037	W16PR-U												0.027
1965-1964	V6-3.7			3037	W16PR-U												0.027



YEAR ANNEE AÑO	CYL	ENGINE MOTEUR MOTOR	NOTES/NOTAS	OE Types						Twin-Tip (TT) Technology				High Performance		GAP ECART. BRECHA	
				U-GROOVE (Standard)		DOUBLE PLATINUM		IRIDIUM LONG-LIFE		PLATINUM TT		IRIDIUM TT		IRIDIUM POWER / IRIDIUM RACING			
				STOCK STOCK BOLSA	PLUG BOUGIE BUJIA	STOCK STOCK BOLSA	PLUG BOUGIE BUJIA	STOCK STOCK BOLSA	PLUG BOUGIE BUJIA	STOCK STOCK BOLSA	PLUG BOUGIE BUJIA	STOCK STOCK BOLSA	PLUG BOUGIE BUJIA	STOCK STOCK BOLSA	PLUG BOUGIE BUJIA		
OLDSMOBILE [continued]																	
F85 [continued]																	
1963	V8-3.5			3033	W16FSR										5359	IWF16	0.027
1962	V8-3.5			4184	W14FPR-U												0.027
1961	V8-3.5			3033	W16FSR										5359	IWF16	0.027
FIESTA																	
1963-1960	V8-6.5			3037	W16PR-U												0.027
FIRENZA																	
1988-1987	L4-2.0	1		5022	T16EPR-U	5091	PT16EPR10			4511	PT16TT	4713	IT16TT	5325	IT16		0.032
1988-1987	L4-2.0	K		3032	W16EXR-U11	3004	P16R			4501	PW16TT	4708	IW16TT	5305	IW16		0.044
1987-1986	V6-2.8	W		5032	T20EPR-U					4512	PT20TT	4714	IT20TT	5326	IT20		0.032
1986-1983	L4-2.0	P		5035	T20PR-U					4510	PTF20TT	4716	ITF20TT	5331	ITF20		0.035
1986-1982	L4-1.8	O		3031	W16EXR-U	3004	P16R			4501	PW16TT	4708	IW16TT	5305	IW16		0.032
1985	V6-2.8	W		5036	T20PR-U11					4510	PTF20TT	4716	ITF20TT	5331	ITF20		0.044
1984-1983	L4-2.0	B		5035	T20PR-U					4510	PTF20TT	4716	ITF20TT	5331	ITF20		0.035
1982	L4-1.8	G		5035	T20PR-U					4510	PTF20TT	4716	ITF20TT	5331	ITF20		0.035
INTRIGUE																	
2002-1999	V6-3.5	H		5023	T16EPR-U15	5070	PT16EPR-L13			4511	PT16TT	4713	IT16TT	5325	IT16		0.050
1999-1998	V6-3.8	K		5023	T16EPR-U15	5070	PT16EPR-L13			4511	PT16TT	4713	IT16TT	5325	IT16		0.050
JETFIRE																	
1963-1962	V8-3.5		T	4184	W14FPR-U												0.027
JETSTAR 88																	
1966-1964	V8-5.4			6021	W14PR-U												0.027
1965	V8-7.0			6021	W14PR-U												0.027
1964	V8-6.5			3037	W16PR-U												0.027
LSS																	
1999-1996	V6-3.8	K		5023	T16EPR-U15	5070	PT16EPR-L13			4511	PT16TT	4713	IT16TT	5325	IT16		0.050
1999-1996	V6-3.8	1	S	5023	T16EPR-U15	5070	PT16EPR-L13			4511	PT16TT	4713	IT16TT	5325	IT16		0.050
OMEGA																	
1984-1982	L4-2.5	R		5037	T20PR-U15					4510	PTF20TT	4716	ITF20TT	5331	ITF20		0.060
1984-1982	V6-2.8	Z		5036	T20PR-U11					4510	PTF20TT	4716	ITF20TT	5331	ITF20		0.044
1984-1981	V6-2.8	X		5036	T20PR-U11					4510	PTF20TT	4716	ITF20TT	5331	ITF20		0.044
1983	L4-2.5	5		5037	T20PR-U15					4510	PTF20TT	4716	ITF20TT	5331	ITF20		0.060
1981-1980	L4-2.5	5		5037	T20PR-U15					4510	PTF20TT	4716	ITF20TT	5331	ITF20		0.060
1980	V6-2.8	7		5036	T20PR-U11					4510	PTF20TT	4716	ITF20TT	5331	ITF20		0.044
1979-1978	V6-3.8	A		5027	T16PR-U15					4509	PTF16TT	4715	ITF16TT	5330	ITF16		0.060
1979-1977	V8-5.7	L		5026	T16PR-U11					4509	PTF16TT	4715	ITF16TT	5330	ITF16		0.044
1979	V8-5.0	G		5026	T16PR-U11					4509	PTF16TT	4715	ITF16TT	5330	ITF16		0.044
1978-1977	V8-5.0	U		5026	T16PR-U11					4509	PTF16TT	4715	ITF16TT	5330	ITF16		0.044
1977-1975	V8-4.3	F		6007	W9PR-U												0.027
1977	V6-3.8	C		5021	T14PR-U15												0.060
1977	V8-5.7	R		6007	W9PR-U												0.027



YEAR ANEE AÑO	CYL	ENGINE MOTEUR MOTOR	NOTES/NOTAS	OE Types						Twin-Tip (TT) Technology				High Performance		GAP ECART. BRECHA	
				U-GROOVE (Standard)		DOUBLE PLATINUM		IRIDIUM LONG-LIFE		PLATINUM TT		IRIDIUM TT		IRIDIUM POWER / IRIDIUM RACING			
				STOCK STOCK BOLSA	PLUG BOUGIE BUJIA	STOCK STOCK BOLSA	PLUG BOUGIE BUJIA	STOCK STOCK BOLSA	PLUG BOUGIE BUJIA	STOCK STOCK BOLSA	PLUG BOUGIE BUJIA	STOCK STOCK BOLSA	PLUG BOUGIE BUJIA	STOCK STOCK BOLSA	PLUG BOUGIE BUJIA		
OLDSMOBILE [continued]																	
OMEGA [continued]																	
1976-1975	V8-5.7	H		5026	T16PR-U11						4509	PTF16TT	4715	ITF16TT	5330	ITF16	0.044
1976-1975	V8-5.7	J		5026	T16PR-U11						4509	PTF16TT	4715	ITF16TT	5330	ITF16	0.044
1976-1973	L6-4.1	D		5020	T14PR-U												0.035
1974	V8-5.7	K		6007	W9PR-U												0.027
1973	V8-5.7	K		6021	W14PR-U												0.027
1973	V8-5.7	H		6007	W9PR-U												0.027
REGENCY																	
1998-1997	V6-3.8	K		5023	T16EPR-U15	5070	PT16EPR-L13				4511	PT16TT	4713	IT16TT	5325	IT16	0.050
SILHOUETTE																	
2004-1996	V6-3.4	E		5023	T16EPR-U15	5070	PT16EPR-L13				4511	PT16TT	4713	IT16TT	5325	IT16	0.050
1995-1992	V6-3.8	L		5023	T16EPR-U15	5070	PT16EPR-L13				4511	PT16TT	4713	IT16TT	5325	IT16	0.060
1994-1990	V6-3.1	D		5036	T20PR-U11						4510	PTF20TT	4716	ITF20TT	5331	ITF20	0.044
STARFIRE																	
1980-1978	L4-2.5	V		5037	T20PR-U15						4510	PTF20TT	4716	ITF20TT	5331	ITF20	0.060
1980-1977	V6-3.8	A		5027	T16PR-U15						4509	PTF16TT	4715	ITF16TT	5330	ITF16	0.060
1979-1978	L4-2.5	1		5037	T20PR-U15						4510	PTF20TT	4716	ITF20TT	5331	ITF20	0.060
1979	V8-5.0	G		5026	T16PR-U11						4509	PTF16TT	4715	ITF16TT	5330	ITF16	0.044
1978-1977	V8-5.0	U		5026	T16PR-U11						4509	PTF16TT	4715	ITF16TT	5330	ITF16	0.044
1977-1976	L4-2.3	B		5035	T20PR-U						4510	PTF20TT	4716	ITF20TT	5331	ITF20	0.035
1977	V6-3.8	C		5021	T14PR-U15												0.060
1976-1975	V6-3.8	C		3037	W16PR-U												0.027
1966-1965	V8-7.0			6021	W14PR-U												0.027
1964-1961	V8-6.5			3037	W16PR-U												0.027
SUPER 88																	
1964-1960	V8-6.5			3037	W16PR-U												0.027
TORONADO																	
1992-1991	V6-3.8	L		5023	T16EPR-U15	5070	PT16EPR-L13				4511	PT16TT	4713	IT16TT	5325	IT16	0.060
1990-1988	V6-3.8	C		5023	T16EPR-U15	5070	PT16EPR-L13				4511	PT16TT	4713	IT16TT	5325	IT16	0.060
1987	V6-3.8	3		5022	T16EPR-U	5091	PT16EPR10				4511	PT16TT	4713	IT16TT	5325	IT16	0.032
1986	V6-3.8	B		5022	T16EPR-U	5091	PT16EPR10				4511	PT16TT	4713	IT16TT	5325	IT16	0.032
1985	V8-5.0	Y		5017	Q16PR-U15	3005	PQ16R				4507	PQ16TT	4706	IQ16TT	5301	IQ16	0.060
1984-1981	V6-4.1	4		5027	T16PR-U15						4509	PTF16TT	4715	ITF16TT	5330	ITF16	0.060
1984-1980	V8-5.0	Y		6007	W9PR-U												0.027
1980-1979	V8-5.7	R		6007	W9PR-U												0.027
1978-1977	V8-6.6	K		6007	W9PR-U												0.027
1977	V8-5.7	R		6007	W9PR-U												0.027
1976	V8-7.5	S		6007	W9PR-U												0.027
1975-1972	V8-7.5	W		6007	W9PR-U												0.027
1971	V8-7.5			6021	W14PR-U												0.027
1970-1969	V8-7.5			6007	W9PR-U												0.027



YEAR ANNEE AÑO	CYL	ENGINE MOTEUR MOTOR	NOTES/NOTAS	OE Types						Twin-Tip (TT) Technology				High Performance		GAP ECART. BRECHA	
				U-GROOVE (Standard)		DOUBLE PLATINUM		IRIDIUM LONG-LIFE		PLATINUM TT		IRIDIUM TT		IRIDIUM POWER / IRIDIUM RACING			
				STOCK STOCK BOLSA	PLUG BOUGIE BUJIA	STOCK STOCK BOLSA	PLUG BOUGIE BUJIA	STOCK STOCK BOLSA	PLUG BOUGIE BUJIA	STOCK STOCK BOLSA	PLUG BOUGIE BUJIA	STOCK STOCK BOLSA	PLUG BOUGIE BUJIA	STOCK STOCK BOLSA	PLUG BOUGIE BUJIA		
OLDSMOBILE [continued]																	
TORONADO [continued]																	
1968	V8-7.5			6021	W14PR-U												0.027
1967-1966	V8-7.0			6021	W14PR-U												0.027
VISTA CRUISER																	
1975-1974	V8-5.7	K		6007	W9PR-U												0.027
1975	V8-7.5	T		6007	W9PR-U												0.027
1974-1972	V8-7.5	U		6007	W9PR-U												0.027
1973-1972	V8-5.7	K		6021	W14PR-U												0.027
1973-1972	V8-5.7	H		6007	W9PR-U												0.027
1971-1970	V8-5.7			6007	W9PR-U												0.027
1971	V8-7.5			6007	W9PR-U												0.027
1970	V8-7.5			6021	W14PR-U												0.027
1969-1968	V8-5.7			6021	W14PR-U												0.027
1969-1968	V8-6.6			3037	W16PR-U												0.027
1967-1964	V8-5.4			6021	W14PR-U												0.027
1965-1964	V6-3.7			3037	W16PR-U												0.027
OPEL																	
1900																	
1974-1973	L4-1.9	N		3070	W20FPR-U									5378	IWF20		0.027
1972-1971	L4-1.9			3070	W20FPR-U									5378	IWF20		0.027
MANTA																	
1974-1973	L4-1.9	N		3070	W20FPR-U									5378	IWF20		0.027
OPEL																	
1973	L4-1.9	N		3070	W20FPR-U									5378	IWF20		0.027
1972-1971	L4-1.9			3070	W20FPR-U									5378	IWF20		0.027
PEUGEOT																	
405																	
1991-1990	L4-1.9	B				3005	PQ16R				4507	PQ16TT	4706	IQ16TT	5301	IQ16	0.044
1991-1990	L4-1.9	A		3006	Q16R-U11	3005	PQ16R				4507	PQ16TT	4706	IQ16TT	5301	IQ16	0.044
1991-1990	L4-1.9	C		3006	Q16R-U11	3005	PQ16R				4507	PQ16TT	4706	IQ16TT	5301	IQ16	0.044
1991	L4-1.9	D				3005	PQ16R				4507	PQ16TT	4706	IQ16TT	5301	IQ16	0.044
1990	L4-1.9	D		5017	Q16PR-U15	3005	PQ16R				4507	PQ16TT	4706	IQ16TT	5301	IQ16	0.060
1989	L4-1.9	1	XU9J2 Engine Code,	3006	Q16R-U11	3005	PQ16R				4507	PQ16TT	4706	IQ16TT	5301	IQ16	0.044
1989	L4-1.9	2	XU9J4 Engine Code,	3137	Q16PR-U	3005	PQ16R				4507	PQ16TT	4706	IQ16TT	5301	IQ16	0.032
504																	
1979-1971	L4-2.0			3066	W20EXR-U	3229	P20R8				4502	PW20TT	4709	IW20TT	5306	IW20	0.032
505																	
1991-1990	L4-2.2	E	T	3088	W22EPR-U	3302	P22PR8	3354	S22PR-A7					5307	IW22		0.032
1991	L4-2.2	F		3066	W20EXR-U	3229	P20R8				4502	PW20TT	4709	IW20TT	5306	IW20	0.032



YEAR ANNEE AÑO	CYL	ENGINE MOTEUR MOTOR	NOTES/NOTAS	OE Types						Twin-Tip (TT) Technology				High Performance		GAP ECART. BRECHA
				U-GROOVE (Standard)		DOUBLE PLATINUM		IRIDIUM LONG-LIFE		PLATINUM TT		IRIDIUM TT		IRIDIUM POWER / IRIDIUM RACING		
				STOCK STOCK BOLSA	PLUG BOUGIE BUJIA	STOCK STOCK BOLSA	PLUG BOUGIE BUJIA	STOCK STOCK BOLSA	PLUG BOUGIE BUJIA	STOCK STOCK BOLSA	PLUG BOUGIE BUJIA	STOCK STOCK BOLSA	PLUG BOUGIE BUJIA	STOCK STOCK BOLSA	PLUG BOUGIE BUJIA	
PEUGEOT [continued]																
505 [continued]																
1990	L4-2.2	F		3088	W22EPR-U	3302	P22PR8	3354	S22PR-A7					5307	IW22	0.032
1990	L4-2.2	F	T	3088	W22EPR-U	3302	P22PR8	3354	S22PR-A7					5307	IW22	0.032
1989-1987	L4-2.2	8		3066	W20EXR-U	3229	P20R8			4502	PW20TT	4709	IW20TT	5306	IW20	0.032
1989-1987	V6-2.8	9		5032	T20EPR-U					4512	PT20TT	4714	IT20TT	5326	IT20	0.032
1989-1986	L4-2.2	7	T	3088	W22EPR-U	3302	P22PR8	3354	S22PR-A7					5307	IW22	0.032
1987	L4-2.0	1		3088	W22EPR-U	3302	P22PR8	3354	S22PR-A7					5307	IW22	0.032
1986-1985	L4-2.2	5	T	3088	W22EPR-U	3302	P22PR8	3354	S22PR-A7					5307	IW22	0.032
1986-1981	L4-2.0	1		3066	W20EXR-U	3229	P20R8			4502	PW20TT	4709	IW20TT	5306	IW20	0.032
1980	L4-2.0			3066	W20EXR-U	3229	P20R8			4502	PW20TT	4709	IW20TT	5306	IW20	0.032
604																
1981-1979	V6-2.8			5032	T20EPR-U					4512	PT20TT	4714	IT20TT	5326	IT20	0.032
1978-1977	L6-2.7			5032	T20EPR-U					4512	PT20TT	4714	IT20TT	5326	IT20	0.032
PLYMOUTH																
ACCLAIM																
1995-1990	V6-3.0	3		3021	W16EPR-U					4501	PW16TT	4708	IW16TT	5305	IW16	0.032
1995-1989	L4-2.5	K		3031	W16EXR-U	3004	P16R			4501	PW16TT	4708	IW16TT	5305	IW16	0.032
1994-1993	L4-2.5	V		3031	W16EXR-U	3004	P16R			4501	PW16TT	4708	IW16TT	5305	IW16	0.032
1990-1989	L4-2.5	J	T	3031	W16EXR-U	3004	P16R			4501	PW16TT	4708	IW16TT	5305	IW16	0.032
1989	V6-3.0	3		3032	W16EXR-U11	3004	P16R			4501	PW16TT	4708	IW16TT	5305	IW16	0.044
ARROW																
1980-1976	L4-1.6	K		3212	W20EXR-U11	3238	P20R11			4502	PW20TT	4709	IW20TT	5306	IW20	0.044
1980	L4-2.6	F		3022	W16EPR-U10	3114	P16PR11			4501	PW16TT	4708	IW16TT	5305	IW16	0.040
1979	L4-2.6	F	GS,	3032	W16EXR-U11	3004	P16R			4501	PW16TT	4708	IW16TT	5305	IW16	0.044
1979	L4-2.6	F	GT,	3022	W16EPR-U10	3114	P16PR11			4501	PW16TT	4708	IW16TT	5305	IW16	0.040
1978-1976	L4-2.0	U		3066	W20EXR-U	3229	P20R8			4502	PW20TT	4709	IW20TT	5306	IW20	0.032
ARROW PICKUP																
1982-1981	L4-2.0	5		3212	W20EXR-U11	3238	P20R11			4502	PW20TT	4709	IW20TT	5306	IW20	0.044
1982-1981	L4-2.6	7		3022	W16EPR-U10	3114	P16PR11			4501	PW16TT	4708	IW16TT	5305	IW16	0.040
ARROW PICKUP TRUCK																
1980-1979	L4-2.0	U		3066	W20EXR-U	3229	P20R8			4502	PW20TT	4709	IW20TT	5306	IW20	0.032
1980-1979	L4-2.6	W		3032	W16EXR-U11	3004	P16R			4501	PW16TT	4708	IW16TT	5305	IW16	0.044
BARRACUDA																
1974-1970	V8-5.2	G		3013	W14EXR-U											0.032
1974	V8-5.9	L		3031	W16EXR-U	3004	P16R			4501	PW16TT	4708	IW16TT	5305	IW16	0.032
1973	V8-5.6	H		3031	W16EXR-U	3004	P16R			4501	PW16TT	4708	IW16TT	5305	IW16	0.032
1972-1970	L6-3.7	C		3013	W14EXR-U											0.032
1972	V8-5.6	H		3066	W20EXR-U	3229	P20R8			4502	PW20TT	4709	IW20TT	5306	IW20	0.032
1971-1970	L6-3.2	B		3013	W14EXR-U											0.032
1971-1970	V8-6.3	L		3037	W16PR-U											0.027



YEAR ANNEE AÑO	CYL	ENGINE MOTEUR MOTOR	NOTES/NOTAS	OE Types						Twin-Tip (TT) Technology				High Performance		GAP ECART. BRECHA
				U-GROOVE (Standard)		DOUBLE PLATINUM		IRIDIUM LONG-LIFE		PLATINUM TT		IRIDIUM TT		IRIDIUM POWER / IRIDIUM RACING		
				STOCK STOCK BOLSA	PLUG BOUGIE BUJIA	STOCK STOCK BOLSA	PLUG BOUGIE BUJIA	STOCK STOCK BOLSA	PLUG BOUGIE BUJIA	STOCK STOCK BOLSA	PLUG BOUGIE BUJIA	STOCK STOCK BOLSA	PLUG BOUGIE BUJIA	STOCK STOCK BOLSA	PLUG BOUGIE BUJIA	
PLYMOUTH [continued]																
BARRACUDA [continued]																
1971-1970	V8-6.3	N		3037	W16PR-U											0.027
1969-1968	L6-3.7	B		3013	W14EXR-U											0.032
1969-1968	V8-5.2	F		3031	W16EXR-U	3004	P16R			4501	PW16TT	4708	IW16TT	5305	IW16	0.032
1969-1968	V8-5.6	P		3066	W20EXR-U	3229	P20R8			4502	PW20TT	4709	IW20TT	5306	IW20	0.032
1969-1967	V8-6.3	H		3037	W16PR-U											0.027
1967-1965	L6-3.7			3013	W14EXR-U											0.032
1967-1964	V8-4.5			3031	W16EXR-U	3004	P16R			4501	PW16TT	4708	IW16TT	5305	IW16	0.032
1966	L6-2.8			3013	W14EXR-U											0.032
1964	V8-5.9			3037	W16PR-U											0.027
BELVEDERE																
1970	L6-3.7	C		3013	W14EXR-U											0.032
1970	V8-5.2	G		3013	W14EXR-U											0.032
1970	V8-6.3	L		3037	W16PR-U											0.027
1970	V8-6.3	N		3037	W16PR-U											0.027
1969-1968	L6-3.7	B		3013	W14EXR-U											0.032
1969-1968	V8-5.2	F		3031	W16EXR-U	3004	P16R			4501	PW16TT	4708	IW16TT	5305	IW16	0.032
1969-1968	V8-6.3	G		3037	W16PR-U											0.027
1969-1968	V8-6.3	H		3037	W16PR-U											0.027
1968	V8-4.5	D		3031	W16EXR-U	3004	P16R			4501	PW16TT	4708	IW16TT	5305	IW16	0.032
1967-1966	V8-7.2			3037	W16PR-U											0.027
1967-1964	V8-4.5			3031	W16EXR-U	3004	P16R			4501	PW16TT	4708	IW16TT	5305	IW16	0.032
1967-1963	V8-7.0			3066	W20EXR-U	3229	P20R8			4502	PW20TT	4709	IW20TT	5306	IW20	0.032
1967-1960	L6-3.7			3013	W14EXR-U											0.032
1967-1960	V8-6.3			3037	W16PR-U											0.027
1967-1958	V8-5.2			3037	W16PR-U											0.027
1965-1959	V8-5.9			3037	W16PR-U											0.027
1957-1956	V8-4.5			3031	W16EXR-U	3004	P16R			4501	PW16TT	4708	IW16TT	5305	IW16	0.032
BREEZE																
2000-1999	L4-2.0	C		3145	K20PR-U	3245	PK20PR-P8	3403	SK20PR-A8	4504	PK20TT	4702	IK20TT	5304	IK20	0.032
2000	L4-2.4	X		3120	K16R-U11	3134	PK16R11	3324	SK16R11	4503	PK16TT	4701	IK16TT	5303	IK16	0.044
1999	L4-2.4	X		3130	K16PR-U11	3264	PK16PR11	3395	SK16PR-L11	4503	PK16TT	4701	IK16TT	5303	IK16	0.044
1998-1997	L4-2.4	EDZ		3130	K16PR-U11	3264	PK16PR11	3395	SK16PR-L11	4503	PK16TT	4701	IK16TT	5303	IK16	0.044
1998-1996	L4-2.0	C						3403	SK20PR-A8							0.032
1998-1996	L4-2.0	ECB		3145	K20PR-U	3245	PK20PR-P8			4504	PK20TT	4702	IK20TT	5304	IK20	0.032
CARAVELLE																
1988-1986	L4-2.5	K		3031	W16EXR-U	3004	P16R			4501	PW16TT	4708	IW16TT	5305	IW16	0.032
1988-1985	L4-2.2	D		3031	W16EXR-U	3004	P16R			4501	PW16TT	4708	IW16TT	5305	IW16	0.032
1988-1985	L4-2.2	E	T	3031	W16EXR-U	3004	P16R			4501	PW16TT	4708	IW16TT	5305	IW16	0.032
1985	L4-2.6	G		3032	W16EXR-U11	3004	P16R			4501	PW16TT	4708	IW16TT	5305	IW16	0.044
1979-1978	V8-5.9	J		3031	W16EXR-U	3004	P16R			4501	PW16TT	4708	IW16TT	5305	IW16	0.032



YEAR ANNEE AÑO	CYL	ENGINE MOTEUR MOTOR	NOTES/NOTAS	OE Types						Twin-Tip (TT) Technology				High Performance		GAP ECART. BRECHA	
				U-GROOVE (Standard)		DOUBLE PLATINUM		IRIDIUM LONG-LIFE		PLATINUM TT		IRIDIUM TT		IRIDIUM POWER / IRIDIUM RACING			
				STOCK STOCK BOLSA	PLUG BOUGIE BUJIA	STOCK STOCK BOLSA	PLUG BOUGIE BUJIA	STOCK STOCK BOLSA	PLUG BOUGIE BUJIA	STOCK STOCK BOLSA	PLUG BOUGIE BUJIA	STOCK STOCK BOLSA	PLUG BOUGIE BUJIA	STOCK STOCK BOLSA	PLUG BOUGIE BUJIA		
PLYMOUTH [continued]																	
CHAMP																	
1982-1981	L4-1.4	2		3046	W20EPR-S11	3116	P20PR-S11				4502	PW20TT	4709	IW20TT	5306	IW20	0.044
1982-1981	L4-1.6	3		3046	W20EPR-S11	3116	P20PR-S11				4502	PW20TT	4709	IW20TT	5306	IW20	0.044
1980-1979	L4-1.4	J		3212	W20EXR-U11	3238	P20R11				4502	PW20TT	4709	IW20TT	5306	IW20	0.044
1980-1979	L4-1.6	K		3212	W20EXR-U11	3238	P20R11				4502	PW20TT	4709	IW20TT	5306	IW20	0.044
COLT																	
1994-1993	L4-2.4	G		3032	W16EXR-U11	3004	P16R				4501	PW16TT	4708	IW16TT	5305	IW16	0.044
1994	L4-1.5	A		3212	W20EXR-U11										5305	IW16	0.044
1994	L4-1.5	A		3021	W16EPR-U						4501	PW16TT	4708	IW16TT			0.032
1994	L4-1.8	C		3130	K16PR-U11	3174	PK16PR-P11	3395	SK16PR-L11		4503	PK16TT	4701	IK16TT	5303	IK16	0.044
1993	L4-1.5	A		3021	W16EPR-U						4501	PW16TT	4708	IW16TT	5305	IW16	0.032
1993	L4-1.8	C				3174	PK16PR-P11										0.044
1993	L4-1.8	C	Except VISTA,	3130	K16PR-U11	3174	PK16PR-P11	3395	SK16PR-L11		4503	PK16TT	4701	IK16TT	5303	IK16	0.044
1993	L4-1.8	C	VISTA,	3191	K16PR-U	3264	PK16PR11	3395	SK16PR-L11		4503	PK16TT	4701	IK16TT	5303	IK16	0.032
1992-1991	L4-1.5	A		3212	W20EXR-U11	3238	P20R11				4502	PW20TT	4709	IW20TT	5306	IW20	0.044
1992	L4-1.8	D		3191	K16PR-U	3264	PK16PR11	3395	SK16PR-L11		4503	PK16TT	4701	IK16TT	5303	IK16	0.032
1992	L4-2.4	W		3032	W16EXR-U11	3004	P16R				4501	PW16TT	4708	IW16TT	5305	IW16	0.044
1991-1989	L4-2.0	V		3212	W20EXR-U11	3238	P20R11				4502	PW20TT	4709	IW20TT	5306	IW20	0.044
1991-1988	L4-1.5	K		3212	W20EXR-U11	3238	P20R11				4502	PW20TT	4709	IW20TT	5306	IW20	0.044
1990-1989	L4-1.5	X		3212	W20EXR-U11	3238	P20R11				4502	PW20TT	4709	IW20TT	5306	IW20	0.044
1990-1984	L4-1.6	F	T	3089	W22EPR-U11	3302	P22PR8	3354	S22PR-A7						5307	IW22	0.044
1990	L4-1.6	Y		3212	W20EXR-U11	3238	P20R11				4502	PW20TT	4709	IW20TT	5306	IW20	0.044
1990	L4-1.8	T		3049	W20EPR-U11	3115	P20PR11				4502	PW20TT					0.044
1989	L4-1.6	Z	T	3089	W22EPR-U11	3302	P22PR8	3354	S22PR-A7						5307	IW22	0.044
1989	L4-1.8	T		3049	W20EPR-U11	3115	P20PR11				4502	PW20TT	4709	IW20TT	5306	IW20	0.044
1988-1984	L4-2.0	D		3046	W20EPR-S11	3116	P20PR-S11				4502	PW20TT	4709	IW20TT	5306	IW20	0.044
1988	L4-1.5	P		3212	W20EXR-U11	3238	P20R11				4502	PW20TT	4709	IW20TT	5306	IW20	0.044
1987	L4-1.5	K	DL,	3212	W20EXR-U11	3238	P20R11				4502	PW20TT	4709	IW20TT	5306	IW20	0.044
1987	L4-1.5	K	E, Premier,	3048	W20EPR-U10	3115	P20PR11				4502	PW20TT	4709	IW20TT	5306	IW20	0.040
1986-1985	L4-1.5	K		3046	W20EPR-S11	3116	P20PR-S11				4502	PW20TT	4709	IW20TT	5306	IW20	0.044
1984	L4-1.4	A		3046	W20EPR-S11	3116	P20PR-S11				4502	PW20TT	4709	IW20TT	5306	IW20	0.044
1984	L4-1.6	B		3046	W20EPR-S11	3116	P20PR-S11				4502	PW20TT	4709	IW20TT	5306	IW20	0.044
1983-1981	L4-1.4	2		3046	W20EPR-S11	3116	P20PR-S11				4502	PW20TT	4709	IW20TT	5306	IW20	0.044
1983	L4-1.6	3		3046	W20EPR-S11	3116	P20PR-S11				4502	PW20TT	4709	IW20TT	5306	IW20	0.044
1980-1979	L4-1.4	J		3212	W20EXR-U11	3238	P20R11				4502	PW20TT	4709	IW20TT	5306	IW20	0.044
1977	L4-1.6	K		3212	W20EXR-U11	3238	P20R11				4502	PW20TT	4709	IW20TT	5306	IW20	0.044
CONQUEST																	
1986-1984	L4-2.6	H	T	3048	W20EPR-U10	3115	P20PR11				4502	PW20TT	4709	IW20TT	5306	IW20	0.040
1986	L4-2.6	N	T	3048	W20EPR-U10	3115	P20PR11				4502	PW20TT	4709	IW20TT	5306	IW20	0.040
1985	L4-2.6	N	T	3032	W16EXR-U11	3004	P16R				4501	PW16TT	4708	IW16TT	5305	IW16	0.044



YEAR ANNEE AÑO	CYL	ENGINE MOTEUR MOTOR	NOTES/NOTAS	OE Types						Twin-Tip (TT) Technology				High Performance		GAP ECART. BRECHA
				U-GROOVE (Standard)		DOUBLE PLATINUM		IRIDIUM LONG-LIFE		PLATINUM TT		IRIDIUM TT		IRIDIUM POWER / IRIDIUM RACING		
				STOCK STOCK BOLSA	PLUG BOUGIE BUJIA	STOCK STOCK BOLSA	PLUG BOUGIE BUJIA	STOCK STOCK BOLSA	PLUG BOUGIE BUJIA	STOCK STOCK BOLSA	PLUG BOUGIE BUJIA	STOCK STOCK BOLSA	PLUG BOUGIE BUJIA	STOCK STOCK BOLSA	PLUG BOUGIE BUJIA	
PLYMOUTH [continued]																
CRICKET																
1973-1972	L4-1.5	G		3047	W20EPR-U	3306	P20PR8			4502	PW20TT	4709	IW20TT	5306	IW20	0.032
1973-1972	L4-1.5	L		3047	W20EPR-U	3306	P20PR8			4502	PW20TT	4709	IW20TT	5306	IW20	0.032
1971	L4-1.5	J		3047	W20EPR-U	3306	P20PR8			4502	PW20TT	4709	IW20TT	5306	IW20	0.032
CUDA																
1974-1973	V8-5.2	G		3013	W14EXR-U											0.032
1974	V8-5.9	L		3031	W16EXR-U	3004	P16R			4501	PW16TT	4708	IW16TT	5305	IW16	0.032
1973	V8-5.6	H		3031	W16EXR-U	3004	P16R			4501	PW16TT	4708	IW16TT	5305	IW16	0.032
1972-1970	V8-5.6	H		3066	W20EXR-U	3229	P20R8			4502	PW20TT	4709	IW20TT	5306	IW20	0.032
1972	V8-5.2	G	w/ Electronic Ignition,	3013	W14EXR-U											0.032
1971-1970	V8-6.3	N		3037	W16PR-U											0.027
1971-1970	V8-7.0	R		3066	W20EXR-U	3229	P20R8			4502	PW20TT	4709	IW20TT	5306	IW20	0.032
1971-1970	V8-7.2	V		3037	W16PR-U											0.027
1970	V8-7.2	U		3037	W16PR-U											0.027
CUSTOM																
1961-1960	L6-3.7			3013	W14EXR-U											0.032
1961-1960	V8-6.3			3037	W16PR-U											0.027
1961-1959	V8-5.9			3037	W16PR-U											0.027
DUSTER																
1976-1975	L6-3.7	C		5025	T16PR-U					4509	PTF16TT	4715	ITF16TT	5330	ITF16	0.035
1976-1974	V8-5.9	L		3031	W16EXR-U	3004	P16R			4501	PW16TT	4708	IW16TT	5305	IW16	0.032
1976-1970	V8-5.2	G		3013	W14EXR-U											0.032
1974-1970	L6-3.2	B		3013	W14EXR-U											0.032
1974-1970	L6-3.7	C		3013	W14EXR-U											0.032
1973	V8-5.6	H		3031	W16EXR-U	3004	P16R			4501	PW16TT	4708	IW16TT	5305	IW16	0.032
1972-1970	V8-5.6	H		3066	W20EXR-U	3229	P20R8			4502	PW20TT	4709	IW20TT	5306	IW20	0.032
FLEET SPECIAL																
1963-1960	L6-3.7			3013	W14EXR-U											0.032
1963-1960	V8-5.2			3037	W16PR-U											0.027
1963-1960	V8-5.9			3037	W16PR-U											0.027
1963-1960	V8-6.3			3037	W16PR-U											0.027
1963	V8-7.0			3066	W20EXR-U	3229	P20R8			4502	PW20TT	4709	IW20TT	5306	IW20	0.032
FURY																
1978-1977	L6-3.7	D		5025	T16PR-U					4509	PTF16TT	4715	ITF16TT	5330	ITF16	0.035
1978-1977	V8-7.2	U		3037	W16PR-U											0.027
1978-1975	L6-3.7	C		5025	T16PR-U					4509	PTF16TT	4715	ITF16TT	5330	ITF16	0.035
1978-1975	V8-5.2	G		3013	W14EXR-U											0.032
1978-1975	V8-5.9	L		3031	W16EXR-U	3004	P16R			4501	PW16TT	4708	IW16TT	5305	IW16	0.032
1978-1975	V8-6.6	P		6021	W14PR-U											0.027
1978-1974	V8-5.9	J		3031	W16EXR-U	3004	P16R			4501	PW16TT	4708	IW16TT	5305	IW16	0.032



YEAR ANEE AÑO	CYL	ENGINE MOTEUR MOTOR	NOTES/NOTAS	OE Types						Twin-Tip (TT) Technology				High Performance		GAP ECART. BRECHA	
				U-GROOVE (Standard)		DOUBLE PLATINUM		IRIDIUM LONG-LIFE		PLATINUM TT		IRIDIUM TT		IRIDIUM POWER / IRIDIUM RACING			
				STOCK STOCK BOLSA	PLUG BOUGIE BUJIA	STOCK STOCK BOLSA	PLUG BOUGIE BUJIA	STOCK STOCK BOLSA	PLUG BOUGIE BUJIA	STOCK STOCK BOLSA	PLUG BOUGIE BUJIA	STOCK STOCK BOLSA	PLUG BOUGIE BUJIA	STOCK STOCK BOLSA	PLUG BOUGIE BUJIA		
PLYMOUTH [continued]																	
FURY [continued]																	
1978-1974	V8-6.6	N		6021	W14PR-U												0.027
1978-1971	V8-5.9	K		3031	W16EXR-U	3004	P16R			4501	PW16TT	4708	IW16TT	5305	IW16		0.032
1978	V8-5.2	H		3031	W16EXR-U	3004	P16R			4501	PW16TT	4708	IW16TT	5305	IW16		0.032
1976-1972	V8-6.6	M		6021	W14PR-U												0.027
1975-1974	V8-7.2	U		3037	W16PR-U												0.027
1974-1970	V8-7.2	T		3037	W16PR-U												0.027
1973	V8-5.2	G		3013	W14EXR-U												0.032
1972	V8-5.2	G	w/ Electronic Ignition,	3013	W14EXR-U												0.032
1971-1970	V8-5.2	G		3013	W14EXR-U												0.032
1971-1970	V8-6.3	L		3037	W16PR-U												0.027
1971-1970	V8-6.3	N		3037	W16PR-U												0.027
1971	V8-7.2	U		3037	W16PR-U												0.027
1970	L6-3.7	C		3013	W14EXR-U												0.032
1970	V8-7.2	V		3037	W16PR-U												0.027
1969-1968	V8-6.3	G		3037	W16PR-U												0.027
1969-1968	V8-6.3	H		3037	W16PR-U												0.027
1969-1967	V8-5.2	F		3031	W16EXR-U	3004	P16R			4501	PW16TT	4708	IW16TT	5305	IW16		0.032
1969-1967	V8-7.2	K		3037	W16PR-U												0.027
1969-1967	V8-7.2	L		3037	W16PR-U												0.027
1968	L6-3.7	B		3013	W14EXR-U												0.032
1967-1960	V8-6.3			3037	W16PR-U												0.027
1966-1963	V8-7.0			3066	W20EXR-U	3229	P20R8			4502	PW20TT	4709	IW20TT	5306	IW20		0.032
1966-1960	V8-5.9			3037	W16PR-U												0.027
1965-1964	V8-4.5			3031	W16EXR-U	3004	P16R			4501	PW16TT	4708	IW16TT	5305	IW16		0.032
1961-1960	L6-3.7			3013	W14EXR-U												0.032
1961-1957	V8-5.2			3037	W16PR-U												0.027
1956	V8-4.5			3031	W16EXR-U	3004	P16R			4501	PW16TT	4708	IW16TT	5305	IW16		0.032
FURY I																	
1974-1972	V8-6.6	M		6021	W14PR-U												0.027
1974-1971	V8-5.9	K		3031	W16EXR-U	3004	P16R			4501	PW16TT	4708	IW16TT	5305	IW16		0.032
1974	V8-5.9	J		3031	W16EXR-U	3004	P16R			4501	PW16TT	4708	IW16TT	5305	IW16		0.032
1973-1970	L6-3.7	C		3013	W14EXR-U												0.032
1973-1970	V8-5.2	G		3013	W14EXR-U												0.032
1973-1970	V8-7.2	T		3037	W16PR-U												0.027
1972	V8-7.2	V		3037	W16PR-U												0.027
1971-1970	V8-6.3	L		3037	W16PR-U												0.027
1971-1970	V8-6.3	N		3037	W16PR-U												0.027
1969-1968	L6-3.7	B		3013	W14EXR-U												0.032
1969-1968	V8-5.2	F		3031	W16EXR-U	3004	P16R			4501	PW16TT	4708	IW16TT	5305	IW16		0.032
1969-1968	V8-6.3	G		3037	W16PR-U												0.027



YEAR ANNEE AÑO	CYL	ENGINE MOTEUR MOTOR	NOTES/NOTAS	OE Types						Twin-Tip (TT) Technology				High Performance		GAP ECART. BRECHA	
				U-GROOVE (Standard)		DOUBLE PLATINUM		IRIDIUM LONG-LIFE		PLATINUM TT		IRIDIUM TT		IRIDIUM POWER / IRIDIUM RACING			
				STOCK STOCK BOLSA	PLUG BOUGIE BUJIA	STOCK STOCK BOLSA	PLUG BOUGIE BUJIA	STOCK STOCK BOLSA	PLUG BOUGIE BUJIA	STOCK STOCK BOLSA	PLUG BOUGIE BUJIA	STOCK STOCK BOLSA	PLUG BOUGIE BUJIA	STOCK STOCK BOLSA	PLUG BOUGIE BUJIA		
PLYMOUTH [continued]																	
FURY I [continued]																	
1969-1968	V8-6.3	H		3037	W16PR-U												0.027
1969-1968	V8-7.2	K		3037	W16PR-U												0.027
FURY II																	
1974-1972	V8-6.6	M		6021	W14PR-U												0.027
1974-1971	V8-5.9	K		3031	W16EXR-U	3004	P16R			4501	PW16TT	4708	IW16TT	5305	IW16		0.032
1974-1970	V8-7.2	T		3037	W16PR-U												0.027
1974	V8-5.9	J		3031	W16EXR-U	3004	P16R			4501	PW16TT	4708	IW16TT	5305	IW16		0.032
1974	V8-6.6	N		6021	W14PR-U												0.027
1974	V8-7.2	U		3037	W16PR-U												0.027
1973-1970	V8-5.2	G		3013	W14EXR-U												0.032
1971-1970	L6-3.7	C		3013	W14EXR-U												0.032
1971-1970	V8-6.3	L		3037	W16PR-U												0.027
1971-1970	V8-6.3	N		3037	W16PR-U												0.027
1969-1968	L6-3.7	B		3013	W14EXR-U												0.032
1969-1968	V8-5.2	F		3031	W16EXR-U	3004	P16R			4501	PW16TT	4708	IW16TT	5305	IW16		0.032
1969-1968	V8-6.3	G		3037	W16PR-U												0.027
1969-1968	V8-6.3	H		3037	W16PR-U												0.027
1969-1968	V8-7.2	K		3037	W16PR-U												0.027
FURY III																	
1974-1972	V8-6.6	M		6021	W14PR-U												0.027
1974-1971	V8-5.9	K		3031	W16EXR-U	3004	P16R			4501	PW16TT	4708	IW16TT	5305	IW16		0.032
1974-1970	V8-7.2	T		3037	W16PR-U												0.027
1974	V8-5.9	J		3031	W16EXR-U	3004	P16R			4501	PW16TT	4708	IW16TT	5305	IW16		0.032
1974	V8-6.6	N		6021	W14PR-U												0.027
1974	V8-7.2	U		3037	W16PR-U												0.027
1973-1970	V8-5.2	G		3013	W14EXR-U												0.032
1971-1970	L6-3.7	C		3013	W14EXR-U												0.032
1971-1970	V8-6.3	L		3037	W16PR-U												0.027
1971-1970	V8-6.3	N		3037	W16PR-U												0.027
1969-1968	L6-3.7	B		3013	W14EXR-U												0.032
1969-1968	V8-5.2	F		3031	W16EXR-U	3004	P16R			4501	PW16TT	4708	IW16TT	5305	IW16		0.032
1969-1968	V8-6.3	G		3037	W16PR-U												0.027
1969-1968	V8-6.3	H		3037	W16PR-U												0.027
1969	V8-7.2	K		3037	W16PR-U												0.027
1968	V8-7.2	L		3037	W16PR-U												0.027
GRAND VOYAGER																	
2000-1999	V6-3.0	3		3021	W16EPR-U					4501	PW16TT	4708	IW16TT	5305	IW16		0.032
2000-1998	V6-3.3	EGM		3032	W16EXR-U11	3239	P16R13			4501	PW16TT	4708	IW16TT	5305	IW16		0.050
2000	V6-3.3	R		3032	W16EXR-U11	3239	P16R13			4501	PW16TT	4708	IW16TT	5305	IW16		0.050
1999	V6-3.3	R		3032	W16EXR-U11	3239	P16R13			4501	PW16TT	4708	IW16TT	5305	IW16		0.044
1999	V6-3.8	L		3014	W14EXR-U11												0.044



YEAR ANNEE AÑO	CYL	ENGINE MOTEUR MOTOR	NOTES/NOTAS	OE Types						Twin-Tip (TT) Technology				High Performance		GAP ECART. BRECHA
				U-GROOVE (Standard)		DOUBLE PLATINUM		IRIDIUM LONG-LIFE		PLATINUM TT		IRIDIUM TT		IRIDIUM POWER / IRIDIUM RACING		
				STOCK STOCK BOLSA	PLUG BOUGIE BUJIA	STOCK STOCK BOLSA	PLUG BOUGIE BUJIA	STOCK STOCK BOLSA	PLUG BOUGIE BUJIA	STOCK STOCK BOLSA	PLUG BOUGIE BUJIA	STOCK STOCK BOLSA	PLUG BOUGIE BUJIA	STOCK STOCK BOLSA	PLUG BOUGIE BUJIA	
PLYMOUTH [continued]																
GRAND VOYAGER [continued]																
1998	V6-3.0	EFA		3021	W16EPR-U					4501	PW16TT	4708	IW16TT	5305	IW16	0.032
1998	V6-3.3	EGA		3032	W16EXR-U11	3239	P16R13			4501	PW16TT	4708	IW16TT	5305	IW16	0.044
1997-1996	L4-2.4	B		3130	K16PR-U11	3264	PK16PR11	3395	SK16PR-L11	4503	PK16TT	4701	IK16TT	5303	IK16	0.044
1997-1990	V6-3.3	R		3032	W16EXR-U11	3239	P16R13			4501	PW16TT	4708	IW16TT	5305	IW16	0.044
1997	V6-3.0	3		3032	W16EXR-U11									5305	IW16	0.044
1997	V6-3.0	3		3021	W16EPR-U					4501	PW16TT	4708	IW16TT			0.032
1996-1992	V6-3.0	3		3021	W16EPR-U					4501	PW16TT	4708	IW16TT	5305	IW16	0.032
1996	V6-3.3	J		3032	W16EXR-U11	3004	P16R			4501	PW16TT	4708	IW16TT	5305	IW16	0.044
1995-1994	V6-3.8	L		3014	W14EXR-U11											0.044
1989	V6-3.0	3		3021	W16EPR-U					4501	PW16TT	4708	IW16TT	5305	IW16	0.032
1988	L4-2.5	K		3031	W16EXR-U	3004	P16R			4501	PW16TT	4708	IW16TT	5305	IW16	0.032
1988	V6-3.0	3		3032	W16EXR-U11	3004	P16R			4501	PW16TT	4708	IW16TT	5305	IW16	0.044
GRAN FURY																
1989-1984	V8-5.2	4		3031	W16EXR-U	3004	P16R			4501	PW16TT	4708	IW16TT	5305	IW16	0.032
1989-1984	V8-5.2	S		3031	W16EXR-U	3004	P16R			4501	PW16TT	4708	IW16TT	5305	IW16	0.032
1989-1983	V8-5.2	P		3031	W16EXR-U	3004	P16R			4501	PW16TT	4708	IW16TT	5305	IW16	0.032
1985	V8-5.2	R		3031	W16EXR-U	3004	P16R			4501	PW16TT	4708	IW16TT	5305	IW16	0.032
1983	L6-3.7	H		5025	T16PR-U					4509	PTF16TT	4715	ITF16TT	5330	ITF16	0.035
1982-1981	L6-3.7	E		5025	T16PR-U					4509	PTF16TT	4715	ITF16TT	5330	ITF16	0.035
1982-1981	L6-3.7	F		5025	T16PR-U					4509	PTF16TT	4715	ITF16TT	5330	ITF16	0.035
1982-1981	V8-5.2	K		3031	W16EXR-U	3004	P16R			4501	PW16TT	4708	IW16TT	5305	IW16	0.032
1982-1981	V8-5.2	L		3031	W16EXR-U	3004	P16R			4501	PW16TT	4708	IW16TT	5305	IW16	0.032
1982-1981	V8-5.2	M		3031	W16EXR-U	3004	P16R			4501	PW16TT	4708	IW16TT	5305	IW16	0.032
1982-1981	V8-5.2	N		3031	W16EXR-U	3004	P16R			4501	PW16TT	4708	IW16TT	5305	IW16	0.032
1980	L6-3.7	C		5025	T16PR-U					4509	PTF16TT	4715	ITF16TT	5330	ITF16	0.035
1980	L6-3.7	D		5025	T16PR-U					4509	PTF16TT	4715	ITF16TT	5330	ITF16	0.035
1980	V8-5.2	G		3013	W14EXR-U											0.032
1980	V8-5.2	H		3031	W16EXR-U	3004	P16R			4501	PW16TT	4708	IW16TT	5305	IW16	0.032
1980	V8-5.9	K		3031	W16EXR-U	3004	P16R			4501	PW16TT	4708	IW16TT	5305	IW16	0.032
1980	V8-5.9	L		3031	W16EXR-U	3004	P16R			4501	PW16TT	4708	IW16TT	5305	IW16	0.032
1977-1975	V8-5.2	G		3013	W14EXR-U											0.032
1977-1975	V8-6.6	P		6021	W14PR-U											0.027
1977-1975	V8-7.2	U		3037	W16PR-U											0.027
1977-1974	V8-5.9	J		3031	W16EXR-U	3004	P16R			4501	PW16TT	4708	IW16TT	5305	IW16	0.032
1977-1974	V8-6.6	N		6021	W14PR-U											0.027
1977-1972	V8-5.9	K		3031	W16EXR-U	3004	P16R			4501	PW16TT	4708	IW16TT	5305	IW16	0.032
1977-1972	V8-7.2	T		3037	W16PR-U											0.027
1976-1972	V8-6.6	M		6021	W14PR-U											0.027
1973-1972	V8-5.2	G		3013	W14EXR-U											0.032
GTX																
1971-1970	V8-7.0	R		3066	W20EXR-U	3229	P20R8			4502	PW20TT	4709	IW20TT	5306	IW20	0.032



YEAR ANNEE AÑO	CYL	ENGINE MOTEUR MOTOR	NOTES/NOTAS	OE Types						Twin-Tip (TT) Technology				High Performance		GAP ECART. BRECHA
				U-GROOVE (Standard)		DOUBLE PLATINUM		IRIDIUM LONG-LIFE		PLATINUM TT		IRIDIUM TT		IRIDIUM POWER / IRIDIUM RACING		
				STOCK STOCK BOLSA	PLUG BOUGIE BUJIA	STOCK STOCK BOLSA	PLUG BOUGIE BUJIA	STOCK STOCK BOLSA	PLUG BOUGIE BUJIA	STOCK STOCK BOLSA	PLUG BOUGIE BUJIA	STOCK STOCK BOLSA	PLUG BOUGIE BUJIA	STOCK STOCK BOLSA	PLUG BOUGIE BUJIA	
PLYMOUTH [continued]																
GTX [continued]																
1971-1970	V8-7.2	U		3037	W16PR-U											0.027
1971-1970	V8-7.2	V		3037	W16PR-U											0.027
1969-1968	V8-7.0	J		3066	W20EXR-U	3229	P20R8			4502	PW20TT	4709	IW20TT	5306	IW20	0.032
1969-1968	V8-7.2	L		3037	W16PR-U											0.027
1969	V8-7.2	M		3037	W16PR-U											0.027
1968	V8-5.2	F		3031	W16EXR-U	3004	P16R			4501	PW16TT	4708	IW16TT	5305	IW16	0.032
1968	V8-6.3	G		3037	W16PR-U											0.027
1968	V8-6.3	H		3037	W16PR-U											0.027
1967	V8-4.5			3031	W16EXR-U	3004	P16R			4501	PW16TT	4708	IW16TT	5305	IW16	0.032
1967	V8-5.2			3037	W16PR-U											0.027
1967	V8-6.3			3037	W16PR-U											0.027
1967	V8-7.0			3066	W20EXR-U	3229	P20R8			4502	PW20TT	4709	IW20TT	5306	IW20	0.032
1967	V8-7.2			3037	W16PR-U											0.027
HORIZON																
1990-1988	L4-2.2	D		3031	W16EXR-U	3004	P16R			4501	PW16TT	4708	IW16TT	5305	IW16	0.032
1987-1983	L4-2.2	C		3031	W16EXR-U	3004	P16R			4501	PW16TT	4708	IW16TT	5305	IW16	0.032
1986-1984	L4-2.2	8		3031	W16EXR-U	3004	P16R			4501	PW16TT	4708	IW16TT	5305	IW16	0.032
1986-1983	L4-1.6	A		3031	W16EXR-U	3004	P16R			4501	PW16TT	4708	IW16TT	5305	IW16	0.032
1983	L4-1.7	B		3031	W16EXR-U	3004	P16R			4501	PW16TT	4708	IW16TT	5305	IW16	0.032
1982-1981	L4-2.2	B		3031	W16EXR-U	3004	P16R			4501	PW16TT	4708	IW16TT	5305	IW16	0.032
1982-1978	L4-1.7	A		3031	W16EXR-U	3004	P16R			4501	PW16TT	4708	IW16TT	5305	IW16	0.032
LASER																
1994-1993	L4-1.8	B		3212	W20EXR-U11	3238	P20R11			4502	PW20TT	4709	IW20TT	5306	IW20	0.044
1994-1993	L4-2.0	E		3212	W20EXR-U11	3238	P20R11			4502	PW20TT	4709	IW20TT	5306	IW20	0.044
1994	L4-2.0	F	T	3066	W20EXR-U	3229	P20R8			4502	PW20TT	4709	IW20TT	5306	IW20	0.032
1993	L4-2.0	F	T	3212	W20EXR-U11	3238	P20R11			4502	PW20TT	4709	IW20TT	5306	IW20	0.044
1992-1990	L4-1.8	T		3212	W20EXR-U11	3238	P20R11			4502	PW20TT	4709	IW20TT	5306	IW20	0.044
1992-1990	L4-2.0	R		3212	W20EXR-U11	3238	P20R11			4502	PW20TT	4709	IW20TT	5306	IW20	0.044
1992-1990	L4-2.0	U	T	3066	W20EXR-U	3229	P20R8			4502	PW20TT	4709	IW20TT	5306	IW20	0.032
NEON																
2001-1999	L4-2.0	C		3145	K20PR-U	3245	PK20PR-P8	3403	SK20PR-A8	4504	PK20TT	4702	IK20TT	5304	IK20	0.032
1999	L4-2.0	Y		3145	K20PR-U	3245	PK20PR-P8	3403	SK20PR-A8	4504	PK20TT	4702	IK20TT	5304	IK20	0.032
1998-1996	L4-2.0	C						3403	SK20PR-A8							0.032
1998-1996	L4-2.0	Y						3403	SK20PR-A8							0.032
1998-1996	L4-2.0	ECB		3145	K20PR-U	3245	PK20PR-P8			4504	PK20TT	4702	IK20TT	5304	IK20	0.032
1998-1996	L4-2.0	ECC		3145	K20PR-U	3245	PK20PR-P8			4504	PK20TT	4702	IK20TT	5304	IK20	0.032
1995	L4-2.0	C		3145	K20PR-U	3245	PK20PR-P8	3403	SK20PR-A8	4504	PK20TT	4702	IK20TT	5304	IK20	0.032
1995	L4-2.0	Y		3145	K20PR-U	3245	PK20PR-P8	3403	SK20PR-A8	4504	PK20TT	4702	IK20TT	5304	IK20	0.032
PB100																
1980-1979	L6-3.7	N		5020	T14PR-U											0.035
1980-1974	V8-5.2	E		3031	W16EXR-U	3004	P16R			4501	PW16TT	4708	IW16TT	5305	IW16	0.032



YEAR ANEE AÑO	CYL	ENGINE MOTEUR MOTOR	NOTES/NOTAS	OE Types						Twin-Tip (TT) Technology				High Performance		GAP ECART. BRECHA	
				U-GROOVE (Standard)		DOUBLE PLATINUM		IRIDIUM LONG-LIFE		PLATINUM TT		IRIDIUM TT		IRIDIUM POWER / IRIDIUM RACING			
				STOCK STOCK BOLSA	PLUG BOUGIE BUJIA	STOCK STOCK BOLSA	PLUG BOUGIE BUJIA	STOCK STOCK BOLSA	PLUG BOUGIE BUJIA	STOCK STOCK BOLSA	PLUG BOUGIE BUJIA	STOCK STOCK BOLSA	PLUG BOUGIE BUJIA	STOCK STOCK BOLSA	PLUG BOUGIE BUJIA		
PLYMOUTH [continued]																	
PB100 [continued]																	
1979	V8-5.2	P		3031	W16EXR-U	3004	P16R				4501	PW16TT	4708	IW16TT	5305	IW16	0.032
1978-1976	V8-5.9	F		3031	W16EXR-U	3004	P16R				4501	PW16TT	4708	IW16TT	5305	IW16	0.032
1978	L6-3.7	B		5020	T14PR-U												0.035
1977-1975	L6-3.7	B		5025	T16PR-U						4509	PTF16TT	4715	ITF16TT	5330	ITF16	0.035
1974	L6-3.7	B		3031	W16EXR-U	3004	P16R				4501	PW16TT	4708	IW16TT	5305	IW16	0.032
1974	V8-5.9	F		3031	W16EXR-U	3004	P16R				4501	PW16TT	4708	IW16TT	5305	IW16	0.032
PB150																	
1983	L6-3.7	H		5020	T14PR-U												0.035
1983	V8-5.2	T		3031	W16EXR-U	3004	P16R				4501	PW16TT	4708	IW16TT	5305	IW16	0.032
1982-1981	L6-3.7	E		5020	T14PR-U												0.035
1981	V8-5.2	P		3031	W16EXR-U	3004	P16R				4501	PW16TT	4708	IW16TT	5305	IW16	0.032
1981	V8-5.2	R		3031	W16EXR-U	3004	P16R				4501	PW16TT	4708	IW16TT	5305	IW16	0.032
PB200																	
1980-1979	V8-5.2	P		3031	W16EXR-U	3004	P16R				4501	PW16TT	4708	IW16TT	5305	IW16	0.032
1980-1979	V8-5.9	T		3031	W16EXR-U	3004	P16R				4501	PW16TT	4708	IW16TT	5305	IW16	0.032
1980-1974	V8-5.2	E		3031	W16EXR-U	3004	P16R				4501	PW16TT	4708	IW16TT	5305	IW16	0.032
1980	L6-3.7	N		5020	T14PR-U												0.035
1979-1974	V8-5.9	F		3031	W16EXR-U	3004	P16R				4501	PW16TT	4708	IW16TT	5305	IW16	0.032
1978-1976	V8-6.6	J		6021	W14PR-U												0.027
1978-1976	V8-7.2	D		3037	W16PR-U												0.027
1978	L6-3.7	B		5020	T14PR-U												0.035
1977-1975	L6-3.7	B		5025	T16PR-U						4509	PTF16TT	4715	ITF16TT	5330	ITF16	0.035
1974	L6-3.7	B		3031	W16EXR-U	3004	P16R				4501	PW16TT	4708	IW16TT	5305	IW16	0.032
PB250																	
1983	L6-3.7	H		5020	T14PR-U												0.035
1983	V8-5.2	T		3031	W16EXR-U	3004	P16R				4501	PW16TT	4708	IW16TT	5305	IW16	0.032
1983	V8-5.2	U		3031	W16EXR-U	3004	P16R				4501	PW16TT	4708	IW16TT	5305	IW16	0.032
1982-1981	L6-3.7	E		5020	T14PR-U												0.035
1982-1981	V8-5.2	P		3031	W16EXR-U	3004	P16R				4501	PW16TT	4708	IW16TT	5305	IW16	0.032
1982-1981	V8-5.2	R		3031	W16EXR-U	3004	P16R				4501	PW16TT	4708	IW16TT	5305	IW16	0.032
1981	V8-5.9	T		3031	W16EXR-U	3004	P16R				4501	PW16TT	4708	IW16TT	5305	IW16	0.032
PB300																	
1980-1979	V8-5.9	T		3031	W16EXR-U	3004	P16R				4501	PW16TT	4708	IW16TT	5305	IW16	0.032
1980-1974	V8-5.2	E		3031	W16EXR-U	3004	P16R				4501	PW16TT	4708	IW16TT	5305	IW16	0.032
1979-1974	V8-5.9	F		3031	W16EXR-U	3004	P16R				4501	PW16TT	4708	IW16TT	5305	IW16	0.032
1978-1976	V8-6.6	J		6021	W14PR-U												0.027
1978-1976	V8-7.2	D		3037	W16PR-U												0.027
PB350																	
1983	V8-5.2	T		3031	W16EXR-U	3004	P16R				4501	PW16TT	4708	IW16TT	5305	IW16	0.032
1983	V8-5.2	U		3031	W16EXR-U	3004	P16R				4501	PW16TT	4708	IW16TT	5305	IW16	0.032



YEAR ANNEE AÑO	CYL	ENGINE MOTEUR MOTOR	NOTES/NOTAS	OE Types						Twin-Tip (TT) Technology				High Performance		GAP ECART. BRECHA
				U-GROOVE (Standard)		DOUBLE PLATINUM		IRIDIUM LONG-LIFE		PLATINUM TT		IRIDIUM TT		IRIDIUM POWER / IRIDIUM RACING		
				STOCK STOCK BOLSA	PLUG BOUGIE BUJIA	STOCK STOCK BOLSA	PLUG BOUGIE BUJIA	STOCK STOCK BOLSA	PLUG BOUGIE BUJIA	STOCK STOCK BOLSA	PLUG BOUGIE BUJIA	STOCK STOCK BOLSA	PLUG BOUGIE BUJIA	STOCK STOCK BOLSA	PLUG BOUGIE BUJIA	
PLYMOUTH [continued]																
PB350 [continued]																
1983	V8-5.9	1		3031	W16EXR-U	3004	P16R			4501	PW16TT	4708	IW16TT	5305	IW16	0.032
1983	V8-5.9	W		3031	W16EXR-U	3004	P16R			4501	PW16TT	4708	IW16TT	5305	IW16	0.032
1982-1981	V8-5.2	P		3031	W16EXR-U	3004	P16R			4501	PW16TT	4708	IW16TT	5305	IW16	0.032
1982-1981	V8-5.2	R		3031	W16EXR-U	3004	P16R			4501	PW16TT	4708	IW16TT	5305	IW16	0.032
1982-1981	V8-5.9	T		3031	W16EXR-U	3004	P16R			4501	PW16TT	4708	IW16TT	5305	IW16	0.032
1982	V8-5.9	U		3031	W16EXR-U	3004	P16R			4501	PW16TT	4708	IW16TT	5305	IW16	0.032
PLAZA																
1957-1956	V8-4.5			3031	W16EXR-U	3004	P16R			4501	PW16TT	4708	IW16TT	5305	IW16	0.032
PROWLER																
2001-2000	V6-3.5	G		5018	QJ16HR-U											0.035
1999	V6-3.5			3008	Q20PR-U11					4508	PQ20TT	4707	IQ20TT	5302	IQ20	0.044
1997	V6-3.5	F		5018	QJ16HR-U											0.035
RELIANT																
1989-1986	L4-2.5	K		3031	W16EXR-U	3004	P16R			4501	PW16TT	4708	IW16TT	5305	IW16	0.032
1989-1985	L4-2.2	D		3031	W16EXR-U	3004	P16R			4501	PW16TT	4708	IW16TT	5305	IW16	0.032
1985-1983	L4-2.2	C		3031	W16EXR-U	3004	P16R			4501	PW16TT	4708	IW16TT	5305	IW16	0.032
1985-1983	L4-2.6	G		3032	W16EXR-U11	3004	P16R			4501	PW16TT	4708	IW16TT	5305	IW16	0.044
1982-1981	L4-2.2	B		3031	W16EXR-U	3004	P16R			4501	PW16TT	4708	IW16TT	5305	IW16	0.032
1982-1981	L4-2.6	D		3032	W16EXR-U11	3004	P16R			4501	PW16TT	4708	IW16TT	5305	IW16	0.044
1982	L4-2.6	7		3022	W16EPR-U10	3114	P16PR11			4501	PW16TT	4708	IW16TT	5305	IW16	0.040
ROADRUNNER																
1975-1974	V8-5.9	L		3031	W16EXR-U	3004	P16R			4501	PW16TT	4708	IW16TT	5305	IW16	0.032
1975-1972	V8-5.2	G		3013	W14EXR-U											0.032
1975	V8-5.9	K		3031	W16EXR-U	3004	P16R			4501	PW16TT	4708	IW16TT	5305	IW16	0.032
1975	V8-6.6	M		6021	W14PR-U											0.027
1975	V8-6.6	N		6021	W14PR-U											0.027
1975	V8-6.6	P		6021	W14PR-U											0.027
1974-1972	V8-7.2	U		3037	W16PR-U											0.027
1973	V8-5.6	H		3031	W16EXR-U	3004	P16R			4501	PW16TT	4708	IW16TT	5305	IW16	0.032
1973	V8-6.6	M		6021	W14PR-U											0.027
1972-1971	V8-5.6	H		3066	W20EXR-U	3229	P20R8			4502	PW20TT	4709	IW20TT	5306	IW20	0.032
1972-1970	V8-7.2	V		3037	W16PR-U											0.027
1971-1970	V8-6.3	N		3037	W16PR-U											0.027
1971-1970	V8-7.0	R		3066	W20EXR-U	3229	P20R8			4502	PW20TT	4709	IW20TT	5306	IW20	0.032
1970	V8-7.2	U		3037	W16PR-U											0.027
1969-1968	V8-6.3	H		3037	W16PR-U											0.027
1969-1968	V8-7.0	J		3066	W20EXR-U	3229	P20R8			4502	PW20TT	4709	IW20TT	5306	IW20	0.032
1969	V8-7.2	M		3037	W16PR-U											0.027
1968	V8-4.5	D		3031	W16EXR-U	3004	P16R			4501	PW16TT	4708	IW16TT	5305	IW16	0.032
1968	V8-5.2	F		3031	W16EXR-U	3004	P16R			4501	PW16TT	4708	IW16TT	5305	IW16	0.032
1968	V8-6.3	G		3037	W16PR-U											0.027



YEAR ANEE AÑO	CYL	ENGINE MOTEUR MOTOR	NOTES/NOTAS	OE Types						Twin-Tip (TT) Technology				High Performance		GAP ECART. BRECHA	
				U-GROOVE (Standard)		DOUBLE PLATINUM		IRIDIUM LONG-LIFE		PLATINUM TT		IRIDIUM TT		IRIDIUM POWER / IRIDIUM RACING			
				STOCK STOCK BOLSA	PLUG BOUGIE BUJIA	STOCK STOCK BOLSA	PLUG BOUGIE BUJIA	STOCK STOCK BOLSA	PLUG BOUGIE BUJIA	STOCK STOCK BOLSA	PLUG BOUGIE BUJIA	STOCK STOCK BOLSA	PLUG BOUGIE BUJIA	STOCK STOCK BOLSA	PLUG BOUGIE BUJIA		
PLYMOUTH [continued]																	
SAPORO																	
1983-1981	L4-2.6	7		3022	W16EPR-U10	3114	P16PR11				4501	PW16TT	4708	IW16TT	5305	IW16	0.040
1980-1978	L4-2.6	F		3022	W16EPR-U10	3114	P16PR11				4501	PW16TT	4708	IW16TT	5305	IW16	0.040
1979-1978	L4-1.6	K		3212	W20EXR-U11	3238	P20R11				4502	PW20TT	4709	IW20TT	5306	IW20	0.044
SATELLITE																	
1974-1971	L6-3.7	C		3013	W14EXR-U												0.032
1974-1971	V8-5.2	G		3013	W14EXR-U												0.032
1974	V8-5.9	J		3031	W16EXR-U	3004	P16R				4501	PW16TT	4708	IW16TT	5305	IW16	0.032
1974	V8-5.9	K		3031	W16EXR-U	3004	P16R				4501	PW16TT	4708	IW16TT	5305	IW16	0.032
1974	V8-6.6	N		6021	W14PR-U												0.027
1974	V8-7.2	U		3037	W16PR-U												0.027
1973-1972	V8-6.6	M		6021	W14PR-U												0.027
1972	V8-5.6	H		3066	W20EXR-U	3229	P20R8				4502	PW20TT	4709	IW20TT	5306	IW20	0.032
1971-1970	V8-6.3	L		3037	W16PR-U												0.027
1971-1970	V8-6.3	N		3037	W16PR-U												0.027
1969-1968	V8-5.2	F		3031	W16EXR-U	3004	P16R				4501	PW16TT	4708	IW16TT	5305	IW16	0.032
1969-1968	V8-6.3	G		3037	W16PR-U												0.027
1969-1968	V8-6.3	H		3037	W16PR-U												0.027
1968	V8-4.5	D		3031	W16EXR-U	3004	P16R				4501	PW16TT	4708	IW16TT	5305	IW16	0.032
1967-1966	L6-3.7			3013	W14EXR-U												0.032
1967-1966	V8-7.2			3037	W16PR-U												0.027
1967-1965	V8-4.5			3031	W16EXR-U	3004	P16R				4501	PW16TT	4708	IW16TT	5305	IW16	0.032
1967-1965	V8-5.2			3037	W16PR-U												0.027
1967-1965	V8-6.3			3037	W16PR-U												0.027
1967-1965	V8-7.0			3066	W20EXR-U	3229	P20R8				4502	PW20TT	4709	IW20TT	5306	IW20	0.032
SAVOY																	
1964-1963	V8-7.0			3066	W20EXR-U	3229	P20R8				4502	PW20TT	4709	IW20TT	5306	IW20	0.032
1964-1960	L6-3.7			3013	W14EXR-U												0.032
1964-1960	V8-6.3			3037	W16PR-U												0.027
1964-1959	V8-5.9			3037	W16PR-U												0.027
1964-1958	V8-5.2			3037	W16PR-U												0.027
1964	V8-4.5			3031	W16EXR-U	3004	P16R				4501	PW16TT	4708	IW16TT	5305	IW16	0.032
1957-1956	V8-4.5			3031	W16EXR-U	3004	P16R				4501	PW16TT	4708	IW16TT	5305	IW16	0.032
SCAMP																	
1983	L4-2.2	C		3031	W16EXR-U	3004	P16R				4501	PW16TT	4708	IW16TT	5305	IW16	0.032
1976-1975	L6-3.7	C		5025	T16PR-U						4509	PTF16TT	4715	ITF16TT	5330	ITF16	0.035
1976-1971	V8-5.2	G		3013	W14EXR-U												0.032
1974-1971	L6-3.2	B		3013	W14EXR-U												0.032
1974-1971	L6-3.7	C		3013	W14EXR-U												0.032
SPORT WAGON																	
1961-1960	L6-3.7			3013	W14EXR-U												0.032



YEAR ANNEE AÑO	CYL	ENGINE MOTEUR MOTOR	NOTES/NOTAS	OE Types						Twin-Tip (TT) Technology				High Performance		GAP ECART. BRECHA	
				U-GROOVE (Standard)		DOUBLE PLATINUM		IRIDIUM LONG-LIFE		PLATINUM TT		IRIDIUM TT		IRIDIUM POWER / IRIDIUM RACING			
				STOCK STOCK BOLSA	PLUG BOUGIE BUJIA	STOCK STOCK BOLSA	PLUG BOUGIE BUJIA	STOCK STOCK BOLSA	PLUG BOUGIE BUJIA	STOCK STOCK BOLSA	PLUG BOUGIE BUJIA	STOCK STOCK BOLSA	PLUG BOUGIE BUJIA	STOCK STOCK BOLSA	PLUG BOUGIE BUJIA		
PLYMOUTH [continued]																	
SPORT WAGON [continued]																	
1961-1960	V8-5.2			3037	W16PR-U												0.027
1961-1960	V8-5.9			3037	W16PR-U												0.027
1961-1960	V8-6.3			3037	W16PR-U												0.027
SUBURBAN																	
1961-1960	L6-3.7			3013	W14EXR-U												0.032
1961-1960	V8-5.2			3037	W16PR-U												0.027
1961-1960	V8-6.3			3037	W16PR-U												0.027
1961-1959	V8-5.9			3037	W16PR-U												0.027
1957-1956	V8-4.5			3031	W16EXR-U	3004	P16R			4501	PW16TT	4708	IW16TT	5305	IW16		0.032
SUNDANCE																	
1994-1992	V6-3.0	3		3021	W16EPR-U					4501	PW16TT	4708	IW16TT	5305	IW16		0.032
1994-1988	L4-2.5	K		3031	W16EXR-U	3004	P16R			4501	PW16TT	4708	IW16TT	5305	IW16		0.032
1994-1987	L4-2.2	D		3031	W16EXR-U	3004	P16R			4501	PW16TT	4708	IW16TT	5305	IW16		0.032
1991-1989	L4-2.5	J	T	3031	W16EXR-U	3004	P16R			4501	PW16TT	4708	IW16TT	5305	IW16		0.032
1988-1987	L4-2.2	E	T	3031	W16EXR-U	3004	P16R			4501	PW16TT	4708	IW16TT	5305	IW16		0.032
SUPERBIRD																	
1970	V8-7.2	U		3037	W16PR-U												0.027
TRAILDUSTER																	
1981-1979	V8-5.9	T		3031	W16EXR-U	3004	P16R			4501	PW16TT	4708	IW16TT	5305	IW16		0.032
1981	V8-5.2	P		3031	W16EXR-U	3004	P16R			4501	PW16TT	4708	IW16TT	5305	IW16		0.032
1981	V8-5.2	R		3031	W16EXR-U	3004	P16R			4501	PW16TT	4708	IW16TT	5305	IW16		0.032
1980-1979	L6-3.7	N		5020	T14PR-U												0.035
1980-1974	V8-5.2	E		3031	W16EXR-U	3004	P16R			4501	PW16TT	4708	IW16TT	5305	IW16		0.032
1979-1978	L6-3.7	B		5020	T14PR-U												0.035
1979-1974	V8-5.9	F		3031	W16EXR-U	3004	P16R			4501	PW16TT	4708	IW16TT	5305	IW16		0.032
1979	V8-5.2	P		3031	W16EXR-U	3004	P16R			4501	PW16TT	4708	IW16TT	5305	IW16		0.032
1978-1976	V8-6.6	J		6021	W14PR-U												0.027
1978-1974	V8-7.2	D		3037	W16PR-U												0.027
1977	L6-3.7	B		5025	T16PR-U					4509	PTF16TT	4715	ITF16TT	5330	ITF16		0.035
1976	L6-3.7	B		5035	T20PR-U					4510	PTF20TT	4716	ITF20TT	5331	ITF20		0.035
1975	L6-3.7	B		5025	T16PR-U					4509	PTF16TT	4715	ITF16TT	5330	ITF16		0.035
1974	V8-5.9	T		3031	W16EXR-U	3004	P16R			4501	PW16TT	4708	IW16TT	5305	IW16		0.032
VALIANT																	
1976-1975	L6-3.7	C		5025	T16PR-U					4509	PTF16TT	4715	ITF16TT	5330	ITF16		0.035
1976-1970	V8-5.2	G		3013	W14EXR-U												0.032
1976	V8-5.9	L		3031	W16EXR-U	3004	P16R			4501	PW16TT	4708	IW16TT	5305	IW16		0.032
1974-1970	L6-3.2	B		3013	W14EXR-U												0.032
1974-1970	L6-3.7	C		3013	W14EXR-U												0.032
1969-1968	L6-2.8	A		3013	W14EXR-U												0.032
1969-1968	L6-3.7	B		3013	W14EXR-U												0.032



YEAR ANEE AÑO	CYL	ENGINE MOTEUR MOTOR	NOTES/NOTAS	OE Types						Twin-Tip (TT) Technology				High Performance		GAP ECART. BRECHA	
				U-GROOVE (Standard)		DOUBLE PLATINUM		IRIDIUM LONG-LIFE		PLATINUM TT		IRIDIUM TT		IRIDIUM POWER / IRIDIUM RACING			
				STOCK STOCK BOLSA	PLUG BOUGIE BUJIA	STOCK STOCK BOLSA	PLUG BOUGIE BUJIA	STOCK STOCK BOLSA	PLUG BOUGIE BUJIA	STOCK STOCK BOLSA	PLUG BOUGIE BUJIA	STOCK STOCK BOLSA	PLUG BOUGIE BUJIA	STOCK STOCK BOLSA	PLUG BOUGIE BUJIA		
PLYMOUTH [continued]																	
VALIANT [continued]																	
1969-1968	V8-4.5	D		3031	W16EXR-U	3004	P16R				4501	PW16TT	4708	IW16TT	5305	IW16	0.032
1969-1968	V8-5.2	F		3031	W16EXR-U	3004	P16R				4501	PW16TT	4708	IW16TT	5305	IW16	0.032
1967-1965	L6-3.7			3013	W14EXR-U												0.032
1967-1964	V8-4.5			3031	W16EXR-U	3004	P16R				4501	PW16TT	4708	IW16TT	5305	IW16	0.032
1967-1960	L6-2.8			3013	W14EXR-U												0.032
1961	L6-3.7			3013	W14EXR-U												0.032
VIP																	
1967	V8-5.2			3037	W16PR-U												0.027
1967	V8-6.3			3037	W16PR-U												0.027
1967	V8-7.2			3037	W16PR-U												0.027
VOLARE																	
1980-1978	V8-5.2	H		3031	W16EXR-U	3004	P16R				4501	PW16TT	4708	IW16TT	5305	IW16	0.032
1980-1977	L6-3.7	D		5025	T16PR-U						4509	PTF16TT	4715	ITF16TT	5330	ITF16	0.035
1980-1977	V8-5.9	L		3031	W16EXR-U	3004	P16R				4501	PW16TT	4708	IW16TT	5305	IW16	0.032
1980-1976	L6-3.7	C		5025	T16PR-U						4509	PTF16TT	4715	ITF16TT	5330	ITF16	0.035
1980-1976	V8-5.2	G		3013	W14EXR-U												0.032
1979	V8-5.9	J		3031	W16EXR-U	3004	P16R				4501	PW16TT	4708	IW16TT	5305	IW16	0.032
1978-1976	V8-5.9	K		3031	W16EXR-U	3004	P16R				4501	PW16TT	4708	IW16TT	5305	IW16	0.032
VOYAGER																	
2000-1998	V6-3.3	EGM		3032	W16EXR-U11	3239	P16R13				4501	PW16TT	4708	IW16TT	5305	IW16	0.050
2000-1989	V6-3.0	3		3021	W16EPR-U						4501	PW16TT	4708	IW16TT	5305	IW16	0.032
2000	L4-2.4	B		3120	K16R-U11	3134	PK16R11	3324	SK16R11		4503	PK16TT	4701	IK16TT	5303	IK16	0.044
2000	V6-3.3	R		3032	W16EXR-U11	3239	P16R13				4501	PW16TT	4708	IW16TT	5305	IW16	0.050
1999-1996	L4-2.4	B		3130	K16PR-U11	3264	PK16PR11	3395	SK16PR-L11		4503	PK16TT	4701	IK16TT	5303	IK16	0.044
1999-1996	V6-3.3	R		3032	W16EXR-U11	3239	P16R13				4501	PW16TT	4708	IW16TT	5305	IW16	0.044
1999	V6-3.8	L		3014	W14EXR-U11												0.044
1998	V6-3.8	EGH		3014	W14EXR-U11												0.044
1995-1994	L4-2.5	K		3031	W16EXR-U	3004	P16R				4501	PW16TT	4708	IW16TT	5305	IW16	0.032
1995-1994	V6-3.3	J		3014	W14EXR-U11												0.044
1995-1991	V6-3.3	R		3014	W14EXR-U11												0.044
1993	L4-2.5	K				3004	P16R										0.044
1993	L4-2.5	K	Except LE,	3031	W16EXR-U						4501	PW16TT	4708	IW16TT	5305	IW16	0.032
1993	L4-2.5	K	LE,	5035	T20PR-U						4510	PTF20TT	4716	ITF20TT	5331	ITF20	0.035
1992-1987	L4-2.5	K		3031	W16EXR-U	3004	P16R				4501	PW16TT	4708	IW16TT	5305	IW16	0.032
1990-1989	L4-2.5	J	T	3031	W16EXR-U	3004	P16R				4501	PW16TT	4708	IW16TT	5305	IW16	0.032
1988	V6-3.0	3		3032	W16EXR-U11						4501	PW16TT	4708	IW16TT	5305	IW16	0.044
1987-1986	L4-2.6	G		3032	W16EXR-U11	3004	P16R				4501	PW16TT	4708	IW16TT	5305	IW16	0.044
1987-1984	L4-2.2	C		3031	W16EXR-U	3004	P16R				4501	PW16TT	4708	IW16TT	5305	IW16	0.032
1987	V6-3.0	3		3032	W16EXR-U11	3004	P16R				4501	PW16TT	4708	IW16TT	5305	IW16	0.044
1985-1984	L4-2.6	G		3031	W16EXR-U	3004	P16R				4501	PW16TT	4708	IW16TT	5305	IW16	0.032



YEAR ANNEE AÑO	CYL	ENGINE MOTEUR MOTOR	NOTES/NOTAS	OE Types						Twin-Tip (TT) Technology				High Performance		GAP ECART. BRECHA	
				U-GROOVE (Standard)		DOUBLE PLATINUM		IRIDIUM LONG-LIFE		PLATINUM TT		IRIDIUM TT		IRIDIUM POWER / IRIDIUM RACING			
				STOCK STOCK BOLSA	PLUG BOUGIE BUJIA	STOCK STOCK BOLSA	PLUG BOUGIE BUJIA	STOCK STOCK BOLSA	PLUG BOUGIE BUJIA	STOCK STOCK BOLSA	PLUG BOUGIE BUJIA	STOCK STOCK BOLSA	PLUG BOUGIE BUJIA	STOCK STOCK BOLSA	PLUG BOUGIE BUJIA		
PONTIAC																	
6000																	
1991-1990	L4-2.5	R		5037	T20PR-U15						4510	PTF20TT	4716	ITF20TT	5331	ITF20	0.060
1991-1988	V6-3.1	T		5022	T16EPR-U	5091	PT16EPR10				4511	PT16TT	4713	IT16TT	5325	IT16	0.032
1989-1987	V6-2.8	W		5022	T16EPR-U	5091	PT16EPR10				4511	PT16TT	4713	IT16TT	5325	IT16	0.032
1989	L4-2.5	R	Base,	5035	T20PR-U						4510	PTF20TT	4716	ITF20TT	5331	ITF20	0.035
1989	L4-2.5	R	LE,	5037	T20PR-U15						4510	PTF20TT	4716	ITF20TT	5331	ITF20	0.060
1988-1982	L4-2.5	R		5037	T20PR-U15						4510	PTF20TT	4716	ITF20TT	5331	ITF20	0.060
1986-1985	V6-2.8	W		5037	T20PR-U15						4510	PTF20TT	4716	ITF20TT	5331	ITF20	0.060
1986-1982	V6-2.8	X		5036	T20PR-U11						4510	PTF20TT	4716	ITF20TT	5331	ITF20	0.044
1984-1983	V6-2.8	Z		5036	T20PR-U11						4510	PTF20TT	4716	ITF20TT	5331	ITF20	0.044
1983-1982	L4-2.5	5		5037	T20PR-U15						4510	PTF20TT	4716	ITF20TT	5331	ITF20	0.060
ASTRE																	
1977-1976	L4-2.3	B		5035	T20PR-U						4510	PTF20TT	4716	ITF20TT	5331	ITF20	0.035
1977	L4-2.5	V		5037	T20PR-U15						4510	PTF20TT	4716	ITF20TT	5331	ITF20	0.060
1976	L4-2.3	A		5035	T20PR-U						4510	PTF20TT	4716	ITF20TT	5331	ITF20	0.035
1975	L4-2.3	A		5037	T20PR-U15						4510	PTF20TT	4716	ITF20TT	5331	ITF20	0.060
1975	L4-2.3	B		5037	T20PR-U15						4510	PTF20TT	4716	ITF20TT	5331	ITF20	0.060
AZTEK																	
2005-2004	V6-3.4	E									4511	PT16TT	4713	IT16TT	5325	IT16	0.040
2003-2001	V6-3.4	E		5023	T16EPR-U15	5070	PT16EPR-L13				4511	PT16TT	4713	IT16TT	5325	IT16	0.050
BONNEVILLE																	
2005-2004	V6-3.8	K									4511	PT16TT	4713	IT16TT	5325	IT16	0.040
2005-2004	V8-4.6	Y		5023	T16EPR-U15	5092	PT16EPR13				4511	PT16TT	4713	IT16TT	5325	IT16	0.050
2003-1996	V6-3.8	K		5023	T16EPR-U15	5070	PT16EPR-L13				4511	PT16TT	4713	IT16TT	5325	IT16	0.050
2003-1996	V6-3.8	1	S	5023	T16EPR-U15	5070	PT16EPR-L13				4511	PT16TT	4713	IT16TT	5325	IT16	0.050
1995-1992	V6-3.8	1	S	5023	T16EPR-U15	5070	PT16EPR-L13				4511	PT16TT	4713	IT16TT	5325	IT16	0.060
1995	V6-3.8	K		5023	T16EPR-U15	5070	PT16EPR-L13				4511	PT16TT	4713	IT16TT	5325	IT16	0.060
1994-1992	V6-3.8	L		5023	T16EPR-U15	5070	PT16EPR-L13				4511	PT16TT	4713	IT16TT	5325	IT16	0.060
1991-1988	V6-3.8	C		5023	T16EPR-U15	5070	PT16EPR-L13				4511	PT16TT	4713	IT16TT	5325	IT16	0.060
1988-1987	V6-3.8	3		5022	T16EPR-U	5091	PT16EPR10				4511	PT16TT	4713	IT16TT	5325	IT16	0.032
1986-1983	V8-5.0	H		5026	T16PR-U11						4509	PTF16TT	4715	ITF16TT	5330	ITF16	0.044
1986-1980	V6-3.8	A		5027	T16PR-U15						4509	PTF16TT	4715	ITF16TT	5330	ITF16	0.060
1986	V6-4.3	Z		5035	T20PR-U						4510	PTF20TT	4716	ITF20TT	5331	ITF20	0.035
1982	V6-4.1	4		5027	T16PR-U15						4509	PTF16TT	4715	ITF16TT	5330	ITF16	0.060
1981-1980	V8-4.3	S		5027	T16PR-U15						4509	PTF16TT	4715	ITF16TT	5330	ITF16	0.060
1981	V8-5.0	Y	Base, Brougham,	6007	W9PR-U												0.027
1981	V8-5.0	Y	Safari,	5026	T16PR-U11						4509	PTF16TT	4715	ITF16TT	5330	ITF16	0.044
1980-1978	V8-4.9	W		5027	T16PR-U15						4509	PTF16TT	4715	ITF16TT	5330	ITF16	0.060
1980-1978	V8-5.7	X		5027	T16PR-U15						4509	PTF16TT	4715	ITF16TT	5330	ITF16	0.060
1980-1977	V8-5.7	R		6007	W9PR-U												0.027
1979-1977	V8-4.9	Y		5021	T14PR-U15												0.060



YEAR ANNEE AÑO	CYL	ENGINE MOTEUR MOTOR	NOTES/NOTAS	OE Types						Twin-Tip (TT) Technology				High Performance		GAP ECART. BRECHA	
				U-GROOVE (Standard)		DOUBLE PLATINUM		IRIDIUM LONG-LIFE		PLATINUM TT		IRIDIUM TT		IRIDIUM POWER / IRIDIUM RACING			
				STOCK STOCK BOLSA	PLUG BOUGIE BUJIA	STOCK STOCK BOLSA	PLUG BOUGIE BUJIA	STOCK STOCK BOLSA	PLUG BOUGIE BUJIA	STOCK STOCK BOLSA	PLUG BOUGIE BUJIA	STOCK STOCK BOLSA	PLUG BOUGIE BUJIA	STOCK STOCK BOLSA	PLUG BOUGIE BUJIA		
PONTIAC [continued]																	
BONNEVILLE [continued]																	
1979-1977	V8-6.6	K		6007	W9PR-U												0.027
1978-1976	V8-6.6	Z		5027	T16PR-U15					4509	PTF16TT	4715	ITF16TT	5330	ITF16		0.060
1977	V8-5.7	P		5027	T16PR-U15					4509	PTF16TT	4715	ITF16TT	5330	ITF16		0.060
1976-1975	V8-7.5	W		5021	T14PR-U15												0.060
1976	V8-6.6	N		5021	T14PR-U15												0.060
1975-1974	V8-6.6	R		5020	T14PR-U												0.035
1975	V8-6.6	S		5027	T16PR-U15					4509	PTF16TT	4715	ITF16TT	5330	ITF16		0.060
1974-1973	V8-6.6	S		5025	T16PR-U					4509	PTF16TT	4715	ITF16TT	5330	ITF16		0.035
1974-1973	V8-7.5	W		5026	T16PR-U11					4509	PTF16TT	4715	ITF16TT	5330	ITF16		0.044
1974	V8-6.6	T		5025	T16PR-U					4509	PTF16TT	4715	ITF16TT	5330	ITF16		0.035
1974	V8-7.5	Y		5026	T16PR-U11					4509	PTF16TT	4715	ITF16TT	5330	ITF16		0.044
1972	V8-7.5	U		5026	T16PR-U11					4509	PTF16TT	4715	ITF16TT	5330	ITF16		0.044
1972	V8-7.5	Y		5026	T16PR-U11					4509	PTF16TT	4715	ITF16TT	5330	ITF16		0.044
1971	V8-6.6			3037	W16PR-U												0.027
1971	V8-7.5			3037	W16PR-U												0.027
1970	V8-5.7			6007	W9PR-U												0.027
1970	V8-6.6			6021	W14PR-U												0.027
1970	V8-7.5			6007	W9PR-U												0.027
1969-1967	V8-7.0			6021	W14PR-U												0.027
1969	V8-6.6			3037	W16PR-U												0.027
1968	V8-6.6			6007	W9PR-U												0.027
1966-1963	V8-6.9			3037	W16PR-U												0.027
1966-1960	V8-6.4			6021	W14PR-U												0.027
CATALINA																	
1981-1980	V8-4.3	S		5027	T16PR-U15					4509	PTF16TT	4715	ITF16TT	5330	ITF16		0.060
1981-1979	V6-3.8	A		5027	T16PR-U15					4509	PTF16TT	4715	ITF16TT	5330	ITF16		0.060
1981	V8-5.0	Y		6007	W9PR-U												0.027
1980-1979	V8-4.9	W		5027	T16PR-U15					4509	PTF16TT	4715	ITF16TT	5330	ITF16		0.060
1980-1978	V8-5.7	X		5027	T16PR-U15					4509	PTF16TT	4715	ITF16TT	5330	ITF16		0.060
1980-1977	V8-5.7	R		6007	W9PR-U												0.027
1979-1977	V8-6.6	K		6007	W9PR-U												0.027
1979	V8-4.9	Y		5021	T14PR-U15												0.060
1978-1977	V6-3.8	A		5021	T14PR-U15												0.060
1978-1976	V8-6.6	Z		5027	T16PR-U15					4509	PTF16TT	4715	ITF16TT	5330	ITF16		0.060
1978	V8-4.9	Y	Base,	5027	T16PR-U15					4509	PTF16TT	4715	ITF16TT	5330	ITF16		0.060
1978	V8-4.9	Y	Safari,	5021	T14PR-U15												0.060
1977	V6-3.8	C		5021	T14PR-U15												0.060
1977	V8-4.9	Y		5021	T14PR-U15												0.060
1977	V8-5.7	P		5027	T16PR-U15					4509	PTF16TT	4715	ITF16TT	5330	ITF16		0.060
1976-1975	V8-7.5	W		5021	T14PR-U15												0.060
1976	V8-5.7	M		5021	T14PR-U15												0.060



YEAR ANNEE AÑO	CYL	ENGINE MOTEUR MOTOR	NOTES/NOTAS	OE Types						Twin-Tip (TT) Technology				High Performance		GAP ECART. BRECHA	
				U-GROOVE (Standard)		DOUBLE PLATINUM		IRIDIUM LONG-LIFE		PLATINUM TT		IRIDIUM TT		IRIDIUM POWER / IRIDIUM RACING			
				STOCK STOCK BOLSA	PLUG BOUGIE BUJIA	STOCK STOCK BOLSA	PLUG BOUGIE BUJIA	STOCK STOCK BOLSA	PLUG BOUGIE BUJIA	STOCK STOCK BOLSA	PLUG BOUGIE BUJIA	STOCK STOCK BOLSA	PLUG BOUGIE BUJIA	STOCK STOCK BOLSA	PLUG BOUGIE BUJIA		
PONTIAC [continued]																	
CATALINA [continued]																	
1976	V8-6.6	N		5021	T14PR-U15												0.060
1975-1974	V8-6.6	R		5020	T14PR-U												0.035
1975	V8-6.6	S		5027	T16PR-U15					4509	PTF16TT	4715	ITF16TT	5330	ITF16		0.060
1974-1972	V8-6.6	S		5025	T16PR-U					4509	PTF16TT	4715	ITF16TT	5330	ITF16		0.035
1974-1972	V8-7.5	W		5026	T16PR-U11					4509	PTF16TT	4715	ITF16TT	5330	ITF16		0.044
1974	V8-6.6	T		5025	T16PR-U					4509	PTF16TT	4715	ITF16TT	5330	ITF16		0.035
1974	V8-7.5	Y		5026	T16PR-U11					4509	PTF16TT	4715	ITF16TT	5330	ITF16		0.044
1973-1972	V8-5.7	M		5020	T14PR-U												0.035
1972	V8-7.5	V		5025	T16PR-U					4509	PTF16TT	4715	ITF16TT	5330	ITF16		0.035
1972	V8-7.5	U		5026	T16PR-U11					4509	PTF16TT	4715	ITF16TT	5330	ITF16		0.044
1972	V8-7.5	Y		5026	T16PR-U11					4509	PTF16TT	4715	ITF16TT	5330	ITF16		0.044
1971-1970	V8-5.7			6007	W9PR-U												0.027
1971-1970	V8-6.6			3037	W16PR-U												0.027
1971	V8-7.5			3037	W16PR-U												0.027
1970	V8-7.5			6007	W9PR-U												0.027
1969-1968	V8-6.6		Base,	6007	W9PR-U												0.027
1969-1968	V8-6.6		Ventura,	3037	W16PR-U												0.027
1969-1967	V8-7.0			6021	W14PR-U												0.027
1967	V8-6.6	X		3037	W16PR-U												0.027
1967	V8-6.6	Y		3037	W16PR-U												0.027
1966-1963	V8-6.9			3037	W16PR-U												0.027
1966-1960	V8-6.4			6021	W14PR-U												0.027
EXECUTIVE																	
1970	V8-5.7			6007	W9PR-U												0.027
1970	V8-6.6		Base,	3037	W16PR-U												0.027
1970	V8-6.6		Safari,	6021	W14PR-U												0.027
1970	V8-7.5			6007	W9PR-U												0.027
1969-1968	V8-6.6			3037	W16PR-U												0.027
1969-1967	V8-7.0			6021	W14PR-U												0.027
1967	V8-6.6			6007	W9PR-U												0.027
FIERO																	
1988-1985	V6-2.8	9		5036	T20PR-U11					4510	PTF20TT	4716	ITF20TT	5331	ITF20		0.044
1988-1984	L4-2.5	R		5037	T20PR-U15					4510	PTF20TT	4716	ITF20TT	5331	ITF20		0.060
FIREBIRD																	
2002-2000	V8-5.7	G						5090	ZTJ16R10	4511	PT16TT	4713	IT16TT	5325	IT16		0.040
2002-1995	V6-3.8	K		5023	T16EPR-U15	5070	PT16EPR-L13			4511	PT16TT	4713	IT16TT	5325	IT16		0.050
1999-1998	V8-5.7	G		5023	T16EPR-U15	5070	PT16EPR-L13			4511	PT16TT	4713	IT16TT	5325	IT16		0.050
1997-1996	V8-5.7	P		5023	T16EPR-U15	5070	PT16EPR-L13			4511	PT16TT	4713	IT16TT	5325	IT16		0.050
1995-1994	V6-3.4	S		5026	T16PR-U11					4509	PTF16TT	4715	ITF16TT	5330	ITF16		0.044
1995-1993	V8-5.7	P		5023	T16EPR-U15	5070	PT16EPR-L13			4511	PT16TT	4713	IT16TT	5325	IT16		0.060
1993	V6-3.4	S		5037	T20PR-U15					4510	PTF20TT	4716	ITF20TT	5331	ITF20		0.060



YEAR ANNEE AÑO	CYL	ENGINE MOTEUR MOTOR	NOTES/NOTAS	OE Types						Twin-Tip (TT) Technology				High Performance		GAP ECART. BRECHA	
				U-GROOVE (Standard)		DOUBLE PLATINUM		IRIDIUM LONG-LIFE		PLATINUM TT		IRIDIUM TT		IRIDIUM POWER / IRIDIUM RACING			
				STOCK STOCK BOLSA	PLUG BOUGIE BUJIA	STOCK STOCK BOLSA	PLUG BOUGIE BUJIA	STOCK STOCK BOLSA	PLUG BOUGIE BUJIA	STOCK STOCK BOLSA	PLUG BOUGIE BUJIA	STOCK STOCK BOLSA	PLUG BOUGIE BUJIA	STOCK STOCK BOLSA	PLUG BOUGIE BUJIA		
PONTIAC [continued]																	
FIREBIRD [continued]																	
1992-1991	V6-3.1	T		5022	T16EPR-U	5091	PT16EPR10				4511	PT16TT	4713	IT16TT	5325	IT16	0.032
1992-1988	V8-5.0	E		5025	T16PR-U						4509	PTF16TT	4715	ITF16TT	5330	ITF16	0.035
1992-1988	V8-5.7	8		5025	T16PR-U						4509	PTF16TT	4715	ITF16TT	5330	ITF16	0.035
1992-1985	V8-5.0	F		5025	T16PR-U						4509	PTF16TT	4715	ITF16TT	5330	ITF16	0.035
1990	V6-3.1	T		5032	T20EPR-U						4512	PT20TT	4714	IT20TT	5326	IT20	0.032
1989-1985	V6-2.8	S		5036	T20PR-U11						4510	PTF20TT	4716	ITF20TT	5331	ITF20	0.044
1989	V6-3.8	7	T	5032	T20EPR-U						4512	PT20TT	4714	IT20TT	5326	IT20	0.032
1987-1980	V8-5.0	H		5026	T16PR-U11						4509	PTF16TT	4715	ITF16TT	5330	ITF16	0.044
1987	V8-5.7	8		5016	Q16PR-U11	3005	PQ16R				4507	PQ16TT	4706	IQ16TT	5301	IQ16	0.044
1986-1982	L4-2.5	2		5037	T20PR-U15						4510	PTF20TT	4716	ITF20TT	5331	ITF20	0.060
1986	V8-5.0	G		5026	T16PR-U11						4509	PTF16TT	4715	ITF16TT	5330	ITF16	0.044
1985	V8-5.0	G		5030	T16R-U15						4509	PTF16TT	4715	ITF16TT	5330	ITF16	0.060
1984-1983	V6-2.8	L		5036	T20PR-U11						4510	PTF20TT	4716	ITF20TT	5331	ITF20	0.044
1984-1982	V6-2.8	1		5036	T20PR-U11						4510	PTF20TT	4716	ITF20TT	5331	ITF20	0.044
1984	V8-5.0	G		5026	T16PR-U11						4509	PTF16TT	4715	ITF16TT	5330	ITF16	0.044
1983-1982	L4-2.5	F		5037	T20PR-U15						4510	PTF20TT	4716	ITF20TT	5331	ITF20	0.060
1983-1982	V8-5.0	7		5026	T16PR-U11						4509	PTF16TT	4715	ITF16TT	5330	ITF16	0.044
1983	V8-5.0	S		5026	T16PR-U11						4509	PTF16TT	4715	ITF16TT	5330	ITF16	0.044
1981-1980	V8-4.3	S		5027	T16PR-U15						4509	PTF16TT	4715	ITF16TT	5330	ITF16	0.060
1981-1980	V8-4.9	T	T	5027	T16PR-U15						4509	PTF16TT	4715	ITF16TT	5330	ITF16	0.060
1981-1979	V6-3.8	A		5027	T16PR-U15						4509	PTF16TT	4715	ITF16TT	5330	ITF16	0.060
1981-1979	V8-4.9	W		5027	T16PR-U15						4509	PTF16TT	4715	ITF16TT	5330	ITF16	0.060
1979-1977	V8-6.6	K		6007	W9PR-U												0.027
1979-1976	V8-6.6	Z		5027	T16PR-U15						4509	PTF16TT	4715	ITF16TT	5330	ITF16	0.060
1979	V8-4.9	Y		5021	T14PR-U15												0.060
1979	V8-5.0	G		5026	T16PR-U11						4509	PTF16TT	4715	ITF16TT	5330	ITF16	0.044
1979	V8-5.7	L		6007	W9PR-U												0.027
1978-1977	V8-5.0	U		5026	T16PR-U11						4509	PTF16TT	4715	ITF16TT	5330	ITF16	0.044
1978	V6-3.8	A		5021	T14PR-U15												0.060
1978	V8-5.7	L		5026	T16PR-U11						4509	PTF16TT	4715	ITF16TT	5330	ITF16	0.044
1977	V6-3.8	C		5021	T14PR-U15												0.060
1977	V8-4.9	Y		5021	T14PR-U15												0.060
1977	V8-5.7	R		6007	W9PR-U												0.027
1977	V8-5.7	P		5027	T16PR-U15						4509	PTF16TT	4715	ITF16TT	5330	ITF16	0.060
1976-1975	V8-7.5	W		5021	T14PR-U15												0.060
1976-1972	L6-4.1	D		5020	T14PR-U												0.035
1976	V8-5.7	M		5021	T14PR-U15												0.060
1976	V8-5.7	P		5026	T16PR-U11						4509	PTF16TT	4715	ITF16TT	5330	ITF16	0.044
1975	V8-5.7			5027	T16PR-U15						4509	PTF16TT					0.060
1975	V8-5.7	M		5021	T14PR-U15								4715	ITF16TT	5330	ITF16	0.060
1975	V8-6.6	S		5027	T16PR-U15						4509	PTF16TT	4715	ITF16TT	5330	ITF16	0.060



YEAR ANNEE AÑO	CYL	ENGINE MOTEUR MOTOR	NOTES/NOTAS	OE Types						Twin-Tip (TT) Technology				High Performance		GAP ECART. BRECHA
				U-GROOVE (Standard)		DOUBLE PLATINUM		IRIDIUM LONG-LIFE		PLATINUM TT		IRIDIUM TT		IRIDIUM POWER / IRIDIUM RACING		
				STOCK STOCK BOLSA	PLUG BOUGIE BUJIA	STOCK STOCK BOLSA	PLUG BOUGIE BUJIA	STOCK STOCK BOLSA	PLUG BOUGIE BUJIA	STOCK STOCK BOLSA	PLUG BOUGIE BUJIA	STOCK STOCK BOLSA	PLUG BOUGIE BUJIA	STOCK STOCK BOLSA	PLUG BOUGIE BUJIA	
PONTIAC [continued]																
FIREBIRD [continued]																
1974-1972	V8-5.7	M		5020	T14PR-U											0.035
1974-1972	V8-5.7	N		5020	T14PR-U											0.035
1974-1972	V8-6.6	R		5020	T14PR-U											0.035
1974-1972	V8-6.6	T		5025	T16PR-U					4509	PTF16TT	4715	ITF16TT	5330	ITF16	0.035
1974-1972	V8-7.5	X		5025	T16PR-U					4509	PTF16TT	4715	ITF16TT	5330	ITF16	0.035
1974	V8-7.5	Y		5026	T16PR-U11					4509	PTF16TT	4715	ITF16TT	5330	ITF16	0.044
1971-1970	L6-4.1			5020	T14PR-U											0.035
1971-1970	V8-5.7			6007	W9PR-U											0.027
1971	V8-6.6			3037	W16PR-U											0.027
1971	V8-7.5			3037	W16PR-U											0.027
1970	V8-6.6		Base, Formula,	3037	W16PR-U											0.027
1970	V8-6.6		Esprit, Trans Am,	6021	W14PR-U											0.027
1969-1968	L6-4.1			3031	W16EXR-U	3004	P16R			4501	PW16TT	4708	IW16TT	5305	IW16	0.032
1969-1968	V8-5.7			6021	W14PR-U											0.027
1969	V8-6.6			6007	W9PR-U											0.027
1968-1967	V8-6.6			3037	W16PR-U											0.027
1967	L6-3.8			3031	W16EXR-U	3004	P16R			4501	PW16TT	4708	IW16TT	5305	IW16	0.032
1967	V8-5.3			6021	W14PR-U											0.027
G3																
2010-2009	L4-1.6	LXV		3132	KJ16CR-L11	3246	PKJ16CR-L11	3396	SKJ16CR-L11	4503	PK16TT	4701	IK16TT	5357	IK16L	0.044
G5																
2009	L4-2.2	LAP				5068	PT16VR13			4513	PTV16TT	4718	ITV16TT	5338	ITV16	0.050
2008-2007	L4-2.4	B				5068	PT16VR13			4513	PTV16TT	4718	ITV16TT	5338	ITV16	0.050
2008	L4-2.2	L61				5068	PT16VR13			4513	PTV16TT	4718	ITV16TT	5338	ITV16	0.050
2007	L4-2.2	L61				5068	PT16VR13			4513	PTV16TT					0.050
2007	L4-2.2	F										4718	ITV16TT	5338	ITV16	0.040
G6																
2010-2006	L4-2.4	B				5068	PT16VR13			4513	PTV16TT	4718	ITV16TT	5338	ITV16	0.050
2010	L4-2.4	LE9				5068	PT16VR13			4513	PTV16TT	4718	ITV16TT	5338	ITV16	0.050
2010	V6-3.5	K						5090	ZTJ16R10			4713	IT16TT	5325	IT16	0.040
2010	V6-3.5	N						5090	ZTJ16R10			4713	IT16TT	5325	IT16	0.040
2009-2007	V6-3.5	N						5090	ZTJ16R10	4511	PT16TT	4713	IT16TT	5325	IT16	0.040
2009-2007	V6-3.6	7				5068	PT16VR13			4513	PTV16TT	4718	ITV16TT	5338	ITV16	0.050
2009-2006	V6-3.9	1						5090	ZTJ16R10	4511	PT16TT	4713	IT16TT	5325	IT16	0.040
2009	V6-3.5	K						5090	ZTJ16R10	4511	PT16TT	4713	IT16TT	5325	IT16	0.040
2006-2005	V6-3.5	8								4511	PT16TT	4713	IT16TT	5325	IT16	0.040
G8																
2009-2008	V6-3.6	7				5068	PT16VR13			4513	PTV16TT	4718	ITV16TT	5338	ITV16	0.050
2009-2008	V8-6.0	L76						5090	ZTJ16R10	4511	PT16TT	4713	IT16TT	5325	IT16	0.040
2009	V8-6.2	LS3						5090	ZTJ16R10	4511	PT16TT	4713	IT16TT	5325	IT16	0.040



YEAR ANNEE AÑO	CYL	ENGINE MOTEUR MOTOR	NOTES/NOTAS	OE Types						Twin-Tip (TT) Technology				High Performance		GAP ECART. BRECHA	
				U-GROOVE (Standard)		DOUBLE PLATINUM		IRIDIUM LONG-LIFE		PLATINUM TT		IRIDIUM TT		IRIDIUM POWER / IRIDIUM RACING			
				STOCK STOCK BOLSA	PLUG BOUGIE BUJIA	STOCK STOCK BOLSA	PLUG BOUGIE BUJIA	STOCK STOCK BOLSA	PLUG BOUGIE BUJIA	STOCK STOCK BOLSA	PLUG BOUGIE BUJIA	STOCK STOCK BOLSA	PLUG BOUGIE BUJIA	STOCK STOCK BOLSA	PLUG BOUGIE BUJIA		
PONTIAC [continued]																	
GRAND AM																	
2005-2004	V6-3.4	E									4511	PT16TT	4713	IT16TT	5325	IT16	0.040
2005-2002	L4-2.2	L61				5068	PT16VR13				4513	PTV16TT	4718	ITV16TT	5338	ITV16	0.050
2003-1999	V6-3.4	E		5023	T16EPR-U15	5070	PT16EPR-L13				4511	PT16TT	4713	IT16TT	5325	IT16	0.050
2001-1996	L4-2.4	T		5023	T16EPR-U15	5070	PT16EPR-L13				4511	PT16TT	4713	IT16TT	5325	IT16	0.050
1997-1996	V6-3.1	M		5023	T16EPR-U15	5070	PT16EPR-L13				4511	PT16TT	4713	IT16TT	5325	IT16	0.050
1995-1994	V6-3.1	M		5023	T16EPR-U15	5070	PT16EPR-L13				4511	PT16TT	4713	IT16TT	5325	IT16	0.060
1995-1990	L4-2.3	D		3130	K16PR-U11	3174	PK16PR-P11	3395	SK16PR-L11		4503	PK16TT	4701	IK16TT	5303	IK16	0.044
1994	L4-2.3	3		3119	K16R-U	3301	PK16R8	3435	SK16PR-F8		4503	PK16TT	4701	IK16TT	5303	IK16	0.032
1994	L4-2.3	A		3119	K16R-U	3301	PK16R8	3435	SK16PR-F8		4503	PK16TT	4701	IK16TT	5303	IK16	0.032
1993-1992	L4-2.3	3		3130	K16PR-U11	3174	PK16PR-P11	3395	SK16PR-L11		4503	PK16TT	4701	IK16TT	5303	IK16	0.044
1993-1992	V6-3.3	N		5023	T16EPR-U15	5070	PT16EPR-L13				4511	PT16TT	4713	IT16TT	5325	IT16	0.060
1993-1990	L4-2.3	A		3130	K16PR-U11	3174	PK16PR-P11	3395	SK16PR-L11		4503	PK16TT	4701	IK16TT	5303	IK16	0.044
1991-1985	L4-2.5	U		5037	T20PR-U15						4510	PTF20TT	4716	ITF20TT	5331	ITF20	0.060
1989-1988	L4-2.3	D		5016	Q16PR-U11	3005	PQ16R				4507	PQ16TT	4706	IQ16TT	5301	IQ16	0.044
1989-1987	L4-2.0	M	T	3088	W22EPR-U	3302	P22PR8	3354	S22PR-A7						5307	IW22	0.032
1989	L4-2.3	A		5016	Q16PR-U11	3005	PQ16R				4507	PQ16TT	4706	IQ16TT	5301	IQ16	0.044
1987-1985	V6-3.0	L		5022	T16EPR-U	5091	PT16EPR10				4511	PT16TT	4713	IT16TT	5325	IT16	0.032
1980-1979	V8-5.0	H		5026	T16PR-U11						4509	PTF16TT	4715	ITF16TT	5330	ITF16	0.044
1980-1978	V8-4.9	W		5027	T16PR-U15						4509	PTF16TT	4715	ITF16TT	5330	ITF16	0.060
1979-1978	V8-4.9	Y		5027	T16PR-U15						4509	PTF16TT	4715	ITF16TT	5330	ITF16	0.060
1979	V6-3.8	A		5027	T16PR-U15						4509	PTF16TT	4715	ITF16TT	5330	ITF16	0.060
1978	V8-5.0	U		5026	T16PR-U11						4509	PTF16TT	4715	ITF16TT	5330	ITF16	0.044
1975-1974	V8-6.6	R		5020	T14PR-U												0.035
1975	V8-5.7	H		5026	T16PR-U11						4509	PTF16TT	4715	ITF16TT	5330	ITF16	0.044
1975	V8-6.6	S		5027	T16PR-U15						4509	PTF16TT	4715	ITF16TT	5330	ITF16	0.060
1975	V8-7.5	W		5021	T14PR-U15												0.060
1974-1973	V8-6.6	T		5025	T16PR-U						4509	PTF16TT	4715	ITF16TT	5330	ITF16	0.035
1974	V8-6.6	S		5025	T16PR-U						4509	PTF16TT	4715	ITF16TT	5330	ITF16	0.035
1974	V8-7.5	W		5026	T16PR-U11						4509	PTF16TT	4715	ITF16TT	5330	ITF16	0.044
1974	V8-7.5	Y		5026	T16PR-U11						4509	PTF16TT	4715	ITF16TT	5330	ITF16	0.044
1973	V8-5.7	M		5020	T14PR-U												0.035
1973	V8-7.5	X		5025	T16PR-U						4509	PTF16TT	4715	ITF16TT	5330	ITF16	0.035
GRAND LEMANS																	
1981-1980	V8-4.3	S		5027	T16PR-U15						4509	PTF16TT	4715	ITF16TT	5330	ITF16	0.060
1981-1979	V6-3.8	A		5027	T16PR-U15						4509	PTF16TT	4715	ITF16TT	5330	ITF16	0.060
1981-1979	V8-4.9	W		5027	T16PR-U15						4509	PTF16TT	4715	ITF16TT	5330	ITF16	0.060
1980-1979	V8-5.0	H		5026	T16PR-U11						4509	PTF16TT	4715	ITF16TT	5330	ITF16	0.044
1980	V6-3.8	K		5026	T16PR-U11						4509	PTF16TT	4715	ITF16TT	5330	ITF16	0.044
1979	V6-3.8	Z		5027	T16PR-U15						4509	PTF16TT	4715	ITF16TT	5330	ITF16	0.060
1979	V8-4.9	Y		5021	T14PR-U15												0.060



YEAR ANNEE AÑO	CYL	ENGINE MOTEUR MOTOR	NOTES/NOTAS	OE Types						Twin-Tip (TT) Technology				High Performance		GAP ECART. BRECHA	
				U-GROOVE (Standard)		DOUBLE PLATINUM		IRIDIUM LONG-LIFE		PLATINUM TT		IRIDIUM TT		IRIDIUM POWER / IRIDIUM RACING			
				STOCK STOCK BOLSA	PLUG BOUGIE BUJIA	STOCK STOCK BOLSA	PLUG BOUGIE BUJIA	STOCK STOCK BOLSA	PLUG BOUGIE BUJIA	STOCK STOCK BOLSA	PLUG BOUGIE BUJIA	STOCK STOCK BOLSA	PLUG BOUGIE BUJIA	STOCK STOCK BOLSA	PLUG BOUGIE BUJIA		
PONTIAC [continued]																	
GRAND LEMANS [continued]																	
1979	V8-5.7	L		6007	W9PR-U												0.027
1978-1977	V8-5.0	U		5026	T16PR-U11					4509	PTF16TT	4715	ITF16TT	5330	ITF16		0.044
1978	V6-3.8	A		5021	T14PR-U15												0.060
1978	V8-5.7	L		5026	T16PR-U11					4509	PTF16TT	4715	ITF16TT	5330	ITF16		0.044
1977-1976	V8-6.6	Z		5027	T16PR-U15					4509	PTF16TT	4715	ITF16TT	5330	ITF16		0.060
1977	V6-3.8	C		5021	T14PR-U15												0.060
1977	V8-4.9	Y		5021	T14PR-U15												0.060
1977	V8-5.7	R		6007	W9PR-U												0.027
1977	V8-5.7	P		5027	T16PR-U15					4509	PTF16TT	4715	ITF16TT	5330	ITF16		0.060
1977	V8-6.6	K		6007	W9PR-U												0.027
1976-1975	L6-4.1	D		5020	T14PR-U												0.035
1976-1975	V8-5.7	M		5021	T14PR-U15												0.060
1976-1975	V8-7.5	W		5021	T14PR-U15												0.060
1976	V8-4.3	F		6007	W9PR-U												0.027
1976	V8-5.7	P		5026	T16PR-U11					4509	PTF16TT	4715	ITF16TT	5330	ITF16		0.044
1976	V8-6.6	N		5021	T14PR-U15												0.060
1975	V8-5.7	H		5026	T16PR-U11					4509	PTF16TT	4715	ITF16TT	5330	ITF16		0.044
1975	V8-5.7	E		5027	T16PR-U15					4509	PTF16TT	4715	ITF16TT	5330	ITF16		0.060
1975	V8-6.6	R		5020	T14PR-U												0.035
1975	V8-6.6	S		5027	T16PR-U15					4509	PTF16TT	4715	ITF16TT	5330	ITF16		0.060
GRAND PRIX																	
2008-2005	V8-5.3	C							5090	ZTJ16R10	4511	PT16TT	4713	IT16TT	5325	IT16	0.040
2008-2004	V6-3.8	2									4511	PT16TT	4713	IT16TT	5325	IT16	0.040
2007-2004	V6-3.8	4	S								4511	PT16TT	4713	IT16TT	5325	IT16	0.040
2003-2000	V6-3.1	J		5023	T16EPR-U15	5070	PT16EPR-L13				4511	PT16TT	4713	IT16TT	5325	IT16	0.050
2003-1997	V6-3.8	K		5023	T16EPR-U15	5070	PT16EPR-L13				4511	PT16TT	4713	IT16TT	5325	IT16	0.050
2003-1997	V6-3.8	1	S	5023	T16EPR-U15	5070	PT16EPR-L13				4511	PT16TT	4713	IT16TT	5325	IT16	0.050
1999	V6-3.1	M		5023	T16EPR-U15	5070	PT16EPR-L13				4511	PT16TT	4713	IT16TT	5325	IT16	0.050
1997-1996	V6-3.1	M		5023	T16EPR-U15	5070	PT16EPR-L13				4511	PT16TT	4713	IT16TT	5325	IT16	0.050
1996	V6-3.4	X		5023	T16EPR-U15	5070	PT16EPR-L13				4511	PT16TT	4713	IT16TT	5325	IT16	0.050
1995-1994	V6-3.1	M		5023	T16EPR-U15	5070	PT16EPR-L13				4511	PT16TT	4713	IT16TT	5325	IT16	0.060
1995-1991	V6-3.4	X		5032	T20EPR-U						4512	PT20TT	4714	IT20TT	5326	IT20	0.032
1993-1989	V6-3.1	T		5022	T16EPR-U	5091	PT16EPR10				4511	PT16TT	4713	IT16TT	5325	IT16	0.032
1991-1990	L4-2.3	D		3130	K16PR-U11	3174	PK16PR-P11	3395	SK16PR-L11	4503	PK16TT	4701	IK16TT	5303	IK16		0.044
1990-1989	V6-3.1	V	T										4714	IT20TT	5326	IT20	0.040
1989-1988	V6-2.8	W		5022	T16EPR-U	5091	PT16EPR10				4511	PT16TT	4713	IT16TT	5325	IT16	0.032
1987-1986	V6-4.3	Z		5035	T20PR-U						4510	PTF20TT	4716	ITF20TT	5331	ITF20	0.035
1987-1983	V8-5.0	H		5026	T16PR-U11						4509	PTF16TT	4715	ITF16TT	5330	ITF16	0.044
1987-1979	V6-3.8	A		5027	T16PR-U15						4509	PTF16TT	4715	ITF16TT	5330	ITF16	0.060
1982	V6-4.1	4		5027	T16PR-U15						4509	PTF16TT	4715	ITF16TT	5330	ITF16	0.060
1981-1980	V8-4.3	S		5027	T16PR-U15						4509	PTF16TT	4715	ITF16TT	5330	ITF16	0.060



YEAR ANNEE AÑO	CYL	ENGINE MOTEUR MOTOR	NOTES/NOTAS	OE Types						Twin-Tip (TT) Technology				High Performance		GAP ECART. BRECHA	
				U-GROOVE (Standard)		DOUBLE PLATINUM		IRIDIUM LONG-LIFE		PLATINUM TT		IRIDIUM TT		IRIDIUM POWER / IRIDIUM RACING			
				STOCK STOCK BOLSA	PLUG BOUGIE BUJIA	STOCK STOCK BOLSA	PLUG BOUGIE BUJIA	STOCK STOCK BOLSA	PLUG BOUGIE BUJIA	STOCK STOCK BOLSA	PLUG BOUGIE BUJIA	STOCK STOCK BOLSA	PLUG BOUGIE BUJIA	STOCK STOCK BOLSA	PLUG BOUGIE BUJIA		
PONTIAC [continued]																	
GRAND PRIX [continued]																	
1981	V8-4.4	J		5026	T16PR-U11						4509	PTF16TT	4715	ITF16TT	5330	ITF16	0.044
1980-1979	V8-5.0	H		5026	T16PR-U11						4509	PTF16TT	4715	ITF16TT	5330	ITF16	0.044
1980-1978	V8-4.9	W		5027	T16PR-U15						4509	PTF16TT	4715	ITF16TT	5330	ITF16	0.060
1979-1977	V8-4.9	Y		5021	T14PR-U15												0.060
1979	V6-3.8	Z		5027	T16PR-U15						4509	PTF16TT	4715	ITF16TT	5330	ITF16	0.060
1978	V6-3.8	A		5021	T14PR-U15												0.060
1978	V8-5.0	U		5026	T16PR-U11						4509	PTF16TT	4715	ITF16TT	5330	ITF16	0.044
1977-1976	V8-5.7	P		5027	T16PR-U15						4509	PTF16TT	4715	ITF16TT	5330	ITF16	0.060
1977-1976	V8-6.6	Z		5027	T16PR-U15						4509	PTF16TT	4715	ITF16TT	5330	ITF16	0.060
1977	V8-5.7	R		6007	W9PR-U												0.027
1977	V8-6.6	K		6007	W9PR-U												0.027
1976-1975	V8-7.5	W		5021	T14PR-U15												0.060
1976	V8-5.7	M		5021	T14PR-U15												0.060
1976	V8-6.6	N		5021	T14PR-U15												0.060
1975	V8-6.6	R		5020	T14PR-U												0.035
1975	V8-6.6	S		5027	T16PR-U15						4509	PTF16TT	4715	ITF16TT	5330	ITF16	0.060
1974-1972	V8-6.6	S		5025	T16PR-U						4509	PTF16TT	4715	ITF16TT	5330	ITF16	0.035
1974	V8-6.6	T		5025	T16PR-U						4509	PTF16TT	4715	ITF16TT	5330	ITF16	0.035
1974	V8-7.5	Y		5026	T16PR-U11						4509	PTF16TT	4715	ITF16TT	5330	ITF16	0.044
1973	V8-7.5	W		5026	T16PR-U11						4509	PTF16TT	4715	ITF16TT	5330	ITF16	0.044
1972	V8-7.5	Y		5026	T16PR-U11						4509	PTF16TT	4715	ITF16TT	5330	ITF16	0.044
1971	V8-6.6			3037	W16PR-U												0.027
1971	V8-7.5			3037	W16PR-U												0.027
1970	V8-6.6			6021	W14PR-U												0.027
1970	V8-7.5			6007	W9PR-U												0.027
1969-1967	V8-7.0			6021	W14PR-U												0.027
1969	V8-6.6			3037	W16PR-U												0.027
1968	V8-6.6			6007	W9PR-U												0.027
1966-1963	V8-6.9			3037	W16PR-U												0.027
1966-1962	V8-6.4			6021	W14PR-U												0.027
GRAND SAFARI																	
1978-1977	V8-6.6	K		6007	W9PR-U												0.027
1978-1976	V8-6.6	Z		5027	T16PR-U15						4509	PTF16TT	4715	ITF16TT	5330	ITF16	0.060
1977	V8-4.9	Y		5021	T14PR-U15												0.060
1977	V8-5.7	R		6007	W9PR-U												0.027
1976-1975	V8-7.5	W		5021	T14PR-U15												0.060
1975	V8-6.6	S		5027	T16PR-U15						4509	PTF16TT	4715	ITF16TT	5330	ITF16	0.060
1974-1973	V8-6.6	S		5025	T16PR-U						4509	PTF16TT	4715	ITF16TT	5330	ITF16	0.035
1974-1972	V8-7.5	W		5026	T16PR-U11						4509	PTF16TT	4715	ITF16TT	5330	ITF16	0.044
1972	V8-7.5	U		5026	T16PR-U11						4509	PTF16TT	4715	ITF16TT	5330	ITF16	0.044
1971	V8-6.6			3037	W16PR-U												0.027



YEAR ANNEE AÑO	CYL	ENGINE MOTEUR MOTOR	NOTES/NOTAS	OE Types						Twin-Tip (TT) Technology				High Performance		GAP ECART. BRECHA	
				U-GROOVE (Standard)		DOUBLE PLATINUM		IRIDIUM LONG-LIFE		PLATINUM TT		IRIDIUM TT		IRIDIUM POWER / IRIDIUM RACING			
				STOCK STOCK BOLSA	PLUG BOUGIE BUJIA	STOCK STOCK BOLSA	PLUG BOUGIE BUJIA	STOCK STOCK BOLSA	PLUG BOUGIE BUJIA	STOCK STOCK BOLSA	PLUG BOUGIE BUJIA	STOCK STOCK BOLSA	PLUG BOUGIE BUJIA	STOCK STOCK BOLSA	PLUG BOUGIE BUJIA		
PONTIAC [continued]																	
GRAND SAFARI [continued]																	
1971	V8-7.5			3037	W16PR-U												0.027
GRANDVILLE																	
1975	V8-6.6	R		5020	T14PR-U												0.035
1975	V8-6.6	S		5027	T16PR-U15					4509	PTF16TT	4715	ITF16TT	5330	ITF16		0.060
1975	V8-7.5	W		5021	T14PR-U15												0.060
1974-1972	V8-7.5	W		5026	T16PR-U11					4509	PTF16TT	4715	ITF16TT	5330	ITF16		0.044
1974	V8-7.5	Y		5026	T16PR-U11					4509	PTF16TT	4715	ITF16TT	5330	ITF16		0.044
1973	V8-6.6	T		5025	T16PR-U					4509	PTF16TT	4715	ITF16TT	5330	ITF16		0.035
1971	V8-7.5			3037	W16PR-U												0.027
GTO																	
2006-2005	V8-6.0	U						5090	ZTJ16R10	4511	PT16TT	4713	IT16TT	5325	IT16		0.040
2004	V8-5.7							5090	ZTJ16R10	4511	PT16TT	4713	IT16TT	5325	IT16		0.040
1973-1972	V8-6.6			5025	T16PR-U					4509	PTF16TT	4715	ITF16TT	5330	ITF16		0.035
1973-1972	V8-7.5			5026	T16PR-U11					4509	PTF16TT	4715	ITF16TT	5330	ITF16		0.044
1971	V8-6.6			3037	W16PR-U												0.027
1971	V8-7.5			3037	W16PR-U												0.027
1970	V8-6.6			6021	W14PR-U												0.027
1970	V8-7.5			6007	W9PR-U												0.027
1969-1967	V8-6.6			3037	W16PR-U												0.027
1966-1964	V8-6.4			6021	W14PR-U												0.027
1965-1964	V8-5.3			6021	W14PR-U												0.027
J2000																	
1983-1982	L4-1.8	O		3031	W16EXR-U	3004	P16R			4501	PW16TT	4708	IW16TT	5305	IW16		0.032
1983	L4-2.0	P								4510	PTF20TT						0.040
1982	L4-1.8	G		5035	T20PR-U					4510	PTF20TT	4716	ITF20TT	5331	ITF20		0.035
J2000 SUNBIRD																	
1985-1984	L4-1.8	J	T	3088	W22EPR-U	3302	P22PR8	3354	S22PR-A7					5307	IW22		0.032
1985-1984	L4-1.8	O		3031	W16EXR-U	3004	P16R			4501	PW16TT	4708	IW16TT	5305	IW16		0.032
1985-1984	L4-2.0	P		5035	T20PR-U					4510	PTF20TT	4716	ITF20TT	5331	ITF20		0.035
LAURENTIAN																	
1981	V8-4.3	S		5027	T16PR-U15					4509	PTF16TT	4715	ITF16TT	5330	ITF16		0.060
LEMANS																	
1993-1990	L4-1.6	6		3014	W14EXR-U11												0.044
1990	L4-2.0	K		3014	W14EXR-U11												0.044
1989-1988	L4-1.6	6		3032	W16EXR-U11	3004	P16R			4501	PW16TT	4708	IW16TT	5305	IW16		0.044
1989	L4-2.0	K		3032	W16EXR-U11	3004	P16R			4501	PW16TT	4708	IW16TT	5305	IW16		0.044
1981-1980	V8-4.3	S		5027	T16PR-U15					4509	PTF16TT	4715	ITF16TT	5330	ITF16		0.060
1981-1979	V6-3.8	A		5027	T16PR-U15					4509	PTF16TT	4715	ITF16TT	5330	ITF16		0.060
1981-1979	V8-4.9	W		5027	T16PR-U15					4509	PTF16TT	4715	ITF16TT	5330	ITF16		0.060
1981	V8-4.4	J		5026	T16PR-U11					4509	PTF16TT	4715	ITF16TT	5330	ITF16		0.044



YEAR ANNEE AÑO	CYL	ENGINE MOTEUR MOTOR	NOTES/NOTAS	OE Types						Twin-Tip (TT) Technology				High Performance		GAP ECART. BRECHA	
				U-GROOVE (Standard)		DOUBLE PLATINUM		IRIDIUM LONG-LIFE		PLATINUM TT		IRIDIUM TT		IRIDIUM POWER / IRIDIUM RACING			
				STOCK STOCK BOLSA	PLUG BOUGIE BUJIA	STOCK STOCK BOLSA	PLUG BOUGIE BUJIA	STOCK STOCK BOLSA	PLUG BOUGIE BUJIA	STOCK STOCK BOLSA	PLUG BOUGIE BUJIA	STOCK STOCK BOLSA	PLUG BOUGIE BUJIA	STOCK STOCK BOLSA	PLUG BOUGIE BUJIA		
PONTIAC [continued]																	
LEMANS [continued]																	
1980-1979	V8-5.0	H		5026	T16PR-U11						4509	PTF16TT	4715	ITF16TT	5330	ITF16	0.044
1980	V6-3.8	K		5026	T16PR-U11						4509	PTF16TT	4715	ITF16TT	5330	ITF16	0.044
1979	V6-3.8	Z		5027	T16PR-U15						4509	PTF16TT	4715	ITF16TT	5330	ITF16	0.060
1979	V8-4.9	Y		5021	T14PR-U15												0.060
1979	V8-5.7	L		6007	W9PR-U												0.027
1978-1977	V8-5.0	U		5026	T16PR-U11					4509	PTF16TT	4715	ITF16TT	5330	ITF16		0.044
1978	V6-3.8	A		5021	T14PR-U15												0.060
1978	V8-5.7	L		5026	T16PR-U11					4509	PTF16TT	4715	ITF16TT	5330	ITF16		0.044
1977-1976	V8-6.6	Z		5027	T16PR-U15					4509	PTF16TT	4715	ITF16TT	5330	ITF16		0.060
1977	V6-3.8	C		5021	T14PR-U15												0.060
1977	V8-4.9	Y		5021	T14PR-U15												0.060
1977	V8-5.7	R		6007	W9PR-U												0.027
1977	V8-5.7	P		5027	T16PR-U15					4509	PTF16TT	4715	ITF16TT	5330	ITF16		0.060
1977	V8-6.6	K		6007	W9PR-U												0.027
1976-1975	V8-5.7	M		5021	T14PR-U15												0.060
1976-1972	L6-4.1	D		5020	T14PR-U												0.035
1976	V8-4.3	F		6007	W9PR-U												0.027
1976	V8-5.7	P		5026	T16PR-U11					4509	PTF16TT	4715	ITF16TT	5330	ITF16		0.044
1976	V8-6.6	N		5021	T14PR-U15												0.060
1976	V8-7.5	W		5021	T14PR-U15												0.060
1975-1974	V8-6.6	R		5020	T14PR-U												0.035
1975	V8-5.7	H		5026	T16PR-U11					4509	PTF16TT	4715	ITF16TT	5330	ITF16		0.044
1975	V8-5.7	J		5026	T16PR-U11					4509	PTF16TT	4715	ITF16TT	5330	ITF16		0.044
1975	V8-5.7	E		5027	T16PR-U15					4509	PTF16TT	4715	ITF16TT	5330	ITF16		0.060
1975	V8-6.6	S		5027	T16PR-U15					4509	PTF16TT	4715	ITF16TT	5330	ITF16		0.060
1974-1973	V8-6.6	T		5025	T16PR-U					4509	PTF16TT	4715	ITF16TT	5330	ITF16		0.035
1974-1972	V8-5.7	M		5020	T14PR-U												0.035
1974	V8-5.7	N		5020	T14PR-U												0.035
1974	V8-5.7	A		5025	T16PR-U					4509	PTF16TT	4715	ITF16TT	5330	ITF16		0.035
1974	V8-5.7	B		5025	T16PR-U					4509	PTF16TT	4715	ITF16TT	5330	ITF16		0.035
1974	V8-6.6	S		5025	T16PR-U					4509	PTF16TT	4715	ITF16TT	5330	ITF16		0.035
1974	V8-7.5	Y		5026	T16PR-U11					4509	PTF16TT	4715	ITF16TT	5330	ITF16		0.044
1973-1972	V8-7.5	W		5026	T16PR-U11					4509	PTF16TT	4715	ITF16TT	5330	ITF16		0.044
1972	V8-6.6	S		5025	T16PR-U					4509	PTF16TT	4715	ITF16TT	5330	ITF16		0.035
1972	V8-7.5	X		5025	T16PR-U					4509	PTF16TT	4715	ITF16TT	5330	ITF16		0.035
1971-1970	L6-4.1			5020	T14PR-U												0.035
1971-1970	V8-5.7			6007	W9PR-U												0.027
1971	V8-6.6			3037	W16PR-U												0.027
1970	V8-6.6			6021	W14PR-U												0.027
1970	V8-7.5			6007	W9PR-U												0.027
1969-1968	L6-4.1			3031	W16EXR-U	3004	P16R				4501	PW16TT	4708	IW16TT	5305	IW16	0.032



YEAR ANNEE AÑO	CYL	ENGINE MOTEUR MOTOR	NOTES/NOTAS	OE Types						Twin-Tip (TT) Technology				High Performance		GAP ECART. BRECHA	
				U-GROOVE (Standard)		DOUBLE PLATINUM		IRIDIUM LONG-LIFE		PLATINUM TT		IRIDIUM TT		IRIDIUM POWER / IRIDIUM RACING			
				STOCK STOCK BOLSA	PLUG BOUGIE BUJIA	STOCK STOCK BOLSA	PLUG BOUGIE BUJIA	STOCK STOCK BOLSA	PLUG BOUGIE BUJIA	STOCK STOCK BOLSA	PLUG BOUGIE BUJIA	STOCK STOCK BOLSA	PLUG BOUGIE BUJIA	STOCK STOCK BOLSA	PLUG BOUGIE BUJIA		
PONTIAC [continued]																	
LEMANS [continued]																	
1969-1968	V8-5.7			6021	W14PR-U												0.027
1969-1968	V8-7.0			6021	W14PR-U												0.027
1969	V8-6.6			3037	W16PR-U												0.027
1968	V8-6.6			6007	W9PR-U												0.027
1967-1963	V8-5.3			6021	W14PR-U												0.027
1967	L6-3.8			3031	W16EXR-U	3004	P16R			4501	PW16TT	4708	IW16TT	5305	IW16		0.032
1966	L6-3.8			3037	W16PR-U												0.027
1965-1964	L6-3.5			3013	W14EXR-U												0.032
1965-1964	V8-6.4			6021	W14PR-U												0.027
MONTANA																	
2006	V6-3.5	L		5023	T16EPR-U15	5070	PT16EPR-L13			4511	PT16TT	4713	IT16TT	5325	IT16		0.050
2006	V6-3.9	1						5090	ZTJ16R10	4511	PT16TT	4713	IT16TT	5325	IT16		0.040
2005-2004	V6-3.4	E								4511	PT16TT	4713	IT16TT	5325	IT16		0.040
2005	V6-3.5	L								4511	PT16TT	4713	IT16TT	5325	IT16		0.040
2003-1999	V6-3.4	E		5023	T16EPR-U15	5070	PT16EPR-L13			4511	PT16TT	4713	IT16TT	5325	IT16		0.050
PARISIENNE																	
1986-1985	V6-4.3	Z		5035	T20PR-U					4510	PTF20TT	4716	ITF20TT	5331	ITF20		0.035
1986-1983	V8-5.0	H		5026	T16PR-U11					4509	PTF16TT	4715	ITF16TT	5330	ITF16		0.044
1986	V8-5.0	Y		5017	Q16PR-U15	3005	PQ16R			4507	PQ16TT	4706	IQ16TT	5301	IQ16		0.060
1984-1983	V6-3.8	A		5027	T16PR-U15					4509	PTF16TT	4715	ITF16TT	5330	ITF16		0.060
1981	V8-4.3	S		5027	T16PR-U15					4509	PTF16TT	4715	ITF16TT	5330	ITF16		0.060
PHOENIX																	
1984-1982	L4-2.5	R		5037	T20PR-U15					4510	PTF20TT	4716	ITF20TT	5331	ITF20		0.060
1984-1982	V6-2.8	Z		5036	T20PR-U11					4510	PTF20TT	4716	ITF20TT	5331	ITF20		0.044
1984-1981	V6-2.8	X		5036	T20PR-U11					4510	PTF20TT	4716	ITF20TT	5331	ITF20		0.044
1982-1980	L4-2.5	5		5037	T20PR-U15					4510	PTF20TT	4716	ITF20TT	5331	ITF20		0.060
1980	V6-2.8	7		5035	T20PR-U					4510	PTF20TT	4716	ITF20TT	5331	ITF20		0.035
1979	V6-3.8	A		5027	T16PR-U15					4509	PTF16TT	4715	ITF16TT	5330	ITF16		0.060
1979	V8-5.0	G		5026	T16PR-U11					4509	PTF16TT	4715	ITF16TT	5330	ITF16		0.044
1979	V8-5.7	L		6007	W9PR-U												0.027
1978-1977	L4-2.5	V		5037	T20PR-U15					4510	PTF20TT	4716	ITF20TT	5331	ITF20		0.060
1978-1977	V8-5.0	U		5026	T16PR-U11					4509	PTF16TT	4715	ITF16TT	5330	ITF16		0.044
1978	V6-3.8	A		5021	T14PR-U15												0.060
1978	V8-5.7	L		5026	T16PR-U11					4509	PTF16TT	4715	ITF16TT	5330	ITF16		0.044
1977	V6-3.8	C		5021	T14PR-U15												0.060
1977	V8-5.7	L		6007	W9PR-U												0.027
1977	V8-5.7	R		6007	W9PR-U												0.027
SAFARI																	
1989-1987	V8-5.0	Y		5017	Q16PR-U15	3005	PQ16R			4507	PQ16TT	4706	IQ16TT	5301	IQ16		0.060
1976	V8-6.6	Z		5027	T16PR-U15					4509	PTF16TT	4715	ITF16TT	5330	ITF16		0.060
1976	V8-7.5	W		5021	T14PR-U15												0.060



YEAR ANNEE AÑO	CYL	ENGINE MOTEUR MOTOR	NOTES/NOTAS	OE Types						Twin-Tip (TT) Technology				High Performance		GAP ECART. BRECHA	
				U-GROOVE (Standard)		DOUBLE PLATINUM		IRIDIUM LONG-LIFE		PLATINUM TT		IRIDIUM TT		IRIDIUM POWER / IRIDIUM RACING			
				STOCK STOCK BOLSA	PLUG BOUGIE BUJIA	STOCK STOCK BOLSA	PLUG BOUGIE BUJIA	STOCK STOCK BOLSA	PLUG BOUGIE BUJIA	STOCK STOCK BOLSA	PLUG BOUGIE BUJIA	STOCK STOCK BOLSA	PLUG BOUGIE BUJIA	STOCK STOCK BOLSA	PLUG BOUGIE BUJIA		
PONTIAC [continued]																	
SAFARI [continued]																	
1970	L6-4.1			5020	T14PR-U												0.035
1970	V8-5.7			6007	W9PR-U												0.027
1970	V8-6.6			3037	W16PR-U												0.027
1968	L6-4.1			3031	W16EXR-U	3004	P16R				4501	PW16TT	4708	IW16TT	5305	IW16	0.032
1968	V8-5.7			6021	W14PR-U												0.027
1968	V8-6.6			3037	W16PR-U												0.027
1965-1963	V8-6.9			3037	W16PR-U												0.027
1965-1961	V8-6.4			6021	W14PR-U												0.027
SOLSTICE																	
2009-2006	L4-2.4	B				5068	PT16VR13				4513	PTV16TT	4718	ITV16TT	5338	ITV16	0.050
2009	L4-2.0	X	T			5068	PT16VR13				4513	PTV16TT	4718	ITV16TT	5338	ITV16	0.050
2008-2007	L4-2.0	X	T			5068	PT16VR13				4513	PTV16TT	4718	ITV16TT	5338	ITV16	0.050
STAR CHIEF																	
1966-1963	V8-6.9			3037	W16PR-U												0.027
1966-1960	V8-6.4			6021	W14PR-U												0.027
SUNBIRD																	
1994-1992	L4-2.0	H		3212	W20EXR-U11	3238	P20R11				4502	PW20TT	4709	IW20TT	5306	IW20	0.044
1994-1991	V6-3.1	T		5022	T16EPR-U	5091	PT16EPR10				4511	PT16TT	4713	IT16TT	5325	IT16	0.032
1991	L4-2.0	K		3014	W14EXR-U11												0.044
1990	L4-2.0	K		3014	W14EXR-U11												0.044
1990	L4-2.0	M	T	3088	W22EPR-U	3302	P22PR8	3354	S22PR-A7						5307	IW22	0.032
1989-1987	L4-2.0	M	T	3088	W22EPR-U	3302	P22PR8	3354	S22PR-A7						5307	IW22	0.032
1989-1987	L4-2.0	K		3032	W16EXR-U11	3004	P16R				4501	PW16TT	4708	IW16TT	5305	IW16	0.044
1986	L4-1.8	J	T	3088	W22EPR-U	3302	P22PR8	3354	S22PR-A7						5307	IW22	0.032
1986	L4-1.8	O		3031	W16EXR-U	3004	P16R				4501	PW16TT	4708	IW16TT	5305	IW16	0.032
1986	L4-2.0	P		5035	T20PR-U						4510	PTF20TT	4716	ITF20TT	5331	ITF20	0.035
1980-1979	V6-3.8	A		5027	T16PR-U15						4509	PTF16TT	4715	ITF16TT	5330	ITF16	0.060
1980-1977	L4-2.5	V		5037	T20PR-U15						4510	PTF20TT	4716	ITF20TT	5331	ITF20	0.060
1979-1978	L4-2.5	1		5037	T20PR-U15						4510	PTF20TT	4716	ITF20TT	5331	ITF20	0.060
1979	L4-2.5	9		5037	T20PR-U15						4510	PTF20TT					0.060
1979	V8-5.0	G		5026	T16PR-U11						4509	PTF16TT	4715	ITF16TT	5330	ITF16	0.044
1978-1977	V6-3.8	A		5021	T14PR-U15												0.060
1978	V8-5.0	U		5026	T16PR-U11						4509	PTF16TT	4715	ITF16TT	5330	ITF16	0.044
1977-1976	L4-2.3	B		5035	T20PR-U						4510	PTF20TT	4716	ITF20TT	5331	ITF20	0.035
1977-1976	V6-3.8	C		5021	T14PR-U15												0.060
1976	L4-2.3	A		5035	T20PR-U						4510	PTF20TT	4716	ITF20TT	5331	ITF20	0.035
SUNFIRE																	
2005-2002	L4-2.2	L61				5068	PT16VR13				4513	PTV16TT	4718	ITV16TT	5338	ITV16	0.050
2002-1998	L4-2.2	4		5023	T16EPR-U15	5070	PT16EPR-L13				4511	PT16TT	4713	IT16TT	5325	IT16	0.050
2002-1996	L4-2.4	T		5023	T16EPR-U15	5070	PT16EPR-L13				4511	PT16TT	4713	IT16TT	5325	IT16	0.050
1997-1995	L4-2.2	4				5071	TJ14R-P15				4511	PT16TT	4713	IT16TT	5325	IT16	0.060



YEAR ANNEE AÑO	CYL	ENGINE MOTEUR MOTOR	NOTES/NOTAS	OE Types						Twin-Tip (TT) Technology				High Performance		GAP ECART. BRECHA
				U-GROOVE (Standard)		DOUBLE PLATINUM		IRIDIUM LONG-LIFE		PLATINUM TT		IRIDIUM TT		IRIDIUM POWER / IRIDIUM RACING		
				STOCK STOCK BOLSA	PLUG BOUGIE BUJIA	STOCK STOCK BOLSA	PLUG BOUGIE BUJIA	STOCK STOCK BOLSA	PLUG BOUGIE BUJIA	STOCK STOCK BOLSA	PLUG BOUGIE BUJIA	STOCK STOCK BOLSA	PLUG BOUGIE BUJIA	STOCK STOCK BOLSA	PLUG BOUGIE BUJIA	
PONTIAC [continued]																
SUNFIRE [continued]																
1995	L4-2.3	D		3130	K16PR-U11	3174	PK16PR-P11	3395	SK16PR-L11	4503	PK16TT	4701	IK16TT	5303	IK16	0.044
T1000																
1987-1982	L4-1.6	C		5035	T20PR-U					4510	PTF20TT	4716	ITF20TT	5331	ITF20	0.035
1981	L4-1.6	9		5035	T20PR-U					4510	PTF20TT	4716	ITF20TT	5331	ITF20	0.035
TEMPEST																
1970-1969	V8-6.6			6021	W14PR-U											0.027
1970	L6-4.1			5020	T14PR-U											0.035
1970	V8-5.7			6007	W9PR-U											0.027
1969-1968	L6-4.1			3031	W16EXR-U	3004	P16R			4501	PW16TT	4708	IW16TT	5305	IW16	0.032
1969	V8-7.0			6021	W14PR-U											0.027
1968	V8-5.7			6021	W14PR-U											0.027
1968	V8-6.6			3037	W16PR-U											0.027
1967-1963	V8-5.3			6021	W14PR-U											0.027
1967	L6-3.8			3031	W16EXR-U	3004	P16R			4501	PW16TT	4708	IW16TT	5305	IW16	0.032
1966	L6-3.8			3037	W16PR-U											0.027
1965-1964	L6-3.5			3013	W14EXR-U											0.032
1964-1961	V8-6.4			6021	W14PR-U											0.027
TORRENT																
2009-2008	V6-3.6	7				5068	PT16VR13			4513	PTV16TT	4718	ITV16TT	5338	ITV16	0.050
2009-2006	V6-3.4	F								4511	PT16TT	4713	IT16TT	5325	IT16	0.040
TRANS SPORT																
1998-1996	V6-3.4	E		5023	T16EPR-U15	5070	PT16EPR-L13			4511	PT16TT	4713	IT16TT	5325	IT16	0.050
1995-1992	V6-3.8	L		5023	T16EPR-U15	5070	PT16EPR-L13			4511	PT16TT	4713	IT16TT	5325	IT16	0.060
1995-1990	V6-3.1	D		5036	T20PR-U11					4510	PTF20TT	4716	ITF20TT	5331	ITF20	0.044
VENTURA																
1977	L4-2.5	V		5037	T20PR-U15					4510	PTF20TT	4716	ITF20TT	5331	ITF20	0.060
1977	V6-3.8	C		5021	T14PR-U15											0.060
1977	V8-4.9	Y		5021	T14PR-U15											0.060
1977	V8-5.0	U		5026	T16PR-U11					4509	PTF16TT	4715	ITF16TT	5330	ITF16	0.044
1977	V8-5.7	L		6007	W9PR-U											0.027
1977	V8-5.7	R		6007	W9PR-U											0.027
1976-1975	V8-4.3	F		6007	W9PR-U											0.027
1976-1975	V8-5.7	H		5026	T16PR-U11					4509	PTF16TT	4715	ITF16TT	5330	ITF16	0.044
1976-1975	V8-5.7	J		5026	T16PR-U11					4509	PTF16TT	4715	ITF16TT	5330	ITF16	0.044
1976-1972	L6-4.1	D		5020	T14PR-U											0.035
1975	V8-5.7	M		5021	T14PR-U15											0.060
1975	V8-5.7	E		5027	T16PR-U15					4509	PTF16TT	4715	ITF16TT	5330	ITF16	0.060
1974-1972	V8-5.7	M		5020	T14PR-U											0.035
1974	V8-5.7	N		5020	T14PR-U											0.035
1974	V8-5.7	A		5025	T16PR-U					4509	PTF16TT	4715	ITF16TT	5330	ITF16	0.035



YEAR ANEE AÑO	CYL	ENGINE MOTEUR MOTOR	NOTES/NOTAS	OE Types						Twin-Tip (TT) Technology				High Performance		GAP ECART. BRECHA	
				U-GROOVE (Standard)		DOUBLE PLATINUM		IRIDIUM LONG-LIFE		PLATINUM TT		IRIDIUM TT		IRIDIUM POWER / IRIDIUM RACING			
				STOCK STOCK BOLSA	PLUG BOUGIE BUJIA	STOCK STOCK BOLSA	PLUG BOUGIE BUJIA	STOCK STOCK BOLSA	PLUG BOUGIE BUJIA	STOCK STOCK BOLSA	PLUG BOUGIE BUJIA	STOCK STOCK BOLSA	PLUG BOUGIE BUJIA	STOCK STOCK BOLSA	PLUG BOUGIE BUJIA		
PONTIAC [continued]																	
VENTURA [continued]																	
1974	V8-5.7	B		5025	T16PR-U						4509	PTF16TT	4715	ITF16TT	5330	ITF16	0.035
1972	V8-5.0	F		5029	T16R-U						4509	PTF16TT	4715	ITF16TT	5330	ITF16	0.035
1971	L6-4.1			5020	T14PR-U												0.035
1971	V8-5.0	CA		5025	T16PR-U						4509	PTF16TT	4715	ITF16TT	5330	ITF16	0.035
1961-1960	V8-6.4			6021	W14PR-U												0.027
VIBE																	
2010-2009	L4-1.8	LAY						3444	SC20HR11								0.044
2010	L4-2.4	LAX		3139	K20R-U11	3128	PK20R11	3297	SK20R11	4504	PK20TT	4702	IK20TT	5304	IK20		0.044
2009	L4-2.4	LAX						3297	SK20R11	4504	PK20TT	4702	IK20TT	5304	IK20		0.044
2008	L4-1.8	1ZZFE						3324	SK16R11	4503	PK16TT	4701	IK16TT	5303	IK16		0.044
2007-2003	L4-1.8	1ZZFE		3120	K16R-U11	3134	PK16R11	3324	SK16R11	4503	PK16TT	4701	IK16TT	5303	IK16		0.044
2006-2003	L4-1.8	2ZZGE		3139	K20R-U11	3128	PK20R11	3297	SK20R11	4504	PK20TT	4702	IK20TT	5304	IK20		0.044
PORSCHE																	
356A																	
1959-1956	H4-1.6			4024	W22FSR										5379	IWF22	0.027
356B																	
1963-1960	H4-1.6			4024	W22FSR										5379	IWF22	0.027
356C																	
1964	H4-1.6			4024	W22FSR										5379	IWF22	0.027
911																	
2014-2013	H6-3.4														5345	IKH22	0.032
2014-2013	H6-3.8														5345	IKH22	0.032
2014	H6-3.8	MA 171	T												5345	IKH22	0.032
2014	H6-3.8	MA 171 S	T												5345	IKH22	0.032
2013-2010	H6-3.8		T												5345	IKH22	0.032
2012	H6-3.4											4704	IKH20TT	5344	IKH20		0.040
2012	H6-3.6					3141	PK20PR-P11	3443	SK20PR-L11			4702	IK20TT	5304	IK20		0.044
2012	H6-3.6	-										4704	IKH20TT	5344	IKH20		0.040
2012	H6-3.8											4704	IKH20TT	5344	IKH20		0.040
2012	H6-3.8											4704	IKH20TT	5345	IKH22		0.040
2011-2009	H6-3.6														5345	IKH22	0.032
2011-2009	H6-3.8														5345	IKH22	0.032
2011	H6-3.6		T			3141	PK20PR-P11	3443	SK20PR-L11			4702	IK20TT	5304	IK20		0.044
2011	H6-4.0			3179	XU22EPR-U										5308	IXU22	0.035
2009-2008	H6-3.6		T	3121	K20PR-U11	3141	PK20PR-P11	3443	SK20PR-L11	4504	PK20TT	4702	IK20TT	5304	IK20		0.044
2008-2006	H6-3.6														5310	IK22	0.032
2008	H6-3.8														5310	IK22	0.032
2007	H6-3.6		Carrera, Carrera 4, Targa 4,												5310	IK22	0.032
2007	H6-3.6		Turbo, T	3121	K20PR-U11	3141	PK20PR-P11	3443	SK20PR-L11	4504	PK20TT	4702	IK20TT	5304	IK20		0.044



YEAR ANNEE AÑO	CYL	ENGINE MOTEUR MOTOR	NOTES/NOTAS	OE Types						Twin-Tip (TT) Technology				High Performance		GAP ECART. BRECHA
				U-GROOVE (Standard)		DOUBLE PLATINUM		IRIDIUM LONG-LIFE		PLATINUM TT		IRIDIUM TT		IRIDIUM POWER / IRIDIUM RACING		
				STOCK STOCK BOLSA	PLUG BOUGIE BUJIA	STOCK STOCK BOLSA	PLUG BOUGIE BUJIA	STOCK STOCK BOLSA	PLUG BOUGIE BUJIA	STOCK STOCK BOLSA	PLUG BOUGIE BUJIA	STOCK STOCK BOLSA	PLUG BOUGIE BUJIA	STOCK STOCK BOLSA	PLUG BOUGIE BUJIA	
PORSCHE [continued]																
911 [continued]																
2007	H6-3.8		Carrera S, Carrera 4S, Targa 4S,											5310	IK22	0.032
2006-2005	H6-3.8													5310	IK22	0.032
2005-2004	H6-3.6		T	3195	K20TR11	3253	PK20TR11									0.044
2005-2004	H6-3.6		GT2, T						4504	PK20TT	4702	IK20TT	5304	IK20		0.040
2005-2004	H6-3.6		GT3,	3179	XU22EPR-U								5308	IXU22		0.035
2005-2004	H6-3.6		Turbo, T						4504	PK20TT	4702	IK20TT	5304	IK20		0.040
2005	H6-3.6		Turbo S, Carrera, Carrera 4S,										5310	IK22		0.032
2005	H6-3.6		Turbo S, Carrera, Carrera 4S, T										5310	IK22		0.032
2004	H6-3.6			5061	K20PBR-S10				4504	PK20TT	4702	IK20TT	5304	IK20		0.040
2004	H6-3.6		Carrera, Carrera 4S,						4504	PK20TT	4702	IK20TT	5304	IK20		0.040
2003-2002	H6-3.6			3195	K20TR11	3253	PK20TR11			4504	PK20TT					0.044
2003-2002	H6-3.6			5061	K20PBR-S10						4702	IK20TT	5304	IK20		0.040
2003-2002	H6-3.6		T	3195	K20TR11	3253	PK20TR11			4504	PK20TT	4702	IK20TT	5304	IK20	0.044
2003	H6-3.6			5061	K20PBR-S10						4702	IK20TT	5310	IK22		0.040
2001-2000	H6-3.4			3195	K20TR11	3253	PK20TR11			4504	PK20TT	4702	IK20TT	5304	IK20	0.044
2001	H6-3.6		T	5063	K20TXR					4504	PK20TT	4702	IK20TT	5304	IK20	0.040
1999	H6-3.4			5061	K20PBR-S10					4504	PK20TT	4702	IK20TT	5304	IK20	0.040
1998-1995	H6-3.6	A		5063	K20TXR					4504	PK20TT	4702	IK20TT	5304	IK20	0.040
1997-1996	H6-3.6	C	T	5063	K20TXR					4504	PK20TT	4702	IK20TT	5304	IK20	0.040
1994	H6-3.6	B		3007	Q20PR-U					4508	PQ20TT	4707	IQ20TT	5302	IQ20	0.032
1994	H6-3.6	C	T	3007	Q20PR-U					4508	PQ20TT	4707	IQ20TT	5302	IQ20	0.032
1993-1991	H6-3.6			3010	Q22PR-U								5313	IQ22		0.032
1993-1989	H6-3.6	B		3010	Q22PR-U								5313	IQ22		0.032
1993	H6-3.6	C	T	5063	K20TXR				4504	PK20TT	4702	IK20TT	5304	IK20		0.040
1992-1991	H6-3.3	A	T	3088	W22EPR-U	3302	P22PR8	3354	S22PR-A7				5307	IW22		0.032
1989-1986	H6-3.3	B	T	4033	W24ESR-U								5316	IW24		0.032
1989-1984	H6-3.2	B		3066	W20EXR-U	3229	P20R8			4502	PW20TT	4709	IW20TT	5306	IW20	0.032
1987	H6-3.3	A	T	4033	W24ESR-U								5316	IW24		0.032
1985-1984	H6-3.2	A		3066	W20EXR-U	3229	P20R8			4502	PW20TT	4709	IW20TT	5306	IW20	0.032
1985-1984	H6-3.2	A	T	3066	W20EXR-U	3229	P20R8			4502	PW20TT	4709	IW20TT	5306	IW20	0.032
1985-1983	H6-3.3	930.66	T	4033	W24ESR-U								5316	IW24		0.032
1983-1981	H6-3.0	A		3088	W22EPR-U	3302	P22PR8	3354	S22PR-A7				5307	IW22		0.032
1982	H6-3.3	930.6	T	4033	W24ESR-U								5316	IW24		0.032
1981	H6-3.3	930.66	T	4033	W24ESR-U								5316	IW24		0.032
1980	H6-3.0			3088	W22EPR-U	3302	P22PR8	3354	S22PR-A7				5307	IW22		0.032
1979-1978	H6-3.0	2		3066	W20EXR-U	3229	P20R8			4502	PW20TT	4709	IW20TT	5306	IW20	0.032
1977-1976	H6-3.0	8	T	4033	W24ESR-U								5316	IW24		0.032
1977-1975	H6-2.7	2		3088	W22EPR-U	3302	P22PR8	3354	S22PR-A7				5307	IW22		0.032
1975-1974	H6-2.7	4		4033	W24ESR-U								5316	IW24		0.032
1974	H6-2.7	1		3088	W22EPR-U	3302	P22PR8	3354	S22PR-A7				5307	IW22		0.032



YEAR ANEE AÑO	CYL	ENGINE MOTEUR MOTOR	NOTES/NOTAS	OE Types						Twin-Tip (TT) Technology				High Performance		GAP ECART. BRECHA
				U-GROOVE (Standard)		DOUBLE PLATINUM		IRIDIUM LONG-LIFE		PLATINUM TT		IRIDIUM TT		IRIDIUM POWER / IRIDIUM RACING		
				STOCK STOCK BOLSA	PLUG BOUCIE BUJIA	STOCK STOCK BOLSA	PLUG BOUCIE BUJIA	STOCK STOCK BOLSA	PLUG BOUCIE BUJIA	STOCK STOCK BOLSA	PLUG BOUCIE BUJIA	STOCK STOCK BOLSA	PLUG BOUCIE BUJIA	STOCK STOCK BOLSA	PLUG BOUCIE BUJIA	
PORSCHE [continued]																
911 [continued]																
1974	H6-2.7	3		3088	W22EPR-U	3302	P22PR8	3354	S22PR-A7					5307	IW22	0.032
1971	H6-2.2	2		4033	W24ESR-U									5316	IW24	0.032
1971	H6-2.2	3		4033	W24ESR-U									5316	IW24	0.032
1971	H6-2.2	1		3088	W22EPR-U	3302	P22PR8	3354	S22PR-A7					5307	IW22	0.032
1970	H6-2.2			4033	W24ESR-U	3302	P22PR8							5307	IW22	0.032
1970	H6-2.2			4033	W24ESR-U	3302	P22PR8							5316	IW24	0.032
1970	H6-2.2			3088	W22EPR-U			3354	S22PR-A7							0.032
1969	H6-2.0			4033	W24ESR-U									5316	IW24	0.032
1968	H6-2.0			3088	W22EPR-U	3302	P22PR8	3354	S22PR-A7					5307	IW22	0.032
1967-1965	H6-2.0			4033	W24ESR-U									5316	IW24	0.032
912																
1976	H4-2.0	0		3066	W20EXR-U	3229	P20R8			4502	PW20TT	4709	IW20TT	5306	IW20	0.032
1969-1968	H4-1.6	0		4024	W22FSR									5379	IWF22	0.027
1967-1965	H4-1.6			4024	W22FSR									5379	IWF22	0.027
914																
1976-1974	H4-2.0	2		3066	W20EXR-U	3229	P20R8			4502	PW20TT	4709	IW20TT	5306	IW20	0.032
1975-1974	H4-1.8	2		3066	W20EXR-U	3229	P20R8			4502	PW20TT	4709	IW20TT	5306	IW20	0.032
1973-1970	H4-1.7	2		3057	W20ESR-U							4709	IW20TT	5306	IW20	0.032
1971-1970	H6-2.0	4		3088	W22EPR-U	3302	P22PR8	3354	S22PR-A7					5307	IW22	0.032
924																
1988-1987	L4-2.5	A		3047	W20EPR-U	3306	P20PR8			4502	PW20TT	4709	IW20TT	5306	IW20	0.032
1982-1981	L4-2.0	A		3047	W20EPR-U	3306	P20PR8			4502	PW20TT	4709	IW20TT	5306	IW20	0.032
1982-1981	L4-2.0	A	T	3047	W20EPR-U	3306	P20PR8			4502	PW20TT	4709	IW20TT	5306	IW20	0.032
1980	L4-2.0			3047	W20EPR-U	3306	P20PR8			4502	PW20TT	4709	IW20TT	5306	IW20	0.032
1980	L4-2.0		T	3047	W20EPR-U	3306	P20PR8			4502	PW20TT	4709	IW20TT	5306	IW20	0.032
1979-1977	L4-2.0	2		3066	W20EXR-U	3229	P20R8			4502	PW20TT	4709	IW20TT	5306	IW20	0.032
928																
1995-1993	V8-5.4	A		3066	W20EXR-U	3229	P20R8			4502	PW20TT	4709	IW20TT	5306	IW20	0.032
1991-1985	V8-5.0	B		3047	W20EPR-U	3306	P20PR8			4502	PW20TT	4709	IW20TT	5306	IW20	0.032
1991	V8-5.0	A		3047	W20EPR-U	3306	P20PR8			4502	PW20TT	4709	IW20TT	5306	IW20	0.032
1984-1983	V8-4.7	B		3066	W20EXR-U	3229	P20R8			4502	PW20TT	4709	IW20TT	5306	IW20	0.032
1982-1981	V8-4.5	A		3066	W20EXR-U	3229	P20R8			4502	PW20TT	4709	IW20TT	5306	IW20	0.032
1980	V8-4.5			3066	W20EXR-U	3229	P20R8			4502	PW20TT	4709	IW20TT	5306	IW20	0.032
1979-1978	V8-4.5	2		3066	W20EXR-U	3229	P20R8			4502	PW20TT	4709	IW20TT	5306	IW20	0.032
930																
1979-1978	H6-3.3	8	T	4033	W24ESR-U									5316	IW24	0.032
944																
1991-1989	L4-3.0	B		3088	W22EPR-U	3302	P22PR8	3354	S22PR-A7					5307	IW22	0.032
1990	L4-3.0	M44	T	3088	W22EPR-U	3302	P22PR8	3354	S22PR-A7					5307	IW22	0.032
1989-1987	L4-2.5	A	T	3047	W20EPR-U	3306	P20PR8			4502	PW20TT	4709	IW20TT	5306	IW20	0.032



YEAR ANNEE AÑO	CYL	ENGINE MOTEUR MOTOR	NOTES/NOTAS	OE Types						Twin-Tip (TT) Technology				High Performance		GAP ECART. BRECHA	
				U-GROOVE (Standard)		DOUBLE PLATINUM		IRIDIUM LONG-LIFE		PLATINUM TT		IRIDIUM TT		IRIDIUM POWER / IRIDIUM RACING			
				STOCK STOCK BOLSA	PLUG BOUGIE BUJIA	STOCK STOCK BOLSA	PLUG BOUGIE BUJIA	STOCK STOCK BOLSA	PLUG BOUGIE BUJIA	STOCK STOCK BOLSA	PLUG BOUGIE BUJIA	STOCK STOCK BOLSA	PLUG BOUGIE BUJIA	STOCK STOCK BOLSA	PLUG BOUGIE BUJIA		
PORSCHE [continued]																	
944 [continued]																	
1989	L4-2.7	A		3047	W20EPR-U	3306	P20PR8				4502	PW20TT	4709	IW20TT	5306	IW20	0.032
1988-1987	L4-2.5	A		3047	W20EPR-U	3306	P20PR8				4502	PW20TT	4709	IW20TT	5306	IW20	0.032
1988-1987	L4-2.5	B		3047	W20EPR-U	3306	P20PR8				4502	PW20TT	4709	IW20TT	5306	IW20	0.032
1988-1987	L4-2.5	M44	T	3047	W20EPR-U	3306	P20PR8				4502	PW20TT	4709	IW20TT	5306	IW20	0.032
1986-1983	L4-2.5	A		3031	W16EXR-U	3004	P16R				4501	PW16TT	4708	IW16TT	5305	IW16	0.032
1986	L4-2.5	A	T	3031	W16EXR-U	3004	P16R				4501	PW16TT	4708	IW16TT	5305	IW16	0.032
968																	
1995-1992	L4-3.0	A		3088	W22EPR-U	3302	P22PR8	3354	S22PR-A7						5307	IW22	0.032
BOXSTER																	
2014-2013	H6-2.7	MA1.22													5345	IKH22	0.032
2014-2009	H6-3.4														5345	IKH22	0.032
2012-2009	H6-2.9														5345	IKH22	0.032
2008-2007	H6-3.4														5310	IK22	0.032
2008-2006	H6-2.7														5310	IK22	0.032
2006	H6-3.2														5310	IK22	0.032
2005-2003	H6-2.7			5061	K20PBR-S10						4504	PK20TT	4702	IK20TT	5304	IK20	0.040
2005-2003	H6-3.2			5061	K20PBR-S10						4504	PK20TT	4702	IK20TT	5304	IK20	0.040
2002-2001	H6-3.2										4504	PK20TT	4702	IK20TT	5304	IK20	0.040
2002-2000	H6-2.7			5061	K20PBR-S10						4504	PK20TT	4702	IK20TT	5304	IK20	0.040
2000	H6-3.2			5061	K20PBR-S10						4504	PK20TT	4702	IK20TT	5304	IK20	0.040
1999	H6-2.5			3305	K20TNR-S9						4504	PK20TT	4702	IK20TT	5304	IK20	0.035
1998-1997	H6-2.5	A		5063	K20TXR						4504	PK20TT	4702	IK20TT	5304	IK20	0.040
CARRERA																	
1964-1960	H4-2.0			4033	W24ESR-U										5316	IW24	0.032
1959-1958	H4-1.6			4024	W22FSR										5379	IWF22	0.027
CARRERA GT																	
2005-2004	V10-5.7	M80.01		5063	K20TXR						4504	PK20TT	4702	IK20TT	5304	IK20	0.040
CAYENNE																	
2014-2013	V6-3.0	MCG.FA	S												5311	IK24	0.032
2014-2011	V8-4.8	M48.02													5345	IKH22	0.032
2014-2011	V8-4.8	M48.52	T												5345	IKH22	0.032
2012-2011	V6-3.6	M55.02													5353	IXUH22	0.035
2010-2008	V6-3.6	M55.01						3461	SXU22HCR11S						5356	IXUH22I	0.044
2010-2008	V8-4.8	M48.01													5345	IKH22	0.032
2010-2008	V8-4.8	M48.51	T												5345	IKH22	0.032
2006-2004	V6-3.2	A													5308	IXU22	0.035
2006	V8-4.5	C	T												5308	IXU22	0.035
2006	V8-4.5	B		5061	K20PBR-S10						4504	PK20TT	4702	IK20TT	5304	IK20	0.040
2005	V8-4.5														5308	IXU22	0.035
2005	V8-4.5	C	T	5061	K20PBR-S10						4504	PK20TT	4702	IK20TT	5304	IK20	0.040



YEAR ANNEE AÑO	CYL	ENGINE MOTEUR MOTOR	NOTES/NOTAS	OE Types						Twin-Tip (TT) Technology				High Performance		GAP ECART. BRECHA	
				U-GROOVE (Standard)		DOUBLE PLATINUM		IRIDIUM LONG-LIFE		PLATINUM TT		IRIDIUM TT		IRIDIUM POWER / IRIDIUM RACING			
				STOCK STOCK BOLSA	PLUG BOUGIE BUJIA	STOCK STOCK BOLSA	PLUG BOUGIE BUJIA	STOCK STOCK BOLSA	PLUG BOUGIE BUJIA	STOCK STOCK BOLSA	PLUG BOUGIE BUJIA	STOCK STOCK BOLSA	PLUG BOUGIE BUJIA	STOCK STOCK BOLSA	PLUG BOUGIE BUJIA		
PORSCHE [continued]																	
CAYENNE [continued]																	
2004-2003	V8-4.5		T												5308	IXU22	0.035
2004	V8-4.5			5061	K20PBR-S10						4504	PK20TT	4702	IK20TT	5304	IK20	0.040
2003	V8-4.5														5308	IXU22	0.035
CAYMAN																	
2014	H6-2.7	MA1.22													5345	IKH22	0.032
2014	H6-3.4														5345	IKH22	0.032
2012-2009	H6-2.9														5345	IKH22	0.032
2012-2009	H6-3.4														5345	IKH22	0.032
2008-2007	H6-2.7														5310	IK22	0.032
2008-2006	H6-3.4														5310	IK22	0.032
PANAMERA																	
2014-2013	V8-4.8														5345	IKH22	0.032
2014-2013	V8-4.8		T												5345	IKH22	0.032
2014-2011	V6-3.6	M46.20													5345	IKH22	0.032
2014-2011	V6-3.6	M46.40													5345	IKH22	0.032
2013	V6-3.0	MCG.FA	S												5311	IK24	0.032
2012-2010	V8-4.8	M48.20													5345	IKH22	0.032
2012-2010	V8-4.8	M48.40													5345	IKH22	0.032
2012-2010	V8-4.8	M48.70	T												5345	IKH22	0.032
RAM																	
1500																	
2014-2013	V6-3.6	ERB						3461	SXU22HCR11S						5356	IXUH22I	0.044
2014-2013	V8-5.7	EZH						3417	SK16HR11	4505	PKH16TT	4703	IKH16TT	5343	IKH16	0.044	
2013	V8-4.7	P		3381	K20HR-U11			3433	SK20HPR-L11	4506	PKH20TT	4704	IKH20TT	5344	IKH20	0.044	
2012-2011	V6-3.7	K		3169	KJ20CR-L11	3247	PKJ20CR-L11			4504	PK20TT	4702	IK20TT	5358	IK20L	0.044	
2012-2011	V8-4.7	P						3433	SK20HPR-L11			4704	IKH20TT	5344	IKH20	0.044	
2012-2011	V8-5.7	EZH										4703	IKH16TT	5343	IKH16	0.040	
2012	V8-5.7	EZC										4703	IKH16TT	5343	IKH16	0.040	
2500																	
2014-2013	V8-5.7	EZC						3417	SK16HR11	4505	PKH16TT	4703	IKH16TT	5343	IKH16	0.044	
2014-2013	V8-5.7	EZF						3417	SK16HR11	4505	PKH16TT	4703	IKH16TT	5343	IKH16	0.044	
2014	V8-6.4	ESA						3417	SK16HR11	4505	PKH16TT	4703	IKH16TT	5343	IKH16	0.044	
2012-2011	V8-5.7	EZC										4703	IKH16TT	5343	IKH16	0.040	
3500																	
2014-2013	V8-5.7	EZC						3417	SK16HR11	4505	PKH16TT	4703	IKH16TT	5343	IKH16	0.044	
2014	V8-6.4	ESA						3417	SK16HR11	4505	PKH16TT	4703	IKH16TT	5343	IKH16	0.044	
2014	V8-6.4	ESB						3417	SK16HR11	4505	PKH16TT	4703	IKH16TT	5343	IKH16	0.044	
2012-2011	V8-5.7	EZC										4703	IKH16TT	5343	IKH16	0.040	



YEAR ANNEE AÑO	CYL	ENGINE MOTEUR MOTOR	NOTES/NOTAS	OE Types						Twin-Tip (TT) Technology				High Performance		GAP ECART. BRECHA	
				U-GROOVE (Standard)		DOUBLE PLATINUM		IRIDIUM LONG-LIFE		PLATINUM TT		IRIDIUM TT		IRIDIUM POWER / IRIDIUM RACING			
				STOCK STOCK BOLSA	PLUG BOUGIE BUJIA	STOCK STOCK BOLSA	PLUG BOUGIE BUJIA	STOCK STOCK BOLSA	PLUG BOUGIE BUJIA	STOCK STOCK BOLSA	PLUG BOUGIE BUJIA	STOCK STOCK BOLSA	PLUG BOUGIE BUJIA	STOCK STOCK BOLSA	PLUG BOUGIE BUJIA		
RAM [continued]																	
4500																	
2014	V8-6.4	ESB							3417	SK16HR11	4505	PKH16TT	4703	IKH16TT	5343	IKH16	0.044
5500																	
2014	V8-6.4	ESB							3417	SK16HR11	4505	PKH16TT	4703	IKH16TT	5343	IKH16	0.044
C/V																	
2014-2013	V6-3.6	ERB							3461	SXU22HCR11S					5356	IXUH22I	0.044
2012	V6-3.6	ERB							3461	SXU22HCR11S					5353	IXUH22	0.044
DAKOTA																	
2011	V6-3.7	K		3169	KJ20CR-L11	3247	PKJ20CR-L11				4504	PK20TT	4702	IK20TT	5358	IK20L	0.044
2011	V8-4.7	P							3433	SK20HPR-L11			4704	IKH20TT	5344	IKH20	0.044
PROMASTER 1500																	
2014	V6-3.6	G							3461	SXU22HCR11S					5356	IXUH22I	0.044
PROMASTER 2500																	
2014	V6-3.6	G							3461	SXU22HCR11S					5356	IXUH22I	0.044
PROMASTER 3500																	
2014	V6-3.6	G							3461	SXU22HCR11S					5356	IXUH22I	0.044
RENAULT																	
ALLIANCE																	
1987-1985	L4-1.4	D		3057	W20ESR-U							4709	IW20TT	5306	IW20	0.032	
1987-1985	L4-1.7	A		3066	W20EXR-U	3229	P20R8			4502	PW20TT	4709	IW20TT	5306	IW20	0.032	
1987	L4-2.0	F3R		3066	W20EXR-U	3229	P20R8			4502	PW20TT	4709	IW20TT	5306	IW20	0.032	
1986-1985	L4-1.4	E		3057	W20ESR-U							4709	IW20TT	5306	IW20	0.032	
1984-1983	L4-1.4	D		3031	W16EXR-U	3004	P16R			4501	PW16TT	4708	IW16TT	5305	IW16	0.032	
1984-1983	L4-1.4	E		3031	W16EXR-U	3004	P16R			4501	PW16TT	4708	IW16TT	5305	IW16	0.032	
ENCORE																	
1986-1985	L4-1.4	D		3057	W20ESR-U							4709	IW20TT	5306	IW20	0.032	
1986-1985	L4-1.7	A		3066	W20EXR-U	3229	P20R8			4502	PW20TT	4709	IW20TT	5306	IW20	0.032	
1985	L4-1.4	E		3057	W20ESR-U							4709	IW20TT	5306	IW20	0.032	
1984	L4-1.4	D		3031	W16EXR-U	3004	P16R			4501	PW16TT	4708	IW16TT	5305	IW16	0.032	
1984	L4-1.4	E		3031	W16EXR-U	3004	P16R			4501	PW16TT	4708	IW16TT	5305	IW16	0.032	
FUEGO																	
1985-1984	L4-2.2	F		5032	T20EPR-U					4512	PT20TT	4714	IT20TT	5326	IT20	0.032	
1984-1982	L4-1.6	C	T	3066	W20EXR-U	3229	P20R8			4502	PW20TT	4709	IW20TT	5306	IW20	0.032	
1983-1982	L4-1.6	B		3066	W20EXR-U	3229	P20R8			4502	PW20TT	4709	IW20TT	5306	IW20	0.032	
LECIAR																	
1985-1984	L4-2.2	A		3066	W20EXR-U	3229	P20R8			4502	PW20TT	4709	IW20TT	5306	IW20	0.032	
1984-1980	L4-1.4	A		3031	W16EXR-U	3004	P16R			4501	PW16TT	4708	IW16TT	5305	IW16	0.032	
1979-1977	L4-1.3			3070	W20FPR-U									5378	IWF20	0.027	



YEAR ANNEE AÑO	CYL	ENGINE MOTEUR MOTOR	NOTES/NOTAS	OE Types						Twin-Tip (TT) Technology				High Performance		GAP ECART. BRECHA	
				U-GROOVE (Standard)		DOUBLE PLATINUM		IRIDIUM LONG-LIFE		PLATINUM TT		IRIDIUM TT		IRIDIUM POWER / IRIDIUM RACING			
				STOCK STOCK BOLSA	PLUG BOUGIE BUJIA	STOCK STOCK BOLSA	PLUG BOUGIE BUJIA	STOCK STOCK BOLSA	PLUG BOUGIE BUJIA	STOCK STOCK BOLSA	PLUG BOUGIE BUJIA	STOCK STOCK BOLSA	PLUG BOUGIE BUJIA	STOCK STOCK BOLSA	PLUG BOUGIE BUJIA		
RENAULT [continued]																	
R5																	
1986	L4-2.2	A		3066	W20EXR-U	3229	P20R8				4502	PW20TT	4709	IW20TT	5306	IW20	0.032
1976	L4-1.3			3070	W20FPR-U										5378	IWF20	0.027
R10																	
1971-1968	L4-1.3			3070	W20FPR-U										5378	IWF20	0.027
R12																	
1977-1975	L4-1.6			3066	W20EXR-U	3229	P20R8				4502	PW20TT	4709	IW20TT	5306	IW20	0.032
1974-1971	L4-1.6			3057	W20ESR-U								4709	IW20TT	5306	IW20	0.032
R15																	
1976-1975	L4-1.6			3066	W20EXR-U	3229	P20R8				4502	PW20TT	4709	IW20TT	5306	IW20	0.032
1974-1972	L4-1.6			3057	W20ESR-U								4709	IW20TT	5306	IW20	0.032
R16																	
1972	L4-1.6			3066	W20EXR-U	3229	P20R8				4502	PW20TT	4709	IW20TT	5306	IW20	0.032
1971-1969	L4-1.6			3057	W20ESR-U								4709	IW20TT	5306	IW20	0.032
R17																	
1979-1978	L4-1.6		Gordini, GTL,	3088	W22EPR-U	3302	P22PR8	3354	S22PR-A7						5307	IW22	0.032
1977	L4-1.6			4033	W24ESR-U										5316	IW24	0.032
1977	L4-1.6			3066	W20EXR-U	3229	P20R8				4502	PW20TT	4709	IW20TT	5306	IW20	0.032
1976	L4-1.6			4033	W24ESR-U										5316	IW24	0.032
1975-1974	L4-1.6			3057	W20ESR-U								4709	IW20TT	5306	IW20	0.032
1972	L4-1.6			3057	W20ESR-U								4709	IW20TT	5306	IW20	0.032
R18																	
1981	L4-1.6	B		3066	W20EXR-U	3229	P20R8				4502	PW20TT	4709	IW20TT	5306	IW20	0.032
R18I																	
1986-1984	L4-2.2	F		5032	T20EPR-U						4512	PT20TT	4714	IT20TT	5326	IT20	0.032
1983-1981	L4-1.6	B		3066	W20EXR-U	3229	P20R8				4502	PW20TT	4709	IW20TT	5306	IW20	0.032
ROLLS ROYCE																	
CAMARGUE																	
1987-1984	V8-6.7			3031	W16EXR-U	3004	P16R				4501	PW16TT	4708	IW16TT	5305	IW16	0.032
CORNICHE																	
2000	V8-6.7		T	3119	K16R-U	3301	PK16R8	3435	SK16PR-F8		4503	PK16TT	4701	IK16TT	5303	IK16	0.032
1985-1984	V8-6.7			3031	W16EXR-U	3004	P16R				4501	PW16TT	4708	IW16TT	5305	IW16	0.032
CORNICHE II																	
1992-1986	V8-6.7			3031	W16EXR-U	3004	P16R				4501	PW16TT	4708	IW16TT	5305	IW16	0.032
CORNICHE IV																	
1995-1994	V8-6.7			3119	K16R-U	3301	PK16R8	3435	SK16PR-F8		4503	PK16TT	4701	IK16TT	5303	IK16	0.032
1993	V8-6.7			3031	W16EXR-U	3004	P16R				4501	PW16TT	4708	IW16TT	5305	IW16	0.032



YEAR ANNEE AÑO	CYL	ENGINE MOTEUR MOTOR	NOTES/NOTAS	OE Types						Twin-Tip (TT) Technology				High Performance		GAP ECART. BRECHA
				U-GROOVE (Standard)		DOUBLE PLATINUM		IRIDIUM LONG-LIFE		PLATINUM TT		IRIDIUM TT		IRIDIUM POWER / IRIDIUM RACING		
				STOCK STOCK BOLSA	PLUG BOUGIE BUJIA	STOCK STOCK BOLSA	PLUG BOUGIE BUJIA	STOCK STOCK BOLSA	PLUG BOUGIE BUJIA	STOCK STOCK BOLSA	PLUG BOUGIE BUJIA	STOCK STOCK BOLSA	PLUG BOUGIE BUJIA	STOCK STOCK BOLSA	PLUG BOUGIE BUJIA	
ROLLS ROYCE [continued]																
CORNICHE S																
1995	V8-6.7		T	3119	K16R-U	3301	PK16R8	3435	SK16PR-F8	4503	PK16TT	4701	IK16TT	5303	IK16	0.032
FLYING SPUR																
1995	V8-6.7		T	3119	K16R-U	3301	PK16R8	3435	SK16PR-F8	4503	PK16TT	4701	IK16TT	5303	IK16	0.032
SILVER DAWN																
1997-1996	V8-6.7			3031	W16EXR-U	3004	P16R			4501	PW16TT	4708	IW16TT	5305	IW16	0.044
1995	V8-6.7			3119	K16R-U	3301	PK16R8	3435	SK16PR-F8	4503	PK16TT	4701	IK16TT	5303	IK16	0.032
SILVER SPIRIT																
1995-1994	V8-6.7			3119	K16R-U	3301	PK16R8	3435	SK16PR-F8	4503	PK16TT	4701	IK16TT	5303	IK16	0.032
1993-1984	V8-6.7			3031	W16EXR-U	3004	P16R			4501	PW16TT	4708	IW16TT	5305	IW16	0.032
SILVER SPUR																
1998	V8-6.7		T	3119	K16R-U	3301	PK16R8	3435	SK16PR-F8	4503	PK16TT	4701	IK16TT	5303	IK16	0.032
1996	V8-6.7			3031	W16EXR-U	3004	P16R			4501	PW16TT	4708	IW16TT	5305	IW16	0.044
1995-1994	V8-6.7			3119	K16R-U	3301	PK16R8	3435	SK16PR-F8	4503	PK16TT	4701	IK16TT	5303	IK16	0.032
1993-1984	V8-6.7			3031	W16EXR-U	3004	P16R			4501	PW16TT	4708	IW16TT	5305	IW16	0.032
TOURING LIMOUSINE																
1994	V8-6.7			3119	K16R-U	3301	PK16R8	3435	SK16PR-F8	4503	PK16TT	4701	IK16TT	5303	IK16	0.032
SAAB																
9-2X																
2006-2005	H4-2.5	EJ253		3130	K16PR-U11	3293	K16PR-P11	3395	SK16PR-L11	4503	PK16TT	4701	IK16TT	5303	IK16	0.044
2006	H4-2.5	EJ255	T							4506	PKH20TT	4704	IKH20TT	5344	IKH20	0.040
2005	H4-2.0	EJ205	T	3145	K20PR-U	3245	PK20PR-P8	3403	SK20PR-A8	4504	PK20TT	4702	IK20TT	5304	IK20	0.032
9-3																
2011-2010	L4-2.0	B207R	T			3142	PK20PR-L11	3443	SK20PR-L11	4504	PK20TT	4702	IK20TT	5304	IK20	0.044
2009-2003	L4-2.0	B207R	T	3121	K20PR-U11	3168	PK20PR11	3443	SK20PR-L11	4504	PK20TT	4702	IK20TT	5304	IK20	0.044
2009	V6-2.8	R	T									4704	IKH20TT	5344	IKH20	0.040
2009	V6-2.8	B284R	T	3381	K20HR-U11			3421	SK20HR11	4506	PKH20TT	4704	IKH20TT	5344	IKH20	0.044
2008	V6-2.8	B284	T					3421	SK20HR11	4506	PKH20TT	4704	IKH20TT	5344	IKH20	0.044
2008	V6-2.8	B284R	T	3381	K20HR-U11			3421	SK20HR11	4506	PKH20TT	4704	IKH20TT	5344	IKH20	0.044
2007-2006	V6-2.8	B284	T	3381	K20HR-U11			3421	SK20HR11	4506	PKH20TT	4704	IKH20TT	5344	IKH20	0.044
2005-2003	L4-2.0	B207L	T	3121	K20PR-U11	3168	PK20PR11	3443	SK20PR-L11	4504	PK20TT	4702	IK20TT	5304	IK20	0.044
2003	L4-2.0	B205R	T	3121	K20PR-U11	3168	PK20PR11	3443	SK20PR-L11	4504	PK20TT	4702	IK20TT	5304	IK20	0.044
2002-2000	L4-2.0	B205R	T	3010	Q22PR-U									5313	IQ22	0.032
2002	L4-2.3	B235R	T	3257	Q22PR-U11									5313	IQ22	0.044
2001-2000	L4-2.0	B205L	T	3257	Q22PR-U11									5313	IQ22	0.044
2001	L4-2.3	B235R	T	3121	K20PR-U11	3168	PK20PR11	3443	SK20PR-L11	4504	PK20TT	4702	IK20TT	5304	IK20	0.044
2000-1999	L4-2.3	B235R	T	3257	Q22PR-U11									5313	IQ22	0.044
1999	L4-2.0	B204L	T	3010	Q22PR-U									5313	IQ22	0.032
1999	L4-2.0	B204R	T	3010	Q22PR-U									5313	IQ22	0.032



YEAR ANNEE AÑO	CYL	ENGINE MOTEUR MOTOR	NOTES/NOTAS	OE Types						Twin-Tip (TT) Technology				High Performance		GAP ECART. BRECHA
				U-GROOVE (Standard)		DOUBLE PLATINUM		IRIDIUM LONG-LIFE		PLATINUM TT		IRIDIUM TT		IRIDIUM POWER / IRIDIUM RACING		
				STOCK STOCK BOLSA	PLUG BOUGIE BUJIA	STOCK STOCK BOLSA	PLUG BOUGIE BUJIA	STOCK STOCK BOLSA	PLUG BOUGIE BUJIA	STOCK STOCK BOLSA	PLUG BOUGIE BUJIA	STOCK STOCK BOLSA	PLUG BOUGIE BUJIA	STOCK STOCK BOLSA	PLUG BOUGIE BUJIA	
SAAB [continued]																
9-3X																
2011	L4-2.0	B207R	T			3142	PK20PR-L11	3443	SK20PR-L11			4702	IK20TT	5304	IK20	0.044
2010	L4-2.0	B207R	T			3142	PK20PR-L11	3443	SK20PR-L11	4504	PK20TT	4702	IK20TT	5304	IK20	0.044
9-5																
2011-2010	V6-2.8	A28NER	T					3421	SK20HR11			4704	IKH20TT	5344	IKH20	0.044
2011	L4-2.0	A20NFT	T			3168	PK20PR11	3443	SK20PR-L11	4504	PK20TT	4702	IK20TT	5304	IK20	0.044
2009-2001	L4-2.3	B235R	T	3121	K20PR-U11	3168	PK20PR11	3443	SK20PR-L11	4504	PK20TT	4702	IK20TT	5304	IK20	0.044
2005	L4-2.3	B235E	T			3168	PK20PR11									0.044
2005	L4-2.3	B235L	T	3121	K20PR-U11			3443	SK20PR-L11	4504	PK20TT	4702	IK20TT	5304	IK20	0.044
2005	L4-2.3	B235E	Linear, T	3257	Q22PR-U11									5313	IQ22	0.044
2004-2002	L4-2.3	B235E	T	3257	Q22PR-U11									5313	IQ22	0.044
2004	L4-2.3	B235L	T			3265	PK22PR11	3372	SK22PR-M11					5310	IK22	0.044
2003-1999	V6-3.0	B308E	T	3010	Q22PR-U									5313	IQ22	0.032
2001	L4-2.3	B235E	T	3121	K20PR-U11	3168	PK20PR11	3443	SK20PR-L11	4504	PK20TT	4702	IK20TT	5304	IK20	0.044
2000-1999	L4-2.3	B235E	T	3257	Q22PR-U11									5313	IQ22	0.044
2000	L4-2.3	B235R	T	3257	Q22PR-U11									5313	IQ22	0.044
9-7X																
2009-2008	L6-4.2	S				5068	PT16VR13			4513	PTV16TT	4718	ITV16TT	5338	ITV16	0.050
2009-2008	V8-6.0	H						5090	ZTJ16R10	4511	PT16TT	4713	IT16TT	5325	IT16	0.040
2009-2005	V8-5.3	M						5090	ZTJ16R10	4511	PT16TT	4713	IT16TT	5325	IT16	0.040
2007-2006	L6-4.2	S								4513	PTV16TT	4718	ITV16TT	5338	ITV16	0.040
2005	L6-4.2	S				5068	PT16VR13			4513	PTV16TT	4718	ITV16TT	5338	ITV16	0.050
95																
1973-1971	V4-1.7			3066	W20EXR-U	3229	P20R8			4502	PW20TT	4709	IW20TT	5306	IW20	0.032
96																
1973-1971	V4-1.7			3066	W20EXR-U	3229	P20R8			4502	PW20TT	4709	IW20TT	5306	IW20	0.032
99																
1980-1972	L4-2.0			3066	W20EXR-U	3229	P20R8			4502	PW20TT	4709	IW20TT	5306	IW20	0.032
1978	L4-2.0		T	3066	W20EXR-U	3229	P20R8			4502	PW20TT	4709	IW20TT	5306	IW20	0.032
1974	L4-2.0	B		3066	W20EXR-U	3229	P20R8			4502	PW20TT	4709	IW20TT	5306	IW20	0.032
1971-1969	L4-1.7			3066	W20EXR-U	3229	P20R8			4502	PW20TT	4709	IW20TT	5306	IW20	0.032
900																
1998-1997	L4-2.3	B		5016	Q16PR-U11	3005	PQ16R			4507	PQ16TT	4706	IQ16TT	5301	IQ16	0.044
1998-1994	L4-2.0	B204L	T	3010	Q22PR-U									5313	IQ22	0.032
1997-1994	V6-2.5	B258I		5063	K20TXR					4504	PK20TT	4702	IK20TT	5304	IK20	0.040
1996-1994	L4-2.3	B234I		3008	Q20PR-U11					4508	PQ20TT	4707	IQ20TT	5302	IQ20	0.044
1994-1993	L4-2.0	B202R	T	3010	Q22PR-U									5313	IQ22	0.032
1994-1989	L4-2.0	B202L	T	3010	Q22PR-U									5313	IQ22	0.032
1994	L4-2.1	E		5016	Q16PR-U11	3005	PQ16R									0.044
1994	L4-2.1	B212I				3005	PQ16R					4706	IQ16TT	5301	IQ16	0.044



YEAR ANNEE AÑO	CYL	ENGINE MOTEUR MOTOR	NOTES/NOTAS	OE Types						Twin-Tip (TT) Technology				High Performance		GAP ECART. BRECHA	
				U-GROOVE (Standard)		DOUBLE PLATINUM		IRIDIUM LONG-LIFE		PLATINUM TT		IRIDIUM TT		IRIDIUM POWER / IRIDIUM RACING			
				STOCK STOCK BOLSA	PLUG BOUGIE BUJIA	STOCK STOCK BOLSA	PLUG BOUGIE BUJIA	STOCK STOCK BOLSA	PLUG BOUGIE BUJIA	STOCK STOCK BOLSA	PLUG BOUGIE BUJIA	STOCK STOCK BOLSA	PLUG BOUGIE BUJIA	STOCK STOCK BOLSA	PLUG BOUGIE BUJIA		
SAAB [continued]																	
900 [continued]																	
1993-1991	L4-2.1	E				3005	PQ16R									0.044	
1993-1991	L4-2.1	B212I		3137	Q16PR-U	3005	PQ16R				4507	PQ16TT	4706	IQ16TT	5301	IQ16	0.044
1990	L4-2.0	B202I		3137	Q16PR-U	3005	PQ16R				4507	PQ16TT	4706	IQ16TT	5301	IQ16	0.032
1989	L4-2.0	D		3010	Q22PR-U										5313	IQ22	0.032
1989	L4-2.0	B202I				3005	PQ16R										0.044
1988-1987	L4-2.0	J		3121	K20PR-U11	3168	PK20PR11	3443	SK20PR-L11	4504	PK20TT	4702	IK20TT	5304	IK20	0.044	
1988-1985	L4-2.0	B202L	T	3066	W20EXR-U	3229	P20R8			4502	PW20TT	4709	IW20TT	5306	IW20	0.032	
1988	L4-2.0	L	T	3010	Q22PR-U												0.032
1988	L4-2.0	B202I		3125	Q20P-U					4508	PQ20TT	4707	IQ20TT	5302	IQ20	0.032	
1987	L4-2.0	D		3010	Q22PR-U									5313	IQ22	0.032	
1986	L4-2.0	D	"S" Model,	3010	Q22PR-U									5313	IQ22	0.032	
1986	L4-2.0	J	"S" Model,	3010	Q22PR-U									5313	IQ22	0.032	
1986	L4-2.0	J	Except "S" Model,	3121	K20PR-U11	3168	PK20PR11	3443	SK20PR-L11	4504	PK20TT	4702	IK20TT	5304	IK20	0.044	
1985	L4-2.0	J		3010	Q22PR-U									5313	IQ22	0.032	
1984	L4-2.0	J		3066	W20EXR-U	3229	P20R8			4502	PW20TT	4709	IW20TT	5306	IW20	0.032	
1984	L4-2.0	S	T	3066	W20EXR-U	3229	P20R8			4502	PW20TT	4709	IW20TT	5306	IW20	0.032	
1983-1981	L4-2.0	3		3066	W20EXR-U					4502	PW20TT					0.032	
1983-1981	L4-2.0	4	T	3066	W20EXR-U					4502	PW20TT					0.032	
1983-1981	L4-2.0					3229	P20R8					4709	IW20TT	5306	IW20	0.032	
1983-1981	L4-2.0		T			3229	P20R8					4709	IW20TT	5306	IW20	0.032	
1980-1979	L4-2.0			3066	W20EXR-U	3229	P20R8			4502	PW20TT	4709	IW20TT	5306	IW20	0.032	
1980-1979	L4-2.0		T	3066	W20EXR-U	3229	P20R8			4502	PW20TT	4709	IW20TT	5306	IW20	0.032	
9000																	
1998-1993	L4-2.3	B234R	T	3010	Q22PR-U									5313	IQ22	0.032	
1998-1991	L4-2.3	B234L	T	3010	Q22PR-U									5313	IQ22	0.032	
1997-1996	V6-3.0	B308I		5063	K20TXR					4504	PK20TT	4702	IK20TT	5304	IK20	0.040	
1997-1995	L4-2.3	B234E	T	3010	Q22PR-U									5313	IQ22	0.032	
1995	V6-3.0	W		5063	K20TXR											0.040	
1995	V6-3.0	B308I								4504	PK20TT	4702	IK20TT	5304	IK20	0.040	
1994-1990	L4-2.3	B234I		3008	Q20PR-U11					4508	PQ20TT	4707	IQ20TT	5302	IQ20	0.044	
1991	L4-2.3	M	T	3010	Q22PR-U									5313	IQ22	0.032	
1990-1989	L4-2.0	B202I		3137	Q16PR-U	3005	PQ16R			4507	PQ16TT	4706	IQ16TT	5301	IQ16	0.032	
1990	L4-2.0	L	T	3010	Q22PR-U									5313	IQ22	0.032	
1990	L4-2.0	B202L	T	3010	Q22PR-U									5313	IQ22	0.032	
1989	L4-2.0	L	T	3137	Q16PR-U	3005	PQ16R			4507	PQ16TT	4706	IQ16TT	5301	IQ16	0.032	
1988	L4-2.0	B202I		3125	Q20P-U					4508	PQ20TT					0.032	
1988	L4-2.0	L	T	3125	Q20P-U					4508	PQ20TT	4707	IQ20TT	5302	IQ20	0.032	
1987-1986	L4-2.0	L	T	3125	Q20P-U											0.032	
1987-1986	L4-2.0	B202L	T							4508	PQ20TT	4707	IQ20TT	5302	IQ20	0.040	
1987	L4-2.0	B202I		3125	Q20P-U					4508	PQ20TT	4707	IQ20TT	5302	IQ20	0.032	



YEAR ANEE AÑO	CYL	ENGINE MOTEUR MOTOR	NOTES/NOTAS	OE Types						Twin-Tip (TT) Technology				High Performance		GAP ECART. BRECHA		
				U-GROOVE (Standard)		DOUBLE PLATINUM		IRIDIUM LONG-LIFE		PLATINUM TT		IRIDIUM TT		IRIDIUM POWER / IRIDIUM RACING				
				STOCK STOCK BOLSA	PLUG BOUGIE BUJIA	STOCK STOCK BOLSA	PLUG BOUGIE BUJIA	STOCK STOCK BOLSA	PLUG BOUGIE BUJIA	STOCK STOCK BOLSA	PLUG BOUGIE BUJIA	STOCK STOCK BOLSA	PLUG BOUGIE BUJIA	STOCK STOCK BOLSA	PLUG BOUGIE BUJIA			
SAAB [continued]																		
SONETT																		
1974-1970	V4-1.7			3066	W20EXR-U	3229	P20R8					4502	PW20TT	4709	IW20TT	5306	IW20	0.032
SATURN																		
ASTRA																		
2008	L4-1.8	2H0		3132	KJ16CR-L11	3246	PKJ16CR-L11	3396	SKJ16CR-L11	4503	PK16TT	4701	IK16TT	5357	IK16L		0.044	
AURA																		
2009-2008	L4-2.4	B				5068	PT16VR13			4513	PTV16TT	4718	ITV16TT	5338	ITV16		0.050	
2009-2007	L4-2.4	5				5068	PT16VR13			4513	PTV16TT	4718	ITV16TT	5338	ITV16		0.050	
2009-2007	V6-3.6	7				5068	PT16VR13			4513	PTV16TT	4718	ITV16TT	5338	ITV16		0.050	
2008-2007	V6-3.5	N						5090	ZTJ16R10	4511	PT16TT	4713	IT16TT	5325	IT16		0.040	
ION																		
2007-2006	L4-2.4	B										4718	ITV16TT	5338	ITV16		0.040	
2007-2004	L4-2.0	P	S	3144	K20PR-L11	3142	PK20PR-L11	3443	SK20PR-L11	4504	PK20TT	4702	IK20TT	5304	IK20		0.044	
2007-2003	L4-2.2	L61										4718	ITV16TT	5338	ITV16		0.040	
L100																		
2002-2001	L4-2.2	L61				5068	PT16VR13			4513	PTV16TT	4718	ITV16TT	5338	ITV16		0.050	
L200																		
2003	L4-2.2	L61				5068	PT16VR13			4513	PTV16TT	4718	ITV16TT	5338	ITV16		0.050	
2002-2001	L4-2.2	L61				5068	PT16VR13			4513	PTV16TT	4718	ITV16TT	5338	ITV16		0.050	
L300																		
2005	V6-3.0	R		3329	K16TNR-S9							4701	IK16TT	5303	IK16		0.035	
2004	L4-2.2	F										4718	ITV16TT	5338	ITV16		0.040	
2004	V6-3.0	R										4701	IK16TT	5303	IK16		0.040	
2003-2002	V6-3.0	R		3329	K16TNR-S9							4701	IK16TT	5303	IK16		0.035	
2001	V6-3.0	R		5063	K20TXR					4504	PK20TT	4702	IK20TT	5304	IK20		0.040	
LS																		
2000	L4-2.2	L61				5068	PT16VR13			4513	PTV16TT	4718	ITV16TT	5338	ITV16		0.050	
LS1																		
2000	L4-2.2	L61								4513	PTV16TT						0.040	
2000	L4-2.2	F				5068	PT16VR13					4718	ITV16TT	5338	ITV16		0.050	
LS2																		
2000	V6-3.0	R		3329	K16TNR-S9							4701	IK16TT	5303	IK16		0.035	
LW1																		
2000	L4-2.2	F				5068	PT16VR13			4513	PTV16TT	4718	ITV16TT	5338	ITV16		0.050	
LW2																		
2000	V6-3.0	R		3329	K16TNR-S9							4701	IK16TT	5303	IK16		0.035	
LW200																		
2003	L4-2.2	L61				5068	PT16VR13			4513	PTV16TT	4718	ITV16TT	5338	ITV16		0.050	



YEAR ANNEE AÑO	CYL	ENGINE MOTEUR MOTOR	NOTES/NOTAS	OE Types						Twin-Tip (TT) Technology				High Performance		GAP ECART. BRECHA	
				U-GROOVE (Standard)		DOUBLE PLATINUM		IRIDIUM LONG-LIFE		PLATINUM TT		IRIDIUM TT		IRIDIUM POWER / IRIDIUM RACING			
				STOCK STOCK BOLSA	PLUG BOUGIE BUJIA	STOCK STOCK BOLSA	PLUG BOUGIE BUJIA	STOCK STOCK BOLSA	PLUG BOUGIE BUJIA	STOCK STOCK BOLSA	PLUG BOUGIE BUJIA	STOCK STOCK BOLSA	PLUG BOUGIE BUJIA	STOCK STOCK BOLSA	PLUG BOUGIE BUJIA		
SATURN [continued]																	
LW200 [continued]																	
2002	L4-2.2	L61									4513	PTV16TT				0.040	
LW300																	
2003-2002	V6-3.0	R		3329	K16TNR-S9								4701	IK16TT	5303	IK16	0.035
OUTLOOK																	
2010	V6-3.6	LLT											4719	ITV20TT	5339	ITV20	0.040
2009	V6-3.6	LLT				5068	PT16VR13				4513	PTV16TT	4718	ITV16TT	5338	ITV16	0.050
2008-2007	V6-3.6	7											4719	ITV20TT	5339	ITV20	0.040
RELAY																	
2007-2006	V6-3.9	1											4713	IT16TT	5325	IT16	0.040
2007	V6-3.9	W											4713	IT16TT	5325	IT16	0.040
2006-2005	V6-3.5	L											4713	IT16TT	5325	IT16	0.040
SC																	
1992-1991	L4-1.9	7		3130	K16PR-U11	3174	PK16PR-P11	3395	SK16PR-L11	4503	PK16TT	4701	IK16TT	5303	IK16	0.044	
SC1																	
2002-1999	L4-1.9	8		5016	Q16PR-U11	3005	PQ16R			4507	PQ16TT	4706	IQ16TT	5301	IQ16	0.044	
1998-1995	L4-1.9	8		3130	K16PR-U11	3174	PK16PR-P11	3395	SK16PR-L11	4503	PK16TT	4701	IK16TT	5303	IK16	0.044	
1994-1993	L4-1.9	9		3130	K16PR-U11	3174	PK16PR-P11	3395	SK16PR-L11	4503	PK16TT	4701	IK16TT	5303	IK16	0.044	
SC2																	
2002-1999	L4-1.9	7		5016	Q16PR-U11	3005	PQ16R			4507	PQ16TT	4706	IQ16TT	5301	IQ16	0.044	
1998-1993	L4-1.9	7		3130	K16PR-U11	3174	PK16PR-P11	3395	SK16PR-L11	4503	PK16TT	4701	IK16TT	5303	IK16	0.044	
SKY																	
2010	L4-2.0	X	T										4718	ITV16TT	5338	ITV16	0.040
2010	L4-2.4	B											4717	ITL16TT	5349	ITL16	0.040
2009-2007	L4-2.0	X	T			5068	PT16VR13			4513	PTV16TT	4718	ITV16TT	5338	ITV16	0.050	
2009-2007	L4-2.4	B				5068	PT16VR13			4513	PTV16TT	4718	ITV16TT	5338	ITV16	0.050	
SL																	
2002-1999	L4-1.9	8		5016	Q16PR-U11	3005	PQ16R			4507	PQ16TT	4706	IQ16TT	5301	IQ16	0.044	
1998-1995	L4-1.9	8		3130	K16PR-U11	3174	PK16PR-P11	3395	SK16PR-L11	4503	PK16TT	4701	IK16TT	5303	IK16	0.044	
1994-1991	L4-1.9	9		3130	K16PR-U11	3174	PK16PR-P11	3395	SK16PR-L11	4503	PK16TT	4701	IK16TT	5303	IK16	0.044	
SL1																	
2002-1999	L4-1.9	8		5016	Q16PR-U11	3005	PQ16R			4507	PQ16TT	4706	IQ16TT	5301	IQ16	0.044	
1998-1995	L4-1.9	8		3130	K16PR-U11	3174	PK16PR-P11	3395	SK16PR-L11	4503	PK16TT	4701	IK16TT	5303	IK16	0.044	
1994-1991	L4-1.9	9		3130	K16PR-U11	3174	PK16PR-P11	3395	SK16PR-L11	4503	PK16TT	4701	IK16TT	5303	IK16	0.044	
SL2																	
2002-1999	L4-1.9	7		5016	Q16PR-U11	3005	PQ16R			4507	PQ16TT	4706	IQ16TT	5301	IQ16	0.044	
1998-1991	L4-1.9	7		3130	K16PR-U11	3174	PK16PR-P11	3395	SK16PR-L11	4503	PK16TT	4701	IK16TT	5303	IK16	0.044	
SW1																	
1999	L4-1.9	8		5016	Q16PR-U11	3005	PQ16R			4507	PQ16TT	4706	IQ16TT	5301	IQ16	0.044	
1998-1995	L4-1.9	8		3130	K16PR-U11	3174	PK16PR-P11	3395	SK16PR-L11	4503	PK16TT	4701	IK16TT	5303	IK16	0.044	
1994-1993	L4-1.9	9		3130	K16PR-U11	3174	PK16PR-P11	3395	SK16PR-L11	4503	PK16TT	4701	IK16TT	5303	IK16	0.044	



YEAR ANNEE AÑO	CYL	ENGINE MOTEUR MOTOR	NOTES/NOTAS	OE Types						Twin-Tip (TT) Technology				High Performance		GAP ECART. BRECHA
				U-GROOVE (Standard)		DOUBLE PLATINUM		IRIDIUM LONG-LIFE		PLATINUM TT		IRIDIUM TT		IRIDIUM POWER / IRIDIUM RACING		
				STOCK STOCK BOLSA	PLUG BOUGIE BUJIA	STOCK STOCK BOLSA	PLUG BOUGIE BUJIA	STOCK STOCK BOLSA	PLUG BOUGIE BUJIA	STOCK STOCK BOLSA	PLUG BOUGIE BUJIA	STOCK STOCK BOLSA	PLUG BOUGIE BUJIA	STOCK STOCK BOLSA	PLUG BOUGIE BUJIA	
SATURN [continued]																
SW2																
2001-1999	L4-1.9	7		5016	Q16PR-U11	3005	PQ16R			4507	PQ16TT	4706	IQ16TT	5301	IQ16	0.044
1998-1993	L4-1.9	7		3130	K16PR-U11	3174	PK16PR-P11	3395	SK16PR-L11	4503	PK16TT	4701	IK16TT	5303	IK16	0.044
VUE																
2010	L4-2.4	P										4718	ITV16TT	5338	ITV16	0.040
2010	V6-3.5	N						5090	ZTJ16R10			4713	IT16TT	5325	IT16	0.040
2010	V6-3.6	7										4719	ITV20TT	5339	ITV20	0.040
2009-2008	L4-2.4	P				5068	PT16VR13			4513	PTV16TT	4718	ITV16TT	5338	ITV16	0.050
2009-2007	L4-2.4	Z				5068	PT16VR13			4513	PTV16TT	4718	ITV16TT	5338	ITV16	0.050
2009	V6-3.5	N				5068	PT16VR13			4513	PTV16TT	4718	ITV16TT	5338	ITV16	0.050
2009	V6-3.6	7				5068	PT16VR13			4513	PTV16TT	4718	ITV16TT	5338	ITV16	0.050
2008	V6-3.5	N						5090	ZTJ16R10	4511	PT16TT	4713	IT16TT	5325	IT16	0.040
2008	V6-3.6	7										4719	ITV20TT	5339	ITV20	0.040
2007-2006	L4-2.2	D				5068	PT16VR13			4513	PTV16TT	4718	ITV16TT	5338	ITV16	0.050
2007-2006	V6-3.5	4						3422	SKJ16DR-M11	4503	PK16TT	4701	IK16TT	5357	IK16L	0.044
2005-2004	V6-3.5							3422	SKJ16DR-M11	4503	PK16TT	4701	IK16TT	5357	IK16L	0.044
2005-2003	L4-2.2					5068	PT16VR13			4513	PTV16TT	4718	ITV16TT	5338	ITV16	0.050
2004	V6-3.5							3422	SKJ16DR-M11	4503	PK16TT	4701	IK16TT	5303	IK16	0.044
2004	V6-3.5	4						3422	SKJ16DR-M11	4503	PK16TT	4701	IK16TT	5357	IK16L	0.044
2003-2002	V6-3.0	B		5063	K20TXR					4504	PK20TT	4702	IK20TT	5304	IK20	0.040
2002	L4-2.2			3130	K16PR-U11	5068	PT16VR13			4513	PTV16TT	4718	ITV16TT	5338	ITV16	0.050
SCION																
IQ																
2015-2014	L4-1.3	1NRFE							SC16HR11							
2013	L4-1.3	1NRFE						3444	SC20HR11			4711	IXEH20TT			0.044
2012	L4-1.3	1NRFE						3444	SC20HR11							0.044
TC																
2015-2013	L4-2.5	2ARFE						3417	SK16HR11	4505	PKH16TT	4703	IKH16TT	5343	IKH16	0.044
2012-2011	L4-2.5	2ARFE						3417	SK16HR11			4703	IKH16TT	5343	IKH16	0.044
2010-2005	L4-2.4	2AZFE		3139	K20R-U11	3128	PK20R11	3297	SK20R11	4504	PK20TT	4702	IK20TT	5304	IK20	0.044
XA																
2006	L4-1.5	1NZFE		3119	K16R-U	3301	PK16R8	3435	SK16PR-F8	4503	PK16TT	4701	IK16TT	5303	IK16	0.032
2005-2004	L4-1.5	1NZFE		3119	K16R-U	3301	PK16R8	3435	SK16PR-F8	4503	PK16TT	4701	IK16TT	5303	IK16	0.032
XB																
2015-2013	L4-2.4	2AZFE						3324	SK16R11	4503	PK16TT	4701	IK16TT	5303	IK16	0.044
2012	L4-2.4	2AZFE						3324	SK16R11			4701	IK16TT	5303	IK16	0.044
2011	L4-2.4	2AZFE						3297	SK20R11			4702	IK20TT	5304	IK20	0.044
2010-2008	L4-2.4	2AZFE		3139	K20R-U11	3128	PK20R11	3297	SK20R11	4504	PK20TT	4702	IK20TT	5304	IK20	0.044
2006	L4-1.5	1NZFE		3119	K16R-U	3301	PK16R8	3435	SK16PR-F8	4503	PK16TT	4701	IK16TT	5303	IK16	0.032



YEAR ANNEE AÑO	CYL	ENGINE MOTEUR MOTOR	NOTES/NOTAS	OE Types						Twin-Tip (TT) Technology				High Performance		GAP ECART. BRECHA
				U-GROOVE (Standard)		DOUBLE PLATINUM		IRIDIUM LONG-LIFE		PLATINUM TT		IRIDIUM TT		IRIDIUM POWER / IRIDIUM RACING		
				STOCK STOCK BOLSA	PLUG BOUGIE BUJIA	STOCK STOCK BOLSA	PLUG BOUGIE BUJIA	STOCK STOCK BOLSA	PLUG BOUGIE BUJIA	STOCK STOCK BOLSA	PLUG BOUGIE BUJIA	STOCK STOCK BOLSA	PLUG BOUGIE BUJIA	STOCK STOCK BOLSA	PLUG BOUGIE BUJIA	
SCION [continued]																
XB [continued]																
2005-2004	L4-1.5	1NZFE		3119	K16R-U	3301	PK16R8	3435	SK16PR-F8	4503	PK16TT	4701	IK16TT	5303	IK16	0.032
XD																
2014-2013	L4-1.8	2ZRFE						3444	SC20HR11			4711	IXEH20TT			0.044
2012-2008	L4-1.8	2ZRFE						3444	SC20HR11							0.044
SMART																
FORTWO																
2015-2013	L3-1.0	132.910		3445	XU22HDR9									5353	IXUH22	0.035
2012-2008	L3-1.0	132.910		3445	XU22HDR9			3441	SXU22HDR8					5353	IXUH22	0.035
2009	L3-1.0			3445	XU22HDR9			3441	SXU22HDR8					5353	IXUH22	0.035
2008	L3-1.0			3445	XU22HDR9									5353	IXUH22	0.035
SRT																
VIPER																
2014-2013	V10-8.4	Z												5350	ITL20	0.044
STERLING																
825																
1988-1987	V6-2.5	A		3008	Q20PR-U11					4508	PQ20TT	4707	IQ20TT	5302	IQ20	0.044
1988-1987	V6-2.5	B		3008	Q20PR-U11					4508	PQ20TT	4707	IQ20TT	5302	IQ20	0.044
1988-1987	V6-2.5	C		3008	Q20PR-U11					4508	PQ20TT	4707	IQ20TT	5302	IQ20	0.044
1988-1987	V6-2.5	D		3008	Q20PR-U11					4508	PQ20TT	4707	IQ20TT	5302	IQ20	0.044
827																
1991-1989	V6-2.7	G		3008	Q20PR-U11					4508	PQ20TT	4707	IQ20TT	5302	IQ20	0.044
1991-1989	V6-2.7	H		3008	Q20PR-U11					4508	PQ20TT	4707	IQ20TT	5302	IQ20	0.044
1991-1989	V6-2.7	K		3008	Q20PR-U11					4508	PQ20TT	4707	IQ20TT	5302	IQ20	0.044
1989	V6-2.7	J		3008	Q20PR-U11					4508	PQ20TT	4707	IQ20TT	5302	IQ20	0.044
SUBARU																
B9 TRIBECA																
2007-2006	H6-3.0	EZ30D		3381	K20HR-U11			3421	SK20HR11	4506	PKH20TT	4704	IKH20TT	5344	IKH20	0.044
BAJA																
2006-2004	H4-2.5	EJ253		3121	K20PR-U11	3168	PK20PR11	3443	SK20PR-L11	4504	PK20TT	4702	IK20TT	5304	IK20	0.044
2006-2004	H4-2.5	EJ255	T	3381	K20HR-U11			3421	SK20HR11	4506	PKH20TT	4704	IKH20TT	5344	IKH20	0.044
2003	H4-2.5			3121	K20PR-U11	3168	PK20PR11	3443	SK20PR-L11	4504	PK20TT	4702	IK20TT	5304	IK20	0.044
BRAT																
1987-1981	H4-1.8	5		3212	W20EXR-U11	3238	P20R11			4502	PW20TT	4709	IW20TT	5306	IW20	0.044
1984	H4-1.8	5	T	3212	W20EXR-U11	3238	P20R11			4502	PW20TT	4709	IW20TT	5306	IW20	0.044
1980	H4-1.6	3		3049	W20EPR-U11	3115	P20PR11			4502	PW20TT	4709	IW20TT	5306	IW20	0.044
1980	H4-1.8	EA81		3212	W20EXR-U11	3238	P20R11			4502	PW20TT	4709	IW20TT	5306	IW20	0.044



YEAR ANNEE AÑO	CYL	ENGINE MOTEUR MOTOR	NOTES/NOTAS	OE Types						Twin-Tip (TT) Technology				High Performance		GAP ECART. BRECHA		
				U-GROOVE (Standard)		DOUBLE PLATINUM		IRIDIUM LONG-LIFE		PLATINUM TT		IRIDIUM TT		IRIDIUM POWER / IRIDIUM RACING				
				STOCK STOCK BOLSA	PLUG BOUGIE BUJIA	STOCK STOCK BOLSA	PLUG BOUGIE BUJIA	STOCK STOCK BOLSA	PLUG BOUGIE BUJIA	STOCK STOCK BOLSA	PLUG BOUGIE BUJIA	STOCK STOCK BOLSA	PLUG BOUGIE BUJIA	STOCK STOCK BOLSA	PLUG BOUGIE BUJIA			
SUBARU [continued]																		
BRAT [continued]																		
1979-1978	H4-1.6			3047	W20EPR-U	3306	P20PR8				4502	PW20TT	4709	IW20TT	5306	IW20	0.032	
DELUXE																		
1973	H4-1.4			3047	W20EPR-U	3306	P20PR8				4502	PW20TT	4709	IW20TT	5306	IW20	0.032	
DL																		
1989-1984	H4-1.8	5		3212	W20EXR-U11	3238	P20R11				4502	PW20TT	4709	IW20TT	5306	IW20	0.044	
1989-1980	H4-1.8	4		3212	W20EXR-U11	3238	P20R11				4502	PW20TT	4709	IW20TT	5306	IW20	0.044	
1984-1980	H4-1.6	2		3049	W20EPR-U11	3115	P20PR11				4502	PW20TT	4709	IW20TT	5306	IW20	0.044	
1983	H4-1.8	5		3212	W20EXR-U11						4502	PW20TT	4709	IW20TT	5306	IW20	0.044	
1982-1981	H4-1.8	5		3212	W20EXR-U11	3238	P20R11				4502	PW20TT	4709	IW20TT	5306	IW20	0.044	
1979	H4-1.6			3062	W20EX-U	3229	P20R8				4502	PW20TT	4709	IW20TT	5306	IW20	0.032	
1978-1977	H4-1.6			3047	W20EPR-U	3306	P20PR8				4502	PW20TT	4709	IW20TT	5306	IW20	0.032	
1976	H4-1.4			3047	W20EPR-U	3306	P20PR8				4502	PW20TT	4709	IW20TT	5306	IW20	0.032	
1976	H4-1.6			3062	W20EX-U	3229	P20R8				4502	PW20TT	4709	IW20TT	5306	IW20	0.032	
1975-1974	H4-1.4			3062	W20EX-U	3229	P20R8				4502	PW20TT	4709	IW20TT	5306	IW20	0.032	
FE																		
1979	H4-1.6			3047	W20EPR-U	3306	P20PR8				4502	PW20TT	4709	IW20TT	5306	IW20	0.032	
FORESTER																		
2015-2014	H4-2.0	FA20F	T							3457	FXE24HR11						0.044	
2015-2013	H4-2.5	FB25BA								3442	FXE22HR11		4712	IXEH22TT			0.044	
2015-2013	H4-2.5	FB25BC								3442	FXE22HR11		4712	IXEH22TT			0.044	
2013	H4-2.5	EJ255	T							3433	SK20HPR-L11	4506	PKH20TT	4704	IKH20TT	5344	IKH20	0.044
2012-2011	H4-2.5	EJ255	T										4704	IKH20TT	5344	IKH20	0.040	
2012-2011	H4-2.5	FB25BA								3442	FXE22HR11		4712	IXEH22TT			0.044	
2012-2011	H4-2.5	FB25BC								3442	FXE22HR11		4712	IXEH22TT			0.044	
2010-2009	H4-2.5	EJ255	T								4506	PKH20TT	4704	IKH20TT	5344	IKH20	0.040	
2010-2005	H4-2.5	EJ253		3130	K16PR-U11	3293	K16PR-P11	3395	SK16PR-L11	4503	PK16TT	4701	IK16TT	5303	IK16		0.044	
2008-2004	H4-2.5	EJ255	T	3381	K20HR-U11			3421	SK20HR11	4506	PKH20TT	4704	IKH20TT	5344	IKH20		0.044	
2004	H4-2.5	EJ251		3121	K20PR-U11	3168	PK20PR11	3443	SK20PR-L11	4504	PK20TT	4702	IK20TT	5304	IK20		0.044	
2003	H4-2.5			3121	K20PR-U11	3168	PK20PR11	3443	SK20PR-L11	4504	PK20TT	4702	IK20TT	5304	IK20		0.044	
2002-2000	H4-2.5	EJ251		3121	K20PR-U11	3168	PK20PR11	3443	SK20PR-L11	4504	PK20TT	4702	IK20TT	5304	IK20		0.044	
1999	H4-2.5	EJ253		3121	K20PR-U11	3168	PK20PR11	3443	SK20PR-L11	4504	PK20TT	4702	IK20TT	5304	IK20		0.044	
1998	H4-2.5	EJ25D		3121	K20PR-U11	3168	PK20PR11	3443	SK20PR-L11	4504	PK20TT	4702	IK20TT	5304	IK20		0.044	
GF																		
1979-1976	H4-1.6			3047	W20EPR-U	3306	P20PR8				4502	PW20TT	4709	IW20TT	5306	IW20	0.032	
1976-1975	H4-1.4			3047	W20EPR-U	3306	P20PR8				4502	PW20TT	4709	IW20TT	5306	IW20	0.032	
GL																		
1989-1988	H4-1.8	5		3212	W20EXR-U11	3238	P20R11				4502	PW20TT	4709	IW20TT	5306	IW20	0.044	
1989-1988	H4-1.8	5	T	3212	W20EXR-U11	3238	P20R11				4502	PW20TT	4709	IW20TT	5306	IW20	0.044	
1989	H4-1.8	4		3212	W20EXR-U11						4502	PW20TT	4709	IW20TT	5306	IW20	0.044	
1988-1980	H4-1.8	4		3212	W20EXR-U11	3238	P20R11				4502	PW20TT	4709	IW20TT	5306	IW20	0.044	



YEAR ANNEE AÑO	CYL	ENGINE MOTEUR MOTOR	NOTES/NOTAS	OE Types						Twin-Tip (TT) Technology				High Performance		GAP ECART. BRECHA		
				U-GROOVE (Standard)		DOUBLE PLATINUM		IRIDIUM LONG-LIFE		PLATINUM TT		IRIDIUM TT		IRIDIUM POWER / IRIDIUM RACING				
				STOCK STOCK BOLSA	PLUG BOUGIE BUJIA	STOCK STOCK BOLSA	PLUG BOUGIE BUJIA	STOCK STOCK BOLSA	PLUG BOUGIE BUJIA	STOCK STOCK BOLSA	PLUG BOUGIE BUJIA	STOCK STOCK BOLSA	PLUG BOUGIE BUJIA	STOCK STOCK BOLSA	PLUG BOUGIE BUJIA			
SUBARU [continued]																		
GL [continued]																		
1987-1986	H4-1.6	2		3049	W20EPR-U11	3115	P20PR11			4502	PW20TT	4709	IW20TT	5306	IW20	0.044		
1987-1981	H4-1.8	5		3212	W20EXR-U11					4502	PW20TT	4709	IW20TT	5306	IW20	0.044		
1986-1983	H4-1.8	5	T	3212	W20EXR-U11	3238	P20R11			4502	PW20TT	4709	IW20TT	5306	IW20	0.044		
1985	H4-1.8	7	T	3212	W20EXR-U11					4502	PW20TT	4709	IW20TT	5306	IW20	0.044		
1980	H4-1.6	3		3049	W20EPR-U11	3115	P20PR11			4502	PW20TT	4709	IW20TT	5306	IW20	0.044		
1979	H4-1.6			3047	W20EPR-U	3306	P20PR8			4502	PW20TT	4709	IW20TT	5306	IW20	0.032		
1975-1973	H4-1.4			3047	W20EPR-U	3306	P20PR8			4502	PW20TT	4709	IW20TT	5306	IW20	0.032		
GL-10																		
1989-1987	H4-1.8	7	T	3212	W20EXR-U11	3238	P20R11			4502	PW20TT	4709	IW20TT	5306	IW20	0.044		
1989-1986	H4-1.8	4	T	3212	W20EXR-U11					4502	PW20TT	4709	IW20TT	5306	IW20	0.044		
1989-1986	H4-1.8	5	T	3212	W20EXR-U11					4502	PW20TT	4709	IW20TT	5306	IW20	0.044		
1989-1985	H4-1.8	4		3212	W20EXR-U11	3238	P20R11			4502	PW20TT	4709	IW20TT	5306	IW20	0.044		
1986	H4-1.8	7	T	3212	W20EXR-U11	3238	P20R11					4709	IW20TT	5306	IW20	0.044		
GLF																		
1982-1980	H4-1.8	4		3212	W20EXR-U11	3238	P20R11			4502	PW20TT	4709	IW20TT	5306	IW20	0.044		
1980	H4-1.6	2		3049	W20EPR-U11	3115	P20PR11			4502	PW20TT	4709	IW20TT	5306	IW20	0.044		
IMPREZA																		
2015-2013	H4-2.0	FB20						3442	FXE22HR11			4712	IXEH22TT			0.044		
2014-2013	H4-2.5	EJ255	T					3433	SK20HPR-L11	4506	PKH20TT	4704	IKH20TT	5344	IKH20	0.044		
2014-2013	H4-2.5	EJ257	T					3433	SK20HPR-L11	4506	PKH20TT	4704	IKH20TT	5344	IKH20	0.044		
2012-2011	H4-2.5	EJ255	T									4704	IKH20TT	5344	IKH20	0.040		
2012-2011	H4-2.5	EJ257	T									4704	IKH20TT	5344	IKH20	0.040		
2012	H4-2.0	FB20						3442	FXE22HR11			4712	IXEH22TT			0.044		
2011	H4-2.5	EJ253				3293	K16PR-P11	3395	SK16PR-L11	4503	PK16TT	4701	IK16TT	5303	IK16	0.044		
2010-2009	H4-2.5	EJ255	T							4506	PKH20TT	4704	IKH20TT	5344	IKH20	0.040		
2010-2008	H4-2.5	EJ257	T							4506	PKH20TT	4704	IKH20TT	5344	IKH20	0.040		
2010-2005	H4-2.5	EJ253				3130	K16PR-U11	3293	K16PR-P11	3395	SK16PR-L11	4503	PK16TT	4701	IK16TT	5303	IK16	0.044
2008-2006	H4-2.5	EJ255	T			3381	K20HR-U11		3421	SK20HR11	4506	PKH20TT	4704	IKH20TT	5344	IKH20	0.044	
2007-2004	H4-2.5	EJ257	T			3381	K20HR-U11		3421	SK20HR11	4506	PKH20TT	4704	IKH20TT	5344	IKH20	0.044	
2005-2002	H4-2.0	EJ205	T			3145	K20PR-U	3245	PK20PR-P8	3403	SK20PR-A8	4504	PK20TT	4702	IK20TT	5304	IK20	0.032
2004-2000	H4-2.5	EJ251				3121	K20PR-U11	3168	PK20PR11	3443	SK20PR-L11	4504	PK20TT	4702	IK20TT	5304	IK20	0.044
2001-1999	H4-2.2	EJ222				3121	K20PR-U11	3168	PK20PR11	3443	SK20PR-L11	4504	PK20TT	4702	IK20TT	5304	IK20	0.044
1999	H4-2.2	EJ223				3121	K20PR-U11	3168	PK20PR11	3443	SK20PR-L11	4504	PK20TT	4702	IK20TT	5304	IK20	0.044
1999	H4-2.5	EJ253				3121	K20PR-U11	3168	PK20PR11	3443	SK20PR-L11	4504	PK20TT	4702	IK20TT	5304	IK20	0.044
1998	H4-2.2	EJ22EZ				3121	K20PR-U11	3168	PK20PR11	3443	SK20PR-L11	4504	PK20TT	4702	IK20TT	5304	IK20	0.044
1998	H4-2.5	EJ25D				3130	K16PR-U11	3264	PK16PR11	3395	SK16PR-L11	4503	PK16TT	4701	IK16TT	5303	IK16	0.044
1997-1996	H4-2.2	4				3121	K20PR-U11	3168	PK20PR11	3443	SK20PR-L11	4504	PK20TT	4702	IK20TT	5304	IK20	0.044
1997-1993	H4-1.8	2				3121	K20PR-U11	3168	PK20PR11	3443	SK20PR-L11	4504	PK20TT	4702	IK20TT	5304	IK20	0.044
1996	H4-1.8	1				3121	K20PR-U11	3168	PK20PR11	3443	SK20PR-L11	4504	PK20TT	4702	IK20TT	5304	IK20	0.044
1995	H4-2.2	6				3121	K20PR-U11	3168	PK20PR11	3443	SK20PR-L11	4504	PK20TT	4702	IK20TT	5304	IK20	0.044



YEAR ANNEE AÑO	CYL	ENGINE MOTEUR MOTOR	NOTES/NOTAS	OE Types						Twin-Tip (TT) Technology				High Performance		GAP ECART. BRECHA		
				U-GROOVE (Standard)		DOUBLE PLATINUM		IRIDIUM LONG-LIFE		PLATINUM TT		IRIDIUM TT		IRIDIUM POWER / IRIDIUM RACING				
				STOCK STOCK BOLSA	PLUG BOUGIE BUJIA	STOCK STOCK BOLSA	PLUG BOUGIE BUJIA	STOCK STOCK BOLSA	PLUG BOUGIE BUJIA	STOCK STOCK BOLSA	PLUG BOUGIE BUJIA	STOCK STOCK BOLSA	PLUG BOUGIE BUJIA	STOCK STOCK BOLSA	PLUG BOUGIE BUJIA			
SUBARU [continued]																		
JUSTY																		
1994-1992	L3-1.2	8		3049	W20EPR-U11	3115	P20PR11					4502	PW20TT	4709	IW20TT	5306	IW20	0.044
1994-1991	L3-1.2	7		3049	W20EPR-U11	3115	P20PR11					4502	PW20TT	4709	IW20TT	5306	IW20	0.044
1991-1990	L3-1.2	8		3049	W20EPR-U11	3116	P20PR-S11									5306	IW20	0.044
1991-1990	L3-1.2	8		3046	W20EPR-S11	3115	P20PR11					4502	PW20TT	4709	IW20TT			0.044
1990	L3-1.2	7		3049	W20EPR-U11	3116	P20PR-S11									5306	IW20	0.044
1990	L3-1.2	7		3046	W20EPR-S11	3115	P20PR11					4502	PW20TT	4709	IW20TT			0.044
1989-1988	L3-1.2	8		3212	W20EXR-U11	3238	P20R11					4502	PW20TT	4709	IW20TT	5306	IW20	0.044
1989-1987	L3-1.2	7		3212	W20EXR-U11	3238	P20R11					4502	PW20TT	4709	IW20TT	5306	IW20	0.044
LEGACY																		
2014-2013	H4-2.5	FB25						3442	FXE22HR11					4712	IXEH22TT			0.044
2014-2013	H6-3.6	EZ36D						3426	FK20HR11					4704	IKH20TT	5344	IKH20	0.044
2012-2011	H4-2.5	EJ253												4702	IK20TT	5304	IK20	0.040
2012-2011	H4-2.5	EJ255	T											4704	IKH20TT	5344	IKH20	0.040
2012-2011	H6-3.6	EZ36D												4704	IKH20TT	5344	IKH20	0.040
2010-2009	H4-2.5	EJ255	T									4506	PKH20TT	4704	IKH20TT	5344	IKH20	0.040
2010	H4-2.5	EJ253										4504	PK20TT	4702	IK20TT	5304	IK20	0.040
2010	H6-3.6	EZ36D										4506	PKH20TT	4704	IKH20TT	5344	IKH20	0.040
2009-2001	H4-2.5	EJ253		3121	K20PR-U11	3168	PK20PR11	3443	SK20PR-L11	4504	PK20TT	4702	IK20TT	5304	IK20	5304	IK20	0.044
2009	H6-3.0	EZ30D										4506	PKH20TT	4704	IKH20TT	5344	IKH20	0.040
2008-2005	H4-2.5	EJ255	T	3381	K20HR-U11			3421	SK20HR11	4506	PKH20TT	4704	IKH20TT	5344	IKH20	5344	IKH20	0.044
2008	H6-3.0	EZ30D		3381	K20HR-U11			3421	SK20HR11	4506	PKH20TT	4704	IKH20TT	5344	IKH20	5344	IKH20	0.044
2004	H4-2.5	EJ259		3121	K20PR-U11	3168	PK20PR11	3443	SK20PR-L11	4504	PK20TT	4702	IK20TT	5304	IK20	5304	IK20	0.044
2000	H4-2.5	EJ251		3121	K20PR-U11	3168	PK20PR11	3443	SK20PR-L11	4504	PK20TT	4702	IK20TT	5304	IK20	5304	IK20	0.044
2000	H4-2.5	EJ252		3121	K20PR-U11	3168	PK20PR11	3443	SK20PR-L11	4504	PK20TT	4702	IK20TT	5304	IK20	5304	IK20	0.044
1999	H4-2.2	EJ22E		3121	K20PR-U11	3168	PK20PR11	3443	SK20PR-L11	4504	PK20TT	4702	IK20TT	5304	IK20	5304	IK20	0.044
1999	H4-2.5	EJ25D		3121	K20PR-U11	3168	PK20PR11	3443	SK20PR-L11	4504	PK20TT	4702	IK20TT	5304	IK20	5304	IK20	0.044
1998-1996	H4-2.2	4		3121	K20PR-U11	3168	PK20PR11	3443	SK20PR-L11	4504	PK20TT	4702	IK20TT	5304	IK20	5304	IK20	0.044
1998-1996	H4-2.5	6		3121	K20PR-U11	3168	PK20PR11	3443	SK20PR-L11	4504	PK20TT	4702	IK20TT	5304	IK20	5304	IK20	0.044
1996	H4-2.2	3		3121	K20PR-U11	3168	PK20PR11	3443	SK20PR-L11	4504	PK20TT	4702	IK20TT	5304	IK20	5304	IK20	0.044
1995	H4-2.2	6		3121	K20PR-U11	3168	PK20PR11	3443	SK20PR-L11	4504	PK20TT	4702	IK20TT	5304	IK20	5304	IK20	0.044
1994-1991	H4-2.2	6	T	3121	K20PR-U11	3168	PK20PR11	3443	SK20PR-L11	4504	PK20TT	4702	IK20TT	5304	IK20	5304	IK20	0.044
1993-1990	H4-2.2	6		3121	K20PR-U11	3168	PK20PR11	3443	SK20PR-L11	4504	PK20TT	4702	IK20TT	5304	IK20	5304	IK20	0.044
LOYALE																		
1994-1990	H4-1.8	5		3049	W20EPR-U11	3115	P20PR11					4502	PW20TT	4709	IW20TT	5306	IW20	0.044
1993-1990	H4-1.8	4		3049	W20EPR-U11	3115	P20PR11					4502	PW20TT	4709	IW20TT	5306	IW20	0.044
1990	H4-1.8	4	T	3212	W20EXR-U11							4502	PW20TT	4709	IW20TT	5306	IW20	0.044
1990	H4-1.8	5	T	3212	W20EXR-U11							4502	PW20TT	4709	IW20TT	5306	IW20	0.044
OUTBACK																		
2014-2013	H4-2.5	FB25						3442	FXE22HR11					4712	IXEH22TT			0.044
2014-2013	H6-3.6	EZ36D						3426	FK20HR11					4704	IKH20TT	5344	IKH20	0.044



YEAR ANNEE AÑO	CYL	ENGINE MOTEUR MOTOR	NOTES/NOTAS	OE Types						Twin-Tip (TT) Technology				High Performance		GAP ECART. BRECHA
				U-GROOVE (Standard)		DOUBLE PLATINUM		IRIDIUM LONG-LIFE		PLATINUM TT		IRIDIUM TT		IRIDIUM POWER / IRIDIUM RACING		
				STOCK STOCK BOLSA	PLUG BOUGIE BUJIA	STOCK STOCK BOLSA	PLUG BOUGIE BUJIA	STOCK STOCK BOLSA	PLUG BOUGIE BUJIA	STOCK STOCK BOLSA	PLUG BOUGIE BUJIA	STOCK STOCK BOLSA	PLUG BOUGIE BUJIA	STOCK STOCK BOLSA	PLUG BOUGIE BUJIA	
SUBARU [continued]																
OUTBACK [continued]																
2012-2011	H4-2.5	EJ253										4702	IK20TT	5304	IK20	0.040
2012-2011	H6-3.6	EZ36D										4704	IKH20TT	5344	IKH20	0.040
2010	H4-2.5	EJ253								4504	PK20TT	4702	IK20TT	5304	IK20	0.040
2010	H6-3.6	EZ36D								4506	PKH20TT	4704	IKH20TT	5344	IKH20	0.040
2009-2001	H4-2.5	EJ253		3121	K20PR-U11	3168	PK20PR11	3443	SK20PR-L11	4504	PK20TT	4702	IK20TT	5304	IK20	0.044
2009	H4-2.5	EJ255	T							4506	PKH20TT	4704	IKH20TT	5344	IKH20	0.040
2009	H6-3.0	EZ30D								4506	PKH20TT	4704	IKH20TT	5344	IKH20	0.040
2008-2007	H4-2.5	EJ255	T	3381	K20HR-U11			3421	SK20HR11	4506	PKH20TT	4704	IKH20TT	5344	IKH20	0.044
2008-2005	H6-3.0	EZ30D		3381	K20HR-U11			3421	SK20HR11	4506	PKH20TT	4704	IKH20TT	5344	IKH20	0.044
2006-2005	H4-2.5	EJ255	T	3381	K20HR-U11			3421	SK20HR11	4506	PKH20TT	4704	IKH20TT	5344	IKH20	0.044
2004	H4-2.5	EJ259		3121	K20PR-U11	3168	PK20PR11	3443	SK20PR-L11	4504	PK20TT	4702	IK20TT	5304	IK20	0.044
2004	H6-3.0	EZ30D												5345	IKH22	0.032
2003-2001	H6-3.0	EZ30D		3381	K20HR-U11			3421	SK20HR11	4506	PKH20TT	4704	IKH20TT	5344	IKH20	0.044
2000	H4-2.5	EJ251		3121	K20PR-U11	3168	PK20PR11	3443	SK20PR-L11	4504	PK20TT	4702	IK20TT	5304	IK20	0.044
2000	H4-2.5	EJ252		3121	K20PR-U11	3168	PK20PR11	3443	SK20PR-L11	4504	PK20TT	4702	IK20TT	5304	IK20	0.044
RX																
1989-1986	H4-1.8	5	T	3212	W20EXR-U11	3238	P20R11			4502	PW20TT	4709	IW20TT	5306	IW20	0.044
STANDARD																
1987-1980	H4-1.6	2		3049	W20EPR-U11	3115	P20PR11			4502	PW20TT	4709	IW20TT	5306	IW20	0.044
1987	H4-1.8	5		3212	W20EXR-U11	3238	P20R11			4502	PW20TT	4709	IW20TT	5306	IW20	0.044
1982-1981	H4-1.8	5		3212	W20EXR-U11	3238	P20R11			4502	PW20TT	4709	IW20TT	5306	IW20	0.044
1979-1977	H4-1.6			3047	W20EPR-U	3306	P20PR8			4502	PW20TT	4709	IW20TT	5306	IW20	0.032
1976	H4-1.4			3047	W20EPR-U	3306	P20PR8			4502	PW20TT	4709	IW20TT	5306	IW20	0.032
SVX																
1997-1996	H6-3.3	8		3121	K20PR-U11	3168	PK20PR11	3443	SK20PR-L11	4504	PK20TT	4702	IK20TT	5304	IK20	0.044
1995-1992	H6-3.3	3		3121	K20PR-U11	3168	PK20PR11	3443	SK20PR-L11	4504	PK20TT	4702	IK20TT	5304	IK20	0.044
TRIBECA																
2014-2013	H6-3.6	EZ36D						3426	FK20HR11			4704	IKH20TT	5344	IKH20	0.044
2012-2011	H6-3.6	EZ36D										4704	IKH20TT	5344	IKH20	0.040
2010-2008	H6-3.6	EZ36D								4506	PKH20TT	4704	IKH20TT	5344	IKH20	0.040
WRX																
2015	H4-2.0	FA20F	T					3457	FXE24HR11							0.044
2014-2013	H4-2.5	EJ255	T					3433	SK20HPR-L11	4506	PKH20TT	4704	IKH20TT	5344	IKH20	0.044
WRX STI																
2015-2013	H4-2.5	EJ257	T					3433	SK20HPR-L11	4506	PKH20TT	4704	IKH20TT	5344	IKH20	0.044
XT																
1991-1988	H6-2.7	8		3212	W20EXR-U11	3238	P20R11			4502	PW20TT	4709	IW20TT	5306	IW20	0.044
1991-1985	H4-1.8	4		3212	W20EXR-U11	3238	P20R11			4502	PW20TT	4709	IW20TT	5306	IW20	0.044
1990-1989	H6-2.7	9		3212	W20EXR-U11	3238	P20R11			4502	PW20TT	4709	IW20TT	5306	IW20	0.044
1989-1987	H4-1.8	7		3212	W20EXR-U11	3238	P20R11			4502	PW20TT	4709	IW20TT	5306	IW20	0.044



YEAR ANNEE AÑO	CYL	ENGINE MOTEUR MOTOR	NOTES/NOTAS	OE Types						Twin-Tip (TT) Technology				High Performance		GAP ECART. BRECHA		
				U-GROOVE (Standard)		DOUBLE PLATINUM		IRIDIUM LONG-LIFE		PLATINUM TT		IRIDIUM TT		IRIDIUM POWER / IRIDIUM RACING				
				STOCK STOCK BOLSA	PLUG BOUGIE BUJIA	STOCK STOCK BOLSA	PLUG BOUGIE BUJIA	STOCK STOCK BOLSA	PLUG BOUGIE BUJIA	STOCK STOCK BOLSA	PLUG BOUGIE BUJIA	STOCK STOCK BOLSA	PLUG BOUGIE BUJIA	STOCK STOCK BOLSA	PLUG BOUGIE BUJIA			
SUBARU [continued]																		
XT [continued]																		
1987-1986	H4-1.8	7	T	3212	W20EXR-U11	3238	P20R11					4502	PW20TT	4709	IW20TT	5306	IW20	0.044
1987-1985	H4-1.8	4	T	3212	W20EXR-U11	3238	P20R11					4502	PW20TT	4709	IW20TT	5306	IW20	0.044
1985	H4-1.8	7	T	3212	W20EXR-U11	3238	P20R11							4709	IW20TT	5306	IW20	0.044
XV CROSSTREK																		
2015-2013	H4-2.0	FB20								3442	FXE22HR11			4712	IXEH22TT			0.044
2013	H4-2.0	FB20	From 04/02/2013,							3442	FXE22HR11			4712	IXEH22TT			0.044
2013	H4-2.0	FB20	To 04/01/2013,							3442	FXE22HR11			4712	IXEH22TT			0.044
SUZUKI																		
AERIO																		
2007	L4-2.3			3143	K16PR-L11	3275	PK16PR-L11	3395	SK16PR-L11	4503	PK16TT	4701	IK16TT	5303	IK16			0.044
2006-2004	L4-2.3			3143	K16PR-L11	3275	PK16PR-L11	3395	SK16PR-L11	4503	PK16TT	4701	IK16TT	5303	IK16			0.044
2003-2002	L4-2.0			3143	K16PR-L11	3275	PK16PR-L11	3395	SK16PR-L11	4503	PK16TT	4701	IK16TT	5303	IK16			0.044
EQUATOR																		
2012-2010	V6-4.0	VQ40DE							3444	SC20HR11								0.044
2012-2009	L4-2.5	QR25DE							3444	SC20HR11								0.044
2009	V6-4.0	VQ40DE							3444	SC20HR11								0.044
ESTEEM																		
2002-2001	L4-1.8	4							SVK20RZ11									
2002-2001	L4-1.8	4		3121	K20PR-U11	3168	PK20PR11		SVK20RZ11	4504	PK20TT			5304	IK20			
2002-2001	L4-1.8	4						3443	SK20PR-L11			4702	IK20TT					0.044
2000	L4-1.6	3		3145	K20PR-U	3245	PK20PR-P8	3403	SK20PR-A8	4504	PK20TT	4702	IK20TT	5304	IK20			0.032
2000	L4-1.8	4		3121	K20PR-U11	3168	PK20PR11	3443	SK20PR-L11	4504	PK20TT	4702	IK20TT	5304	IK20			0.044
1999	L4-1.6	G16S		3145	K20PR-U	3245	PK20PR-P8	3403	SK20PR-A8	4504	PK20TT	4702	IK20TT	5304	IK20			0.032
1999	L4-1.8			3121	K20PR-U11	3168	PK20PR11	3443	SK20PR-L11	4504	PK20TT	4702	IK20TT	5304	IK20			0.044
1998-1995	L4-1.6	3		3145	K20PR-U	3245	PK20PR-P8	3403	SK20PR-A8	4504	PK20TT	4702	IK20TT	5304	IK20			0.032
FORENZA																		
2008	L4-2.0			5063	K20TXR					4504	PK20TT	4702	IK20TT	5304	IK20			0.040
2007-2004	L4-2.0			5063	K20TXR					4504	PK20TT	4702	IK20TT	5304	IK20			0.040
GRAND VITARA																		
2013	L4-2.4	J24B							3433	SK20HPR-L11	4506	PKH20TT	4704	IKH20TT	5344	IKH20		0.044
2012-2010	L4-2.4	J24B											4704	IKH20TT	5344	IKH20		0.040
2010-2009	V6-3.2	N32A				5068	PT16VR13				4513	PTV16TT	4718	ITV16TT	5338	ITV16		0.050
2009	L4-2.4	J24B									4506	PKH20TT	4704	IKH20TT	5344	IKH20		0.040
2008-2006	V6-2.7								SVK20RZ11									
2008-2006	V6-2.7							3443	SK20PR-L11			4702	IK20TT					0.044
2008	V6-2.7			3121	K20PR-U11	3168	PK20PR11		SVK20RZ11	4504	PK20TT			5304	IK20			
2007	V6-2.7			3121	K20PR-U11	3168	PK20PR11		SVK20RZ11	4504	PK20TT			5304	IK20			
2006	V6-2.7					3168	PK20PR11		SVK20RZ11					5304	IK20			
2005-2001	V6-2.5			3143	K16PR-L11	3275	PK16PR-L11	3395	SK16PR-L11	4503	PK16TT	4701	IK16TT	5303	IK16			0.044



YEAR ANNEE AÑO	CYL	ENGINE MOTEUR MOTOR	NOTES/NOTAS	OE Types						Twin-Tip (TT) Technology				High Performance		GAP ECART. BRECHA
				U-GROOVE (Standard)		DOUBLE PLATINUM		IRIDIUM LONG-LIFE		PLATINUM TT		IRIDIUM TT		IRIDIUM POWER / IRIDIUM RACING		
				STOCK STOCK BOLSA	PLUG BOUGIE BUJIA	STOCK STOCK BOLSA	PLUG BOUGIE BUJIA	STOCK STOCK BOLSA	PLUG BOUGIE BUJIA	STOCK STOCK BOLSA	PLUG BOUGIE BUJIA	STOCK STOCK BOLSA	PLUG BOUGIE BUJIA	STOCK STOCK BOLSA	PLUG BOUGIE BUJIA	
SUZUKI [continued]																
GRAND VITARA [continued]																
2001	V6-2.7			3143	K16PR-L11	3275	PK16PR-L11	3395	SK16PR-L11	4503	PK16TT	4701	IK16TT	5303	IK16	0.044
2000-1999	V6-2.5			3121	K20PR-U11	3168	PK20PR11	3443	SK20PR-L11	4504	PK20TT	4702	IK20TT	5304	IK20	0.044
KIZASHI																
2013	L4-2.4	J24B						3433	SK20HPR-L11	4506	PKH20TT	4704	IKH20TT	5344	IKH20	0.044
2012-2010	L4-2.4	J24B										4704	IKH20TT	5344	IKH20	0.040
RENO																
2008	L4-2.0	Z		5063	K20TXR					4504	PK20TT	4702	IK20TT	5304	IK20	0.040
2007-2005	L4-2.0			5063	K20TXR					4504	PK20TT	4702	IK20TT	5304	IK20	0.040
SAMURAI																
1995-1990	L4-1.3	3		3021	W16EPR-U	3270	P16PR8			4501	PW16TT	4708	IW16TT	5305	IW16	0.032
1989-1986	L4-1.3	5		3021	W16EPR-U	3270	P16PR8			4501	PW16TT	4708	IW16TT	5305	IW16	0.032
SIDEKICK																
1998-1996	L4-1.6	0	16 Valve,	3145	K20PR-U	3245	PK20PR-P8			4504	PK20TT	4702	IK20TT	5304	IK20	0.032
1998-1996	L4-1.8	2		3145	K20PR-U	3245	PK20PR-P8	3403	SK20PR-A8	4504	PK20TT	4702	IK20TT	5304	IK20	0.032
1998-1992	L4-1.6							3403	SK20PR-A8							0.032
1997-1996	L4-1.6	0						3403	SK20PR-A8							0.032
1995-1994	L4-1.6	0		3145	K20PR-U	3245	PK20PR-P8			4504	PK20TT	4702	IK20TT	5304	IK20	0.032
1995	L4-1.6	G16KC		3145	K20PR-U	3245	PK20PR-P8	3403	SK20PR-A8	4504	PK20TT	4702	IK20TT	5304	IK20	0.032
1995	L4-1.6	G16KV		3145	K20PR-U	3245	PK20PR-P8	3403	SK20PR-A8	4504	PK20TT	4702	IK20TT	5304	IK20	0.032
1994	L4-1.6	G16KC		3021	W16EPR-U											0.032
1994	L4-1.6	G16KC	8 Valve,									4708	IW16TT	5305	IW16	0.040
1993-1992	L4-1.6	0		3021	W16EPR-U					4501	PW16TT	4708	IW16TT	5305	IW16	0.032
1993	L4-1.6	G16KC		3031	W16EXR-U	3004	P16R							5305	IW16	0.032
1993	L4-1.6	G16KC		3021	W16EPR-U					4501	PW16TT	4708	IW16TT			0.032
1993	L4-1.6	G16KV		3031	W16EXR-U	3004	P16R			4501	PW16TT	4708	IW16TT	5305	IW16	0.032
1992	L4-1.6	G16KC		3031	W16EXR-U	3004	P16R			4501	PW16TT	4708	IW16TT	5305	IW16	0.032
1991-1989	L4-1.6	0		3021	W16EPR-U											0.032
1991-1989	L4-1.6	0	8 Valve,							4501	PW16TT	4708	IW16TT	5305	IW16	0.040
1989	L4-1.3	5		3021	W16EPR-U											0.032
1989	L4-1.3	5	8 Valve,							4501	PW16TT	4708	IW16TT	5305	IW16	0.040
SWIFT																
2001	L4-1.3	2		3121	K20PR-U11	3168	PK20PR11	3443	SK20PR-L11	4504	PK20TT	4702	IK20TT	5304	IK20	0.044
2000-1998	L4-1.3	2		3121	K20PR-U11	3168	PK20PR11	3443	SK20PR-L11	4504	PK20TT	4702	IK20TT	5304	IK20	0.044
1997-1995	L4-1.3	2		3049	W20EPR-U11	3115	P20PR11			4502	PW20TT	4709	IW20TT	5306	IW20	0.044
1994	L4-1.3	3		3049	W20EPR-U11	3115	P20PR11			4502	PW20TT	4709	IW20TT	5306	IW20	0.044
1993-1992	L4-1.3	3	GA, GS,	3049	W20EPR-U11	3115	P20PR11			4502	PW20TT	4709	IW20TT	5306	IW20	0.044
1993-1992	L4-1.3	3	GT, L,	3047	W20EPR-U	3306	P20PR8			4502	PW20TT	4709	IW20TT	5306	IW20	0.032
1993-1992	L4-1.6	1		3145	K20PR-U	3245	PK20PR-P8	3403	SK20PR-A8	4504	PK20TT	4702	IK20TT	5304	IK20	0.032
1991	L4-1.3	3		3049	W20EPR-U11	3115	P20PR11			4502	PW20TT	4709	IW20TT	5306	IW20	0.044
1990-1989	L4-1.3	3	GLX,	3049	W20EPR-U11	3115	P20PR11			4502	PW20TT					0.044



YEAR ANNEE AÑO	CYL	ENGINE MOTEUR MOTOR	NOTES/NOTAS	OE Types						Twin-Tip (TT) Technology				High Performance		GAP ECART. BRECHA		
				U-GROOVE (Standard)		DOUBLE PLATINUM		IRIDIUM LONG-LIFE		PLATINUM TT		IRIDIUM TT		IRIDIUM POWER / IRIDIUM RACING				
				STOCK STOCK BOLSA	PLUG BOUGIE BUJIA	STOCK STOCK BOLSA	PLUG BOUGIE BUJIA	STOCK STOCK BOLSA	PLUG BOUGIE BUJIA	STOCK STOCK BOLSA	PLUG BOUGIE BUJIA	STOCK STOCK BOLSA	PLUG BOUGIE BUJIA	STOCK STOCK BOLSA	PLUG BOUGIE BUJIA			
SUZUKI [continued]																		
SWIFT [continued]																		
1990	L4-1.3	3										4709	IW20TT	5306	IW20	0.040		
1990	L4-1.3	3	GT, GTi,	3047	W20EPR-U							4502	PW20TT	4709	IW20TT	5306	IW20	0.032
1989	L4-1.3	3	GT, GTi,	3047	W20EPR-U	3306	P20PR8					4502	PW20TT	4709	IW20TT	5306	IW20	0.032
SX4																		
2013	L4-2.0	J20B										4505	PKH16TT	4703	IKH16TT	5343	IKH16	0.040
2012-2011	L4-2.0	J20B												4703	IKH16TT	5343	IKH16	0.040
2010	L4-2.0	J20B						3395	SK16PR-L11					4701	IK16TT	5303	IK16	0.044
2009-2008	L4-2.0			3143	K16PR-L11	3275	PK16PR-L11	3395	SK16PR-L11	4503	PK16TT	4701	IK16TT	5303	IK16	0.044		
2007	L4-2.0			3143	K16PR-L11	3275	PK16PR-L11	3395	SK16PR-L11	4503	PK16TT	4701	IK16TT	5303	IK16	0.044		
VERONA																		
2006-2005	L6-2.5			3130	K16PR-U11	3264	PK16PR11	3395	SK16PR-L11	4503	PK16TT	4701	IK16TT	5303	IK16	0.044		
2004	L6-2.5			5061	K20PBR-S10					4504	PK20TT	4702	IK20TT	5304	IK20	0.040		
VITARA																		
2004	V6-2.5					3275	PK16PR-L11	3395	SK16PR-L11	4503	PK16TT	4701	IK16TT	5303	IK16	0.044		
2003-2002	L4-2.0			3143	K16PR-L11	3275	PK16PR-L11	3395	SK16PR-L11	4503	PK16TT	4701	IK16TT	5303	IK16	0.044		
2001	L4-1.6			3121	K20PR-U11	3168	PK20PR11	3443	SK20PR-L11	4504	PK20TT	4702	IK20TT	5304	IK20	0.044		
2001	L4-2.0			3143	K16PR-L11	3275	PK16PR-L11	3395	SK16PR-L11	4503	PK16TT	4701	IK16TT	5303	IK16	0.044		
2000-1999	L4-1.6			3121	K20PR-U11	3168	PK20PR11	3443	SK20PR-L11	4504	PK20TT	4702	IK20TT	5304	IK20	0.044		
2000	L4-2.0			3143	K16PR-L11			3395	SK16PR-L11	4503	PK16TT	4701	IK16TT	5303	IK16	0.044		
1999	L4-2.0			3121	K20PR-U11	3168	PK20PR11	3443	SK20PR-L11	4504	PK20TT	4702	IK20TT	5304	IK20	0.044		
X-90																		
1998-1996	L4-1.6	1		3145	K20PR-U	3245	PK20PR-P8	3403	SK20PR-A8	4504	PK20TT	4702	IK20TT	5304	IK20	0.032		
XL-7																		
2009-2007	V6-3.6	N36A				5068	PT16VR13			4513	PTV16TT	4718	ITV16TT	5338	ITV16	0.050		
2006-2005	V6-2.7								SVK20RZ11									
2006-2005	V6-2.7							3443	SK20PR-L11			4702	IK20TT			0.044		
2006	V6-2.7			3121	K20PR-U11	3168	PK20PR11		SVK20RZ11	4504	PK20TT			5304	IK20			
2005	V6-2.7					3168	PK20PR11		SVK20RZ11	4504	PK20TT			5304	IK20			
2004	V6-2.7			3143	K16PR-L11	3275	PK16PR-L11			4504	PK20TT	4701	IK16TT	5303	IK16	0.044		
2003-2002	V6-2.7			3121	K20PR-U11	3168	PK20PR11	3443	SK20PR-L11	4504	PK20TT	4702	IK20TT	5304	IK20	0.044		
TOYOTA																		
4RUNNER																		
2015-2014	V6-4.0	1GRFE						3417	SK16HR11	4505	PKH16TT	4703	IKH16TT	5343	IKH16	0.044		
2013	V6-4.0	1GRFE						3421	SK20HR11	4506	PKH20TT	4704	IKH20TT	5344	IKH20	0.044		
2012-2011	V6-4.0	1GRFE						3421	SK20HR11			4704	IKH20TT	5344	IKH20	0.044		
2010	L4-2.7	2TRFE						3421	SK20HR11			4704	IKH20TT	5344	IKH20	0.044		
2010	V6-4.0	1GRFE		3381	K20HR-U11			3421	SK20HR11	4506	PKH20TT	4704	IKH20TT	5344	IKH20	0.044		
2009-2003	V6-4.0	1GRFE		3381	K20HR-U11			3421	SK20HR11	4506	PKH20TT	4704	IKH20TT	5344	IKH20	0.044		
2009-2003	V8-4.7	2UZFE		3139	K20R-U11	3128	PK20R11	3297	SK20R11	4504	PK20TT	4702	IK20TT	5304	IK20	0.044		



YEAR ANNEE AÑO	CYL	ENGINE MOTEUR MOTOR	NOTES/NOTAS	OE Types						Twin-Tip (TT) Technology				High Performance		GAP ECART. BRECHA
				U-GROOVE (Standard)		DOUBLE PLATINUM		IRIDIUM LONG-LIFE		PLATINUM TT		IRIDIUM TT		IRIDIUM POWER / IRIDIUM RACING		
				STOCK STOCK BOLSA	PLUG BOUGIE BUJIA	STOCK STOCK BOLSA	PLUG BOUGIE BUJIA	STOCK STOCK BOLSA	PLUG BOUGIE BUJIA	STOCK STOCK BOLSA	PLUG BOUGIE BUJIA	STOCK STOCK BOLSA	PLUG BOUGIE BUJIA	STOCK STOCK BOLSA	PLUG BOUGIE BUJIA	
TOYOTA [continued]																
4RUNNER [continued]																
2002-1996	V6-3.4	5VZFE		3194	K16TR11	3289	PK16TR11			4503	PK16TT	4701	IK16TT	5303	IK16	0.044
2000	L4-2.7	3RZFE		3120	K16R-U11	3134	PK16R11	3324	SK16R11	4503	PK16TT	4701	IK16TT	5303	IK16	0.044
1999-1996	L4-2.7	3RZFE		3119	K16R-U	3301	PK16R8	3435	SK16PR-F8	4503	PK16TT	4701	IK16TT	5303	IK16	0.032
1995-1990	L4-2.4	22RE		3031	W16EXR-U	3004	P16R			4501	PW16TT	4708	IW16TT	5305	IW16	0.032
1995-1989	V6-3.0	3VZE		3119	K16R-U	3301	PK16R8	3435	SK16PR-F8	4503	PK16TT	4701	IK16TT	5303	IK16	0.032
1989-1985	L4-2.4	22REC		3031	W16EXR-U	3004	P16R			4501	PW16TT	4708	IW16TT	5305	IW16	0.032
1988-1985	L4-2.4	22RTEC	T	3031	W16EXR-U	3004	P16R			4501	PW16TT	4708	IW16TT	5305	IW16	0.032
1988	V6-3.0	3VZE		3129	Q16R-U	3123	PQ16R8			4507	PQ16TT	4706	IQ16TT	5301	IQ16	0.032
1984	L4-2.4	22R		3031	W16EXR-U	3004	P16R			4501	PW16TT	4708	IW16TT	5305	IW16	0.032
AVALON																
2015-2013	V6-3.5	2GRFE						3426	FK20HR11			4704	IKH20TT	5344	IKH20	0.044
2015	L4-2.5	2ARFXE						3450	FK16HR11			4703	IKH16TT	5343	IKH16	0.044
2014-2013	L4-2.5	2ARFXE						3484	FK16HR-A8	4505	PKH16TT	4703	IKH16TT	5343	IKH16	0.032
2012-2005	V6-3.5	2GRFE						3426	FK20HR11							0.044
2004-2000	V6-3.0	1MZFE		3139	K20R-U11	3128	PK20R11	3297	SK20R11	4504	PK20TT	4702	IK20TT	5304	IK20	0.044
1999-1996	V6-3.0	1MZFE		3195	K20TR11	3253	PK20TR11			4504	PK20TT	4702	IK20TT	5304	IK20	0.044
1995	V6-3.0	1MZFE		3139	K20R-U11	3128	PK20R11	3297	SK20R11	4504	PK20TT	4702	IK20TT	5304	IK20	0.044
CAMRY																
2015-2013	L4-2.5	2ARFXE						3484	FK16HR-A8	4505	PKH16TT	4703	IKH16TT	5343	IKH16	0.032
2015-2013	L4-2.5	2ARFE						3417	SK16HR11	4505	PKH16TT	4703	IKH16TT	5343	IKH16	0.044
2015-2013	V6-3.5	2GRFE						3426	FK20HR11			4704	IKH20TT	5344	IKH20	0.044
2012-2011	L4-2.5	2ARFE						3417	SK16HR11			4703	IKH16TT	5343	IKH16	0.044
2012-2007	V6-3.5	2GRFE						3426	FK20HR11							0.044
2012	L4-2.5	2ARFXE						3484	FK16HR-A8							0.032
2011	L4-2.4	2AZFXE						3297	SK20R11			4702	IK20TT	5304	IK20	0.044
2010-2007	L4-2.4	2AZFXE		3139	K20R-U11	3128	PK20R11	3297	SK20R11	4504	PK20TT	4702	IK20TT	5304	IK20	0.044
2010	L4-2.5	2ARFE		6076	K16HPR-U11			3417	SK16HR11	4505	PKH16TT	4703	IKH16TT	5343	IKH16	0.044
2009-2002	L4-2.4	2AZFE		3139	K20R-U11	3128	PK20R11	3297	SK20R11	4504	PK20TT	4702	IK20TT	5304	IK20	0.044
2006-2004	V6-3.3	3MZFE		3139	K20R-U11	3128	PK20R11	3297	SK20R11	4504	PK20TT	4702	IK20TT	5304	IK20	0.044
2006-2002	V6-3.0	1MZFE		3139	K20R-U11	3128	PK20R11	3297	SK20R11	4504	PK20TT	4702	IK20TT	5304	IK20	0.044
2001-2000	L4-2.2	5SFNE		3195	K20TR11	3253	PK20TR11			4504	PK20TT	4702	IK20TT	5304	IK20	0.044
2001-1997	L4-2.2	5SFE		3195	K20TR11	3253	PK20TR11			4504	PK20TT	4702	IK20TT	5304	IK20	0.044
2001-1996	V6-3.0	1MZFE		3195	K20TR11	3253	PK20TR11			4504	PK20TT	4702	IK20TT	5304	IK20	0.044
1996-1992	L4-2.2	5SFE		3139	K20R-U11	3128	PK20R11	3297	SK20R11	4504	PK20TT	4702	IK20TT	5304	IK20	0.044
1995-1994	V6-3.0	1MZFE		3139	K20R-U11	3128	PK20R11	3297	SK20R11	4504	PK20TT	4702	IK20TT	5304	IK20	0.044
1995	V6-3.0	G										4702	IK20TT			0.040
1994	V6-3.0	G				3128	PK20R11			4504	PK20TT	4702	IK20TT	5304	IK20	0.044
1993-1992	V6-3.0	3VZFE		3009	Q20R-U11	3117	PQ20R			4508	PQ20TT	4707	IQ20TT	5302	IQ20	0.044
1993	L4-2.2	S				3128	PK20R11			4504	PK20TT	4702	IK20TT	5304	IK20	0.044
1993	V6-3.0	V		3119	K16R-U	3301	PK16R8	3435	SK16PR-F8	4503	PK16TT	4701	IK16TT	5303	IK16	0.032
1991-1988	V6-2.5	2VZFE		3009	Q20R-U11	3117	PQ20R			4508	PQ20TT	4707	IQ20TT	5302	IQ20	0.044



YEAR ANNEE AÑO	CYL	ENGINE MOTEUR MOTOR	NOTES/NOTAS	OE Types						Twin-Tip (TT) Technology				High Performance		GAP ECART. BRECHA	
				U-GROOVE (Standard)		DOUBLE PLATINUM		IRIDIUM LONG-LIFE		PLATINUM TT		IRIDIUM TT		IRIDIUM POWER / IRIDIUM RACING			
				STOCK STOCK BOLSA	PLUG BOUGIE BUJIA	STOCK STOCK BOLSA	PLUG BOUGIE BUJIA	STOCK STOCK BOLSA	PLUG BOUGIE BUJIA	STOCK STOCK BOLSA	PLUG BOUGIE BUJIA	STOCK STOCK BOLSA	PLUG BOUGIE BUJIA	STOCK STOCK BOLSA	PLUG BOUGIE BUJIA		
TOYOTA [continued]																	
CAMRY [continued]																	
1991-1987	L4-2.0	3SFE		3006	Q16R-U11	3005	PQ16R				4507	PQ16TT	4706	IQ16TT	5301	IQ16	0.044
1986-1983	L4-2.0	2SELC		3032	W16EXR-U11	3004	P16R				4501	PW16TT	4708	IW16TT	5305	IW16	0.044
CARINA																	
1973-1972	L4-1.6	2TC		3031	W16EXR-U	3004	P16R				4501	PW16TT	4708	IW16TT	5305	IW16	0.032
CELICA																	
2005-2000	L4-1.8	2ZZGE		3139	K20R-U11	3128	PK20R11	3297	SK20R11	4504	PK20TT	4702	IK20TT	5304	IK20	0.044	
2005	L4-1.8	1ZZFE		3120	K16R-U11	3134	PK16R11	3324	SK16R11	4503	PK16TT	4701	IK16TT	5303	IK16	0.044	
2004-2000	L4-1.8	1ZZFE		3120	K16R-U11	3134	PK16R11	3324	SK16R11	4503	PK16TT	4701	IK16TT	5303	IK16	0.044	
1999-1992	L4-2.2	5SFE		3139	K20R-U11	3128	PK20R11	3297	SK20R11	4504	PK20TT	4702	IK20TT	5304	IK20	0.044	
1997-1994	L4-1.8	7AFE		3119	K16R-U	3301	PK16R8	3435	SK16PR-F8	4503	PK16TT	4701	IK16TT	5303	IK16	0.032	
1995-1994	L4-1.8	A		3119	K16R-U	3301	PK16R8	3435	SK16PR-F8							0.032	
1993-1990	L4-1.6	4AFE		3129	Q16R-U	3123	PQ16R8			4507	PQ16TT	4706	IQ16TT	5301	IQ16	0.032	
1993-1990	L4-2.0	3SGTE	T	3122	K20R-U	3127	PK20R8	3403	SK20PR-A8	4504	PK20TT	4702	IK20TT	5304	IK20	0.032	
1991-1990	L4-2.2	5SFE		3120	K16R-U11	3134	PK16R11	3324	SK16R11	4503	PK16TT	4701	IK16TT	5303	IK16	0.044	
1989-1988	L4-2.0	3SGTE	T	3129	Q16R-U	3123	PQ16R8			4507	PQ16TT	4706	IQ16TT	5301	IQ16	0.032	
1989-1987	L4-2.0	3SFE		3006	Q16R-U11	3005	PQ16R			4507	PQ16TT	4706	IQ16TT	5301	IQ16	0.044	
1989-1986	L4-2.0	3SGELC		3006	Q16R-U11	3005	PQ16R			4507	PQ16TT	4706	IQ16TT	5301	IQ16	0.044	
1986-1982	L6-2.8	5MGE		3031	W16EXR-U	3004	P16R			4501	PW16TT	4708	IW16TT	5305	IW16	0.044	
1986	L4-2.0	2SELC		3032	W16EXR-U11	3004	P16R			4501	PW16TT	4708	IW16TT	5305	IW16	0.044	
1985-1983	L4-2.4	22REC		3031	W16EXR-U	3004	P16R			4501	PW16TT	4708	IW16TT	5305	IW16	0.032	
1983-1981	L4-2.4	22R		3031	W16EXR-U	3004	P16R			4501	PW16TT	4708	IW16TT	5305	IW16	0.032	
1981	L6-2.8	5ME		3031	W16EXR-U	3004	P16R			4501	PW16TT	4708	IW16TT	5305	IW16	0.032	
1980-1979	L6-2.6	4ME		3031	W16EXR-U	3004	P16R			4501	PW16TT	4708	IW16TT	5305	IW16	0.032	
1980-1975	L4-2.2	20R		3031	W16EXR-U	3004	P16R			4501	PW16TT	4708	IW16TT	5305	IW16	0.032	
1974-1973	L4-2.0	18RC		3031	W16EXR-U	3004	P16R			4501	PW16TT	4708	IW16TT	5305	IW16	0.032	
1972	L4-2.0	18RC		3066	W20EXR-U	3229	P20R8			4502	PW20TT	4709	IW20TT	5306	IW20	0.032	
1971	L4-1.9	8RC		3066	W20EXR-U	3229	P20R8			4502	PW20TT	4709	IW20TT	5306	IW20	0.032	
COROLLA																	
2015-2014	L4-1.8	2ZRFAE						3444	SC20HR11			4711	IXEH20TT			0.044	
2015-2013	L4-1.8	2ZRFE						3444	SC20HR11			4711	IXEH20TT			0.044	
2012-2009	L4-1.8	2ZRFE						3444	SC20HR11							0.044	
2010-2009	L4-2.4	2AZFE		3139	K20R-U11	3128	PK20R11	3297	SK20R11	4504	PK20TT	4702	IK20TT	5304	IK20	0.044	
2008-2005	L4-1.8	1ZZFE		3120	K16R-U11	3134	PK16R11	3324	SK16R11	4503	PK16TT	4701	IK16TT	5303	IK16	0.044	
2006-2005	L4-1.8	2ZZGE		3139	K20R-U11	3128	PK20R11	3297	SK20R11	4504	PK20TT	4702	IK20TT	5304	IK20	0.044	
2004-2000	L4-1.8	1ZZFE		3120	K16R-U11	3134	PK16R11	3324	SK16R11	4503	PK16TT	4701	IK16TT	5303	IK16	0.044	
1999-1998	L4-1.8	1ZZFE		3194	K16TR11	3289	PK16TR11			4503	PK16TT	4701	IK16TT	5303	IK16	0.044	
1997-1993	L4-1.8	7AFE		3119	K16R-U	3301	PK16R8	3435	SK16PR-F8	4503	PK16TT	4701	IK16TT	5303	IK16	0.032	
1997	L4-1.6	4AFE	Base,	3119	K16R-U	3301	PK16R8	3435	SK16PR-F8			4701	IK16TT	5303	IK16	0.032	
1997	L4-1.6	4AFE	DX,	3119	K16R-U	3301	PK16R8	3435	SK16PR-F8	4503	PK16TT	4701	IK16TT	5303	IK16	0.032	
1996	L4-1.6	4AFE		3119	K16R-U	3301	PK16R8	3435	SK16PR-F8	4503	PK16TT	4701	IK16TT	5303	IK16	0.032	
1995-1993	L4-1.6	4AFE		3119	K16R-U	3301	PK16R8	3435	SK16PR-F8	4503	PK16TT	4701	IK16TT	5303	IK16	0.032	



YEAR ANNEE AÑO	CYL	ENGINE MOTEUR MOTOR	NOTES/NOTAS	OE Types						Twin-Tip (TT) Technology				High Performance		GAP ECART. BRECHA
				U-GROOVE (Standard)		DOUBLE PLATINUM		IRIDIUM LONG-LIFE		PLATINUM TT		IRIDIUM TT		IRIDIUM POWER / IRIDIUM RACING		
				STOCK STOCK BOLSA	PLUG BOUGIE BUJIA	STOCK STOCK BOLSA	PLUG BOUGIE BUJIA	STOCK STOCK BOLSA	PLUG BOUGIE BUJIA	STOCK STOCK BOLSA	PLUG BOUGIE BUJIA	STOCK STOCK BOLSA	PLUG BOUGIE BUJIA	STOCK STOCK BOLSA	PLUG BOUGIE BUJIA	
TOYOTA [continued]																
COROLLA [continued]																
1992	L4-1.6	A		3129	Q16R-U	3123	PQ16R8			4507	PQ16TT	4706	IQ16TT	5301	IQ16	0.032
1992	L4-1.6	4AFE		3129	Q16R-U	3123	PQ16R8			4507	PQ16TT	4706	IQ16TT	5301	IQ16	0.032
1991-1990	L4-1.6	4AGE		3122	K20R-U	3127	PK20R8	3403	SK20PR-A8	4504	PK20TT	4702	IK20TT	5304	IK20	0.032
1991-1988	L4-1.6	4AFE		3129	Q16R-U	3123	PQ16R8			4507	PQ16TT	4706	IQ16TT	5301	IQ16	0.032
1989-1988	L4-1.6	4AF		3006	Q16R-U11	3005	PQ16R			4507	PQ16TT	4706	IQ16TT	5301	IQ16	0.044
1989-1988	L4-1.6	4AGE		3006	Q16R-U11	3005	PQ16R			4507	PQ16TT	4706	IQ16TT	5301	IQ16	0.044
1989	L4-1.6	A		3129	Q16R-U	3123	PQ16R8									0.032
1988-1987	L4-1.6	4AGELC		3006	Q16R-U11	3005	PQ16R			4507	PQ16TT	4706	IQ16TT	5301	IQ16	0.044
1988-1984	L4-1.6	4ALC		3032	W16EXR-U11	3004	P16R			4501	PW16TT	4708	IW16TT	5305	IW16	0.044
1987-1985	L4-1.6	4AGEC		3006	Q16R-U11	3005	PQ16R			4507	PQ16TT	4706	IQ16TT	5301	IQ16	0.044
1987-1983	L4-1.6	4AC		3032	W16EXR-U11	3004	P16R			4501	PW16TT	4708	IW16TT	5305	IW16	0.044
1982-1980	L4-1.8	3TC		3032	W16EXR-U11	3004	P16R			4501	PW16TT	4708	IW16TT	5305	IW16	0.044
1979-1977	L4-1.2	3KC		3031	W16EXR-U	3004	P16R			4501	PW16TT	4708	IW16TT	5305	IW16	0.032
1979-1971	L4-1.6	2TC		3031	W16EXR-U	3004	P16R			4501	PW16TT	4708	IW16TT	5305	IW16	0.032
1974-1969	L4-1.2	3KC		3031	W16EXR-U	3004	P16R			4501	PW16TT	4708	IW16TT	5305	IW16	0.032
CORONA																
1982-1981	L4-2.4	22R		3031	W16EXR-U	3004	P16R			4501	PW16TT	4708	IW16TT	5305	IW16	0.032
1980-1975	L4-2.2	20R		3031	W16EXR-U	3004	P16R			4501	PW16TT	4708	IW16TT	5305	IW16	0.032
1974-1972	L4-2.0	18RC		3066	W20EXR-U	3229	P20R8			4502	PW20TT	4709	IW20TT	5306	IW20	0.032
1972	L4-2.0	18RC	Mark II,	3031	W16EXR-U	3004	P16R			4501	PW16TT	4708	IW16TT	5305	IW16	0.032
1971-1967	L4-1.9	8R		3066	W20EXR-U	3229	P20R8			4502	PW20TT	4709	IW20TT	5306	IW20	0.032
1971-1967	L4-1.9	8RC		3066	W20EXR-U	3229	P20R8			4502	PW20TT	4709	IW20TT	5306	IW20	0.032
1970-1967	L4-1.9	3RC		3066	W20EXR-U	3229	P20R8			4502	PW20TT	4709	IW20TT	5306	IW20	0.032
CRESSIDA																
1992-1989	L6-3.0	7MGE		3006	Q16R-U11	3005	PQ16R			4507	PQ16TT	4706	IQ16TT	5301	IQ16	0.044
1988-1983	L6-2.8	5MGE		3031	W16EXR-U	3004	P16R			4501	PW16TT	4708	IW16TT	5305	IW16	0.044
1982-1981	L6-2.8	5ME		3031	W16EXR-U	3004	P16R			4501	PW16TT	4708	IW16TT	5305	IW16	0.032
1980	L6-2.6	4ME		3031	W16EXR-U	3004	P16R			4501	PW16TT	4708	IW16TT	5305	IW16	0.032
1979-1978	L6-2.6	4M		3031	W16EXR-U	3004	P16R			4501	PW16TT	4708	IW16TT	5305	IW16	0.032
CROWN																
1971	L6-2.6	4M		3031	W16EXR-U	3004	P16R			4501	PW16TT	4708	IW16TT	5305	IW16	0.032
1970-1967	L6-2.3	2M		3031	W16EXR-U	3004	P16R			4501	PW16TT	4708	IW16TT	5305	IW16	0.032
ECHO																
2005	L4-1.5	1NZFE		3119	K16R-U	3301	PK16R8	3435	SK16PR-F8	4503	PK16TT	4701	IK16TT	5303	IK16	0.032
2004-2001	L4-1.5	1NZFE		3119	K16R-U	3301	PK16R8	3435	SK16PR-F8	4503	PK16TT	4701	IK16TT	5303	IK16	0.032
2000	L4-1.5	1NZFE		3120	K16R-U11	3134	PK16R11	3324	SK16R11	4503	PK16TT	4701	IK16TT	5303	IK16	0.044
FJ CRUISER																
2014	V6-4.0	1GRFE						3417	SK16HR11	4505	PKH16TT	4703	IKH16TT	5343	IKH16	0.044
2013	V6-4.0	1GRFE						3421	SK20HR11	4506	PKH20TT	4704	IKH20TT	5344	IKH20	0.044
2012-2011	V6-4.0	1GRFE						3421	SK20HR11			4704	IKH20TT	5344	IKH20	0.044



YEAR ANEE AÑO	CYL	ENGINE MOTEUR MOTOR	NOTES/NOTAS	OE Types						Twin-Tip (TT) Technology				High Performance		GAP ECART. BRECHA
				U-GROOVE (Standard)		DOUBLE PLATINUM		IRIDIUM LONG-LIFE		PLATINUM TT		IRIDIUM TT		IRIDIUM POWER / IRIDIUM RACING		
				STOCK STOCK BOLSA	PLUG BOUGIE BUJIA	STOCK STOCK BOLSA	PLUG BOUGIE BUJIA	STOCK STOCK BOLSA	PLUG BOUGIE BUJIA	STOCK STOCK BOLSA	PLUG BOUGIE BUJIA	STOCK STOCK BOLSA	PLUG BOUGIE BUJIA	STOCK STOCK BOLSA	PLUG BOUGIE BUJIA	
TOYOTA [continued]																
FJ CRUISER [continued]																
2010-2007	V6-4.0	1GRFE		3381	K20HR-U11			3421	SK20HR11	4506	PKH20TT	4704	IKH20TT	5344	IKH20	0.044
HIGHLANDER																
2015-2013	L4-2.7	1ARFE						3417	SK16HR11	4505	PKH16TT	4703	IKH16TT	5343	IKH16	0.044
2015-2013	V6-3.5	2GRFE						3426	FK20HR11			4704	IKH20TT	5344	IKH20	0.044
2015-2013	V6-3.5	2GRFXE						3426	FK20HR11			4704	IKH20TT	5344	IKH20	0.044
2012-2011	L4-2.7	1ARFE						3417	SK16HR11			4703	IKH16TT	5343	IKH16	0.044
2012-2011	V6-3.5	2GRFXE						3426	FK20HR11							0.044
2012-2008	V6-3.5	2GRFE						3426	FK20HR11							0.044
2010-2009	L4-2.7	1ARFE		6076	K16HPR-U11			3417	SK16HR11	4505	PKH16TT	4703	IKH16TT	5343	IKH16	0.044
2010-2004	V6-3.3	3MZFE		3139	K20R-U11	3128	PK20R11	3297	SK20R11	4504	PK20TT	4702	IK20TT	5304	IK20	0.044
2007-2001	L4-2.4	2AZFE		3139	K20R-U11	3128	PK20R11	3297	SK20R11	4504	PK20TT	4702	IK20TT	5304	IK20	0.044
2003-2001	V6-3.0	1MZFE		3139	K20R-U11	3128	PK20R11	3297	SK20R11	4504	PK20TT	4702	IK20TT	5304	IK20	0.044
LAND CRUISER																
2015-2013	V8-5.7	3URFE						3421	SK20HR11	4506	PKH20TT	4704	IKH20TT	5344	IKH20	0.044
2011	V8-5.7	3URFE						3421	SK20HR11			4704	IKH20TT	5344	IKH20	0.044
2010	V8-5.7	3URFE		3381	K20HR-U11			3421	SK20HR11	4506	PKH20TT	4704	IKH20TT	5344	IKH20	0.044
2009-2008	V8-5.7	3URFE						3421	SK20HR11	4506	PKH20TT	4704	IKH20TT	5344	IKH20	0.044
2007-1998	V8-4.7	2UZFE		3139	K20R-U11	3128	PK20R11	3297	SK20R11	4504	PK20TT	4702	IK20TT	5304	IK20	0.044
1997-1993	L6-4.5	1FZFE		3119	K16R-U	3301	PK16R8	3435	SK16PR-F8	4503	PK16TT	4701	IK16TT	5303	IK16	0.032
1992-1991	L6-4.0	3FE		3032	W16EXR-U11	3004	P16R			4501	PW16TT	4708	IW16TT	5305	IW16	0.044
1990	L6-4.0	3FE		3032	W16EXR-U11	3004	P16R			4501	PW16TT	4708	IW16TT	5305	IW16	0.044
1989-1988	L6-4.0	3FE		3031	W16EXR-U	3004	P16R			4501	PW16TT	4708	IW16TT	5305	IW16	0.032
1987-1975	L6-4.2	2F		3013	W14EXR-U											0.032
1974-1973	L6-3.9	F		3013	W14EXR-U											0.032
1972-1969	L6-3.9	FJ		3013	W14EXR-U											0.032
1968-1967	L6-3.9	F		3013	W14EXR-U											0.032
MARK II																
1976-1973	L6-2.6	4M		3031	W16EXR-U	3004	P16R			4501	PW16TT	4708	IW16TT	5305	IW16	0.032
1972	L6-2.3	2M		3031	W16EXR-U	3004	P16R			4501	PW16TT	4708	IW16TT	5305	IW16	0.032
MATRIX																
2014-2013	L4-1.8	2ZRFE						3444	SC20HR11			4711	IXEH20TT			0.044
2013	L4-2.4	2AZFE						3324	SK16R11	4503	PK16TT	4701	IK16TT	5303	IK16	0.044
2012-2011	L4-2.4	2AZFE						3297	SK20R11			4702	IK20TT	5304	IK20	0.044
2011-2009	L4-1.8	2ZRFE						3444	SC20HR11							0.044
2010-2009	L4-2.4	2AZFE		3139	K20R-U11	3128	PK20R11	3297	SK20R11	4504	PK20TT	4702	IK20TT	5304	IK20	0.044
2008-2007	L4-1.8	1ZZFE		3120	K16R-U11	3134	PK16R11	3324	SK16R11	4503	PK16TT	4701	IK16TT	5303	IK16	0.044
2006-2003	L4-1.8	1ZZFE		3120	K16R-U11	3134	PK16R11	3324	SK16R11	4503	PK16TT	4701	IK16TT	5303	IK16	0.044
2006-2003	L4-1.8	2ZZGE		3139	K20R-U11	3128	PK20R11	3297	SK20R11	4504	PK20TT	4702	IK20TT	5304	IK20	0.044
MR2																
1995-1992	L4-2.2	5SFE		3139	K20R-U11	3128	PK20R11	3297	SK20R11	4504	PK20TT	4702	IK20TT	5304	IK20	0.044



YEAR ANNEE AÑO	CYL	ENGINE MOTEUR MOTOR	NOTES/NOTAS	OE Types						Twin-Tip (TT) Technology				High Performance		GAP ECART. BRECHA
				U-GROOVE (Standard)		DOUBLE PLATINUM		IRIDIUM LONG-LIFE		PLATINUM TT		IRIDIUM TT		IRIDIUM POWER / IRIDIUM RACING		
				STOCK STOCK BOLSA	PLUG BOUGIE BUJIA	STOCK STOCK BOLSA	PLUG BOUGIE BUJIA	STOCK STOCK BOLSA	PLUG BOUGIE BUJIA	STOCK STOCK BOLSA	PLUG BOUGIE BUJIA	STOCK STOCK BOLSA	PLUG BOUGIE BUJIA	STOCK STOCK BOLSA	PLUG BOUGIE BUJIA	
TOYOTA [continued]																
MR2 [continued]																
1995-1991	L4-2.0	3SGTE	T	3122	K20R-U	3127	PK20R8	3403	SK20PR-A8	4504	PK20TT	4702	IK20TT	5304	IK20	0.032
1991	L4-2.2	5SFE		3120	K16R-U11	3134	PK16R11	3324	SK16R11	4503	PK16TT	4701	IK16TT	5303	IK16	0.044
1989-1988	L4-1.6	4AGZE	S	3009	Q20R-U11	3117	PQ20R			4508	PQ20TT	4707	IQ20TT	5302	IQ20	0.044
1989-1985	L4-1.6	4AGELC		3006	Q16R-U11	3005	PQ16R			4507	PQ16TT	4706	IQ16TT	5301	IQ16	0.044
MR2 SPYDER																
2005-2000	L4-1.8	1ZZFE		3120	K16R-U11	3134	PK16R11	3324	SK16R11	4503	PK16TT	4701	IK16TT	5303	IK16	0.044
PASEO																
1999	L4-1.5	5EFE		3194	K16TR11	3289	PK16TR11			4503	PK16TT	4701	IK16TT	5303	IK16	0.044
1998	L4-1.5	5EFE		3194	K16TR11	3289	PK16TR11			4503	PK16TT	4701	IK16TT	5303	IK16	0.044
1997-1996	L4-1.5	5EFE		3194	K16TR11	3289	PK16TR11			4503	PK16TT	4701	IK16TT	5303	IK16	0.044
1995-1992	L4-1.5	5EFE		3120	K16R-U11	3134	PK16R11	3324	SK16R11	4503	PK16TT	4701	IK16TT	5303	IK16	0.044
PICKUP																
1995-1989	L4-2.4	22RE		3031	W16EXR-U	3004	P16R			4501	PW16TT	4708	IW16TT	5305	IW16	0.032
1995-1989	V6-3.0	3VZE		3119	K16R-U	3301	PK16R8	3435	SK16PR-F8	4503	PK16TT	4701	IK16TT	5303	IK16	0.032
1990-1981	L4-2.4	22R		3031	W16EXR-U	3004	P16R			4501	PW16TT	4708	IW16TT	5305	IW16	0.032
1988-1985	L4-2.4	22RTEC	T	3031	W16EXR-U	3004	P16R			4501	PW16TT	4708	IW16TT	5305	IW16	0.032
1988-1984	L4-2.4	22REC		3031	W16EXR-U	3004	P16R			4501	PW16TT	4708	IW16TT	5305	IW16	0.032
1988	V6-3.0	3VZE		3129	Q16R-U	3123	PQ16R8			4507	PQ16TT	4706	IQ16TT	5301	IQ16	0.032
1987-1985	L4-2.4	R		3031	W16EXR-U	3004	P16R			4501	PW16TT	4708	IW16TT	5305	IW16	0.032
1980-1975	L4-2.2	20R		3031	W16EXR-U	3004	P16R			4501	PW16TT	4708	IW16TT	5305	IW16	0.032
1974	L4-2.0	18RC		3031	W16EXR-U	3004	P16R			4501	PW16TT	4708	IW16TT	5305	IW16	0.032
1973-1972	L4-2.0	18RC		3066	W20EXR-U	3229	P20R8			4502	PW20TT	4709	IW20TT	5306	IW20	0.032
1971-1970	L4-1.9	8RC		3066	W20EXR-U	3229	P20R8			4502	PW20TT	4709	IW20TT	5306	IW20	0.032
1970-1969	L4-1.9	3RC		3066	W20EXR-U	3229	P20R8			4502	PW20TT	4709	IW20TT	5306	IW20	0.032
PREVIA																
1997-1995	L4-2.4	2TZFE	S	3139	K20R-U11	3128	PK20R11	3297	SK20R11	4504	PK20TT	4702	IK20TT	5304	IK20	0.044
1995-1991	L4-2.4	2TZFE		3120	K16R-U11	3134	PK16R11	3324	SK16R11	4503	PK16TT	4701	IK16TT	5303	IK16	0.044
1994	L4-2.4	2TZFE	S	3120	K16R-U11	3134	PK16R11	3324	SK16R11	4503	PK16TT	4701	IK16TT	5303	IK16	0.044
PRIUS																
2015-2013	L4-1.8	2ZRFXE						3444	SC20HR11			4711	IXEH20TT			0.044
2012-2010	L4-1.8	2ZRFXE						3444	SC20HR11							0.044
2009-2008	L4-1.5	1NZFXE		3120	K16R-U11	3134	PK16R11	3324	SK16R11	4503	PK16TT	4701	IK16TT	5303	IK16	0.044
2007	L4-1.5	1NZFXE		3120	K16R-U11	3134	PK16R11	3324	SK16R11	4503	PK16TT	4701	IK16TT	5303	IK16	0.044
2006-2001	L4-1.5	1NZFXE		3120	K16R-U11	3134	PK16R11	3324	SK16R11	4503	PK16TT	4701	IK16TT	5303	IK16	0.044
PRIUS C																
2015-2013	L4-1.5	1NZFXE						3485	FK16R-A8	4503	PK16TT	4701	IK16TT	5303	IK16	0.032
2012	L4-1.5	1NZFXE						3485	FK16R-A8							0.032
PRIUS V																
2015-2013	L4-1.8	2ZRFXE						3444	SC20HR11			4711	IXEH20TT			0.044
2012	L4-1.8	2ZRFXE						3444	SC20HR11							0.044



YEAR ANNEE AÑO	CYL	ENGINE MOTEUR MOTOR	NOTES/NOTAS	OE Types						Twin-Tip (TT) Technology				High Performance		GAP ECART. BRECHA	
				U-GROOVE (Standard)		DOUBLE PLATINUM		IRIDIUM LONG-LIFE		PLATINUM TT		IRIDIUM TT		IRIDIUM POWER / IRIDIUM RACING			
				STOCK STOCK BOLSA	PLUG BOUGIE BUJIA	STOCK STOCK BOLSA	PLUG BOUGIE BUJIA	STOCK STOCK BOLSA	PLUG BOUGIE BUJIA	STOCK STOCK BOLSA	PLUG BOUGIE BUJIA	STOCK STOCK BOLSA	PLUG BOUGIE BUJIA	STOCK STOCK BOLSA	PLUG BOUGIE BUJIA		
TOYOTA [continued]																	
RAV4																	
2015-2013	L4-2.5	2ARFE							3417	SK16HR11	4505	PKH16TT	4703	IKH16TT	5343	IKH16	0.044
2012-2011	L4-2.5	2ARFE							3417	SK16HR11			4703	IKH16TT	5343	IKH16	0.044
2012-2006	V6-3.5	2GRFE							3426	FK20HR11							0.044
2010-2009	L4-2.5	2ARFE		6076	K16HPR-U11				3417	SK16HR11	4505	PKH16TT	4703	IKH16TT	5343	IKH16	0.044
2008-2004	L4-2.4	2AZFE		3139	K20R-U11	3128	PK20R11		3297	SK20R11	4504	PK20TT	4702	IK20TT	5304	IK20	0.044
2003-2001	L4-2.0	1AZFE		3139	K20R-U11	3128	PK20R11		3297	SK20R11	4504	PK20TT	4702	IK20TT	5304	IK20	0.044
2000-1998	L4-2.0	3SFE		3195	K20TR11	3253	PK20TR11				4504	PK20TT	4702	IK20TT	5304	IK20	0.044
1997-1996	L4-2.0	3SFE		3139	K20R-U11	3128	PK20R11		3297	SK20R11	4504	PK20TT	4702	IK20TT	5304	IK20	0.044
SEQUOIA																	
2015-2013	V8-5.7	3URFBE							3421	SK20HR11	4506	PKH20TT	4704	IKH20TT	5344	IKH20	0.044
2015-2013	V8-5.7	3URFE							3421	SK20HR11	4506	PKH20TT	4704	IKH20TT	5344	IKH20	0.044
2012-2011	V8-4.6	1URFE							3421	SK20HR11			4704	IKH20TT	5344	IKH20	0.044
2012-2011	V8-5.7	3URFBE							3421	SK20HR11			4704	IKH20TT	5344	IKH20	0.044
2012-2011	V8-5.7	3URFE							3421	SK20HR11			4704	IKH20TT	5344	IKH20	0.044
2010	V8-4.6	1URFE		3381	K20HR-U11				3421	SK20HR11	4506	PKH20TT	4704	IKH20TT	5344	IKH20	0.044
2010	V8-5.7	3URFBE		3381	K20HR-U11				3421	SK20HR11	4506	PKH20TT	4704	IKH20TT	5344	IKH20	0.044
2010	V8-5.7	3URFE		3381	K20HR-U11				3421	SK20HR11	4506	PKH20TT	4704	IKH20TT	5344	IKH20	0.044
2009-2008	V8-5.7	3URFE							3421	SK20HR11	4506	PKH20TT	4704	IKH20TT	5344	IKH20	0.044
2009-2005	V8-4.7	2UZFE		3139	K20R-U11	3128	PK20R11		3297	SK20R11	4504	PK20TT	4702	IK20TT	5304	IK20	0.044
2009	V8-5.7	3URFBE							3421	SK20HR11	4506	PKH20TT	4704	IKH20TT	5344	IKH20	0.044
2004-2001	V8-4.7	2UZFE		3122	K20R-U	3127	PK20R8		3403	SK20PR-A8	4504	PK20TT	4702	IK20TT	5304	IK20	0.032
SIENNA																	
2015-2013	V6-3.5	2GRFE							3426	FK20HR11			4704	IKH20TT	5344	IKH20	0.044
2013	L4-2.7	1ARFE							3417	SK16HR11	4505	PKH16TT	4703	IKH16TT	5343	IKH16	0.044
2012-2011	L4-2.7	1ARFE							3417	SK16HR11			4703	IKH16TT	5343	IKH16	0.044
2012-2007	V6-3.5	2GRFE							3426	FK20HR11							0.044
2006-2004	V6-3.3	3MZFE		3139	K20R-U11	3128	PK20R11		3297	SK20R11	4504	PK20TT	4702	IK20TT	5304	IK20	0.044
2003-2001	V6-3.0	1MZFE		3139	K20R-U11	3128	PK20R11		3297	SK20R11	4504	PK20TT	4702	IK20TT	5304	IK20	0.044
2000	V6-3.0	1MZFE		3194	K16TR11	3289	PK16TR11				4503	PK16TT	4701	IK16TT	5303	IK16	0.044
1999-1998	V6-3.0	1MZFE		3195	K20TR11	3253	PK20TR11				4504	PK20TT	4702	IK20TT	5304	IK20	0.044
SOLARA																	
2008-2004	V6-3.3	3MZFE		3139	K20R-U11	3128	PK20R11		3297	SK20R11	4504	PK20TT	4702	IK20TT	5304	IK20	0.044
2008	L4-2.4	2AZFE		3139	K20R-U11	3128	PK20R11		3297	SK20R11	4504	PK20TT	4702	IK20TT	5304	IK20	0.044
2006-2002	L4-2.4	2AZFE		3139	K20R-U11	3128	PK20R11		3297	SK20R11	4504	PK20TT	4702	IK20TT	5304	IK20	0.044
2003-1999	V6-3.0	1MZFE		3195	K20TR11	3253	PK20TR11				4504	PK20TT	4702	IK20TT	5304	IK20	0.044
2001-2000	L4-2.2	5SFE		3195	K20TR11	3253	PK20TR11				4504	PK20TT	4702	IK20TT	5304	IK20	0.044
1999	L4-2.2	5SFE		3195	K20TR11	3253	PK20TR11				4504	PK20TT	4702	IK20TT	5304	IK20	0.044
STARLET																	
1984-1983	L4-1.3	4KE		3032	W16EXR-U11	3004	P16R				4501	PW16TT	4708	IW16TT	5305	IW16	0.044
1982-1981	L4-1.3	4KC		3031	W16EXR-U	3004	P16R				4501	PW16TT	4708	IW16TT	5305	IW16	0.032



YEAR ANNEE AÑO	CYL	ENGINE MOTEUR MOTOR	NOTES/NOTAS	OE Types						Twin-Tip (TT) Technology				High Performance		GAP ECART. BRECHA
				U-GROOVE (Standard)		DOUBLE PLATINUM		IRIDIUM LONG-LIFE		PLATINUM TT		IRIDIUM TT		IRIDIUM POWER / IRIDIUM RACING		
				STOCK STOCK BOLSA	PLUG BOUGIE BUJIA	STOCK STOCK BOLSA	PLUG BOUGIE BUJIA	STOCK STOCK BOLSA	PLUG BOUGIE BUJIA	STOCK STOCK BOLSA	PLUG BOUGIE BUJIA	STOCK STOCK BOLSA	PLUG BOUGIE BUJIA	STOCK STOCK BOLSA	PLUG BOUGIE BUJIA	
TOYOTA [continued]																
SUPRA																
1998-1993	L6-3.0	2JZGE		3120	K16R-U11	3134	PK16R11	3324	SK16R11	4503	PK16TT	4701	IK16TT	5303	IK16	0.044
1998-1993	L6-3.0	2JZGTE	T	3139	K20R-U11	3128	PK20R11	3297	SK20R11	4504	PK20TT	4702	IK20TT	5304	IK20	0.044
1992-1987	L6-3.0	7MGTE	T			3113	PQ20R-P8			4508	PQ20TT	4707	IQ20TT	5302	IQ20	0.032
1992-1986	L6-3.0	7MGE		3006	Q16R-U11	3005	PQ16R			4507	PQ16TT	4706	IQ16TT	5301	IQ16	0.044
T100																
1998-1995	V6-3.4	5VZFE		3194	K16TR11	3289	PK16TR11			4503	PK16TT	4701	IK16TT	5303	IK16	0.044
1998-1994	L4-2.7	3RZFE		3119	K16R-U	3301	PK16R8	3435	SK16PR-F8	4503	PK16TT	4701	IK16TT	5303	IK16	0.032
1994-1993	V6-3.0	3VZE		3119	K16R-U	3301	PK16R8	3435	SK16PR-F8	4503	PK16TT	4701	IK16TT	5303	IK16	0.032
TACOMA																
2015-2013	V6-4.0	1GRFE		3381	K20HR-U11					4506	PKH20TT	4704	IKH20TT	5344	IKH20	0.044
2015	L4-2.7	2TRFE						3493	SK20HR-A11	4506	PKH20TT	4704	IKH20TT	5344	IKH20	0.044
2014	L4-2.7	2TRFE												5344	IKH20	0.044
2014	L4-2.7	2TRFE	From 06/2013,					3493	SK20HR-A11	4506	PKH20TT	4704	IKH20TT			0.044
2014	L4-2.7	2TRFE	To 06/2013,					3421	SK20HR11	4506	PKH20TT	4704	IKH20TT			0.044
2013	L4-2.7	2TRFE						3421	SK20HR11	4506	PKH20TT	4704	IKH20TT	5344	IKH20	0.044
2012-2011	L4-2.7	2TRFE						3421	SK20HR11			4704	IKH20TT	5344	IKH20	0.044
2012-2005	V6-4.0	1GRFE		3381	K20HR-U11			3421	SK20HR11	4506	PKH20TT	4704	IKH20TT	5344	IKH20	0.044
2010	L4-2.7	2TRFE		3381	K20HR-U11			3421	SK20HR11	4506	PKH20TT	4704	IKH20TT	5344	IKH20	0.044
2009-2008	L4-2.7	2TRFE						3421	SK20HR11	4506	PKH20TT	4704	IKH20TT	5344	IKH20	0.044
2007-2005	L4-2.7	2TRFE		3381	K20HR-U11			3421	SK20HR11	4506	PKH20TT	4704	IKH20TT	5344	IKH20	0.044
2004-2001	L4-2.4	2RZFE		3120	K16R-U11	3134	PK16R11	3324	SK16R11	4503	PK16TT	4701	IK16TT	5303	IK16	0.044
2004-2001	L4-2.7	3RZFE		3120	K16R-U11	3134	PK16R11	3324	SK16R11	4503	PK16TT	4701	IK16TT	5303	IK16	0.044
2004-1995	V6-3.4	5VZFE		3194	K16TR11	3289	PK16TR11			4503	PK16TT	4701	IK16TT	5303	IK16	0.044
2000	L4-2.4	2RZFE		3119	K16R-U	3301	PK16R8	3435	SK16PR-F8	4503	PK16TT	4701	IK16TT	5303	IK16	0.032
2000	L4-2.7	3RZFE		3119	K16R-U	3301	PK16R8	3435	SK16PR-F8	4503	PK16TT	4701	IK16TT	5303	IK16	0.032
1999-1995	L4-2.4	2RZFE		3119	K16R-U	3301	PK16R8	3435	SK16PR-F8	4503	PK16TT	4701	IK16TT	5303	IK16	0.032
1999-1995	L4-2.7	3RZFE		3119	K16R-U	3301	PK16R8	3435	SK16PR-F8	4503	PK16TT	4701	IK16TT	5303	IK16	0.032
TERCEL																
1999-1995	L4-1.5	5EFE		3194	K16TR11	3289	PK16TR11			4503	PK16TT	4701	IK16TT	5303	IK16	0.044
1994-1990	L4-1.5	3EE		3032	W16EXR-U11	3004	P16R			4501	PW16TT	4708	IW16TT	5305	IW16	0.044
1990-1987	L4-1.5	3E		3032	W16EXR-U11	3004	P16R			4501	PW16TT	4708	IW16TT	5305	IW16	0.044
1988-1981	L4-1.5	3AC		3032	W16EXR-U11	3004	P16R			4501	PW16TT	4708	IW16TT	5305	IW16	0.044
1986-1984	L4-1.5	3A		3032	W16EXR-U11	3004	P16R			4501	PW16TT	4708	IW16TT	5305	IW16	0.044
1980	L4-1.5	1AC		3060	W20ETR-S							4709	IW20TT	5306	IW20	0.040
TUNDRA																
2015-2013	V8-4.6	1URFE						3421	SK20HR11	4506	PKH20TT	4704	IKH20TT	5344	IKH20	0.044
2015-2013	V8-5.7	3URFBE						3421	SK20HR11	4506	PKH20TT	4704	IKH20TT	5344	IKH20	0.044
2015-2013	V8-5.7	3URFE						3421	SK20HR11	4506	PKH20TT	4704	IKH20TT	5344	IKH20	0.044
2014	V6-4.0	1GRFE												5343	IKH16	0.044
2014	V6-4.0	1GRFE												5344	IKH20	0.044



YEAR ANNEE AÑO	CYL	ENGINE MOTEUR MOTOR	NOTES/NOTAS	OE Types						Twin-Tip (TT) Technology				High Performance		GAP ECART. BRECHA		
				U-GROOVE (Standard)		DOUBLE PLATINUM		IRIDIUM LONG-LIFE		PLATINUM TT		IRIDIUM TT		IRIDIUM POWER / IRIDIUM RACING				
				STOCK STOCK BOLSA	PLUG BOUGIE BUJIA	STOCK STOCK BOLSA	PLUG BOUGIE BUJIA	STOCK STOCK BOLSA	PLUG BOUGIE BUJIA	STOCK STOCK BOLSA	PLUG BOUGIE BUJIA	STOCK STOCK BOLSA	PLUG BOUGIE BUJIA	STOCK STOCK BOLSA	PLUG BOUGIE BUJIA			
TOYOTA [continued]																		
TUNDRA [continued]																		
2014	V6-4.0	1GRFE	From 06/2013,							3417	SK16HR11	4505	PKH16TT	4703	IKH16TT		0.044	
2014	V6-4.0	1GRFE	To 06/2013,							3421	SK20HR11	4506	PKH20TT	4704	IKH20TT		0.044	
2013	V6-4.0	1GRFE								3421	SK20HR11	4506	PKH20TT	4704	IKH20TT	5344	IKH20	0.044
2012-2011	V8-4.6	1URFE								3421	SK20HR11			4704	IKH20TT	5344	IKH20	0.044
2012-2011	V8-5.7	3URFBE								3421	SK20HR11			4704	IKH20TT	5344	IKH20	0.044
2012-2011	V8-5.7	3URFE								3421	SK20HR11			4704	IKH20TT	5344	IKH20	0.044
2012	V6-4.0	1GRFE								3421	SK20HR11			4704	IKH20TT	5344	IKH20	0.044
2011-2007	V6-4.0	1GRFE		3381	K20HR-U11					3421	SK20HR11	4506	PKH20TT	4704	IKH20TT	5344	IKH20	0.044
2010-2009	V8-5.7	3URFBE		3381	K20HR-U11					3421	SK20HR11	4506	PKH20TT	4704	IKH20TT	5344	IKH20	0.044
2010-2009	V8-5.7	3URFE		3381	K20HR-U11					3421	SK20HR11	4506	PKH20TT	4704	IKH20TT	5344	IKH20	0.044
2010	V8-4.6	1URFE		3381	K20HR-U11					3421	SK20HR11	4506	PKH20TT	4704	IKH20TT	5344	IKH20	0.044
2009-2005	V8-4.7	2UZFE		3139	K20R-U11	3128	PK20R11			3297	SK20R11	4504	PK20TT	4702	IK20TT	5304	IK20	0.044
2008	V8-5.7	3URFE								3421	SK20HR11	4506	PKH20TT	4704	IKH20TT	5344	IKH20	0.044
2007	V8-5.7	3URFE		3381	K20HR-U11					3421	SK20HR11	4506	PKH20TT	4704	IKH20TT	5344	IKH20	0.044
2006-2005	V6-4.0	1GRFE		3381	K20HR-U11					3421	SK20HR11			4704	IKH20TT	5344	IKH20	0.044
2004-2000	V6-3.4	5VZFE		3194	K16TR11	3289	PK16TR11					4503	PK16TT	4701	IK16TT	5303	IK16	0.044
2004-2000	V8-4.7	2UZFE		3122	K20R-U	3127	PK20R8	3403	SK20PR-A8	4504	PK20TT	4702	IK20TT	5304	IK20	0.032		
VAN																		
1989-1986	L4-2.2	4YEC		3031	W16EXR-U	3004	P16R					4501	PW16TT	4708	IW16TT	5305	IW16	0.044
1985-1984	L4-2.0	3YEC		3031	W16EXR-U	3004	P16R					4501	PW16TT	4708	IW16TT	5305	IW16	0.044
VAN WAGON																		
1988	L4-2.2	4YEC		3031	W16EXR-U	3004	P16R					4501	PW16TT	4708	IW16TT	5305	IW16	0.032
VENZA																		
2015-2013	L4-2.7	1ARFE								3417	SK16HR11	4505	PKH16TT	4703	IKH16TT	5343	IKH16	0.044
2015-2013	V6-3.5	2GRFE								3426	FK20HR11			4704	IKH20TT	5344	IKH20	0.044
2012-2011	L4-2.7	1ARFE								3417	SK16HR11			4703	IKH16TT	5343	IKH16	0.044
2012-2009	V6-3.5	2GRFE								3426	FK20HR11							0.044
2010-2009	L4-2.7	1ARFE		6076	K16HPR-U11					3417	SK16HR11	4505	PKH16TT	4703	IKH16TT	5343	IKH16	0.044
YARIS																		
2015-2013	L4-1.5	1NZFE								3324	SK16R11	4503	PK16TT	4701	IK16TT	5303	IK16	0.044
2012-2011	L4-1.5	1NZFE								3324	SK16R11			4701	IK16TT	5303	IK16	0.044
2010-2006	L4-1.5	1NZFE		3120	K16R-U11	3134	PK16R11	3324	SK16R11	4503	PK16TT	4701	IK16TT	5303	IK16	0.044		
TRIUMPH																		
GT6																		
1973-1968	L6-2.0			3066	W20EXR-U	3229	P20R8					4502	PW20TT	4709	IW20TT	5306	IW20	0.032
SPITFIRE																		
1980	L4-1.5	W		3031	W16EXR-U	3004	P16R					4501	PW16TT	4708	IW16TT	5305	IW16	0.032
1979-1975	L4-1.5	FP		3031	W16EXR-U	3004	P16R					4501	PW16TT	4708	IW16TT	5305	IW16	0.032
1974-1973	L4-1.5			3031	W16EXR-U	3004	P16R					4501	PW16TT	4708	IW16TT	5305	IW16	0.032



YEAR ANNEE AÑO	CYL	ENGINE MOTEUR MOTOR	NOTES/NOTAS	OE Types						Twin-Tip (TT) Technology				High Performance		GAP ECART. BRECHA
				U-GROOVE (Standard)		DOUBLE PLATINUM		IRIDIUM LONG-LIFE		PLATINUM TT		IRIDIUM TT		IRIDIUM POWER / IRIDIUM RACING		
				STOCK STOCK BOLSA	PLUG BOUGIE BUJIA	STOCK STOCK BOLSA	PLUG BOUGIE BUJIA	STOCK STOCK BOLSA	PLUG BOUGIE BUJIA	STOCK STOCK BOLSA	PLUG BOUGIE BUJIA	STOCK STOCK BOLSA	PLUG BOUGIE BUJIA	STOCK STOCK BOLSA	PLUG BOUGIE BUJIA	
TRIUMPH [continued]																
SPITFIRE [continued]																
1972-1968	L4-1.3			3031	W16EXR-U	3004	P16R			4501	PW16TT	4708	IW16TT	5305	IW16	0.032
STAG																
1973-1971	V8-3.0			3031	W16EXR-U	3004	P16R			4501	PW16TT	4708	IW16TT	5305	IW16	0.032
TR3A																
1961-1960	L4-2.0			3070	W20FPR-U									5378	IWF20	0.027
TR3B																
1962	L4-2.0			3070	W20FPR-U									5378	IWF20	0.027
TR6																
1976-1975	L6-2.5	CF		3066	W20EXR-U	3229	P20R8			4502	PW20TT	4709	IW20TT	5306	IW20	0.032
1974-1969	L6-2.5			3066	W20EXR-U	3229	P20R8			4502	PW20TT	4709	IW20TT	5306	IW20	0.032
TR7																
1982-1981	L4-2.0	1		3031	W16EXR-U	3004	P16R			4501	PW16TT	4708	IW16TT	5305	IW16	0.032
1980	L4-2.0	J		3031	W16EXR-U	3004	P16R			4501	PW16TT	4708	IW16TT	5305	IW16	0.032
1979-1975	L4-2.0	CL		3031	W16EXR-U	3004	P16R			4501	PW16TT	4708	IW16TT	5305	IW16	0.032
1977	L4-2.0	CV		3031	W16EXR-U	3004	P16R			4501	PW16TT	4708	IW16TT	5305	IW16	0.032
TR8																
1982-1981	V8-3.5	5		3031	W16EXR-U	3004	P16R			4501	PW16TT	4708	IW16TT	5305	IW16	0.032
1980	V8-3.5			3031	W16EXR-U	3004	P16R			4501	PW16TT	4708	IW16TT	5305	IW16	0.032
1980	V8-3.5	V		3031	W16EXR-U	3004	P16R			4501	PW16TT	4708	IW16TT	5305	IW16	0.032
TR250																
1968	L6-2.5			3066	W20EXR-U	3229	P20R8			4502	PW20TT	4709	IW20TT	5306	IW20	0.032
VOLKSWAGEN																
411																
1972-1971	H4-1.7	W		3057	W20ESR-U							4709	IW20TT	5306	IW20	0.032
1972-1971	H4-1.7	Z		3057	W20ESR-U							4709	IW20TT	5306	IW20	0.032
1972	H4-1.7	EA		3057	W20ESR-U							4709	IW20TT	5306	IW20	0.032
412																
1974-1973	H4-1.7	EA		3057	W20ESR-U							4709	IW20TT	5306	IW20	0.032
1974	H4-1.8	EC		3057	W20ESR-U							4709	IW20TT	5306	IW20	0.032
1973	H4-1.7	EB		3057	W20ESR-U							4709	IW20TT	5306	IW20	0.032
1973	H4-1.7	W		3057	W20ESR-U							4709	IW20TT	5306	IW20	0.032
1973	H4-1.7	Z		3057	W20ESR-U							4709	IW20TT	5306	IW20	0.032
BEETLE																
2014-2013	L5-2.5	CBTA														
2014-2013	L5-2.5	CBUA														
2013	L4-2.0	CBFA	T			3245	PK20PR-P8			4504	PK20TT	4702	IK20TT	5304	IK20	0.032
2013	L4-2.0	CCTA	T			3245	PK20PR-P8			4504	PK20TT	4702	IK20TT	5304	IK20	0.032
2012	L4-2.0	CBFA	T			3245	PK20PR-P8	3403	SK20PR-A8			4702	IK20TT	5304	IK20	0.032
2012	L4-2.0	CCTA	T			3245	PK20PR-P8	3403	SK20PR-A8			4702	IK20TT	5304	IK20	0.032



YEAR ANNEE AÑO	CYL	ENGINE MOTEUR MOTOR	NOTES/NOTAS	OE Types						Twin-Tip (TT) Technology				High Performance		GAP ECART. BRECHA
				U-GROOVE (Standard)		DOUBLE PLATINUM		IRIDIUM LONG-LIFE		PLATINUM TT		IRIDIUM TT		IRIDIUM POWER / IRIDIUM RACING		
				STOCK STOCK BOLSA	PLUG BOUGIE BUJIA	STOCK STOCK BOLSA	PLUG BOUGIE BUJIA	STOCK STOCK BOLSA	PLUG BOUGIE BUJIA	STOCK STOCK BOLSA	PLUG BOUGIE BUJIA	STOCK STOCK BOLSA	PLUG BOUGIE BUJIA	STOCK STOCK BOLSA	PLUG BOUGIE BUJIA	
VOLKSWAGEN [continued]																
BEETLE [continued]																
2012	L4-2.0	CBFA	OE#: 101 905 631 H, T									4702	IK20TT	5304	IK20	0.040
2012	L4-2.0	CCTA	OE#: 101 905 631 H, T									4702	IK20TT	5304	IK20	0.040
2012	L5-2.5	CBTA		3135	K16GPR-U11				PK20GR8							0.044
2012	L5-2.5	CBUA		3135	K16GPR-U11				PK20GR8							0.044
2010-2009	L5-2.5	BPR		3135	K16GPR-U11				PK20GR8							0.044
2010-2009	L5-2.5	BPS		3135	K16GPR-U11				PK20GR8							0.044
2008-2006	L5-2.5	BPR		3135	K16GPR-U11											0.044
2008-2006	L5-2.5	BPS		3135	K16GPR-U11											0.044
2005-2004	L4-2.0	BEV		3131	KJ16CR11	3246	PKJ16CR-L11	3396	SKJ16CR-L11	4503	PK16TT	4701	IK16TT	5357	IK16L	0.044
2005-2004	L4-2.0	BGD		3131	KJ16CR11	3246	PKJ16CR-L11	3396	SKJ16CR-L11	4503	PK16TT	4701	IK16TT	5357	IK16L	0.044
2005	L4-1.8	BKF	T	3145	K20PR-U	3245	PK20PR-P8	3403	SK20PR-A8	4504	PK20TT	4702	IK20TT	5304	IK20	0.032
2004-2003	L4-1.8	AWP	T	3145	K20PR-U	3245	PK20PR-P8	3403	SK20PR-A8	4504	PK20TT	4702	IK20TT	5304	IK20	0.032
2004-2003	L4-1.8	AWV	T	3145	K20PR-U	3245	PK20PR-P8	3403	SK20PR-A8	4504	PK20TT	4702	IK20TT	5304	IK20	0.032
2003-2001	L4-2.0	AVH		3131	KJ16CR11	3246	PKJ16CR-L11	3396	SKJ16CR-L11	4503	PK16TT	4701	IK16TT	5357	IK16L	0.044
2003	L4-2.0	BDC		3131	KJ16CR11	3246	PKJ16CR-L11	3396	SKJ16CR-L11	4503	PK16TT	4701	IK16TT	5357	IK16L	0.044
2002-2001	L4-1.8	AWV	T	3144	K20PR-L11	3142	PK20PR-L11	3443	SK20PR-L11	4504	PK20TT	4702	IK20TT	5304	IK20	0.044
2002-2001	L4-2.0	AZG		3131	KJ16CR11	3246	PKJ16CR-L11	3396	SKJ16CR-L11	4503	PK16TT	4701	IK16TT	5357	IK16L	0.044
2002	L4-1.8	AWP	T	3144	K20PR-L11	3142	PK20PR-L11	3443	SK20PR-L11	4504	PK20TT	4702	IK20TT	5304	IK20	0.044
2001	L4-1.8	APH	T	5061	K20PBR-S10					4504	PK20TT	4702	IK20TT	5304	IK20	0.040
2001	L4-2.0	AEG		3131	KJ16CR11	3246	PKJ16CR-L11	3396	SKJ16CR-L11	4503	PK16TT	4701	IK16TT	5357	IK16L	0.044
2000-1999	L4-1.8	APH	T	3144	K20PR-L11	3142	PK20PR-L11	3443	SK20PR-L11	4504	PK20TT	4702	IK20TT	5304	IK20	0.044
2000-1998	L4-2.0	AEG		5061	K20PBR-S10					4504	PK20TT	4702	IK20TT	5304	IK20	0.040
1979-1975	H4-1.6	AJ		3033	W16FSR									5359	IWF16	0.027
1974-1973	H4-1.6	AK		3033	W16FSR									5359	IWF16	0.027
1974-1972	H4-1.6	AH		3033	W16FSR									5359	IWF16	0.027
1973-1971	H4-1.6	AE		3033	W16FSR									5359	IWF16	0.027
1970	H4-1.6	B		3033	W16FSR									5359	IWF16	0.027
1969-1967	H4-1.5	H		3033	W16FSR									5359	IWF16	0.027
1966-1954	H4-1.2			3033	W16FSR									5359	IWF16	0.027
1966	H4-1.3			3033	W16FSR									5359	IWF16	0.027
CABRIO																
2002-1995	L4-2.0	ABA		3191	K16PR-U	3264	PK16PR11	3395	SK16PR-L11	4503	PK16TT	4701	IK16TT	5303	IK16	0.044
CABRIOLET																
1993-1990	L4-1.8	2H		3049	W20EPR-U11	3115	P20PR11			4502	PW20TT	4709	IW20TT	5306	IW20	0.044
1989-1985	L4-1.8	JH		3066	W20EXR-U	3229	P20R8			4502	PW20TT	4709	IW20TT	5306	IW20	0.032
CAMPMOBILE																
1974	H4-1.8	AP		3057	W20ESR-U							4709	IW20TT	5306	IW20	0.032
1974	H4-1.8	AW		3057	W20ESR-U							4709	IW20TT	5306	IW20	0.032
1974	H4-1.8	ED		3057	W20ESR-U							4709	IW20TT	5306	IW20	0.032
1973-1972	H4-1.7	CA		3057	W20ESR-U							4709	IW20TT	5306	IW20	0.032



YEAR ANNEE AÑO	CYL	ENGINE MOTEUR MOTOR	NOTES/NOTAS	OE Types						Twin-Tip (TT) Technology				High Performance		GAP ECART. BRECHA
				U-GROOVE (Standard)		DOUBLE PLATINUM		IRIDIUM LONG-LIFE		PLATINUM TT		IRIDIUM TT		IRIDIUM POWER / IRIDIUM RACING		
				STOCK STOCK BOLSA	PLUG BOUGIE BUJIA	STOCK STOCK BOLSA	PLUG BOUGIE BUJIA	STOCK STOCK BOLSA	PLUG BOUGIE BUJIA	STOCK STOCK BOLSA	PLUG BOUGIE BUJIA	STOCK STOCK BOLSA	PLUG BOUGIE BUJIA	STOCK STOCK BOLSA	PLUG BOUGIE BUJIA	
VOLKSWAGEN [continued]																
CAMPMOBILE [continued]																
1973-1972	H4-1.7	CB		3057	W20ESR-U							4709	IW20TT	5306	IW20	0.032
1973	H4-1.7	CD		3057	W20ESR-U							4709	IW20TT	5306	IW20	0.032
1973	H4-1.7	CE		3057	W20ESR-U							4709	IW20TT	5306	IW20	0.032
1971	H4-1.6	AD		3033	W16FSR									5359	IWF16	0.027
1971	H4-1.6	AE		3033	W16FSR									5359	IWF16	0.027
1971	H4-1.6	AF		3033	W16FSR									5359	IWF16	0.027
1970-1968	H4-1.6	B		3033	W16FSR									5359	IWF16	0.027
1970-1968	H4-1.6	C		3033	W16FSR									5359	IWF16	0.027
CC																
2014-2013	L4-2.0	CBFA	T			3245	PK20PR-P8			4504	PK20TT	4702	IK20TT	5304	IK20	0.032
2014-2013	L4-2.0	CCTA	T			3245	PK20PR-P8			4504	PK20TT	4702	IK20TT	5304	IK20	0.032
2014-2012	V6-3.6	CNNA						3461	SKU22HCR11S					5356	IXUH22I	0.044
2012	L4-2.0	CBFA	T			3245	PK20PR-P8	3403	SK20PR-A8			4702	IK20TT	5304	IK20	0.032
2012	L4-2.0	CCTA	T			3245	PK20PR-P8	3403	SK20PR-A8			4702	IK20TT	5304	IK20	0.032
2011-2010	L4-2.0	CBFA	T			3245	PK20PR-P8	3403	SK20PR-A8	4504	PK20TT	4702	IK20TT	5304	IK20	0.032
2011-2010	L4-2.0	CCTA	T			3245	PK20PR-P8	3403	SK20PR-A8	4504	PK20TT	4702	IK20TT	5304	IK20	0.032
2011-2009	V6-3.6	BLV						3461	SKU22HCR11S					5356	IXUH22I	0.044
2010	L4-2.0		T	3145	K20PR-U	3245	PK20PR-P8	3403	SK20PR-A8	4504	PK20TT	4702	IK20TT	5304	IK20	0.032
2009	L4-2.0	CCTA	T	3145	K20PR-U	3245	PK20PR-P8	3403	SK20PR-A8	4504	PK20TT	4702	IK20TT	5304	IK20	0.032
CORRADO																
1995-1992	V6-2.8	AAA		5063	K20TXR					4504	PK20TT	4702	IK20TT	5304	IK20	0.040
1992-1990	L4-1.8	PG	S	3047	W20EPR-U	3306	P20PR8			4502	PW20TT	4709	IW20TT	5306	IW20	0.032
DASHER																
1980-1976	L4-1.6	YG		3066	W20EXR-U	3229	P20R8			4502	PW20TT	4709	IW20TT	5306	IW20	0.032
1980-1976	L4-1.6	YH		3066	W20EXR-U	3229	P20R8			4502	PW20TT	4709	IW20TT	5306	IW20	0.032
1976	L4-1.6	YK		3066	W20EXR-U	3229	P20R8			4502	PW20TT	4709	IW20TT	5306	IW20	0.032
1975	L4-1.5	XR		3066	W20EXR-U	3229	P20R8			4502	PW20TT	4709	IW20TT	5306	IW20	0.032
1975	L4-1.5	XS		3066	W20EXR-U	3229	P20R8			4502	PW20TT	4709	IW20TT	5306	IW20	0.032
1974	L4-1.5	XV		3066	W20EXR-U	3229	P20R8			4502	PW20TT	4709	IW20TT	5306	IW20	0.032
1974	L4-1.5	XW		3066	W20EXR-U	3229	P20R8			4502	PW20TT	4709	IW20TT	5306	IW20	0.032
1974	L4-1.5	XY		3066	W20EXR-U	3229	P20R8			4502	PW20TT	4709	IW20TT	5306	IW20	0.032
1974	L4-1.5	XZ		3066	W20EXR-U	3229	P20R8			4502	PW20TT	4709	IW20TT	5306	IW20	0.032
EOS																
2014-2013	L4-2.0	CBFA	T			3245	PK20PR-P8			4504	PK20TT	4702	IK20TT	5304	IK20	0.032
2014-2013	L4-2.0	CCTA	T			3245	PK20PR-P8			4504	PK20TT	4702	IK20TT	5304	IK20	0.032
2012	L4-2.0	CBFA	T			3245	PK20PR-P8	3403	SK20PR-A8			4702	IK20TT	5304	IK20	0.032
2012	L4-2.0	CCTA	T			3245	PK20PR-P8	3403	SK20PR-A8			4702	IK20TT	5304	IK20	0.032
2011	L4-2.0	CBFA	T			3245	PK20PR-P8	3403	SK20PR-A8	4504	PK20TT	4702	IK20TT	5304	IK20	0.032
2011	L4-2.0	CCTA	T			3245	PK20PR-P8	3403	SK20PR-A8	4504	PK20TT	4702	IK20TT	5304	IK20	0.032
2010	L4-2.0	CBFA	T	3145	K20PR-U	3245	PK20PR-P8	3403	SK20PR-A8	4504	PK20TT	4702	IK20TT	5304	IK20	0.032
2010	L4-2.0	CCTA	T	3145	K20PR-U	3245	PK20PR-P8	3403	SK20PR-A8	4504	PK20TT	4702	IK20TT	5304	IK20	0.032



YEAR ANNEE AÑO	CYL	ENGINE MOTEUR MOTOR	NOTES/NOTAS	OE Types						Twin-Tip (TT) Technology				High Performance		GAP ECART. BRECHA
				U-GROOVE (Standard)		DOUBLE PLATINUM		IRIDIUM LONG-LIFE		PLATINUM TT		IRIDIUM TT		IRIDIUM POWER / IRIDIUM RACING		
				STOCK STOCK BOLSA	PLUG BOUCIE BUJIA	STOCK STOCK BOLSA	PLUG BOUCIE BUJIA	STOCK STOCK BOLSA	PLUG BOUCIE BUJIA	STOCK STOCK BOLSA	PLUG BOUCIE BUJIA	STOCK STOCK BOLSA	PLUG BOUCIE BUJIA	STOCK STOCK BOLSA	PLUG BOUCIE BUJIA	
VOLKSWAGEN [continued]																
EOS [continued]																
2009-2007	L4-2.0	BPY	T			3245	PK20PR-P8	3403	SK20PR-A8			4702	IK20TT	5304	IK20	0.032
2009	L4-2.0	CBFA	T			3245	PK20PR-P8	3403	SK20PR-A8	4504	PK20TT	4702	IK20TT	5304	IK20	0.032
2009	L4-2.0	CCTA	T			3245	PK20PR-P8	3403	SK20PR-A8	4504	PK20TT	4702	IK20TT	5304	IK20	0.032
2008-2007	V6-3.2	BUB												5308	IXU22	0.035
2008	V6-3.2	CBRA												5308	IXU22	0.035
EUROVAN																
2003-2001	V6-2.8	AXK		3131	KJ16CR11	3246	PKJ16CR-L11	3396	SKJ16CR-L11	4503	PK16TT	4701	IK16TT	5357	IK16L	0.044
2001-1999	V6-2.8	AES		5063	K20TXR					4504	PK20TT	4702	IK20TT	5304	IK20	0.040
1997	V6-2.8	AES		5063	K20TXR					4504	PK20TT	4702	IK20TT	5304	IK20	0.040
1995	L5-2.5	ACU		3031	W16EXR-U	3004	P16R			4501	PW16TT	4708	IW16TT	5305	IW16	0.032
1994-1992	L5-2.5	AAF		3047	W20EPR-U	3306	P20PR8			4502	PW20TT	4709	IW20TT	5306	IW20	0.032
FASTBACK																
1973-1972	H4-1.6	X		3033	W16FSR									5359	IWF16	0.027
1973-1968	H4-1.6	P		3033	W16FSR									5359	IWF16	0.027
1973-1968	H4-1.6	U		3033	W16FSR									5359	IWF16	0.027
1973-1966	H4-1.6	T		3033	W16FSR									5359	IWF16	0.027
1966	H4-1.6	P		3033	W16FSR									5359	IWF16	0.027
FOX																
1993-1991	L4-1.8	ABG		3088	W22EPR-U	3302	P22PR8	3354	S22PR-A7					5307	IW22	0.032
1990-1987	L4-1.8	JN		3088	W22EPR-U	3302	P22PR8	3354	S22PR-A7					5307	IW22	0.032
1987	L4-1.8	UM		3066	W20EXR-U	3229	P20R8			4502	PW20TT	4709	IW20TT	5306	IW20	0.032
GOLF																
2014-2013	L5-2.5	CBTA							PK20GR8							
2014-2013	L5-2.5	CBUA							PK20GR8							
2013	L4-2.0	CRZA	T			3245	PK20PR-P8			4504	PK20TT	4702	IK20TT	5304	IK20	0.032
2012	L4-2.0	CRZA	T			3245	PK20PR-P8	3403	SK20PR-A8			4702	IK20TT	5304	IK20	0.032
2012	L5-2.5	CBTA		3135	K16GPR-U11				PK20GR8							0.044
2012	L5-2.5	CBUA		3135	K16GPR-U11				PK20GR8							0.044
2011-2010	L5-2.5	CBTA		3135	K16GPR-U11				PK20GR8							0.044
2011-2010	L5-2.5	CBUA		3135	K16GPR-U11				PK20GR8							0.044
2006-2005	L4-1.8	AWP	T	3144	K20PR-L11	3142	PK20PR-L11	3443	SK20PR-L11	4504	PK20TT	4702	IK20TT	5304	IK20	0.044
2006-2004	L4-2.0	BEV		3131	KJ16CR11	3246	PKJ16CR-L11	3396	SKJ16CR-L11	4503	PK16TT	4701	IK16TT	5357	IK16L	0.044
2005-2002	V6-2.8	BDF		3131	KJ16CR11	3246	PKJ16CR-L11	3396	SKJ16CR-L11	4503	PK16TT	4701	IK16TT	5357	IK16L	0.044
2004-2003	L4-1.8	AWP	T	3145	K20PR-U	3245	PK20PR-P8	3403	SK20PR-A8	4504	PK20TT	4702	IK20TT	5304	IK20	0.032
2004	V6-3.2	BJS		3178	XU20EPR-U									5308	IXU22	0.035
2003-2001	L4-2.0	AVH		3131	KJ16CR11	3246	PKJ16CR-L11	3396	SKJ16CR-L11	4503	PK16TT	4701	IK16TT	5357	IK16L	0.044
2002-2001	L4-2.0	AZG		3131	KJ16CR11	3246	PKJ16CR-L11	3396	SKJ16CR-L11	4503	PK16TT	4701	IK16TT	5357	IK16L	0.044
2002-1999	V6-2.8	AFP		5063	K20TXR					4504	PK20TT	4702	IK20TT	5304	IK20	0.040
2002	L4-1.8	AWP	T	3144	K20PR-L11	3142	PK20PR-L11	3443	SK20PR-L11	4504	PK20TT	4702	IK20TT	5304	IK20	0.044
2001-2000	L4-1.8	AWD	T	3144	K20PR-L11	3142	PK20PR-L11	3443	SK20PR-L11	4504	PK20TT	4702	IK20TT	5304	IK20	0.044
2001	L4-1.8	AWW	T	3144	K20PR-L11	3142	PK20PR-L11	3443	SK20PR-L11	4504	PK20TT	4702	IK20TT	5304	IK20	0.044



YEAR ANNEE AÑO	CYL	ENGINE MOTEUR MOTOR	NOTES/NOTAS	OE Types						Twin-Tip (TT) Technology				High Performance		GAP ECART. BRECHA
				U-GROOVE (Standard)		DOUBLE PLATINUM		IRIDIUM LONG-LIFE		PLATINUM TT		IRIDIUM TT		IRIDIUM POWER / IRIDIUM RACING		
				STOCK STOCK BOLSA	PLUG BOUGIE BUJIA	STOCK STOCK BOLSA	PLUG BOUGIE BUJIA	STOCK STOCK BOLSA	PLUG BOUGIE BUJIA	STOCK STOCK BOLSA	PLUG BOUGIE BUJIA	STOCK STOCK BOLSA	PLUG BOUGIE BUJIA	STOCK STOCK BOLSA	PLUG BOUGIE BUJIA	
VOLKSWAGEN [continued]																
GOLF [continued]																
2001	L4-2.0	ABG		3131	KJ16CR11	3246	PKJ16CR-L11	3396	SKJ16CR-L11	4503	PK16TT	4701	IK16TT	5357	IK16L	0.044
2000-1999	L4-2.0	ABG		5061	K20PBR-S10					4504	PK20TT	4702	IK20TT	5304	IK20	0.040
1999-1998	L4-2.0	ABA		3191	K16PR-U	3264	PK16PR11	3395	SK16PR-L11	4503	PK16TT	4701	IK16TT	5303	IK16	0.032
1998-1995	V6-2.8	AAA		5063	K20TXR					4504	PK20TT	4702	IK20TT	5304	IK20	0.040
1998	L4-2.0	B		3191	K16PR-U	3264	PK16PR11	3395	SK16PR-L11			4701	IK16TT	5303	IK16	0.032
1997-1993	L4-2.0	ABA		3191	K16PR-U	3264	PK16PR11	3395	SK16PR-L11	4503	PK16TT	4701	IK16TT	5303	IK16	0.044
1992-1991	L4-1.8	PF		3047	W20EPR-U	3306	P20PR8			4502	PW20TT	4709	IW20TT	5306	IW20	0.032
1992-1991	L4-1.8	RV		3047	W20EPR-U	3306	P20PR8			4502	PW20TT	4709	IW20TT	5306	IW20	0.032
1992	L4-2.0	9A		3145	K20PR-U	3245	PK20PR-P8	3403	SK20PR-A8	4504	PK20TT	4702	IK20TT	5304	IK20	0.032
1991	L4-2.0	9A		3007	Q20PR-U							4707	IQ20TT	5302	IQ20	0.032
1990-1988	L4-1.8	PF		3066	W20EXR-U	3229	P20R8			4502	PW20TT	4709	IW20TT	5306	IW20	0.032
1990-1988	L4-1.8	RV		3066	W20EXR-U	3229	P20R8			4502	PW20TT	4709	IW20TT	5306	IW20	0.032
1990	L4-2.0	9A		3007	Q20PR-U					4508	PQ20TT	4707	IQ20TT	5302	IQ20	0.032
1989-1987	L4-1.8	PL		3066	W20EXR-U	3229	P20R8			4502	PW20TT	4709	IW20TT	5306	IW20	0.032
1987-1985	L4-1.8	GX		3066	W20EXR-U	3229	P20R8			4502	PW20TT	4709	IW20TT	5306	IW20	0.032
1987-1985	L4-1.8	RD		3066	W20EXR-U	3229	P20R8			4502	PW20TT	4709	IW20TT	5306	IW20	0.032
1986-1985	L4-1.8	HT		3066	W20EXR-U	3229	P20R8			4502	PW20TT	4709	IW20TT	5306	IW20	0.032
GTI																
2014-2013	L4-2.0	CBFA	T			3245	PK20PR-P8			4504	PK20TT	4702	IK20TT	5304	IK20	0.032
2014-2013	L4-2.0	CCTA	T			3245	PK20PR-P8			4504	PK20TT	4702	IK20TT	5304	IK20	0.032
2012	L4-2.0	CBFA	T			3245	PK20PR-P8	3403	SK20PR-A8			4702	IK20TT	5304	IK20	0.032
2012	L4-2.0	CCTA	T			3245	PK20PR-P8	3403	SK20PR-A8			4702	IK20TT	5304	IK20	0.032
2011	L4-2.0	CBFA	T			3245	PK20PR-P8	3403	SK20PR-A8	4504	PK20TT	4702	IK20TT	5304	IK20	0.032
2011	L4-2.0	CCTA	T			3245	PK20PR-P8	3403	SK20PR-A8	4504	PK20TT	4702	IK20TT	5304	IK20	0.032
2010-2008	L4-2.0	CBFA	T	3145	K20PR-U	3245	PK20PR-P8	3403	SK20PR-A8	4504	PK20TT	4702	IK20TT	5304	IK20	0.032
2010	L4-2.0	CCTA	T	3145	K20PR-U	3245	PK20PR-P8	3403	SK20PR-A8	4504	PK20TT	4702	IK20TT	5304	IK20	0.032
2009	L4-2.0	CCTA	T	3145	K20PR-U	3245	PK20PR-P8	3403	SK20PR-A8	4504	PK20TT	4702	IK20TT	5304	IK20	0.032
2008	L4-2.0	BPY	T			3245	PK20PR-P8	3403	SK20PR-A8			4702	IK20TT	5304	IK20	0.032
2008	L4-2.0	CCTA	T	3145	K20PR-U	3245	PK20PR-P8	3403	SK20PR-A8	4504	PK20TT	4702	IK20TT	5304	IK20	0.032
JETTA																
2014-2013	L4-2.0	CBPA							PK20GR8							
2014-2013	L5-2.5	CBTA							PK20GR8							
2014-2013	L5-2.5	CBUA							PK20GR8							
2013	L4-2.0	CBFA	T			3245	PK20PR-P8			4504	PK20TT	4702	IK20TT	5304	IK20	0.032
2013	L4-2.0	CCTA	T			3245	PK20PR-P8			4504	PK20TT	4702	IK20TT	5304	IK20	0.032
2012	L4-2.0	CBPA		3135	K16GPR-U11				PK20GR8							0.044
2012	L4-2.0	CBFA	T			3245	PK20PR-P8	3403	SK20PR-A8			4702	IK20TT	5304	IK20	0.032
2012	L4-2.0	CCTA	T			3245	PK20PR-P8	3403	SK20PR-A8			4702	IK20TT	5304	IK20	0.032
2012	L5-2.5	CBTA		3135	K16GPR-U11				PK20GR8							0.044
2012	L5-2.5	CBUA		3135	K16GPR-U11				PK20GR8							0.044
2011	L4-2.0	CBPA		3135	K16GPR-U11				PK20GR8							0.044



YEAR ANNEE AÑO	CYL	ENGINE MOTEUR MOTOR	NOTES/NOTAS	OE Types						Twin-Tip (TT) Technology				High Performance		GAP ECART. BRECHA	
				U-GROOVE (Standard)		DOUBLE PLATINUM		IRIDIUM LONG-LIFE		PLATINUM TT		IRIDIUM TT		IRIDIUM POWER / IRIDIUM RACING			
				STOCK STOCK BOLSA	PLUG BOUGIE BUJIA	STOCK STOCK BOLSA	PLUG BOUGIE BUJIA	STOCK STOCK BOLSA	PLUG BOUGIE BUJIA	STOCK STOCK BOLSA	PLUG BOUGIE BUJIA	STOCK STOCK BOLSA	PLUG BOUGIE BUJIA	STOCK STOCK BOLSA	PLUG BOUGIE BUJIA		
VOLKSWAGEN [continued]																	
JETTA [continued]																	
2011	L5-2.5	CBTA		3135	K16GPR-U11					PK20GR8							0.044
2011	L5-2.5	CBUA		3135	K16GPR-U11					PK20GR8							0.044
2010-2008	L4-2.0	CBFA	T	3145	K20PR-U	3245	PK20PR-P8	3403	SK20PR-A8	4504	PK20TT	4702	IK20TT	5304	IK20		0.032
2010-2008	L4-2.0	CCTA	T	3145	K20PR-U	3245	PK20PR-P8	3403	SK20PR-A8	4504	PK20TT	4702	IK20TT	5304	IK20		0.032
2010-2008	L5-2.5	CBTA		3135	K16GPR-U11				PK20GR8								0.044
2010-2008	L5-2.5	CBUA		3135	K16GPR-U11				PK20GR8								0.044
2008	L4-2.0	BPY	GLi, T			3245	PK20PR-P8	3403	SK20PR-A8			4702	IK20TT	5304	IK20		0.032
2008	L4-2.0	CBFA	GLi, T	3145	K20PR-U	3245	PK20PR-P8	3403	SK20PR-A8	4504	PK20TT	4702	IK20TT	5304	IK20		0.032
2008	L4-2.0	CCTA	GLi, T	3145	K20PR-U	3245	PK20PR-P8	3403	SK20PR-A8	4504	PK20TT	4702	IK20TT	5304	IK20		0.032
2007-2006	L4-2.0	BPY	T			3245	PK20PR-P8	3403	SK20PR-A8			4702	IK20TT	5304	IK20		0.032
2007-2006	L5-2.5	BGP		3135	K16GPR-U11												0.044
2007-2006	L5-2.5	BGQ		3135	K16GPR-U11												0.044
2005-2004	L4-2.0	BBW		3131	KJ16CR11	3246	PKJ16CR-L11	3396	SKJ16CR-L11	4503	PK16TT	4701	IK16TT	5357	IK16L		0.044
2005-2004	L4-2.0	BEV		3131	KJ16CR11	3246	PKJ16CR-L11	3396	SKJ16CR-L11	4503	PK16TT	4701	IK16TT	5357	IK16L		0.044
2005	L4-1.8	AWP	T	3144	K20PR-L11	3142	PK20PR-L11	3443	SK20PR-L11	4504	PK20TT	4702	IK20TT	5304	IK20		0.044
2005	L5-2.5	BGP		3135	K16GPR-U11												0.044
2005	L5-2.5	BGQ		3135	K16GPR-U11												0.044
2004-2003	L4-1.8	AWP	T	3145	K20PR-U	3245	PK20PR-P8	3403	SK20PR-A8	4504	PK20TT	4702	IK20TT	5304	IK20		0.032
2004-2002	V6-2.8	BDF		3131	KJ16CR11	3246	PKJ16CR-L11	3396	SKJ16CR-L11	4503	PK16TT	4701	IK16TT	5357	IK16L		0.044
2003-2001	L4-2.0	AVH		3131	KJ16CR11	3246	PKJ16CR-L11	3396	SKJ16CR-L11	4503	PK16TT	4701	IK16TT	5357	IK16L		0.044
2003-2001	L4-2.0	AZG		3131	KJ16CR11	3246	PKJ16CR-L11	3396	SKJ16CR-L11	4503	PK16TT	4701	IK16TT	5357	IK16L		0.044
2002-1999	V6-2.8	AFP		5063	K20TXR					4504	PK20TT	4702	IK20TT	5304	IK20		0.040
2002	L4-1.8	AWP	T	3144	K20PR-L11	3142	PK20PR-L11	3443	SK20PR-L11	4504	PK20TT	4702	IK20TT	5304	IK20		0.044
2002	L4-2.0	AVH	GL & GLS,	3131	KJ16CR11	3246	PKJ16CR-L11	3396	SKJ16CR-L11	4503	PK16TT	4701	IK16TT	5357	IK16L		0.044
2002	L4-2.0	AZG	GL & GLS,	3131	KJ16CR11	3246	PKJ16CR-L11	3396	SKJ16CR-L11	4503	PK16TT	4701	IK16TT	5357	IK16L		0.044
2001-2000	L4-1.8	AWD	T	3144	K20PR-L11	3142	PK20PR-L11	3443	SK20PR-L11	4504	PK20TT	4702	IK20TT	5304	IK20		0.044
2001	L4-1.8	AWW	T					3403	SK20PR-A8								0.032
2001	L4-1.8	AWW	GLS, T	3144	K20PR-L11	3142	PK20PR-L11	3443	SK20PR-L11	4504	PK20TT	4702	IK20TT	5304	IK20		0.044
2001	L4-1.8	AWW	Wolfsburg Edition, T	3145	K20PR-U	3245	PK20PR-P8			4504	PK20TT	4702	IK20TT	5304	IK20		0.032
2001	L4-2.0	AEG		3131	KJ16CR11	3246	PKJ16CR-L11	3396	SKJ16CR-L11	4503	PK16TT	4701	IK16TT	5357	IK16L		0.044
2000-1999	L4-2.0	AEG		5061	K20PBR-S10					4504	PK20TT	4702	IK20TT	5304	IK20		0.040
1999-1994	V6-2.8	AAA		5063	K20TXR					4504	PK20TT	4702	IK20TT	5304	IK20		0.040
1999-1993	L4-2.0	ABA		3191	K16PR-U	3264	PK16PR11	3395	SK16PR-L11	4503	PK16TT	4701	IK16TT	5357	IK16L		0.044
1992-1991	L4-1.8	PF		3047	W20EPR-U	3306	P20PR8			4502	PW20TT	4709	IW20TT	5306	IW20		0.032
1992-1991	L4-1.8	RV		3047	W20EPR-U	3306	P20PR8			4502	PW20TT	4709	IW20TT	5306	IW20		0.032
1992	L4-2.0	9A		3145	K20PR-U	3245	PK20PR-P8	3403	SK20PR-A8	4504	PK20TT	4702	IK20TT	5304	IK20		0.032
1991	L4-2.0	9A		5069	K22PB					4508	PQ20TT			5302	IQ20		0.035
1991	L4-2.0	9A		3007	Q20PR-U							4707	IQ20TT	5310	IK22		0.032
1990-1988	L4-1.8	RV		3066	W20EXR-U	3229	P20R8			4502	PW20TT	4709	IW20TT	5306	IW20		0.032
1990-1987	L4-1.8	PF		3066	W20EXR-U	3229	P20R8			4502	PW20TT	4709	IW20TT	5306	IW20		0.032



YEAR ANNEE AÑO	CYL	ENGINE MOTEUR MOTOR	NOTES/NOTAS	OE Types						Twin-Tip (TT) Technology				High Performance		GAP ECART. BRECHA	
				U-GROOVE (Standard)		DOUBLE PLATINUM		IRIDIUM LONG-LIFE		PLATINUM TT		IRIDIUM TT		IRIDIUM POWER / IRIDIUM RACING			
				STOCK STOCK BOLSA	PLUG BOUGIE BUJIA	STOCK STOCK BOLSA	PLUG BOUGIE BUJIA	STOCK STOCK BOLSA	PLUG BOUGIE BUJIA	STOCK STOCK BOLSA	PLUG BOUGIE BUJIA	STOCK STOCK BOLSA	PLUG BOUGIE BUJIA	STOCK STOCK BOLSA	PLUG BOUGIE BUJIA		
VOLKSWAGEN [continued]																	
JETTA [continued]																	
1990	L4-2.0	9A		3007	Q20PR-U						4508	PQ20TT	4707	IQ20TT	5302	IQ20	0.032
1989-1987	L4-1.8	PL		3066	W20EXR-U	3229	P20R8				4502	PW20TT	4709	IW20TT	5306	IW20	0.032
1988-1986	L4-1.8	RD		3066	W20EXR-U	3229	P20R8				4502	PW20TT	4709	IW20TT	5306	IW20	0.032
1987	L4-1.8	GX		3066	W20EXR-U	3229	P20R8				4502	PW20TT	4709	IW20TT	5306	IW20	0.032
1986-1985	L4-1.8	MZ		3066	W20EXR-U	3229	P20R8				4502	PW20TT	4709	IW20TT	5306	IW20	0.032
1986	L4-1.8	GX		5067	W20EPBR-S								4709	IW20TT	5306	IW20	0.035
1985	L4-1.8	GX		3066	W20EXR-U	3229	P20R8				4502	PW20TT	4709	IW20TT	5306	IW20	0.032
1985	L4-1.8	HT		3066	W20EXR-U	3229	P20R8				4502	PW20TT	4709	IW20TT	5306	IW20	0.032
1984-1981	L4-1.7	EN		3066	W20EXR-U	3229	P20R8				4502	PW20TT	4709	IW20TT	5306	IW20	0.032
1984	L4-1.8	JH		3066	W20EXR-U	3229	P20R8				4502	PW20TT	4709	IW20TT	5306	IW20	0.032
1980	L4-1.6	EJ		3066	W20EXR-U	3229	P20R8				4502	PW20TT	4709	IW20TT	5306	IW20	0.032
KARMANN GHIA																	
1974-1973	H4-1.6	AK		3033	W16FSR										5359	IWF16	0.027
1974-1972	H4-1.6	AH		3033	W16FSR										5359	IWF16	0.027
1973-1971	H4-1.6	AE		3033	W16FSR										5359	IWF16	0.027
1970	H4-1.6	B		3033	W16FSR										5359	IWF16	0.027
1969-1967	H4-1.5	H		3033	W16FSR										5359	IWF16	0.027
1966	H4-1.3			3033	W16FSR										5359	IWF16	0.027
1965-1956	H4-1.2			3033	W16FSR										5359	IWF16	0.027
PASSAT																	
2014-2013	L5-2.5	CBTA															
2014-2013	L5-2.5	CBUA															
2014-2012	V6-3.6	CDVB						3461	SKU22HCR115						5356	IXUH22I	0.044
2012	L5-2.5	CBTA		3135	K16GPR-U11				PK20GR8								0.044
2012	L5-2.5	CBUA		3135	K16GPR-U11				PK20GR8								0.044
2010-2008	L4-2.0	CCTA	T	3145	K20PR-U	3245	PK20PR-P8	3403	SK20PR-A8	4504	PK20TT	4702	IK20TT	5304	IK20	0.032	
2010	L4-2.0	CBFA	T	3145	K20PR-U	3245	PK20PR-P8	3403	SK20PR-A8	4504	PK20TT	4702	IK20TT	5304	IK20	0.032	
2008-2006	L4-2.0	BPY	T			3245	PK20PR-P8	3403	SK20PR-A8			4702	IK20TT	5304	IK20	0.032	
2008	V6-3.6	BLV						3461	SKU22HCR115					5356	IXUH22I	0.044	
2007-2006	V6-3.6	BLV						3461	SKU22HCR115								0.044
2005-2000	V6-2.8	ATQ		5063	K20TXR					4504	PK20TT	4702	IK20TT	5304	IK20	0.040	
2005	L4-1.8	AWM	T	3144	K20PR-L11	3142	PK20PR-L11	3443	SK20PR-L11	4504	PK20TT	4702	IK20TT	5304	IK20	0.044	
2004-2003	L4-1.8	AWM	T	3145	K20PR-U	3245	PK20PR-P8	3403	SK20PR-A8	4504	PK20TT	4702	IK20TT	5304	IK20	0.032	
2004-2002	W8-4.0	BDP		5063	K20TXR					4504	PK20TT	4702	IK20TT	5304	IK20	0.040	
2002-2001	L4-1.8	AWM	T	5061	K20PBR-S10					4504	PK20TT	4702	IK20TT	5304	IK20	0.040	
2001-2000	L4-1.8	ATW	T	5061	K20PBR-S10					4504	PK20TT	4702	IK20TT	5304	IK20	0.040	
2001	L4-1.8	AUG	T	5061	K20PBR-S10					4504	PK20TT	4702	IK20TT	5304	IK20	0.040	
2000	L4-1.8	AUG	T	3144	K20PR-L11	3142	PK20PR-L11	3443	SK20PR-L11	4504	PK20TT	4702	IK20TT	5304	IK20	0.044	
1999-1998	L4-1.8	AEB	T	5061	K20PBR-S10					4504	PK20TT	4702	IK20TT	5304	IK20	0.040	
1999-1998	V6-2.8	AHA		5063	K20TXR					4504	PK20TT	4702	IK20TT	5304	IK20	0.040	
1997-1993	V6-2.8	AAA		5063	K20TXR					4504	PK20TT	4702	IK20TT	5304	IK20	0.040	



YEAR ANNEE AÑO	CYL	ENGINE MOTEUR MOTOR	NOTES/NOTAS	OE Types						Twin-Tip (TT) Technology				High Performance		GAP ECART. BRECHA
				U-GROOVE (Standard)		DOUBLE PLATINUM		IRIDIUM LONG-LIFE		PLATINUM TT		IRIDIUM TT		IRIDIUM POWER / IRIDIUM RACING		
				STOCK STOCK BOLSA	PLUG BOUGIE BUJIA	STOCK STOCK BOLSA	PLUG BOUGIE BUJIA	STOCK STOCK BOLSA	PLUG BOUGIE BUJIA	STOCK STOCK BOLSA	PLUG BOUGIE BUJIA	STOCK STOCK BOLSA	PLUG BOUGIE BUJIA	STOCK STOCK BOLSA	PLUG BOUGIE BUJIA	
VOLKSWAGEN [continued]																
PASSAT [continued]																
1996-1995	L4-2.0	ABA		3191	K16PR-U	3264	PK16PR11	3395	SK16PR-L11	4503	PK16TT	4701	IK16TT	5303	IK16	0.044
1994	L4-2.0	9A		3145	K20PR-U	3245	PK20PR-P8	3403	SK20PR-A8	4504	PK20TT	4702	IK20TT	5304	IK20	0.032
1993-1992	L4-2.0	9A		3145	K20PR-U			3403	SK20PR-A8			4702	IK20TT	5310	IK22	0.032
1993-1992	L4-2.0	9A		5069	K22PB	3245	PK20PR-P8	3403	SK20PR-A8	4504	PK20TT	4702	IK20TT	5304	IK20	0.035
1993-1991	L4-1.8	PG	S	3047	W20EPR-U	3306	P20PR8			4502	PW20TT	4709	IW20TT	5306	IW20	0.032
1991	L4-2.0	9A		3007	Q20PR-U											0.032
1991	L4-2.0	9A		5069	K22PB					4508	PQ20TT			5310	IK22	0.035
1990	L4-2.0	9A		3007	Q20PR-U					4508	PQ20TT	4707	IQ20TT	5302	IQ20	0.032
PHAETON																
2006-2005	V8-4.2	BGH		5061	K20PBR-S10					4504	PK20TT	4702	IK20TT	5358	IK20L	0.040
2006	W12-6.0	BRP						3371	SKJ20CR-A8							0.032
2006	W12-6.0	BRP		3169	KJ20CR-L11	3247	PKJ20CR-L11	3371	SKJ20CR-A8	4504	PK20TT			5358	IK20L	0.044
2006	W12-6.0	BRP							PK20GR8			4702	IK20TT			
2005	W12-6.0	BAP						3371	SKJ20CR-A8							0.032
2005	W12-6.0	BAP		3169	KJ20CR-L11	3247	PKJ20CR-L11	3371	SKJ20CR-A8	4504	PK20TT			5358	IK20L	0.044
2005	W12-6.0	BAP							PK20GR8			4702	IK20TT			
2004	W12-6.0							3371	SKJ20CR-A8							0.032
2004	W12-6.0			3169	KJ20CR-L11	3247	PKJ20CR-L11	3371	SKJ20CR-A8	4504	PK20TT			5358	IK20L	0.044
2004	W12-6.0								PK20GR8			4702	IK20TT			
2004	V8-4.2			5061	K20PBR-S10					4504	PK20TT	4702	IK20TT	5358	IK20L	0.040
QUANTUM																
1988-1985	L5-2.2	KX		3066	W20EXR-U	3229	P20R8			4502	PW20TT	4709	IW20TT	5306	IW20	0.032
1987-1986	L5-2.2	JT		3066	W20EXR-U	3229	P20R8			4502	PW20TT	4709	IW20TT	5306	IW20	0.032
1985	L4-1.8	JN		5067	W20EPBR-S							4709	IW20TT	5306	IW20	0.035
1984-1983	L5-2.2	WE		3066	W20EXR-U	3229	P20R8			4502	PW20TT	4709	IW20TT	5306	IW20	0.032
1984	L4-1.8	JN		3088	W22EPR-U	3302	P22PR8	3354	S22PR-A7					5307	IW22	0.032
1984	L5-2.2	KM		3066	W20EXR-U	3229	P20R8			4502	PW20TT	4709	IW20TT	5306	IW20	0.032
1983-1982	L4-1.7	WT		3066	W20EXR-U	3229	P20R8			4502	PW20TT	4709	IW20TT	5306	IW20	0.032
R32																
2008	V6-3.2	CBRA												5308	IXU22	0.035
RABBIT																
2009-2008	L5-2.5	CBTA		3135	K16GPR-U11											0.044
2009-2008	L5-2.5	CBUA		3135	K16GPR-U11											0.044
2007-2006	L5-2.5	BGP		3135	K16GPR-U11											0.044
2007-2006	L5-2.5	BGQ		3135	K16GPR-U11											0.044
1984-1983	L4-1.8	JH		3066	W20EXR-U	3229	P20R8			4502	PW20TT	4709	IW20TT	5306	IW20	0.032
1984-1982	L4-1.7	JF		3066	W20EXR-U	3229	P20R8			4502	PW20TT	4709	IW20TT	5306	IW20	0.032
1984-1981	L4-1.7	EN		3066	W20EXR-U	3229	P20R8			4502	PW20TT	4709	IW20TT	5306	IW20	0.032
1980-1979	L4-1.5	EH		3066	W20EXR-U	3229	P20R8			4502	PW20TT	4709	IW20TT	5306	IW20	0.032
1980-1978	L4-1.5	FX		3066	W20EXR-U	3229	P20R8			4502	PW20TT	4709	IW20TT	5306	IW20	0.032
1980	L4-1.6	EJ		3066	W20EXR-U	3229	P20R8			4502	PW20TT	4709	IW20TT	5306	IW20	0.032



YEAR ANNEE AÑO	CYL	ENGINE MOTEUR MOTOR	NOTES/NOTAS	OE Types						Twin-Tip (TT) Technology				High Performance		GAP ECART. BRECHA
				U-GROOVE (Standard)		DOUBLE PLATINUM		IRIDIUM LONG-LIFE		PLATINUM TT		IRIDIUM TT		IRIDIUM POWER / IRIDIUM RACING		
				STOCK STOCK BOLSA	PLUG BOUGIE BUJIA	STOCK STOCK BOLSA	PLUG BOUGIE BUJIA	STOCK STOCK BOLSA	PLUG BOUGIE BUJIA	STOCK STOCK BOLSA	PLUG BOUGIE BUJIA	STOCK STOCK BOLSA	PLUG BOUGIE BUJIA	STOCK STOCK BOLSA	PLUG BOUGIE BUJIA	
VOLKSWAGEN [continued]																
RABBIT [continued]																
1977	L4-1.6	EE		3066	W20EXR-U	3229	P20R8			4502	PW20TT	4709	IW20TT	5306	IW20	0.032
1976	L4-1.6	FN		3066	W20EXR-U	3229	P20R8			4502	PW20TT	4709	IW20TT	5306	IW20	0.032
1975	L4-1.5	FC		3066	W20EXR-U	3229	P20R8			4502	PW20TT	4709	IW20TT	5306	IW20	0.032
1975	L4-1.5	FG		3066	W20EXR-U	3229	P20R8			4502	PW20TT	4709	IW20TT	5306	IW20	0.032
RABBIT CONVERTIBLE																
1984	L4-1.8	JH										4709	IW20TT			0.040
1983-1981	L4-1.7	EN		3066	W20EXR-U	3229	P20R8			4502	PW20TT	4709	IW20TT	5306	IW20	0.032
1980	L4-1.6	EJ		3066	W20EXR-U	3229	P20R8			4502	PW20TT	4709	IW20TT	5306	IW20	0.032
RABBIT PICKUP TRUCK																
1983-1981	L4-1.7	EN		3066	W20EXR-U	3229	P20R8			4502	PW20TT	4709	IW20TT	5306	IW20	0.032
1980	L4-1.5	EH		3066	W20EXR-U	3229	P20R8			4502	PW20TT	4709	IW20TT	5306	IW20	0.032
1980	L4-1.5	FX		3066	W20EXR-U	3229	P20R8			4502	PW20TT	4709	IW20TT	5306	IW20	0.032
1980	L4-1.6	EJ		3066	W20EXR-U	3229	P20R8			4502	PW20TT	4709	IW20TT	5306	IW20	0.032
ROUTAN																
2014-2011	V6-3.6	CJRA						3461	SXU22HCR11S					5356	IXUH22I	0.044
2010	V6-3.8	CGUA										4717	ITL16TT	5349	ITL16	0.040
2010	V6-4.0	CGVA								4503	PK16TT	4701	IK16TT	5303	IK16	0.040
2009	V6-3.8	1										4717	ITL16TT	5349	ITL16	0.040
2009	V6-4.0	CGVA								4503	PK16TT					0.040
2009	V6-4.0	X										4701	IK16TT	5303	IK16	0.040
SCIROCCO																
1989-1984	L4-1.8	JH		3066	W20EXR-U	3229	P20R8			4502	PW20TT	4709	IW20TT	5306	IW20	0.032
1988-1987	L4-1.8	PL		3066	W20EXR-U	3229	P20R8			4502	PW20TT	4709	IW20TT	5306	IW20	0.032
1983-1981	L4-1.7	EN		3066	W20EXR-U	3229	P20R8			4502	PW20TT	4709	IW20TT	5306	IW20	0.032
1983	L4-1.7	A										4709	IW20TT	5306	IW20	0.040
1983	L4-1.7	B										4709	IW20TT	5306	IW20	0.040
1980-1979	L4-1.6	EJ		3066	W20EXR-U	3229	P20R8			4502	PW20TT	4709	IW20TT	5306	IW20	0.032
1978	L4-1.5	EH		3066	W20EXR-U	3229	P20R8			4502	PW20TT	4709	IW20TT	5306	IW20	0.032
1977	L4-1.6	EE		3066	W20EXR-U	3229	P20R8			4502	PW20TT	4709	IW20TT	5306	IW20	0.032
1976	L4-1.6	FN		3066	W20EXR-U	3229	P20R8			4502	PW20TT	4709	IW20TT	5306	IW20	0.032
1975	L4-1.5	FC		3066	W20EXR-U	3229	P20R8			4502	PW20TT	4709	IW20TT	5306	IW20	0.032
1975	L4-1.5	FG		3066	W20EXR-U	3229	P20R8			4502	PW20TT	4709	IW20TT	5306	IW20	0.032
SQUAREBACK																
1973-1972	H4-1.6	X		3033	W16FSR									5359	IWF16	0.027
1973-1968	H4-1.6	P		3033	W16FSR									5359	IWF16	0.027
1973-1968	H4-1.6	U		3033	W16FSR									5359	IWF16	0.027
1973-1966	H4-1.6	T		3033	W16FSR									5359	IWF16	0.027
1966	H4-1.6	P		3033	W16FSR									5359	IWF16	0.027
SUPER BEETLE																
1980-1975	H4-1.6	AJ		3033	W16FSR									5359	IWF16	0.027



YEAR ANNEE AÑO	CYL	ENGINE MOTEUR MOTOR	NOTES/NOTAS	OE Types						Twin-Tip (TT) Technology				High Performance		GAP ECART. BRECHA
				U-GROOVE (Standard)		DOUBLE PLATINUM		IRIDIUM LONG-LIFE		PLATINUM TT		IRIDIUM TT		IRIDIUM POWER / IRIDIUM RACING		
				STOCK STOCK BOLSA	PLUG BOUGIE BUJIA	STOCK STOCK BOLSA	PLUG BOUGIE BUJIA	STOCK STOCK BOLSA	PLUG BOUGIE BUJIA	STOCK STOCK BOLSA	PLUG BOUGIE BUJIA	STOCK STOCK BOLSA	PLUG BOUGIE BUJIA	STOCK STOCK BOLSA	PLUG BOUGIE BUJIA	
VOLKSWAGEN [continued]																
SUPER BEETLE [continued]																
1974-1973	H4-1.6	AH		3033	W16FSR									5359	IWF16	0.027
1974-1973	H4-1.6	AK		3033	W16FSR									5359	IWF16	0.027
1973-1971	H4-1.6	AE		3033	W16FSR									5359	IWF16	0.027
THING																
1974-1973	H4-1.6	AG		3033	W16FSR									5359	IWF16	0.027
1974-1973	H4-1.6	AL		3033	W16FSR									5359	IWF16	0.027
1974-1973	H4-1.6	AM		3033	W16FSR									5359	IWF16	0.027
1974	H4-1.6	AF		3033	W16FSR									5359	IWF16	0.027
TIGUAN																
2014-2013	L4-2.0	CCTA	T			3245	PK20PR-P8			4504	PK20TT	4702	IK20TT	5304	IK20	0.032
2012-2009	L4-2.0	CCTA	T	3145	K20PR-U	3245	PK20PR-P8	3403	SK20PR-A8	4504	PK20TT	4702	IK20TT	5304	IK20	0.032
2012-2009	L4-2.0	CCTA	OE#: 06H 905 611, T							4504	PK20TT	4702	IK20TT	5304	IK20	0.040
TOUAREG																
2015-2011	V6-3.0	CGFA	S											5311	IK24	0.032
2014-2011	V6-3.6	CGRA						3461	SXU22HCR11S					5356	IXUH22I	0.044
2010-2007	V6-3.6	BHK						3461	SXU22HCR11S					5356	IXUH22I	0.044
2009-2007	V8-4.2	BAR						3471	SK20BR11			4702	IK20TT			0.040
2007-2004	V8-4.2	AXQ		5061	K20PBR-S10					4504	PK20TT	4702	IK20TT	5304	IK20	0.040
2006-2005	V6-3.2	BMX		3178	XU20EPR-U									5308	IXU22	0.035
2005-2004	V6-3.2	BAA		3178	XU20EPR-U									5308	IXU22	0.035
TRANSPORTER																
1993-1992	L5-2.5	AAF		3047	W20EPR-U	3306	P20PR8			4502	PW20TT	4709	IW20TT	5306	IW20	0.032
1991-1986	H4-2.1	MV		3057	W20ESR-U							4709	IW20TT	5306	IW20	0.032
1985	H4-1.9	DH		3057	W20ESR-U							4709	IW20TT	5306	IW20	0.032
1979-1978	H4-2.0	GE		3057	W20ESR-U							4709	IW20TT	5306	IW20	0.032
1979-1976	H4-2.0	CJ		3057	W20ESR-U							4709	IW20TT	5306	IW20	0.032
1979	H4-2.0											4709	IW20TT	5306	IW20	0.040
1977-1976	H4-2.0	GD		3057	W20ESR-U							4709	IW20TT	5306	IW20	0.032
1975-1974	H4-1.8	AP		3057	W20ESR-U							4709	IW20TT	5306	IW20	0.032
1975-1974	H4-1.8	ED		3057	W20ESR-U							4709	IW20TT	5306	IW20	0.032
1974	H4-1.8			3057	W20ESR-U							4709	IW20TT	5306	IW20	0.032
1973-1972	H4-1.7	CA		3057	W20ESR-U							4709	IW20TT	5306	IW20	0.032
1973-1972	H4-1.7	CB		3057	W20ESR-U							4709	IW20TT	5306	IW20	0.032
1973	H4-1.7	CD		3057	W20ESR-U							4709	IW20TT	5306	IW20	0.032
1973	H4-1.7	CE		3057	W20ESR-U							4709	IW20TT	5306	IW20	0.032
1971	H4-1.6	AD		3033	W16FSR									5359	IWF16	0.027
1971	H4-1.6	AE		3033	W16FSR									5359	IWF16	0.027
1971	H4-1.6	AF		3033	W16FSR									5359	IWF16	0.027
1970-1968	H4-1.6	B		3033	W16FSR									5359	IWF16	0.027
1970-1968	H4-1.6	C		3033	W16FSR									5359	IWF16	0.027
1967	H4-1.5	H		3033	W16FSR									5359	IWF16	0.027



YEAR ANNEE AÑO	CYL	ENGINE MOTEUR MOTOR	NOTES/NOTAS	OE Types						Twin-Tip (TT) Technology				High Performance		GAP ECART. BRECHA
				U-GROOVE (Standard)		DOUBLE PLATINUM		IRIDIUM LONG-LIFE		PLATINUM TT		IRIDIUM TT		IRIDIUM POWER / IRIDIUM RACING		
				STOCK STOCK BOLSA	PLUG BOUGIE BUJIA	STOCK STOCK BOLSA	PLUG BOUGIE BUJIA	STOCK STOCK BOLSA	PLUG BOUGIE BUJIA	STOCK STOCK BOLSA	PLUG BOUGIE BUJIA	STOCK STOCK BOLSA	PLUG BOUGIE BUJIA	STOCK STOCK BOLSA	PLUG BOUGIE BUJIA	
VOLKSWAGEN [continued]																
TRANSPORTER [continued]																
1966-1963	H4-1.5			3033	W16FSR									5359	IWF16	0.027
1964-1954	H4-1.2			3033	W16FSR									5359	IWF16	0.027
VANAGON																
1991-1986	H4-2.1	MV		3057	W20ESR-U							4709	IW20TT	5306	IW20	0.032
1985-1983	H4-1.9	DH		3057	W20ESR-U							4709	IW20TT	5306	IW20	0.032
1983-1980	H4-2.0	CV		3110	W16ESR-U							4708	IW16TT	5305	IW16	0.032
VOLVO																
122																
1968	L4-1.8	B18		3070	W20FPR-U									5378	IWF20	0.027
1967-1962	L4-1.8	B18A		3070	W20FPR-U									5378	IWF20	0.027
1967-1962	L4-1.8	B18B		3070	W20FPR-U									5378	IWF20	0.027
1967-1962	L4-1.8	B18D		3070	W20FPR-U									5378	IWF20	0.027
142																
1974-1973	L4-2.0	B20E		3070	W20FPR-U									5378	IWF20	0.027
1972	L4-2.0	B20E		4022	W22FPR-U									5379	IWF22	0.027
1971-1969	L4-2.0	B20B		3070	W20FPR-U									5378	IWF20	0.027
1968	L4-1.8	B18		3070	W20FPR-U									5378	IWF20	0.027
144																
1974-1973	L4-2.0	B20E		3070	W20FPR-U									5378	IWF20	0.027
1972	L4-2.0	B20E		4022	W22FPR-U									5379	IWF22	0.027
1971-1969	L4-2.0	B20B		3070	W20FPR-U									5378	IWF20	0.027
1968	L4-1.8	B18		3070	W20FPR-U									5378	IWF20	0.027
145																
1974-1973	L4-2.0	B20E		3070	W20FPR-U									5378	IWF20	0.027
1972	L4-2.0	B20E		4022	W22FPR-U									5379	IWF22	0.027
1971-1969	L4-2.0	B20B		3070	W20FPR-U									5378	IWF20	0.027
1968	L4-1.8	B18		3070	W20FPR-U									5378	IWF20	0.027
164																
1975-1972	L6-3.0	B30E		3070	W20FPR-U									5378	IWF20	0.027
1971-1970	L6-3.0	B30A		3070	W20FPR-U									5378	IWF20	0.027
240																
1993-1990	L4-2.3	B230F		3066	W20EXR-U	3229	P20R8			4502	PW20TT	4709	IW20TT	5306	IW20	0.032
242																
1984-1983	L4-2.3	B23F		3066	W20EXR-U	3229	P20R8			4502	PW20TT	4709	IW20TT	5306	IW20	0.032
1984-1981	L4-2.1	B21FT	T	3047	W20EPR-U	3306	P20PR8			4502	PW20TT	4709	IW20TT	5306	IW20	0.032
1983	L4-2.1	4		3066	W20EXR-U	3229	P20R8			4502	PW20TT					0.032
1983	L4-2.3	8		3066	W20EXR-U	3229	P20R8			4502	PW20TT					0.032
1982-1981	L4-2.3	8		3066	W20EXR-U	3229	P20R8			4502	PW20TT	4709	IW20TT	5306	IW20	0.032
1982-1976	L4-2.1	B21F		3066	W20EXR-U	3229	P20R8			4502	PW20TT	4709	IW20TT	5306	IW20	0.032



YEAR ANEE AÑO	CYL	ENGINE MOTEUR MOTOR	NOTES/NOTAS	OE Types						Twin-Tip (TT) Technology				High Performance		GAP ECART. BRECHA	
				U-GROOVE (Standard)		DOUBLE PLATINUM		IRIDIUM LONG-LIFE		PLATINUM TT		IRIDIUM TT		IRIDIUM POWER / IRIDIUM RACING			
				STOCK STOCK BOLSA	PLUG BOUGIE BUJIA	STOCK STOCK BOLSA	PLUG BOUGIE BUJIA	STOCK STOCK BOLSA	PLUG BOUGIE BUJIA	STOCK STOCK BOLSA	PLUG BOUGIE BUJIA	STOCK STOCK BOLSA	PLUG BOUGIE BUJIA	STOCK STOCK BOLSA	PLUG BOUGIE BUJIA		
VOLVO [continued]																	
242 [continued]																	
1981	L4-2.1	4		3066	W20EXR-U	3229	P20R8				4502	PW20TT					0.032
1975	L4-2.0	B20E		3070	W20FPR-U										5378	IWF20	0.027
244																	
1989	L4-2.3	B230F		3066	W20EXR-U	3229	P20R8				4502	PW20TT	4709	IW20TT	5306	IW20	0.032
1988-1985	L4-2.3	B230F		3047	W20EPR-U	3306	P20PR8				4502	PW20TT	4709	IW20TT	5306	IW20	0.032
1985-1982	L4-2.1	B21FT	T	3047	W20EPR-U	3306	P20PR8				4502	PW20TT	4709	IW20TT	5306	IW20	0.032
1984-1983	L4-2.1	4		3066	W20EXR-U	3229	P20R8				4502	PW20TT	4709	IW20TT	5306	IW20	0.032
1984-1983	L4-2.3	B23F		3066	W20EXR-U	3229	P20R8				4502	PW20TT	4709	IW20TT	5306	IW20	0.032
1983-1981	L4-2.3	8		3066	W20EXR-U	3229	P20R8				4502	PW20TT	4709	IW20TT	5306	IW20	0.032
1982-1976	L4-2.1	B21F		3066	W20EXR-U	3229	P20R8				4502	PW20TT	4709	IW20TT	5306	IW20	0.032
1981	L4-2.1	4									4502	PW20TT					0.040
1975	L4-2.0	B20E		3070	W20FPR-U										5378	IWF20	0.027
245																	
1989	L4-2.3	B230F		3066	W20EXR-U	3229	P20R8				4502	PW20TT	4709	IW20TT	5306	IW20	0.032
1988-1985	L4-2.3	B230F		3047	W20EPR-U	3306	P20PR8				4502	PW20TT	4709	IW20TT	5306	IW20	0.032
1985-1981	L4-2.1	B21FT	T	3047	W20EPR-U	3306	P20PR8				4502	PW20TT	4709	IW20TT	5306	IW20	0.032
1984-1983	L4-2.1	4		3066	W20EXR-U	3229	P20R8				4502	PW20TT	4709	IW20TT	5306	IW20	0.032
1984-1983	L4-2.3	B23F		3066	W20EXR-U	3229	P20R8				4502	PW20TT	4709	IW20TT	5306	IW20	0.032
1982-1981	L4-2.3	8		3066	W20EXR-U	3229	P20R8				4502	PW20TT	4709	IW20TT	5306	IW20	0.032
1982-1976	L4-2.1	B21F		3066	W20EXR-U	3229	P20R8				4502	PW20TT	4709	IW20TT	5306	IW20	0.032
1981	L4-2.1	4		3066	W20EXR-U	3229	P20R8				4502	PW20TT					0.032
1975	L4-2.0	B20E		3070	W20FPR-U										5378	IWF20	0.027
262																	
1981-1980	V6-2.8	B28F		5032	T20EPR-U						4512	PT20TT	4714	IT20TT	5326	IT20	0.032
1979-1978	V6-2.7	B27F		5032	T20EPR-U						4512	PT20TT	4714	IT20TT	5326	IT20	0.032
1976	V6-2.7	B27F		5032	T20EPR-U						4512	PT20TT	4714	IT20TT	5326	IT20	0.032
264																	
1982-1980	V6-2.8	B28F		5032	T20EPR-U						4512	PT20TT	4714	IT20TT	5326	IT20	0.032
1981	L4-2.1	4		3066	W20EXR-U	3229	P20R8				4502	PW20TT	4709	IW20TT	5306	IW20	0.032
1980	L4-2.1	B21F		3066	W20EXR-U	3229	P20R8				4502	PW20TT	4709	IW20TT	5306	IW20	0.032
1979-1976	V6-2.7	B27F		5032	T20EPR-U						4512	PT20TT	4714	IT20TT	5326	IT20	0.032
265																	
1981-1980	V6-2.8	B28F		5032	T20EPR-U						4512	PT20TT	4714	IT20TT	5326	IT20	0.032
1979-1976	V6-2.7	B27F		5032	T20EPR-U						4512	PT20TT	4714	IT20TT	5326	IT20	0.032
544																	
1965-1962	L4-1.8			3070	W20FPR-U										5378	IWF20	0.027
740																	
1992-1989	L4-2.3	B230F		3066	W20EXR-U	3229	P20R8				4502	PW20TT	4709	IW20TT	5306	IW20	0.032
1992-1989	L4-2.3	B230FT	T	3066	W20EXR-U	3229	P20R8				4502	PW20TT	4709	IW20TT	5306	IW20	0.032
1990-1989	L4-2.3	B234F		3066	W20EXR-U	3229	P20R8				4502	PW20TT	4709	IW20TT	5306	IW20	0.032



YEAR ANNEE AÑO	CYL	ENGINE MOTEUR MOTOR	NOTES/NOTAS	OE Types						Twin-Tip (TT) Technology				High Performance		GAP ECART. BRECHA
				U-GROOVE (Standard)		DOUBLE PLATINUM		IRIDIUM LONG-LIFE		PLATINUM TT		IRIDIUM TT		IRIDIUM POWER / IRIDIUM RACING		
				STOCK STOCK BOLSA	PLUG BOUGIE BUJIA	STOCK STOCK BOLSA	PLUG BOUGIE BUJIA	STOCK STOCK BOLSA	PLUG BOUGIE BUJIA	STOCK STOCK BOLSA	PLUG BOUGIE BUJIA	STOCK STOCK BOLSA	PLUG BOUGIE BUJIA	STOCK STOCK BOLSA	PLUG BOUGIE BUJIA	
VOLVO [continued]																
740 [continued]																
1988-1985	L4-2.3	B230F		3047	W20EPR-U	3306	P20PR8			4502	PW20TT	4709	IW20TT	5306	IW20	0.032
1988-1985	L4-2.3	B230FT	T	3047	W20EPR-U	3306	P20PR8			4502	PW20TT	4709	IW20TT	5306	IW20	0.032
745																
1985	L4-2.3	B230F		3047	W20EPR-U	3306	P20PR8			4502	PW20TT	4709	IW20TT	5306	IW20	0.032
1985	L4-2.3	B230FT	T	3047	W20EPR-U	3306	P20PR8			4502	PW20TT	4709	IW20TT	5306	IW20	0.032
760																
1990-1989	L4-2.3	B230FT	T	3066	W20EXR-U	3229	P20R8			4502	PW20TT	4709	IW20TT	5306	IW20	0.032
1990-1987	V6-2.8	B280F		5032	T20EPR-U					4512	PT20TT	4714	IT20TT	5326	IT20	0.032
1988-1985	L4-2.3	B230FT	T	3047	W20EPR-U	3306	P20PR8			4502	PW20TT	4709	IW20TT	5306	IW20	0.032
1986-1983	V6-2.8	B28F		5032	T20EPR-U					4512	PT20TT	4714	IT20TT	5326	IT20	0.032
1984	L4-2.3	B23FT	T	3047	W20EPR-U	3306	P20PR8			4502	PW20TT	4709	IW20TT	5306	IW20	0.032
780																
1991-1989	L4-2.3	B230FT	T	3066	W20EXR-U	3229	P20R8			4502	PW20TT	4709	IW20TT	5306	IW20	0.032
1990-1987	V6-2.8	B280F		5032	T20EPR-U					4512	PT20TT	4714	IT20TT	5326	IT20	0.032
850																
1997-1993	L5-2.4	B5254FS		3121	K20PR-U11	3168	PK20PR11	3443	SK20PR-L11	4504	PK20TT	4702	IK20TT	5304	IK20	0.044
1997	L5-2.3	B5234T1	T	3121	K20PR-U11	3168	PK20PR11	3443	SK20PR-L11	4504	PK20TT	4702	IK20TT	5304	IK20	0.044
1997	L5-2.3	B5234T5	T	3121	K20PR-U11	3168	PK20PR11	3443	SK20PR-L11	4504	PK20TT	4702	IK20TT	5304	IK20	0.044
1997	L5-2.4	B5254T	T	3121	K20PR-U11	3168	PK20PR11	3443	SK20PR-L11	4504	PK20TT	4702	IK20TT	5304	IK20	0.044
1996	L5-2.3	B5234T5	T	3121	K20PR-U11	3168	PK20PR11					4702	IK20TT	5304	IK20	0.044
1996	L5-2.3	B5234T	T	3121	K20PR-U11	3168	PK20PR11	3443	SK20PR-L11	4504	PK20TT	4702	IK20TT	5304	IK20	0.044
1995	L5-2.3		T			3168	PK20PR11	3443	SK20PR-L11	4504	PK20TT	4702	IK20TT	5304	IK20	0.044
1994	L5-2.3	B5234FT	T	3007	Q20PR-U					4508	PQ20TT	4707	IQ20TT	5302	IQ20	0.032
940																
1995-1993	L4-2.3	B230FT	T	3066	W20EXR-U	3229	P20R8			4502	PW20TT	4709	IW20TT	5306	IW20	0.032
1995	L4-2.3	B230FD		3066	W20EXR-U	3229	P20R8			4502	PW20TT	4709	IW20TT	5306	IW20	0.032
1994-1992	L4-2.3	B230F		3066	W20EXR-U	3229	P20R8			4502	PW20TT	4709	IW20TT	5306	IW20	0.032
1992	L4-2.3	8	T					3403	SK20PR-A8							0.032
1992	L4-2.3	B230FT	T	3145	K20PR-U	3245	PK20PR-P8			4504	PK20TT	4702	IK20TT	5304	IK20	0.032
1991	L4-2.3	B234F		3066	W20EXR-U	3229	P20R8			4502	PW20TT	4709	IW20TT	5306	IW20	0.032
1991	L4-2.3	B230FT	T	3066	W20EXR-U	3229	P20R8			4502	PW20TT	4709	IW20TT	5306	IW20	0.032
960																
1997	L6-2.9	B6304S2		3007	Q20PR-U					4508	PQ20TT	4707	IQ20TT	5302	IQ20	0.032
1996-1995	L6-2.9	B6304S2		3007	Q20PR-U					4508	PQ20TT	4707	IQ20TT	5302	IQ20	0.032
1994-1992	L6-2.9	B6304F		3007	Q20PR-U					4508	PQ20TT	4707	IQ20TT	5302	IQ20	0.032
1800																
1973	L4-2.0	B20E		3070	W20FPR-U									5378	IWF20	0.027
1972-1970	L4-2.0	B20E		4022	W22FPR-U									5379	IWF22	0.027
1969	L4-2.0	B20B		3070	W20FPR-U									5378	IWF20	0.027
1968-1967	L4-1.8	B18B		3070	W20FPR-U									5378	IWF20	0.027



YEAR ANNEE AÑO	CYL	ENGINE MOTEUR MOTOR	NOTES/NOTAS	OE Types						Twin-Tip (TT) Technology				High Performance		GAP ECART. BRECHA		
				U-GROOVE (Standard)		DOUBLE PLATINUM		IRIDIUM LONG-LIFE		PLATINUM TT		IRIDIUM TT		IRIDIUM POWER / IRIDIUM RACING				
				STOCK STOCK BOLSA	PLUG BOUGIE BUJIA	STOCK STOCK BOLSA	PLUG BOUGIE BUJIA	STOCK STOCK BOLSA	PLUG BOUGIE BUJIA	STOCK STOCK BOLSA	PLUG BOUGIE BUJIA	STOCK STOCK BOLSA	PLUG BOUGIE BUJIA	STOCK STOCK BOLSA	PLUG BOUGIE BUJIA			
VOLVO [continued]																		
1800 [continued]																		
1968	L4-1.8	B18A		3070	W20FPR-U											5378	IWF20	0.027
1968	L4-1.8	B18D		3070	W20FPR-U											5378	IWF20	0.027
1965-1961	L4-1.8			3070	W20FPR-U											5378	IWF20	0.027
C30																		
2013	L5-2.5	B5254T7	T					3421	SK20HR11	4506	PKH20TT	4704	IKH20TT	5344	IKH20			0.044
2012	L5-2.5	B5254T7	T					3421	SK20HR11			4704	IKH20TT	5344	IKH20			0.044
2011-2008	L5-2.5	B5254T7	T	3381	K20HR-U11			3421	SK20HR11	4506	PKH20TT	4704	IKH20TT	5344	IKH20			0.044
C70																		
2013	L5-2.5	B5254T7	T					3421	SK20HR11	4506	PKH20TT	4704	IKH20TT	5344	IKH20			0.044
2012-2011	L5-2.5	B5254T7	T					3421	SK20HR11			4704	IKH20TT	5344	IKH20			0.044
2010	L5-2.5	B5254T7	T	3381	K20HR-U11			3421	SK20HR11	4506	PKH20TT	4704	IKH20TT	5344	IKH20			0.044
2009	L5-2.5	B5254T7	T					3421	SK20HR11	4506	PKH20TT	4704	IKH20TT	5344	IKH20			0.044
2008	L5-2.5	B5254T7	T	3381	K20HR-U11			3421	SK20HR11	4506	PKH20TT	4704	IKH20TT	5344	IKH20			0.044
2007-2006	L5-2.5	B5254T3	T	3381	K20HR-U11			3421	SK20HR11	4506	PKH20TT	4704	IKH20TT	5344	IKH20			0.044
2004	L5-2.3	B5234T9	T	3121	K20PR-U11	3168	PK20PR11	3443	SK20PR-L11	4504	PK20TT	4702	IK20TT	5304	IK20			0.044
2004	L5-2.4	B5244T7	T	3121	K20PR-U11	3168	PK20PR11	3443	SK20PR-L11	4504	PK20TT	4702	IK20TT	5304	IK20			0.044
2003	L5-2.3	B5234T9	T											5310	IK22			0.032
2003	L5-2.4	B5244T7	T	3007	Q20PR-U					4508	PQ20TT	4707	IQ20TT	5302	IQ20			0.032
2002-1998	L5-2.3	B5234T3	T	3007	Q20PR-U					4508	PQ20TT	4707	IQ20TT	5302	IQ20			0.032
2002	L5-2.4	B5244T	T	3007	Q20PR-U					4508	PQ20TT	4707	IQ20TT	5302	IQ20			0.032
2001-2000	L5-2.4	B5244T	T	3121	K20PR-U11	3168	PK20PR11	3443	SK20PR-L11	4504	PK20TT	4702	IK20TT	5304	IK20			0.044
1999-1998	L5-2.4	B5254T	T	3121	K20PR-U11	3168	PK20PR11	3443	SK20PR-L11	4504	PK20TT	4702	IK20TT	5304	IK20			0.044
GLE																		
1984	L4-2.3	B23F-LH		3066	W20EXR-U	3229	P20R8			4502	PW20TT	4709	IW20TT	5306	IW20			0.032
S40																		
2011	L5-2.5	B5254T7	T					3421	SK20HR11			4704	IKH20TT	5344	IKH20			0.044
2010-2005	L5-2.4	B5244S7		3381	K20HR-U11			3421	SK20HR11	4506	PKH20TT	4704	IKH20TT	5344	IKH20			0.044
2010-2004	L5-2.4	B5244S4		3381	K20HR-U11			3421	SK20HR11	4506	PKH20TT	4704	IKH20TT	5344	IKH20			0.044
2010	L5-2.5	B5254T7	T	3381	K20HR-U11			3421	SK20HR11	4506	PKH20TT	4704	IKH20TT	5344	IKH20			0.044
2009	L5-2.5	B5254T7	T					3421	SK20HR11	4506	PKH20TT	4704	IKH20TT	5344	IKH20			0.044
2008	L5-2.5	B5254T7	T	3381	K20HR-U11			3421	SK20HR11	4506	PKH20TT	4704	IKH20TT	5344	IKH20			0.044
2007-2006	L5-2.5	B5254T3	T	3381	K20HR-U11			3421	SK20HR11	4506	PKH20TT	4704	IKH20TT	5344	IKH20			0.044
2005	L5-2.5	B5254T3	T	3381	K20HR-U11			3421	SK20HR11					5345	IKH22			0.044
2004	L4-1.9	B4204T4	T	3145	K20PR-U	3245	PK20PR-P8	3403	SK20PR-A8	4504	PK20TT	4702	IK20TT	5304	IK20			0.032
2004	L5-2.5	B5254T3	T	3381	K20HR-U11			3421	SK20HR11	4506	PKH20TT	4704	IKH20TT	5344	IKH20			0.044
2003-2001	L4-1.9	B4204T3	T	3145	K20PR-U	3245	PK20PR-P8	3403	SK20PR-A8	4504	PK20TT	4702	IK20TT	5304	IK20			0.032
2003	L4-1.9	B4204T4	T	3145	K20PR-U	3168	PK20PR11	3443	SK20PR-L11			4702	IK20TT	5304	IK20			0.044
2000	L4-1.9	B4204T	T	3145	K20PR-U	3245	PK20PR-P8	3403	SK20PR-A8	4504	PK20TT	4702	IK20TT	5304	IK20			0.032
S60																		
2014-2013	L5-2.5	B5254T12	T					3426	FK20HR11			4704	IKH20TT	5344	IKH20			0.044



YEAR ANNEE AÑO	CYL	ENGINE MOTEUR MOTOR	NOTES/NOTAS	OE Types						Twin-Tip (TT) Technology				High Performance		GAP ECART. BRECHA	
				U-GROOVE (Standard)		DOUBLE PLATINUM		IRIDIUM LONG-LIFE		PLATINUM TT		IRIDIUM TT		IRIDIUM POWER / IRIDIUM RACING			
				STOCK STOCK BOLSA	PLUG BOUGIE BUJIA	STOCK STOCK BOLSA	PLUG BOUGIE BUJIA	STOCK STOCK BOLSA	PLUG BOUGIE BUJIA	STOCK STOCK BOLSA	PLUG BOUGIE BUJIA	STOCK STOCK BOLSA	PLUG BOUGIE BUJIA	STOCK STOCK BOLSA	PLUG BOUGIE BUJIA		
VOLVO [continued]																	
S60 [continued]																	
2014-2013	L6-3.0	B6304T4	T						3426	FK20HR11			4704	IKH20TT	5344	IKH20	0.044
2009	L5-2.4	B5244T5	T						3421	SK20HR11	4506	PKH20TT	4704	IKH20TT	5344	IKH20	0.044
2009	L5-2.5	B5254T2	T						3297	SK20R11	4504	PK20TT	4702	IK20TT	5304	IK20	0.044
2008-2006	L5-2.4	B5244T5	T	3381	K20HR-U11				3421	SK20HR11	4506	PKH20TT	4704	IKH20TT	5344	IKH20	0.044
2008	L5-2.5	B5254T2	T	3139	K20R-U11				3297	SK20R11	4504	PK20TT	4702	IK20TT	5304	IK20	0.044
2007-2006	L5-2.5	B5254T4	T	3381	K20HR-U11				3421	SK20HR11	4506	PKH20TT	4704	IKH20TT	5344	IKH20	0.044
2007-2004	L5-2.5	B5254T2	T	3121	K20PR-U11	3168	PK20PR11	3443	SK20PR-L11		4504	PK20TT	4702	IK20TT	5304	IK20	0.044
2005-2002	L5-2.4	B5244S		5061	K20PBR-S10						4504	PK20TT	4702	IK20TT	5304	IK20	0.040
2005	L5-2.4	B5244T5	T											5310	IK22	0.032	
2005	L5-2.4	B5244S6		3121	K20PR-U11	3168	PK20PR11	3443	SK20PR-L11	4504	PK20TT	4702	IK20TT	5304	IK20	0.044	
2004	L5-2.3	B5234T3	T	3121	K20PR-U11	3168	PK20PR11	3443	SK20PR-L11	4504	PK20TT	4702	IK20TT	5304	IK20	0.044	
2003-2002	L5-2.3	B5234T3	T	3007	Q20PR-U						4508	PQ20TT	4707	IQ20TT	5302	IQ20	0.032
2003-2002	L5-2.4	B5244T3	T	3007	Q20PR-U						4508	PQ20TT	4707	IQ20TT	5302	IQ20	0.032
2003	L5-2.4	B5244S6		3121	K20PR-U11	3168	PK20PR11	3443	SK20PR-L11	4504	PK20TT	4702	IK20TT	5304	IK20	0.044	
2003	L5-2.5	B5254T2	T	3145	K20PR-U	3245	PK20PR-P8	3403	SK20PR-A8	4504	PK20TT	4702	IK20TT	5304	IK20	0.032	
2001	L5-2.3	B5234T3	T	3121	K20PR-U11	3168	PK20PR11	3443	SK20PR-L11	4504	PK20TT	4702	IK20TT	5304	IK20	0.044	
2001	L5-2.4	B5244S		3007	Q20PR-U						4508	PQ20TT	4707	IQ20TT	5302	IQ20	0.032
2001	L5-2.4	B5244T3	T	3007	Q20PR-U						4508	PQ20TT	4707	IQ20TT	5302	IQ20	0.032
S70																	
2000-1998	L5-2.3	B5234T3	T	3121	K20PR-U11	3168	PK20PR11	3443	SK20PR-L11	4504	PK20TT	4702	IK20TT	5304	IK20	0.044	
2000	L5-2.4	B5244S		3007	Q20PR-U						4508	PQ20TT	4707	IQ20TT	5302	IQ20	0.032
2000	L5-2.4	B5244T	T	3007	Q20PR-U						4508	PQ20TT	4707	IQ20TT	5302	IQ20	0.032
1999	L5-2.4	B5254S		3007	Q20PR-U						4508	PQ20TT	4707	IQ20TT	5302	IQ20	0.032
1999	L5-2.4	B5254T	T	3007	Q20PR-U						4508	PQ20TT	4707	IQ20TT	5302	IQ20	0.032
1998	L5-2.4	B5254S		3121	K20PR-U11	3168	PK20PR11	3443	SK20PR-L11	4504	PK20TT	4702	IK20TT	5304	IK20	0.044	
1998	L5-2.4	B5254T	T	3121	K20PR-U11	3168	PK20PR11	3443	SK20PR-L11	4504	PK20TT	4702	IK20TT	5304	IK20	0.044	
S80																	
2014-2013	L6-3.0	B6304T4	T						3426	FK20HR11			4704	IKH20TT	5344	IKH20	0.044
2014-2013	L6-3.2	B6324S4							3426	FK20HR11			4704	IKH20TT	5344	IKH20	0.044
2014-2013	L6-3.2	B6324S5							3426	FK20HR11			4704	IKH20TT	5344	IKH20	0.044
2010	L6-3.0	B6304T2	T	3381	K20HR-U11				3421	SK20HR11	4506	PKH20TT	4704	IKH20TT	5344	IKH20	0.044
2010	L6-3.2	B6324S2											4704	IKH20TT	5344	IKH20	0.040
2010	L6-3.2	B6324S		3381	K20HR-U11				3421	SK20HR11	4506	PKH20TT	4704	IKH20TT	5344	IKH20	0.044
2010	V8-4.4	B8444S		3139	K20R-U11	3128	PK20R11	3297	SK20R11	4504	PK20TT	4702	IK20TT	5304	IK20	0.044	
2009	L6-3.0	B6304T2	T						3421	SK20HR11	4506	PKH20TT	4704	IKH20TT	5344	IKH20	0.044
2009	L6-3.2	B6324S							3421	SK20HR11	4506	PKH20TT	4704	IKH20TT	5344	IKH20	0.044
2009	V8-4.4	B8444S							3297	SK20R11	4504	PK20TT	4702	IK20TT	5304	IK20	0.044
2008-2007	V8-4.4	B8444S		3139	K20R-U11	3128	PK20R11	3297	SK20R11	4504	PK20TT	4702	IK20TT	5304	IK20	0.044	
2008	L6-3.0	B6304T2	T	3381	K20HR-U11				3421	SK20HR11	4506	PKH20TT	4704	IKH20TT	5344	IKH20	0.044
2008	L6-3.2	B6324S		3381	K20HR-U11				3421	SK20HR11	4506	PKH20TT	4704	IKH20TT	5344	IKH20	0.044
2007	L6-3.2	B6324S		3381	K20HR-U11				3421	SK20HR11	4506	PKH20TT	4704	IKH20TT	5344	IKH20	0.044



YEAR ANNEE AÑO	CYL	ENGINE MOTEUR MOTOR	NOTES/NOTAS	OE Types						Twin-Tip (TT) Technology				High Performance		GAP ECART. BRECHA
				U-GROOVE (Standard)		DOUBLE PLATINUM		IRIDIUM LONG-LIFE		PLATINUM TT		IRIDIUM TT		IRIDIUM POWER / IRIDIUM RACING		
				STOCK STOCK BOLSA	PLUG BOUGIE BUJIA	STOCK STOCK BOLSA	PLUG BOUGIE BUJIA	STOCK STOCK BOLSA	PLUG BOUGIE BUJIA	STOCK STOCK BOLSA	PLUG BOUGIE BUJIA	STOCK STOCK BOLSA	PLUG BOUGIE BUJIA	STOCK STOCK BOLSA	PLUG BOUGIE BUJIA	
VOLVO [continued]																
S80 [continued]																
2006-2004	L5-2.5	B5254T2	T	3121	K20PR-U11	3168	PK20PR11	3443	SK20PR-L11	4504	PK20TT	4702	IK20TT	5304	IK20	0.044
2005-2003	L6-2.9	B6294T	T											5310	IK22	0.032
2004	L6-2.9	B6294S2		3145	K20PR-U	3245	PK20PR-P8	3403	SK20PR-A8	4504	PK20TT	4702	IK20TT	5304	IK20	0.032
2003-2002	L6-2.9	B6294S		3145	K20PR-U	3245	PK20PR-P8	3403	SK20PR-A8	4504	PK20TT	4702	IK20TT	5304	IK20	0.032
2002	L6-2.9	B6294T	T	3007	Q20PR-U					4508	PQ20TT	4707	IQ20TT	5302	IQ20	0.032
2001-2000	L6-2.9	B6294S		3007	Q20PR-U					4508	PQ20TT	4707	IQ20TT	5302	IQ20	0.032
2001-1999	L6-2.8	B6284T	T	3007	Q20PR-U					4508	PQ20TT	4707	IQ20TT	5302	IQ20	0.032
1999	L6-2.9	B6304S		3007	Q20PR-U					4508	PQ20TT	4707	IQ20TT	5302	IQ20	0.032
S90																
1998	L6-2.9	B6304S2		3007	Q20PR-U					4508	PQ20TT	4707	IQ20TT	5302	IQ20	0.032
1997	L6-2.9	B6304S2		3145	K20PR-U	3245	PK20PR-P8	3403	SK20PR-A8	4504	PK20TT	4702	IK20TT	5304	IK20	0.032
V40																
2004	L4-1.9	B4204T4	T	3145	K20PR-U	3245	PK20PR-P8	3403	SK20PR-A8	4504	PK20TT	4702	IK20TT	5304	IK20	0.032
2003-2001	L4-1.9	B4204T3	T	3145	K20PR-U	3245	PK20PR-P8	3403	SK20PR-A8	4504	PK20TT	4702	IK20TT	5304	IK20	0.032
2003	L4-1.9	B4204T4	T	3145	K20PR-U	3168	PK20PR11	3443	SK20PR-L11			4702	IK20TT	5304	IK20	0.044
2000	L4-1.9	B4204T	T	3145	K20PR-U	3245	PK20PR-P8	3403	SK20PR-A8	4504	PK20TT	4702	IK20TT	5304	IK20	0.032
V50																
2011	L5-2.5	B5254T7	T					3421	SK20HR11			4704	IKH20TT	5344	IKH20	0.044
2010-2005	L5-2.4	B5244S4		3381	K20HR-U11			3421	SK20HR11	4506	PKH20TT	4704	IKH20TT	5344	IKH20	0.044
2010-2005	L5-2.4	B5244S7		3381	K20HR-U11			3421	SK20HR11	4506	PKH20TT	4704	IKH20TT	5344	IKH20	0.044
2010	L5-2.5	B5254T7	T	3381	K20HR-U11			3421	SK20HR11	4506	PKH20TT	4704	IKH20TT	5344	IKH20	0.044
2009	L5-2.5	B5254T7	T					3421	SK20HR11	4506	PKH20TT	4704	IKH20TT	5344	IKH20	0.044
2008	L5-2.5	B5254T7	T	3381	K20HR-U11			3421	SK20HR11	4506	PKH20TT	4704	IKH20TT	5344	IKH20	0.044
2007-2005	L5-2.5	B5254T3	T	3381	K20HR-U11			3421	SK20HR11	4506	PKH20TT	4704	IKH20TT	5344	IKH20	0.044
V70																
2010	L6-3.2	B6324S2										4704	IKH20TT	5344	IKH20	0.040
2010	L6-3.2	B6324S		3381	K20HR-U11			3421	SK20HR11	4506	PKH20TT	4704	IKH20TT	5344	IKH20	0.044
2009-2008	L6-3.2	B6324S						3421	SK20HR11	4506	PKH20TT	4704	IKH20TT	5344	IKH20	0.044
2007-2004	L5-2.5	B5254T4	T	3381	K20HR-U11			3421	SK20HR11	4506	PKH20TT	4704	IKH20TT	5344	IKH20	0.044
2007-2003	L5-2.5	B5254T2	T	3121	K20PR-U11	3168	PK20PR11	3443	SK20PR-L11	4504	PK20TT	4702	IK20TT	5304	IK20	0.044
2007-2002	L5-2.4	B5244S		5061	K20PBR-S10					4504	PK20TT	4702	IK20TT	5304	IK20	0.040
2006-2005	L5-2.4	B5244S6		5061	K20PBR-S10					4504	PK20TT	4702	IK20TT	5304	IK20	0.040
2004	L5-2.3	B5234T3	T	3121	K20PR-U11	3168	PK20PR11	3443	SK20PR-L11	4504	PK20TT	4702	IK20TT	5304	IK20	0.044
2003-2002	L5-2.4	B5244T3	T	3007	Q20PR-U					4508	PQ20TT	4707	IQ20TT	5302	IQ20	0.032
2003-2001	L5-2.3	B5234T3	T	3007	Q20PR-U					4508	PQ20TT	4707	IQ20TT	5302	IQ20	0.032
2003	L5-2.4	B5244S6		5061	K20PBR-S10					4504	PK20TT	4702	IK20TT	5304	IK20	0.040
2001	L5-2.4	B5244S		3007	Q20PR-U					4508	PQ20TT	4707	IQ20TT	5302	IQ20	0.032
2001	L5-2.4	B5244T3	T	3007	Q20PR-U					4508	PQ20TT	4707	IQ20TT	5302	IQ20	0.032
2000-1998	L5-2.3	B5234T3	T	3121	K20PR-U11	3168	PK20PR11	3443	SK20PR-L11	4504	PK20TT	4702	IK20TT	5304	IK20	0.044
2000	L5-2.4	B5244T	T	3121	K20PR-U11	3168	PK20PR11	3443	SK20PR-L11	4504	PK20TT	4702	IK20TT	5304	IK20	0.044
1999-1998	L5-2.4	B5254S		3007	Q20PR-U					4508	PQ20TT	4707	IQ20TT	5302	IQ20	0.032



YEAR ANNEE AÑO	CYL	ENGINE MOTEUR MOTOR	NOTES/NOTAS	OE Types						Twin-Tip (TT) Technology				High Performance		GAP ECART. BRECHA
				U-GROOVE (Standard)		DOUBLE PLATINUM		IRIDIUM LONG-LIFE		PLATINUM TT		IRIDIUM TT		IRIDIUM POWER / IRIDIUM RACING		
				STOCK STOCK BOLSA	PLUG BOUGIE BUJIA	STOCK STOCK BOLSA	PLUG BOUGIE BUJIA	STOCK STOCK BOLSA	PLUG BOUGIE BUJIA	STOCK STOCK BOLSA	PLUG BOUGIE BUJIA	STOCK STOCK BOLSA	PLUG BOUGIE BUJIA	STOCK STOCK BOLSA	PLUG BOUGIE BUJIA	
VOLVO [continued]																
V70 [continued]																
1999	L5-2.3	B5234T8	T	3121	K20PR-U11	3168	PK20PR11	3443	SK20PR-L11	4504	PK20TT	4702	IK20TT	5304	IK20	0.044
1999	L5-2.4	B5254T	T	3007	Q20PR-U					4508	PQ20TT	4707	IQ20TT	5302	IQ20	0.032
1998	L5-2.3	B5234T6	T	3121	K20PR-U11	3168	PK20PR11	3443	SK20PR-L11	4504	PK20TT	4702	IK20TT	5304	IK20	0.044
1998	L5-2.4	B5254T	T	3145	K20PR-U	3245	PK20PR-P8	3403	SK20PR-A8	4504	PK20TT	4702	IK20TT	5304	IK20	0.032
V90																
1998	L6-2.9	B6304S2		3007	Q20PR-U					4508	PQ20TT	4707	IQ20TT	5302	IQ20	0.032
1997	L6-2.9	B6304S2		3145	K20PR-U	3245	PK20PR-P8	3403	SK20PR-A8	4504	PK20TT	4702	IK20TT	5304	IK20	0.032
XC60																
2014-2013	L6-3.0	B6304T4	T					3426	FK20HR11			4704	IKH20TT	5344	IKH20	0.044
2014-2013	L6-3.2	B6324S4						3426	FK20HR11			4704	IKH20TT	5344	IKH20	0.044
2014-2013	L6-3.2	B6324S5						3426	FK20HR11			4704	IKH20TT	5344	IKH20	0.044
2012	L6-3.0	B6304T4	Kit, T					3426	FK20HR11							0.044
2010	L6-3.0	B6304T2	T	3381	K20HR-U11			3421	SK20HR11	4506	PKH20TT	4704	IKH20TT	5344	IKH20	0.044
2010	L6-3.2	B6324S2										4704	IKH20TT	5344	IKH20	0.040
2010	L6-3.2	B6324S		3381	K20HR-U11			3421	SK20HR11	4506	PKH20TT	4704	IKH20TT	5344	IKH20	0.044
XC70																
2014-2013	L6-3.0	B6304T4	T					3426	FK20HR11			4704	IKH20TT	5344	IKH20	0.044
2014-2013	L6-3.2	B6324S4						3426	FK20HR11			4704	IKH20TT	5344	IKH20	0.044
2014-2013	L6-3.2	B6324S5						3426	FK20HR11			4704	IKH20TT	5344	IKH20	0.044
2010	L6-3.0	B6304T2	T	3381	K20HR-U11			3421	SK20HR11	4506	PKH20TT	4704	IKH20TT	5344	IKH20	0.044
2010	L6-3.2	B6324S2										4704	IKH20TT	5344	IKH20	0.040
2010	L6-3.2	B6324S		3381	K20HR-U11			3421	SK20HR11	4506	PKH20TT	4704	IKH20TT	5344	IKH20	0.044
2009	L6-3.0	B6304T2	T					3421	SK20HR11	4506	PKH20TT	4704	IKH20TT	5344	IKH20	0.044
2009	L6-3.2	B6324S						3421	SK20HR11	4506	PKH20TT	4704	IKH20TT	5344	IKH20	0.044
2008	L6-3.2	B6324S		3121	K20PR-U11	3168	PK20PR11	3443	SK20PR-L11	4504	PK20TT	4702	IK20TT	5304	IK20	0.044
2007-2004	L5-2.5	B5254T2	T	3121	K20PR-U11	3168	PK20PR11	3443	SK20PR-L11	4504	PK20TT	4702	IK20TT	5304	IK20	0.044
2003	L5-2.5	B5254T2	T			3245	PK20PR-P8	3403	SK20PR-A8	4504	PK20TT	4702	IK20TT	5304	IK20	0.032
XC90																
2014-2013	L6-3.2	B6324S5						3426	FK20HR11			4704	IKH20TT	5344	IKH20	0.044
2011	V8-4.4	B8444S						3297	SK20R11			4702	IK20TT	5304	IK20	0.044
2009-2007	L6-3.2	B6324S		3381	K20HR-U11			3421	SK20HR11	4506	PKH20TT	4704	IKH20TT	5344	IKH20	0.044
2009	V8-4.4	B8444S						3297	SK20R11	4504	PK20TT	4702	IK20TT	5304	IK20	0.044
2008-2006	V8-4.4	B8444S		3139	K20R-U11	3128	PK20R11	3297	SK20R11	4504	PK20TT	4702	IK20TT	5304	IK20	0.044
2006-2003	L5-2.5	B5254T2	T	3121	K20PR-U11	3168	PK20PR11	3443	SK20PR-L11	4504	PK20TT	4702	IK20TT	5304	IK20	0.044
2005-2004	L6-2.9	B6294T	T										5310	IK22	0.032	
2005	V8-4.4			3139	K20R-U11	3128	PK20R11	3297	SK20R11	4504	PK20TT	4702	IK20TT	5304	IK20	0.044
2003	L6-2.9	B6294T	T							4504	PK20TT	4702	IK20TT	5304	IK20	0.040
XC90 TRUCK																
2010	L6-3.2	B6324S		3381	K20HR-U11			3421	SK20HR11	4506	PKH20TT	4704	IKH20TT	5344	IKH20	0.044
2010	V8-4.4	B8444S		3139	K20R-U11	3128	PK20R11	3297	SK20R11	4504	PK20TT	4702	IK20TT	5304	IK20	0.044



YEAR ANNEE AÑO	CYL	ENGINE MOTEUR MOTOR	NOTES/NOTAS	OE Types						Twin-Tip (TT) Technology				High Performance		GAP ECART. BRECHA
				U-GROOVE (Standard)		DOUBLE PLATINUM		IRIDIUM LONG-LIFE		PLATINUM TT		IRIDIUM TT		IRIDIUM POWER / IRIDIUM RACING		
				STOCK STOCK BOLSA	PLUG BOUGIE BUJIA	STOCK STOCK BOLSA	PLUG BOUGIE BUJIA	STOCK STOCK BOLSA	PLUG BOUGIE BUJIA	STOCK STOCK BOLSA	PLUG BOUGIE BUJIA	STOCK STOCK BOLSA	PLUG BOUGIE BUJIA	STOCK STOCK BOLSA	PLUG BOUGIE BUJIA	
YUGO																
CABRIO																
1991-1990	L4-1.3	6		3031	W16EXR-U	3004	P16R			4501	PW16TT	4708	IW16TT	5305	IW16	0.032
GV																
1991-1990	L4-1.3	6		3031	W16EXR-U	3004	P16R			4501	PW16TT	4708	IW16TT	5305	IW16	0.032
1989-1987	L4-1.1	128A		3066	W20EXR-U	3229	P20R8			4502	PW20TT	4709	IW20TT	5306	IW20	0.032
1986	L4-1.1	2		3066	W20EXR-U	3229	P20R8			4502	PW20TT	4709	IW20TT	5306	IW20	0.032
GVL																
1989	L4-1.1	2		3066	W20EXR-U	3229	P20R8			4502	PW20TT	4709	IW20TT	5306	IW20	0.032
1988	L4-1.1	128A		3066	W20EXR-U	3229	P20R8			4502	PW20TT	4709	IW20TT	5306	IW20	0.032
GVS																
1988	L4-1.1	128A		3066	W20EXR-U	3229	P20R8			4502	PW20TT	4709	IW20TT	5306	IW20	0.032
GVX																
1989-1988	L4-1.3	5		3031	W16EXR-U	3004	P16R			4501	PW16TT	4708	IW16TT	5305	IW16	0.032



PRODUCT INFORMATION



SPARK PLUGS

NUMERICAL LISTING



DK20PR-D13		FXE24HR11		IK16 (CONT.)		IK16TT (CONT.)	
2011-2015	HONDA	2012-2014	BMW	1989-1994	OLDSMOBILE	2009-2011	CHEVROLET
DXE22HCR11S		2008-2015	INFINITI	1996-2000	PLYMOUTH	1998-2004	CHEVROLET
2014-2015	HONDA	2011-2014	MERCEDES-BENZ	1992-1994	PLYMOUTH	1994	CHEVROLET
2014	LAND ROVER	2009-2015	NISSAN	2007	POLARIS	1986-1992	CHEVROLET
DXE22HQR-D11S		2014-2015	SUBARU	1995-2005	POLARIS	1995-2014	CHRYSLER
2013-2015	HONDA	FXU16HR11		2003-2008	PONTIAC	1989-2014	DODGE
DXU22HCR-D11S		2011-2015	HYUNDAI	1990-1995	PONTIAC	1992-1996	EAGLE
2012-2015	ACURA	2011-2015	KIA	2000	ROLLS ROYCE	2002-2005	FORD
2011-2015	HONDA	IK01-24		1998	ROLLS ROYCE	1990-1997	FORD
2008-2009	HONDA	2002-2007	HONDA	1994-1995	ROLLS ROYCE	1993-1997	GEO
2013-2014	HYUNDAI	IK01-27		2005-2006	SAAB	2010	HONDA
FK16HQR11		2000-2001	HONDA	2002-2005	SATURN	1990-2008	HONDA
2009-2014	HYUNDAI	IK16		2000	SATURN	1995-2012	HYUNDAI
2009-2014	KIA	1991-2004	ACURA	1991-1998	SATURN	1990-2002	INFINITI
FK16HR-A8		2008-2012	AUDI	2012-2015	SCION	1996-2004	ISUZU
2013-2015	LEXUS	1999-2001	BENTLEY	2004-2006	SCION	2002-2010	JAGUAR
2012-2015	TOYOTA	1984-1997	BENTLEY	2005-2011	SUBARU	1993-2014	JEEP
FK16HR11		1988-1993	BUICK	1998	SUBARU	1991	JEEP
2009-2012	HYUNDAI	2000-2001	CADILLAC	2000-2010	SUZUKI	2001-2011	KIA
2007-2010	INFINITI	1998-2004	CHEVROLET	1989-2015	TOYOTA	1994-1995	KIA
2009-2010	KIA	1994	CHEVROLET	2009-2010	VOLKSWAGEN	1999-2009	LAND ROVER
2007-2015	NISSAN	1986-1992	CHEVROLET	1993-2002	VOLKSWAGEN	1993-2005	LEXUS
2015	TOYOTA	2013-2014	CHRYSLER	IK16L		2000-2006	LINCOLN
FK16R-A8		2000-2008	CHRYSLER	1992-2006	ACURA	2011-2014	MAZDA
2012-2015	TOYOTA	1995-1997	CHRYSLER	1995-1998	BMW	2000-2005	MAZDA
FK20HBR11		2013-2014	DODGE	2009-2011	CHEVROLET	1998	MAZDA
2006-2015	LEXUS	1989-2005	DODGE	2007-2012	CHRYSLER	1990-1996	MAZDA
FK20HBR8		1992-1996	EAGLE	2004-2005	CHRYSLER	1994-2008	MERCEDES-BENZ
2013-2015	LEXUS	2002-2005	FORD	1995-2000	CHRYSLER	1991-2002	MERCURY
FK20HQR8		1990-1997	FORD	1992-2012	DODGE	2013-2015	MITSUBISHI
2010-2012	HYUNDAI	1993-1997	GEO	2010	HONDA	1992-2010	MITSUBISHI
FK20HR11		1997-2007	HONDA	1990-2008	HONDA	1989-2004	NISSAN
2013-2015	ACURA	1995-2012	HYUNDAI	1996-2012	HYUNDAI	1989-1994	OLDSMOBILE
2010-2015	HONDA	1990-2002	INFINITI	1996-1999	ISUZU	1996-2000	PLYMOUTH
2007-2015	LEXUS	1996-2004	ISUZU	2004-2012	JEEP	1992-1994	PLYMOUTH
2013-2014	SUBARU	2002-2010	JAGUAR	1993-1999	JEEP	2003-2010	PONTIAC
2005-2015	TOYOTA	2013-2014	JEEP	2010-2011	KIA	1990-1995	PONTIAC
2012-2014	VOLVO	2000-2003	JEEP	2004	MAZDA	2000	ROLLS ROYCE
FXE20HE11		1991	JEEP	2000-2002	MAZDA	1998	ROLLS ROYCE
2011	NISSAN	2001-2011	KIA	1998	MAZDA	1994-1995	ROLLS ROYCE
2009	NISSAN	1994-1995	KIA	1990-1991	MAZDA	2005-2006	SAAB
FXE20HE11C		1999-2009	LAND ROVER	2009-2010	PONTIAC	2002-2008	SATURN
2013-2015	NISSAN	1993-2005	LEXUS	2004-2008	SATURN	2000	SATURN
FXE20HR11		2000-2006	LINCOLN	2001-2006	VOLKSWAGEN	1991-1998	SATURN
2007-2015	NISSAN	2011-2014	MAZDA	1993-1999	VOLKSWAGEN	2012-2015	SCION
FXE22HR11		2000-2005	MAZDA	IK16TT		2004-2006	SCION
2007-2015	INFINITI	1998	MAZDA	1991-2006	ACURA	2005-2011	SUBARU
2012-2014	JAGUAR	1990-1996	MAZDA	2008-2012	AUDI	1998	SUBARU
2012-2014	LAND ROVER	1994-2008	MERCEDES-BENZ	1999-2001	BENTLEY	2000-2010	SUZUKI
2007-2014	MERCEDES-BENZ	1991-2002	MERCURY	1984-1997	BENTLEY	1989-2015	TOYOTA
2007-2015	NISSAN	2013-2015	MITSUBISHI	1995-1998	BMW	2009-2010	VOLKSWAGEN
2011-2015	SUBARU	1992-2010	MITSUBISHI	1988-1993	BUICK	1993-2006	VOLKSWAGEN
		1989-2004	NISSAN	2000-2001	CADILLAC		

NUMERICAL LISTING



IK20		IK20 (CONT.)		IK20TT (CONT.)		IK27	
1992-2005	ACURA	1992-2014	VOLKSWAGEN	1995-2001	PLYMOUTH	2000-2001	HONDA
1994-1995	ALFA ROMEO	1992-2011	VOLVO	2009-2010	PONTIAC	IKBH20TT	
1990-2014	AUDI	IK20G		2003-2006	PONTIAC	2006-2015	LEXUS
1991-2008	BMW	2006-2011	HONDA	2011-2012	PORSCHE	IKH16	
2014	CADILLAC	IK20L		1995-2009	PORSCHE	2009-2014	CHRYSLER
2003-2004	CADILLAC	1997-2009	ACURA	1993	PORSCHE	2009-2014	DODGE
1997-1999	CADILLAC	2000-2009	AUDI	2011-2012	RAM	2013-2014	HYUNDAI
2012-2015	CHEVROLET	2000-2010	BMW	2001-2011	SAAB	2007-2009	HYUNDAI
2004-2008	CHEVROLET	1994-2011	DODGE	1994-1997	SAAB	2001-2010	INFINITI
1999-2001	CHEVROLET	1989-1997	FORD	1986-1988	SAAB	2009-2014	JEEP
1993	CHEVROLET	1992-2012	HONDA	2001-2007	SATURN	2013-2014	KIA
2006	CHRYSLER	2002-2012	JEEP	2005-2011	SCION	2006-2010	KIA
1995-2003	CHRYSLER	1990-2003	MAZDA	1990-2012	SUBARU	2013-2015	LEXUS
1999-2002	DAEWOO	2006-2009	MITSUBISHI	1992-2008	SUZUKI	2014-2015	MITSUBISHI
1989-1992	DAIHATSU	2011-2012	RAM	1990-2012	TOYOTA	2013-2015	NISSAN
1991-2005	DODGE	2004-2006	VOLKSWAGEN	1992-2014	VOLKSWAGEN	2000-2009	NISSAN
1994-1998	EAGLE	IK20TT		1992-2011	VOLVO	2011-2014	RAM
1990-1994	GEO	1992-2009	ACURA	IK22		2011-2015	SCION
2013	HONDA	1994-1995	ALFA ROMEO	1991	AUDI	2011-2013	SUZUKI
2001-2008	HONDA	1990-2014	AUDI	2007-2008	BMW	2009-2015	TOYOTA
1994-1997	HONDA	1991-2010	BMW	1994-2005	BMW	IKH16TT	
1993-1995	HYUNDAI	2014	CADILLAC	2013-2015	BUICK	2009-2014	CHRYSLER
1996	INFINITI	2003-2004	CADILLAC	2011-2015	CHEVROLET	2009-2014	DODGE
1994	INFINITI	1997-1999	CADILLAC	2005-2006	DODGE	2013-2014	HYUNDAI
1989-1996	ISUZU	2012-2015	CHEVROLET	2000-2009	HONDA	2007-2009	HYUNDAI
1990-1997	JAGUAR	2004-2008	CHEVROLET	1998	HONDA	2001-2010	INFINITI
2004-2007	KAWASAKI	1999-2001	CHEVROLET	1993-1995	HYUNDAI	2009-2014	JEEP
1995-2005	KIA	1993	CHEVROLET	2001	INFINITI	2013-2014	KIA
1990-2012	LEXUS	2006	CHRYSLER	2002-2004	JEEP	2006-2010	KIA
1999-2001	LOTUS	1995-2003	CHRYSLER	2009	MAZDA	2013-2015	LEXUS
1997	LOTUS	1999-2002	DAEWOO	2006	MAZDA	2014-2015	MITSUBISHI
2001-2003	MAZDA	1989-1992	DAIHATSU	2001-2003	MAZDA	2013-2015	NISSAN
1990-1999	MAZDA	1991-2011	DODGE	2001-2004	NISSAN	2000-2009	NISSAN
1999-2014	MERCEDES-BENZ	1994-1998	EAGLE	1998	NISSAN	2011-2014	RAM
2002-2008	MINI	1989-1997	FORD	2002-2006	POLARIS	2011-2015	SCION
2002-2015	MITSUBISHI	1990-1994	GEO	1999-2000	POLARIS	2011-2013	SUZUKI
1991-2000	MITSUBISHI	1992-2013	HONDA	2005-2008	PORSCHE	2009-2015	TOYOTA
1992-1998	NISSAN	1993-1995	HYUNDAI	2003	PORSCHE	IKH20	
1995-2001	PLYMOUTH	1996	INFINITI	2004	SAAB	2013-2015	ACURA
2000-2010	POLARIS	1994	INFINITI	1991-1993	VOLKSWAGEN	2006-2014	BMW
2009-2010	PONTIAC	1989-1996	ISUZU	2003-2005	VOLVO	2004	BUICK
2003-2006	PONTIAC	1990-1997	JAGUAR	IK22G		2010	CADILLAC
2011-2012	PORSCHE	2002-2012	JEEP	2002-2006	ACURA	2004-2005	CADILLAC
1995-2009	PORSCHE	1995-2005	KIA	1993	ACURA	2008-2009	CHRYSLER
1993	PORSCHE	1990-2012	LEXUS	1991	ACURA	2008-2010	DODGE
2001-2011	SAAB	1999-2001	LOTUS	2000-2011	HONDA	2013-2015	HONDA
1994-1997	SAAB	1997	LOTUS	IK24		2000-2011	HONDA
1986-1988	SAAB	1990-2003	MAZDA	2009-2014	AUDI	2013-2014	HYUNDAI
2001-2007	SATURN	1999-2014	MERCEDES-BENZ	2004	BMW	2005	INFINITI
2005-2011	SCION	2002-2008	MINI	2002-2007	HONDA	2003	INFINITI
1990-2012	SUBARU	2002-2015	MITSUBISHI	2013-2014	PORSCHE	2008-2009	JEEP
1992-2008	SUZUKI	1991-2000	MITSUBISHI	1980	SUZUKI	2008-2012	LAND ROVER
1990-2012	TOYOTA	1992-1998	NISSAN	2011-2015	VOLKSWAGEN	2008-2015	LEXUS

NUMERICAL LISTING



IKH20 (CONT.)	
2010-2011	MERCEDES-BENZ
2003-2007	MERCEDES-BENZ
2004-2012	MITSUBISHI
2007	NISSAN
2012	PORSCHE
2011-2013	RAM
2006-2011	SAAB
2001-2015	SUBARU
2009-2013	SUZUKI
2003-2015	TOYOTA
2004-2014	VOLVO
2008-2010	YAMAHA
IKH20TT	
2013-2015	ACURA
2006-2014	BMW
2004	BUICK
2010	CADILLAC
2004-2005	CADILLAC
2008-2009	CHRYSLER
2008-2010	DODGE
2013-2015	HONDA
2000-2011	HONDA
2013-2014	HYUNDAI
2005	INFINITI
2003	INFINITI
2008-2009	JEEP
2008-2012	LAND ROVER
2008-2015	LEXUS
2010-2011	MERCEDES-BENZ
2003-2007	MERCEDES-BENZ
2004-2012	MITSUBISHI
2007	NISSAN
2012	PORSCHE
2011-2013	RAM
2006-2011	SAAB
2001-2015	SUBARU
2009-2013	SUZUKI
2003-2015	TOYOTA
2004-2014	VOLVO
IKH22	
2012	AUDI
2006	MITSUBISHI
2008-2014	PORSCHE
2004	SUBARU
2005	VOLVO
IKH24	
2013-2014	AUDI
IQ01-31	
1998-2001	KTM
IQ16	
1990-1991	ACURA
1988-1995	BMW
1985-1989	BUICK

IQ16 (CONT.)	
1986-1990	CADILLAC
1986-1990	CHEVROLET
2010	CHRYSLER
2010-2011	DODGE
1989	FORD
1982	FORD
1991-1993	GEO
1989	GEO
1988-1991	HONDA
1999	JAGUAR
1990-1998	MERCEDES-BENZ
1981-1982	MERCURY
1984-1990	NISSAN
1985-1989	OLDSMOBILE
1989-1991	PEUGEOT
1986-1989	PONTIAC
1997-1998	SAAB
1989-1994	SAAB
1999-2002	SATURN
1985-1993	TOYOTA
IQ16TT	
1990-1991	ACURA
1988-1995	BMW
1985-1989	BUICK
1986-1990	CADILLAC
1986-1990	CHEVROLET
2010	CHRYSLER
2010-2011	DODGE
1989	FORD
1982	FORD
1991-1993	GEO
1989	GEO
1988-1991	HONDA
1999	JAGUAR
1990-1998	MERCEDES-BENZ
1981-1982	MERCURY
1984-1990	NISSAN
1985-1989	OLDSMOBILE
1989-1991	PEUGEOT
1986-1989	PONTIAC
1997-1998	SAAB
1989-1994	SAAB
1999-2002	SATURN
1985-1993	TOYOTA
IQ20	
1986-1990	ACURA
1990-1991	AUDI
1995	CHRYSLER
2000	DODGE
1995-1998	DODGE
1995	EAGLE
1989-1990	EAGLE
1988-1991	HONDA

IQ20 (CONT.)	
1997-2003	JAGUAR
1987-1989	JAGUAR
1987-1990	JEEP
1990-1993	LEXUS
1991	LOTUS
1988-1990	MAZDA
1996-1999	MERCEDES-BENZ
1984-1989	NISSAN
1999	PLYMOUTH
1994	PORSCHE
1990-1996	SAAB
1986-1988	SAAB
1987-1991	STERLING
1987-1993	TOYOTA
1990-1991	VOLKSWAGEN
1992-2003	VOLVO
IQ20TT	
1986-1990	ACURA
1990-1991	AUDI
1995	CHRYSLER
2000	DODGE
1995-1998	DODGE
1995	EAGLE
1989-1990	EAGLE
1988-1991	HONDA
1997-2003	JAGUAR
1987-1989	JAGUAR
1987-1990	JEEP
1990-1993	LEXUS
1991	LOTUS
1988-1990	MAZDA
1996-1999	MERCEDES-BENZ
1984-1989	NISSAN
1999	PLYMOUTH
1994	PORSCHE
1990-1996	SAAB
1986-1988	SAAB
1987-1991	STERLING
1987-1993	TOYOTA
1990-1991	VOLKSWAGEN
1992-2003	VOLVO
IQ22	
1989-1993	PORSCHE
1989-2005	SAAB
1985-1987	SAAB
IQ31	
1998-2001	KTM
IRE01-27	
1993-1995	MAZDA
1980-1991	MAZDA
IRE01-31	
1993-1995	MAZDA
1986-1991	MAZDA

IRL01-27	
2004-2011	MAZDA
IRT01-31	
2004-2011	MAZDA
IT16	
1985-2011	BUICK
1982-2014	CADILLAC
1987-2015	CHEVROLET
1974-2014	FORD
1996-2015	GMC
1992	GMC
2003-2010	HUMMER
2003-2005	ISUZU
1996-2000	ISUZU
2000-2008	JAGUAR
1995-2011	LINCOLN
1982	LINCOLN
1997-2008	MAZDA
1984-1993	MERCEDES-BENZ
1975-2011	MERCURY
1988-1989	MERKUR
1985-2004	OLDSMOBILE
1985-2010	PONTIAC
2005-2009	SAAB
2010	SATURN
2005-2008	SATURN
IT16TT	
1985-2011	BUICK
1982-2014	CADILLAC
1987-2015	CHEVROLET
1974-2014	FORD
1996-2015	GMC
1992	GMC
2003-2010	HUMMER
2003-2005	ISUZU
1996-2000	ISUZU
2000-2008	JAGUAR
1995-2011	LINCOLN
1982	LINCOLN
1997-2008	MAZDA
1984-1993	MERCEDES-BENZ
1975-2011	MERCURY
1988-1989	MERKUR
1985-2004	OLDSMOBILE
1985-2010	PONTIAC
2005-2009	SAAB
2010	SATURN
2005-2008	SATURN
IT20	
1997-1999	AUDI
1990-1994	AUDI
2009-2015	CADILLAC
1986-1988	CADILLAC
2006-2015	CHEVROLET

NUMERICAL LISTING



IT20 (CONT.)		IT20TT (CONT.)		ITF16TT (CONT.)		ITL16 (CONT.)	
1987-1995	CHEVROLET	1983-1987	MERCURY	1975-1983	PLYMOUTH	2010	SATURN
1975-1976	CHEVROLET	1985-1989	MERKUR	1994-1995	PONTIAC	2009-2010	VOLKSWAGEN
1981-1983	DELOREAN	1991-1995	OLDSMOBILE	1971-1992	PONTIAC	ITL16TT	
1990-1992	DODGE	1986-1987	OLDSMOBILE	ITF20		1998-2010	CHRYSLER
1988-1992	EAGLE	1987-1989	PEUGEOT	1995-1996	AM GENERAL	2001-2010	DODGE
2013-2014	FORD	1977-1981	PEUGEOT	1980-1983	AMERICAN MOTORS	1998	DODGE
1998-2011	FORD	1989-1995	PONTIAC	1980-1993	BUICK	2014	FORD
1978-1995	FORD	1984-1986	RENAULT	1990-1993	CADILLAC	2011	JEEP
1981-1992	JAGUAR	1976-1990	VOLVO	1982-1986	CADILLAC	2002-2008	JEEP
2005-2007	LAND ROVER	IT22		1970-1997	CHEVROLET	2010	SATURN
1998-2000	LINCOLN	2006-2009	CADILLAC	1992-1993	CHRYSLER	2009-2010	VOLKSWAGEN
1991-1995	LINCOLN	2002-2006	FORD	1989	CHRYSLER	ITL20	
2006-2009	MAZDA	1996-1998	FORD	1994	DODGE	2012-2014	CHRYSLER
1999-2004	MAZDA	1993-1996	JAGUAR	1985-1989	DODGE	1999-2010	CHRYSLER
1991-1997	MAZDA	ITF16		1980-1997	FORD	1999-2014	DODGE
1991-1993	MERCEDES-BENZ	1970-1985	AVANTI	1971	FORD	2012-2014	JEEP
1986	MERCEDES-BENZ	1991	BUICK	1982-1997	GMC	2007-2010	JEEP
2007-2010	MERCURY	1967-1987	BUICK	1973	GMC	2012	LAND ROVER
1992-1995	MERCURY	1992	CADILLAC	1971	GMC	2013-2014	SRT
1983-1987	MERCURY	1980-1982	CADILLAC	1989-1994	ISUZU	ITV16	
1985-1989	MERKUR	1969-1982	CHECKER	1980-1981	MERCURY	2004-2015	BUICK
1991-1995	OLDSMOBILE	1968-1993	CHEVROLET	1976-1994	OLDSMOBILE	2015	CADILLAC
1986-1987	OLDSMOBILE	1975-1977	DODGE	1993	PLYMOUTH	2013	CADILLAC
1987-1989	PEUGEOT	1969-1997	FORD	1976	PLYMOUTH	2005-2009	CADILLAC
1977-1981	PEUGEOT	1968-1990	GMC	1975-1995	PONTIAC	2002-2015	CHEVROLET
1989-1995	PONTIAC	1980-1986	JEEP	ITF20TT		2006-2014	FORD
1984-1986	RENAULT	1969-1971	JEEP	1995-1996	AM GENERAL	1997-2004	FORD
1976-1990	VOLVO	1990-1992	LINCOLN	1980-1983	AMERICAN MOTORS	2002-2015	GMC
IT20TT		1973-1984	LINCOLN	1980-1993	BUICK	2006-2010	HUMMER
1997-1999	AUDI	1991-1993	MERCURY	1990-1993	CADILLAC	2003-2008	ISUZU
1990-1994	AUDI	1970-1989	MERCURY	1982-1986	CADILLAC	2011-2014	LINCOLN
2009-2015	CADILLAC	1974-1987	OLDSMOBILE	1970-1997	CHEVROLET	2006-2015	MAZDA
1986-1988	CADILLAC	1975-1983	PLYMOUTH	1992-1993	CHRYSLER	2001-2002	MAZDA
2006-2015	CHEVROLET	1994-1995	PONTIAC	1989	CHRYSLER	2006-2011	MERCURY
1987-1995	CHEVROLET	1971-1992	PONTIAC	1994	DODGE	1997-2002	MERCURY
1975-1976	CHEVROLET	ITF16TT		1985-1989	DODGE	2002-2004	OLDSMOBILE
1981-1983	DELOREAN	1970-1985	AVANTI	1980-1997	FORD	2002-2010	PONTIAC
1990-1992	DODGE	1991	BUICK	1971	FORD	2005-2009	SAAB
1988-1992	EAGLE	1967-1987	BUICK	1982-1997	GMC	2000-2010	SATURN
2013-2014	FORD	1992	CADILLAC	1973	GMC	2007-2010	SUZUKI
1998-2011	FORD	1980-1982	CADILLAC	1971	GMC	ITV16TT	
1978-1995	FORD	1969-1982	CHECKER	1989-1994	ISUZU	2004-2015	BUICK
1981-1992	JAGUAR	1968-1993	CHEVROLET	1980-1981	MERCURY	2015	CADILLAC
2005-2007	LAND ROVER	1975-1977	DODGE	1976-1994	OLDSMOBILE	2013	CADILLAC
1998-2000	LINCOLN	1969-1997	FORD	1993	PLYMOUTH	2005-2009	CADILLAC
1991-1995	LINCOLN	1968-1990	GMC	1976	PLYMOUTH	2002-2015	CHEVROLET
2006-2009	MAZDA	1980-1986	JEEP	1975-1995	PONTIAC	2006-2014	FORD
1999-2004	MAZDA	1969-1971	JEEP	ITL16		1997-2004	FORD
1991-1997	MAZDA	1990-1992	LINCOLN	1998-2010	CHRYSLER	2002-2015	GMC
1991-1993	MERCEDES-BENZ	1973-1984	LINCOLN	2001-2010	DODGE	2006-2010	HUMMER
1986	MERCEDES-BENZ	1991-1993	MERCURY	1998	DODGE	2003-2008	ISUZU
2007-2010	MERCURY	1970-1989	MERCURY	2011	JEEP	2011-2014	LINCOLN
1992-1995	MERCURY	1974-1987	OLDSMOBILE	2002-2008	JEEP	2006-2015	MAZDA

NUMERICAL LISTING



ITV16TT (CONT.)	
2001-2002	MAZDA
2006-2011	MERCURY
1997-2002	MERCURY
2002-2004	OLDSMOBILE
2002-2010	PONTIAC
2005-2009	SAAB
2000-2010	SATURN
2007-2010	SUZUKI
ITV20	
2010-2015	BUICK
2008	BUICK
2004	BUICK
2010-2015	CADILLAC
2004-2006	CADILLAC
2010-2015	CHEVROLET
2007-2014	FORD
1995-1996	FORD
2010-2015	GMC
2007-2008	GMC
2013-2014	LAND ROVER
2007-2014	LINCOLN
2006-2015	MAZDA
2008-2009	MERCURY
1995-1996	MERCURY
2010	SATURN
2007-2008	SATURN
ITV20TT	
2010-2015	BUICK
2008	BUICK
2004	BUICK
2010-2015	CADILLAC
2004-2006	CADILLAC
2010-2015	CHEVROLET
2007-2014	FORD
1995-1996	FORD
2010-2015	GMC
2007-2008	GMC
2013-2014	LAND ROVER
2007-2014	LINCOLN
2006-2015	MAZDA
2008-2009	MERCURY
1995-1996	MERCURY
2010	SATURN
2007-2008	SATURN
ITV22	
2014-2015	CADILLAC
ITV24	
2002-2004	FORD
IU01-24	
2005-2011	ARCTIC CAT
1998	ARCTIC CAT
2006	BOMBARDIER
2007-2009	CAN-AM
2007-2009	CAN-AM

IU01-24 (CONT.)	
2003-2005	GAS GAS
2005-2009	HONDA
1991-2000	HUSABERG
2002-2006	HUSQVARNA
2005-2011	HYOSUNG
1986-2010	KAWASAKI
1999-2010	SUZUKI
2002	TM
1992-2010	YAMAHA
1988-1990	YAMAHA
IU01-27	
2009	BMW
2008-2010	BUELL
2001-2003	CANNONDALE
2008	DUCATI
2003-2006	DUCATI
2002-2007	HONDA
1990-2010	KAWASAKI
2006-2009	KTM
2006-2007	MV AGUSTA
2000-2002	MV AGUSTA
1993-2007	SUZUKI
2000-2010	TRIUMPH
1994-2010	YAMAHA
IU01-31	
1996-2007	SUZUKI
1990-1992	SUZUKI
1999-2005	YAMAHA
IU20	
1999-2008	ARCTIC CAT
2007-2009	SUZUKI
2005	SUZUKI
2003	SUZUKI
IU22	
2006-2007	APRILIA
2004-2008	ARCTIC CAT
1995-1999	FERRARI
1990-2004	HUSQVARNA
1986	HUSQVARNA
1995-2008	KAWASAKI
2000-2007	KTM
2007	KYMCO
2002-2007	SUZUKI
1991-1993	SUZUKI
2004-2005	VOR
2002	VOR
2004-2010	YAMAHA
IU24	
2005-2011	ARCTIC CAT
1998	ARCTIC CAT
2006	BOMBARDIER
2007-2009	CAN-AM
2000-2002	FERRARI

IU24 (CONT.)	
1995-1996	FERRARI
1984-1985	FERRARI
2003-2005	GAS GAS
1991-2000	HUSABERG
2002-2006	HUSQVARNA
2005-2011	HYOSUNG
1994-2010	KAWASAKI
1999-2010	SUZUKI
2002	TM
1992-2010	YAMAHA
1988-1990	YAMAHA
IU24A	
2009	SKI-DOO
IU27	
2008	DUCATI
2003-2006	DUCATI
2002-2007	HONDA
1990-2010	KAWASAKI
2006-2007	MV AGUSTA
2000-2002	MV AGUSTA
1994-2007	SUZUKI
1994-2010	YAMAHA
IU27A	
2009	BMW
2008-2010	BUELL
2001-2003	CANNONDALE
1994-2010	KAWASAKI
2006-2009	KTM
1993-2005	SUZUKI
2000-2010	TRIUMPH
2004-2010	YAMAHA
IU31	
1996-2007	SUZUKI
IU31A	
1990-1992	SUZUKI
1999-2005	YAMAHA
IU22	
2006-2009	ARCTIC CAT
2005	BOMBARDIER
2002	BOMBARDIER
1970-2009	HONDA
1968	HONDA
1965	HONDA
1963	HONDA
2002-2009	KAWASAKI
1986-1988	KAWASAKI
2004-2007	KYMCO
2010	LEM
2005-2010	POLARIS
2005	SDG
2007-2009	SUZUKI
2003-2005	SUZUKI
1985-2010	YAMAHA

IUF24	
1986-2007	KAWASAKI
2009	KTM
IUF31A	
1961	HONDA
1959	HONDA
IUH24	
1994-2007	HONDA
1989-1990	HONDA
IUH27	
1988-2009	HONDA
IW01-24	
1997-1998	APRILIA
1987-1991	ARCTIC CAT
1979-1980	ARCTIC CAT
1974-1976	ARCTIC CAT
1988-2000	ATK
1977-1979	BULTACO
1980	CAN-AM
2002-2005	GAS GAS
1997-1999	GAS GAS
1981-2004	HONDA
1968-1977	HONDA
1966	HONDA
1992-2006	HUSQVARNA
1986-1988	HUSQVARNA
1972-1984	HUSQVARNA
1978-1984	JOHN DEERE
1973-1975	JOHN DEERE
1976-2008	KAWASAKI
1998-2008	KTM
1996	KTM
1985-2008	POLARIS
1992-2005	SEA-DOO
2005-2008	SKI-DOO
1995	SKI-DOO
1988-1991	SKI-DOO
2001-2008	SUZUKI
1971-1995	SUZUKI
1991-1994	TRIUMPH
1994	WET JET
1968-2008	YAMAHA
IW01-27	
2002-2004	APRILIA
1984-2010	ARCTIC CAT
1979-1981	ARCTIC CAT
1977	ARCTIC CAT
1974-1975	ARCTIC CAT
1977-1979	BULTACO
1980	CAN-AM
1998-2003	COBRA
2004	GAS GAS
2001	GAS GAS
2000-2007	HONDA

NUMERICAL LISTING



IW01-27 (CONT.)		IW16 (CONT.)		IW16 (CONT.)		IW16TT (CONT.)	
1973-1997	HONDA	1968-1993	BMW	1995	VOLKSWAGEN	1986-1995	SUZUKI
1990-2006	HUSQVARNA	1982-1988	BUICK	1980-1983	VOLKSWAGEN	1967-1995	TOYOTA
1986	HUSQVARNA	1968-1969	BUICK	1988-1991	YUGO	1968-1982	TRIUMPH
1982-1984	HUSQVARNA	1968-1973	CADILLAC	IW16TT		1995	VOLKSWAGEN
1976-1984	JOHN DEERE	1968-1969	CHECKER	1967-1979	AMERICAN MOTORS	1980-1983	VOLKSWAGEN
1974-2006	KAWASAKI	1985-1991	CHEVROLET	1959-1961	AMERICAN MOTORS	1988-1991	YUGO
2008-2009	KTM	1959-1970	CHEVROLET	1968-1993	BMW	IW20	
2002-2006	KTM	1974-2000	CHRYSLER	1982-1988	BUICK	1981-1994	ALFA ROMEO
1984-1996	KTM	1971-1972	CHRYSLER	1968-1969	BUICK	2000-2006	ARCTIC CAT
1999-2006	LEM	1988-1992	DAIHATSU	1968-1973	CADILLAC	1977-1987	AUDI
1993-2010	POLARIS	1960-2000	DODGE	1968-1969	CHECKER	1970-1972	AUDI
1987-1990	POLARIS	1992-1996	EAGLE	1985-1991	CHEVROLET	1984-1989	BERTONE
1987-2009	SKI-DOO	1988-1997	FORD	1959-1970	CHEVROLET	1980-1995	BMW
2003-2005	SUZUKI	1979	FORD	1974-2000	CHRYSLER	1966-1978	BMW
1975-1998	SUZUKI	1974-1976	FORD	1971-1972	CHRYSLER	1976	BUICK
1993-1997	TIGERSHARK	2002-2003	GAS GAS	1988-1992	DAIHATSU	1963-1990	CHEVROLET
1995-2003	TM	1996-1997	GAS GAS	1960-2000	DODGE	1958-1961	CHEVROLET
1969-2010	YAMAHA	1989-1997	GEO	1992-1996	EAGLE	1971-1992	DODGE
IW01-29		1963-1973	GMC	1988-1997	FORD	1990-1998	EAGLE
2003	COBRA	1954-1955	GMC	1979	FORD	1974-1975	FERRARI
1986-2007	HONDA	1984-1989	HONDA	1974-1976	FORD	1969-1983	FIAT
1994-1997	HUSQVARNA	1990-2005	HYUNDAI	1989-1997	GEO	1971-1978	FORD
1990-1992	HUSQVARNA	2001-2003	INDIAN	1963-1973	GMC	2004-2005	GAS GAS
2000-2008	KAWASAKI	2003	JAGUAR	1954-1955	GMC	1989	GEO
1986-1990	KAWASAKI	1968-1987	JAGUAR	1984-1989	HONDA	1982-1985	GMC
1995-1997	KTM	1971-1986	JEEP	1990-2005	HYUNDAI	1963-1967	GMC
2004-2005	SUZUKI	2001-2006	KIA	2001-2003	INDIAN	1973-1989	HONDA
1984-2001	YAMAHA	1995-2002	LAND ROVER	2003	JAGUAR	1986-1998	HYUNDAI
IW01-31		1979-1994	MAZDA	1968-1987	JAGUAR	1992-1993	ISUZU
2000	ARCTIC CAT	1987-1991	MERCEDES-BENZ	1971-1986	JEEP	1981-1989	ISUZU
1986-1989	ARCTIC CAT	1975-1985	MERCEDES-BENZ	2001-2006	KIA	1971-1980	JAGUAR
1977-1979	BULTACO	1987-1989	MERCURY	1995-2002	LAND ROVER	1985-1990	JEEP
1996-1997	GAS GAS	1975-1979	MG	1979-1994	MAZDA	1979-1987	KAWASAKI
1977-1978	HONDA	2000-2001	MITSUBISHI	1987-1991	MERCEDES-BENZ	1984-1986	MASERATI
1990	HUSQVARNA	1988-1998	MITSUBISHI	1975-1985	MERCEDES-BENZ	1986-1992	MAZDA
1973-1978	JOHN DEERE	1983-1986	MITSUBISHI	1987-1989	MERCURY	1971-1978	MAZDA
2004	KAWASAKI	1971-1989	NISSAN	1975-1979	MG	1986-1987	MERCEDES-BENZ
1983-1985	KAWASAKI	1963-1969	NISSAN	2000-2001	MITSUBISHI	1960-1974	MERCEDES-BENZ
1997	KTM	1982-1988	OLDSMOBILE	1988-1998	MITSUBISHI	1971-1973	MERCURY
1992-1995	KTM	1966-1969	OLDSMOBILE	1983-1986	MITSUBISHI	1954-1981	MG
1996-2000	SKI-DOO	1971-2000	PLYMOUTH	1971-1989	NISSAN	1983-1999	MITSUBISHI
1986-2007	SUZUKI	1964-1969	PLYMOUTH	1963-1969	NISSAN	2000	MOTO GUZZI
1979-1984	SUZUKI	1956-1957	PLYMOUTH	1982-1988	OLDSMOBILE	1995-1996	MOTO GUZZI
1998	YAMAHA	2004-2006	POLARIS	1966-1969	OLDSMOBILE	1966-1984	NISSAN
1974-1981	YAMAHA	1982-1989	PONTIAC	1971-2000	PLYMOUTH	1991	PEUGEOT
1972	YAMAHA	1967-1969	PONTIAC	1964-1969	PLYMOUTH	1971-1989	PEUGEOT
IW01-32		1983-1986	PORSCHE	1956-1957	PLYMOUTH	1976-1994	PLYMOUTH
1991-2008	KAWASAKI	1980-1984	RENAULT	1982-1989	PONTIAC	1963-1973	PLYMOUTH
2003	SUZUKI	1996-1997	ROLLS ROYCE	1967-1969	PONTIAC	2008-2010	POLARIS
IW16		1984-1993	ROLLS ROYCE	1983-1986	PORSCHE	1992-1994	PONTIAC
1967-1979	AMERICAN MOTORS	1986-1995	SUZUKI	1980-1984	RENAULT	1993-1995	PORSCHE
1959-1961	AMERICAN MOTORS	1967-1995	TOYOTA	1996-1997	ROLLS ROYCE	1970-1991	PORSCHE
2010	ARCTIC CAT	1968-1982	TRIUMPH	1984-1993	ROLLS ROYCE	1981-1987	RENAULT

NUMERICAL LISTING



IW20 (CONT.)	
1969-1977	RENAULT
1969-1988	SAAB
1998-2008	SKI-DOO
1973-1994	SUBARU
1989-1997	SUZUKI
1980	TOYOTA
1967-1974	TOYOTA
1968-1976	TRIUMPH
1971-1994	VOLKSWAGEN
1976-1995	VOLVO
1976-1986	YAMAHA
1986-1989	YUGO
IW20TT	
1981-1994	ALFA ROMEO
1977-1987	AUDI
1970-1972	AUDI
1984-1989	BERTONE
1980-1995	BMW
1966-1978	BMW
1976	BUICK
1963-1990	CHEVROLET
1958-1961	CHEVROLET
1971-1992	DODGE
1990-1998	EAGLE
1974-1975	FERRARI
1969-1983	FIAT
1971-1978	FORD
1989	GEO
1982-1985	GMC
1963-1967	GMC
1973-1989	HONDA
1986-1998	HYUNDAI
1992-1993	ISUZU
1981-1989	ISUZU
1971-1980	JAGUAR
1985-1990	JEEP
1984-1986	MASERATI
1986-1992	MAZDA
1971-1978	MAZDA
1986-1987	MERCEDES-BENZ
1960-1974	MERCEDES-BENZ
1971-1973	MERCURY
1954-1981	MG
1983-1999	MINI
1966-1984	NISSAN
1991	PEUGEOT
1971-1989	PEUGEOT
1976-1994	PLYMOUTH
1963-1973	PLYMOUTH
1992-1994	PONTIAC
1993-1995	PORSCHE
1970-1991	PORSCHE
1981-1987	RENAULT

IW20TT (CONT.)	
1969-1977	RENAULT
1969-1988	SAAB
1973-1994	SUBARU
1989-1997	SUZUKI
1980	TOYOTA
1967-1974	TOYOTA
1968-1976	TRIUMPH
1971-1994	VOLKSWAGEN
1976-1995	VOLVO
1986-1989	YUGO
IW22	
1970-1981	ALFA ROMEO
1983-1992	AUDI
1970-1977	AUDI
1969-1987	BMW
1984-1987	BUICK
1998-2000	CHEVROLET
1987-1989	CHRYSLER
2005-2009	COBRA
1984-1990	DODGE
1989	EAGLE
1973-1985	FERRARI
1969-1974	FIAT
1995-1997	GEO
1994-1996	HONDA
1989-1990	HONDA
1973-1983	HONDA
1989-1997	ISUZU
2006-2008	KAWASAKI
1987-1996	KAWASAKI
1974-1984	KAWASAKI
1966-1969	KAWASAKI
2005-2008	KTM
1989-1995	LOTUS
1989-1991	MASERATI
2003-2005	MINI
1984-1988	MINI
1985-1991	PEUGEOT
1984-1990	PLYMOUTH
1997	POLARIS
1994-1995	POLARIS
1984-1990	PONTIAC
1989-1995	PORSCHE
1980-1983	PORSCHE
1974-1977	PORSCHE
1970-1971	PORSCHE
1968	PORSCHE
1978-1979	RENAULT
1989-1996	SEA-DOO
1970-2004	SUZUKI
1987-1993	VOLKSWAGEN
1984	VOLKSWAGEN
1974-2009	YAMAHA

IW24	
1997-1998	APRILIA
1987-1991	ARCTIC CAT
1979-1980	ARCTIC CAT
1974-1976	ARCTIC CAT
1988-2002	ATK
1977-1979	BULTACO
1980	CAN-AM
1984-1985	FERRARI
1977-1982	FERRARI
2002-2005	GAS GAS
1997-1999	GAS GAS
1981-2004	HONDA
1968-1977	HONDA
1966	HONDA
1992-2006	HUSQVARNA
1986-1988	HUSQVARNA
1972-1984	HUSQVARNA
1978-1984	JOHN DEERE
1973-1975	JOHN DEERE
1976-2007	KAWASAKI
1998-2008	KTM
1996	KTM
1986-1987	MASERATI
1984	MASERATI
1985-2008	POLARIS
1981-1989	PORSCHE
1974-1979	PORSCHE
1969-1971	PORSCHE
1960-1967	PORSCHE
1976-1977	RENAULT
1992-2005	SEA-DOO
2005-2008	SKI-DOO
1995	SKI-DOO
1988-1991	SKI-DOO
2001-2008	SUZUKI
1971-1995	SUZUKI
1991-1994	TRIUMPH
1994	WET JET
1968-2008	YAMAHA
IW27	
2002-2004	APRILIA
1984-2010	ARCTIC CAT
1979-1981	ARCTIC CAT
1977	ARCTIC CAT
1974-1975	ARCTIC CAT
1977-1979	BULTACO
1980	CAN-AM
1999-2003	COBRA
2004	GAS GAS
2001	GAS GAS
2000-2007	HONDA
1973-1997	HONDA
1990-2006	HUSQVARNA

IW27 (CONT.)	
1986	HUSQVARNA
1982-1984	HUSQVARNA
1976-1984	JOHN DEERE
1974-2006	KAWASAKI
2008-2009	KTM
2002-2006	KTM
1984-1996	KTM
1999-2006	LEM
1993-2010	POLARIS
1987-1990	POLARIS
1987-2009	SKI-DOO
2003	SUZUKI
1975-1998	SUZUKI
1993-1997	TIGERSHARK
1995-2003	TM
1969-2010	YAMAHA
IW29	
2003	COBRA
1986-2007	HONDA
1994-1997	HUSQVARNA
1990-1992	HUSQVARNA
2000-2008	KAWASAKI
1986-1990	KAWASAKI
1995-1997	KTM
2004-2005	SUZUKI
1984-2001	YAMAHA
IW31	
2000	ARCTIC CAT
1986-1989	ARCTIC CAT
1977-1979	BULTACO
1996-1997	GAS GAS
1977-1978	HONDA
1990	HUSQVARNA
1973-1978	JOHN DEERE
2004	KAWASAKI
1983-1985	KAWASAKI
1997	KTM
1992-1995	KTM
1996-2000	SKI-DOO
1986-2007	SUZUKI
1979-1984	SUZUKI
1998	YAMAHA
1974-1981	YAMAHA
1972	YAMAHA
IWF16	
1966-1967	BUICK
1962-1964	BUICK
1961-1969	CHEVROLET
1981-1983	HONDA
1997-1998	MINI
1961-1963	OLDSMOBILE
1954-1980	VOLKSWAGEN

NUMERICAL LISTING



IWF20		IWF27 (CONT.)		IX24B (CONT.)		IXU01-24 (CONT.)	
1985-1999	ARCTIC CAT	1968	YAMAHA	1985-2007	SUZUKI	1999-2006	BOMBARDIER
1977-1981	ARCTIC CAT	IWM24		1993-2010	TRIUMPH	1996-2010	BUELL
1962-1963	CHEVROLET	2005-2007	KAWASAKI	1983-2008	YAMAHA	2007-2009	CAN-AM
1992-2001	HONDA	1997-2008	KTM	IX27		2004-2010	DUCATI
1982-1990	HONDA	IWM27		1985-1994	FERRARI	1997-2002	DUCATI
1978-1979	HONDA	1996-2002	APRILIA	1980-1983	HONDA	2009-2010	HARLEY DAVIDSON
1974-1975	HONDA	2008-2010	KTM	1985-2009	KAWASAKI	1970-2009	HONDA
1997	KTM	IX22		1981-1982	KAWASAKI	1993-2006	HUSABERG
1971-1974	OPEL	1998-2005	ARCTIC CAT	2003-2004	KTM	1986	HUSQVARNA
1976-1979	RENAULT	1984-1998	BMW	1991-1999	LAMBORGHINI	2004-2006	JOHN DEERE
1968-1971	RENAULT	1971-1978	HONDA	1998	MOTO GUZZI	1980-2008	KAWASAKI
1978-1980	SUZUKI	1984-1985	KAWASAKI	1980-2005	SUZUKI	2001-2009	KTM
1960-1962	TRIUMPH	1999-2007	SUZUKI	1973-1974	YAMAHA	1994-1999	KTM
1961-1975	VOLVO	1983-1993	SUZUKI	IX27B		1988-1990	KTM
1981-2006	YAMAHA	2008-2010	YAMAHA	1997-2001	DUCATI	2005-2007	KYMCO
1974-1975	YAMAHA	2005-2006	YAMAHA	1998-2005	HONDA	2003-2009	POLARIS
IWF22		1981-2003	YAMAHA	1993-1996	HONDA	2002-2007	SEA-DOO
2002-2005	ARCTIC CAT	IX22B		1985-1988	HONDA	2008	SKI-DOO
1999-2002	ATK	2006-2009	ARCTIC CAT	1996-2005	KAWASAKI	1978-2007	SUZUKI
2005-2006	BOMBARDIER	2003-2008	BMW	1984-1985	KAWASAKI	1993-2010	TRIUMPH
2002	BOMBARDIER	1987-1991	BMW	1990-1995	SUZUKI	1981-2010	YAMAHA
2002-2004	E-TON	1984-2008	HONDA	1985	SUZUKI	1975-1978	YAMAHA
1991-1996	HONDA	1985-2006	KAWASAKI	1992-1993	YAMAHA	IXU01-27	
1999-2002	HUSQVARNA	2004-2007	KYMCO	IXEH20ETT		1998-2006	APRILIA
2003-2006	KAWASAKI	1986-2005	SUZUKI	2013-2015	NISSAN	2005-2009	BMW
1967-1986	KAWASAKI	1998-2010	YAMAHA	2011	NISSAN	1997-2001	DUCATI
2004	LEM	1985	YAMAHA	2009	NISSAN	1998-2005	HONDA
2001-2006	POLARIS	IX24		IXEH20TT		1993-1996	HONDA
1956-1969	PORSCHE	1996-2002	APRILIA	2013-2015	LEXUS	1985-1988	HONDA
1987-2005	SUZUKI	2009	ARCTIC CAT	2013-2016	MAZDA	1980-1983	HONDA
1968-1980	SUZUKI	1991-2003	ATK	2013-2015	MERCEDES-BENZ	1981-2009	KAWASAKI
1970-1972	VOLVO	1997-2008	BMW	2013-2014	MINI	2003-2004	KTM
1986-2008	YAMAHA	1983-1995	BMW	2007-2015	NISSAN	1998	MOTO GUZZI
1969-1984	YAMAHA	2005-2006	BOMBARDIER	2013-2014	SCION	1980-2007	SUZUKI
IWF24		1999-2002	BOMBARDIER	2013-2015	TOYOTA	1992-1993	YAMAHA
1992	GAS GAS	2007	CAN-AM	IXEH22TT		1973-1974	YAMAHA
1982	HONDA	1989-1990	CHRYSLER	2013-2015	HONDA	IXU01-31	
1968-1979	KAWASAKI	1970-2007	HONDA	2007-2015	INFINITI	1999-2003	DUCATI
1998-2002	KTM	1986	HUSQVARNA	2012-2014	JAGUAR	IXU22	
1996	KTM	2004-2006	JOHN DEERE	2012-2014	LAND ROVER	2004-2007	AMERICAN IRONHORSE
2004-2007	KYMCO	2008	KAWASAKI	2007-2014	MERCEDES-BENZ	2004-2009	AUDI
2003-2004	LEM	1980-2006	KAWASAKI	2007-2015	NISSAN	1997-2008	BMW
1980-1983	SUZUKI	1994-1999	KTM	2011-2015	SUBARU	1991-1993	BMW
1972-1977	SUZUKI	1988-1990	KTM	IXG24		1998	BUELL
1997	WET JET	2005-2007	KYMCO	1991-2007	HONDA	1995-1996	BUELL
1995	WET JET	1978-2007	SUZUKI	IXG27		1992-1993	BUELL
2007	YAMAHA	1981-2010	YAMAHA	1984-1995	HONDA	1987-1988	BUELL
1968-2005	YAMAHA	1975-1978	YAMAHA	IXU01-24		2013-2015	CHEVROLET
IWF27		IX24B		1996-2002	APRILIA	2012-2014	FIAT
1994-2000	COBRA	1990-1995	FERRARI	2003-2009	ARCTIC CAT	2004-2010	HARLEY DAVIDSON
1970-1979	KAWASAKI	1982-2009	HONDA	1993-2003	ATK	2008-2009	HONDA
1967-1968	KAWASAKI	1985-2008	KAWASAKI	1997-2009	BMW	2011	PORSCHE
1972	YAMAHA	2001-2002	KTM	1983-1995	BMW	2003-2006	PORSCHE

NUMERICAL LISTING



IXU22 (CONT.)	
2007-2010	VICTORY
2004-2008	VOLKSWAGEN
IXU24	
2003-2008	ARCTIC CAT
2001-2009	BMW
2002-2006	BOMBARDIER
1996-2010	BUELL
2007-2009	CAN-AM
2004-2010	DUCATI
1997-2002	DUCATI
2009-2010	HARLEY DAVIDSON
1979-1980	HONDA
1994-2006	HUSABERG
2004-2005	JOHN DEERE
2003-2009	KTM
2003-2009	POLARIS
2002-2007	SEA-DOO
2008	SKI-DOO
1981-1982	SUZUKI
IXU27	
1998-2006	APRILIA
2005-2009	BMW
2013-2014	DODGE
1998	DUCATI
1995-2002	FERRARI
2012-2014	FIAT
IXUH22	
2012	AUDI
2011-2012	CHRYSLER
2011-2012	DODGE
2007-2008	DODGE
2011-2012	JEEP
2010-2011	KIA
2005-2014	MERCEDES-BENZ
2013-2015	MINI
2007-2011	MINI
2011-2012	PORSCHE
2012	RAM
2008-2015	SMART
IXUH22I	
2009-2015	ACURA
2007-2010	AUDI
2013-2015	CHRYSLER
2013-2014	DODGE
2008-2015	HONDA
2010-2015	HYUNDAI
2004	ISUZU
2013-2014	JEEP
2011-2015	KIA
2007-2012	MINI
2008-2010	PORSCHE
2013-2014	RAM
2007-2014	VOLKSWAGEN

J16BR-U	
1977-1980	AMERICAN MOTORS
1978-1979	JEEP
J16CR-U	
1987	BMW
J16HR-U10	
1978-1980	AMERICAN MOTORS
1980	JEEP
K16GPR-U11	
1989-1997	NISSAN
2005-2012	VOLKSWAGEN
K16HPR-U11	
2010	CHRYSLER
2009-2010	DODGE
2007-2008	HYUNDAI
2010	INFINITI
2001-2007	INFINITI
2009-2010	JEEP
2010	KIA
2006-2007	KIA
2000-2007	NISSAN
2009-2010	TOYOTA
K16PR-L11	
1992-2004	ACURA
2001-2004	CHEVROLET
2003-2005	HONDA
2002-2010	HYUNDAI
1998-1999	INFINITI
1998-2003	ISUZU
2003-2004	JAGUAR
2005-2010	KIA
2009	LAND ROVER
2003-2007	LAND ROVER
2006-2008	MERCEDES-BENZ
1998-2004	MERCEDES-BENZ
1998-1999	NISSAN
2000-2009	SUZUKI
K16PR-P11	
1998-2000	INFINITI
2003-2004	ISUZU
1998-2001	NISSAN
2005-2006	SAAB
2005-2011	SUBARU
K16PR-U	
1999-2001	BENTLEY
1984-1997	BENTLEY
2005-2007	CHRYSLER
1994-1997	DODGE
1992	EAGLE
2005-2007	HYUNDAI
2002-2003	HYUNDAI
1999	INFINITI
1991-1996	INFINITI
1993-1997	JEEP

K16PR-U (CONT.)	
1991	JEEP
2006	KIA
2005	LAND ROVER
1994-2006	MERCEDES-BENZ
1998-2000	NISSAN
1992-1993	PLYMOUTH
2007	POLARIS
1995-2005	POLARIS
1993-2002	VOLKSWAGEN
K16PR-U11	
1997	ACURA
1991-1995	ACURA
1988-1993	BUICK
1986-1992	CHEVROLET
2008	CHRYSLER
1995-2005	CHRYSLER
1989-2005	DODGE
1993-1996	EAGLE
2002-2005	FORD
1990-1997	FORD
2007	HONDA
1997-2002	HONDA
1995-2011	HYUNDAI
1990-2002	INFINITI
2000-2004	ISUZU
1996-1998	ISUZU
1998	JEEP
2001-2011	KIA
1994-1995	KIA
1999-2004	LAND ROVER
2000-2006	LINCOLN
2000-2005	MAZDA
1998	MAZDA
1990-1996	MAZDA
2003-2006	MERCEDES-BENZ
1999	MERCEDES-BENZ
1991-2002	MERCURY
1992-2007	MINI
1989-2004	NISSAN
1989-1994	OLDSMOBILE
1996-1999	PLYMOUTH
1993-1994	PLYMOUTH
1990-1995	PONTIAC
2005-2006	SAAB
2002	SATURN
1991-1998	SATURN
2005-2010	SUBARU
1998	SUBARU
2005-2006	SUZUKI
K16PSR-B8	
2004-2005	CHRYSLER
2004-2005	DODGE
2008-2010	MINI

K16PSR-B8 (CONT.)	
2004-2005	MINI
K16R-U	
2009-2010	AUDI
1998-2000	CHEVROLET
1994	CHEVROLET
1990-1992	CHEVROLET
1993-1997	GEO
1996-1997	LEXUS
2004-2005	MAZDA
1990-1995	NISSAN
1994	OLDSMOBILE
1994	PONTIAC
2000	ROLLS ROYCE
1998	ROLLS ROYCE
1994-1995	ROLLS ROYCE
2004-2006	SCION
1989-2005	TOYOTA
K16R-U11	
2008-2010	AUDI
2000-2002	CHEVROLET
2007	CHRYSLER
2000	CHRYSLER
1999-2008	DODGE
2006-2008	HYUNDAI
2003-2007	JAGUAR
2000-2007	JEEP
2006-2007	KIA
2001-2005	LEXUS
1993-1997	LEXUS
2003	MERCEDES-BENZ
2006-2007	MINI
1999-2004	MINI
1990-1991	NISSAN
2000	PLYMOUTH
2003-2007	PONTIAC
2000-2010	TOYOTA
1990-1998	TOYOTA
K16TNR-S9	
2000-2001	CADILLAC
2005	SATURN
2002-2003	SATURN
2000	SATURN
K16TR11	
1998-2000	LEXUS
1995-2004	TOYOTA
K20HR-U11	
2006-2010	BMW
2004	BUICK
2004-2005	CADILLAC
2008	CHRYSLER
2010	DODGE
2000-2010	HONDA
2005	INFINITI

NUMERICAL LISTING



K20HR-U11 (CONT.)		K20PR-U (CONT.)		K20R-U11 (CONT.)		K22PR-U11 (CONT.)	
2003	INFINITI	1992-2000	SUZUKI	2010	PONTIAC	1998	NISSAN
2008-2010	JEEP	2008-2012	VOLKSWAGEN	2003-2006	PONTIAC	K22TNR-S	
2010	LEXUS	2003-2005	VOLKSWAGEN	2005-2010	SCION	1994-2005	BMW
2010	MERCEDES-BENZ	2001	VOLKSWAGEN	1992-2010	TOYOTA	KJ14CR-L11	
2007	MERCEDES-BENZ	1992-1994	VOLKSWAGEN	2010	VOLVO	1992-1999	HONDA
2003	MERCEDES-BENZ	2000-2004	VOLVO	2005-2008	VOLVO	KJ14CR11	
2004-2012	MITSUBISHI	1997-1998	VOLVO	K20TNR		2007	SEA-DOO
2007	NISSAN	1992	VOLVO	1998	BMW	2000-2004	SEA-DOO
2013	RAM	K20PR-U11		1999-2001	LOTUS	KJ16CR-L11	
2006-2009	SAAB	1994-1995	AUDI	1997	LOTUS	1992-2003	ACURA
2001-2008	SUBARU	2004-2008	CHEVROLET	K20TNR-S9		2009-2011	CHEVROLET
2003-2015	TOYOTA	1999-2001	CHEVROLET	1999	PORSCHE	2007-2014	CHRYSLER
2004-2011	VOLVO	1993	CHEVROLET	K20TR11		2007-2014	DODGE
2008-2010	YAMAHA	2001-2003	CHRYSLER	1996-2001	LEXUS	1990-2004	HONDA
K20PBR		1995-1999	CHRYSLER	2000-2005	PORSCHE	2008-2010	HYUNDAI
1990-1991	AUDI	1999-2002	DAEWOO	1996-2003	TOYOTA	1998-1999	ISUZU
K20PBR-S10		1989-1992	DAIHATSU	K20TXR		2007-2014	JEEP
2011-2012	AUDI	1991-1999	DODGE	1997-2001	AUDI	1999	JEEP
1992-2009	AUDI	1994-1998	EAGLE	1991-2008	BMW	2010	KIA
1999-2000	MERCEDES-BENZ	1990-1993	GEO	2003-2004	CADILLAC	2004	MAZDA
1999-2006	PORSCHE	2007-2008	HONDA	1997-1999	CADILLAC	2009-2010	PONTIAC
2004	SUZUKI	2001-2005	HONDA	1999-2002	DAEWOO	2008	SATURN
2004-2007	VOLKSWAGEN	1994-1996	HONDA	2002-2008	MINI	KJ16CR-U11	
1998-2002	VOLKSWAGEN	1993-1995	HYUNDAI	2004-2005	PORSCHE	2009	DODGE
2002-2007	VOLVO	1989-1996	ISUZU	2001	PORSCHE	KJ16CR11	
K20PR-L11		1995-2005	KIA	1995-1998	PORSCHE	1998	HONDA
1992-2005	ACURA	1990-2003	MAZDA	1993	PORSCHE	1996	HONDA
2009-2010	AUDI	2002-2003	MITSUBISHI	1994-1997	SAAB	1996-1997	ISUZU
2000-2006	AUDI	1991-2000	MITSUBISHI	2001-2003	SATURN	2000-2002	MAZDA
2005-2007	CHEVROLET	2004	NISSAN	2004-2008	SUZUKI	1990-1991	MAZDA
1999-2000	HONDA	1992-1996	NISSAN	1992-2005	VOLKSWAGEN	2001-2006	VOLKSWAGEN
1994-1996	HONDA	2007-2009	PORSCHE	K22PB		KJ20CR-L11	
2004	KIA	2001-2009	SAAB	1991-1993	VOLKSWAGEN	1997-2005	ACURA
1998-2002	KIA	1986-1988	SAAB	K22PBR-S		2006-2009	AUDI
2004-2007	SATURN	1990-2009	SUBARU	1994-1995	BMW	2006-2010	BMW
2005-2006	VOLKSWAGEN	2006-2008	SUZUKI	K22PR-U		1994-2011	DODGE
1999-2002	VOLKSWAGEN	1998-2003	SUZUKI	1991	AUDI	1992-2005	HONDA
K20PR-U		2003-2008	VOLVO	2007-2008	BMW	2002-2012	JEEP
2000-2011	AUDI	1993-2001	VOLVO	2003-2005	HONDA	2006-2009	MITSUBISHI
1992-1997	AUDI	K20PSR-B8		1998	HONDA	2011-2012	RAM
2000	CHRYSLER	2004-2011	MITSUBISHI	1993-1995	HYUNDAI	2004-2006	VOLKSWAGEN
1995-2005	DODGE	K20R-U		2002-2006	POLARIS	KJ20CR11	
1994	GEO	1994-1995	ALFA ROMEO	1999-2000	POLARIS	1989-1997	FORD
1996	INFINITI	1995-1996	LEXUS	K22PR-U11		1999	HONDA
1994	INFINITI	2003-2010	MERCEDES-BENZ	2002-2006	ACURA	1997	HONDA
1992	ISUZU	2003-2006	MITSUBISHI	2005-2006	DODGE	2001	MAZDA
1990-1997	JAGUAR	1993-1998	NISSAN	2000-2010	HONDA	1990-1999	MAZDA
2004	KIA	2000-2004	TOYOTA	2001	INFINITI	KJ20DR-M11	
1990-1994	MITSUBISHI	1990-1995	TOYOTA	2002-2004	JEEP	2002-2009	ACURA
1995-2001	PLYMOUTH	K20R-U11		2009	MAZDA	2002-2011	HONDA
2000-2010	POLARIS	2006	CHRYSLER	2006	MAZDA	KJ22CR-L11	
2005	SAAB	1990-2010	LEXUS	2001-2003	MAZDA	2008-2009	HONDA
2002-2005	SUBARU	2001-2010	MERCEDES-BENZ	2001-2004	NISSAN		

NUMERICAL LISTING



M17		P16R (CONT.)		P20PR11 (CONT.)		P20R8 (CONT.)	
1990-1996	SKI-DOO	1963-1973	GMC	1990-1994	SUBARU	1971-1973	MERCURY
1987	SKI-DOO	1954-1955	GMC	1980-1987	SUBARU	1963-1981	MG
MA16PR-U		1985-1989	HONDA	1989-1997	SUZUKI	1983-1984	NISSAN
1992-1995	FORD	2005	HYUNDAI	1990-1993	VOLKSWAGEN	1980-1981	NISSAN
1959-1990	FORD	1997-2001	HYUNDAI	P20PR8		1970-1976	NISSAN
1968-1972	LINCOLN	2003	JAGUAR	1971-1980	DODGE	1991	PEUGEOT
1958-1965	LINCOLN	1968-1987	JAGUAR	1974-1975	FERRARI	1971-1989	PEUGEOT
1961-1980	MERCURY	1971-1984	JEEP	1986-1992	MAZDA	1994	PLYMOUTH
1958-1959	MERCURY	1995-2002	LAND ROVER	1989-1999	MITSUBISHI	1990-1992	PLYMOUTH
MA20PR-U		1979-1987	MAZDA	1971-1973	PLYMOUTH	1976-1980	PLYMOUTH
1994-1996	FORD	1987-1991	MERCEDES-BENZ	1985-1991	PORSCHE	1963-1972	PLYMOUTH
1989-1991	FORD	1975-1985	MERCEDES-BENZ	1980-1982	PORSCHE	1993-1995	PORSCHE
1955-1976	FORD	1987-1989	MERCURY	1973-1979	SUBARU	1974-1989	PORSCHE
1955-1971	MERCURY	1975-1979	MG	1992-1993	SUZUKI	1981-1987	RENAULT
MA9PR-U		1988-1990	MITSUBISHI	1989	SUZUKI	1975-1977	RENAULT
1980-1983	FORD	1971-1989	NISSAN	1990-1994	VOLKSWAGEN	1972	RENAULT
1955-1962	FORD	1982-1988	OLDSMOBILE	1981-1988	VOLVO	1969-1988	SAAB
1981-1983	MERCURY	1966-1969	OLDSMOBILE	P20R11		1979	SUBARU
P16PR11		1971-1996	PLYMOUTH	1982-1990	CHEVROLET	1974-1976	SUBARU
1988-1992	DAIHATSU	1964-1969	PLYMOUTH	1985-1992	DODGE	1967-1974	TOYOTA
1978-1980	DODGE	1956-1957	PLYMOUTH	1981-1983	DODGE	1968-1976	TRIUMPH
1984-1986	HONDA	1982-1989	PONTIAC	1990-1994	EAGLE	1974-1990	VOLKSWAGEN
2002-2004	HYUNDAI	1967-1969	PONTIAC	1989	GEO	1989-1995	VOLVO
1990-1996	HYUNDAI	1983-1986	PORSCHE	1982-1985	GMC	1976-1984	VOLVO
2001-2006	KIA	1980-1984	RENAULT	1984-1989	HONDA	1986-1989	YUGO
1986-1994	MAZDA	1996-1997	ROLLS ROYCE	1992-1993	ISUZU	P22PR8	
1989-1999	MITSUBISHI	1984-1993	ROLLS ROYCE	1981-1984	ISUZU	1983-1992	AUDI
1983-1986	MITSUBISHI	1992-1993	SUZUKI	1985-1994	MITSUBISHI	1970-1977	AUDI
1985-1988	NISSAN	1967-1995	TOYOTA	1983	MITSUBISHI	1984-1987	BUICK
1978-1983	PLYMOUTH	1968-1982	TRIUMPH	1977-1984	NISSAN	1998-2000	CHEVROLET
P16PR8		1995	VOLKSWAGEN	1987-1994	PLYMOUTH	1987-1989	CHRYSLER
1989-1990	CHRYSLER	1988-1991	YUGO	1976-1982	PLYMOUTH	1984-1990	DODGE
1967	NISSAN	P16R13		1992-1994	PONTIAC	1989	EAGLE
1986-1995	SUZUKI	1996-2000	CHRYSLER	1980-1991	SUBARU	1973-1985	FERRARI
P16R		1995-2000	DODGE	P20R8		1969-1974	FIAT
1967-1979	AMERICAN MOTORS	1990-2000	PLYMOUTH	1991-1993	ALFA ROMEO	1995-1997	GEO
1959-1961	AMERICAN MOTORS	P20PR-S11		1981-1989	ALFA ROMEO	1994-1996	HONDA
1987-1993	BMW	1981-1989	DODGE	1977-1987	AUDI	1979-1983	HONDA
1968-1985	BMW	1986	HONDA	1970-1972	AUDI	1989-1997	ISUZU
1982-1988	BUICK	1975-1983	HONDA	1984-1989	BERTONE	1989-1995	LOTUS
1968-1969	BUICK	1983-1989	MITSUBISHI	1966-1974	BMW	2003-2005	MITSUBISHI
1968-1973	CADILLAC	1981-1988	PLYMOUTH	1976	BUICK	1984-1988	MITSUBISHI
1968-1969	CHECKER	1990-1991	SUBARU	1966-1982	CHEVROLET	1985-1991	PEUGEOT
1985-1991	CHEVROLET	P20PR11		1958-1961	CHEVROLET	1984-1990	PLYMOUTH
1960-1970	CHEVROLET	1989-1990	DODGE	1990-1998	EAGLE	1984-1990	PONTIAC
1974-1999	CHRYSLER	1984-1986	DODGE	1969-1983	FIAT	1989-1995	PORSCHE
1971-1972	CHRYSLER	1979-1980	DODGE	1971-1978	FORD	1980-1983	PORSCHE
1960-1999	DODGE	1986-1998	HYUNDAI	1973-1979	HONDA	1974-1977	PORSCHE
1992-1993	EAGLE	1985-1989	ISUZU	1971-1980	JAGUAR	1970-1971	PORSCHE
1988-1997	FORD	1987-1988	MAZDA	1984-1986	MASERATI	1968	PORSCHE
1979	FORD	1984-1996	MITSUBISHI	1971-1978	MAZDA	1978-1979	RENAULT
1974-1976	FORD	1989-1990	PLYMOUTH	1986-1987	MERCEDES-BENZ	1987-1993	VOLKSWAGEN
1989-1997	GEO	1984-1987	PLYMOUTH	1960-1974	MERCEDES-BENZ	1984	VOLKSWAGEN

NUMERICAL LISTING



PK16PR-L11		PK16PR11 (CONT.)		PK16TR11		PK16TT (CONT.)	
1992-2004	ACURA	2000-2005	MAZDA	1998-2000	LEXUS	2005-2011	SUBARU
2001-2004	CHEVROLET	1998	MAZDA	1995-2004	TOYOTA	1998	SUBARU
2003-2005	HONDA	1990-1995	MAZDA	PK16TT		2000-2009	SUZUKI
2002-2010	HYUNDAI	1994-2006	MERCEDES-BENZ	1991-2006	ACURA	2013-2015	TOYOTA
1998-1999	INFINITI	1997-2002	MERCURY	2008-2011	AUDI	1989-2010	TOYOTA
1998-2003	ISUZU	1991	MERCURY	1999-2001	BENTLEY	2009-2010	VOLKSWAGEN
2003-2004	JAGUAR	1993-2007	MITSUBISHI	1984-1997	BENTLEY	1993-2006	VOLKSWAGEN
2005-2010	KIA	1989-2004	NISSAN	1995-1998	BMW	PK20GR8	
2009	LAND ROVER	1996-1999	PLYMOUTH	1988-1993	BUICK	2005-2009	AUDI
2003-2007	LAND ROVER	1992-1993	PLYMOUTH	2009-2011	CHEVROLET	2008-2014	VOLKSWAGEN
2006-2008	MERCEDES-BENZ	1998	SUBARU	1998-2004	CHEVROLET	2004-2006	VOLKSWAGEN
1998-2004	MERCEDES-BENZ	2005-2006	SUZUKI	1994	CHEVROLET	PK20PR-L11	
1998-1999	NISSAN	1993-2002	VOLKSWAGEN	1986-1992	CHEVROLET	1994-2005	ACURA
2001-2009	SUZUKI	PK16R11		1995-2014	CHRYSLER	1992	ACURA
PK16PR-P11		2012	AUDI	1989-2014	DODGE	2009-2012	AUDI
1988-1993	BUICK	2008-2010	AUDI	1992-1996	EAGLE	2000-2006	AUDI
1986-1992	CHEVROLET	2000-2002	CHEVROLET	2002-2005	FORD	2005-2007	CHEVROLET
1992-1994	DODGE	2007	CHRYSLER	1990-1997	FORD	2004	KIA
1997-2002	HONDA	2000	CHRYSLER	1993-1997	GEO	1998-2002	KIA
1998	HYUNDAI	1999-2008	DODGE	2010	HONDA	2010-2011	SAAB
1994-1995	KIA	2006-2008	HYUNDAI	1990-2008	HONDA	2004-2007	SATURN
1996	MAZDA	2003-2007	JAGUAR	1995-2011	HYUNDAI	2005-2006	VOLKSWAGEN
1993-1994	MAZDA	2000-2009	JEEP	1990-2002	INFINITI	1999-2002	VOLKSWAGEN
1990-1991	MAZDA	2006-2007	KIA	1996-2004	ISUZU	PK20PR-L13	
2005-2006	MERCEDES-BENZ	2001-2005	LEXUS	2003-2010	JAGUAR	1992-2001	ACURA
2003	MERCEDES-BENZ	1993-1997	LEXUS	1993-2014	JEEP	1999-2000	HONDA
1999	MERCEDES-BENZ	2006-2007	MITSUBISHI	1991	JEEP	1994-1997	HONDA
1991-1996	MERCURY	1999-2004	MITSUBISHI	2001-2011	KIA	PK20PR-P11	
1992-2002	MITSUBISHI	1990-1991	NISSAN	1994-1995	KIA	1991-1996	DODGE
1991-1996	NISSAN	2000	PLYMOUTH	1999-2009	LAND ROVER	1991-1999	MITSUBISHI
1989-1994	OLDSMOBILE	2003-2007	PONTIAC	1993-2005	LEXUS	2011-2012	PORSCHE
1993-1994	PLYMOUTH	2000-2010	TOYOTA	2000-2006	LINCOLN	2007-2009	PORSCHE
1990-1995	PONTIAC	1990-1998	TOYOTA	2000-2005	MAZDA	PK20PR-P8	
1991-1998	SATURN	PK16R8		1998	MAZDA	2000-2014	AUDI
PK16PR11		2009-2012	AUDI	1990-1996	MAZDA	1992-1997	AUDI
1997	ACURA	1998-2000	CHEVROLET	1994-2008	MERCEDES-BENZ	2000	CHRYSLER
1991-1995	ACURA	1994	CHEVROLET	1991-2002	MERCURY	1995-2005	DODGE
1999-2001	BENTLEY	1990-1992	CHEVROLET	2013-2015	MITSUBISHI	1994	GEO
1984-1997	BENTLEY	1993-1997	GEO	1992-2009	MITSUBISHI	1996	INFINITI
1995-2008	CHRYSLER	1995	INFINITI	1989-2004	NISSAN	1994	INFINITI
1989-2005	DODGE	1996-1997	LEXUS	1989-1994	OLDSMOBILE	1992	ISUZU
1992-1996	EAGLE	2004-2005	MAZDA	1996-2000	PLYMOUTH	1990-1997	JAGUAR
2002-2005	FORD	2003-2004	MERCEDES-BENZ	1992-1994	PLYMOUTH	2004	KIA
1990-1997	FORD	2000	MERCEDES-BENZ	2003-2010	PONTIAC	1990-1994	MITSUBISHI
1995-2011	HYUNDAI	1990-1995	NISSAN	1990-1995	PONTIAC	1995-2001	PLYMOUTH
1990-2002	INFINITI	1994	OLDSMOBILE	2000	ROLLS ROYCE	2005	SAAB
2000-2002	ISUZU	1994	PONTIAC	1998	ROLLS ROYCE	2002-2005	SUBARU
1996-1998	ISUZU	2000	ROLLS ROYCE	1994-1995	ROLLS ROYCE	1992-2000	SUZUKI
1993-1998	JEEP	1998	ROLLS ROYCE	2005-2006	SAAB	2003-2014	VOLKSWAGEN
1991	JEEP	1994-1995	ROLLS ROYCE	2004-2008	SATURN	2001	VOLKSWAGEN
2001-2011	KIA	2004-2006	SCION	1991-1998	SATURN	1992-1994	VOLKSWAGEN
1999-2005	LAND ROVER	1989-2005	TOYOTA	2013-2015	SCION	2000-2004	VOLVO
2000-2006	LINCOLN			2004-2006	SCION	1997-1998	VOLVO

NUMERICAL LISTING



PK20PR-P8 (CONT.)		PK20TR11 (CONT.)		PK20TT (CONT.)		PKH20TT (CONT.)	
1992	VOLVO	1996-2003	TOYOTA	1992-2008	SUZUKI	2005	INFINITI
PK20PR11		PK20TT		1990-2010	TOYOTA	2003	INFINITI
1994-1995	AUDI	1992-2009	ACURA	1992-2014	VOLKSWAGEN	2008-2009	JEEP
2004-2008	CHEVROLET	1994-1995	ALFA ROMEO	1992-2010	VOLVO	2008-2010	LAND ROVER
1999-2001	CHEVROLET	1992-2014	AUDI	PK22PR-L11S		2013-2015	LEXUS
1993	CHEVROLET	1991-2010	BMW	1993	ACURA	2008-2010	LEXUS
2001-2003	CHRYSLER	2014	CADILLAC	1991	ACURA	2010	MERCEDES-BENZ
1995-1999	CHRYSLER	2003-2004	CADILLAC	2000-2009	HONDA	2007	MERCEDES-BENZ
1999-2002	DAEWOO	1997-1999	CADILLAC	PK22PR11		2003-2005	MERCEDES-BENZ
1989-1992	DAIHATSU	2013-2015	CHEVROLET	2002-2006	ACURA	2004-2012	MINI
1991-1999	DODGE	2004-2008	CHEVROLET	2005-2006	DODGE	2007	NISSAN
1994-1998	EAGLE	1999-2001	CHEVROLET	2006-2010	HONDA	2013	RAM
1990-1993	GEO	1993	CHEVROLET	2001	INFINITI	2006-2009	SAAB
1994-1996	HONDA	2006	CHRYSLER	2002-2004	JEEP	2013-2015	SUBARU
1993-1995	HYUNDAI	1995-2003	CHRYSLER	2009	MAZDA	2001-2010	SUBARU
1989-1996	ISUZU	1999-2002	DAEWOO	2006	MAZDA	2013	SUZUKI
1995-2005	KIA	1989-1992	DAIHATSU	2001-2003	MAZDA	2009	SUZUKI
1990-2003	MAZDA	1991-2011	DODGE	2001-2004	NISSAN	2003-2015	TOYOTA
2002-2003	MINI	1994-1998	EAGLE	1998	NISSAN	2013	VOLVO
1999-2000	MINI	1989-1997	FORD	2004	SAAB	2004-2011	VOLVO
1995-1996	MINI	1990-1994	GEO	PK22PR8		PKJ16CR-L11	
2004	NISSAN	1992-2011	HONDA	1991	AUDI	1992-2003	ACURA
1992-1996	NISSAN	1994-1995	HYUNDAI	2007-2008	BMW	2009-2011	CHEVROLET
2011	SAAB	1996	INFINITI	2003-2005	HONDA	2007-2012	CHRYSLER
2001-2009	SAAB	1994	INFINITI	1998	HONDA	2007-2012	DODGE
1986-1988	SAAB	1989-1996	ISUZU	1993-1995	HYUNDAI	1990-2004	HONDA
1990-2009	SUBARU	1990-1997	JAGUAR	PKH16TT		2008-2010	HYUNDAI
2005-2008	SUZUKI	2002-2012	JEEP	2013-2014	CHRYSLER	1996-1999	ISUZU
1998-2003	SUZUKI	1995-2005	KIA	2009-2010	CHRYSLER	2007-2012	JEEP
2003-2008	VOLVO	1990-2010	LEXUS	2013-2014	DODGE	1999	JEEP
1993-2001	VOLVO	1999-2001	LOTUS	2009-2010	DODGE	2010	KIA
PK20R11		1997	LOTUS	2007-2009	HYUNDAI	2004	MAZDA
2006	CHRYSLER	1990-2003	MAZDA	2001-2010	INFINITI	2000-2002	MAZDA
1990-2010	LEXUS	2013-2014	MERCEDES-BENZ	2013-2014	JEEP	1990-1991	MAZDA
2000-2010	MERCEDES-BENZ	1999-2010	MERCEDES-BENZ	2009-2010	JEEP	2009-2010	PONTIAC
2010	PONTIAC	2002-2008	MINI	2006-2010	KIA	2008	SATURN
2003-2006	PONTIAC	2013-2015	MINI	2013-2015	LEXUS	2001-2006	VOLKSWAGEN
2005-2010	SCION	2002-2009	MINI	2014-2015	LEXUS	PKJ16CR8	
1992-2010	TOYOTA	1991-2000	MINI	2000-2009	NISSAN	1995-1998	BMW
2010	VOLVO	2004	NISSAN	2013-2014	RAM	2009-2014	CHRYSLER
2005-2008	VOLVO	1992-1998	NISSAN	2013-2015	SCION	2008-2014	DODGE
PK20R8		1995-2001	PLYMOUTH	2013	SUZUKI	2009	JEEP
1994-1995	ALFA ROMEO	2009-2010	PONTIAC	2013-2015	TOYOTA	PKJ20CR-L11	
1995-1996	LEXUS	2003-2006	PONTIAC	2009-2010	TOYOTA	1997-2005	ACURA
2003-2010	MERCEDES-BENZ	1995-2009	PORSCHE	PKH20TT		2006-2009	AUDI
2003-2006	MINI	1993	PORSCHE	2013-2014	BMW	2006-2010	BMW
1993-1998	NISSAN	2011-2012	RAM	2006-2011	BMW	1994-2011	DODGE
2000-2004	TOYOTA	2001-2011	SAAB	2004	BUICK	1989-1997	FORD
1990-1995	TOYOTA	1994-1997	SAAB	2004-2005	CADILLAC	1992-2005	HONDA
PK20TR11		1986-1988	SAAB	2008	CHRYSLER	2002-2012	JEEP
2011-2012	AUDI	2001-2007	SATURN	2009-2010	DODGE	2001	MAZDA
1996-2001	LEXUS	2005-2010	SCION	2000-2010	HONDA	1990-1999	MAZDA
2000-2005	PORSCHE	1990-2010	SUBARU	2013-2014	HYUNDAI	2006-2009	MINI

NUMERICAL LISTING



PKJ20CR-L11 (CONT.)		PQ20R		PT16EPR10 (CONT.)		PT16VR13 (CONT.)	
2011-2012	RAM	1990-1993	LEXUS	1987-1994	CHEVROLET	2006-2009	HUMMER
2004-2006	VOLKSWAGEN	1985-1989	NISSAN	2001-2012	FORD	2003-2006	ISUZU
PKJ20CR8		1988-1993	TOYOTA	1974-1994	FORD	2011-2012	LINCOLN
1995-2003	MAZDA	PQ20R-P8		1982	LINCOLN	2001-2002	MAZDA
2009	SKI-DOO	1987-1992	TOYOTA	2004-2005	MAZDA	2006-2011	MERCURY
PQ16R		PQ20R8		1984-1993	MERCEDES-BENZ	1997-2002	MERCURY
1990-1991	ACURA	1995	EAGLE	2009-2011	MERCURY	1995	MERCURY
1988-1995	BMW	1989-1990	EAGLE	1975-1994	MERCURY	2002-2004	OLDSMOBILE
1985-1989	BUICK	PQ20TT		1988-1989	MERKUR	2002-2010	PONTIAC
1986-1990	CADILLAC	1986-1990	ACURA	1985-1994	OLDSMOBILE	2008-2009	SAAB
1986-1990	CHEVROLET	1990-1991	AUDI	1985-1994	PONTIAC	2005	SAAB
1989	FORD	1995	CHRYSLER	PT16EPR13		2000-2009	SATURN
1982	FORD	2000	DODGE	2006-2011	BUICK	2007-2010	SUZUKI
1991-1993	GEO	1995-1998	DODGE	2000-2011	CADILLAC	PT20TT	
1989	GEO	1995	EAGLE	2007-2012	FORD	1997-1999	AUDI
1988-1991	HONDA	1989-1990	EAGLE	2006	MAZDA	1990-1994	AUDI
1999	JAGUAR	1988-1991	HONDA	2003-2004	MAZDA	2013-2015	CADILLAC
1990-1997	MERCEDES-BENZ	1997-2003	JAGUAR	2008	MERCURY	2010	CADILLAC
1981-1982	MERCURY	1987-1989	JAGUAR	2005-2006	MERCURY	1986-1988	CADILLAC
1984-1990	NISSAN	1987-1990	JEEP	2001-2003	OLDSMOBILE	2013-2015	CHEVROLET
1985-1989	OLDSMOBILE	1990-1993	LEXUS	2004-2005	PONTIAC	2010	CHEVROLET
1989-1991	PEUGEOT	1991	LOTUS	PT16TT		1987-1995	CHEVROLET
1986-1989	PONTIAC	1988-1990	MAZDA	1985-2010	BUICK	1975-1976	CHEVROLET
1997-1998	SAAB	1996-1999	MERCEDES-BENZ	2013-2014	CADILLAC	1981-1983	DELOREAN
1989-1994	SAAB	1984-1989	NISSAN	1982-2010	CADILLAC	1990-1992	DODGE
1999-2002	SATURN	1999	PLYMOUTH	2013-2015	CHEVROLET	1988-1992	EAGLE
1985-1992	TOYOTA	1994	PORSCHE	1987-2010	CHEVROLET	2014	FORD
PQ16R8		1990-1996	SAAB	1974-2014	FORD	1999-2011	FORD
1988-1993	TOYOTA	1986-1988	SAAB	2013-2015	GMC	1978-1995	FORD
PQ16TT		1987-1991	STERLING	1996-2010	GMC	1981-1992	JAGUAR
1990-1991	ACURA	1987-1993	TOYOTA	1992	GMC	2005-2007	LAND ROVER
1988-1995	BMW	1990-1991	VOLKSWAGEN	2003-2009	HUMMER	2005	LINCOLN
1985-1989	BUICK	1992-2003	VOLVO	2003-2005	ISUZU	1991-1995	LINCOLN
1986-1990	CADILLAC	PT16EPR-L13		1996-2000	ISUZU	2008-2009	MAZDA
1986-1990	CHEVROLET	1988-2005	BUICK	2000-2008	JAGUAR	1999-2005	MAZDA
2010	CHRYSLER	1982-2000	CADILLAC	1995-2011	LINCOLN	1991-1997	MAZDA
2011	DODGE	2013-2014	CHEVROLET	1982	LINCOLN	1991-1993	MERCEDES-BENZ
1989	FORD	1992-2009	CHEVROLET	1997-2008	MAZDA	1986	MERCEDES-BENZ
1982	FORD	1985-2014	FORD	1984-1993	MERCEDES-BENZ	2007-2010	MERCURY
1991-1993	GEO	2013	GMC	1975-2011	MERCURY	1992-1995	MERCURY
1989	GEO	1996-2009	GMC	1988-1989	MERKUR	1983-1987	MERCURY
1988-1991	HONDA	1992	GMC	1985-2004	OLDSMOBILE	1985-1989	MERKUR
1999	JAGUAR	1996-2000	ISUZU	1985-2009	PONTIAC	1991-1995	OLDSMOBILE
1990-1997	MERCEDES-BENZ	2000-2008	JAGUAR	2005-2009	SAAB	1986-1987	OLDSMOBILE
1981-1982	MERCURY	1995-2011	LINCOLN	2007-2008	SATURN	1987-1989	PEUGEOT
1984-1990	NISSAN	1997-2008	MAZDA	PT16VR13		1977-1981	PEUGEOT
1985-1989	OLDSMOBILE	1985-2011	MERCURY	2004-2010	BUICK	1989-1995	PONTIAC
1989-1991	PEUGEOT	1988-2004	OLDSMOBILE	2005-2009	CADILLAC	1984-1986	RENAULT
1986-1989	PONTIAC	2006	PONTIAC	2002-2010	CHEVROLET	1976-1990	VOLVO
1997-1998	SAAB	1988-2003	PONTIAC	2006-2012	FORD	PTF16TT	
1989-1993	SAAB	PT16EPR10		1997-2004	FORD	1970-1985	AVANTI
1999-2002	SATURN	1985-1994	BUICK	1995	FORD	1991	BUICK
1985-1993	TOYOTA	2004-2007	CADILLAC	2002-2009	GMC	1967-1987	BUICK

NUMERICAL LISTING



PTF16TT (CONT.)	
1992	CADILLAC
1980-1982	CADILLAC
1969-1982	CHECKER
1968-1993	CHEVROLET
1975-1977	DODGE
1969-1997	FORD
1968-1990	GMC
1980-1986	JEEP
1969-1971	JEEP
1990-1992	LINCOLN
1973-1984	LINCOLN
1991-1993	MERCURY
1970-1989	MERCURY
1974-1987	OLDSMOBILE
1975-1983	PLYMOUTH
1994-1995	PONTIAC
1971-1992	PONTIAC
PTF20TT	
1995-1996	AM GENERAL
1980-1983	AMERICAN MOTORS
1980-1993	BUICK
1990-1993	CADILLAC
1982-1986	CADILLAC
1970-1997	CHEVROLET
1992-1993	CHRYSLER
1989	CHRYSLER
1994	DODGE
1985-1989	DODGE
1980-1997	FORD
1971	FORD
1982-1997	GMC
1973	GMC
1971	GMC
1989-1994	ISUZU
1980-1981	MERCURY
1976-1994	OLDSMOBILE
1993	PLYMOUTH
1976	PLYMOUTH
1975-1995	PONTIAC
PTJ16R15	
1989-2008	FORD
2003	ISUZU
1993-1999	MERCURY
1990	MERCURY
PTV16TT	
2013-2015	BUICK
2004-2010	BUICK
2015	CADILLAC
2005-2009	CADILLAC
2013-2015	CHEVROLET
2002-2010	CHEVROLET
2006-2011	FORD
1997-2004	FORD

PTV16TT (CONT.)	
2013-2015	GMC
2002-2010	GMC
2006-2009	HUMMER
2003-2008	ISUZU
2011	LINCOLN
2008-2010	MAZDA
2006	MAZDA
2001-2002	MAZDA
2006-2011	MERCURY
1996-2002	MERCURY
2002-2004	OLDSMOBILE
2002-2010	PONTIAC
2005-2009	SAAB
2000-2009	SATURN
2007-2010	SUZUKI
PW16TT	
1967-1979	AMERICAN MOTORS
1959-1961	AMERICAN MOTORS
1987-1993	BMW
1968-1985	BMW
1982-1988	BUICK
1968-1969	BUICK
1968-1973	CADILLAC
1968-1969	CHECKER
1985-1991	CHEVROLET
1960-1970	CHEVROLET
1974-2000	CHRYSLER
1971-1972	CHRYSLER
1988-1992	DAIHATSU
1960-2000	DODGE
1992-1996	EAGLE
1988-1997	FORD
1979	FORD
1974-1976	FORD
1989-1997	GEO
1963-1973	GMC
1954-1955	GMC
1984-1989	HONDA
1990-2005	HYUNDAI
2003	JAGUAR
1968-1987	JAGUAR
1971-1986	JEEP
2001-2006	KIA
1995-2002	LAND ROVER
1979-1994	MAZDA
1987-1991	MERCEDES-BENZ
1975-1985	MERCEDES-BENZ
1987-1989	MERCURY
1975-1979	MG
1988-2001	MINI
1983-1986	MINI
1971-1989	NISSAN
1967	NISSAN

PW16TT (CONT.)	
1982-1988	OLDSMOBILE
1966-1969	OLDSMOBILE
1971-2000	PLYMOUTH
1964-1969	PLYMOUTH
1956-1957	PLYMOUTH
1982-1989	PONTIAC
1967-1969	PONTIAC
1983-1986	PORSCHE
1980-1984	RENAULT
1996-1997	ROLLS ROYCE
1984-1993	ROLLS ROYCE
1986-1995	SUZUKI
1967-1995	TOYOTA
1968-1982	TRIUMPH
1995	VOLKSWAGEN
1988-1991	YUGO
PW20TT	
1991-1993	ALFA ROMEO
1981-1989	ALFA ROMEO
1977-1987	AUDI
1970-1972	AUDI
1984-1989	BERTONE
1966-1974	BMW
1976	BUICK
1966-1990	CHEVROLET
1958-1961	CHEVROLET
1971-1992	DODGE
1990-1998	EAGLE
1974-1975	FERRARI
1969-1983	FIAT
1971-1978	FORD
1989	GEO
1982-1985	GMC
1973-1989	HONDA
1986-1998	HYUNDAI
1992-1993	ISUZU
1981-1989	ISUZU
1971-1980	JAGUAR
1984-1986	MASERATI
1986-1992	MAZDA
1971-1978	MAZDA
1986-1987	MERCEDES-BENZ
1960-1974	MERCEDES-BENZ
1971-1973	MERCURY
1963-1981	MG
1983-1999	MINI
1970-1984	NISSAN
1991	PEUGEOT
1971-1989	PEUGEOT
1976-1994	PLYMOUTH
1963-1973	PLYMOUTH
1992-1994	PONTIAC
1993-1995	PORSCHE

PW20TT (CONT.)	
1974-1991	PORSCHE
1981-1987	RENAULT
1975-1977	RENAULT
1972	RENAULT
1969-1988	SAAB
1973-1994	SUBARU
1989-1997	SUZUKI
1967-1974	TOYOTA
1968-1976	TRIUMPH
1974-1994	VOLKSWAGEN
1976-1995	VOLVO
1986-1989	YUGO
Q16PR-U	
1988-1995	BMW
1999	JAGUAR
1990-1997	MERCEDES-BENZ
1989	PEUGEOT
1989-1993	SAAB
Q16PR-U11	
1990-1991	ACURA
1982	FORD
1991-1993	GEO
1989	GEO
1988-1991	HONDA
1981-1982	MERCURY
1985-1990	NISSAN
1987-1989	OLDSMOBILE
1987-1989	PONTIAC
1997-1998	SAAB
1994	SAAB
1999-2002	SATURN
Q16PR-U15	
1985-1989	BUICK
1986-1990	CADILLAC
1986-1990	CHEVROLET
1985-1988	OLDSMOBILE
1990	PEUGEOT
1986-1989	PONTIAC
Q16R-U	
1988-1993	TOYOTA
Q16R-U11	
1988	CHEVROLET
1989	FORD
1984-1988	NISSAN
1989-1991	PEUGEOT
1985-1992	TOYOTA
Q20P-U	
1998	MERCEDES-BENZ
1986-1988	SAAB
Q20PR-U	
1990-1991	AUDI
1995	CHRYSLER
2000	DODGE

NUMERICAL LISTING



Q20PR-U (CONT.)		S22PR-A7 (CONT.)		SK16HR11 (CONT.)		SK16PR-L11 (CONT.)	
1995-1998	DODGE	1994-1996	HONDA	2011-2015	SCION	1998	MAZDA
1997-2003	JAGUAR	1979-1983	HONDA	2009-2015	TOYOTA	1990-1996	MAZDA
1987-1989	JAGUAR	1989-1997	ISUZU	SK16PR-A11		1994-2008	MERCEDES-BENZ
1987-1990	JEEP	1989-1995	LOTUS	2006-2009	HYUNDAI	1991-2002	MERCURY
1996-1999	MERCEDES-BENZ	2003-2005	MITSUBISHI	2003-2007	JAGUAR	1992-2007	MITSUBISHI
1994	PORSCHE	1984-1988	MITSUBISHI	2006-2009	KIA	1989-2004	NISSAN
1990-1991	VOLKSWAGEN	1985-1991	PEUGEOT	1999-2004	MITSUBISHI	1989-1994	OLDSMOBILE
1992-2003	VOLVO	1984-1990	PLYMOUTH	SK16PR-E11		1996-1999	PLYMOUTH
Q20PR-U11		1984-1990	PONTIAC	2011-2014	MAZDA	1992-1994	PLYMOUTH
1986-1990	ACURA	1989-1995	PORSCHE	SK16PR-F8		1990-1995	PONTIAC
1988-1991	HONDA	1980-1983	PORSCHE	2009-2012	AUDI	2005-2006	SAAB
1991	LOTUS	1974-1977	PORSCHE	1998-2000	CHEVROLET	1991-1998	SATURN
1988-1989	MAZDA	1970-1971	PORSCHE	1994	CHEVROLET	2005-2011	SUBARU
1984-1989	NISSAN	1968	PORSCHE	1992	CHEVROLET	1998	SUBARU
1999	PLYMOUTH	1978-1979	RENAULT	1990	CHEVROLET	2000-2010	SUZUKI
1990-1996	SAAB	1987-1993	VOLKSWAGEN	1993-1997	GEO	1993-2002	VOLKSWAGEN
1987-1991	STERLING	1984	VOLKSWAGEN	1995	INFINITI	SK16R-P11	
Q20R-U		S29A		1996-1997	LEXUS	2001-2005	LEXUS
1995	EAGLE	1993-1995	MAZDA	2004-2005	MAZDA	SK16R11	
1989-1990	EAGLE	1986-1991	MAZDA	2003-2004	MERCEDES-BENZ	2012	AUDI
Q20R-U11		S31A		2000	MERCEDES-BENZ	2008-2010	AUDI
1990-1993	LEXUS	1993-1995	MAZDA	1990-1995	NISSAN	2000-2002	CHEVROLET
1985-1989	NISSAN	1986-1991	MAZDA	1994	OLDSMOBILE	2007	CHRYSLER
1988-1993	TOYOTA	SK16HR11		1994	PONTIAC	2000	CHRYSLER
Q22PR-U		2014-2015	SCION	2000	ROLLS ROYCE	1999-2008	DODGE
1989-1993	PORSCHE	SC20HR11		1998	ROLLS ROYCE	2000-2007	JEEP
1985-2003	SAAB	2011-2012	HYUNDAI	1994-1995	ROLLS ROYCE	1993-1997	LEXUS
Q22PR-U11		2010-2011	JAGUAR	2004-2006	SCION	2006-2007	MITSUBISHI
1999-2005	SAAB	2012	KIA	1989-2005	TOYOTA	1990-1991	NISSAN
QJ16AR-U		2010-2011	LAND ROVER	SK16PR-L11		2000	PLYMOUTH
1998-2003	DODGE	2011-2015	LEXUS	1991-2004	ACURA	2003-2008	PONTIAC
QJ16HR-U		2011-2015	MERCEDES-BENZ	1999-2001	BENTLEY	2012-2015	SCION
1981-1988	AMERICAN MOTORS	2010-2014	MINI	1984-1997	BENTLEY	2000-2015	TOYOTA
1993-2010	CHRYSLER	2005-2014	NISSAN	1988-1993	BUICK	1990-1998	TOYOTA
1992-2010	DODGE	2009	POLARIS	2001-2004	CHEVROLET	SK20BR11	
1993-1997	EAGLE	2009-2010	PONTIAC	1986-1992	CHEVROLET	2007-2012	AUDI
1988-1989	EAGLE	2008-2014	SCION	1995-2008	CHRYSLER	2007-2009	VOLKSWAGEN
1981-2006	JEEP	2009-2012	SUZUKI	1989-2005	DODGE	SK20HPR-L11	
2000-2001	PLYMOUTH	2009-2015	TOYOTA	1992-1996	EAGLE	2008-2009	CHRYSLER
1997	PLYMOUTH	SF50		2002-2005	FORD	2008-2010	DODGE
QJ20CR11		1967-1972	KAWASAKI	1990-1997	FORD	2007-2011	HONDA
1988-1990	MAZDA	SK16HR11		1997-2005	HONDA	2008-2009	JEEP
S22PR-A7		2013-2014	CHRYSLER	1995-2012	HYUNDAI	2011-2013	RAM
1983-1992	AUDI	2010	CHRYSLER	1990-2002	INFINITI	2013-2015	SUBARU
1970-1977	AUDI	2012-2014	DODGE	1996-2004	ISUZU	2013	SUZUKI
1984-1987	BUICK	2009-2010	DODGE	2003-2004	JAGUAR	SK20HR-A11	
1998-2000	CHEVROLET	2007-2009	HYUNDAI	1993-1998	JEEP	2014-2015	TOYOTA
1987-1989	CHRYSLER	2001-2010	INFINITI	1991	JEEP	SK20HR11	
1984-1990	DODGE	2013-2014	JEEP	2001-2011	KIA	2006-2014	BMW
1989	EAGLE	2009-2010	JEEP	1994-1995	KIA	2004	BUICK
1973-1985	FERRARI	2006-2010	KIA	1999-2009	LAND ROVER	2010	CADILLAC
1969-1974	FIAT	2000-2009	NISSAN	2000-2006	LINCOLN	2004-2005	CADILLAC
1995-1997	GEO	2013-2014	RAM	2000-2005	MAZDA	2009-2011	HONDA

NUMERICAL LISTING



SK20HR11 (CONT.)	
2000-2006	HONDA
2005	INFINITI
2003	INFINITI
2008-2015	LEXUS
2010	MERCEDES-BENZ
2007	MERCEDES-BENZ
2003	MERCEDES-BENZ
2004-2012	MINI
2007	NISSAN
2006-2011	SAAB
2001-2008	SUBARU
2003-2015	TOYOTA
2004-2013	VOLVO
SK20PR-A8	
1994-1995	ALFA ROMEO
2000-2012	AUDI
1992-1997	AUDI
2014	CADILLAC
2013-2015	CHEVROLET
2000	CHRYSLER
1995-2005	DODGE
1994	GEO
1996	INFINITI
1994	INFINITI
1992	ISUZU
1990-1997	JAGUAR
2004	KIA
1995-1996	LEXUS
2003-2014	MERCEDES-BENZ
2003-2006	MINI
1993-1998	NISSAN
1995-2001	PLYMOUTH
2005	SAAB
2002-2005	SUBARU
1992-2000	SUZUKI
2000-2004	TOYOTA
1990-1995	TOYOTA
2003-2012	VOLKSWAGEN
2001	VOLKSWAGEN
1992-1994	VOLKSWAGEN
2000-2004	VOLVO
1997-1998	VOLVO
1992	VOLVO
SK20PR-L11	
1992-2005	ACURA
2009-2012	AUDI
2000-2006	AUDI
1994-1995	AUDI
2004-2008	CHEVROLET
1999-2001	CHEVROLET
1993	CHEVROLET
2001-2003	CHRYSLER
1995-1999	CHRYSLER

SK20PR-L11 (CONT.)	
1999-2002	DAEWOO
1989-1992	DAIHATSU
2003	DODGE
1991-1999	DODGE
1994-1998	EAGLE
1990-1993	GEO
1999-2000	HONDA
1994-1997	HONDA
1993-1995	HYUNDAI
1989-1996	ISUZU
1995-2005	KIA
1990-2003	MAZDA
2002-2003	MINI
1991-2000	MINI
2004	NISSAN
1992-1996	NISSAN
2011-2012	PORSCHE
2007-2009	PORSCHE
2001-2011	SAAB
1986-1988	SAAB
2004-2007	SATURN
1990-2009	SUBARU
2005-2008	SUZUKI
1998-2003	SUZUKI
2005-2006	VOLKSWAGEN
1999-2002	VOLKSWAGEN
2003-2008	VOLVO
1993-2001	VOLVO
SK20R11	
2006	CHRYSLER
1990-2012	LEXUS
2000-2010	MERCEDES-BENZ
2009-2010	PONTIAC
2003-2006	PONTIAC
2005-2011	SCION
1992-2012	TOYOTA
2005-2011	VOLVO
SK22PR-M11	
2005-2006	DODGE
2001	INFINITI
2002-2004	JEEP
2009	MAZDA
2006	MAZDA
2001-2003	MAZDA
2001-2004	NISSAN
1998	NISSAN
2004	SAAB
SK22PR-M11S	
2002-2006	ACURA
1993	ACURA
1991	ACURA
2000-2011	HONDA

SKJ16CR-A8	
1995-1998	BMW
2008-2012	CHRYSLER
2008-2012	DODGE
2009	JEEP
SKJ16CR-L11	
1992-2003	ACURA
2009-2011	CHEVROLET
2007-2012	CHRYSLER
2007-2012	DODGE
1990-2004	HONDA
2008-2012	HYUNDAI
1996-1999	ISUZU
2007-2012	JEEP
1999	JEEP
2010-2011	KIA
2004	MAZDA
2000-2002	MAZDA
1990-1991	MAZDA
2009-2010	PONTIAC
2008	SATURN
2001-2006	VOLKSWAGEN
SKJ16DR-M11	
2003-2006	ACURA
2010	HONDA
2005-2008	HONDA
2004-2007	SATURN
SKJ20CR-A8	
1997-2005	ACURA
2006-2009	AUDI
2006-2010	BMW
1994-2011	DODGE
1989-1997	FORD
1992-2005	HONDA
2002-2011	JEEP
1990-2003	MAZDA
2006-2009	MINI
2004-2006	VOLKSWAGEN
SKJ20DR-M11	
2002-2009	ACURA
2002-2011	HONDA
SKJ20DR-M11S	
2006-2011	HONDA
SKJ20DR-M13	
2007-2013	HONDA
2003-2005	HONDA
SVK20RZ11	
2005-2008	SUZUKI
2001-2002	SUZUKI
SVK20RZ8	
2006-2012	MINI
SXU16HPR-9	
2004	ISUZU

SXU22HCR11S	
2009-2015	ACURA
2007-2010	AUDI
2011-2015	CHRYSLER
2011-2014	DODGE
2008-2015	HONDA
2013-2015	HYUNDAI
2011-2014	JEEP
2013-2015	KIA
2007-2010	MERCEDES-BENZ
2007-2012	MINI
2008-2010	PORSCHE
2012-2014	RAM
2006-2014	VOLKSWAGEN
SXU22HDR8	
2007-2008	DODGE
2005-2014	MERCEDES-BENZ
2013-2015	MINI
2007-2011	MINI
2008-2012	SMART
SXU22PR9	
2013-2015	CHEVROLET
2014	FIAT
T14PR-U	
1973-1975	BUICK
1970-1971	BUICK
1976-1979	CHEVROLET
1975-1980	CHEVROLET
1970-1972	CHEVROLET
1978-1983	CHRYSLER
1975-1984	DODGE
1985	FORD
1976-1980	GMC
1970-1971	GMC
1985	LINCOLN
1985	MERCURY
1973-1976	OLDSMOBILE
1970-1971	OLDSMOBILE
1978-1983	PLYMOUTH
1970-1976	PONTIAC
T14PR-U15	
1977-1979	BUICK
1979	OLDSMOBILE
1977	OLDSMOBILE
1975	OLDSMOBILE
1975-1979	PONTIAC
T16EPR-U	
1985-1994	BUICK
2004-2007	CADILLAC
1987-1994	CHEVROLET
2000-2012	FORD
1974-1994	FORD
1982	LINCOLN
2004-2005	MAZDA

NUMERICAL LISTING



T16EPR-U (CONT.)		T16PR-U11 (CONT.)		T20EPR-U (CONT.)		T20PR-U11 (CONT.)	
1984-1993	MERCEDES-BENZ	1970-1972	CHEVROLET	1994-1997	MAZDA	1980-1981	MERCURY
2011	MERCURY	1973-1984	FORD	1991-1993	MERCEDES-BENZ	1990-1994	OLDSMOBILE
1975-1994	MERCURY	1971	FORD	1986-1987	MERCEDES-BENZ	1980-1986	OLDSMOBILE
1988-1989	MERKUR	1976-1988	GMC	1992-1995	MERCURY	1981-1995	PONTIAC
1985-1994	OLDSMOBILE	1974	GMC	1983-1987	MERCURY	T20PR-U15	
1985-1994	PONTIAC	1984-1986	JEEP	1985-1989	MERKUR	1980-1983	AMERICAN MOTORS
T16EPR-U15		1973-1978	LINCOLN	1991-1995	OLDSMOBILE	1980-1992	BUICK
1988-2010	BUICK	1987-1989	MERCURY	1986-1987	OLDSMOBILE	1978-1993	CHEVROLET
1982-2010	CADILLAC	1983-1984	MERCURY	1987-1989	PEUGEOT	1985-1995	GMC
1992-2009	CHEVROLET	1973-1980	MERCURY	1977-1981	PEUGEOT	1978-1992	OLDSMOBILE
1985-2010	FORD	1974-1987	OLDSMOBILE	1989-1995	PONTIAC	1993	PONTIAC
1996-2009	GMC	1994-1995	PONTIAC	1984-1986	RENAULT	1977-1991	PONTIAC
1992	GMC	1972-1987	PONTIAC	1976-1990	VOLVO	1975	PONTIAC
1996-2000	ISUZU	T16PR-U15		T20EPR-U15		T20R-U	
2000-2008	JAGUAR	1975-1987	BUICK	1975	CHEVROLET	1970	CHEVROLET
1995-2009	LINCOLN	1980-1982	CADILLAC	2006-2011	FORD	T22EP-U	
1997-2008	MAZDA	1977-1987	CHEVROLET	1986-1990	FORD	1996-1998	FORD
1985-2010	MERCURY	1977-1983	FORD	1978-1979	FORD	1993-1996	JAGUAR
1988-2004	OLDSMOBILE	1978-1984	GMC	1991-1996	MAZDA	TJ14R-P15	
1988-2006	PONTIAC	1980-1983	JEEP	2007-2010	MERCURY	1995-1996	BUICK
T16NR-U11		1977-1984	LINCOLN	1986-1987	MERCURY	2001-2007	CHEVROLET
1983-1993	FORD	1975-1985	MERCURY	T20PR-U		1993-1997	CHEVROLET
1986-1994	LINCOLN	1977-1987	OLDSMOBILE	1995-1996	AM GENERAL	2001-2007	GMC
1982-1993	MERCURY	1975	OLDSMOBILE	1992-1993	BUICK	1995-1996	OLDSMOBILE
T16PR-U		1975-1987	PONTIAC	1982-1986	BUICK	1995-1997	PONTIAC
1970-1974	AVANTI	T16R-U		1990-1993	CADILLAC	U20EPR9	
1967-1974	BUICK	1968-1991	CHEVROLET	1982-1986	CADILLAC	2006-2007	VICTORY
1992	CADILLAC	1968-1990	GMC	1971-1997	CHEVROLET	U20ESR-N	
1970-1975	CHECKER	1975	OLDSMOBILE	1992-1993	CHRYSLER	1999-2008	ARCTIC CAT
1980-1993	CHEVROLET	1972	PONTIAC	1989	CHRYSLER	2007-2009	SUZUKI
1975	CHEVROLET	T16R-U15		1994	DODGE	2003	SUZUKI
1970-1972	CHEVROLET	1985-1987	BUICK	1985-1989	DODGE	U20FS-U	
1975-1977	DODGE	1985	CHEVROLET	1985-1995	FORD	1970-1981	HONDA
1985-1997	FORD	1974-1976	CHEVROLET	1971	FORD	1986-1988	KAWASAKI
1970-1974	FORD	1970-1972	CHEVROLET	1983-1997	GMC	2008-2010	YAMAHA
1986	GMC	1974-1976	GMC	1973	GMC	1991-2001	YAMAHA
1980-1984	GMC	1972	GMC	1971	GMC	1985-1989	YAMAHA
1970-1972	GMC	1985	PONTIAC	1989-1991	ISUZU	U20FSR-U	
1969-1971	JEEP	T20EPR-U		1991-1994	OLDSMOBILE	1991-2007	HONDA
1990-1992	LINCOLN	1997-1999	AUDI	1982-1986	OLDSMOBILE	1982-1989	HONDA
1991-1993	MERCURY	1990-1994	AUDI	1976-1977	OLDSMOBILE	2002-2008	KAWASAKI
1985-1986	MERCURY	1986-1988	CADILLAC	1993	PLYMOUTH	2005-2010	POLARIS
1970-1974	MERCURY	1987-1995	CHEVROLET	1976	PLYMOUTH	2007	SUZUKI
1975-1983	PLYMOUTH	1976	CHEVROLET	1989	PONTIAC	2003-2005	SUZUKI
1985-1992	PONTIAC	1981-1983	DELOREAN	1980-1987	PONTIAC	2000-2009	YAMAHA
1971-1974	PONTIAC	1990-1992	DODGE	1976-1977	PONTIAC	U22ES-N	
T16PR-U11		1988-1992	EAGLE	T20PR-U11		1990-2004	HUSQVARNA
1975-1985	AVANTI	1999	FORD	1980-1986	BUICK	1986	HUSQVARNA
1991	BUICK	1979-1995	FORD	1980-1995	CHEVROLET	U22ESR-N	
1984-1985	BUICK	1981-1992	JAGUAR	1996-1997	FORD	2006-2007	APRILIA
1971-1982	BUICK	2005-2006	LAND ROVER	1980-1984	FORD	2004-2008	ARCTIC CAT
1969-1982	CHECKER	1991-1995	LINCOLN	1982-1993	GMC	1995-2008	KAWASAKI
1974-1988	CHEVROLET	1999-2003	MAZDA	1991-1994	ISUZU	2007	KYMCO

NUMERICAL LISTING



U22ESR-N (CONT.)	
2002-2007	SUZUKI
2004-2010	YAMAHA
U22FS-U	
1971-1981	HONDA
1968	HONDA
1965	HONDA
1963	HONDA
2004-2007	KYMCO
2010	LEM
1987-1998	YAMAHA
1985	YAMAHA
U22FSR-U	
2006-2009	ARCTIC CAT
2005	BOMBARDIER
2002	BOMBARDIER
1982-2009	HONDA
2007-2009	KAWASAKI
2007	KYMCO
2005	SDG
2007-2009	SUZUKI
1999-2008	YAMAHA
U24ES-N	
1991-2000	HUSABERG
U24ESR-N	
2005-2011	ARCTIC CAT
1998	ARCTIC CAT
2006	BOMBARDIER
2007-2009	CAN-AM
2003-2005	GAS GAS
2002-2006	HUSQVARNA
2005-2011	HYOSUNG
1994-2010	KAWASAKI
1999-2009	SUZUKI
2002	TM
1992-2010	YAMAHA
1988-1990	YAMAHA
U24ETR	
2000-2007	KTM
2002-2007	SUZUKI
1991-1993	SUZUKI
2004-2005	VOR
2002	VOR
U24FER9	
1994-2007	HONDA
1989-1990	HONDA
U24FS-U	
2007	KAWASAKI
1986-1995	KAWASAKI
U24FSR-U	
1996-2006	KAWASAKI
2009	KTM
U27ES-N	
1990-1993	KAWASAKI

U27ESR-N	
2008	DUCATI
2003-2006	DUCATI
2002-2007	HONDA
1993-2010	KAWASAKI
2006-2007	MV AGUSTA
2000-2002	MV AGUSTA
1994-2007	SUZUKI
1994-2010	YAMAHA
U27ETR	
2001-2003	CANNONDALE
1994-2010	KAWASAKI
1993-2005	SUZUKI
2000-2010	TRIUMPH
2004-2010	YAMAHA
U27FER9	
2006	HONDA
1988-2004	HONDA
U31ESR-N	
1996-2007	SUZUKI
U31ETR	
1990-1992	SUZUKI
1999-2005	YAMAHA
W14-U	
1968-1969	AVANTI
1969	CHEVROLET
W14EKR-S11	
1987	HONDA
1984-1985	HONDA
W14EPR-U	
2010	ARCTIC CAT
W14EXR-U	
1964-1970	AMERICAN MOTORS
1974	CADILLAC
1960-1978	DODGE
1969-1974	INTERNATIONAL
1962-1970	JEEP
1987-1995	LAND ROVER
1988-1991	MERCEDES-BENZ
1960-1980	PLYMOUTH
1964-1965	PONTIAC
1967-1987	TOYOTA
W14EXR-U11	
1990-1996	CHRYSLER
1990-1996	DODGE
1993-1997	EAGLE
1985-1986	NISSAN
1998-1999	PLYMOUTH
1991-1995	PLYMOUTH
1990-1993	PONTIAC
W14EXR-U15	
1974-1984	CADILLAC
W14FP-U	
1977-1981	HONDA

W14FP-U (CONT.)	
1979-1993	SUZUKI
1971	SUZUKI
2008	YAMAHA
1981-2006	YAMAHA
W14FP-UL	
1987-1991	SUZUKI
1979-1984	SUZUKI
W14FPR-U	
1982-1983	HONDA
2003-2006	KAWASAKI
1962-1963	OLDSMOBILE
1994-2005	SUZUKI
1986	SUZUKI
W14L	
1959-1967	AMERICAN MOTORS
1953-1954	FORD
1946-1951	FORD
W14PR-U	
1965-1967	BUICK
1951-1961	BUICK
1955-1967	CADILLAC
1962-1970	CHEVROLET
1972-1978	CHRYSLER
1957-1967	CHRYSLER
1975-1978	DODGE
1964-1973	OLDSMOBILE
1972-1978	PLYMOUTH
1960-1970	PONTIAC
W16EKR-S11	
1984-1986	HONDA
W16EP-U	
1985-1986	JEEP
1967	NISSAN
W16EPR-U	
2000	CHRYSLER
1989-1995	CHRYSLER
1989-2000	DODGE
1985	DODGE
1993-1996	EAGLE
2002-2003	GAS GAS
1996-1997	GAS GAS
1989-1993	GEO
1989-2000	PLYMOUTH
2004-2006	POLARIS
1986-1995	SUZUKI
W16EPR-U10	
1978-1980	DODGE
2001-2003	INDIAN
1978-1983	PLYMOUTH
W16EPR-U11	
1988-1992	DAIHATSU
2002-2004	HYUNDAI
1990-1996	HYUNDAI

W16EPR-U11 (CONT.)	
2001-2006	KIA
1986-1994	MAZDA
1989-1999	MITSUBISHI
1983-1986	MITSUBISHI
1985-1988	NISSAN
W16ES-U	
1963-1965	NISSAN
W16ESR-U	
1964-1965	CHEVROLET
1959-1962	CHEVROLET
1965-1969	NISSAN
1980-1983	VOLKSWAGEN
W16ETR-S	
2000-2001	MITSUBISHI
W16EXR-U	
1967-1979	AMERICAN MOTORS
1959-1961	AMERICAN MOTORS
1968-1993	BMW
1982-1986	BUICK
1968-1969	BUICK
1968-1973	CADILLAC
1968-1969	CHECKER
1985-1986	CHEVROLET
1960-1970	CHEVROLET
1974-1993	CHRYSLER
1971-1972	CHRYSLER
1960-1999	DODGE
1988-1997	FORD
1979	FORD
1974-1976	FORD
1963-1973	GMC
1954-1955	GMC
2003	JAGUAR
1968-1987	JAGUAR
1971-1984	JEEP
1995-2002	LAND ROVER
1993	MAZDA
1979-1987	MAZDA
1987-1991	MERCEDES-BENZ
1975-1985	MERCEDES-BENZ
1988-1989	MERCURY
1975-1979	MG
1988-1990	MITSUBISHI
1981-1989	NISSAN
1974-1976	NISSAN
1982-1986	OLDSMOBILE
1966-1969	OLDSMOBILE
1971-1995	PLYMOUTH
1964-1969	PLYMOUTH
1956-1957	PLYMOUTH
1982-1986	PONTIAC
1967-1969	PONTIAC
1983-1986	PORSCHE

NUMERICAL LISTING



W16EXR-U (CONT.)		W16PR-U (CONT.)		W20EPR-U11 (CONT.)		W20EXR-U (CONT.)	
1980-1984	RENAULT	1963-1971	JEEP	1989-1990	PLYMOUTH	1971-1973	MERCURY
1996-1997	ROLLS ROYCE	1975-1976	OLDSMOBILE	1990-1994	SUBARU	1963-1981	MG
1984-1993	ROLLS ROYCE	1960-1969	OLDSMOBILE	1980-1987	SUBARU	1983-1984	NISSAN
1992-1993	SUZUKI	1957-1978	PLYMOUTH	1989-1997	SUZUKI	1980-1981	NISSAN
1967-1995	TOYOTA	1963-1971	PONTIAC	1990-1993	VOLKSWAGEN	1970-1976	NISSAN
1968-1982	TRIUMPH	W16S-U		W20ES-U		1991	PEUGEOT
1995	VOLKSWAGEN	1962-1970	CHEVROLET	1982-1983	KAWASAKI	1971-1989	PEUGEOT
1988-1991	YUGO	1968-1969	GMC	1976-1980	KAWASAKI	1994	PLYMOUTH
W16EXR-U11		W20EKR-S11		1954-1962	MG	1990-1992	PLYMOUTH
1987-1988	BUICK	1986	HONDA	1977-1979	NISSAN	1976-1980	PLYMOUTH
1985-1991	CHEVROLET	1975-1983	HONDA	1976-1977	SUZUKI	1963-1972	PLYMOUTH
1988-2000	CHRYSLER	W20EP-U		1972-1974	SUZUKI	1993-1995	PORSCHE
1982-1985	CHRYSLER	1980-1995	BMW	1973-1974	YAMAHA	1974-1989	PORSCHE
1979-2000	DODGE	1969-1978	BMW	W20ESR-U		1981-1987	RENAULT
1992-1993	EAGLE	1979-1982	KAWASAKI	1982-1994	ALFA ROMEO	1975-1977	RENAULT
1989-1997	GEO	1976-1986	YAMAHA	1963-1969	CHEVROLET	1972	RENAULT
1985-1989	HONDA	W20EPBR-S		1963-1967	GMC	1969-1988	SAAB
2005	HYUNDAI	1985-1986	VOLKSWAGEN	1985-1990	JEEP	1967-1974	TOYOTA
1997-2001	HYUNDAI	W20EPR-S11		1975-1976	NISSAN	1968-1976	TRIUMPH
1998	LAND ROVER	1981-1989	DODGE	1966-1973	NISSAN	1974-1990	VOLKSWAGEN
1987	MERCURY	1983-1989	MITSUBISHI	2008-2010	POLARIS	1989-1995	VOLVO
1977-1984	NISSAN	1981-1988	PLYMOUTH	2001-2006	POLARIS	1976-1984	VOLVO
1971-1973	NISSAN	1990-1991	SUBARU	1970-1973	PORSCHE	1986-1989	YUGO
1987-1988	OLDSMOBILE	W20EPR-U		1985-1987	RENAULT	W20EXR-U11	
1979-2000	PLYMOUTH	2000-2006	ARCTIC CAT	1969-1975	RENAULT	1982-1990	CHEVROLET
1987-1989	PONTIAC	1971-1980	DODGE	1983-1991	VOLKSWAGEN	1985-1992	DODGE
1980-1994	TOYOTA	1974-1975	FERRARI	1971-1979	VOLKSWAGEN	1981-1983	DODGE
W16FP-U		2004-2005	GAS GAS	W20ETR-S		1990-1994	EAGLE
1981	HONDA	1983-1987	KAWASAKI	1980	TOYOTA	1989	GEO
W16FPR-U		1986-1992	MAZDA	W20EX-U		1982-1985	GMC
1966-1967	BUICK	1989-1999	MITSUBISHI	1963-1967	MG	1984-1989	HONDA
1962-1964	BUICK	2000	MOTO GUZZI	1972-1974	NISSAN	1992-1993	ISUZU
W16FS-U		1995-1996	MOTO GUZZI	1979	SUBARU	1981-1984	ISUZU
1961-1963	CHEVROLET	1971-1973	PLYMOUTH	1974-1976	SUBARU	1985-1994	MITSUBISHI
1997-1998	MITSUBISHI	1985-1991	PORSCHE	W20EXR-U		1983	MITSUBISHI
W16FSR		1980-1982	PORSCHE	1991-1993	ALFA ROMEO	1977-1984	NISSAN
1964-1969	CHEVROLET	1998-2008	SKI-DOO	1981-1989	ALFA ROMEO	1987-1994	PLYMOUTH
1961-1963	OLDSMOBILE	1973-1979	SUBARU	1977-1987	AUDI	1976-1982	PLYMOUTH
1954-1980	VOLKSWAGEN	1992-1993	SUZUKI	1970-1972	AUDI	1992-1994	PONTIAC
W16LS		1989-1990	SUZUKI	1984-1989	BERTONE	1980-1991	SUBARU
1955-1959	HARLEY DAVIDSON	1990-1994	VOLKSWAGEN	1966-1974	BMW	W20FP-U	
1965-1968	JEEP	1981-1988	VOLVO	1976	BUICK	1978-1979	HONDA
W16PR-U		W20EPR-U10		1966-1982	CHEVROLET	1978-1980	SUZUKI
1975-1976	BUICK	1984-1986	DODGE	1958-1961	CHEVROLET	1983-2006	YAMAHA
1962-1967	BUICK	1979-1980	DODGE	1990-1998	EAGLE	W20FPR-U	
1968-1969	CHECKER	1984-1987	MITSUBISHI	1969-1983	FIAT	1982-1985	HONDA
1960-1970	CHEVROLET	1984-1987	PLYMOUTH	1971-1978	FORD	1971-1974	OPEL
1954-1958	CHEVROLET	W20EPR-U11		1973-1979	HONDA	1976-1979	RENAULT
1959-1978	CHRYSLER	1989-1990	DODGE	1971-1980	JAGUAR	1968-1971	RENAULT
1958-1979	DODGE	1986-1998	HYUNDAI	1984-1986	MASERATI	1960-1962	TRIUMPH
1956	DODGE	1985-1989	ISUZU	1971-1978	MAZDA	1961-1975	VOLVO
1965-1968	GMC	1987-1996	MITSUBISHI	1986-1987	MERCEDES-BENZ	W20FPR-U10	
1961-1980	INTERNATIONAL	1985	MITSUBISHI	1960-1974	MERCEDES-BENZ	1987-2001	YAMAHA

NUMERICAL LISTING



W20FR-L	
1994-2001	HONDA
W20FS-U	
1962-1963	CHEVROLET
1974-1975	HONDA
1997	KTM
1981-1982	YAMAHA
1974-1975	YAMAHA
W20FSR-U	
1985-1999	ARCTIC CAT
1977-1981	ARCTIC CAT
W20PR-U	
1968-1970	CHEVROLET
W20S-U	
1970	CHEVROLET
1957-1968	CHEVROLET
1969-1971	GMC
1967	GMC
1974	INTERNATIONAL
1971-1972	INTERNATIONAL
1961-1971	JEEP
W22EBR	
1971-1979	MAZDA
W22EKR-S11	
1979-1983	HONDA
W22EP-U	
1969-1987	BMW
1982	KAWASAKI
1978-1995	SUZUKI
1993-2000	YAMAHA
1976-1990	YAMAHA
W22EPR-U	
1983-1992	AUDI
1970-1977	AUDI
1984-1986	BUICK
1998-2000	CHEVROLET
2005-2009	COBRA
1973-1985	FERRARI
1969-1974	FIAT
1995-1997	GEO
1994-1996	HONDA
1989	HONDA
1989-1997	ISUZU
1989-1995	LOTUS
2003-2005	MINI
1985-1991	PEUGEOT
1997	POLARIS
1994-1995	POLARIS
1984-1990	PONTIAC
1989-1995	PORSCHE
1980-1983	PORSCHE
1974-1977	PORSCHE
1970-1971	PORSCHE
1968	PORSCHE

W22EPR-U (CONT.)	
1978-1979	RENAULT
1987-1993	VOLKSWAGEN
1984	VOLKSWAGEN
1999-2009	YAMAHA
1991-1997	YAMAHA
1984	YAMAHA
W22EPR-U11	
1987	BUICK
1987-1989	CHRYSLER
1984-1990	DODGE
1989	EAGLE
1984-1988	MINI
1984-1990	PLYMOUTH
W22ES-U	
1973-1978	HONDA
1987-1991	KAWASAKI
1974-1984	KAWASAKI
1966-1969	KAWASAKI
1996	SUZUKI
1979-1980	SUZUKI
1970-1977	SUZUKI
1990-1999	YAMAHA
1974-1983	YAMAHA
W22ESR-U	
1970-1981	ALFA ROMEO
1989-1990	HONDA
1977-1980	HONDA
1987-1996	KAWASAKI
2005-2008	KTM
1989-1991	MASERATI
1989-1996	SEA-DOO
1996-2004	SUZUKI
2000	YAMAHA
W22FP-U	
1987-1995	SUZUKI
1986-1990	YAMAHA
1983-1984	YAMAHA
W22FPR-U	
2002-2005	ARCTIC CAT
2005-2006	BOMBARDIER
2002	BOMBARDIER
2002-2004	E-TON
2003-2006	KAWASAKI
2001-2006	POLARIS
1996-2005	SUZUKI
1970-1972	VOLVO
2008	YAMAHA
2002-2005	YAMAHA
W22FS-U	
1986-1987	KAWASAKI
1967-1984	KAWASAKI
2004	LEM
1968-1980	SUZUKI

W22FS-U (CONT.)	
2006-2008	YAMAHA
1997	YAMAHA
1987-1993	YAMAHA
1969-1983	YAMAHA
W22FSR	
1991-1996	HONDA
1999-2002	HUSQVARNA
1956-1969	PORSCHE
1992-2001	YAMAHA
1976-1977	YAMAHA
W24EP-U	
1988-1989	KAWASAKI
1985	YAMAHA
1981-1983	YAMAHA
W24EPR-U	
2004	KAWASAKI
1998-2001	KTM
1986-1987	MASERATI
1984	MASERATI
1996-2004	POLARIS
1992-1995	SUZUKI
W24ES-U	
1974-1975	ARCTIC CAT
1988-2003	ATK
1977-1979	BULTACO
1980	CAN-AM
1984-1985	FERRARI
1977-1982	FERRARI
1981	HONDA
1968-1977	HONDA
1966	HONDA
1999-2005	HUSQVARNA
1992-1997	HUSQVARNA
1986-1988	HUSQVARNA
1972-1984	HUSQVARNA
2003-2004	KAWASAKI
1976-2001	KAWASAKI
1971-1992	SUZUKI
1991-1994	TRIUMPH
1988-2000	YAMAHA
1985-1986	YAMAHA
1968-1982	YAMAHA
W24ES-V	
1998-2001	HUSQVARNA
1983-1997	KAWASAKI
1982-1995	YAMAHA
W24ESR-U	
1997-1998	APRILIA
1987-1991	ARCTIC CAT
1979-1980	ARCTIC CAT
1974-1976	ARCTIC CAT
2003-2005	GAS GAS
1997-1999	GAS GAS

W24ESR-U (CONT.)	
1981-2004	HONDA
1970-1972	HONDA
1978-1984	JOHN DEERE
1973-1975	JOHN DEERE
1983-2007	KAWASAKI
1979-1981	KAWASAKI
2006	KTM
1985-2008	POLARIS
1981-1989	PORSCHE
1974-1979	PORSCHE
1969-1971	PORSCHE
1960-1967	PORSCHE
1976-1977	RENAULT
1992-2005	SEA-DOO
2005-2008	SKI-DOO
1995	SKI-DOO
1988-1991	SKI-DOO
1994	WET JET
1984-2008	YAMAHA
W24ESR-V	
2002-2005	GAS GAS
1998-1999	HONDA
1982-1983	HONDA
2002-2006	HUSQVARNA
1998-2004	KAWASAKI
1998-2008	KTM
1996	KTM
2001-2008	SUZUKI
1996-2005	YAMAHA
1983	YAMAHA
W24FS-U	
1999-2002	ATK
1992	GAS GAS
1968-1979	KAWASAKI
1998-1999	KTM
1996	KTM
1980-1983	SUZUKI
1972-1977	SUZUKI
1990-1996	YAMAHA
1985-1987	YAMAHA
1983	YAMAHA
1969-1981	YAMAHA
W24FS-U10	
1968	YAMAHA
W24FSR	
1982	HONDA
2000-2002	KTM
2003-2004	LEM
1997	WET JET
1995	WET JET
2007	YAMAHA
1982-2005	YAMAHA

NUMERICAL LISTING



W25EBR		W27ESR-V (CONT.)		X20EPR-U9 (CONT.)		X24ES-U (CONT.)	
1980	MAZDA	1998-2006	HUSQVARNA	1985-1990	HONDA	1986	HUSQVARNA
W25EDR14		1995-2003	TM	1998-2008	KAWASAKI	1980-1999	KAWASAKI
1981-1985	MAZDA	1999-2010	YAMAHA	1987	KAWASAKI	1994-1999	KTM
W27EDR14		1992-1993	YAMAHA	2004-2005	SUZUKI	1988-1990	KTM
1984-1985	MAZDA	1983	YAMAHA	X20FS-U		1978-1997	SUZUKI
W27ES-U		W27FS-U		1973-1975	HONDA	1981-2000	YAMAHA
1977-1979	BULTACO	1994-1999	COBRA	1965	HONDA	1975-1978	YAMAHA
1980	CAN-AM	1970-1979	KAWASAKI	X22EP-U9		X24ESR-U	
1998-1999	COBRA	1967-1968	KAWASAKI	1987-1991	BMW	1996-2002	APRILIA
2004	GAS GAS	1972	YAMAHA	1985-2006	KAWASAKI	2009	ARCTIC CAT
1980-1983	HONDA	1968	YAMAHA	1989-1997	SUZUKI	2004-2008	BMW
1973-1978	HONDA	W27FSR		1985	YAMAHA	2005-2006	BOMBARDIER
1991-1997	HUSQVARNA	2000	COBRA	X22EPR-U9		1999-2002	BOMBARDIER
1986	HUSQVARNA	W29ESR-V		2006-2009	ARCTIC CAT	2007	CAN-AM
1982-1984	HUSQVARNA	1986-2007	HONDA	2005-2008	BMW	1989-1990	CHRYSLER
1974-1995	KAWASAKI	2000-2008	KAWASAKI	1984-2008	HONDA	1980-2007	HONDA
1990-1996	KTM	1995-1997	KTM	1996-1999	KAWASAKI	2004-2006	JOHN DEERE
1999-2006	LEM	2004-2005	SUZUKI	2004-2007	KYMCO	2008	KAWASAKI
1975-1992	SUZUKI	2000-2001	YAMAHA	1997-2005	SUZUKI	2000-2006	KAWASAKI
1969-1983	YAMAHA	W31ES-U		1986-1988	SUZUKI	1987	KAWASAKI
W27ES-V		1988-1989	ARCTIC CAT	1998-2010	YAMAHA	2005-2007	KYMCO
1990	HUSQVARNA	1977-1979	BULTACO	X22ES-U		1994-2007	SUZUKI
1983-2003	KAWASAKI	1996-1997	GAS GAS	1984-1995	BMW	1985-1986	SUZUKI
1984-1990	KTM	1977-1978	HONDA	1971-1978	HONDA	1987-2010	YAMAHA
2003	SUZUKI	1990	HUSQVARNA	1984-1985	KAWASAKI	X24FS-U	
1994-1998	YAMAHA	1976-1978	JOHN DEERE	1999-2002	SUZUKI	1968-1985	HONDA
1982-1991	YAMAHA	1983-1985	KAWASAKI	1983-1993	SUZUKI	1964	HONDA
W27ESR-U		1997	KTM	1981-2000	YAMAHA	X24GPR-U	
2002-2004	APRILIA	1992-1995	KTM	X22ESR-U		1991-2007	HONDA
1984-2010	ARCTIC CAT	1986-1996	SUZUKI	1998-2005	ARCTIC CAT	X27EP-U9	
1979-1981	ARCTIC CAT	1979-1984	SUZUKI	1993-1998	BMW	1984-1985	KAWASAKI
1977	ARCTIC CAT	1974-1981	YAMAHA	1999-2007	SUZUKI	1990-1993	SUZUKI
1974-1975	ARCTIC CAT	1972	YAMAHA	2008-2010	YAMAHA	1985	SUZUKI
2000-2003	COBRA	W31ESR-U		2005-2006	YAMAHA	X27EPR-U9	
2001	GAS GAS	2000	ARCTIC CAT	1999-2003	YAMAHA	1997-1999	DUCATI
2004-2007	HONDA	1986-1988	ARCTIC CAT	X24EP-U9		1993-1996	HONDA
1978-1988	HONDA	2004	KAWASAKI	1990-1995	FERRARI	1985-1988	HONDA
1976-1984	JOHN DEERE	1996-2000	SKI-DOO	1985-1999	KAWASAKI	1996-2005	KAWASAKI
1995-2006	KAWASAKI	1997-2007	SUZUKI	1985-1988	SUZUKI	1990-1995	SUZUKI
1992-1993	KAWASAKI	1998	YAMAHA	2000	YAMAHA	1992-1993	YAMAHA
1978-1981	KAWASAKI	W31FS		1984-1995	YAMAHA	X27ES-U	
2008-2009	KTM	1970-1971	KAWASAKI	X24EPR-U9		1980-1981	HONDA
2002-2006	KTM	W9PR-U		1982-2009	HONDA	1985-1997	KAWASAKI
1993-2010	POLARIS	1975-1984	BUICK	1986-2008	KAWASAKI	1981-1982	KAWASAKI
1987-1990	POLARIS	1976-1980	CADILLAC	2001-2002	KTM	1980-1987	SUZUKI
1987-2009	SKI-DOO	1950-1954	CADILLAC	1986-2007	SUZUKI	1973-1974	YAMAHA
1992-1995	SUZUKI	1968-1992	OLDSMOBILE	1993-2010	TRIUMPH	X27ESR-U	
1993-1997	TIGERSHARK	1975-1981	PONTIAC	1988-2008	YAMAHA	1985-1994	FERRARI
1980-2006	YAMAHA	1967-1971	PONTIAC	1983-1986	YAMAHA	1982-1983	HONDA
1973-1974	YAMAHA	X20EPR-U9		X24ES-U		1996-2009	KAWASAKI
W27ESR-V		2003-2004	BMW	1997-2004	BMW	1990-1991	KAWASAKI
2000-2006	HONDA	2004-2007	HONDA	1983-1995	BMW	2003-2004	KTM
1979-1997	HONDA	1992-2001	HONDA	1970-1981	HONDA	1991-1999	LAMBORGHINI

NUMERICAL LISTING



X27ESR-U (CONT.)		ZTJ16R10 (CONT.)	
1998	MOTO GUZZI	2003-2005	ISUZU
1988-1995	SUZUKI	1993-1999	MERCURY
1992	YAMAHA	1990	MERCURY
X27ETR		2004-2010	PONTIAC
1986-2005	SUZUKI	2000-2002	PONTIAC
X27GPR-U		2005-2009	SAAB
1984-1995	HONDA	2010	SATURN
XU20EPR-U		2007-2008	SATURN
2004-2007	AUDI	ZXU20HCR8	
1997-2008	BMW	2011-2015	HYUNDAI
1991-1993	BMW	2011-2015	KIA
2008-2009	HONDA	ZXU22HCR8	
2007-2010	VICTORY	2008-2014	BMW
2004-2006	VOLKSWAGEN	2014	HYUNDAI
XU22EPR-U		2013-2015	KIA
2004-2007	AMERICAN IRONHORSE		
1998	BUELL		
1995-1996	BUELL		
1992-1993	BUELL		
1987-1988	BUELL		
2012-2013	FIAT		
2004-2010	HARLEY DAVIDSON		
2011	PORSCHE		
2004-2005	PORSCHE		
XU22HDR9			
2010-2011	KIA		
2008-2015	SMART		
XU24EPR-U			
2006-2009	BMW		
2002-2006	BOMBARDIER		
1996-2010	BUELL		
2007-2009	CAN-AM		
2004-2010	DUCATI		
1997-2002	DUCATI		
2009-2010	HARLEY DAVIDSON		
1994-2006	HUSABERG		
2004-2005	JOHN DEERE		
2003-2009	KTM		
2003-2009	POLARIS		
2002-2007	SEA-DOO		
2008	SKI-DOO		
XU27EPR-U			
1998-2006	APRILIA		
1998	DUCATI		
ZK20HQR8			
2013-2014	HYUNDAI		
ZTJ16R10			
2004-2011	BUICK		
2002-2014	CADILLAC		
1997-2015	CHEVROLET		
1989-2008	FORD		
2000-2015	GMC		
2003-2010	HUMMER		



STOCK STOCK BOLSA	PLUG BOUGIE BUJIA	STOCK STOCK BOLSA	PLUG BOUGIE BUJIA	STOCK STOCK BOLSA	PLUG BOUGIE BUJIA	STOCK STOCK BOLSA	PLUG BOUGIE BUJIA
3000	J16AR-U11	3082	W22EBR	3150	W29A-Z	3275	PK16PR-L11
3001	J16BR-U	3085	W22EP-U	3151	W31A-Z	3277	W20ETR-L
3002	J16BR-U11	3088	W22EPR-U	3165	K22PR-U	3284	PK22PR-L11S
3004	P16R	3089	W22EPR-U11	3166	K16PR-TP11	3286	K27A-Z
3005	PQ16R	3093	W22ES-U	3167	KJ14CR-L11	3287	K29A-Z
3006	Q16R-U11	3094	W22ES-U11	3168	PK20PR11	3288	K31A-Z
3007	Q20PR-U	3096	W22ESR-L	3169	KJ20CR-L11	3289	PK16TR11
3008	Q20PR-U11	3097	W22ESR-L11	3170	W22EKR-S11	3293	K16PR-P11
3009	Q20R-U11	3098	W22ESR-U	3172	PK20PR-L13	3296	KJ22CR-L8
3010	Q22PR-U	3099	W22EX-U	3173	PKJ20CR8	3297	SK20R11
3011	W14EX-U	3100	W25EA	3174	PK16PR-P11	3299	K22PR-L11
3012	W14EX-U11	3101	W25EAR	3175	PKJ16CR8	3301	PK16R8
3013	W14EXR-U	3103	W25EBR	3178	XU20EPR-U	3302	P22PR8
3014	W14EXR-U11	3104	W25EDR14	3179	XU22EPR-U	3303	SK16R-P8
3015	W14EXR-U15	3105	W27EDR14	3183	Q14R-U11	3304	K20TNR
3016	W16EKR-S11	3106	S29A	3191	K16PR-U	3305	K20TNR-S9
3018	W16EP-U	3108	W14EKR-S11	3192	K22PR-U11	3306	P20PR8
3019	W16EP-U10	3109	W20EP-U11	3194	K16TR11	3308	K24PR-U11
3021	W16EPR-U	3110	W16ESR-U	3195	K20TR11	3311	KJ16CR-U11
3022	W16EPR-U10	3111	S31A	3196	K20TNR-S	3312	XU24EPR-U
3023	W16ES-L	3112	QJ20CR11	3197	K22TNR-S	3313	XU27EPR-U
3024	W16ES-L11	3113	PQ20R-P8	3200	W22EP-U11	3320	KJ22PR-L11
3025	W16ES-U	3114	P16PR11	3201	W16EPR-U11	3322	PQ20R-P11
3026	W16EX-GU	3115	P20PR11	3203	W16EX-U/SOLID	3324	SK16R11
3027	W16EX-U	3116	P20PR-S11	3204	W20EX-U/SOLID	3326	PK20GR8
3029	W16EX-U13	3117	PQ20R	3205	W16EX-U11	3329	K16TNR-S9
3031	W16EXR-U	3119	K16R-U	3206	W20EX-U11	3335	SK20R-P11
3032	W16EXR-U11	3120	K16R-U11	3212	W20EXR-U11	3348	KJ22CR-L11
3033	W16FSR	3121	K20PR-U11	3216	W16ETR-S	3353	SK16R-P11
3034	W16FS-U	3122	K20R-U	3223	PQ20R8	3354	S22PR-A7
3035	W16LS	3123	PQ16R8	3226	PK20R13	3356	SK16PR-A11
3037	W16PR-U	3125	Q20P-U	3229	P20R8	3370	SKJ16CR-A8
3041	W20EKR-S11	3127	PK20R8	3235	QJ16AR-U	3371	SKJ20CR-A8
3043	W20EP-U	3128	PK20R11	3237	KJ14CR11	3372	SK22PR-M11
3044	W20EP-U10	3129	Q16R-U	3238	P20R11	3373	SVK20RZ8
3046	W20EPR-S11	3130	K16PR-U11	3239	P16R13	3374	KJ20DR-M11
3047	W20EPR-U	3131	KJ16CR11	3244	PQ20R13	3377	SKJ20DR-M11
3048	W20EPR-U10	3132	KJ16CR-L11	3245	PK20PR-P8	3381	K20HR-U11
3049	W20EPR-U11	3133	KJ20CR11	3246	PKJ16CR-L11	3395	SK16PR-L11
3051	W20ES-U	3134	PK16R11	3247	PKJ20CR-L11	3396	SKJ16CR-L11
3055	W20ES-L11	3135	K16GPR-U11	3249	K22TMR11	3401	SKJ20DR-M13
3056	W20ESR-L	3137	Q16PR-U	3253	PK20TR11	3403	SK20PR-A8
3057	W20ESR-U	3139	K20R-U11	3256	J16CR-U	3412	SK16PR-E11
3059	W20ET-S	3140	Q20R-U	3257	Q22PR-U11	3416	SK20R8
3060	W20ETR-S	3141	PK20PR-P11	3262	K20PR-TP11	3417	SK16HR11
3062	W20EX-U	3142	PK20PR-L11	3263	K22TM11	3418	SK20PR-A11
3064	W20EX-U13	3143	K16PR-L11	3264	PK16PR11	3419	SK22PR-M11S
3066	W20EXR-U	3144	K20PR-L11	3265	PK22PR11	3421	SK20HR11
3068	W20FP-U	3145	K20PR-U	3268	W20FPR-U10	3422	SKJ16DR-M11
3070	W20FPR-U	3147	Q29A-Z	3270	P16PR8	3423	SXU16HPR-9
3073	W20FS-U	3148	Q31A-Z	3272	W22ETR-L8	3426	FK20HR11
3075	W20S-U	3149	W27A-Z	3273	PK22PR8	3427	XE20HR-U9

STOCK/BOLSA >> PLUG/BOUGIE/BUJIA



STOCK STOCK BOLSA	PLUG BOUGIE BUJIA
3431	K20PSR-B8
3432	SKJ20DR-M11S
3433	SK20HPR-L11
3434	SXU22PR9
3435	SK16PR-F8
3436	FXE20HE11
3437	K16PSR-B8
3438	FXE16HE11
3439	FXE20HR11
3440	FK16R11
3441	SXU22HDR8
3442	FXE22HR11
3443	SK20PR-L11
3444	SC20HR11
3445	XU22HDR9
3449	SVK20RZ11
3450	FK16HR11
3457	FXE24HR11
3458	FK16HQR11
3459	FK20HQR8
3461	SXU22HCR11S
3471	SK20BR11
3472	SK20BGR11
3473	FK20HBR11
3476	DK20PR-D13
3478	FXU16HR11
3479	ZXU20HCR8
3482	K16HR-U11
3483	DXU22HCR-D11S
3484	FK16HR-A8
3485	FK16R-A8
3490	FXE20HE11C
3491	FK20HBR8
3492	DXE22HQR-D11S
3493	SK20HR-A11
3494	ZK20HQR8
3495	FXU22HR11
3496	FXU22HR8
3499	SC16HR11
3500	DXE22HCR11S
3501	ZXU22HCR8
3502	SXE24HCR8S
4000	U16FS-U
4002	U20FS-U
4004	U20FSR-U
4006	U22FS-U
4008	U22FSR-U
4009	U24FS-U
4010	U24FSR-U
4011	W9FP
4012	W14F-U
4013	W14FP-U

STOCK STOCK BOLSA	PLUG BOUGIE BUJIA
4014	W14FP-UL
4016	W14FPR-UL
4017	W14FR-U
4019	W16FP-U
4021	W22FP-U
4022	W22FPR-U
4024	W22FSR
4025	W22FS-U
4027	W22S-U
4028	W24EP-U
4030	W24ES-U
4031	W24ES-U11
4033	W24ESR-U
4034	W24ES-V
4035	W24ESR-V
4037	W24FSR
4038	W24FS-U
4040	W24S-U
4042	W25FN
4045	W27ESR-U
4046	W27ES-U
4047	W27ES-V
4049	W27ESR-V
4052	W27FS-U
4054	W27FSR
4055	W27S-U
4059	W29ESR-V
4060	W31EN
4062	W31ES-U
4065	W31FS
4070	W34EN
4071	W34FN
4072	W37EN
4073	W37FN
4074	X16FS-U
4075	X16FSR-U
4078	X20FS-U
4080	X20FSR-U
4085	X22EP-U9
4086	X22EPR-U9
4090	X22ES-U
4091	X22ESR-U
4093	X24EP-U9
4096	X24EPR-U9
4099	X24ES-U
4101	X24ESR-U
4103	X24FS-U
4106	X24GPR-U
4108	X27EP-U9
4111	X27EPR-U9
4114	X27ES-U
4116	X27ESR-U

STOCK STOCK BOLSA	PLUG BOUGIE BUJIA
4117	X27GPR-U
4124	J16HR-U10
4125	X20EPR-U9
4126	U24ESR-N
4127	U24FER9
4128	U27ES-N
4129	U27FER9
4130	X27ETR
4131	U27ESR-N
4135	U31ETR
4136	W24EPR-U
4137	U22ES-N
4153	W24FP-L
4155	U27ETR
4157	X20ESR-U
4158	U24ETR
4161	W20FR-L
4168	W22FP-U10
4170	X31ETR
4171	U16FSR-U
4174	U22ESR-N
4176	W31ESR-U
4178	W24FP-U
4182	U31FER9
4184	W14FPR-U
4187	U31ESR-N
4188	W24FPR
4192	W16FPR-U
4194	X31ESR-U
4196	U24ES-N
4202	U24FE9
4211	U22FE9
4212	U22FER9
4221	U20ESR-N
4222	U16FER9
4228	U20EPR9
4501	PW16TT
4502	PW20TT
4503	PK16TT
4504	PK20TT
4505	PKH16TT
4506	PKH20TT
4507	PQ16TT
4508	PQ20TT
4509	PTF16TT
4510	PTF20TT
4511	PT16TT
4512	PT20TT
4513	PTV16TT
4701	IK16TT
4702	IK20TT
4703	IKH16TT

STOCK STOCK BOLSA	PLUG BOUGIE BUJIA
4704	IKH20TT
4705	IKBH20TT
4706	IQ16TT
4707	IQ20TT
4708	IW16TT
4709	IW20TT
4710	IXEH20ETT
4711	IXEH20TT
4712	IXEH22TT
4713	IT16TT
4714	IT20TT
4715	ITF16TT
4716	ITF20TT
4717	ITL16TT
4718	ITV16TT
4719	ITV20TT
5000	L14-U
5001	M14
5002	M17
5003	M22
5005	MA9P-U
5006	MA9PR-U
5008	MA16PR-U
5010	MA16PR-U15
5012	MA20P-U
5013	MA20PR-U
5016	Q16PR-U11
5017	Q16PR-U15
5018	QJ16HR-U
5020	T14PR-U
5021	T14PR-U15
5022	T16EPR-U
5023	T16EPR-U15
5024	T16P-U
5025	T16PR-U
5026	T16PR-U11
5027	T16PR-U15
5029	T16R-U
5030	T16R-U15
5031	T20EP-U
5032	T20EPR-U
5033	T20EPR-U15
5034	T20P-U
5035	T20PR-U
5036	T20PR-U11
5037	T20PR-U15
5038	T20R-U
5040	T22EP-U
5043	W14PR-U15
5044	W16S-U
5046	W20PR-U
5047	T16NR-U11

STOCK/BOLSA >> PLUG/BOUGIE/BUJIA


STOCK STOCK BOLSA	PLUG BOUGIE BUJIA	STOCK STOCK BOLSA	PLUG BOUGIE BUJIA	STOCK STOCK BOLSA	PLUG BOUGIE BUJIA	STOCK STOCK BOLSA	PLUG BOUGIE BUJIA
5060	K20PBR	5337	IXU27	5401	IY27	5745	IW06-31
5061	K20PBR-S10	5338	ITV16	5501	VK20T	5746	IW06-34
5062	K22PBR-S	5339	ITV20	5502	VW20T	5747	IAE01-32
5063	K20TXR	5340	ITV22	5615	VK20PRZ11	5748	IAE01-34
5064	W16EPB10	5341	ITV24	5616	VK24PRZ11	5749	IKH01-24
5065	W20EPB	5342	ITV27	5628	VK16PRZ11	5750	IKH01-27
5066	W22EPB	5343	IKH16	5629	VK22PRZ11	5751	IKH01-31
5067	W20EPBR-S	5344	IKH20	5633	VKJ20RZ-M11	5752	IRT01-31
5068	PT16VR13	5345	IKH22	5701	IK01-24	5753	IRT01-34
5069	K22PB	5346	IKH24	5702	IK01-27	5754	IRL01-27
5070	PT16EPR-L13	5347	IKH27	5703	IK01-31	5755	IRL01-31
5071	TJ14R-P15	5348	IK22G	5704	IK02-24	6001	SF50
5077	PTJ16R15	5349	ITL16	5705	IK02-27	6002	SF51
5086	T16VR-U10	5350	ITL20	5706	IK02-31	6004	W9-U
5087	ZT20EPR11	5351	IK16G	5707	IQ01-24	6005	W9EP
5090	ZTJ16R10	5352	IK20G	5708	IQ01-27	6007	W9PR-U
5091	PT16EPR10	5353	IXUH22	5709	IQ01-31	6008	W14-U
5092	PT16EPR13	5354	IXUH20I	5710	IQ02-24	6009	W14E
5301	IQ16	5355	IXUH22I	5711	IQ02-27	6010	W14EP-U
5302	IQ20	5357	IK16L	5712	IQ02-31	6011	W14EPR-U
5303	IK16	5358	IK20L	5713	IW01-24	6012	W14FP-UL10
5304	IK20	5359	IWF16	5714	IW01-27	6013	W14L
5305	IW16	5360	IU20	5715	IW01-29	6014	W14LM-U
5306	IW20	5361	IU22	5716	IW01-31	6015	W14M-U
5307	IW22	5362	IU24	5717	IW01-32	6016	W14M-U10
5308	IXU22	5363	IU27	5718	IW01-34	6017	W14MP-U10
5309	IXU24	5364	IU31	5719	IRE01-27	6018	W14MPR-U10
5310	IK22	5365	IU24A	5720	IRE01-31	6019	W14MR-U
5311	IK24	5366	IU27A	5721	IRE01-32	6021	W14PR-U
5312	IK27	5367	IU31A	5722	IRE01-34	6022	W20M-U
5313	IQ22	5368	IUH24	5723	IA01-31	6023	W20MP-U
5314	IQ24	5369	IUH27	5724	IA01-32	6024	W20MP-U10
5315	IQ27	5371	IX22	5725	IA01-34	6025	W20MR-U
5316	IW24	5372	IX24	5726	IWM01-29	6026	W22M-U
5317	IW27	5373	IX27	5727	IWM01-31	6027	W22MP-U
5318	IW29	5375	IX22B	5728	IWM01-32	6031	W31S-U
5319	IW31	5376	IX24B	5729	IWM01-34	6032	W20MPR-U10
5320	IW34	5377	IX27B	5730	IXU01-24	6038	SF24
5321	IK31	5378	IWF20	5731	IXU01-27	6039	T20M-U
5322	IK34	5379	IWF22	5732	IXU01-31	6040	T20MP-U
5323	IQ31	5380	IWF24	5733	IXU01-34	6041	T22M-U
5324	IQ34	5381	IWF27	5734	IU01-24	6042	T22MP-U
5325	IT16	5383	IUF22	5735	IU01-27	6043	W22MPR-U
5326	IT20	5384	IUF24	5736	IU01-31	6044	W9EXR-U
5327	IT22	5385	IUF27A	5737	IU01-34	6046	W9EX-U
5328	IT24	5386	IUF31A	5738	RU01-27	6047	W24FS-U10
5329	IT27	5391	IWM24	5739	RU01-31	6050	U16FSR-UB
5330	ITF16	5392	IWM27	5740	RU01-34	6052	TR22-10
5331	ITF20	5393	IWM31	5741	IRE01-35	6053	W20FSR-U
5332	ITF22	5394	IXG24	5742	IK01-34	6054	TR20
5333	ITF24	5395	IXG27	5743	IQ01-34	6055	W27FSR-U10
5334	ITF27	5400	IY24	5744	IW06-27	6056	W9EXR-U/CU

DENSO**STOCK/BOLSA >> PLUG/BOUGIE/BUJIA**

STOCK STOCK BOLSA	PLUG BOUGIE BUJIA
6057	W9LM-US
6058	W24FPR-U10
6060	TR24
6070	U14FSR-UB
6071	W9LMR-US
6072	W14LMR-US
6076	K16HPR-U11
6080	GE3-1
6081	GE5-1
6082	GK3-1A
6083	GI3-1A
6087	GA3-1
6096	GI3-3A
6097	GL3-3A
6098	GN3-1A
6103	GE3-5
6104	GK3-5
6105	GE3-5A
6106	GK3-5A
6111	GI3-5A
6115	GI3-1
6116	GI3-3
6117	GI3-5
6118	GL3-1
6119	GL3-3
6120	GL3-5
6124	GT3-1
6900	W25EPT

PLUG/BOUGIE/BUJIA >> STOCK/BOLSA



PLUG BOUGIE BUJIA	STOCK STOCK BOLSA
DK20PR-D13	3476
DXE22HCR11S	3500
DXE22HQR-D11S	3492
DXU22HCR-D11S	3483
FK16HQR11	3458
FK16HR-A8	3484
FK16HR11	3450
FK16R-A8	3485
FK16R11	3440
FK20HBR11	3473
FK20HBR8	3491
FK20HQR8	3459
FK20HR11	3426
FXE16HE11	3438
FXE20HE11	3436
FXE20HE11C	3490
FXE20HR11	3439
FXE22HR11	3442
FXE24HR11	3457
FXU16HR11	3478
FXU22HR11	3495
FXU22HR8	3496
GA3-1	6087
GE3-1	6080
GE3-5	6103
GE3-5A	6105
GE5-1	6081
GI3-1	6115
GI3-1A	6083
GI3-3	6116
GI3-3A	6096
GI3-5	6117
GI3-5A	6111
GK3-1A	6082
GK3-5	6104
GK3-5A	6106
GL3-1	6118
GL3-3	6119
GL3-3A	6097
GL3-5	6120
GN3-1A	6098
GT3-1	6124
IA01-31	5723
IA01-32	5724
IA01-34	5725
IAE01-32	5747
IAE01-34	5748
IK01-24	5701
IK01-27	5702
IK01-31	5703
IK01-34	5742
IK02-24	5704

PLUG BOUGIE BUJIA	STOCK STOCK BOLSA
IK02-27	5705
IK02-31	5706
IK16	5303
IK16G	5351
IK16L	5357
IK16TT	4701
IK20	5304
IK20G	5352
IK20L	5358
IK20TT	4702
IK22	5310
IK22G	5348
IK24	5311
IK27	5312
IK31	5321
IK34	5322
IKBH20TT	4705
IKH01-24	5749
IKH01-27	5750
IKH01-31	5751
IKH16	5343
IKH16TT	4703
IKH20	5344
IKH20TT	4704
IKH22	5345
IKH24	5346
IKH27	5347
IQ01-24	5707
IQ01-27	5708
IQ01-31	5709
IQ01-34	5743
IQ02-24	5710
IQ02-27	5711
IQ02-31	5712
IQ16	5301
IQ16TT	4706
IQ20	5302
IQ20TT	4707
IQ22	5313
IQ24	5314
IQ27	5315
IQ31	5323
IQ34	5324
IRE01-27	5719
IRE01-31	5720
IRE01-32	5721
IRE01-34	5722
IRE01-35	5741
IRL01-27	5754
IRL01-31	5755
IRT01-31	5752
IRT01-34	5753

PLUG BOUGIE BUJIA	STOCK STOCK BOLSA
IT16	5325
IT16TT	4713
IT20	5326
IT20TT	4714
IT22	5327
IT24	5328
IT27	5329
ITF16	5330
ITF16TT	4715
ITF20	5331
ITF20TT	4716
ITF22	5332
ITF24	5333
ITF27	5334
ITL16	5349
ITL16TT	4717
ITL20	5350
ITV16	5338
ITV16TT	4718
ITV20	5339
ITV20TT	4719
ITV22	5340
ITV24	5341
ITV27	5342
IU01-24	5734
IU01-27	5735
IU01-31	5736
IU01-34	5737
IU20	5360
IU22	5361
IU24	5362
IU24A	5365
IU27	5363
IU27A	5366
IU31	5364
IU31A	5367
IUF22	5383
IUF24	5384
IUF27A	5385
IUF31A	5386
IUH24	5368
IUH27	5369
IW01-24	5713
IW01-27	5714
IW01-29	5715
IW01-31	5716
IW01-32	5717
IW01-34	5718
IW06-27	5744
IW06-31	5745
IW06-34	5746
IW16	5305

PLUG BOUGIE BUJIA	STOCK STOCK BOLSA
IW16TT	4708
IW20	5306
IW20TT	4709
IW22	5307
IW24	5316
IW27	5317
IW29	5318
IW31	5319
IW34	5320
IWF16	5359
IWF20	5378
IWF22	5379
IWF24	5380
IWF27	5381
IWM01-29	5726
IWM01-31	5727
IWM01-32	5728
IWM01-34	5729
IWM24	5391
IWM27	5392
IWM31	5393
IX22	5371
IX22B	5375
IX24	5372
IX24B	5376
IX27	5373
IX27B	5377
IXEH20ETT	4710
IXEH20TT	4711
IXEH22TT	4712
IXG24	5394
IXG27	5395
IXU01-24	5730
IXU01-27	5731
IXU01-31	5732
IXU01-34	5733
IXU22	5308
IXU24	5309
IXU27	5337
IXUH20I	5354
IXUH22	5353
IXUH22I	5356
IY24	5400
IY27	5401
J16AR-U11	3000
J16BR-U	3001
J16BR-U11	3002
J16CR-U	3256
J16HR-U10	4124
K16GPR-U11	3135
K16HPR-U11	6076
K16HR-U11	3482

PLUG/BOUGIE/BUJIA >> STOCK/BOLSA


PLUG BOUGIE BUJIA	STOCK STOCK BOLSA
K16PR-L11	3143
K16PR-P11	3293
K16PR-TP11	3166
K16PR-U	3191
K16PR-U11	3130
K16PSR-B8	3437
K16R-U	3119
K16R-U11	3120
K16TNR-S9	3329
K16TR11	3194
K20HR-U11	3381
K20PBR	5060
K20PBR-S10	5061
K20PR-L11	3144
K20PR-TP11	3262
K20PR-U	3145
K20PR-U11	3121
K20PSR-B8	3431
K20R-U	3122
K20R-U11	3139
K20TNR	3304
K20TNR-S	3196
K20TNR-S9	3305
K20TR11	3195
K20TXR	5063
K22PB	5069
K22PBR-S	5062
K22PR-L11	3299
K22PR-U	3165
K22PR-U11	3192
K22TM11	3263
K22TMR11	3249
K22TNR-S	3197
K24PR-U11	3308
K27A-Z	3286
K29A-Z	3287
K31A-Z	3288
KJ14CR-L11	3167
KJ14CR11	3237
KJ16CR-L11	3132
KJ16CR-U11	3311
KJ16CR11	3131
KJ20CR-L11	3169
KJ20CR11	3133
KJ20DR-M11	3374
KJ22CR-L11	3348
KJ22CR-L8	3296
KJ22PR-L11	3320
L14-U	5000
M14	5001
M17	5002
M22	5003

PLUG BOUGIE BUJIA	STOCK STOCK BOLSA
MA16PR-U	5008
MA16PR-U15	5010
MA20P-U	5012
MA20PR-U	5013
MA9P-U	5005
MA9PR-U	5006
P16PR11	3114
P16PR8	3270
P16R	3004
P16R13	3239
P20PR-S11	3116
P20PR11	3115
P20PR8	3306
P20R11	3238
P20R8	3229
P22PR8	3302
PK16PR-L11	3275
PK16PR-P11	3174
PK16PR11	3264
PK16R11	3134
PK16R8	3301
PK16TR11	3289
PK16TT	4503
PK20GR8	3326
PK20PR-L11	3142
PK20PR-L13	3172
PK20PR-P11	3141
PK20PR-P8	3245
PK20PR11	3168
PK20R11	3128
PK20R13	3226
PK20R8	3127
PK20TR11	3253
PK20TT	4504
PK22PR-L11S	3284
PK22PR11	3265
PK22PR8	3273
PKH16TT	4505
PKH20TT	4506
PKJ16CR-L11	3246
PKJ16CR8	3175
PKJ20CR-L11	3247
PKJ20CR8	3173
PQ16R	3005
PQ16R8	3123
PQ16TT	4507
PQ20R	3117
PQ20R-P11	3322
PQ20R-P8	3113
PQ20R13	3244
PQ20R8	3223
PQ20TT	4508

PLUG BOUGIE BUJIA	STOCK STOCK BOLSA
PT16EPR-L13	5070
PT16EPR10	5091
PT16EPR13	5092
PT16TT	4511
PT16VR13	5068
PT20TT	4512
PTF16TT	4509
PTF20TT	4510
PTJ16R15	5077
PTV16TT	4513
PW16TT	4501
PW20TT	4502
Q14R-U11	3183
Q16PR-U	3137
Q16PR-U11	5016
Q16PR-U15	5017
Q16R-U	3129
Q16R-U11	3006
Q20P-U	3125
Q20PR-U	3007
Q20PR-U11	3008
Q20R-U	3140
Q20R-U11	3009
Q22PR-U	3010
Q22PR-U11	3257
Q29A-Z	3147
Q31A-Z	3148
QJ16AR-U	3235
QJ16HR-U	5018
QJ20CR11	3112
RU01-27	5738
RU01-31	5739
RU01-34	5740
S22PR-A7	3354
S29A	3106
S31A	3111
SC16HR11	3499
SC20HR11	3444
SF24	6038
SF50	6001
SF51	6002
SK16HR11	3417
SK16PR-A11	3356
SK16PR-E11	3412
SK16PR-F8	3435
SK16PR-L11	3395
SK16R-P11	3353
SK16R-P8	3303
SK16R11	3324
SK20BGR11	3472
SK20BR11	3471
SK20HPR-L11	3433

PLUG BOUGIE BUJIA	STOCK STOCK BOLSA
SK20HR-A11	3493
SK20HR11	3421
SK20PR-A11	3418
SK20PR-A8	3403
SK20PR-L11	3443
SK20R-P11	3335
SK20R11	3297
SK20R8	3416
SK22PR-M11	3372
SK22PR-M11S	3419
SKJ16CR-A8	3370
SKJ16CR-L11	3396
SKJ16DR-M11	3422
SKJ20CR-A8	3371
SKJ20DR-M11	3377
SKJ20DR-M11S	3432
SKJ20DR-M13	3401
SVK20RZ11	3449
SVK20RZ8	3373
SXE24HCR8S	3502
SXU16HPR-9	3423
SXU22HCR11S	3461
SXU22HDR8	3441
SXU22PR9	3434
T14PR-U	5020
T14PR-U15	5021
T16EPR-U	5022
T16EPR-U15	5023
T16NR-U11	5047
T16P-U	5024
T16PR-U	5025
T16PR-U11	5026
T16PR-U15	5027
T16R-U	5029
T16R-U15	5030
T16VR-U10	5086
T20EP-U	5031
T20EPR-U	5032
T20EPR-U15	5033
T20M-U	6039
T20MP-U	6040
T20P-U	5034
T20PR-U	5035
T20PR-U11	5036
T20PR-U15	5037
T20R-U	5038
T22EP-U	5040
T22M-U	6041
T22MP-U	6042
TJ14R-P15	5071
TR20	6054
TR22-10	6052



PLUG/BOUGIE/BUJIA >> STOCK/BOLSA



PLUG BOUGIE BUJIA	STOCK STOCK BOLSA
TR24	6060
U14FSR-UB	6070
U16FER9	4222
U16FS-U	4000
U16FSR-U	4171
U16FSR-UB	6050
U20EPR9	4228
U20ESR-N	4221
U20FS-U	4002
U20FSR-U	4004
U22ES-N	4137
U22ESR-N	4174
U22FE9	4211
U22FER9	4212
U22FS-U	4006
U22FSR-U	4008
U24ES-N	4196
U24ESR-N	4126
U24ETR	4158
U24FE9	4202
U24FER9	4127
U24FS-U	4009
U24FSR-U	4010
U27ES-N	4128
U27ESR-N	4131
U27ETR	4155
U27FER9	4129
U31ESR-N	4187
U31ETR	4135
U31FER9	4182
VK16PRZ11	5628
VK20PRZ11	5615
VK20T	5501
VK22PRZ11	5629
VK24PRZ11	5616
VKJ20RZ-M11	5633
VW20T	5502
W14-U	6008
W14E	6009
W14EKR-S11	3108
W14EP-U	6010
W14EPR-U	6011
W14EX-U	3011
W14EX-U11	3012
W14EXR-U	3013
W14EXR-U11	3014
W14EXR-U15	3015
W14F-U	4012
W14FP-U	4013
W14FP-UL	4014
W14FP-UL10	6012
W14FPR-U	4184

PLUG BOUGIE BUJIA	STOCK STOCK BOLSA
W14FPR-UL	4016
W14FR-U	4017
W14L	6013
W14LM-U	6014
W14LMR-US	6072
W14M-U	6015
W14M-U10	6016
W14MP-U10	6017
W14MPR-U10	6018
W14MR-U	6019
W14PR-U	6021
W14PR-U15	5043
W16EKR-S11	3016
W16EP-U	3018
W16EP-U10	3019
W16EPB10	5064
W16EPR-U	3021
W16EPR-U10	3022
W16EPR-U11	3201
W16ES-L	3023
W16ES-L11	3024
W16ES-U	3025
W16ESR-U	3110
W16ETR-S	3216
W16EX-GU	3026
W16EX-U	3027
W16EX-U/SOLID	3203
W16EX-U11	3205
W16EX-U13	3029
W16EXR-U	3031
W16EXR-U11	3032
W16FP-U	4019
W16FPR-U	4192
W16FS-U	3034
W16FSR	3033
W16LS	3035
W16PR-U	3037
W16S-U	5044
W20EKR-S11	3041
W20EP-U	3043
W20EP-U10	3044
W20EP-U11	3109
W20EPB	5065
W20EPBR-S	5067
W20EPR-S11	3046
W20EPR-U	3047
W20EPR-U10	3048
W20EPR-U11	3049
W20ES-L11	3055
W20ES-U	3051
W20ESR-L	3056
W20ESR-U	3057

PLUG BOUGIE BUJIA	STOCK STOCK BOLSA
W20ET-S	3059
W20ETR-L	3277
W20ETR-S	3060
W20EX-U	3062
W20EX-U/SOLID	3204
W20EX-U11	3206
W20EX-U13	3064
W20EXR-U	3066
W20EXR-U11	3212
W20FP-U	3068
W20FPR-U	3070
W20FPR-U10	3268
W20FR-L	4161
W20FS-U	3073
W20FSR-U	6053
W20M-U	6022
W20MP-U	6023
W20MP-U10	6024
W20MPR-U10	6032
W20MR-U	6025
W20PR-U	5046
W20S-U	3075
W22EBR	3082
W22EKR-S11	3170
W22EP-U	3085
W22EP-U11	3200
W22EPB	5066
W22EPR-U	3088
W22EPR-U11	3089
W22ES-U	3093
W22ES-U11	3094
W22ESR-L	3096
W22ESR-L11	3097
W22ESR-U	3098
W22ETR-L8	3272
W22EX-U	3099
W22FP-U	4021
W22FP-U10	4168
W22FPR-U	4022
W22FS-U	4025
W22FSR	4024
W22M-U	6026
W22MP-U	6027
W22MPR-U	6043
W22S-U	4027
W24EP-U	4028
W24EPR-U	4136
W24ES-U	4030
W24ES-U11	4031
W24ES-V	4034
W24ESR-U	4033
W24ESR-V	4035

PLUG BOUGIE BUJIA	STOCK STOCK BOLSA
W24FP-L	4153
W24FP-U	4178
W24FPR	4188
W24FPR-U10	6058
W24FS-U	4038
W24FS-U10	6047
W24FSR	4037
W24S-U	4040
W25EA	3100
W25EAR	3101
W25EBR	3103
W25EDR14	3104
W25EPT	6900
W25FN	4042
W27A-Z	3149
W27EDR14	3105
W27ES-U	4046
W27ES-V	4047
W27ESR-U	4045
W27ESR-V	4049
W27FS-U	4052
W27FSR	4054
W27FSR-U10	6055
W27S-U	4055
W29A-Z	3150
W29ESR-V	4059
W31A-Z	3151
W31EN	4060
W31ES-U	4062
W31ESR-U	4176
W31FS	4065
W31S-U	6031
W34EN	4070
W34FN	4071
W37EN	4072
W37FN	4073
W9-U	6004
W9EP	6005
W9EX-U	6046
W9EXR-U	6044
W9EXR-U/CU	6056
W9FP	4011
W9LM-US	6057
W9LMR-US	6071
W9PR-U	6007
X16FS-U	4074
X16FSR-U	4075
X20EPR-U9	4125
X20ESR-U	4157
X20FS-U	4078
X20FSR-U	4080
X22EP-U9	4085

DENSO**PLUG/BOUGIE/BUJIA >> STOCK/BOLSA**

PLUG BOUGIE BUJIA	STOCK STOCK BOLSA
X22EPR-U9	4086
X22ES-U	4090
X22ESR-U	4091
X24EP-U9	4093
X24EPR-U9	4096
X24ES-U	4099
X24ESR-U	4101
X24FS-U	4103
X24GPR-U	4106
X27EP-U9	4108
X27EPR-U9	4111
X27ES-U	4114
X27ESR-U	4116
X27ETR	4130
X27GPR-U	4117
X31ESR-U	4194
X31ETR	4170
XE20HR-U9	3427
XU20EPR-U	3178
XU22EPR-U	3179
XU22HDR9	3445
XU24EPR-U	3312
XU27EPR-U	3313
ZK20HQR8	3494
ZT20EPR11	5087
ZTJ16R10	5090
ZXU20HCR8	3479
ZXU22HCR8	3501

ACDELCO	DENSO		PLATINUM TT		IRIDIUM TT		IR POWER / IR RACING	
	PART	STK	PART	STK	PART	STK	PART	STK
1	PTF20TT	4510	PTF20TT	4510	ITF20TT	4716	ITF20	5331
2	PTF16TT	4509	PTF16TT	4509	ITF16TT	4715	ITF16	5330
3	PT16TT	4511	PT16TT	4511	IT16TT	4713	IT16	5325
4	PW16TT	4501	PW16TT	4501	IW16TT	4708	IW16	5305
5	PQ16TT	4507	PQ16TT	4507	IQ16TT	4706	IQ16	5301
6	PT16TT	4511	PT16TT	4511	IT16TT	4713	IT16	5325
7	W16PR-U	3037						
8	PT20TT	4512	PT20TT	4512	IT20TT	4714	IT20	5326
9	PQ20TT	4508	PQ20TT	4508	IQ20TT	4707	IQ20	5302
10	PTF20TT	4510	PTF20TT	4510	ITF20TT	4716	ITF20	5331
11	T16NR-U11	5047	PT16TT	4511	IT16TT	4713	IT16	5325
12	PT16TT	4511	PT16TT	4511	IT16TT	4713	IT16	5325
14	PT16TT	4511	PT16TT	4511	IT16TT	4713	IT16	5325
41	W275-U	4055						
43	W205-U	3075						
44	W16S-U	5044						
45	W14-U	6008						
45	W14-US	6033						
46	W9-U	6004						
5613810			PTF20TT	4510	ITF20TT	4716	ITF20	5331
5613940			PW20TT	4502	IW20TT	4709	IW20	5306
5614212			PT16TT	4511	IT16TT	4713	IT16	5325
5614230			PT16TT	4511	IT16TT	4713	IT16	5325
5614236			PT16TT	4511	IT16TT	4713	IT16	5325
5614257			PK20TT	4504	IK20TT	4702	IK20	5304
12571164	ZTJ16R10	5090	PT16TT	4511	IT16TT	4713	IT16	5325
12571165	ZTJ20R10	**	PT20TT	4512	IT20TT	4714	IT20	5326
12571533	PT16EPR10	5091	PT16TT	4511	IT16TT	4713	IT16	5325
12571535	PT16EPR13	5092	PT16TT	4511	IT16TT	4713	IT16	5325
12578277	TJ14R-P15	5071	PT16TT	4511	IT16TT	4713	IT16	5325
12582002	SKJ16DR-M11	3422	PK16TT	4503	IK16TT	4701	IK16	5303
12592619	PT22EPR10	**					IT22	5327
12609877	ZTJ16R10	5090	PT16TT	4511	IT16TT	4713	IT16	5325
12621258	ZTJ16R10	5090	PT16TT	4511	IT16TT	4713	IT16	5325
12622441	ZTJ16VR10	**	PTV16TT	4513	ITV16TT	4718	ITV16	5338
19185438	SC20HR11	3444			IXEH20TT	4711		
25161678			PT16TT	4511	IT16TT	4713	IT16	5325
25190786	XU22EPR-U	3179					IXUH22	5353
88969636	SK20R11	3297	PK20TT	4504	IK20TT	4702	IK20	5304
94328372			PK20TT	4504	IK20TT	4702	IK20	5304
94847399			PQ16TT	4507	IQ16TT	4706	IQ16	5301
94849777	PK20R8	3127	PK20TT	4504	IK20TT	4702	IK20	5304
94856823	K16TR11	3194	PK16TT	4503	IK16TT	4701	IK16	5303
94859009	K16TR11	3194	PK16TT	4503	IK16TT	4701	IK16	5303
94859446	SK16R11	3324	PK16TT	4503	IK16TT	4701	IK16	5303
94859448	SK16R11	3324	PK16TT	4503	IK16TT	4701	IK16	5303
96068563	K20PR-U	3145	PK20TT	4504	IK20TT	4702	IK20	5304
96494000	XU22EPR-U	3179					IXUH22	5353
8056141680			PTF20TT	4510	ITF20TT	4716	ITF20	5331
8125711640	PTJ16R15	5077	PT16TT	4511	IT16TT	4713	IT16	5325
8251616770			PT16TT	4511	IT16TT	4713	IT16	5325

ACDELCO	DENSO		PLATINUM TT		IRIDIUM TT		IR POWER / IR RACING	
	PART	STK	PART	STK	PART	STK	PART	STK
121XLS	X24EP-U9	4093					IX24B	5376
40TS							ITF22	5332
41-100	ZTJ16R10	5090	PT16TT	4511	IT16TT	4713	IT16	5325
41-101			PT16TT	4511	IT16TT	4713	IT16	5325
41-102			PTV16TT	4513	ITV16TT	4718	ITV16	5338
41-103	PT16VR13	5068	PTV16TT	4513	ITV16TT	4718	ITV16	5338
41-104	ZTJ20R10	**	PT20TT	4512	IT20TT	4714	IT20	5326
41-105	PT16VR13	5068	PTV16TT	4513	ITV16TT	4718	ITV16	5338
41-106	SK20PR-A11	3418	PK20TT	4504	IK20TT	4702	IK20	5304
41-107					ITV20TT	4719	ITV20	5339
41-108	PT16VR13	5068	PTV16TT	4513	ITV16TT	4718	ITV16	5338
41-109			PTV16TT	4513	ITV16TT	4718	ITV16	5338
41-110	ZTJ16R10	5090	PT16TT	4511	IT16TT	4713	IT16	5325
41-111	SK20R11	3297	PK20TT	4504	IK20TT	4702	IK20	5304
41-112	SC20HR11	3444			IXEH20TT	4711		
41-114	ZTJ16VR10	**	PTV16TT	4513	ITV16TT	4718	ITV16	5338
41-117							IK22	5310
41-118							ITV22	5340
41-119			PK20TT	4504	IK20TT	4702	IK20	5304
41-120	SK20PR-A8	3403	PK20TT	4504	IK20TT	4702	IK20	5304
41-121							IK22	5310
41-122	SK20PR-A8	3403	PK20TT	4504	IK20TT	4702	IK20	5304
41-125					ITV20TT	4719	ITV20	5339
41-127	XU22EPR-U	3179					IXU22	5308
41-600	T16EPR-U15	5023	PT16TT	4511	IT16TT	4713	IT16	5325
41-601	T16EPR-U15	5023	PT16TT	4511	IT16TT	4713	IT16	5325
41-602	K16R-U	3119	PK16TT	4503	IK16TT	4701	IK16	5303
41-603	K16PR-U	3191	PK16TT	4503	IK16TT	4701	IK16	5303
41-604	MA16PR-U	5008						
41-606	T16EPR-U15	5023	PT16TT	4511	IT16TT	4713	IT16	5325
41-608	K16PR-U11	3130	PK16TT	4503	IK16TT	4701	IK16	5303
41-610	K16PR-U	3191	PK16TT	4503	IK16TT	4701	IK16	5303
41-611	K16PR-U11	3130	PK16TT	4503	IK16TT	4701	IK16	5303
41-618	K16PR-U	3191	PK16TT	4503	IK16TT	4701	IK16	5303
41-627	K16PR-U11	3130	PK16TT	4503	IK16TT	4701	IK16	5303
41-628	K16PR-U	3191	PK16TT	4503	IK16TT	4701	IK16	5303
41-629	K16PR-U	3191	PK16TT	4503	IK16TT	4701	IK16	5303
41-630	Q16PR-U15	5017	PQ16TT	4507	IQ16TT	4706	IQ16	5301
41-631	QJ16HR-U	5018						
41-800	P16PR11	3114	PW16TT	4501	IW16TT	4708	IW16	5305
41-801	PK20PR11	3168	PK20TT	4504	IK20TT	4702	IK20	5304
41-802	P20PR8	3306	PW20TT	4502	IW20TT	4709	IW20	5306
41-803	PTF20TT	4510	PTF20TT	4510	ITF20TT	4716	ITF20	5331
41-804	P20PR11	3115	PW20TT	4502	IW20TT	4709	IW20	5306
41-805	PT16EPR10	5091	PT16TT	4511	IT16TT	4713	IT16	5325
41-806	PKJ20CR-L11	3247	PK20TT	4504	IK20TT	4702	IK20L	5358
41-807	QJ16HR-U	5018						
41-808	K16PR-U	3191	PK16TT	4503	IK16TT	4701	IK16	5303
41-809	T20PR-U	5035	PTF20TT	4510	ITF20TT	4716	ITF20	5331
41-810	PT16EPR10	5091	PT16TT	4511	IT16TT	4713	IT16	5325
41-812	PT16EPR-L13	5070	PT16TT	4511	IT16TT	4713	IT16	5325

** OE ONLY

ACDELCO	DENSO		PLATINUM TT		IRIDIUM TT		IR POWER / IR RACING	
	PART	STK	PART	STK	PART	STK	PART	STK
41-813	W16EPR-U	3021	PW16TT	4501	IW16TT	4708	IW16	5305
41-814	PT16VR13	5068	PTV16TT	4513	ITV16TT	4718	ITV16	5338
41-815	Q16PR-U15	5017	PQ16TT	4507	IQ16TT	4706	IQ16	5301
41-816	PTF20TT	4510	PTF20TT	4510	ITF20TT	4716	ITF20	5331
41-817	T20PR-U	5035	PTF20TT	4510	ITF20TT	4716	ITF20	5331
41-818	W9PR-U	6007						
41-819	P16R13	3239	PW16TT	4501	IW16TT	4708	IW16	5305
41-822	T16EPR-U	5022	PT16TT	4511	IT16TT	4713	IT16	5325
41-824	T16EPR-U	5022	PT16TT	4511	IT16TT	4713	IT16	5325
41-825	PQ20R-P11	3322	PQ16TT	4507	IQ20TT	4707	IQ20	5302
41-827	P22PR8	3302					IW22	5307
41-829	PK22PR11	3265					IK22	5310
41-833	W14PR-U	6021						
41-900	PT16EPR-L13	5070	PT16TT	4511	IT16TT	4713	IT16	5325
41-902	PT16EPR-L13	5070	PT16TT	4511	IT16TT	4713	IT16	5325
41-904	PT16EPR-L13	5070	PT16TT	4511	IT16TT	4713	IT16	5325
41-905	T16PR-U	5025	PTF16TT	4509	ITF16TT	4715	ITF16	5330
41-906	PT16EPR-L13	5070	PT16TT	4511	IT16TT	4713	IT16	5325
41-907	PT16EPR-L13	5070	PT16TT	4511	IT16TT	4713	IT16	5325
41-908	PT16EPR-L13	5070	PT16TT	4511	IT16TT	4713	IT16	5325
41-910	PT16EPR-L13	5070	PT16TT	4511	IT16TT	4713	IT16	5325
41-913	PT16EPR-L13	5070	PT16TT	4511	IT16TT	4713	IT16	5325
41-919	PT16EPR-L13	5070	PT16TT	4511	IT16TT	4713	IT16	5325
41-921	PT16EPR-L13	5070	PT16TT	4511	IT16TT	4713	IT16	5325
41-928	TJ14R-P15	5071	PT16TT	4511	IT16TT	4713	IT16	5325
41-929	PT16EPR-L13	5070	PT16TT	4511	IT16TT	4713	IT16	5325
41-931	PT16EPR-L13	5070	PT16TT	4511	IT16TT	4713	IT16	5325
41-932	PT16EPR13	5092	PT16TT	4511	IT16TT	4713	IT16	5325
41-933	PT16EPR-L13	5070	PT16TT	4511	IT16TT	4713	IT16	5325
41-936	PT16EPR-L13	5070	PT16TT	4511	IT16TT	4713	IT16	5325
41-937	PT16EPR-L13	5070	PT16TT	4511	IT16TT	4713	IT16	5325
41-940	PT16EPR-L13	5070	PT16TT	4511	IT16TT	4713	IT16	5325
41-942	PT16EPR-L13	5070	PT16TT	4511	IT16TT	4713	IT16	5325
41-943	PT16EPR-L13	5070	PT16TT	4511	IT16TT	4713	IT16	5325
41-947	PT16EPR-L13	5070	PT16TT	4511	IT16TT	4713	IT16	5325
41-948	PT16EPR-L13	5070	PT16TT	4511	IT16TT	4713	IT16	5325
41-950	PT16EPR-L13	5070	PT16TT	4511	IT16TT	4713	IT16	5325
41-952	PT16EPR-L13	5070	PT16TT	4511	IT16TT	4713	IT16	5325
41-954					ITV20TT	4719	ITV20	5339
41-962			PT16TT	4511	IT16TT	4713	IT16	5325
41-963	PT16EPR-L13	5070	PT16TT	4511	IT16TT	4713	IT16	5325
41-965	PT16VR13	5068	PTV16TT	4513	ITV16TT	4718	ITV16	5338
41-974	PTJ16R15	5077	PT16TT	4511	IT16TT	4713	IT16	5325
41-975	PT16EPR-L13	5070	PT16TT	4511	IT16TT	4713	IT16	5325
41-979	PT16EPR-L13	5070	PT16TT	4511	IT16TT	4713	IT16	5325
41-980	PT16EPR-L13	5070	PT16TT	4511	IT16TT	4713	IT16	5325
41-981	PT16VR13	5068	PTV16TT	4513	ITV16TT	4718	ITV16	5338
41-983	TJ14R-P15	5071	PT16TT	4511	IT16TT	4713	IT16	5325
41-985	ZTJ16R10	5090	PT16TT	4511	IT16TT	4713	IT16	5325
41-986	PT16EPR10	5091	PT16TT	4511	IT16TT	4713	IT16	5325
41-987	PT16EPR13	5092	PT16TT	4511	IT16TT	4713	IT16	5325

ACDELCO	DENSO		PLATINUM TT		IRIDIUM TT		IR POWER / IR RACING	
	PART	STK	PART	STK	PART	STK	PART	STK
41-988					ITV20TT	4719	ITV20	5339
41-990	PT16VR13	5068	PTV16TT	4513	ITV16TT	4718	ITV16	5338
41-991	PT22EPR10	**			IT22		IT22	5327
41-993	PT16EPR-L13	5070	PT16TT	4511	IT16TT	4713	IT16	5325
41F	W27FS-U	4052					IWF27	5381
41XL	W27ES-U	4046					IW27	5317
41XLS	W24EP-U	4028					IW24	5316
42-6FS	W22FP-U	4021					IWF22	5379
42F	W22FS-U	4025					IWF22	5379
42FS	W22FP-U	4021					IWF22	5379
42LTS	T20EP-U	5031	PT20TT	4512	IT20TT	4714	IT20	5326
42S	W20P-U	5045						
42TS	T20P-U	5034	PTF20TT	4510	ITF20TT	4716	ITF20	5331
42XL	W22ES-U	3093					IW22	5307
42XLS	W22EP-U	3085					IW22	5307
436T							ITF27	5334
43F	W20FS-U	3073					IWF20	5378
43FS	W20FP-U	3068					IWF20	5378
43LS	W16LS	3035						
43N	W20ES-U	3051	PW20TT	4502	IW20TT	4709	IW20	5306
43S	W20P-U	5045						
43TS	T20P-U	5034	PTF20TT	4510	ITF20TT	4716	ITF20	5331
43XL	W20ES-U	3051	PW20TT	4502	IW20TT	4709	IW20	5306
43XLS	W20EP-U	3043	PW20TT	4502	IW20TT	4709	IW20	5306
43XLS	W20EX-U	3062	PW20TT	4502	IW20TT	4709	IW20	5306
44F	W16FS-U	3034					IWF16	5359
44FFS	W16FP-U	4019					IWF16	5359
44FS	W16FP-U	4019					IWF16	5359
44N	W20ES-U	3051	PW20TT	4502	IW20TT	4709	IW20	5306
44NS	W16EP-U	3018	PW16TT	4501	IW16TT	4708	IW16	5305
44NS	W16EX-U	3027	PW16TT	4501	IW16TT	4708	IW16	5305
44S	W16P-U	3036						
44TS	T16P-U	5024	PTF16TT	4509	ITF16TT	4715	ITF16	5330
44XL	W20ES-U	3051	PW20TT	4502	IW20TT	4709	IW20	5306
44XLS	W16EP-U	3018	PW16TT	4501	IW16TT	4708	IW16	5305
44XLS	W16EX-U	3027	PW16TT	4501	IW16TT	4708	IW16	5305
45F	W16FS-U	3034					IWF16	5359
45FFS	W14FP-U	4013						
45L	W14L	6013						
45LS	W14L	6013						
45NS	W14EP-U	6010	PW16TT	4501	IW16TT	4708	IW16	5305
45NS	W14EX-U	3011	PW16TT	4501	IW16TT	4708	IW16	5305
45S	W14P-U	6020						
45TS	T16P-U	5024	PTF16TT	4509	ITF16TT	4715	ITF16	5330
45XL	W16ES-U	3025	PW16TT	4501	IW16TT	4708	IW16	5305
45XLS	W14EP-U	6010	PW16TT	4501	IW16TT	4708	IW16	5305
45XLS	W14EX-U	3011	PW16TT	4501	IW16TT	4708	IW16	5305
46F	W14F-U	4012						
46FFS	W9FP	4011						
46N	W16ES-U	3025	PW16TT	4501	IW16TT	4708	IW16	5305
46S	W9P-U	6006						

** OE ONLY

ACDELCO	DENSO		PLATINUM TT		IRIDIUM TT		IR POWER / IR RACING	
	PART	STK	PART	STK	PART	STK	PART	STK
46TS	T14PR-U	5020	PTF16TT	4509	ITF16TT	4715	ITF16	5330
46XL	W16ES-U	3025	PW16TT	4501	IW16TT	4708	IW16	5305
46XLS	W9EP	6005						
47XL	W14E	6009						
83CTS	MA20P-U	5012						
83TS	MA20P-U	5012						
84T	MA16P-U	5007						
84T	MA16R-U	5011						
84TS	MA16P-U	5007						
85T	MA16P-U	5007						
85T	MA16R-U	5011						
85TS	MA16P-U	5007						
86TS	MA9P-U	5005						
93206675	W16EXR-U	3031	PW16TT	4501	IW16TT	4708	IW16	5305
96130723	K20PR-U11	3121	PK20TT	4504	IK20TT	4702	IK20	5304
B43	W20S-U	3075						
C41CLTS	T22EP-U	5040					IT22	5327
C41CXLS	W22EP-U	3085					IW22	5307
C42-1	W24S-U	4040						
C42CFS	W22FP-U	4021					IWF22	5379
C42CLTS	T20EP-U	5031	PT20TT	4512	IT20TT	4714	IT20	5326
C42CXLS	W20EP-U	3043	PW20TT	4502	IW20TT	4709	IW20	5306
C42N	W22ES-U	3093					IW22	5307
C42XLS	W20EP-U	3043	PW20TT	4502	IW20TT	4709	IW20	5306
C43	W20S-U	3075						
C43CXLS	W16EP-U	3018	PW16TT	4501	IW16TT	4708	IW16	5305
C43L	W16LS	3035						
C43N	W20ES-U	3051	PW20TT	4502	IW20TT	4709	IW20	5306
C44	W16S-U	5044						
C44N	W20ES-U	3051	PW20TT	4502	IW20TT	4709	IW20	5306
C44NS	W16EX-U	3027	PW16TT	4501	IW16TT	4708	IW16	5305
C44S	W16P-U	3036						
C45	W14-U	6008						
C45	W14-US	6033						
C45L	W14L	6013						
C47W	W9-U	6004						
C49	W9-U	6004						
C81	M22	5003						
C82	M22	5003						
C82T	MA20P-U	5012						
C83	M17	5002						
C83T	MA20R-U	5014						
C85	L14-U	5000						
C85S	L14-U	5000						
C85T	MA16R-U	5011						
C85TS	MA16P-U	5007						
C86	L14-U	5000						
C86S	L14-U	5000						
C87	L14-U	5000						
C88	L14-U	5000						
C88L	L14-U	5000						

ACDELCO	DENSO		PLATINUM TT		IRIDIUM TT		IR POWER / IR RACING	
	PART	STK	PART	STK	PART	STK	PART	STK
CFR1CLS	Q22PR-U	3010					IQ22	5313
CFR2CLS	Q20PR-U	3007	PQ20TT	4508	IQ20TT	4707	IQ20	5302
CFR3CLS	Q16PR-U	3137	PQ16TT	4507	IQ16TT	4706	IQ16	5301
CR41CXLS	W22EPR-U	3088					IW22	5307
CR42SFS	W20FPR-U	3070					IWF20	5378
CR42SXLS	W16EPR-U	3021	PW16TT	4501	IW16TT	4708	IW16	5305
CR42CLTS	T20EPR-U	5032	PT20TT	4512	IT20TT	4714	IT20	5326
CR42CTS	T20PR-U	5035	PTF20TT	4510	ITF20TT	4716	ITF20	5331
CR42N	W22ESR-U	3098					IW22	5307
CR42TS	T20PR-U	5035	PTF20TT	4510	ITF20TT	4716	ITF20	5331
CR42XLS	W20EPR-U	3047	PW20TT	4502	IW20TT	4709	IW20	5306
CR42XLSX	W20EPR-U11	3049	PW20TT	4502	IW20TT	4709	IW20	5306
CR43	W20SR-U	3076						
CR43CXLS	W16EPR-U	3021	PW16TT	4501	IW16TT	4708	IW16	5305
CR43N	W20ESR-U	3057	PW20TT	4502	IW20TT	4709	IW20	5306
CR43S	W20PR-U	5046						
CR43TS	T20PR-U	5035	PTF20TT	4510	ITF20TT	4716	ITF20	5331
CR43TSM	T20PR-U	5035	PTF20TT	4510	ITF20TT	4716	ITF20	5331
CR44N	W20ESR-U	3057	PW20TT	4502	IW20TT	4709	IW20	5306
CR44NS	W16EPR-U	3021	PW16TT	4501	IW16TT	4708	IW16	5305
CR44TS	T16PR-U	5025	PTF16TT	4509	ITF16TT	4715	ITF16	5330
CR45L	W14L	6013						
CR45TS	T16PR-U	5025	PTF16TT	4509	ITF16TT	4715	ITF16	5330
CS41	W22M-U	6026						
CS41	W22M-US	6048						
CS42	W22M-U	6026						
CS42	W22M-US	6048						
CS42S	W22MP-U	6027						
CS42S	W22MP-US	6049						
CS42T	T22M-U	6041						
CS45	W20M-U	6022						
CS45	W20M-US	6036						
CS45T	T20M-U	6039						
CS49	W14M-U	6015						
CS49	W14M-US	6034						
FLR9LTE			PK16TT	4503	IK16TT	4701	IK16	5303
FR1LS	Q20PR-U11	3008	PQ20TT	4508	IQ20TT	4707	IQ20	5302
FR2LS	K20PR-U11	3121	PK20TT	4504	IK20TT	4702	IK20	5304
FR3CLS	Q16PR-U11	5016	PQ16TT	4507	IQ16TT	4706	IQ16	5301
FR3CLS	Q16R-U11	3006	PQ16TT	4507	IQ16TT	4706	IQ16	5301
FR3CLS6	Q16PR-U15	5017	PQ16TT	4507	IQ16TT	4706	IQ16	5301
FR3LM	Q16HR-U	5018						
FR3LS	Q16PR-U11	5016	PQ16TT	4507	IQ16TT	4706	IQ16	5301
FR3LS6	Q16PR-U15	5017	PQ16TT	4507	IQ16TT	4706	IQ16	5301
FR3LSJ	K16PR-U	3191	PK16TT	4503	IK16TT	4701	IK16	5303
FR3LSK	K16PR-U11	3130	PK16TT	4503	IK16TT	4701	IK16	5303
FR4LE	Q16HR-U	5018						
FR4LSJ	K16PR-U	3191	PK16TT	4503	IK16TT	4701	IK16	5303
FR5LS	Q16PR-U11	5016	PQ16TT	4507	IQ16TT	4706	IQ16	5301
HE2	K20TXR	5063	PK20TT	4504	IK20TT	4702	IK20	5304
LM46	W14LM-U	6014						

** OE ONLY

ACDELCO	DENSO		PLATINUM TT		IRIDIUM TT		IR POWER / IR RACING	
	PART	STK	PART	STK	PART	STK	PART	STK
LM46	W14LM-US	6035						
LM49	W14LM-U	6014						
M40FFG	W31FN	4064						
M40FFX	W27FS-U10	6028					IWF27	5381
M41FF	W24FS-U	4038					IWF24	5380
M41FFG	W27FN	4050					IWF27	5381
M41K	W22S-U	4027						
M42FF	W22FS-U	4025					IWF22	5379
M42K	W22S-U	4027						
M43FF	W20FS-U	3073					IWF20	5378
M43S	W20P-U	5045						
M44C	W16S-U	5044						
M44L	W14L	6013						
M45	W14-U	6008						
M45	W14-US	6033						
M45FF	W16FS-U	3034					IWF16	5359
M47	W9-U	6004						
M8	U20M-U	6003						
MR43LTS	T20EPR-U	5032	PT20TT	4512	IT20TT	4714	IT20	5326
MR43T	T20R-U	5038	PTF20TT	4510	ITF20TT	4716	ITF20	5331
MR441	T16R-U	5029	PTF16TT	4509	ITF16TT	4715	ITF16	5330
MR44C	W20SR-U	3076						
MR44T	T16R-U	5029	PTF16TT	4509	ITF16TT	4715	ITF16	5330
R121CXLS	X24EPR-U9	4096					IX24B	5376
R121XLS	X24EPR-U9	4096					IX24B	5376
R41CF	W24FSR	4037					IWF24	5380
R41CXL	W27ESR-U	4045					IW27	5317
R41F	W24FSR	4037					IWF24	5380
R41XL	W27ESR-U	4045					IW27	5317
R42CF	W22FSR	4024					IWF22	5379
R42CF5	W22FPR-U	4022					IWF22	5379
R42CLTS	T20EPR-U	5032	PT20TT	4512	IT20TT	4714	IT20	5326
R42CLTS6	T20EPR-U15	5033	PT20TT	4512	IT20TT	4714	IT20	5326
R42CT	T20R-U	5038	PTF20TT	4510	ITF20TT	4716	ITF20	5331
R42CTS	T20PR-U	5035	PTF20TT	4510	ITF20TT	4716	ITF20	5331
R42CXL	W22ESR-U	3098					IW22	5307
R42CXLS	W22EPR-U	3088					IW22	5307
R42F	W22FSR	4024					IWF22	5379
R42FS	W22FPR-U	4022					IWF22	5379
R42LTS	T20EPR-U	5032	PT20TT	4512	IT20TT	4714	IT20	5326
R42LTS6	T20EPR-U15	5033	PT20TT	4512	IT20TT	4714	IT20	5326
R42LTSM	T20EPR-U	5032	PT20TT	4512	IT20TT	4714	IT20	5326
R42NS	W22EPR-U	3088					IW22	5307
R42S	W20PR-U	5046						
R42T	T20R-U	5038	PTF20TT	4510	ITF20TT	4716	ITF20	5331
R42TS	T20PR-U	5035	PTF20TT	4510	ITF20TT	4716	ITF20	5331
R42TSM	T20PR-U	5035	PTF20TT	4510	ITF20TT	4716	ITF20	5331
R42TX	T20R-U15	5039	PTF20TT	4510	ITF20TT	4716	ITF20	5331
R42XL	W22ESR-U	3098					IW22	5307
R42XLS	W22EPR-U	3088					IW22	5307
R42XLS6	W22EPR-U11	3089					IW22	5307

ACDELCO	DENSO		PLATINUM TT		IRIDIUM TT		IR POWER / IR RACING	
	PART	STK	PART	STK	PART	STK	PART	STK
R42XLSB2	W20EPR-U	3047	PW20TT	4502	IW20TT	4709	IW20	5306
R42XLSM	W22EPR-U	3088					IW22	5307
R43	W20SR-U	3076						
R43C	W20SR-U	3076						
R43CFS	W20FPR-U	3070					IWF20	5378
R43CS	W20PR-U	5046						
R43CT6	T20R-U15	5039	PTF20TT	4510	ITF20TT	4716	ITF20	5331
R43CTS	T20PR-U	5035	PTF20TT	4510	ITF20TT	4716	ITF20	5331
R43CTS6	T20PR-U15	5037	PTF20TT	4510	ITF20TT	4716	ITF20	5331
R43CXL	W20ESR-U	3057	PW20TT	4502	IW20TT	4709	IW20	5306
R43CXLS	W20EXR-U	3066	PW20TT	4502	IW20TT	4709	IW20	5306
R43FS	W20FPR-U	3070					IWF20	5378
R43LTS	T20EPR-U	5032	PT20TT	4512	IT20TT	4714	IT20	5326
R43LTS6	T20EPR-U15	5033	PT20TT	4512	IT20TT	4714	IT20	5326
R43LTSE	T20EPR-U	5032	PT20TT	4512	IT20TT	4714	IT20	5326
R43LTSM	T20EPR-U	5032	PT20TT	4512	IT20TT	4714	IT20	5326
R43LTSX	T20EPR-U15	5033	PT20TT	4512	IT20TT	4714	IT20	5326
R43N	W20ESR-U	3057	PW20TT	4502	IW20TT	4709	IW20	5306
R43NS	W20EPR-U	3047	PW20TT	4502	IW20TT	4709	IW20	5306
R43NS	W20EXR-U	3066	PW20TT	4502	IW20TT	4709	IW20	5306
R43NTS6	T20EPR-U15	5033	PT20TT	4512	IT20TT	4714	IT20	5326
R43NTSE	T20NR-U11	5048	PT20TT	4512	IT20TT	4714	IT20	5326
R43S	W20PR-U	5046						
R43T	T20R-U	5038	PTF20TT	4510	ITF20TT	4716	ITF20	5331
R43TS	T20PR-U	5035	PTF20TT	4510	ITF20TT	4716	ITF20	5331
R43TS6	T20PR-U15	5037	PTF20TT	4510	ITF20TT	4716	ITF20	5331
R43TS6-4B			PTF20TT	4510	ITF20TT	4716	ITF20	5331
R43TS6B2	T20PR-U15	5037	PTF20TT	4510	ITF20TT	4716	ITF20	5331
R43TSK	T20PR-U	5035	PTF20TT	4510	ITF20TT	4716	ITF20	5331
R43TSX	T20PR-U15	5037	PTF20TT	4510	ITF20TT	4716	ITF20	5331
R43TX	T20R-U	5038	PTF20TT	4510	ITF20TT	4716	ITF20	5331
R43XL	W20ESR-U	3057	PW20TT	4502	IW20TT	4709	IW20	5306
R43XLS	W20EPR-U	3047	PW20TT	4502	IW20TT	4709	IW20	5306
R43XLS	W20EXR-U	3066	PW20TT	4502	IW20TT	4709	IW20	5306
R44CF	W16FSR	3033					IWF16	5359
R44CXL	W20ESR-U	3057	PW20TT	4502	IW20TT	4709	IW20	5306
R44CXLS	W16EPR-U	3021	PW16TT	4501	IW16TT	4708	IW16	5305
R44CXLS	W16EXR-U	3031	PW16TT	4501	IW16TT	4708	IW16	5305
R44F	W16FSR	3033					IWF16	5359
R44LT	W16EPR-U	3021	PW16TT	4501	IW16TT	4708	IW16	5305
R44LTS	T16EPR-U	5022	PT16TT	4511	IT16TT	4713	IT16	5325
R44LTS6	T16EPR-U15	5023	PT16TT	4511	IT16TT	4713	IT16	5325
R44LTS6K	T16EPR-U15	5023	PT16TT	4511	IT16TT	4713	IT16	5325
R44LTSM	T16EPR-U	5022	PT16TT	4511	IT16TT	4713	IT16	5325
R44LTSM6	T16EPR-U15	5023	PT16TT	4511	IT16TT	4713	IT16	5325
R44N	W16ESR-U	3110	PW16TT	4501	IW16TT	4708	IW16	5305
R44NS	W16EPR-U	3021	PW16TT	4501	IW16TT	4708	IW16	5305
R44NS	W16EXR-U	3031	PW16TT	4501	IW16TT	4708	IW16	5305
R44NSX	W16EPR-U11	3201	PW16TT	4501	IW16TT	4708	IW16	5305
R44NTSE	T16NR-U11	5047	PT16TT	4511	IT16TT	4713	IT16	5325
R44S	W16PR-U	3037						

** OE ONLY

ACDELCO	DENSO		PLATINUM TT		IRIDIUM TT		IR POWER / IR RACING	
	PART	STK	PART	STK	PART	STK	PART	STK
R44SX	W16PR-U15	3038						
R44T	T16R-U	5029	PTF16TT	4509	ITF16TT	4715	ITF16	5330
R44T6			PTF16TT	4509	ITF16TT	4715	ITF16	5330
R44T8			PTF16TT	4509	ITF16TT	4715	ITF16	5330
R44TB2	T20R-U	5038	PTF20TT	4510	ITF20TT	4716	ITF20	5331
R44TS	T16PR-U	5025	PTF16TT	4509	ITF16TT	4715	ITF16	5330
R44TS8	T16PR-U20	5028	PTF16TT	4509	ITF16TT	4715	ITF16	5330
R44TS8H			PTF16TT	4509	ITF16TT	4715	ITF16	5330
R44TSB4	T16PR-U	5025	PTF16TT	4509	ITF16TT	4715	ITF16	5330
R44TSX	T16PR-U15	5027	PTF16TT	4509	ITF16TT	4715	ITF16	5330
R44TX	T16R-U15	5030	PTF16TT	4509	ITF16TT	4715	ITF16	5330
R44XL	W20ESR-U	3057	PW20TT	4502	IW20TT	4709	IW20	5306
R44XLS	W16EPR-U	3021	PW16TT	4501	IW16TT	4708	IW16	5305
R44XLS	W16EXR-U	3031	PW16TT	4501	IW16TT	4708	IW16	5305
R44XLS6	W16EXR-U11	3032	PW16TT	4501	IW16TT	4708	IW16	5305
R44XLSE	J16CR-U	3256	PW16TT	4501	IW16TT	4708	IW16	5305
R44XLSM	J16BR-U	3001						
R45							IQ01-27	5708
R45LTS6	T20EPR-U15	5033	PT20TT	4512	IT20TT	4714	IT20	5326
R45LTSM	T16EPR-U	5022	PT16TT	4511	IT16TT	4713	IT16	5325
R45NS	W14EXR-U	3013	PW16TT	4501	IW16TT	4708	IW16	5305
R45NSX	W14EXR-U15	3015						
R45NTSE	T16NR-U11	5047	PT16TT	4511	IT16TT	4713	IT16	5325
R45S	W14PR-U	6021						
R45SX	W14PR-U15	5043						
R45T	T16R-U	5029	PTF16TT	4509	ITF16TT	4715	ITF16	5330
R45TS	T16PR-U	5025	PTF16TT	4509	ITF16TT	4715	ITF16	5330
R45TS8	T16PR-U20	5028	PTF16TT	4509	ITF16TT	4715	ITF16	5330
R45TSB2	T16PR-U	5025	PTF16TT	4509	ITF16TT	4715	ITF16	5330
R45TSX	T16PR-U15	5027	PTF16TT	4509	ITF16TT	4715	ITF16	5330
R45XL	W16ESR-U	3110	PW16TT	4501	IW16TT	4708	IW16	5305
R45XLS	W14EXR-U	3013	PW16TT	4501	IW16TT	4708	IW16	5305
R45XLS6	W14EXR-U15	3015						
R46LTS	T16EPR-U	5022	PT16TT	4511	IT16TT	4713	IT16	5325
R46S	W9PR-U	6007						
R46SX	W9PR-U20	5042						
R46SZ	W9PR-U15	5041						
R46SZB2	T16PR-U15	5027	PTF16TT	4509	ITF16TT	4715	ITF16	5330
R46SZB4	T16PR-U15	5027	PTF16TT	4509	ITF16TT	4715	ITF16	5330
R46T	T16R-U	5029	PTF16TT	4509	ITF16TT	4715	ITF16	5330
R46TS	T14PR-U	5020	PTF16TT	4509	ITF16TT	4715	ITF16	5330
R46TSX	T14PR-U15	5021	PTF16TT	4509	ITF16TT	4715	ITF16	5330
R46TX	T16R-U15	5030	PTF16TT	4509	ITF16TT	4715	ITF16	5330
R47S	W9PR-U	6007						
R47SX	W9PR-U15	5041						
R83CTS	MA20PR-U	5013						
R83T	MA20PR-U	5013						
R83TS	MA20PR-U	5013						
R84TS	MA16PR-U	5008						
R84TSX	MA16PR-U15	5010						
R85T	MA16R-U	5011						

ACDELCO	DENSO		PLATINUM TT		IRIDIUM TT		IR POWER / IR RACING	
	PART	STK	PART	STK	PART	STK	PART	STK
R85TS	MA16PR-U	5008						
R86T	MA16R-U	5011						
R86TS5	MA16PR-U11	5009						
RA7YC	XU22EPR-U	3179					IXUH22	5353
S102F	U22FS-U	4006					IUF22	5383
S104F	U20FS-U	4002					IUF22	5383
S121XL	X24ES-U	4099					IX24	5372
S122F	X24FS-U	4103						
S123XL	X22ES-U	4090					IX22	5371
S124FS	X20FS-U	4078						
S404XLG	W27EN	4043					IW27	5317
S40F	W27FS-U	4052					IWF27	5381
S40FG	W31FN	4064						
S40FR	W27FSR	4054					IWF27	5381
S40XL	W27ES-U	4046					IW27	5317
S40XLG	W31EN	4060					IW31	5319
S40XLR	W27ESR-U	4045					IW27	5317
S412FR	W24FSR	4037					IWF24	5380
S41F	W24FS-U	4038					IWF24	5380
S41FG	W27FN	4050					IWF27	5381
S41FR	W24FSR	4037					IWF24	5380
S41SLG	W27EN	4043					IW27	5317
S41XL	W27ES-U	4046					IW27	5317
S41XLR	W27ESR-U	4045					IW27	5317
S42	W24S-U	4040						
S42F	W22FS-U	4025					IWF22	5379
S42FR	W22FSR	4024					IWF22	5379
S42XL	W22ES-U	3093					IW22	5307
S42XLR	W22ESR-U	3098					IW22	5307
S43XL	W20ES-U	3051	PW20TT	4502	IW20TT	4709	IW20	5306
S43XLR	W20ESR-U	3057	PW20TT	4502	IW20TT	4709	IW20	5306
S44	W16S-U	5044						
S44F	W16FS-U	3034					IWF16	5359
S44XL	W20ES-U	3051	PW20TT	4502	IW20TT	4709	IW20	5306
S45F	W16FS-U	3034					IWF16	5359
S46	W9-U	6004						
S81F	M22	5003						
S82F	M22	5003						
S83F	M17	5002						
S85F	M14	5001						
SV4XL	SF50	6001						
V40FFK	SF51	6002						
V40FFM	SF50	6001						
V40FFS	SF50	6001						
VB40FFK	SF50	6001						
VR40FFM	SF50	6001						

** OE ONLY

AUTOLITE	DENSO		PLATINUM TT		IRIDIUM TT		IR POWER / IR RACING	
	PART	STK	PART	STK	PART	STK	PART	STK
13	T20P-U	5034	PTF20TT	4510	ITF20TT	4716	ITF20	5331
14	T20P-U	5034	PTF20TT	4510	ITF20TT	4716	ITF20	5331
15	T16P-U	5024	PTF16TT	4509	ITF16TT	4715	ITF16	5330
16	T16P-U	5024	PTF16TT	4509	ITF16TT	4715	ITF16	5330
23	T20PR-U	5035	PTF20TT	4510	ITF20TT	4716	ITF20	5331
24	T20PR-U	5035	PTF20TT	4510	ITF20TT	4716	ITF20	5331
25	T16PR-U	5025	PTF16TT	4509	ITF16TT	4715	ITF16	5330
26	T16PR-U	5025	PTF16TT	4509	ITF16TT	4715	ITF16	5330
27	T14PR-U	5020	PTF16TT	4509	ITF16TT	4715	ITF16	5330
33	MA20P-U	5012						
34	MA20P-U	5012						
35	MA16P-U	5007						
36	MA16P-U	5007						
37	MA9P-U	5005						
43	MA20PR-U	5013						
44	MA20PR-U	5013						
45	MA16PR-U	5008						
46	MA16PR-U	5008						
51	W24EP-U	4028					IW24	5316
52	W24EP-U	4028					IW24	5316
53	W22EP-U	3085					IW22	5307
54	W20EP-U	3043	PW20TT	4502	IW20TT	4709	IW20	5306
54	W20EX-U	3062	PW20TT	4502	IW20TT	4709	IW20	5306
55	W16EP-U	3018	PW16TT	4501	IW16TT	4708	IW16	5305
55	W16EX-U	3027	PW16TT	4501	IW16TT	4708	IW16	5305
56	W14EP-U	6010	PW16TT	4501	IW16TT	4708	IW16	5305
56	W14EX-U	3011	PW16TT	4501	IW16TT	4708	IW16	5305
57	W9EP	6005						
62	W22EPR-U	3088					IW22	5307
63	W20EPR-U	3047	PW20TT	4502	IW20TT	4709	IW20	5306
64	W20EPR-U	3047	PW20TT	4502	IW20TT	4709	IW20	5306
64	W20EXR-U	3066	PW20TT	4502	IW20TT	4709	IW20	5306
65	W16EPR-U	3021	PW16TT	4501	IW16TT	4708	IW16	5305
65	W16EXR-U	3031	PW16TT	4501	IW16TT	4708	IW16	5305
66	W14EPR-U	6011	PW16TT	4501	IW16TT	4708	IW16	5305
66	W14EXR-U	3013	PW16TT	4501	IW16TT	4708	IW16	5305
67	W14EXR-U	3013	PW16TT	4501	IW16TT	4708	IW16	5305
73	W20P-U	5045						
74	W20P-U	5045						
75	W16P-U	3036						
76	W14P-U	6020						
77	W9P-U	6006						
84	W20PR-U	5046						
85	W16PR-U	3037						
86	W14PR-U	6021						
87	W9PR-U	6007						
94	T22EP-U	5040					IT22	5327
102	T22EP-U	5040					IT22	5327
103	T20EPR-U	5032	PT20TT	4512	IT20TT	4714	IT20	5326
104	T20EPR-U	5032	PT20TT	4512	IT20TT	4714	IT20	5326
105	T16EPR-U	5022	PT16TT	4511	IT16TT	4713	IT16	5325

AUTOLITE	DENSO		PLATINUM TT		IRIDIUM TT		IR POWER / IR RACING	
	PART	STK	PART	STK	PART	STK	PART	STK
106	T16EPR-U	5022	PT16TT	4511	IT16TT	4713	IT16	5325
115	MA20P-U	5012						
117	MA16P-U	5007						
124	MA20R-U	5014						
127	MA16R-U	5011						
132							ITF27	5334
134							ITF24	5333
144	T20R-U	5038	PTF20TT	4510	ITF20TT	4716	ITF20	5331
145	T20R-U	5038	PTF20TT	4510	ITF20TT	4716	ITF20	5331
146	T16R-U	5029	PTF16TT	4509	ITF16TT	4715	ITF16	5330
147	T16R-U	5029	PTF16TT	4509	ITF16TT	4715	ITF16	5330
156	MA16P-U	5007						
166	MA16PR-U	5008						
175	W16P-U	3036						
203	T20PR-U	5035	PTF20TT	4510	ITF20TT	4716	ITF20	5331
215	W16LS	3035						
216	W14L	6013						
217	W14L	6013						
218	W14L	6013						
225	W14L	6013						
253	W22M-U	6026						
254	W22M-U	6026						
255	W20M-U	6022						
255	W20M-US	6036						
258	W14M-U	6015						
258	W14M-US	6034						
273	W22FP-U	4021					IWF22	5379
274	W20FP-U	3068					IWF20	5378
275	W16FP-U	4019					IWF16	5359
276	W9FP	4011						
283	W20FPR-U	3070					IWF20	5378
284	W20FPR-U	3070					IWF20	5378
292	W27S-U	4055						
294	W16S-U	5044						
295	W14-U	6008						
295	W14-US	6033						
297	W9-U	6004						
298	W9-U	6004						
302	W20SR-U	3076						
303	W20S-U	3075						
306	W9-U	6004						
312	W27S-U	4055						
313	W24S-U	4040						
314	W20S-U	3075						
315	W16S-U	5044						
316	W14-U	6008						
316	W14-US	6033						
317	W14-U	6008						
317	W14-US	6033						
318	W9-U	6004						
353	W24S-U	4040						

AUTOLITE	DENSO		PLATINUM TT		IRIDIUM TT		IR POWER / IR RACING	
	PART	STK	PART	STK	PART	STK	PART	STK
354	W20S-U	3075						
355	W16S-U	5044						
356	W14-U	6008						
356	W14-US	6033						
357	W9-U	6004						
358	W9-U	6004						
372	M24S	5004						
373	M22	5003						
374	M22	5003						
375	M17	5002						
376	L14-U	5000						
377	L14-U	5000						
378	L14-U	5000						
379	L14-U	5000						
386	L14R-U	5049						
393	W22ES-U	3093					IW22	5307
394	W20ES-U	3051	PW20TT	4502	IW20TT	4709	IW20	5306
395	W16ES-U	3025	PW16TT	4501	IW16TT	4708	IW16	5305
396	W16ES-U	3025	PW16TT	4501	IW16TT	4708	IW16	5305
397	W14E	6009						
398	W14E	6009						
402	W22ESR-U	3098					IW22	5307
403	W22ESR-U	3098					IW22	5307
404	W20ESR-U	3057	PW20TT	4502	IW20TT	4709	IW20	5306
405	W16ESR-U	3110	PW16TT	4501	IW16TT	4708	IW16	5305
406	W16ESR-U	3110	PW16TT	4501	IW16TT	4708	IW16	5305
411	W24FS-U	4038					IWF24	5380
413	W22FS-U	4025					IWF22	5379
414	W20FS-U	3073					IWF20	5378
415	W16FS-U	3034					IWF16	5359
416	W14F-U	4012						
424	W20FSR-U	6053					IWF20	5378
425	W16FSR	3033					IWF16	5359
426	W14FR-U	4017						
437	W14L	6013						
456	W14LM-U	6014						
456	W14LM-US	6035						
458	W14LM-U	6014						
483	T20EPR-U	5032	PT20TT	4512	IT20TT	4714	IT20	5326
494	W16LS	3035						
495	W16LS	3035						
497	W14L	6013						
535	W16FS-U	3034					IWF16	5359
536	W14F-U	4012						
565	W16PR-U15	3038						
566	W14PR-U	6021						
567	W9PR-U15	5041						
567	W9PR-U20	5042						
584	MA20R-U11	5015						
601	T16EPR-U15	5023	PT16TT	4511	IT16TT	4713	IT16	5325
602	K20PR-U	3145	PK20TT	4504	IK20TT	4702	IK20	5304

AUTOLITE	DENSO		PLATINUM TT		IRIDIUM TT		IR POWER / IR RACING	
	PART	STK	PART	STK	PART	STK	PART	STK
603	K16R-U	3119	PK16TT	4503	IK16TT	4701	IK16	5303
604	T20EPR-U15	5033	PT20TT	4512	IT20TT	4714	IT20	5326
605	T16EPR-U15	5023	PT16TT	4511	IT16TT	4713	IT16	5325
646	W14EXR-U15	3015						
664	T20PR-U15	5037	PTF20TT	4510	ITF20TT	4716	ITF20	5331
665	T16PR-U15	5027	PTF16TT	4509	ITF16TT	4715	ITF16	5330
666	T16PR-U15	5027	PTF16TT	4509	ITF16TT	4715	ITF16	5330
667	T14PR-U15	5021	PTF16TT	4509	ITF16TT	4715	ITF16	5330
684	T20R-U15	5039	PTF20TT	4510	ITF20TT	4716	ITF20	5331
685	T20R-U15	5039	PTF20TT	4510	ITF20TT	4716	ITF20	5331
687	T16R-U15	5030	PTF16TT	4509	ITF16TT	4715	ITF16	5330
724	T20PR-U	5035	PTF20TT	4510	ITF20TT	4716	ITF20	5331
725	T16PR-U	5025	PTF16TT	4509	ITF16TT	4715	ITF16	5330
726	T16PR-U	5025	PTF16TT	4509	ITF16TT	4715	ITF16	5330
727	T14PR-U	5020	PTF16TT	4509	ITF16TT	4715	ITF16	5330
745	MA16PR-U	5008						
746	MA16PR-U	5008						
747	MA9PR-U	5006						
763	T16NR-U11	5047	PT16TT	4511	IT16TT	4713	IT16	5325
764	T20EPR-U	5032	PT20TT	4512	IT20TT	4714	IT20	5326
765	T16EPR-U	5022	PT16TT	4511	IT16TT	4713	IT16	5325
766	T16EPR-U	5022	PT16TT	4511	IT16TT	4713	IT16	5325
767	T16EPR-U	5022	PT16TT	4511	IT16TT	4713	IT16	5325
784	MA20R-U	5014						
804	MA20R-U11	5015						
847	W9PR-U15	5041						
864	T20EPR-U	5032	PT20TT	4512	IT20TT	4714	IT20	5326
865	T16EPR-U	5022	PT16TT	4511	IT16TT	4713	IT16	5325
884	T20EPR-U15	5033	PT20TT	4512	IT20TT	4714	IT20	5326
907	K20PR-U11	3121	PK20TT	4504	IK20TT	4702	IK20	5304
908	T16EPR-U15	5023	PT16TT	4511	IT16TT	4713	IT16	5325
915	J16BR-U	3001						
925	J16BR-U	3001						
945	T20EPR-U	5032	PT20TT	4512	IT20TT	4714	IT20	5326
965	T16PR-U20	5028	PTF16TT	4509	ITF16TT	4715	ITF16	5330
966	T16PR-U20	5028	PTF16TT	4509	ITF16TT	4715	ITF16	5330
985	T20EPR-U	5032	PT20TT	4512	IT20TT	4714	IT20	5326
996	W14L	6013						
2243	W20SR-U	3076						
2413	W34EN	4070					IW34	5320
2414	W31EN	4060					IW31	5319
2415	W27EN	4043					IW27	5317
2416	W25EN	4041					IW24	5316
2417	W25EN	4041					IW24	5316
2453	W34FN	4071						
2454	W31FN	4064						
2455	W27FN	4050					IWF27	5381
2456	W25FN	4042					IWF24	5380
2457	W25FN	4042					IWF24	5380
2526	W25EDR14	3104						
2543	T20NR-U11	5048	PT20TT	4512	IT20TT	4714	IT20	5326

AUTOLITE	DENSO		PLATINUM TT		IRIDIUM TT		IR POWER / IR RACING	
	PART	STK	PART	STK	PART	STK	PART	STK
2544	T20NR-U11	5048	PT20TT	4512	IT20TT	4714	IT20	5326
2545	T16NR-U11	5047	PT16TT	4511	IT16TT	4713	IT16	5325
2546	T16NR-U11	5047	PT16TT	4511	IT16TT	4713	IT16	5325
2553	T22M-U	6041						
2554	T22M-U	6041						
2585	KJ16CR-L11	3132	PK16TT	4503	IK16TT	4701	IK16L	5357
2592	W31ES-U	4062					IW31	5319
2593	W27ES-U	4046					IW27	5317
2594	W24ES-U	4030					IW24	5316
2611	W31ES-U	4062					IW31	5319
2612	W27ES-U	4046					IW27	5317
2613	W24ES-U	4030					IW24	5316
2614	W22ESR-U	3098					IW22	5307
2614	W22ES-U	3093					IW22	5307
2615	W22ESR-U	3098					IW22	5307
2615	W22ES-U	3093					IW22	5307
2616	W20ESR-U	3057	PW20TT	4502	IW20TT	4709	IW20	5306
2616	W20ES-U	3051	PW20TT	4502	IW20TT	4709	IW20	5306
2634	W27FS-U10	6028					IWF27	5381
2635	W22FS-U	4025					IWF22	5379
2636	W20FS-U	3073					IWF20	5378
2652	W24FS-U	4038					IWF24	5380
2653	W22FS-U	4025					IWF22	5379
2654	W22FS-U	4025					IWF22	5379
2655	W20FS-U	3073					IWF20	5378
2656	W16FS-U	3034					IWF16	5359
2675	W16LS	3035						
2676	W14L	6013						
2677	W14L	6013						
2684							IRE01-27	5719
2686							IRE01-27	5719
2695	M24S	5004						
2696	M22	5003						
2697	M17	5002						
2715	X24FS-U	4103						
2716	X20FS-U	4078						
2735	X20FS-U	4078						
2744	W16EKR-S11	3016	PW16TT	4501	IW16TT	4708	IW16	5305
2755	X22ES-U	4090					IX22	5371
2772	M22	5003						
2773	M22	5003						
2775	M14	5001						
2794	U24FS-U	4009					IUF24	5384
2795	U22FS-U	4006					IUF22	5383
2796	U20FS-U	4002						
2852	SF50	6001						
2872	SF51	6002						
2892	SF50	6001						
2954	T22M-U	6041						
2956	T20M-U	6039						
2974	W22MP-U	6027						

AUTOLITE	DENSO		PLATINUM TT		IRIDIUM TT		IR POWER / IR RACING	
	PART	STK	PART	STK	PART	STK	PART	STK
2976	W16S-U	5044						
2985	W22MP-U	6027						
3013	W24S-U	4040						
3014	W20S-U	3075						
3017	W9-U	6004						
3035	M14	5001						
3055	MA20R-U	5014						
3116	L14-U	5000						
3606	T16PR-U15	5027	PTF16TT	4509	ITF16TT	4715	ITF16	5330
3910							IK27	5312
3921	K24PR-U11	3308					IK24	5311
3922	K22PR-U	3165					IK22	5310
3923	K20PR-U	3145	PK20TT	4504	IK20TT	4702	IK20	5304
3924	K16PR-U	3191	PK16TT	4503	IK16TT	4701	IK16	5303
3926	K16PR-U11	3130	PK16TT	4503	IK16TT	4701	IK16	5303
3926	K16R-U11	3120	PK16TT	4503	IK16TT	4701	IK16	5303
4051	W31ES-U	4062					IW31	5319
4052	W31ES-U	4062					IW31	5319
4053	W27ES-U	4046					IW27	5317
4054	W24ES-U	4030					IW24	5316
4055	W22ES-U	3093					IW22	5307
4056	W20ES-U	3051	PW20TT	4502	IW20TT	4709	IW20	5306
4062	W31ES-U	4062					IW31	5319
4063	W27ESR-U	4045					IW27	5317
4092	W24FSR	4037					IWF24	5380
4093	W22FSR	4024					IWF22	5379
4113	W20FP-U	3068					IWF20	5378
4114	W20FP-U	3068					IWF20	5378
4123	W20FPR-U	3070					IWF20	5378
4132	X27ES-U	4114					IX27	5373
4133	X24ES-U	4099					IX24	5372
4143	X24ESR-U	4101					IX24	5372
4152	X27EP-U9	4108					IX27B	5377
4153	X24EP-U9	4093					IX24B	5376
4162	X27EPR-U9	4111					IX27B	5377
4163	X24EPR-U9	4096					IX24B	5376
4164	X22EPR-U9	4086					IX22B	5375
4173	X24FS-U	4103						
4194	U22FS-U	4006					IUF22	5383
4251	W24ES-U	4030					IW24	5316
4252	W22EPR-U	3088					IW22	5307
4253	W16EX-U	3027	PW16TT	4501	IW16TT	4708	IW16	5305
4263	W20EPR-U	3047	PW20TT	4502	IW20TT	4709	IW20	5306
4263	W20EXR-U	3066	PW20TT	4502	IW20TT	4709	IW20	5306
4265	W16EPR-U	3021	PW16TT	4501	IW16TT	4708	IW16	5305
4275	W16P-U	3036						
5125	MA20PR-U	5013						
5143	T20EPR-U	5032	PT20TT	4512	IT20TT	4714	IT20	5326
5144	T20EPR-U	5032	PT20TT	4512	IT20TT	4714	IT20	5326
5164	T20EPR-U	5032	PT20TT	4512	IT20TT	4714	IT20	5326
5184	K16PR-U11	3130	PK16TT	4503	IK16TT	4701	IK16	5303

AUTOLITE	DENSO		PLATINUM TT		IRIDIUM TT		IR POWER / IR RACING	
	PART	STK	PART	STK	PART	STK	PART	STK
5224	KJ20CR11	3133	PK20TT	4504	IK20TT	4702	IK20L	5358
5486	QJ16AR-U	3235						
9061	K22PBR-S	5062					IK22	5310
9062	K20PBR	5060	PK20TT	4504	IK20TT	4702	IK20	5304
9063	K20PBR	5060	PK20TT	4504	IK20TT	4702	IK20	5304
9064	K20TXR	5063	PK20TT	4504	IK20TT	4702	IK20	5304
9921	K20PBR	5060	PK20TT	4504	IK20TT	4702	IK20	5304
AE23	W25FN	4042						
AE903							IWF27	5381
AG12	W24EP-U	4028					IW24	5316
AG22	W22EP-U	3085					IW22	5307
AG23	W25EN	4041						
AG303	W34EN	4070					IW34	5320
AG403	W31EN	4060					IW31	5319
AG903	W27EN	4043					IW27	5317
AP103	PT20TT	4512	PT20TT	4512	IT20TT	4714	IT20	5326
AP104	PT20TT	4512	PT20TT	4512	IT20TT	4714	IT20	5326
AP105	PT16TT	4511	PT16TT	4511	IT16TT	4713	IT16	5325
AP106	PT16TT	4511	PT16TT	4511	IT16TT	4713	IT16	5325
AP124	MA20R-U	5014						
AP13	PT20TT	4512	PT20TT	4512	IT20TT	4714	IT20	5326
AP145	PTF20TT	4510	PTF20TT	4510	ITF20TT	4716	ITF20	5331
AP15	PT16TT	4511	PT16TT	4511	IT16TT	4713	IT16	5325
AP23	PTF20TT	4510	PTF20TT	4510	ITF20TT	4716	ITF20	5331
AP24	PTF20TT	4510	PTF20TT	4510	ITF20TT	4716	ITF20	5331
AP25	PTF16TT	4509	PTF16TT	4509	ITF16TT	4715	ITF16	5330
AP2543	T20NR-U11	5048	PT20TT	4512	IT20TT	4714	IT20	5326
AP2544	T20NR-U11	5048	PT20TT	4512	IT20TT	4714	IT20	5326
AP2545	T16NR-U11	5047	PT16TT	4511	IT16TT	4713	IT16	5325
AP2546	T16NR-U11	5047	PT16TT	4511	IT16TT	4713	IT16	5325
AP26	PTF16TT	4509	PTF16TT	4509	ITF16TT	4715	ITF16	5330
AP2744	W16EKR-S11	3016	PW16TT	4501	IW16TT	4708	IW16	5305
AP303	W20S-U	3075						
AP3294	PK16TT	4503	PK16TT	4503	IK16TT	4701	IK16	5303
AP3923	PK20TT	4504	PK20TT	4504	IK20TT	4702	IK20	5304
AP3924	PK16TT	4503	PK16TT	4503	IK16TT	4701	IK16	5303
AP403	W22ESR-U	3098					IW22	5307
AP404	W20ESR-U	3057	PW20TT	4502	IW20TT	4709	IW20	5306
AP425	W16FSR	3033					IWF16	5359
AP45	MA16PR-U	5008						
AP46	MA16PR-U	5008						
AP5125	MA20PR-U	5013						
AP5143	PT20TT	4512	PT20TT	4512	IT20TT	4714	IT20	5326
AP5144	PT20TT	4512	PT20TT	4512	IT20TT	4714	IT20	5326
AP5184	PK16TT	4503	PK16TT	4503	IK16TT	4701	IK16	5303
AP5224	PK20TT	4504	PK20TT	4504	IK20TT	4702	IK20	5304
AP5243	PT20TT	4512	PT20TT	4512	IT20TT	4714	IT20	5326
AP5245	PT16TT	4511	PT16TT	4511	IT16TT	4713	IT16	5325
AP5263					ITL16TT	4717	ITL16	5349
AP5325	PKH16TT	4505	PKH16TT	4505	IKH16TT	4703	IKH16	5343
AP5325	PKH20TT	4506	PKH20TT	4506	IKH20TT	4704	IKH20	5344

AUTOLITE	DENSO		PLATINUM TT		IRIDIUM TT		IR POWER / IR RACING	
	PART	STK	PART	STK	PART	STK	PART	STK
AP5364	PTV16TT	4513	PTV16TT	4513	ITV16TT	4718	ITV16	5338
AP5364					ITV20TT	4719	ITV20	5339
AP5405	QJ16HR-U	5018						
AP5426					ITL16TT	4717	ITL16	5349
AP5503	PK20TT	4504	PK20TT	4504	IK20TT	4702	IK20	5304
AP5506	PQ16TT	4507	PQ16TT	4507	IQ16TT	4706	IQ16	5301
AP605	PT16TT	4511	PT16TT	4511	IT16TT	4713	IT16	5325
AP606	PT16TT	4511	PT16TT	4511	IT16TT	4713	IT16	5325
AP62	W22EPR-U	3088					IW22	5307
AP63	PW20TT	4502	PW20TT	4502	IW20TT	4709	IW20	5306
AP64	PW20TT	4502	PW20TT	4502	IW20TT	4709	IW20	5306
AP646	W14EXR-U15	3015						
AP65	PW16TT	4501	PW16TT	4501	IW16TT	4708	IW16	5305
AP66	PW16TT	4501	PW16TT	4501	IW16TT	4708	IW16	5305
AP664	PTF20TT	4510	PTF20TT	4510	ITF20TT	4716	ITF20	5331
AP665	PTF16TT	4509	PTF16TT	4509	ITF16TT	4715	ITF16	5330
AP666	PTF16TT	4509	PTF16TT	4509	ITF16TT	4715	ITF16	5330
AP764	PT20TT	4512	PT20TT	4512	IT20TT	4714	IT20	5326
AP765	PT16TT	4511	PT16TT	4511	IT16TT	4713	IT16	5325
AP766	PT16TT	4511	PT16TT	4511	IT16TT	4713	IT16	5325
AP847	W9PR-U15	5041						
AP85	W16PR-U	3037						
AP86	W16PR-U	3037						
AP985	PT20TT	4512	PT20TT	4512	IT20TT	4714	IT20	5326
APP102	T22EP-U	5040					IT22	5327
APP103	PT20TT	4512	PT20TT	4512	IT20TT	4714	IT20	5326
APP104	PT16EPR10	5091	PT16TT	4511	IT16TT	4713	IT16	5325
APP106	PT16EPR10	5091	PT16TT	4511	IT16TT	4713	IT16	5325
APP145	PTF20TT	4510	PTF20TT	4510	ITF20TT	4716	ITF20	5331
APP23	PTF20TT	4510	PTF20TT	4510	ITF20TT	4716	ITF20	5331
APP24	PTF20TT	4510	PTF20TT	4510	ITF20TT	4716	ITF20	5331
APP25	PTF16TT	4509	PTF16TT	4509	ITF16TT	4715	ITF16	5330
APP2544	T20NR-U11	5048	PT20TT	4512	IT20TT	4714	IT20	5326
APP2545	T16NR-U11	5047	PT16TT	4511	IT16TT	4713	IT16	5325
APP2546	T16NR-U11	5047	PT16TT	4511	IT16TT	4713	IT16	5325
APP26	PTF16TT	4509	PTF16TT	4509	ITF16TT	4715	ITF16	5330
APP283	W20FPR-U	3070					IWF20	5378
APP3294	PK16TT	4503	PK16TT	4503	IK16TT	4701	IK16	5303
APP3922	PK22PR11	3265					IK22	5310
APP3923	PK20PR11	3168	PK20TT	4504	IK20TT	4702	IK20	5304
APP3924	PK16PR-L11	3275	PK16TT	4503	IK16TT	4701	IK16	5303
APP3926	PK16PR11	3264	PK16TT	4503	IK16TT	4701	IK16	5303
APP45	MA20PR-U	5013						
APP46	MA16PR-U	5008						
APP5125	MA20PR-U	5013						
APP5144	PT20TT	4512	PT20TT	4512	IT20TT	4714	IT20	5326
APP5224	KJ20CR-L11	3169	PK20TT	4504	IK20TT	4702	IK20L	5358
APP5243	PT20TT	4512	PT20TT	4512	IT20TT	4714	IT20	5326
APP5245	TJ14R-P15	5071	PT16TT	4511	IT16TT	4713	IT16	5325
APP5263					ITL16TT	4717	ITL16	5349
APP5325	PKH20TT	4506	PKH20TT	4506	IKH20TT	4704	IKH20	5344

AUTOLITE	DENSO		PLATINUM TT		IRIDIUM TT		IR POWER / IR RACING	
	PART	STK	PART	STK	PART	STK	PART	STK
APP5344	PT16VR13	5068	PTV16TT	4513	ITV16TT	4718	ITV16	5338
APP5364	PT16VR13	5068	PTV16TT	4513	ITV16TT	4718	ITV16	5338
APP5426					ITL16TT	4717	ITL16	5349
APP5503	PK20TT	4504	PK20TT	4504	IK20TT	4702	IK20	5304
APP5506	PQ16TT	4507	PQ16TT	4507	IQ16TT	4706	IQ16	5301
APP605	PT16EPR10	5091	PT16TT	4511	IT16TT	4713	IT16	5325
APP606	PT16EPR10	5091	PT16TT	4511	IT16TT	4713	IT16	5325
APP62	P22PR8	3302					IW22	5307
APP63	P20PR8	3306	PW20TT	4502	IW20TT	4709	IW20	5306
APP64	P20PR8	3306	PW20TT	4502	IW20TT	4709	IW20	5306
APP646	W14EXR-U15	3015						
APP65	P16PR8	3270	PW16TT	4501	IW16TT	4708	IW16	5305
APP66	P16PR8	3270	PW16TT	4501	IW16TT	4708	IW16	5305
APP664	PTF20TT	4510	PTF20TT	4510	ITF20TT	4716	ITF20	5331
APP666	PTF16TT	4509	PTF16TT	4509	ITF16TT	4715	ITF16	5330
APP764	PT20TT	4512	PT20TT	4512	IT20TT	4714	IT20	5326
APP765	PT16EPR-L13	5070	PT16TT	4511	IT16TT	4713	IT16	5325
APP847	W9PR-U15	5041						
APP985	PT20TT	4512	PT20TT	4512	IT20TT	4714	IT20	5326
AR12	ITF22	5332					ITF22	5332
AR133	ITF24	5333					ITF24	5333
AR135	ITF22	5332					ITF22	5332
AR3910	IK27	5312					IK27	5312
AR3910x	IK27	5312					IK27	5312
AR3932	IK31	5321					IK31	5321
AR3933	IK27	5312					IK27	5312
MP4316							IWF22	5379
XP103	IT16TT	4713	PT16TT	4511	IT16TT	4713	IT16	5325
XP104	IT20TT	4714	PT20TT	4512	IT20TT	4714	IT20	5326
XP105	IT16TT	4713	PT16TT	4511	IT16TT	4713	IT16	5325
XP23	ITF16TT	4715	PTF16TT	4509	ITF16TT	4715	ITF16	5330
XP24	ITF20TT	4716	PTF20TT	4510	ITF20TT	4716	ITF20	5331
XP25	ITF16TT	4715	PTF16TT	4509	ITF16TT	4715	ITF16	5330
XP26	ITF16TT	4715	PTF16TT	4509	ITF16TT	4715	ITF16	5330
XP3294	IK16TT	4701	PK16TT	4503	IK16TT	4701	IK16	5303
XP3923	IK20TT	4702	PK20TT	4504	IK20TT	4702	IK20	5304
XP3924	IK16TT	4701	PK16TT	4503	IK16TT	4701	IK16	5303
XP5144	IT20TT	4714	PT20TT	4512	IT20TT	4714	IT20	5326
XP5145	IT16TT	4713	PT16TT	4511	IT16TT	4713	IT16	5325
XP5224	IK20TT	4702	PK20TT	4504	IK20TT	4702	IK20	5304
XP5243	IT20TT	4714	PT20TT	4512	IT20TT	4714	IT20	5326
XP5245	IT16TT	4713	PT16TT	4511	IT16TT	4713	IT16	5325
XP5263	ITL16TT	4717			ITL16TT	4717	ITL16	5349
XP5325	IKH16TT	4703	PKH16TT	4505	IKH16TT	4703	IKH16	5343
XP5325	IKH20TT	4704	PKH20TT	4506	IKH20TT	4704	IKH20	5344
XP5364	ITV16TT	4718	PTV16TT	4513	ITV16TT	4718	ITV16	5338
XP5503	IK20TT	4702	PK20TT	4504	IK20TT	4702	IK20	5304
XP5506	IQ16TT	4706	PQ16TT	4507	IQ16TT	4706	IQ16	5301
XP605	IT16TT	4713	PT16TT	4511	IT16TT	4713	IT16	5325
XP606	IT20TT	4714	PT20TT	4512	IT20TT	4714	IT20	5326
XP63	IW20TT	4709	PW20TT	4502	IW20TT	4709	IW20	5306

AUTOLITE	DENSO		PLATINUM TT		IRIDIUM TT		IR POWER / IR RACING	
	PART	STK	PART	STK	PART	STK	PART	STK
XP64	IW16TT	4708	PW16TT	4501	IW16TT	4708	IW16	5305
XP646	IW20TT	4709	PW20TT	4502	IW20TT	4709	IW20	5306
XP985	IK20TT	4702	PK20TT	4504	IK20TT	4702	IK20	5304

BERU	DENSO		PLATINUM TT		IRIDIUM TT		IR POWER / IR RACING	
	PART	STK	PART	STK	PART	STK	PART	STK
125/14/3A	W16EP-U	3018	PW16TT	4501	IW16TT	4708	IW16	5305
12-5DU	X22EP-U9	4085					IX22B	5375
12R-5DU	X22EPR-U9	4086					IX22B	5375
14-07DTU	W16ETR-S	3216	PW16TT	4501	IW16TT	4708	IW16	5305
14-10A	W14F-U	4012						
14-10B	W14FP-UL	4014					IWF16	5359
14-10C	W14E	6009						
14-10D	W14EP-U	6010	PW16TT	4501	IW16TT	4708	IW16	5305
14-10E	W14-U	6008						
14-10F	W14PR-U	6021						
14-2AS1	W27FS-U	4052					IWF27	5381
14-3A1	W24FS-U	4038					IWF24	5380
14-3AS1	IWF24	5380					IWF24	5380
14-3AU	W24FS-U	4038					IWF24	5380
14-3CS	IW24	5316					IW24	5316
14-3CS1	W24ES-U	4030					IW24	5316
14-3DP2	W24ES-U	4030					IW24	5316
14-4A	W22FS-U	4025					IWF22	5379
14-4A1	W24FS-U	4038					IWF24	5380
14-4A2	W22FS-U	4025					IWF22	5379
14-4AS1	IWF24	5380					IWF24	5380
14-4AU	W22FS-U	4025					IWF22	5379
14-4B2	W22FP-U	4021					IWF22	5379
14-4C1	W24ES-U	4030					IW24	5316
14-4C2	W22ES-U	3093					IW22	5307
14-4CS1	IW24	5316					IW24	5316
14-4DPO	IW24	5316					IW24	5316
145/14	W16FS-U	3034					IWF16	5359
145/14/3	W16ES-U	3025	PW16TT	4501	IW16TT	4708	IW16	5305
145/14/3A	W16EP-U	3018	PW16TT	4501	IW16TT	4708	IW16	5305
145/14/5A	W16PR-U	3037						
145/14/SAMX	W20MP-U	6023						
145/18K	MA16PR-U	5008						
145/1A	W16FP-U	4019					IWF16	5359
14-5A	W22FS-U	4025					IWF22	5379
14-5AU	W22FS-U	4025					IWF22	5379
14-5B	W22FP-U	4021					IWF22	5379
14-5BU	W22FP-U	4021					IWF22	5379
14-5C	W22ES-U	3093						
14-5CS	W22ES-U	3093					IW22	5307
14-5D	W22EP-U	3085					IW22	5307
14-5D1	W22EP-U	3085					IW22	5307
14-5DP1	W22EP-U	3085					IW22	5307
14-5DTU	W22EPB	5066					IW22	5307
14-5DU	W22EP-U	3085					IW22	5307

BERU	DENSO		PLATINUM TT		IRIDIUM TT		IR POWER / IR RACING	
	PART	STK	PART	STK	PART	STK	PART	STK
14-5DUO	W22EP-U	3085					IW22	5307
14-5E	W22S-U	4027						
14-5F	W20PR-U	5046						
14-6B	W20FP-U	3068					IWF20	5378
14-6BU	W20FP-U	3068					IWF20	5378
14-6C	W20ES-U	3051	PW20TT	4502	IW20TT	4709	IW20	5306
14-6D	W20EP-U	3043	PW20TT	4502	IW20TT	4709	IW20	5306
14-6D1	W20EP-U	3043	PW20TT	4502	IW20TT	4709	IW20	5306
14-6DPO	W20EPR-U	3047	PW20TT	4502	IW20TT	4709	IW20	5306
14-6DTU	W20EPB	5065	PW20TT	4502	IW20TT	4709	IW20	5306
14-6DU	W20EP-U	3043	PW20TT	4502	IW20TT	4709	IW20	5306
14-6DUO	W20EP-U	3043	PW20TT	4502	IW20TT	4709	IW20	5306
14-7A	W20FS-U	3073					IWF20	5378
14-7AU	W20FS-U	3073					IWF22	5379
14-7B	W20FP-U	3068					IWF20	5378
14-7BU	W20FP-U	3068					IWF20	5378
14-7C	W20ES-U	3051	PW20TT	4502	IW20TT	4709	IW20	5306
14-7CU	W20ES-U	3051	PW20TT	4502	IW20TT	4709	IW20	5306
14-7D	W20EP-U	3043	PW20TT	4502	IW20TT	4709	IW20	5306
14-7DTU	W20EPB	5065	PW20TT	4502	IW20TT	4709	IW20	5306
14-7DU	W20EP-U	3043	PW20TT	4502	IW20TT	4709	IW20	5306
14-7DUO	W20EP-U	3043	PW20TT	4502	IW20TT	4709	IW20	5306
14-7E	W20S-U	3075						
14-7F	W20PR-U	5046						
14-8A	W16FS-U	3034						
14-8AU	W16FS-U	3034					IWF16	5359
14-8B	W16FP-U	4019					IWF16	5359
14-8BU	W16FP-U	4019					IWF16	5359
14-8C	W16ES-U	3025	PW16TT	4501	IW16TT	4708	IW16	5305
14-8C1	W20ES-U	3051	PW20TT	4502	IW20TT	4709	IW20	5306
14-8D	W16EP-U	3018	PW16TT	4501	IW16TT	4708	IW16	5305
14-8DC	W16EP-U	3018	PW16TT	4501	IW16TT	4708	IW16	5305
14-8DTU	W16EPB10	5064	PW16TT	4501	IW16TT	4708	IW16	5305
14-8DU	W16EP-U	3018	PW16TT	4501	IW16TT	4708	IW16	5305
14-8DUO	W16EP-U	3018	PW16TT	4501	IW16TT	4708	IW16	5305
14-8E	W16S-U	5044						
14-8F	W16PR-U	3037						
14-8LUR	J16CR-U	3256	PW16TT	4501	IW16TT	4708	IW16	5305
14-9C	W16ES-U	3025	PW16TT	4501	IW16TT	4708	IW16	5305
14-9D	W16EP-U	3018	PW16TT	4501	IW16TT	4708	IW16	5305
14-9DU	W14EP-U	6010	PW16TT	4501	IW16TT	4708	IW16	5305
14-9DUO	W14EP-U	6010	PW16TT	4501	IW16TT	4708	IW16	5305
14-9EUO	W14LM-U	6014						
14F-03DAR	K22PBR-S	5062					IK22	5310
14F-5DU	K22PR-U	3165					IK22	5310
14F-5MPUR02							IKH22	5345
14F-5MPUR03							IKH22	5345
14F-6DPUR2	SK20R11	3297	PK20TT	4504	IK20TT	4702	IK20	5304
14F-6DPUR021							IK22	5310
14F-6DSR	IK20	5304	PK20TT	4504	IK20TT	4702	IK20	5304
14F-6DTU	K20PBR	5060	PK20TT	4504	IK20TT	4702	IK20	5304

BERU	DENSO		PLATINUM TT		IRIDIUM TT		IR POWER / IR RACING	
	PART	STK	PART	STK	PART	STK	PART	STK
14F-6DUO	K20PR-U	3145	PK20TT	4504	IK20TT	4702	IK20	5304
14F-6DUOR	K20PR-U	3145	PK20TT	4504	IK20TT	4702	IK20	5304
14F-7LDUR	K20TXR	5063	PK20TT	4504	IK20TT	4702	IK20	5304
14F-7DPUR02	PK20PR-P8	3245	PK20TT	4504	IK20TT	4702	IK20	5304
14F-7DPUR2			PK20TT	4504	IK20TT	4702	IK20	5304
14F-7DU	K20PR-U	3145	PK20TT	4504	IK20TT	4702	IK20	5304
14F-7DUO	K20PR-U	3145	PK20TT	4504	IK20TT	4702	IK20	5304
14F-7DUOR	K20PR-U	3145	PK20TT	4504	IK20TT	4702	IK20	5304
14F-7HPURX2	SKJ16DR-M11	3422	PK16TT	4503	IK16TT	4701	IK16L	5357
14F-7HUR2	KJ16CR-L11	3132	PK16TT	4503	IK16TT	4701	IK16	5303
14F-7LDUR4	K20TXR	5063	PK20TT	4504	IK20TT	4702	IK20	5304
14F-8DU	K16PR-U11	3130	PK16TT	4503	IK16TT	4701	IK16	5303
14F-8DU4	K16PR-U11	3130	PK16TT	4503	IK16TT	4701	IK16	5303
14F-8DUO	K16PR-U11	3130	PK16TT	4503	IK16TT	4701	IK16	5303
14F-8LDUSR	K20TXR	5063	PK20TT	4504	IK20TT	4702	IK20	5304
14F-8LUR	KJ16CR11	3131	PK16TT	4503	IK16TT	4701	IK16	5303
14F-9DUO	K16PR-U11	3130	PK16TT	4503	IK16TT	4701	IK16	5303
14FDH-8DPURX2	PK16PR-L11	3275	PK16TT	4503	IK16TT	4701	IK16	5303
14FGH-6DTUR	K20PBR-S10	5061	PK20TT	4504	IK20TT	4702	IK20	5304
14FGH-7DTUR	K20PBR-S10	5061	PK20TT	4504	IK20TT	4702	IK20	5304
14FGH-7DTURX	K20PBR-S10	5061	PK20TT	4504	IK20TT	4702	IK20	5304
14FGH-7DTURXO	K20PBR-S10	5061	PK20TT	4504	IK20TT	4702	IK20	5304
14FGH-8DPURX2	PK16PR-L11	3275	PK16TT	4503	IK16TT	4701	IK16	5303
14FGH-8DTUR	K20PBR-S10	5061	PK20TT	4504	IK20TT	4702	IK20	5304
14FGH-8DTURXO	K16TNR-S9	3329	PK16TT	4503	IK16TT	4701	IK16	5303
14FGR-6DDU	K20TXR	5063	PK20TT	4504	IK20TT	4702	IK20	5304
14FGR-7CTU	K20PBR-S10	5061	PK20TT	4504	IK20TT	4702	IK20	5304
14FGR-8DPURX2	PK16PR-L11	3275	PK16TT	4503	IK16TT	4701	IK16	5303
14FGR-8DQU7	K20PBR	5060	PK20TT	4504	IK20TT	4702	IK20	5304
14FGR-8KQU	K20TXR	5063	PK16TT	4503	IK16TT	4701	IK16	5303
14FLR-8LDUX	K16TNR-S9	3329	PK16TT	4503	IK16TT	4701	IK16	5303
14FR-5DPUX	IK22	5310					IK22	5310
14FR-5DTU	K22PBR-S	5062					IK22	5310
14FR-5DU	K22PR-U	3165					IK22	5310
14FR-5DU(EA1,0)	Q22PR-U11	3257					IQ22	5313
14FR-5LDU	K20TXR	5063	PK20TT	4504	IK20TT	4702	IK20	5304
14FR-6DPUX	IK20	5304	PK20TT	4504	IK20TT	4702	IK20	5304
14FR-6DU	K20PR-U	3145	PK20TT	4504	IK20TT	4702	IK20	5304
14FR-6DUX	K22PR-U11	3192					IK22	5310
14FR-6LDU	K20TXR	5063	PK20TT	4504	IK20TT	4702	IK20	5304
14FR-6LDU3	K20TXR	5063	PK20TT	4504	IK20TT	4702	IK20	5304
14FR-7DPUX	IK20	5304	PK20TT	4504	IK20TT	4702	IK20	5304
14FR-7DU	K20PR-U	3145	PK20TT	4504	IK20TT	4702	IK20	5304
14FR-7DUX	K20PR-U11	3121	PK20TT	4504	IK20TT	4702	IK20	5304
14FR-7KPU	PK20R8	3127	PK20TT	4504	IK20TT	4702	IK20	5304
14FR-7KPUV	PK20R13	3226	PK20TT	4504	IK20TT	4702	IK20	5304
14FR-7KU	K20R-U	3122	PK20TT	4504	IK20TT	4702	IK20	5304
14FR-7KUO	K20R-U	3122	PK20TT	4504	IK20TT	4702	IK20	5304
14FR-7KUOX	K20R-U	3122	PK20TT	4504	IK20TT	4702	IK20	5304
14FR-7LDU	K20TNR	3304	PK20TT	4504	IK20TT	4702	IK20	5304
14FR-7LUX	K16GPR-U11	3135						

BERU	DENSO		PLATINUM TT		IRIDIUM TT		IR POWER / IR RACING	
	PART	STK	PART	STK	PART	STK	PART	STK
14FR-7LUX	KJ20CR11	3133	PK20TT	4504	IK20TT	4702	IK20L	5358
14FR-7LUX	KJ20CR-L11	3169	PK20TT	4504	IK20TT	4702	IK20L	5358
14FR-8 LDU	K20TXR	5063	PK20TT	4504	IK20TT	4702	IK20	5304
14FR-8DPUX	IK16	5303	PK16TT	4503	IK16TT	4701	IK16	5303
14FR-8DU	K16PR-U	3191	PK16TT	4503	IK16TT	4701	IK16	5303
14FR-8DUX	K16PR-U11	3130	PK16TT	4503	IK16TT	4701	IK16	5303
14FR-8HU	QJ16AR-U	3235						
14FR-8KU	K16R-U	3119	PK16TT	4503	IK16TT	4701	IK16	5303
14FR-8KUO	K16R-U	3119	PK16TT	4503	IK16TT	4701	IK16	5303
14FR-8NQU213	K20HR-U11	3381	PKH20TT	4506	IKH20TT	4704	IKH20	5344
14G-8DTU	W20EPBR-S	5067	PW20TT	4502	IW20TT	4709	IW20	5306
14GH-7DTUR	W20EPBR-S	5067	PW20TT	4502	IW20TT	4709	IW20	5306
14GH-8DTUR	W20EPBR-S	5067	PW20TT	4502	IW20TT	4709	IW20	5306
14GH-8DTURX	W20EPBR-S	5067	PW20TT	4502	IW20TT	4709	IW20	5306
14GR-8DTU	W16ETR-S	3216	PW16TT	4501	IW16TT	4708	IW16	5305
14K-5DU	T22EP-U	5040					IT22	5327
14K-5DUO	T22EP-U	5040					IT22	5327
14K-6D	T20EP-U	5031	PT20TT	4512	IT20TT	4714	IT20	5326
14K-6DU	T20EP-U	5031	PT20TT	4512	IT20TT	4714	IT20	5326
14K-6DUO	T20EP-U	5031	PT20TT	4512	IT20TT	4714	IT20	5326
14K-7D	T20EP-U	5031	PT20TT	4512	IT20TT	4714	IT20	5326
14K-7DU	T20EP-U	5031	PT20TT	4512	IT20TT	4714	IT20	5326
14K-7DUO	T20EP-U	5031	PT20TT	4512	IT20TT	4714	IT20	5326
14K-8DU	T16EPR-U	5022	PT16TT	4511	IT16TT	4713	IT16	5325
14K-8DUO	T16EPR-U	5022	PT16TT	4511	IT16TT	4713	IT16	5325
14K-9DU	T16EPR-U	5022	PT16TT	4511	IT16TT	4713	IT16	5325
14K-9DUO	T16EPR-U	5022	PT16TT	4511	IT16TT	4713	IT16	5325
14KGR-7KQU	T20EPR-U	5032	PT20TT	4512	IT20TT	4714	IT20	5326
14KR-6BU	T20PR-U	5035	PTF20TT	4510	ITF20TT	4716	ITF20	5331
14KR-6DU	T20EPR-U	5032	PT20TT	4512	IT20TT	4714	IT20	5326
14KR-6ZPPV	PT16VR13	5068	PTV16TT	4513	ITV16TT	4718	ITV16	5338
14KR-7 DU	T20EPR-U	5032	PT20TT	4512	IT20TT	4714	IT20	5326
14KR-7 DUX	T20EPR-U	5032	PT20TT	4512	IT20TT	4714	IT20	5326
14KR-8DPUOV	T20EPR-U15	5033	PT20TT	4512	IT20TT	4714	IT20	5326
14KR-8MUV	PT16VR13	5068	PTV16TT	4513	ITV16TT	4718	ITV16	5338
14KR-9 DUX	T16EPR-U	5022	PT16TT	4511	IT16TT	4713	IT16	5325
14R-11F	W14PR-U	6021						
14R-5BPU	IWF22	5379					IWF22	5379
14R-5DPU	IW22	5307					IW22	5307
14R-5DU	W22EPR-U	3088					IW22	5307
14R-6B	W20FPR-U	3070					IWF20	5378
14R-6BU	W20FPR-U	3070					IWF20	5378
14R-6D	W20EPR-U	3047	PW20TT	4502	IW20TT	4709	IW20	5306
14R-6DU	W20EPR-U	3047	PW20TT	4502	IW20TT	4709	IW20	5306
14R-6DUX	W20EPR-U11	3049	PW20TT	4502	IW20TT	4709	IW20	5306
14R-7B	W20FPR-U	3070					IWF20	5378
14R-7BU	W20FPR-U	3070					IWF20	5378
14R-7CU	W20ESR-U	3057	PW20TT	4502	IW20TT	4709	IW20	5306
14R-7D	W20EPR-U	3047	PW20TT	4502	IW20TT	4709	IW20	5306
14R-7DU	W20EPR-U	3047	PW20TT	4502	IW20TT	4709	IW20	5306
14R-7DUX	W20EPR-U11	3049	PW20TT	4502	IW20TT	4709	IW20	5306

BERU	DENSO		PLATINUM TT		IRIDIUM TT		IR POWER / IR RACING	
	PART	STK	PART	STK	PART	STK	PART	STK
14R-8DU	W16EPR-U	3021	PW16TT	4501	IW16TT	4708	IW16	5305
14R-8DUX	W16EPR-U11	3201	PW16TT	4501	IW16TT	4708	IW16	5305
14R-9DU	W14EXR-U	3013	PW16TT	4501	IW16TT	4708	IW16	5305
14R-9EUO	W14LM-U	6014						
14S-5F	W22MP-U	6027						
14S-7F	W20MP-U	6023						
14S-8F	W20MP-U	6023						
14SR-6F	W22MPR-U	6043						
14-X AU	W20FS-U	3073					IWF22	5379
14Z-2C1	W27ES-U	4046					IW27	5317
14Z-3A1	W27FS-U	4052					IWF27	5381
14Z-3AU	W24FS-U	4038					IWF24	5380
14Z-3C1	W27ES-U	4046					IW27	5317
14Z-3CU	W24ES-U	4030					IW24	5316
14Z-4AU	W24FS-U	4038					IWF24	5380
14Z-6A2	W20FS-U	3073					IWF22	5379
14Z-7AU	W22FS-U	4025					IWF22	5379
160/14/3	W20ES-U	3051	PW20TT	4502	IW20TT	4709	IW20	5306
175/14	W20FS-U	3073					IWF20	5378
175/14/3	W20ES-U	3051	PW20TT	4502	IW20TT	4709	IW20	5306
175/14/3A	W20EP-U	3043	PW20TT	4502	IW20TT	4709	IW20	5306
175/14/5	W20S-U	3075						
175/14/5A	W20PR-U	5046						
175/14/5AMX	W20MP-U	6023						
175/14A	W20FP-U	3068					IWF20	5378
175/18K	MA20P-U	5012						
18-10AU	L14-U	5000						
18-12B	L14-U	5000						
18-4A1	M22	5003						
18-4A2	M22	5003						
18-5A	M22	5003						
18-5AS	M22	5003						
18-5AU	M22	5003						
18-7AU	M17	5002						
18K-12B	MA16PR-U	5008						
18K-6BU	MA20P-U	5012						
18K-7B	MA20P-U	5012						
18K-7BU	MA20P-U	5012						
18K-8B	MA16PR-U	5008						
18K-8BU	MA16PR-U	5008						
190/14Z	W20FS-U	3073					IWF20	5378
200/14/3	W20ES-U	3051	PW20TT	4502	IW20TT	4709	IW20	5306
200/14/3A	W20EP-U	3043	PW20TT	4502	IW20TT	4709	IW20	5306
200/14/3K	T20EP-U	5031	PT20TT	4512	IT20TT	4714	IT20	5326
200/14A	W20FP-U	3068					IWF20	5378
215/14/3A	W20EP-U	3043	PW20TT	4502	IW20TT	4709	IW20	5306
225/14	W22FS-U	4025					IWF22	5379
225/14/3	W22ES-U	3093					IW22	5307
225/14/3A	W22EP-U	3085					IW22	5307
225/14/3S	W22ES-U	3093					IW22	5307
225/14/5	W22S-U	4027						

BERU	DENSO		PLATINUM TT		IRIDIUM TT		IR POWER / IR RACING	
	PART	STK	PART	STK	PART	STK	PART	STK
225/14/5A	W20PR-U	5046						
225/14/5AMX	W22MP-U	6027						
225/14A	W22FP-U	4021					IWF22	5379
225/18	M22	5003						
225/18S	M22	5003						
230/14/3A	W22EP-U	3085					IW22	5307
235/14/3P	W22EP-U	3085					IW22	5307
240/14	W22FS-U	4025					IWF22	5379
240/14/3	W22ES-U	3093					IW22	5307
240/14A	W22FP-U	4021					IWF22	5379
240/14S	W24FS-U	4038					IWF24	5380
240/18	M22	5003						
260/14	W24FS-U	4038					IWF24	5380
260/14/3	W24ES-U	4030					IW24	5316
260/14S	W24FS-U	4038					IWF24	5380
265/14/3P	W24ES-U	4030					IW24	5316
280/14	W24FS-U	4038					IWF24	5380
280/14/3S	W24ES-U	4030					IW24	5316
280/14/3Z	W27ES-U	4046					IW27	5317
280/14Z	W27FS-U	4052					IWF27	5381
310/14/3Z	W27ES-U	4046					IW27	5317
310/14S	W27FS-U	4052					IWF27	5381
45/18	MA16PR-U	5008						
95/14/3	W14E	6009						
95/14/3A	W14EP-U	6010	PW16TT	4501	IW16TT	4708	IW16	5305
95/14/5A	W14PR-U	6021						
95/14A	W14FP-UL	4014						
D175/14	W20FS-U	3073					IWF20	5378
D175/14/3	W20ES-U	3051	PW20TT	4502	IW20TT	4709	IW20	5306
D200/14/3A	W20EP-U	3043	PW20TT	4502	IW20TT	4709	IW20	5306
D215/14/3	W20EP-U	3043	PW20TT	4502	IW20TT	4709	IW20	5306
D230/14/3A	W22EP-U	3085					IW22	5307
RS16							IWF20	5378
RS18							IWF22	5379
RS33			PW16TT	4501	IW16TT	4708	IW16	5305
RS35	W20EPR-U	3047	PW20TT	4502	IW20TT	4709	IW20	5306
RS37	W22EPR-U	3088					IW22	5307
RS39	W22EPR-U	3088					IW22	5307
S1K	T20EPR-U	5032	PT20TT	4512	IT20TT	4714	IT20	5326
S5	IW20	5306	PW20TT	4502	IW20TT	4709	IW20	5306
S6							IWF22	5379
S9	IW22	5307					IW22	5307
UX 79			PW16TT	4501	IW16TT	4708	IW16	5305
UXF 79	KJ16CR11	3131	PK16TT	4503	IK16TT	4701	IK16L	5357
UXF79P	K20TXR	5063	PK20TT	4504	IK20TT	4702	IK20	5304
12FR-2CDU	X27ETR	4130					IX27	5373
12FR-4CDU	IX24	5372					IX24	5372
12FR-5DU	XU24EPR-U	3312					IXU24	5309
12FR-6LUX	XU22EPR-U	3179					IXU22	5308
12VR-8SE	XE20HR-U9	3427			IXEH20TT	4711		
12ZR-6SP02	IXUH22	5353					IXUH22	5353

BERU	DENSO		PLATINUM TT		IRIDIUM TT		IR POWER / IR RACING	
	PART	STK	PART	STK	PART	STK	PART	STK
12ZR-6SP03	IXUH22	5353					IXUH22	5353
12ZR-6SP2	IXUH22	5353					IXUH22	5353
12ZR-6SPP2	IXUH22	5353					IXUH22	5353
12ZR-6SPP21	IXUH22	5353					IXUH22	5353
14-04AS	IW31	5319					IW31	5319
14-095AS	IW31	5319					IW31	5319
14-10DU	W14EPR-U	6011	PW16TT	4501	IW16TT	4708	IW16	5305
14-3CU	W24ESR-U	4033					IW24	5316
14-4DP0	IW24	5316					IW24	5316
14-7DU0	W20PR-U	5046						
14-8DU0	W16EPR-U	3021	PW16TT	4501	IW16TT	4708	IW16	5305
14-9DTU	W16EPB10	5064	PW16TT	4501	IW16TT	4708	IW16	5305
14F-4NBPR	IKH22	5345					IKH22	5345
14F-5DPURS2	PK20PR-P8	3245	PK20TT	4504	IK20TT	4702	IK20	5304
14F-5MPUR02	IKH22	5345					IKH22	5345
14F-5MPUR03	IKH22	5345					IKH22	5345
14F-6DPUR02	PK20PR-P8	3245	PK20TT	4504	IK20TT	4702	IK20	5304
14F-6DPUR021	PK20PR-P8	3245	PK20TT	4504	IK20TT	4702	IK20	5304
14F-6DPUR021	IK22	5310					IK22	5310
14F-7DPUR2	IK20	5304	PK20TT	4504	IK20TT	4702	IK20	5304
14F-7DPURX2	PK20PR-P8	3245	PK20TT	4504	IK20TT	4702	IK20	5304
14F-7DU0R	K20PR-U	3145	PK20TT	4504	IK20TT	4702	IK20	5304
14F-7KPPRU2	IK20	5304	PK20TT	4504	IK20TT	4702	IK20	5304
14F-7LDUR	K20TXR	5063	PK20TT	4504	IK20TT	4702	IK20	5304
14F-8DUX	Q16PR-U11	5016	PQ16TT	4507	IQ16TT	4706	IQ16	5301
14F-9DU0	Q20PR-U	3007	PQ20TT	4508	IQ20TT	4707	IQ20	5302
14FG-8DTU	K20PBR-S10	5061	PK20TT	4504	IK20TT	4702	IK20	5304
14FGH-7DTURX0	K20PBR-S10	5061	PK20TT	4504	IK20TT	4702	IK20	5304
14FGH-8DTURX0	K20PBR-S10	5061	PK20TT	4504	IK20TT	4702	IK20	5304
14FGR-6KQU	K20PBR-S10	5061	PK20TT	4504	IK20TT	4702	IK20	5304
14FGR-7KQE	K20PBR-S10	5061	PK20TT	4504	IK20TT	4702	IK20	5304
14FGR-7KQU	K20PBR-S10	5061	PK20TT	4504	IK20TT	4702	IK20	5304
14FGR-8CTU	K20PBR-S10	5061	PK20TT	4504	IK20TT	4702	IK20	5304
14FGR-8MQPU	IKH16	5343	PKH16TT	4505	IKH16TT	4703	IKH16	5343
14FR-6LDU0	IK20	5304	PK20TT	4504	IK20TT	4702	IK20	5304
14FR-7DPPUS2	PK20PR-P8	3245	PK20TT	4504	IK20TT	4702	IK20	5304
14FR-7DPU3	PK20TT	4504	PK20TT	4504	IK20TT	4702	IK20	5304
14FR-7DU2	K20PR-U	3145	PK20TT	4504	IK20TT	4702	IK20	5304
14FR-7HUX	KJ20CR-L11	3169	PK20TT	4504	IK20TT	4702	IK20L	5358
14FR-7KDU	K20TXR	5063	PK20TT	4504	IK20TT	4702	IK20	5304
14FR-7KPUX	PK20R11	3128	PK20TT	4504	IK20TT	4702	IK20	5304
14FR-7LDUW	K20TXR	5063	PK20TT	4504	IK20TT	4702	IK20	5304
14FR-7MPUS	IKH22	5345					IKH22	5345
14FR-7MU2	K20HR-U11	3381	PKH20TT	4506	IKH20TT	4704	IKH20	5344
14FR-7SPUX03	IKH20	5344	PKH20TT	4506	IKH20TT	4704	IKH20	5344
14FR-8LDU	K20TXR	5063	PK20TT	4504	IK20TT	4702	IK20	5304
14FR-8LDU4	K20TXR	5063	PK20TT	4504	IK20TT	4702	IK20	5304
14FR-8LU2T	KJ16CR-L11	3132	PK16TT	4503	IK16TT	4701	IK16L	5357
14FR-8MPUX2	IKH16	5343	PKH16TT	4505	IKH16TT	4703	IKH16	5343
14FR-8MU2	K16HPR-U11	6076	PKH16TT	4505	IKH16TT	4703	IKH16	5343
14FR-9KUX2	KJ16CR-L11	3132	PK16TT	4503	IK16TT	4701	IK16L	5357

BERU	DENSO		PLATINUM TT		IRIDIUM TT		IR POWER / IR RACING	
	PART	STK	PART	STK	PART	STK	PART	STK
14FSH-7DSUR	K20TXR	5063	PK20TT	4504	IK20TT	4702	IK20	5304
14K-7DU0	T20EPR-U	5032	PT20TT	4512	IT20TT	4714	IT20	5326
14K-8DU0	T16EPR-U	5022	PT16TT	4511	IT16TT	4713	IT16	5325
14KGR-6KQU	T20EPR-U	5032	PT20TT	4512	IT20TT	4714	IT20	5326
14KR-7DU	T20EPR-U	5032	PT20TT	4512	IT20TT	4714	IT20	5326
14KR-7DUX	T20EPR-U	5032	PT20TT	4512	IT20TT	4714	IT20	5326
14KR-8STUX	PT16VR13	5068	PTV16TT	4513	ITV16TT	4718	ITV16	5338
14KR-9DUX	T16EPR-U	5022	PT16TT	4511	IT16TT	4713	IT16	5325
14R-9KPUV2	P16R13	3239	PW16TT	4501	IW16TT	4708	IW16	5305
14XAU	W20F5R-U	6053					IWF20	5378
14Z-4CU	W24E5R-U	4033					IW24	5316
CS1K	T16PR-U	5025	PTF16TT	4509	ITF16TT	4715	ITF16	5330
CS2K	T20PR-U	5035	PTF20TT	4510	ITF20TT	4716	ITF20	5331
RS16	IWF20	5378					IWF20	5378
RS18	IWF22	5379					IWF22	5379
RS35	IW20	5306	PW20TT	4502	IW20TT	4709	IW20	5306
RS37	IW20	5306	PW20TT	4502	IW20TT	4709	IW20	5306
RS39	IW22	5307					IW22	5307
S2K	IT22	5327					IT22	5327
S3F	IK20	5304	PK20TT	4504	IK20TT	4702	IK20	5304
S6	IWF22	5379					IWF22	5379
S7	IW20	5306	PW20TT	4502	IW20TT	4709	IW20	5306
Z1	W16EPR-U	3021	PW16TT	4501	IW16TT	4708	IW16	5305
Z10	W20FPR-U	3070					IWF20	5378
Z100	Q16PR-U11	5016	PQ16TT	4507	IQ16TT	4706	IQ16	5301
Z101	K20TXR	5063	PK20TT	4504	IK20TT	4702	IK20	5304
Z103	IW24	5316					IW24	5316
Z105	IK20	5304	PK20TT	4504	IK20TT	4702	IK20	5304
Z11	W20EP-U	3043	PW20TT	4502	IW20TT	4709	IW20	5306
Z112	W16S-U	5044						
Z118	W16FPR-U	4192					IWF16	5359
Z119	W16EPR-U	3021	PW16TT	4501	IW16TT	4708	IW16	5305
Z12	W20EPB	5065	PW20TT	4502	IW20TT	4709	IW20	5306
Z120	K20PBR-S10	5061	PK20TT	4504	IK20TT	4702	IK20	5304
Z121	K20PBR-S10	5061	PK20TT	4504	IK20TT	4702	IK20	5304
Z122	PK16PR11	3264	PK16TT	4503	IK16TT	4701	IK16	5303
Z123	K20TXR	5063	PK20TT	4504	IK20TT	4702	IK20	5304
Z124	IW22	5307					IW22	5307
Z125	IWF22	5379					IWF22	5379
Z126	K20PBR-S10	5061	PK20TT	4504	IK20TT	4702	IK20	5304
Z127	T20EPR-U	5032	PT20TT	4512	IT20TT	4714	IT20	5326
Z128	K20PBR-S10	5061	PK20TT	4504	IK20TT	4702	IK20	5304
Z129	K20PBR-S10	5061	PK20TT	4504	IK20TT	4702	IK20	5304
Z13	Q20PR-U	3007	PQ20TT	4508	IQ20TT	4707	IQ20	5302
Z130	IK22	5310					IK22	5310
Z131	IK20	5304	PK20TT	4504	IK20TT	4702	IK20	5304
Z132	W20MP-U	6023						
Z14	K20TXR	5063	PK20TT	4504	IK20TT	4702	IK20	5304
Z144	T20EPR-U	5032	PT20TT	4512	IT20TT	4714	IT20	5326
Z145	K20TXR	5063	PK20TT	4504	IK20TT	4702	IK20	5304
Z149	PK20R11	3128	PK20TT	4504	IK20TT	4702	IK20	5304

BERU	DENSO		PLATINUM TT		IRIDIUM TT		IR POWER / IR RACING	
	PART	STK	PART	STK	PART	STK	PART	STK
Z15	Q20PR-U	3007	PQ20TT	4508	IQ20TT	4707	IQ20	5302
Z150	PK20R13	3226	PK20TT	4504	IK20TT	4702	IK20	5304
Z151	PK20R8	3127	PK20TT	4504	IK20TT	4702	IK20	5304
Z152	QJ16AR-U	3235						
Z153	K16R-U	3119	PK16TT	4503	IK16TT	4701	IK16	5303
Z154	K16R-U	3119	PK16TT	4503	IK16TT	4701	IK16	5303
Z155	K20R-U	3122	PK20TT	4504	IK20TT	4702	IK20	5304
Z156	K20R-U	3122	PK20TT	4504	IK20TT	4702	IK20	5304
Z157	K20R-U11	3139	PK20TT	4504	IK20TT	4702	IK20	5304
Z158	KJ20CR-L11	3169	PK20TT	4504	IK20TT	4702	IK20L	5358
Z159	IK20	5304	PK20TT	4504	IK20TT	4702	IK20	5304
Z16	Q20PR-U11	3008	PQ20TT	4508	IQ20TT	4707	IQ20	5302
Z17	T20EPR-U	5032	PT20TT	4512	IT20TT	4714	IT20	5326
Z170	PK20PR-P8	3245	PK20TT	4504	IK20TT	4702	IK20	5304
Z171	PK20PR-P8	3245	PK20TT	4504	IK20TT	4702	IK20	5304
Z172	K20PBR-S10	5061	PK20TT	4504	IK20TT	4702	IK20	5304
Z176	PKJ16CR-L11	3246	PK16TT	4503	IK16TT	4701	IK16L	5357
Z177	PT16VR13	5068	PTV16TT	4513	ITV16TT	4718	ITV16	5338
Z18	T20EPR-U	5032	PT20TT	4512	IT20TT	4714	IT20	5326
Z183	K16HPR-U11	6076	PKH16TT	4505	IKH16TT	4703	IKH16	5343
Z184	K20HR-U11	3381	PKH20TT	4506	IKH20TT	4704	IKH20	5344
Z185	PK20PR-P8	3245	PK20TT	4504	IK20TT	4702	IK20	5304
Z188	PK20PR-P8	3245	PK20TT	4504	IK20TT	4702	IK20	5304
Z19	W20FPR-U	3070					IWF20	5378
Z190	K20PBR-S10	5061	PK20TT	4504	IK20TT	4702	IK20	5304
Z194	K20TNR	3304	PK20TT	4504	IK20TT	4702	IK20	5304
Z2	W16EPB10	5064	PW16TT	4501	IW16TT	4708	IW16	5305
Z20	W20EPR-U	3047	PW20TT	4502	IW20TT	4709	IW20	5306
Z204	K20PBR-S10	5061	PK20TT	4504	IK20TT	4702	IK20	5304
Z206	PK20PR-P8	3245	PK20TT	4504	IK20TT	4702	IK20	5304
Z21	W20EPR-U11	3049	PW20TT	4502	IW20TT	4709	IW20	5306
Z22	W20EP-U	3043	PW20TT	4502	IW20TT	4709	IW20	5306
Z220	KJ16CR-L11	3132	PK16TT	4503	IK16TT	4701	IK16L	5357
Z225	KJ20CR-L11	3169	PK20TT	4504	IK20TT	4702	IK20L	5358
Z23	Q20PR-U	3007	PQ20TT	4508	IQ20TT	4707	IQ20	5302
Z235	IKH20	5344	PKH20TT	4506	IKH20TT	4704	IKH20	5344
Z24	Q20PR-U	3007	PQ20TT	4508	IQ20TT	4707	IQ20	5302
Z25	T20EPR-U	5032	PT20TT	4512	IT20TT	4714	IT20	5326
Z257	K20TXR	5063	PK20TT	4504	IK20TT	4702	IK20	5304
Z26	T20EPR-U	5032	PT20TT	4512	IT20TT	4714	IT20	5326
Z27	W20EPR-U	3047	PW20TT	4502	IW20TT	4709	IW20	5306
Z28	W20EPR-U11	3049	PW20TT	4502	IW20TT	4709	IW20	5306
Z29	Q22PR-U	3010					IQ22	5313
Z291	XU24EPR-U	3312					IXU24	5309
Z3	J16CR-U	3256	PW16TT	4501	IW16TT	4708	IW16	5305
Z30	Q22PR-U	3010					IQ22	5313
Z31	T22EP-U	5040					IT22	5327
Z32	MA20P-U	5012						
Z33	MA20P-U	5012						
Z347	IK22	5310					IK22	5310
Z35	X24EPR-U9	4096					IX24B	5376

BERU	DENSO		PLATINUM TT		IRIDIUM TT		IR POWER / IR RACING	
	PART	STK	PART	STK	PART	STK	PART	STK
Z36	X24EPR-U9	4096					IX24B	5376
Z37	W27FSR	4054					IWF27	5381
Z38	W27ESR-U	4045					IW27	5317
Z39	W24FSR	4037					IWF24	5380
Z4	K16R-U	3119	PK16TT	4503	IK16TT	4701	IK16	5303
Z40	W22FS-U	4025					IWF22	5379
Z41	W22FPR-U	4022					IWF22	5379
Z42	W22EPR-U	3088					IW22	5307
Z43	W22EPR-U	3088					IW22	5307
Z44	W22EPB	5066					IW22	5307
Z45	K22PBR-S	5062					IK22	5310
Z46	T22EP-U	5040					IT22	5327
Z47	W22EPR-U	3088					IW22	5307
Z48	W20FPR-U	3070					IWF20	5378
Z49	T20PR-U	5035	PTF20TT	4510	ITF20TT	4716	ITF20	5331
Z5	Q16PR-U11	5016	PQ16TT	4507	IQ16TT	4706	IQ16	5301
Z50	W20EP-U	3043	PW20TT	4502	IW20TT	4709	IW20	5306
Z51	W20EPB	5065	PW20TT	4502	IW20TT	4709	IW20	5306
Z52	K20PBR	5060	PK20TT	4504	IK20TT	4702	IK20	5304
Z53	K20PBR	5060	PK20TT	4504	IK20TT	4702	IK20	5304
Z54	Q20PR-U	3007	PQ20TT	4508	IQ20TT	4707	IQ20	5302
Z55	T20EPR-U	5032	PT20TT	4512	IT20TT	4714	IT20	5326
Z56	T20EPR-U	5032	PT20TT	4512	IT20TT	4714	IT20	5326
Z57	W20FSR-U	6053					IWF20	5378
Z58	W20ESR-U	3057	PW20TT	4502	IW20TT	4709	IW20	5306
Z59	W20ESR-U	3057	PW20TT	4502	IW20TT	4709	IW20	5306
Z6	T16EPR-U	5022	PT16TT	4511	IT16TT	4713	IT16	5325
Z60	K20PBR-S10	5061	PK20TT	4504	IK20TT	4702	IK20	5304
Z61	W20EP-U	3043	PW20TT	4502	IW20TT	4709	IW20	5306
Z62	W20EP-U	3043	PW20TT	4502	IW20TT	4709	IW20	5306
Z63	Q20PR-U	3007	PQ20TT	4508	IQ20TT	4707	IQ20	5302
Z64	Q20PR-U	3007	PQ20TT	4508	IQ20TT	4707	IQ20	5302
Z67	T20EPR-U	5032	PT20TT	4512	IT20TT	4714	IT20	5326
Z68	W16FSR	3033					IWF16	5359
Z69	W16EPR-U	3021	PW16TT	4501	IW16TT	4708	IW16	5305
Z7	T16EPR-U	5022	PT16TT	4511	IT16TT	4713	IT16	5325
Z70	W16EPR-U	3021	PW16TT	4501	IW16TT	4708	IW16	5305
Z71	Q16PR-U11	5016	PQ16TT	4507	IQ16TT	4706	IQ16	5301
Z72	Q16PR-U	3137	PQ16TT	4507	IQ16TT	4706	IQ16	5301
Z73	Q16PR-U11	5016	PQ16TT	4507	IQ16TT	4706	IQ16	5301
Z74	K20TXR	5063	PK20TT	4504	IK20TT	4702	IK20	5304
Z75	W20EPBR-S	5067	PW20TT	4502	IW20TT	4709	IW20	5306
Z76	W16EPR-U	3021	PW16TT	4501	IW16TT	4708	IW16	5305
Z77	W16EPR-U	3021	PW16TT	4501	IW16TT	4708	IW16	5305
Z78	W16EPB10	5064	PW16TT	4501	IW16TT	4708	IW16	5305
Z79	Q16PR-U11	5016	PQ16TT	4507	IQ16TT	4706	IQ16	5301
Z8	W16EPR-U	3021	PW16TT	4501	IW16TT	4708	IW16	5305
Z80	T16EPR-U	5022	PT16TT	4511	IT16TT	4713	IT16	5325
Z81	T16EPR-U	5022	PT16TT	4511	IT16TT	4713	IT16	5325
Z82	W16EPR-U	3021	PW16TT	4501	IW16TT	4708	IW16	5305
Z83	W14LM-US	6035						

BERU	DENSO		PLATINUM TT		IRIDIUM TT		IR POWER / IR RACING	
	PART	STK	PART	STK	PART	STK	PART	STK
Z84	W14LM-U	6014						
Z86	M22	5003						
Z88	L14-U	5000						
Z89	K20PBR-S10	5061	PK20TT	4504	IK20TT	4702	IK20	5304
Z9	W16EPR-U11	3201	PW16TT	4501	IW16TT	4708	IW16	5305
Z90	K20PBR-S10	5061	PK20TT	4504	IK20TT	4702	IK20	5304
Z91	W20EPBR-S	5067	PW20TT	4502	IW20TT	4709	IW20	5306
Z92	W20EPBR-S	5067	PW20TT	4502	IW20TT	4709	IW20	5306
Z93	W20EPBR-S	5067	PW20TT	4502	IW20TT	4709	IW20	5306
Z94	W20EPBR-S	5067	PW20TT	4502	IW20TT	4709	IW20	5306
Z95	T20EPR-U	5032	PT20TT	4512	IT20TT	4714	IT20	5326
Z97	PT16VR13	5068	PTV16TT	4513	ITV16TT	4718	ITV16	5338
Z98	K20TNR-S	3196	PK20TT	4504	IK20TT	4702	IK20	5304
Z99	Q20PR-U11	3008	PQ20TT	4508	IQ20TT	4707	IQ20	5302
12ZR-6SP03	ZXU22HCR8	3501					IXUH22I	5356
14F-6DPUR021	PK20PR-P8	3245	PK20TT	4504	IK20TT	4702	IK20	5304

BOSCH	DENSO		PLATINUM TT		IRIDIUM TT		IR POWER / IR RACING	
	PART	STK	PART	STK	PART	STK	PART	STK
4307			PW16TT	4501	IW16TT	4708	IW16	5305
4417	PK20PR11	3168	PK20TT	4504	IK20TT	4702	IK20	5304
4418	PK16PR-L11	3275	PK16TT	4503	IK16TT	4701	IK16	5303
4428	PKJ16CR-L11	3246	PK16TT	4503	IK16TT	4701	IK16L	5357
4449			PTF16TT	4509	ITF16TT	4715	ITF16	5330
4469	PT16EPR-L13	5070	PT16TT	4511	IT16TT	4713	IT16	5325
4501			PK16TT	4503	IK16TT	4701	IK16	5303
4502			PTF16TT	4509	ITF16TT	4715	ITF16	5330
4503			PK20TT	4504	IK20TT	4702	IK20	5304
4504			PT16TT	4511	IT16TT	4713	IT16	5325
4505			PT20TT	4512	IT20TT	4714	IT20	5326
4506			PW16TT	4501	IW16TT	4708	IW16	5305
4507			PW16TT	4501	IW16TT	4708	IW16	5305
4508			PK20TT	4504	IK20TT	4702	IK20	5304
4509			PT16TT	4511	IT16TT	4713	IT16	5325
4510			PW20TT	4502	IW20TT	4709	IW20	5306
4511			PTF20TT	4510	ITF20TT	4716	ITF20	5331
4512			PK16TT	4503	IK16TT	4701	IK16	5303
4513							ITL20	5350
4514			PTV16TT	4513	ITV16TT	4718	ITV16	5338
4515					ITV20TT	4719	ITV20	5339
6701	PTF20TT	4510	PT20TT	4512	IT20TT	4714	ITF20	5331
6702	PK16TT	4503	PK16TT	4503	IK16TT	4701	IK16	5303
6703	PT20TT	4512	PT20TT	4512	IT20TT	4714	IT20	5326
6704	K16PR-U	3191	PK16TT	4503	IK16TT	4701	IK16	5303
6705	PK20TT	4504	PK20TT	4504	IK20TT	4702	IK20	5304
6706	T16EPR-U	5022	PT16TT	4511	IT16TT	4713	IT16	5325
6707	K20TXR	5063	PK20TT	4504	IK20TT	4702	IK20	5304
6708	PTF16TT	4509	PTF16TT	4509	ITF16TT	4715	ITF16	5330
6709	T16EPR-U	5022	PT16TT	4511	IT16TT	4713	IT16	5325

BOSCH	DENSO		PLATINUM TT		IRIDIUM TT		IR POWER / IR RACING	
	PART	STK	PART	STK	PART	STK	PART	STK
6710			PT20TT	4512	IT20TT	4714	IT20	5326
6713	PKH16TT	4505	PKH16TT	4505	IKH16TT	4703	IKH16	5343
6715	T16EPR-U	5022	PT16TT	4511	IT16TT	4713	IT16	5325
6716	PTV16TT	4513	PTV16TT	4513	ITV16TT	4718	ITV16	5338
6717	K20TXR	5063	PK20TT	4504	IK20TT	4702	IK20	5304
6718	PT16TT	4511	PT16TT	4511	IT16TT	4713	IT16	5325
6719	K20PBR-S10	5061	PK20TT	4504	IK20TT	4702	IK20	5304
6720					ITL16TT	4717	ITL16	5349
6721	K20PBR-S10	5061	PK20TT	4504	IK20TT	4702	IK20	5304
6723	T16EPR-U	5022	PT16TT	4511	IT16TT	4713	IT16	5325
6724	K20PBR-S10	5061	PK20TT	4504	IK20TT	4702	IK20	5304
6725	KJ16CR11	3131	PK16TT	4503	IK16TT	4701	IK16L	5357
6726			PK16TT	4503	IK16TT	4701	IK16	5303
6727			PTV16TT	4513	ITV16TT	4718	ITV16	5338
6730			PK20TT	4504	IK20TT	4702	IK20	5304
6731	PKH20TT	4506	PKH20TT	4506	IKH20TT	4704	IKH20	5344
6732					ITL16TT	4717	ITL16	5349
6734			PKH16TT	4505	IKH16TT	4703	IKH16	5343
7404	K20TXR	5063			IK20TT	4702	IK20	5304
7922	J16CR-U	3256	PW16TT	4501	IW16TT	4708	IW16	5305
7923	J16CR-U	3256	PW16TT	4501	IW16TT	4708	IW16	5305
8100			PK16TT	4503	IK16TT	4701	IK16	5303
8101			PK20TT	4504	IK20TT	4702	IK20	5304
8103			PT20TT	4512	IT20TT	4714	IT20	5326
8104			PT16TT	4511	IT16TT	4713	IT16	5325
8105			PK16TT	4503	IK16TT	4701	IK16	5303
8106			PT16TT	4511	IT16TT	4713	IT16	5325
8107			PT16TT	4511	IT16TT	4713	IT16	5325
8108			PT16TT	4511	IT16TT	4713	IT16	5325
8109			PK20TT	4504	IK20TT	4702	IK20	5304
8110			PKH16TT	4505	IKH16TT	4703	IKH16	5343
8111			PT20TT	4512	IT20TT	4714	IT20	5326
8112			PK20TT	4504	IK20TT	4702	IK20	5304
8115			PK16TT	4503	IK16TT	4701	IK16	5303
8116					ITL16TT	4717	ITL16	5349
8117					ITL16TT	4717	ITL16	5349
8119			PT16TT	4511	IT16TT	4713	IT16	5325
9600	IK16TT	4701	PK16TT	4503	IK16TT	4701	IK16	5303
9601	IT16TT	4713	PT16TT	4511	IT16TT	4713	IT16	5325
9602	IT16TT	4713	PT16TT	4511	IT16TT	4713	IT16	5325
9603	IK20TT	4702	PK20TT	4504	IK20TT	4702	IK20	5304
9604	IK20TT	4702	PK20TT	4504	IK20TT	4702	IK20	5304
9605	IT20TT	4714	PT20TT	4512	IT20TT	4714	IT20	5326
9606	IT20TT	4714	PT20TT	4512	IT20TT	4714	IT20	5326
9607	IK20TT	4702	PK20TT	4504	IK20TT	4702	IK20	5304
9608	IT20TT	4714	PT20TT	4512	IT20TT	4714	IT20	5326
9609	IKH16TT	4703	PKH16TT	4505	IKH16TT	4703	IKH16	5343
9610	IK20TT	4702	PK20TT	4504	IK20TT	4702	IK20	5304
9611	IT16TT	4713	PT16TT	4511	IT16TT	4713	IT16	5325
9612	IT16TT	4713	PT16TT	4511	IT16TT	4713	IT16	5325
9613	IKH20TT	4704	PKH20TT	4506	IKH20TT	4704	IKH20	5344

BOSCH	DENSO		PLATINUM TT		IRIDIUM TT		IR POWER / IR RACING	
	PART	STK	PART	STK	PART	STK	PART	STK
9614	IK20TT	4702	PK20TT	4504	IK20TT	4702	IK20	5304
9615	IKH20TT	4704	PKH20TT	4506	IKH20TT	4704	IKH20	5344
9616	ITV20TT	4719			ITV20TT	4719	ITV20	5339
9617	ITV16TT	4718	PTV16TT	4513	ITV16TT	4718	ITV16	5338
9620	IXEH20TT	4711			IXEH20TT	4711	IXEH20TT	4711
9621	IXEH20ETT	4710			IXEH20ETT	4710	IXEH20ETT	4710
9622	IKH16TT	4703	PKH16TT	4505	IKH16TT	4703	IKH16	5343
9651	IK16TT	4701	PK16TT	4503	IK16TT	4701	IK16	5303
9652	IK16TT	4701	PK16TT	4503	IK16TT	4701	IK16	5303
9653	IT16TT	4713	PT16TT	4511	IT16TT	4713	IT16	5325
9654	ITL16TT	4717			ITL16TT	4717	ITL16	5349
9655	IT16TT	4713	PT16TT	4511	IT16TT	4713	IT16	5325
9656	IK16TT	4701	PK16TT	4503	IK16TT	4701	IK16	5303
9657	IT16TT	4713	PT16TT	4511	IT16TT	4713	IT16	5325
9659	ITF16TT	4715	PTF16TT	4509	ITF16TT	4715	ITF16	5330
9660	IT16TT	4713	PT16TT	4511	IT16TT	4713	IT16	5325
9661	ITL16TT	4717			ITL16TT	4717	ITL16	5349
9664	IK16TT	4701	PK16TT	4503	IK16TT	4701	IK16	5303
9667	ITL16TT	4717			ITL16TT	4717	ITL16	5349
9673	IKH16TT	4703	PKH16TT	4505	IKH16TT	4703	IKH16	5343
0 241 235 769	PK20GR8	3326						
D10BC	MA16P-U	5007						
D6BC	MA20P-U	5012						
D7AC	MA20R-U	5014						
D7BC	MA20P-U	5012						
D8AC	MA16R-U	5011						
D8BC	MA16P-U	5007						
D9BC	MA16P-U	5007						
DR10BC	MA16PR-U	5008						
DR10BC+	MA16PR-U	5008						
DR10GC+	MA16PR-U11	5009						
DR6BC	MA20PR-U	5013						
DR6BP	MA20PR-U	5013						
DR7BC	MA20PR-U	5013						
DR8BC	MA16PR-U	5008						
DR8BC+	MA16PR-U	5008						
DR8BP	MA16PR-U	5008						
DR8BPX	MA16PR-U11	5009						
DR8BPX+	MA16PR-U11	5009						
DR9BC	MA16PR-U	5008						
DR9BPX	MA16PR-U11	5009						
DR9BPX	MA16PR-U	5008						
DR9BPX+	MA16PR-U11	5009						
F08CS							IK31	5321
F09CS	K29A-Z	3287						
F2CS							IK27	5312
F3CS							IK27	5312
F4CS							IK24	5311
F5DC	K22PR-U	3165					IK22	5310
F5DP	K22PR-U	3165					IK22	5310
F5DPOR	K22PR-U	3165					IK22	5310

BOSCH	DENSO		PLATINUM TT		IRIDIUM TT		IR POWER / IR RACING	
	PART	STK	PART	STK	PART	STK	PART	STK
F5DP0R							IK22	5310
F5DTC	K22PB	5069					IK22	5310
F6DC			PK20TT	4504	IK20TT	4702	IK20	5304
F6DC0R			PK20TT	4504	IK20TT	4702	IK20	5304
F6DCX			PK20TT	4504	IK20TT	4702	IK20	5304
F6DP	K20PR-U11	3121	PK20TT	4504	IK20TT	4702	IK20	5304
F6DP	PK20TT	4504	PK20TT	4504	IK20TT	4702	IK20	5304
F6DP+	PK20TT	4504	PK20TT	4504	IK20TT	4702	IK20	5304
F6DP0R	K20PR-U11	3121	PK20TT	4504	IK20TT	4702	IK20	5304
F6DPX	K20PR-U11	3121	PK20TT	4504	IK20TT	4702	IK20	5304
F6DSR	K20PR-U11	3121	PK20TT	4504	IK20TT	4702	IK20	5304
F6DTC	K20PBR	5060	PK20TT	4504	IK20TT	4702	IK20	5304
F6KPP332S	PK20PR11	3168	PK20TT	4504	IK20TT	4702	IK20	5304
F6LTCR	K20PBR	5060	PK20TT	4504	IK20TT	4702	IK20	5304
F6MPP332			PKH20TT	4506	IKH20TT	4704	IKH20	5344
F7DC			PK20TT	4504	IK20TT	4702	IK20	5304
F7DC0			PK20TT	4504	IK20TT	4702	IK20	5304
F7DC0R			PK20TT	4504	IK20TT	4702	IK20	5304
F7DCR4			PK20TT	4504	IK20TT	4702	IK20	5304
F7DCX			PK20TT	4504	IK20TT	4702	IK20	5304
F7DP	K20PR-U11	3121	PK20TT	4504	IK20TT	4702	IK20	5304
F7DPER	PK20PR-P8	3245	PK20TT	4504	IK20TT	4702	IK20	5304
F7DPP222T	PK20PR-P8	3245	PK20TT	4504	IK20TT	4702	IK20	5304
F7DPP332	PK20PR11	3168	PK20TT	4504	IK20TT	4702	IK20	5304
F7DTC	K20PBR	5060	PK20TT	4504	IK20TT	4702	IK20	5304
F7KTCR	K20PBR-S10	5061	PK20TT	4504	IK20TT	4702	IK20	5304
F7LC0R2	K20R-U	3122	PK20TT	4504	IK20TT	4702	IK20	5304
F7LCR	KJ20CR11	3133	PK20TT	4504	IK20TT	4702	IK20L	5358
F7LDCR	K20TXR	5063	PK20TT	4504	IK20TT	4702	IK20	5304
F7LTCR	K20PBR-S10	5061	PK20TT	4504	IK20TT	4702	IK20	5304
F8DC			PK16TT	4503	IK16TT	4701	IK16	5303
F8DC0			PK16TT	4503	IK16TT	4701	IK16	5303
F8DC0R	K16PR-U11	3130	PK16TT	4503	IK16TT	4701	IK16	5303
F8DC2	K16PR-U	3191	PK16TT	4503	IK16TT	4701	IK16	5303
F8DC4	K16PR-U	3191	PK16TT	4503	IK16TT	4701	IK16	5303
F8DCX	K16PR-U11	3130	PK16TT	4503	IK16TT	4701	IK16	5303
F8DPER	PK16PR11	3264	PK16TT	4503	IK16TT	4701	IK16	5303
F8KTCR	K20PBR-S10	5061	PK20TT	4504	IK20TT	4702	IK20	5304
F8LCR	KJ16CR11	3131	PK16TT	4503	IK16TT	4701	IK16L	5357
F8LCR2	KJ16CR11	3131	PK16TT	4503	IK16TT	4701	IK16L	5357
F8LDCR	K20TXR	5063	PK20TT	4504	IK20TT	4702	IK20	5304
F9DC0	K16PR-U	3191	PK16TT	4503	IK16TT	4701	IK16	5303
F9LCR	KJ14CR11	3237	PK16TT	4503	IK16TT	4701	IK16	5303
F9LCR2	KJ14CR-L11	3167	PK16TT	4503	IK16TT	4701	IK16	5303
FGR5KQE0							IK22	5310
FGR5NQE0							IKH22	5345
FGR5NQE04							IKH22	5345
FGR6KQC	K20PBR-S10	5061	PK20TT	4504	IK20TT	4702	IK20	5304
FGR6KQE	K20PBR-S10	5061	PK20TT	4504	IK20TT	4702	IK20	5304
FGR7DDP	PK20PR-P11	3141	PK20TT	4504	IK20TT	4702	IK20	5304
FGR7DQE+	K20TXR	5063	PK20TT	4504	IK20TT	4702	IK20	5304

BOSCH	DENSO		PLATINUM TT		IRIDIUM TT		IR POWER / IR RACING	
	PART	STK	PART	STK	PART	STK	PART	STK
FGR7DQP	K20TXR	5063	PK20TT	4504	IK20TT	4702	IK20	5304
FGR7HQPE			PK20TT	4504	IK20TT	4702	IK20	5304
FGR7KQE	K20PBR-S10	5061	PK20TT	4504	IK20TT	4702	IK20	5304
FGR7KQE0	K20PBR-S10	5061	PK20TT	4504	IK20TT	4702	IK20	5304
FGR7MQPE			PKH20TT	4506	IKH20TT	4704	IKH20	5344
FGR8DDP	PK16PR-P11	3174	PK16TT	4503	IK16TT	4701	IK16	5303
FGR8DQP	PK16PR11	3264	PK16TT	4503	IK16TT	4701	IK16	5303
FGR8KQC	K20TXR	5063	PK20TT	4504	IK20TT	4702	IK20	5304
FGR8KQE			PK16TT	4503	IK16TT	4701	IK16	5303
FGR8KQE0			PK16TT	4503	IK16TT	4701	IK16	5303
FGR8MQPE			PKH16TT	4505	IKH16TT	4703	IKH16	5343
FL7HT+OR	K16TNR-S9	3329	PK16TT	4503	IK16TT	4701	IK16	5303
FLR7LDCU	K20TXR	5063	PK20TT	4504	IK20TT	4702	IK20	5304
FLR8LDCU	K20TXR	5063	PK20TT	4504	IK20TT	4702	IK20	5304
FLR8LDCU+	K20TXR	5063	PK20TT	4504	IK20TT	4702	IK20	5304
FLR8LDCU+	K20TXR	5063	PK20TT	4504	IK20TT	4702	IK20	5304
FLR8LDSU	K20TXR	5063	PK20TT	4504	IK20TT	4702	IK20	5304
FQR7ME	K20HR-U11	3381	PKH20TT	4506	IKH20TT	4704	IKH20	5344
FQR8LEU2	KJ16CR-L11	3132	PK16TT	4503	IK16TT	4701	IK16L	5357
FR10DC	K16PR-U	3191	PK16TT	4503	IK16TT	4701	IK16	5303
FR10DCX	K16PR-U11	3130	PK16TT	4503	IK16TT	4701	IK16	5303
FR10DCX+	K16PR-U11	3130	PK16TT	4503	IK16TT	4701	IK16	5303
FR10DX	K16PR-U11	3130	PK16TT	4503	IK16TT	4701	IK16	5303
FR5DC	K22PR-U	3165					IK22	5310
FR5DC+	K22PR-U	3165					IK22	5310
FR5DCX	K22PR-U11	3192					IK22	5310
FR5DP	K22PR-U	3165					IK22	5310
FR5DP1	K22PR-U	3165					IK22	5310
FR5DP1X	K22PR-U11	3192					IK22	5310
FR5DTC	K22PBR-S	5062					IK22	5310
FR5LDC	K22PBR-S	5062					IK22	5310
FR6D+	K20PR-U	3145	PK20TT	4504	IK20TT	4702	IK20	5304
FR6DC	K20PR-U	3145	PK20TT	4504	IK20TT	4702	IK20	5304
FR6DC+	K20PR-U	3145	PK20TT	4504	IK20TT	4702	IK20	5304
FR6DC2	K20PR-U	3145	PK20TT	4504	IK20TT	4702	IK20	5304
FR6DCC	K22TMR11	3249					IK22	5310
FR6DCX	K20PR-U11	3121	PK20TT	4504	IK20TT	4702	IK20	5304
FR6DCX+	K20PR-U11	3121	PK20TT	4504	IK20TT	4702	IK20	5304
FR6DDC	K22TMR11	3249					IK22	5310
FR6DE	K20PR-U	3145	PK20TT	4504	IK20TT	4702	IK20	5304
FR6DP	PK20TT	4504	PK20TT	4504	IK20TT	4702	IK20	5304
FR6DP1	PK20TT	4504	PK20TT	4504	IK20TT	4702	IK20	5304
FR6DP1X	PK20TT	4504	PK20TT	4504	IK20TT	4702	IK20	5304
FR6DPP22U	PK20PR11	3168	PK20TT	4504	IK20TT	4702	IK20	5304
FR6DPP332	PK20PR-P11	3141	PK20TT	4504	IK20TT	4702	IK20	5304
FR6DPP332S			PK20TT	4504	IK20TT	4702	IK20	5304
FR6DPX	K20PR-U11	3121	PK20TT	4504	IK20TT	4702	IK20	5304
FR6DS	K20PR-U11	3121	PK20TT	4504	IK20TT	4702	IK20	5304
FR6DTC	K20PBR	5060	PK20TT	4504	IK20TT	4702	IK20	5304
FR6DTCW	K20PBR-S10	5061	PK20TT	4504	IK20TT	4702	IK20	5304
FR6KDC	K20TNR-S	3196	PK20TT	4504	IK20TT	4702	IK20	5304

BOSCH	DENSO		PLATINUM TT		IRIDIUM TT		IR POWER / IR RACING	
	PART	STK	PART	STK	PART	STK	PART	STK
FR6KDE0	K20TXR	5063	PK20TT	4504	IK20TT	4702	IK20	5304
FR6KII33X	IK20TT	4702	PK20TT	4504	IK20TT	4702	IK20	5304
FR6KTC	K20PBR	5060	PK20TT	4504	IK20TT	4702	IK20	5304
FR6LDC	K20TR11	3195	PK20TT	4504	IK20TT	4702	IK20	5304
FR6LII330X	IK20TT	4702	PK20TT	4504	IK20TT	4702	IK20	5304
FR6LPP330X			PK20TT	4504	IK20TT	4702	IK20	5304
FR6MPP332			PKH20TT	4506	IKH20TT	4704	IKH20	5344
FR78			PK20TT	4504	IK20TT	4702	IK20	5304
FR78X	K20PBR-S10	5061	PK20TT	4504	IK20TT	4702	IK20	5304
FR7DC	K20PR-U	3145	PK20TT	4504	IK20TT	4702	IK20	5304
FR7DC+	K20PR-U	3145	PK20TT	4504	IK20TT	4702	IK20	5304
FR7DC0	K20PR-U	3145	PK20TT	4504	IK20TT	4702	IK20	5304
FR7DC2	K20PR-U	3145	PK20TT	4504	IK20TT	4702	IK20	5304
FR7DC9	K20PR-U	3145	PK20TT	4504	IK20TT	4702	IK20	5304
FR7DCU	K20PR-U	3145	PK20TT	4504	IK20TT	4702	IK20	5304
FR7DCX	K20PR-U11	3121	PK20TT	4504	IK20TT	4702	IK20	5304
FR7DCX+	K20PR-U11	3121	PK20TT	4504	IK20TT	4702	IK20	5304
FR7DE	K20PR-U	3145	PK20TT	4504	IK20TT	4702	IK20	5304
FR7DII33X	IK20TT	4702	PK20TT	4504	IK20TT	4702	IK20	5304
FR7DP	PK20TT	4504	PK20TT	4504	IK20TT	4702	IK20	5304
FR7DP+	PK20TT	4504	PK20TT	4504	IK20TT	4702	IK20	5304
FR7DP1X	PK20TT	4504	PK20TT	4504	IK20TT	4702	IK20	5304
FR7DPP+	PK20PR-P8	3245	PK20TT	4504	IK20TT	4702	IK20	5304
FR7DPP10	PK20PR-P8	3245	PK20TT	4504	IK20TT	4702	IK20	5304
FR7DPP22U	PK20PR11	3168	PK20TT	4504	IK20TT	4702	IK20	5304
FR7DPP30T			PK20TT	4504	IK20TT	4702	IK20	5304
FR7DPP30X	K20PBR-S10	5061	PK20TT	4504	IK20TT	4702	IK20	5304
FR7DPP33	PK20PR11	3168	PK20TT	4504	IK20TT	4702	IK20	5304
FR7DPP33X			PK20TT	4504	IK20TT	4702	IK20	5304
FR7DPX	PK20TT	4504	PK20TT	4504	IK20TT	4702	IK20	5304
FR7DPX+	PK20TT	4504	PK20TT	4504	IK20TT	4702	IK20	5304
FR7DTC	K20PBR	5060	PK20TT	4504	IK20TT	4702	IK20	5304
FR7DTCW	K20PBR	5060	PK20TT	4504	IK20TT	4702	IK20	5304
FR7HC0X	K16GPR-U11	3135						
FR7KC	K20R-U	3122	PK20TT	4504	IK20TT	4702	IK20	5304
FR7KCU	K20R-U11	3139	PK20TT	4504	IK20TT	4702	IK20	5304
FR7KCW	K20R-U	3122	PK20TT	4504	IK20TT	4702	IK20	5304
FR7KCX	K20R-U11	3139	PK20TT	4504	IK20TT	4702	IK20	5304
FR7KII33X	IK20TT	4702	PK20TT	4504	IK20TT	4702	IK20	5304
FR7KII33X	IK20TT	4702	PK20TT	4504	IK20TT	4702	IK20	5304
FR7KPP30X			PK20TT	4504	IK20TT	4702	IK20	5304
FR7KPP33	SKJ20CR-A8	3371	PK20TT	4504	IK20TT	4702	IK20L	5358
FR7KPP332	SKJ20CR-A8	3371	PK20TT	4504	IK20TT	4702	IK20L	5358
FR7KTC	K20PBR-S10	5061	PK20TT	4504	IK20TT	4702	IK20	5304
FR7LC2	KJ20CR11	3133	PK20TT	4504	IK20TT	4702	IK20L	5358
FR7LCX	KJ20CR11	3133	PK20TT	4504	IK20TT	4702	IK20L	5358
FR7LDC	K20TXR	5063	PK20TT	4504	IK20TT	4702	IK20	5304
FR7LDC+	K20TXR	5063	PK20TT	4504	IK20TT	4702	IK20	5304
FR7LDC4	K20TXR	5063	PK20TT	4504	IK20TT	4702	IK20	5304
FR7LII33X	IK20TT	4702	PK20TT	4504	IK20TT	4702	IK20L	5358
FR7LPP30X	K20PBR-S10	5061	PK20TT	4504	IK20TT	4702	IK20	5304

BOSCH	DENSO		PLATINUM TT		IRIDIUM TT		IR POWER / IR RACING	
	PART	STK	PART	STK	PART	STK	PART	STK
FR7LPP33X			PK20TT	4504	IK20TT	4702	IK20	5304
FR7LTC	K20PBR-S10	5061	PK20TT	4504	IK20TT	4702	IK20	5304
FR7ME	K20HR-U11	3381	PKH20TT	4506	IKH20TT	4704	IKH20	5344
FR7MPP10			PKH20TT	4506	IKH20TT	4704	IKH20	5344
FR7NII33X	IKH20TT	4704	PKH20TT	4506	IKH20TT	4704	IKH20	5344
FR7NII35U	IKH20TT	4704	PKH20TT	4506	IKH20TT	4704	IKH20	5344
FR7NPP30X			PKH20TT	4506	IKH20TT	4704	IKH20	5344
FR7NPP332	SK20HR11	3421	PKH20TT	4506	IKH20TT	4704	IKH20	5344
FR8DC	K16PR-U	3191	PK16TT	4503	IK16TT	4701	IK16	5303
FR8DC+	K16PR-U	3191	PK16TT	4503	IK16TT	4701	IK16	5303
FR8DC0	K16PR-U	3191	PK16TT	4503	IK16TT	4701	IK16	5303
FR8DCU	K16PR-U11	3130	PK16TT	4503	IK16TT	4701	IK16	5303
FR8DCX	K16PR-U11	3130	PK16TT	4503	IK16TT	4701	IK16	5303
FR8DCX+	K16PR-U11	3130	PK16TT	4503	IK16TT	4701	IK16	5303
FR8DCY	K16PR-U11	3130	PK16TT	4503	IK16TT	4701	IK16	5303
FR8DCY+	K16PR-U11	3130	PK16TT	4503	IK16TT	4701	IK16	5303
FR8DE	K16PR-U	3191	PK16TT	4503	IK16TT	4701	IK16	5303
FR8DII33X	IK16TT	4701	PK16TT	4503	IK16TT	4701	IK16	5303
FR8DP1X	PK16TT	4503	PK16TT	4503	IK16TT	4701	IK16	5303
FR8DPP30T			PK16TT	4503	IK16TT	4701	IK16	5303
FR8DPP30X			PK16TT	4503	IK16TT	4701	IK16	5303
FR8DPP33	PK22PR11	3265					IK22	5310
FR8DPP33X			PK16TT	4503	IK16TT	4701	IK16	5303
FR8DPX	PK16TT	4503	PK16TT	4503	IK16TT	4701	IK16	5303
FR8DPX+	PK16TT	4503	PK16TT	4503	IK16TT	4701	IK16	5303
FR8DS	K16PR-U11	3130	PK16TT	4503	IK16TT	4701	IK16	5303
FR8DX	K16PR-U11	3130	PK16TT	4503	IK16TT	4701	IK16	5303
FR8HC	QJ16HR-U	5018						
FR8HC0X	QJ16HR-U	5018						
FR8HCX+	QJ16HR-U	5018						
FR8HDC	K16TR11	3194	PK16TT	4503	IK16TT	4701	IK16	5303
FR8HP	QJ16HR-U	5018						
FR8HP0	QJ16HR-U	5018						
FR8HP0+	QJ16HR-U	5018						
FR8HPP30X	K20PBR-S10	5061	PK20TT	4504	IK20TT	4702	IK20	5304
FR8KCU	K16R-U11	3120	PK16TT	4503	IK16TT	4701	IK16	5303
FR8KDC	K16TR11	3194	PK16TT	4503	IK16TT	4701	IK16	5303
FR8KII332X	IK16TT	4701	PK16TT	4503	IK16TT	4701	IK16	5303
FR8KII33X	IK16TT	4701	PK16TT	4503	IK16TT	4701	IK16	5303
FR8KII33X	IK16TT	4701	PK16TT	4503	IK16TT	4701	IK16	5303
FR8KTC	K20PBR-S10	5061	PK20TT	4504	IK20TT	4702	IK20	5304
FR8LC+	KJ16CR11	3131	PK16TT	4503	IK16TT	4701	IK16L	5357
FR8LCX	KJ16CR11	3131	PK16TT	4503	IK16TT	4701	IK16L	5357
FR8LCX+	KJ16CR11	3131	PK16TT	4503	IK16TT	4701	IK16L	5357
FR8LDC	K20TXR	5063	PK20TT	4504	IK20TT	4702	IK20	5304
FR8LDC4	K20TXR	5063	PK20TT	4504	IK20TT	4702	IK20	5304
FR8LII33X	IK16TT	4701	PK16TT	4503	IK16TT	4701	IK16L	5357
FR8LPP302X	KJ16CR11	3131	PK16TT	4503	IK16TT	4701	IK16L	5357
FR8LPP30X	K20TXR	5063	PK20TT	4504	IK20TT	4702	IK20	5304
FR8LPP33X			PK16TT	4503	IK16TT	4701	IK16	5303
FR8LPX	PK16TT	4503	PK16TT	4503	IK16TT	4701	IK16	5303

BOSCH	DENSO		PLATINUM TT		IRIDIUM TT		IR POWER / IR RACING	
	PART	STK	PART	STK	PART	STK	PART	STK
FR8LPX+	PK16TT	4503	PK16TT	4503	IK16TT	4701	IK16	5303
FR8MC9	K16HPR-U11	6076	PKH16TT	4505	IKH16TT	4703	IKH16	5343
FR8ME	K16HPR-U11	6076	PKH16TT	4505	IKH16TT	4703	IKH16	5343
FR8MI133X	IKH16TT	4703	PKH16TT	4505	IKH16TT	4703	IKH16	5343
FR8MPP30X			PKH16TT	4505	IKH16TT	4703	IKH16	5343
FR8MPP33X			PKH16TT	4505	IKH16TT	4703	IKH16	5343
FR8NII35U	IKH16TT	4703	PKH16TT	4505	IKH16TT	4703	IKH16	5343
FR8SC+	K16HPR-U11	6076	PKH16TT	4505	IKH16TT	4703	IKH16	5343
FR8SEO	K16HPR-U11	6076	PKH16TT	4505	IKH16TT	4703	IKH16	5343
FR8SI332	SK16HR11	3417	PKH16TT	4505	IKH16TT	4703	IKH16	5343
FR8SII33X	IKH16TT	4703	PKH16TT	4505	IKH16TT	4703	IKH16	5343
FR8SPP30X			PKH16TT	4505	IKH16TT	4703	IKH16	5343
FR8TI332	SK20HPR-L11	3433	PKH20TT	4506	IKH20TT	4704	IKH20	5344
FR8VII33U	IK16TT	4701	PK16TT	4503	IK16TT	4701	IK16	5303
FR8VPP30U	K20TXR	5063	PK20TT	4504	IK20TT	4702	IK20	5304
FR8VPP30W			PK16TT	4503	IK16TT	4701	IK16	5303
FR8VPP33U			PK16TT	4503	IK16TT	4701	IK16	5303
FR9DC	Q14R-U11	3183	PQ16TT	4507	IQ16TT	4706	IQ16	5301
FR9DCX	Q14R-U11	3183	PQ16TT	4507	IQ16TT	4706	IQ16	5301
FR9HC	QJ16HR-U	5018						
FR9HC+	QJ16HR-U	5018						
FR9HCX	QJ16HR-U	5018						
FR9HP+	QJ16HR-U	5018						
FR9HX	QJ16HR-U	5018						
FR9LCX	KJ14CR-L11	3167	PK16TT	4503	IK16TT	4701	IK16	5303
FR9LCX+	KJ14CR-L11	3167	PK16TT	4503	IK16TT	4701	IK16	5303
H09DC							IT27	5329
H10BC	T16P-U	5024	PTF16TT	4509	ITF16TT	4715	ITF16	5330
H2CS							IT27	5329
H3CS							IT24	5328
H4CS							IT24	5328
H5DC	T22EP-U	5040					IT22	5327
H5DCO	T22EP-U	5040					IT22	5327
H5DP	T22EP-U	5040					IT22	5327
H6B	T20P-U	5034	PTF20TT	4510	ITF20TT	4716	ITF20	5331
H6BC	T20P-U	5034	PTF20TT	4510	ITF20TT	4716	ITF20	5331
H6DC	T20EP-U	5031	PT20TT	4512	IT20TT	4714	IT20	5326
H6DCO	T20EP-U	5031	PT20TT	4512	IT20TT	4714	IT20	5326
H6DP	T20EP-U	5031	PT20TT	4512	IT20TT	4714	IT20	5326
H7BC	T20P-U	5034	PTF20TT	4510	ITF20TT	4716	ITF20	5331
H7DC	T20EP-U	5031	PT20TT	4512	IT20TT	4714	IT20	5326
H7DCO	T20EP-U	5031	PT20TT	4512	IT20TT	4714	IT20	5326
H7DCY			PT20TT	4512	IT20TT	4714	IT20	5326
H7DP	PT20TT	4512	PT20TT	4512	IT20TT	4714	IT20	5326
H7DPY	PT20TT	4512	PT20TT	4512	IT20TT	4714	IT20	5326
H7LDCR	T20EPR-U	5032	PT20TT	4512	IT20TT	4714	IT20	5326
H8BC	T16P-U	5024	PTF16TT	4509	ITF16TT	4715	ITF16	5330
H8D	T16EPR-U	5022	PT16TT	4511	IT16TT	4713	IT16	5325
H8DC	T16EPR-U	5022	PT16TT	4511	IT16TT	4713	IT16	5325
H8DCO	T16EPR-U	5022	PT16TT	4511	IT16TT	4713	IT16	5325
H8DP	PT16TT	4511	PT16TT	4511	IT16TT	4713	IT16	5325

BOSCH	DENSO		PLATINUM TT		IRIDIUM TT		IR POWER / IR RACING	
	PART	STK	PART	STK	PART	STK	PART	STK
H9BC	T14PR-U	5020	PTF16TT	4509	ITF16TT	4715	ITF16	5330
H9BCY	T14PR-U15	5021	PTF16TT	4509	ITF16TT	4715	ITF16	5330
H9DC	T16EPR-U	5022	PT16TT	4511	IT16TT	4713	IT16	5325
H9DCO	T16EPR-U	5022	PT16TT	4511	IT16TT	4713	IT16	5325
H9DCX	T16EPR-U	5022	PT16TT	4511	IT16TT	4713	IT16	5325
H9DCY	T16EPR-U15	5023	PT16TT	4511	IT16TT	4713	IT16	5325
HGR7DQP	PT20TT	4512	PT20TT	4512	IT20TT	4714	IT20	5326
HGR7KQC	T20EPR-U	5032	PT20TT	4512	IT20TT	4714	IT20	5326
HGR7MDPO					ITV20TT	4719	ITV20	5339
HGR8BQP			PTF16TT	4509	ITF16TT	4715	ITF16	5330
HGR8BQP	PTF16TT	4509	PTF16TT	4509	ITF16TT	4715	ITF16	5330
HGR8DDP	PT16TT	4511	PT16TT	4511	IT16TT	4713	IT16	5325
HGR8DQP	PT16EPR-L13	5070	PT16TT	4511	IT16TT	4713	IT16	5325
HGR8DQP	PT16TT	4511	PT16TT	4511	IT16TT	4713	IT16	5325
HGR8MDPO	PTV16TT	4513	PTV16TT	4513	ITV16TT	4718	ITV16	5338
HGR8MQP	PTV16TT	4513	PTV16TT	4513	ITV16TT	4718	ITV16	5338
HGR8MQP0	PTV16TT	4513	PTV16TT	4513	ITV16TT	4718	ITV16	5338
HGR9BQP			PTF16TT	4509	ITF16TT	4715	ITF16	5330
HGR9BQP			PTF16TT	4509	ITF16TT	4715	ITF16	5330
HGR9DQP	PT16EPR-L13	5070	PT16TT	4511	IT16TT	4713	IT16	5325
HGR9LDPO	TJ14R-P15	5071	PT16TT	4511	IT16TT	4713	IT16	5325
HLR8STEX			PTV16TT	4513	ITV16TT	4718	ITV16	5338
HR10AC	T14PR-U	5020	PTF16TT	4509	ITF16TT	4715	ITF16	5330
HR10AC+	T14PR-U	5020	PTF16TT	4509	ITF16TT	4715	ITF16	5330
HR10ACY	T14PR-U15	5021	PTF16TT	4509	ITF16TT	4715	ITF16	5330
HR10BC	T14PR-U	5020	PTF16TT	4509	ITF16TT	4715	ITF16	5330
HR10BC+	T14PR-U	5020	PTF16TT	4509	ITF16TT	4715	ITF16	5330
HR10BCX	T14PR-U15	5021	PTF16TT	4509	ITF16TT	4715	ITF16	5330
HR10BCX+	T14PR-U15	5021	PTF16TT	4509	ITF16TT	4715	ITF16	5330
HR10BCY	T14PR-U15	5021	PTF16TT	4509	ITF16TT	4715	ITF16	5330
HR10BCY+	T14PR-U15	5021	PTF16TT	4509	ITF16TT	4715	ITF16	5330
HR10BCZ	T14PR-U15	5021	PTF16TT	4509	ITF16TT	4715	ITF16	5330
HR10BCZ+	T14PR-U15	5021	PTF16TT	4509	ITF16TT	4715	ITF16	5330
HR10DCX	T16EPR-U	5022	PT16TT	4511	IT16TT	4713	IT16	5325
HR10DCX+	T16EPR-U	5022	PT16TT	4511	IT16TT	4713	IT16	5325
HR10HC+	T16EPR-U	5022	PT16TT	4511	IT16TT	4713	IT16	5325
HR10HCO	T16EPR-U	5022	PT16TT	4511	IT16TT	4713	IT16	5325
HR10LCO	T16NR-U11	5047	PT16TT	4511	IT16TT	4713	IT16	5325
HR5DC	T22EP-U	5040					IT22	5327
HR6BC	T20PR-U	5035	PTF20TT	4510	ITF20TT	4716	ITF20	5331
HR6BC+	T20PR-U	5035	PTF20TT	4510	ITF20TT	4716	ITF20	5331
HR6DC	T20EPR-U	5032	PT20TT	4512	IT20TT	4714	IT20	5326
HR6DC+	T20EPR-U	5032	PT20TT	4512	IT20TT	4714	IT20	5326
HR6DP	PT20TT	4512	PT20TT	4512	IT20TT	4714	IT20	5326
HR6DP+	PT20TT	4512	PT20TT	4512	IT20TT	4714	IT20	5326
HR6DS	T20EPR-U	5032	PT20TT	4512	IT20TT	4714	IT20	5326
HR6KII33X	IT20TT	4714	PT20TT	4512	IT20TT	4714	IT20	5326
HR6KII33X	IT20TT	4714	PT20TT	4512	IT20TT	4714	IT20	5326
HR78			PT20TT	4512	IT20TT	4714	IT20	5326
HR78X			PT20TT	4512	IT20TT	4714	IT20	5326
HR7BC	T20PR-U	5035	PTF20TT	4510	ITF20TT	4716	ITF20	5331

BOSCH	DENSO		PLATINUM TT		IRIDIUM TT		IR POWER / IR RACING	
	PART	STK	PART	STK	PART	STK	PART	STK
HR7DC	T20EPR-U	5032	PT20TT	4512	IT20TT	4714	IT20	5326
HR7DC+	T20EP-U	5031	PT20TT	4512	IT20TT	4714	IT20	5326
HR7DC0	T20EPR-U	5032	PT20TT	4512	IT20TT	4714	IT20	5326
HR7DCX	T20EPR-U	5032	PT20TT	4512	IT20TT	4714	IT20	5326
HR7DCY	T20EPR-U15	5033	PT20TT	4512	IT20TT	4714	IT20	5326
HR7DI133V	IT20TT	4714	PT20TT	4512	IT20TT	4714	IT20	5326
HR7DI133V	IT20TT	4714	PT20TT	4512	IT20TT	4714	IT20	5326
HR7DPP30V			PT20TT	4512	IT20TT	4714	IT20	5326
HR7DPP30Y			PT20TT	4512	IT20TT	4714	IT20	5326
HR7DPP33V			PT20TT	4512	IT20TT	4714	IT20	5326
HR7DPP33Y			PT20TT	4512	IT20TT	4714	IT20	5326
HR7KI133V	IT20TT	4714	PT20TT	4512	IT20TT	4714	IT20	5326
HR7KI133V	IT20TT	4714	PT20TT	4512	IT20TT	4714	IT20	5326
HR7MPP	PT16VR13	5068	PTV16TT	4513	ITV16TT	4718	ITV16	5338
HR7MPP22U	PT16VR13	5068	PTV16TT	4513	ITV16TT	4718	ITV16	5338
HR7MPP22V	PT16VR13	5068	PTV16TT	4513	ITV16TT	4718	ITV16	5338
HR7MPP302					ITV20TT	4719	ITV20	5339
HR7NI133X	ITV20TT	4719			ITV20TT	4719	ITV20	5339
HR8AC	T20R-U	5038	PTF20TT	4510	ITF20TT	4716	ITF20	5331
HR8AC+	T20R-U	5038	PTF20TT	4510	ITF20TT	4716	ITF20	5331
HR8ACY	T20R-U15	5039	PTF20TT	4510	ITF20TT	4716	ITF20	5331
HR8AP	T20R-U	5038	PTF20TT	4510	ITF20TT	4716	ITF20	5331
HR8APY	T20R-U15	5039	PTF20TT	4510	ITF20TT	4716	ITF20	5331
HR8BC	T16PR-U	5025	PTF16TT	4509	ITF16TT	4715	ITF16	5330
HR8BC+	T16PR-U	5025	PTF16TT	4509	ITF16TT	4715	ITF16	5330
HR8BCY	T16PR-U15	5027	PTF16TT	4509	ITF16TT	4715	ITF16	5330
HR8BP	PTF16TT	4509	PTF16TT	4509	ITF16TT	4715	ITF16	5330
HR8BP+	PTF16TT	4509	PTF16TT	4509	ITF16TT	4715	ITF16	5330
HR8BPX	PTF16TT	4509	PTF16TT	4509	ITF16TT	4715	ITF16	5330
HR8BPX+	PTF16TT	4509	PTF16TT	4509	ITF16TT	4715	ITF16	5330
HR8BPY	T16PR-U15	5027	PTF16TT	4509	ITF16TT	4715	ITF16	5330
HR8BPZ	T16PR-U20	5028	PTF16TT	4509	ITF16TT	4715	ITF16	5330
HR8D+	T16PR-U11	5026	PTF16TT	4509	ITF16TT	4715	ITF16	5330
HR8DC	T20EPR-U	5032	PT20TT	4512	IT20TT	4714	IT20	5326
HR8DC+	T16EPR-U	5022	PT16TT	4511	IT16TT	4713	IT16	5325
HR8DCX	T16EPR-U	5022	PT16TT	4511	IT16TT	4713	IT16	5325
HR8DCX+	T16EPR-U	5022	PT16TT	4511	IT16TT	4713	IT16	5325
HR8DCY	T16EPR-U15	5023	PT16TT	4511	IT16TT	4713	IT16	5325
HR8DI133X	IT16TT	4713	PT16TT	4511	IT16TT	4713	IT16	5325
HR8DPP15V	PT16EPR-L13	5070	PT16TT	4511	IT16TT	4713	IT16	5325
HR8DPP222U	PT16EPR-L13	5070	PT16TT	4511	IT16TT	4713	IT16	5325
HR8DPP30V	T16EPR-U	5022	PT16TT	4511	IT16TT	4713	IT16	5325
HR8DPP30X	T16EPR-U	5022	PT16TT	4511	IT16TT	4713	IT16	5325
HR8DPP30Y	T16EPR-U	5022	PT16TT	4511	IT16TT	4713	IT16	5325
HR8DPP33V			PT16TT	4511	IT16TT	4713	IT16	5325
HR8DPP33X			PT16TT	4511	IT16TT	4713	IT16	5325
HR8DPP33Y			PT16TT	4511	IT16TT	4713	IT16	5325
HR8DPX	PT16TT	4511	PT16TT	4511	IT16TT	4713	IT16	5325
HR8DPX+	PT16TT	4511	PT16TT	4511	IT16TT	4713	IT16	5325
HR8JI133V	IT16TT	4713	PT16TT	4511	IT16TT	4713	IT16	5325
HR8JPP302V	T16EPR-U	5022	PT16TT	4511	IT16TT	4713	IT16	5325

BOSCH	DENSO		PLATINUM TT		IRIDIUM TT		IR POWER / IR RACING	
	PART	STK	PART	STK	PART	STK	PART	STK
HR8KI133V	IT16TT	4713	PT16TT	4511	IT16TT	4713	IT16	5325
HR8KI133V	IT16TT	4713	PT16TT	4511	IT16TT	4713	IT16	5325
HR8KI133Y	IT16TT	4713	PT16TT	4511	IT16TT	4713	IT16	5325
HR8KI133Y	IT16TT	4713	PT16TT	4511	IT16TT	4713	IT16	5325
HR8LCO	T20NR-U11	5048	PT20TT	4512	IT20TT	4714	IT20	5326
HR8LII33U	IT16TT	4713	PT16TT	4511	IT16TT	4713	IT16	5325
HR8LII33U	IT16TT	4713	PT16TT	4511	IT16TT	4713	IT16	5325
HR8LPP30U	K16PR-U	3191	PK16TT	4503	IK16TT	4701	IK16	5303
HR8LPP33U			PT16TT	4511	IT16TT	4713	IT16	5325
HR8LPX	TJ14R-P15	5071	PT16TT	4511	IT16TT	4713	IT16	5325
HR8LPX+	TJ14R-P15	5071	PT16TT	4511	IT16TT	4713	IT16	5325
HR8MEV	PT16VR13	5068	PTV16TT	4513	ITV16TT	4718	ITV16	5338
HR8MII33X	IT16TT	4713	PT16TT	4511	IT16TT	4713	IT16	5325
HR8MPP30X			PT16TT	4511	IT16TT	4713	IT16	5325
HR8MPP33X			PT16TT	4511	IT16TT	4713	IT16	5325
HR8NI1332X	ITV16TT	4718	PTV16TT	4513	ITV16TT	4718	ITV16	5338
HR8NPP302	PT16VR13	5068	PTV16TT	4513	ITV16TT	4718	ITV16	5338
HR8NPP302X			PTV16TT	4513	ITV16TT	4718	ITV16	5338
HR8SII330V	ITL16TT	4717			ITL16TT	4717	ITL16	5349
HR8SPP300V					ITL16TT	4717	ITL16	5349
HR8TI13302V	ITL16TT	4717			ITL16TT	4717	ITL16	5349
HR8TPP3002V					ITL16TT	4717	ITL16	5349
HR8TPP3302V					ITL16TT	4717	ITL16	5349
HR9AC	T16R-U	5029	PTF16TT	4509	ITF16TT	4715	ITF16	5330
HR9AC+	T16R-U	5029	PTF16TT	4509	ITF16TT	4715	ITF16	5330
HR9ACY	T16R-U15	5030	PTF16TT	4509	ITF16TT	4715	ITF16	5330
HR9ACY+	T16R-U15	5030	PTF16TT	4509	ITF16TT	4715	ITF16	5330
HR9AP	PTF16TT	4509	PTF16TT	4509	ITF16TT	4715	ITF16	5330
HR9APX	PTF16TT	4509	PTF16TT	4509	ITF16TT	4715	ITF16	5330
HR9APX+	PTF16TT	4509	PTF16TT	4509	ITF16TT	4715	ITF16	5330
HR9APY	T16R-U15	5030	PTF16TT	4509	ITF16TT	4715	ITF16	5330
HR9BC	T16PR-U	5025	PTF16TT	4509	ITF16TT	4715	ITF16	5330
HR9BC+	T16PR-U	5025	PTF16TT	4509	ITF16TT	4715	ITF16	5330
HR9BCY	T16PR-U15	5027	PTF16TT	4509	ITF16TT	4715	ITF16	5330
HR9BCY+	T16PR-U15	5027	PTF16TT	4509	ITF16TT	4715	ITF16	5330
HR9BCZ	T16PR-U20	5028	PTF16TT	4509	ITF16TT	4715	ITF16	5330
HR9BCZ	T16PR-U15	5027	PTF16TT	4509	ITF16TT	4715	ITF16	5330
HR9BI1330V	ITF16TT	4715	PTF16TT	4509	ITF16TT	4715	ITF16	5330
HR9BP	T16PR-U	5025	PTF16TT	4509	ITF16TT	4715	ITF16	5330
HR9BP+	PTF16TT	4509	PTF16TT	4509	ITF16TT	4715	ITF16	5330
HR9BPX	PTF16TT	4509	PTF16TT	4509	ITF16TT	4715	ITF16	5330
HR9BPX+	PTF16TT	4509	PTF16TT	4509	ITF16TT	4715	ITF16	5330
HR9BPY	PTF16TT	4509	PTF16TT	4509	ITF16TT	4715	ITF16	5330
HR9BPY+	PTF16TT	4509	PTF16TT	4509	ITF16TT	4715	ITF16	5330
HR9BPZ	PTF16TT	4509	PTF16TT	4509	ITF16TT	4715	ITF16	5330
HR9BPZ+	PTF16TT	4509	PTF16TT	4509	ITF16TT	4715	ITF16	5330
HR9DC	T16EPR-U	5022	PT16TT	4511	IT16TT	4713	IT16	5325
HR9DC+	T16EPR-U	5022	PT16TT	4511	IT16TT	4713	IT16	5325
HR9DCX	T16EPR-U15	5023	PT16TT	4511	IT16TT	4713	IT16	5325
HR9DCX+	T16EPR-U15	5023	PT16TT	4511	IT16TT	4713	IT16	5325
HR9DCY	T16EPR-U15	5023	PT16TT	4511	IT16TT	4713	IT16	5325

BOSCH	DENSO		PLATINUM TT		IRIDIUM TT		IR POWER / IR RACING	
	PART	STK	PART	STK	PART	STK	PART	STK
HR9DCY+	T16EPR-U15	5023	PT16TT	4511	IT16TT	4713	IT16	5325
HR9DPX	PT16TT	4511	PT16TT	4511	IT16TT	4713	IT16	5325
HR9DPX+	PT16TT	4511	PT16TT	4511	IT16TT	4713	IT16	5325
HR9DPY	PT16TT	4511	PT16TT	4511	IT16TT	4713	IT16	5325
HR9DPY+	PT16TT	4511	PT16TT	4511	IT16TT	4713	IT16	5325
HR9HC+	T16EPR-U	5022	PT16TT	4511	IT16TT	4713	IT16	5325
HR9HCO	T16EPR-U	5022	PT16TT	4511	IT16TT	4713	IT16	5325
HR9HP0+	PT16TT	4511	PT16TT	4511	IT16TT	4713	IT16	5325
HR9KI133Y	IT16TT	4713	PT16TT	4511	IT16TT	4713	IT16	5325
HR9LCO	T16NR-U11	5047	PT16TT	4511	IT16TT	4713	IT16	5325
HR9LCX+	T16NR-U11	5047	PT16TT	4511	IT16TT	4713	IT16	5325
HR9LCY+	T16EPR-U15	5023	PT16TT	4511	IT16TT	4713	IT16	5325
HR9LII33X	IT16TT	4713	PT16TT	4511	IT16TT	4713	IT16	5325
HR9LPX	TJ14R-P15	5071	PT16TT	4511	IT16TT	4713	IT16	5325
HR9LPX+	TJ14R-P15	5071	PT16TT	4511	IT16TT	4713	IT16	5325
HR9SII330X	ITL16TT	4717			ITL16TT	4717	ITL16	5349
HS5E	T22M-U	6041						
HS6E	T22M-U	6041						
HS7E	T20M-U	6039						
HS7F	T20M-U	6039						
HS8E	T20M-U	6039						
M10A0	L14-U	5000						
M10AC	M14	5001						
M10AC0	L14-U	5000						
M4A	M24S	5004						
M4AC	M24S	5004						
M5A	M22	5003						
M5AC	M22	5003						
M7A	M17	5002						
M7AC	M17	5002						
M8A	M14	5001						
M8A0	L14-U	5000						
M8AC	M14	5001						
M8AC0	L14-U	5000						
M95T1	M14	5001						
U260T1	U22FS-U	4006					IUF22	5383
U3CC	U22ES-N	4137					IU22	5361
U4AC	U22FS-U	4006					IUF22	5383
U5AC	U20FS-U	4002					IUF22	5383
UH4CC	U24FER9	4127						
UR2AS	U24FSR-U	4010					IUF24	5384
UR2CC	U24ESR-N	4126					IU24	5362
UR3AC	U22FSR-U	4008					IUF22	5383
UR3AS	U22FSR-U	4008					IUF22	5383
UR3CC	U22ESR-N	4174					IU22	5361
UR4AS	U20FSR-U	4004						
UR5AC	U20FSR-U	4004						
UR6AC	U20FSR-U	4004						
VR7NII33X	IXEH20ETT	4710			IXEH20ETT	4710		
VR8NII35U	IXEH20TT	4711			IXEH20TT	4711		
W06AS	W31FS	4065						

BOSCH	DENSO		PLATINUM TT		IRIDIUM TT		IR POWER / IR RACING	
	PART	STK	PART	STK	PART	STK	PART	STK
W06CS							IW34	5320
W07AS	W31FS	4065						
W07CS							IW34	5320
W08AS	W27FS-U	4052					IWF27	5381
W08CS	W31ES-U	4062					IW31	5319
W10AC	W14F-U	4012						
W10CC	W14E	6009						
W10D	W9EP	6005						
W10DC	W9EP	6005						
W10EC	W9-U	6004						
W10FC	W14P-U	6020						
W2AC	W27FS-U	4052					IWF27	5381
W2AS	W27FS-U	4052					IWF27	5381
W2CC	W27ES-U	4046					IW27	5317
W2CS	W31ES-U	4062					IW31	5319
W3AC	TR24	6060					IWF24	5380
W3AC	W24FS-U	4038					IWF24	5380
W3AP	W24FS-U	4038					IWF24	5380
W3AS	W24FS-U	4038					IWF24	5380
W3CC	W24ES-U	4030					IW24	5316
W3CP	W24ES-U	4030					IW24	5316
W3CS	W24ES-U	4030					IW24	5316
W3DP	W24EP-U	4028					IW24	5316
W3DP0	W24ES-U	4030					IW24	5316
W4AC	TR24	6060					IWF24	5380
W4AC	W24FS-U	4038					IWF24	5380
W4AP	W24FS-U	4038					IWF24	5380
W4AS	W24FS-U	4038					IWF24	5380
W4CC	W24ES-U	4030					IW24	5316
W4CP	W24ES-U	4030					IW24	5316
W4CPX	W24ES-U11	4031					IW24	5316
W4CS	W24ES-U	4030					IW24	5316
W4DP	W22EP-U	3085					IW22	5307
W4DP0							IW24	5316
W5AC	TR22	6051					IWF22	5379
W5AC	W22FS-U	4025					IWF22	5379
W5AP	W22FS-U	4025					IWF22	5379
W5AS	W22FS-U	4025					IWF22	5379
W5B	W22FP-U	4021					IWF22	5379
W5B+	W22FP-U	4021					IWF22	5379
W5BC	W22FP-U	4021					IWF22	5379
W5BP	W22FS-U	4025					IWF22	5379
W5C	W22ES-U	3093					IW22	5307
W5CC	W22ES-U	3093					IW22	5307
W5CCX	W22ES-U11	3094					IW22	5307
W5CP	W22ES-U	3093					IW22	5307
W5CS	W22ES-U	3093					IW22	5307
W5D	W22EP-U	3085					IW22	5307
W5DC	W22EP-U	3085					IW22	5307
W5DC0	W22EP-U	3085					IW22	5307
W5DP	W22EP-U	3085					IW22	5307

BOSCH	DENSO		PLATINUM TT		IRIDIUM TT		IR POWER / IR RACING	
	PART	STK	PART	STK	PART	STK	PART	STK
W5DP0	W22EP-U	3085					IW22	5307
W5DTC	W22EPB	5066					IW22	5307
W5EC	W22S-U	4027						
W6BC	W20FP-U	3068					IWF20	5378
W6D	W20EP-U	3043	PW20TT	4502	IW20TT	4709	IW20	5306
W6D1	W20EP-U	3043	PW20TT	4502	IW20TT	4709	IW20	5306
W6DC	W20EP-U	3043	PW20TT	4502	IW20TT	4709	IW20	5306
W6DC0	W20EP-U	3043	PW20TT	4502	IW20TT	4709	IW20	5306
W6DP	W20EP-U	3043	PW20TT	4502	IW20TT	4709	IW20	5306
W6DP0	W20ES-U	3051	PW20TT	4502	IW20TT	4709	IW20	5306
W6DTC	W20EPB	5065	PW20TT	4502	IW20TT	4709	IW20	5306
W7AC	TR20	6054						
W7AC	W20FS-U	3073						
W7B	W20FP-U	3068					IWF20	5378
W7BC	W20FP-U	3068					IWF20	5378
W7BP	W20FPR-U	3070					IWF20	5378
W7C0	W20ES-U	3051	PW20TT	4502	IW20TT	4709	IW20	5306
W7CC	W20ES-U	3051	PW20TT	4502	IW20TT	4709	IW20	5306
W7CC0	W20ES-U	3051	PW20TT	4502	IW20TT	4709	IW20	5306
W7D	W20EP-U	3043	PW20TT	4502	IW20TT	4709	IW20	5306
W7DC	W20EP-U	3043	PW20TT	4502	IW20TT	4709	IW20	5306
W7DC0	W20EP-U	3043	PW20TT	4502	IW20TT	4709	IW20	5306
W7DCR	W20EPR-U	3047	PW20TT	4502	IW20TT	4709	IW20	5306
W7DCX	W20EP-U11	3109	PW20TT	4502	IW20TT	4709	IW20	5306
W7DP	W20EP-U	3043	PW20TT	4502	IW20TT	4709	IW20	5306
W7DPX	W20EPR-U11	3049	PW20TT	4502	IW20TT	4709	IW20	5306
W7DSR	W20EP-U	3043	PW20TT	4502	IW20TT	4709	IW20	5306
W7DTC	W20EPB	5065	PW20TT	4502	IW20TT	4709	IW20	5306
W7DX	W20EP-U11	3109	PW20TT	4502	IW20TT	4709	IW20	5306
W7EC	W20S-U	3075						
W7FC	W20P-U	5045						
W7LTCR	W20EPBR-S	5067	PW20TT	4502	IW20TT	4709	IW20	5306
W8A	W16FS-U	3034					IWF16	5359
W8A0	W16FS-U	3034					IWF16	5359
W8AC	W16FS-U	3034					IWF16	5359
W8AP	W16FS-U	3034					IWF16	5359
W8AP+	W16FS-U	3034					IWF16	5359
W8B	W16FP-U	4019					IWF16	5359
W8BC	W16FP-U	4019					IWF16	5359
W8BP	W16FP-U	4019					IWF16	5359
W8CC	W16ES-U	3025	PW16TT	4501	IW16TT	4708	IW16	5305
W8DC	W16EP-U	3018	PW16TT	4501	IW16TT	4708	IW16	5305
W8DC0	W16EP-U	3018	PW16TT	4501	IW16TT	4708	IW16	5305
W8DCX	W16EP-U10	3019	PW16TT	4501	IW16TT	4708	IW16	5305
W8DP	W16EP-U	3018	PW16TT	4501	IW16TT	4708	IW16	5305
W8DPV	W16EP-U	3018	PW16TT	4501	IW16TT	4708	IW16	5305
W8DPX	W16EP-U	3018	PW16TT	4501	IW16TT	4708	IW16	5305
W8DTC	W20EPB	5065	PW20TT	4502	IW20TT	4709	IW20	5306
W8DX	W16EP-U10	3019	PW16TT	4501	IW16TT	4708	IW16	5305
W8E	W16S-U	5044						
W8EC	W16S-U	5044						

BOSCH	DENSO		PLATINUM TT		IRIDIUM TT		IR POWER / IR RACING	
	PART	STK	PART	STK	PART	STK	PART	STK
W8FC	W16P-U	3036						
W8LCR	J16CR-U	3256	PW16TT	4501	IW16TT	4708	IW16	5305
W8LDCR	W16ETR-S	3216	PW16TT	4501	IW16TT	4708	IW16	5305
W8LPR	J16CR-U	3256	PW16TT	4501	IW16TT	4708	IW16	5305
W8LPR+	J16CR-U	3256	PW16TT	4501	IW16TT	4708	IW16	5305
W8LTCR	W20EPBR-S	5067	PW20TT	4502	IW20TT	4709	IW20	5306
W9AC	W14F-U	4012						
W9AC0	W14F-U	4012						
W9CC	W14E	6009						
W9DC	W14EP-U	6010	PW16TT	4501	IW16TT	4708	IW16	5305
W9DC0	W14EP-U	6010	PW16TT	4501	IW16TT	4708	IW16	5305
W9DCX	W14EX-U11	3012	PW16TT	4501	IW16TT	4708	IW16	5305
W9EC	W14-US	6033						
W9ECO	W14LM-US	6035						
W9LDCR	W16ETR-S	3216	PW16TT	4501	IW16TT	4708	IW16	5305
WEA	SF50	6001						
WGR7DQP	P20PR11	3115	PW20TT	4502	IW20TT	4709	IW20	5306
WGR8DDP	PW16TT	4501	PW16TT	4501	IW16TT	4708	IW16	5305
WGR8DQP	P16PR11	3114	PW16TT	4501	IW16TT	4708	IW16	5305
WGR9DDP			PW16TT	4501	IW16TT	4708	IW16	5305
WK175T1	W20M-US	6036						
WR10DC	W14EPR-U	6011	PW16TT	4501	IW16TT	4708	IW16	5305
WR10F	W14PR-U	6021						
WR10FC	W14PR-U	6021						
WR10FC+	W14PR-U	6021						
WR10FCY	W14PR-U15	5043						
WR10FCY+	W14PR-U15	5043						
WR10FCZ+	W14PR-U15	5043						
WR10FY	W14PR-U15	5043						
WR10LC+	J16CR-U	3256	PW16TT	4501	IW16TT	4708	IW16	5305
WR10LCV+	J16CR-U	3256	PW16TT	4501	IW16TT	4708	IW16	5305
WR11E0	W9LMR-US	6071						
WR11F	W9PR-U	6007						
WR3CTC	W25EBR	3103						
WR4AC	W24FSR	4037					IWF24	5380
WR4CC	W24ESR-U	4033					IW24	5316
WR4CP	W24ESR-U	4033					IW24	5316
WR4DP0							IW24	5316
WR56							IW22	5307
WR5AC	W22FSR	4024					IWF22	5379
WR5AC+	W22FSR	4024					IWF22	5379
WR5BC	W22FP-U	4021					IWF22	5379
WR5BC+	W22FP-U	4021					IWF22	5379
WR5CC	W22ESR-U	3098					IW22	5307
WR5D+	W22EPR-U	3088					IW22	5307
WR5DC	W22EPR-U	3088					IW22	5307
WR5DC+	W22EPR-U	3088					IW22	5307
WR5DP	W22EPR-U	3088					IW22	5307
WR5DP+	W22EPR-U	3088					IW22	5307
WR5DS	W22EPR-U	3088					IW22	5307
WR6BC	W20FPR-U	3070					IWF20	5378

BOSCH	DENSO		PLATINUM TT		IRIDIUM TT		IR POWER / IR RACING	
	PART	STK	PART	STK	PART	STK	PART	STK
WR6BC+	W20FPR-U	3070					IWF20	5378
WR6DC	W20EPR-U	3047	PW20TT	4502	IW20TT	4709	IW20	5306
WR6DC+	W20EPR-U	3047	PW20TT	4502	IW20TT	4709	IW20	5306
WR6DC2	W20EPR-U	3047	PW20TT	4502	IW20TT	4709	IW20	5306
WR6DCX	W20EPR-U11	3049	PW20TT	4502	IW20TT	4709	IW20	5306
WR6DP	PW20TT	4502	PW20TT	4502	IW20TT	4709	IW20	5306
WR6DP+	PW20TT	4502	PW20TT	4502	IW20TT	4709	IW20	5306
WR6DP0	PW20TT	4502	PW20TT	4502	IW20TT	4709	IW20	5306
WR6DP1X	PW20TT	4502	PW20TT	4502	IW20TT	4709	IW20	5306
WR6DPX	PW20TT	4502	PW20TT	4502	IW20TT	4709	IW20	5306
WR6DS	W20EPR-U	3047	PW20TT	4502	IW20TT	4709	IW20	5306
WR6DTC	W20EPBR-S	5067	PW20TT	4502	IW20TT	4709	IW20	5306
WR7AC	W20FSR-U	6053					IWF20	5378
WR7AC+	W20FSR-U	6053					IWF20	5378
WR7B	W20FPR-U	3070					IWF20	5378
WR7BC	W20FPR-U	3070					IWF20	5378
WR7BC+	W20FPR-U	3070					IWF20	5378
WR7BP	W20FPR-U	3070					IWF20	5378
WR7BP+	W20FPR-U	3070					IWF20	5378
WR7CC	W20ESR-U	3057	PW20TT	4502	IW20TT	4709	IW20	5306
WR7CC+	W20ESR-U	3057	PW20TT	4502	IW20TT	4709	IW20	5306
WR7CCX+	W20ESR-U	3057	PW20TT	4502	IW20TT	4709	IW20	5306
WR7CP	W20ESR-U	3057	PW20TT	4502	IW20TT	4709	IW20	5306
WR7CP+	W20ESR-U	3057	PW20TT	4502	IW20TT	4709	IW20	5306
WR7CPX	W20ESR-U	3057	PW20TT	4502	IW20TT	4709	IW20	5306
WR7CPX+	W20ESR-U	3057	PW20TT	4502	IW20TT	4709	IW20	5306
WR7DC	W20EPR-U	3047	PW20TT	4502	IW20TT	4709	IW20	5306
WR7DC+	W20EPR-U	3047	PW20TT	4502	IW20TT	4709	IW20	5306
WR7DCX	W20EPR-U11	3049	PW20TT	4502	IW20TT	4709	IW20	5306
WR7DP	PW20TT	4502	PW20TT	4502	IW20TT	4709	IW20	5306
WR7DP+	PW20TT	4502	PW20TT	4502	IW20TT	4709	IW20	5306
WR7DP1	PW20TT	4502	PW20TT	4502	IW20TT	4709	IW20	5306
WR7DP1X	PW20TT	4502	PW20TT	4502	IW20TT	4709	IW20	5306
WR7DPX	PW20TT	4502	PW20TT	4502	IW20TT	4709	IW20	5306
WR7DPX+	PW20TT	4502	PW20TT	4502	IW20TT	4709	IW20	5306
WR7DS	W20EPR-U	3047	PW20TT	4502	IW20TT	4709	IW20	5306
WR7DTC	W20EPBR-S	5067	PW20TT	4502	IW20TT	4709	IW20	5306
WR7EC	W20SR-U	3076						
WR7LC	J16CR-U	3256	PW16TT	4501	IW16TT	4708	IW16	5305
WR8AC	W16FSR	3033					IWF16	5359
WR8AC+	W16FSR	3033					IWF16	5359
WR8BC	W16FPR-U	4192					IWF16	5359
WR8BC+	W16FPR-U	4192					IWF16	5359
WR8CC	W16ESR-U	3110	PW16TT	4501	IW16TT	4708	IW16	5305
WR8CC+	W16ESR-U	3110	PW16TT	4501	IW16TT	4708	IW16	5305
WR8CP	W16ESR-U	3110	PW16TT	4501	IW16TT	4708	IW16	5305
WR8CP+	W16ESR-U	3110	PW16TT	4501	IW16TT	4708	IW16	5305
WR8DC	W16EPR-U	3021	PW16TT	4501	IW16TT	4708	IW16	5305
WR8DC+	W16EPR-U	3021	PW16TT	4501	IW16TT	4708	IW16	5305
WR8DC4	W16EPR-U	3021	PW16TT	4501	IW16TT	4708	IW16	5305
WR8DCX	W16EPR-U11	3201	PW16TT	4501	IW16TT	4708	IW16	5305

BOSCH	DENSO		PLATINUM TT		IRIDIUM TT		IR POWER / IR RACING	
	PART	STK	PART	STK	PART	STK	PART	STK
WR8DCX+	W16EPR-U11	3201	PW16TT	4501	IW16TT	4708	IW16	5305
WR8DP	PW16TT	4501	PW16TT	4501	IW16TT	4708	IW16	5305
WR8DP+	PW16TT	4501	PW16TT	4501	IW16TT	4708	IW16	5305
WR8DP1	PW16TT	4501	PW16TT	4501	IW16TT	4708	IW16	5305
WR8DP1X	PW16TT	4501	PW16TT	4501	IW16TT	4708	IW16	5305
WR8DPX	PW16TT	4501	PW16TT	4501	IW16TT	4708	IW16	5305
WR8DPX+	PW16TT	4501	PW16TT	4501	IW16TT	4708	IW16	5305
WR8DS	W16EPR-U	3021	PW16TT	4501	IW16TT	4708	IW16	5305
WR8EC	W16S-U	5044						
WR8EC	J16CR-U	3256	PW16TT	4501	IW16TT	4708	IW16	5305
WR8EC+	W16S-U	5044						
WR8FC	W16PR-U	3037						
WR8LC	J16CR-U	3256	PW16TT	4501	IW16TT	4708	IW16	5305
WR8LC+	J16CR-U	3256	PW16TT	4501	IW16TT	4708	IW16	5305
WR91			PW16TT	4501	IW16TT	4708	IW16	5305
WR91X			PW16TT	4501	IW16TT	4708	IW16	5305
WR9DC	W14EPR-U	6011	PW16TT	4501	IW16TT	4708	IW16	5305
WR9DC+	W14EPR-U	6011	PW16TT	4501	IW16TT	4708	IW16	5305
WR9DCX	W14EXR-U11	3014	PW16TT	4501	IW16TT	4708	IW16	5305
WR9DCX+	W14EXR-U11	3014	PW16TT	4501	IW16TT	4708	IW16	5305
WR9DCY	W14EXR-U15	3015						
WR9DCY+	W14EXR-U15	3015						
WR9DP	W14EPR-U	6011	PW16TT	4501	IW16TT	4708	IW16	5305
WR9DP+	W14EPR-U	6011	PW16TT	4501	IW16TT	4708	IW16	5305
WR9DPX+	W14EXR-U11	3014	PW16TT	4501	IW16TT	4708	IW16	5305
WR9DS	W14EPR-U	6011	PW16TT	4501	IW16TT	4708	IW16	5305
WR9EC	W14-US	6033						
WR9EC+	W14-US	6033						
WR9ECO	W14-US	6033						
WR9EC3	W14L	6013						
WR9FC	W14PR-U	6021						
WR9FC+	W14PR-U	6021						
WR9FCY	W14PR-U15	5043						
WR9FP	W14PR-U	6021						
WR9FP+	W14PR-U	6021						
WR9FPY	W14PR-U15	5043						
WR9FPY+	W14PR-U15	5043						
WR9FPZ+	W14PR-U15	5043						
WR9LP	P16PR8	3270	PW16TT	4501	IW16TT	4708	IW16	5305
WR9LP+	P16PR8	3270	PW16TT	4501	IW16TT	4708	IW16	5305
WR9LS	W14EXR-U	3013	PW16TT	4501	IW16TT	4708	IW16	5305
WS12E	W14M-U	6015						
WS5E	W22M-US	6048						
WS5E	W22M-U	6026						
WS5F	W22MP-US	6049						
WS5F	W22MP-U	6027						
WS7E	W20M-U	6022						
WS7E	W20M-US	6036						
WS7F	W20MP-U	6023						
WS8E	W20M-US	6036						

BOSCH	DENSO		PLATINUM TT		IRIDIUM TT		IR POWER / IR RACING	
	PART	STK	PART	STK	PART	STK	PART	STK
WS8F	W20MP-U	6023						
WS9EC	W14M-US	6034						
WSR5F	W22MPR-U	6043						
WSR6F	W22MPR-U	6043						
WSR7F	W20MPR-U10	6032						
WSR8F	W20MPR-U10	6032						
X3CP0	X27ES-U	4114					IX27	5373
X4CC	X24ES-U	4099					IX24	5372
X4CS	X24ES-U	4099					IX24	5372
X4DC	X27EP-U9	4108					IX27B	5377
X5DC	X22EP-U9	4085					IX22B	5375
X5DTC	X22ES-U	4090					IX22	5371
XR2AS	X24FSR-U	4105						
XR2CS	X27ESR-U	4116					IX27	5373
XR4AS	X24FSR-U	4105						
XR4CS	X24ESR-U	4101					IX24	5372
XR4DC	X27EPR-U9	4111					IX27B	5377
XR5CC	X24ESR-U	4101					IX24	5372
XR5DC	X22EPR-U9	4086					IX22B	5375
XR7CC	X22ESR-U	4091					IX22	5371
XR7DC	X22EPR-U9	4086					IX22B	5375
XR8DC	X20EPR-U9	4125						
Y5DDC	XU22EPR-U	3179					IXU22	5308
Y6DC	XU20EPR-U	3178					IXU22	5308
Y6NPP332	SXU22HDR8	3441					IXUH22	5353
Y7MPP33	SXU22HDR8	3441					IXUH22	5353
Y7MPP33	SXU22HDR8	3441					IXUH22	5353
YR5LDE	XU22EPR-U	3179					IXU22	5308
YR6LDE	XU22EPR-U	3179					IXU22	5308
YR7DE	XU20EPR-U	3178					IXU22	5308
YR7MPP33	SXU22HDR8	3441					IXUH22	5353
ZMR5TPP33	ZXU22HCR8	3501						
ZMR5TPP339	ZXU22HCR8	3501						
ZR5TPP33	ZXU22HCR8	3501						
ZR5TPP330A	ZXU22HCR8	3501						
ZR5TPP332	ZXU22HCR8	3501						
ZR5TPP339	ZXU22HCR8	3501						

CHAMPION	DENSO		PLATINUM TT		IRIDIUM TT		IR POWER / IR RACING	
	PART	STK	PART	STK	PART	STK	PART	STK
110	MA20PR-U	5013						
206			PK20TT	4504	IK20TT	4702	IK20	5304
207							IK22	5310
208							IK24	5311
209							IK27	5312
229	GI3-3	6116						
242	GL3-3	6119						
307							IW22	5307
308							IW24	5316

CHAMPION	DENSO		PLATINUM TT		IRIDIUM TT		IR POWER / IR RACING	
	PART	STK	PART	STK	PART	STK	PART	STK
400	T20PR-U	5035	PTF20TT	4510	ITF20TT	4716	ITF20	5331
530	GE3-1	6080						
535	GN3-1A	6098						
620	GN3-1A	6098						
634	GI3-3	6116						
860	MA20PR-U	5013						
870	MA16PR-U	5008						
2095	K16PR-U	3191	PK16TT	4503	IK16TT	4701	IK16	5303
2301	W16EXR-U11	3032	PW16TT	4501	IW16TT	4708	IW16	5305
2322	W14EXR-U11	3014	PW16TT	4501	IW16TT	4708	IW16	5305
2332	W20EPR-U	3047	PW20TT	4502	IW20TT	4709	IW20	5306
2338	K20PR-U	3145	PK20TT	4504	IK20TT	4702	IK20	5304
2412	QJ16HR-U	5018						
2415	W16EPR-U	3021	PW16TT	4501	IW16TT	4708	IW16	5305
2430	K16PR-U11	3130	PK16TT	4503	IK16TT	4701	IK16	5303
3013	PT16TT	4511	PT16TT	4511	IT16TT	4713	IT16	5325
3015	PT16TT	4511	PT16TT	4511	IT16TT	4713	IT16	5325
3018	PTF16TT	4509	PTF16TT	4509	ITF16TT	4715	ITF16	5330
3025	PTF16TT	4509	PTF16TT	4509	ITF16TT	4715	ITF16	5330
3031	PW16TT	4501	PW16TT	4501	IW16TT	4708	IW16	5305
3034	PK16TT	4503	PK16TT	4503	IK16TT	4701	IK16	5303
3071	PQ16TT	4507	PQ16TT	4507	IQ16TT	4706	IQ16	5301
3318	PK20TT	4504	PK20TT	4504	IK20TT	4702	IK20	5304
3322	PW16TT	4501	PW16TT	4501	IW16TT	4708	IW16	5305
3344	PK20TT	4504	PK20TT	4504	IK20TT	4702	IK20	5304
3346	PK20TT	4504	PK20TT	4504	IK20TT	4702	IK20	5304
3401	PT16TT	4511	PT16TT	4511	IT16TT	4713	IT16	5325
3405	PW16TT	4501	PW16TT	4501	IW16TT	4708	IW16	5305
3407	PT16TT	4511	PT16TT	4511	IT16TT	4713	IT16	5325
3408	PT16TT	4511	PT16TT	4511	IT16TT	4713	IT16	5325
3412	QJ16HR-U	5018						
3415	PW20TT	4502	PW20TT	4502	IW20TT	4709	IW20	5306
3436	PK20TT	4504	PK20TT	4504	IK20TT	4702	IK20	5304
3570	PTV16TT	4513	PTV16TT	4513	ITV16TT	4718	ITV16	5338
3983	TJ14R-P15	5071	PT16TT	4511	IT16TT	4713	IT16	5325
4011	MA16PR-U11	5009						
4013	T16EPR-U15	5023	PT16TT	4511	IT16TT	4713	IT16	5325
4018	T20PR-U	5035	PTF20TT	4510	ITF20TT	4716	ITF20	5331
4019	T20PR-U	5035	PTF20TT	4510	ITF20TT	4716	ITF20	5331
4025	T20PR-U11	5036	PTF20TT	4510	ITF20TT	4716	ITF20	5331
4071	K16PR-U11	3130	PK16TT	4503	IK16TT	4701	IK16	5303
4079	T20PR-U15	5037	PTF20TT	4510	ITF20TT	4716	ITF20	5331
4113	T16PR-U11	5026	PTF16TT	4509	ITF16TT	4715	ITF16	5330
4130	MA20PR-U	5013						
4318	K20R-U11	3139	PK20TT	4504	IK20TT	4702	IK20	5304
4401	T16EPR-U15	5023	PT16TT	4511	IT16TT	4713	IT16	5325
4404	W16EXR-U	3031	PW16TT	4501	IW16TT	4708	IW16	5305
4405	W16EXR-U11	3032	PW16TT	4501	IW16TT	4708	IW16	5305
4408	T16EPR-U15	5023	PT16TT	4511	IT16TT	4713	IT16	5325
4412	QJ16HR-U	5018						
4430	K20PR-U	3145	PK20TT	4504	IK20TT	4702	IK20	5304

CHAMPION	DENSO		PLATINUM TT		IRIDIUM TT		IR POWER / IR RACING	
	PART	STK	PART	STK	PART	STK	PART	STK
4434	KJ20CR-L11	3169	PK20TT	4504	IK20TT	4702	IK20L	5358
4436	K16PR-U11	3130	PK16TT	4503	IK16TT	4701	IK16	5303
4983	ZTJ16R10	5090	PT16TT	4511	IT16TT	4713	IT16	5325
5861	W9LM-US	6057						
5883	W22FSR	4024						
7013	PT16EPR-L13	5070	PT16TT	4511	IT16TT	4713	IT16	5325
7015	PT16EPR10	5091	PT16TT	4511	IT16TT	4713	IT16	5325
7018	PTF20TT	4510	PTF20TT	4510	ITF20TT	4716	ITF20	5331
7020	PTJ16R15	5077	PT16TT	4511	IT16TT	4713	IT16	5325
7031	P16R13	3239	PW16TT	4501	IW16TT	4708	IW16	5305
7032					ITL16TT	4717	ITL16	5349
7034	QJ16HR-U	5018						
7071	PK16R11	3134	PK16TT	4503	IK16TT	4701	IK16	5303
7318	PKJ16CR-L11	3246	PK16TT	4503	IK16TT	4701	IK16L	5357
7332	P16R	3004	PW16TT	4501	IW16TT	4708	IW16	5305
7346	PK16PR11	3264	PK16TT	4503	IK16TT	4701	IK16	5303
7401	PT16EPR10	5091	PT16TT	4511	IT16TT	4713	IT16	5325
7407	T16EPR-U	5022	PT16TT	4511	IT16TT	4713	IT16	5325
7408	PT16EPR10	5091	PT16TT	4511	IT16TT	4713	IT16	5325
7436	PKJ20CR-L11	3247	PK20TT	4504	IK20TT	4702	IK20L	5358
7437	PT16VR13	5068	PTV16TT	4513	ITV16TT	4718	ITV16	5338
7440					ITL16TT	4717	ITL16	5349
7570	PT16VR13	5068	PTV16TT	4513	ITV16TT	4718	ITV16	5338
7940	PT16EPR10	5091	PT16TT	4511	IT16TT	4713	IT16	5325
7963	PT16EPR-L13	5070	PT16TT	4511	IT16TT	4713	IT16	5325
7975	K20HR-U11	3381	PKH20TT	4506	IKH20TT	4704	IKH20	5344
7981	PT16VR13	5068	PTV16TT	4513	ITV16TT	4718	ITV16	5338
7983	TJ14R-P15	5071	PT16TT	4511	IT16TT	4713	IT16	5325
9001	IK20TT	4702	PK20TT	4504	IK20TT	4702	IK20	5304
9002	IK20TT	4702	PK20TT	4504	IK20TT	4702	IK20L	5358
9201	IK16TT	4701	PK16TT	4503	IK16TT	4701	IK16	5303
9202	IK16TT	4701	PK16TT	4503	IK16TT	4701	IK16L	5357
9203	QJ16AR-U	3235						
9204	IT16TT	4713	PT16TT	4511	IT16TT	4713	IT16	5325
9402	IT16TT	4713	PT16TT	4511	IT16TT	4713	IT16	5325
9403	ITV16TT	4718	PTV16TT	4513	ITV16TT	4718	ITV16	5338
9404	IT16TT	4713	PT16TT	4511	IT16TT	4713	IT16	5325
9405	IT16TT	4713	PT16TT	4511	IT16TT	4713	IT16	5325
9701	IXU22	5308					IXU22	5308
9702	IXU22	5308					IXU22	5308
9802	IK20TT	4702	PK20TT	4504	IK20TT	4702	IK20	5304
9804	IW16TT	4708	PW16TT	4501	IW16TT	4708	IW16	5305
9805	IK16TT	4701	PK16TT	4503	IK16TT	4701	IK16	5303
9806	IK20TT	4702	PK20TT	4504	IK20TT	4702	IK20	5304
9808	IT16TT	4713	PT16TT	4511	IT16TT	4713	IT16	5325
9901	ITV16TT	4718	PTV16TT	4513	ITV16TT	4718	ITV16	5338
10R12A	XU24EPR-U	3312					IXU24	5309
5834(EZstart)	W20M-US	6036						
5846(EZstart)	W14M-US	6034						
5847(EZstart)	T20M-U	6039						
5851(EZstart)	T22M-U	6041						

CHAMPION	DENSO		PLATINUM TT		IRIDIUM TT		IR POWER / IR RACING	
	PART	STK	PART	STK	PART	STK	PART	STK
A10	X20ES-U	4076						
A52R							IXU01-34	5733
A53C							IXU01-34	5733
A53R							IXU01-34	5733
A54R							IXU01-31	5732
A55C							IXU01-34	5733
A55R							IXU01-34	5733
A57C	X31ES-U	4119					IXU01-31	5732
A57G	X31ES-U	4119					IXU01-31	5732
A57R							IXU01-31	5732
A59C	X27ES-U	4114					IX27	5373
A59G							IX27	5373
A59GC							IX27	5373
A5HC	X24ES-U	4099					IX24	5372
A5YC	X27EP-U9	4108					IX27B	5377
A6	X24ES-U	4099					IX24	5372
A61	X27ES-U	4114					IX27	5373
A61G							IX27	5373
A6G	X24ES-U	4099					IX24	5372
A6GC	X24ES-U	4099					IX24	5372
A6GHC	X24EPR-U9	4096					IX24B	5376
A6HC	X24EP-U9	4093					IX24B	5376
A6Y	X24EP-U9	4093						
A6YC	X24ES-U	4099					IX24	5372
A7HC	X22ES-U	4090					IX22	5371
A8	X22ES-U	4090						
A8HC	X22EP-U9	4085					IX22B	5375
A8Y	X24ES-U	4099					IX24	5372
A8YC	X22EP-U9	4085					IX22B	5375
B7	W14E	6009						
BL11Y	T20P-U	5034	PTF20TT	4510	ITF20TT	4716	ITF20	5331
BL13Y	T16P-U	5024	PTF16TT	4509	ITF16TT	4715	ITF16	5330
BL15Y	T16P-U	5024	PTF16TT	4509	ITF16TT	4715	ITF16	5330
BL16Y	T14PR-U	5020	PTF16TT	4509	ITF16TT	4715	ITF16	5330
BL3							ITF24	5333
BL4							ITF22	5332
BL5							ITF22	5332
BL6	T20R-U	5038	PTF20TT	4510	ITF20TT	4716	ITF20	5331
BL60							ITF27	5334
BL60Y							ITF27	5334
BL62Y							ITF24	5333
BL64Y							ITF24	5333
BL7Y							ITF22	5332
BL8	T20R-U	5038	PTF20TT	4510	ITF20TT	4716	ITF20	5331
BL9Y	T20P-U	5034	PTF20TT	4510	ITF20TT	4716	ITF20	5331
BN12Y	T16EPR-U	5022	PT16TT	4511	IT16TT	4713	IT16	5325
BN14Y	T16EPR-U	5022	PT16TT	4511	IT16TT	4713	IT16	5325
BN3							IT27	5329
BN60Y							IT27	5329
BN63Y							IT24	5328
BN6Y	T22EP-U	5040					IT22	5327

CHAMPION	DENSO		PLATINUM TT		IRIDIUM TT		IR POWER / IR RACING	
	PART	STK	PART	STK	PART	STK	PART	STK
BN7Y	T22EP-U	5040					IT22	5327
BN89Y	T20EP-U	5031	PT20TT	4512	IT20TT	4714	IT20	5326
BN9Y	T20EP-U	5031	PT20TT	4512	IT20TT	4714	IT20	5326
C10YCC	Q20P-U	3125	PQ20TT	4508	IQ20TT	4707	IQ20	5302
C10YCX	Q20P-U	3125	PQ20TT	4508	IQ20TT	4707	IQ20	5302
C11YCC	K16PR-U11	3130	PQ16TT	4507	IQ16TT	4706	IQ16	5301
C12YCC	K16PR-U11	3130	PQ16TT	4507	IQ16TT	4706	IQ16	5301
C279YC							IQ22	5313
C281YC	Q20P-U	3125	PQ20TT	4508	IQ20TT	4707	IQ20	5302
C53C							IK31	5321
C55							IK31	5321
C55C							IK31	5321
C55CX	W16S-U	5044						
C55JC4							IK01-31	5703
C55R							IK02-31	5706
C57							IK31	5321
C57A							IK01-31	5703
C57C							IK31	5321
C57CX	W14-U	6008						
C57JC4							IK01-31	5703
C57R							IK02-31	5706
C57Y							IK31	5321
C57YC							IK31	5321
C59							IK27	5312
C59A							IK01-27	5702
C59C							IK27	5312
C59CX							IK27	5312
C59JC4							IK01-27	5702
C59R							IK02-27	5705
C59Y							IK27	5312
C59YC							IK27	5312
C61C							IK27	5312
C61CX	W9-U	6004						
C61YC							IK27	5312
C63	K24PR-U11	3308					IK24	5311
C63C	K24PR-U11	3308					IK24	5311
C63CX	W9-U	6004						
C63YC	K24PR-U11	3308					IK24	5311
C63YCC	K24PR-U11	3308					IK24	5311
C6BMC	K22PBR-S	5062					IK22	5310
C6BYC	K22PB	5069					IK22	5310
C6BYC4	K22PB	5069					IK22	5310
C6VPYC	K22PR-U	3165					IK22	5310
C6YC							IK22	5310
C6YCC	K22PR-U	3165					IK22	5310
C6YCX	K22PR-U	3165					IK22	5310
C7BMC	K22PBR-S	5062					IK22	5310
C7GY	K22PR-U	3165					IK22	5310
C7Y							IQ22	5313
C7YC	K22PR-U	3165					IK22	5310
C7YCC	K22PR-U	3165					IK22	5310

CHAMPION	DENSO		PLATINUM TT		IRIDIUM TT		IR POWER / IR RACING	
	PART	STK	PART	STK	PART	STK	PART	STK
C7YCX	K22PR-U	3165					IK22	5310
C9BMC	K20TXR	5063	PK20TT	4504	IK20TT	4702	IK20	5304
C9BYC	K20PBR	5060	PK20TT	4504	IK20TT	4702	IK20	5304
C9GY	K20PR-U11	3121	PK20TT	4504	IK20TT	4702	IK20	5304
C9MCC	KJ16CR11	3131	PK16TT	4503	IK16TT	4701	IK16L	5357
C9Y	Q20P-U	3125	PQ20TT	4508	IQ20TT	4707	IQ20	5302
C9YC	Q20P-U	3125	PQ20TT	4508	IQ20TT	4707	IQ20	5302
C9YC4	Q20PR-U11	3008	PQ20TT	4508	IQ20TT	4707	IQ20	5302
C9YCC	Q20P-U	3125	PQ20TT	4508	IQ20TT	4707	IQ20	5302
C9YCX	Q20P-U	3125	PQ20TT	4508	IQ20TT	4707	IQ20	5302
CH182	T16R-U	5029	PTF16TT	4509	ITF16TT	4715	ITF16	5330
CJ11	W14M-U	6015						
CJ11	W14M-US	6034						
CJ14	W14M-U	6015						
CJ14	W14M-US	6034						
CJ3	W22M-U	6026						
CJ4	W22M-U	6026						
CJ4	W22M-US	6048						
CJ6	W22M-U	6026						
CJ6	W22M-US	6048						
CJ6Y	W22MP-U	6027						
CJ6Y	W22MP-US	6049						
CJ7Y	W22MP-U	6027						
CJ7Y	W22MP-US	6049						
CJ8	W20M-U	6022						
CJ8	W20M-US	6036						
CJ86	W20M-U	6022						
CJ8S	X22EPR-U9	4086					IX22B	5375
CJ8Y	W20MP-U	6023						
CJ8YS	X22EPR-U9	4086					IX22B	5375
D10	M17	5002						
D14	L14-U	5000						
D14	M14	5001						
D14N	L14-U	5000						
D15Y	L14-U	5000						
D15Y	M14	5001						
D16	L14-U	5000						
D16J	L14-U	5000						
D18Y	L14-U	5000						
D18Y	M14	5001						
D21	L14-U	5000						
D21	M14	5001						
D23	L14-U	5000						
D23	M14	5001						
D6	M24S	5004						
D78Y	M24S	5004						
D9	M22	5003						
D9J	M22	5003						
DJ6J	T22M-U	6041						
DJ6Y	T22MP-U	6042						
DJ7J	T20M-U	6039						

CHAMPION	DENSO		PLATINUM TT		IRIDIUM TT		IR POWER / IR RACING	
	PART	STK	PART	STK	PART	STK	PART	STK
DJ7Y	T20MP-U	6040						
DJ8J	T20M-U	6039						
EON3	T20EPR-U	5032	PT20TT	4512	IT20TT	4714	IT20	5326
EON4	PT16VR13	5068	PTV16TT	4513	ITV16TT	4718	ITV16	5338
EON5	W20EPR-U	3047	PW20TT	4502	IW20TT	4709	IW20	5306
F10	MA20PR-U	5013						
F10C	MA20PR-U	5013						
F11Y	MA16P-U	5007						
F11YC	MA16P-U	5007						
F121503							IK24	5311
F14Y	MA9P-U	5005						
F14YC	MA9P-U	5005						
F62Y	MA16P-U	5007						
F7Y	MA20P-U	5012						
F7YC	MA20P-U	5012						
F7YCC	MA20P-U	5012						
F81Y	MA16P-U	5007						
F83Y	MA16P-U	5007						
F9Y	MA20P-U	5012						
F9YC	MA20P-U	5012						
FN14LY	QJ16HR-U	5018						
G1	U27ES-N	4128						
G2	U24ESR-N	4126					IU24	5362
G53C							IU01-34	5737
G54R							IU01-31	5736
G54V	RU01-31	5739						
G55	U31ESR-N	4187					IU31	5364
G55C	U31ESR-N	4187					IU31	5364
G55R							IU01-31	5736
G57C	U31ESR-N	4187					IU31	5364
G57R							IU01-31	5736
G58	U27ES-N	4128					IU27	5363
G59C	U27ES-N	4128					IU27	5363
G59R							IU27	5363
G61	U27ES-N	4128					IU27	5363
G63	U24ESR-N	4126					IU24	5362
G7C	U22ES-N	4137					IU22	5361
G1	U27ES-N	4128					IU27	5363
H03	W20S-U	3075						
H10	W16LS	3035						
H10C	W14L	6013						
H10C	W16LS	3035						
H10J	W14L	6013						
H11	W14L	6013						
H12	W14L	6013						
H14Y	W14L	6013						
H8	W16LS	3035						
H81	W16LS	3035						
H8C	W16LS	3035						
H8J	W16LS	3035						
J10	W20S-U	3075						

CHAMPION	DENSO		PLATINUM TT		IRIDIUM TT		IR POWER / IR RACING	
	PART	STK	PART	STK	PART	STK	PART	STK
J10Y	W20P-U	5045						
J11	W14-US	6033						
J11C	W9-U	6004						
J11J	W9-U	6004						
J11Y	W16P-U	3036						
J12C	W9-U	6004						
J12J	W9-U	6004						
J12YC	W16P-U	3036						
J13Y	W14P-U	6020						
J14J	W9-U	6004						
J14Y	W14PR-U	6021						
J14YC	W14P-U	6020						
J17LM	W14LM-US	6035						
J18Y	W9PR-U	6007						
J18YC	W9P-U	6006						
J19LM	W9LM-US	6057						
J2J	W27S-U	4055						
J4	W24S-U	4040						
J4C	W24S-U	4040						
J4J	W24S-U	4040						
J5	W22S-U	4027						
J6	W20S-U	3075						
J63Y	W22S-U	4027						
J6C	W20S-U	3075						
J6J	W20S-U	3075						
J7	W16S-U	5044						
J7J	W16S-U	5044						
J8	W14-US	6033						
J8C	W14-US	6033						
J8C	W14-U	6008						
J8CS	W20FPR-U	3070					IWF20	5378
J8J	W14-U	6008						
J8J	W14-US	6033						
K13	M14	5001						
K15J	M14	5001						
K3G	M24S	5004						
K5G	M24S	5004						
K7	M24S	5004						
K8	M22	5003						
K8G	M24S	5004						
K9	M22	5003						
KB75N	GL3-3	6119						
KB77WPCC	GL3-3	6116						
L10	W14F-U	4012						
L11YC	W16FP-U	4019					IWF16	5359
L12Y	W16FP-U	4019					IWF16	5359
L14	W14F-U	4012						
L15Y	W9FP	4011						
L19V	SF50	6001						
L20V	SF50	6001						
L288	W16FS-U	3034					IWF16	5359

CHAMPION	DENSO		PLATINUM TT		IRIDIUM TT		IR POWER / IR RACING	
	PART	STK	PART	STK	PART	STK	PART	STK
L2G	W27FS-U	4052					IWF27	5381
L3G	W24FS-U	4038					IWF24	5380
L4G	W22FS-U	4025					IWF22	5379
L4J	W27FS-U	4052					IWF27	5381
L5	W22FS-U	4025					IWF22	5379
L55G	W31FS	4065						
L57R							IWF27	5381
L58R							IWF27	5381
L5YC	W24FPR-L	4183					IWF24	5380
L60R							IWF24	5380
L61Y	W24FPR-L	4183					IWF24	5380
L62R							IWF24	5380
L64Y	W22FP-U	4021					IWF22	5379
L66Y	W20FP-U	3068					IWF20	5378
L6G	W22FS-U	4025					IWF22	5379
L6VC	SF50	6001						
L70	W20FS-U	3073						
L70V	SF50	6001						
L76V	SF50	6001						
L77J	W27FS-U	4052					IWF27	5381
L77J4	W27FS-U10	6028					IWF27	5381
L77JC	W27FS-U	4052					IWF27	5381
L77JC4	W27FS-U10	6028					IWF27	5381
L77V	SF50	6001						
L78	W24FS-U	4038					IWF24	5380
L78C	W24FS-U	4038					IWF24	5380
L78C	TR24	6060					IWF24	5380
L78V	SF51	6002						
L78Y	W24FPR-L	4183					IWF24	5380
L78YC	W24FPR-L	4183					IWF24	5380
L78YC6							IWF24	5380
L7J	W22FS-U	4025					IWF22	5379
L7YC	W22FP-U	4021					IWF22	5379
L7YC4	W22FP-U10	4168					IWF22	5379
L81	W22FS-U	4025						
L81Y	W22FP-U	4021					IWF22	5379
L82	W20FS-U	3073						
L82C	TR22	6051					IWF22	5379
L82C	W22FS-U	4025					IWF22	5379
L82Y	W22FP-U	4021					IWF22	5379
L82YC	W22FP-U	4021					IWF22	5379
L82YCC	W22FP-U	4021					IWF22	5379
L85	W20FS-U	3073					IWF20	5378
L85C	TR20	6054					IWF20	5378
L85C	W20FS-U	3073					IWF20	5378
L86	W16FS-U	3034					IWF16	5359
L86C	W16FS-U	3034					IWF16	5359
L86CC	W16FS-U	3034					IWF16	5359
L87R							IWF27	5381
L87Y	W20FP-U	3068					IWF20	5378
L87YC	W20FP-U	3068					IWF20	5378

CHAMPION	DENSO		PLATINUM TT		IRIDIUM TT		IR POWER / IR RACING	
	PART	STK	PART	STK	PART	STK	PART	STK
L87YCC	W20FP-U	3068					IWF20	5378
L88A	W16FS-U	3034					IWF16	5359
L89CM	W16FS-U	3034					IWF16	5359
L90	W16FS-U	3034						
L90C	W16FS-U	3034					IWF16	5359
L92Y	W16FP-U	4019					IWF16	5359
L92YC	W16FP-U	4019					IWF16	5359
L95Y	W9FP	4011						
L95YC	W9FP	4011						
L9G	W20FS-U	3073					IWF20	5378
L9J	W20FS-U	3073					IWF20	5378
L9YC	W20FP-U	3068					IWF20	5378
M82N	W14PR-U	6021						
N1	W31ES-U	4062					IW31	5319
N10PY	W20EP-U	3043	PW20TT	4502	IW20TT	4709	IW20	5306
N10Y	W20EP-U	3043	PW20TT	4502	IW20TT	4709	IW20	5306
N10Y	W20EX-U	3062	PW20TT	4502	IW20TT	4709	IW20	5306
N10Y4	W20EP-U11	3109	PW20TT	4502	IW20TT	4709	IW20	5306
N10Y4	W20EX-U11	3063	PW20TT	4502	IW20TT	4709	IW20	5306
N11Y	W16EP-U	3018	PW16TT	4501	IW16TT	4708	IW16	5305
N11YC	W16EP-U	3018	PW16TT	4501	IW16TT	4708	IW16	5305
N11YC	W16EX-U	3027	PW16TT	4501	IW16TT	4708	IW16	5305
N11YC4	W16EX-U11	3028	PW16TT	4501	IW16TT	4708	IW16	5305
N11YCC	W16EP-U	3018	PW16TT	4501	IW16TT	4708	IW16	5305
N12Y	W16EP-U	3018	PW16TT	4501	IW16TT	4708	IW16	5305
N12YC	W16EP-U	3018	PW16TT	4501	IW16TT	4708	IW16	5305
N12YC	W16EX-U	3027	PW16TT	4501	IW16TT	4708	IW16	5305
N12YCC	W16EP-U	3018	PW16TT	4501	IW16TT	4708	IW16	5305
N13L	J16BR-U	3001						
N13Y	W16EP-U	3018	PW16TT	4501	IW16TT	4708	IW16	5305
N14LY	J16HR-U10	4124						
N14Y	W16EP-U	3018	PW16TT	4501	IW16TT	4708	IW16	5305
N16Y	W14EP-U	6010	PW16TT	4501	IW16TT	4708	IW16	5305
N16YC	W14EP-U	6010	PW16TT	4501	IW16TT	4708	IW16	5305
N178B							IRE01-27	5719
N179BC							IRE01-27	5719
N180B							IRE01-27	5719
N1C	W27ES-U	4046					IW27	5317
N2	W27ES-U	4046					IW27	5317
N21	W14E	6009						
N279Y	W22EP-U	3085					IW22	5307
N279YC	W22EP-U	3085					IW22	5307
N281YC	W20EP-U	3043	PW20TT	4502	IW20TT	4709	IW20	5306
N288	W20ES-U	3051	PW20TT	4502	IW20TT	4709	IW20	5306
N2C	W27ES-U	4046					IW27	5317
N2G	W27ES-U	4046					IW27	5317
N3	W24ES-U	4030					IW24	5316
N3C	W24ES-U	4030					IW24	5316
N3CX	W24ES-U	4030					IW24	5316
N3G	W24ES-U	4030					IW24	5316
N4	W22ES-U	3093					IW22	5307

CHAMPION	DENSO		PLATINUM TT		IRIDIUM TT		IR POWER / IR RACING	
	PART	STK	PART	STK	PART	STK	PART	STK
N4C	W22ES-U	3093					IW22	5307
N4G	W22ES-U	3093					IW22	5307
N4YC	W22EP-U	3085					IW22	5307
N5	W20ES-U	3051	PW20TT	4502	IW20TT	4709	IW20	5306
N52R							IW01-34	5718
N54R							IW34	5320
N55G							IW34	5320
N57	W31ES-U	4062					IW31	5319
N57G	W31ES-U	4062					IW31	5319
N57R							IW31	5319
N59G	W29ES-V	4058					IW29	5318
N5C	W20ES-U	3051	PW20TT	4502	IW20TT	4709	IW20	5306
N5G	W20ES-U	3051	PW20TT	4502	IW20TT	4709	IW20	5306
N5YC	W20EP-U	3043	PW20TT	4502	IW20TT	4709	IW20	5306
N6	W16ES-U	3025	PW16TT	4501	IW16TT	4708	IW16	5305
N60	W27ES-U	4046					IW27	5317
N60R							IW29	5318
N60Y							IW27	5317
N61YD							IW27	5317
N62R							IW27	5317
N63Y							IW27	5317
N64Y	W24EP-U	4028					IW24	5316
N65Y	W22EP-U	3085					IW22	5307
N66Y	W20EP-U	3043	PW20TT	4502	IW20TT	4709	IW20	5306
N6BYC	W22EPB	5066					IW22	5307
N6GY	W24EPR-U	4136					IW24	5316
N6Y	W24EP-U	4028					IW24	5316
N6YC	W24EP-U	4028					IW24	5316
N6YCC	W24EP-U	4028					IW24	5316
N6YCX	W24EP-U	4028					IW24	5316
N7	W16ES-U	3025	PW16TT	4501	IW16TT	4708	IW16	5305
N74C	W22ES-U	3093					IW22	5307
N79Y	W22EP-U	3085					IW22	5307
N7BMC	W20ETR-L	3277	PW20TT	4502	IW20TT	4709	IW20	5306
N7BYC	W22EPB	5066					IW22	5307
N7C	W22ES-U	3093					IW22	5307
N7GY	W22EP-U	3085					IW22	5307
N7Y	W22EP-U	3085					IW22	5307
N7YC	W22EP-U	3085					IW22	5307
N7YC4	W22EP-U11	3200					IW22	5307
N7YCC	W22EP-U	3085					IW22	5307
N7YCX	W22EP-U	3085					IW22	5307
N8	W14E	6009						
N80							IW34	5320
N80G							IW34	5320
N82	W29ES-V	4058					IW29	5318
N82G	W31ES-U	4062					IW31	5319
N82S	W32EPT	6904					IW31	5319
N84	W27ES-V	4047					IW27	5317
N84G	W29ES-V	4058					IW29	5318
N86	W24ES-V	4034					IW24	5316

CHAMPION	DENSO		PLATINUM TT		IRIDIUM TT		IR POWER / IR RACING	
	PART	STK	PART	STK	PART	STK	PART	STK
N86G	W27ES-U	4046					IW27	5317
N87	W24ES-U	4030					IW24	5316
N87G	W24ES-U	4030					IW24	5316
N88	W16ES-U	3025	PW16TT	4501	IW16TT	4708	IW16	5305
N89Y	W16EP-U	3018	PW16TT	4501	IW16TT	4708	IW16	5305
N8GY	W20EP-U	3043	PW20TT	4502	IW20TT	4709	IW20	5306
N8L	J16BR-U	3001						
N8Y	W20EP-U	3043	PW20TT	4502	IW20TT	4709	IW20	5306
N92Y	W14EP-U	6010	PW16TT	4501	IW16TT	4708	IW16	5305
N9BMC	W20ETR-L	3277	PW20TT	4502	IW20TT	4709	IW20	5306
N9BYC	W20EPB	5065	PW20TT	4502	IW20TT	4709	IW20	5306
N9BYC4	W20EPB	5065	PW20TT	4502	IW20TT	4709	IW20	5306
N9Y	W20EP-U	3043	PW20TT	4502	IW20TT	4709	IW20	5306
N9YC	W20EP-U	3043	PW20TT	4502	IW20TT	4709	IW20	5306
N9YC	W20EX-U	3062	PW20TT	4502	IW20TT	4709	IW20	5306
N9YC4	W20EP-U11	3109	PW20TT	4502	IW20TT	4709	IW20	5306
N9YC4	W20EX-U11	3063	PW20TT	4502	IW20TT	4709	IW20	5306
N9YCC	W20EP-U	3043	PW20TT	4502	IW20TT	4709	IW20	5306
N9YCE	W16EP-U	3018	PW16TT	4501	IW16TT	4708	IW16	5305
N9YCX	W20EP-U	3043	PW20TT	4502	IW20TT	4709	IW20	5306
OBL9Y	T20PR-U	5035	PTF20TT	4510	ITF20TT	4716	ITF20	5331
OE005	Q20PR-U	3007	PQ20TT	4508	IQ20TT	4707	IQ20	5302
OE029	PT16VR13	5068	PTV16TT	4513	ITV16TT	4718	ITV16	5338
OJ12Y	W16PR-U	3037						
ON11Y	W16EPR-U	3021	PW16TT	4501	IW16TT	4708	IW16	5305
ON12Y	W16EPR-U	3021	PW16TT	4501	IW16TT	4708	IW16	5305
ON3	W24ESR-U	4033						
P10Y	X20FS-U	4078						
P7	X24FS-U	4103						
P7G	X24FS-U	4103						
P82M	W22FS-U	4025					IWF22	5379
P86M	W16FS-U	3034					IWF16	5359
P8G	X20FS-U	4078						
P8Y	X20FS-U	4078						
P-A5HC	X24ES-U	4099					IX24	5372
P-A7HC	X22ES-U	4090					IX22	5371
P-G2PHP							IU01-24	5734
P-G4PHP							IU22	5361
P-G7C	U22ES-N	4137					IU22	5361
P-L11YC	W16FP-U	4019					IWF16	5359
P-L5YC	W24FPR-L	4183					IWF24	5380
P-L7YC	W22FP-U	4021					IWF22	5379
P-L7YC4	W22FP-U10	4168					IWF22	5379
P-L9YC	W20FP-U	3068					IWF20	5378
P-N5C	W24ES-U	4030					IW24	5316
P-N5YC	W24EP-U	4028					IW24	5316
P-N7C	W22ES-U	3093					IW22	5307
P-RL5SC							IWF24	5380
P-RL9SC	W20FPR-L	3069					IWF20	5378
P-Z7HC	U22FS-U	4006					IUF22	5383
P-Z9HC	U20FS-U	4002						

CHAMPION	DENSO		PLATINUM TT		IRIDIUM TT		IR POWER / IR RACING	
	PART	STK	PART	STK	PART	STK	PART	STK
QC10PEPB	PKJ20CR8	3173	PK20TT	4504	IK20TT	4702	IK20L	5358
QC12PEPB	PKJ16CR8	3175	PK16TT	4503	IK16TT	4701	IK16L	5357
QC12YC	Q16PR-U	3137	PQ16TT	4507	IQ16TT	4706	IQ16	5301
QC57							IK31	5321
QC57C							IK31	5321
QC59							IK27	5312
QC59C							IK27	5312
QC59YC							IK27	5312
QC61YC							IK27	5312
QC9MC4	KJ20CR-L11	3169	PK20TT	4504	IK20TT	4702	IK20L	5358
QL16V	SF24	6038						
QL55	W31FS	4065						
QL57	IWF27	5381						
QL6VC	SF50	6001						
QL76V	SF50	6001						
QL77CC	W27FSR	4054					IWF27	5381
QL77J	W27FSR	4054					IWF27	5381
QL77J4	W27FSR-U10	6055					IWF27	5381
QL77JC	W27FSR	4054					IWF27	5381
QL77JC4	W27FSR-U10	6055					IWF27	5381
QL78C	W24FSR	4037					IWF24	5380
QL78V	SF51	6002						
QL78YC	W24FPR	4188					IWF24	5380
QL78YC6	W24FPR-U10	6058					IWF24	5380
QL7J	W22FSR	4024					IWF22	5379
QL7J5	W20FSR-U	6053						
QL81Y	W22FPR-U	4022					IWF22	5379
QL82C	W22FSR	4024					IWF22	5379
QL82YC	W22FPR-U	4022					IWF22	5379
QL86	W20FSR-U	6053						
QL86C	W20FSR-U	6053					IWF20	5378
QL87C	W20FSR-U	6053					IWF20	5378
QL87YC	W20FPR-U	3070					IWF20	5378
QN2	W27ESR-U	4045					IW27	5317
QN2C	W27ESR-U	4045					IW27	5317
QN2G	W27ESR-U	4045					IW27	5317
QN3	W24ESR-U	4033						
QN3C	W24ESR-U	4033					IW24	5316
QN3G	W24ESR-U	4033					IW24	5316
QN53VS	W32Ept	6904					IW31	5319
QN84	W27ESR-V	4049					IW27	5317
QN86	W24ESR-V	4035					IW24	5316
QN86C	W24ESR-V	4035					IW24	5316
R10	X20ES-U	4076						
R55C	T22EP-U	5040						
R59YC	T20EPR-U	5032	PT20TT	4512	IT20TT	4714	IT20	5326
R59YCC	T20EPR-U	5032	PT20TT	4512	IT20TT	4714	IT20	5326
R6	X24ES-U	4099					IX24	5372
R6G							IX24	5372
R8	X22ES-U	4090					IX22	5371
RA2HC	X27ESR-U	4116					IX27	5373

CHAMPION	DENSO		PLATINUM TT		IRIDIUM TT		IR POWER / IR RACING	
	PART	STK	PART	STK	PART	STK	PART	STK
RA4GHC	XU27EPR-U	3313					IXU24	5309
RA4HC	XU27EPR-U	3313					IXU27	5337
RA4HCC	XU27EPR-U	3313					IXU27	5337
RA4HCX	XU27EPR-U	3313					IXU27	5337
RA4PHP							IXU01-24	5734
RA4YC	X27ESR-U	4116					IX27	5373
RA59GC	X27ESR-U	4116					IX27	5373
RA59PP	X27ESR-U	4116					IX27	5373
RA6	X24ESR-U	4101						
RA6HC	X24EPR-U9	4096					IX24B	5376
RA6Y	XU24EPR-U	3312					IXU24	5309
RA6YC	XU24EPR-U	3312					IXU24	5309
RA8GHC	X22EPR-U9	4086					IX22B	5375
RA8HC	X22EPR-U9	4086					IX22B	5375
RA8Y	X22EPR-U9	4086					IX22B	5375
RA8YC	X22EPR-U9	4086					IX22B	5375
RAX92C	X27ESR-U	4116					IX27	5373
RAX92DC	X27ETR	4130					IX27	5373
RAX92YC	X27EPR-U9	4111					IX27B	5377
RAX94C	X24ESR-U	4101					IX24	5372
RAX94YC	X24EPR-U9	4096					IX24B	5376
RAX96C	X22ESR-U	4091					IX22	5371
RAX96YC	X22EPR-U9	4086					IX22B	5375
RB75PP	W14L	6013						
RB75WPC	GL3-3	6119						
RB75WPCC	GL3-3	6119						
RB76PP	GI3-3	6116						
RB77WPC	GI3-5	6117						
RB77WPC	GI3-1	6115						
RB77WPCC	GI3-3	6116						
RBL11Y	T20PR-U	5035	PTF20TT	4510	ITF20TT	4716	ITF20	5331
RBL11Y4	T20PR-U11	5036	PTF20TT	4510	ITF20TT	4716	ITF20	5331
RBL11Y6	T20PR-U15	5037	PTF20TT	4510	ITF20TT	4716	ITF20	5331
RBL12	T16R-U	5029	PTF16TT	4509	ITF16TT	4715	ITF16	5330
RBL12-6	T16R-U15	5030	PTF16TT	4509	ITF16TT	4715	ITF16	5330
RBL13Y	T16PR-U	5025	PTF16TT	4509	ITF16TT	4715	ITF16	5330
RBL13Y6	T16PR-U15	5027	PTF16TT	4509	ITF16TT	4715	ITF16	5330
RBL15Y	T16PR-U	5025	PTF16TT	4509	ITF16TT	4715	ITF16	5330
RBL15Y4	T16PR-U11	5026	PTF16TT	4509	ITF16TT	4715	ITF16	5330
RBL15Y6	T16PR-U15	5027	PTF16TT	4509	ITF16TT	4715	ITF16	5330
RBL15Y8	T16PR-U15	5027	PTF16TT	4509	ITF16TT	4715	ITF16	5330
RBL16Y	T14PR-U	5020	PTF16TT	4509	ITF16TT	4715	ITF16	5330
RBL17Y6	T14PR-U15	5021	PTF16TT	4509	ITF16TT	4715	ITF16	5330
RBL8	T20R-U	5038	PTF20TT	4510	ITF20TT	4716	ITF20	5331
RBL8-6	T20R-U	5038	PTF20TT	4510	ITF20TT	4716	ITF20	5331
RBL9Y	T20PR-U	5035	PTF20TT	4510	ITF20TT	4716	ITF20	5331
RBN12Y	T16EPR-U	5022	PT16TT	4511	IT16TT	4713	IT16	5325
RBN13Y	T16EPR-U	5022	PT16TT	4511	IT16TT	4713	IT16	5325
RBN9GY			PT20TT	4512	IT20TT	4714	IT20	5326
RBN9Y	T20EPR-U	5032	PT20TT	4512	IT20TT	4714	IT20	5326
RC10DMC	K20TXR	5063	PK20TT	4504	IK20TT	4702	IK20	5304

CHAMPION	DENSO		PLATINUM TT		IRIDIUM TT		IR POWER / IR RACING	
	PART	STK	PART	STK	PART	STK	PART	STK
RC10ECC	KJ20CR11	3133	PK20TT	4504	IK20TT	4702	IK20L	5358
RC10MC4	KJ16CR-L11	3132	PK16TT	4503	IK16TT	4701	IK16L	5357
RC10MPMA	PKJ16CR8	3175	PK16TT	4503	IK16TT	4701	IK16L	5357
RC10PYC	PK16TT	4503	PK16TT	4503	IK16TT	4701	IK16	5303
RC10PYCB4	PT20TT	4512	PT20TT	4512	IT20TT	4714	IT20	5326
RC10PYP4	PK16PR11	3264	PK16TT	4503	IK16TT	4701	IK16	5303
RC10PYPB4	PK16PR11	3264	PK16TT	4503	IK16TT	4701	IK16	5303
RC10VTYC4	K20PBR-S10	5061						
RC10WYPB4	SK16PR-L11	3395	PK16TT	4503	IK16TT	4701	IK16	5303
RC10YC	K16PR-U	3191	PK16TT	4503	IK16TT	4701	IK16	5303
RC10YC4	K16PR-U11	3130	PK16TT	4503	IK16TT	4701	IK16	5303
RC10YCC	K16PR-U	3191	PK16TT	4503	IK16TT	4701	IK16	5303
RC10YCC4	K16PR-U11	3130	PK16TT	4503	IK16TT	4701	IK16	5303
RC10YP4	PK20TT	4504	PK20TT	4504	IK20TT	4702	IK20	5304
RC11LCC4	QJ16AR-U	3235						
RC11PYP64	PK20PR11	3168	PK20TT	4504	IK20TT	4702	IK20	5304
RC11PYPB4	PK16PR11	3264	PK16TT	4503	IK16TT	4701	IK16	5303
RC11PYPB4	PK16PR-L11	3275	PK16TT	4503	IK16TT	4701	IK16	5303
RC11ZYC4	K16GPR-U11	3135						
RC12ECC	QJ16HR-U	5018						
RC12LC4	QJ16AR-U	3235						
RC12LYC	QJ16HR-U	5018						
RC12LYC5	KJ16CR11	3131	PK16TT	4503	IK16TT	4701	IK16L	5357
RC12MC4	KJ16CR11	3131	PK16TT	4503	IK16TT	4701	IK16L	5357
RC12MC4	KJ16CR-L11	3132	PK16TT	4503	IK16TT	4701	IK16L	5357
RC12MC5	KJ16CR11	3131	PK16TT	4503	IK16TT	4701	IK16L	5357
RC12MC6	KJ16CR11	3131	PK16TT	4503	IK16TT	4701	IK16L	5357
RC12MCC	K16R-U	3119	PK16TT	4503	IK16TT	4701	IK16	5303
RC12MCC4	KJ16CR-L11	3132	PK16TT	4503	IK16TT	4701	IK16	5303
RC12PEC5	QJ16HR-U	5018						
RC12PLPC4	PK16PR11	3264	PK16TT	4503	IK16TT	4701	IK16	5303
RC12PYP	PK16R8	3301	PK16TT	4503	IK16TT	4701	IK16	5303
RC12PYP3	PK16R11	3134	PK16TT	4503	IK16TT	4701	IK16	5303
RC12YC	K16PR-U	3191	PK16TT	4503	IK16TT	4701	IK16	5303
RC12YC4	K16PR-U11	3130	PK16TT	4503	IK16TT	4701	IK16	5303
RC12YC5	Q16PR-U15	5017	PQ16TT	4507	IQ16TT	4706	IQ16	5301
RC12YCC4	K16PR-U11	3130	PK16TT	4503	IK16TT	4701	IK16	5303
RC12YCE	K16PR-U	3191	PK16TT	4503	IK16TT	4701	IK16	5303
RC14E5	KJ14CR-L11	3167	PK16TT	4503	IK16TT	4701	IK16	5303
RC14YC	K16PR-U	3191	PK16TT	4503	IK16TT	4701	IK16	5303
RC10PYP4	PK16PR11	3264	PK16TT	4503	IK16TT	4701	IK16	5303
RC279YC	Q22PR-U	3010				IQ22	5313	
RC281YC	Q20PR-U	3007	PQ20TT	4508	IQ20TT	4707	IQ20	5302
RC57C							IK31	5321
RC59C							IK27	5312
RC59YC							IK27	5312
RC61YC							IK27	5312
RC6BMC	K22PBR-S	5062					IK22	5310
RC6PYP	PK22PR8	3273					IK22	5310
RC6VPYC	K22PR-U	3165					IK22	5310
RC6YC	K22PR-U	3165					IK22	5310

CHAMPION	DENSO		PLATINUM TT		IRIDIUM TT		IR POWER / IR RACING	
	PART	STK	PART	STK	PART	STK	PART	STK
RC6YCC	K22PR-U	3165					IK22	5310
RC78PYP	GK3-5A	6106						
RC78PYP	GK3-5	6104						
RC78PYP	GK3-1A	6082						
RC7BMC	K22PBR-S	5062					IK22	5310
RC7BYC	K22PBR-S	5062					IK22	5310
RC7BYC4	K22PBR-S	5062					IK22	5310
RC7GYC	K22PR-U	3165					IK22	5310
RC7MCC	KJ22CR-L8	3296					IK22	5310
RC7PYCB4	PK22PR11	3265					IK22	5310
RC7PYCBX	W22FPR-U	4022					IWF22	5379
RC7Y	K22PR-U	3165					IK22	5310
RC7YC	K22PR-U	3165					IK22	5310
RC7YC3	K22PR-U	3165					IK22	5310
RC7YC4	K22PR-U11	3192					IK22	5310
RC7YCC	K22PR-U	3165					IK22	5310
RC7YCC4	K22PR-U11	3192					IK22	5310
RC7YCX	K22PR-U	3165					IK22	5310
RC87PYC	PK20TT	4504	PK20TT	4504	IK20TT	4702	IK20	5304
RC87YC	K20PR-U	3145	PK20TT	4504	IK20TT	4702	IK20	5304
RC87YCC	K20PR-U	3145	PK20TT	4504	IK20TT	4702	IK20	5304
RC87YCL	K20PR-U	3145	PK20TT	4504	IK20TT	4702	IK20	5304
RC89PYC	PK16TT	4503	PK16TT	4503	IK16TT	4701	IK16	5303
RC89TMC	K20TXR	5063	PK20TT	4504	IK20TT	4702	IK20	5304
RC89YCC	K16PR-U	3191	PK16TT	4503	IK16TT	4701	IK16	5303
RC8BYC	K20TNR	3304	PK20TT	4504	IK20TT	4702	IK20	5304
RC8DMC	K20TXR	5063	PK20TT	4504	IK20TT	4702	IK20	5304
RC8MCC	KJ20CR-L11	3169	PK20TT	4504	IK20TT	4702	IK20L	5358
RC8MPMA	PKJ20CR8	3173	PK20TT	4504	IK20TT	4702	IK20L	5358
RC8PYP	PK20PR-P8	3245	PK20TT	4504	IK20TT	4702	IK20	5304
RC8PYP4	PK20PR11	3168	PK20TT	4504	IK20TT	4702	IK20	5304
RC8PYPB4	PK20PR11	3168	PK20TT	4504	IK20TT	4702	IK20	5304
RC8PYX	PK20TT	4504	PK20TT	4504	IK20TT	4702	IK20	5304
RC8TYC	K20PBR-S10	5061	PK20TT	4504	IK20TT	4702	IK20	5304
RC8VTYC	K20PBR-S10	5061	PK20TT	4504	IK20TT	4702	IK20	5304
RC8VTYC4	K20PBR-S10	5061	PK20TT	4504	IK20TT	4702	IK20	5304
RC8YC	K20PR-U	3145	PK20TT	4504	IK20TT	4702	IK20	5304
RC8YC4	K20PR-U11	3121	PK20TT	4504	IK20TT	4702	IK20	5304
RC8YCC	K20PR-U	3145	PK20TT	4504	IK20TT	4702	IK20	5304
RC8YCC4	K20PR-U11	3121	PK20TT	4504	IK20TT	4702	IK20	5304
RC8YCL	K20PR-U	3145	PK20TT	4504	IK20TT	4702	IK20	5304
RC8YLC	K20PR-U	3145	PK20TT	4504	IK20TT	4702	IK20	5304
RC9BMC	K20TXR	5063	PK20TT	4504	IK20TT	4702	IK20	5304
RC9BYC	K20PBR	5060	PK20TT	4504	IK20TT	4702	IK20	5304
RC9MC4	KJ20CR-L11	3169	PK20TT	4504	IK20TT	4702	IK20L	5358
RC9MCC	K20R-U	3122	PK20TT	4504	IK20TT	4702	IK20	5304
RC9MCC4	KJ20CR-L11	3169	PK20TT	4504	IK20TT	4702	IK20L	5358
RC9PYX	PK20TT	4504	PK20TT	4504	IK20TT	4702	IK20	5304
RC9TMC	K20TXR	5063			IK20TT	4702	IK20	5304
RC9Y	K20PR-U	3145	PK20TT	4504	IK20TT	4702	IK20	5304
RC9YC	K20PR-U	3145	PK20TT	4504	IK20TT	4702	IK20	5304

CHAMPION	DENSO		PLATINUM TT		IRIDIUM TT		IR POWER / IR RACING	
	PART	STK	PART	STK	PART	STK	PART	STK
RC9YC4	K20PR-U11	3121	PK20TT	4504	IK20TT	4702	IK20	5304
RC9YC5	K20PR-U11	3121	PK20TT	4504	IK20TT	4702	IK20	5304
RC9YCC	K20PR-U	3145	PK20TT	4504	IK20TT	4702	IK20	5304
RC9YCC4	K20PR-U11	3121	PK20TT	4504	IK20TT	4702	IK20	5304
RC9YCE	K20PR-U	3145	PK20TT	4504	IK20TT	4702	IK20	5304
RC9YCN4	K20PR-U11	3121	PK20TT	4504	IK20TT	4702	IK20	5304
RCJ4	W22M-US	6048						
RCJ6	W22M-US	6048						
RCJ6Y	W22MP-U	6027						
RCJ7Y	W22MPR-U	6043						
RCJ8	W20MR-U	6025						
RCJ8Y	W20MPR-U10	6032						
RD14	L14-U	5000						
RD15Y	L14-U	5000						
RD16	L14-U	5000						
RD16J	L14-U	5000						
RD18Y	L14-U	5000						
RD9	MW17	5088						
RDJ6J	T22M-U	6041						
RDJ7J	T20M-U	6039						
RDJ7Y	T20MP-U	6040						
RDJ8J	T20M-U	6039						
RDZ4H	U24FS-U	4009				IUF24	5384	
RE10LC	T20NR-U11	5048	PT20TT	4512	IT20TT	4714	IT20	5326
RE10PM5					ITL16TT	4717	ITL20	5350
RE10PMC5					ITL16TT	4717	ITL20	5350
RE12PEC5					ITL16TT	4717	ITL16	5349
RE14MCC4					ITL16TT	4717	ITL16	5349
RE14MCC5					ITL16TT	4717	ITL16	5349
RE14PLP5					ITL16TT	4717	ITL16	5349
RE14PMC					ITL16TT	4717	ITL16	5349
RE14PMC5					ITL16TT	4717	ITL16	5349
RE16MC					ITL16TT	4717	ITL16	5349
RE7PYP6	PT16VR13	5068	PTV16TT	4513	ITV16TT	4718	ITV16	5338
REC10PYC4	K20HR-U11	3381	PKH20TT	4506	IKH20TT	4704	IKH20	5344
REC10WYP4	SK20HPR-L11	3433	PKH20TT	4506	IKH20TT	4704	IKH20	5344
REC10WYPB4	SK20HPR-L11	3433	PKH20TT	4506	IKH20TT	4704	IKH20	5344
REC10YC4	K20HR-U11	3381	PKH20TT	4506	IKH20TT	4704	IKH20	5344
REC9YCL	K16HPR-U11	6076	PKH16TT	4505	IKH16TT	4703	IKH16	5343
RER8MC	ZXU20HCR8	3479					IXUH20I	5354
RES9PYP4	PT16VR13	5068	PTV16TT	4513	ITV16TT	4718	ITV16	5338
RES9YCC4	PT16VR13	5068	PTV16TT	4513	ITV16TT	4718	ITV16	5338
RF10	MA20PR-U	5013						
RF10C	MA20PR-U	5013						
RF11LC	MA20PR-U	5013						
RF11Y	MA16PR-U	5008						
RF11YC	MA16PR-U	5008						
RF12	MA16PR-U	5008						
RF12-5	MA16PR-U11	5009						
RF14LC	MA16PR-U	5008						
RF14Y	MA9PR-U	5006						

CHAMPION	DENSO		PLATINUM TT		IRIDIUM TT		IR POWER / IR RACING	
	PART	STK	PART	STK	PART	STK	PART	STK
RF14Y4	MA16PR-U11	5009						
RF14YC	MA16PR-U	5008						
RF18YC	MA9PR-U	5006						
RF7YC	MA20PR-U	5013						
RF7YCC	MA20PR-U	5013						
RF9Y	MA20PR-U	5013						
RF9YC	MA20PR-U	5013						
RFN14LY	J16HR-U10	4124						
RG4HC	U27ESR-N	4131					IU27	5363
RG4PHP							IU27	5363
RG6PP							IU24	5362
RG6YC	U24ESR-N	4126					IU24	5362
RG6YCA	XU24EPR-U	3312						
RG92C	U27ESR-N	4131					IU27	5363
RG92DC	U27ETR	4155					IU27A	5366
RG94C	U24ESR-N	4126					IU24	5362
RG96C	U22ESR-N	4174					IU22	5361
RGU92C	U27FER9	4129					IUH27	5369
RGU94C	U24FER9	4127					IUH24	5368
RH10C	W16LS	3035						
RH12	W16LS	3035						
RH18Y	W14L	6013						
RH8C	W16LS	3035						
RJ10Y	W20PR-U	5046						
RJ11	W20SR-U	3076						
RJ11Y	W16PR-U	3037						
RJ12	W20SR-U	3076						
RJ12C	W20SR-U	3076						
RJ12Y	W16PR-U	3037						
RJ12Y6	W16PR-U	3037						
RJ12YC	W16PR-U	3037						
RJ12YC6	W16PR-U	3037						
RJ13Y	W14PR-U	6021						
RJ14Y	W14PR-U	6021						
RJ14YC	W14PR-U	6021						
RJ17LM	W14LM-US	6035						
RJ18Y	W9PR-U	6007						
RJ18Y6	W9PR-U	6007						
RJ18Y8	W9PR-U	6007						
RJ18YC	W9PR-U	6007						
RJ18YC6	W9PR-U	6007						
RJ18YC8	W9PR-U	6007						
RJ19LM	W9LMR-US	6071						
RJ6	W20SR-U	3076						
RJ6C	W20SR-U	3076						
RJ6J	W20SR-U	3076						
RJ7	W20SR-U	3076						
RJ8	W20SR-U	3076						
RJ8C	W20SR-U	3076						
RJ8J	W20SR-U	3076						
RL12Y	W16FPR-U	4192					IWF16	5359

CHAMPION	DENSO		PLATINUM TT		IRIDIUM TT		IR POWER / IR RACING	
	PART	STK	PART	STK	PART	STK	PART	STK
RL15B	GN3-1A	6098						
RL19	W16FSR	3033					IWF16	5359
RL4J	W24FSR	4037					IWF24	5380
RL55C							IWF24	5380
RL77J	W27FSR	4054					IWF27	5381
RL77JC4	W27FSR-U10	6055					IWF27	5381
RL78	W24FSR	4037					IWF24	5380
RL78C	W24FSR	4037					IWF24	5380
RL7J	W22FSR	4024					IWF22	5379
RL82	W20FSR-U	6053						
RL82C	W22FSR	4024					IWF22	5379
RL82Y	W22FPR-U	4022					IWF22	5379
RL82YC	W22FPR-U	4022					IWF22	5379
RL82YCC	W22FPR-U	4022					IWF22	5379
RL85	W20FSR-U	6053						
RL85G	GN3-1A	6098						
RL86	W20FSR-U	6053					IWF20	5378
RL86C	W20FSR-U	6053					IWF20	5378
RL87Y	W20FPR-U	3070					IWF20	5378
RL87YC	W20FPR-U	3070					IWF20	5378
RL87YCC	W20FPR-U	3070					IWF20	5378
RL90	W16FSR	3033					IWF16	5359
RL92YC	W16FPR-U	4192					IWF16	5359
RL95YC	W14FPR-U	4184						
RL95C	W20FPR-L	3069					IWF20	5378
RM77N	GT3-1	6124						
RN10GY	W20EPR-U	3047	PW20TT	4502	IW20TT	4709	IW20	5306
RN10PYP4	P20PR11	3115	PW20TT	4502	IW20TT	4709	IW20	5306
RN10VTYC4	W20EPBR-S	5067	PW20TT	4502	IW20TT	4709	IW20	5306
RN10Y	W20EPR-U	3047	PW20TT	4502	IW20TT	4709	IW20	5306
RN10Y4	W20EPR-U11	3049	PW20TT	4502	IW20TT	4709	IW20	5306
RN10Y4	W20EXR-U11	3067	PW20TT	4502	IW20TT	4709	IW20	5306
RN10YC	W20EPR-U	3047	PW20TT	4502	IW20TT	4709	IW20	5306
RN10YC4	W20EPR-U11	3049	PW20TT	4502	IW20TT	4709	IW20	5306
RN10YCC4	W20EPR-U11	3049	PW20TT	4502	IW20TT	4709	IW20	5306
RN11Y	W16EPR-U	3021	PW16TT	4501	IW16TT	4708	IW16	5305
RN11Y4	W16EPR-U11	3201	PW16TT	4501	IW16TT	4708	IW16	5305
RN11YC	W16EPR-U	3021	PW16TT	4501	IW16TT	4708	IW16	5305
RN11YC	W16EXR-U	3031	PW16TT	4501	IW16TT	4708	IW16	5305
RN11YC4	W16EPR-U11	3201	PW16TT	4501	IW16TT	4708	IW16	5305
RN11YC4	W16EXR-U11	3032	PW16TT	4501	IW16TT	4708	IW16	5305
RN11YCC	W16EPR-U	3021	PW16TT	4501	IW16TT	4708	IW16	5305
RN11YCC4	W16EPR-U11	3201	PW16TT	4501	IW16TT	4708	IW16	5305
RN12GY			PW16TT	4501	IW16TT	4708	IW16	5305
RN12MC4	W16EXR-U11	3032	PW16TT	4501	IW16TT	4708	IW16	5305
RN12Y	W16EPR-U	3021	PW16TT	4501	IW16TT	4708	IW16	5305
RN12Y4	W16EPR-U11	3201	PW16TT	4501	IW16TT	4708	IW16	5305
RN12YC	W16EPR-U	3021	PW16TT	4501	IW16TT	4708	IW16	5305
RN12YC	W16EXR-U	3031	PW16TT	4501	IW16TT	4708	IW16	5305
RN12YC4	W16EXR-U11	3032	PW16TT	4501	IW16TT	4708	IW16	5305
RN12YC6	W16EPR-U11	3201	PW16TT	4501	IW16TT	4708	IW16	5305

CHAMPION	DENSO		PLATINUM TT		IRIDIUM TT		IR POWER / IR RACING	
	PART	STK	PART	STK	PART	STK	PART	STK
RN12YCC	W16EPR-U	3021	PW16TT	4501	IW16TT	4708	IW16	5305
RN13L	J16HR-U10	4124						
RN13LYC	J16BR-U	3001						
RN13LYC5	J16BR-U	3001						
RN14LY	J16BR-U	3001						
RN14MC5	W16EXR-U11	3032	PW16TT	4501	IW16TT	4708	IW16	5305
RN14PMP5	P16R13	3239	PW16TT	4501	IW16TT	4708	IW16	5305
RN14Y	W14EPR-U	6011	PW16TT	4501	IW16TT	4708	IW16	5305
RN14Y	W14EXR-U	3013	PW16TT	4501	IW16TT	4708	IW16	5305
RN14Y6	W14EXR-U15	3015						
RN14YC	W14EXR-U	3013	PW16TT	4501	IW16TT	4708	IW16	5305
RN16Y	W14EPR-U	6011	PW16TT	4501	IW16TT	4708	IW16	5305
RN16YC	W14EPR-U	6011	PW16TT	4501	IW16TT	4708	IW16	5305
RN16YC5	W14EXR-U11	3014	PW16TT	4501	IW16TT	4708	IW16	5305
RN179BC	W25EAR	3101						
RN180B	W22EBR	3082						
RN1C	W27ESR-U	4045					IW27	5317
RN2	W27ESR-U	4045					IW27	5317
RN279YC	W22EPR-U	3088					IW22	5307
RN281YC	W20EPR-U	3047	PW20TT	4502	IW20TT	4709	IW20	5306
RN2C	W27ESR-U	4045					IW27	5317
RN2G	W27ESR-U	4045					IW27	5317
RN3	W24ESR-U	4033					IW24	5316
RN3C	W24ESR-U	4033					IW24	5316
RN3G	W24ESR-U	4033					IW24	5316
RN4	W22ESR-U	3098						
RN4C	W22ESR-U	3098					IW22	5307
RN4HC	W24ESR-U	4033					IW24	5316
RN4YC	W24EPR-U	4136					IW24	5316
RN5	W20ESR-U	3057	PW20TT	4502	IW20TT	4709	IW20	5306
RN57YC	IW29	5318					IW29	5318
RN57YCC							IW29	5318
RN5C	W20ESR-U	3057	PW20TT	4502	IW20TT	4709	IW20	5306
RN6	W20ESR-U	3057	PW20TT	4502	IW20TT	4709	IW20	5306
RN6Y	W24EPR-U	4136						
RN6YC	W24EPR-U	4136					IW24	5316
RN6YC5	W14EXR-U15	3015						
RN6YC6	W14EXR-U11	3014	PW16TT	4501	IW16TT	4708	IW16	5305
RN6YCX	W24EPR-U	4136					IW24	5316
RN74C	W22ESR-U	3098					IW22	5307
RN79G	GE3-5A	6105						
RN79G	GE5-1	6081						
RN79G	GA3-1	6087						
RN79G	GE3-1	6080						
RN79PYP17	GE3-1	6080						
RN7BYC	W22EPB	5066					IW22	5307
RN7GY	W22EPR-U	3088					IW22	5307
RN7Y	W22EPR-U	3088					IW22	5307
RN7YC	W22EPR-U	3088					IW22	5307
RN7YC4	W22EPR-U11	3089					IW22	5307
RN7YCC	W22EPR-U	3088					IW22	5307

CHAMPION	DENSO		PLATINUM TT		IRIDIUM TT		IR POWER / IR RACING	
	PART	STK	PART	STK	PART	STK	PART	STK
RN7YCC4	W22EPR-U11	3089					IW22	5307
RN7YCX	W22EPR-U	3088					IW22	5307
RN8	W20ESR-U	3057	PW20TT	4502	IW20TT	4709	IW20	5306
RN8L	J16BR-U	3001						
RN8VTYC	W20EPBR-S	5067	PW20TT	4502	IW20TT	4709	IW20	5306
RN8VTYC4	W20EPBR-S	5067	PW20TT	4502	IW20TT	4709	IW20	5306
RN8YC	W20EPR-U	3047	PW20TT	4502	IW20TT	4709	IW20	5306
RN8YC4	W20EPR-U11	3049	PW20TT	4502	IW20TT	4709	IW20	5306
RN9BMC	W16ETR-S	3216	PW16TT	4501	IW16TT	4708	IW16	5305
RN9GY	W20EPR-U	3047	PW20TT	4502	IW20TT	4709	IW20	5306
RN9LCC	J16CR-U	3256	PW16TT	4501	IW16TT	4708	IW16	5305
RN9Y	W20EPR-U	3047	PW20TT	4502	IW20TT	4709	IW20	5306
RN9YC	W20EPR-U	3047	PW20TT	4502	IW20TT	4709	IW20	5306
RN9YC	W20EXR-U	3066	PW20TT	4502	IW20TT	4709	IW20	5306
RN9YC4	W20EPR-U11	3049	PW20TT	4502	IW20TT	4709	IW20	5306
RN9YC4	W20EXR-U11	3067	PW20TT	4502	IW20TT	4709	IW20	5306
RN9YCC	W20EPR-U	3047	PW20TT	4502	IW20TT	4709	IW20	5306
RN9YCC4	W20EPR-U11	3049	PW20TT	4502	IW20TT	4709	IW20	5306
RN9YCE	W20EPR-U	3047	PW20TT	4502	IW20TT	4709	IW20	5306
RN9YCX	W20EPR-U	3047	PW20TT	4502	IW20TT	4709	IW20	5306
RP7	X24FS-U	4103						
RS10LC	T20EPR-U	5032	PT20TT	4512	IT20TT	4714	IT20	5326
RS12PLP	PTJ16R15	5077	PT16TT	4511	IT16TT	4713	IT16	5325
RS12PYP	PT16EPR10	5091	PT16TT	4511	IT16TT	4713	IT16	5325
RS12YC	T16EPR-U	5022	PT16TT	4511	IT16TT	4713	IT16	5325
RS12YC6	T16EPR-U15	5023	PT16TT	4511	IT16TT	4713	IT16	5325
RS13LYC	T16NR-U11	5047	PT16TT	4511	IT16TT	4713	IT16	5325
RS13LYC5	TJ14R-P15	5071	PT16TT	4511	IT16TT	4713	IT16	5325
RS14LC	T16NR-U11	5047	PT16TT	4511	IT16TT	4713	IT16	5325
RS14LYC	T16EPR-U	5022	PT16TT	4511	IT16TT	4713	IT16	5325
RS14PLP	PT16EPR10	5091	PT16TT	4511	IT16TT	4713	IT16	5325
RS14PLP	PT16EPR10	5091	PT16TT	4511	IT16TT	4713	IT16	5325
RS14PYP	PT16EPR10	5091	PT16TT	4511	IT16TT	4713	IT16	5325
RS14PYP6	PT16EPR13	5092	PT16TT	4511	IT16TT	4713	IT16	5325
RS14YC	T16EPR-U	5022	PT16TT	4511	IT16TT	4713	IT16	5325
RS14YC6	T16EPR-U15	5023	PT16TT	4511	IT16TT	4713	IT16	5325
RS15LYC	T16NR-U11	5047	PT16TT	4511	IT16TT	4713	IT16	5325
RS16YC	T16EPR-U	5022	PT16TT	4511	IT16TT	4713	IT16	5325
RS17YX	T16EPR-U	5022	PT16TT	4511	IT16TT	4713	IT16	5325
RS10LC	W22ESR-U	3098					IW22	5307
RS279YC	T22EP-U	5040					IT22	5327
RS281YC	T20EPR-U	5032	PT20TT	4512	IT20TT	4714	IT20	5326
RS5C	T22EP-U	5040					IT22	5327
RS6YC	T22EP-U	5040					IT22	5327
RS6YCC	T22EP-U	5040					IT22	5327
RS7YC	T22EP-U	5040					IT22	5327
RS9PYP4	PT20TT	4512	PT20TT	4512	IT20TT	4714	IT20	5326
RS9Y	T20EPR-U	5032	PT20TT	4512	IT20TT	4714	IT20	5326
RS9YC	T20EPR-U	5032	PT20TT	4512	IT20TT	4714	IT20	5326
RS9YCC	T20EPR-U	5032	PT20TT	4512	IT20TT	4714	IT20	5326
RS9YCX	T20EPR-U	5032	PT20TT	4512	IT20TT	4714	IT20	5326

CHAMPION	DENSO		PLATINUM TT		IRIDIUM TT		IR POWER / IR RACING	
	PART	STK	PART	STK	PART	STK	PART	STK
RV12C	T16R-U	5029	PTF16TT	4509	ITF16TT	4715	ITF16	5330
RV12C6	T16R-U15	5030	PTF16TT	4509	ITF16TT	4715	ITF16	5330
RV12YC	T20PR-U	5035	PTF20TT	4510	ITF20TT	4716	ITF20	5331
RV12YC6	T16PR-U15	5027	PTF16TT	4509	ITF16TT	4715	ITF16	5330
RV15YC	T16PR-U	5025	PTF16TT	4509	ITF16TT	4715	ITF16	5330
RV15YC4	T16PR-U11	5026	PTF16TT	4509	ITF16TT	4715	ITF16	5330
RV15YC6	T16PR-U15	5027	PTF16TT	4509	ITF16TT	4715	ITF16	5330
RV15YC8	T16PR-U15	5027	PTF16TT	4509	ITF16TT	4715	ITF16	5330
RV17YC	T14PR-U	5020	PTF16TT	4509	ITF16TT	4715	ITF16	5330
RV17YC6	T14PR-U15	5021	PTF16TT	4509	ITF16TT	4715	ITF16	5330
RV19YC	T14PR-U	5020	PTF16TT	4509	ITF16TT	4715	ITF16	5330
RV19YC6	T14PR-U15	5021	PTF16TT	4509	ITF16TT	4715	ITF16	5330
RV8C	T20R-U	5038	PTF20TT	4510	ITF20TT	4716	ITF20	5331
RV8C6	T20R-U	5038	PTF20TT	4510	ITF20TT	4716	ITF20	5331
RV91MC	T16PR-U	5025	PTF16TT	4509	ITF16TT	4715	ITF16	5330
RV9YC	T20PR-U	5035	PTF20TT	4510	ITF20TT	4716	ITF20	5331
RZ7C	U24FSR-U	4010					IUF24	5384
RZ7C							IUF24	5384
RZ8	U22FSR-U	4008					IUF22	5383
RZ94C	U24FSR-U	4010					IUF24	5384
RZ96C	U22FSR-U	4008					IUF22	5383
RZ98C	U20FSR-U	4004						
RZF10	T16EPR-U	5022	PT16TT	4511	IT16TT	4713	IT16	5325
RZN12Y			PT16TT	4511	IT16TT	4713	IT16	5325
RZN12Y5			PT16TT	4511	IT16TT	4713	IT16	5325
S10YCC	T20EP-U	5031	PT20TT	4512	IT20TT	4714	IT20	5326
S12YC	T16EPR-U	5022	PT16TT	4511	IT16TT	4713	IT16	5325
S12YCC	T16EPR-U	5022	PT16TT	4511	IT16TT	4713	IT16	5325
S14YC	T16EPR-U	5022	PT16TT	4511	IT16TT	4713	IT16	5325
S279YC	T20EP-U	5031	PT20TT	4512	IT20TT	4714	IT20	5326
S281YC	T20EP-U	5031	PT20TT	4512	IT20TT	4714	IT20	5326
S379YC	T22EP-U	5040					IT22	5327
S57YC	T20R-U	5038	PTF20TT	4510	ITF20TT	4716	ITF20	5331
S59C							IT27	5329
S59YC							IT27	5329
S6YC	T22EP-U	5040					IT22	5327
S6YCC	T22EP-U	5040					IT22	5327
S7YC	T22EP-U	5040					IT22	5327
S7YCC	T22EP-U	5040					IT22	5327
S9YC	T20EP-U	5031	PT20TT	4512	IT20TT	4714	IT20	5326
S9YCC	T20EP-U	5031	PT20TT	4512	IT20TT	4714	IT20	5326
S9YCX	T20EP-U	5031	PT20TT	4512	IT20TT	4714	IT20	5326
TJ8J	W20M-US	6036						
UD16	L14-U	5000						
UJ12	W9-U	6004						
UJ12C	W14-US	6033						
UJ12Y	W16P-U	3036						
UJ2J	W24S-U	4040						
UJ4J	W24S-U	4040						
UJ6	W20S-U	3075						
UJ8	W20S-U	3075						

CHAMPION	DENSO		PLATINUM TT		IRIDIUM TT		IR POWER / IR RACING	
	PART	STK	PART	STK	PART	STK	PART	STK
UJ811	W22S-U	4027						
UJ81C	W22S-U	4027						
UJ81J	W22S-U	4027						
UK10	M17	5002						
UL17V	SF50	6001						
UL18V	SF50	6001						
UL19V	SF50	6001						
UL4J	W22FS-U	4025					IWF22	5379
UL77V	SF50	6001						
UL77VS	X24EPR-U9	4096					IX24B	5376
UL81C	TR22	6051					IWF22	5379
UL81C	W22FS-U	4025					IWF22	5379
UL81J	W22FS-U	4025					IWF22	5379
UN79Y	W22EP-U	3085					IW22	5307
UY6	M17	5002						
V12YC	T16P-U	5024	PTF16TT	4509	ITF16TT	4715	ITF16	5330
V15YC	T16P-U	5024	PTF16TT	4509	ITF16TT	4715	ITF16	5330
V4C							ITF24	5333
V59C							ITF27	5334
V59YC							ITF27	5334
V61							ITF22	5332
V63C							ITF24	5333
V63Y							ITF24	5333
V9YC	T20P-U	5034	PTF20TT	4510	ITF20TT	4716	ITF20	5331
W14	M17	5002						
W85N	T20PR-U	5035	PTF20TT	4510	ITF20TT	4716	ITF20	5331
X	W16FSR	3033					IWF16	5359
XC10YC	K20PR-U	3145	PK20TT	4504	IK20TT	4702	IK20	5304
XC12PEPB	PKJ20CR8	3173	PK20TT	4504	IK20TT	4702	IK20L	5358
XEJ12	W9PR-U	6007						
XJ10Y	W20PR-U	5046						
Y82	U20M-U	6003						
Z10	U20FS-U	4002						
Z10G	U22FS-U	4006					IUF22	5383
Z12	U20FS-U	4002						
Z6	U24FS-U	4009					IUF24	5384
Z7G							IUF22	5383
Z7HC	U22FS-U	4006					IUF22	5383
Z8	U22FS-U	4006					IUF22	5383
Z9HC	U20FS-U	4002						
Z9Y	U22FS-U	4006					IUF22	5383
Z9YC	U22FS-U	4006					IUF22	5383
RC7PYCB4	PK22PR-L11S	3284					IK22	5310
TE10PMC5							ITL20	5350
RE10PMC5							ITL20	5350

NGK	DENSO		PLATINUM TT		IRIDIUM TT		IR POWER / IR RACING	
	PART	STK	PART	STK	PART	STK	PART	STK
127	SK20R-P11	3335	PK20TT	4504	IK20TT	4702	IK20	5304
1029	W20MPR-U10	6032						
1034	W22EP-U	3085					IW22	5307
1041	QJ20CR11	3112	PQ20TT	4508	IQ20TT	4707	IQ20	5302
1049							IT24	5328
1052	W20FS-U	3073					IWF20	5378
1059							IXU01-31	5732
1068	X20EPR-U9	4125						
1072							IXU01-34	5733
1085							IT27	5329
1086	Q14R-U11	3183	PQ16TT	4503	IQ16TT	4706	IQ16	5301
1090	W20FSR-U	6053					IWF20	5378
1092	W22FPR-U	4022					IWF22	5379
1094	T22EP-U	5040					IT22	5327
1095	Q22PR-U11	3257					IQ22	5313
1097	W14E	6009						
1098	W22FSR	4024					IWF22	5379
1111	W22ES-U	3093					IW22	5307
1134	W24FS-U10	6047					IWF24	5380
1145	Q16PR-U	3137	PQ16TT	4507	IQ16TT	4706	IQ16	5301
1146	Q20R-U	3140	PQ20TT	4508	IQ20TT	4707	IQ20	5302
1147	W9LM-US	6057						
1157	W24FS-U10	6047					IWF24	5380
1208	SK20HPR-L11	3433	PKH20TT	4506	IKH20TT	4704	IKH20	5344
1209	PT16EPR-L13	5070	PT16TT	4511	IT16TT	4713	IT16	5325
1233	W16EXR-U	3031	PW16TT	4501	IW16TT	4708	IW16	5305
1263	W20EPB	5065	PW20TT	4502	IW20TT	4709	IW20	5306
1266	Q16R-U	3129	PQ16TT	4507	IQ16TT	4706	IQ16	5301
1267	Q22PR-U11	3257					IQ22	5313
1270	T20MP-U	6040						
1273	Q16PR-U11	5016	PQ16TT	4507	IQ16TT	4706	IQ16	5301
1275	U24ESR-N	4126					IU24	5362
1299	X31ETR	4170						
1313	K16PSR-B8	3437	PK16TT	4503	IK16TT	4701	IK16	5303
1465	ZTJ16R10	5090	PT16TT	4511	IT16TT	4713	IT16	5325
1480							IU01-24	5734
1481							IU01-27	5735
1483	PKH20TT	4506	PKH20TT	4506	IKH20TT	4704	IKH20	5344
1637	SK16HR11	3417	PKH16TT	4505	IKH16TT	4703	IKH16	5343
1654	SXU22HCR11S	3461					IXUH22I	5356
1675	PK20PR-P8	3245	PK20TT	4504	IK20TT	4702	IK20	5304
1959	SK20HR11	3421	PKH20TT	4506	IKH20TT	4704	IKH20	5344
1961	SXU22HCR11S	3461					IXUH22I	5356
1989	SXU22HDR8	3441					IXUH22	5353
2000							IAE01-32	5747
2077	W32EPT	6904					IW31	5319
2086	U24FSR-U	4010					IUF24	5384
2087	K16R-U	3119	PK16TT	4503	IK16TT	4701	IK16	5303
2095	K22TNR-S	3197					IK22	5310
2097	PQ16R	3005	PQ16TT	4507	IQ16TT	4706	IQ16	5301
2115	IW16TT	4708	PW16TT	4501	IW16TT	4708	IW16	5305

NGK	DENSO		PLATINUM TT		IRIDIUM TT		IR POWER / IR RACING	
	PART	STK	PART	STK	PART	STK	PART	STK
2120	X24ES-U	4099					IX24	5372
2127	MA20P-U	5012						
2129	TR22-10	6052					IWF22	5379
2144	T20M-U	6039						
2145	W29ES-V	4058					IW29	5318
2147	SF50	6001						
2158	IW27	5317					IW01-27	5714
2158	IW27	5317					IW27	5317
2168	U24FS-U	4009					IUF24	5384
2170	X27ETR	4130					IX27	5373
2171	W32EPT	6904					IW31	5319
2173	SF51	6002						
2184	IW31	5319					IW01-31	5716
2184	IW31	5319					IW31	5319
2191							IW34	5320
2197	K20PBR	5060	PK20TT	4504	IK20TT	4702	IK20	5304
2202	IX24B	5376					IXU01-24	5730
2210	MA20PR-U	5013						
2215	PK20R8	3127	PK20TT	4504	IK20TT	4702	IK20	5304
2238	T20EPR-U	5032	PT20TT	4512	IT20TT	4714	IT20	5326
2248	T20PR-U15	5037	PTF20TT	4510	ITF20TT	4716	ITF20	5331
2262	KJ16CR11	3131	PK16TT	4503	IK16TT	4701	IK16L	5357
2262	KJ16CR-L11	3132	PK16TT	4503	IK16TT	4701	IK16	5303
2264	W9EXR-U	6044						
2271	PK16R11	3134	PK16TT	4503	IK16TT	4701	IK16	5303
2288	K20TXR	5063	PK20TT	4504	IK20TT	4702	IK20	5304
2298	W16P-U	3036						
2300	PK16PR11	3264	PK16TT	4503	IK16TT	4701	IK16	5303
2305							IU27A	5366
2306	U24ESR-N	4126					IU24	5362
2308							IU27	5363
2309	IKH20TT	4704	PKH20TT	4506	IKH20TT	4704	IKH20	5344
2311	W22ES-U	3093					IW22	5307
2313	ITL16TT	4717			ITL16TT	4717	ITL16	5349
2314	ITL16TT	4717			ITL16TT	4717	ITL20	5350
2315	ITL20	5350					ITL20	5350
2316	IXU27	5337					IXU01-27	5731
2318	ITF20TT	4716	PTF20TT	4510	ITF20TT	4716	ITF20	5331
2329	W25EDR14	3104					IRE01-27	5719
2330	Q20PR-U	3007	PQ20TT	4508	IQ20TT	4707	IQ20	5302
2341	PK20PR-L13	3172	PK20TT	4504	IK20TT	4702	IK20	5304
2360	U31ETR	4135					IU31A	5367
2378	Q14R-U11	3183	PQ16TT	4507	IQ16TT	4706	IQ16	5301
2380	PK22PR11	3265					IK22	5310
2380	PK22PR-L11S	3284					IK22	5310
2382	K16PR-U11	3130	PK16TT	4503	IK16TT	4701	IK16	5303
2391	K16PR-L11	3143	PK16TT	4503	IK16TT	4701	IK16	5303
2396	IW31	5319					IW01-32	5717
2397	K20PBR-S10	5061	PK20TT	4504	IK20TT	4702	IK20	5304
2399	W31FS	4065						
2401	W27ES-U	4046					IW27	5317

NGK	DENSO		PLATINUM TT		IRIDIUM TT		IR POWER / IR RACING	
	PART	STK	PART	STK	PART	STK	PART	STK
2405	T20R-U	5038	PTF20TT	4510	ITF20TT	4716	ITF20	5331
2411	W24ES-U	4030					IW24	5316
2420	X27ES-U	4114					IX27	5373
2422	SF50	6001						
2430	U14FSR-UB	6070						
2438	MA20PR-U	5013						
2441	Q16R-U11	3006	PQ16TT	4507	IQ16TT	4706	IQ16	5301
2460	K16PR-U	3191	PK16TT	4503	IK16TT	4701	IK16	5303
2467	PT16VR13	5068	PTV16TT	4513	ITV16TT	4718	ITV16	5338
2477	IK16TT	4701	PK16TT	4503	IK16TT	4701	IK16	5303
2489	W20EXR-U	3066	PW20TT	4502	IW20TT	4709	IW20	5306
2522	SF50	6001						
2526	K16R-U11	3120	PK16TT	4503	IK16TT	4701	IK16	5303
2611	W27ES-U	4046					IW27	5317
2622	SF50	6001						
2623	T20PR-U	5035	PTF20TT	4510	ITF20TT	4716	ITF20	5331
2630	W24FPR-L	4183					IWF24	5380
2633	W20FPR-U10	3268					IWF20	5378
2635	W14EXR-U	3013	PW16TT	4501	IW16TT	4708	IW16	5305
2641	XU27EPR-U	3313					IXU27	5337
2647	PK16PR11	3264	PK16TT	4503	IK16TT	4701	IK16	5303
2647	PK16PR-L11	3275	PK16TT	4503	IK16TT	4701	IK16	5303
2663							IW24	5316
2667	IK22	5310					IK22	5310
2668	IK24	5311					IK01-24	5701
2669	IK27	5312					IK01-27	5702
2683	T20EPR-U	5032	PT20TT	4512	IT20TT	4714	IT20	5326
2685	PK16TT	4503	PK16TT	4503	IK16TT	4701	IK16	5303
2687	K20PSR-B8	3431	PK20TT	4504	IK20TT	4702	IK20	5304
2689	W27ESR-V	4049					IW27	5317
2697	IWM31	5393					IWM01-32	5728
2707	IWM27	5392					IWM27	5392
2712	W22EP-U11	3200					IW22	5307
2741	IW31	5319					IW01-32	5717
2743	PK20PR-P11	3141	PK20TT	4504	IK20TT	4702	IK20	5304
2746	W20P-U	5045						
2756	K20PR-U11	3121	PK20TT	4504	IK20TT	4702	IK20	5304
2761	PK16PR-L11	3275	PK16TT	4503	IK16TT	4701	IK16	5303
2761	PK16PR-L11	3275	PK16TT	4503	IK16TT	4701	IK16	5303
2763	PW16TT	4501	PW16TT	4501	IW16TT	4708	IW16	5305
2771	T20PR-U	5035	PTF20TT	4510	ITF20TT	4716	ITF20	5331
2773							IW06-34	5746
2815	PT16TT	4511	PT16TT	4511	IT16TT	4713	IT16	5325
2817							ITF22	5332
2842	X22EPR-U9	4086					IX22B	5375
2851	W16EXR-U	3031	PW16TT	4501	IW16TT	4708	IW16	5305
2867	PK16R11	3134	PK16TT	4503	IK16TT	4701	IK16	5303
2869	T14PR-U	5020	PTF16TT	4509	ITF16TT	4715	ITF16	5330
2887	X20EPR-U9	4125						
2890	K20TXR	5063	PK16TT	4503	IK16TT	4701	IK16	5303
2891	W22S-U	4027						

NGK	DENSO		PLATINUM TT		IRIDIUM TT		IR POWER / IR RACING	
	PART	STK	PART	STK	PART	STK	PART	STK
2910	MW17	5088						
2912	W24EP-U	4028					IW24	5316
2923	X24ESR-U	4101					IX24	5372
2946							RU01-31	5739
2950	PQ16R8	3123	PQ16TT	4507	IQ16TT	4706	IQ16	5301
2953	PTF16TT	4509	PTF16TT	4509	ITF16TT	4715	ITF16	5330
2954	IW01-27	5714					IW01-27	5714
2954	IW06-27	5744					IW06-27	5744
2954	IW27	5317					IW01-27	5714
2967	T20M-U	6039						
2978	PK20R11	3128	PK20TT	4504	IK20TT	4702	IK20	5304
2983	U20FSR-U	4004						
2984	IQ24	5314					IQ01-24	5707
3001	IW24	5316					IW01-24	5713
3006	IWM31	5393					IWM31	5393
3010	M22	5003						
3020	L14-U	5000						
3035	W24EMR-C	4198					IWM24	5391
3072	PQ16TT	4507	PQ16TT	4507	IQ16TT	4706	IQ16	5301
3080	W20S-U	3075						
3089	W27ESR-U	4045					IW27	5317
3100	PK20PR-P8	3245	PK20TT	4504	IK20TT	4702	IK20	5304
3106	S22PR-A7	3354					IW22	5307
3107	SK16PR-L11	3395	PK16TT	4503	IK16TT	4701	IK16	5303
3108	X20EPR-U9	4125						
3110	W9-U	6004						
3112	W14L	6013						
3123	X22ESR-U	4091					IX22	5371
3129	W27EDR14	3105					IRE01-27	5719
3130	W24ESR-V	4035					IW24	5316
3133	W24FPR-U10	6058					IWF24	5380
3141	PK20PR-L13	3172	PK20TT	4504	IK20TT	4702	IK20	5304
3142	PW16TT	4501	PW16TT	4501	IW16TT	4708	IW16	5305
3147	W22M-U	6026						
3165							IU01-34	5737
3177	T22EP-U	5040					IT22	5327
3180	W24FPR-U10	6058					IWF24	5380
3186	PT16TT	4511	PT16TT	4511	IT16TT	4713	IT16	5325
3188	X27ETR	4130					IX27	5373
3194	W27ESR-U	4045					IW27	5317
3199	K20TXR	5063	PK20TT	4504	IK20TT	4702	IK20	5304
3200	P22PR8	3302					IW22	5307
3207	T14PR-U15	5021	PTF16TT	4509	ITF16TT	4715	ITF16	5330
3210	W14-U	6008						
3212	W16LS	3035						
3228	U20FS-U	4002						
3230	W27ESR-V	4049					IW27	5317
3236	IW24	5316					IW01-24	5713
3245	IW27	5317					IW01-27	5714
3248	PQ20TT	4508	PQ20TT	4508	IQ20TT	4707	IQ20	5302
3249							ITF24	5333

NGK	DENSO		PLATINUM TT		IRIDIUM TT		IR POWER / IR RACING	
	PART	STK	PART	STK	PART	STK	PART	STK
3252	W27EMR-C	4159					IWM27	5392
3271	PKJ20CR-L11	3247	PK20TT	4504	IK20TT	4702	IK20L	5358
3306	IQ16TT	4706	PQ16TT	4507	IQ16TT	4706	IQ16	5301
3322	W14FR-U	4017						
3323	MA20PR-U	5013						
3326	X16FSR-U	4075						
3328	W25EDR14	3104					IRE01-27	5719
3332	W20PR-U	5046						
3334	IWM31	5393					IWM01-32	5728
3346	T22EP-U	5040					IT22	5327
3350	PQ20R	3117	PQ20TT	4508	IQ20TT	4707	IQ20	5302
3351	PW16TT	4501	PW16TT	4501	IW16TT	4708	IW16	5305
3354	W24S-U	4040						
3366							RU01-27	5738
3381					ITL16TT	4717	ITL20	5350
3388	IU27	5363					IU01-27	5735
3403	PT16TT	4511	PT16TT	4511	IT16TT	4713	IT16	5325
3407							IU01-24	5734
3410	W14LM-U	6014						
3419	IWF20	5378					IWF20	5378
3430	W24ES-V	4034					IW24	5316
3432	W14EXR-U	3013	PW16TT	4503	IW16TT	4708	IW16	5305
3437	X27ESR-U	4116					IX27	5373
3440	PK16R11	3134	PK16TT	4503	IK16TT	4701	IK16	5303
3442							ITF27	5334
3452	PK20TR11	3253	PK20TT	4504	IK20TT	4702	IK20	5304
3459	QJ16HR-U	5018	PK16TT	4503	IK16TT	4701	IK16	5303
3474			PTV16TT	4513	ITV16TT	4718	ITV16	5338
3478	U24ETR	4158					IU24A	5365
3481	XU20EPR-U	3178						
3486	U22FER9	4212						
3500	PK20PR-P8	3245	PK20TT	4504	IK20TT	4702	IK20	5304
3508	SK16R-P8	3303	PK16TT	4503	IK16TT	4701	IK16	5303
3510	W20S-U	3075						
3511	W14FP-UL	4014						
3520	IWM24	5391					IWM24	5391
3521	IU27	5363					IU01-27	5735
3522	W20SR-U	3076						
3526	T22EP-U	5040					IT22	5327
3530	W27ES-V	4047					IW27	5317
3546	PK20PR-L11	3142	PK20TT	4504	IK20TT	4702	IK20	5304
3546	PKJ20CR-L11	3247	PK20TT	4504	IK20TT	4702	IK20	5304
3547	PTF16TT	4509	PTF16TT	4509	ITF16TT	4715	ITF16	5330
3573	P16PR11	3114	PW16TT	4501	IW16TT	4708	IW16	5305
3579	W22FSR	4024					IWF22	5379
3586	PK20GR8	3326						
3587					ITV20TT	4719	ITV20	5339
3588	SK20HPR-L11	3433	PKH20TT	4506	IKH20TT	4704	IKH20	5344
3611	W14FP-UL	4014						
3618							IWM01-34	5729
3623	T20EPR-U	5032	PT20TT	4512	IT20TT	4714	IT20	5326

NGK	DENSO		PLATINUM TT		IRIDIUM TT		IR POWER / IR RACING	
	PART	STK	PART	STK	PART	STK	PART	STK
3626	W27FS-U10	6028					IWF27	5381
3630	W31ES-U	4062					IW31	5319
3641	XU22EPR-U	3179					IXU22	5308
3653							IUH24	5368
3656			PKH20TT	4506	IKH20TT	4704	IKH20	5344
3657	SKJ16DR-M11	3422	PK16TT	4503	IK16TT	4701	IK16L	5357
3664	W16EXR-U	3031	PW16TT	4501	IW16TT	4708	IW16	5305
3672	K20HR-U11	3381	PKH20TT	4506	IKH20TT	4704	IKH20	5344
3678	VK20PR211	5615	PK20TT	4504	IK20TT	4702	IK20	5304
3686	K16R-U11	3120	PK16TT	4503	IK16TT	4701	IK16	5303
3689	IT20TT	4714	PT20TT	4512	IT20TT	4714	IT20	5326
3690	IT22	5327					IT22	5327
3691	IT24	5328					IT24	5328
3696	K20R-U	3122	PK20TT	4504	IK20TT	4702	IK20	5304
3698							IWM01-34	5729
3710	W22S-U	4027						
3716	PT16TT	4511	PT16TT	4511	IT16TT	4713	IT16	5325
3720	Q20R-U11	3009	PQ20TT	4508	IQ20TT	4707	IQ20	5302
3722	W16FSR	3033					IWF16	5359
3725	W24FPR	4188					IWF24	5380
3735	Q20PR-U	3007	PQ20TT	4508	IQ20TT	4707	IQ20	5302
3738	P20PR11	3115	PW20TT	4502	IW20TT	4709	IW20	5306
3741	PKJ16CR8	3175	PK16TT	4503	IK16TT	4701	IK16L	5357
3754	T16EPR-U	5022	PT16TT	4511	IT16TT	4713	IT16	5325
3764	IK20TT	4702	PK20TT	4504	IK20TT	4702	IK20	5304
3784	PT16EPR10	5091	PT16TT	4511	IT16TT	4713	IT16	5325
3787					ITV20TT	4719	ITV20	5339
3789					ITV20TT	4719	ITV20	5339
3795							IRL01-27	5754
3795	IRL01-27	5754					IRL01-27	5754
3797	IUH24	5368					IUH24	5368
3810	W24S-U	4040						
3811	PT16VR13	5068	PTV16TT	4513	ITV16TT	4718	ITV16	5338
3811	PT16VR13	5068	PTV16TT	4513	ITV16TT	4718	ITV16	5338
3823	W24FPR-U10	6058					IWF24	5380
3824	W20ESR-U	3057	PW20TT	4502	IW20TT	4709	IW20	5306
3830	W29ESR-V	4059					IW31	5319
3837	PQ20R13	3244	PQ20TT	4508	IQ20TT	4707	IQ20	5302
3857							IRE01-32	5721
3901	U22ESR-N	4174					IU22	5361
3903	IW20TT	4709	PW20TT	4502	IW20TT	4709	IW20	5306
3913	W27S-U	4055						
3914	W27FS-U	4052					IWF27	5381
3920							IA01-31	5723
3922	W20FSR-U	6053					IWF20	5378
3923	W24EPR-U	4136					IW24	5316
3932	XU22EPR-U	3179					IXU22	5308
3933	PQ20R8	3223	PQ20TT	4508	IQ20TT	4707	IQ20	5302
3949	IW31	5319					IW01-32	5717
3951	T20EPR-U15	5033	PT20TT	4512	IT20TT	4714	IT20	5326
3961	W24ESR-U	4033					IW24	5316

NGK	DENSO		PLATINUM TT		IRIDIUM TT		IR POWER / IR RACING	
	PART	STK	PART	STK	PART	STK	PART	STK
3964	K20TXR	5063	PK20TT	4504	IK20TT	4702	IK20	5304
3967	K16TR11	3194	PK16TT	4503	IK16TT	4701	IK16	5303
3971	P16R	3004	PW16TT	4501	IW16TT	4708	IW16	5305
3978	PK22PR11	3265					IK22	5310
3979							IQ02-27	5711
3981	IW27	5317					IW01-27	5714
3992	W27ES-V	4047					IW27	5317
4014	PK20PR11	3168	PK20TT	4504	IK20TT	4702	IK20	5304
4015	W27ESR-V	4049					IW27	5317
4043	KJ14CR11	3237	PK16TT	4503	IK16TT	4701	IK16	5303
4043	KJ14CR-L11	3167	PK16TT	4503	IK16TT	4701	IK16	5303
4045	PQ20R	3117	PQ20TT	4508	IQ20TT	4707	IQ20	5302
4055	IW22	5307					IW22	5307
4074							IW06-27	5744
4076	IW31	5319					IW01-32	5717
4085	IWF20	5378					IWF20	5378
4091	IK22	5310					IK22	5310
4095			PK20TT	4504	IK20TT	4702	IK20	5304
4110	W14F-U	4012						
4111	W16FP-U	4019					IWF16	5359
4113	IW27	5317					IW01-27	5714
4115	PK20PR-L13	3172	PK20TT	4504	IK20TT	4702	IK20	5304
4122	W22FSR	4024					IWF22	5379
4129	W14E	6009						
4133	W14LM-US	6035						
4146	W9LM-US	6057						
4146	W9LMR-US	6071						
4156							IUF27A	5385
4172	W24ESR-U	4033					IW24	5316
4177	T20EPR-U	5032	PT20TT	4512	IT20TT	4714	IT20	5326
4179	XU24EPR-U	3312					IXU24	5309
4210	W16FS-U	3034					IWF16	5359
4212			PKH20TT	4506	IKH20TT	4704	IKH20	5344
4213	ZTJ16R10	5090	PT16TT	4511	IT16TT	4713	IT16	5325
4216							RU01-31	5739
4218	IU24	5362					IU01-24	5734
4224	W14EXR-U11	3014	PW16TT	4503	IW16TT	4708	IW16	5305
4226	W22M-U	6026						
4234	W31EMR-C	4160					IWM31	5393
4253							IK22	5310
4254	IU31	5364					IU01-31	5736
4259							IU22	5361
4268	W14EXR-U15	3015	PW16TT	4501	IW16TT	4708	IW16	5305
4282							IRL01-31	5755
4282	IRL01-31	5755					IRL01-31	5755
4285	K22PBR-S	5062					IK22	5310
4288	SXU22HDR8	3441					IXUH22	5353
4291	KJ20CR-L11	3133	PK20TT	4504	IK20TT	4702	IK20L	5358
4292	PK16PR-L11	3275	PK16TT	4503	IK16TT	4701	IK16	5303
4294	SKJ20CR-A8	3371	PK20TT	4504	IK20TT	4702	IK20L	5358
4296	W20FPR-L	3069					IWF20	5378

NGK	DENSO		PLATINUM TT		IRIDIUM TT		IR POWER / IR RACING	
	PART	STK	PART	STK	PART	STK	PART	STK
4302	PK16TR11	3289	PK16TT	4503	IK16TT	4701	IK16	5303
4306					ITL16TT	4717	ITL20	5350
4311							IRE01-34	5722
4322	W24FSR	4037					IWF24	5380
4323	T20R-U	5038	PTF20TT	4510	ITF20TT	4716	ITF20	5331
4339	XU24EPR-U	3312					IXU24	5309
4344	ITV16TT	4718	PTV16TT	4513	ITV16TT	4718	ITV16	5338
4347	IXU24	5309					IXU01-24	5730
4363	PKJ16CR-L11	3246	PK16TT	4503	IK16TT	4701	IK16L	5357
4370							IQ02-27	5711
4374							IU24A	5365
4421	K16PR-U	3191	PK16TT	4503	IK16TT	4701	IK16	5303
4435	K16GPR-U11	3135						
4449	PTF20TT	4510	PTF20TT	4510	ITF20TT	4716	ITF20	5331
4452	W9LMR-US	6071						
4457	IW31	5319					IW01-31	5716
4458	SK20HPR-L11	3433	PKH20TT	4506	IKH20TT	4704	IKH20	5344
4462	SKJ20CR-A8	3371	PK20TT	4504	IK20TT	4702	IK20L	5358
4469	IKH16TT	4703	PKH16TT	4505	IKH16TT	4703	IKH16	5343
4477			PT20TT	4512	IT20TT	4714	IT20	5326
4482							IRE01-35	5741
4492	IW01-24	5713					IW01-24	5713
4492	IW24	5316					IW01-24	5713
4495	W24FPR-U10	6058					IWF24	5380
4497	PQ20R-P11	3322	PQ20TT	4508	IQ20TT	4707	IQ20	5302
4497	PQ20R-P11	3322	PQ20TT	4508	IQ20TT	4707	IQ20	5302
4522	W27FSR	4054					IWF27	5381
4536	W16PR-U	3037						
4547	U31ESR-N	4187					IU31A	5367
4548	U27ETR	4155					IU27A	5366
4549	U22FSR-U	4008					IUF22	5383
4551	W27FSR-U10	6055					IWF27	5381
4554	IK24	5311					IK01-24	5701
4562	W20MP-U	6023						
4563	K20PBR	5060	PK20TT	4504	IK20TT	4702	IK20	5304
4578	U22ESR-N	4174					IU22	5361
4579							IQ22	5313
4588	PQ16R	3005	PQ16TT	4507	IQ16TT	4706	IQ16	5301
4589	SK20R11	3297	PK20TT	4504	IK20TT	4702	IK20	5304
4623	X16FSR-U	4075						
4626	W22MPR-U	6043						
4629	U22FS-U	4006					IUF22	5383
4632	W20FPR-L	3069					IWF20	5378
4639	PK20PR-L11	3142	PK20TT	4504	IK20TT	4702	IK20	5304
4639	PKJ20CR-L11	3247	PK20TT	4504	IK20TT	4702	IK20	5304
4642	PK16PR-P11	3174	PK16TT	4503	IK16TT	4701	IK16	5303
4644	K22PR-U	3165					IK22	5310
4652	MA9PR-U	5006						
4654	IKH27	5347					IKH27	5347
4656	IKH01-27	5750					IKH01-27	5750
4660	IK27	5312					IK27	5312

NGK	DENSO		PLATINUM TT		IRIDIUM TT		IR POWER / IR RACING	
	PART	STK	PART	STK	PART	STK	PART	STK
4663							IU22	5361
4666	T20EP-U	5031	PT20TT	4512	IT20TT	4714	IT20	5326
4677	W27ESR-U	4045					IW27	5317
4684	W31ES-U	4062					IW31	5319
4690	W20EPR-S11	3046	PW20TT	4502	IW20TT	4709	IW20	5306
4695	U14FSR-UB	6070						
4696	SK16R11	3324	PK16TT	4503	IK16TT	4701	IK16	5303
4708	IU24	5362					IU01-24	5734
4709	IK27	5312					IK01-27	5702
4717							IU27	5363
4730	X24GPR-U	4106					IXG24	5394
4735	IXU27	5337					IXU01-27	5731
4739	W14M-U	6015						
4741	IW27	5317					IW01-27	5714
4754							IA01-34	5725
4757			PK20TT	4504	IK20TT	4702	IK20L	5358
4764							IRE01-27	5719
4772	IX27	5373					IXU01-27	5731
4776	K22PR-U	3165					IK22	5310
4778							IUF31A	5386
4793	PK20PR-P8	3245	PK20TT	4504	IK20TT	4702	IK20	5304
4823	X20FSR-U	4080						
4830	X27GPR-U	4117					IXG27	5395
4832	W31ESR-U	4176					IW31	5319
4838	W24FPR-U10	6058					IWF24	5380
4853	PK22PR8	3273					IK22	5310
4855							IX24	5372
4857							IRE01-32	5721
4867	SVK20RZ8	3373	PK20TT	4504	IK20TT	4702	IK20	5304
4888							IUH27	5369
4891	IK31	5321					IK31	5321
4894	IK31	5321					IK01-31	5703
4894	IK01-31	5703					IK01-31	5703
4895	IQ24	5314					IQ24	5314
4896	IW27	5317					IW01-27	5714
4897	W27ES-U	4046					IW27	5317
4898	IQ01-24	5707					IQ01-24	5707
4899	IQ01-27	5708					IQ01-27	5708
4900	IQ01-31	5709					IQ01-31	5709
4901	IKH24	5346					IKH24	5346
4904	SK20HR11	3421	PKH20TT	4506	IKH20TT	4704	IKH20	5344
4905	IKH01-24	5749					IKH01-24	5749
4912	SC20HR11	3444			IXEH20TT	4711		
4919	IQ20TT	4707	PQ20TT	4508	IQ20TT	4707	IQ20	5302
4921	W22MP-U	6027						
4922	W20ESR-U	3057	PW20TT	4502	IW20TT	4709	IW20	5306
4929	X24EPR-U9	4096					IX24B	5376
4930	Q20P-U	3125	PQ20TT	4508	IQ20TT	4707	IQ20	5302
4936	K16GPR-U11	3135						
4940	IU31	5364					IU01-31	5736
4948	IU24	5362					IU01-24	5734

NGK	DENSO		PLATINUM TT		IRIDIUM TT		IR POWER / IR RACING	
	PART	STK	PART	STK	PART	STK	PART	STK
4952	K22PR-U11	3192					IK22	5310
4959	K20TNR	3304	PK20TT	4504	IK20TT	4702	IK20	5304
4983	XU22EPR-U	3179					IXU22	5308
4984	P20R8	3229	PW20TT	4502	IW20TT	4709	IW20	5306
4985							IAE01-32	5747
4988	IQ31	5323					IQ01-31	5709
4996	SK16R11	3324	PK16TT	4503	IK16TT	4701	IK16	5303
4997					ITL16TT	4717	ITL16	5349
4998					ITL16TT	4717	ITL16	5349
5009							IRT01-31	5752
5009	IRT01-31	5752					IRT01-31	5752
5011	W14FP-UL10	6012						
5017	ITL16	5349			ITL16TT	4717	ITL16	5349
5018	PKH16TT	4505	PKH16TT	4505	IKH16TT	4703	IKH16	5343
5019	PTV16TT	4513	PTV16TT	4513	ITV16TT	4718	ITV16	5338
5024	W14FPR-UL	4016						
5030	Q22PR-U	3010					IQ22	5313
5034							ITF22	5332
5044	IW24	5316					IW01-24	5713
5068	IK24	5311					IK01-24	5701
5077	J16CR-U	3256	PW16TT	4501	IW16TT	4708	IW16	5305
5084	QJ16CR11	3295	PQ16TT	4507	IQ16TT	4706	IQ16	5301
5096	U22ES-N	4137					IU22	5361
5110	W22FS-U	4025					IWF22	5379
5111	W22FP-U	4021					IWF22	5379
5114							IK22	5310
5114							IK22	5310
5118	SC20HR11	3444			IXEH20TT	4711		
5122	W22ESR-U	3098					IW22	5307
5123	X24FS-U	4103						
5126	W24FS-U10	6047					IWF24	5380
5129	X22EPR-U9	4086					IX22B	5375
5141	PT20TT	4512	PT20TT	4512	IT20TT	4714	IT20	5326
5146	PT16EPR-L13	5070	PT16TT	4511	IT16TT	4713	IT16	5325
5152							IU01-34	5737
5155	K16PR-U	3191	PK16TT	4503	IK16TT	4701	IK16	5303
5196	IW27	5317					IW01-27	5714
5224	W31ES-U	4062					IW31	5319
5238	IK27	5312					IK01-27	5702
5245							IKH22	5345
5255							IRE01-27	5719
5258	IU24	5362					IU01-24	5734
5266	SKJ20DR-M11S	3432	PK20TT	4504	IK20TT	4702	IK20L	5358
5275	PQ20R-P8	3113	PQ20TT	4508	IQ20TT	4707	IQ20	5302
5275	PQ20R8	3223	PQ20TT	4508	IQ20TT	4707	IQ20	5302
5281							IXU01-31	5732
5306	ITL16	5349			ITL16TT	4717	ITL16	5349
5329	X27EPR-U9	4111					IX27B	5377
5344	SK20R11	3297	PK20TT	4504	IK20TT	4702	IK20	5304
5367					ITV20TT	4719	ITV20	5339
5368	SK20R11	3297	PK20TT	4504	IK20TT	4702	IK20	5304

NGK	DENSO		PLATINUM TT		IRIDIUM TT		IR POWER / IR RACING	
	PART	STK	PART	STK	PART	STK	PART	STK
5370	W14EKR-S11	3108						
5422	W24ESR-U	4033					IW24	5316
5423	X27ESR-U	4116					IX27	5373
5424	K16PR-U11	3130	PK16TT	4503	IK16TT	4701	IK16	5303
5438	IW27	5317					IW01-27	5714
5442	IW24	5316					IW01-24	5713
5459	PK16PR-L11	3275	PK16TT	4503	IK16TT	4701	IK16	5303
5463	PK16PR11	3264	PK16TT	4503	IK16TT	4701	IK16	5303
5464	IK16TT	4701	PK16TT	4503	IK16TT	4701	IK16	5303
5466	W20M-U	6022						
5468	SK20HPR-L11	3433	PKH20TT	4506	IKH20TT	4704	IKH20	5344
5476			PTV16TT	4513	ITV16TT	4718	ITV16	5338
5477							IXU24	5309
5495							IRT01-34	5753
5495	IRT01-34	5753					IRT01-34	5753
5496	K22PBR-S	5062					IK22	5310
5501							IRE01-31	5720
5509	K22PBR-S	5062					IK22	5310
5510	W24FS-U	4038					IWF24	5380
5526	SF50	6001						
5531	X20EPR-U9	4125						
5534	W22EPR-U	3088					IW22	5307
5539	W24FPR-L	4183					IWF24	5380
5542	PK20PR-L11	3142	PK20TT	4504	IK20TT	4702	IK20	5304
5545	IX27B	5377					IXU01-27	5731
5547	PK20TR11	3253	PK20TT	4504	IK20TT	4702	IK20	5304
5547	SK20BR11	3471	PK20TT	4504	IK20TT	4702	IK20	5304
5553	K20PR-U11	3121	PK20TT	4504	IK20TT	4702	IK20	5304
5555	PK20PR11	3168	PK20TT	4504	IK20TT	4702	IK20	5304
5555	PK20PR-L11	3142	PK20TT	4504	IK20TT	4702	IK20	5304
5566							IU01-34	5737
5581			PTV16TT	4513	ITV16TT	4718	ITV16	5338
5583	IW27	5317					IW01-27	5714
5584	KJ16CR-L11	3132	PK16TT	4503	IK16TT	4701	IK16L	5357
5584	KJ16CR-L11	3132	PK16TT	4503	IK16TT	4701	IK16	5303
5585	KJ20CR-L11	3169	PK20TT	4504	IK20TT	4702	IK20L	5358
5585	KJ20CR-L11	3169	PK20TT	4504	IK20TT	4702	IK20	5304
5588			PKH20TT	4506	IKH20TT	4704	IKH20	5344
5598			PT20TT	4512	IT20TT	4714	IT20	5326
5599					IT16TT	4713	IT16	5325
5599					IT16TT	4713	IT16	5325
5626	SF51	6002						
5627	W24ES-U	4030					IW24	5316
5628	W14M-U	6015						
5629	X22EP-U9	4085					IX22B	5375
5632	Q20PR-U11	3008	PQ20TT	4508	IQ20TT	4707	IQ20	5302
5643	K16PR-U11	3130	PK16TT	4503	IK16TT	4701	IK16	5303
5648	SK20PR-A8	3403	PK20TT	4504	IK20TT	4702	IK20	5304
5649	K20TXR	5063	PK20TT	4504	IK20TT	4702	IK20	5304
5657							ITF24	5333
5666	U24FER9	4127					IUH24	5368

NGK	DENSO		PLATINUM TT		IRIDIUM TT		IR POWER / IR RACING	
	PART	STK	PART	STK	PART	STK	PART	STK
5684	PT16TT	4511	PT16TT	4511	IT16TT	4713	IT16	5325
5685	W16ETR-S	3216	PW16TT	4501	IW16TT	4708	IW16	5305
5686	IX22	5371					IX22	5371
5687	IWF27	5381					IWF27	5381
5688	IQ16TT	4706	PQ16TT	4507	IQ16TT	4706	IQ16	5301
5689	IQ20TT	4707	PQ20TT	4508	IQ20TT	4707	IQ20	5302
5690	IQ22	5313					IQ22	5313
5691	IQ22	5313					IQ22	5313
5693	IK16TT	4701	PK16TT	4503	IK16TT	4701	IK16	5303
5722	W27ESR-U	4045					IW27	5317
5724	K20PR-L11	3144	PK20TT	4504	IK20TT	4702	IK20	5304
5728	W14MR-U	6019						
5757	PK20PR-L11	3142	PK20TT	4504	IK20TT	4702	IK20	5304
5760	P16PR11	3114	PW16TT	4501	IW16TT	4708	IW16	5305
5766							IUH27	5369
5767	K20TXR	5063	PK20TT	4504	IK20TT	4702	IK20	5304
5777	S31A	3111					IRE01-27	5719
5787	SXU22HCR11S	3461					IXUH22I	5356
5791	K22PR-U11	3192					IK22	5310
5794	SK22PR-M11S	3419					IK22G	5348
5798	W9LMR-US	6071						
5801							IU01-34	5737
5809	PT16EPR-L13	5070	PT20TT	4512	IT20TT	4714	IT20	5326
5810	W27FS-U	4052					IWF27	5381
5812	U20M-U	6003						
5820	IK31	5321					IK01-31	5703
5827	W27ES-U	4046					IW27	5317
5829	X24EP-U9	4093					IX24B	5376
5831							IW34	5320
5838	PK16PR11	3264	PK16TT	4503	IK16TT	4701	IK16	5303
5847	XU22HDR9	3445					IXUH22	5353
5851							IU24	5362
5858	W16PR-U	3037						
5861							RU01-27	5738
5866	W16ESR-U	3110	PW16TT	4501	IW16TT	4708	IW16	5305
5869	Y27FER-C	4162						
5874	PK20PR-L11	3142	PK20TT	4504	IK20TT	4702	IK20	5304
5877	W22EBR	3082					IW22	5307
5880	W31ESR-U	4176					IW31	5319
5881	K22TNR-S	3197					IK22	5310
5886	IW24	5316					IW01-24	5713
5887	SKJ16CR-A8	3370	PK16TT	4503	IK16TT	4701	IK16L	5357
5897							IU01-31	5736
5897	IU01-31	5736					IU01-31	5736
5899	SKJ16CR-A8	3370	PK16TT	4503	IK16TT	4701	IK16L	5357
5913	KJ22CR-L8	3296					IK22	5310
5921	W20M-U	6022						
5927	W31ES-U	4062					IW31	5319
5928	W14MP-U10	6017						
5944	IWF22	5379					IWF22	5379
5950	T20MP-U	6040						

NGK	DENSO		PLATINUM TT		IRIDIUM TT		IR POWER / IR RACING	
	PART	STK	PART	STK	PART	STK	PART	STK
5957							RU01-34	5740
5958							IU20	5360
5962							IW06-31	5745
5987	SK20HPR-L11	3433	PKH20TT	4506	IKH20TT	4704	IKH20	5344
5992	SXU22HCR11S	3461					IXUH22I	5356
6014	IW27	5317					IW01-27	5714
6026	W20MP-U10	6024						
6028	W14MPR-U10	6018						
6043	FXE22HR11	3442			IXEH22TT	4712		
6044			PT16TT	4511	IT16TT	4713	IT16	5325
6044							IT16	5325
6046	IXU22	5308					IXU22	5308
6130	Q16PR-U	3137	PQ16TT	4507	IQ16TT	4706	IQ16	5301
6150	W14LM-U	6014						
6159	FK16HR11	3450			IKH16TT	4703		
6176	FK20HR11	3426			IKH20TT	4704	IKH20	5344
6193	X27ETR	4130					IX27	5373
6208	U24FSR-U	4010					IUF24	5384
6216	IUH27	5369					IUH27	5369
6221	T20M-U	6039						
6222	W16FPR-U	4192					IWF16	5359
6240	SK16HR11	3417	PKH16TT	4505	IKH16TT	4703	IKH16	5343
6241	W22FS-U	4025					IWF22	5379
6259	IW24	5316					IW01-24	5713
6261	W20EXR-U11	3212	PW20TT	4502	IW20TT	4709	IW20	5306
6262	Q20PR-U11	3008	PQ20TT	4508	IQ20TT	4707	IQ20	5302
6262	Q20R-U11	3009	PQ20TT	4508	IQ20TT	4707	IQ20	5302
6262	Q20PR-U11	3008	PQ20TT	4508	IQ20TT	4707	IQ20	5302
6263	U27ESR-N	4131					IU27	5363
6264	U31ESR-N	4187					IU31	5364
6282	Q22PR-U	3010					IQ22	5313
6289	IU27	5363					IU01-27	5735
6290	PK20PR11	3168	PK20TT	4504	IK20TT	4702	IK20	5304
6292	K20TXR	5063	PK20TT	4504	IK20TT	4702	IK20	5304
6326	W20FP-U10	6037					IWF20	5378
6328	W14MPR-U10	6018						
6334	J16CR-U	3256	PW16TT	4501	IW16TT	4708	IW16	5305
6341	IK16TT	4701	PK16TT	4503	IK16TT	4701	IK16	5303
6364	K20PR-U	3145	PK20TT	4504	IK20TT	4702	IK20	5304
6371	K16PR-P11	3293	PK16TT	4503	IK16TT	4701	IK16	5303
6376	K16HPR-U11	6076	PKH16TT	4505	IKH16TT	4703	IKH16	5343
6378							IU24	5362
6410	W16ES-U	3025	PW16TT	4501	IW16TT	4708	IW16	5305
6418	IK20TT	4702	PK20TT	4504	IK20TT	4702	IK20	5304
6419							IUH27	5369
6421	T22M-U	6041						
6422	W22FPR-U	4022					IWF22	5379
6427	W20EXR-U	3066	PW20TT	4502	IW20TT	4709	IW20	5306
6430	KJ20CR-L11	3169	PK20TT	4504	IK20TT	4702	IK20	5304
6431	SF24	6038						
6441	IK20TT	4702	PK20TT	4504	IK20TT	4702	IK20	5304

NGK	DENSO		PLATINUM TT		IRIDIUM TT		IR POWER / IR RACING	
	PART	STK	PART	STK	PART	STK	PART	STK
6448							IRE01-27	5719
6458	PK20PR-P8	3245	PK20TT	4504	IK20TT	4702	IK20	5304
6468							ITF27	5334
6481	SK20HPR-L11	3433	PKH20TT	4506	IKH20TT	4704	IKH20	5344
6482	IU31	5364					IU01-31	5736
6490	K20HR-U11	3381	PKH20TT	4506	IKH20TT	4704	IKH20	5344
6499	K16HPR-U11	6076	PKH16TT	4505	IKH16TT	4703	IKH16	5343
6500	U20FSR-U	4004						
6501							IUH27	5369
6502	VK16PRZ11	5628	PK16TT	4503	IK16TT	4701	IK16	5303
6504	PK22PR8	3273					IK22	5310
6507	SVK20RZ8	3373	PK20TT	4504	IK20TT	4702	IK20	5304
6508							IU27	5363
6509	ITV20TT	4719			ITV20TT	4719	ITV20	5339
6510	ITV22	5340					ITV22	5340
6512	X20FS-U	4078						
6521	W22M-U	6026						
6535	U16FSR-UB	6050						
6544	U27ESR-N	4131					IUH27	5369
6546	IXU24	5309					IXU24	5309
6569	PK16PR11	3264	PK16TT	4503	IK16TT	4701	IK16	5303
6579	PT16EPR-L13	5070	PT16TT	4511	IT16TT	4713	IT16	5325
6579	PT16EPR10	5091	PT16TT	4511	IT16TT	4713	IT16	5325
6588			PK20TT	4504	IK20TT	4702	IK20	5304
6588			PK20TT	4504	IK20TT	4702	IK20	5304
6596	IK34	5322					IK01-34	5742
6597	IW16TT	4708	PW16TT	4501	IW16TT	4708	IW16	5305
6607							IU24	5362
6612	W25EBR	3103					IW24	5316
6619	IKH20TT	4704	PKH20TT	4506	IKH20TT	4704	IKH20	5344
6629	X27EP-U9	4108					IX27B	5377
6630	T16PR-U	5025	PTF16TT	4509	ITF16TT	4715	ITF16	5330
6637	IW20TT	4709	PW20TT	4502	IW20TT	4709	IW20	5306
6644	PT16EPR-L13	5070	PT16TT	4511	IT16TT	4713	IT16	5325
6650	IXU27	5337					IXU01-27	5731
6664	W22ES-U	3093					IW22	5307
6668	K20HR-U11	3381	PKH20TT	4506	IKH20TT	4704	IKH20	5344
6681	IX24	5372					IXU01-24	5730
6684	IW24	5316					IW01-24	5713
6689	U16FER9	4222						
6692	W31FS	4065						
6696	Q16PR-U11	5016	PQ16TT	4507	IQ16TT	4706	IQ16	5301
6700							IRL01-27	5754
6700							IRL01-27	5754
6701							IRT01-31	5752
6726	W20MPR-U10	6032						
6729	W24FPR-U10	6058					IWF24	5380
6735	W16EKR-S11	3016	PW16TT	4501	IW16TT	4708	IW16	5305
6737	K16GPR-U11	3135						
6740	PK20TR11	3253	PK20TT	4504	IK20TT	4702	IK20	5304
6740	SK20BR11	3471	PK20TT	4504	IK20TT	4702	IK20	5304

NGK	DENSO		PLATINUM TT		IRIDIUM TT		IR POWER / IR RACING	
	PART	STK	PART	STK	PART	STK	PART	STK
6741	SK20R11	3297	PK20TT	4504	IK20TT	4702	IK20	5304
6742	IWF24	5380					IWF24	5380
6745	K16R-U11	3120	PK16TT	4503	IK16TT	4701	IK16	5303
6747	W24ESR-U	4033					IW27	5317
6757	W20ETR-L	3277	PW20TT	4502	IW20TT	4709	IW20	5306
6774	SKJ20DR-M13	3401	PK20TT	4504	IK20TT	4702	IK20L	5358
6777							IUH27	5369
6779	Q20PR-U11	3008	PQ20TT	4508	IQ20TT	4707	IQ20	5302
6799	SC20HR11	3444			IXEH20TT	4711		
6801	W31ESR-U	4176					IW31	5319
6821	U24FS-U	4009					IUF24	5384
6832	W22EPR-U11	3089					IW22	5307
6837	T20EPR-U	5032	PT20TT	4512	IT20TT	4714	IT20	5326
6853	IW27	5317					IW01-27	5714
6855	KJ22CR-L11	3348					IK22	5310
6858	FK20HBR11	3473			IKBH20TT	4705		
6876	PKJ20CR8	3173	PK20TT	4504	IK20TT	4702	IK20L	5358
6899	U20EPR9	4228					IU20	5360
6917							IRE01-27	5719
6928	W14EP-U	6010	PW16TT	4503	IW16TT	4708	IW16	5305
6931	W20EKR-S11	3041	PW20TT	4502	IW20TT	4709	IW20	5306
6937	W16EXR-U11	3032	PW16TT	4501	IW16TT	4708	IW16	5305
6945	T16PR-U15	5027	PTF16TT	4509	ITF16TT	4715	ITF16	5330
6953	K16PR-U11	3130	PK16TT	4503	IK16TT	4701	IK16	5303
6955	U27ESR-N	4131					IU27	5363
6957	W31ESR-U	4176					IW27	5317
6962	K20PR-U	3145	PK20TT	4504	IK20TT	4702	IK20	5304
6965	U20ESR-N	4221						
6966							IUH27	5369
6985							IU24A	5365
6987	KJ20CR-L11	3169	PK20TT	4504	IK20TT	4702	IK20L	5358
6988	IK22	5310					IK22	5310
6992	K20PBR-S10	5061	PK20TT	4504	IK20TT	4702	IK20	5304
6993	K20TXR	5063	PK20TT	4504	IK20TT	4702	IK20	5304
6994	SKJ20DR-M11	3377	PK20TT	4504	IK20TT	4702	IK20L	5358
7001	IWF24	5380					IWF24	5380
7021	W20MP-U	6023						
7022	W20FPR-U	3070					IWF20	5378
7023	U20FSR-U	4004						
7031	W22EPR-U11	3089					IW22	5307
7037	W20EKR-S11	3041	PW20TT	4502	IW20TT	4709	IW20	5306
7043							RU01-34	5740
7052	T20R-U	5038	PTF20TT	4510	ITF20TT	4716	ITF20	5331
7060	T20EPR-U	5032	PT20TT	4512	IT20TT	4714	IT20	5326
7067	IWF22	5379					IWF22	5379
7082	PW16TT	4501	PW16TT	4501	IW16TT	4708	IW16	5305
7084	PW20TT	4502	PW20TT	4502	IW20TT	4709	IW20	5306
7086	PQ16TT	4507	PQ16TT	4507	IQ16TT	4706	IQ16	5301
7088	PQ20TT	4508	PQ20TT	4508	IQ20TT	4707	IQ20	5302
7090	PK16TT	4503	PK16TT	4503	IK16TT	4701	IK16	5303
7092	PK20TT	4504	PK20TT	4504	IK20TT	4702	IK20	5304

NGK	DENSO		PLATINUM TT		IRIDIUM TT		IR POWER / IR RACING	
	PART	STK	PART	STK	PART	STK	PART	STK
7094	PK20TT	4504	PK20TT	4504	IK20TT	4702	IK20	5304
7096	K16GPR-U11	3135						
7098	PK16TT	4503	PK16TT	4503	IK16TT	4701	IK16	5303
7100	PK20TT	4504	PK20TT	4504	IK20TT	4702	IK20	5304
7102	PK16TT	4503	PW16TT	4501	IW16TT	4708	IK16	5303
7112	X24FS-U	4103						
7131	W20EPR-U	3047	PW20TT	4502	IW20TT	4709	IW20	5306
7133	W20EPR-U11	3049	PW20TT	4502	IW20TT	4709	IW20	5306
7149	IW16TT	4708	PW16TT	4501	IW16TT	4708	IW16	5305
7159	PT20TT	4512	PT20TT	4512	IT20TT	4714	IT20	5326
7162	X24ESR-U	4101					IX24	5372
7164	IT20TT	4714	PT20TT	4512	IT20TT	4714	IT20	5326
7168	XU24EPR-U	3312					IXU24	5309
7173	IK24	5311					IK01-24	5701
7177	ITF16TT	4715	PTF20TT	4510	ITF16TT	4715	ITF20	5331
7189	W14PR-U	6021						
7210	Q20PR-U11	3008	PQ20TT	4508	IQ20TT	4707	IQ20	5302
7214	IW16TT	4708	PW16TT	4501	IW16TT	4708	IW16	5305
7222	W14EPR-U	6011	PW16TT	4503	IW16TT	4708	IW16	5305
7223	U22FSR-U	4008					IUF22	5383
7226	W22EPR-U11	3089					IW22	5307
7237	X24ESR-U	4101					IX24	5372
7240	T20R-U	5038	PTF20TT	4510	ITF20TT	4716	ITF20	5331
7243	IT20TT	4714	PT20TT	4512	IT20TT	4714	IT20	5326
7252	KJ20CR-L11	3169	PK20TT	4504	IK20TT	4702	IK20L	5358
7272	ITF20TT	4716	PTF20TT	4510	ITF20TT	4716	ITF20	5331
7274	IUF22	5383					IUF22	5383
7293	W14PR-U	6021						
7300	IT16TT	4713	PT16TT	4511	IT16TT	4713	IT16	5325
7316	IT20TT	4714	PT20TT	4512	IT20TT	4714	IT20	5326
7317							IT24	5328
7321	W22MP-U	6027						
7327	W16EX-U	3027	PW16TT	4501	IW16TT	4708	IW16	5305
7331	W20FP-U	3068					IWF20	5378
7333	W20EP-U	3043	PW20TT	4502	IW20TT	4709	IW20	5306
7334	W20EP-U11	3109	PW20TT	4502	IW20TT	4709	IW20	5306
7348	ITF20TT	4716	PTF20TT	4510	ITF20TT	4716	ITF20	5331
7355	W16P-U	3036						
7373	K20PR-U	3145	PK20TT	4504	IK20TT	4702	IK20	5304
7383	W24FS-U	4038					IWF24	5380
7385	IU22	5361					IU22	5361
7390	K16R-U	3119	PK16TT	4503	IK16TT	4701	IK16	5303
7397	IT16TT	4713	PT16TT	4511	IT16TT	4713	IT16	5325
7400							RU01-31	5739
7401	ITF16TT	4715	PTF16TT	4509	ITF16TT	4715	ITF16	5330
7405	IK27	5312					IK01-27	5702
7411	U24ESR-N	4126					IU24	5362
7415							IXU24	5309
7418	SK16PR-L11	3395	PK16TT	4503	IK16TT	4701	IK16	5303
7421	W20MR-U	6025						
7432	W20ES-U	3051	PW20TT	4502	IW20TT	4709	IW20	5306

NGK	DENSO		PLATINUM TT		IRIDIUM TT		IR POWER / IR RACING	
	PART	STK	PART	STK	PART	STK	PART	STK
7444	X31ETR	4170						
7447	SF24	6038						
7452							IXU01-31	5732
7457	IWM31	5393					IWM01-31	5727
7471	U24ES-N	4196					IU24	5362
7473	U24FE9	4202					IUH24	5368
7496	Q16PR-U	3137	PQ16TT	4507	IQ16TT	4706	IQ16	5301
7498	W27ES-U	4046					IW27	5317
7499	U27ES-N	4128					IU27	5363
7502	U27FER9	4129					IUH27	5369
7505	SK20HPR-L11	3433	PKH20TT	4506	IKH20TT	4704	IKH20	5344
7510	MA16PR-U	5008						
7512	X20ES-U	4076						
7516	ITF16TT	4715	PTF16TT	4509	ITF16TT	4715	ITF20	5331
7517	W20EPBR-S	5067	PW20TT	4502	IW20TT	4709	IW20	5306
7526	W27ES-U	4046					IW27	5317
7532	W16EXR-U11	3032	PW16TT	4501	IW16TT	4708	IW16	5305
7534	W20FS-U	3073					IWF20	5378
7544	IUF22	5383					IUF22	5383
7546	U24ETR	4158					IU22	5361
7548	W27ESR-U	4045					IW27	5317
7556							IUH27	5369
7558	KJ16CR11	3131	PK16TT	4503	IK16TT	4701	IK16L	5357
7559	ITF16TT	4715	PTF16TT	4509	ITF16TT	4715	ITF16	5330
7588	ITF20TT	4716	PTF20TT	4510	ITF20TT	4716	ITF20	5331
7612	W16LS	3035						
7613	W31ESR-U	4176					IW31	5319
7634	W16EPR-U11	3201	PW16TT	4501	IW16TT	4708	IW16	5305
7654	SK20HR11	3421	PKH20TT	4506	IKH20TT	4704	IKH20	5344
7658	SVK20RZ11	3449	PK20TT	4504	IK20TT	4702	IK20	5304
7669	IUF24	5384					IUF24	5384
7677	W9LMR-US	6071						
7692	IU24	5362					IU01-24	5734
7696	PKJ20CR8	3173	PK20TT	4504	IK20TT	4702	IK20L	5358
7726	W20ETR-S	3060	PW20TT	4502	IW20TT	4709	IW20	5306
7727	W20EX-U	3062	PW20TT	4502	IW20TT	4709	IW20	5306
7732	W16EX-U11	3205	PW16TT	4501	IW16TT	4708	IW16	5305
7734	W16EPR-U	3021	PW16TT	4501	IW16TT	4708	IW16	5305
7740	PT16EPR-L13	5070	PT16TT	4511	IT16TT	4713	IT16	5325
7743	PKJ16CR-L11	3246	PK16TT	4503	IK16TT	4701	IK16L	5357
7746	SK22PR-M11S	3419					IK22G	5348
7746	SK22PR-M11S	3419					IK22	5310
7751	SXU22HCR11S	3461					IXUH22I	5356
7755	Q16PR-U11	5016	PQ16TT	4507	IQ16TT	4706	IQ16	5301
7756							IRE01-34	5722
7763	IW27	5317					IW01-27	5714
7772	PK22PR-L11S	3284					IK22G	5348
7772	PK22PR-L11S	3284					IK22	5310
7773	T20P-U	5034	PTF20TT	4510	ITF20TT	4716	ITF20	5331
7781	QJ16HR-U	5018	PQ16TT	4507	IQ16TT	4706	IQ16	5301
7784	U24ESR-N	4126					IU24	5362

NGK	DENSO		PLATINUM TT		IRIDIUM TT		IR POWER / IR RACING	
	PART	STK	PART	STK	PART	STK	PART	STK
7785							IU27A	5366
7787	K20HR-U11	3381	PKH20TT	4506	IKH20TT	4704	IKH20	5344
7788	W27ESR-U	4045					IW27	5317
7790	PKJ20CR-L11	3247	PK20TT	4504	IK20TT	4702	IK20L	5358
7791							IU01-24	5734
7791	IU01-24	5734					IU01-24	5734
7792	IU01-27	5735					IU01-27	5735
7795	IXU27	5337					IXU27	5337
7797	K16TNR-S9	3329	PK16TT	4503	IK16TT	4701	IK16	5303
7803	IX22B	5375					IXU01-24	5730
7808	K20PBR-S10	5061	PK20TT	4504	IK20TT	4702	IK20	5304
7823	W14FPR-UL	4016						
7829	W22FP-U10	4168					IWF22	5379
7832	W16EP-U	3018	PW16TT	4501	IW16TT	4708	IW16	5305
7834	W16EX-U	3027	PW16TT	4501	IW16TT	4708	IW16	5305
7839	X22ESR-U	4091					IX22	5371
7840	U16FSR-U	4171						
7854	Q16PR-U11	5016	PQ16TT	4507	IQ16TT	4706	IQ16	5301
7854	SK16PR-L11	3395	PK16TT	4503	IK16TT	4701	IK16	5303
7862	PTJ16R15	5077			IT16TT	4713	IT16	5325
7866	SK16PR-L11	3395	PK16TT	4503	IK16TT	4701	IK16	5303
7866	SK16PR-L11	3395	PK16TT	4503	IK16TT	4701	IK16	5303
7891							IT27	5329
7901	IX22B	5375					IXU01-27	5731
7910	W20ES-U	3051	PW20TT	4502	IW20TT	4709	IW20	5306
7912	X22ES-U	4090					IX22	5371
7913	SK20HPR-L11	3433	PKH20TT	4506	IKH20TT	4704	IKH20	5344
7928	W31ES-U	4062					IW31	5319
7938	K16PR-U	3191	PK16TT	4503	IK16TT	4701	IK16	5303
7942	IK31	5321					IK01-31	5703
7963	PK22PR8	3273					IK22	5310
7966	PTF20TT	4510	PTF20TT	4510	ITF20TT	4716	ITF20	5331
7967							IU20	5360
7968	K16GPR-U11	3135						
7969	K20TXR	5063	PK20TT	4504	IK20TT	4702	IK20	5304
7986	W24ESR-U	4033					IW24	5316
7990	K20R-U	3122	PK20TT	4504	IK20TT	4702	IK20	5304
7994	SK16PR-A11	3356	PK16TT	4503	IK16TT	4701	IK16	5303
8201	IY24	5400					IY24	5400
9029	FXE20HR11	3439			IXEH20TT	4711		
9198	IU24A	5365					IU24A	5365
9723	SXU22HCR11S	3461					IXUH22I	5356
90074	DXU22HCR-D11S	3483					IXUH22I	5356
90656					ITV20TT	4719	ITV20	5339
91039							IK22	5310
91064							IU24	5362
92041	PKJ16CR8	3175	PK16TT	4503	IK16TT	4701	IK16	5303
92174	K16HPR-U11	6076	PKH16TT	4505	IKH16TT	4703	IKH16	5343
92838	PT16EPR10	5091	PT16TT	4511	IT16TT	4713	IT16	5325
92924	DXU22HCR-D11S	3483					IXUH22I	5356
93026	FXE24HR11	3457						

NGK	DENSO		PLATINUM TT		IRIDIUM TT		IR POWER / IR RACING	
	PART	STK	PART	STK	PART	STK	PART	STK
93053							IXUH22	5353
93482	FXE22HR11	3442			IXEH22TT	4712		
93759	FK16HR11	3450			IKH16TT	4703		
93815	ZXU20HCR8	3479						
93858	PT16EPR10	5091	PTV16TT	4513	ITV16TT	4718	ITV16	5338
93858	PT16EPR10	5091	PT16TT	4511	IT16TT	4713	IT16	5325
94167	DK20PR-D13	3476						
94716	SXU22HDR8	3441					IXUH22	5353
94806	ITV20	5339			ITV20TT	4719	ITV20	5339
94806					ITV20TT	4719	ITV20	5339
96870					ITV20TT	4719	ITV20	5339
97218							IKH22	5345
97606			PKH16TT	4505	IKH16TT	4703	IKH16	5343
97932	SKJ16CR-L11	3396	PK16TT	4503	IK16TT	4701	IK16L	5357
98376	FK16HR11	3450			IKH16TT	4703		
A5FS	MA16PR-U	5008						
A-6	M17	5002						
A6FS	MA20PR-U	5013						
A7	M22	5003						
A-8	M24S	5004						
AB-2	L14-U	5000						
AB-6	MW17	5088						
AB-7	M22	5003						
AP4FS	MA9P-U	5005						
AP5FS	MA16P-U	5007						
AP6F	MA20P-U	5012						
AP6FS	MA20P-U	5012						
AP7FS	MA20P-U	5012						
APR5FS	MA16PR-U	5008						
APR5FS-11	MA16PR-U11	5009						
APR5FS-15	MA16PR-U11	5009						
APR6F	MA20PR-U	5013						
APR6FS	MA20PR-U	5013						
AR5FS	MA16PR-U	5008						
AR6	L14-U	5000						
AR6FS	MA20PR-U	5013						
AR6FS-11	MA20PR-U	5013						
B10	W31S-U	6031						
B105EGP	W32EPT	6904					IW31	5319
B105EGV	W32EPT	6904					IW31	5319
B105EP	W32EPT	6904					IW31	5319
B10ECS	W31ES-U	4062					IW31	5319
B10EG	W31ES-U	4062					IW31	5319
B10EGP	W31ES-U	4062					IW31	5319
B10EGV	W31ES-U	4062					IW31	5319
B10EN							IW31	5319
B10EP	W32EPT	6904					IW31	5319
B10ES	W31ES-U	4062					IW31	5319
B10EV	W31ES-U	4062					IW31	5319
B10EVX	W31ES-U	4062					IW31	5319
B10H	W31FS	4065						

NGK	DENSO		PLATINUM TT		IRIDIUM TT		IR POWER / IR RACING	
	PART	STK	PART	STK	PART	STK	PART	STK
B10HS	W31FS	4065						
B10HV	W31FS	4065						
B10HVX	W31FS	4065						
B10S	W31S-U	6031						
B11EG							IW34	5320
B11EGP							IW34	5320
B11EGV							IW34	5320
B11EN							IW34	5320
B11EP							IW34	5320
B2	W9-U	6004						
B2LM	W9LM-US	6057						
B2LM/CS1	W9-U	6004						
B2LMY	W9LM-US	6057						
B2LMYBL1	W9LMR-US	6071						
B4	W14-U	6008						
B4-10	W14-U	6008						
B4ES	W14E	6009						
B4H	W14F-U	4012						
B4H-10	W14F-U	4012						
B4HS	W14F-U	4012						
B4L	W14L	6013						
B4LM	W14LM-U	6014						
B4LM/CS4	W20MR-U	6025						
B4LMY	W14LM-U	6014						
B5EB	W16ES-U	3025	PW16TT	4501	IW16TT	4708	IW16	5305
B5EB-11	W16EKR-S11	3016	PW16TT	4501	IW16TT	4708	IW16	5305
B5ES	W16ES-U	3025	PW16TT	4501	IW16TT	4708	IW16	5305
B5EV	W16EXR-U	3031	PW16TT	4501	IW16TT	4708	IW16	5305
B5HS	W16FS-U	3034					IWF16	5359
B5S	W16S-U	5044						
B6EB	W20EKR-S11	3041	PW20TT	4502	IW20TT	4709	IW20	5306
B6EB-11	W20EKR-S11	3041	PW20TT	4502	IW20TT	4709	IW20	5306
B6EB-L11	W20EKR-S11	3041	PW20TT	4502	IW20TT	4709	IW20	5306
B6EFS	T20EP-U	5031	PT20TT	4512	IT20TT	4714	IT20	5326
B6EM	W22EBR	3082						
B6ES	W20ES-U	3051	PW20TT	4502	IW20TT	4709	IW20	5306
B6ES-11	W20ES-U	3051	PW20TT	4502	IW20TT	4709	IW20	5306
B6EV			PQ16TT	4507	IW20TT	4709	IW20	5306
B6EVX			PQ16TT	4507	IW20TT	4709	IW20	5306
B6FS	T20R-U	5038	PTF20TT	4510	ITF20TT	4716	ITF20	5331
B6HS	W20FS-U	3073					IWF20	5378
B6HS-10	W20FS-U	3073					IWF20	5378
B6HSA	W20FS-U	3073					IWF20	5378
B6HV	W20FS-U	3073					IWF20	5378
B6HVX	W20FS-U	3073					IWF20	5378
B6L	W16LS	3035						
B6LY	W16LS	3035						
B6LYBL1	W16LS	3035						
B6S	W20S-U	3075						
B6S/CS3	W20S-U	3075						
B6Y	W20S-U	3075						

NGK	DENSO		PLATINUM TT		IRIDIUM TT		IR POWER / IR RACING	
	PART	STK	PART	STK	PART	STK	PART	STK
B6YBL1	W20S-U	3075						
B77HC	W24FS-U	4038					IWF24	5380
B7EB	W22EKR-S11	3170					IW22	5307
B7EB-11	W22EKR-S11	3170					IW22	5307
B7ECS	W22ES-U	3093					IW22	5307
B7EG	W22ES-U	3093					IW22	5307
B7EM	W22EBR	3082						
B7ES	W22ES-U	3093					IW22	5307
B7ES-11	W22ES-U	3093					IW22	5307
B7ET	W22EBR	3082						
B7EV	W22ES-U	3093					IW22	5307
B7EVX	W22ES-U	3093					IW22	5307
B7HCS	W22FS-U	4025					IWF22	5379
B7HS	W22FS-U	4025					IWF22	5379
B7HS-10	TR22-10	6052					IWF22	5379
B7HV	W22FS-U	4025					IWF22	5379
B7HVX	W22FS-U	4025					IWF22	5379
B7S	W22S-U	4027						
B85EGP							IW24	5316
B85EGV	W27ES-U	4046					IW27	5317
B8ECS	W24ES-U	4030					IW24	5316
B8EFS							IT24	5328
B8EG	W24ES-V	4034					IW24	5316
B8EGP							IW24	5316
B8EGV	W24ES-U	4030					IW24	5316
B8EM	W25EBR	3103						
B8EN							IW01-24	5713
B8EP							IW01-24	5713
B8ES	W24ES-U	4030					IW24	5316
B8ES-11	W24ES-U	4030					IW24	5316
B8ET	W25EB	3102						
B8EV	W24ES-U	4030					IW24	5316
B8EVX	W24ES-U	4030					IW24	5316
B8HCS	W24FS-U	4038					IWF24	5380
B8HS	W24FS-U	4038					IWF24	5380
B8HS-10	W24FS-U10	6047					IWF24	5380
B8HSA							IWF24	5380
B8HV	W24FS-U	4038					IWF24	5380
B8HVX	W24FS-U	4038					IWF24	5380
B8S	W24S-U	4040						
B95EG	W29ES-V	4058					IW29	5318
B95EGP							IW29	5318
B95EGV	W29ES-V	4058					IW29	5318
B95EP							IW29	5318
B9ECS	W27ES-U	4046					IW27	5317
B9EFS							IT27	5329
B9EG	W27ES-V	4047					IW27	5317
B9EGP							IW27	5317
B9EGV	W27ES-U	4046					IW27	5317
B9EM							IRE01-27	5719
B9EN							IW01-27	5714

NGK	DENSO		PLATINUM TT		IRIDIUM TT		IR POWER / IR RACING	
	PART	STK	PART	STK	PART	STK	PART	STK
B9EP							IW27	5317
B9ES	W27ES-U	4046					IW27	5317
B9EV	W27ES-U	4046					IW27	5317
B9EVX	W27ES-U	4046					IW27	5317
B9HCS	W27FS-U	4052					IWF27	5381
B9HCV	W27FS-U	4052					IWF27	5381
B9HN							IWF27	5381
B9HP							IWF27	5381
B9HS	W27FS-U	4052					IWF27	5381
B9HS-10	W27FS-U10	6028					IWF27	5381
B9HV	W27FS-U	4052					IWF27	5381
B9HVX	W27FS-U	4052					IWF27	5381
B9S	W27S-U	4055						
BCP4ES	Q14R-U11	3183	PQ16TT	4503	IQ16TT	4706	IQ16	5301
BCP4ES-11	Q14R-U11	3183	PQ16TT	4503	IQ16TT	4706	IQ16	5301
BCP5E	Q16PR-U11	5016	PQ16TT	4507	IQ16TT	4706	IQ16	5301
BCP5E-11			PQ16TT	4507	IQ16TT	4706	IQ16	5301
BCP5ES	Q16PR-U	3137	PQ16TT	4507	IQ16TT	4706	IQ16	5301
BCP5ES-11	Q16R-U11	3006	PQ16TT	4507	IQ16TT	4706	IQ16	5301
BCP5ET	K20PBR	5060	PK20TT	4504	IK20TT	4702	IK20	5304
BCP5EV	Q16PR-U11	5016	PQ16TT	4507	IQ16TT	4706	IQ16	5301
BCP5EV-11	Q16PR-U11	5016	PQ16TT	4507	IQ16TT	4706	IQ16	5301
BCP5EVX	Q16PR-U11	5016	PQ16TT	4507	IQ16TT	4706	IQ16	5301
BCP5EVX-11	Q16PR-U11	5016	PQ16TT	4507	IQ16TT	4706	IQ16	5301
BCP5EY			PQ16TT	4507	IQ16TT	4706	IQ16	5301
BCP5EY-11			PQ16TT	4507	IQ16TT	4706	IQ16	5301
BCP6E	Q20P-U	3125	PQ20TT	4508	IQ20TT	4707	IQ20	5302
BCP6E-11	Q20PR-U11	3008	PQ20TT	4508	IQ20TT	4707	IQ20	5302
BCP6ES	Q20P-U	3125	PQ20TT	4508	IQ20TT	4707	IQ20	5302
BCP6ES-11	Q20PR-U11	3008	PQ20TT	4508	IQ20TT	4707	IQ20	5302
BCP6ET	K20PBR	5060	PK20TT	4504	IK20TT	4702	IK20	5304
BCP6EV	Q20PR-U11	3008	PQ20TT	4508	IQ20TT	4707	IQ20	5302
BCP6EV-11	Q20PR-U11	3008	PQ20TT	4508	IQ20TT	4707	IQ20	5302
BCP6EVX	Q20PR-U11	3008	PQ20TT	4508	IQ20TT	4707	IQ20	5302
BCP6EVX-11	Q20PR-U11	3008	PQ20TT	4508	IQ20TT	4707	IQ20	5302
BCP6EY-11	Q20PR-U11	3008	PQ20TT	4508	IQ20TT	4707	IQ20	5302
BCP7E	Q22PR-U	3010					IQ22	5313
BCP7E-11	Q22PR-U11	3257					IQ22	5313
BCP7ES	Q22PR-U	3010					IQ22	5313
BCP7ES-11	Q22PR-U11	3257					IQ22	5313
BCP7ET	K22PB	5069					IK22	5310
BCP7EV	Q22PR-U	3010					IQ22	5313
BCP7EV-11							IQ22	5313
BCP7EVX	Q22PR-U	3010					IQ22	5313
BCP8EV							IQ24	5314
BCP8EVX							IQ24	5314
BCPR4ES	Q14R-U11	3183	PQ16TT	4507	IQ16TT	4706	IQ16	5301
BCPR4ES-11	Q14R-U11	3183	PQ16TT	4507	IQ16TT	4706	IQ16	5301
BCPR4EY	Q14R-U11	3183	PQ16TT	4507	IQ16TT	4706	IQ16	5301
BCPR4EY-11	Q14R-U11	3183	PQ16TT	4507	IQ16TT	4706	IQ16	5301
BCPR5E	Q16PR-U	3137	PQ16TT	4507	IQ16TT	4706	IQ16	5301

NGK	DENSO		PLATINUM TT		IRIDIUM TT		IR POWER / IR RACING	
	PART	STK	PART	STK	PART	STK	PART	STK
BCPR5E-11	Q16PR-U11	5016	PQ16TT	4507	IQ16TT	4706	IQ16	5301
BCPR5EGP	PQ16TT	4507	PQ16TT	4507	IQ16TT	4706	IQ16	5301
BCPR5EIX	IQ16TT	4706	PQ16TT	4507	IQ16TT	4706	IQ16	5301
BCPR5EIX-11	IQ16TT	4706	PQ16TT	4507	IQ16TT	4706	IQ16	5301
BCPR5EIX11P	IQ16TT	4706	PQ16TT	4507	IQ16TT	4706	IQ16	5301
BCPR5EP-11	PQ16R	3005	PQ16TT	4507	IQ16TT	4706	IQ16	5301
BCPR5EP-13	PQ16R	3005	PQ16TT	4507	IQ16TT	4706	IQ16	5301
BCPR5EP-8	PQ16R8	3123	PQ16TT	4507	IQ16TT	4706	IQ16	5301
BCPR5EP-N11	PQ16R	3005	PQ16TT	4507	IQ16TT	4706	IQ16	5301
BCPR5ES	Q16PR-U	3137	PQ16TT	4507	IQ16TT	4706	IQ16	5301
BCPR5ES-11	Q16PR-U11	5016	PQ16TT	4507	IQ16TT	4706	IQ16	5301
BCPR5ET	K20PBR	5060	PK20TT	4504	IK20TT	4702	IK20	5304
BCPR5EVX-11	Q16PR-U11	5016	PQ16TT	4507	IQ16TT	4706	IQ16	5301
BCPR5EY	Q16R-U	3129	PQ16TT	4507	IQ16TT	4706	IQ16	5301
BCPR5EY-11	Q16R-U11	3006	PQ16TT	4507	IQ16TT	4706	IQ16	5301
BCPR5EY-N11	Q16PR-U11	5016	PQ16TT	4507	IQ16TT	4706	IQ16	5301
BCPR5EY-N11	Q16R-U11	3006	PQ16TT	4507	IQ16TT	4706	IQ16	5301
BCPR5EY-N-11	Q16PR-U11	5016	PQ16TT	4507	IQ16TT	4706	IQ16	5301
BCPR6E	Q20PR-U	3007	PQ20TT	4508	IQ20TT	4707	IQ20	5302
BCPR6E-11	Q20PR-U11	3008	PQ20TT	4508	IQ20TT	4707	IQ20	5302
BCPR6EGP	PQ20TT	4508	PQ20TT	4508	IQ20TT	4707	IQ20	5302
BCPR6EIX	IQ20TT	4707	PQ20TT	4508	IQ20TT	4707	IQ20	5302
BCPR6EIX-11	IQ20TT	4707	PQ20TT	4508	IQ20TT	4707	IQ20	5302
BCPR6EIX11P	IQ20TT	4707	PQ20TT	4508	IQ20TT	4707	IQ20	5302
BCPR6EP-11	PQ20R	3117	PQ20TT	4508	IQ20TT	4707	IQ20	5302
BCPR6EP-13	PQ20R13	3244	PQ20TT	4508	IQ20TT	4707	IQ20	5302
BCPR6EP-8	PQ20R8	3223	PQ20TT	4508	IQ20TT	4707	IQ20	5302
BCPR6EP-N11	PQ20R-P11	3322	PQ20TT	4508	IQ20TT	4707	IQ20	5302
BCPR6EP-N-11	PQ20R-P11	3322	PQ20TT	4508	IQ20TT	4707	IQ20	5302
BCPR6EP-N8	PQ20R-P8	3113	PQ20TT	4508	IQ20TT	4707	IQ20	5302
BCPR6EP-N-8	PQ20R8	3223	PQ20TT	4508	IQ20TT	4707	IQ20	5302
BCPR6ER	K20TXR	5063	PK20TT	4504	IK20TT	4702	IK20	5304
BCPR6ES	Q20PR-U	3007	PQ20TT	4508	IQ20TT	4707	IQ20	5302
BCPR6ES-11	Q20PR-U11	3008	PQ20TT	4508	IQ20TT	4707	IQ20	5302
BCPR6ET	K20PBR	5060	PK20TT	4504	IK20TT	4702	IK20	5304
BCPR6EVX-11	Q20PR-U11	3008	PQ20TT	4508	IQ20TT	4707	IQ20	5302
BCPR6EY	Q20R-U	3140	PQ20TT	4508	IQ20TT	4707	IQ20	5302
BCPR6EY-11	Q20R-U11	3009	PQ20TT	4508	IQ20TT	4707	IQ20	5302
BCPR6EY-N11	Q20PR-U11	3008	PQ20TT	4508	IQ20TT	4707	IQ20	5302
BCPR6EY-N11	Q20R-U11	3009	PQ20TT	4508	IQ20TT	4707	IQ20	5302
BCPR6EY-N-11	Q20PR-U11	3008	PQ20TT	4508	IQ20TT	4707	IQ20	5302
BCPR7E	Q22PR-U	3010					IQ22	5313
BCPR7E-11	Q22PR-U11	3257					IQ22	5313
BCPR7EIX	IQ22	5313					IQ22	5313
BCPR7EIX-11	IQ22	5313					IQ22	5313
BCPR7ER	K20TXR	5063	PK20TT	4504	IK20TT	4702	IK20	5304
BCPR7ES	Q22PR-U	3010					IQ22	5313
BCPR7ES-11	Q22PR-U11	3257					IQ22	5313
BCPR7ET	K22PBR-S	5062					IK22	5310
BCPR7EVX-11							IQ22	5313
BCPR7EY	Q22PR-U	3010					IQ22	5313

NGK	DENSO		PLATINUM TT		IRIDIUM TT		IR POWER / IR RACING	
	PART	STK	PART	STK	PART	STK	PART	STK
BCPR7EY-11	Q22PR-U11	3257					IQ22	5313
BCPR7EY-N11	Q22PR-U11	3257					IQ22	5313
BCPR8EVX-11							IQ24	5314
BCPR9ES-11							IQ27	5315
BCR8E5							IQ24	5314
BCRE527Y	QJ16AR-U	3235						
BCRE527Y-11	QJ16AR-U	3235						
BK5E	K16PR-U	3191	PK16TT	4503	IK16TT	4701	IK16	5303
BK5E-11	K16PR-U11	3130	PK16TT	4503	IK16TT	4701	IK16	5303
BK5EKU	K20TXR	5063	PK20TT	4504	IK20TT	4702	IK20	5304
BK5ES			PK16TT	4503	IK16TT	4701	IK16	5303
BK5ESZ	K16PR-U	3191	PK16TT	4503	IK16TT	4701	IK16	5303
BK6E	K20PR-U	3145	PK20TT	4504	IK20TT	4702	IK20	5304
BK6E-11	K20PR-U11	3121	PK20TT	4504	IK20TT	4702	IK20	5304
BK6E-11			PK20TT	4504	IK20TT	4702	IK20	5304
BK6EKU	K20TXR	5063	PK20TT	4504	IK20TT	4702	IK20	5304
BK7E							IK22	5310
BK7E-11	K22PR-U11	3192					IK22	5310
BK7EK-N11	K22TM11	3263					IK22	5310
BK7EKU	K22TNR-S	3197					IK22	5310
BKR4E	K16PR-U	3191	PK16TT	4503	IK16TT	4701	IK16	5303
BKR4E-11	K16PR-U11	3130	PK16TT	4503	IK16TT	4701	IK16	5303
BKR4EIX	IK16TT	4701	PK16TT	4503	IK16TT	4701	IK16	5303
BKR4ESA-11	Q16PR-U11	5016	PQ16TT	4507	IQ16TT	4706	IQ16	5301
BKR4EVX	W16EXR-U	3031	PW16TT	4501	IW16TT	4708	IW16	5305
BKR5E	K16PR-U	3191	PK16TT	4503	IK16TT	4701	IK16	5303
BKR5E-11	K16PR-U11	3130	PK16TT	4503	IK16TT	4701	IK16	5303
BKR5E-E			PK16TT	4503	IK16TT	4701	IK16	5303
BKR5EGP	PK16TT	4503	PK16TT	4503	IK16TT	4701	IK16	5303
BKR5EIX	IK16TT	4701	PK16TT	4503	IK16TT	4701	IK16	5303
BKR5EIX-11	IK16TT	4701	PK16TT	4503	IK16TT	4701	IK16	5303
BKR5EIX-11P	IK16TT	4701	PK16TT	4503	IK16TT	4701	IK16	5303
BKR5EIXP	IK16TT	4701	PK16TT	4503	IK16TT	4701	IK16	5303
BKR5EK	K16TNR-S9	3329	PK16TT	4503	IK16TT	4701	IK16	5303
BKR5EK-11	K16TR11	3194	PK16TT	4503	IK16TT	4701	IK16	5303
BKR5EKB-11	K16TR11	3194	PK16TT	4503	IK16TT	4701	IK16	5303
BKR5EKC	K16TNR-S9	3329	PK16TT	4503	IK16TT	4701	IK16	5303
BKR5EKC-9	K16TNR-S9	3329	PK16TT	4503	IK16TT	4701	IK16	5303
BKR5EKP-11	PK16TR11	3289	PK16TT	4503	IK16TT	4701	IK16	5303
BKR5EKP-13	PK16TR11	3289	PK16TT	4503	IK16TT	4701	IK16	5303
BKR5EKU	K20TXR	5063	PK16TT	4503	IK16TT	4701	IK16	5303
BKR5EKUP	K20TXR	5063	PK16TT	4503	IK16TT	4701	IK16	5303
BKR5EN	K16PR-U	3191	PK16TT	4503	IK16TT	4701	IK16	5303
BKR5E-N-11	K16PR-L11	3143	PK16TT	4503	IK16TT	4701	IK16	5303
BKR5EP-11	PK16R11	3134	PK16TT	4503	IK16TT	4701	IK16	5303
BKR5EP-8	PK16R8	3301	PK16TT	4503	IK16TT	4701	IK16	5303
BKR5EQUPA			PK16TT	4503	IK16TT	4701	IK16	5303
BKR5ERX-11P			PK16TT	4503	IK16TT	4701	IK16	5303
BKR5ERX-P			PK16TT	4503	IK16TT	4701	IK16	5303
BKR5ES	K16PR-U	3191	PK16TT	4503	IK16TT	4701	IK16	5303
BKR5ES-11	K16PR-U11	3130	PK16TT	4503	IK16TT	4701	IK16	5303

NGK	DENSO		PLATINUM TT		IRIDIUM TT		IR POWER / IR RACING	
	PART	STK	PART	STK	PART	STK	PART	STK
BKR5ESA-11	K16PR-U11	3130	PK16TT	4503	IK16TT	4701	IK16	5303
BKR5ESZ	K16PR-U	3191	PK16TT	4503	IK16TT	4701	IK16	5303
BKR5EVX	K16PR-U11	3130	PK16TT	4503	IK16TT	4701	IK16	5303
BKR5EVX-11	K16PR-U11	3130	PK16TT	4503	IK16TT	4701	IK16	5303
BKR5EVXA-11	K16PR-TP11	3166	PK16TT	4503	IK16TT	4701	IK16	5303
BKR5EVXA-13	K16PR-U11	3130	PK16TT	4503	IK16TT	4701	IK16	5303
BKR5EY	K16R-U	3119	PK16TT	4503	IK16TT	4701	IK16	5303
BKR5EY-11	K16R-U11	3120	PK16TT	4503	IK16TT	4701	IK16	5303
BKR5EYA	K16R-U	3119	PK16TT	4503	IK16TT	4701	IK16	5303
BKR5EYA-11	K16R-U11	3120	PK16TT	4503	IK16TT	4701	IK16	5303
BKR5EZ	K16PR-U	3191	PK16TT	4503	IK16TT	4701	IK16	5303
BKR6E	K20PR-U	3145	PK20TT	4504	IK20TT	4702	IK20	5304
BKR6E-11	K20PR-U11	3121	PK20TT	4504	IK20TT	4702	IK20	5304
BKR6E8S			PK20TT	4504	IK20TT	4702	IK20G	5352
BKR6E9S			PK20TT	4504	IK20TT	4702	IK20G	5352
BKR6E-E			PK20TT	4504	IK20TT	4702	IK20	5304
BKR6EGP	PK20TT	4504	PK20TT	4504	IK20TT	4702	IK20	5304
BKR6EIX	IK20TT	4702	PK20TT	4504	IK20TT	4702	IK20	5304
BKR6EIX-11	IK20TT	4702	PK20TT	4504	IK20TT	4702	IK20	5304
BKR6EIX-11P	IK20TT	4702	PK20TT	4504	IK20TT	4702	IK20	5304
BKR6EK	K20TXR	5063	PK20TT	4504	IK20TT	4702	IK20	5304
BKR6EKB-11	K20TR11	3195	PK20TT	4504	IK20TT	4702	IK20	5304
BKR6EKC	K20TNR	3304	PK20TT	4504	IK20TT	4702	IK20	5304
BKR6EKC-N11	K20TNR	3304	PK20TT	4504	IK20TT	4702	IK20	5304
BKR6EKE	K20TXR	5063	PK20TT	4504	IK20TT	4702	IK20	5304
BKR6EKPA	PK20TR11	3253	PK20TT	4504	IK20TT	4702	IK20	5304
BKR6EKP-11	PK20TR11	3253	PK20TT	4504	IK20TT	4702	IK20	5304
BKR6EKU	K20TXR	5063	PK20TT	4504	IK20TT	4702	IK20	5304
BKR6EKUB	K20TXR	5063	PK20TT	4504	IK20TT	4702	IK20	5304
BKR6EKUE	K20TXR	5063	PK20TT	4504	IK20TT	4702	IK20	5304
BKR6EN	K20PR-U	3145	PK20TT	4504	IK20TT	4702	IK20	5304
BKR6E-N-11	K20PR-L11	3144	PK20TT	4504	IK20TT	4702	IK20	5304
BKR6EP-11	PK20R11	3128	PK20TT	4504	IK20TT	4702	IK20	5304
BKR6EP-13	PK20R13	3226	PK20TT	4504	IK20TT	4702	IK20	5304
BKR6EP-8	PK20R8	3127	PK20TT	4504	IK20TT	4702	IK20	5304
BKR6EPA-8			PK20TT	4504	IK20TT	4702	IK20	5304
BKR6EPN-11	PK20PR-L11	3142	PK20TT	4504	IK20TT	4702	IK20	5304
BKR6EP-N8			PK20TT	4504	IK20TT	4702	IK20	5304
BKR6EP-N-8			PK20TT	4504	IK20TT	4702	IK20	5304
BKR6EQU	K20TXR	5063	PK20TT	4504	IK20TT	4702	IK20	5304
BKR6EQUA	K20TXR	5063	PK20TT	4504	IK20TT	4702	IK20	5304
BKR6EQUB	K20TXR	5063	PK20TT	4504	IK20TT	4702	IK20	5304
BKR6EQUP	K20TXR	5063	PK20TT	4504	IK20TT	4702	IK20	5304
BKR6EQUPA	K20PBR-S10	5061	PK20TT	4504	IK20TT	4702	IK20	5304
BKR6ERX-11P			PK20TT	4504	IK20TT	4702	IK20	5304
BKR6ERX-P			PK20TT	4504	IK20TT	4702	IK20	5304
BKR6ERX-PS			PK20TT	4504	IK20TT	4702	IK20G	5352
BKR6ES	K20PR-U	3145	PK20TT	4504	IK20TT	4702	IK20	5304
BKR6ES-11	K20PR-U11	3121	PK20TT	4504	IK20TT	4702	IK20	5304
BKR6ESZ-10	K20PR-U11	3121	PK20TT	4504	IK20TT	4702	IK20	5304
BKR6ETA10	K20PBR	5060	PK20TT	4504	IK20TT	4702	IK20	5304

NGK	DENSO		PLATINUM TT		IRIDIUM TT		IR POWER / IR RACING	
	PART	STK	PART	STK	PART	STK	PART	STK
BKR6ETP	SK20PR-A8	3403	PK20TT	4504	IK20TT	4702	IK20	5304
BKR6ETUB	K20PBR-S10	5061	PK20TT	4504	IK20TT	4702	IK20	5304
BKR6EVX	K20PR-U11	3121	PK20TT	4504	IK20TT	4702	IK20	5304
BKR6EVX-11	K20PR-U11	3121	PK20TT	4504	IK20TT	4702	IK20	5304
BKR6EVXA-11	K20PR-U11	3121	PK20TT	4504	IK20TT	4702	IK20	5304
BKR6EVXA-13	K20PR-U11	3121	PK20TT	4504	IK20TT	4702	IK20	5304
BKR6EY	K20R-U	3122	PK20TT	4504	IK20TT	4702	IK20	5304
BKR6EY-11	K20R-U11	3139	PK20TT	4504	IK20TT	4702	IK20	5304
BKR6EYA	K20R-U	3122	PK20TT	4504	IK20TT	4702	IK20	5304
BKR6EYA-11	K20R-U11	3139	PK20TT	4504	IK20TT	4702	IK20	5304
BKR6EZ	K20PR-U	3145	PK20TT	4504	IK20TT	4702	IK20	5304
BKR6EZB	K20PR-U	3145	PK20TT	4504	IK20TT	4702	IK20	5304
BKR7E	K22PR-U	3165					IK22	5310
BKR7E-11	K22PR-U11	3192					IK22	5310
BKR7E-E	K22PR-U	3165					IK22	5310
BKR7EIX	IK22	5310					IK22	5310
BKR7EIX-11	IK22	5310					IK22	5310
BKR7EIX11PS	IK22G	5348					IK22G	5348
BKR7EIX-P	IK22	5310					IK22	5310
BKR7EKC	K22TNR-S	3197					IK22	5310
BKR7EKC-N	K22TNR-S	3197					IK22	5310
BKR7EKC-N-11	K22TMR11	3249					IK22	5310
BKR7EK-N11	K22TMR11	3249					IK22	5310
BKR7EKU	K22TNR-S	3197					IK22	5310
BKR7E-N11	K22PR-L11	3299					IK22	5310
BKR7EQUP	K22PBR-S	5062					IK22	5310
BKR7ES	K22PR-U	3165					IK22	5310
BKR7ES-11	K22PR-U11	3192					IK22	5310
BKR7EVX	K22PR-U	3165					IK22	5310
BKR7EVX-11	K22PR-U	3165					IK22	5310
BKR7EY	K22PR-U	3165					IK22	5310
BKR7EY-11	K22PR-U11	3192					IK22	5310
BKR8E-11	K24PR-U11	3308					IK24	5311
BKR8EIX	IK24	5311					IK01-24	5701
BKR9EIX	IK27	5312					IK01-27	5702
BKUR5EK-9	K16TNR-S9	3329	PK16TT	4503	IK16TT	4701	IK16	5303
BKUR5ET	K16TNR-S9	3329	PK16TT	4503	IK16TT	4701	IK16	5303
BKUR5ET10	K16TNR-S9	3329	PK16TT	4503	IK16TT	4701	IK16	5303
BKUR5ETC-10	K16TNR-S9	3329	PK16TT	4503	IK16TT	4701	IK16	5303
BKUR5ETZ10	K16TNR-S9	3329	PK16TT	4503	IK16TT	4701	IK16	5303
BKUR6E			PK20TT	4504	IK20TT	4702	IK20	5304
BKUR6EK	K20TNR-S	3196	PK20TT	4504	IK20TT	4702	IK20	5304
BKUR6EK-9	K20TNR-S9	3305	PK20TT	4504	IK20TT	4702	IK20	5304
BKUR6ET	K20PBR-S10	5061	PK20TT	4504	IK20TT	4702	IK20	5304
BKUR6ET-10	K20PBR-S10	5061	PK20TT	4504	IK20TT	4702	IK20	5304
BKUR6ETB	K20PBR-S10	5061	PK20TT	4504	IK20TT	4702	IK20	5304
BKUR6ETB-10			PK20TT	4504	IK20TT	4702	IK20	5304
BKUR7EK	K22TNR-S	3197					IK22	5310
BKUR7ET	K22PBR-S	5062					IK22	5310
BM4A	W14M-U	6015						
BM4A/CS5	W9LM-US	6057						

NGK	DENSO		PLATINUM TT		IRIDIUM TT		IR POWER / IR RACING	
	PART	STK	PART	STK	PART	STK	PART	STK
BM4Y	W14M-U	6015						
BM6	W20M-U	6022						
BM6A	W20M-U	6022						
BM6A/CS2	W14M-US	6034						
BM6F	T20M-U	6039						
BM6FY	T20M-U	6039						
BM6Y	W20M-U	6022						
BM7	W22M-U	6026						
BM7A	W22M-U	6026						
BM7F	T22M-U	6041						
BM7Y	W22M-U	6026						
BMR2A	W9LMR-US	6071						
BMR2A-10	W9LMR-US	6071						
BMR4A	W14MR-U	6019						
BMR6A	W20MR-U	6025						
BMR6F	T20M-U	6039						
BMR7A	W22M-U	6026						
BP10EV	W31ES-U	4062					IW31	5319
BP10EVX	W31ES-U	4062					IW31	5319
BP2E	W9EP	6005						
BP2ES	W9EP	6005						
BP2H	W9FP	4011						
BP4	W14PR-U	6021						
BP-4	W14PR-U	6021						
BP4E	W14EX-U	3011	PW16TT	4503	IW16TT	4708	IW16	5305
BP4EA-11	W14EX-U11	3012	PW16TT	4503	IW16TT	4708	IW16	5305
BP4EFS	T16EPR-U	5022	PT16TT	4511	IT16TT	4713	IT16	5325
BP4ES	W14EP-U	6010	PW16TT	4503	IW16TT	4708	IW16	5305
BP4ES-11	W14EX-U11	3012	PW16TT	4503	IW16TT	4708	IW16	5305
BP4ES-L11	W14EX-U11	3012	PW16TT	4503	IW16TT	4708	IW16	5305
BP4EY	W14EX-U	3011	PW16TT	4503	IW16TT	4708	IW16	5305
BP4EY-11	W14EX-U11	3012	PW16TT	4503	IW16TT	4708	IW16	5305
BP4FS	T14PR-U	5020	PTF16TT	4503	ITF16TT	4715	ITF16	5330
BP4H	W14FP-U	4013						
BP4HA	W14FP-UL	4014						
BP4HS	W14FP-UL	4014						
BP4HS-10	W14FP-UL10	6012						
BP4HSA	W14FP-UL	4014						
BP5E	W16EP-U	3018	PW16TT	4501	IW16TT	4708	IW16	5305
BP5EA	W14EX-U	3011	PW16TT	4503	IW16TT	4708	IW16	5305
BP5EA-11	W14EX-U11	3012	PW16TT	4503	IW16TT	4708	IW16	5305
BP5EA-L	W16EX-U	3027	PW16TT	4501	IW16TT	4708	IW16	5305
BP5EA-L11	W16EX-U11	3205	PW16TT	4501	IW16TT	4708	IW16	5305
BP5EFS	T16EPR-U	5022	PT16TT	4511	IT16TT	4713	IT16	5325
BP5EFS-13	T16EPR-U15	5023	PT16TT	4511	IT16TT	4713	IT16	5325
BP5EK-A	W16ETR-S	3216	PW16TT	4501	IW16TT	4708	IW16	5305
BP5EKN	W16ETR-S	3216	PW16TT	4501	IW16TT	4708	IW16	5305
BP5ES	W16EP-U	3018	PW16TT	4501	IW16TT	4708	IW16	5305
BP5ES-11	W16EX-U11	3205	PW16TT	4501	IW16TT	4708	IW16	5305
BP5ES-13	W16EX-U13	3029	PW16TT	4501	IW16TT	4708	IW16	5305
BP5ES-A	W16EX-U	3027	PW16TT	4501	IW16TT	4708	IW16	5305

NGK	DENSO		PLATINUM TT		IRIDIUM TT		IR POWER / IR RACING	
	PART	STK	PART	STK	PART	STK	PART	STK
BP5ES-L	W16EP-U	3018	PW16TT	4501	IW16TT	4708	IW16	5305
BP5ESZ	W16EP-U	3018	PW16TT	4501	IW16TT	4708	IW16	5305
BP5ET	W16EPB10	5064	PW16TT	4501	IW16TT	4708	IW16	5305
BP5ET-10	W16EPB10	5064	PW16TT	4501	IW16TT	4708	IW16	5305
BP5EV	W16EXR-U	3031	PW16TT	4501	IW16TT	4708	IW16	5305
BP5EVX	W16EXR-U	3031	PW16TT	4501	IW16TT	4708	IW16	5305
BP5EVX-11	W16EXR-U	3031	PW16TT	4501	IW16TT	4708	IW16	5305
BP5EY	W16EX-U	3027	PW16TT	4501	IW16TT	4708	IW16	5305
BP5EY-11	W16EX-U11	3205	PW16TT	4501	IW16TT	4708	IW16	5305
BP5EZ	W16EP-U	3018	PW16TT	4501	IW16TT	4708	IW16	5305
BP5F	T16P-U	5024	PTF16TT	4509	ITF16TT	4715	ITF16	5330
BP5FS	T16P-U	5024	PTF16TT	4509	ITF16TT	4715	ITF16	5330
BP5HA	W16FP-U	4019					IWF16	5359
BP5HS	W16FP-U	4019					IWF16	5359
BP5S	W16P-U	3036						
BP6E	W20EP-U	3043	PW20TT	4502	IW20TT	4709	IW20	5306
BP6EA	W20EX-U	3062	PW20TT	4502	IW20TT	4709	IW20	5306
BP6EA-11	W20EX-U11	3206	PW20TT	4502	IW20TT	4709	IW20	5306
BP6EF	T20EP-U	5031	PT20TT	4512	IT20TT	4714	IT20	5326
BP6EF-13			PT20TT	4512	IT20TT	4714	IT20	5326
BP6EFS	T20EP-U	5031	PT20TT	4512	IT20TT	4714	IT20	5326
BP6EFS-13	T20EPR-U15	5033	PT20TT	4512	IT20TT	4714	IT20	5326
BP6EK	W20ETR-L	3277	PW20TT	4502	IW20TT	4709	IW20	5306
BP6EKA	W20ET-S	3059	PW20TT	4502	IW20TT	4709	IW20	5306
BP6EKN	W20ETR-L	3277	PW20TT	4502	IW20TT	4709	IW20	5306
BP6EQ-13	W20EP-U11	3109	PW20TT	4502	IW20TT	4709	IW20	5306
BP6ES	W20EP-U	3043	PW20TT	4502	IW20TT	4709	IW20	5306
BP6ES-11	W20EP-U11	3109	PW20TT	4502	IW20TT	4709	IW20	5306
BP6ES-13	W20EX-U13	3064	PW20TT	4502	IW20TT	4709	IW20	5306
BP6ESZ	W20EP-U	3043	PW20TT	4502	IW20TT	4709	IW20	5306
BP6ET	W20EPB	5065	PW20TT	4502	IW20TT	4709	IW20	5306
BP6EV	W20EPR-U	3047	PW20TT	4502	IW20TT	4709	IW20	5306
BP6EVX	W20EPR-U	3047	PW20TT	4502	IW20TT	4709	IW20	5306
BP6EVX-11	W20EPR-U11	3049	PW20TT	4502	IW20TT	4709	IW20	5306
BP6EY	W20EX-U	3062	PW20TT	4502	IW20TT	4709	IW20	5306
BP6EY-11	W20EX-U11	3206	PW20TT	4502	IW20TT	4709	IW20	5306
BP6EZ	W20EP-U	3043	PW20TT	4502	IW20TT	4709	IW20	5306
BP6F	T20P-U	5034	PTF20TT	4510	ITF20TT	4716	ITF20	5331
BP6FS	T20P-U	5034	PTF20TT	4510	ITF20TT	4716	ITF20	5331
BP6H	W20FP-U	3068					IWF20	5378
BP6HS	W20FP-U	3068					IWF20	5378
BP6HS-10	W20FP-U10	6037					IWF20	5378
BP6HSA	W20FPR-L	3069					IWF20	5378
BP6HV	W20FS-U	3073					IWF20	5378
BP6HVX	W20FS-U	3073					IWF20	5378
BP6S	W20P-U	5045						
BP7E	W22EP-U	3085					IW22	5307
BP7EFS	T22EP-U	5040					IT22	5327
BP7EFVX							IT22	5327
BP7EKN							IW22	5307
BP7ES	W22EP-U	3085					IW22	5307

NGK	DENSO		PLATINUM TT		IRIDIUM TT		IR POWER / IR RACING	
	PART	STK	PART	STK	PART	STK	PART	STK
BP7ES-11	W22EP-U11	3200					IW22	5307
BP7ET	W22EPB	5066					IW22	5307
BP7EV	W22EPR-U	3088					IW22	5307
BP7EVX	W22EPR-U	3088					IW22	5307
BP7EVX-11	W22EPR-U	3088					IW22	5307
BP7EY	W22EX-U	3099					IW22	5307
BP7EY-11							IW22	5307
BP7FS							ITF22	5332
BP7HS	W22FP-U	4021					IWF22	5379
BP7HS-10	W22FP-U10	4168					IWF22	5379
BP7HV	W22FS-U	4025					IWF22	5379
BP7HVX	W22FS-U	4025					IWF22	5379
BP8ES	W24EP-U	4028					IW24	5316
BP8ES-11							IW24	5316
BP8EV							IW24	5316
BP8EVX							IW24	5316
BP8FS							ITF24	5333
BP8H-N-10	W24FPR-U10	6058					IWF24	5380
BP8HS	W24FPR-L	4183					IWF24	5380
BP8HS-10	W24FPR-U10	6058					IWF24	5380
BP8HS-15	W24FPR-U10	6058					IWF24	5380
BP8HSA	W24FPR-L	4183					IWF24	5380
BP8HS-N10	W24FPR-L	4183					IWF24	5380
BP8HVX	W24FS-U	4038					IWF24	5380
BP9ES	W27ES-U	4046					IW27	5317
BP9EV	W27ES-U	4046					IW27	5317
BP9EVX	W27ES-U	4046					IW27	5317
BP9HS	W27FS-U	4052					IWF27	5381
BP9HVX							IWF27	5381
BPM4A	W14MP-U10	6017						
BPM4A-10	W14MP-U10	6017						
BPM6A	W20MP-U	6023						
BPM6A-10	W20MP-U10	6024						
BPM6F	T20MP-U	6040						
BPM6Y	W20MP-U	6023						
BPM7A	W22MP-U	6027						
BPM7F	T22MP-U	6042						
BPM7Y	W22MP-U	6027						
BPMR4A	W14MPR-U10	6018						
BPMR4A-10	W14MPR-U10	6018						
BPMR6A	W20MPR-U10	6032						
BPMR6A-10	W20MPR-U10	6032						
BPMR6F	T20MP-U	6040						
BPMR6Y	W20MPR-U10	6032						
BPMR7A	W22MPR-U	6043						
BPMR7F	T22MP-U	6042						
BPR10EVX	W31ESR-U	4176					IW31	5319
BPR2E	W9EXR-U	6044						
BPR2ES	W9EXR-U	6044						
BPR4E	W14EPR-U	6011	PW16TT	4503	IW16TT	4708	IW16	5305
BPR4ES	W14EPR-U	6011	PW16TT	4503	IW16TT	4708	IW16	5305

NGK	DENSO		PLATINUM TT		IRIDIUM TT		IR POWER / IR RACING	
	PART	STK	PART	STK	PART	STK	PART	STK
BPR4E5-11	W14EXR-U11	3014	PW16TT	4503	IW16TT	4708	IW16	5305
BPR4E5-13	W14EXR-U13	3317	PW16TT	4501	IW16TT	4708	IW16	5305
BPR4E5-L11	W14EXR-U11	3014	PW16TT	4503	IW16TT	4708	IW16	5305
BPR4EY	W14EXR-U	3013	PW16TT	4503	IW16TT	4708	IW16	5305
BPR4EY-11	W14EXR-U11	3014	PW16TT	4503	IW16TT	4708	IW16	5305
BPR4FS	T14PR-U	5020	PTF16TT	4503	ITF16TT	4715	ITF16	5330
BPR4FS-11	T14PR-U15	5021	PTF16TT	4503	ITF16TT	4715	ITF16	5330
BPR4FS-15	T14PR-U15	5021	PTF16TT	4503	ITF16TT	4715	ITF16	5330
BPR4H	W14FPR-UL	4016						
BPR4HS	W14FPR-UL	4016						
BPR4HS-10	W14FPR-UL	4016						
BPR4HSA	W14FPR-UL	4016						
BPR4S	W14PR-U	6021						
BPR4S-15	W14PR-U	6021						
BPR5E	W16EPR-U	3021	PW16TT	4501	IW16TT	4708	IW16	5305
BPR5E-11	W16EPR-U11	3201	PW16TT	4501	IW16TT	4708	IW16	5305
BPR5EA	W14EXR-U	3013	PW16TT	4503	IW16TT	4708	IW16	5305
BPR5EA-11	W14EXR-U11	3014	PW16TT	4503	IW16TT	4708	IW16	5305
BPR5EA-L	W16EXR-U	3031	PW16TT	4501	IW16TT	4708	IW16	5305
BPR5EA-L11	W16EXR-U11	3032	PW16TT	4501	IW16TT	4708	IW16	5305
BPR5EF	T16EPR-U	5022	PT16TT	4511	IT16TT	4713	IT16	5325
BPR5EF-13	T16EPR-U15	5023	PT16TT	4511	IT16TT	4713	IT16	5325
BPR5EFIX13P	IT16TT	4713	PT16TT	4511	IT16TT	4713	IT16	5325
BPR5EFS	T16EPR-U	5022	PT16TT	4511	IT16TT	4713	IT16	5325
BPR5EFS-10	T16EPR-U	5022	PT16TT	4511	IT16TT	4713	IT16	5325
BPR5EFS-13	T16EPR-U15	5023	PT16TT	4511	IT16TT	4713	IT16	5325
BPR5EFVX			PT16TT	4511	IT16TT	4713	IT16	5325
BPR5EGP	PW16TT	4501	PW16TT	4501	IW16TT	4708	IW16	5305
BPR5EIX	IW16TT	4708	PW16TT	4501	IW16TT	4708	IW16	5305
BPR5EIX-11	IW16TT	4708	PW16TT	4501	IW16TT	4708	IW16	5305
BPR5EIX11-P	IW16TT	4708	PW16TT	4501	IW16TT	4708	IW16	5305
BPR5EIX-P	IW16TT	4708	PW16TT	4501	IW16TT	4708	IW16	5305
BPR5EKA	W16ETR-S	3216	PW16TT	4501	IW16TT	4708	IW16	5305
BPR5EKN	W16ETR-S	3216	PW16TT	4501	IW16TT	4708	IW16	5305
BPR5EKU	W16ETR-S	3216	PW16TT	4501	IW16TT	4708	IW16	5305
BPR5EP-11	P16R	3004	PW16TT	4501	IW16TT	4708	IW16	5305
BPR5EP-13	P16R13	3239	PW16TT	4501	IW16TT	4708	IW16	5305
BPR5ES	W16EPR-U	3021	PW16TT	4501	IW16TT	4708	IW16	5305
BPR5ES-11	W16EPR-U11	3201	PW16TT	4501	IW16TT	4708	IW16	5305
BPR5ES-13	W16EXR-U11	3032	PW16TT	4501	IW16TT	4708	IW16	5305
BPR5ES-A	W16EXR-U	3031	PW16TT	4501	IW16TT	4708	IW16	5305
BPR5ES-L	W16EPR-U	3021	PW16TT	4501	IW16TT	4708	IW16	5305
BPR5EV			PW16TT	4501	IW16TT	4708	IW16	5305
BPR5EVX	W16EXR-U	3031	PW16TT	4501	IW16TT	4708	IW16	5305
BPR5EVX-11			PW16TT	4501	IW16TT	4708	IW16	5305
BPR5EY	W16EXR-U	3031	PW16TT	4501	IW16TT	4708	IW16	5305
BPR5EY-11	W16EXR-U11	3032	PW16TT	4501	IW16TT	4708	IW16	5305
BPR5EYBL1	W16EXR-U	3031	PW16TT	4501	IW16TT	4708	IW16	5305
BPR5FS	T16PR-U	5025	PTF16TT	4509	ITF16TT	4715	ITF16	5330
BPR5FS-11	T16PR-U11	5026	PTF16TT	4509	ITF16TT	4715	ITF16	5330
BPR5FS-15	T16PR-U15	5027	PTF16TT	4509	ITF16TT	4715	ITF16	5330

NGK	DENSO		PLATINUM TT		IRIDIUM TT		IR POWER / IR RACING	
	PART	STK	PART	STK	PART	STK	PART	STK
BPR5HS	W16FPR-U	4192					IWF16	5359
BPR5S	W16PR-U	3037						
BPR5S-15	W16PR-U	3037						
BPR6E	W20EPR-U	3047	PW20TT	4502	IW20TT	4709	IW20	5306
BPR6E-11	W20EPR-U	3047	PW20TT	4502	IW20TT	4709	IW20	5306
BPR6EF	T20EPR-U	5032	PT20TT	4512	IT20TT	4714	IT20	5326
BPR6EF-13	T20EPR-U15	5033	PT20TT	4512	IT20TT	4714	IT20	5326
BPR6EFIX-10	IT20TT	4714	PT20TT	4512	IT20TT	4714	IT20	5326
BPR6EFIX13P	IT20TT	4714	PT20TT	4512	IT20TT	4714	IT20	5326
BPR6EFIX-15	IT20TT	4714			IT20TT	4714	IT20	5326
BPR6EFS	T20EPR-U	5032	PT20TT	4512	IT20TT	4714	IT20	5326
BPR6EFS-13	T20EPR-U15	5033	PT20TT	4512	IT20TT	4714	IT20	5326
BPR6EFS-15	T20EPR-U15	5033	PT20TT	4512	IT20TT	4714	IT20	5326
BPR6EGP	PW20TT	4502	PW20TT	4502	IW20TT	4709	IW20	5306
BPR6EIX	IW20TT	4709	PW20TT	4502	IW20TT	4709	IW20	5306
BPR6EIX-11	IW20TT	4709	PW20TT	4502	IW20TT	4709	IW20	5306
BPR6EIX11-P	IW20TT	4709	PW20TT	4502	IW20TT	4709	IW20	5306
BPR6EIX-P	IW20TT	4709	PW20TT	4502	IW20TT	4709	IW20	5306
BPR6EKA	W20ETR-S	3060	PW20TT	4502	IW20TT	4709	IW20	5306
BPR6EKN	W20ETR-L	3277	PW20TT	4502	IW20TT	4709	IW20	5306
BPR6EP-11	P20R11	3238	PW20TT	4502	IW20TT	4709	IW20	5306
BPR6EP-8	P20R8	3229	PW20TT	4502	IW20TT	4709	IW20	5306
BPR6ES	W20EPR-U	3047	PW20TT	4502	IW20TT	4709	IW20	5306
BPR6ES-11	W20EPR-U11	3049	PW20TT	4502	IW20TT	4709	IW20	5306
BPR6ES-13	W20EXR-U11	3212	PW20TT	4502	IW20TT	4709	IW20	5306
BPR6ES-N-11	W20EPR-U11	3049	PW20TT	4502	IW20TT	4709	IW20	5306
BPR6EV	W20EPR-U	3047	PW20TT	4502	IW20TT	4709	IW20	5306
BPR6EVX	W20EPR-U	3047	PW20TT	4502	IW20TT	4709	IW20	5306
BPR6EVX-11	W20EPR-U11	3049	PW20TT	4502	IW20TT	4709	IW20	5306
BPR6EY	W20EXR-U	3066	PW20TT	4502	IW20TT	4709	IW20	5306
BPR6EY-11	W20EXR-U11	3212	PW20TT	4502	IW20TT	4709	IW20	5306
BPR6EY-13			PW20TT	4502	IW20TT	4709	IW20	5306
BPR6EYBL1	W20EXR-U	3066	PW20TT	4502	IW20TT	4709	IW20	5306
BPR6EYZ	W20EXR-U	3066	PW20TT	4502	IW20TT	4709	IW20	5306
BPR6EZ	W20EPR-U	3047	PW20TT	4502	IW20TT	4709	IW20	5306
BPR6FS	T20PR-U	5035	PTF20TT	4510	ITF20TT	4716	ITF20	5331
BPR6FS-11	T20PR-U11	5036	PTF20TT	4510	ITF20TT	4716	ITF20	5331
BPR6FS-15	T20PR-U15	5037	PTF20TT	4510	ITF20TT	4716	ITF20	5331
BPR6H	W20FPR-U	3070					IWF20	5378
BPR6HIX	IWF20	5378					IWF20	5378
BPR6HS	W20FPR-U	3070					IWF20	5378
BPR6HS-10	W20FPR-U10	3268					IWF20	5378
BPR6HSA	W20FPR-L	3069					IWF20	5378
BPR6HVX	W20FS-U	3073					IWF20	5378
BPR6S	W20PR-U	5046						
BPR7E	W22EPR-U	3088					IW22	5307
BPR7EFS							IT22	5327
BPR7EFS-15							IT22	5327
BPR7EIX	IW22	5307					IW22	5307
BPR7EKN							IW22	5307
BPR7ES	W22EPR-U	3088					IW22	5307

NGK	DENSO		PLATINUM TT		IRIDIUM TT		IR POWER / IR RACING	
	PART	STK	PART	STK	PART	STK	PART	STK
BPR7E5-11	W22EPR-U11	3089					IW22	5307
BPR7EVX	W22EPR-U	3088					IW22	5307
BPR7EY	W22EXR-U	3316					IW22	5307
BPR7EY-11	W22EPR-U11	3089					IW22	5307
BPR7HIX	IWF22	5379					IWF22	5379
BPR7HS	W22FPR-U	4022					IWF22	5379
BPR7HS-10	W22FPR-U	4022					IWF22	5379
BPR7HVX	W22FS-U	4025					IWF22	5379
BPR8E	W24EPR-U	4136					IW24	5316
BPR8EIX	IW24	5316					IW01-24	5713
BPR8ES	W24EPR-U	4136					IW24	5316
BPR8EVX							IW24	5316
BPR8HIX	IWF24	5380					IWF24	5380
BPR8HS	W24FPR	4188					IWF24	5380
BPR8HS-10	W24FPR-U10	6058					IWF24	5380
BPR8HSA	W24FPR-L	4183					IWF24	5380
BPR9EIX	IW27	5317					IW01-27	5714
BPR9ES	W27ESR-U	4045					IW27	5317
BPR9EVX	W27ESR-U	4045					IW27	5317
BPZ7HS-10	W22FPR-U	4022					IWF22	5379
BPZ8H-N-10	W24FPR-U10	6058					IWF24	5380
BPZ8HS-10	W24FPR-U10	6058					IWF24	5380
BPZ8HS-15	W24FPR-U10	6058					IWF24	5380
BR10ECM	W31EMR-C	4160					IWM31	5393
BR10ECMIX	IWM31	5393					IWM31	5393
BR10ECMVX							IWM31	5393
BR10ECS	W31ESR-U	4176					IW31	5319
BR10EG	W29ESR-V	4059					IW31	5319
BR10EIX	W31ESR-U	4176					IW31	5319
BR10EIXSOLID	W31ESR-U	4176					IW27	5317
BR10ES	W31ESR-U	4176					IW31	5319
BR10ESSOLID	W31ES-U	4062					IW31	5319
BR10ET							IRE01-27	5719
BR10EV	W31ES-U	4062					IW31	5319
BR10EVX	W31ES-U	4062					IW31	5319
BR10EYA	W31ESR-U	4176					IW31	5319
BR10HIX	W31FS	4065						
BR2LM	W9LMR-US	6071						
BR4ES	W14E	6009						
BR4HS	W14FR-U	4017						
BR4HSA							IWF16	5359
BR4LM	W14LM-US	6035						
BR5EF	T16EPR-U	5022	PT16TT	4511	IT16TT	4713	IT16	5325
BR5ES	W16ESR-U	3110	PW16TT	4501	IW16TT	4708	IW16	5305
BR5ES-11	W16ESR-U	3110	PW16TT	4501	IW16TT	4708	IW16	5305
BR5FS	T16R-U	5029	PTF16TT	4509	ITF16TT	4715	ITF16	5330
BR5FS-15	T16R-U15	5030	PTF16TT	4509	ITF16TT	4715	ITF16	5330
BR5HS	W16FSR	3033					IWF16	5359
BR6EB	W20EKR-S11	3041	PW20TT	4502	IW20TT	4709	IW20	5306
BR6EB-11	W20EKR-S11	3041	PW20TT	4502	IW20TT	4709	IW20	5306
BR6EBL	W20EKR-S11	3041	PW20TT	4502	IW20TT	4709	IW20	5306

NGK	DENSO		PLATINUM TT		IRIDIUM TT		IR POWER / IR RACING	
	PART	STK	PART	STK	PART	STK	PART	STK
BR6EB-L-11	W20EKR-S11	3041	PW20TT	4502	IW20TT	4709	IW20	5306
BR6EF	T22EP-U	5040					IT22	5327
BR6EM	W22EBR	3082						
BR6ES	W20ESR-U	3057	PW20TT	4502	IW20TT	4709	IW20	5306
BR6ES-11	W20ESR-U	3057	PW20TT	4502	IW20TT	4709	IW20	5306
BR6FIX	ITF20TT	4716	PTF20TT	4510	ITF20TT	4716	ITF20	5331
BR6FS	T20R-U	5038	PTF20TT	4510	ITF20TT	4716	ITF20	5331
BR6FS-15	T20R-U	5038	PTF20TT	4510	ITF20TT	4716	ITF20	5331
BR6FVX			PTF20TT	4510	ITF20TT	4716	ITF20	5331
BR6HIX	IWF20	5378					IWF20	5378
BR6HS	W20FSR-U	6053					IWF20	5378
BR6HS-10	W20FSR-U	6053					IWF20	5378
BR6HSA	W20FPR-L	3069					IWF20	5378
BR6S	W20SR-U	3076						
BR7EB	W22ESR-U	3098					IW22	5307
BR7EB-11	W22EKR-S11	3170					IW22	5307
BR7EF	T22EP-U	5040					IT22	5327
BR7EFS	T22EP-U	5040					IT22	5327
BR7EIX	W22ES-U	3093					IW22	5307
BR7EM	W22EBR	3082						
BR7EQ	W22EDR14	3083						
BR7EQ-14	W22EDR14	3083						
BR7ES	W22ESR-U	3098					IW22	5307
BR7ES-11	W22ESR-U	3098					IW22	5307
BR7ET	W22EBR	3082					IW22	5307
BR7EVX	W22ES-U	3093					IW22	5307
BR7HIX	IWF22	5379					IWF22	5379
BR7HS	W22FSR	4024					IWF22	5379
BR7HS-10	W22FSR	4024					IWF22	5379
BR8ECM	W24EMR-C	4198					IWM24	5391
BR8ECMIX	IWM24	5391					IWM24	5391
BR8ECS	W24ESR-U	4033					IW24	5316
BR8ECSIX	IW24	5316					IW01-24	5713
BR8EG	W24ESR-V	4035					IW24	5316
BR8EGSOLID	W27ES-V	4047					IW27	5317
BR8EIX	IW24	5316					IW01-24	5713
BR8EIXSOLID	W24ESR-U	4033					IW27	5317
BR8EQ	W25EDR14	3104					IRE01-27	5719
BR8EQ-14	W25EDR14	3104					IRE01-27	5719
BR8ES	W24ESR-U	4033					IW24	5316
BR8ES-11	W24ESR-U	4033					IW24	5316
BR8ESSOLID	W24ESR-U	4033					IW24	5316
BR8ET	W25EBR	3103					IW24	5316
BR8EV	W24ES-U	4030					IW24	5316
BR8EVX	W24ES-U	4030					IW24	5316
BR8EVXSOLID	W24ES-U	4030					IW24	5316
BR8EYA							IW24	5316
BR8HCS-10	W24FS-U10	6047					IWF24	5380
BR8HIX	IWF24	5380					IWF24	5380
BR8HS	W24FSR	4037					IWF24	5380
BR8HS-10	W24FS-U10	6047					IWF24	5380

NGK	DENSO		PLATINUM TT		IRIDIUM TT		IR POWER / IR RACING	
	PART	STK	PART	STK	PART	STK	PART	STK
BR8HSA	W24FPR-L	4183					IWF24	5380
BR8HV	W24FS-U	4038					IWF24	5380
BR8HVX	W24FS-U	4038					IWF24	5380
BR9ECM	W27EMR-C	4159					IWM27	5392
BR9ECMIX	IWM27	5392					IWM27	5392
BR9ECMVX							IWM27	5392
BR9ECS	W27ESR-U	4045					IW27	5317
BR9ECSIX	IW27	5317					IW01-27	5714
BR9ECSIX-5	IW27	5317					IW01-27	5714
BR9ECSOLID	W27ESR-U	4045					IW27	5317
BR9EG	W27ESR-V	4049					IW27	5317
BR9EG-N-8	W27ESR-V	4049					IW27	5317
BR9EGSOLID	W27ESR-V	4049					IW27	5317
BR9EGV							IW27	5317
BR9EIX	IW27	5317					IW01-27	5714
BR9EIXSOLID	W27ESR-U	4045					IW27	5317
BR9EQ-14	W27EDR14	3105					IRE01-27	5719
BR9ES	W27ESR-U	4045					IW27	5317
BR9ESSOLID	W27ESR-U	4045					IW27	5317
BR9ET	W27EBR	3107					IRE01-27	5719
BR9EV	W27ES-U	4046					IW27	5317
BR9EVX	W27ES-U	4046					IW27	5317
BR9EYA	W27ESR-U	4045					IW27	5317
BR9HIX	IWF27	5381					IWF27	5381
BR9HS	W27FSR	4054					IWF27	5381
BR9HS-10	W27FSR-U10	6055					IWF27	5381
BR9HVX	W27FS-U	4052					IWF27	5381
BRE527Y-11	J16AR-U11	3000						
BRE529Y-11	J16BR-U11	3002						
BU4EB-11	W14EKR-S11	3108						
BU5EB-11	W16EKR-S11	3016	PW16TT	4501	IW16TT	4708	IW16	5305
BU6EA-11			PW20TT	4502	IW20TT	4709	IW20	5306
BU6EB-11	W20EKR-S11	3041	PW20TT	4502	IW20TT	4709	IW20	5306
BU6EFSZ	T20EP-U	5031	PT20TT	4512	IT20TT	4714	IT20	5326
BU7EA-11							IW22	5307
BU7EB-11	W22EKR-S11	3170					IW22	5307
BU8H	SF24	6038						
BUH	SF50	6001						
BUHW	SF50	6001						
BUHW-2	SF51	6002						
BUHX	SF50	6001						
BUHXW-1	SF50	6001						
BUR4EB-11	W14EKR-S11	3108						
BUR5EA-11			PW16TT	4501	IW16TT	4708	IW16	5305
BUR5EB-11	W16EKR-S11	3016	PW16TT	4501	IW16TT	4708	IW16	5305
BUR5EBVX-11			PW16TT	4501	IW16TT	4708	IW16	5305
BUR5ET	W20EPBR-S	5067	PW20TT	4502	IW20TT	4709	IW20	5306
BUR5ET-10	W20EPBR-S	5067	PW20TT	4502	IW20TT	4709	IW20	5306
BUR5ETB-10	W20EPBR-S	5067	PW20TT	4502	IW20TT	4709	IW20	5306
BUR6EA-11	W20EPR-S11	3046	PW20TT	4502	IW20TT	4709	IW20	5306
BUR6EB-11	W20EKR-S11	3041	PW20TT	4502	IW20TT	4709	IW20	5306

NGK	DENSO		PLATINUM TT		IRIDIUM TT		IR POWER / IR RACING	
	PART	STK	PART	STK	PART	STK	PART	STK
BUR6EBVX-11			PW20TT	4502	IW20TT	4709	IW20	5306
BUR6EFSZ	T20EPR-U	5032	PT20TT	4512	IT20TT	4714	IT20	5326
BUR6ET	W20EPBR-S	5067	PW20TT	4502	IW20TT	4709	IW20	5306
BUR7EA-11	W22EPR-U11	3089					IW22	5307
BUR7EB-11	W22EPR-U11	3089					IW22	5307
BUR7EQ							IRE01-27	5719
BUR7EQP							IRE01-27	5719
BUR8EQP							IRE01-27	5719
BUR9EQ	S31A	3111					IRE01-27	5719
BUR9EQP							IRE01-27	5719
BUZ8H	SF24	6038						
BUZHW	SF50	6001						
BUZHW-2	SF51	6002						
BZ7HS-10	W22FSR	4024					IWF22	5379
BZ8ES	W24ESR-U	4033					IW24	5316
BZ9EV	W27ES-U	4046					IW27	5317
C10EH-9	U31FER9	4182					IUF31A	5386
C10H								
C4H	U14FSR-UB	6070						
C4HA	U14FSR-UB	6070						
C4HSA	U14FSR-UB	6070						
C4HSB	U14FSR-UB	6070						
C5HA	U16FS-U	4000						
C5HSA	U16FS-U	4000						
C6H	U20FS-U	4002						
C6HA	U20FS-U	4002						
C6HSA	U20FS-U	4002						
C7E	U22ES-N	4137					IU22	5361
C7EH-9	U22FER9	4212						
C7HA	U22FS-U	4006					IUF22	5383
C7HS	U22FS-U	4006					IUF22	5383
C7HSA	U22FS-U	4006					IUF22	5383
C7HV	U22FS-U	4006					IUF22	5383
C7HVX	U22FS-U	4006					IUF22	5383
C8E	U24ES-N	4196					IU24	5362
C8EH-9	U24FE9	4202					IUH24	5368
C8EHVX-9							IUH24	5368
C8EVX	U24ESR-N	4126					IU24	5362
C8HA	U24FS-U	4009					IUF24	5384
C8HSA	U24FS-U	4009					IUF24	5384
C8HV							IUF24	5384
C8HVX							IUF24	5384
C9E	U27ES-N	4128					IU27	5363
C9EH-9	U27FE9	4199					IUH27	5369
C9EHVX-9	U27ESR-N	4131					IUH27	5369
C9EVX	U27ESR-N	4131					IU27	5363
C9H							IUF27A	5385
CM-6	U20M-U	6003						
CPR6EA-9	U20EPR9	4228					IU20	5360
CPR6EB-9							IU20	5360
CPR7EA	U22ESR-N	4174					IU22	5361

NGK	DENSO		PLATINUM TT		IRIDIUM TT		IR POWER / IR RACING	
	PART	STK	PART	STK	PART	STK	PART	STK
CPR7EA-9	U22ESR-N	4174					IU22	5361
CPR7EAIX9	IU24A	5365					IU24A	5365
CPR8E	U24ESR-N	4126					IU24	5362
CPR8EA	U24ESR-N	4126					IU24	5362
CPR8EA-9	U24ESR-N	4126					IU24	5362
CPR8EB-9							IU24	5362
CPR9EA-9							IU27	5363
CPR9EB-9							IU27	5363
CR10E	U31ESR-N	4187					IU31	5364
CR10EH-9	U31FER9	4182						
CR10EIX	IU31	5364					IU01-31	5736
CR10EK	U31ETR	4135					IU31A	5367
CR4HSA	U14FSR-UB	6070						
CR4HSB	U14FSR-UB	6070						
CR5EH-9	U16FER9	4222						
CR5HS	U16FSR-U	4171						
CR5HSA	U16FSR-U	4171						
CR5HSB	U16FSR-UB	6050						
CR6E	U20ESR-N	4221						
CR6EIA-9							IU20	5360
CR6HIX	IUF22	5383					IUF22	5383
CR6HS	U20FSR-U	4004						
CR6HSA	U20FSR-U	4004						
CR6HSB	U20FSR-U	4004						
CR7E	U22ESR-N	4174					IU22	5361
CR7EB							IU22	5361
CR7EH-9	U22FER9	4212						
CR7EIA9							IU22	5361
CR7EIX	IU22	5361					IU22	5361
CR7EK	U24ETR	4158					IU22	5361
CR7HIX	IUF22	5383					IUF22	5383
CR7HS	U22FSR-U	4008					IUF22	5383
CR7HSA	U22FSR-U	4008					IUF22	5383
CR7HSA9	U22FSR-U	4008					IUF22	5383
CR7HVX	U22FS-U	4006					IUF22	5383
CR8E	U24ESR-N	4126					IU24	5362
CR8EB	U24ESR-N	4126					IU24	5362
CR8EH-9	U24FER9	4127					IUH24	5368
CR8EH-9S							IUH24	5368
CR8EHIX-9	IUH24	5368					IUH24	5368
CR8EHVX-9							IUH24	5368
CR8EIA	IU24	5362					IU24	5362
CR8EIA-10	IU24	5362					IU01-24	5734
CR8EIB	IU24	5362					IU24	5362
CR8EIB-10	IU24	5362					IU01-24	5734
CR8EIB-9	IU24	5362					IU01-24	5734
CR8EIX	IU24	5362					IU01-24	5734
CR8EK	U24ETR	4158					IU24A	5365
CR8EKB							IU24A	5365
CR8EKPA							IU24A	5365
CR8EVX	U24ESR-N	4126					IU24	5362

NGK	DENSO		PLATINUM TT		IRIDIUM TT		IR POWER / IR RACING	
	PART	STK	PART	STK	PART	STK	PART	STK
CR8HIX	IUF24	5384					IUF24	5384
CR8HS	U24FSR-U	4010					IUF24	5384
CR8HSA	U24FSR-U	4010					IUF24	5384
CR8HVX							IUF24	5384
CR8RK	U24ETR	4158					IU24A	5365
CR9E	U27ESR-N	4131					IU27	5363
CR9EB	U27ESR-N	4131					IU27	5363
CR9EH-9	U27FER9	4129					IUH27	5369
CR9EHI-9							IUH27	5369
CR9EHIX-9	IUH27	5369					IUH27	5369
CR9EHVX-9	U27ESR-N	4131					IUH27	5369
CR9EIA-9	IU27	5363					IU01-27	5735
CR9EIX	IU27	5363					IU01-27	5735
CR9EIX-9	IU27	5363					IU01-27	5735
CR9EK	U27ETR	4155					IU27A	5366
CR9EKB							IU27A	5366
CR9EKPA							IU27A	5366
CR9EVX	U27ESR-N	4131					IU27	5363
CR9HIX	IUF27A	5385					IUF27A	5385
CS1(B2LM)	W9LM-US	6057						
CS2(BM6A)	W20M-U	6022						
CS3	W14-U	6008						
CS4(B4LM)	W14LM-U	6014						
CS5(BM4A)	W14M-U	6015						
D10E	X31ES-U	4119					IXU01-31	5732
D10EA	X31ES-U	4119					IXU01-31	5732
D10EV							IXU01-31	5732
D5HS	X16FSR-U	4075						
D6EA	X20ES-U	4076						
D6ES	X20ES-U	4076						
D6HA	X20FS-U	4078						
D6HS	X20FS-U	4078						
D7EA	X22ES-U	4090					IX22	5371
D7EV							IX22	5371
D7EVX							IX22	5371
D8EA	X24ES-U	4099					IX24	5372
D8ES	X24ES-U	4099					IX27	5373
D8ES-L	X24ES-U	4099					IX24	5372
D8EV	X24ESR-U	4101					IX24	5372
D8EVX	X24ESR-U	4101					IX24	5372
D8HA	X24FS-U	4103						
D8HS	X24FS-U	4103						
D9EA	X27ES-U	4114					IX27	5373
D9ES	X27ES-U	4114					IX27	5373
D9EV	X27ESR-U	4116					IX27	5373
D9EVX	X27ESR-U	4116					IX27	5373
DCP6E	XU20EPR-U	3178					IXU22	5308
DCP7E	XU22EPR-U	3179					IXU22	5308
DCP7EVX	XU22EPR-U	3179					IXU22	5308
DCP8E	XU24EPR-U	3312					IXU24	5309
DCP8EVX	XU24EPR-U	3312					IXU24	5309

NGK	DENSO		PLATINUM TT		IRIDIUM TT		IR POWER / IR RACING	
	PART	STK	PART	STK	PART	STK	PART	STK
DCPR6E	XU20EPR-U	3178						
DCPR6ES	XU20EPR-U	3178						
DCPR7E	XU22EPR-U	3179					IXU22	5308
DCPR7EA-9	XU22EPR-U	3179					IXU22	5308
DCPR7EGP	IXU22	5308					IXU22	5308
DCPR7EIX	IXU22	5308					IXU22	5308
DCPR7EIXP	IXU22	5308					IXU22	5308
DCPR7E-N	XU22EPR-U	3179					IXU22	5308
DCPR7E-N10	XU22EPR-U	3179					IXU22	5308
DCPR7ES	XU22EPR-U	3179					IXU22	5308
DCPR7EVX	XU22EPR-U	3179					IXU22	5308
DCPR8E	XU24EPR-U	3312					IXU24	5309
DCPR8EIX	IXU24	5309					IXU24	5309
DCPR8EKC	XU24EPR-U	3312					IXU24	5309
DCPR8EKP	XU24EPR-U	3312					IXU24	5309
DCPR8EN	XU24EPR-U	3312					IXU24	5309
DCPR8ESOLID	XU24EPR-U	3312					IXU24	5309
DCPR8EVX	XU24EPR-U	3312					IXU24	5309
DCPR9E	XU27EPR-U	3313					IXU27	5337
DCPR9EIX	IXU27	5337					IXU01-27	5731
DCPR9EVX	XU27EPR-U	3313					IXU27	5337
DCR7EIX	IXU22	5308					IXU22	5308
DCR8EIX	IXU24	5309					IXU01-24	5730
DCR9EIX	IXU27	5337					IXU01-27	5731
DF5B11A	FK16HR11	3450			IKH16TT	4703		
DF6H11A	FXE20HE11	3436			IXEH20ETT	4710		
DF6H11B	FXE20HR11	3439			IXEH20TT	4711		
DF7H11B	FXE22HR11	3442			IXEH22TT	4712		
DF8H11B	FXE24HR11	3457						
DFH6B11A	FK20HBR11	3473			IKBH20TT	4705		
DIFR6A13G	DK20PR-D13	3476						
DIFR6D13	DK20PR-D13	3476						
DILFR5A11	FK16HR11	3450			IKH16TT	4703		
DILFR5A-11D	FK16HR11	3450			IKH16TT	4703		
DILFR5C11	FK16HR11	3450			IKH16TT	4703		
DILFR5C11D	FK16HR11	3450			IKH16TT	4703		
DILFR5E-11	FK16HR11	3450			IKH16TT	4703		
DILFR6D11	FK20HR11	3426			IKH20TT	4704	IKH20	5344
DILFR7B10G							IKH22	5345
DILKAR6A11	FXE20HR11	3439			IXEH20TT	4711		
DILKAR7A11	FXE22HR11	3442			IXEH22TT	4712		
DILKAR7G11GS	DXE22HQR-D11S	3492			IXEH22TT	4712		
DILKAR7H11GS	DXE22HQR-D11S	3492			IXEH22TT	4712		
DILKAR8A8	FXE24HR11	3457						
DILKAR7A11	DXU22HCR-D11S	3483					IXUH22I	5356
DILZKAR6A11	FXE20HE11	3436			IXEH20ETT	4710		
DILZKAR7B11	FXE22HR11	3442			IXEH22TT	4712		
DILZKAR7C11S	DXE22HCR11S	3500			IXEH22TT	4712		
DILZKR7A11DS	DXU22HCR-D11S	3483					IXUH22I	5356
DILZKR7A11G	DXU22HCR-D11S	3483					IXUH22I	5356
DILZKR7A11GS	DXU22HCR-D11S	3483					IXUH22I	5356

NGK	DENSO		PLATINUM TT		IRIDIUM TT		IR POWER / IR RACING	
	PART	STK	PART	STK	PART	STK	PART	STK
DILZKR7B11G	DXU22HCR-D11S	3483					IXUH22I	5356
DILZKR7B11GS	DXU22HCR-D11S	3483					IXUH22I	5356
DIMR8B10	IU24	5362					IU01-24	5734
DP6EA-9	X20EPR-U9	4125						
DP7EA-9	X22EP-U9	4085					IX22B	5375
DP7EV-9	X22EPR-U9	4086					IX22B	5375
DP8EA-9	X24EP-U9	4093					IX24B	5376
DP8EV-9	X24EPR-U9	4096					IX24B	5376
DP8EVX-9	X24EPR-U9	4096					IX24B	5376
DP8Z	X24GPR-U	4106						
DP9EA	X27EP-U9	4108					IX27B	5377
DP9EA-9	X27EP-U9	4108					IX27B	5377
DP9EV-9	X27EPR-U9	4111					IX27B	5377
DP9EVX-9	X27EPR-U9	4111					IX27B	5377
DP9Z	X27GPR-U	4117						
DPR5EA-9	X20EPR-U9	4125						
DPR6EA	X20EPR-U9	4125						
DPR6EA-9	X20EPR-U9	4125						
DPR6EB-9	X20EPR-U9	4125						
DPR7EA	X22EPR-U9	4086					IX22B	5375
DPR7EA-9	X22EPR-U9	4086					IX22B	5375
DPR7EIX-9	IX22B	5375					IXU01-24	5730
DPR7EV-9	X22EPR-U9	4086					IX22B	5375
DPR7EVX-9	X22EPR-U9	4086					IX22B	5375
DPR8EA-9	X24EPR-U9	4096					IX24B	5376
DPR8EIX-9	IX24B	5376					IXU01-24	5730
DPR8EV-9	X24EPR-U9	4096					IX24B	5376
DPR8EVX-9	X24EPR-U9	4096					IX24B	5376
DPR8Z	X24GPR-U	4106					IXG24	5394
DPR8ZIX	IXG24	5394					IXG24	5394
DPR9EA	X27EPR-U9	4111					IX27B	5377
DPR9EA-9	X27EPR-U9	4111					IX27B	5377
DPR9EIX-9	IX27B	5377					IXU01-27	5731
DPR9EV-9	X27EPR-U9	4111					IX27B	5377
DPR9EVX-9	X27EPR-U9	4111					IX27B	5377
DPR9Z	X27GPR-U	4117					IXG27	5395
DR4HS	X16FSR-U	4075						
DR5HS	X16FSR-U	4075						
DR6EA	X20ESR-U	4157						
DR6HS	X20FSR-U	4080						
DR7EA	X22ESR-U	4091					IX22	5371
DR7EIX	IX22	5371					IX22	5371
DR7ES	X22ESR-U	4091					IX22	5371
DR8EA	X24ESR-U	4101					IX24	5372
DR8EB							IX24	5372
DR8EIX	IX24	5372					IXU01-24	5730
DR8ES	X27ESR-U	4116					IX27	5373
DR8ES-L	X24ESR-U	4101					IX24	5372
DR8EVX	X24ESR-U	4101					IX24	5372
DR8HS	X24FS-U	4103						
DR9EA	X27ESR-U	4116					IX27	5373

NGK	DENSO		PLATINUM TT		IRIDIUM TT		IR POWER / IR RACING	
	PART	STK	PART	STK	PART	STK	PART	STK
DR9EIX	IX27	5373					IXU01-27	5731
DR9ES	X27ESR-U	4116					IX27	5373
DR9EVX	X27ESR-U	4116					IX27	5373
ER10EH	Y31FER-C	4186						
ER8EH	Y24FER-C	4185						
ER8EHIX	IY24	5400					IY24	5400
ER8EHN	Y24FER-C	4185						
ER9EH	Y27FER-C	4162						
ER9EHIX	IY27	5401					IY27	5401
FLR9LTE			PK16TT	4503	IK16TT	4701	IK16	5303
FQR8LEU2	KJ16CR-L11	3132	PK16TT	4503	IK16TT	4701	IK16	5303
FR4	K16PR-U	3191	PK16TT	4503	IK16TT	4701	IK16	5303
FR45	K16R-U11	3120	PK16TT	4503	IK16TT	4701	IK16	5303
FR45GP	PQ16TT	4507	PQ16TT	4507	IQ16TT	4706	IQ16	5301
FR4BP11	IK16	5303	PK16TT	4503	IK16TT	4701	IK16	5303
FR4GP	PK16TT	4503	PK16TT	4503	IK16TT	4701	IK16	5303
FR5	K20PR-U	3145	PK20TT	4504	IK20TT	4702	IK20	5304
FR5-1	KJ20CR-L11	3169	PK20TT	4504	IK20TT	4702	IK20L	5358
FR5AP-10	K16PR-P11	3293	PK16TT	4503	IK16TT	4701	IK16	5303
FR5AP-11	PK16PR11	3264	PK16TT	4503	IK16TT	4701	IK16	5303
FR5AP-11E	PK16PR11	3264	PK16TT	4503	IK16TT	4701	IK16	5303
FR5BP-11	IK16	5303	PK16TT	4503	IK16TT	4701	IK16	5303
FR5CP	IK16	5303	PK16TT	4503	IK16TT	4701	IK16	5303
FR5EI	K16PSR-B8	3437	PK16TT	4503	IK16TT	4701	IK16	5303
FR5GP	PQ20TT	4508	PQ20TT	4508	IQ20TT	4707	IQ20	5302
FR6BP-11	IK20	5304	PK20TT	4504	IK20TT	4702	IK20	5304
FR6EI	K20PSR-B8	3431	PK20TT	4504	IK20TT	4702	IK20	5304
FR7AI-D							IK22	5310
FR7AP-10	PK22PR11	3265					IK22	5310
FR8BI-11	IK24	5311					IK01-24	5701
FR8BI-11	IK24	5311					IK02-24	5704
FR9BI-11	IK27	5312					IK01-27	5702
GR4	W14EXR-U	3013	PW16TT	4501	IW16TT	4708	IW16	5305
GR45	W14EXR-U15	3015	PW16TT	4501	IW16TT	4708	IW16	5305
GR45GP	PW16TT	4501	PW16TT	4501	IW16TT	4708	IW16	5305
GR4GP	PW16TT	4501	PW16TT	4501	IW16TT	4708	IW16	5305
GR4IX	IW16TT	4708	PW16TT	4501	IW16TT	4708	IW16	5305
GR4VX	W16EXR-U	3031	PW16TT	4501	IW16TT	4708	IW16	5305
GR5	W16EXR-U	3031	PW16TT	4501	IW16TT	4708	IW16	5305
GR55	W16EX-U13	3029	PW16TT	4501	IW16TT	4708	IW16	5305
GR5AI-10			PW16TT	4501	IW16TT	4708	IW16	5305
GR5GP	PW16TT	4501	PW16TT	4501	IW16TT	4708	IW16	5305
GR5IX	IW16TT	4708	PW16TT	4501	IW16TT	4708	IW16	5305
IFR5A11	SK16R11	3324	PK16TT	4503	IK16TT	4701	IK16	5303
IFR5A-8N	SK16R-P8	3303	PK16TT	4503	IK16TT	4701	IK16	5303
IFR5D10	SK16R11	3324	PK16TT	4503	IK16TT	4701	IK16	5303
IFR5E11	SK16PR-A11	3356	PK16TT	4503	IK16TT	4701	IK16	5303
IFR5G11	Q16PR-U11	5016	PQ16TT	4507	IQ16TT	4706	IQ16	5301
IFR5G-11	SK16PR-L11	3395	PK16TT	4503	IK16TT	4701	IK16	5303
IFR5G-11K	SK16PR-L11	3395	PK16TT	4503	IK16TT	4701	IK16	5303
IFR5J11	SK16PR-L11	3395	PK16TT	4503	IK16TT	4701	IK16	5303

NGK	DENSO		PLATINUM TT		IRIDIUM TT		IR POWER / IR RACING	
	PART	STK	PART	STK	PART	STK	PART	STK
IFR5K11	SKJ16DR-M11	3422	PK16TT	4503	IK16TT	4701	IK16	5303
IFR5L11	VK16PRZ11	5628	PK16TT	4503	IK16TT	4701	IK16	5303
IFR5N			PK16TT	4503	IK16TT	4701	IK16	5303
IFR5N10	SK16PR-L11	3395	PK16TT	4503	IK16TT	4701	IK16	5303
IFR5N-10	SK16PR-L11	3395	PK16TT	4503	IK16TT	4701	IK16	5303
IFR5T11	SK16R11	3324	PK16TT	4503	IK16TT	4701	IK16	5303
IFR5T-8N	SK16R-P8	3303	PK16TT	4503	IK16TT	4701	IK16	5303
IFR6A11	SK20R11	3297	PK20TT	4504	IK20TT	4702	IK20	5304
IFR6B	SVK20RZ8	3373	PK20TT	4504	IK20TT	4702	IK20	5304
IFR6B11	SK20R11	3297	PK20TT	4504	IK20TT	4702	IK20	5304
IFR6B-K	SVK20RZ8	3373	PK20TT	4504	IK20TT	4702	IK20	5304
IFR6C	SK20PR-A8	3403	PK20TT	4504	IK20TT	4702	IK20	5304
IFR6CS	SK20PR-A8	3403	PK20TT	4504	IK20TT	4702	IK20	5304
IFR6D10	SK20R11	3297	PK20TT	4504	IK20TT	4702	IK20	5304
IFR6E11	SK20R11	3297	PK20TT	4504	IK20TT	4702	IK20	5304
IFR6J	SVK20RZ8	3373	PK20TT	4504	IK20TT	4702	IK20	5304
IFR6J11	SVK20RZ11	3449	PK20TT	4504	IK20TT	4702	IK20	5304
IFR6L11	VK20PRZ11	5615	PK20TT	4504	IK20TT	4702	IK20	5304
IFR6Q-G	SK20PR-A8	3403	PK20TT	4504	IK20TT	4702	IK20	5304
IFR6Q-S			PK20TT	4504	IK20TT	4702	IK20G	5352
IFR6S	SK20PR-A8	3403	PK20TT	4504	IK20TT	4702	IK20	5304
IFR6T11	SK20R11	3297	PK20TT	4504	IK20TT	4702	IK20	5304
IFR6V10G	SK20PR-A11	3418	PK20TT	4504	IK20TT	4702	IK20	5304
IFR6V-10G	SK20PR-A11	3418	PK20TT	4504	IK20TT	4702	IK20	5304
IFR6W7G			PK20TT	4504	IK20TT	4702	IK20	5304
IFR6Z7G	SK20PR-A8	3403	PK20TT	4504	IK20TT	4702	IK20	5304
IFR7F-8D							IK22	5310
IFR7F-8DS	SK22PR-M11S	3419					IK22G	5348
IFR7F-8J							IK22	5310
IFR7F-D	SK22PR-M11	3372					IK22	5310
IFR7G-11K	SK22PR-M11	3372					IK22	5310
IFR7G-11KS	SK22PR-M11S	3419					IK22G	5348
IFR7G-11KS	SK22PR-M11S	3419					IK22	5310
IFR7L11							IK22	5310
IFR7L-11							IK22	5310
IFR7N10							IK22	5310
IFR7U							IK22	5310
IFR7X7G							IK22	5310
IFR8H11	IK24	5311					IK01-24	5701
IFR8L11	IK24	5311					IK01-24	5701
IFR8L11	IK24	5311					IK02-24	5704
IFR9H11			PK20TT	4504	IK20TT	4702	IK20	5304
IFR9H-11			PK20TT	4504	IK20TT	4702	IK20	5304
IFR9L11	IK27	5312					IK01-27	5702
IFR9L11	IK27	5312					IK02-27	5705
IGR5B10-D			PW16TT	4501	IW16TT	4708	IW16	5305
IGR6A11			PW20TT	4502	IW20TT	4709	IW20	5306
IGR6B10-D			PW20TT	4502	IW20TT	4709	IW20	5306
IGR7A							IW22	5307
IGR7A-G	S22PR-A7	3354					IW22	5307
IGR7B10-D							IW22	5307

NGK	DENSO		PLATINUM TT		IRIDIUM TT		IR POWER / IR RACING	
	PART	STK	PART	STK	PART	STK	PART	STK
IJR7A9	IX22B	5375					IXU01-27	5731
IKR7A							IXU22	5308
IKR7B							IXU22	5308
IKR7C							IXU22	5308
IKR7D							IXU22	5308
IKR7E9							IXU22	5308
IKR7H8	SXU22PR9	3434					IXU22	5308
IKR9F8	IXU27	5337					IXU01-27	5731
ILFR5B11	SK16HR11	3417	PKH16TT	4505	IKH16TT	4703	IKH16	5343
ILFR5C11	SK16HR11	3417	PKH16TT	4505	IKH16TT	4703	IKH16	5343
ILFR6A	SK20HPR-L11	3433	PKH20TT	4506	IKH20TT	4704	IKH20	5344
ILFR6B	SK20HPR-L11	3433	PKH20TT	4506	IKH20TT	4704	IKH20	5344
ILFR6C	SK20HPR-L11	3433	PKH20TT	4506	IKH20TT	4704	IKH20	5344
ILFR6C11	SK20HPR-L11	3433	PKH20TT	4506	IKH20TT	4704	IKH20	5344
ILFR6D11	FK20HR11	3426	PKH20TT	4506	IKH20TT	4704	IKH20	5344
ILFR6G			PKH20TT	4506	IKH20TT	4704	IKH20	5344
ILFR6GE			PKH20TT	4506	IKH20TT	4704	IKH20	5344
ILFR6J-11K	SK20HPR-L11	3433	PKH20TT	4506	IKH20TT	4704	IKH20	5344
ILFR6T11	SK20HR11	3421	PKH20TT	4506	IKH20TT	4704	IKH20	5344
ILFR7F-D							IKH22	5345
ILFR7H							IKH22	5345
ILKAR7B11	SC20HR11	3444			IXEH20TT	4711		
ILKAR8H6	FXE24HR11	3457						
ILKR7B8	SXU22HDR8	3441					IXUH22	5353
ILKR7E-6							IXUH22	5353
ILTR5A-13G	PT16VR13	5068	PTV16TT	4513	ITV16TT	4718	ITV16	5338
ILTR5A-13G	PT16VR13	5068	PTV16TT	4513	ITV16TT	4718	ITV16	5338
ILTR5B11			PTV16TT	4513	ITV16TT	4718	ITV16	5338
ILTR5C11			PTV16TT	4513	ITV16TT	4718	ITV16	5338
ILTR5D			PTV16TT	4513	ITV16TT	4718	ITV16	5338
ILTR5K13			PTV16TT	4513	ITV16TT	4718	ITV16	5338
ILTR6A-13G					ITV20TT	4719	ITV20	5339
ILTR6A-8G					ITV20TT	4719	ITV20	5339
ILTR6B11					ITV20TT	4719	ITV20	5339
ILTR6D					ITV20TT	4719	ITV20	5339
ILTR6F-9					ITV20TT	4719	ITV20	5339
ILTR6G8G					ITV20TT	4719	ITV20	5339
ILTR6H8G					ITV20TT	4719	ITV20	5339
ILZFR5B			PKH16TT	4505	IKH16TT	4703	IKH16	5343
ILZFR5E8D	SK16HR11	3417	PKH16TT	4505	IKH16TT	4703	IKH16	5343
ILZFR5E8D	FK16HR-A8	3484	PKH16TT	4505	IKH16TT	4703	IKH16	5343
ILZFR6A11			PKH20TT	4506	IKH20TT	4704	IKH20	5344
ILZFR6B			PKH20TT	4506	IKH20TT	4704	IKH20	5344
ILZFR6C11K			PKH20TT	4506	IKH20TT	4704	IKH20	5344
ILZFR6D11	SK20HPR-L11	3433	PKH20TT	4506	IKH20TT	4704	IKH20	5344
ILZKAR7A10	FXE22HR11	3442			IXEH22TT	4712		
ILZKAR7B11	SXU22HCR11S	3461					IXUH22I	5356
ILZKAR7E11S	DXE22HCR11S	3500			IXEH22TT	4712		
ILZKBR7A-8G	SXU22HCR11S	3461					IXUH22I	5356
ILZKR7A	SXU22HCR11S	3461					IXUH22I	5356
ILZKR7B11	SXU22HCR11S	3461					IXUH22I	5356

NGK	DENSO		PLATINUM TT		IRIDIUM TT		IR POWER / IR RACING	
	PART	STK	PART	STK	PART	STK	PART	STK
ILZKR7B11S	SXU22HCR11S	3461					IXUH22I	5356
IMR8A-9H							IUH24	5368
IMR8C-9H							IUH24	5368
IMR9A-9H							IUH27	5369
IMR9B-9H							IUH27	5369
IMR9C-9H							IUH27	5369
IMR9C-9HE							IUH27	5369
IMR9C-9HES							IUH27	5369
IMR9D-9H	U27ESR-N	4131					IUH27	5369
IMR9E-9HES							IUH27	5369
IRIMAC8	IXU24	5309					IXU24	5309
IRIMAC9	IXU27	5337					IXU27	5337
IRITOP 7	IQ22	5313					IQ22	5313
IRITOP 8	IQ24	5314					IQ24	5314
IRITOP 9	IQ27	5315					IQ27	5315
IRIWAY 7	IK22	5310					IK22	5310
IRIWAY 8	IK24	5311					IK24	5311
IRIWAY 9	IK27	5312					IK27	5312
ITR4A15					IT16TT	4713	IT16	5325
ITR4A-15					IT16TT	4713	IT16	5325
ITR5F13							IT16	5325
ITR5F-13			PT16TT	4511	IT16TT	4713	IT16	5325
ITR6A-13G					ITV20TT	4719	ITV20	5339
ITR6F13			PT20TT	4512	IT20TT	4714	IT20	5326
ITR6G9			PT20TT	4512	IT20TT	4714	IT20	5326
IzFR5B	SKJ16CR-A8	3370	PK16TT	4503	IK16TT	4701	IK16L	5357
IzFR5F11	SKJ16CR-L11	3396	PK16TT	4503	IK16TT	4701	IK16L	5357
IzFR5G	SKJ16CR-A8	3370	PK16TT	4503	IK16TT	4701	IK16L	5357
IzFR5J	SKJ16CR-A8	3370	PK16TT	4503	IK16TT	4701	IK16L	5357
IzFR5K-11	SKJ16DR-M11	3422	PK16TT	4503	IK16TT	4701	IK16L	5357
IzFR5L-11	SKJ16CR-L11	3396	PK16TT	4503	IK16TT	4701	IK16L	5357
IzFR6F			PK20TT	4504	IK20TT	4702	IK20	5304
IzFR6F11			PK20TT	4504	IK20TT	4702	IK20	5304
IzFR6H11	SKJ20CR-A8	3371	PK20TT	4504	IK20TT	4702	IK20L	5358
IzFR6J	SKJ20CR-A8	3371	PK20TT	4504	IK20TT	4702	IK20L	5358
IzFR6K-11	SKJ20DR-M11	3377	PK20TT	4504	IK20TT	4702	IK20L	5358
IzFR6K-11NS	SKJ20DR-M11S	3432	PK20TT	4504	IK20TT	4702	IK20G	5352
IzFR6K-11S	SKJ20DR-M11S	3432	PK20TT	4504	IK20TT	4702	IK20L	5358
IzFR6K13	SKJ20DR-M13	3401	PK20TT	4504	IK20TT	4702	IK20L	5358
IzFR6K13S	SKJ20DR-M13	3401	PK20TT	4504	IK20TT	4702	IK20L	5304
IzFR6N-E			PK20TT	4504	IK20TT	4702	IK20L	5358
IzTR4A11	ZTJ16R10	5090	PT16TT	4511	IT16TT	4713	IT16	5325
IzTR5B11	ZTJ16R10	5090	PT16TT	4511	IT16TT	4713	IT16	5325
J10A	X31ETR	4170						
J10B	X31ETR	4170						
J9A	X27ETR	4130					IX27	5373
J9B	X27ETR	4130					IX27	5373
JR10A	X31ETR	4170						
JR10B	X31ETR	4170						
JR10C	X31ETR	4170						
JR8B	X24ESR-U	4101					IX24	5372

NGK	DENSO		PLATINUM TT		IRIDIUM TT		IR POWER / IR RACING	
	PART	STK	PART	STK	PART	STK	PART	STK
JR9A	X27ETR	4130					IX27	5373
JR9B	X27ETR	4130					IX27	5373
JR9C	X27ETR	4130					IX27	5373
KR6A10	XU20EPR-U	3178					IXU22	5308
KR7AI							IXU22	5308
KR8AI							IXU24	5309
KR8BI	IXU24	5309					IXU01-24	5730
KR9CI	IXU27	5337					IXU27	5337
L8A							IUF24	5384
LFR4A-E	K16HPR-U11	6076	PKH16TT	4505	IKH16TT	4703	IKH16	5343
LFR5A-11	K16HPR-U11	6076	PKH16TT	4505	IKH16TT	4703	IKH16	5343
LFR5AGP	PKH16TT	4505	PKH16TT	4505	IKH16TT	4703	IKH16	5343
LFR5AIX-11	IKH16TT	4703	PKH16TT	4505	IKH16TT	4703	IKH16	5343
LFR5AIX-11P	IKH16TT	4703	PKH16TT	4505	IKH16TT	4703	IKH16	5343
LFR5AP-11	IKH16	5343	PKH16TT	4505	IKH16TT	4703	IKH16	5343
LFR5AQP			PKH16TT	4505	IKH16TT	4703	IKH16	5343
LFR5ARX-11P			PKH16TT	4505	IKH16TT	4703	IKH16	5343
LFR5B	K16HPR-U11	6076	PKH16TT	4505	IKH16TT	4703	IKH16	5343
LFR5BP-11	K16HPR-U11	6076	PKH16TT	4505	IKH16TT	4703	IKH16	5343
LFR5P-11	IKH16	5343	PKH16TT	4505	IKH16TT	4703	IKH16	5343
LFR6A	K20HR-U11	3381	PKH20TT	4506	IKH20TT	4704	IKH20	5344
LFR6A-11	K20HR-U11	3381	PKH20TT	4506	IKH20TT	4704	IKH20	5344
LFR6AIX-11	IKH20TT	4704	PKH20TT	4506	IKH20TT	4704	IKH20	5344
LFR6AIX-11P	IKH20TT	4704	PKH20TT	4506	IKH20TT	4704	IKH20	5344
LFR6AIXP	IKH20TT	4704	PKH20TT	4506	IKH20TT	4704	IKH20	5344
LFR6AP-11			PKH20TT	4506	IKH20TT	4704	IKH20	5344
LFR6AP-9			PKH20TT	4506	IKH20TT	4704	IKH20	5344
LFR6AQP	IKH20	5344	PKH20TT	4506	IKH20TT	4704	IKH20	5344
LFR6ARX-11P			PKH20TT	4506	IKH20TT	4704	IKH20	5344
LFR6BP-11			PKH20TT	4506	IKH20TT	4704	IKH20	5344
LFR6C	K20HR-U11	3381	PKH20TT	4506	IKH20TT	4704	IKH20	5344
LFR6C-11	K20HR-U11	3381	PKH20TT	4506	IKH20TT	4704	IKH20	5344
LFR6CGP	PKH20TT	4506	PKH20TT	4506	IKH20TT	4704	IKH20	5344
LFR6D	K20HR-U11	3381	PKH20TT	4506	IKH20TT	4704	IKH20	5344
LFR7AIX	IKH20TT	4704	PKH20TT	4506	IKH20TT	4704	IKH20	5344
LFR7AIXP	IKH20TT	4704	PKH20TT	4506	IKH20TT	4704	IKH20	5344
LKR7AI	XU22HDR9	3445					IXUH22	5353
LKR7B	XU22HDR9	3445					IXUH22	5353
LKR7B9	XU22HDR9	3445					IXUH22	5353
LKR7BI8							IXUH22	5353
LKR7BIXP	IXUH22	5353					IXUH22	5353
LKR7C							IXUH22I	5356
LR8A	U24FSR-U	4010					IUF24	5384
LR8B	U24FSR-U	4010					IUF24	5384
LTR5GP	PTV16TT	4513	PTV16TT	4513	ITV16TT	4718	ITV16	5338
LTR5IX-11	ITV16TT	4718	PTV16TT	4513	ITV16TT	4718	ITV16	5338
LTR6AI13					ITV20TT	4719	ITV20	5339
LTR6AI-9	ITV20	5339			ITV20TT	4719	ITV20	5339
LTR6AI-9					ITV20TT	4719	ITV20	5339
LTR6AP11	ITV20	5339			ITV20TT	4719	ITV20	5339
LTR6BP13	ITV20	5339			ITV20TT	4719	ITV20	5339

NGK	DENSO		PLATINUM TT		IRIDIUM TT		IR POWER / IR RACING	
	PART	STK	PART	STK	PART	STK	PART	STK
LTR6BP13					ITV20TT	4719	ITV20	5339
LTR6DI-8					ITV20TT	4719	ITV20	5339
LTR6IX-11	ITV20TT	4719			ITV20TT	4719	ITV20	5339
LTR7IX-11	ITV22	5340					ITV22	5340
LZFR5BI-11			PKH16TT	4505	IKH16TT	4703	IKH16	5343
LZFR5C11	K16HPR-U11	6076	PKH16TT	4505	IKH16TT	4703	IKH16	5343
LZFR5C11G	K16HPR-U11	6076	PKH16TT	4505	IKH16TT	4703	IKH16	5343
LZFR6AI			PKH20TT	4506	IKH20TT	4704	IKH20	5344
LZKAR6AP11	FXE20HR11	3439			IXEH20TT	4711		
LZKAR7A	SC20HR11	3444			IXEH20TT	4711		
LZKAR7AP-11	SC20HR11	3444			IXEH20TT	4711		
LZTR4A-11	ITL16	5349			ITL16TT	4717	ITL16	5349
LZTR4AGP	ITL16	5349			ITL16TT	4717	ITL16	5349
LZTR4AIX-11	ITL16TT	4717			ITL16TT	4717	ITL16	5349
LZTR4AIX-13	ITL16TT	4717			ITL16TT	4717	ITL16	5349
LZTR5A-13					ITL16TT	4717	ITL20	5350
LZTR5AGP					ITL16TT	4717	ITL20	5350
LZTR5AIX-13	ITL16TT	4717			ITL16TT	4717	ITL20	5350
LZTR6AIX-13	ITL20	5350					ITL20	5350
LZTR6AP-11EG							ITL20	5350
MR8AI9	IU24	5362					IU01-24	5734
PFR5A-11	PQ16R	3005	PQ16TT	4507	IQ16TT	4706	IQ16	5301
PFR5B	PK16R8	3301	PK16TT	4503	IK16TT	4701	IK16	5303
PFR5B-11	PK16PR11	3264	PK16TT	4503	IK16TT	4701	IK16	5303
PFR5B-11B	PK16R11	3134	PK16TT	4503	IK16TT	4701	IK16	5303
PFR5B-11C	PK16R11	3134	PK16TT	4503	IK16TT	4701	IK16	5303
PFR5B-9	PK16R8	3301	PK16TT	4503	IK16TT	4701	IK16	5303
PFR5B-D	PK16R8	3301	PK16TT	4503	IK16TT	4701	IK16	5303
PFR5C-11	PK16R11	3134	PK16TT	4503	IK16TT	4701	IK16	5303
PFR5F-11	PQ16R	3005	PQ16TT	4507	IQ16TT	4706	IQ16	5301
PFR5G-11	PK16PR11	3264	PK16TT	4503	IK16TT	4701	IK16	5303
PFR5G-11	PK16PR-L11	3275	PK16TT	4503	IK16TT	4701	IK16	5303
PFR5G11-E	PK16PR-L11	3275	PK16TT	4503	IK16TT	4701	IK16	5303
PFR5G-11E	PK16PR11	3264	PK16TT	4503	IK16TT	4701	IK16	5303
PFR5G-11E	PK16PR-L11	3275	PK16TT	4503	IK16TT	4701	IK16	5303
PFR5G13-E	PK16PR-L11	3275	PK16TT	4503	IK16TT	4701	IK16	5303
PFR5G-13E	PK16PR-L11	3275	PK16TT	4503	IK16TT	4701	IK16	5303
PFR5J-11	PK16PR-P11	3174	PK16TT	4503	IK16TT	4701	IK16	5303
PFR5K-11	PQ16R	3005	PQ16TT	4507	IQ16TT	4706	IQ16	5301
PFR5L-11	PK16PR-L11	3275	PK16TT	4503	IK16TT	4701	IK16	5303
PFR5L-13			PK16TT	4503	IK16TT	4701	IK16	5303
PFR5N-11	PK16PR11	3264	PK16TT	4503	IK16TT	4701	IK16	5303
PFR5P	PK16R8	3301	PK16TT	4503	IK16TT	4701	IK16	5303
PFR5P11	PK16PR-L11	3275	PK16TT	4503	IK16TT	4701	IK16	5303
PFR5R-11	PK16PR-L11	3275	PK16TT	4503	IK16TT	4701	IK16	5303
PFR6A	PQ20R8	3223	PQ20TT	4508	IQ20TT	4707	IQ20	5302
PFR6A-11	PQ20R	3117	PQ20TT	4508	IQ20TT	4707	IQ20	5302
PFR6B	PK20PR-P8	3245	PK20TT	4504	IK20TT	4702	IK20	5304
PFR6B-11	PK20PR11	3168	PK20TT	4504	IK20TT	4702	IK20	5304
PFR6B-11B	PK20R11	3128	PK20TT	4504	IK20TT	4702	IK20	5304
PFR6B-11C	PK20PR11	3168	PK20TT	4504	IK20TT	4702	IK20	5304

NGK	DENSO		PLATINUM TT		IRIDIUM TT		IR POWER / IR RACING	
	PART	STK	PART	STK	PART	STK	PART	STK
PFR6B-9	PK20PR-P8	3245	PK20TT	4504	IK20TT	4702	IK20	5304
PFR6B-D	PK20R8	3127	PK20TT	4504	IK20TT	4702	IK20	5304
PFR6C-11	PK20R11	3128	PK20TT	4504	IK20TT	4702	IK20	5304
PFR6E	PK20PR-P8	3245	PK20TT	4504	IK20TT	4702	IK20	5304
PFR6E-10	PK20PR11	3168	PK20TT	4504	IK20TT	4702	IK20	5304
PFR6G	PK20PR-P8	3245	PK20TT	4504	IK20TT	4702	IK20	5304
PFR6G-11	PK20PR11	3168	PK20TT	4504	IK20TT	4702	IK20	5304
PFR6G-11	PK20PR-L11	3142	PK20TT	4504	IK20TT	4702	IK20	5304
PFR6G11-E	PK20PR-L11	3142	PK20TT	4504	IK20TT	4702	IK20	5304
PFR6G-11E	PK20PR11	3168	PK20TT	4504	IK20TT	4702	IK20	5304
PFR6G-11E	PK20PR-L11	3142	PK20TT	4504	IK20TT	4702	IK20	5304
PFR6G-13	PK20PR-L13	3172	PK20TT	4504	IK20TT	4702	IK20	5304
PFR6G-13E	PK20PR-L13	3172	PK20TT	4504	IK20TT	4702	IK20	5304
PFR6G-9	PK20PR-P8	3245	PK20TT	4504	IK20TT	4702	IK20	5304
PFR6H-10	PK20PR11	3168	PK20TT	4504	IK20TT	4702	IK20	5304
PFR6J	PK20PR-P8	3245	PK20TT	4504	IK20TT	4702	IK20	5304
PFR6J-11	PK20PR-P11	3141	PK20TT	4504	IK20TT	4702	IK20	5304
PFR6J-13	PK20PR-L13	3172	PK20TT	4504	IK20TT	4702	IK20	5304
PFR6K-11	PQ20R	3117	PQ20TT	4508	IQ20TT	4707	IQ20	5302
PFR6L-11	PK20PR-L11	3142	PK20TT	4504	IK20TT	4702	IK20	5304
PFR6L-11	PKJ20CR-L11	3247	PK20TT	4504	IK20TT	4702	IK20	5304
PFR6L-13	PK20PR-L13	3172	PK20TT	4504	IK20TT	4702	IK20	5304
PFR6M	PK20PR-P8	3245	PK20TT	4504	IK20TT	4702	IK20	5304
PFR6N	PK20PR-P8	3245	PK20TT	4504	IK20TT	4702	IK20	5304
PFR6N-11	PK20PR-L11	3142	PK20TT	4504	IK20TT	4702	IK20	5304
PFR6N-11	PKJ20CR-L11	3247	PK20TT	4504	IK20TT	4702	IK20	5304
PFR6P	PK20R8	3127	PK20TT	4504	IK20TT	4702	IK20	5304
PFR6P11	PK16PR-L11	3275	PK20TT	4504	IK20TT	4702	IK20	5304
PFR6Q	PK20PR-P8	3245	PK20TT	4504	IK20TT	4702	IK20	5304
PFR6R-11	PK20PR-L11	3142	PK20TT	4504	IK20TT	4702	IK20	5304
PFR6T-10	PK20PR-L11	3142	PK20TT	4504	IK20TT	4702	IK20	5304
PFR6T-10G	PK20PR-L11	3142	PK20TT	4504	IK20TT	4702	IK20	5304
PFR6T-G	PK20PR-P8	3245	PK20TT	4504	IK20TT	4702	IK20	5304
PFR6U-11G	PK20PR-L11	3142	PK20TT	4504	IK20TT	4702	IK20	5304
PFR6V10D	VK20T	5501						
PFR6W-T	PK20TR11	3253	PK20TT	4504	IK20TT	4702	IK20	5304
PFR6W-T	SK20BR11	3471	PK20TT	4504	IK20TT	4702	IK20	5304
PFR6W-TG	PK20TR11	3253	PK20TT	4504	IK20TT	4702	IK20	5304
PFR6W-TG	SK20BR11	3471	PK20TT	4504	IK20TT	4702	IK20	5304
PFR6X11	PK20PR-L11	3142	PK20TT	4504	IK20TT	4702	IK20	5304
PFR7A-11						IQ22		5313
PFR7B	PK22PR8	3273				IK22		5310
PFR7B-11	PK22PR11	3265				IK22		5310
PFR7B-4D						IK22		5310
PFR7B-9	PK22PR8	3273				IK22		5310
PFR7B-D						IK22		5310
PFR7G	PK22PR8	3273				IK22		5310
PFR7G-11	PK22PR11	3265				IK22		5310
PFR7G-11	PK22PR-L11S	3284				IK22		5310
PFR7G-11S	PK22PR-L11S	3284				IK22G		5348
PFR7G-11S	PK22PR-L11S	3284				IK22		5310

NGK	DENSO		PLATINUM TT		IRIDIUM TT		IR POWER / IR RACING	
	PART	STK	PART	STK	PART	STK	PART	STK
PFR7G9	PK22PR8	3273					IK22	5310
PFR7H-10	PK22PR11	3265					IK22	5310
PFR7M	PK22PR8	3273					IK22	5310
PFR7N-D	PK22PR8	3273					IK22	5310
PFR7Q	PK22PR8	3273					IK22	5310
PFR7S8EG	PK20PR-P8	3245	PK20TT	4504	IK20TT	4702	IK20	5304
PFR8B	K24PR-U11	3308					IK24	5311
PFR8S8EG							IK24	5311
PGR5A	P16PR8	3270	PW16TT	4501	IW16TT	4708	IW16	5305
PGR5A-11	P16PR11	3114	PW16TT	4501	IW16TT	4708	IW16	5305
PGR5C-11	P16PR11	3114	PW16TT	4501	IW16TT	4708	IW16	5305
PGR6A	P20R8	3229	PW20TT	4502	IW20TT	4709	IW20	5306
PGR6A-11	P20PR11	3115	PW20TT	4502	IW20TT	4709	IW20	5306
PGR6A-D	P20R8	3229	PW20TT	4502	IW20TT	4709	IW20	5306
PGR6B	P20PR11	3115	PW20TT	4502	IW20TT	4709	IW20	5306
PGR6B	P20PR-S11	3116	PW20TT	4502	IW20TT	4709	IW20	5306
PGR6B	P20R11	3238	PW20TT	4502	IW20TT	4709	IW20	5306
PGR7A	P22PR8	3302					IW22	5307
PJR7A	X22EPR-U9	4086					IX22B	5375
PJR8A	X24EPR-U9	4096					IX24B	5376
PKR7A	XU22EPR-U	3179					IXU22	5308
PKUR6EKPA			PK20TT	4504	IK20TT	4702	IK20	5304
PLFR4A-11	SK16HR11	3417	PKH16TT	4505	IKH16TT	4703	IKH16	5343
PLFR5A	SK16HR11	3417	PKH16TT	4505	IKH16TT	4703	IKH16	5343
PLFR5A-11	SK16HR11	3417	PKH16TT	4505	IKH16TT	4703	IKH16	5343
PLFR5A-11D	SK16HR11	3417	PKH16TT	4505	IKH16TT	4703	IKH16	5343
PLFR6A-11	SK20HR11	3421	PKH20TT	4506	IKH20TT	4704	IKH20	5344
PLFR6A-9	SK20HR11	3421	PKH20TT	4506	IKH20TT	4704	IKH20	5344
PLFR6C-10G	SK20HR11	3421	PKH20TT	4506	IKH20TT	4704	IKH20	5344
PLKR7A	SXU22HDR8	3441					IXUH22	5353
PLKR7B8E	SXU22HDR8	3441					IXUH22	5353
PLTR6A-10G					ITV20TT	4719	ITV20	5339
PLZFR5B-13EG			PKH16TT	4505	IKH16TT	4703	IKH16	5343
PLZFR5B-13G			PKH16TT	4505	IKH16TT	4703	IKH16	5343
PLZFR6A-11S	SK20HPR-L11	3433	PKH20TT	4506	IKH20TT	4704	IKH20	5344
PLZKAR6A-11	SC20HR11	3444			IXEH20TT	4711		
PLZTR4A-13					ITL16TT	4717	ITL16	5349
PLZTR5A-13					ITL16TT	4717	ITL16	5349
PMR7A							IU22	5361
PMR8A							IU24	5362
PMR8B							IU24	5362
PMR8C-H	IU24	5362					IU24	5362
PMR9B							IU27	5363
PTR4B-15	PT16EPR-L13	5070	PT16TT	4511	IT16TT	4713	IT16	5325
PTR4G-15	PT16EPR-L13	5070	PT16TT	4511	IT16TT	4713	IT16	5325
PTR5A-10			PTV16TT	4513	ITV16TT	4718	ITV16	5338
PTR5A-13	PT16VR13	5068	PTV16TT	4513	ITV16TT	4718	ITV16	5338
PTR5C-13	PT16EPR-L13	5070	PT16TT	4511	IT16TT	4713	IT16	5325
PTR5C-15					IT16TT	4713	IT16	5325
PTR5D-10	PT16EPR10	5091	PT16TT	4511	IT16TT	4713	IT16	5325
PTR5D-13	PT16EPR-L13	5070	PT16TT	4511	IT16TT	4713	IT16	5325

NGK	DENSO		PLATINUM TT		IRIDIUM TT		IR POWER / IR RACING	
	PART	STK	PART	STK	PART	STK	PART	STK
PTR5F-11	PT16EPR-L13	5070	PT16TT	4511	IT16TT	4713	IT16	5325
PTR5F-11	PT16EPR10	5091	PT16TT	4511	IT16TT	4713	IT16	5325
PTR6D-13			PT20TT	4512	IT20TT	4714	IT20	5326
PTR6D-13G			PT20TT	4512	IT20TT	4714	IT20	5326
PTR6E-13			PT20TT	4512	IT20TT	4714	IT20	5326
PTR6F-13			PT20TT	4512	IT20TT	4714	IT20	5326
PZFR5D-11	K16GPR-U11	3135						
PZFR5E-11	PKJ16CR-L11	3246	PK16TT	4503	IK16TT	4701	IK16L	5357
PZFR5F	PKJ16CR8	3175	PK16TT	4503	IK16TT	4701	IK16L	5357
PZFR5F-11	PKJ16CR-L11	3246	PK16TT	4503	IK16TT	4701	IK16L	5357
PZFR5F-13	PKJ16CR-L11	3246	PK16TT	4503	IK16TT	4701	IK16L	5357
PZFR5J-11	PKJ16CR-L11	3246	PK16TT	4503	IK16TT	4701	IK16L	5357
PZFR5Q-11	K16GPR-U11	3135						
PZFR6E-11	PKJ20CR-L11	3247	PK20TT	4504	IK20TT	4702	IK20L	5358
PZFR6F	PKJ20CR8	3173	PK20TT	4504	IK20TT	4702	IK20L	5358
PZFR6F-11	PKJ20CR-L11	3247	PK20TT	4504	IK20TT	4702	IK20L	5358
PZFR6F-8	PKJ20CR8	3173	PK20TT	4504	IK20TT	4702	IK20	5304
PZFR6H	PKJ20CR8	3173	PK20TT	4504	IK20TT	4702	IK20L	5358
PZFR6J-11	PK20GR8	3326						
PZFR6R	SKJ20CR-A8	3371	PK20TT	4504	IK20TT	4702	IK20	5304
PZFR7G-G							IK22	5310
PZTR5A-15	PTJ16R15	5077			IT16TT	4713	IT16	5325
R0045G-10							RU01-31	5739
R0045G-11							RU01-34	5740
R0045G-9							RU01-27	5738
R0045J-10							RU01-31	5739
R0045J-11							RU01-34	5740
R0045J-9							RU01-27	5738
R0045Q-10							RU01-31	5739
R0045Q-11							RU01-34	5740
R016-10	IU31	5364					IU01-31	5736
R016-11							IU01-34	5737
R0161-10							IUF31A	5386
R0161-9							IUF27A	5385
R016-8	IU24	5362					IU01-24	5734
R016-9	IU27	5363					IU01-27	5735
R017-10	U31ESR-N	4187					IU31A	5367
R017-11							IU01-34	5737
R017-8	U24ESR-N	4126					IU24A	5365
R017-9	U27ESR-N	4131					IU27	5363
R0256B-10	IU31	5364					IU01-31	5736
R0256B-11							IU01-34	5737
R0256R-10	IU31	5364					IU01-31	5736
R0310B-10							RU01-31	5739
R0373A-10	IU31	5364					IU01-31	5736
R0373A-11							IU01-34	5737
R0373A-8							IU01-24	5734
R0373A-9	IU27	5363					IU01-27	5735
R0375A-10	IU31	5364					IU01-31	5736
R0379A-10	IU31	5364					IU01-31	5736
R0379A-10	IU01-31	5736					IU01-31	5736

NGK	DENSO		PLATINUM TT		IRIDIUM TT		IR POWER / IR RACING	
	PART	STK	PART	STK	PART	STK	PART	STK
R0406A-8							IU01-24	5734
R0406A-9							IU01-27	5735
R0409B-10							IU01-31	5736
R0409B-10	IU01-31	5736					IU01-31	5736
R0409B-8							IU01-24	5734
R0409B-8	IU01-24	5734					IU01-24	5734
R0409B-9	IU01-27	5735					IU01-27	5735
R216-10							IXU01-31	5732
R216-11							IXU01-34	5733
R216-9	IXU27	5337					IXU01-27	5731
R217-10							IXU01-31	5732
R217-11							IXU01-34	5733
R217-9	X27ESR-U	4116					IX27	5373
R218-9	X27EPR-U9	4111					IX27B	5377
R2525-10							IXU01-31	5732
R2525-11							IXU01-34	5733
R2525-9	IXU27	5337					IXU01-27	5731
R4118S-10	IW31	5319					IW01-31	5716
R4118S-105	IW31	5319					IW01-32	5717
R4118S-11	IW34	5320					IW01-34	5718
R4118S-7							IW22	5307
R4118S-8	IW24	5316					IW01-24	5713
R4118S-9	IW27	5317					IW01-27	5714
R4118S-95	IW29	5318					IW01-29	5715
R4304A-10	IW31	5319					IW01-31	5716
R4304-A10	IW31	5319					IW31	5319
R4304A-7	W22EPR-U	3088					IW22	5307
R4304-A7	IW22	5307					IW22	5307
R4304A-8	IW24	5316					IW01-24	5713
R4304-A8	IW24	5316					IW24	5316
R4304A-9	IW27	5317					IW01-27	5714
R4304-A9	IW27	5317					IW27	5317
R4339-10	W31ES-U	4062					IW31	5319
R4339-8	W24ES-U	4030					IW24	5316
R4339-9	W27ES-U	4046					IW27	5317
R4452D-10	W32EPT	6904					IW31	5319
R4452D-105	W32EPT	6904					IW31	5319
R4452D-11	IW34	5320					IW01-34	5718
R4452D-9	IW27	5317					IW01-27	5714
R4468A-105							IRE01-32	5721
R4468A-11							IRE01-34	5722
R4630A-10	IW31	5319					IW01-31	5716
R4630A-105	IW31	5319					IW01-32	5717
R4630A-11	IW34	5320					IW01-34	5718
R4630A-8	IW24	5316					IW01-24	5713
R4630A-9	IW27	5317					IW01-27	5714
R4630A-95	IW29	5318					IW01-29	5715
R4652-10	IW31	5319					IW01-31	5716
R4652-8	IW24	5316					IW01-24	5713
R4652-9	IW27	5317					IW01-27	5714
R5184-10	IWM31	5393					IWM01-31	5727

NGK	DENSO		PLATINUM TT		IRIDIUM TT		IR POWER / IR RACING	
	PART	STK	PART	STK	PART	STK	PART	STK
R5184-105	IWM31	5393					IWM01-32	5728
R5184-11							IWM01-34	5729
R5184-95							IWM01-29	5726
R5400(F)-10	IQ31	5323					IQ31	5323
R5400(F)-7	IQ22	5313					IQ22	5313
R5400(F)-8	IQ24	5314					IQ24	5314
R5400(F)-9	IQ27	5315					IQ27	5315
R5400-10	IQ31	5323					IQ01-31	5709
R5400-7	Q22PR-U	3010					IQ22	5313
R5400-8	IQ24	5314					IQ01-24	5707
R5400-9	IQ27	5315					IQ01-27	5708
R5525-7	W22FS-U	4025					IWF22	5379
R5525-8	W24FS-U	4038					IWF24	5380
R5525-9	W27FS-U	4052					IWF27	5381
R5530-9							IWF27	5381
R5670-5	W16P-U	3036						
R5670-6	W20P-U	5045						
R5670-7	W22S-U	4027						
R5670-8	W24S-U	4040						
R5670-9	W27S-U	4055						
R5671A-10	IK31	5321					IK01-31	5703
R5671A-11	IK34	5322					IK01-34	5742
R5671A-7	IK22	5310					IK22	5310
R5671A-8	IK24	5311					IK01-24	5701
R5671A-9	IK27	5312					IK01-27	5702
R5672-8	IW24	5316					IW01-24	5713
R5672-9	IW27	5317					IW01-27	5714
R5672A-10	IK31	5321					IK01-31	5703
R5672A-8	IK24	5311					IK01-24	5701
R5672A-9	IK27	5312					IK01-27	5702
R5673-6	T20R-U	5038	PTF20TT	4510	ITF20TT	4716	ITF20	5331
R5673-7							ITF22	5332
R5673-8							ITF24	5333
R5673-9							ITF27	5334
R5674-6	PTF20TT	4510	PTF20TT	4510	ITF20TT	4716	ITF20	5331
R5674-7							ITF22	5332
R5674-8							ITF24	5333
R5674-9							ITF27	5334
R5686-10	IQ31	5323					IQ01-31	5709
R5686-11	IQ34	5324					IQ01-34	5743
R5686-8	IQ24	5314					IQ01-24	5707
R5686-9	IQ27	5315					IQ01-27	5708
R5687-10							IQ02-31	5712
R5687-8							IQ02-24	5710
R5687-9							IQ02-27	5711
R5724-8							IT24	5328
R5724-9							IT27	5329
R5796-10	IQ31	5323					IQ01-31	5709
R5796-8	IQ24	5314					IQ01-24	5707
R5796-9	IQ27	5315					IQ01-27	5708
R5830-10	IQ31	5323					IQ01-31	5709

NGK	DENSO		PLATINUM TT		IRIDIUM TT		IR POWER / IR RACING	
	PART	STK	PART	STK	PART	STK	PART	STK
R5830-11	IQ34	5324					IQ01-34	5743
R5830-8	IQ24	5314					IQ01-24	5707
R5830-9	IQ27	5315					IQ01-27	5708
R6021E-10	W31ES-U	4062					IW31	5319
R6021E-105	IW31	5319					IW01-32	5717
R6021E-11	IW34	5320					IW01-34	5718
R6021E-7							IW22	5307
R6021E-8	W24ES-U	4030					IW24	5316
R6021E-9	W27ES-U	4046					IW27	5317
R6021E-95	IW29	5318					IW01-29	5715
R6061-10							IW06-31	5745
R6061-11							IW06-34	5746
R6061-9							IW06-27	5744
R6120-105							IAE01-32	5747
R6120-11							IAE01-34	5748
R6120A-10							IA01-31	5723
R6120A-10.5	IA01-32	5724					IA01-32	5724
R6120A-105							IA01-32	5724
R6120A-11							IA01-34	5725
R6120C-105							IAE01-32	5747
R6120C-11							IAE01-34	5748
R6120M-10							IA01-31	5723
R6120M-105							IAE01-32	5747
R6120M-11							IAE01-34	5748
R6179A-105P	IWM31	5393					IWM01-32	5728
R6179A-10P	IWM31	5393					IWM01-31	5727
R6179A-11P							IWM01-34	5729
R6198C-9	IW27	5317					IW01-27	5714
R6205-10	IK31	5321					IK01-31	5703
R6205-10	IK31	5321					IK02-31	5706
R6206-10							IK02-31	5706
R6206-9							IK02-27	5705
R6241-10	IK31	5321					IK01-31	5703
R6241-10	IK31	5321					IK02-31	5706
R6241-8	IK24	5311					IK01-24	5701
R6241-9	IK27	5312					IK01-27	5702
R6242-10							IK02-31	5706
R6242-8							IK02-24	5704
R6242-9							IK02-27	5705
R6252E-10	IW31	5319					IW01-31	5716
R6252E-105	IW31	5319					IW01-32	5717
R6252E-9	IW27	5317					IW01-27	5714
R6252E-95	IW29	5318					IW01-29	5715
R6252K-105	IW31	5319					IW01-32	5717
R6254E-105	IW31	5319					IW01-32	5717
R6254E-8	IW24	5316					IW01-24	5713
R6254E-9	IW27	5317					IW01-27	5714
R6254K-105	IW31	5319					IW01-32	5717
R6255(F)-10	IK31	5321					IK31	5321
R6255(F)-7	IK22	5310					IK22	5310
R6255(F)-8	IK24	5311					IK24	5311

NGK	DENSO		PLATINUM TT		IRIDIUM TT		IR POWER / IR RACING	
	PART	STK	PART	STK	PART	STK	PART	STK
R6255(F)-9	IK27	5312					IK27	5312
R6255-10	IK31	5321					IK01-31	5703
R6255-10	IK31	5321					IK02-31	5706
R6255-7	K22PR-U	3165					IK22	5310
R6255-8	K24PR-U11	3308					IK24	5311
R6255-9	IK27	5312					IK01-27	5702
R6326-10	IK31	5321					IK01-31	5703
R6326-7	K22PR-U	3165					IK22	5310
R6326-8	K24PR-U11	3308					IK24	5311
R6326-9	IK27	5312					IK01-27	5702
R6337-10	IQ31	5323					IQ01-31	5709
R6337-7	Q22PR-U	3010					IQ22	5313
R6337-8	IQ24	5314					IQ01-24	5707
R6337-8	IQ24	5314					IQ02-24	5710
R6337-9	IQ27	5315					IQ01-27	5708
R6385-105P	IW31	5319					IW01-32	5717
R6385-10P	IW31	5319					IW01-31	5716
R6385-11P	IW34	5320					IW01-34	5718
R6385-8P	IW24	5316					IW01-24	5713
R6385-9P	IW27	5317					IW01-27	5714
R6385A-105P	IW01-32	5717					IW01-32	5717
R6427-10	IK31	5321					IK01-31	5703
R6427-10	IK31	5321					IK02-31	5706
R6427-7	K22PR-U	3165					IK22	5310
R6427-8	K24PR-U11	3308					IK24	5311
R6427-9	IK27	5312					IK01-27	5702
R6427-9	IK27	5312					IK02-27	5705
R6725-10							IRE01-31	5720
R6725-105							IRE01-32	5721
R6725-11							IRE01-34	5722
R6725-115							IRE01-35	5741
R6725-9							IRE01-27	5719
R6809-9	IK27	5312					IK01-27	5702
R6850-8	IW24	5316					IW01-24	5713
R6850-9	IW27	5317					IW01-27	5714
R6918 B-8	IW01-24	5713					IW01-24	5713
R6918 B-9	IW01-27	5714					IW01-27	5714
R6918 B-9	IW06-27	5744					IW06-27	5744
R6918B-10	IW31	5319					IW01-31	5716
R6918B-11	IW34	5320					IW01-34	5718
R6918B-7	IW24	5316					IW01-24	5713
R6918B-8	IW24	5316					IW01-24	5713
R6918B-9	IW27	5317					IW01-27	5714
R6918C-9	IW27	5317					IW01-27	5714
R7112-10	IK31	5321					IK01-31	5703
R7112-11	IK34	5322					IK01-34	5742
R7112-7	K22PR-U	3165					IK22	5310
R7112-8	K24PR-U11	3308					IK24	5311
R7112-9	IK27	5312					IK01-27	5702
R7113-10	IK31	5321					IK01-31	5703
R7113-7	K22PR-U	3165					IK22	5310

NGK	DENSO		PLATINUM TT		IRIDIUM TT		IR POWER / IR RACING	
	PART	STK	PART	STK	PART	STK	PART	STK
R7113-8	K24PR-U11	3308					IK24	5311
R7113-9	IK27	5312					IK01-27	5702
R7114-10	IK31	5321					IK01-31	5703
R7114-8	IK24	5311					IK01-24	5701
R7114-9	IK27	5312					IK01-27	5702
R7115-10	IK31	5321					IK01-31	5703
R7115-8	IK24	5311					IK01-24	5701
R7115-9	IK27	5312					IK01-27	5702
R7116-10	IK31	5321					IK01-31	5703
R7116-8	IK24	5311					IK01-24	5701
R7116-9	IK27	5312					IK01-27	5702
R7117-10	IK31	5321					IK01-31	5703
R7117-11	IK34	5322					IK01-34	5742
R7117-8	IK24	5311					IK01-24	5701
R7117-9	IK27	5312					IK01-27	5702
R7118-10							IK02-31	5706
R7118-8							IK02-24	5704
R7118-9							IK02-27	5705
R7119-10							IK02-31	5706
R7119-8							IK02-24	5704
R7119-9							IK02-27	5705
R7232-10	IQ31	5323					IQ01-31	5709
R7232-11	IQ34	5324					IQ01-34	5743
R7232-7	Q22PR-U	3010					IQ22	5313
R7232-8	IQ24	5314					IQ01-24	5707
R7232-9	IQ27	5315					IQ01-27	5708
R7233-10	IQ31	5323					IQ01-31	5709
R7233-7	Q22PR-U	3010					IQ22	5313
R7233-8	IQ24	5314					IQ01-24	5707
R7233-9	IQ27	5315					IQ01-27	5708
R7234-10	IQ31	5323					IQ01-31	5709
R7234-11	IQ34	5324					IQ01-34	5743
R7234-8	IQ24	5314					IQ01-24	5707
R7234-9	IQ27	5315					IQ01-27	5708
R7235-10	IQ31	5323					IQ01-31	5709
R7235-8	IQ24	5314					IQ01-24	5707
R7235-9	IQ27	5315					IQ01-27	5708
R7236-10	IQ31	5323					IQ01-31	5709
R7236-11	IQ34	5324					IQ01-34	5743
R7236-8	IQ24	5314					IQ01-24	5707
R7236-9	IQ27	5315					IQ01-27	5708
R7237-10	IQ31	5323					IQ01-31	5709
R7237-8	IQ24	5314					IQ01-24	5707
R7237-9	IQ27	5315					IQ01-27	5708
R7238-10							IQ02-31	5712
R7238-8							IQ02-24	5710
R7238-9							IQ02-27	5711
R7239-10							IQ02-31	5712
R7239-8							IQ02-24	5710
R7239-9							IQ02-27	5711
R7282-10							IAE01-32	5747

NGK	DENSO		PLATINUM TT		IRIDIUM TT		IR POWER / IR RACING	
	PART	STK	PART	STK	PART	STK	PART	STK
R7282-105							IAE01-32	5747
R7282-11							IAE01-34	5748
R7282A-10							IA01-31	5723
R7282A-105							IA01-32	5724
R7282A-11							IA01-34	5725
R7282C-105							IAE01-32	5747
R7282C-11							IAE01-34	5748
R7282M-105							IAE01-32	5747
R7282M-11							IAE01-34	5748
R7345-9	IKH27	5347					IKH27	5347
R7376-10	IW31	5319					IW01-31	5716
R7376-8	IW24	5316					IW01-24	5713
R7376-9	IW27	5317					IW01-27	5714
R7420-10							IRE01-31	5720
R7420-105							IRE01-32	5721
R7420-11							IRE01-34	5722
R7420-9							IRE01-27	5719
R7433-10	IK31	5321					IK31	5321
R7433-8	IK24	5311					IK01-24	5701
R7433-8	IK24	5311					IK24	5311
R7433-9	IK27	5312					IK27	5312
R7434-10	IK31	5321					IK01-31	5703
R7434-10	IK01-31	5703					IK01-31	5703
R7434-8	IK24	5311					IK01-24	5701
R7434-8	IK01-24	5701					IK01-24	5701
R7434-9	IK27	5312					IK01-27	5702
R7434-9	IK01-27	5702					IK01-27	5702
R7435-10	W27ES-U	4046					IW27	5317
R7435-8	IQ24	5314					IQ24	5314
R7435-9	IW27	5317					IW01-27	5714
R7436-10	IQ01-31	5709					IQ01-31	5709
R7436-8	IQ01-24	5707					IQ01-24	5707
R7436-9	IQ01-27	5708					IQ01-27	5708
R7437-8	IKH24	5346					IKH24	5346
R7437-9	IKH27	5347					IKH27	5347
R7438-10	IKH01-31	5751					IKH01-31	5751
R7438-8	IKH01-24	5749					IKH01-24	5749
R7438-9	IKH01-27	5750					IKH01-27	5750
R7440A-10L							IRL01-31	5755
R7440A-10L	IRL01-31	5755					IRL01-31	5755
R7440A-9L							IRL01-27	5754
R7440A-9L	IRL01-27	5754					IRL01-27	5754
R7440B-10T							IRT01-31	5752
R7440B-10T	IRT01-31	5752					IRT01-31	5752
R7440B-11T							IRT01-34	5753
R7440B-11T	IRT01-34	5753					IRT01-34	5753
RE6C-L							IRL01-27	5754
RE7AL							IRL01-27	5754
RE7CL							IRL01-27	5754
RE7C-L							IRL01-27	5754
RE9B-T							IRT01-31	5752

NGK	DENSO		PLATINUM TT		IRIDIUM TT		IR POWER / IR RACING	
	PART	STK	PART	STK	PART	STK	PART	STK
SD10	S29A	3106					IRE01-31	5720
SD10A	S29A	3106					IRE01-31	5720
SD11A	S31A	3111					IRE01-31	5720
SD9							IRE01-27	5719
SIFR6A11	SK20R-P11	3335	PK20TT	4504	IK20TT	4702	IK20	5304
SIKR9A7							IXU27	5337
SILFR6A	SK20HPR-L11	3433	PKH20TT	4506	IKH20TT	4704	IKH20	5344
SILFR6A11	SK20HPR-L11	3433	PKH20TT	4506	IKH20TT	4704	IKH20	5344
SILFR6C11	SK20HPR-L11	3433	PKH20TT	4506	IKH20TT	4704	IKH20	5344
SILKAR7E8S	DXE22HCR11S	3500			IXEH22TT	4712		
SILTR6A-7G					ITV20TT	4719	ITV20	5339
SILZKAR7B11	FXE22HR11	3442			IXEH22TT	4712		
SILZKAR7E8S	DXE22HCR11S	3500			IXEH22TT	4712		
SILZKR6B-10E	ZXU20HCR8	3479						
SILZKR7B11	SXU22HCR11S	3461					IXUH22I	5356
SILZKR7C-11S	SXU22HCR11S	3461					IXUH22I	5356
SIMR8A9							IU24	5362
SR5	T20NR-U11	5048	PT20TT	4512	IT20TT	4714	IT20	5326
SR5VX	T16NR-U11	5047	PT20TT	4512	IT20TT	4714	IT20	5326
TR4	T16EPR-U	5022	PT16TT	4511	IT16TT	4713	IT16	5325
TR4-2	T16EPR-U	5022	PT16TT	4511	IT16TT	4713	IT16	5325
TR45-1GP	PT16TT	4511	PT16TT	4511	IT16TT	4713	IT16	5325
TR4GP	PT16TT	4511	PT16TT	4511	IT16TT	4713	IT16	5325
TR4IX	IT16TT	4713	PT16TT	4511	IT16TT	4713	IT16	5325
TR4VX	PT16TT	4511	PT16TT	4511	IT16TT	4713	IT16	5325
TR5	T20EPR-U	5032	PT20TT	4512	IT20TT	4714	IT20	5326
TR5-1	T20EPR-U	5032	PT20TT	4512	IT20TT	4714	IT20	5326
TR5-1GP	PT16TT	4511	PT16TT	4511	IT16TT	4713	IT16	5325
TR5-1IX	IT20TT	4714	PT20TT	4512	IT20TT	4714	IT20	5326
TR5-1VX			PT20TT	4512	IT20TT	4714	IT20	5326
TR55	T20EPR-U15	5033	PT20TT	4512	IT20TT	4714	IT20	5326
TR55-1	T20EPR-U	5032	PT20TT	4512	IT20TT	4714	IT20	5326
TR55-1GP	PT20TT	4512	PT20TT	4512	IT20TT	4714	IT20	5326
TR55-1IX	IT20TT	4714	PT20TT	4512	IT20TT	4714	IT20	5326
TR55-1VX			PT20TT	4512	IT20TT	4714	IT20	5326
TR55GP	PT16TT	4511	PT16TT	4511	IT16TT	4713	IT16	5325
TR55IX	IT20TT	4714	PT20TT	4512	IT20TT	4714	IT20	5326
TR55VX			PT16TT	4511	IT20TT	4714	IT20	5326
TR5A-10	PT16VR13	5068	PTV16TT	4513	ITV16TT	4718	ITV16	5338
TR5A-13	PT16VR13	5068	PTV16TT	4513	ITV16TT	4718	ITV16	5338
TR5B-13	PT16VR13	5068	PTV16TT	4513	ITV16TT	4718	ITV16	5338
TR5BP12	PT16EPR10	5091	PTV16TT	4513	ITV16TT	4718	ITV16	5338
TR5BP12	PT16EPR10	5091	PT16TT	4511	IT16TT	4713	IT16	5325
TR5C-12	PT16EPR10	5091	PT16TT	4511	IT16TT	4713	IT16	5325
TR5GP	PT16TT	4511	PT16TT	4511	IT16TT	4713	IT16	5325
TR5IX	IT16TT	4713	PT16TT	4511	IT16TT	4713	IT16	5325
TR5VX			PT16TT	4511	IT20TT	4714	IT20	5326
TR6	T20EPR-U	5032	PT20TT	4512	IT20TT	4714	IT20	5326
TR6AP13	PT16EPR-L13	5070	PT20TT	4512	IT20TT	4714	IT20	5326
TR6AP13E	PT16EPR-L13	5070	PT20TT	4512	IT20TT	4714	IT20	5326
TR6B-10					ITV20TT	4719	ITV20	5339

NGK	DENSO		PLATINUM TT		IRIDIUM TT		IR POWER / IR RACING	
	PART	STK	PART	STK	PART	STK	PART	STK
TR6B-13					ITV20TT	4719	ITV20	5339
TR6GP	PT20TT	4512	PT20TT	4512	IT20TT	4714	IT20	5326
TR6IX	IT20TT	4714	PT20TT	4512	IT20TT	4714	IT20	5326
TR7IX	IT22	5327					IT22	5327
TR8IX	IT24	5328					IT24	5328
UR4	T16PR-U	5025	PTF16TT	4509	ITF16TT	4715	ITF16	5330
UR40	T16PR-U15	5027	PTF16TT	4509	ITF16TT	4715	ITF16	5330
UR45	T16PR-U15	5027	PTF16TT	4509	ITF16TT	4715	ITF16	5330
UR45GP	T14PR-U15	5021	PTF16TT	4509	ITF16TT	4715	ITF16	5330
UR45IX	ITF16TT	4715	PTF16TT	4509	ITF16TT	4715	ITF16	5330
UR45VX			PTF16TT	4509	ITF16TT	4715	ITF16	5330
UR4GP	T14PR-U	5020	PTF16TT	4509	ITF16TT	4715	ITF16	5330
UR4IX	ITF16TT	4715	PTF16TT	4509	ITF16TT	4715	ITF16	5330
UR4VX			PTF16TT	4509	ITF16TT	4715	ITF16	5330
UR5	T20PR-U	5035	PTF20TT	4510	ITF20TT	4716	ITF20	5331
UR55	T20PR-U15	5037	PTF20TT	4510	ITF20TT	4716	ITF20	5331
UR55IX	ITF20TT	4716	PTF20TT	4510	ITF20TT	4716	ITF20	5331
UR55VX			PTF16TT	4509	ITF16TT	4715	ITF16	5330
UR5GP	PTF16TT	4509	PTF16TT	4509	ITF16TT	4715	ITF16	5330
UR5IX	ITF16TT	4715	PTF20TT	4510	ITF16TT	4715	ITF20	5331
UR5VX			PTF20TT	4510	ITF16TT	4715	ITF16	5330
UR6	T20P-U	5034	PTF20TT	4510	ITF20TT	4716	ITF20	5331
UR6GP	PTF20TT	4510	PTF20TT	4510	ITF20TT	4716	ITF20	5331
UR6IX	ITF20TT	4716	PTF20TT	4510	ITF20TT	4716	ITF20	5331
UR6VX			PTF20TT	4510	ITF20TT	4716	ITF20	5331
W20EPR-U11	W20EPR-U11	3049	PW20TT	4502	IW20TT	4709	IW20	5306
WR4-1	MA9PR-U	5006						
WR5	MA20PR-U	5013						
WR5GP	MA16PR-U	5008						
WR5IX	MA16PR-U	5008						
WR5VX	MA16PR-U	5008						
XR4	W16PR-U	3037						
XR40	W16PR-U	3037						
XR45	W16PR-U	3037						
XR45IX	W14PR-U	6021						
XR45VX	W14PR-U	6021						
XR4IX	W14PR-U	6021						
XR5	W20PR-U	5046						
XR5IX	W16P-U	3036						
YR5	T20R-U	5038	PTF20TT	4510	ITF20TT	4716	ITF20	5331
YR55	T20R-U	5038	PTF20TT	4510	ITF20TT	4716	ITF20	5331
YR55IX	ITF20TT	4716	PTF20TT	4510	ITF20TT	4716	ITF20	5331
YR55VX			PTF20TT	4510	ITF20TT	4716	ITF16	5330
YR5GP	PTF16TT	4509	PTF16TT	4509	ITF16TT	4715	ITF16	5330
YR5IX	ITF16TT	4715	PTF16TT	4509	ITF16TT	4715	ITF20	5331
YR5VX			PTF16TT	4509	ITF16TT	4715	ITF16	5330
ZF5F-11	KJ16CR11	3131	PK16TT	4503	IK16TT	4701	IK16L	5357
ZF6A-11	QJ20CR11	3112	PQ20TT	4508	IQ20TT	4707	IQ20	5302
ZF6F-11	KJ20CR11	3133	PK20TT	4504	IK20TT	4702	IK20L	5358
ZFR4E-11	K16GPR-U11	3135						
ZFR4F-11	KJ14CR11	3237	PK16TT	4503	IK16TT	4701	IK16	5303

NGK	DENSO		PLATINUM TT		IRIDIUM TT		IR POWER / IR RACING	
	PART	STK	PART	STK	PART	STK	PART	STK
ZFR4F-11	KJ14CR-L11	3167	PK16TT	4503	IK16TT	4701	IK16	5303
ZFR5A-11	QJ16CR11	3295	PQ16TT	4507	IQ16TT	4706	IQ16	5301
ZFR5AP	PKJ16CR8	3175	PK16TT	4503	IK16TT	4701	IK16	5303
ZFR5C11G	KJ16CR-L11	3132	PK16TT	4503	IK16TT	4701	IK16L	5357
ZFR5D-11	K16GPR-U11	3135						
ZFR5E-11	K16GPR-U11	3135						
ZFR5EGP	K16GPR-U11	3135						
ZFR5F	KJ16CR11	3131	PK16TT	4503	IK16TT	4701	IK16L	5357
ZFR5F-11	KJ16CR11	3131	PK16TT	4503	IK16TT	4701	IK16L	5357
ZFR5F-11	KJ16CR-L11	3132	PK16TT	4503	IK16TT	4701	IK16	5303
ZFR5FGP	PK16TT	4503	PK16TT	4503	IK16TT	4701	IK16	5303
ZFR5FIX-11	IK16TT	4701	PK16TT	4503	IK16TT	4701	IK16	5303
ZFR5FIX-11P	IK16TT	4701	PK16TT	4503	IK16TT	4701	IK16	5303
ZFR5FVX-11	K16PR-U11	3130	PK16TT	4503	IK16TT	4701	IK16	5303
ZFR5J-11	KJ16CR-L11	3132	PK16TT	4503	IK16TT	4701	IK16L	5357
ZFR5J-11	KJ16CR-L11	3132	PK16TT	4503	IK16TT	4701	IK16	5303
ZFR5LP-13G	QJ16HR-U	5018	PQ16TT	4507	IQ16TT	4706	IQ16	5301
ZFR5N	QJ16HR-U	5018	PK16TT	4503	IK16TT	4701	IK16	5303
ZFR5N11	KJ16CR-L11	3132	PK16TT	4503	IK16TT	4701	IK16	5303
ZFR5P-G	KJ16CR-L11	3132	PK16TT	4503	IK16TT	4701	IK16	5303
ZFR6A-11	QJ20CR11	3112	PQ20TT	4508	IQ20TT	4707	IQ20	5302
ZFR6AGP	PK20TT	4504	PK20TT	4504	IK20TT	4702	IK20	5304
ZFR6E11	KJ20CR-L11	3169	PK20TT	4504	IK20TT	4702	IK20	5304
ZFR6F	KJ20CR-L11	3169	PK20TT	4504	IK20TT	4702	IK20L	5358
ZFR6F-11	KJ20CR-L11	3133	PK20TT	4504	IK20TT	4702	IK20L	5358
ZFR6F-11G	KJ20CR-L11	3169	PK20TT	4504	IK20TT	4702	IK20L	5358
ZFR6FGP	PK20TT	4504	PK20TT	4504	IK20TT	4702	IK20	5304
ZFR6FIX-11	IK20TT	4702	PK20TT	4504	IK20TT	4702	IK20	5304
ZFR6FIX11P	IK20TT	4702	PK20TT	4504	IK20TT	4702	IK20	5304
ZFR6FVX-11	K20PR-U11	3121	PK20TT	4504	IK20TT	4702	IK20	5304
ZFR6J	KJ20CR-L11	3169	PK20TT	4504	IK20TT	4702	IK20L	5358
ZFR6J-11	KJ20CR-L11	3169	PK20TT	4504	IK20TT	4702	IK20L	5358
ZFR6J-11	KJ20CR-L11	3169	PK20TT	4504	IK20TT	4702	IK20	5304
ZFR6K-11	KJ20DR-M11	3374	PK20TT	4504	IK20TT	4702	IK20L	5358
ZFR6K-11	KJ20DR-M11	3374	PK20TT	4504	IK20TT	4702	IK20	5304
ZFR6K11S			PK20TT	4504	IK20TT	4702	IK20G	5352
ZFR6K-13			PK20TT	4504	IK20TT	4702	IK20	5304
ZFR6KIX11PS	IK20TT	4702	PK20TT	4504	IK20TT	4702	IK20G	5352
ZFR6S-Q	K20PBR-S10	5061	PK20TT	4504	IK20TT	4702	IK20	5304
ZFR6T11G	KJ20DR-M11	3374	PK20TT	4504	IK20TT	4702	IK20L	5358
ZFR6U-11	KJ20CR-L11	3169	PK20TT	4504	IK20TT	4702	IK20L	5358
ZFR7A-11	QJ20CR11	3112	PQ20TT	4508	IQ20TT	4707	IQ22	5313
ZFR7F	KJ22CR-L8	3296					IK22	5310
ZFR7F-11	KJ22CR-L11	3348					IK22	5310
ZFR7J-11	KJ22CR-L11	3348					IK22	5310
ZG5A	J16CR-U	3256	PW16TT	4501	IW16TT	4708	IW16	5305
ZG5E	J16CR-U	3256	PW16TT	4501	IW16TT	4708	IW16	5305
ZGR5A	J16CR-U	3256	PW16TT	4501	IW16TT	4708	IW16	5305
ZGR5AGP	PK16TT	4503	PW16TT	4501	IW16TT	4708	IK16	5303
ZGR5B	J16CR-U	3256	PW16TT	4501	IW16TT	4708	IW16	5305
ZGR5C	J16CR-U	3256	PW16TT	4501	IW16TT	4708	IW16	5305

NGK	DENSO		PLATINUM TT		IRIDIUM TT		IR POWER / IR RACING	
	PART	STK	PART	STK	PART	STK	PART	STK
ZGR5E	J16CR-U	3256	PW16TT	4501	IW16TT	4708	IW16	5305
ZKR7A	XU22EPR-U	3179					IXU22	5308

MOTORCRAFT	DENSO		PLATINUM TT		IRIDIUM TT		IR POWER / IR RACING	
	PART	STK	PART	STK	PART	STK	PART	STK
A11	W9-U	6004						
A11LM	W14LM-U	6014						
A11NX	W14M-U	6015						
A11NX	W14M-US	6034						
A11X	W9-U	6004						
A21X	W24S-U	4040						
A22	W20P-U	5045						
A22NX	W22MP-U	6027						
A2C	W24S-U	4040						
A2NX	W22M-U	6026						
A2NX	W22M-US	6048						
A32	W20P-U	5045						
A3NX	W22M-U	6026						
A3X	W20S-U	3075						
A42	W16P-U	3036						
A42C	W16P-U	3036						
A42N	W16S-U	5044						
A5	W16S-U	5044						
A52	W14P-U	6020						
A5X	W16S-U	5044						
A7	W14-US	6033						
A7C	W14-U	6008						
A7CLM	W14LM-U	6014						
A7CX	W14-U	6008						
A7LM	W14LM-U	6014						
A7LM	W14LM-US	6035						
A7NX	W20M-U	6022						
A7NX	W20M-US	6036						
A7X	W14-U	6008						
A7X	W14-US	6033						
A82	W9P-U	6006						
A9	W9-U	6004						
A901	W27S-U	4055						
A9X	W9-U	6004						
AE091	W27FS-U	4052					IWF27	5381
AE1C	W22FS-U	4025					IWF22	5379
AE1X	W22FS-U	4025					IWF22	5379
AE22C	W22FP-U	4021					IWF22	5379
AE23	W25FN	4042					IWF24	5380
AE2C	TR22	6051					IWF22	5379
AE2C	W22FS-U	4025					IWF22	5379
AE2X	W22FS-U	4025					IWF22	5379

MOTORCRAFT	DENSO		PLATINUM TT		IRIDIUM TT		IR POWER / IR RACING	
	PART	STK	PART	STK	PART	STK	PART	STK
AE3	W20FS-U	3073					IWF20	5378
AE32	W20FP-U	3068					IWF20	5378
AE32C	W20FP-U	3068					IWF20	5378
AE3C	TR20	6054						
AE3C	W20FS-U	3073					IWF20	5378
AE3X	W20FS-U	3073					IWF20	5378
AE4	W16FS-U	3034					IWF16	5359
AE42	W16FP-U	4019					IWF16	5359
AE42C	W16FP-U	4019					IWF16	5359
AE4X	W16FS-U	3034					IWF16	5359
AE6	W14F-U	4012						
AE62	W9FP	4011						
AE901	TR24	6060					IWF24	5380
AE901	W24FS-U	4038					IWF24	5380
AE901X	W24FS-U	4038					IWF24	5380
AE903							IWF27	5381
AER22C	W22FPR-U	4022					IWF22	5379
AER2X	W22FSR	4024					IWF22	5379
AER32	W20FPR-U	3070					IWF20	5378
AER4	W16FSR	3033					IWF16	5359
AER4X	W16FSR	3033					IWF16	5359
AER6	W14FR-U	4017						
AES4C	W16FS-U	3034					IWF16	5359
AF22	T20P-U	5034	PTF20TT	4510	ITF20TT	4716	ITF20	5331
AF32	T20P-U	5034	PTF20TT	4510	ITF20TT	4716	ITF20	5331
AF3NX	T22M-U	6041						
AF42	T16P-U	5024	PTF16TT	4509	ITF16TT	4715	ITF16	5330
AF42C	T16P-U	5024	PTF16TT	4509	ITF16TT	4715	ITF16	5330
AF52C	T16P-U	5024	PTF16TT	4509	ITF16TT	4715	ITF16	5330
AF5NX	T20M-U	6039						
AF701							ITF27	5334
AF901							ITF24	5333
AG040	W31EN	4060					IW31	5319
AG051	W31ES-U	4062					IW31	5319
AG071	W27ES-U	4046					IW27	5317
AG091	W24ES-U	4030					IW24	5316
AG092C	W24ES-U	4030					IW24	5316
AG1	W24ES-U	4030					IW24	5316
AG12C	W24EP-U	4028					IW24	5316
AG1C	W24ES-U	4030					IW24	5316
AG1CX	W24ES-U	4030					IW24	5316
AG1X	W22ES-U	3093					IW22	5307
AG2	W22ES-U	3093					IW22	5307
AG200	W34EN	4070					IW34	5320
AG203	W34EN	4070					IW34	5320
AG22	W22EP-U	3085					IW22	5307
AG22C	W22EP-U	3085					IW22	5307
AG22CT	W20EPB	5065	PW20TT	4502	IW20TT	4709	IW20	5306
AG23	W25EN	4041					IW24	5316
AG2C	W22ES-U	3093					IW22	5307
AG2CX	W22ES-U	3093					IW22	5307

MOTORCRAFT	DENSO		PLATINUM TT		IRIDIUM TT		IR POWER / IR RACING	
	PART	STK	PART	STK	PART	STK	PART	STK
AG2X	W22ES-U	3093					IW22	5307
AG3	W20ES-U	3051	PW20TT	4502	IW20TT	4709	IW20	5306
AG303	W34EN	4070					IW34	5320
AG32	W20EP-U	3043	PW20TT	4502	IW20TT	4709	IW20	5306
AG32A	W20EP-U	3043	PW20TT	4502	IW20TT	4709	IW20	5306
AG32A	W20EX-U	3062	PW20TT	4502	IW20TT	4709	IW20	5306
AG32C	W20EP-U	3043	PW20TT	4502	IW20TT	4709	IW20	5306
AG32C	W20EX-U	3062	PW20TT	4502	IW20TT	4709	IW20	5306
AG32CT	W20EPB	5065	PW20TT	4502	IW20TT	4709	IW20	5306
AG34	W20EX-U	3062	PW20TT	4502	IW20TT	4709	IW20	5306
AG3C	W20ES-U	3051	PW20TT	4502	IW20TT	4709	IW20	5306
AG3CX	W20ES-U	3051	PW20TT	4502	IW20TT	4709	IW20	5306
AG3X	W20ES-U	3051	PW20TT	4502	IW20TT	4709	IW20	5306
AG4	W16ES-U	3025	PW16TT	4501	IW16TT	4708	IW16	5305
AG400	W31EN	4060					IW31	5319
AG403	W31EN	4060					IW31	5319
AG42C	W16EP-U	3018	PW16TT	4501	IW16TT	4708	IW16	5305
AG44	KJ16CR-L11	3132	PK16TT	4503	IK16TT	4701	IK16L	5357
AG44CU	W16EX-U	3027	PW16TT	4501	IW16TT	4708	IW16	5305
AG5	W16ES-U	3025	PW16TT	4501	IW16TT	4708	IW16	5305
AG501	W31ES-U	4062					IW31	5319
AG501X	W31ES-U	4062					IW31	5319
AG52	W14EP-U	6010	PW16TT	4501	IW16TT	4708	IW16	5305
AG52C	W14EX-U	3011	PW16TT	4501	IW16TT	4708	IW16	5305
AG54	KJ16CR-L11	3132	PK16TT	4503	IK16TT	4701	IK16L	5357
AG600	W27EN	4043					IW27	5317
AG603	W27ES-U	4046					IW27	5317
AG7	W14E	6009						
AG701C	W27ES-U	4046					IW27	5317
AG701X	W27ES-U	4046					IW27	5317
AG82	W9EP	6005						
AG9	W14E	6009						
AG901	W24ES-U	4030					IW24	5316
AG901C	W24ES-U	4030					IW24	5316
AG901CU	W24ES-U	4030					IW24	5316
AG901X	W24ES-U	4030					IW24	5316
AG902	W24EP-U	4028					IW24	5316
AG903	W25EN	4041					IW24	5316
AGF12C	T22EP-U	5040					IT22	5327
AGF22	T20EP-U	5031	PT20TT	4512	IT20TT	4714	IT20	5326
AGF22C	T20EP-U	5031	PT20TT	4512	IT20TT	4714	IT20	5326
AGFS22C1	T20EP-U	5031	PT20TT	4512	IT20TT	4714	IT20	5326
AGFS22FE	T20EPR-U	5032	PT20TT	4512	IT20TT	4714	IT20	5326
AGFS22FE13J	T20EPR-U	5032	PT20TT	4512	IT20TT	4714	IT20	5326
AGP12C	K22PR-U	3165					IK22	5310
AGP22C			PQ20TT	4508	IQ20TT	4707	IQ20	5302
AGP22CD	Q20P-U	3125	PQ20TT	4508	IQ20TT	4707	IQ20	5302
AGPR12C	K22PR-U	3165					IQ22	5313
AGPR12P	K20PR-U11	3121	PK20TT	4504	IK20TT	4702	IK20	5304
AGPR12P1	K20PR-U11	3121	PK20TT	4504	IK20TT	4702	IK20	5304
AGPR12PP	PK20PR-P11	3141	PK20TT	4504	IK20TT	4702	IK20	5304

MOTORCRAFT	DENSO		PLATINUM TT		IRIDIUM TT		IR POWER / IR RACING	
	PART	STK	PART	STK	PART	STK	PART	STK
AGPR12PP11	PK20PR-P11	3141	PK20TT	4504	IK20TT	4702	IK20	5304
AGPR12PP8	PK20PR-P8	3245	PK20TT	4504	IK20TT	4702	IK20	5304
AGPR22C	K20PR-U	3145	PK20TT	4504	IQ20TT	4707	IQ20	5302
AGPR22C1	K20PR-U11	3121	PK20TT	4504	IQ20TT	4707	IQ20	5302
AGPR22CD	Q20PR-U	3007	PQ20TT	4508	IQ20TT	4707	IQ20	5302
AGPR22CD1	Q20PR-U11	3008	PQ20TT	4508	IQ20TT	4707	IQ20	5302
AGPR22P	K20PR-U11	3121	PK20TT	4504	IK20TT	4702	IK20	5304
AGPR22P1	K20PR-U11	3121	PK20TT	4504	IK20TT	4702	IK20	5304
AGPR22PP	PK20PR11	3168	PK20TT	4504	IK20TT	4702	IK20	5304
AGPR22PP8	PK20PR-P8	3245	PK20TT	4504	IK20TT	4702	IK20	5304
AGPR22PPJ	PK20PR11	3168	PK20TT	4504	IK20TT	4702	IK20	5304
AGPR32C	K20PR-U	3145	PK20TT	4504	IQ20TT	4707	IQ20	5302
AGPR32C1	K20PR-U11	3121	PK20TT	4504	IQ20TT	4707	IQ20	5302
AGPR32CD	Q20PR-U	3007	PQ20TT	4508	IQ20TT	4707	IQ20	5302
AGPR32CD1	Q20PR-U11	3008	PQ20TT	4508	IQ20TT	4707	IQ20	5302
AGPR32PD	PK16PR-P11	3174	PK16TT	4503	IK16TT	4701	IK16	5303
AGPR601P							IK31	5321
AGPR702C							IK27	5312
AGPR902C	K24PR-U11	3308					IK24	5311
AGPR902C1	K24PR-U11	3308					IK24	5311
AGPR902P	K22PR-U	3165					IK22	5310
AGR12	W24EPR-U	4136					IW24	5316
AGR12C	W24EPR-U	4136					IW24	5316
AGR16C	W25EBR	3103						
AGR1C	W22ESR-U	3098					IW22	5307
AGR1X	W22ESR-U	3098					IW22	5307
AGR21	W22ESR-U	3098					IW22	5307
AGR22	W22EPR-U	3088					IW22	5307
AGR22C	W22EPR-U	3088					IW22	5307
AGR2C	W22ESR-U	3098					IW22	5307
AGR2X	W22ESR-U	3098					IW22	5307
AGR31	W20ESR-U	3057	PW20TT	4502	IW20TT	4709	IW20	5306
AGR32C	W20EPR-U	3047	PW20TT	4502	IW20TT	4709	IW20	5306
AGR32C	W20EXR-U	3066	PW20TT	4502	IW20TT	4709	IW20	5306
AGR34CU	W20EXR-U	3066	PW20TT	4502	IW20TT	4709	IW20	5306
AGR34CU11	W20EXR-U11	3067	PW20TT	4502	IW20TT	4709	IW20	5306
AGR3X	W20ESR-U	3057	PW20TT	4502	IW20TT	4709	IW20	5306
AGR41	W16ESR-U	3110	PW16TT	4501	IW16TT	4708	IW16	5305
AGR42	W16EPR-U	3021	PW16TT	4501	IW16TT	4708	IW16	5305
AGR42C	W16EPR-U	3021	PW16TT	4501	IW16TT	4708	IW16	5305
AGR42C	W16EXR-U	3031	PW16TT	4501	IW16TT	4708	IW16	5305
AGR44	J16BR-U	3001						
AGR44C1	W16EXR-U11	3032	PW16TT	4501	IW16TT	4708	IW16	5305
AGR44CU	W16EXR-U	3031	PW16TT	4501	IW16TT	4708	IW16	5305
AGR47CU11	J16AR-U11	3000						
AGR51	W16ESR-U	3110	PW16TT	4501	IW16TT	4708	IW16	5305
AGR52	W14EPR-U	6011	PW16TT	4501	IW16TT	4708	IW16	5305
AGR52	W14EXR-U	3013	PW16TT	4501	IW16TT	4708	IW16	5305
AGR526	W14EXR-U15	3015						
AGR52A	W14EPR-U	6011	PW16TT	4501	IW16TT	4708	IW16	5305
AGR52C6	W14EXR-U15	3015						

MOTORCRAFT	DENSO		PLATINUM TT		IRIDIUM TT		IR POWER / IR RACING	
	PART	STK	PART	STK	PART	STK	PART	STK
AGR54	J16BR-U	3001						
AGR701X	W27ESR-U	4045					IW27	5317
AGR803C	W27ES-U	4046					IW27	5317
AGR82	W14EXR-U	3013	PW16TT	4501	IW16TT	4708	IW16	5305
AGR901X	W24ESR-U	4033					IW24	5316
AGRF12C	T20EPR-U	5032	PT20TT	4512	IT20TT	4714	IT20	5326
AGRF2	T20EPR-U	5032	PT20TT	4512	IT20TT	4714	IT20	5326
AGRF22	T20EPR-U	5032	PT20TT	4512	IT20TT	4714	IT20	5326
AGRF226	T20EPR-U15	5033	PT20TT	4512	IT20TT	4714	IT20	5326
AGRF22C	T20EPR-U	5032	PT20TT	4512	IT20TT	4714	IT20	5326
AGRF22C1	T20EPR-U	5032	PT20TT	4512	IT20TT	4714	IT20	5326
AGRF22CD	T20EPR-U	5032	PT20TT	4512	IT20TT	4714	IT20	5326
AGRF22PP	T20EPR-U	5032	PT20TT	4512	IT20TT	4714	IT20	5326
AGRF32	T20EPR-U	5032	PT20TT	4512	IT20TT	4714	IT20	5326
AGRF326	T20EPR-U15	5033	PT20TT	4512	IT20TT	4714	IT20	5326
AGRF32C1	T20EPR-U	5032	PT20TT	4512	IT20TT	4714	IT20	5326
AGRF42	T16EPR-U	5022	PT16TT	4511	IT16TT	4713	IT16	5325
AGRF42C1	T16EPR-U	5022	PT16TT	4511	IT16TT	4713	IT16	5325
AGRF42C6	T16EPR-U15	5023	PT16TT	4511	IT16TT	4713	IT16	5325
AGRF52			PT16TT	4511	IT16TT	4713	IT16	5325
AGRP44	T20EPR-U	5032	PT20TT	4512	IT20TT	4714	IT20	5326
AGS081C	W27ES-U	4046					IW27	5317
AGS12C	W22EPR-U	3088					IW22	5307
AGS1C	W22ESR-U	3098					IW22	5307
AGS22C	W22EPR-U	3088					IW22	5307
AGS2C	W22ESR-U	3098					IW22	5307
AGS32C	W16EXR-U	3031	PW16TT	4501	IW16TT	4708	IW16	5305
AGS32C1	W16EXR-U11	3032	PW16TT	4501	IW16TT	4708	IW16	5305
AGS3C	W20ESR-U	3057	PW20TT	4502	IW20TT	4709	IW20	5306
AGS42C	W16EXR-U	3031	PW16TT	4501	IW16TT	4708	IW16	5305
AGS44	J16BR-U	3001						
AGS4C	W16ESR-U	3110	PW16TT	4501	IW16TT	4708	IW16	5305
AGS52C	W14EXR-U	3013	PW16TT	4501	IW16TT	4708	IW16	5305
AGS52C6	W14EXR-U15	3015						
AGSF12	T22EP-U	5040					IT22	5327
AGSF12FM1							IT22	5327
AGSF12FM1F4							IT22	5327
AGSF2	T22EP-U	5040					IT22	5327
AGSF22C	T20EPR-U	5032	PT20TT	4512	IT20TT	4714	IT20	5326
AGSF22F1	PT16EPR-L13	5070	PT16TT	4511	IT16TT	4713	IT16	5325
AGSF22F1M	PT16EPR-L13	5070	PT16TT	4511	IT16TT	4713	IT16	5325
AGSF22FC	PT16EPR-L13	5070	PT16TT	4511	IT16TT	4713	IT16	5325
AGSF22FCM	PT16EPR-L13	5070	PT16TT	4511	IT16TT	4713	IT16	5325
AGSF22FM	T20EPR-U15	5033	PT20TT	4512	IT20TT	4714	IT20	5326
AGSF22FM	PT16EPR-L13	5070	PT16TT	4511	IT16TT	4713	IT16	5325
AGSF22FM1	PT16EPR-L13	5070	PT16TT	4511	IT16TT	4713	IT16	5325
AGSF22FM1	T20EPR-U15	5033	PT20TT	4512	IT20TT	4714	IT20	5326
AGSF22FMF6	PT16EPR-L13	5070	PT16TT	4511	IT16TT	4713	IT16	5325
AGSF22FSM	PT16EPR-L13	5070	PT16TT	4511	IT16TT	4713	IT16	5325
AGSF22FSMF4	PT16EPR-L13	5070	PT16TT	4511	IT16TT	4713	IT16	5325
AGSF22PP	PT16EPR-L13	5070	PT16TT	4511	IT16TT	4713	IT16	5325

MOTORCRAFT	DENSO		PLATINUM TT		IRIDIUM TT		IR POWER / IR RACING	
	PART	STK	PART	STK	PART	STK	PART	STK
AGSF22PPJ			PT20TT	4512	IT20TT	4714	IT20	5326
AGSF22PPM			PT20TT	4512	IT20TT	4714	IT20	5326
AGSF22PPM	PT16EPR-L13	5070	PT16TT	4511	IT16TT	4713	IT16	5325
AGSF22PPMF6	PT16EPR-L13	5070	PT16TT	4511	IT16TT	4713	IT16	5325
AGSF22W			PT20TT	4512	IT20TT	4714	IT20	5326
AGSF22WM	PT20TT	4512	PT20TT	4512	IT20TT	4714	IT20	5326
AGSF22WM			PT20TT	4512	IT20TT	4714	IT20	5326
AGSF22WMF4			PT20TT	4512	IT20TT	4714	IT20	5326
AGSF22YPC			PT20TT	4512	IT20TT	4714	IT20	5326
AGSF22YPCF4			PT20TT	4512	IT20TT	4714	IT20	5326
AGSF24C	T20EPR-U	5032	PT20TT	4512	IT20TT	4714	IT20	5326
AGSF24FN			PT20TT	4512	IT20TT	4714	IT20	5326
AGSF24N	T20EPR-U	5032	PT20TT	4512	IT20TT	4714	IT20	5326
AGSF24N	T20EPR-U15	5033	PT20TT	4512	IT20TT	4714	IT20	5326
AGSF32C	T20EPR-U	5032	PT20TT	4512	IT20TT	4714	IT20	5326
AGSF32CF4	T20EPR-U	5032	PT20TT	4512	IT20TT	4714	IT20	5326
AGSF32FEC	PT16EPR10	5091	PT16TT	4511	IT16TT	4713	IT16	5325
AGSF32FECF4	PT16EPR-L13	5070	PT16TT	4511	IT16TT	4713	IT16	5325
AGSF32FM	PT16EPR-L13	5070	PT16TT	4511	IT16TT	4713	IT16	5325
AGSF32FM	PT16EPR10	5070	PT16TT	4511	IT16TT	4713	IT16	5325
AGSF32FMF4	PT16EPR-L13	5070	PT16TT	4511	IT16TT	4713	IT16	5325
AGSF32FMF6	PT16EPR-L13	5070	PT16TT	4511	IT16TT	4713	IT16	5325
AGSF32FS	PT16EPR10	5070	PT16TT	4511	IT16TT	4713	IT16	5325
AGSF32FSM	PT16EPR-L13	5070	PT16TT	4511	IT16TT	4713	IT16	5325
AGSF32N			PT16TT	4511	IT16TT	4713	IT16	5325
AGSF32P			PT16TT	4511	IT16TT	4713	IT16	5325
AGSF32PM	PT16EPR-L13	5070	PT16TT	4511	IT16TT	4713	IT16	5325
AGSF32PM	PT16EPR10	5070	PT16TT	4511	IT16TT	4713	IT16	5325
AGSF32PM4	PT16EPR-L13	5070	PT16TT	4511	IT16TT	4713	IT16	5325
AGSF32PMF4	PT16EPR-L13	5070	PT16TT	4511	IT16TT	4713	IT16	5325
AGSF32PMF6	PT16EPR-L13	5070	PT16TT	4511	IT16TT	4713	IT16	5325
AGSF32W	T16EPR-U15	5023	PT16TT	4511	IT16TT	4713	IT16	5325
AGSF32W	PT16EPR-L13	5070	PT16TT	4511	IT16TT	4713	IT16	5325
AGSF32WM	PT16EPR-L13	5070	PT16TT	4511	IT16TT	4713	IT16	5325
AGSF32WM	T16EPR-U15	5023	PT16TT	4511	IT16TT	4713	IT16	5325
AGSF32WM1	PT16EPR-L13	5070	PT16TT	4511	IT16TT	4713	IT16	5325
AGSF32WM1F4	PT16EPR-L13	5070	PT16TT	4511	IT16TT	4713	IT16	5325
AGSF32WMF4	T16EPR-U15	5023	PT16TT	4511	IT16TT	4713	IT16	5325
AGSF32YPC			PT16TT	4511	IT16TT	4713	IT16	5325
AGSF32YPCF4			PT16TT	4511	IT16TT	4713	IT16	5325
AGSF32YR			PT16TT	4511	IT16TT	4713	IT16	5325
AGSF33C	T20EPR-U	5032	PT20TT	4512	IT20TT	4714	IT20	5326
AGSF34C	T20EPR-U	5032	PT20TT	4512	IT20TT	4714	IT20	5326
AGSF34EE	T20EPR-U	5032	PT20TT	4512	IT20TT	4714	IT20	5326
AGSF34EE	ZTJ16R10	5090	PT16TT	4511	IT16TT	4713	IT20	5326
AGSF34EEM	T20EPR-U	5032	PT20TT	4512	IT20TT	4714	IT20	5326
AGSF34FM	ZTJ16R10	5090	PT16TT	4511	IT16TT	4713	IT20	5326
AGSF34FMF4	ZTJ16R10	5090	PT16TT	4511	IT16TT	4713	IT20	5326
AGSF34FMF6	ZTJ16R10	5090	PT16TT	4511	IT16TT	4713	IT20	5326
AGSF34FP	T20EPR-U	5032	PT20TT	4512	IT20TT	4714	IT20	5326
AGSF34FP	PTJ16R15	5077	PT16TT	4511	IT16TT	4713	IT16	5325

MOTORCRAFT	DENSO		PLATINUM TT		IRIDIUM TT		IR POWER / IR RACING	
	PART	STK	PART	STK	PART	STK	PART	STK
AGSF34FPF6	PTJ16R15	5077	PT16TT	4511	IT16TT	4713	IT16	5325
AGSF34PP	ZTJ16R10	5090	PT16TT	4511	IT16TT	4713	IT20	5326
AGSF42C6	T16EPR-U15	5023	PT16TT	4511	IT16TT	4713	IT16	5325
AGSF42EEM	PT16EPR-L13	5070	PT16TT	4511	IT16TT	4713	IT16	5325
AGSF42EEMF6	PT16EPR-L13	5070	PT16TT	4511	IT16TT	4713	IT16	5325
AGSF42FM	PT16EPR-L13	5070	PT16TT	4511	IT16TT	4713	IT16	5325
AGSF42FMF6	PT16EPR-L13	5070	PT16TT	4511	IT16TT	4713	IT16	5325
AGSF44FM	PT16EPR-L13	5070	PT16TT	4511	IT16TT	4713	IT16	5325
AGSF44FMF6	PT16EPR-L13	5070	PT16TT	4511	IT16TT	4713	IT16	5325
AGSF52C			PT16TT	4511	IT16TT	4713	IT16	5325
AGSP22Z11			PK20TT	4504	IK20TT	4702	IK20	5304
AGSP32C	K16PR-U11	3130	PK16TT	4503	IQ16TT	4706	IQ16	5301
AGSP32F	PK16PR11	3264	PK16TT	4503	IK16TT	4701	IK16	5303
AGSP32FM	PK16PR11	3264	PK16TT	4503	IK16TT	4701	IK16	5303
AGSP32FP			PK16TT	4503	IK16TT	4701	IK16	5303
AGSP32FSM	PK16PR11	3264	PK16TT	4503	IK16TT	4701	IK16	5303
AGSP32FSMF4	PK16PR11	3264	PK16TT	4503	IK16TT	4701	IK16	5303
AGSP32P	PQ16R	3005	PQ16TT	4507	IQ16TT	4706	IQ16	5301
AGSP32PP	PQ16R	3005	PQ16TT	4507	IQ16TT	4706	IQ16	5301
AGSP32Z			PK16TT	4503	IK16TT	4701	IK16	5303
AGSP33C	KJ20CR11	3133	PK20TT	4504	IK20TT	4702	IK20L	5358
AGSP34C	KJ20CR11	3133	PK20TT	4504	IK20TT	4702	IK20L	5358
AGSP52C	K16PR-U11	3130	PK16TT	4503	IK16TT	4701	IK16	5303
AGSP54	K16GPR-U11	3135						
AL11	W14L	6013						
AL5	W16LS	3035						
AL7	W14L	6013						
AL7C	W14L	6013						
AL7X	W14L	6013						
AL82	W14L	6013						
AL9	W14L	6013						
AL9X	W14L	6013						
AR31	W20SR-U	3076						
AR32	W20PR-U	5046						
AR41	W20SR-U	3076						
AR42	W16PR-U	3037						
AR426	W16PR-U15	3038						
AR52	W14PR-U	6021						
AR526	W14PR-U15	5043						
AR55	W20SR-U	3076						
AR82	W9PR-U	6007						
AR826	W9PR-U15	5041						
AR828	W9PR-U20	5042						
AR82S	W9PR-U15	5041						
AR86	T16R-U15	5030	PTF16TT	4509	ITF16TT	4715	ITF16	5330
ARF2	T20R-U	5038	PTF20TT	4510	ITF20TT	4716	ITF20	5331
ARF22	T20PR-U	5035	PTF20TT	4510	ITF20TT	4716	ITF20	5331
ARF22C	T20PR-U	5035	PTF20TT	4510	ITF20TT	4716	ITF20	5331
ARF26	T20R-U15	5039	PTF20TT	4510	ITF20TT	4716	ITF20	5331
ARF3	T20R-U	5038	PTF20TT	4510	ITF20TT	4716	ITF20	5331
ARF32	T20PR-U	5035	PTF20TT	4510	ITF20TT	4716	ITF20	5331

MOTORCRAFT	DENSO		PLATINUM TT		IRIDIUM TT		IR POWER / IR RACING	
	PART	STK	PART	STK	PART	STK	PART	STK
ARF326	T20PR-U15	5037	PTF20TT	4510	ITF20TT	4716	ITF20	5331
ARF32C6	T20PR-U15	5037	PTF20TT	4510	ITF20TT	4716	ITF20	5331
ARF32M	T20PR-U	5035	PTF20TT	4510	ITF20TT	4716	ITF20	5331
ARF36	T20R-U15	5039	PTF20TT	4510	ITF20TT	4716	ITF20	5331
ARF3C	T20R-U	5038	PTF20TT	4510	ITF20TT	4716	ITF20	5331
ARF4	T20R-U	5038	PTF20TT	4510	ITF20TT	4716	ITF20	5331
ARF42	T16PR-U	5025	PTF16TT	4509	ITF16TT	4715	ITF16	5330
ARF426	T16PR-U15	5027	PTF16TT	4509	ITF16TT	4715	ITF16	5330
ARF428	T16PR-U20	5028	PTF16TT	4509	ITF16TT	4715	ITF16	5330
ARF42C6	T16PR-U15	5027	PTF16TT	4509	ITF16TT	4715	ITF16	5330
ARF46	T20R-U15	5039	PTF20TT	4510	ITF20TT	4716	ITF20	5331
ARF52	T16PR-U	5025	PTF16TT	4509	ITF16TT	4715	ITF16	5330
ARF526	T16PR-U15	5027	PTF16TT	4509	ITF16TT	4715	ITF16	5330
ARF528	T16PR-U20	5028	PTF16TT	4509	ITF16TT	4715	ITF16	5330
ARF6	T16R-U	5029	PTF16TT	4509	ITF16TT	4715	ITF16	5330
ARF62	T14PR-U	5020	PTF16TT	4509	ITF16TT	4715	ITF16	5330
ARF626	T14PR-U15	5021	PTF16TT	4509	ITF16TT	4715	ITF16	5330
ARF8	T16R-U	5029	PTF16TT	4509	ITF16TT	4715	ITF16	5330
ARF86	T16R-U15	5030	PTF16TT	4509	ITF16TT	4715	ITF16	5330
ARL5	W16LS	3035						
ARL8	W14L	6013						
ARL82	W14L	6013						
AS42C	W20PR-U	5046						
AS4C	W20SR-U	3076						
AS52C	W16PR-U	3037						
AS827	W14PR-U15	5043						
ASF32	T20PR-U	5035	PTF20TT	4510	ITF20TT	4716	ITF20	5331
ASF32C	T20PR-U	5035	PTF20TT	4510	ITF20TT	4716	ITF20	5331
ASF32C6	T20PR-U15	5037	PTF20TT	4510	ITF20TT	4716	ITF20	5331
ASF32CM	T20PR-U	5035	PTF20TT	4510	ITF20TT	4716	ITF20	5331
ASF32M	T20PR-U	5035	PTF20TT	4510	ITF20TT	4716	ITF20	5331
ASF32P	T20PR-U11	5036	PTF20TT	4510	ITF20TT	4716	ITF20	5331
ASF3C	T20R-U	5038	PTF20TT	4510	ITF20TT	4716	ITF20	5331
ASF3C6	T20R-U15	5039	PTF20TT	4510	ITF20TT	4716	ITF20	5331
ASF42	T16PR-U	5025	PTF16TT	4509	ITF16TT	4715	ITF16	5330
ASF42C	T16PR-U	5025	PTF16TT	4509	ITF16TT	4715	ITF16	5330
ASF42C6	T16PR-U15	5027	PTF16TT	4509	ITF16TT	4715	ITF16	5330
ASF42C7	T16PR-U	5025	PTF16TT	4509	ITF16TT	4715	ITF16	5330
ASF42CF4	T16PR-U	5025	PTF16TT	4509	ITF16TT	4715	ITF16	5330
ASF42P	T16PR-U	5025	PTF16TT	4509	ITF16TT	4715	ITF16	5330
ASF44P	T16PR-U11	5026	PTF16TT	4509	ITF16TT	4715	ITF16	5330
ASF4C	T20R-U	5038	PTF20TT	4510	ITF20TT	4716	ITF20	5331
ASF4C6	T20R-U15	5039	PTF20TT	4510	ITF20TT	4716	ITF20	5331
ASF52	T14PR-U	5020	PTF16TT	4509	ITF16TT	4715	ITF16	5330
ASF526	T16PR-U15	5027	PTF16TT	4509	ITF16TT	4715	ITF16	5330
ASF52C	T16PR-U	5025	PTF16TT	4509	ITF16TT	4715	ITF16	5330
ASF52C7	T16PR-U15	5027	PTF16TT	4509	ITF16TT	4715	ITF16	5330
ASF8	T16R-U	5029	PTF16TT	4509	ITF16TT	4715	ITF16	5330
ASF86	T16R-U15	5030	PTF16TT	4509	ITF16TT	4715	ITF16	5330
AT1	W27S-U	4055						
AT10	W9-U	6004						

MOTORCRAFT	DENSO		PLATINUM TT		IRIDIUM TT		IR POWER / IR RACING	
	PART	STK	PART	STK	PART	STK	PART	STK
AT2	W24S-U	4040						
AT3	W20S-U	3075						
AT4	W16S-U	5044						
AT42	W16P-U	3036						
AT6	W14-U	6008						
AT6	W14-US	6033						
AT8	W14-U	6008						
AT8	W14-US	6033						
ATL3	W16LS	3035						
ATL4	W16LS	3035						
ATL8	W14L	6013						
AV091X4	W27FS-U10	6028					IWF27	5381
AV1X	W22FS-U	4025					IWF22	5379
AV203	W34FN	4071						
AV23	W25FN	4042					IWF24	5380
AV2X	W20FS-U	3073					IWF20	5378
AV4	W16FS-U	3034					IWF16	5359
AV403	W31FN	4064						
AV6	W14F-U	4012						
AV603	W27FN	4050					IWF27	5381
AV701CU10	W27FS-U10	6028					IWF27	5381
AV901X	W27FS-U	4052					IWF27	5381
AV901X4	W27FS-U10	6028					IWF27	5381
AV903	W25FN	4042					IWF24	5380
AVKO	SF50	6001						
AVKOD	SF51	6002						
AVZKO	SF50	6001						
AWRF32	T20EPR-U	5032	PT20TT	4512	IT20TT	4714	IT20	5326
AWRF32S	T20EPR-U15	5033	PT20TT	4512	IT20TT	4714	IT20	5326
AWRF42	T16EPR-U	5022	PT16TT	4511	IT16TT	4713	IT16	5325
AWS42EE	PT16EPR-L13	5070	PT16TT	4511	IT16TT	4713	IT16	5325
AWS44EE	PT16EPR-L13	5070	PT16TT	4511	IT16TT	4713	IT16	5325
AWSF22	T20EPR-U	5032	PT20TT	4512	IT20TT	4714	IT20	5326
AWSF22C	T20EPR-U	5032	PT20TT	4512	IT20TT	4714	IT20	5326
AWSF22E	T20EPR-U	5032	PT20TT	4512	IT20TT	4714	IT20	5326
AWSF22FM	PT16EPR-L13	5070	PT16TT	4511	IT16TT	4713	IT16	5325
AWSF22FM1	PT16EPR-L13	5070	PT16TT	4511	IT16TT	4713	IT16	5325
AWSF22FS	PT16EPR-L13	5070	PT16TT	4511	IT16TT	4713	IT16	5325
AWSF22FS/F	PT16EPR-L13	5070	PT16TT	4511	IT16TT	4713	IT16	5325
AWSF24	T20NR-U11	5048	PT20TT	4512	IT20TT	4714	IT20	5326
AWSF24C	T20NR-U11	5048	PT20TT	4512	IT20TT	4714	IT20	5326
AWSF24C	T20EPR-U	5032	PT20TT	4512	IT20TT	4714	IT20	5326
AWSF32	T20EPR-U	5032	PT20TT	4512	IT20TT	4714	IT20	5326
AWSF32C	T20EPR-U	5032	PT20TT	4512	IT20TT	4714	IT20	5326
AWSF32E	PT16EPR-L13	5070	PT16TT	4511	IT16TT	4713	IT16	5325
AWSF32EE	PT16EPR-L13	5070	PT16TT	4511	IT16TT	4713	IT16	5325
AWSF32EG	PT16EPR-L13	5070	PT16TT	4511	IT16TT	4713	IT16	5325
AWSF32F	PT16EPR-L13	5070	PT16TT	4511	IT16TT	4713	IT16	5325
AWSF32FM	PT16EPR-L13	5070	PT16TT	4511	IT16TT	4713	IT16	5325
AWSF32P	PT16EPR-L13	5070	PT16TT	4511	IT16TT	4713	IT16	5325
AWSF32PF	PT16EPR-L13	5070	PT16TT	4511	IT16TT	4713	IT16	5325

MOTORCRAFT	DENSO		PLATINUM TT		IRIDIUM TT		IR POWER / IR RACING	
	PART	STK	PART	STK	PART	STK	PART	STK
AWSF32PM	PT16EPR-L13	5070	PT16TT	4511	IT16TT	4713	IT16	5325
AWSF32PMF4	PT16EPR-L13	5070	PT16TT	4511	IT16TT	4713	IT16	5325
AWSF32PP	PT16EPR-L13	5070	PT16TT	4511	IT16TT	4713	IT16	5325
AWSF32PPF4	PT16EPR-L13	5070	PT16TT	4511	IT16TT	4713	IT16	5325
AWSF34	T20NR-U11	5048	PT20TT	4512	IT20TT	4714	IT20	5326
AWSF34C	T20EPR-U	5032	PT20TT	4512	IT20TT	4714	IT20	5326
AWSF34P	T20NR-U11	5048	PT20TT	4512	IT20TT	4714	IT20	5326
AWSF34PP	T20NR-U11	5048	PT20TT	4512	IT20TT	4714	IT20	5326
AWSF3PP	PT16EPR-L13	5070	PT16TT	4511	IT16TT	4713	IT16	5325
AWSF42	T16EPR-U	5022	PT16TT	4511	IT16TT	4713	IT16	5325
AWSF42C	T16EPR-U	5022	PT16TT	4511	IT16TT	4713	IT16	5325
AWSF42C6	T16EPR-U15	5023	PT16TT	4511	IT16TT	4713	IT16	5325
AWSF42EE	PT16EPR-L13	5070	PT16TT	4511	IT16TT	4713	IT16	5325
AWSF42P	PT16EPR-L13	5070	PT16TT	4511	IT16TT	4713	IT16	5325
AWSF42PP	PT16EPR-L13	5070	PT16TT	4511	IT16TT	4713	IT16	5325
AWSF44	T16NR-U11	5047	PT16TT	4511	IT16TT	4713	IT16	5325
AWSF44C	T16NR-U11	5047	PT16TT	4511	IT16TT	4713	IT16	5325
AWSF44EE	PT16EPR-L13	5070	PT16TT	4511	IT16TT	4713	IT16	5325
AWSF44EE	ZT16R10	5090	PT16TT	4511	IT16TT	4713	IT20	5326
AWSF44P	ZT16R10	5090	PT16TT	4511	IT16TT	4713	IT20	5326
AWSF44PP	PT16EPR-L13	5070	PT16TT	4511	IT16TT	4713	IT16	5325
AWSF44PP	ZT16R10	5090	PT16TT	4511	IT16TT	4713	IT20	5326
AWSF52	T16EPR-U	5022	PT16TT	4511	IT16TT	4713	IT16	5325
AWSF52C	T16EPR-U	5022	PT16TT	4511	IT16TT	4713	IT16	5325
AWSF54	T16NR-U11	5047	PT16TT	4511	IT16TT	4713	IT16	5325
AWSF54C	T16NR-U11	5047	PT16TT	4511	IT16TT	4713	IT16	5325
AWSF62	T16EPR-U	5022	PT16TT	4511	IT16TT	4713	IT16	5325
AWSFA12C	T22EP-U	5040					IT22	5327
AWSFA32C	T20EPR-U	5032	PT20TT	4512	IT20TT	4714	IT20	5326
AYFS092FE1							ITV24	5341
AYFS092FEC							ITV24	5341
AYFS092FECF4							ITV24	5341
AYFS22C	PT16VR13	5068	PT16TT	4511	ITV16TT	4718	ITV16	5338
AYFS22FM					ITV20TT	4719	ITV20	5339
AYFS22PP	PT16VR13	5068	PTV16TT	4513	ITV16TT	4718	ITV16	5338
AYFS22PP1	PT16VR13	5068	PTV16TT	4513	ITV16TT	4718	ITV16	5338
AYFS32YR	PT16VR13	5068	PTV16TT	4513	ITV16TT	4718	ITV16	5338
AYRF22PP	PT16VR13	5068	PTV16TT	4513	ITV16TT	4718	ITV16	5338
AYSF32YPC	PT16VR13	5068	PTV16TT	4513	ITV16TT	4718	ITV16	5338
AYSF32YPCF4	PT16VR13	5068	PTV16TT	4513	ITV16TT	4718	ITV16	5338
AZ2	W24S-U	4040						
AZ3	W20S-U	3075						
AZ7	W9-U	6004						
AZ9	W9-U	6004						
AZFS22C	PT16VR13	5068	PTV16TT	4513	ITV16TT	4718	ITV16	5338
AZFS22FE	PT16VR13	5068	PTV16TT	4513	ITV16TT	4718	ITV16	5338
AZFS22PP	PT16VR13	5068	PTV16TT	4513	ITV16TT	4718	ITV16	5338
AZFS32F	PT16VR13	5068	PTV16TT	4513	ITV16TT	4718	ITV16	5338
AZFS32FE	PT16VR13	5068	PTV16TT	4513	ITV16TT	4718	ITV16	5338
AZFS32FEF4	PT16VR13	5068	PTV16TT	4513	ITV16TT	4718	ITV16	5338
B2W	M24S	5004						

MOTORCRAFT	DENSO		PLATINUM TT		IRIDIUM TT		IR POWER / IR RACING	
	PART	STK	PART	STK	PART	STK	PART	STK
B3W	M22	5003						
B3X	M22	5003						
B4X	M22	5003						
B6W	M17	5002						
B82	L14-U	5000						
B8X	M14	5001						
BF22C	MA20P-U	5012						
BF32	MA20P-U	5012						
BF32C	MA20P-U	5012						
BF42	MA16P-U	5007						
BF42C	MA16P-U	5007						
BF82	MA16P-U	5007						
BF82C	MA16P-U	5007						
BF8Z	L14-U	5000						
BF92	MA9P-U	5005						
BR8	L14R-U	5049						
BRF22	MA20PR-U	5013						
BRF22C	MA20PR-U	5013						
BRF22CX	MA20PR-U	5013						
BRF31	MA20R-U	5014						
BRF314	MA20R-U11	5015						
BRF32	MA20PR-U	5013						
BRF32C	MA20PR-U	5013						
BRF32X	MA20PR-U	5013						
BRF3M	MA20R-U	5014						
BRF42	MA16PR-U	5008						
BRF6	MA16R-U	5011						
BRF82	MA16PR-U	5008						
BSF3	MA20R-U	5014						
BSF31	MA20R-U	5014						
BSF314	MA20R-U11	5015						
BSF42	MA16PR-U11	5009						
BSF42C	MA16PR-U	5008						
BSF44C	MA20PR-U	5013						
BSF44P	MA20PR-U	5013						
BSF6	MA16R-U	5011						
BSF82C	MA16PR-U	5008						
BSF92	MA9PR-U	5006						
BT10	M14	5001						
BT15	L14-U	5000						
BT2	M24S	5004						
BT3	M22	5003						
BT4	M22	5003						
BT6	M17	5002						
BT8	M14	5001						
BT9	M14	5001						
BTF3	MA20R-U	5014						
BTF31	MA20R-U	5014						
BTF42	MA16P-U	5007						
BTF6	MA16R-U	5011						
BTRF42	MA16PR-U	5008						

MOTORCRAFT	DENSO		PLATINUM TT		IRIDIUM TT		IR POWER / IR RACING	
	PART	STK	PART	STK	PART	STK	PART	STK
BTS8	L14-U	5000						
BZ8	L14-U	5000						
CGSF12YP			PT20TT	4512	IT20TT	4714	IT20	5326
CGSF22F	PT16EPR10	5091	PT16TT	4511	IT16TT	4713	IT16	5325
CGSF22N	PT16EPR10	5091	PT16TT	4511	IT16TT	4713	IT16	5325
CYFS12F3					ITV20TT	4719	ITV20	5339
CYFS12F5					ITV20TT	4719	ITV20	5339
CYFS12FP					ITV20TT	4719	ITV20	5339
CYFS12Y					ITV20TT	4719	ITV20	5339
CYFS12Y1					ITV20TT	4719	ITV20	5339
CYFS12Y2					ITV20TT	4719	ITV20	5339
CYFS12Y3					ITV20TT	4719	ITV20	5339
CYFS12YEC					ITV20TT	4719	ITV20	5339
CYFS12YP					ITV20TT	4719	ITV20	5339
CYFS12YPC					ITV20TT	4719	ITV20	5339
CYFS12YPC					ITV20TT	4719	ITV20	5339
CYFS12YPC5					ITV20TT	4719	ITV20	5339
CYFS12YT3					ITV20TT	4719	ITV20	5339
HG22	X24EP-U9	4093					IX24B	5376
HG22C	X24EP-U9	4093					IX24B	5376
HG2C	X24ES-U	4099					IX24	5372
HGS22C	X24EPR-U9	4096					IX24B	5376
HV22	X20FS-U	4078						
HV2C	X24FS-U	4103						
HV3	X20FS-U	4078						
PV1	U24FS-U	4009					IUF24	5384
PV2	U22FS-U	4006					IUF22	5383
PV3	U20FS-U	4002						
SP411					ITV20TT	4719	ITV20	5339
SP412	T20EPR-U15	5033	PT20TT	4512	IT20TT	4714	IT20	5326
SP417	PT16EPR-L13	5070	PT16TT	4511	IT16TT	4713	IT16	5325
SP432	PT16EPR10	5070	PT16TT	4511	IT16TT	4713	IT16	5325
SP432	PT16EPR-L13	5070	PT16TT	4511	IT16TT	4713	IT16	5325
SP433	PT16EPR-L13	5070	PT16TT	4511	IT16TT	4713	IT16	5325
SP433	T16EPR-U15	5023	PT16TT	4511	IT16TT	4713	IT16	5325
SP440	PTJ16R15	5077	PT16TT	4511	IT16TT	4713	IT16	5325
SP452	MA20PR-U	5013						
SP459	PT16EPR-L13	5070	PT16TT	4511	IT16TT	4713	IT16	5325
SP467	PK16PR11	3264	PK16TT	4503	IK16TT	4701	IK16	5303
SP468	PK16PR11	3264	PK16TT	4503	IK16TT	4701	IK16	5303
SP469	PT16VR13	5068	PTV16TT	4513	ITV16TT	4718	ITV16	5338
SP470	PT16EPR10	5070	PT16TT	4511	IT16TT	4713	IT16	5325
SP470	PT16EPR-L13	5070	PT16TT	4511	IT16TT	4713	IT16	5325
SP471							IT22	5327
SP478	PT16VR13	5068	PTV16TT	4513	ITV16TT	4718	ITV16	5338
SP479			PT20TT	4512	IT20TT	4714	IT20	5326
SP482	ZTJ16R10	5090	PT16TT	4511	IT16TT	4713	IT20	5326
SP486	PT16EPR-L13	5070	PT16TT	4511	IT16TT	4713	IT16	5325
SP487							ITV24	5341
SP488			PT16TT	4511	IT16TT	4713	IT16	5325
SP490	PT16VR13	5068	PTV16TT	4513	ITV16TT	4718	ITV16	5338

MOTORCRAFT	DENSO		PLATINUM TT		IRIDIUM TT		IR POWER / IR RACING	
	PART	STK	PART	STK	PART	STK	PART	STK
SP491	PT16EPR-L13	5070	PT16TT	4511	IT16TT	4713	IT16	5325
SP493	PT16EPR10	5070	PT16TT	4511	IT16TT	4713	IT16	5325
SP493	PT16EPR-L13	5070	PT16TT	4511	IT16TT	4713	IT16	5325
SP494	T22EP-U	5040					IT22	5327
SP499	T20EPR-U	5032	PT20TT	4512	IT20TT	4714	IT20	5326
SP500	PT16EPR-L13	5070	PT16TT	4511	IT16TT	4713	IT16	5325
SP501	T20PR-U11	5036	PTF20TT	4510	ITF20TT	4716	ITF20	5331
SP502	T16PR-U	5025	PTF16TT	4509	ITF16TT	4715	ITF16	5330
SP504	ZTJ16R10	5090	PT16TT	4511	IT16TT	4713	IT20	5326
SP511	PT16EPR10	5091	PT16TT	4511	IT16TT	4713	IT16	5325
SP512A					ITV20TT	4719	ITV20	5339
SP518	PT16EPR10	5091	PT16TT	4511	IT16TT	4713	IT16	5325
SP520					ITV20TT	4719	ITV20	5339
SP522					ITV20TT	4719	ITV20	5339
SP527					ITV20TT	4719	ITV20	5339
SP530			PTV16TT	4513	ITV16TT	4718	ITV16	5338
SP531					ITV20TT	4719	ITV20	5339
SP536			PT20TT	4512	IT20TT	4714	IT20	5326
SP537					ITV20TT	4719	ITV20	5339

TRUST / GREEDY	IRIDIUM POWER		IRIDIUM RACING	
	PART	STOCK	PART	STOCK
RP08ISO			IK01-24	5701
09 ISO			IK01-27	5702
RP09ISO			IK01-27	5702
10 ISO			IK01-31	5703
RP10ISO			IK01-31	5703
RP08			IQ01-24	5707
09			IQ01-27	5708
RP09			IQ01-27	5708
10			IQ01-31	5709
RP10			IQ01-31	5709
RE09			IRE01-27	5719
RE9			IRE01-27	5719
RE10			IRE01-31	5720
RE11			IRE01-34	5722
IT06ISO	IK20	5304		
07 ISO	IK22	5310		
IT07ISO	IK22	5310		
08 ISO	IK24	5311		
IT08ISO	IK24	5311		
IT09ISO	IK27	5312		
IT06JIS	IQ20	5302		
07	IQ22	5313		
IT07JIS	IQ22	5313		
08	IQ24	5314		
IT08JIS	IQ24	5314		
IT09JIS	IQ27	5315		

HKS	IRIDIUM POWER		IRIDIUM RACING	
	PART	STOCK	PART	STOCK
R45			IQ01-27	5708
R45i			IK01-27	5702
R45RE			IRE01-27	5719
R50			IQ01-31	5709
R50i			IK01-31	5703
R50RE			IRE01-31	5720
R525RE			IRE01-32	5721
R55			IQ01-34	5743
R55i			IK01-34	5742
R55RE			IRE01-34	5722
S30i	IK20	5304		
S35i	IK22	5310		
S40i	IK24	5311		
S45i	IK27	5312		
S50i	IK31	5321		
S55i	IK34	5322		
S35iL	IKH22	5345		
S30	IQ20	5302		
S35	IQ22	5313		
S40	IQ24	5314		
S45	IQ27	5315		
S50	IQ31	5323		
S55	IQ34	5324		
S35G	IW22	5307		
S40G	IW24	5316		
S45G	IW27	5317		
S40X	IXU24	5309		
S45X	IXU27	5337		

New Part Numbers

SPARK PLUGS		
New Part Number	Stock Number	Description
DXE22HCR11S	3500	Iridium Long Life
FK16R11	3440	Iridium Long Life
FXU22HR11	3495	Iridium Long Life
FXU22HR8	3496	Iridium Long Life
IXUH20I	5354	Iridium Power
K16PSR-B8	3437	Iridium Long Life
PK20GR8	3326	Double Platinum
SC16HR11	3499	Iridium Long Life
SK20BGR11	3472	Iridium Long Life
SK20BR11	3471	Iridium Long Life
SK20R8	3416	Iridium Long Life
SVK20RZ11	3449	Iridium Long Life
SXE24HCR8S	3502	Iridium Long Life
VK22PRZ11	5629	Iridium Long Life
VK24PRZ11	5616	Iridium Long Life
VKJ20RZ-M11	5633	Iridium Long Life
ZT20EPR11	5087	Iridium Long Life
ZXU22HCR8	3501	Iridium Long Life

DENSO



Check out the entire family of DENSO products for the aftermarket.

Alternators • Cabin Air Filters • Compressors • Condensers • Direct Ignition Coils (COP) • Evaporators
Air Filters • Oil Filters • Fuel Injectors • Fuel Pumps • Ignition Wire Sets • Mass Air Flow Sensors
Oxygen & Air/Fuel Sensors • Radiators • Relays • Spark Plugs • Starters • Wiper Blades
Engine Management Systems • Tire Pressure Monitor Systems

