


Dynacorn

International LLC
The muscle car people



2019
FORD®
BRONCO™ & TRUCK

Ford® Truck & Bronco® Index

Index

A

Accelerator Pedal Assembly: 18
Air Vent Assembly: 18
“A” Pillars: 10, 11

B

Battery Charger/Maintainer: 22
Battery Monitor: 22
Battery Trays & Hold Downs: 1
Bed Floor Molding: 16
Bed Stake Corners: 14
Blower Motor/Fan Assembly: 1
Body Molding: 16
Brake/Clutch Pedal Assembly: 18
Bumpers: 1

C

Carpet: 21
Cowl Panels: 4

D

Dash Panel: 4
Decals, Sill Plate: 25
Door Accessories: 13
Door Glass Run Channel: 12
Door Inner Panel: 10, 11
Door Post ‘B’ Pillars: 10, 11
Door Handles & Cranks: 13
Door Hinges & Latches: 10, 11
Doors & Hardware: 10, 11
Door Shell: 10, 11
Door Skins: 10, 11
Door Striker: 10
Door Striker Set: 11
Door Window Crank: 13
Door Window Frames: 12
Door Window Guide: 12

E

Engine Compartment: 1

F

Fender Flare Kit: 14
Fender, Front Inner: 2
Fenders (Bronco): 2
Fenders (Truck): 25
Fender Aprons: 2
Firewall/Cowl Assy.: 3
Floor Pan Brace: 5, 6

Floor Pans & Components: 5, 6
Floor Pan Support Braces: 5, 6
Front Fender Molding: 16
Fuel Sending Unit: 15
Fuel Tank: 15
Fuel Tank Straps: 15

G

Grilles & Molding: 15, 25

H

Half-Cab Panels: 7
Heater Box: 18
Heater Intake Plenum: 18
Heating/Cooling: 18
Hoods & Latches: 3
Hood Adjuster Bumpers: 3
Horns: 22

I

Ignition Lock: 26
Inner Fenders, Inner: 2
Interior Pieces: 16, 17

L

Locks: 26

M

Mirror, Interior: 18
Mirrors, Exterior: 18

P

Parking Brake Assembly: 18
Parking Brake Cable: 18
Pedal & Shifter: 18

Q

Quarter/Bed Panel: 13
Quarter Fender Flare Kit: 14
Quarter Panels: 13, 14

R

Radiator Support: 1
Radios: 23, 24
Rear Seat Arm Rest: 19
Rocker Panel Moldings: 16
Rocker Panels: 7
Roof Headliner Bow Trim: 17
Roof Panels & Braces: 8
Roof Support Bow: 9
Roof Surround Drip Molding: 17

S

Seat Belts: 20
Seat Frames & Springs: 19
Seat Side Molding: 19
Seat Track Assembly: 17, 19
Sill Trim: 16, 17

T

TailGate: 8
Tail Gate Handle: 8
Tailgate Seal Retainer: 16
Tailgate Trim: 16
Tail Lamp Panels: 14
Tank Filler Guard: 14

V

Vent Window Assemblies: 12
Vent Window Handles: 13

W

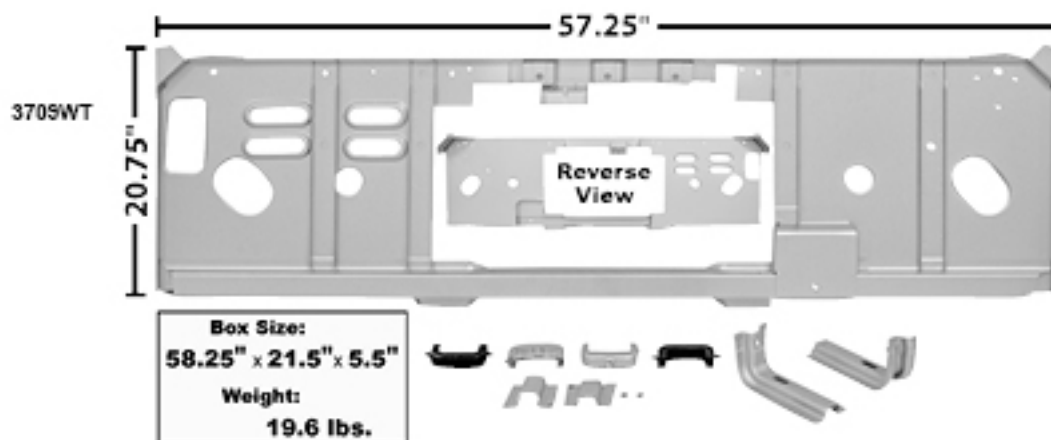
Wheelhouses: 14
Wheel Opening Moldings (Truck): 26
Window Frames: 9
Window Molding: 17
Window Panel: 9
Window Rollers & Clips: 13
Windshield Frame Hinge: 9
Windshield Molding Kit: 17
Windshield Mount Cowl: 4
Windshield Wiper Motor: 1
Windshield Wiper Transmission Arm: 4

Ford Oval and Mustang
are registered trademarks
owned by Ford Motor
Company.





3700	1966-77	Front or Rear Bumper, Chrome
3701	1966-77	Front or Rear Bumper, Painted

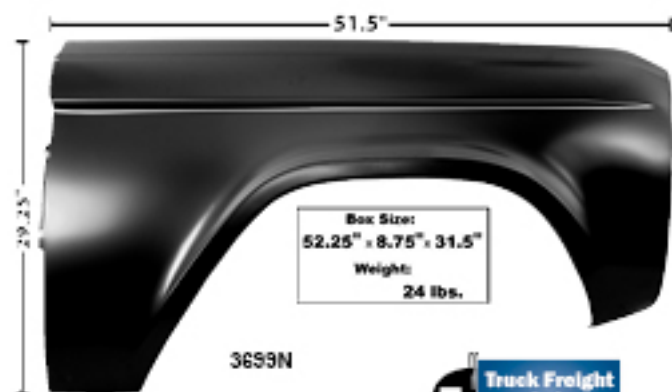


3709WT	1966-77	Radiator Support, Weld Through Primer
--------	---------	---------------------------------------



M3537A	1966-77	Battery "J" Bolt Kit
M3537	1966-69	Battery Hold-Down
3704	1966-77	Battery Tray Bottom
M33884	1966-71	Blower Motor/Fan Assembly
M33889	1969-77	Windshield Wiper Motor

Fenders



Box Size:
52.25" x 8.75" x 31.5"
Weight:
24 lbs.

3699N



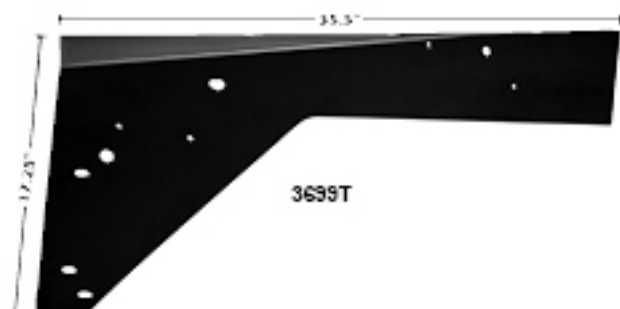
Box Size:
10.5" x 8.25" x 4"
Weight:
4.5 lbs.



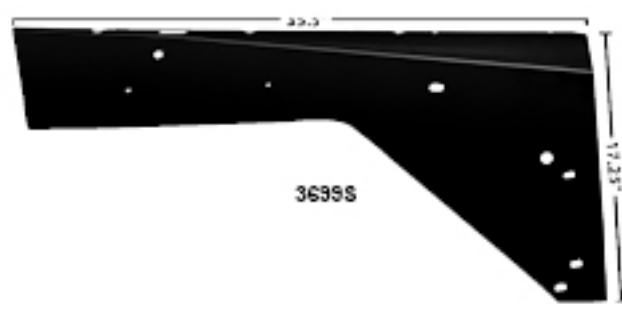
3709AWT

3699N	1966-77	Front Fender, RH	<i>New Tooling!</i>
3699P	1966-77	Front Fender, LH	
3709AWT	1966-77	Fender-to-Radiator Braces, Weld Through Primer, 3 pcs.	

Fender Aprons



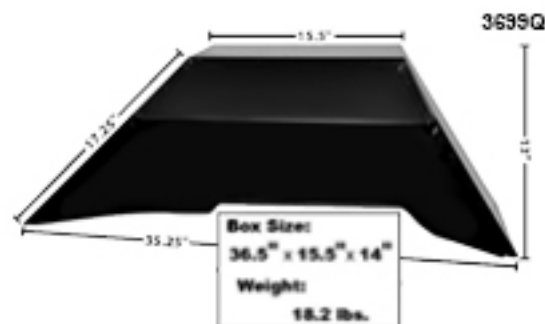
3699T



3699S

3699S	1966-77	Fender Apron, RH
3699T	1966-77	Fender Apron, LH

Fr. Inner Fenders



3699Q

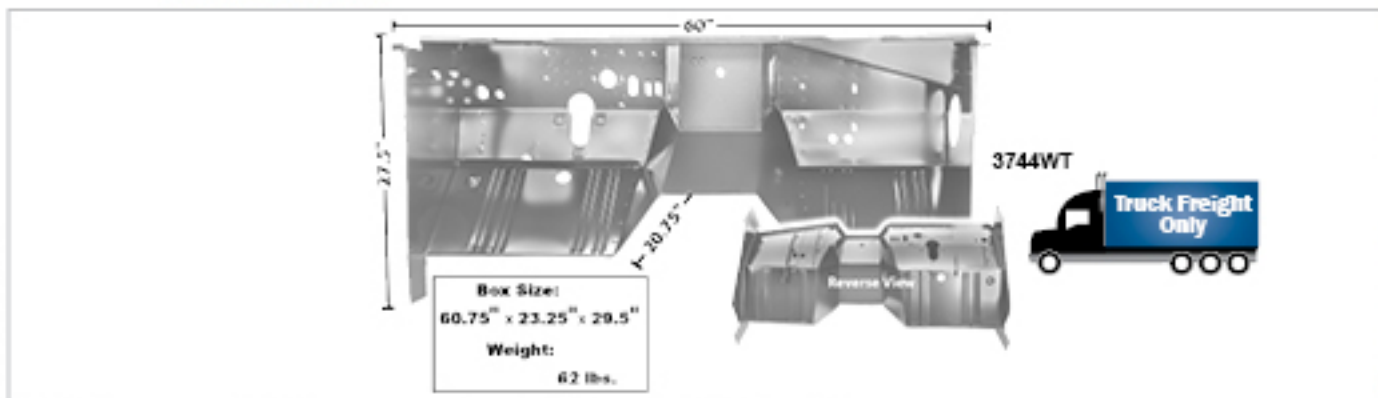
Box Size:
36.5" x 15.5" x 14"
Weight:
18.2 lbs.




3699R

3699Q	1966-77	Front Inner Fender, Weld Through Primer, RH
3699R	1966-77	Front Inner Fender, Weld Through Primer, LH

Muscle Car Parts & Molding • Muscle Car Parts & Molding • Muscle Car Parts & Molding



3744WT 1966-77 Firewall/Cowl Assembly, Weld Through Primer

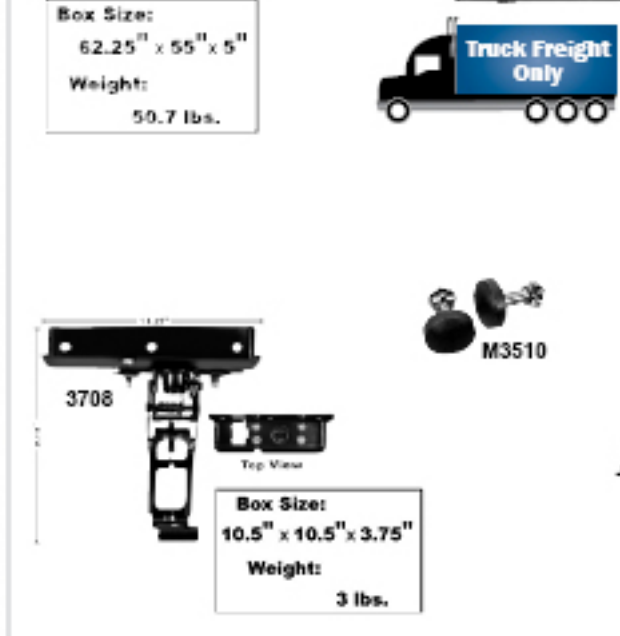


Box Size:
62.25" x 55" x 5"

Weight:
50.7 lbs.

Box Size:
62.5" x 55" x 4.5"

Weight:
53 lbs.



3750	1966-77	Hood
3751	1966-69	Hood with Windshield Hook Holes
3750NV	1966-69	Custom Hood, without vent holes or window hook holes
3708	1966-77	Hood Latch Support
M3510	1968-77	Hood Adjuster Bumpers (on radiator)

Cowl Panels





3738



3739

3738	1966-77	Cowl Side Panel, RH
3739	1966-77	Cowl Side Panel, LH

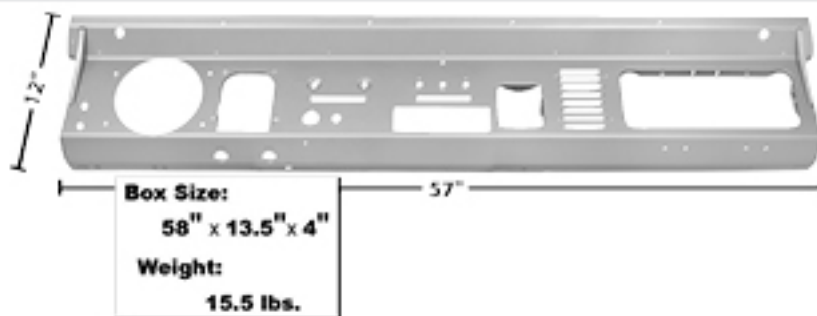


3734WT	1966-67	Lower Cowl Panel, Weld Through Primer
3732WT	1966-77	Windshield Mount Cowl, Weld Through Primer
3735WT	1968-77	Lower Cowl Panel, Weld Through Primer, modify to fit 66-67
3730A	1966-77	Cowl Extension Plate Set, 4 Pieces

Wiper Arm



3733	1969-77	Windshield Wiper Transmission Arm
------	---------	-----------------------------------




3724	1968-77	Dash Panel Assembly, Weld Through Primer
------	---------	--

Dash Panel

Muscle Car Parts & Molding • Muscle Car Parts & Molding • Muscle Car Parts & Molding

Muscle Car Parts & Molding • Muscle Car Parts & Molding • Muscle Car Parts & Molding




3741WT




Reverse View

Box Size:
59.25" x 46" x 15.5"
Weight:
97 lbs.



3743WT



Reverse View

Box Size:
59.5" x 50" x 15"
Weight:
97 lbs.



3746D

Box Size:
6" x 2.75" x 9"
Weight:
1 lbs.



3745A



3746A



3745B

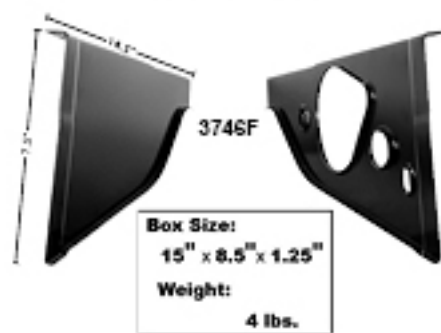



3746B

Floor Pans & Components continued next page...


3741WT	1966-67	Front Floor Pan, Weld-Through Primer
3743WT	1968-77	Front Floor Pan, Weld-Through Primer
3745A	1966-67	Floor Pan Brace, Front
3745B	1966-67	Floor Pan Brace, Center
3746D	1966-77	Floor Pan Support Braces, Front, Pair
3746A	1968-77	Floor Pan Brace, Front
3746B	1968-77	Floor Pan Brace, Center





3740	1966-77	Rear Floor Pan
3742	1966-77	Rear Floor Crossrail
3745CWT	1966-67	Floor Pan Brace, Rear, Weld-Through Primer
3746E	1966-67	Floor Pan Support Braces, Rear
3746CWT	1968-77	Floor Pan Brace, Rear, Weld-Through Primer
3746F	1968-77	Floor Pan Support Braces, Rear

Muscle Car Parts & Molding • Muscle Car Parts & Molding • Muscle Car Parts & Molding



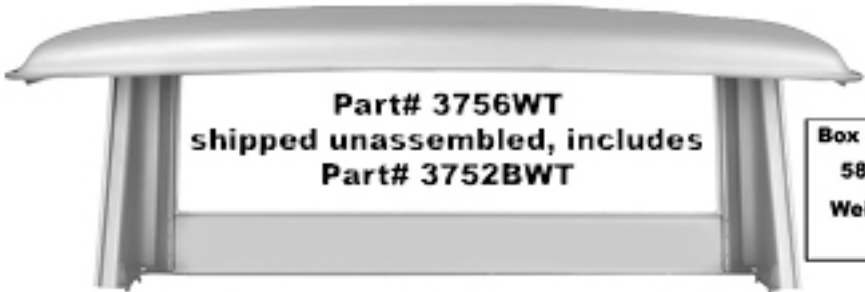
3760WT	1966-77	Outer Rocker Panel, Fits both sides, Weld Through Primer
3760AWT	1966-67	Inner Rocker Panel, RH, Weld Through Primer
3760BWT	1966-67	Inner Rocker Panel, LH, Weld Through Primer
3760CWT	1968-77	Inner Rocker Panel, RH, Weld Through Primer
3760DWT	1968-77	Inner Rocker Panel, LH, Weld Through Primer

Underside View




Part# 3756WT
shipped unassembled, includes
Part# 3752BWT

Box Size:
58.75" x 39" x 5"
Weight:
68 lbs.



3756WT	1966-77	Half-Cab Panel Set, 5 pcs., Weld Through Primer
3752BWT	1966-77	Half-Cab Roof Drip Rail Set, 7 pcs., Weld Through Primer

TailGate



Box Size:
59" x 23" x 4"
Weight:
48 lbs.

3790



Reverse View

3790A



3790B



3791A

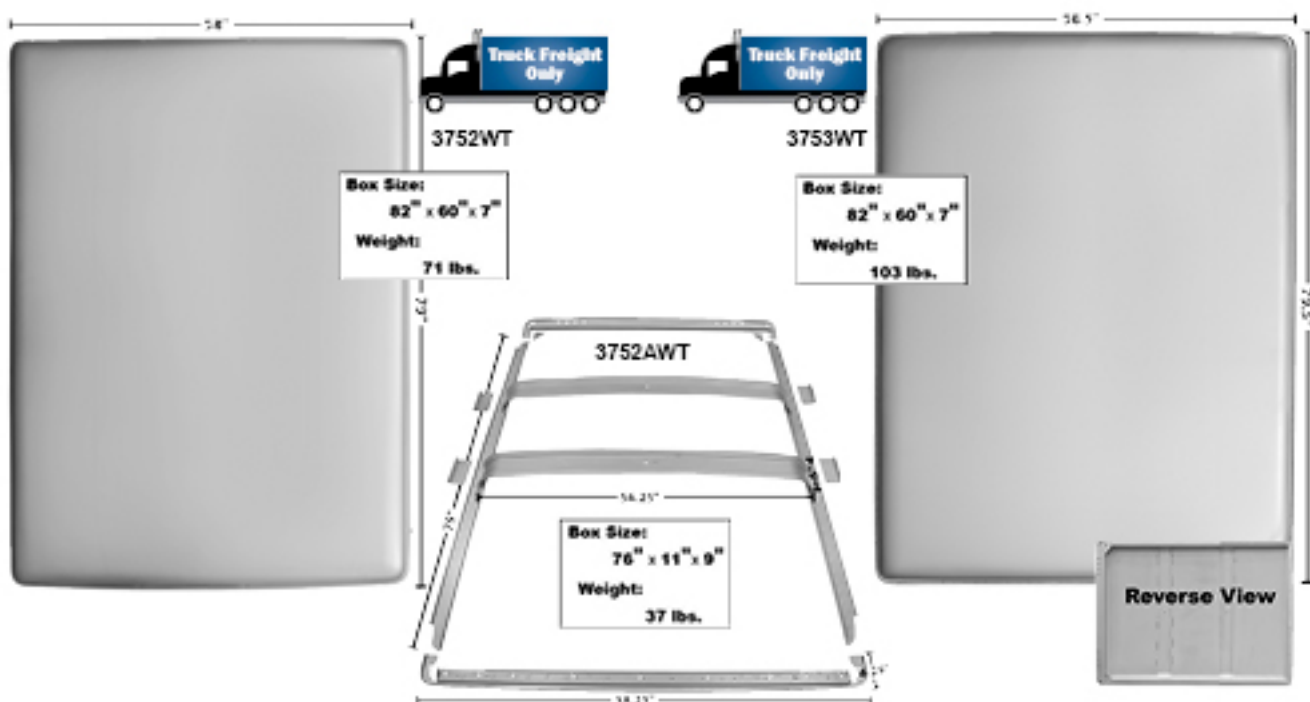
3791AS

3791

3791S

3790A	New	1966-77	Tail Gate Handle
3790B	New	1966-77	Tail Gate Handle Mount
3791		1966-77	Tail Gate, Hinge, Pair, Black
3791S		1966-77	Tail Gate, Hinge, Pair, Stainless
3790		1966-77	Tail Gate, without Logo
3791A		1966-77	Tail Gate, Hinge Trunnions, Pair, Black
3791AS		1966-77	Tail Gate, Supports, Stainless, Pair

Roof Panels & Braces



Box Size:
82" x 60" x 7"
Weight:
71 lbs.

Box Size:
82" x 60" x 7"
Weight:
103 lbs.

Box Size:
76" x 11" x 9"
Weight:
37 lbs.



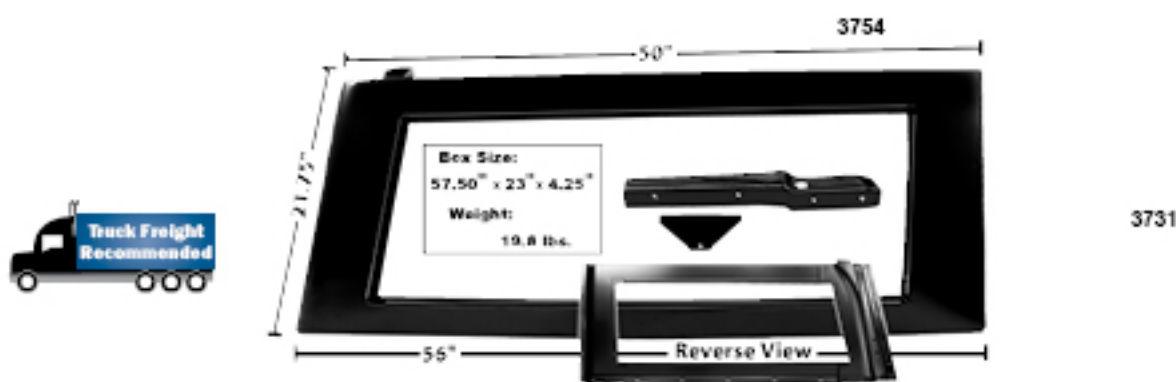
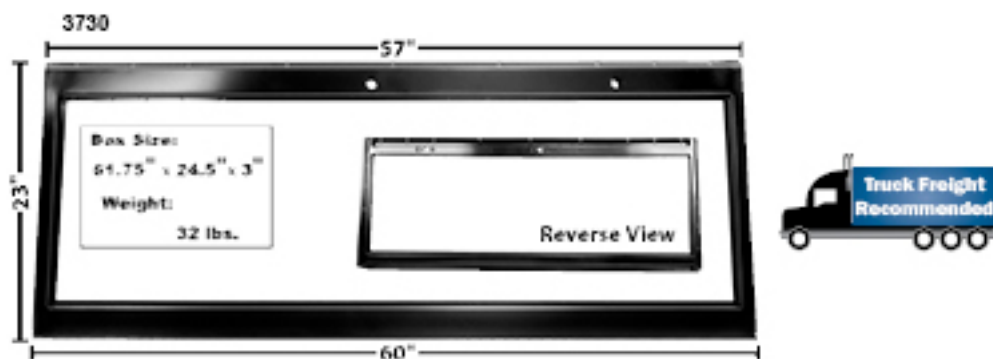
Reverse View

3752WT	1966-77	Roof Panel, Weld Through Primer
3753WT	1966-77	Roof Panel Assembly w/braces, Weld Through Primer
3752AWT	1966-77	Roof Inner Braces, 7pcs., Weld Through Primer

3752C

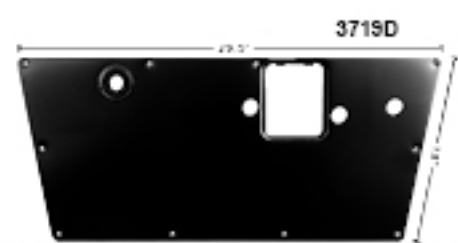


3752C New 1966-77 Roof Support Bow, Full Top




3730	1966-77	Windshield Frame
3731	1966-77	Windshield Frame Hinge
3737	1966-77	Rear Window Frame
3736	1966-77	Rear Window Props, pair.
3754	1966-77	Top Side Window Panel, RH (includes mounting bracket & gasket)
3755	1966-77	Top Side Window Panel, LH (includes mounting bracket & gasket)

1965-67



See pg. B12 for Bolt-In Window Frames...



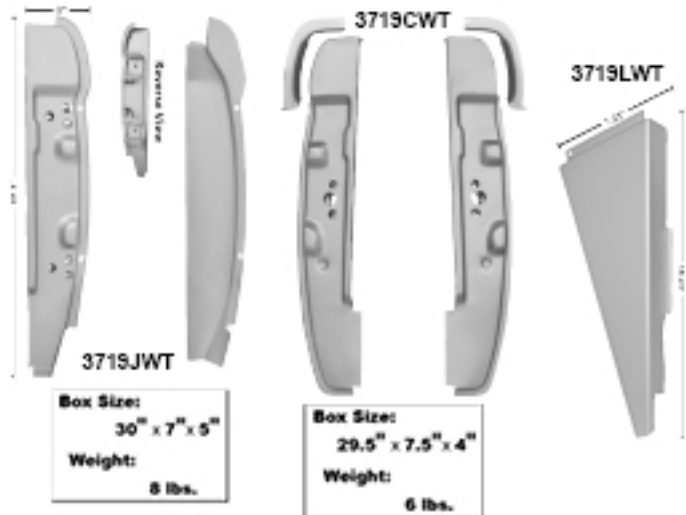
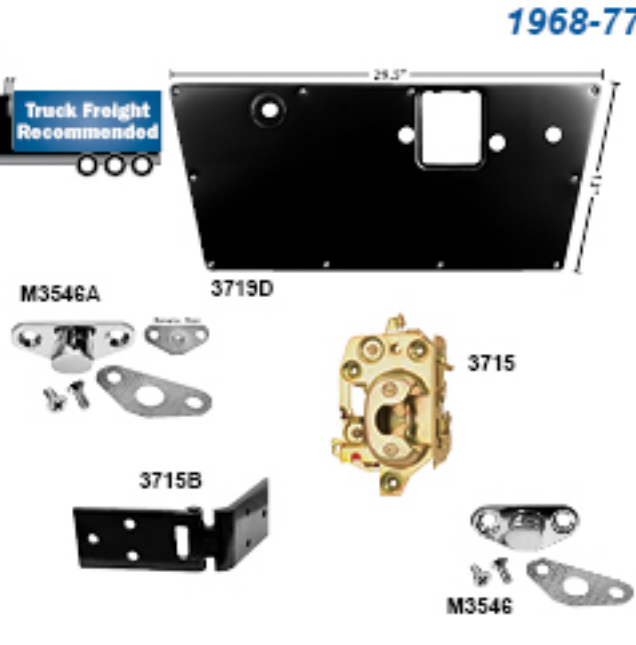
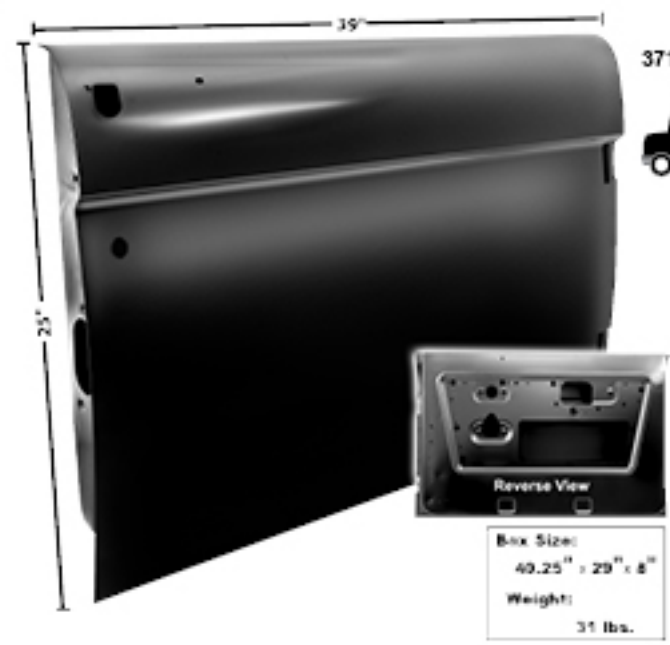
Box Size:
30" x 6" x 3"
Weight:
8 lbs.



See pg. B13 for Door Accessories...

3641NA	1965-66	Door Striker
3710	1966-67	Door Shell, RH
3711	1966-67	Door Shell, LH
3711A	1966	Door Skin, RH
3711B	1966	Door Skin, LH
3719D	1966-77	Door Inner Panel, RH
3719E	1966-77	Door Inner Panel, LH
3715A	1966-77	Door Hinge, RH
3715B	1966-77	Door Hinge, LH
3719FWT	1966-67	*A* Pillar, RH, Weld Through Primer
3719GWT	1966-67	*A* Pillar, LH, Weld Through Primer
3716WT	1966-67	*B* Pillar, RH (Includes latch striker), Weld Through Primer
3717WT	1966-67	*B* Pillar, LH (Includes latch striker), Weld Through Primer
3719LWT	1966-77	*B* Pillar Reinforcement, RH, Weld Through Primer
3719MWT	1966-77	*B* Pillar Reinforcement, LH, Weld Through Primer
M3616G	1966-67	Door Latch, RH
M3616H	1966-67	Door Latch, LH

Muscle Car Parts & Molding • Muscle Car Parts & Molding • Muscle Car Parts & Molding



See pg. B12 for Bolt-In Window Frames...



3718	1968-77	Door Shell, RH
3719	1968-77	Door Shell, LH
3719A	1968-77	Door Skin, RH
3719B	1968-77	Door Skin, LH
3719D	1966-77	Door Inner Panel, RH
3719E	1966-77	Door Inner Panel, LH
3715A	1966-77	Door Hinge, RH
3715B	1966-77	Door Hinge, LH
3719JWT	1968-77	"A" Pillar (2 pcs.), RH, Weld Through Primer
3719KWT	1968-77	"A" Pillar (2 pcs.), LH, Weld Through Primer
3719CWT	1968-77	"B" Pillars (4 pcs.), Weld Through Primer
3719LWT	1966-77	"B" Pillar Reinforcement, RH, Weld Through Primer
3719MWT	1966-77	"B" Pillar Reinforcement, LH, Weld Through Primer
3714	1968-77	Door Latch, RH
3715	1968-77	Door Latch, LH
M3546A	1968-77	Door Striker Set, Stainless
M3546	1968-77	Door Striker Set

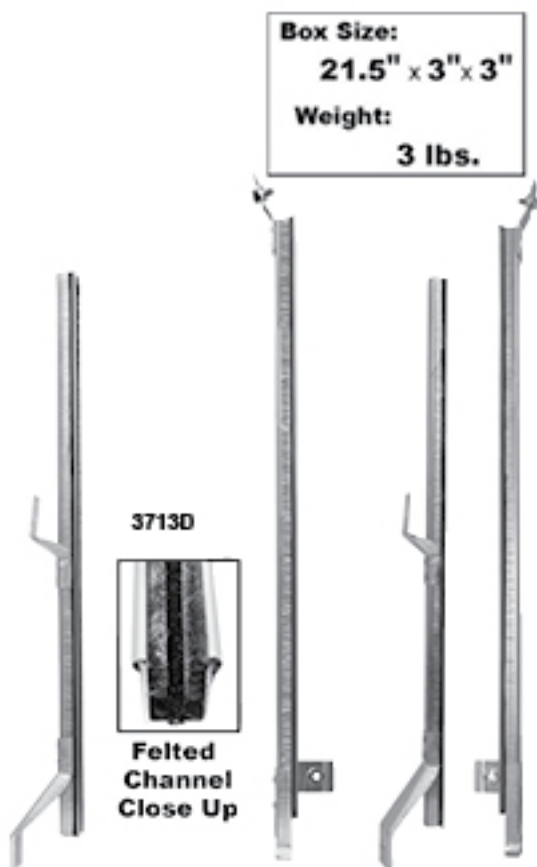
Door Window Frames



Box Size:
37.25" x 31.25" x 2.5"
Weight:
8.4 lbs.



3719X



Box Size:
21.5" x 3" x 3"
Weight:
3 lbs.

3713D

Felted
Channel
Close Up

3719X	1966-77	Door Glass Run Channel, Pair
3712	1966-77	Door Window Frame (Bolt In), RH
3713	1966-77	Door Window Frame (Bolt In), LH
3713D	1966-77	Door Window Guide Set, 4 pcs.

Vent Window Assemblies

Clear Glass



Box Size:
23.5" x 12.5" x .5"
Weight:
6 lbs.

3722



Box Size:
23.5" x 12.5" x .5"
Weight:
6 lbs.

3723

3722	1966-77	Vent Window Assembly, RH
3723	1966-77	Vent Window Assembly, LH



M3692B



M3529C



M3616

(Reuse internal mechanism)

M3692B	1966-77	Window Rollers & Clips, 50 ct. bag
M3529C	1966-67	Vent Window Handles
M3616	1966-67	Exterior Door Handles



M3529D

Box Size:
2.75" x 1.5" x 1.75"
Weight:
.5 lbs.

M3529E

Nylon
Wear Tab
Cover



M3528



M3525A

M3529D	1968-77	Vent Window Handles, without Nylon wear tab
M3529E	1968-77	Vent Window Handles, with Nylon wear tab
M3528	1968-77	Door Window Crank (No knob)
M3525A	1968-77	Window Crank Knob Kit, Black, 3 pcs.
M3525B	1968-77	Window Crank Knob Kit, Clear, 3 pcs.

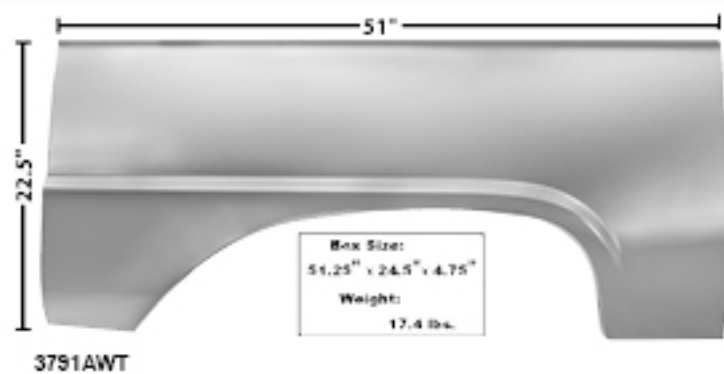


3792



3793

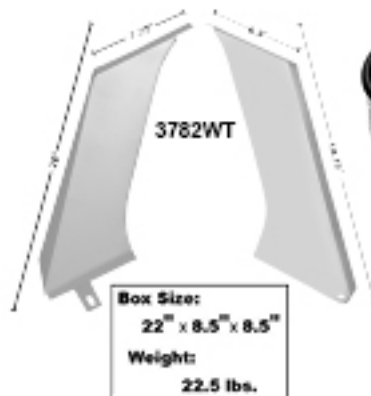
3792	1966-77	Quarter/Bed Panel, RH
3793	1966-77	Quarter/Bed Panel, LH



3791AWT	1966-77	Lower Quarter Panel Skin, RH, Weld Through Primer
3791BWT	1966-77	Lower Quarter Panel Skin, LH, Weld Through Primer
3794	1966-77	Tall Lamp Panel, RH
3795	1966-77	Tall Lamp Panel, LH



3797WT
Box Size:
24.5" x 8.5" x 7"
Weight:
8 lbs.
Shows behind
Part # 3794
Right Hand Tailgate
Corner Panel



Box Size:
22" x 8.5" x 8.5"
Weight:
22.5 lbs.



3797WT	1966-77	Bed Stake Corner, RH, Weld Through Primer	
3798WT	1966-77	Bed Stake Corner, LH, Weld Through Primer	
3782WT	1968-77	Tank Filler Guard	
3796	New	1966-77	Quarter Fender Flare Kit, 2 pcs.
3699W	1966-77	Fender Flare Kit, Front, pair,	
3699WA	1966-77	Front Fender Flare Welting Kit, Does 2 Flares	

Coming Soon!



3780



3780AWT

Box Size:
11.25" x 10.25" x 1.25"
Weight:
4 lbs.

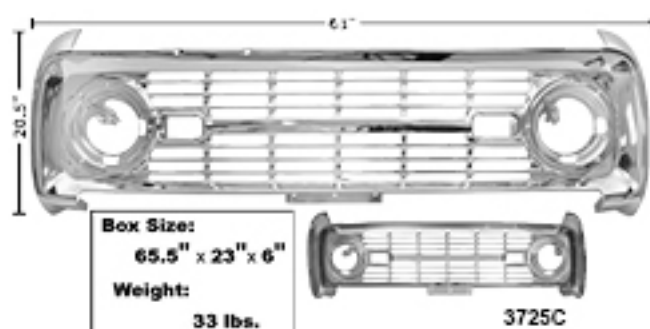
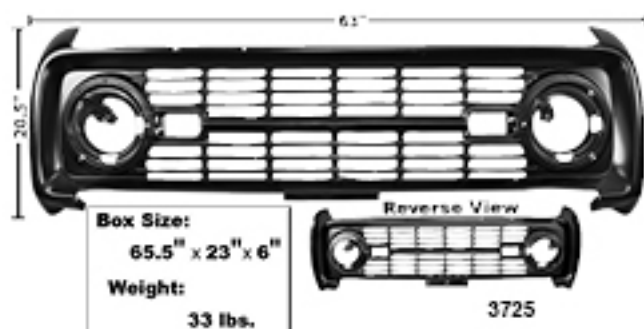


3780	1966-77	Rear Wheelhouse, RH
3781	1966-77	Rear Wheelhouse, LH
3780AWT	1966-77	Wheelhouse Fill Plate, Weld Through Primer, RH
3781AWT	1966-77	Wheelhouse Fill Plate, Weld Through Primer, LH

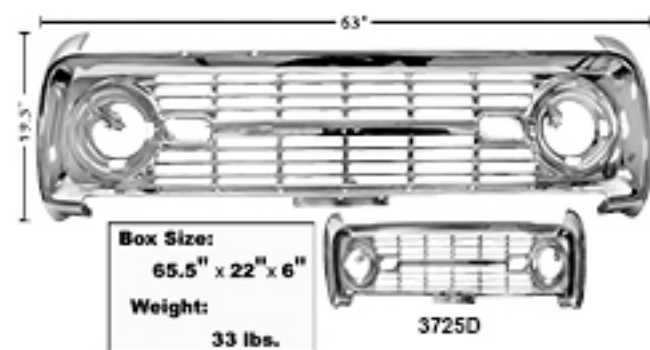
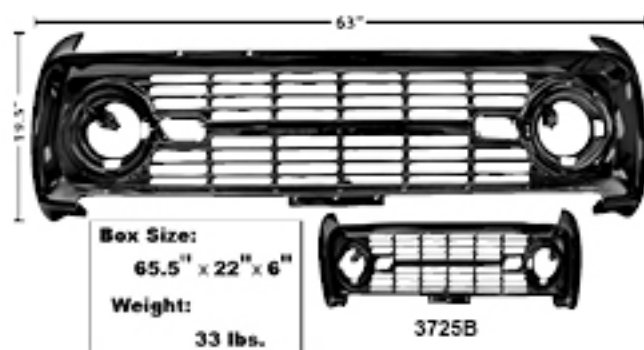
Muscle Car Parts & Molding • Muscle Car Parts & Molding • Muscle Car Parts & Molding



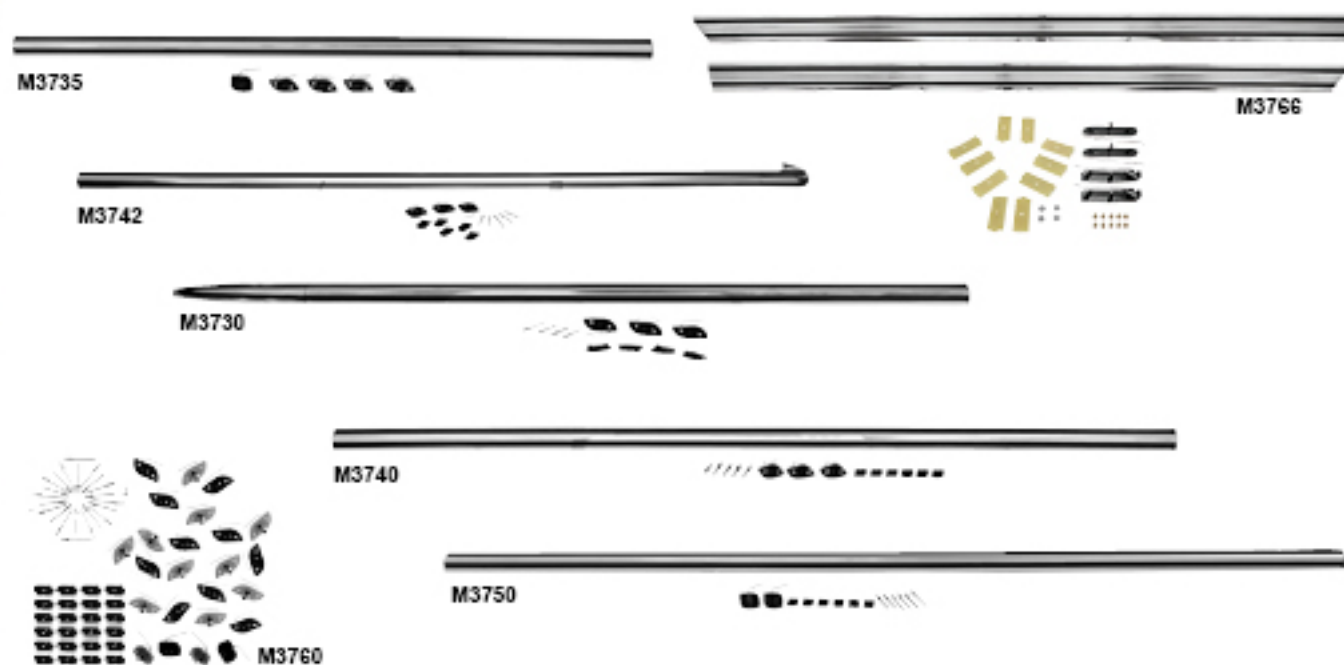
T100	1966-76	Fuel Tank
T90	1966-70	Fuel Sending Unit, w/o Vapor Tube
T91	1970-72	Fuel Sending Unit, w/Vapor Tube
T100A	1966-76	Rear Fuel Tank Straps



3725	1966-68	Grille, w/o logo, Painted
3725C	1966-68	Grille, w/o logo, Chrome



3725B	1969-77	Grille, w/o logo, Painted
3725D	1969-77	Grille, w/o logo, Chrome




M3730	1966-77	Front Fender Molding with Clips
M3735	1966-77	Door Molding with Clips, Fits both sides
M3766	1969-77	Rocker Panel Moldings, Stainless, w/Clips
M3740	1966-77	Rear Quarter Molding with Clips (w/Spare Tire Rack), RH
M3741	1966-77	Rear Quarter Molding with Clips (no Spare Tire Rack), RH
M3742	1966-77	Rear Quarter Molding with Clips, LH
M3750	1966-77	Tailgate Molding with Clips
M3760	1966-77	Molding Clips, 48 pc. set



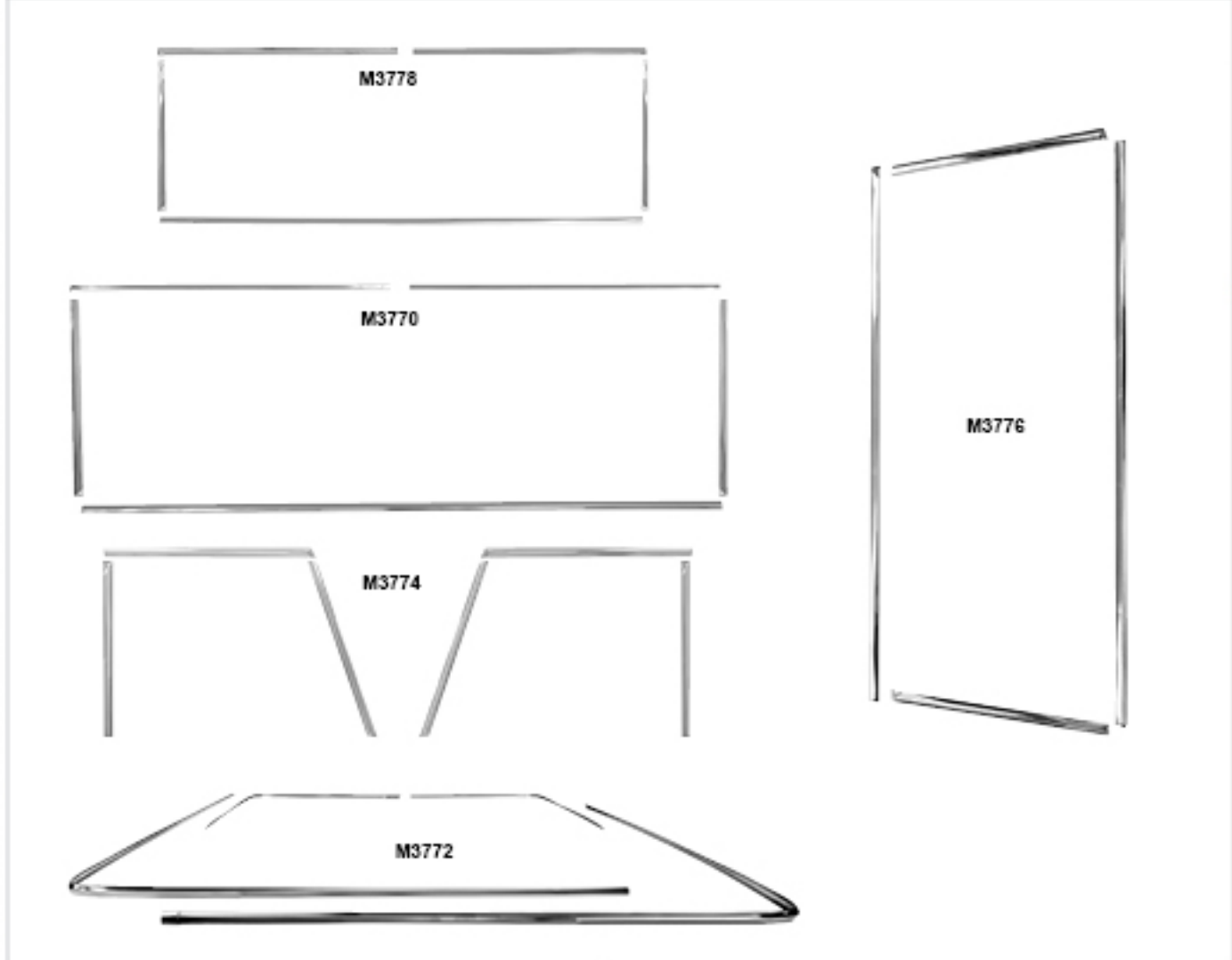
M3765	1966-77	Bed Floor Molding, 2pcs., LH
M3751	1966-77	Tailgate Trim, 3 pcs.
M3752	1966-77	Tailgate Seal Retainer

Muscle Car Parts & Molding • Muscle Car Parts & Molding • Muscle Car Parts & Molding

Window Molding



M3767	New	1966-77	Sill Trim Set, 2 Pcs, with screws, Stainless
M3771		1966-77	Roof Headliner Trim, Stainless Steel




M3770		1966-77	Windshield Molding Kit, 5 pcs.
M3772		1966-77	Roof Surround Drip Molding 4pcs/set
M3774		1966-77	Window Frame Molding Kit, 6 pcs.
M3776		1966-77	Quarter Window Molding RH, 4 pcs.
M3777		1966-77	Quarter Window Molding LH, 4 pcs.
M3778		1966-77	Rear Window Molding Kit

Exterior Mirrors



M3524B	1966	Standard Exterior Mirror
M3524E	1967	Standard Exterior Mirror w/Gaskets
M3524EC	1967	Standard Exterior Mirror w/convex glass & gaskets

Heating/Cooling



3720	1966-77	Heater Box
3726	1966-77	Heater Intake Plenum
3727	1966-77	Fresh Air Vent Assembly

Pedal Assemblies



3770	New	1966-77	Parking Brake Assembly	<i>Coming Soon!</i>
3771		1966-77	Manual Brake Pedal Assembly	
3789		1966-77	Brake/Clutch Pedal Assembly	
3721		1966-77	Parking Brake Cable/Floor Mount	
3788	New	1966-77	Accelerator Pedal Assembly	<i>Coming Soon!</i>

R. View Mirror

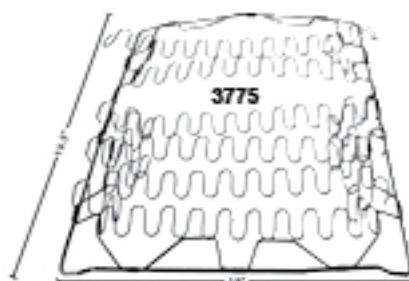


M3522B	1966-67	Rear View Mirror
M3524A	1968-69	Rear View Mirror Mounting Bracket




Box Size:
29" x 23.5" x 13.5"
Weight:
36.5 lbs.

3772



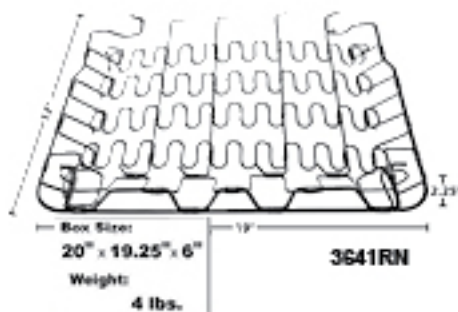
3775

Box Size:
29" x 23.5" x 13.5"
Weight:
36.5 lbs.



3773

Left seat includes track/adjuster assembly.



Box Size:
20" x 19.25" x 6"
Weight:
4 lbs.

3641RN

3772	1966-77	Seat Frame Assembly, RH
3773	1966-77	Seat Frame Assembly, LH
3775	1966-77	Front Seat Back Spring, Fits both sides
3641RN	1966-77	Front Seat Bottom Spring, Fits both sides



3774

Box Size:
17.75" x 6.75" x 5.5"
Weight: 5.5 lbs.



M3639

M3638



3777A

Box Size:
11" x 6.5" x 6"
Weight:
5 lbs.

3777A	1966-77	Rear Seat Arm Rest, pair, Black
3774	1968-77	Seat Track Assembly, Driver's Side Only
M3638	1966	Seat Side Molding RH (Modify for 1967-69)
M3639	1966	Seat Side Molding LH (Modify for 1967-69)



Seat Belts with Push Button:
6 colors to choose from

60 Inch Belts

SBP-BK60	Seat Belt with Push Button	Black
SBP-GR60	Seat Belt with Push Button	Grey
SBP-TAN60	Seat Belt with Push Button	Tan
SBP-NB60	Seat Belt with Push Button	Navy Blue
SBP-RED60	Seat Belt with Push Button	Red
SBP-MAR60	Seat Belt with Push Button	Maroon



74 Inch Belts

SBP-BK74	Seat Belt with Push Button	Black
SBP-GR74	Seat Belt with Push Button	Grey
SBP-TAN74	Seat Belt with Push Button	Tan
SBP-NB74	Seat Belt with Push Button	Navy Blue
SBP-RED74	Seat Belt with Push Button	Red
SBP-MAR74	Seat Belt with Push Button	Maroon



SBR-BK	Retractable 3 Point Seat Belt with Push Button	Black
SBEXT-BK	Seat Belt Extension, 12 In.	Black



Seat Belts with Lift Latch:
10 colors to choose from

60 Inch Belts

SBL-BK60	Seat Belt with Lift Latch	Black
SBL-WT60	Seat Belt with Lift Latch	White
SBL-LG60	Seat Belt with Lift Latch	Light Grey
SBL-DG60	Seat Belt with Lift Latch	Dark Grey
SBL-LT60	Seat Belt with Lift Latch	Light Tan
SBL-DT60	Seat Belt with Lift Latch	Dark Tan
SBL-LB60	Seat Belt with Lift Latch	Light Blue
SBL-DB60	Seat Belt with Lift Latch	Dark Blue
SBL-BR60	Seat Belt with Lift Latch	Bright Red
SBL-DR60	Seat Belt with Lift Latch	Dark Red



74 Inch Belts

SBL-BK74	Seat Belt with Lift Latch	Black
SBL-WT74	Seat Belt with Lift Latch	White
SBL-LG74	Seat Belt with Lift Latch	Light Grey
SBL-DG74	Seat Belt with Lift Latch	Dark Grey
SBL-LT74	Seat Belt with Lift Latch	Light Tan
SBL-DT74	Seat Belt with Lift Latch	Dark Tan
SBL-LB74	Seat Belt with Lift Latch	Light Blue
SBL-DB74	Seat Belt with Lift Latch	Dark Blue
SBL-BR74	Seat Belt with Lift Latch	Bright Red
SBL-DR74	Seat Belt with Lift Latch	Dark Red

SBL-BK60BLK




SBL-BK60BLK	Seat Belt w/Black Wrinkle-Finish Latch	Black
SBL-BK74BLK	Seat Belt w/Black Wrinkle-Finish Latch	Black

See also Accessory Section for more details...

Black 80/20 Loop Carpet



Muscle Car Parts & Molding • Muscle Car Parts & Molding • Muscle Car Parts & Molding





M33900	1966-77	Horn Set with Brackets
AM-BT1		Digital LCD Battery Monitor, 12 Volt Cigarette Lighter Plug
AM-EX1		Battery Charger/Maintainer
AM-EX1-PKG		Battery Charger/Maintainer w/LED, Includes Battery Status Indicator

Muscle Car Parts & Molding • Muscle Car Parts & Molding • Muscle Car Parts & Molding

AM-HERMOSA-B



AM-HERMOSA-C



AM-HERMOSA-B & AM-MERMOSA-C are replacing ZUMA models & Model 1 & 2 radios.

AM-ZUMA-B*



*Discontinued; While supplies last.

Zuma & Model 2 radios replaced by HERMOSA models

AM-ZUMA-C*



AM-HERMOSA-B	1966-77	Radio, "Hermosa B" w/Black Face & Buttons (Use make-specific faceplate & knob kit)
AM-HERMOSA-C	1966-77	Radio, "Hermosa C" w/Chrome Face & Buttons (Use make-specific faceplate & knob kit)
AM-ZUMA-B*	All Makes	Radio, "Zuma B" with Black Face & Knobs (Use make-specific faceplate & knob kit)
AM-ZUMA-C*	All Makes	Radio, "Zuma C" with Chrome Face & Knobs (Use make-specific faceplate & knob kit)

Box Size:
11.5" x 8.75" x 3.25"
Weight:
2.66 lbs.



AM-ZUMA-V*

Box Size:
11.5" x 8.75" x 3.25"
Weight:
2.94 lbs.



AM-MOD2C*

Box Size:
11.5" x 8.75" x 13.25"
Weight:
2.98 lbs.



AM-MOD2V*



AM-RC900

Box Size:
11" x 9" x 3.5"
Weight:
2 lbs.

AM-ZUMA-V*	All Makes	Radio, "Zuma V" w/Chrome Face, Ivory Knobs (Use make-specific faceplate & knob kit)
AM-MOD2B*	All Makes	Radio, "Model 2B" with Black Face (Use make-specific faceplate & knob kit)
AM-MOD2C*	All Makes	Radio, "Model 2C" with Chrome Face (Use make-specific faceplate & knob kit)
AM-MOD2V*	All Makes	Radio, "Model 2V" with Ivory Knobs (Use make-specific faceplate & knob kit)
AM-RC900	All Makes	Radio, Model RC900C, Basic Unit, no remote (Use make-specific faceplate & knob kit)

Ford and other markings are registered trademarks owned by Ford Motor



ML01



ML02



ML01	1966-67	"Ford" Door Sill Decal, Black
ML02	1968-77	"Ford" Door Sill Decal, Blue

M3720



M3721



M3720	1980-86	Upper Grille Molding, Truck
M3721	1980-86	Lower Grille Molding, Truck



3699L	1967-72	Front Fender, RH Truck
3699M	1967-72	Front Fender, LH Truck

Truck Wheel Opening Moldings



M3700



M3702

M3700	1973-79	Wheel Opening Molding, Front RH	Truck
M3701	1973-79	Wheel Opening Molding, Front LH	Truck
M3702	1973-79	Wheel Opening Molding, Rear RH	Truck
M3703	1973-79	Wheel Opening Molding, Rear LH	Truck



M3704



M3706

M3704	1980-86	Wheel Opening Molding, Front RH, Truck
M3705	1980-86	Wheel Opening Molding, Front LH, Truck
M3706	1980-86	Wheel Opening Molding, Rear RH, Truck
M3707	1980-86	Wheel Opening Molding, Rear LH, Truck



M3708



M3710

M3708	1987-96	Wheel Opening Molding, Front RH, Truck
M3709	1987-96	Wheel Opening Molding, Front LH, Truck
M3710	1987-96	Wheel Opening Molding, Rear RH, Truck
M3711	1987-96	Wheel Opening Molding, Rear LH, Truck

Locks



CL-1401



CL-1402



CL-4877



CL-1555



CL-300



CL-1550

CL-1401	1966-77	Ignition Lock Set, Small Head Keys
CL-1402	1978-79	Ignition Lock Set, Large Head Keys
CL-4877	1966-77	Ignition & Door Lock Set, Standard Ford®
CL-1555	1966-77	Ignition & Door Lock Set, Large Head Keys
CL-300	1966-77	Door Locks, Small Logo Head Keys
CL-1550	1966-77	Door Locks, Large Head Keys