

EASTERN™ CATALYTIC

World Class Catalytic Converters

2015 *California CARB Compliant Catalytic Converters*



DIRECT-FIT

UNIVERSAL

**HIGH
PERFORMANCE**

DIESEL



Table of Contents

VIN Chart

Vehicle emissions label information

30 years of innovation

The fuel, engine, and exhaust systems

OBD II Oxygen sensor locator

Single/Dual Configurations

Converter basics

Diagnosing converter failure

Causes of converter failure

Eastern Catalytic Limited Warranty

Eastern Catalytic Limited Warranty Sample Form

Safety Statement / Installation Instructions

PRE-OBDII Applications Index

PRE-OBDII Applications

OBDII Applications Index

OBDII Applications

Buyer's Guide



Bringing you more ways to help grow your exhaust business...

Global Leader in Catalytic Converters

Eastern has been in business for over 36 years and was one of the original manufacturers in the aftermarket catalytic converter industry. We pride ourselves on our direct-fit catalytic converter coverage, the highest and fastest order fill rate in the industry, daily drop shipping,

vehicle-tested OE fit, and emission control catalyysts that use actual OEM washcoats from the largest catalyst manufacturer in the world. At Eastern, all we do is manufacture and sell converters. That's what makes us the best converter manufacturer in the business.


Quality

World-class quality has earned Eastern Catalytic Converters certification in over 58 countries around the globe. Continual improvements in our design, production, and product delivery systems have made Eastern the smart choice in catalytic converters.




Coverage

Eastern's coverage for cars, light trucks, SUVs, and vans is the best in the industry. Our Direct-fit line now includes over 2,200 part numbers with coverage for over 100,000 applications. Our Universal line has over 800 SKUs in configurations to fit over 95% of the registered vehicles in U.S. and Canada.



Value

Compare Eastern's value to the competition. Our flexible, and efficient manufacturing facilities, in the US, Canada, Mexico, and the UK make our converter lines highly competitive. And, with Eastern, you're assured of quality and performance that meets or exceeds OEM specs.



Technology

We actively work to keep Eastern at the leading edge of converter technology. Our proprietary NANO technology chemistry yields highly efficient loadings for lower cost and better converter efficiency. Our continuing investments in the latest manufacturing equipment help us maintain industry-leading efficiency and productivity, to keep our prices competitive and our build-quality the best in the business.



V.I.N. Chart

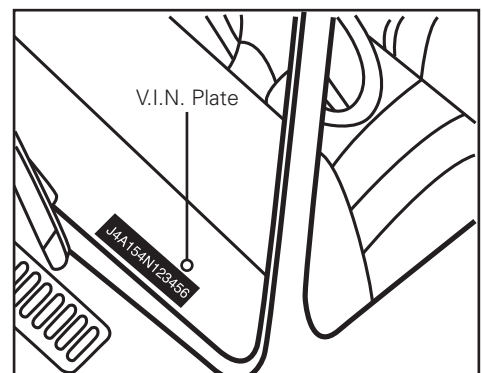
Make	Year	Model Year	Engine Size
Acura	86-09	10th Digit	4-6th Digits
Acura Truck	96-09	10th Digit	8th Digit
AMC	81-88	10th Digit	4th Digit
	75-80	2nd Digit	7th Digit
Audi	81-09	10th Digit	5th Digit
BMW	81-08	10th Digit	4-7th Digits
Buick	81-09	10th Digit	8th Digit
	75-80	10th Digit	5th Digit
Cadillac	81-09	6th Digit	5th Digit
Chevrolet	81-09	10th Digit	8th Digit
	75-85	10th Digit	5th Digit
Chevrolet Truck	81-09	10th Digit	8th Digit
	75-80	6th Digit	3rd Digit
Chrysler	81-09	10th Digit	8th Digit
	75-80	6th Digit	5th Digit
Daewoo	99-02	10th Digit	8th Digit
Daihatsu	88-92	10th Digit	8th Digit
Dodge	81-09	10th Digit	8th Digit
	75-80	6th Digit	5th Digit
Dodge Truck	81-09	10th Digit	8th Digit
	75-80	6th Digit	5th Digit
Eagle	88-98	10th Digit	8th Digit
Ford	81-09	10th Digit	8th Digit
	75-80	6th Digit	5th Digit
Ford Truck	81-09	10th Digit	8th Digit
	75-80	6th Digit	4th Digit
Geo	89-97	10th Digit	8th Digit
GMC Truck	81-09	10th Digit	8th Digit
	75-80	6th Digit	3rd Digit
Honda	80-09	6th Digit	4-6th Digits
Honda Truck	94-09	10th Digit	4-6th Digits
Hyundai	86-09	10th Digit	8th Digit
Infiniti	90-09	10th Digit	4th Digit
Isuzu	81-09	10th Digit	8th Digit
Jaguar	81-09	10th Digit	7th Digit
	89-09	10th Digit	8th Digit
	81-88	10th Digit	6th Digit
	75-80	6th Digit	7th Digit
	94-09	10th Digit	8th Digit
Lexus	90-09	10th Digit	5th Digit
Lincoln	81-09	10th Digit	8th Digit
	75-80	1st Digit	5th Digit
Mazda	81-09	4th Digit	4-8th Digits
Mercedes Benz	81-09	10th Digit	4-7th Digits

Make	Year	Model Year	Engine Size
Mercury	81-09	10th Digit	8th Digit
Merkur	85-90	10th Digit	8th Digit
Mitsubishi	81-09	10th Digit	8th Digit
Nissan	81-09	6th Digit	4th Digit
Nissan Truck	81-09	10th Digit	4th Digit
Oldsmobile	81-04	10th Digit	8th Digit
	75-80	6th Digit	8th Digit
Plymouth	81-01	10th Digit	8th Digit
	75-80	6th Digit	5th Digit
Plymouth Truck	81-05	10th Digit	10th Digit
	75-80	6th Digit	5th Digit
Pontiac	81-09	10th Digit	8th Digit
	75-80	6th Digit	5th Digit
Porsche	81-09	10th Digit	5th Digit
Range Rover	87-09	10th Digit	7th Digit
Saab	84-08	10th Digit	8th Digit
	81-83	10th Digit	7th Digit
Saturn	91-09	10th Digit	8th Digit
Sterling	87-91	10th Digit	8th Digit
Subaru	81-09	10th Digit	6th Digit
Suzuki	86-09	10th Digit	6th Digit
Toyota	81-09	10th Digit	4th Digit
Toyota Truck	81-09	10th Digit	4th Digit
Volkswagen	81-09	10th Digit	5th Digit
Volvo	81-09	10th Digit	6-7th Digit
	75-80	8th Digit	6-7th Digit
Yugo	86-92	10th Digit	7th Digit

Use This Chart To Determine Model Year

2009 = 9	1997 = V	1985 = F
2008 = 8	1996 = T	1984 = E
2007 = 7	1995 = S	1983 = D
2006 = 6	1994 = R	1982 = C
2005 = 5	1993 = P	1981 = B
2004 = 4	1992 = N	1980 = A or O
2003 = 3	1991 = M	1979 = 9 or M
2002 = 2	1990 = L	1978 = 8 or L
2001 = 1	1989 = K	1977 = 7 or H
2000 = Y	1988 = J	1976 = 6 or E
1999 = X	1987 = H	1975 = 5
1998 = W	1986 = G	

V.I.N. Plate is usually located inside the lower left side of windshield



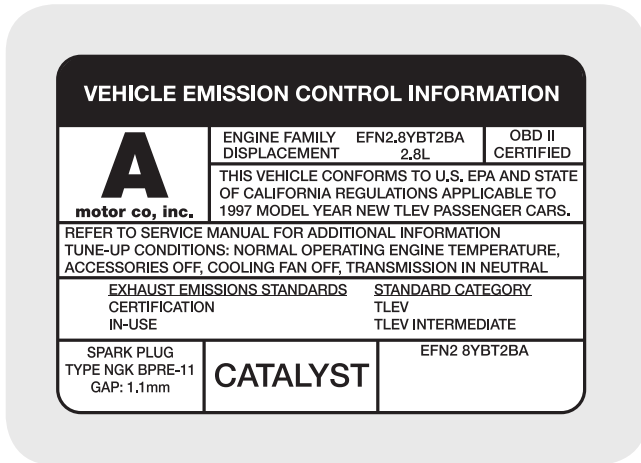
Vehicle emissions label information

Proper identification of a California emission system.

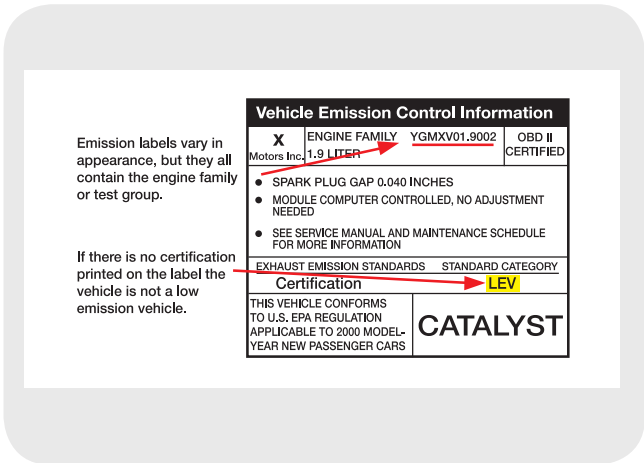
IMPORTANT NOTE: Before servicing any vehicle's catalytic converter, you must determine whether the vehicle was manufactured to CARB or Federal (EPA) specifications.

All converters in this catalog are legal for sale and use in California and other states that have implemented CARB regulations.

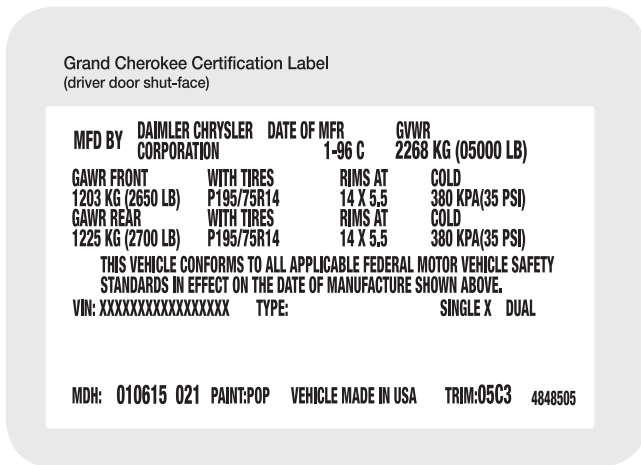
CARB vehicles can have exhaust system components that may be different from Federal (EPA) vehicles.



Typical label showing a CARB system



Typical label showing a L.E.V. System (Low Emissions Vehicle)



Typical label showing a Federal (EPA) system



Common vehicle emissions label locations are:

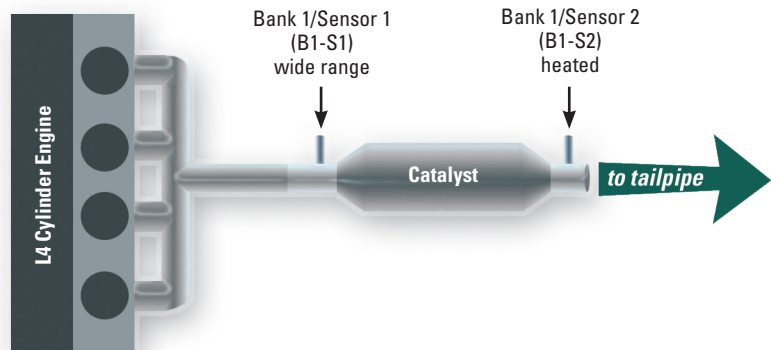
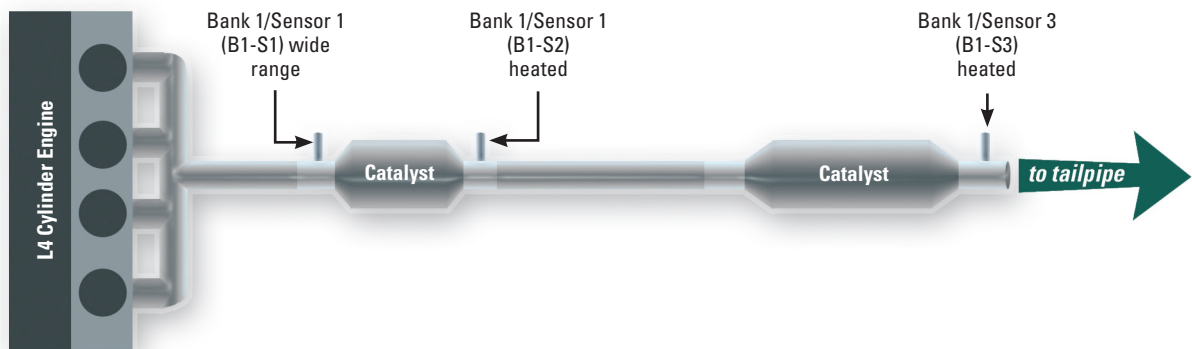
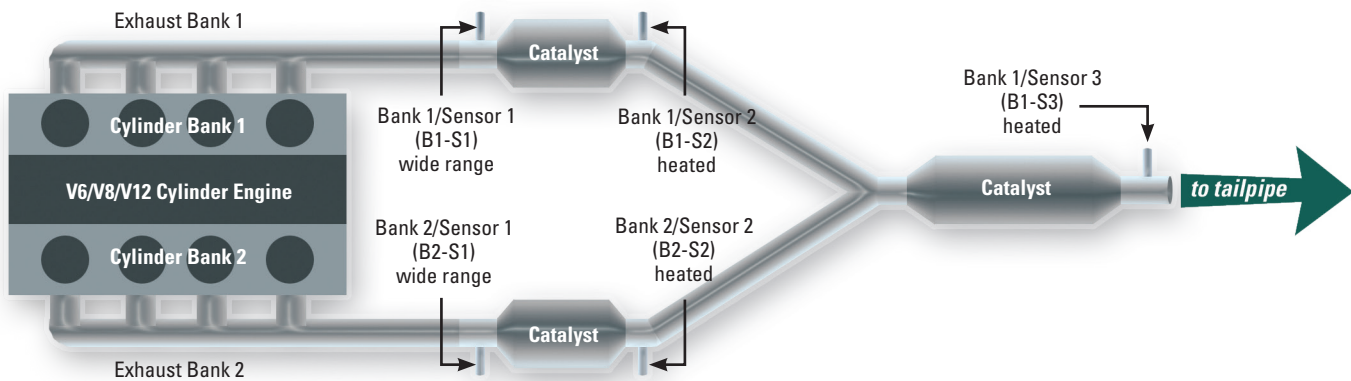
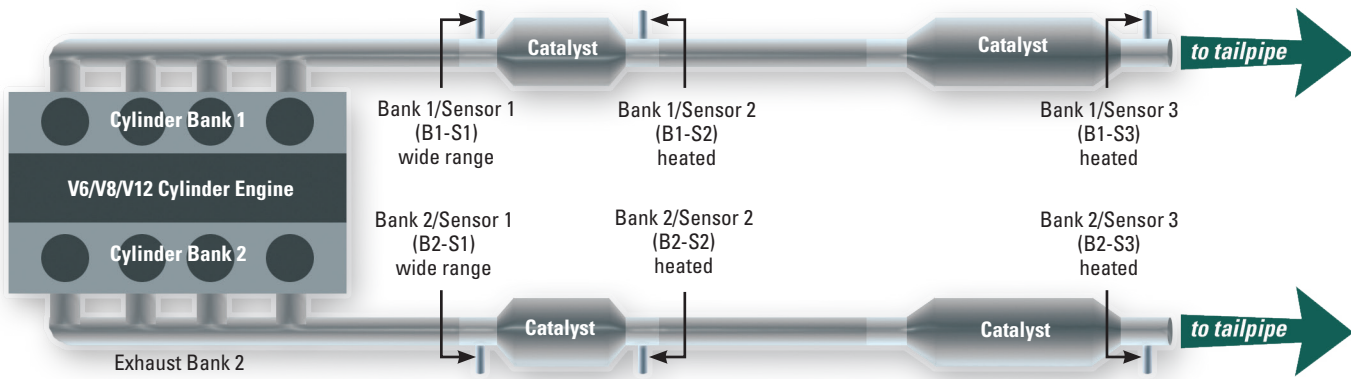
- 1) On the front radiator support
- 2) On the strut tower plate
- 3) Under the engine hood

We've got 36 years of innovation.

100% of our research and development efforts goes into making the finest aftermarket and original equipment catalytic converters on the market. All of our converter washcoats come from the largest catalyst manufacturer in the world, ensuring maximum performance and the highest conversion of vehicle emissions of any catalytic converters available.



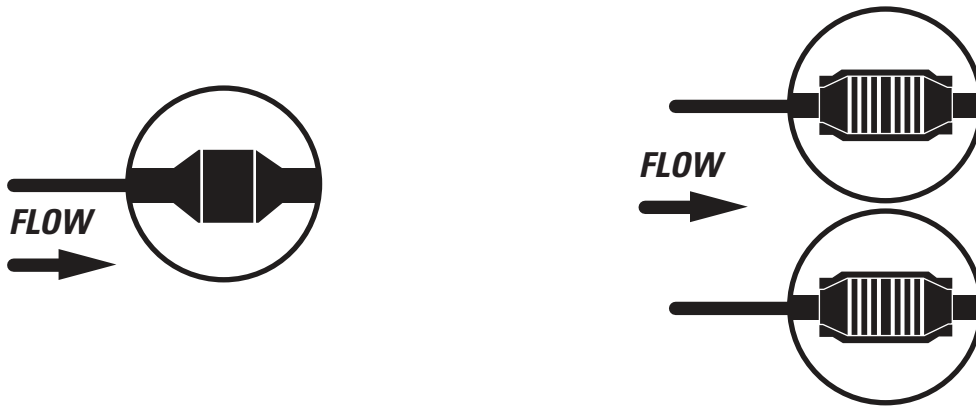
OBD II Oxygen sensor locator



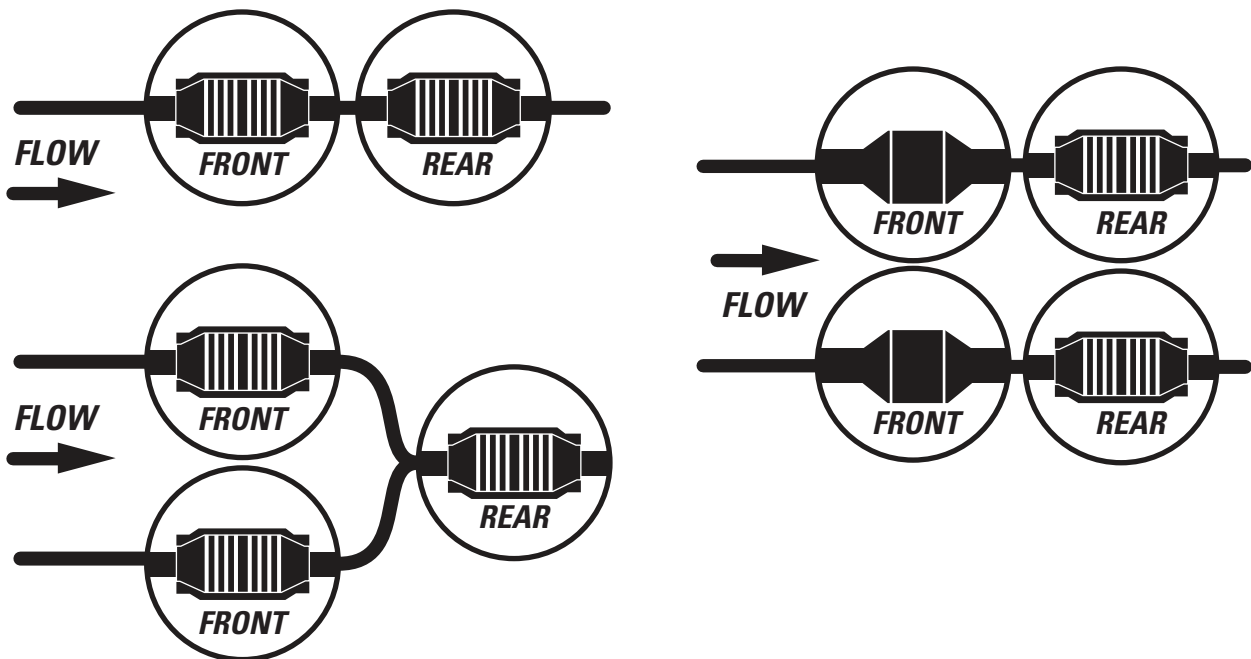
Remember: Fix the problem that caused the original converter to fail.

Single/Dual Configurations

PC1 (Passenger Car Single Configuration) / T1 (Truck Single Configuration)



PC2 (Passenger Car Dual Configuration) / T2 (Truck Dual Configuration)



Remember: Fix the problem that caused the original converter to fail.



Before installing a new converter:

Most catalytic converters fail due to engine related problems. Replacing the catalytic converter without diagnosing and repairing the cause of the failure may lead to another ruined converter.

A catalytic converter is designed to last the life of the vehicle. When malfunction in the catalytic converter is indicated, it is almost always the result of some other problem.



Converter Basics

A catalytic converter has three main components:

- The converter body, which includes the “can,” pipes, and matting used to hold the brick in place.
- The converter substrate – usually a high performance ceramic “brick,” engineered with thousand of tiny channels through which the exhaust gases pass. The substrate can also be constructed of a metal mesh.
- The washcoat, which coats the substrate with a combination of precious metals: platinum, palladium, and / or rhodium.

In addition to these components, many converters will have O2 sensor ports and air tubes.

Signs indicating need for a catalytic converter replacement

Most often, catalytic converter problems turn up when reading codes or performing emissions testing. However, there are physical symptoms that may indicate need for converter replacement:

Broken or rusted-out converter body or end tubes.

Physical damage to the converter body.

Presence of a rattle in the converter. A thump on a monolithic converter should make a solid sound to indicate that the substrate is present and is still in one piece.

Fragments of substrate in other sections of the exhaust system.

Indications of overheating on converter body.

How a catalytic converter works

As exhaust gases pass into the converter and through the substrate, the washcoat creates chemical reactions that lower the level of emissions emitted from the tailpipe.

A catalytic converter needs two factors to operate properly: sufficient operating temperature (the “light off” temperature) and a steady stream of feed gas. Once the “light off” temperature is reached, the catalytic conversions occur: 1) oxides of nitrogen (NO_x) are reduced into nitrogen and carbon dioxide, and 2) hydrocarbons (HC) and carbon monoxide (CO) are oxidized to create water vapor.

Converters typically start to work at around 550°F. The majority of the purification takes place once the converter reaches at least 750°F.



Remember: Fix the problem that caused the original converter to fail.

Diagnosing catalytic converter failures

When a converter malfunctions, it can be due to an engine performance issue or an issue with any of the components in the fuel, engine, and exhaust systems. Typical issues include faulty O2 sensors, incorrect air/fuel ratio, unburned fuel entering the unit, chemical additives in the fuel, malfunctioning sensors, ECM failure, and road damage. One or more of these conditions can trigger a change in emissions at the converter, causing the ECM to record a code that indicates “Catalyst Efficiency Below Threshold”.

If a catalytic converter has failed, it is up to the technician to thoroughly diagnose the problem to find out what caused the failure. If this is not done, it will eventually lead to failure of the new converter.

Codes P0420 and P0430 indicate that the “catalyst system efficiency is below threshold bank 1 or 2. In other words, the vehicle’s oxygen sensors downstream noticed that the converter is not working as efficiently as it should be. However, code P0420 and P0430 can occur for a variety of reasons other than converter failure or malfunction. It is important to properly diagnose and identify any problem or problems before installing a new catalytic converter.

Converter replacement requires ECM reset

When a converter is replaced, the technician will need to perform a drive cycle in order to correctly reset the ECM. Follow the manufacturer guidelines for the correct drive cycle.

Conditions that can lead to a Code P0420 and P0430:

Fuel trim too high

- Vacuum leaks
- Intake leaks
- Bad mass-air flow sensor

Fuel trim too low

- Stuck fuel injectors
- Bad fuel pressure regulator

O2 sensor problems

- Failed or “lazy” sensor
- Sensor contamination by antifreeze, additives, oil, unburned fuel, or service chemicals/sealants

Maintenance / operation problems

- Overloaded vehicle
- Incorrect engine timing
- Carbon deposits

Mechanical / electrical issues

- ECM failure
- Defective electrical parts: plugs, wires, coils
- Improper compression
- Leaking valves
- EGR failure
- Exhaust leaks
- Worn camshaft
- Transmission problems
- Improper fuel system performance
- Blown head, intake, or exhaust gaskets
- Bad valve timing
- Cooling system issues

Remember: Fix the problem that caused the original converter to fail.



Causes of converter failure and the Eastern Catalytic warranty.

There are three basic types of converter failure: physical, thermal, and chemical. The issues shown here VOID the EMI warranty and are NOT eligible for credit. Check your converter before you return it:

Is the part missing a stamp code that verifies it is an Eastern Catalytic product?

- Check stamp code for EM or TD.




Shake the part – is there rattling from inside?

- Rattling is typically heard when the substrate inside is loose or broken.
- Was the part physically damaged due to impact that may have caused the substrate to break?
- Does the part show visible signs of extreme temperature that would cause loss of efficiency, matting failure / loose substrate?



Look at the tubing and the shell of the converter – Does it show signs of extreme heat?

- Deep gray, black, and dark purple are signs of extreme temperature caused by an improper running or misfiring engine.



Look inside the converter, is the substrate missing, plugged up, melted?

- These are all signs of an improper running engine or contaminants in the exhaust that have plugged the face of the catalyst or melted the catalyst due to extreme heat.



Check the picture of the part in the Eastern catalog, is it missing any pieces of the converter tubing or converters?

- There are some 2 or 3 piece units that must be returned complete with all pieces.



NOTE:

Failures caused by these problems are not covered by the warranty.

CALIFORNIA SAFETY STATEMENT

The catalytic converters sold by Eastern Catalytic, Inc. will not in their operation, function or malfunction, result in any unsafe condition endangering the motor vehicle, its occupants or persons or property in close proximity to the vehicle.

INSTALLATION REQUIREMENTS

Installers of exempted new aftermarket catalytic converters shall adhere to the following requirements for proper installation.

- (A) The vehicle must be included in the vehicle application list for which the new aftermarket catalytic converter has been exempted;
- (B) The vehicle be more than 7 years old or has more than 70,000 miles on its odometer;
- (C) The vehicle is beyond the coverage of the OEM catalyst warranty period (which can vary from 7 years or 70,000 miles to as high as 15 years or 150,000 miles).² Installers may reference the vehicle owner's manual/warranty booklet or contact the vehicle manufacturer or its representative to verify the applicable OEM catalyst warranty;
- (D) The vehicle has a legitimate need for replacement of the existing converter that has been established and documented by the installer on the repair invoice. If the OEM converter is present, the installer must make a determination that it is not functioning properly before acting to replace it;
- (E) The exempted new aftermarket catalytic converter is installed in the same location as the OEM catalytic converter it is designed to replace. The front face of the installed catalytic converter shall be no more than three inches further upstream or downstream in the exhaust from where the front face of the OEM catalytic converter was located. The installation may not alter the location, position, or orientation of oxygen sensors upstream and downstream of the catalytic converter(s);
- (F) The exempted new aftermarket catalytic converter is installed on a one-for one catalytic converter (not substrate) basis;
- (G) The exempted new aftermarket catalytic converter is installed with all other required catalytic converters (no consolidation of catalytic converters, nor addition of extra catalytic converters is allowed); and
- (H) A warranty card has been filled out by the installer, signed by the customer, attached to the repair invoice, and a copy returned to the manufacturer.
- (I) Installers shall keep documentation regarding the installation of the new aftermarket catalytic converters including all of the above information. This documentation shall be made available to ARB or its representative as provided for in title 13, section 2222(b)(8). All such records shall be maintained for four years from the date of sale or installation of the catalytic converter.

¹ The actual manufacturer's catalyst warranty period for an individual vehicle is listed in the vehicle's owner's manual and/or warranty booklet. Examples of current warranty periods include seven years and 70,000 miles, eight years and 80,000 miles, and 15 years and 150,000 miles, depending on the vehicle.

PRE-OBDII APPLICATIONS INDEX

Make

ACURA

ALFA ROMEO

AMERICAN MOTORS

AUDI

AVANTI

BERTONE

BMW

BUICK

CADILLAC

CHEVROLET

CHRYSLER

DAIHATSU

DODGE

EAGLE

FERRARI

FIAT

FORD

GEO

GMC

HONDA

HYUNDAI

INFINITI

INTERNATIONAL

ISUZU

JAGUAR

JEEP

KIA

LANCIA

LAND ROVER

LEXUS

Make

LINCOLN

LOTUS

MASERATI

MAZDA

MERCEDES-BENZ

MERCURY

MERKUR

MG

MITSUBISHI

NISSAN

OLDSMOBILE

PEUGEOT

PLYMOUTH

PONTIAC

PORSCHE

RENAULT

SAAB

SATURN

STERLING

SUBARU

SUZUKI

TOYOTA

TRIUMPH

VOLKSWAGEN

VOLVO

YUGO

Years Liters Comments Location Exhaust Type Converter Type # Converters Drive Type Executive Order Universal # Direct Fit #

ACURA

INTEGRA

1986-89	1.6		U	S	TWC	1	ALL	D-665-3	861028	
1992-93	1.7		U	S	TWC	1	ALL	D-665-3	861028	
1990-95	1.8		U	S	TWC	1	ALL	D-665-3	861028	
1994-95	1.8		U	S	TWC	1	ALL	D-665-3	861025	

LEGEND

1986-87	2.5		U	S	TWC	1	ALL	D-665-3	861028	
1987-90	2.7		U	S	TWC	1	ALL	D-665-3	861028	
1991-92	3.2		U	S	TWC	1	ALL	D-665-3	861029	
1993-95	3.2		R	DS	2TWC,TWC	3	ALL	D-665-13	872105	

NSX

1991-94	3.0		UL	D	2TWC	2	ALL	D-665-3	861028	
1991-94	3.0		UR	D	2TWC	2	ALL	D-665-3	861028	
1995	3.0		UL	D	2TWC	2	ALL	D-665-17	630019	
1995	3.0		UR	D	2TWC	2	ALL	D-665-17	630019	

TL

1995	2.5		F	S	TWC(2)	2	ALL	D-665-13	862004	
1995	2.5		R	S	TWC(2)	2	ALL	D-665-13	872134	

VIGOR

1992-94	2.5		U	S	TWC	1	ALL	D-665-3	861028	
---------	-----	--	---	---	-----	---	-----	---------	--------	--

ALFA ROMEO

ALFETTA

1975-77	2.0		U	S	TWC	1	ALL	D-665-3	861003	
---------	-----	--	---	---	-----	---	-----	---------	--------	--

SPIDER

1975-81	2.0		U	S	TWC	1	ALL	D-665-3	861003	
1982-89	2.0		U	S	TWC	1	ALL	D-665-3	861022	

AMERICAN MOTORS

AMX

1978-79	4.2		R	S	TWC(2)	2	ALL	D-665-13	872004	
1978-80	4.2		F	S	TWC(2)	2	ALL	D-665-13	862004	
1980	4.2		R	S	TWC(2)	2	ALL	D-665-13	872014	
1978-79	5.0		U	S	TWC	1	ALL	D-665-3	861003	
1978-79	5.0		UL	D	2TWC	2	ALL	D-665-3	861003	
1978-79	5.0		UR	D	2TWC	2	ALL	D-665-3	861003	

CONCORD

1978	2.0		U	S	TWC	1	ALL	D-665-3	861003	
1980-82	2.5		R	S	TWC(2)	2	ALL	D-665-13	872004	
1978	3.8		F	S	TWC(2)	2	ALL	D-665-13	862004	
1978	3.8		R	S	TWC(2)	2	ALL	D-665-13	872004	
1980-83	4.2		F	S	TWC(2)	2	ALL	D-665-13	862004	
1980-83	4.2		R	S	TWC(2)	2	ALL	D-665-13	872014	
1978-79	5.0		U	S	TWC	1	ALL	D-665-3	861003	
1978-79	5.0		UL	D	2TWC	2	ALL	D-665-3	861003	
1978-79	5.0		UR	D	2TWC	2	ALL	D-665-3	861003	

EAGLE

1981-83	2.5		U	S	TWC	1	ALL	D-665-3	861009	
1981-84	2.5		U	S	TWC	1	ALL	D-665-3	861003	
1981-83	4.2		R	S	TWC(2)	2	ALL	D-665-13	872014	

PRE-OBDII

Years	Liters	Comments	Location	Exhaust Type	Converter Type	# Converters	Drive Type	Executive Order	Universal #	Direct Fit #
-------	--------	----------	----------	--------------	----------------	--------------	------------	-----------------	-------------	--------------

AMERICAN MOTORS

EAGLE (Continued)

1984-88	4.2		U	S	TWC	1	ALL	D-665-3	861009	
GREMLIN										
1977	2.0		U	S	TWC	1	ALL	D-665-3	861003	
1978	2.0		R	S	TWC(2)	2	ALL	D-665-13	872004	
1975-77	3.8		U	S	TWC	1	ALL	D-665-3	861003	
1978	3.8		R	S	TWC(2)	2	ALL	D-665-13	872004	
1975-77	4.2		U	S	TWC	1	ALL	D-665-3	861003	
1978	4.2		R	S	TWC(2)	2	ALL	D-665-13	872004	
1975-76	5.0		U	S	TWC	1	ALL	D-665-3	861003	
1975-76	5.0		UL	D	2TWC	2	ALL	D-665-3	861003	
1975-76	5.0		UR	D	2TWC	2	ALL	D-665-3	861003	

HORNET

1975-77	3.8		U	S	TWC	1	ALL	D-665-3	861003	
1975-77	4.2		U	S	TWC	1	ALL	D-665-3	861003	
1975-77	5.0		U	S	TWC	1	ALL	D-665-3	861003	
1975-77	5.0		UL	D	2TWC	2	ALL	D-665-3	861003	
1975-77	5.0		UR	D	2TWC	2	ALL	D-665-3	861003	

MATADOR

1975-78	4.2		U	S	TWC	1	ALL	D-665-3	861003	
1975-77	5.0		U	S	TWC	1	ALL	D-665-3	861003	
1975-77	5.0		UL	D	2TWC	2	ALL	D-665-3	861003	
1975-77	5.0		UR	D	2TWC	2	ALL	D-665-3	861003	
1975-78	5.9		UL	D	2TWC	2	ALL	D-665-3	861003	
1975-78	5.9		UR	D	2TWC	2	ALL	D-665-3	861003	

PACER

1975-76	3.8		U	S	TWC	1	ALL	D-665-3	861003	
1978	3.8		R	S	TWC(2)	2	ALL	D-665-13	872004	
1975-76	4.2		U	S	TWC	1	ALL	D-665-3	861003	
1978-80	4.2		R	S	TWC(2)	2	ALL	D-665-13	872004	
1978-79	5.0		U	S	TWC	1	ALL	D-665-3	861003	
1978-79	5.0		UL	D	2TWC	2	ALL	D-665-3	861003	
1978-79	5.0		UR	D	2TWC	2	ALL	D-665-3	861003	

SPIRIT

1979	2.0		U	S	TWC	1	ALL	D-665-3	861003	
1980	2.5		U	S	TWC	1	ALL	D-665-3	861003	
1981-82	2.5		R	S	TWC(2)	2	ALL	D-665-13	872004	
1979	3.8		U	S	TWC	1	ALL	D-665-3	861003	
1979	4.2		U	S	TWC	1	ALL	D-665-3	861003	
1980	4.2		U	S	TWC	1	ALL	D-665-3	861009	
1981-83	4.2		R	S	TWC(2)	2	ALL	D-665-13	872014	
1979	5.0		U	S	TWC	1	ALL	D-665-3	861003	

AUDI

100

1989-91	2.3		U	S	TWC	1	ALL	D-665-3	861017	
1992-94	2.8		UL	D	2TWC	2	ALL	D-665-3	861028	
1992-94	2.8		UR	D	2TWC	2	ALL	D-665-3	861028	

200

1989-91	2.2		U	S	TWC	1	ALL	D-665-3	861017	
---------	-----	--	---	---	-----	---	-----	---------	--------	--

PRE-OBDII

Years Liters Comments Location Exhaust Type Converter Type # Converters Drive Type Executive Order Universal # Direct Fit #

AUDI

4000

1980	1.6		U	S	TWC	1	ALL	D-665-3	861028	
1981-83	1.7		U	S	TWC	1	ALL	D-665-3	861028	
1984-87	1.8		U	S	TWC	1	ALL	D-665-3	861028	
1980-83	2.2		U	S	TWC	1	ALL	D-665-3	861028	
1984-87	2.2		U	S	TWC	1	ALL	D-665-3	861016	

5000

1978-88	2.2		U	S	TWC	1	ALL	D-665-3	861028	
1980-88	2.2		U	S	TWC	1	ALL	D-665-3	861030	
1985-88	2.2		U	S	TWC	1	ALL	D-665-3	861017	
1987-88	2.3		U	S	TWC	1	ALL	D-665-3	861030	

80

1988-90	2.0		U	S	TWC	1	ALL	D-665-3	861017	
1991-92	2.3		U	S	TWC	1	ALL	D-665-3	861016	

80 QUATTRO

1988-92	2.3		U	S	TWC	1	ALL	D-665-3	861016	
---------	-----	--	---	---	-----	---	-----	---------	--------	--

90

1988	2.0		U	S	TWC	1	ALL	D-665-3	861017	
1988-91	2.3		U	S	TWC	1	ALL	D-665-3	861016	
1993-95	2.8		UL	D	2TWC	2	ALL	D-665-3	861028	
1993-95	2.8		UR	D	2TWC	2	ALL	D-665-3	861028	

A6

1995	2.8		UL	D	2TWC	2	ALL	D-665-17	630015	
1995	2.8		UR	D	2TWC	2	ALL	D-665-17	630015	

CABRIOLET

1994-95	2.8		UL	D	2TWC	2	ALL	D-665-3	861028	
1994-95	2.8		UR	D	2TWC	2	ALL	D-665-3	861028	

COUPE

1981-87	2.2		U	S	TWC	1	ALL	D-665-3	861016	
---------	-----	--	---	---	-----	---	-----	---------	--------	--

COUPE QUATTRO

1990-91	2.3		U	S	TWC	1	ALL	D-665-3	861029	
---------	-----	--	---	---	-----	---	-----	---------	--------	--

FOX

1975-79	1.6		U	S	TWC	1	ALL	D-665-3	861028	
---------	-----	--	---	---	-----	---	-----	---------	--------	--

QUATTRO

1983-85	2.2		U	S	TWC	1	ALL	D-665-3	861016	
---------	-----	--	---	---	-----	---	-----	---------	--------	--

S4

1992-94	2.2		U	S	TWC	1	ALL	D-665-3	861028	
---------	-----	--	---	---	-----	---	-----	---------	--------	--

V8 QUATTRO

1990-91	3.6		UL	D	2TWC	2	ALL	D-665-3	861029	
1990-91	3.6		UR	D	2TWC	2	ALL	D-665-3	861029	
1992-94	4.2		UL	D	2TWC	2	ALL	D-665-3	861023	
1992-94	4.2		UR	D	2TWC	2	ALL	D-665-3	861023	

AVANTI

II

1981-83	5.0		U	S	TWC	1	ALL	D-665-3	861004	
1984-85	5.0		U	S	TWC	1	ALL	D-665-3	861011	
1977-80	5.7		U	S	TWC	1	ALL	D-665-3	861004	
1975-76	6.6		U	S	TWC	1	ALL	D-665-3	861004	

PRE-OBDII

Years	Liters	Comments	Location	Exhaust Type	Converter Type	# Converters	Drive Type	Executive Order	Universal #	Direct Fit #
-------	--------	----------	----------	--------------	----------------	--------------	------------	-----------------	-------------	--------------

BERTONE

X-1/9

1984-89	1.5		U	S	TWC	1	ALL	D-665-3	861021	
---------	-----	--	---	---	-----	---	-----	---------	--------	--

BMW

318I

1984-95	1.8		U	S	TWC	1	ALL	D-665-3	861003	
---------	-----	--	---	---	-----	---	-----	---------	--------	--

318IS

1991-95	1.8		U	S	TWC	1	ALL	D-665-3	861003	
---------	-----	--	---	---	-----	---	-----	---------	--------	--

320I

1980-83	1.8		U	S	TWC	1	ALL	D-665-3	861003	
---------	-----	--	---	---	-----	---	-----	---------	--------	--

325

1987-88	2.7		U	S	TWC	1	ALL	D-665-3	861004	
---------	-----	--	---	---	-----	---	-----	---------	--------	--

325E

1984-87	2.7		U	S	TWC	1	ALL	D-665-3	861004	
---------	-----	--	---	---	-----	---	-----	---------	--------	--

525I

1992-93	2.5		U	S	TWC	1	ALL	D-665-3	861004	
---------	-----	--	---	---	-----	---	-----	---------	--------	--

530I

1994-95	3.0		UL	D	2TWC	2	ALL	D-665-3	861004	
---------	-----	--	----	---	------	---	-----	---------	--------	--

1994-95	3.0		UR	D	2TWC	2	ALL	D-665-3	861004	
---------	-----	--	----	---	------	---	-----	---------	--------	--

540I

1994-95	4.0		UL	D	2TWC	2	ALL	D-665-3	861004	
---------	-----	--	----	---	------	---	-----	---------	--------	--

1994-95	4.0		UR	D	2TWC	2	ALL	D-665-3	861004	
---------	-----	--	----	---	------	---	-----	---------	--------	--

740I

1993-95	4.0		UL	D	2TWC	2	ALL	D-665-3	861003	
---------	-----	--	----	---	------	---	-----	---------	--------	--

1993-95	4.0		UR	D	2TWC	2	ALL	D-665-3	861003	
---------	-----	--	----	---	------	---	-----	---------	--------	--

740IL

1993-95	4.0		UL	D	2TWC	2	ALL	D-665-3	861003	
---------	-----	--	----	---	------	---	-----	---------	--------	--

1993-95	4.0		UR	D	2TWC	2	ALL	D-665-3	861003	
---------	-----	--	----	---	------	---	-----	---------	--------	--

750IL

1995	5.4		UL	D	2TWC	2	ALL	D-665-17	630013	
------	-----	--	----	---	------	---	-----	----------	--------	--

1995	5.4		UR	D	2TWC	2	ALL	D-665-17	630013	
------	-----	--	----	---	------	---	-----	----------	--------	--

840CI

1994-95	4.0		UL	D	2TWC	2	ALL	D-665-3	861003	
---------	-----	--	----	---	------	---	-----	---------	--------	--

1994-95	4.0		UR	D	2TWC	2	ALL	D-665-3	861003	
---------	-----	--	----	---	------	---	-----	---------	--------	--

850CI

1995	5.4		UL	D	2TWC	2	ALL	D-665-17	630013	
------	-----	--	----	---	------	---	-----	----------	--------	--

1995	5.4		UR	D	2TWC	2	ALL	D-665-17	630013	
------	-----	--	----	---	------	---	-----	----------	--------	--

850CSI

1995	5.6		UL	D	2TWC	2	ALL	D-665-17	630013	
------	-----	--	----	---	------	---	-----	----------	--------	--

1995	5.6		UR	D	2TWC	2	ALL	D-665-17	630013	
------	-----	--	----	---	------	---	-----	----------	--------	--

M3

1988-91	2.3		FL	D	2TWC(2)	4	ALL	D-665-13	862104	
---------	-----	--	----	---	---------	---	-----	----------	--------	--

1988-91	2.3		FR	D	2TWC(2)	4	ALL	D-665-13	862104	
---------	-----	--	----	---	---------	---	-----	----------	--------	--

1988-91	2.3		RL	D	2TWC(2)	4	ALL	D-665-13	872104	
---------	-----	--	----	---	---------	---	-----	----------	--------	--

1988-91	2.3		RR	D	2TWC(2)	4	ALL	D-665-13	872104	
---------	-----	--	----	---	---------	---	-----	----------	--------	--

1995	3.0		UL	D	2TWC	2	ALL	D-665-3	861003	
------	-----	--	----	---	------	---	-----	---------	--------	--

1995	3.0		UR	D	2TWC	2	ALL	D-665-3	861003	
------	-----	--	----	---	------	---	-----	---------	--------	--

PRE-OBDII

PRE-OBDII

Years Liters Comments Location Exhaust Type Converter Type # Converters Drive Type Executive Order Universal # Direct Fit #

BUICK

APOLLO

1975	4.1		U	S	TWC	1	ALL	D-665-3	861005	
1975	4.3		U	S	TWC	1	ALL	D-665-3	861005	
1975	5.7		U	S	TWC	1	ALL	D-665-3	861005	

CENTURY

1993-95	2.2		U	S	TWC	1	ALL	D-665-3	861023	
1982-92	2.5		U	S	TWC	1	ALL	D-665-3	861022	
1986-89	2.8		U	S	TWC	1	ALL	D-665-3	861022	
1982-85	3.0		U	S	TWC	1	ALL	D-665-3	861009	
1994-95	3.1		U	S	TWC	1	ALL	D-665-3	861022	
1978-79	3.2		U	S	TWC	1	ALL	D-665-3	861004	
1989-93	3.3		U	S	TWC	1	ALL	D-665-3	861023	
1975-80	3.8		U	S	TWC	1	ALL	D-665-3	861005	
1978-79	3.8		U	S	TWC	1	ALL	D-665-3	861004	
1981	3.8		U	S	TWC	1	ALL	D-665-3	861010	
1984-85	3.8		U	S	TWC	1	ALL	D-665-3	861009	
1986-88	3.8		U	S	TWC	1	ALL	D-665-3	861003	
1980	4.3		U	S	TWC	1	ALL	D-665-3	861011	
1981	4.3		U	S	TWC	1	ALL	D-665-3	861010	
1979	4.9		U	S	TWC	1	ALL	D-665-3	861004	
1980	4.9		U	S	TWC	1	ALL	D-665-3	861005	
1977-79	5.0		U	S	TWC	1	ALL	D-665-3	861005	
1978	5.0		U	S	TWC	1	ALL	D-665-3	861004	
1980-81	5.0		U	S	TWC	1	ALL	D-665-3	861011	
1975-79	5.7		U	S	TWC	1	ALL	D-665-3	861005	
1977	6.6		U	S	TWC	1	ALL	D-665-3	861005	

ELECTRA

1985	3.0		U	S	TWC	1	ALL	D-665-3	861022	
1985	3.8		U	S	TWC	1	ALL	D-665-3	861022	
1986-90	3.8		U	S	TWC	1	ALL	D-665-3	861023	
1980	4.1		U	S	TWC	1	ALL	D-665-3	861005	
1981-83	4.1		U	S	TWC	1	ALL	D-665-3	861010	
1984	4.1		U	S	TWC	1	ALL	D-665-3	861011	
1980	4.9		U	S	TWC	1	ALL	D-665-3	861005	
1981-89	5.0		U	S	TWC	1	ALL	D-665-3	861010	
1977-80	5.7		U	S	TWC	1	ALL	D-665-3	861005	
1980-81	5.7		U	S	TWC	1	ALL	D-665-3	861004	
1977-79	6.6		U	S	TWC	1	ALL	D-665-3	861005	
1975-76	7.5		U	S	TWC	1	ALL	D-665-3	861005	

LESABRE

1986	3.0		U	S	TWC	1	ALL	D-665-3	861023	
1976-80	3.8		U	S	TWC	1	ALL	D-665-3	861005	
1981-82	3.8		U	S	TWC	1	ALL	D-665-3	861010	
1983-85	3.8		U	S	TWC	1	ALL	D-665-3	861011	
1986-91	3.8		U	S	TWC	1	ALL	D-665-3	861023	
1992-95	3.8		U	S	TWC	1	ALL	D-665-3	861024	
1980	4.1		U	S	TWC	1	ALL	D-665-3	861005	
1981-83	4.1		U	S	TWC	1	ALL	D-665-3	861010	
1984	4.1		U	S	TWC	1	ALL	D-665-3	861011	
1977-80	4.9		U	S	TWC	1	ALL	D-665-3	861005	

PRE-OBDII

<i>Years</i>	<i>Liters</i>	<i>Comments</i>	<i>Location</i>	<i>Exhaust Type</i>	<i>Converter Type</i>	<i># Converters</i>	<i>Drive Type</i>	<i>Executive Order</i>	<i>Universal #</i>	<i>Direct Fit #</i>
--------------	---------------	-----------------	-----------------	---------------------	-----------------------	---------------------	-------------------	------------------------	--------------------	---------------------

BUICK

LESABRE (Continued)

1978	5.0		U	S	TWC	1	ALL	D-665-3	861005	
1981-90	5.0		U	S	TWC	1	ALL	D-665-3	861010	
1975-80	5.7		U	S	TWC	1	ALL	D-665-3	861005	
1980	5.7		U	S	TWC	1	ALL	D-665-3	861004	
1977-78	6.6		U	S	TWC	1	ALL	D-665-3	861005	
1975-76	7.5		U	S	TWC	1	ALL	D-665-3	861005	

PARK AVENUE

1991-95	3.8		U	S	TWC	1	ALL	D-665-3	861024	
---------	-----	--	---	---	-----	---	-----	---------	--------	--

REATA

1988-90	3.8		U	S	TWC	1	ALL	D-665-3	861023	
1991	3.8		U	S	TWC	1	ALL	D-665-3	861024	

REGAL

1988-89	2.8		U	S	TWC	1	ALL	D-665-3	861022	
1989-93	3.1		U	S	TWC	1	ALL	D-665-3	861022	
1994-95	3.1		U	S	TWC	1	ALL	D-665-3	861023	
1978-79	3.2		U	S	TWC	1	ALL	D-665-3	861004	
1975-80	3.8		U	S	TWC	1	ALL	D-665-3	861005	
1978-82	3.8		U	S	TWC	1	ALL	D-665-3	861010	
1981-87	3.8		U	S	TWC	1	ALL	D-665-3	861011	
1984-87	3.8		U	S	TWC	1	ALL	D-665-3	861015	
1990-93	3.8		U	S	TWC	1	ALL	D-665-3	861024	
1994-95	3.8		U	S	TWC	1	ALL	D-665-3	861023	
1982-83	4.1		U	S	TWC	1	ALL	D-665-3	861010	
1984	4.1		U	S	TWC	1	ALL	D-665-3	861011	
1980	4.3		U	S	TWC	1	ALL	D-665-3	861011	
1981	4.3		U	S	TWC	1	ALL	D-665-3	861010	
1979	4.9		U	S	TWC	1	ALL	D-665-3	861004	
1980	4.9		U	S	TWC	1	ALL	D-665-3	861010	
1977-79	5.0		U	S	TWC	1	ALL	D-665-3	861005	
1978	5.0		U	S	TWC	1	ALL	D-665-3	861004	
1980-87	5.0		U	S	TWC	1	ALL	D-665-3	861011	
1975-77	5.7		U	S	TWC	1	ALL	D-665-3	861005	

RIVIERA

1979-85	3.8		U	S	TWC	1	ALL	D-665-3	861005	
1981-84	3.8		U	S	TWC	1	ALL	D-665-3	861011	
1986-90	3.8		U	S	TWC	1	ALL	D-665-3	861023	
1991-93	3.8		U	S	TWC	1	ALL	D-665-3	861024	
1995	3.8		U	S	TWC	1	ALL	D-665-3	861030	
1981-83	4.1		U	S	TWC	1	ALL	D-665-3	861010	
1984	4.1		U	S	TWC	1	ALL	D-665-3	861011	
1980-85	5.0		U	S	TWC	1	ALL	D-665-3	861010	
1977-79	5.7		U	S	TWC	1	ALL	D-665-3	861005	
1980	5.7		U	S	TWC	1	ALL	D-665-3	861004	
1977-78	6.6		U	S	TWC	1	ALL	D-665-3	861005	
1975-76	7.5		U	S	TWC	1	ALL	D-665-3	861005	

ROADMASTER

1991	5.0		U	S	TWC	1	ALL	D-665-3	861004	
1992-93	5.7		U	S	TWC	1	ALL	D-665-3	861004	

PRE-OBDII

Years Liters Comments Location Exhaust Type Converter Type # Converters Drive Type Executive Order Universal # Direct Fit #

BUICK

ROADMASTER (Continued)

1994-95	5.7		UL	D	2TWC	2	ALL	D-665-3	861004	
1994-95	5.7		UR	D	2TWC	2	ALL	D-665-3	861004	

SKYHAWK

1982-83	1.8		U	S	TWC	1	ALL	D-665-3	861008	
1984-86	1.8		U	S	TWC	1	ALL	D-665-3	861021	
1983	2.0		U	S	TWC	1	ALL	D-665-3	861008	
1984-86	2.0		U	S	TWC	1	ALL	D-665-3	861021	
1987	2.0		U	S	TWC	1	ALL	D-665-3	861023	
1987-89	2.0		U	S	TWC	1	ALL	D-665-3	861022	
1988-89	2.3		U	S	TWC	1	ALL	D-665-3	861023	
1981	2.5		U	S	TWC	1	ALL	D-665-3	861008	
1982-89	2.5		U	S	TWC	1	ALL	D-665-3	861022	
1981	2.8		U	S	TWC	1	ALL	D-665-3	861008	
1986-88	3.0		U	S	TWC	1	ALL	D-665-3	861022	
1989	3.3		U	S	TWC	1	ALL	D-665-3	861023	
1975-80	3.8		U	S	TWC	1	ALL	D-665-3	861005	
1975-76	4.3		U	S	TWC	1	ALL	D-665-3	861005	
1977	4.9		U	S	TWC	1	ALL	D-665-3	861005	
1977-79	5.0		U	S	TWC	1	ALL	D-665-3	861005	
1975-79	5.7		U	S	TWC	1	ALL	D-665-3	861005	

SKYLARK

1995	2.3		U	S	TWC	1	ALL	D-665-3	861027	
1980	2.5		U	S	TWC	1	ALL	D-665-3	861003	
1980-81	2.8		U	S	TWC	1	ALL	D-665-3	861003	
1982	2.8		U	S	TWC	1	ALL	D-665-3	861010	
1982-94	2.8		U	S	TWC	1	ALL	D-665-3	861009	

SOMERSET

1986-87	2.5		U	S	TWC	1	ALL	D-665-3	861022	
1986-87	3.0		U	S	TWC	1	ALL	D-665-3	861022	

CADILLAC

ALLANTE

1987-88	4.1		U	S	TWC	1	ALL	D-665-3	861011	
1989-92	4.5		U	S	TWC	1	ALL	D-665-3	861011	
1993	4.6		U	S	TWC	1	ALL	D-665-3	861005	

CIMARRON

1982	1.8		U	S	TWC	1	ALL	D-665-3	861008	
1983	2.0		U	S	TWC	1	ALL	D-665-3	861008	
1984-86	2.0		U	S	TWC	1	ALL	D-665-3	861002	
1985-86	2.8		U	S	TWC	1	ALL	D-665-3	861003	
1987-88	2.8		U	S	TWC	1	ALL	D-665-3	861022	

DEVILLE

1980	4.1		U	S	TWC	1	ALL	D-665-3	861005	
1981-84	4.1		U	S	TWC	1	ALL	D-665-3	861010	
1985	4.1		U	S	TWC	1	ALL	D-665-3	861014	
1986-87	4.1		U	S	TWC	1	ALL	D-665-3	861011	
1988-90	4.5		U	S	TWC	1	ALL	D-665-3	861011	
1994-95	4.6		U	S	TWC	1	ALL	D-665-3	861005	
1991-95	4.9		U	S	TWC	1	ALL	D-665-3	861005	

Years	Liters	Comments	Location	Exhaust Type	Converter Type	# Converters	Drive Type	Executive Order	Universal #	Direct Fit #
-------	--------	----------	----------	--------------	----------------	--------------	------------	-----------------	-------------	--------------

CADILLAC

DEVILLE (Continued)

1995	4.9		U	S	TWC	1	ALL	D-665-17	630017	630605
1980	6.0		U	S	TWC	1	ALL	D-665-3	861005	
1981	6.0		U	S	TWC	1	ALL	D-665-3	861010	
1977-79	7.0		U	S	TWC	1	ALL	D-665-3	861005	

ELDORADO

1981-85	4.1		U	S	TWC	1	ALL	D-665-3	861010	
1986-87	4.1		U	S	TWC	1	ALL	D-665-3	861011	
1988-90	4.5		U	S	TWC	1	ALL	D-665-3	861011	
1993-95	4.6		U	S	TWC	1	ALL	D-665-3	861005	
1991-93	4.9		U	S	TWC	1	ALL	D-665-3	861005	
1979-80	5.7		U	S	TWC	1	ALL	D-665-3	861005	
1980	6.0		U	S	TWC	1	ALL	D-665-3	861005	
1977-78	7.0		U	S	TWC	1	ALL	D-665-3	861005	

FLEETWOOD

1980	4.1		U	S	TWC	1	ALL	D-665-3	861005	
1981-85	4.1		U	S	TWC	1	ALL	D-665-3	861010	
1986-87	4.1		U	S	TWC	1	ALL	D-665-3	861011	
1988-90	4.5		U	S	TWC	1	ALL	D-665-3	861011	
1991-92	4.9		U	S	TWC	1	ALL	D-665-3	861005	
1986-90	5.0		U	S	TWC	1	ALL	D-665-3	861010	
1991-92	5.0		U	S	TWC	1	ALL	D-665-3	861004	
1990-93	5.7		U	S	TWC	1	ALL	D-665-3	861004	
1994-95	5.7		UL	D	2TWC	2	ALL	D-665-3	861004	
1994-95	5.7		UR	D	2TWC	2	ALL	D-665-3	861004	
1980	6.0		U	S	TWC	1	ALL	D-665-3	861005	
1981-84	6.0		U	S	TWC	1	ALL	D-665-3	861010	
1977-79	7.0		U	S	TWC	1	ALL	D-665-3	861005	

SEVILLE

1981-85	4.1		U	S	TWC	1	ALL	D-665-3	861010	
1986-87	4.1		U	S	TWC	1	ALL	D-665-3	861015	
1988-90	4.5		U	S	TWC	1	ALL	D-665-3	861011	
1993-95	4.6		U	S	TWC	1	ALL	D-665-3	861005	
1991-93	4.9		U	S	TWC	1	ALL	D-665-3	861005	
1976-80	5.7		U	S	TWC	1	ALL	D-665-3	861005	
1980	6.0		U	S	TWC	1	ALL	D-665-3	861005	
1981	6.0		U	S	TWC	1	ALL	D-665-3	861010	

CHEVROLET

ASTRO

1985-90	2.5		U	S	TWC	1	ALL	D-665-2	863003	
1985-91	4.3		U	S	TWC	1	ALL	D-665-2		863515
1985-92	4.3		U	S	TWC	1	ALL	D-665-2	863004	
1992	4.3		U	S	TWC	1	ALL	D-665-2		863517
1992-93	4.3		U	S	TWC	1	ALL	D-665-2		863509
1992-95	4.3		U	S	TWC	1	ALL	D-665-2	863005	
1994-95	4.3		U	S	TWC	1	ALL	D-665-2		863552

BEL AIR

1975	5.7		U	S	TWC	1	ALL	D-665-3	861005	
1975	6.6		U	S	TWC	1	ALL	D-665-3	861005	

PRE-OBDII

Years Liters Comments Location Exhaust Type Converter Type # Converters Drive Type Executive Order Universal # Direct Fit #

CHEVROLET

BEL AIR (Continued)

1975	7.4		U	S	TWC	1	ALL	D-665-3	861005	
------	-----	--	---	---	-----	---	-----	---------	--------	--

BERETTA

1987-89	2.0		U	S	TWC	1	ALL	D-665-3	861022	
1990-95	2.2		U	S	TWC	1	ALL	D-665-3	861022	
1990-94	2.3		U	S	TWC	1	ALL	D-665-3	861022	
1987-89	2.8		U	S	TWC	1	ALL	D-665-3	861022	
1990-95	3.1		U	S	TWC	1	ALL	D-665-3	861022	

BLAZER

1995	4.3		U	S	TWC	1	ALL	D-665-18	640003	
1987	5.0		U	S	TWC	1	ALL	D-665-2	863004	863515
1987-89	5.7		U	S	TWC	1	ALL	D-665-2		863515
1987-94	5.7		U	S	TWC	1	ALL	D-665-2	863005	
1990-94	5.7		U	S	TWC	1	ALL	D-665-2		863509
1994	5.7	w/ Conv. in Y-Pipe	U	S	TWC	1	ALL	D-665-2	863005	863509

C10

1975-84	4.1		U	S	TWC	1	ALL	D-665-2	863004	863515
1985-86	4.3		U	S	TWC	1	ALL	D-665-2	863004	863515
1976-86	5.0		U	S	TWC	1	ALL	D-665-2	863004	863515
1975-86	5.7		U	S	TWC	1	ALL	D-665-2	863004	863515
1976-80	6.6		U	S	TWC	1	ALL	D-665-2	863004	
1975-80	7.4		U	S	TWC	1	ALL	D-665-2	863004	863515

C10 SUBURBAN

1975-80	4.1		U	S	TWC	1	ALL	D-665-2	863004	863515
1976-86	5.0		U	S	TWC	1	ALL	D-665-2	863004	863515
1975-86	5.7		U	S	TWC	1	ALL	D-665-2	863004	863515
1979	6.6		U	S	TWC	1	ALL	D-665-2	863004	
1975-80	7.4		U	S	TWC	1	ALL	D-665-2	863004	863515

C1500

1994-95	4.3		U	S	TWC	1	ALL	D-665-2	863005	
1994-95	5.0		U	S	TWC	1	ALL	D-665-2	863005	863518
1988-89	5.7		F	S	TWC,OC	2	ALL	D-665-19	703003	
1988-89	5.7		R	S	TWC,OC	2	ALL	D-665-19	704003	
1988-95	5.7		U	S	TWC	1	ALL	D-665-2	863005	863518
1993	5.7		U	S	TWC	1	ALL	D-665-2		863509
1990-93	7.4		U	S	TWC	1	ALL	D-665-2	863005	

C1500 SUBURBAN

1992-93	5.7		F	S	TWC(2)	2	ALL	D-665-19	703003	
1992-93	5.7		R	S	TWC(2)	2	ALL	D-665-19	704003	
1992-95	5.7		U	S	TWC	1	ALL	D-665-2	863005	

C20

1975-84	4.1		U	S	TWC	1	ALL	D-665-2	863004	863515
1985-86	4.3		U	S	TWC	1	ALL	D-665-2	863004	863515
1977-86	5.0		U	S	TWC	1	ALL	D-665-2	863004	
1975-86	5.7		U	S	TWC	1	ALL	D-665-2	863004	
1979	6.6		U	S	TWC	1	ALL	D-665-2	863004	
1978-82	7.4		U	S	TWC	1	ALL	D-665-2	863004	

C20 SUBURBAN

1980-86	5.0		U	S	TWC	1	ALL	D-665-2	863004	
---------	-----	--	---	---	-----	---	-----	---------	--------	--

PRE-OBDII

Years	Liters	Comments	Location	Exhaust Type	Converter Type	# Converters	Drive Type	Executive Order	Universal #	Direct Fit #
-------	--------	----------	----------	--------------	----------------	--------------	------------	-----------------	-------------	--------------

CHEVROLET

C20 SUBURBAN (Continued)

1983-86	5.0		U	S	TWC	1	ALL	D-665-2		863515
1975-86	5.7		U	S	TWC	1	ALL	D-665-2	863004	
1983-86	5.7		U	S	TWC	1	ALL	D-665-2		863515
1978-79	6.6		U	S	TWC	1	ALL	D-665-2	863004	
1978-82	7.4		U	S	TWC	1	ALL	D-665-2	863004	

C2500

1990	4.3		U	S	TWC	1	ALL	D-665-2		863518
1990-95	4.3		U	S	TWC	1	ALL	D-665-2	863005	
1991-93	4.3		U	S	TWC	1	ALL	D-665-2	863004	
1991-95	4.3		U	S	TWC	1	ALL	D-665-2		863517
1994-95	5.0		U	S	TWC	1	ALL	D-665-2	863005	863509
1988-89	5.7		F	S	TWC,OC	2	ALL	D-665-19	703003	
1988-89	5.7		R	S	TWC,OC	2	ALL	D-665-19	704003	
1990-95	5.7		U	S	TWC	1	ALL	D-665-2	863005	863518
1991-95	7.4		U	S	TWC	1	ALL	D-665-2	863005	863518

C2500 SUBURBAN

1992-93	5.7		F	S	TWC(2)	2	ALL	D-665-19	703003	
1992-93	5.7		R	S	TWC(2)	2	ALL	D-665-19	704003	
1992-95	5.7		U	S	TWC	1	ALL	D-665-2	863005	863518
1992-93	7.4		F	S	TWC(2)	2	ALL	D-665-19	703003	
1992-93	7.4		R	S	TWC(2)	2	ALL	D-665-19	704003	
1994-95	7.4		U	S	TWC	1	ALL	D-665-2	863005	863518

C3500

1988-89	5.7		F	S	TWC,OC	2	ALL	D-665-19	703003	
1988-89	5.7		R	S	TWC,OC	2	ALL	D-665-19	704003	
1990-92	5.7		U	S	TWC	1	ALL	D-665-2		863518
1990-95	5.7		U	S	TWC	1	ALL	D-665-2	863005	
1993-95	5.7		U	S	TWC	1	ALL	D-665-2		863509
1988-89	7.4		F	S	TWC,OC	2	ALL	D-665-19	703003	
1988-89	7.4		R	S	TWC,OC	2	ALL	D-665-19	704003	
1990-92	7.4		U	S	TWC	1	ALL	D-665-2		863518
1990-95	7.4		U	S	TWC	1	ALL	D-665-2	863005	
1993-95	7.4		U	S	TWC	1	ALL	D-665-2		863509

CAMARO

1982-86	2.5		U	S	TWC	1	ALL	D-665-3	861022	
1982	2.8		U	S	TWC	1	ALL	D-665-3	861009	
1983-84	2.8		U	S	TWC	1	ALL	D-665-3	861010	
1985-89	2.8		U	S	TWC	1	ALL	D-665-3	861023	
1990-92	3.1		U	S	TWC	1	ALL	D-665-3	861010	
1993-95	3.4		U	S	TWC	1	ALL	D-665-3	861024	
1980	3.8		U	S	TWC	1	ALL	D-665-3	861004	
1981	3.8		U	S	TWC	1	ALL	D-665-3	861010	
1995	3.8		U	S	TWC	1	ALL	D-665-17	630014	630639
1995	3.8		UL	D	2TWC	2	ALL	D-665-3	861004	
1995	3.8		UR	D	2TWC	2	ALL	D-665-3	861023	
1975-79	4.1		U	S	TWC	1	ALL	D-665-3	861005	
1980	4.4		U	S	TWC	1	ALL	D-665-3	861004	
1981	4.4		U	S	TWC	1	ALL	D-665-3	861010	
1976-80	5.0		U	S	TWC	1	ALL	D-665-3	861005	

PRE-OBDII

PRE-OBDII

Years	Liters	Comments	Location	Exhaust Type	Converter Type	# Converters	Drive Type	Executive Order	Universal #	Direct Fit #
-------	--------	----------	----------	--------------	----------------	--------------	------------	-----------------	-------------	--------------

CHEVROLET

CAMARO (Continued)

1980-89	5.0		U	S	TWC	1	ALL	D-665-3	861011	
1981	5.0		U	S	TWC	1	ALL	D-665-3	861004	
1982-92	5.0		U	S	TWC	1	ALL	D-665-3	861010	
1983-89	5.0		U	S	TWC	1	ALL	D-665-3	861012	
1989	5.0		UL	D	2TWC	2	ALL	D-665-3	861010	
1989-92	5.0		UR	D	2TWC	2	ALL	D-665-3	861010	
1975-80	5.7		U	S	TWC	1	ALL	D-665-3	861005	
1981	5.7		U	S	TWC	1	ALL	D-665-3	861010	
1987-92	5.7		U	S	TWC	1	ALL	D-665-3	861012	
1988-89	5.7		UR	D	2TWC	2	ALL	D-665-3	861010	
1988-92	5.7		UL	D	2TWC	2	ALL	D-665-3	861010	
1993-94	5.7		U	S	TWC	1	ALL	D-665-3	861006	

CAPRICE

1980	3.8		U	S	TWC	1	ALL	D-665-3	861004	
1981-84	3.8		U	S	TWC	1	ALL	D-665-3	861010	
1984	3.8		U	S	TWC	1	ALL	D-665-3	861011	
1977-79	4.1		U	S	TWC	1	ALL	D-665-3	861005	
1985-90	4.3		U	S	TWC	1	ALL	D-665-3	861010	
1992-93	4.3		U	S	TWC	1	ALL	D-665-3	861004	
1994-95	4.3		UL	D	2TWC	2	ALL	D-665-3	861004	
1994-95	4.3		UR	D	2TWC	2	ALL	D-665-3	861004	
1980	4.4		U	S	TWC	1	ALL	D-665-3	861005	
1981-82	4.4		U	S	TWC	1	ALL	D-665-3	861010	
1977-80	5.0		U	S	TWC	1	ALL	D-665-3	861005	
1981-90	5.0		U	S	TWC	1	ALL	D-665-3	861010	
1991-93	5.0		U	S	TWC	1	ALL	D-665-3	861004	
1975-80	5.7		U	S	TWC	1	ALL	D-665-3	861005	
1981-90	5.7		U	S	TWC	1	ALL	D-665-3	861010	
1991-93	5.7		U	S	TWC	1	ALL	D-665-3	861004	
1994-95	5.7		UL	D	2TWC	2	ALL	D-665-3	861004	
1994-95	5.7		UR	D	2TWC	2	ALL	D-665-3	861004	
1975-76	6.6		U	S	TWC	1	ALL	D-665-3	861005	
1975-76	7.4		U	S	TWC	1	ALL	D-665-3	861005	

CAVALIER

1982	1.8		U	S	TWC	1	ALL	D-665-3	861008	
1983-86	2.0		U	S	TWC	1	ALL	D-665-3	861002	
1987-89	2.0		U	S	TWC	1	ALL	D-665-3	861022	
1990-95	2.2		U	S	TWC	1	ALL	D-665-3	861022	
1995	2.3		U	S	TWC	1	ALL	D-665-3	861022	
1985-89	2.8		U	S	TWC	1	ALL	D-665-3	861022	
1987-89	2.8		U	S	TWC	1	ALL	D-665-3	861023	
1990	3.1		U	S	TWC	1	ALL	D-665-3	861023	
1990-94	3.1		U	S	TWC	1	ALL	D-665-3	861022	

CELEBRITY

1982-90	2.5		U	S	TWC	1	ALL	D-665-3	861022	
1982-86	2.8		U	S	TWC	1	ALL	D-665-3	861009	
1986-89	2.8		U	S	TWC	1	ALL	D-665-3	861022	
1990	3.1		U	S	TWC	1	ALL	D-665-3	861022	

Years	Liters	Comments	Location	Exhaust Type	Converter Type	# Converters	Drive Type	Executive Order	Universal #	Direct Fit #
-------	--------	----------	----------	--------------	----------------	--------------	------------	-----------------	-------------	--------------

CHEVROLET

CHEVETTE

1976-77	1.4		U	S	TWC	1	ALL	D-665-3	861005	
1976-80	1.6		U	S	TWC	1	ALL	D-665-3	861005	
1981-87	1.6		U	S	TWC	1	ALL	D-665-3	861009	

CITATION

1980-83	2.5		U	S	TWC	1	ALL	D-665-3	861003	
1980	2.8		U	S	TWC	1	ALL	D-665-3	861003	
1981-82	2.8		U	S	TWC	1	ALL	D-665-3	861010	
1982-83	2.8		U	S	TWC	1	ALL	D-665-3	861009	

CORSICA

1987-89	2.0		U	S	TWC	1	ALL	D-665-3	861022	
1990-95	2.2		U	S	TWC	1	ALL	D-665-3	861022	
1987-89	2.8		U	S	TWC	1	ALL	D-665-3	861022	
1990-95	3.1		U	S	TWC	1	ALL	D-665-3	861022	

CORVETTE

1980	5.0		U	S	TWC	1	ALL	D-665-3	861005	
1975-81	5.7		U	S	TWC	1	ALL	D-665-3	861005	
1982-85	5.7		U	S	TWC	1	ALL	D-665-3	861012	
1986-89	5.7		FL	DS	2TWC,TWC	3	ALL	D-665-13	862105	
1986-89	5.7		FR	DS	2TWC,TWC	3	ALL	D-665-13	862105	
1986-89	5.7		R	DS	2TWC,TWC	3	ALL	D-665-13	872019	
1990-91	5.7		FL	D	2TWC	2	ALL	D-665-13	862006	
1990-91	5.7		FR	D	2TWC	2	ALL	D-665-13	862006	
1990-91	5.7		R	D	2TWC	2	ALL	D-665-13	872019	
1992-95	5.7		UL	D	2TWC	2	ALL	D-665-3	861024	
1992-95	5.7		UR	D	2TWC	2	ALL	D-665-3	861024	

EL CAMINO

1978-79	3.3		U	S	TWC	1	ALL	D-665-2	863003	
1978-80	3.8		U	S	TWC	1	ALL	D-665-2	863003	
1981-84	3.8		U	S	TWC	1	ALL	D-665-2	863007	
1984	3.8		U	S	TWC	1	ALL	D-665-2	863008	
1975-77	4.1		U	S	TWC	1	ALL	D-665-2	863004	
1985-87	4.3		U	S	TWC	1	ALL	D-665-2	863007	
1979	4.4		U	S	TWC	1	ALL	D-665-2	863003	
1980-82	4.4		U	S	TWC	1	ALL	D-665-2	863007	
1976-79	5.0		U	S	TWC	1	ALL	D-665-2	863004	
1978	5.0		U	S	TWC	1	ALL	D-665-2	863003	
1980-87	5.0		U	S	TWC	1	ALL	D-665-2	863007	
1975-79	5.7		U	S	TWC	1	ALL	D-665-2	863004	
1975-76	6.6		U	S	TWC	1	ALL	D-665-2	863003	

G10

1975-84	4.1		U	S	TWC	1	ALL	D-665-2	863004	863515
1985-94	4.3		U	S	TWC	1	ALL	D-665-2	863004	
1985-95	4.3		U	S	TWC	1	ALL	D-665-2		863515
1995	4.3		U	S	TWC	1	ALL	D-665-2	863005	863509
1977-94	5.0		U	S	TWC	1	ALL	D-665-2	863004	863515
1995	5.0		U	S	TWC	1	ALL	D-665-2	863005	863509
1975-86	5.7		U	S	TWC	1	ALL	D-665-2	863004	863515
1987-89	5.7		F	S	TWC,OC	2	ALL	D-665-19	703003	
1987-89	5.7		R	S	TWC,OC	2	ALL	D-665-19	704003	

PRE-OBDII

Years Liters Comments Location Exhaust Type Converter Type # Converters Drive Type Executive Order Universal # Direct Fit #

CHEVROLET

G10 (Continued)

1987-93	5.7		U	S	TWC	1	ALL	D-665-2		863509
1987-94	5.7		U	S	TWC	1	ALL	D-665-2	863005	
1990	5.7		F	S	TWC(2)	2	ALL	D-665-19	703003	
1990	5.7		R	S	TWC(2)	2	ALL	D-665-19	704003	
1994	5.7		U	S	TWC	1	ALL	D-665-2		863518

G20

1975-84	4.1		U	S	TWC	1	ALL	D-665-2	863004	863515
1985-94	4.3		U	S	TWC	1	ALL	D-665-2	863004	863515
1991-95	4.3		U	S	TWC	1	ALL	D-665-2	863005	
1995	4.3		U	S	TWC	1	ALL	D-665-2		863509
1977-94	5.0		U	S	TWC	1	ALL	D-665-2	863004	863515
1995	5.0		U	S	TWC	1	ALL	D-665-2	863005	863509
1975-86	5.7		U	S	TWC	1	ALL	D-665-2	863004	863515
1987-89	5.7		F	S	TWC,OC	2	ALL	D-665-19	703003	
1987-89	5.7		R	S	TWC,OC	2	ALL	D-665-19	704003	
1987-95	5.7		U	S	TWC	1	ALL	D-665-2	863005	863509
1990	5.7		F	S	TWC(2)	2	ALL	D-665-19	703003	
1990	5.7		R	S	TWC(2)	2	ALL	D-665-19	704003	
1991	5.7		U	S	TWC	1	ALL	D-665-2		863518
1979-80	6.6		U	S	TWC	1	ALL	D-665-2	863004	
1988-91	7.4		U	S	TWC	1	ALL	D-665-2	863005	

G30

1978-84	4.1		U	S	TWC	1	ALL	D-665-2	863004	863515
1985-94	4.3		U	S	TWC	1	ALL	D-665-2	863004	863515
1991-95	4.3		U	S	TWC	1	ALL	D-665-2	863005	863517
1978-85	5.0		U	S	TWC	1	ALL	D-665-2	863004	863515
1978-86	5.7		U	S	TWC	1	ALL	D-665-2	863004	863515
1987-89	5.7		F	S	TWC,OC	2	ALL	D-665-19	703003	
1987-89	5.7		R	S	TWC,OC	2	ALL	D-665-19	704003	
1990	5.7		F	S	TWC(2)	2	ALL	D-665-19	703003	
1990	5.7		R	S	TWC(2)	2	ALL	D-665-19	704003	
1991-95	5.7		U	S	TWC	1	ALL	D-665-2	863005	863518
1995	5.7		U	S	TWC	1	ALL	D-665-2		863517
1978-79	6.6		U	S	TWC	1	ALL	D-665-2	863004	
1975-76	7.4		U	S	TWC	1	ALL	D-665-2	863004	
1988-89	7.4		F	S	TWC,OC	2	ALL	D-665-19	703003	
1988-89	7.4		R	S	TWC,OC	2	ALL	D-665-19	704003	
1988-95	7.4		U	S	TWC	1	ALL	D-665-2	863005	
1990	7.4		F	S	TWC(2)	2	ALL	D-665-19	703003	
1990	7.4		R	S	TWC(2)	2	ALL	D-665-19	704003	
1992-93	7.4		U	S	TWC	1	ALL	D-665-2		863517
1994-95	7.4		U	S	TWC	1	ALL	D-665-2		863518

IMPALA

1980	3.8		U	S	TWC	1	ALL	D-665-3	861004	
1981-84	3.8		U	S	TWC	1	ALL	D-665-3	861010	
1984	3.8		U	S	TWC	1	ALL	D-665-3	861011	
1977-79	4.1		U	S	TWC	1	ALL	D-665-3	861005	
1985	4.3		U	S	TWC	1	ALL	D-665-3	861010	
1980	4.4		U	S	TWC	1	ALL	D-665-3	861005	

Years	Liters	Comments	Location	Exhaust Type	Converter Type	# Converters	Drive Type	Executive Order	Universal #	Direct Fit #
-------	--------	----------	----------	--------------	----------------	--------------	------------	-----------------	-------------	--------------

CHEVROLET

IMPALA (Continued)

1981-82	4.4		U	S	TWC	1	ALL	D-665-3	861010	
1977-80	5.0		U	S	TWC	1	ALL	D-665-3	861005	
1981-85	5.0		U	S	TWC	1	ALL	D-665-3	861010	
1975-80	5.7		U	S	TWC	1	ALL	D-665-3	861005	
1981-85	5.7		U	S	TWC	1	ALL	D-665-3	861010	
1994-95	5.7		UL	D	2TWC	2	ALL	D-665-3	861004	
1994-95	5.7		UR	D	2TWC	2	ALL	D-665-3	861004	
1975-76	6.6		U	S	TWC	1	ALL	D-665-3	861005	
1975-76	7.4		U	S	TWC	1	ALL	D-665-3	861005	

K10

1975-84	4.1		U	S	TWC	1	ALL	D-665-2	863004	863515
1985-86	4.3		U	S	TWC	1	ALL	D-665-2	863004	863515
1976-86	5.0		U	S	TWC	1	ALL	D-665-2	863004	863515
1975-86	5.7		U	S	TWC	1	ALL	D-665-2	863004	863515
1976-80	6.6		U	S	TWC	1	ALL	D-665-2	863004	
1975-80	7.4		U	S	TWC	1	ALL	D-665-2	863004	863515

K10 SUBURBAN

1975-80	4.1		U	S	TWC	1	ALL	D-665-2	863004	863515
1976-86	5.0		U	S	TWC	1	ALL	D-665-2	863004	863515
1975-86	5.7		U	S	TWC	1	ALL	D-665-2	863004	863515
1979	6.6		U	S	TWC	1	ALL	D-665-2	863004	
1975-80	7.4		U	S	TWC	1	ALL	D-665-2	863004	863515

K1500

1994-95	4.3		U	S	TWC	1	ALL	D-665-2	863005	
1994-95	5.0		U	S	TWC	1	ALL	D-665-2	863005	863518
1988-89	5.7		F	S	TWC,OC	2	ALL	D-665-19	703003	
1988-89	5.7		R	S	TWC,OC	2	ALL	D-665-19	704003	
1988-95	5.7		U	S	TWC	1	ALL	D-665-2	863005	863518
1993	5.7		U	S	TWC	1	ALL	D-665-2		863509

K1500 SUBURBAN

1992-93	5.7		F	S	TWC(2)	2	ALL	D-665-19	703003	
1992-93	5.7		R	S	TWC(2)	2	ALL	D-665-19	704003	
1992-95	5.7		U	S	TWC	1	ALL	D-665-2	863005	

K20

1975-84	4.1		U	S	TWC	1	ALL	D-665-2	863004	863515
1985-86	4.3		U	S	TWC	1	ALL	D-665-2	863004	863515
1977-86	5.0		U	S	TWC	1	ALL	D-665-2	863004	
1975-86	5.7		U	S	TWC	1	ALL	D-665-2	863004	
1979	6.6		U	S	TWC	1	ALL	D-665-2	863004	
1978-82	7.4		U	S	TWC	1	ALL	D-665-2	863004	

K20 SUBURBAN

1980-86	5.0		U	S	TWC	1	ALL	D-665-2	863004	
1983-86	5.0		U	S	TWC	1	ALL	D-665-2		863515
1975-86	5.7		U	S	TWC	1	ALL	D-665-2	863004	
1983-86	5.7		U	S	TWC	1	ALL	D-665-2		863515
1978-79	6.6		U	S	TWC	1	ALL	D-665-2	863004	
1978-82	7.4		U	S	TWC	1	ALL	D-665-2	863004	

PRE-OBDII

PRE-OBDII

Years Liters Comments Location Exhaust Type Converter Type # Converters Drive Type Executive Order Universal # Direct Fit #

CHEVROLET

K2500

1990-93	4.3		U	S	TWC	1	ALL	D-665-2	863004	
1990-95	4.3		U	S	TWC	1	ALL	D-665-2		863517
1993-95	4.3		U	S	TWC	1	ALL	D-665-2	863005	
1994-95	5.0		U	S	TWC	1	ALL	D-665-2	863005	863509
1988-89	5.7		F	S	TWC,OC	2	ALL	D-665-19	703003	
1988-89	5.7		R	S	TWC,OC	2	ALL	D-665-19	704003	
1990-95	5.7		U	S	TWC	1	ALL	D-665-2	863005	863518
1991-95	7.4		U	S	TWC	1	ALL	D-665-2	863005	863518

K2500 SUBURBAN

1992-93	5.7		F	S	TWC(2)	2	ALL	D-665-19	703003	
1992-93	5.7		R	S	TWC(2)	2	ALL	D-665-19	704003	
1992-95	5.7		U	S	TWC	1	ALL	D-665-2	863005	863518
1992-93	7.4		F	S	TWC(2)	2	ALL	D-665-19	703003	
1992-93	7.4		R	S	TWC(2)	2	ALL	D-665-19	704003	
1992-95	7.4		U	S	TWC	1	ALL	D-665-2	863005	863518

K3500

1988-89	5.7		F	S	TWC,OC	2	ALL	D-665-19	703003	
1988-89	5.7		R	S	TWC,OC	2	ALL	D-665-19	704003	
1990-92	5.7		U	S	TWC	1	ALL	D-665-2		863518
1990-95	5.7		U	S	TWC	1	ALL	D-665-2	863005	
1993-95	5.7		U	S	TWC	1	ALL	D-665-2		863509
1988-89	7.4		F	S	TWC,OC	2	ALL	D-665-19	703003	
1988-89	7.4		R	S	TWC,OC	2	ALL	D-665-19	704003	
1990-92	7.4		U	S	TWC	1	ALL	D-665-2		863518
1990-95	7.4		U	S	TWC	1	ALL	D-665-2	863005	
1993-95	7.4		U	S	TWC	1	ALL	D-665-2		863509

K5 BLAZER

1975-82	4.1		U	S	TWC	1	ALL	D-665-2	863004	863515
1977-86	5.0		U	S	TWC	1	ALL	D-665-2	863004	863515
1975-86	5.7		U	S	TWC	1	ALL	D-665-2	863004	863515
1975-79	6.6		U	S	TWC	1	ALL	D-665-2	863004	

LAGUNA

1975	5.7		U	S	TWC	1	ALL	D-665-3	861005	
1975	6.6		U	S	TWC	1	ALL	D-665-3	861005	

LLV

1994-95	2.2		U	S	TWC	1	ALL	D-665-2	863003	
1987-93	2.5		U	S	TWC	1	ALL	D-665-2	863003	863545

LUMINA

1993	2.2		U	S	TWC	1	ALL	D-665-3	861022	
1990-92	2.5		U	S	TWC	1	ALL	D-665-3	861022	
1990-93	3.1		U	S	TWC	1	ALL	D-665-3	861022	
1994-95	3.1		U	S	TWC	1	ALL	D-665-3	861023	
1991-95	3.4		U	S	TWC	1	ALL	D-665-3	861024	

LUMINA APV

1990-91	3.1		U	S	TWC	1	ALL	D-665-2	863003	
1992	3.1		U	S	TWC	1	ALL	D-665-2	863004	
1993-95	3.1		U	S	TWC	1	ALL	D-665-2	863007	863550
1992	3.8		U	S	TWC	1	ALL	D-665-2	863004	

Years	Liters	Comments	Location	Exhaust Type	Converter Type	# Converters	Drive Type	Executive Order	Universal #	Direct Fit #
-------	--------	----------	----------	--------------	----------------	--------------	------------	-----------------	-------------	--------------

CHEVROLET

LUMINA APV (Continued)

1993-95	3.8		U	S	TWC	1	ALL	D-665-2	863003	863551
---------	-----	--	---	---	-----	---	-----	---------	--------	--------

LUV

1975-81	1.8		U	S	TWC	1	ALL	D-665-2		863547
1975-82	1.8		U	S	TWC	1	ALL	D-665-2	863004	

MALIBU

1978-79	3.3		U	S	TWC	1	ALL	D-665-3	861004	
1978-80	3.8		U	S	TWC	1	ALL	D-665-3	861004	
1981-83	3.8		U	S	TWC	1	ALL	D-665-3	861010	
1975-77	4.1		U	S	TWC	1	ALL	D-665-3	861005	
1979	4.4		U	S	TWC	1	ALL	D-665-3	861004	
1980	4.4		U	S	TWC	1	ALL	D-665-3	861005	
1981-82	4.4		U	S	TWC	1	ALL	D-665-3	861010	
1976-80	5.0		U	S	TWC	1	ALL	D-665-3	861005	
1978	5.0		U	S	TWC	1	ALL	D-665-3	861004	
1981-83	5.0		U	S	TWC	1	ALL	D-665-3	861010	
1975-79	5.7		U	S	TWC	1	ALL	D-665-3	861005	
1980-81	5.7		U	S	TWC	1	ALL	D-665-3	861004	
1975-76	6.6		U	S	TWC	1	ALL	D-665-3	861005	
1975	7.4		U	S	TWC	1	ALL	D-665-3	861005	

MONTE CARLO

1995	3.1		U	S	TWC	1	ALL	D-665-3	861023	
1978-79	3.3		U	S	TWC	1	ALL	D-665-3	861004	
1995	3.4		U	S	TWC	1	ALL	D-665-3	861024	
1978-83	3.8		U	S	TWC	1	ALL	D-665-3	861004	
1980	3.8		U	S	TWC	1	ALL	D-665-3	861005	
1981-84	3.8		U	S	TWC	1	ALL	D-665-3	861010	
1985-88	4.3		U	S	TWC	1	ALL	D-665-3	861010	
1979	4.4		U	S	TWC	1	ALL	D-665-3	861004	
1980	4.4		U	S	TWC	1	ALL	D-665-3	861005	
1981-82	4.4		U	S	TWC	1	ALL	D-665-3	861010	
1976-80	5.0		U	S	TWC	1	ALL	D-665-3	861005	
1978	5.0		U	S	TWC	1	ALL	D-665-3	861004	
1981-88	5.0		U	S	TWC	1	ALL	D-665-3	861010	
1983-88	5.0		U	S	TWC	1	ALL	D-665-3	861012	
1975-77	5.7		U	S	TWC	1	ALL	D-665-3	861005	
1981	5.7		U	S	TWC	1	ALL	D-665-3	861004	
1975-76	6.6		U	S	TWC	1	ALL	D-665-3	861005	
1975	7.4		U	S	TWC	1	ALL	D-665-3	861005	

MONZA

1975-77	2.3		U	S	TWC	1	ALL	D-665-3	861005	
1978-80	2.5		U	S	TWC	1	ALL	D-665-3	861005	
1978-79	3.2		U	S	TWC	1	ALL	D-665-3	861005	
1978-80	3.8		U	S	TWC	1	ALL	D-665-3	861005	
1975-76	4.3		U	S	TWC	1	ALL	D-665-3	861005	
1976-79	5.0		U	S	TWC	1	ALL	D-665-3	861005	
1975	5.7		U	S	TWC	1	ALL	D-665-3	861005	

NOVA

1985-88	1.6		U	S	TWC	1	ALL	D-665-3	861009	
---------	-----	--	---	---	-----	---	-----	---------	--------	--

PRE-OBDII

PRE-OBDII

Years Liters Comments Location Exhaust Type Converter Type # Converters Drive Type Executive Order Universal # Direct Fit #

CHEVROLET

NOVA (Continued)

1988	1.6		U	S	TWC	1	ALL	D-665-3	861028	
1975-79	4.1		U	S	TWC	1	ALL	D-665-3	861005	
1975	4.3		U	S	TWC	1	ALL	D-665-3	861005	
1976-79	5.0		U	S	TWC	1	ALL	D-665-3	861005	
1975-79	5.7		U	S	TWC	1	ALL	D-665-3	861005	

P20

1987-89	5.7		F	S	TWC,OC	2	ALL	D-665-19	703003	
1987-89	5.7		R	S	TWC,OC	2	ALL	D-665-19	704003	

P30

1991-94	4.3		U	S	TWC	1	ALL	D-665-2		863517
1991-95	4.3		U	S	TWC	1	ALL	D-665-2	863005	
1995	4.3		U	S	TWC	1	ALL	D-665-2		863518
1987-89	5.7		F	S	TWC,OC	2	ALL	D-665-19	703003	
1987-89	5.7		R	S	TWC,OC	2	ALL	D-665-19	704003	
1990-95	5.7		U	S	TWC	1	ALL	D-665-2	863005	863518
1987-89	7.4		F	S	TWC,OC	2	ALL	D-665-19	703003	
1987-89	7.4		R	S	TWC,OC	2	ALL	D-665-19	704003	
1990-95	7.4		U	S	TWC	1	ALL	D-665-2	863005	863518

R10

1987	4.3		U	S	TWC	1	ALL	D-665-2	863004	863515
1987	5.0		U	S	TWC	1	ALL	D-665-2	863004	863515
1987	5.7		F	S	TWC,OC	2	ALL	D-665-19	703003	
1987	5.7		R	S	TWC,OC	2	ALL	D-665-19	704003	
1987	5.7		U	S	TWC	1	ALL	D-665-2	863004	863515

R10 SUBURBAN

1987	5.0		U	S	TWC	1	ALL	D-665-2	863004	863515
1987-88	5.7		F	S	TWC,OC	2	ALL	D-665-19	703003	
1987-88	5.7		R	S	TWC,OC	2	ALL	D-665-19	704003	
1987-88	5.7		U	S	TWC	1	ALL	D-665-2	863005	
1988	5.7		U	S	TWC	1	ALL	D-665-2		863518

R1500 SUBURBAN

1989	5.7		F	S	TWC,OC	2	ALL	D-665-19	703003	
1989	5.7		R	S	TWC,OC	2	ALL	D-665-19	704003	
1989-91	5.7		U	S	TWC	1	ALL	D-665-2	863005	
1990-91	5.7		F	S	TWC(2)	2	ALL	D-665-19	703003	
1990-91	5.7		R	S	TWC(2)	2	ALL	D-665-19	704003	

R20

1987	4.3		U	S	TWC	1	ALL	D-665-2		863515
1987-88	4.3		U	S	TWC	1	ALL	D-665-2	863004	
1988	4.3		U	S	TWC	1	ALL	D-665-2		863517
1987-88	5.0		U	S	TWC	1	ALL	D-665-2	863004	
1988	5.0		U	S	TWC	1	ALL	D-665-2		863517
1987-88	5.7		F	S	TWC,OC	2	ALL	D-665-19	703003	
1987-88	5.7		R	S	TWC,OC	2	ALL	D-665-19	704003	
1987-88	7.4		F	S	TWC,OC	2	ALL	D-665-19	703003	
1987-88	7.4		R	S	TWC,OC	2	ALL	D-665-19	704003	

R20 SUBURBAN

1987-88	5.7		F	S	TWC,OC	2	ALL	D-665-19	703003	
---------	-----	--	---	---	--------	---	-----	----------	--------	--

PRE-OBDII

Years	Liters	Comments	Location	Exhaust Type	Converter Type	# Converters	Drive Type	Executive Order	Universal #	Direct Fit #
-------	--------	----------	----------	--------------	----------------	--------------	------------	-----------------	-------------	--------------

CHEVROLET

R20 SUBURBAN (Continued)

1987-88	5.7		R	S	TWC,OC	2	ALL	D-665-19	704003	
1987-88	5.7		U	S	TWC	1	ALL	D-665-2	863005	863518
1987	7.4		U	S	TWC	1	ALL	D-665-2	863005	863518
1987-88	7.4		F	S	TWC,OC	2	ALL	D-665-19	703003	
1987-88	7.4		R	S	TWC,OC	2	ALL	D-665-19	704003	

R2500

1989	7.4		F	S	TWC,OC	2	ALL	D-665-19	703003	
1989	7.4		R	S	TWC,OC	2	ALL	D-665-19	704003	

R2500 SUBURBAN

1989	5.7		F	S	TWC,OC	2	ALL	D-665-19	703003	
1989	5.7		R	S	TWC,OC	2	ALL	D-665-19	704003	
1989-91	5.7		U	S	TWC	1	ALL	D-665-2	863005	863518
1990-91	5.7		F	S	TWC(2)	2	ALL	D-665-19	703003	
1990-91	5.7		R	S	TWC(2)	2	ALL	D-665-19	704003	
1989	7.4		F	S	TWC,OC	2	ALL	D-665-19	703003	
1989	7.4		R	S	TWC,OC	2	ALL	D-665-19	704003	
1989-91	7.4		U	S	TWC	1	ALL	D-665-2	863005	863518
1990-91	7.4		F	S	TWC(2)	2	ALL	D-665-19	703003	
1990-91	7.4		R	S	TWC(2)	2	ALL	D-665-19	704003	

R30

1987-88	5.7		F	S	TWC,OC	2	ALL	D-665-19	703003	
1987-88	5.7		R	S	TWC,OC	2	ALL	D-665-19	704003	
1987-88	7.4		F	S	TWC,OC	2	ALL	D-665-19	703003	
1987-88	7.4		R	S	TWC,OC	2	ALL	D-665-19	704003	

R3500

1989	5.7		F	S	TWC,OC	2	ALL	D-665-19	703003	
1989	5.7		R	S	TWC,OC	2	ALL	D-665-19	704003	
1990	5.7		U	S	TWC	1	ALL	D-665-2	863005	863518
1989	7.4		F	S	TWC,OC	2	ALL	D-665-19	703003	
1989	7.4		R	S	TWC,OC	2	ALL	D-665-19	704003	
1990	7.4		U	S	TWC	1	ALL	D-665-2	863005	863518

S10

1982-85	1.9		U	S	TWC	1	ALL	D-665-2	863003	863545
1983-84	2.0		U	S	TWC	1	ALL	D-665-2	863003	863545
1994-95	2.2		U	S	TWC	1	ALL	D-665-2	863002	
1985-93	2.5		U	S	TWC	1	ALL	D-665-2	863003	863545
1982-87	2.8		U	S	TWC	1	ALL	D-665-2	863003	863545
1988-93	2.8		U	S	TWC	1	ALL	D-665-2	863004	
1988-94	4.3		U	S	TWC	1	ALL	D-665-2	863004	
1995	4.3		U	S	TWC	1	2WD	D-665-18	640003	

S10 BLAZER

1983-84	1.9		U	S	TWC	1	ALL	D-665-2	863003	863545
1983-84	2.0		U	S	TWC	1	ALL	D-665-2	863003	863545
1985-88	2.5		U	S	TWC	1	ALL	D-665-2	863003	863545
1983-87	2.8		U	S	TWC	1	ALL	D-665-2	863003	863545
1988-90	2.8		U	S	TWC	1	ALL	D-665-2	863004	
1988-94	4.3		U	S	TWC	1	ALL	D-665-2	863004	
1992-94	4.3		U	S	TWC	1	ALL	D-665-2		863553

PRE-OBDII

Years Liters Comments Location Exhaust Type Converter Type # Converters Drive Type Executive Order Universal # Direct Fit #

CHEVROLET

SPECTRUM

1985-88	1.5		U	S	TWC	1	ALL	D-665-3	861024	
1987-88	1.5		R	S	TWC(2)	2	ALL	D-665-13	872106	

SPRINT

1985-88	1.0		U	S	TWC	1	ALL	D-665-3	861022	
---------	-----	--	---	---	-----	---	-----	---------	--------	--

TAHOE

1995	5.7	2 Door	U	S	TWC	1	ALL	D-665-2	863005	
------	-----	--------	---	---	-----	---	-----	---------	--------	--

V10

1987	4.3		U	S	TWC	1	ALL	D-665-2	863004	863515
1987	5.0		U	S	TWC	1	ALL	D-665-2	863004	863515
1987	5.7		F	S	TWC,OC	2	ALL	D-665-19	703003	
1987	5.7		R	S	TWC,OC	2	ALL	D-665-19	704003	
1987	5.7		U	S	TWC	1	ALL	D-665-2	863004	863515

V10 SUBURBAN

1987	5.0		U	S	TWC	1	ALL	D-665-2	863004	863515
1987-88	5.7		F	S	TWC,OC	2	ALL	D-665-19	703003	
1987-88	5.7		R	S	TWC,OC	2	ALL	D-665-19	704003	
1987-88	5.7		U	S	TWC	1	ALL	D-665-2	863005	863518

V1500 SUBURBAN

1989	5.7		F	S	TWC,OC	2	ALL	D-665-19	703003	
1989	5.7		R	S	TWC,OC	2	ALL	D-665-19	704003	
1989-91	5.7		U	S	TWC	1	ALL	D-665-2	863005	
1990-91	5.7		F	S	TWC(2)	2	ALL	D-665-19	703003	
1990-91	5.7		R	S	TWC(2)	2	ALL	D-665-19	704003	

V20

1987	4.3		U	S	TWC	1	ALL	D-665-2	863004	863515
1987	5.0		U	S	TWC	1	ALL	D-665-2	863004	
1987	5.7		F	S	TWC,OC	2	ALL	D-665-19	703003	
1987	5.7		R	S	TWC,OC	2	ALL	D-665-19	704003	

V20 SUBURBAN

1987-88	5.7		F	S	TWC,OC	2	ALL	D-665-19	703003	
1987-88	5.7		R	S	TWC,OC	2	ALL	D-665-19	704003	
1987-88	5.7		U	S	TWC	1	ALL	D-665-2	863005	863518
1987-88	7.4		F	S	TWC,OC	2	ALL	D-665-19	703003	
1987-88	7.4		R	S	TWC,OC	2	ALL	D-665-19	704003	
1987-88	7.4		U	S	TWC	1	ALL	D-665-2	863005	863518

V2500 SUBURBAN

1989	5.7		F	S	TWC,OC	2	ALL	D-665-19	703003	
1989	5.7		R	S	TWC,OC	2	ALL	D-665-19	704003	
1989-91	5.7		U	S	TWC	1	ALL	D-665-2	863005	863518
1990-91	5.7		F	S	TWC(2)	2	ALL	D-665-19	703003	
1990-91	5.7		R	S	TWC(2)	2	ALL	D-665-19	704003	
1990-91	7.4		F	S	TWC(2)	2	ALL	D-665-19	703003	
1990-91	7.4		R	S	TWC(2)	2	ALL	D-665-19	704003	

V30

1987-88	5.7		F	S	TWC,OC	2	ALL	D-665-19	703003	
1987-88	5.7		R	S	TWC,OC	2	ALL	D-665-19	704003	
1987-88	7.4		F	S	TWC,OC	2	ALL	D-665-19	703003	
1987-88	7.4		R	S	TWC,OC	2	ALL	D-665-19	704003	

Years	Liters	Comments	Location	Exhaust Type	Converter Type	# Converters	Drive Type	Executive Order	Universal #	Direct Fit #
-------	--------	----------	----------	--------------	----------------	--------------	------------	-----------------	-------------	--------------

CHEVROLET

V3500

1989	5.7		F	S	TWC,OC	2	ALL	D-665-19	703003	
1989	5.7		R	S	TWC,OC	2	ALL	D-665-19	704003	
1990-91	5.7		U	S	TWC	1	ALL	D-665-2	863005	863518
1989	7.4		F	S	TWC,OC	2	ALL	D-665-19	703003	
1989	7.4		R	S	TWC,OC	2	ALL	D-665-19	704003	
1990-91	7.4		U	S	TWC	1	ALL	D-665-2	863005	863518

VEGA

1975-76	2.0		U	S	TWC	1	ALL	D-665-3	861005	
1975-77	2.3		U	S	TWC	1	ALL	D-665-3	861005	

CHRYSLER

CIRRUS

1995	2.4		U	S	TWC	1	ALL	D-665-3	861023	
1995	2.5		U	S	TWC	1	ALL	D-665-3	861023	

CONCORDE

1993-95	3.3		FL	DS	2TWC,TWC	3	ALL	D-665-13	862104	
1993-95	3.3		FR	DS	2TWC,TWC	3	ALL	D-665-13	862104	
1993-95	3.3		R	DS	2TWC,TWC	3	ALL	D-665-13	872037	
1993-95	3.5		FL	DS	2TWC,TWC	3	ALL	D-665-13	862104	
1993-95	3.5		FR	DS	2TWC,TWC	3	ALL	D-665-13	862104	
1993-95	3.5		R	DS	2TWC,TWC	3	ALL	D-665-13	872037	

CONQUEST

1987-89	2.6		R	S	TWC(2)	2	ALL	D-665-13	872104	
---------	-----	--	---	---	--------	---	-----	----------	--------	--

CORDOBA

1980-83	3.7		R	S	TWC(2)	2	ALL	D-665-13	872004	
1975-79	5.2		U	S	TWC	1	ALL	D-665-3	861004	
1979	5.2		R	DS	2TWC,TWC	3	ALL	D-665-13	872005	
1980-83	5.2		R	DS	2TWC,TWC	3	ALL	D-665-13	872015	
1975-79	5.9		U	S	TWC	1	ALL	D-665-3	861004	
1979	5.9		UL	D	2TWC	2	ALL	D-665-3	861004	
1979	5.9		UR	D	2TWC	2	ALL	D-665-3	861004	
1975-78	6.6		U	S	TWC	1	ALL	D-665-3	861004	

E CLASS

1983-84	2.2		U	S	TWC	1	ALL	D-665-3	861009	
1984	2.2		U	S	TWC	1	ALL	D-665-3	861023	
1983-84	2.6		U	S	TWC	1	ALL	D-665-3	861003	

EXECUTIVE LIMOUSINE

1985	2.6		U	S	TWC	1	ALL	D-665-3	861003	
------	-----	--	---	---	-----	---	-----	---------	--------	--

FIFTH AVENUE

1983-89	5.2		R	DS	2TWC,TWC	3	ALL	D-665-13	872015	
---------	-----	--	---	----	----------	---	-----	----------	--------	--

IMPERIAL

1990-91	3.3		U	S	TWC	1	ALL	D-665-3	861024	
1991	3.8		U	S	TWC	1	ALL	D-665-3	861024	
1992-93	3.8		U	S	TWC	1	ALL	D-665-3	861023	
1981-83	5.2		R	DS	2TWC,TWC	3	ALL	D-665-13	872015	
1975	7.2		U	S	TWC	1	ALL	D-665-3	861005	

LASER

1984-86	2.2		U	S	TWC	1	ALL	D-665-3	861009	
1986	2.5		U	S	TWC	1	ALL	D-665-3	861009	

PRE-OBDII

Years Liters Comments Location Exhaust Type Converter Type # Converters Drive Type Executive Order Universal # Direct Fit #

CHRYSLER

LEBARON

1982	2.2		F S	TWC(2)	2	ALL	D-665-13	862014	
1982	2.2		R S	TWC(2)	2	ALL	D-665-13	872014	
1983-90	2.2		U S	TWC	1	ALL	D-665-3	861009	
1984-85	2.2		U S	TWC	1	ALL	D-665-3	861023	
1986	2.2		U S	TWC	1	ALL	D-665-3	861022	
1987-90	2.2		U S	TWC	1	ALL	D-665-3	861024	
1986-93	2.5		U S	TWC	1	ALL	D-665-3	861009	
1989-92	2.5		U S	TWC	1	ALL	D-665-3	861024	
1982-85	2.6		U S	TWC	1	ALL	D-665-3	861003	
1990-91	3.0		U S	TWC	1	ALL	D-665-3	861024	
1992-95	3.0		U S	TWC	1	ALL	D-665-3	861023	
1978-79	3.7		U S	TWC	1	ALL	D-665-3	861004	
1980	3.7		R S	TWC(2)	2	ALL	D-665-13	872004	
1977-79	5.2		U S	TWC	1	ALL	D-665-3	861004	
1980-81	5.2		R DS	2TWC,TWC	3	ALL	D-665-13	872015	
1981	5.2		R DS	2TWC,TWC	3	ALL	D-665-13	872004	
1978-79	5.9		U S	TWC	1	ALL	D-665-3	861004	
1979	5.9		UL D	2TWC	2	ALL	D-665-3	861004	
1979	5.9		UR D	2TWC	2	ALL	D-665-3	861004	

LHS

1994-95	3.5		FL DS	2TWC,TWC	3	ALL	D-665-13	862104	
1994-95	3.5		FR DS	2TWC,TWC	3	ALL	D-665-13	862104	
1994-95	3.5		R DS	2TWC,TWC	3	ALL	D-665-13	872037	

NEW YORKER

1983-84	2.2		U S	TWC	1	ALL	D-665-3	861009	
1984-88	2.2		U S	TWC	1	ALL	D-665-3	861023	
1986-87	2.5		U S	TWC	1	ALL	D-665-3	861009	
1983-85	2.6		U S	TWC	1	ALL	D-665-3	861003	
1988-90	3.0		U S	TWC	1	ALL	D-665-3	861024	
1990	3.3		U S	TWC	1	ALL	D-665-3	861024	
1992-93	3.3		U S	TWC	1	ALL	D-665-3	861023	
1994-95	3.5		FL DS	2TWC,TWC	3	ALL	D-665-13	862104	
1994-95	3.5		FR DS	2TWC,TWC	3	ALL	D-665-13	862104	
1994-95	3.5		R DS	2TWC,TWC	3	ALL	D-665-13	872037	
1982	3.7		R S	TWC(2)	2	ALL	D-665-13	872004	
1991-93	3.8		U S	TWC	1	ALL	D-665-3	861023	
1979	5.2		R DS	2TWC,TWC	3	ALL	D-665-13	872005	
1980-82	5.2		R DS	2TWC,TWC	3	ALL	D-665-13	872015	
1977-78	5.9		U S	TWC	1	ALL	D-665-3	861005	
1979-80	5.9		R DS	2TWC,TWC	3	ALL	D-665-13	872005	
1975-78	6.6		U S	TWC	1	ALL	D-665-3	861005	
1975-76	7.2		UL D	2TWC	2	ALL	D-665-3	861005	
1975-76	7.2		UR D	2TWC	2	ALL	D-665-3	861005	
1975-78	7.2		U S	TWC	1	ALL	D-665-3	861005	

NEWPORT

1979	3.7		U S	TWC	1	ALL	D-665-3	861003	
1980-81	3.7		R S	TWC(2)	2	ALL	D-665-13	872005	
1979	5.2		U S	TWC	1	ALL	D-665-3	861004	
1979-81	5.2		R DS	2TWC,TWC	3	ALL	D-665-13	872015	

Years	Liters	Comments	Location	Exhaust Type	Converter Type	# Converters	Drive Type	Executive Order	Universal #	Direct Fit #
-------	--------	----------	----------	--------------	----------------	--------------	------------	-----------------	-------------	--------------

CHRYSLER

NEWPORT (Continued)

1975-78	5.9		U	S	TWC	1	ALL	D-665-3	861005	
1980	5.9		R	DS	2TWC,TWC	3	ALL	D-665-13	872005	
1975-76	6.6		UL	D	2TWC	2	ALL	D-665-3	861005	
1975-76	6.6		UR	D	2TWC	2	ALL	D-665-3	861005	
1975-78	6.6		U	S	TWC	1	ALL	D-665-3	861005	
1975-76	7.2		UL	D	2TWC	2	ALL	D-665-3	861005	
1975-76	7.2		UR	D	2TWC	2	ALL	D-665-3	861005	
1975-78	7.2		U	S	TWC	1	ALL	D-665-3	861005	

SEBRING

1995	2.0		U	S	TWC	1	ALL	D-665-17	630016	630569
------	-----	--	---	---	-----	---	-----	----------	--------	--------

TC MASERATI

1989-91	2.2		U	S	TWC	1	ALL	D-665-3	861022	
1990-91	3.0		U	S	TWC	1	ALL	D-665-3	861022	

TOWN & COUNTRY

1982	2.2		F	S	TWC(2)	2	ALL	D-665-13	862014	
1982	2.2		R	S	TWC(2)	2	ALL	D-665-13	872014	
1983-84	2.2		U	S	TWC	1	ALL	D-665-3	861009	
1985-86	2.2		U	S	TWC	1	ALL	D-665-3	861003	
1987-88	2.2		U	S	TWC	1	ALL	D-665-3	861024	
1986-88	2.5		U	S	TWC	1	ALL	D-665-3	861009	
1982-85	2.6		U	S	TWC	1	ALL	D-665-3	861003	
1990-93	3.3		U	S	TWC	1	ALL	D-665-2	863003	
1978-79	3.7		U	S	TWC	1	ALL	D-665-3	861003	
1980-81	3.7		R	S	TWC(2)	2	ALL	D-665-13	872004	
1994-95	3.8		U	S	TWC	1	ALL	D-665-2	863003	
1978-79	5.2		U	S	TWC	1	ALL	D-665-3	861004	
1980	5.2		R	S	TWC(2)	2	ALL	D-665-13	872015	
1981	5.2		R	DS	2TWC,TWC	3	ALL	D-665-13	872015	
1978-79	5.9		U	S	TWC	1	ALL	D-665-3	861004	
1975-77	6.6		U	S	TWC	1	ALL	D-665-3	861005	
1975-77	7.2		U	S	TWC	1	ALL	D-665-3	861005	

DAIHATSU

CHARADE

1988-92	1.0		R	S	TWC(2)	2	ALL	D-665-13	872103	
1989-92	1.0		F	S	TWC(2)	2	ALL	D-665-13	862103	
1989-92	1.3		R	S	TWC(2)	2	ALL	D-665-13	872103	

ROCKY

1990-92	1.6		U	S	TWC	1	ALL	D-665-2	863002	
---------	-----	--	---	---	-----	---	-----	---------	--------	--

DODGE

400

1982	2.2		F	S	TWC(2)	2	ALL	D-665-13	862014	
1982	2.2		R	S	TWC(2)	2	ALL	D-665-13	872014	
1983	2.2		U	S	TWC	1	ALL	D-665-3	861009	
1982-83	2.6		U	S	TWC	1	ALL	D-665-3	861003	

600

1983-88	2.2		U	S	TWC	1	ALL	D-665-3	861009	
1984-85	2.2		U	S	TWC	1	ALL	D-665-3	861022	
1986-88	2.2		U	S	TWC	1	ALL	D-665-3	861024	

PRE-OBDII

PRE-OBDII

Years Liters Comments Location Exhaust Type Converter Type # Converters Drive Type Executive Order Universal # Direct Fit #

DODGE

600 (Continued)

1986-88	2.5		U	S	TWC	1	ALL	D-665-3	861009	
1983-85	2.6		U	S	TWC	1	ALL	D-665-3	861003	

ARIES

1981-82	2.2		F	S	TWC(2)	2	ALL	D-665-13	862014	
1981-82	2.2		R	S	TWC(2)	2	ALL	D-665-13	872014	
1983-89	2.2		U	S	TWC	1	ALL	D-665-3	861009	
1985	2.2		U	S	TWC	1	ALL	D-665-3	861022	
1986-89	2.5		U	S	TWC	1	ALL	D-665-3	861009	
1981-85	2.6		U	S	TWC	1	ALL	D-665-3	861003	

ASPEN

1976-78	3.7		U	S	TWC	1	ALL	D-665-3	861004	
1979	3.7		U	S	TWC	1	ALL	D-665-3	861010	
1980	3.7		R	S	TWC(2)	2	ALL	D-665-13	872005	
1976-79	5.2		U	S	TWC	1	ALL	D-665-3	861004	
1980	5.2		R	DS	2TWC,TWC	3	ALL	D-665-13	872005	
1976-80	5.9		U	S	TWC	1	ALL	D-665-3	861004	

AVENGER

1995	2.0		U	S	TWC	1	ALL	D-665-17	630016	630569
1995	2.5		FL	DS	2TWC,TWC	3	ALL	D-665-13	862104	
1995	2.5		FR	DS	2TWC,TWC	3	ALL	D-665-13	862104	

B100

1975-79	3.7		U	S	TWC	1	ALL	D-665-2	863003	
1980	3.7		F	S	OC(2)	2	ALL	D-665-19	703005	
1980	3.7		R	S	OC(2)	2	ALL	D-665-19	704007	
1975-79	5.2		U	S	TWC	1	ALL	D-665-2	863004	863580
1978-80	5.2		F	S	OC(2)	2	ALL	D-665-19	703005	
1978-80	5.2		R	S	OC(2)	2	ALL	D-665-19	704008	
1975-78	5.9		U	S	TWC	1	ALL	D-665-2	863004	863580
1978	5.9		F	S	OC(2)	2	ALL	D-665-19	703005	
1978	5.9		R	S	OC(2)	2	ALL	D-665-19	704008	

B150

1981-82	3.7		F	S	OC(2)	2	ALL	D-665-19	703005	
1981-82	3.7		R	S	OC(2)	2	ALL	D-665-19	704007	
1983-87	3.7		F	S	OC,TWC+OC	2	ALL	D-665-19	703005	
1983-87	3.7		R	S	OC,TWC+OC	2	ALL	D-665-19	704007	
1988	3.9		F	S	OC,TWC+OC	2	ALL	D-665-19	703005	
1988	3.9		R	S	OC,TWC+OC	2	ALL	D-665-19	704008	
1988-91	3.9		U	S	TWC	1	ALL	D-665-2	863008	
1989	3.9		F	S	TWC(2)	2	ALL	D-665-19	703005	
1989	3.9		R	S	TWC(2)	2	ALL	D-665-19	704008	
1992-93	3.9	To 7/93	U	S	TWC	1	ALL	D-665-2	863005	
1994	3.9	From 7/93	U	S	TWC	1	ALL	D-665-2	863004	
1981	5.2		R	S	OC(2)	2	ALL	D-665-19	704001	
1981	5.2		U	S	TWC	1	ALL	D-665-2	863004	863580
1981-82	5.2		F	S	OC(2)	2	ALL	D-665-19	703005	
1982	5.2		R	S	OC(2)	2	ALL	D-665-19	704008	
1983	5.2		R	S	OC,TWC+OC	2	ALL	D-665-19	704008	
1983-88	5.2		F	S	OC,TWC+OC	2	ALL	D-665-19	703005	
1984-88	5.2		R	S	OC,TWC+OC	2	ALL	D-665-19	704001	

Years	Liters	Comments	Location	Exhaust Type	Converter Type	# Converters	Drive Type	Executive Order	Universal #	Direct Fit #
-------	--------	----------	----------	--------------	----------------	--------------	------------	-----------------	-------------	--------------

DODGE

B150 (Continued)

1988-91	5.2		U	S	TWC	1	ALL	D-665-2	863008	
1992-93	5.2	To 7/93	U	S	TWC	1	ALL	D-665-2	863005	
1994	5.2	From 7/93	U	S	TWC	1	ALL	D-665-2	863004	863580

B1500

1995	3.9		U	S	TWC	1	ALL	D-665-2	863004	
1995	5.2		U	S	TWC	1	ALL	D-665-2	863004	

B200

1975-79	3.7		U	S	TWC	1	ALL	D-665-2	863003	
1980	3.7		F	S	OC(2)	2	ALL	D-665-19	703005	
1980	3.7		R	S	OC(2)	2	ALL	D-665-19	704007	
1975-80	5.2		U	S	TWC	1	ALL	D-665-2	863004	863580
1978-80	5.2		F	S	OC(2)	2	ALL	D-665-19	703005	
1978-80	5.2		R	S	OC(2)	2	ALL	D-665-19	704008	
1975-80	5.9		U	S	TWC	1	ALL	D-665-2	863004	863580
1978-80	5.9		F	S	OC(2)	2	ALL	D-665-19	703005	
1978-80	5.9		R	S	OC(2)	2	ALL	D-665-19	704008	
1976-78	6.6		U	S	TWC	1	ALL	D-665-2	863004	863580

B250

1981-82	3.7		F	S	OC(2)	2	ALL	D-665-19	703005	
1981-82	3.7		R	S	OC(2)	2	ALL	D-665-19	704007	
1983-87	3.7		F	S	OC,TWC+OC	2	ALL	D-665-19	703005	
1983-87	3.7		R	S	OC,TWC+OC	2	ALL	D-665-19	704001	
1988	3.9		F	S	OC,TWC+OC	2	ALL	D-665-19	703005	
1988	3.9		R	S	OC,TWC+OC	2	ALL	D-665-19	704008	
1988-91	3.9		U	S	TWC	1	ALL	D-665-2	863008	
1989	3.9		F	S	TWC(2)	2	ALL	D-665-19	703005	
1989	3.9		R	S	TWC(2)	2	ALL	D-665-19	704008	
1992-93	3.9	To 7/93	U	S	TWC	1	ALL	D-665-2	863005	
1994	3.9	From 7/93	U	S	TWC	1	ALL	D-665-2	863004	
1981-82	5.2		F	S	OC(2)	2	ALL	D-665-19	703005	
1981-82	5.2		R	S	OC(2)	2	ALL	D-665-19	704008	
1981-94	5.2		U	S	TWC	1	ALL	D-665-2	863004	863580
1983-87	5.2		R	S	OC,TWC+OC	2	ALL	D-665-19	704008	
1983-88	5.2		F	S	OC,TWC+OC	2	ALL	D-665-19	703005	
1988	5.2		R	S	OC,TWC+OC	2	ALL	D-665-19	704001	
1988-91	5.2		U	S	TWC	1	ALL	D-665-2	863008	
1992-93	5.2	To 7/93	U	S	TWC	1	ALL	D-665-2	863005	
1981	5.9		U	S	TWC	1	ALL	D-665-2		863580
1981-88	5.9		F	S	OC(2)	2	ALL	D-665-19	703005	
1981-88	5.9		R	S	OC(2)	2	ALL	D-665-19	704008	
1981-94	5.9		U	S	TWC	1	ALL	D-665-2	863004	
1988-91	5.9		U	S	TWC	1	ALL	D-665-2	863008	
1992-93	5.9	To 7/93	U	S	TWC	1	ALL	D-665-2	863008	

B2500

1995	3.9		U	S	TWC	1	ALL	D-665-2	863004	
1995	5.2		U	S	TWC	1	ALL	D-665-2	863004	
1995	5.9		U	S	TWC	1	ALL	D-665-2	863004	

B300

1975-80	3.7		U	S	TWC	1	ALL	D-665-2	863003	
---------	-----	--	---	---	-----	---	-----	---------	--------	--

PRE-OBDII

Years Liters Comments Location Exhaust Type Converter Type # Converters Drive Type Executive Order Universal # Direct Fit #

DODGE

B300 (Continued)

1975-80	5.2		U	S	TWC	1	ALL	D-665-2	863004	863580
1978-80	5.2		F	S	OC(2)	2	ALL	D-665-19	703005	
1978-80	5.2		R	S	OC(2)	2	ALL	D-665-19	704008	
1975-80	5.9		U	S	TWC	1	ALL	D-665-2	863004	863580
1978-80	5.9		F	S	OC(2)	2	ALL	D-665-19	703005	
1978-80	5.9		R	S	OC(2)	2	ALL	D-665-19	704008	
1976-78	6.6		U	S	TWC	1	ALL	D-665-2	863004	863580

B350

1981-82	5.2		F	S	OC(2)	2	ALL	D-665-19	703005	
1981-82	5.2		R	S	OC(2)	2	ALL	D-665-19	704008	
1981-94	5.2		U	S	TWC	1	ALL	D-665-2	863004	863580
1983-88	5.2		F	S	OC,TWC+OC	2	ALL	D-665-19	703005	
1983-88	5.2		R	S	OC,TWC+OC	2	ALL	D-665-19	704008	
1988-91	5.2		U	S	TWC	1	ALL	D-665-2	863008	
1992-93	5.2		U	S	TWC	1	ALL	D-665-2	863005	
1981	5.9		U	S	TWC	1	ALL	D-665-2	863004	863580
1981-88	5.9		F	S	OC(2)	2	ALL	D-665-19	703005	
1981-88	5.9		R	S	OC(2)	2	ALL	D-665-19	704008	
1988-91	5.9		U	S	TWC	1	ALL	D-665-2	863008	
1992	5.9		U	S	TWC	1	ALL	D-665-2	863005	
1993	5.9	To 7/93	U	S	TWC	1	ALL	D-665-2	863005	
1994	5.9	From 7/93	U	S	TWC	1	ALL	D-665-2	863004	863580

B3500

1995	5.2		U	S	TWC	1	ALL	D-665-2	863004	863580
1995	5.9		U	S	TWC	1	ALL	D-665-2	863004	863580

CARAVAN

1984-87	2.6		F	S	OC(2)	2	ALL	D-665-19	703004	
1984-87	2.6		R	S	OC(2)	2	ALL	D-665-19	704009	

CHALLENGER

1978-79	1.6		U	S	TWC	1	ALL	D-665-3	861028	
1978-83	2.6		U	S	TWC	1	ALL	D-665-3	861028	

CHARGER

1984-85	1.6		U	S	TWC	1	ALL	D-665-3	861009	
1983-86	2.2		U	S	TWC	1	ALL	D-665-3	861009	
1985-87	2.2		U	S	TWC	1	ALL	D-665-3	861023	
1976	3.7		U	S	TWC	1	ALL	D-665-3	861003	
1975-78	5.2		U	S	TWC	1	ALL	D-665-3	861004	
1975-78	5.9		U	S	TWC	1	ALL	D-665-3	861004	
1975-78	6.6		U	S	TWC	1	ALL	D-665-3	861004	

COLT

1979-80	1.4		U	S	TWC	1	ALL	D-665-3	861028	
1981-84	1.4		R	S	TWC(2)	2	ALL	D-665-13	872104	
1985-86	1.5		R	S	TWC(2)	2	ALL	D-665-13	872104	
1987-94	1.5		U	S	TWC	1	ALL	D-665-3	861028	
1989-90	1.5		U	S	TWC	1	ALL	D-665-3	861022	
1975-90	1.6		U	S	TWC	1	ALL	D-665-3	861028	
1984-86	1.6		R	S	TWC(2)	2	ALL	D-665-13	872104	
1989-94	1.8		U	S	TWC	1	ALL	D-665-3	861028	

Years	Liters	Comments	Location	Exhaust Type	Converter Type	# Converters	Drive Type	Executive Order	Universal #	Direct Fit #
-------	--------	----------	----------	--------------	----------------	--------------	------------	-----------------	-------------	--------------

DODGE

COLT (Continued)

1975-77	2.0		U	S	TWC	1	ALL	D-665-3	861028	
1984-86	2.0		R	S	TWC(2)	2	ALL	D-665-13	872104	
1987-91	2.0		U	S	TWC	1	ALL	D-665-3	861022	
1992-94	2.4		U	S	TWC	1	ALL	D-665-3	861028	
1978-80	2.6		U	S	TWC	1	ALL	D-665-3	861028	

CONQUEST

1984-86	2.6		R	S	TWC(2)	2	ALL	D-665-13	872104	
---------	-----	--	---	---	--------	---	-----	----------	--------	--

CORONET

1975-76	3.7		U	S	TWC	1	ALL	D-665-3	861003	
1975-76	5.2		U	S	TWC	1	ALL	D-665-3	861004	
1975-76	5.9		U	S	TWC	1	ALL	D-665-3	861004	
1975-76	6.6		U	S	TWC	1	ALL	D-665-3	861004	
1975-76	7.2		U	S	TWC	1	ALL	D-665-3	861004	

D100

1975-77	3.7		U	S	TWC	1	ALL	D-665-2	863002	
1978	3.7		U	S	TWC	1	ALL	D-665-2	863003	
1979	3.7		U	S	TWC	1	ALL	D-665-2	863004	863580
1986-87	3.7		F	S	OC,TWC+OC	2	ALL	D-665-19	703005	
1986-87	3.7		R	S	OC,TWC+OC	2	ALL	D-665-19	704007	
1986-87	3.7		U	S	TWC	1	ALL	D-665-2	863009	
1988	3.9		F	S	OC,TWC+OC	2	ALL	D-665-19	703005	
1988	3.9		R	S	OC,TWC+OC	2	ALL	D-665-19	704008	
1988-89	3.9		U	S	TWC	1	ALL	D-665-2	863009	
1989	3.9		F	S	TWC(2)	2	ALL	D-665-19	703005	
1989	3.9		R	S	TWC(2)	2	ALL	D-665-19	704008	
1975-79	5.2		U	S	TWC	1	ALL	D-665-2	863004	863580
1986-88	5.2		F	S	OC,TWC+OC	2	ALL	D-665-19	703005	
1986-88	5.2		R	S	OC,TWC+OC	2	ALL	D-665-19	704008	
1988-89	5.2		U	S	TWC	1	ALL	D-665-2	863009	863524
1975-79	5.9		U	S	TWC	1	ALL	D-665-2	863004	863580
1986-88	5.9		F	S	OC(2)	2	ALL	D-665-19	703005	
1986-88	5.9		R	S	OC(2)	2	ALL	D-665-19	704008	
1978	6.6		U	S	TWC	1	ALL	D-665-2	863004	
1978	7.2		U	S	TWC	1	ALL	D-665-2	863004	

D150

1978	3.7		U	S	TWC	1	ALL	D-665-2	863003	
1979-81	3.7		U	S	TWC	1	ALL	D-665-2	863004	863580
1981-82	3.7		F	S	OC(2)	2	ALL	D-665-19	703005	
1981-82	3.7		R	S	OC(2)	2	ALL	D-665-19	704007	
1983-87	3.7		F	S	OC,TWC+OC	2	ALL	D-665-19	703005	
1983-87	3.7		R	S	OC,TWC+OC	2	ALL	D-665-19	704007	
1988	3.9		F	S	OC,TWC+OC	2	ALL	D-665-19	703005	
1988	3.9		R	S	OC,TWC+OC	2	ALL	D-665-19	704008	
1988-91	3.9		U	S	TWC	1	ALL	D-665-2	863009	
1989	3.9		F	S	TWC(2)	2	ALL	D-665-19	703005	
1989	3.9		R	S	TWC(2)	2	ALL	D-665-19	704008	
1992-93	3.9		U	S	TWC	1	ALL	D-665-2	863005	863524
1978-81	5.2		U	S	TWC	1	ALL	D-665-2	863004	863580
1980-82	5.2		F	S	OC(2)	2	ALL	D-665-19	703005	

PRE-OBDII

PRE-OBDII

Years Liters Comments Location Exhaust Type Converter Type # Converters Drive Type Executive Order Universal # Direct Fit #

DODGE

D150 (Continued)

1980-82	5.2		R	S	OC(2)	2	ALL	D-665-19	704008	
1983-88	5.2		F	S	OC,TWC+OC	2	ALL	D-665-19	703005	
1983-88	5.2		R	S	OC,TWC+OC	2	ALL	D-665-19	704008	
1988-91	5.2		U	S	TWC	1	ALL	D-665-2	863009	
1988-93	5.2		U	S	TWC	1	ALL	D-665-2		863524
1992-93	5.2		U	S	TWC	1	ALL	D-665-2	863005	
1978-81	5.9		U	S	TWC	1	ALL	D-665-2	863004	863580
1982-88	5.9		F	S	OC(2)	2	ALL	D-665-19	703005	
1982-88	5.9		R	S	OC(2)	2	ALL	D-665-19	704008	
1989-91	5.9		U	S	TWC	1	ALL	D-665-2	863009	
1989-93	5.9		U	S	TWC	1	ALL	D-665-2		863526
1992-93	5.9		U	S	TWC	1	ALL	D-665-2	863005	
1978	6.6		U	S	TWC	1	ALL	D-665-2	863004	
1978	7.2		U	S	TWC	1	ALL	D-665-2	863004	

D200

1975-77	3.7		U	S	TWC	1	ALL	D-665-2	863002	
1978	3.7		U	S	TWC	1	ALL	D-665-2	863003	
1979-80	3.7		U	S	TWC	1	ALL	D-665-2	863004	863580
1975-80	5.2		U	S	TWC	1	ALL	D-665-2	863004	863580
1980	5.2		F	S	OC(2)	2	ALL	D-665-19	703005	
1980	5.2		R	S	OC(2)	2	ALL	D-665-19	704008	
1975-80	5.9		U	S	TWC	1	ALL	D-665-2	863004	863580
1978	6.6		U	S	TWC	1	ALL	D-665-2	863004	
1978	7.2		U	S	TWC	1	ALL	D-665-2	863004	

D250

1981-82	3.7		F	S	OC(2)	2	ALL	D-665-19	703005	
1981-82	3.7		R	S	OC(2)	2	ALL	D-665-19	704007	
1983-87	3.7		F	S	OC,TWC+OC	2	ALL	D-665-19	703005	
1983-87	3.7		R	S	OC,TWC+OC	2	ALL	D-665-19	704007	
1988	3.9		F	S	OC,TWC+OC	2	ALL	D-665-19	703005	
1988	3.9		R	S	OC,TWC+OC	2	ALL	D-665-19	704008	
1988-91	3.9		U	S	TWC	1	ALL	D-665-2	863009	
1989	3.9		F	S	TWC(2)	2	ALL	D-665-19	703005	
1989	3.9		R	S	TWC(2)	2	ALL	D-665-19	704008	
1992-93	3.9		U	S	TWC	1	ALL	D-665-2	863005	863524
1981	5.2		U	S	TWC	1	ALL	D-665-2	863004	863580
1981-82	5.2		F	S	OC(2)	2	ALL	D-665-19	703005	
1981-82	5.2		R	S	OC(2)	2	ALL	D-665-19	704008	
1983-88	5.2		F	S	OC,TWC+OC	2	ALL	D-665-19	703005	
1983-88	5.2		R	S	OC,TWC+OC	2	ALL	D-665-19	704008	
1988-91	5.2		U	S	TWC	1	ALL	D-665-2	863009	
1992	5.2		U	S	TWC	1	ALL	D-665-2		863524
1992-93	5.2		U	S	TWC	1	ALL	D-665-2	863005	
1993	5.2		U	S	TWC	1	ALL	D-665-2		863526
1981	5.9		U	S	TWC	1	ALL	D-665-2	863004	863580
1982-88	5.9		F	S	OC(2)	2	ALL	D-665-19	703005	
1982-88	5.9		R	S	OC(2)	2	ALL	D-665-19	704008	
1989-91	5.9		U	S	TWC	1	ALL	D-665-2	863009	
1989-92	5.9		U	S	TWC	1	ALL	D-665-2		863524

<i>Years</i>	<i>Liters</i>	<i>Comments</i>	<i>Location</i>	<i>Exhaust Type</i>	<i>Converter Type</i>	<i># Converters</i>	<i>Drive Type</i>	<i>Executive Order</i>	<i>Universal #</i>	<i>Direct Fit #</i>
--------------	---------------	-----------------	-----------------	---------------------	-----------------------	---------------------	-------------------	------------------------	--------------------	---------------------

DODGE

D250 (Continued)

1990-93	5.9		U	S	TWC	1	ALL	D-665-2	863006	
1992-93	5.9		U	S	TWC	1	ALL	D-665-2	863005	863526

D300

1975	3.7		U	S	TWC	1	ALL	D-665-2	863002	
1975	5.2		U	S	TWC	1	ALL	D-665-2	863004	863580
1980	5.2		F	S	OC(2)	2	ALL	D-665-19	703005	
1980	5.2		R	S	OC(2)	2	ALL	D-665-19	704008	
1975	5.9		U	S	TWC	1	ALL	D-665-2	863004	863580

D350

1981-82	5.2		F	S	OC(2)	2	ALL	D-665-19	703005	
1981-82	5.2		R	S	OC(2)	2	ALL	D-665-19	704008	
1982-83	5.2		U	S	TWC	1	ALL	D-665-2	863004	863580
1983	5.2		F	S	OC,TWC+OC	2	ALL	D-665-19	703005	
1983	5.2		R	S	OC,TWC+OC	2	ALL	D-665-19	704008	
1981-88	5.9		F	S	OC(2)	2	ALL	D-665-19	703005	
1981-88	5.9		R	S	OC(2)	2	ALL	D-665-19	704008	
1982-87	5.9		U	S	TWC	1	ALL	D-665-2	863004	863580
1988-91	5.9		U	S	TWC	1	ALL	D-665-2	863009	
1988-92	5.9		U	S	TWC	1	ALL	D-665-2		863524
1990-93	5.9		U	S	TWC	1	ALL	D-665-2	863006	
1993	5.9		U	S	TWC	1	ALL	D-665-2		863526

D50

1979-81	2.0		U	S	TWC	1	ALL	D-665-2	863002	
1979-82	2.6		U	S	TWC	1	ALL	D-665-2	863002	

DAKOTA

1987-88	2.2		U	S	TWC	1	ALL	D-665-2	863006	
1989-92	2.5	w/ 131" W.B.	U	S	TWC	1	ALL	D-665-2	863002	863521
1989-95	2.5	w/ 112" & 124" W.B.	U	S	TWC	1	ALL	D-665-2		863521
1993-95	2.5		U	S	TWC	1	ALL	D-665-2	863002	
1987-88	3.9		F	S	OC,TWC+OC	2	ALL	D-665-19	703004	
1987-88	3.9		R	S	OC,TWC+OC	2	2WD	D-665-19	704007	
1989	3.9		F	S	TWC(2)	2	ALL	D-665-19	703004	
1989	3.9		R	S	TWC(2)	2	4WD	D-665-19	704007	
1990-91	3.9		U	S	TWC	1	ALL	D-665-2	863008	
1992-93	3.9		U	S	TWC	1	ALL	D-665-2	863005	863523
1994-95	3.9		U	S	TWC	1	ALL	D-665-2	863004	863525
1989-91	5.2		U	S	TWC	1	ALL	D-665-2	863009	
1992-93	5.2		U	S	TWC	1	ALL	D-665-2	863005	863523
1994-95	5.2		U	S	TWC	1	ALL	D-665-2	863004	863525
1995	5.2		U	S	TWC	1	ALL	D-665-2		863529

DART

1975-76	3.7		U	S	TWC	1	ALL	D-665-3	861004	
1975-76	5.2		U	S	TWC	1	ALL	D-665-3	861004	
1975-76	5.9		U	S	TWC	1	ALL	D-665-3	861004	

DAYTONA

1984-86	2.2		U	S	TWC	1	ALL	D-665-3	861009	
1987-93	2.2		U	S	TWC	1	ALL	D-665-3	861024	
1986-93	2.5		U	S	TWC	1	ALL	D-665-3	861009	

Years Liters Comments Location Exhaust Type Converter Type # Converters Drive Type Executive Order Universal # Direct Fit #

DODGE

DAYTONA (Continued)

1989-93	2.5		U	S	TWC	1	ALL	D-665-3	861024	
1990-91	3.0		U	S	TWC	1	ALL	D-665-3	861024	
1992-93	3.0		U	S	TWC	1	ALL	D-665-3	861023	

DIPLOMAT

1978	3.7		U	S	TWC	1	ALL	D-665-3	861004	
1979	3.7		U	S	TWC	1	ALL	D-665-3	861003	
1980-81	3.7		R	S	TWC(2)	2	ALL	D-665-13	872004	
1982-83	3.7		R	S	TWC(2)	2	ALL	D-665-13	872014	
1977-79	5.2		U	S	TWC	1	ALL	D-665-3	861004	
1980	5.2		U	S	TWC	1	ALL	D-665-3	861010	
1981-89	5.2		R	DS	2TWC,TWC	3	ALL	D-665-13	872015	
1978-79	5.9		U	S	TWC	1	ALL	D-665-3	861004	

DYNASTY

1988-93	2.5		U	S	TWC	1	ALL	D-665-3	861022	
1988-93	3.0		U	S	TWC	1	ALL	D-665-3	861024	
1990-91	3.3		U	S	TWC	1	ALL	D-665-3	861024	
1992-93	3.3		U	S	TWC	1	ALL	D-665-3	861023	

GRAND CARAVAN

1987	2.2		U	S	TWC	1	ALL	D-665-2	863006	
1988-95	2.5		U	S	TWC	1	ALL	D-665-2	863002	
1989-90	2.5		U	S	TWC	1	ALL	D-665-2	863003	
1987	2.6		F	S	OC(2)	2	ALL	D-665-19	703004	
1987	2.6		R	S	OC(2)	2	ALL	D-665-19	704009	
1987-95	3.0		U	S	TWC	1	ALL	D-665-2	863003	
1990-95	3.3		U	S	TWC	1	ALL	D-665-2	863003	
1991-95	3.3		U	S	TWC	1	ALL	D-665-2	863004	
1994-95	3.8		U	S	TWC	1	ALL	D-665-2	863003	

INTREPID

1993-95	3.3		R	DS	2TWC,TWC	3	ALL	D-665-13	872037	
1993-95	3.5		R	DS	2TWC,TWC	3	ALL	D-665-13	872037	

LANCER

1985-89	2.2		U	S	TWC	1	ALL	D-665-3	861009	
1986-89	2.5		U	S	TWC	1	ALL	D-665-3	861009	
1989	2.5		U	S	TWC	1	ALL	D-665-3	861024	

MAGNUM

1978-79	5.2		U	S	TWC	1	ALL	D-665-3	861004	
1978-79	5.9		U	S	TWC	1	ALL	D-665-3	861004	
1978	6.6		U	S	TWC	1	ALL	D-665-3	861004	

MINI RAM

1984-87	2.2		U	S	TWC	1	ALL	D-665-3	861009	
1987-88	2.5		U	S	TWC	1	ALL	D-665-3	861022	
1984-87	2.6		F	S	OC(2)	2	ALL	D-665-19	703004	
1984-87	2.6		R	S	OC(2)	2	ALL	D-665-19	704009	
1987-88	3.0		U	S	TWC	1	ALL	D-665-3	861023	

MIRADA

1980-83	3.7		R	S	TWC(2)	2	ALL	D-665-13	872004	
1980	5.2		U	S	TWC	1	ALL	D-665-3	861010	
1981-83	5.2		R	DS	2TWC,TWC	3	ALL	D-665-13	872015	

PRE-OBDII

<i>Years</i>	<i>Liters</i>	<i>Comments</i>	<i>Location</i>	<i>Exhaust Type</i>	<i>Converter Type</i>	<i># Converters</i>	<i>Drive Type</i>	<i>Executive Order</i>	<i>Universal #</i>	<i>Direct Fit #</i>
--------------	---------------	-----------------	-----------------	---------------------	-----------------------	---------------------	-------------------	------------------------	--------------------	---------------------

DODGE

MIRADA (Continued)

1980	5.9		U	S	TWC	1	ALL	D-665-3	861004	
------	-----	--	---	---	-----	---	-----	---------	--------	--

MONACO

1990-92	3.0		U	S	TWC	1	ALL	D-665-3	861023	
1977-78	3.7		U	S	TWC	1	ALL	D-665-3	861004	
1975-76	5.2		U	S	TWC	1	ALL	D-665-3	861005	
1977-78	5.2		U	S	TWC	1	ALL	D-665-3	861004	
1975-78	5.9		U	S	TWC	1	ALL	D-665-3	861005	
1975-78	6.6		U	S	TWC	1	ALL	D-665-3	861005	
1975-76	7.2		U	S	TWC	1	ALL	D-665-3	861005	
1977-78	7.2		UL	D	2TWC	2	ALL	D-665-3	861005	
1977-78	7.2		UR	D	2TWC	2	ALL	D-665-3	861005	

NEON

1995	2.0		U	S	TWC	1	ALL	D-665-17	630003	630511
------	-----	--	---	---	-----	---	-----	----------	--------	--------

OMNI

1983	1.6		F	S	TWC(2)	2	ALL	D-665-13	862014	
1983	1.6		R	S	TWC(2)	2	ALL	D-665-13	872004	
1984-86	1.6		U	S	TWC	1	ALL	D-665-3	861009	
1978-79	1.7		U	S	TWC	1	ALL	D-665-3	861003	
1980	1.7		U	S	TWC	1	ALL	D-665-3	861009	
1981-83	1.7		F	S	TWC(2)	2	ALL	D-665-13	862014	
1981-83	1.7		R	S	TWC(2)	2	ALL	D-665-13	872014	
1981-82	2.2		F	S	TWC(2)	2	ALL	D-665-13	862014	
1981-82	2.2		R	S	TWC(2)	2	ALL	D-665-13	872014	
1983-90	2.2		U	S	TWC	1	ALL	D-665-3	861009	

POWER RAM 50

1983-85	2.0		U	S	TWC	1	ALL	D-665-2	863002	
1983-85	2.6		U	S	TWC	1	ALL	D-665-2	863002	

RAIDER

1987-89	2.6		U	S	TWC	1	ALL	D-665-2	863002	
1989	3.0		U	S	TWC	1	ALL	D-665-2	863002	

RAM 1500

1994-95	3.9		U	S	TWC	1	ALL	D-665-2	863011	863528
1994-95	5.2		U	S	TWC	1	ALL	D-665-2	863011	863528
1994-95	5.9		U	S	TWC	1	ALL	D-665-2	863011	863528

RAM 2500

1994-95	5.2		U	S	TWC	1	ALL	D-665-2	863011	863528
1994-95	5.9		U	S	TWC	1	ALL	D-665-2	863011	863528
1994-95	8.0		UR	D	2TWC	2	ALL	D-665-2	863004	

RAM 3500

1994	5.9		UL	D	2TWC	2	ALL	D-665-2	863004	
1994	5.9		UR	D	2TWC	2	ALL	D-665-2		863530
1994-95	5.9		U	S	TWC	1	ALL	D-665-2	863011	863528
1994-95	5.9		UR	D	2TWC	2	ALL	D-665-2	863004	
1995	5.9		UL	D	2TWC	2	ALL	D-665-2		863530
1994-95	8.0		UR	D	2TWC	2	ALL	D-665-2	863004	

RAM 50

1983-84	2.0		R	S	OC(2)	2	ALL	D-665-19	704005	
1983-89	2.0		U	S	TWC	1	ALL	D-665-2	863002	

PRE-OBDII

PRE-OBDII

Years Liters Comments Location Exhaust Type Converter Type # Converters Drive Type Executive Order Universal # Direct Fit #

DODGE

RAM 50 (Continued)

1985-86	2.0		R	S	TWC(2)	2	ALL	D-665-19	704005	
1990-93	2.4		U	S	TWC	1	ALL	D-665-2	863002	
1983-84	2.6		R	S	OC(2)	2	ALL	D-665-19	704005	
1983-89	2.6		U	S	TWC	1	ALL	D-665-2	863002	
1985-86	2.6		R	S	TWC(2)	2	ALL	D-665-19	704005	
1991-92	3.0		U	S	TWC	1	ALL	D-665-2	863002	

RAMCHARGER

1976-79	3.7		R	S	OC(2)	2	ALL	D-665-19	704001	
1976-79	3.7		U	S	TWC	1	ALL	D-665-2	863003	
1976-80	3.7		F	S	OC(2)	2	ALL	D-665-19	703005	
1980	3.7		R	S	OC(2)	2	ALL	D-665-19	704007	
1980	3.7		U	S	TWC	1	ALL	D-665-2	863004	
1975-81	5.2		U	S	TWC	1	ALL	D-665-2	863004	
1980-82	5.2		F	S	OC(2)	2	ALL	D-665-19	703005	
1980-82	5.2		R	S	OC(2)	2	2WD	D-665-19	704008	
1983-91	5.2		F	S	OC,TWC+OC	2	ALL	D-665-19	703005	
1983-91	5.2		R	S	OC,TWC+OC	2	ALL	D-665-19	704008	
1989-91	5.2		U	S	TWC	1	ALL	D-665-2	863008	
1992-93	5.2		U	S	TWC	1	ALL	D-665-2	863005	
1975-81	5.9		U	S	TWC	1	ALL	D-665-2	863004	
1980-88	5.9		F	S	OC(2)	2	ALL	D-665-19	703005	
1980-88	5.9		R	S	OC(2)	2	ALL	D-665-19	704008	
1989-91	5.9		U	S	TWC	1	ALL	D-665-2	863008	
1992-93	5.9		U	S	TWC	1	ALL	D-665-2	863005	
1978	6.6		U	S	TWC	1	ALL	D-665-2	863004	
1978	7.2		U	S	TWC	1	ALL	D-665-2	863004	

RAMPAGE

1982-84	2.2		U	S	TWC	1	ALL	D-665-2	863006	
---------	-----	--	---	---	-----	---	-----	---------	--------	--

ROYAL MINI RAM

1984-87	2.6		F	S	OC(2)	2	ALL	D-665-19	703004	
1984-87	2.6		R	S	OC(2)	2	ALL	D-665-19	704009	

ROYAL MONACO

1975-77	5.2		U	S	TWC	1	ALL	D-665-3	861005	
1975-77	5.9		U	S	TWC	1	ALL	D-665-3	861005	
1975-77	6.6		U	S	TWC	1	ALL	D-665-3	861005	
1975-77	6.6		UL	D	2TWC	2	ALL	D-665-3	861004	
1975-77	6.6		UR	D	2TWC	2	ALL	D-665-3	861004	
1975-76	7.2		U	S	TWC	1	ALL	D-665-3	861004	
1977	7.2		U	S	TWC	1	ALL	D-665-3	861005	
1977	7.2		UL	D	2TWC	2	ALL	D-665-3	861004	
1977	7.2		UR	D	2TWC	2	ALL	D-665-3	861004	

SHADOW

1987	2.2		U	S	TWC	1	ALL	D-665-3	861023	
1987-94	2.2		U	S	TWC	1	ALL	D-665-3	861009	
1988	2.2		U	S	TWC	1	ALL	D-665-3	861024	
1989-90	2.2		U	S	TWC	1	ALL	D-665-3	861022	
1988-94	2.5		U	S	TWC	1	ALL	D-665-3	861009	
1989-92	2.5		U	S	TWC	1	ALL	D-665-3	861023	
1992-94	3.0		U	S	TWC	1	ALL	D-665-3	861023	

<i>Years</i>	<i>Liters</i>	<i>Comments</i>	<i>Location</i>	<i>Exhaust Type</i>	<i>Converter Type</i>	<i># Converters</i>	<i>Drive Type</i>	<i>Executive Order</i>	<i>Universal #</i>	<i>Direct Fit #</i>
--------------	---------------	-----------------	-----------------	---------------------	-----------------------	---------------------	-------------------	------------------------	--------------------	---------------------

DODGE

SPIRIT

1991-92	2.2		U	S	TWC	1	ALL	D-665-3	861024	
1989-92	2.5		U	S	TWC	1	ALL	D-665-3	861024	
1989-95	2.5		U	S	TWC	1	ALL	D-665-3	861009	
1989-91	3.0		U	S	TWC	1	ALL	D-665-3	861024	
1992-95	3.0		U	S	TWC	1	ALL	D-665-3	861023	

ST. REGIS

1979-80	3.7		U	S	TWC	1	ALL	D-665-3	861004	
1981	3.7		R	S	TWC(2)	2	ALL	D-665-13	872005	
1979-81	5.2		R	DS	2TWC,TWC	3	ALL	D-665-13	872015	
1979-80	5.9		R	DS	2TWC,TWC	3	ALL	D-665-13	872005	

STEALTH

1991-94	3.0		R	DS	2TWC,TWC	3	ALL	D-665-13	872105	
---------	-----	--	---	----	----------	---	-----	----------	--------	--

STRATUS

1995	2.0		U	S	TWC	1	ALL	D-665-3	861023	
1995	2.4		U	S	TWC	1	ALL	D-665-3	861023	
1995	2.5		U	S	TWC	1	ALL	D-665-3	861023	

W100

1975-77	3.7		U	S	TWC	1	ALL	D-665-2	863002	
1986-87	3.7		F	S	OC,TWC+OC	2	ALL	D-665-19	703005	
1986-87	3.7		R	S	OC,TWC+OC	2	ALL	D-665-19	704007	
1986-87	3.7		U	S	TWC	1	ALL	D-665-2	863009	
1989	3.9		U	S	TWC	1	ALL	D-665-2	863009	
1975-77	5.2		U	S	TWC	1	ALL	D-665-2	863004	863580
1986-88	5.2		F	S	OC,TWC+OC	2	ALL	D-665-19	703005	
1986-88	5.2		R	S	OC,TWC+OC	2	ALL	D-665-19	704008	
1989	5.2		U	S	TWC	1	ALL	D-665-2	863009	
1975-77	5.9		U	S	TWC	1	ALL	D-665-2	863004	863580
1986-88	5.9		F	S	OC(2)	2	ALL	D-665-19	703005	
1986-88	5.9		R	S	OC(2)	2	ALL	D-665-19	704008	

W150

1979-81	3.7		U	S	TWC	1	ALL	D-665-2	863004	863580
1981-82	3.7		F	S	OC(2)	2	ALL	D-665-19	703005	
1981-82	3.7		R	S	OC(2)	2	ALL	D-665-19	704007	
1983-87	3.7		F	S	OC,TWC+OC	2	ALL	D-665-19	703005	
1983-87	3.7		R	S	OC,TWC+OC	2	ALL	D-665-19	704007	
1988-91	3.9		U	S	TWC	1	ALL	D-665-2	863009	
1992-93	3.9		U	S	TWC	1	ALL	D-665-2	863005	863524
1978-81	5.2		U	S	TWC	1	ALL	D-665-2	863004	
1979-81	5.2		U	S	TWC	1	ALL	D-665-2		863580
1982	5.2		F	S	OC(2)	2	ALL	D-665-19	703005	
1982	5.2		R	S	OC(2)	2	ALL	D-665-19	704008	
1983-87	5.2		R	S	OC,TWC+OC	2	ALL	D-665-19	704008	
1983-88	5.2		F	S	OC,TWC+OC	2	ALL	D-665-19	703005	
1988	5.2		R	S	OC,TWC+OC	2	ALL	D-665-19	704007	
1989-91	5.2		U	S	TWC	1	ALL	D-665-2	863009	
1992-93	5.2		U	S	TWC	1	ALL	D-665-2	863005	863524
1978-81	5.9		U	S	TWC	1	ALL	D-665-2	863004	
1979-81	5.9		U	S	TWC	1	ALL	D-665-2		863580
1984-88	5.9		F	S	OC(2)	2	ALL	D-665-19	703005	

PRE-OBDII

PRE-OBDII

Years Liters Comments Location Exhaust Type Converter Type # Converters Drive Type Executive Order Universal # Direct Fit #

DODGE

W150 (Continued)

1984-88	5.9		R	S	OC(2)	2	ALL	D-665-19	704008	
1989-91	5.9		U	S	TWC	1	ALL	D-665-2	863009	863524
1992-93	5.9		U	S	TWC	1	ALL	D-665-2	863005	
1993	5.9		U	S	TWC	1	ALL	D-665-2		863526
1978	6.6		U	S	TWC	1	ALL	D-665-2	863004	
1978	7.2		U	S	TWC	1	ALL	D-665-2	863004	

W200

1980	3.7		U	S	TWC	1	ALL	D-665-2	863004	863580
1976-80	5.2		U	S	TWC	1	ALL	D-665-2	863004	863580
1976-80	5.9		U	S	TWC	1	ALL	D-665-2	863004	863580
1978	6.6		U	S	TWC	1	ALL	D-665-2	863004	
1978	7.2		U	S	TWC	1	ALL	D-665-2	863004	

W250

1981-82	5.2		F	S	OC(2)	2	ALL	D-665-19	703005	
1981-82	5.2		R	S	OC(2)	2	ALL	D-665-19	704008	
1983-88	5.2		F	S	OC,TWC+OC	2	ALL	D-665-19	703005	
1983-88	5.2		R	S	OC,TWC+OC	2	ALL	D-665-19	704008	
1988-91	5.2		U	S	TWC	1	ALL	D-665-2	863009	
1992-93	5.2		U	S	TWC	1	ALL	D-665-2	863005	863524
1981-88	5.9		F	S	OC(2)	2	ALL	D-665-19	703005	
1981-88	5.9		R	S	OC(2)	2	ALL	D-665-19	704008	
1988	5.9		U	S	TWC	1	ALL	D-665-2	863004	863580
1989-91	5.9		U	S	TWC	1	ALL	D-665-2	863009	
1989-92	5.9		U	S	TWC	1	ALL	D-665-2		863524
1990-93	5.9		U	S	TWC	1	ALL	D-665-2	863006	
1992-93	5.9		U	S	TWC	1	ALL	D-665-2	863005	863526

W300

1975	3.7		U	S	TWC	1	ALL	D-665-2	863002	
1975	5.2		U	S	TWC	1	ALL	D-665-2	863004	863580
1975	5.9		U	S	TWC	1	ALL	D-665-2	863004	863580

W350

1982	5.2		F	S	OC(2)	2	ALL	D-665-19	703005	
1982	5.2		R	S	OC(2)	2	ALL	D-665-19	704008	
1982-87	5.9		U	S	TWC	1	ALL	D-665-2	863004	863580
1985-88	5.9		F	S	OC(2)	2	ALL	D-665-19	703005	
1985-88	5.9		R	S	OC(2)	2	ALL	D-665-19	704008	
1988-91	5.9		U	S	TWC	1	ALL	D-665-2	863009	
1990-92	5.9		U	S	TWC	1	ALL	D-665-2		863524
1990-93	5.9		U	S	TWC	1	ALL	D-665-2	863006	
1993	5.9		U	S	TWC	1	ALL	D-665-2		863526

EAGLE

MEDALLION

1988-89	2.2		U	S	TWC	1	ALL	D-665-3	861023	
---------	-----	--	---	---	-----	---	-----	---------	--------	--

PREMIER

1988-89	2.5		U	S	TWC	1	ALL	D-665-3	861023	
1988-92	3.0		U	S	TWC	1	ALL	D-665-3	861023	

SUMMIT

1989-95	1.5		U	S	TWC	1	ALL	D-665-3	861028	
---------	-----	--	---	---	-----	---	-----	---------	--------	--

<i>Years</i>	<i>Liters</i>	<i>Comments</i>	<i>Location</i>	<i>Exhaust Type</i>	<i>Converter Type</i>	<i># Converters</i>	<i>Drive Type</i>	<i>Executive Order</i>	<i>Universal #</i>	<i>Direct Fit #</i>
--------------	---------------	-----------------	-----------------	---------------------	-----------------------	---------------------	-------------------	------------------------	--------------------	---------------------

EAGLE

SUMMIT (Continued)

1989-90	1.6		U	S	TWC	1	ALL	D-665-3	861028	
1992-95	1.8		U	S	TWC	1	ALL	D-665-3	861028	
1992-95	2.4		U	S	TWC	1	ALL	D-665-3	861028	
1995	2.4		U	S	TWC	1	ALL	D-665-17	630016	

TALON

1993-94	1.8		U	S	TWC	1	ALL	D-665-3	861022	
1990-95	2.0		U	S	TWC	1	ALL	D-665-3	861022	
1995	2.0		U	S	TWC	1	ALL	D-665-17	630016	630569

VISION

1993-95	3.3		FL	DS	2TWC,TWC	3	ALL	D-665-13	862104	
1993-95	3.3		FR	DS	2TWC,TWC	3	ALL	D-665-13	862104	
1993-95	3.3		R	DS	2TWC,TWC	3	ALL	D-665-13	872037	
1993-95	3.5		FL	DS	2TWC,TWC	3	ALL	D-665-13	862104	
1993-95	3.5		FR	DS	2TWC,TWC	3	ALL	D-665-13	862104	
1993-95	3.5		R	DS	2TWC,TWC	3	ALL	D-665-13	872037	

FERRARI

308 GTB

1976-79	3.0		U	S	TWC	1	ALL	D-665-3	861005	
1980	3.0		UL	D	2TWC	2	ALL	D-665-3	861005	
1980	3.0		UR	D	2TWC	2	ALL	D-665-3	861005	

328 GTB

1986-88	3.2		U	S	TWC	1	ALL	D-665-3	861005	
---------	-----	--	---	---	-----	---	-----	---------	--------	--

348 TB

1990	3.4		U	S	TWC	1	ALL	D-665-3	861005	
------	-----	--	---	---	-----	---	-----	---------	--------	--

348 TS

1990	3.4		U	S	TWC	1	ALL	D-665-3	861005	
------	-----	--	---	---	-----	---	-----	---------	--------	--

TESTAROSSA

1985-91	4.9		RL	D	2TWC(2)	4	ALL	D-665-13	872005	
1985-91	4.9		RR	D	2TWC(2)	4	ALL	D-665-13	872005	

FIAT

124

1975-79	1.3		U	S	TWC	1	ALL	D-665-3	861003	
1975-78	1.8		U	S	TWC	1	ALL	D-665-3	861003	
1979-83	2.0		U	S	TWC	1	ALL	D-665-3	861003	

BRAVA

1979-81	2.0		U	S	TWC	1	ALL	D-665-3	861003	
---------	-----	--	---	---	-----	---	-----	---------	--------	--

STRADA

1979-82	1.5		U	S	TWC	1	ALL	D-665-3	861003	
---------	-----	--	---	---	-----	---	-----	---------	--------	--

X-1/9

1975-78	1.3		U	S	TWC	1	ALL	D-665-3	861003	
1979-83	1.5		U	S	TWC	1	ALL	D-665-3	861003	

FORD

AEROSTAR

1986-87	2.3		F	S	TWC(2)	2	ALL	D-665-19	703004	
1986-87	2.3		R	S	TWC(2)	2	ALL	D-665-19	704004	
1986	2.8		F	S	OC,TWC+OC	2	ALL	D-665-19	703001	
1986	2.8		R	S	OC,TWC+OC	2	ALL	D-665-19	704001	

PRE-OBDII

Years Liters Comments Location Exhaust Type Converter Type # Converters Drive Type Executive Order Universal # Direct Fit #

FORD

AEROSTAR (Continued)

1986-95	3.0		F	S	TWC(2)	2	ALL	D-665-19	703004	
1986-95	3.0		R	S	TWC(2)	2	ALL	D-665-19	704004	
1990-95	4.0		F	S	TWC(2)	2	ALL	D-665-19	703005	
1990-95	4.0		R	S	TWC(2)	2	ALL	D-665-19	704005	

ASPIRE

1994-95	1.3		U	S	TWC	1	ALL	D-665-3	861022	
---------	-----	--	---	---	-----	---	-----	---------	--------	--

BRONCO

1980-83	4.9		U	S	TWC	1	ALL	D-665-2	863003	
1983	4.9		R	S	OC,TWC+OC	2	ALL	D-665-19	704001	
1983-86	4.9		F	S	OC,TWC+OC	2	ALL	D-665-19	703001	
1984-92	4.9		R	S	OC,TWC+OC	2	ALL	D-665-19	704008	
1987-92	4.9		F	S	OC,TWC+OC	2	ALL	D-665-19	703009	
1975-83	5.0		U	S	TWC	1	ALL	D-665-2	863003	
1981-83	5.0		F	S	OC,TWC+OC	2	ALL	D-665-19	703001	
1981-83	5.0		R	S	OC,TWC+OC	2	ALL	D-665-19	704001	
1984-86	5.0		F	S	OC,TWC+OC	2	ALL	D-665-19	703009	
1984-95	5.0		R	S	OC,TWC+OC	2	ALL	D-665-19	704002	
1985-90	5.0		R	S	OC,TWC+OC	2	ALL	D-665-19	704008	
1987-95	5.0		F	S	OC,TWC+OC	2	ALL	D-665-19	703008	
1995	5.0		F	S	TWC(2)	2	ALL	D-665-11	830501	
1995	5.0		R	S	TWC(2)	2	ALL	D-665-11	830605	
1995	5.0		U	S	TWC(2)	2	ALL	D-665-11		830653
1978-79	5.8		U	S	TWC	1	ALL	D-665-2	863004	
1980-83	5.8		U	S	TWC	1	ALL	D-665-2	863003	
1981-83	5.8		F	S	OC,TWC+OC	2	ALL	D-665-19	703001	
1981-83	5.8		R	S	OC,TWC+OC	2	ALL	D-665-19	704001	
1984-95	5.8		F	S	OC,TWC+OC	2	ALL	D-665-19	703008	
1984-95	5.8		R	S	OC,TWC+OC	2	ALL	D-665-19	704008	
1995	5.8		F	S	TWC(2)	2	ALL	D-665-11	830501	
1995	5.8		R	S	TWC(2)	2	ALL	D-665-11	830605	
1995	5.8		U	S	TWC(2)	2	ALL	D-665-11		830653
1978-79	6.6		U	S	TWC	1	ALL	D-665-2	863004	

BRONCO II

1984-85	2.8		U	S	TWC	1	ALL	D-665-2	863009	
1986-87	2.9		F	S	TWC(2)	2	ALL	D-665-19	703009	
1986-87	2.9		R	S	TWC(2)	2	ALL	D-665-19	704002	
1988-89	2.9		F	S	TWC(2)	2	ALL	D-665-19	703006	
1988-89	2.9		R	S	TWC(2)	2	ALL	D-665-19	704006	
1990	2.9		F	S	TWC(2)	2	ALL	D-665-19	703005	
1990	2.9		R	S	TWC(2)	2	ALL	D-665-19	704005	

CONTOUR

1995	2.5	Radiator Side Manifold Unit	FL	DS	2TWC,TWC	3	ALL	D-665-15		867503
1995	2.5	Firewall Side Manifold Unit	FR	DS	2TWC,TWC	3	ALL	D-665-15		867500
1995	2.5		R	S	TWC(2)	2	ALL	D-665-13	872104	
1995	2.5		U	DS	2TWC,TWC	3	ALL	D-665-15	868001	868500

COUNTRY SQUIRE

1987-91	5.0		FL	D	2TWC(2)	4	ALL	D-665-13	862084	
1987-91	5.0		FR	D	2TWC(2)	4	ALL	D-665-13	862084	
1987-91	5.0		RL	D	2TWC(2)	4	ALL	D-665-13	872004	

<i>Years</i>	<i>Liters</i>	<i>Comments</i>	<i>Location</i>	<i>Exhaust Type</i>	<i>Converter Type</i>	<i># Converters</i>	<i>Drive Type</i>	<i>Executive Order</i>	<i>Universal #</i>	<i>Direct Fit #</i>
--------------	---------------	-----------------	-----------------	---------------------	-----------------------	---------------------	-------------------	------------------------	--------------------	---------------------

FORD

COUNTRY SQUIRE (Continued)

1987-91	5.0		RR	D	2TWC(2)	4	ALL	D-665-13	872004	
---------	-----	--	----	---	---------	---	-----	----------	--------	--

COURIER

1979-82	2.0		U	S	TWC	1	ALL	D-665-2	863002	
1977-82	2.3		U	S	TWC	1	ALL	D-665-2	863002	

CROWN VICTORIA

1992-94	4.6		FL	D	2TWC(2)	4	ALL	D-665-13	862104	
1992-94	4.6		FR	D	2TWC(2)	4	ALL	D-665-13	862104	
1992-94	4.6		RL	D	2TWC(2)	4	ALL	D-665-13	872004	
1992-94	4.6		RR	D	2TWC(2)	4	ALL	D-665-13	872004	
1995	4.6		FL	D	2TWC(2)	4	ALL	D-665-9	830104	
1995	4.6		FR	D	2TWC(2)	4	ALL	D-665-9	830104	
1995	4.6		RL	D	2TWC(2)	4	ALL	D-665-9	830403	
1995	4.6		RR	D	2TWC(2)	4	ALL	D-665-9	830403	
1995	4.6		UL	D	2TWC(2)	4	ALL	D-665-9		830452
1995	4.6		UR	D	2TWC(2)	4	ALL	D-665-9		830453

E-100 ECONOLINE

1975-79	4.9		U	S	TWC	1	ALL	D-665-2	863003	
1980	4.9		U	S	TWC	1	ALL	D-665-2	863007	
1981-83	4.9		F	S	OC,TWC+OC	2	ALL	D-665-19	703001	
1981-83	4.9		R	S	OC,TWC+OC	2	ALL	D-665-19	704001	
1979-80	5.0		U	S	TWC	1	ALL	D-665-2	863004	
1981-82	5.0		R	S	OC,TWC+OC	2	ALL	D-665-19	704002	
1981-83	5.0		F	S	OC,TWC+OC	2	ALL	D-665-19	703002	
1983	5.0		R	S	OC,TWC+OC	2	ALL	D-665-19	704008	
1975-82	5.8		U	S	TWC	1	ALL	D-665-2	863004	

E-150 ECONOLINE

1975-79	4.9		U	S	TWC	1	ALL	D-665-2	863003	
1980	4.9	w/ 124" W.B.	U	S	TWC	1	ALL	D-665-2	863003	
1981-83	4.9		F	S	OC,TWC+OC	2	ALL	D-665-19	703001	
1981-83	4.9		R	S	OC,TWC+OC	2	ALL	D-665-19	704001	
1984-86	4.9		R	S	OC,TWC+OC	2	ALL	D-665-19	704002	
1984-95	4.9		F	S	OC,TWC+OC	2	ALL	D-665-19	703009	
1987-95	4.9		R	S	OC,TWC+OC	2	ALL	D-665-19	704008	
1995	4.9		F	S	TWC(2)	2	2WD	D-665-11	830501	
1995	4.9		R	S	TWC(2)	2	2WD	D-665-11	830601	
1995	4.9		U	S	TWC(2)	2	2WD	D-665-11		830652
1979-80	5.0		U	S	TWC	1	ALL	D-665-2	863004	
1981-85	5.0		F	S	OC,TWC+OC	2	ALL	D-665-19	703002	
1981-95	5.0		R	S	OC,TWC+OC	2	ALL	D-665-19	704002	
1983	5.0		R	S	OC,TWC+OC	2	ALL	D-665-19	704008	
1986	5.0		F	S	TWC(2)	2	ALL	D-665-19	703008	
1986	5.0		R	S	TWC(2)	2	ALL	D-665-19	704002	
1987-95	5.0		F	S	OC,TWC+OC	2	ALL	D-665-19	703008	
1995	5.0		F	S	TWC(2)	2	ALL	D-665-11	830501	
1995	5.0		R	S	TWC(2)	2	ALL	D-665-11	830601	
1975-83	5.8		U	S	TWC	1	ALL	D-665-2	863004	
1981-83	5.8		F	S	OC,TWC+OC	2	ALL	D-665-19	703002	
1981-95	5.8		R	S	OC,TWC+OC	2	ALL	D-665-19	704002	
1984-95	5.8		F	S	OC,TWC+OC	2	ALL	D-665-19	703008	

PRE-OBDII

PRE-OBDII

Years Liters Comments Location Exhaust Type Converter Type # Converters Drive Type Executive Order Universal # Direct Fit #

FORD

E-150 ECONOLINE (Continued)

1995	5.8		F	S	TWC(2)	2	ALL	D-665-11	830501	
1995	5.8		R	S	TWC(2)	2	ALL	D-665-11	830601	

E-250 ECONOLINE

1975-79	4.9		U	S	TWC	1	ALL	D-665-2	863003	
1980	4.9	w/ 124" W.B.	U	S	TWC	1	ALL	D-665-2	863003	
1981-83	4.9		F	S	OC,TWC+OC	2	ALL	D-665-19	703001	
1981-83	4.9		R	S	OC,TWC+OC	2	ALL	D-665-19	704001	
1984-86	4.9		R	S	OC,TWC+OC	2	ALL	D-665-19	704002	
1984-95	4.9		F	S	OC,TWC+OC	2	ALL	D-665-19	703009	
1987-95	4.9		R	S	OC,TWC+OC	2	ALL	D-665-19	704008	
1995	4.9		F	S	TWC(2)	2	2WD	D-665-11	830501	
1995	4.9		R	S	TWC(2)	2	2WD	D-665-11	830601	
1995	4.9		U	S	TWC(2)	2	2WD	D-665-11		830652
1979-80	5.0		U	S	TWC	1	ALL	D-665-2	863004	
1981-83	5.0		R	S	OC,TWC+OC	2	ALL	D-665-19	704008	
1981-85	5.0		F	S	OC,TWC+OC	2	ALL	D-665-19	703002	
1984-91	5.0		R	S	OC,TWC+OC	2	ALL	D-665-19	704002	
1986	5.0		F	S	TWC(2)	2	ALL	D-665-19	703008	
1986	5.0		R	S	TWC(2)	2	ALL	D-665-19	704002	
1987-91	5.0		F	S	OC,TWC+OC	2	ALL	D-665-19	703008	
1975-83	5.8		U	S	TWC	1	ALL	D-665-2	863004	
1981-83	5.8		F	S	OC,TWC+OC	2	ALL	D-665-19	703002	
1981-95	5.8		R	S	OC,TWC+OC	2	ALL	D-665-19	704002	
1984-95	5.8		F	S	OC,TWC+OC	2	ALL	D-665-19	703008	
1988-95	5.8		U	S	TWC	1	ALL	D-665-2	863013	863197
1995	5.8		F	S	TWC(2)	2	ALL	D-665-11	830501	
1995	5.8		R	S	TWC(2)	2	ALL	D-665-11	830601	
1980-81	6.6		U	S	TWC	1	ALL	D-665-2	863004	
1987-93	7.5		U	S	TWC	1	ALL	D-665-2	863013	863197

E-350 ECONOLINE

1983	4.9		F	S	OC,TWC+OC	2	ALL	D-665-19	703001	
1983	4.9		R	S	OC,TWC+OC	2	ALL	D-665-19	704001	
1984-86	4.9		F	S	OC,TWC+OC	2	ALL	D-665-19	703009	
1984-86	4.9		R	S	OC,TWC+OC	2	ALL	D-665-19	704002	
1987-95	4.9		F	S	OC,TWC+OC	2	ALL	D-665-19	703008	
1987-95	4.9		R	S	OC,TWC+OC	2	ALL	D-665-19	704008	
1995	4.9		F	S	TWC(2)	2	2WD	D-665-11	830501	
1995	4.9		R	S	TWC(2)	2	2WD	D-665-11	830601	
1995	4.9		U	S	TWC(2)	2	2WD	D-665-11		830652
1984-95	5.8		F	S	OC,TWC+OC	2	ALL	D-665-19	703008	
1984-95	5.8		R	S	OC,TWC+OC	2	ALL	D-665-19	704002	
1988-95	5.8		U	S	TWC	1	ALL	D-665-2	863013	863197
1995	5.8		F	S	TWC(2)	2	ALL	D-665-11	830501	
1995	5.8		R	S	TWC(2)	2	ALL	D-665-11	830601	
1987-93	7.5		U	S	TWC	1	ALL	D-665-2	863013	863197

ESCORT

1981-82	1.6		U	S	TWC	1	ALL	D-665-3	861009	
1983-85	1.6		U	S	TWC	1	ALL	D-665-3	861013	
1991-95	1.8		U	S	TWC	1	ALL	D-665-3	861022	

PRE-OBDII

Years	Liters	Comments	Location	Exhaust Type	Converter Type	# Converters	Drive Type	Executive Order	Universal #	Direct Fit #
-------	--------	----------	----------	--------------	----------------	--------------	------------	-----------------	-------------	--------------

FORD

ESCORT (Continued)

1985-90	1.9		U S	TWC		1 ALL	D-665-3		861013	
1986-95	1.9		U S	TWC		1 ALL	D-665-3		861028	

EXP

1982	1.6		U S	TWC		1 ALL	D-665-3		861009	
1983-85	1.6		U S	TWC		1 ALL	D-665-3		861013	
1986-87	1.9		U S	TWC		1 ALL	D-665-3		861013	
1987-88	1.9		U S	TWC		1 ALL	D-665-3		861028	

EXPLORER

1991-94	4.0		R S	TWC(2)		2 ALL	D-665-19		704002	
1991-95	4.0		F S	TWC(2)		2 ALL	D-665-19		703006	
1995	4.0		F S	TWC(2)		2 4WD	D-665-16		830708	
1995	4.0		R S	TWC(2)		2 4WD	D-665-16		830811	
1995	4.0		U S	TWC(2)		2 4WD	D-665-16			830850

F-100

1982-83	3.8		U S	TWC		1 ALL	D-665-2		863003	
1981-82	4.2		U S	TWC		1 ALL	D-665-2		863003	
1975-76	4.9		U S	TWC		1 ALL	D-665-2		863004	
1975-79	4.9		U S	TWC		1 ALL	D-665-2		863003	
1980	4.9		F S	OC(2)		2 ALL	D-665-19		703001	
1980	4.9		R S	OC(2)		2 ALL	D-665-19		704001	
1981-83	4.9		F S	OC,TWC+OC		2 ALL	D-665-19		703001	
1981-83	4.9		R S	OC,TWC+OC		2 ALL	D-665-19		704001	
1975-79	5.0		U S	TWC		1 ALL	D-665-2		863002	
1980	5.0		F S	OC(2)		2 ALL	D-665-19		703001	
1980	5.0		R S	OC(2)		2 ALL	D-665-19		704001	
1981-83	5.0		F S	OC,TWC+OC		2 ALL	D-665-19		703001	
1981-83	5.0		R S	OC,TWC+OC		2 ALL	D-665-19		704001	
1977-79	5.8		U S	TWC		1 ALL	D-665-2		863004	
1981	5.8		F S	OC,TWC+OC		2 ALL	D-665-19		703001	
1981	5.8		R S	OC,TWC+OC		2 ALL	D-665-19		704001	
1981	5.8		U S	TWC		1 ALL	D-665-2		863003	
1977-79	6.6		U S	TWC		1 ALL	D-665-2		863004	

F-150

1975-76	4.9		U S	TWC		1 ALL	D-665-2		863004	
1975-79	4.9		U S	TWC		1 ALL	D-665-2		863003	
1980	4.9		F S	OC(2)		2 ALL	D-665-19		703001	
1980	4.9		R S	OC(2)		2 ALL	D-665-19		704001	
1981-83	4.9		R S	OC,TWC+OC		2 ALL	D-665-19		704001	
1981-86	4.9		F S	OC,TWC+OC		2 ALL	D-665-19		703001	
1984-95	4.9		R S	OC,TWC+OC		2 ALL	D-665-19		704002	
1987-95	4.9		F S	OC,TWC+OC		2 ALL	D-665-19		703009	
1995	4.9		F S	TWC(2)		2 ALL	D-665-11		830501	
1995	4.9		R S	TWC(2)		2 ALL	D-665-11		830601	
1975-79	5.0		U S	TWC		1 ALL	D-665-2		863002	
1980	5.0		F S	OC(2)		2 ALL	D-665-19		703001	
1980	5.0		R S	OC(2)		2 ALL	D-665-19		704001	
1981-83	5.0		R S	OC,TWC+OC		2 ALL	D-665-19		704001	
1981-85	5.0		F S	OC,TWC+OC		2 ALL	D-665-19		703001	
1984-95	5.0		R S	OC,TWC+OC		2 ALL	D-665-19		704002	

PRE-OBDII

Years Liters Comments Location Exhaust Type Converter Type # Converters Drive Type Executive Order Universal # Direct Fit #

FORD

F-150 (Continued)

1986-93	5.0		F	S	OC,TWC+OC	2	ALL	D-665-19	703008	
1994-95	5.0		F	S	OC,TWC+OC	2	ALL	D-665-19	703009	
1995	5.0		F	S	TWC(2)	2	ALL	D-665-11	830501	
1995	5.0		R	S	TWC(2)	2	ALL	D-665-11	830605	
1995	5.0		U	S	TWC(2)	2	ALL	D-665-11		830653
1977-79	5.8		U	S	TWC	1	ALL	D-665-2	863004	
1980	5.8		U	S	TWC	1	ALL	D-665-2	863003	
1981	5.8		R	S	OC,TWC+OC	2	ALL	D-665-19	704001	
1981-83	5.8		F	S	OC,TWC+OC	2	ALL	D-665-19	703001	
1982-95	5.8		R	S	OC,TWC+OC	2	ALL	D-665-19	704002	
1984-95	5.8		F	S	OC,TWC+OC	2	ALL	D-665-19	703008	
1995	5.8		F	S	TWC(2)	2	ALL	D-665-11	830501	
1995	5.8		R	S	TWC(2)	2	ALL	D-665-11	830601	
1977-79	6.6		U	S	TWC	1	ALL	D-665-2	863004	

F-250

1978-80	4.9		U	S	TWC	1	ALL	D-665-2	863003	
1980	4.9		F	S	OC(2)	2	ALL	D-665-19	703001	
1980	4.9		R	S	OC(2)	2	ALL	D-665-19	704001	
1981-83	4.9		R	S	OC,TWC+OC	2	ALL	D-665-19	704001	
1981-86	4.9		F	S	OC,TWC+OC	2	ALL	D-665-19	703001	
1984-95	4.9		R	S	OC,TWC+OC	2	ALL	D-665-19	704002	
1987-95	4.9		F	S	OC,TWC+OC	2	ALL	D-665-19	703009	
1995	4.9		F	S	TWC(2)	2	ALL	D-665-11	830501	
1995	4.9		R	S	TWC(2)	2	ALL	D-665-11	830601	
1975-79	5.0		U	S	TWC	1	ALL	D-665-2	863002	
1980	5.0		F	S	OC(2)	2	ALL	D-665-19	703001	
1980	5.0		R	S	OC(2)	2	ALL	D-665-19	704001	
1981-85	5.0		F	S	OC,TWC+OC	2	ALL	D-665-19	703001	
1981-87	5.0		R	S	OC,TWC+OC	2	ALL	D-665-19	704001	
1984-95	5.0		R	S	OC,TWC+OC	2	ALL	D-665-19	704002	
1986-95	5.0		F	S	OC,TWC+OC	2	ALL	D-665-19	703008	
1995	5.0		F	S	TWC(2)	2	ALL	D-665-11	830501	
1995	5.0		R	S	TWC(2)	2	ALL	D-665-11	830605	
1995	5.0		U	S	TWC(2)	2	ALL	D-665-11		830653
1977-79	5.8		U	S	TWC	1	ALL	D-665-2	863004	
1980	5.8		U	S	TWC	1	ALL	D-665-2	863003	
1981	5.8		R	S	OC,TWC+OC	2	ALL	D-665-19	704001	
1981-83	5.8		F	S	OC,TWC+OC	2	ALL	D-665-19	703001	
1982-95	5.8		R	S	OC,TWC+OC	2	ALL	D-665-19	704002	
1984-95	5.8		F	S	OC,TWC+OC	2	ALL	D-665-19	703008	
1988-95	5.8		U	S	TWC	1	ALL	D-665-2	863013	
1995	5.8		F	S	TWC(2)	2	ALL	D-665-11	830501	
1995	5.8		R	S	TWC(2)	2	ALL	D-665-11	830601	
1977-79	6.6		U	S	TWC	1	ALL	D-665-2	863004	
1980-81	6.6		U	S	TWC	1	ALL	D-665-2	863003	
1979	7.5		U	S	TWC	1	ALL	D-665-2	863004	
1987-93	7.5		U	S	TWC	1	ALL	D-665-2	863013	

F-350

1980	4.9		F	S	OC(2)	2	ALL	D-665-19	703001	
------	-----	--	---	---	-------	---	-----	----------	--------	--

Years Liters Comments Location Exhaust Type Converter Type # Converters Drive Type Executive Order Universal # Direct Fit #

FORD

F-350 (Continued)

1980	4.9		R	S	OC(2)	2	ALL	D-665-19	704001	
1981-83	4.9		R	S	OC,TWC+OC	2	ALL	D-665-19	704001	
1981-86	4.9		F	S	OC,TWC+OC	2	ALL	D-665-19	703001	
1984-95	4.9		R	S	OC,TWC+OC	2	ALL	D-665-19	704002	
1987-95	4.9		F	S	OC,TWC+OC	2	ALL	D-665-19	703009	
1995	4.9		F	S	TWC(2)	2	ALL	D-665-11	830501	
1995	4.9		R	S	TWC(2)	2	ALL	D-665-11	830601	
1980	5.0		F	S	OC(2)	2	ALL	D-665-19	703001	
1980	5.0		R	S	OC(2)	2	ALL	D-665-19	704001	
1995	5.0		F	S	OC,TWC+OC	2	ALL	D-665-19	703001	
1995	5.0		R	S	OC,TWC+OC	2	ALL	D-665-19	704001	
1981-83	5.8		F	S	OC,TWC+OC	2	ALL	D-665-19	703001	
1981-83	5.8		R	S	OC,TWC+OC	2	ALL	D-665-19	704001	
1984-95	5.8		F	S	OC,TWC+OC	2	ALL	D-665-19	703008	
1984-95	5.8		R	S	OC,TWC+OC	2	ALL	D-665-19	704002	
1988-93	5.8	w/ 3.0" MUFFLER	U	S	TWC	1	ALL	D-665-2		863198
1988-95	5.8		U	S	TWC	1	ALL	D-665-2	863013	
1995	5.8		F	S	TWC(2)	2	ALL	D-665-11	830501	
1995	5.8		R	S	TWC(2)	2	ALL	D-665-11	830601	
1981	6.6		U	S	TWC	1	ALL	D-665-2	863003	
1987-93	7.5		U	S	TWC	1	ALL	D-665-2	863013	

F53

1989-93	7.5		U	S	TWC	1	ALL	D-665-2	863013	
---------	-----	--	---	---	-----	---	-----	---------	--------	--

FAIRMONT

1978-79	2.3		U	S	TWC	1	ALL	D-665-3	861003	
1980-83	2.3		U	S	TWC	1	ALL	D-665-3	861010	
1978-79	3.3		R	S	TWC(2)	2	ALL	D-665-13	872005	
1980-83	3.3		R	S	TWC(2)	2	ALL	D-665-13	872004	
1980	4.2		R	DS	2TWC,TWC	3	ALL	D-665-13	872004	
1981-82	4.2		R	DS	2TWC,TWC	3	ALL	D-665-13	872015	
1978-79	5.0		U	S	TWC	1	ALL	D-665-3	861003	

FESTIVA

1988-89	1.3		U	S	TWC	1	ALL	D-665-3	861009	
1989-93	1.3		U	S	TWC	1	ALL	D-665-3	861028	

FIESTA

1978-80	1.6		U	S	TWC	1	ALL	D-665-3	861027	
---------	-----	--	---	---	-----	---	-----	---------	--------	--

GRANADA

1981	2.3		U	S	TWC	1	ALL	D-665-3	861010	
1982	2.3		R	DS	2TWC,TWC	3	ALL	D-665-13	872004	
1975-77	3.3		U	S	TWC	1	ALL	D-665-3	861003	
1981-82	3.3		R	S	TWC(2)	2	ALL	D-665-13	872004	
1982	3.8		R	DS	2TWC,TWC	3	ALL	D-665-13	872025	
1975-80	4.1		U	S	TWC	1	ALL	D-665-3	861003	
1980	4.2		R	DS	2TWC,TWC	3	ALL	D-665-13	872004	
1981	4.2		R	DS	2TWC,TWC	3	ALL	D-665-13	872015	
1975-80	5.0		U	S	TWC	1	ALL	D-665-3	861003	
1975-77	5.8		U	S	TWC	1	ALL	D-665-3	861003	

LTD

PRE-OBDII

PRE-OBDII

Years Liters Comments Location Exhaust Type Converter Type # Converters Drive Type Executive Order Universal # Direct Fit #

FORD

LTD (Continued)

1983	2.3		R	S	TWC(2)	2	ALL	D-665-13	872004	
1984-86	2.3		U	S	TWC	1	ALL	D-665-3	861010	
1983	3.3		R	S	TWC(2)	2	ALL	D-665-13	872004	
1984-86	3.8		R	DS	2TWC,TWC	3	ALL	D-665-13	872005	
1981-82	4.2		UL	D	2TWC	2	ALL	D-665-3	861009	
1981-82	4.2		UR	D	2TWC	2	ALL	D-665-3	861013	
1979-80	5.0		RL	D	2TWC(2)	4	ALL	D-665-13	872004	
1979-80	5.0		RR	D	2TWC(2)	4	ALL	D-665-13	872004	
1981-83	5.0		UR	D	2TWC	2	ALL	D-665-3	861013	
1981-85	5.0		UL	D	2TWC	2	ALL	D-665-3	861009	
1984-85	5.0		U	S	TWC	1	ALL	D-665-3	861004	
1984-85	5.0		UR	D	2TWC	2	ALL	D-665-3	861009	
1986	5.0		FL	DS	2TWC,TWC	3	ALL	D-665-13	862084	
1986	5.0		FR	DS	2TWC,TWC	3	ALL	D-665-13	862084	
1986	5.0		RL	DS	2TWC,TWC	3	ALL	D-665-13	872004	
1986	5.0		RR	DS	2TWC,TWC	3	ALL	D-665-13	872004	
1979	5.8		U	S	TWC	1	ALL	D-665-3	861004	
1980-86	5.8		UL	D	2TWC	2	ALL	D-665-3	861009	
1980-86	5.8		UR	D	2TWC	2	ALL	D-665-3	861009	

LTD CROWN VICTORIA

1986-91	5.0		FL	D	2TWC(2)	4	ALL	D-665-13	862084	
1986-91	5.0		FR	D	2TWC(2)	4	ALL	D-665-13	862084	
1986-91	5.0		RL	D	2TWC(2)	4	ALL	D-665-13	872004	
1986-91	5.0		RR	D	2TWC(2)	4	ALL	D-665-13	872004	
1987-91	5.8		UL	D	2TWC	2	ALL	D-665-3	861009	
1987-91	5.8		UR	D	2TWC	2	ALL	D-665-3	861013	

MAVERICK

1975-77	3.3		U	S	TWC	1	ALL	D-665-3	861003	
1975-77	4.1		U	S	TWC	1	ALL	D-665-3	861003	
1975-77	5.0		U	S	TWC	1	ALL	D-665-3	861003	

MUSTANG

1979-86	2.3		U	S	TWC	1	ALL	D-665-3	861010	
1980-82	2.3		R	S	TWC(2)	2	ALL	D-665-13	872015	
1983	2.3		R	S	TWC(2)	2	ALL	D-665-13	872014	
1983-86	2.3		U	S	TWC	1	ALL	D-665-3	861005	
1987-93	2.3		F	S	TWC(2)	2	ALL	D-665-13	862104	
1987-93	2.3		R	S	TWC(2)	2	ALL	D-665-13	872004	
1979	2.8		U	S	TWC	1	ALL	D-665-3	861010	
1979	3.3		U	S	TWC	1	ALL	D-665-3	861010	
1980-82	3.3		R	S	TWC(2)	2	ALL	D-665-13	872004	
1983	3.8		R	DS	2TWC,TWC	3	ALL	D-665-13	872025	
1984-86	3.8		R	DS	2TWC,TWC	3	ALL	D-665-13	872005	
1994	3.8		FL	D	2TWC(2)	4	ALL	D-665-9	830104	
1994	3.8		FR	D	2TWC(2)	4	ALL	D-665-9	830104	
1994	3.8		RL	D	2TWC(2)	4	ALL	D-665-9	830403	
1994	3.8		RR	D	2TWC(2)	4	ALL	D-665-9	830403	
1995	3.8		RL	D	2TWC(2)	4	ALL	D-665-9	830403	
1995	3.8		RR	D	2TWC(2)	4	ALL	D-665-9	830403	
1980	4.2		R	DS	2TWC,TWC	3	ALL	D-665-13	872005	

Years Liters Comments Location Exhaust Type Converter Type # Converters Drive Type Executive Order Universal # Direct Fit #

FORD

MUSTANG (Continued)

1981	4.2		R	DS	2TWC,TWC	3	ALL	D-665-13	872015	
1982	4.2		R	DS	2TWC,TWC	3	ALL	D-665-13	872025	
1979	5.0		U	S	TWC	1	ALL	D-665-3	861003	
1982	5.0		R	S	TWC(2)	2	ALL	D-665-13	872015	
1983	5.0		R	S	TWC(2)	2	ALL	D-665-13	872016	
1984	5.0		R	DS	2TWC,TWC	3	ALL	D-665-13	872016	
1985	5.0		R	D	2TWC(2)	4	ALL	D-665-13	872016	
1986-95	5.0		FL	D	2TWC(2)	4	ALL	D-665-13	862085	
1986-95	5.0		FR	D	2TWC(2)	4	ALL	D-665-13	862085	
1986-95	5.0		RL	D	2TWC(2)	4	ALL	D-665-13	872015	
1986-95	5.0		RR	D	2TWC(2)	4	ALL	D-665-13	872015	
1994	5.0		FL	D	2TWC(2)	4	ALL	D-665-9	830105	
1994	5.0		FR	D	2TWC(2)	4	ALL	D-665-9	830105	
1994	5.0		RL	D	2TWC(2)	4	ALL	D-665-9	830401	
1994	5.0		RR	D	2TWC(2)	4	ALL	D-665-9	830401	

MUSTANG II

1975-76	2.3		U	S	TWC	1	ALL	D-665-3	861027	
1977-78	2.3		U	S	TWC	1	ALL	D-665-3	861003	
1975-76	2.8		UL	D	2TWC	2	ALL	D-665-3	861003	
1975-76	2.8		UR	D	2TWC	2	ALL	D-665-3	861003	
1977-78	2.8		U	S	TWC	1	ALL	D-665-3	861003	
1975-76	5.0		UL	D	2TWC	2	ALL	D-665-3	861003	
1975-76	5.0		UR	D	2TWC	2	ALL	D-665-3	861003	
1977-78	5.0		U	S	TWC	1	ALL	D-665-3	861003	

PINTO

1975-76	2.3		U	S	TWC	1	ALL	D-665-3	861027	
1977-79	2.3		U	S	TWC	1	ALL	D-665-3	861003	
1980	2.3		R	S	TWC(2)	2	ALL	D-665-13	872014	
1975-76	2.8		U	S	TWC	1	ALL	D-665-3	861027	
1977-79	2.8		U	S	TWC	1	ALL	D-665-3	861003	

PROBE

1993-95	2.0		U	S	TWC	1	ALL	D-665-3	861023	
1989-92	2.2		U	S	TWC	1	ALL	D-665-3	861022	
1993-95	2.5		U	S	TWC	1	ALL	D-665-3	861023	
1990-92	3.0		U	S	TWC	1	ALL	D-665-3	861022	

RANGER

1983-85	2.0	From 8/82	U	S	TWC	1	ALL	D-665-2	863006	
1986-88	2.0		U	S	TWC	1	ALL	D-665-2	863006	
1983-84	2.3	From 8/82	U	S	TWC	1	ALL	D-665-2	863006	
1983-94	2.3		U	S	TWC	1	ALL	D-665-2	863002	
1985-86	2.3	To 1/86	U	S	TWC	1	ALL	D-665-2	863002	
1986-87	2.3	1/86 to 11/86	U	S	TWC	1	ALL	D-665-2	863002	
1987	2.3	w/ 125" W.B. Supercab, From 11/86	U	S	TWC	1	ALL	D-665-2	863002	
1995	2.3		U	S	TWC	1	ALL	D-665-2	863003	
1983-85	2.8		U	S	TWC	1	ALL	D-665-2	863009	
1986-89	2.9		R	S	TWC(2)	2	ALL	D-665-19	704002	
1986-92	2.9		F	S	TWC(2)	2	ALL	D-665-19	703009	
1988	2.9		R	S	TWC(2)	2	ALL	D-665-19	704006	
1988-89	2.9		F	S	TWC(2)	2	ALL	D-665-19	703006	

PRE-OBDII

PRE-OBDII

Years Liters Comments Location Exhaust Type Converter Type # Converters Drive Type Executive Order Universal # Direct Fit #

FORD

RANGER (Continued)

1990-92	2.9		R	S	TWC(2)	2	ALL	D-665-19	704005	
1991-94	3.0		F	S	TWC(2)	2	ALL	D-665-19	703006	
1991-94	3.0		R	S	TWC(2)	2	ALL	D-665-19	704006	
1995	3.0		F	S	TWC(2)	2	ALL	D-665-16	830717	
1995	3.0		R	S	TWC(2)	2	ALL	D-665-16	830821	
1995	3.0		U	S	TWC(2)	2	ALL	D-665-16		830873
1990-94	4.0		F	S	TWC(2)	2	ALL	D-665-19	703006	
1990-94	4.0		R	S	TWC(2)	2	ALL	D-665-19	704006	
1995	4.0		F	S	TWC(2)	2	4WD	D-665-16	830717	
1995	4.0		R	S	TWC(2)	2	4WD	D-665-16	830821	
1995	4.0		U	S	TWC(2)	2	4WD	D-665-16		830873

TAURUS

1986-91	2.5		U	S	TWC	1	ALL	D-665-3	861013	
1989-95	3.0		U	S	TWC	1	ALL	D-665-3	861028	
1993-95	3.2		UL	D	2TWC	2	ALL	D-665-3	861028	
1993-95	3.2		UR	D	2TWC	2	ALL	D-665-3	861028	
1988	3.8		F	DS	2TWC,TWC	3	ALL	D-665-13	862104	
1988	3.8		R	DS	2TWC,TWC	3	ALL	D-665-13	872005	
1989-90	3.8		F	S	TWC(2)	2	ALL	D-665-13	862104	
1989-90	3.8		R	DS	2TWC,TWC	3	ALL	D-665-13	872105	
1991-95	3.8		U	S	TWC	1	ALL	D-665-3	861028	

TEMPO

1984-94	2.3		U	S	TWC	1	ALL	D-665-3	861013	
1992-94	3.0		U	S	TWC	1	ALL	D-665-3	861022	

THUNDERBIRD

1983-86	2.3		U	S	TWC	1	ALL	D-665-3	861010	
1987-88	2.3		U	S	TWC	1	ALL	D-665-3	861024	
1980-82	3.3		U	S	TWC	1	ALL	D-665-3	861004	
1982-83	3.8		R	S	TWC(2)	2	ALL	D-665-13	872025	
1984-88	3.8		FL	DS	2TWC,TWC	3	ALL	D-665-13	862104	
1984-88	3.8		FR	DS	2TWC,TWC	3	ALL	D-665-13	862104	
1984-88	3.8		R	DS	2TWC,TWC	3	ALL	D-665-13	872005	
1989-91	3.8		UL	D	2TWC	2	ALL	D-665-3	861029	
1989-91	3.8		UR	D	2TWC	2	ALL	D-665-3	861029	
1992-95	3.8		FL	DS	2TWC,TWC	3	ALL	D-665-13	862105	
1992-95	3.8		FR	DS	2TWC,TWC	3	ALL	D-665-13	862105	
1980	4.2		R	S	TWC(2)	2	ALL	D-665-13	872005	
1981-82	4.2		R	S	TWC(2)	2	ALL	D-665-13	872025	
1977-79	5.0		U	S	TWC	1	ALL	D-665-3	861022	
1980-88	5.0		R	S	TWC(2)	2	ALL	D-665-13	872005	
1981	5.0		R	S	TWC(2)	2	ALL	D-665-13	872025	
1983-85	5.0		UL	D	2TWC	2	ALL	D-665-3	861009	
1983-85	5.0		UR	D	2TWC	2	ALL	D-665-3	861013	
1986	5.0		R	DS	2TWC,TWC	3	ALL	D-665-13	872005	
1991-93	5.0		FL	DS	2TWC,TWC	3	ALL	D-665-13	862084	
1991-93	5.0		FR	DS	2TWC,TWC	3	ALL	D-665-13	862084	
1991-93	5.0		R	DS	2TWC,TWC	3	ALL	D-665-13	872037	
1977-79	5.8		U	S	TWC	1	ALL	D-665-3	861022	
1977-78	6.6		UL	D	2TWC	2	ALL	D-665-3	861004	

Years	Liters	Comments	Location	Exhaust Type	Converter Type	# Converters	Drive Type	Executive Order	Universal #	Direct Fit #
-------	--------	----------	----------	--------------	----------------	--------------	------------	-----------------	-------------	--------------

FORD

THUNDERBIRD (Continued)

1977-78	6.6		UR	D	2TWC	2	ALL	D-665-3	861004	
---------	-----	--	----	---	------	---	-----	---------	--------	--

WINDSTAR

1995	3.0		F	S	TWC(2)	2	FWD	D-665-16	830709	
1995	3.0		R	S	TWC(2)	2	FWD	D-665-16	830813	
1995	3.0		U	S	TWC(2)	2	FWD	D-665-16		830898
1995	3.0		UL	D	2TWC	2	ALL	D-665-18	640010	
1995	3.0		UR	D	2TWC	2	ALL	D-665-18	640010	
1995	3.8		F	D	2TWC	2	FWD	D-665-16	830709	
1995	3.8		R	D	2TWC	2	FWD	D-665-16	830813	
1995	3.8		UL	D	2TWC	2	ALL	D-665-18	640010	
1995	3.8		UR	D	2TWC	2	ALL	D-665-18	640010	

GEO

METRO

1989-94	1.0		U	S	TWC	1	ALL	D-665-3	861022	
1995	1.0		R	S	TWC(2)	2	ALL	D-665-13	872104	
1995	1.3		U	S	TWC	1	ALL	D-665-3	861022	

PRIZM

1989-92	1.6		U	S	TWC	1	ALL	D-665-3	861028	
1993-95	1.6		R	S	TWC(2)	2	ALL	D-665-13	872104	
1993-95	1.8		R	S	TWC(2)	2	ALL	D-665-13	872104	

SPECTRUM

1989	1.5		R	S	TWC(2)	2	ALL	D-665-13	872106	
------	-----	--	---	---	--------	---	-----	----------	--------	--

STORM

1990-93	1.6		U	S	TWC	1	ALL	D-665-3	861021	
1992-93	1.8		U	S	TWC	1	ALL	D-665-3	861022	

TRACKER

1989-95	1.6		U	S	TWC	1	ALL	D-665-2	863001	
---------	-----	--	---	---	-----	---	-----	---------	--------	--

GMC

C1500

1979-84	4.1		U	S	TWC	1	ALL	D-665-2	863004	863515
1985-87	4.3		U	S	TWC	1	ALL	D-665-2		863515
1985-93	4.3		U	S	TWC	1	ALL	D-665-2	863004	
1988-93	4.3		U	S	TWC	1	ALL	D-665-2		863517
1993	4.3	w/Conv. in Y-Pipe	U	S	TWC	1	ALL	D-665-2	863004	863517
1994-95	4.3		U	S	TWC	1	ALL	D-665-2	863005	
1979-87	5.0		U	S	TWC	1	ALL	D-665-2		863515
1979-93	5.0		U	S	TWC	1	ALL	D-665-2	863004	
1988-93	5.0		U	S	TWC	1	ALL	D-665-2		863517
1993	5.0	w/Conv. in Y-Pipe	U	S	TWC	1	ALL	D-665-2	863004	863517
1994-95	5.0		U	S	TWC	1	ALL	D-665-2	863005	863518
1979-86	5.7		U	S	TWC	1	ALL	D-665-2	863004	863515
1987-95	5.7		U	S	TWC	1	ALL	D-665-2	863005	863518
1988-89	5.7		F	S	TWC,OC	2	ALL	D-665-19	703003	
1988-89	5.7		R	S	TWC,OC	2	ALL	D-665-19	704003	
1993	5.7		U	S	TWC	1	ALL	D-665-2		863509
1979	6.6		U	S	TWC	1	ALL	D-665-2	863004	863515
1979-80	7.4		U	S	TWC	1	ALL	D-665-2	863004	863515

PRE-OBDII

Years Liters Comments Location Exhaust Type Converter Type # Converters Drive Type Executive Order Universal # Direct Fit #

GMC

C1500 SUBURBAN

1979-80	4.1		U	S	TWC	1	ALL	D-665-2	863004	863515
1979-87	5.0		U	S	TWC	1	ALL	D-665-2	863004	863515
1979-86	5.7		U	S	TWC	1	ALL	D-665-2	863004	863515
1987-95	5.7		U	S	TWC	1	ALL	D-665-2	863005	
1992-93	5.7		F	S	TWC(2)	2	ALL	D-665-19	703003	
1992-93	5.7		R	S	TWC(2)	2	ALL	D-665-19	704003	
1979-80	7.4		U	S	TWC	1	ALL	D-665-2	863004	863515

C2500

1979-84	4.1		U	S	TWC	1	ALL	D-665-2	863004	863515
1983-87	4.3		U	S	TWC	1	ALL	D-665-2		863515
1983-93	4.3		U	S	TWC	1	ALL	D-665-2	863004	
1988-95	4.3		U	S	TWC	1	ALL	D-665-2		863517
1990-95	4.3		U	S	TWC	1	ALL	D-665-2	863005	
1979-87	5.0		U	S	TWC	1	ALL	D-665-2		863515
1979-93	5.0		U	S	TWC	1	ALL	D-665-2	863004	
1988-93	5.0		U	S	TWC	1	ALL	D-665-2		863517
1994-95	5.0		U	S	TWC	1	ALL	D-665-2	863005	863509
1979-86	5.7		U	S	TWC	1	ALL	D-665-2	863004	863515
1988-89	5.7		F	S	TWC,OC	2	ALL	D-665-19	703003	
1988-89	5.7		R	S	TWC,OC	2	ALL	D-665-19	704003	
1990-95	5.7		U	S	TWC	1	ALL	D-665-2	863005	863518
1979	6.6		U	S	TWC	1	ALL	D-665-2	863004	863515
1979	7.4		U	S	TWC	1	ALL	D-665-2		863515
1979-82	7.4		U	S	TWC	1	ALL	D-665-2	863004	
1991-95	7.4		U	S	TWC	1	ALL	D-665-2	863005	863518

C2500 SUBURBAN

1982-86	5.0		U	S	TWC	1	ALL	D-665-2	863004	863515
1979-86	5.7		U	S	TWC	1	ALL	D-665-2	863004	863515
1987-95	5.7		U	S	TWC	1	ALL	D-665-2	863005	863518
1992-93	5.7		F	S	TWC(2)	2	ALL	D-665-19	703003	
1992-93	5.7		R	S	TWC(2)	2	ALL	D-665-19	704003	
1979	6.6		U	S	TWC	1	ALL	D-665-2	863004	863515
1979	7.4		U	S	TWC	1	ALL	D-665-2	863004	863515
1992-93	7.4		F	S	TWC(2)	2	ALL	D-665-19	703003	
1992-93	7.4		R	S	TWC(2)	2	ALL	D-665-19	704003	
1994-95	7.4		U	S	TWC	1	ALL	D-665-2	863005	863518

C3500

1988-89	5.7		F	S	TWC,OC	2	ALL	D-665-19	703003	
1988-89	5.7		R	S	TWC,OC	2	ALL	D-665-19	704003	
1990-92	5.7		U	S	TWC	1	ALL	D-665-2		863518
1990-95	5.7		U	S	TWC	1	ALL	D-665-2	863005	
1993-95	5.7		U	S	TWC	1	ALL	D-665-2		863509
1988-89	7.4		F	S	TWC,OC	2	ALL	D-665-19	703003	
1988-89	7.4		R	S	TWC,OC	2	ALL	D-665-19	704003	
1990-92	7.4		U	S	TWC	1	ALL	D-665-2		863518
1990-95	7.4		U	S	TWC	1	ALL	D-665-2	863005	
1993-95	7.4		U	S	TWC	1	ALL	D-665-2		863509

CABALLERO

1978-79	3.3		U	S	TWC	1	ALL	D-665-2	863003	
---------	-----	--	---	---	-----	---	-----	---------	--------	--

PRE-OBDII

Years	Liters	Comments	Location	Exhaust Type	Converter Type	# Converters	Drive Type	Executive Order	Universal #	Direct Fit #
-------	--------	----------	----------	--------------	----------------	--------------	------------	-----------------	-------------	--------------

GMC

CABALLERO (Continued)

1978-80	3.8		U	S	TWC	1	ALL	D-665-2	863003	
1981-84	3.8		U	S	TWC	1	ALL	D-665-2	863007	
1984	3.8		U	S	TWC	1	ALL	D-665-2	863008	
1985-87	4.3		U	S	TWC	1	ALL	D-665-2	863007	
1980-82	4.4		U	S	TWC	1	ALL	D-665-2	863007	
1978	5.0		U	S	TWC	1	ALL	D-665-2	863003	
1979	5.0		U	S	TWC	1	ALL	D-665-2	863004	
1980-87	5.0		U	S	TWC	1	ALL	D-665-2	863007	
1978-79	5.7		U	S	TWC	1	ALL	D-665-2	863004	

G15

1975-78	4.1		U	S	TWC	1	ALL	D-665-2	863004	863515
1977-78	5.0		U	S	TWC	1	ALL	D-665-2	863004	863515
1975-78	5.7		U	S	TWC	1	ALL	D-665-2	863004	863515

G1500

1979-84	4.1		U	S	TWC	1	ALL	D-665-2	863004	863515
1985-94	4.3		U	S	TWC	1	ALL	D-665-2	863004	863515
1995	4.3		U	S	TWC	1	ALL	D-665-2	863005	863509
1979-94	5.0		U	S	TWC	1	ALL	D-665-2	863004	863515
1995	5.0		U	S	TWC	1	ALL	D-665-2	863005	863509
1979-86	5.7		U	S	TWC	1	ALL	D-665-2	863004	863515
1987-89	5.7		F	S	TWC,OC	2	ALL	D-665-19	703003	
1987-89	5.7		R	S	TWC,OC	2	ALL	D-665-19	704003	
1987-94	5.7		U	S	TWC	1	ALL	D-665-2	863005	863509
1990	5.7		F	S	TWC(2)	2	ALL	D-665-19	703003	
1990	5.7		R	S	TWC(2)	2	ALL	D-665-19	704003	
1979	6.6		U	S	TWC	1	ALL	D-665-2	863004	863515

G25

1978	4.1		U	S	TWC	1	ALL	D-665-2	863004	863515
1977-78	5.0		U	S	TWC	1	ALL	D-665-2	863004	863515
1975-78	5.7		U	S	TWC	1	ALL	D-665-2	863004	863515

G2500

1979-84	4.1		U	S	TWC	1	ALL	D-665-2	863004	863515
1985-94	4.3		U	S	TWC	1	ALL	D-665-2	863004	863515
1995	4.3		U	S	TWC	1	ALL	D-665-2	863005	863509
1979-94	5.0		U	S	TWC	1	ALL	D-665-2	863004	863515
1995	5.0		U	S	TWC	1	ALL	D-665-2	863005	863509
1979-86	5.7		U	S	TWC	1	ALL	D-665-2	863004	863515
1987-89	5.7		F	S	TWC,OC	2	ALL	D-665-19	703003	
1987-89	5.7		R	S	TWC,OC	2	ALL	D-665-19	704003	
1987-95	5.7		U	S	TWC	1	ALL	D-665-2	863005	863509
1990	5.7		F	S	TWC(2)	2	ALL	D-665-19	703003	
1990	5.7		R	S	TWC(2)	2	ALL	D-665-19	704003	
1979-80	6.6		U	S	TWC	1	ALL	D-665-2	863004	863515

G35

1978	4.1		U	S	TWC	1	ALL	D-665-2	863004	863515
1978	5.7		U	S	TWC	1	ALL	D-665-2	863004	863515
1978	6.6		U	S	TWC	1	ALL	D-665-2	863004	
1975-76	7.4		U	S	TWC	1	ALL	D-665-2	863004	

PRE-OBDII

Years Liters Comments Location Exhaust Type Converter Type # Converters Drive Type Executive Order Universal # Direct Fit #

GMC

G3500

1979-84	4.1		U	S	TWC	1	ALL	D-665-2	863004	863515
1985-94	4.3		U	S	TWC	1	ALL	D-665-2	863004	863515
1991-95	4.3		U	S	TWC	1	ALL	D-665-2	863005	
1995	4.3		U	S	TWC	1	ALL	D-665-2		863509
1981	5.0		U	S	TWC	1	ALL	D-665-2	863004	863515
1979-86	5.7		U	S	TWC	1	ALL	D-665-2	863004	863515
1987-89	5.7		F	S	TWC,OC	2	ALL	D-665-19	703003	
1987-89	5.7		R	S	TWC,OC	2	ALL	D-665-19	704003	
1990	5.7		F	S	TWC(2)	2	ALL	D-665-19	703003	
1990	5.7		R	S	TWC(2)	2	ALL	D-665-19	704003	
1991-95	5.7		U	S	TWC	1	ALL	D-665-2	863005	863518
1979	6.6		U	S	TWC	1	ALL	D-665-2	863004	
1988	7.4		F	S	TWC,OC	2	ALL	D-665-19	703003	
1988	7.4		R	S	TWC,OC	2	ALL	D-665-19	704003	
1988-95	7.4		U	S	TWC	1	ALL	D-665-2	863005	
1990	7.4		F	S	TWC(2)	2	ALL	D-665-19	703003	
1990	7.4		R	S	TWC(2)	2	ALL	D-665-19	704003	

JIMMY

1975-82	4.1		U	S	TWC	1	ALL	D-665-2	863004	863515
1995	4.3		U	S	TWC	1	ALL	D-665-18	640003	
1977-87	5.0		U	S	TWC	1	ALL	D-665-2	863004	863515
1975-86	5.7		U	S	TWC	1	ALL	D-665-2	863004	
1975-89	5.7		U	S	TWC	1	ALL	D-665-2		863515
1987-91	5.7		U	S	TWC	1	ALL	D-665-2	863005	
1990-91	5.7		U	S	TWC	1	ALL	D-665-2		863509
1975-79	6.6		U	S	TWC	1	ALL	D-665-2	863004	

K1500

1979-84	4.1		U	S	TWC	1	ALL	D-665-2	863004	863515
1985-87	4.3		U	S	TWC	1	ALL	D-665-2		863515
1985-93	4.3		U	S	TWC	1	ALL	D-665-2	863004	
1988-93	4.3		U	S	TWC	1	ALL	D-665-2		863517
1993	4.3	w/Conv. in Y-Pipe	U	S	TWC	1	ALL	D-665-2	863004	863517
1994-95	4.3		U	S	TWC	1	ALL	D-665-2	863005	
1979-87	5.0		U	S	TWC	1	ALL	D-665-2		863515
1979-93	5.0		U	S	TWC	1	ALL	D-665-2	863004	
1988-93	5.0		U	S	TWC	1	ALL	D-665-2		863517
1993	5.0	w/Conv. in Y-Pipe	U	S	TWC	1	ALL	D-665-2	863004	863517
1994-95	5.0		U	S	TWC	1	ALL	D-665-2	863005	863518
1979-86	5.7		U	S	TWC	1	ALL	D-665-2	863004	863515
1987-95	5.7		U	S	TWC	1	ALL	D-665-2	863005	863518
1988-89	5.7		F	S	TWC,OC	2	ALL	D-665-19	703003	
1988-89	5.7		R	S	TWC,OC	2	ALL	D-665-19	704003	
1993	5.7		U	S	TWC	1	ALL	D-665-2		863509
1979	6.6		U	S	TWC	1	ALL	D-665-2	863004	863515
1979-80	7.4		U	S	TWC	1	ALL	D-665-2	863004	863515

K1500 SUBURBAN

1979-80	4.1		U	S	TWC	1	ALL	D-665-2	863004	863515
1979-87	5.0		U	S	TWC	1	ALL	D-665-2	863004	863515
1979-86	5.7		U	S	TWC	1	ALL	D-665-2	863004	863515

Years	Liters	Comments	Location	Exhaust Type	Converter Type	# Converters	Drive Type	Executive Order	Universal #	Direct Fit #
-------	--------	----------	----------	--------------	----------------	--------------	------------	-----------------	-------------	--------------

GMC

K1500 SUBURBAN (Continued)

1987-95	5.7		U	S	TWC	1	ALL	D-665-2	863005	
1992-93	5.7		F	S	TWC(2)	2	ALL	D-665-19	703003	
1992-93	5.7		R	S	TWC(2)	2	ALL	D-665-19	704003	
1979-80	7.4		U	S	TWC	1	ALL	D-665-2	863004	863515

K2500

1979-84	4.1		U	S	TWC	1	ALL	D-665-2	863004	863515
1983-87	4.3		U	S	TWC	1	ALL	D-665-2		863515
1983-93	4.3		U	S	TWC	1	ALL	D-665-2	863004	
1988-95	4.3		U	S	TWC	1	ALL	D-665-2		863517
1990-95	4.3		U	S	TWC	1	ALL	D-665-2	863005	
1979-87	5.0		U	S	TWC	1	ALL	D-665-2		863515
1979-93	5.0		U	S	TWC	1	ALL	D-665-2	863004	
1988-93	5.0		U	S	TWC	1	ALL	D-665-2		863517
1994-95	5.0		U	S	TWC	1	ALL	D-665-2	863005	863509
1979-86	5.7		U	S	TWC	1	ALL	D-665-2	863004	863515
1988-89	5.7		F	S	TWC,OC	2	ALL	D-665-19	703003	
1988-89	5.7		R	S	TWC,OC	2	ALL	D-665-19	704003	
1990-95	5.7		U	S	TWC	1	ALL	D-665-2	863005	863518
1979	6.6		U	S	TWC	1	ALL	D-665-2	863004	863515
1979	7.4		U	S	TWC	1	ALL	D-665-2		863515
1979-82	7.4		U	S	TWC	1	ALL	D-665-2	863004	
1991-95	7.4		U	S	TWC	1	ALL	D-665-2	863005	863518

K2500 SUBURBAN

1982-86	5.0		U	S	TWC	1	ALL	D-665-2	863004	863515
1979-86	5.7		U	S	TWC	1	ALL	D-665-2	863004	863515
1987-95	5.7		U	S	TWC	1	ALL	D-665-2	863005	863518
1992-93	5.7		F	S	TWC(2)	2	ALL	D-665-19	703003	
1992-93	5.7		R	S	TWC(2)	2	ALL	D-665-19	704003	
1979	6.6		U	S	TWC	1	ALL	D-665-2	863004	863515
1979	7.4		U	S	TWC	1	ALL	D-665-2	863004	863515
1992-93	7.4		F	S	TWC(2)	2	ALL	D-665-19	703003	
1992-93	7.4		R	S	TWC(2)	2	ALL	D-665-19	704003	
1992-95	7.4		U	S	TWC	1	ALL	D-665-2	863005	863518

K3500

1988-89	5.7		F	S	TWC,OC	2	ALL	D-665-19	703003	
1988-89	5.7		R	S	TWC,OC	2	ALL	D-665-19	704003	
1990-92	5.7		U	S	TWC	1	ALL	D-665-2		863518
1990-95	5.7		U	S	TWC	1	ALL	D-665-2	863005	
1993-95	5.7		U	S	TWC	1	ALL	D-665-2		863509
1988-89	7.4		F	S	TWC,OC	2	ALL	D-665-19	703003	
1988-89	7.4		R	S	TWC,OC	2	ALL	D-665-19	704003	
1990-92	7.4		U	S	TWC	1	ALL	D-665-2		863518
1990-95	7.4		U	S	TWC	1	ALL	D-665-2	863005	
1993-95	7.4		U	S	TWC	1	ALL	D-665-2		863509

P2500

1987-89	5.7		F	S	TWC,OC	2	ALL	D-665-19	703003	
1987-89	5.7		R	S	TWC,OC	2	ALL	D-665-19	704003	

P3500

1991-95	4.3		U	S	TWC	1	ALL	D-665-2	863005	
---------	-----	--	---	---	-----	---	-----	---------	--------	--

PRE-OBDII

Years Liters Comments Location Exhaust Type Converter Type # Converters Drive Type Executive Order Universal # Direct Fit #

GMC

P3500 (Continued)

1987-89	5.7		F	S	TWC,OC	2	ALL	D-665-19	703003	
1987-89	5.7		R	S	TWC,OC	2	ALL	D-665-19	704003	
1990-95	5.7		U	S	TWC	1	ALL	D-665-2	863005	
1987-89	7.4		F	S	TWC,OC	2	ALL	D-665-19	703003	
1987-89	7.4		R	S	TWC,OC	2	ALL	D-665-19	704003	
1990-95	7.4		U	S	TWC	1	ALL	D-665-2	863005	

R1500

1987	4.3		U	S	TWC	1	ALL	D-665-2	863004	863515
1987	5.0		U	S	TWC	1	ALL	D-665-2	863004	863515
1987	5.7		F	S	TWC,OC	2	ALL	D-665-19	703003	
1987	5.7		R	S	TWC,OC	2	ALL	D-665-19	704003	
1987	5.7		U	S	TWC	1	ALL	D-665-2	863005	863518

R1500 SUBURBAN

1987	5.0		U	S	TWC	1	ALL	D-665-2	863004	863515
1987-89	5.7		F	S	TWC,OC	2	ALL	D-665-19	703003	
1987-89	5.7		R	S	TWC,OC	2	ALL	D-665-19	704003	
1987-91	5.7		U	S	TWC	1	ALL	D-665-2	863005	
1990-91	5.7		F	S	TWC(2)	2	ALL	D-665-19	703003	
1990-91	5.7		R	S	TWC(2)	2	ALL	D-665-19	704003	

R2500

1987	4.3		U	S	TWC	1	ALL	D-665-2		863515
1987-89	4.3		U	S	TWC	1	ALL	D-665-2	863004	
1988-89	4.3		U	S	TWC	1	ALL	D-665-2		863517
1987	5.0		U	S	TWC	1	ALL	D-665-2		863515
1987-89	5.0		U	S	TWC	1	ALL	D-665-2	863004	
1988-89	5.0		U	S	TWC	1	ALL	D-665-2		863517
1987-89	5.7		F	S	TWC,OC	2	ALL	D-665-19	703003	
1987-89	5.7		R	S	TWC,OC	2	ALL	D-665-19	704003	
1987-89	7.4		F	S	TWC,OC	2	ALL	D-665-19	703003	
1987-89	7.4		R	S	TWC,OC	2	ALL	D-665-19	704003	

R2500 SUBURBAN

1987-89	5.7		F	S	TWC,OC	2	ALL	D-665-19	703003	
1987-89	5.7		R	S	TWC,OC	2	ALL	D-665-19	704003	
1987-91	5.7		U	S	TWC	1	ALL	D-665-2	863005	863518
1990-91	5.7		F	S	TWC(2)	2	ALL	D-665-19	703003	
1990-91	5.7		R	S	TWC(2)	2	ALL	D-665-19	704003	
1987-89	7.4		F	S	TWC,OC	2	ALL	D-665-19	703003	
1987-89	7.4		R	S	TWC,OC	2	ALL	D-665-19	704003	
1987-91	7.4		U	S	TWC	1	ALL	D-665-2	863005	863518
1990-91	7.4		F	S	TWC(2)	2	ALL	D-665-19	703003	
1990-91	7.4		R	S	TWC(2)	2	ALL	D-665-19	704003	

R3500

1987-89	5.7		F	S	TWC,OC	2	ALL	D-665-19	703003	
1987-89	5.7		R	S	TWC,OC	2	ALL	D-665-19	704003	
1990-91	5.7		U	S	TWC	1	ALL	D-665-2	863005	863518
1987-89	7.4		F	S	TWC,OC	2	ALL	D-665-19	703003	
1987-89	7.4		R	S	TWC,OC	2	ALL	D-665-19	704003	
1990-91	7.4		U	S	TWC	1	ALL	D-665-2	863005	863518

Years	Liters	Comments	Location	Exhaust Type	Converter Type	# Converters	Drive Type	Executive Order	Universal #	Direct Fit #
-------	--------	----------	----------	--------------	----------------	--------------	------------	-----------------	-------------	--------------

GMC

S15

1982-85	1.9		U	S	TWC	1	ALL	D-665-2	863003	863545
1983-84	2.0		U	S	TWC	1	ALL	D-665-2	863003	863545
1985-90	2.5		U	S	TWC	1	ALL	D-665-2	863003	863545
1982-87	2.8		U	S	TWC	1	ALL	D-665-2	863003	863545
1988-90	2.8		U	S	TWC	1	ALL	D-665-2	863004	
1988-90	4.3		U	S	TWC	1	ALL	D-665-2	863004	

S15 JIMMY

1983-84	1.9		U	S	TWC	1	ALL	D-665-2	863003	863545
1983-84	2.0		U	S	TWC	1	ALL	D-665-2	863003	863545
1985-88	2.5		U	S	TWC	1	ALL	D-665-2	863003	863545
1983-87	2.8		U	S	TWC	1	ALL	D-665-2	863003	863545
1988-89	2.8		U	S	TWC	1	ALL	D-665-2	863004	
1988-91	4.3		U	S	TWC	1	ALL	D-665-2	863004	

SAFARI

1985-90	2.5		U	S	TWC	1	ALL	D-665-2	863003	
1985-91	4.3		U	S	TWC	1	ALL	D-665-2		863515
1985-92	4.3		U	S	TWC	1	ALL	D-665-2	863004	
1992	4.3		U	S	TWC	1	ALL	D-665-2		863509
1992-93	4.3		U	S	TWC	1	ALL	D-665-2		863517
1992-95	4.3		U	S	TWC	1	ALL	D-665-2	863005	
1994-95	4.3		U	S	TWC	1	ALL	D-665-2		863552

SONOMA

1994-95	2.2		U	S	TWC	1	ALL	D-665-2	863002	
1991-93	2.5		U	S	TWC	1	ALL	D-665-2	863003	863545
1991-93	2.8		U	S	TWC	1	ALL	D-665-2	863004	
1991-94	4.3		U	S	TWC	1	ALL	D-665-2	863004	
1995	4.3		U	S	TWC	1	2WD	D-665-17	630014	

SPRINT

1976-77	4.1		U	S	TWC	1	ALL	D-665-2	863004	
1976-77	5.0		U	S	TWC	1	ALL	D-665-2	863004	
1975-77	5.7		U	S	TWC	1	ALL	D-665-2	863004	
1975-76	6.6		U	S	TWC	1	ALL	D-665-2	863003	
1975	7.4		U	S	TWC	1	ALL	D-665-2	863003	

SYCLONE

1991	4.3		U	S	TWC	1	ALL	D-665-2	863004	
------	-----	--	---	---	-----	---	-----	---------	--------	--

TYPHOON

1992-93	4.3		U	S	TWC	1	ALL	D-665-2	863004	
---------	-----	--	---	---	-----	---	-----	---------	--------	--

V1500

1987	4.3		U	S	TWC	1	ALL	D-665-2	863004	863515
1987	5.0		U	S	TWC	1	ALL	D-665-2	863004	863515
1987	5.7		F	S	TWC,OC	2	ALL	D-665-19	703003	
1987	5.7		R	S	TWC,OC	2	ALL	D-665-19	704003	
1987	5.7		U	S	TWC	1	ALL	D-665-2	863005	863518

V1500 SUBURBAN

1987	5.0		U	S	TWC	1	ALL	D-665-2	863004	863515
1987-89	5.7		F	S	TWC,OC	2	ALL	D-665-19	703003	
1987-89	5.7		R	S	TWC,OC	2	ALL	D-665-19	704003	
1987-91	5.7		U	S	TWC	1	ALL	D-665-2	863005	

PRE-OBDII

Years Liters Comments Location Exhaust Type Converter Type # Converters Drive Type Executive Order Universal # Direct Fit #

GMC

V1500 SUBURBAN (Continued)

1990-91	5.7		F	S	TWC(2)	2	ALL	D-665-19	703003	
1990-91	5.7		R	S	TWC(2)	2	ALL	D-665-19	704003	

V2500

1987	4.3		U	S	TWC	1	ALL	D-665-2	863004	863515
1987	5.0		U	S	TWC	1	ALL	D-665-2	863004	863515
1987	5.7		F	S	TWC,OC	2	ALL	D-665-19	703003	
1987	5.7		R	S	TWC,OC	2	ALL	D-665-19	704003	

V2500 SUBURBAN

1987-89	5.7		F	S	TWC,OC	2	ALL	D-665-19	703003	
1987-89	5.7		R	S	TWC,OC	2	ALL	D-665-19	704003	
1987-91	5.7		U	S	TWC	1	ALL	D-665-2	863005	863518
1990-91	5.7		F	S	TWC(2)	2	ALL	D-665-19	703003	
1990-91	5.7		R	S	TWC(2)	2	ALL	D-665-19	704003	
1987-88	7.4		U	S	TWC	1	ALL	D-665-2	863005	863518
1991	7.4		F	S	TWC(2)	2	ALL	D-665-19	703003	
1991	7.4		R	S	TWC(2)	2	ALL	D-665-19	704003	

V3500

1987-89	5.7		F	S	TWC,OC	2	ALL	D-665-19	703003	
1987-89	5.7		R	S	TWC,OC	2	ALL	D-665-19	704003	
1990-91	5.7		U	S	TWC	1	ALL	D-665-2	863005	863518
1987-89	7.4		F	S	TWC,OC	2	ALL	D-665-19	703003	
1987-89	7.4		R	S	TWC,OC	2	ALL	D-665-19	704003	
1990-91	7.4		U	S	TWC	1	ALL	D-665-2	863005	863518

YUKON

1992-93	5.7		U	S	TWC	1	ALL	D-665-2		863509
1992-95	5.7		U	S	TWC	1	ALL	D-665-2	863005	
1994	5.7	w/Conv. in Y-Pipe	U	S	TWC	1	ALL	D-665-2	863005	

HONDA

ACCORD

1980-85	1.8		U	S	TWC	1	ALL	D-665-3	861028	
1986-89	2.0		U	S	TWC	1	ALL	D-665-3	861028	
1990-95	2.2		U	S	TWC	1	ALL	D-665-3	861028	
1995	2.7		U	S	TWC	1	ALL	D-665-17		630549

CIVIC

1981-83	1.3		U	S	TWC	1	ALL	D-665-3	861028	
1980-95	1.5		U	S	TWC	1	ALL	D-665-3	861028	
1988-95	1.6		U	S	TWC	1	ALL	D-665-3	861028	

CIVIC DEL SOL

1993-95	1.5		U	S	TWC	1	ALL	D-665-3	861028	
1993-95	1.6		U	S	TWC	1	ALL	D-665-3	861028	

CRX

1988-91	1.5		U	S	TWC	1	ALL	D-665-3	861028	
1988-91	1.6		U	S	TWC	1	ALL	D-665-3	861028	

ODYSSEY

1995	2.2		U	S	TWC	1	ALL	D-665-2	863002	
------	-----	--	---	---	-----	---	-----	---------	--------	--

PASSPORT

1994-95	2.6		F	S	WU-TWC,TWC	2	ALL	D-665-19	703005	
1994-95	2.6		R	S	WU-TWC,TWC	2	ALL	D-665-19	704005	

Years	Liters	Comments	Location	Exhaust Type	Converter Type	# Converters	Drive Type	Executive Order	Universal #	Direct Fit #
-------	--------	----------	----------	--------------	----------------	--------------	------------	-----------------	-------------	--------------

HONDA

PASSPORT (Continued)

1994-95	3.2		F S	WU-TWC,TWC	2	ALL	D-665-19	703006		
1994-95	3.2		R S	WU-TWC,TWC	2	ALL	D-665-19	704006		

PRELUDE

1979-87	1.8		U S	TWC	1	ALL	D-665-3	861028		
1985-91	2.0		U S	TWC	1	ALL	D-665-3	861028		
1990-91	2.1		U S	TWC	1	ALL	D-665-3	861028		
1992-95	2.2		U S	TWC	1	ALL	D-665-3	861028		
1992-95	2.3		U S	TWC	1	ALL	D-665-3	861028		

HYUNDAI

ACCENT

1995	1.5		U S	TWC	1	ALL	D-665-3	861028		
------	-----	--	-----	-----	---	-----	---------	--------	--	--

ELANTRA

1992-95	1.6		U S	TWC	1	ALL	D-665-3	861022		
1995	1.6		U S	TWC	1	ALL	D-665-17	630015		
1993-95	1.8		U S	TWC	1	ALL	D-665-3	861022		
1995	1.8		U S	TWC	1	ALL	D-665-17	630015		

EXCEL

1986-89	1.5		R S	TWC(2)	2	ALL	D-665-13	872104		
1990-94	1.5		U S	TWC	1	ALL	D-665-3	861028		

SCOUBE

1991-92	1.5		U S	TWC	1	ALL	D-665-3	861028		
1993-95	1.5		U S	TWC	1	ALL	D-665-3	861022		

SONATA

1992-95	2.0		U S	TWC	1	ALL	D-665-3	861022		
1995	2.0		U S	TWC	1	ALL	D-665-17	630015		
1989-91	2.4		U S	TWC	1	ALL	D-665-3	861022		
1990-95	3.0		U S	TWC	1	ALL	D-665-3	861022		

INFINITI

G20

1991-93	2.0		U S	TWC	1	ALL	D-665-3	861022		
1994	2.0		U S	TWC	1	ALL	D-665-3	861016		

J30

1993-95	3.0		UL D	2TWC	2	ALL	D-665-3	861029		
1993-95	3.0		UR D	2TWC	2	ALL	D-665-3	861029		

M30

1990-92	3.0		UL D	2TWC	2	ALL	D-665-3	861022		
1990-92	3.0		UR D	2TWC	2	ALL	D-665-3	861022		

Q45

1990-95	4.5		RL D	2TWC(2)	4	ALL	D-665-13	872004		
1990-95	4.5		RR D	2TWC(2)	4	ALL	D-665-13	872004		

INTERNATIONAL

SCOUT II

1979-80	3.2		U S	TWC	1	ALL	D-665-2	863004		
1979-80	5.0		U S	TWC	1	ALL	D-665-2	863004		
1979-80	5.6		U S	TWC	1	ALL	D-665-2	863004		

PRE-OBDII

Years Liters Comments Location Exhaust Type Converter Type # Converters Drive Type Executive Order Universal # Direct Fit #

ISUZU

AMIGO

1989-93	2.3		U	S	TWC	1	ALL	D-665-2	863004	863546
1989-94	2.6		U	S	TWC	1	ALL	D-665-2	863004	863546

I-MARK

1985-86	1.5		U	S	TWC	1	ALL	D-665-3	861024	
1987-89	1.5		R	S	TWC(2)	2	ALL	D-665-13	872106	
1989	1.6		U	S	TWC	1	ALL	D-665-3	861022	
1981-85	1.8		U	S	TWC	1	ALL	D-665-3	861024	

IMPULSE

1990-91	1.6		U	S	TWC	1	ALL	D-665-3	861024	
1991-92	1.6		R	S	TWC(2)	2	ALL	D-665-13	872106	
1992	1.8		U	S	TWC	1	ALL	D-665-3	861024	
1983-87	1.9		U	S	TWC	1	ALL	D-665-3	861024	
1985-89	2.0		U	S	TWC	1	ALL	D-665-3	861024	
1988-89	2.3		U	S	TWC	1	ALL	D-665-3	861024	

PICKUP

1981-82	1.8		U	S	TWC	1	ALL	D-665-2	863004	863546
1983-87	1.9		U	S	TWC	1	ALL	D-665-2	863004	863546
1986-92	2.3		U	S	TWC	1	ALL	D-665-2	863004	863546
1986-93	2.3		F	S	TWC(2)	2	ALL	D-665-19	703001	
1986-93	2.3		R	S	TWC(2)	2	ALL	D-665-19	704006	
1994	2.3		R	S	WU-TWC,TWC	2	ALL	D-665-19	704006	
1994-95	2.3		F	S	WU-TWC,TWC	2	ALL	D-665-19	703001	
1995	2.3		R	S	WU-TWC,TWC	2	ALL	D-665-19	704002	
1988-92	2.6		U	S	TWC	1	ALL	D-665-2	863004	863546
1988-93	2.6		F	S	TWC(2)	2	ALL	D-665-19	703001	
1988-93	2.6		R	S	TWC(2)	2	ALL	D-665-19	704006	
1994	2.6		R	S	WU-TWC,TWC	2	ALL	D-665-19	704006	
1994-95	2.6		F	S	WU-TWC,TWC	2	ALL	D-665-19	703001	
1995	2.6		R	S	WU-TWC,TWC	2	ALL	D-665-19	704002	
1991-94	3.1		U	S	TWC	1	ALL	D-665-2	863004	863546

RODEO

1991-92	2.6		U	S	TWC	1	ALL	D-665-2	863004	863546
1993	2.6		F	S	TWC(2)	2	ALL	D-665-19	703005	
1993	2.6		R	S	TWC(2)	2	ALL	D-665-19	704006	
1994-95	2.6		F	S	WU-TWC,TWC	2	ALL	D-665-19	703005	
1994-95	2.6		R	S	WU-TWC,TWC	2	ALL	D-665-19	704006	
1991-92	3.1		U	S	TWC	1	ALL	D-665-2	863004	
1993	3.2		F	S	TWC(2)	2	ALL	D-665-19	703006	
1993	3.2		R	S	TWC(2)	2	ALL	D-665-19	704002	
1994-95	3.2		F	S	WU-TWC,TWC	2	ALL	D-665-19	703004	
1994-95	3.2		R	S	WU-TWC,TWC	2	ALL	D-665-19	704006	

STYLUS

1991-93	1.6		U	S	TWC	1	ALL	D-665-2	863002	863547
1992	1.8		U	S	TWC	1	ALL	D-665-2	863002	863547

TROOPER

1984-85	1.9		U	S	TWC	1	ALL	D-665-2	863004	863546
1986-87	2.3		U	S	TWC	1	ALL	D-665-2	863004	863546
1988-91	2.6		U	S	TWC	1	ALL	D-665-2	863004	863546

PRE-OBDII

Years	Liters	Comments	Location	Exhaust Type	Converter Type	# Converters	Drive Type	Executive Order	Universal #	Direct Fit #
-------	--------	----------	----------	--------------	----------------	--------------	------------	-----------------	-------------	--------------

ISUZU

TROOPER (Continued)

1989-90	2.8		U	S	TWC	1	ALL	D-665-2		863546
1989-91	2.8		U	S	TWC	1	ALL	D-665-2	863004	
1992-93	3.2		U	S	TWC	1	ALL	D-665-2	863004	
1994-95	3.2		F	S	WU-TWC,TWC	2	ALL	D-665-19	703006	
1994-95	3.2		R	S	WU-TWC,TWC	2	ALL	D-665-19	704002	

JAGUAR

VANDEN PLAS

1988-89	3.6		F	S	TWC(2)	2	ALL	D-665-13	862104	
1988-89	3.6		R	S	TWC(2)	2	ALL	D-665-13	872037	
1990-95	4.0		RL	D	2TWC(2)	4	ALL	D-665-13	872037	
1990-95	4.0		RR	D	2TWC(2)	4	ALL	D-665-13	872037	
1982-87	4.2		F	S	TWC(2)	2	ALL	D-665-13	862104	
1982-87	4.2		R	S	TWC(2)	2	ALL	D-665-13	872037	

XJ12

1976-79	5.3		RL	D	2TWC(2)	4	ALL	D-665-13	872104	
1976-79	5.3		RR	D	2TWC(2)	4	ALL	D-665-13	872104	

XJ6

1988-89	3.6		F	S	TWC(2)	2	ALL	D-665-13	862104	
1988-89	3.6		R	S	TWC(2)	2	ALL	D-665-13	872037	
1990-95	4.0		RL	D	2TWC(2)	4	ALL	D-665-13	872104	
1990-95	4.0		RR	D	2TWC(2)	4	ALL	D-665-13	872104	
1975-87	4.2		R	S	TWC(2)	2	ALL	D-665-13	872037	
1980	4.2		U	S	TWC	1	ALL	D-665-3	861022	
1981-87	4.2		F	S	TWC(2)	2	ALL	D-665-13	862104	

XJS

1990-94	4.0		RL	D	2TWC(2)	4	ALL	D-665-13	872104	
1990-94	4.0		RR	D	2TWC(2)	4	ALL	D-665-13	872104	
1976-92	5.3		RL	D	2TWC(2)	4	ALL	D-665-13	872004	
1976-92	5.3		RR	D	2TWC(2)	4	ALL	D-665-13	872004	

JEEP

CHEROKEE

1984-85	2.5		U	S	TWC	1	ALL	D-665-2	863006	
1986-95	2.5		U	S	TWC	1	ALL	D-665-2	863003	
1993-95	2.5		U	S	TWC	1	ALL	D-665-2		863501
1984-86	2.8		U	S	TWC	1	ALL	D-665-2	863002	
1987-95	4.0		U	S	TWC	1	ALL	D-665-2	863003	
1993-95	4.0		U	S	TWC	1	ALL	D-665-2		863501
1979-80	4.2		U	S	TWC	1	ALL	D-665-2	863004	
1981	4.2		U	S	TWC	1	ALL	D-665-2	863003	
1982-83	4.2		U	S	TWC	1	ALL	D-665-2	863006	
1978-83	5.9		U	S	TWC	1	ALL	D-665-2	863004	
1977-78	6.6		U	S	TWC	1	ALL	D-665-2	863004	

CJ5

1980-83	2.5		U	S	TWC	1	ALL	D-665-2	863004	
1975-78	3.8		U	S	TWC	1	ALL	D-665-2	863004	
1975-81	4.2		U	S	TWC	1	ALL	D-665-2	863004	
1982-83	4.2		U	S	TWC	1	ALL	D-665-2	863006	
1975-81	5.0		U	S	TWC	1	ALL	D-665-2	863004	

PRE-OBDII

Years Liters Comments Location Exhaust Type Converter Type # Converters Drive Type Executive Order Universal # Direct Fit #

JEEP

CJ7

1980-83	2.5		U	S	TWC	1	ALL	D-665-2	863004	
1984-86	2.5		U	S	TWC	1	ALL	D-665-2	863006	
1976-78	3.8		U	S	TWC	1	ALL	D-665-2	863004	
1976-81	4.2		U	S	TWC	1	ALL	D-665-2	863004	
1982-86	4.2		U	S	TWC	1	ALL	D-665-2	863006	
1978-81	5.0		U	S	TWC	1	ALL	D-665-2	863004	

COMANCHE

1986-92	2.5		U	S	TWC	1	ALL	D-665-2	863003	
1986	2.8		U	S	TWC	1	ALL	D-665-2	863002	
1987-92	4.0		U	S	TWC	1	ALL	D-665-2	863003	

GRAND CHEROKEE

1993-95	4.0		U	S	TWC	1	ALL	D-665-2	863003	863501
1993-95	5.2		U	S	TWC	1	ALL	D-665-2	863004	863510

GRAND WAGONEER

1984-86	4.2		U	S	TWC	1	ALL	D-665-2	863006	
1993	5.2		U	S	TWC	1	ALL	D-665-2	863003	863510
1984-91	5.9		U	S	TWC	1	ALL	D-665-2	863008	

J10

1979-81	4.2		U	S	TWC	1	ALL	D-665-2	863004	
1982-87	4.2		U	S	TWC	1	ALL	D-665-2	863006	
1979-88	5.9		U	S	TWC	1	ALL	D-665-2	863004	

J20

1979-81	4.2		U	S	TWC	1	ALL	D-665-2	863004	
1982-87	4.2		U	S	TWC	1	ALL	D-665-2	863006	
1979-88	5.9		U	S	TWC	1	ALL	D-665-2	863004	

SCRAMBLER

1981-83	2.5		U	S	TWC	1	ALL	D-665-2	863004	
1984-85	2.5		U	S	TWC	1	ALL	D-665-2	863006	
1981	4.2		U	S	TWC	1	ALL	D-665-2	863004	
1982-85	4.2		U	S	TWC	1	ALL	D-665-2	863006	

WAGONEER

1984-85	2.5		U	S	TWC	1	ALL	D-665-2	863006	
1986-89	2.5		U	S	TWC	1	ALL	D-665-2	863003	
1984-86	2.8		U	S	TWC	1	ALL	D-665-2	863002	
1987-90	4.0		U	S	TWC	1	ALL	D-665-2	863003	
1980	4.2		U	S	TWC	1	ALL	D-665-2	863004	
1981	4.2		U	S	TWC	1	ALL	D-665-2	863003	
1982-90	4.2		U	S	TWC	1	ALL	D-665-2	863006	
1978-83	5.9		U	S	TWC	1	ALL	D-665-2	863004	
1977-78	6.6		U	S	TWC	1	ALL	D-665-2	863004	

WRANGLER

1987-95	2.5		U	S	TWC	1	ALL	D-665-2	863003	
1993-95	2.5		U	S	TWC	1	ALL	D-665-2		863501
1991-95	4.0		U	S	TWC	1	ALL	D-665-2	863003	
1993-95	4.0		U	S	TWC	1	ALL	D-665-2		863501

KIA

SEPHIA

Years	Liters	Comments	Location	Exhaust Type	Converter Type	# Converters	Drive Type	Executive Order	Universal #	Direct Fit #
-------	--------	----------	----------	--------------	----------------	--------------	------------	-----------------	-------------	--------------

KIA

SEPHIA (Continued)

1994-95	1.6		U	S	TWC	1	ALL	D-665-3	861022	
1995	1.8		U	S	TWC	1	ALL	D-665-17	630015	

SPORTAGE

1995	2.0		U	S	TWC	1	ALL	D-665-2	863002	
------	-----	--	---	---	-----	---	-----	---------	--------	--

LANCIA

BETA

1976-78	1.8		U	S	TWC	1	ALL	D-665-3	861003	
1979-81	2.0		U	S	TWC	1	ALL	D-665-3	861003	

ZAGATO

1979-82	2.0		U	S	TWC	1	ALL	D-665-3	861003	
---------	-----	--	---	---	-----	---	-----	---------	--------	--

LAND ROVER

DEFENDER 110

1993	3.9		UR	D	2TWC	2	ALL	D-665-2	863002	
------	-----	--	----	---	------	---	-----	---------	--------	--

DEFENDER 90

1993-95	3.9		UR	D	2TWC	2	ALL	D-665-2	863002	
---------	-----	--	----	---	------	---	-----	---------	--------	--

DISCOVERY

1994-95	3.9		UR	D	2TWC	2	ALL	D-665-2	863002	
---------	-----	--	----	---	------	---	-----	---------	--------	--

RANGE ROVER

1987-88	3.5		F	DS	2TWC,TWC	3	ALL	D-665-19	703004	
1987-88	3.5		R	DS	2TWC,TWC	3	ALL	D-665-19	704009	
1989-95	3.9		UR	D	2TWC	2	ALL	D-665-2	863002	
1995	4.0		UL	D	2TWC	2	ALL	D-665-18	640010	
1995	4.0		UR	D	2TWC	2	ALL	D-665-18	640010	
1993-95	4.2		UL	D	2TWC	2	ALL	D-665-2		863543
1993-95	4.2		UR	D	2TWC	2	ALL	D-665-2	863002	

LEXUS

ES250

1990-91	2.5		U	S	TWC	1	ALL	D-665-3	861022	
---------	-----	--	---	---	-----	---	-----	---------	--------	--

ES300

1992-94	3.0		U	S	TWC	1	ALL	D-665-3	861024	
1995	3.0		U	S	TWC	1	ALL	D-665-17	630002	

GS300

1993-95	3.0		F	S	TWC(2)	2	ALL	D-665-13	862105	
1993-95	3.0		R	S	TWC(2)	2	ALL	D-665-13	872105	

LS400

1990-94	4.0		FL	DS	2TWC,TWC	3	ALL	D-665-13	862105	
1990-94	4.0		FR	DS	2TWC,TWC	3	ALL	D-665-13	862105	
1991-94	4.0		R	DS	2TWC,TWC	3	ALL	D-665-13	872105	

SC300

1992-95	3.0		F	S	TWC(2)	2	ALL	D-665-13	862105	
1992-95	3.0		R	S	TWC(2)	2	ALL	D-665-13	872105	

SC400

1992-94	4.0		R	DS	2TWC,TWC	3	ALL	D-665-13	872105	
1992-95	4.0		FL	DS	2TWC,TWC	3	ALL	D-665-13	862104	
1992-95	4.0		FR	DS	2TWC,TWC	3	ALL	D-665-13	862104	

Years Liters Comments Location Exhaust Type Converter Type # Converters Drive Type Executive Order Universal # Direct Fit #

LINCOLN

CONTINENTAL

1982	3.8		R	DS	2TWC,TWC	3	ALL	D-665-13	872025	
1988-90	3.8		FL	DS	2TWC,TWC	3	ALL	D-665-13	862104	
1988-90	3.8		FR	DS	2TWC,TWC	3	ALL	D-665-13	862104	
1988-90	3.8		R	DS	2TWC,TWC	3	ALL	D-665-13	872105	
1990-94	3.8		UL	D	2TWC	2	ALL	D-665-3	861028	
1990-94	3.8		UR	D	2TWC	2	ALL	D-665-3	861028	
1980	5.0		UL	D	2TWC	2	ALL	D-665-3	861003	
1980	5.0		UR	D	2TWC	2	ALL	D-665-3	861003	
1982	5.0		R	DS	2TWC,TWC	3	ALL	D-665-13	872025	
1983-85	5.0		UL	D	2TWC	2	ALL	D-665-3	861009	
1983-85	5.0		UR	D	2TWC	2	ALL	D-665-3	861013	
1986-87	5.0		FL	D	2TWC(2)	4	ALL	D-665-13	862104	
1986-87	5.0		FR	D	2TWC(2)	4	ALL	D-665-13	862104	
1986-87	5.0		R	DS	2TWC,TWC	3	ALL	D-665-13	872005	
1986-87	5.0		RL	D	2TWC(2)	4	ALL	D-665-13	872004	
1986-87	5.0		RR	D	2TWC(2)	4	ALL	D-665-13	872004	
1980	5.8		UL	D	2TWC	2	ALL	D-665-3	861003	
1980	5.8		UR	D	2TWC	2	ALL	D-665-3	861003	
1977-79	6.6		UL	D	2TWC	2	ALL	D-665-3	861004	
1977-79	6.6		UR	D	2TWC	2	ALL	D-665-3	861004	

MARK V

1977-79	6.6		UL	D	2TWC	2	ALL	D-665-3	861004	
1977-79	6.6		UR	D	2TWC	2	ALL	D-665-3	861004	

MARK VI

1980	5.0		UR	D	2TWC	2	ALL	D-665-3	861009	
1980-83	5.0		UL	D	2TWC	2	ALL	D-665-3	861009	
1981-83	5.0		UR	D	2TWC	2	ALL	D-665-3	861013	
1980	5.8		UL	D	2TWC	2	ALL	D-665-3	861009	
1980	5.8		UR	D	2TWC	2	ALL	D-665-3	861013	

MARK VII

1984-85	5.0		UL	D	2TWC	2	ALL	D-665-3	861009	
1984-85	5.0		UR	D	2TWC	2	ALL	D-665-3	861013	
1986-92	5.0		FL	D	2TWC(2)	4	ALL	D-665-13	862075	
1986-92	5.0		FR	D	2TWC(2)	4	ALL	D-665-13	862075	
1986-92	5.0		RL	D	2TWC(2)	4	ALL	D-665-13	872005	
1986-92	5.0		RR	D	2TWC(2)	4	ALL	D-665-13	872005	

MARK VIII

1993-94	4.6		FL	DS	2WU-TWC,TWC	3	ALL	D-665-13	862830	
1993-94	4.6		FR	DS	2WU-TWC,TWC	3	ALL	D-665-13	862830	
1993-95	4.6		FL	DS	2TWC,TWC	3	ALL	D-665-13	862084	
1993-95	4.6		FR	DS	2TWC,TWC	3	ALL	D-665-13	862084	
1995	4.6		FL	D	2TWC(2)	4	ALL	D-665-13	862830	
1995	4.6		FR	D	2TWC(2)	4	ALL	D-665-13	862830	

TOWN CAR

1991-94	4.6		FL	D	2TWC(2)	4	ALL	D-665-13	862084	
1991-94	4.6		FR	D	2TWC(2)	4	ALL	D-665-13	862084	
1991-94	4.6		RR	D	2TWC(2)	4	ALL	D-665-13	872004	
1995	4.6		FL	D	2TWC(2)	4	ALL	D-665-9	830104	
1995	4.6		FR	D	2TWC(2)	4	ALL	D-665-9	830104	

PRE-OBDII

<i>Years</i>	<i>Liters</i>	<i>Comments</i>	<i>Location</i>	<i>Exhaust Type</i>	<i>Converter Type</i>	<i># Converters</i>	<i>Drive Type</i>	<i>Executive Order</i>	<i>Universal #</i>	<i>Direct Fit #</i>
--------------	---------------	-----------------	-----------------	---------------------	-----------------------	---------------------	-------------------	------------------------	--------------------	---------------------

LINCOLN

TOWN CAR (Continued)

1995	4.6		RL	D	2TWC(2)	4	ALL	D-665-9	830403	
1995	4.6		RR	D	2TWC(2)	4	ALL	D-665-9	830403	
1995	4.6		UL	D	2TWC(2)	4	ALL	D-665-9		830452
1995	4.6		UR	D	2TWC(2)	4	ALL	D-665-9		830453
1981-85	5.0		UL	D	2TWC	2	ALL	D-665-3	861009	
1981-85	5.0		UR	D	2TWC	2	ALL	D-665-3	861013	
1986-89	5.0		RR	D	2TWC(2)	4	ALL	D-665-13	872004	
1986-90	5.0		FL	D	2TWC(2)	4	ALL	D-665-13	862084	
1986-90	5.0		FR	D	2TWC(2)	4	ALL	D-665-13	862084	
1986-90	5.0		RL	D	2TWC(2)	4	ALL	D-665-13	872004	

VERSAILLES

1977-79	5.0		U	S	TWC	1	ALL	D-665-3	861003	
1980	5.0		R	DS	2TWC,TWC	3	ALL	D-665-13	872004	

LOTUS

ELAN

1990-92	1.6		U	S	TWC	1	ALL	D-665-3	861022	
---------	-----	--	---	---	-----	---	-----	---------	--------	--

ESPRIT

1977-79	2.0		U	S	TWC	1	ALL	D-665-3	861003	
1980-95	2.2		U	S	TWC	1	ALL	D-665-3	861022	

MASERATI

BITURBO

1983-87	2.0		U	S	TWC	1	ALL	D-665-3	861003	
---------	-----	--	---	---	-----	---	-----	---------	--------	--

QUATTROPORTE

1980-82	4.9		U	S	TWC	1	ALL	D-665-3	861005	
---------	-----	--	---	---	-----	---	-----	---------	--------	--

MAZDA

323

1986-94	1.6		U	S	TWC	1	ALL	D-665-3	861022	
---------	-----	--	---	---	-----	---	-----	---------	--------	--

626

1979-80	2.0		U	S	TWC	1	ALL	D-665-3	861003	
1981-82	2.0		R	S	TWC(2)	2	ALL	D-665-13	872004	
1983-95	2.0		R	S	TWC(2)	2	ALL	D-665-13	872104	
1986-87	2.0		U	S	TWC	1	ALL	D-665-3	861028	
1988-92	2.2		U	S	TWC	1	ALL	D-665-3	861022	
1993	2.5		U	S	TWC	1	ALL	D-665-3	861023	
1994-95	2.5		R	S	TWC(2)	2	ALL	D-665-13	872105	

808

1975-77	1.6		U	S	TWC	1	ALL	D-665-3	861028	
---------	-----	--	---	---	-----	---	-----	---------	--------	--

929

1988-91	3.0		U	S	TWC	1	ALL	D-665-3	861022	
1990-91	3.0		UL	D	2TWC	2	ALL	D-665-3	861028	
1990-91	3.0		UR	D	2TWC	2	ALL	D-665-3	861028	
1992-95	3.0		R	DS	2TWC,TWC	3	ALL	D-665-13	872106	

B1800

1977-78	1.8		U	S	TWC	1	ALL	D-665-2	863002	
---------	-----	--	---	---	-----	---	-----	---------	--------	--

B2000

1979-84	2.0		U	S	TWC	1	ALL	D-665-2	863002	
1984-85	2.0		F	S	OC(2)	2	ALL	D-665-19	703004	

PRE-OBDII

Years Liters Comments Location Exhaust Type Converter Type # Converters Drive Type Executive Order Universal # Direct Fit #

MAZDA

B2000 (Continued)

1984-85	2.0		R	S	OC(2)	2	ALL	D-665-19	704004	
1986-87	2.0		F	S	TWC,OC	2	ALL	D-665-19	703004	
1986-87	2.0		R	S	TWC,OC	2	ALL	D-665-19	704004	

B2200

1987-89	2.2		F	S	TWC,OC	2	ALL	D-665-19	703004	
1987-89	2.2		R	S	TWC,OC	2	ALL	D-665-19	704004	
1990-93	2.2		F	S	TWC(2)	2	ALL	D-665-19	703004	
1990-93	2.2		R	S	TWC(2)	2	ALL	D-665-19	704004	
1990-93	2.2		U	S	TWC	1	ALL	D-665-2	863003	

B2300

1994-95	2.3		U	S	TWC	1	ALL	D-665-2	863002	
---------	-----	--	---	---	-----	---	-----	---------	--------	--

B2600

1987-88	2.6		F	S	TWC,OC	2	ALL	D-665-19	703004	
1987-88	2.6		R	S	TWC,OC	2	ALL	D-665-19	704004	
1989-90	2.6		U	S	TWC	1	ALL	D-665-2	863002	
1990-93	2.6		U	S	TWC	1	ALL	D-665-2		863503
1991-93	2.6		U	S	TWC	1	ALL	D-665-2	863003	

B3000

1994	3.0		F	S	TWC(2)	2	ALL	D-665-19	703004	
1994	3.0		R	S	TWC(2)	2	ALL	D-665-19	704004	
1995	3.0		F	S	TWC(2)	2	ALL	D-665-16	830717	
1995	3.0		R	S	TWC(2)	2	ALL	D-665-16	830821	
1995	3.0		U	S	TWC(2)	2	ALL	D-665-20		651618

B4000

1994	4.0		F	S	TWC(2)	2	ALL	D-665-19	703004	
1994	4.0		R	S	TWC(2)	2	ALL	D-665-19	704004	
1995	4.0		F	S	TWC(2)	2	ALL	D-665-20	650033	
1995	4.0		R	S	TWC(2)	2	ALL	D-665-20	651035	
1995	4.0		U	S	TWC(2)	2	4WD	D-665-16		830873

GLC

1977-78	1.3		U	S	TWC	1	ALL	D-665-3	861003	
1979-80	1.4		U	S	TWC	1	ALL	D-665-3	861003	
1981-82	1.5		U	S	TWC	1	ALL	D-665-3	861028	
1983-85	1.5		R	S	TWC(2)	2	ALL	D-665-13	872104	

MIATA

1990-93	1.6		U	S	TWC	1	ALL	D-665-3	861028	
1992-93	1.8		U	S	TWC	1	ALL	D-665-3	861028	
1994-95	1.8		U	S	TWC	1	ALL	D-665-3	861023	

MILLENNIA

1995	2.5		R	DS	2TWC,TWC	3	ALL	D-665-13	872104	
------	-----	--	---	----	----------	---	-----	----------	--------	--

MIZER

1976-77	1.3		U	S	TWC	1	ALL	D-665-3	861003	
---------	-----	--	---	---	-----	---	-----	---------	--------	--

MPV

1989-94	2.6		U	S	TWC	1	ALL	D-665-2	863003	863537
1989-93	3.0		U	S	TWC	1	ALL	D-665-2	863003	863537
1994-95	3.0		F	S	TWC(2)	2	ALL	D-665-19	703004	
1994-95	3.0		R	S	TWC(2)	2	ALL	D-665-19	704004	
1995	3.0		F	S	TWC(2)	2	ALL	D-665-20	650031	650522

Years	Liters	Comments	Location	Exhaust Type	Converter Type	# Converters	Drive Type	Executive Order	Universal #	Direct Fit #
-------	--------	----------	----------	--------------	----------------	--------------	------------	-----------------	-------------	--------------

MAZDA

MPV (Continued)

1995	3.0		R S	TWC(2)		2 ALL	D-665-20	651034	651616	
------	-----	--	-----	--------	--	-------	----------	--------	--------	--

MX-3

1992-93	1.6		U S	TWC		1 ALL	D-665-3	861027		
1994-95	1.6		R S	TWC(2)		2 ALL	D-665-13	872103		
1994	1.8		R S	TWC(2)		2 ALL	D-665-13	872104		

MX-6

1995	2.0		R S	TWC(2)		2 ALL	D-665-13	872104		
1988-92	2.2		U S	TWC		1 ALL	D-665-3	861022		
1993-95	2.5		U S	TWC		1 ALL	D-665-3	861023		

NAVAJO

1991-94	4.0		F S	TWC(2)		2 ALL	D-665-19	703006		
1991-94	4.0		R S	TWC(2)		2 ALL	D-665-19	704006		

PROTEGE

1990-95	1.8		U S	TWC		1 ALL	D-665-3	861022		
1995	1.8		U S	TWC		1 ALL	D-665-17	630001		

RX-7

1981-83	1.1		F S	TWC(2)		2 ALL	D-665-13	862104		
1981-83	1.1		R S	TWC(2)		2 ALL	D-665-13	872014		
1984-85	1.1		R DS	TWC(3)		3 ALL	D-665-13	872004		
1984-85	1.3		R DS	TWC(3)		3 ALL	D-665-13	872004		
1986-91	1.3		F S	TWC(2)		2 ALL	D-665-13	862105		
1986-91	1.3		R S	TWC(2)		2 ALL	D-665-13	872014		
1993-95	1.3		R S	TWC(2)		2 ALL	D-665-13	872015		

MERCEDES-BENZ

190E

1984-85	2.3		R DS	2TWC,TWC		3 ALL	D-665-13	872004		
1986-87	2.3		F S	TWC(2)		2 ALL	D-665-13	862004		
1986-87	2.3		R S	TWC(2)		2 ALL	D-665-13	872037		
1988-93	2.3		U S	TWC		1 ALL	D-665-3	861003		
1987-93	2.6		R DS	2TWC,TWC		3 ALL	D-665-13	872037		

260E

1987-89	2.6		R DS	2TWC,TWC		3 ALL	D-665-13	872037		
---------	-----	--	------	----------	--	-------	----------	--------	--	--

280CE

1980	2.8		R S	TWC(2)		2 ALL	D-665-13	872004		
1981	2.8		R DS	2TWC,TWC		3 ALL	D-665-13	872004		

280E

1980	2.7		F S	TWC(2)		2 ALL	D-665-13	862007		
1980	2.8		R S	TWC(2)		2 ALL	D-665-13	872004		
1981	2.8		R DS	2TWC,TWC		3 ALL	D-665-13	872004		

280SE

1980	2.7		F S	TWC(2)		2 ALL	D-665-13	862007		
1980	2.8		R S	TWC(2)		2 ALL	D-665-13	872004		

300E

1993	2.8		R DS	2TWC,TWC		3 ALL	D-665-13	872104		
------	-----	--	------	----------	--	-------	----------	--------	--	--

300SE

1988-93	3.0		R DS	2TWC,TWC		3 ALL	D-665-13	872037		
1992-93	3.2		R DS	2TWC,TWC		3 ALL	D-665-13	872104		

PRE-OBDII

PRE-OBDII

Years	Liters	Comments	Location	Exhaust Type	Converter Type	# Converters	Drive Type	Executive Order	Universal #	Direct Fit #
-------	--------	----------	----------	--------------	----------------	--------------	------------	-----------------	-------------	--------------

MERCEDES-BENZ

300SEL

1988-91	3.0		R	DS	2TWC,TWC	3	ALL	D-665-13	872037	
---------	-----	--	---	----	----------	---	-----	----------	--------	--

300SL

1990-93	3.0		R	DS	2TWC,TWC	3	ALL	D-665-13	872037	
---------	-----	--	---	----	----------	---	-----	----------	--------	--

1992-93	3.2		R	DS	2TWC,TWC	3	ALL	D-665-13	872104	
---------	-----	--	---	----	----------	---	-----	----------	--------	--

300TE

1993	2.8		R	DS	2TWC,TWC	3	ALL	D-665-13	872104	
------	-----	--	---	----	----------	---	-----	----------	--------	--

380SE

1984-85	3.8		R	S	TWC(2)	2	ALL	D-665-13	872004	
---------	-----	--	---	---	--------	---	-----	----------	--------	--

380SEC

1982-83	3.8		R	S	TWC(2)	2	ALL	D-665-13	872004	
---------	-----	--	---	---	--------	---	-----	----------	--------	--

380SEL

1981-83	3.8		R	S	TWC(2)	2	ALL	D-665-13	872004	
---------	-----	--	---	---	--------	---	-----	----------	--------	--

380SL

1981-85	3.8		R	DS	2TWC,TWC	3	ALL	D-665-13	872004	
---------	-----	--	---	----	----------	---	-----	----------	--------	--

380SLC

1981	3.8		R	DS	2TWC,TWC	3	ALL	D-665-13	872004	
------	-----	--	---	----	----------	---	-----	----------	--------	--

400E

1992-93	4.2		UL	D	2TWC	2	ALL	D-665-3	861004	
---------	-----	--	----	---	------	---	-----	---------	--------	--

1992-93	4.2		UR	D	2TWC	2	ALL	D-665-3	861004	
---------	-----	--	----	---	------	---	-----	---------	--------	--

400SE

1992	4.2		UL	D	2TWC	2	ALL	D-665-3	861004	
------	-----	--	----	---	------	---	-----	---------	--------	--

1992	4.2		UR	D	2TWC	2	ALL	D-665-3	861004	
------	-----	--	----	---	------	---	-----	---------	--------	--

400SEL

1993	4.2		UL	D	2TWC	2	ALL	D-665-3	861004	
------	-----	--	----	---	------	---	-----	---------	--------	--

1993	4.2		UR	D	2TWC	2	ALL	D-665-3	861004	
------	-----	--	----	---	------	---	-----	---------	--------	--

500SEC

1984-85	5.0		R	S	TWC(2)	2	ALL	D-665-13	872005	
---------	-----	--	---	---	--------	---	-----	----------	--------	--

500SEL

1984-85	5.0		R	S	TWC(2)	2	ALL	D-665-13	872005	
---------	-----	--	---	---	--------	---	-----	----------	--------	--

560SEC

1986-91	5.6		R	S	TWC(2)	2	ALL	D-665-13	872037	
---------	-----	--	---	---	--------	---	-----	----------	--------	--

560SEL

1986-91	5.6		R	S	TWC(2)	2	ALL	D-665-13	872037	
---------	-----	--	---	---	--------	---	-----	----------	--------	--

560SL

1986-89	5.6		F	S	TWC(2)	2	ALL	D-665-13	862005	
---------	-----	--	---	---	--------	---	-----	----------	--------	--

1986-89	5.6		R	S	TWC(2)	2	ALL	D-665-13	872037	
---------	-----	--	---	---	--------	---	-----	----------	--------	--

600SEC

1993	6.0		UL	D	2TWC	2	ALL	D-665-3	861004	
------	-----	--	----	---	------	---	-----	---------	--------	--

1993	6.0		UR	D	2TWC	2	ALL	D-665-3	861004	
------	-----	--	----	---	------	---	-----	---------	--------	--

600SEL

1992-93	6.0		UL	D	2TWC	2	ALL	D-665-3	861004	
---------	-----	--	----	---	------	---	-----	---------	--------	--

1992-93	6.0		UR	D	2TWC	2	ALL	D-665-3	861004	
---------	-----	--	----	---	------	---	-----	---------	--------	--

600SL

1993	6.0		UL	D	2TWC	2	ALL	D-665-3	861004	
------	-----	--	----	---	------	---	-----	---------	--------	--

1993	6.0		UR	D	2TWC	2	ALL	D-665-3	861004	
------	-----	--	----	---	------	---	-----	---------	--------	--

C220

Years	Liters	Comments	Location	Exhaust Type	Converter Type	# Converters	Drive Type	Executive Order	Universal #	Direct Fit #
-------	--------	----------	----------	--------------	----------------	--------------	------------	-----------------	-------------	--------------

MERCEDES-BENZ

C220 (Continued)

1994	2.2		R	D	2TWC	2	ALL	D-665-13	872104	
1995	2.2		UL	D	2TWC	2	ALL	D-665-17	630015	
1995	2.2		UR	D	2TWC	2	ALL	D-665-17	630015	

C280

1995	2.8		UL	D	2TWC	2	ALL	D-665-17	630015	
1995	2.8		UR	D	2TWC	2	ALL	D-665-17	630015	
1994	3.3		R	D	2TWC	2	ALL	D-665-13	872104	

C36 AMG

1995	3.6		UL	D	2TWC	2	ALL	D-665-17	630014	
1995	3.6		UR	D	2TWC	2	ALL	D-665-17	630014	

E420

1994-95	4.2		UL	D	2TWC	2	ALL	D-665-3	861003	
1994-95	4.2		UR	D	2TWC	2	ALL	D-665-3	861003	

E500

1994	5.0		UL	D	2TWC	2	ALL	D-665-3	861004	
1994	5.0		UR	D	2TWC	2	ALL	D-665-3	861004	

S320

1995	3.2		UL	D	2TWC	2	ALL	D-665-17	630014	
1995	3.2		UR	D	2TWC	2	ALL	D-665-17	630014	

S420

1994-95	4.2		UL	D	2TWC	2	ALL	D-665-3	861004	
1994-95	4.2		UR	D	2TWC	2	ALL	D-665-3	861004	

S500

1994-95	5.0		UL	D	2TWC	2	ALL	D-665-3	861029	
1994-95	5.0		UR	D	2TWC	2	ALL	D-665-3	861029	

S600

1994-95	6.0		UL	D	2TWC	2	ALL	D-665-3	861004	
1994-95	6.0		UR	D	2TWC	2	ALL	D-665-3	861004	

SL320

1995	3.2		UL	D	2TWC	2	ALL	D-665-17	630014	
1995	3.2		UR	D	2TWC	2	ALL	D-665-17	630014	

SL500

1994-95	5.0		U	S	TWC	1	ALL	D-665-3	861023	
---------	-----	--	---	---	-----	---	-----	---------	--------	--

SL600

1994-95	6.0		UL	D	2TWC	2	ALL	D-665-3	861004	
1994-95	6.0		UR	D	2TWC	2	ALL	D-665-3	861004	

MERCURY

BOBCAT

1975-76	2.3		U	S	TWC	1	ALL	D-665-3	861027	
1977-79	2.3		U	S	TWC	1	ALL	D-665-3	861003	
1980	2.3		R	S	TWC(2)	2	ALL	D-665-13	872014	
1975-76	2.8		UL	D	2TWC	2	ALL	D-665-3	861027	
1975-76	2.8		UR	D	2TWC	2	ALL	D-665-3	861027	
1977-79	2.8		U	S	TWC	1	ALL	D-665-3	861003	

CAPRI

1991-94	1.6		U	S	TWC	1	ALL	D-665-3	861028	
1976-78	2.3		U	S	TWC	1	ALL	D-665-3	861003	

PRE-OBDII

Years Liters Comments Location Exhaust Type Converter Type # Converters Drive Type Executive Order Universal # Direct Fit #

MERCURY

CAPRI (Continued)

1979-86	2.3		U S	TWC	1	ALL	D-665-3	861010	
1980-82	2.3		R S	TWC(2)	2	ALL	D-665-13	872015	
1983	2.3		R S	TWC(2)	2	ALL	D-665-13	872014	
1983-84	2.3		U S	TWC	1	ALL	D-665-3	861005	
1975-76	2.8		UL D	2TWC	2	ALL	D-665-3	861004	
1975-76	2.8		UR D	2TWC	2	ALL	D-665-3	861004	
1977-78	2.8		U S	TWC	1	ALL	D-665-3	861004	
1979	2.8		U S	TWC	1	ALL	D-665-3	861010	
1979	3.3		U S	TWC	1	ALL	D-665-3	861010	
1980-82	3.3		R S	TWC(2)	2	ALL	D-665-13	872004	
1983	3.8		R DS	2TWC,TWC	3	ALL	D-665-13	872025	
1984-86	3.8		R DS	2TWC,TWC	3	ALL	D-665-13	872005	
1980	4.2		R DS	2TWC,TWC	3	ALL	D-665-13	872004	
1981	4.2		R DS	2TWC,TWC	3	ALL	D-665-13	872015	
1982	4.2		R DS	2TWC,TWC	3	ALL	D-665-13	872025	
1979	5.0		U S	TWC	1	ALL	D-665-3	861003	
1982	5.0		R DS	2TWC,TWC	3	ALL	D-665-13	872015	
1983-85	5.0		R DS	2TWC,TWC	3	ALL	D-665-13	872016	
1986	5.0		FL DS	2TWC,TWC	3	ALL	D-665-13	862085	
1986	5.0		FR DS	2TWC,TWC	3	ALL	D-665-13	862085	
1986	5.0		R DS	2TWC,TWC	3	ALL	D-665-13	872005	

COLONY PARK

1987-91	5.0		FL DS	2TWC,TWC	3	ALL	D-665-13	862084	
1987-91	5.0		FR DS	2TWC,TWC	3	ALL	D-665-13	862084	
1987-91	5.0		R DS	2TWC,TWC	3	ALL	D-665-13	872004	

COMET

1975-76	3.3		U S	TWC	1	ALL	D-665-3	861004	
1977	3.3		U S	TWC	1	ALL	D-665-3	861003	
1975-76	4.1		U S	TWC	1	ALL	D-665-3	861004	
1977	4.1		U S	TWC	1	ALL	D-665-3	861003	
1975-76	5.0		U S	TWC	1	ALL	D-665-3	861004	
1977	5.0		U S	TWC	1	ALL	D-665-3	861003	

COUGAR

1981-86	2.3		U S	TWC	1	ALL	D-665-3	861010	
1979-82	3.3		U S	TWC	1	ALL	D-665-3	861003	
1982-83	3.8		R DS	2TWC,TWC	3	ALL	D-665-13	872025	
1984-88	3.8		FL DS	2TWC,TWC	3	ALL	D-665-13	862104	
1984-88	3.8		FR DS	2TWC,TWC	3	ALL	D-665-13	862104	
1984-88	3.8		R DS	2TWC,TWC	3	ALL	D-665-13	872005	
1989-95	3.8		UL D	2TWC	2	ALL	D-665-3	861029	
1989-95	3.8		UR D	2TWC	2	ALL	D-665-3	861029	
1991-95	3.8		U S	TWC	1	ALL	D-665-3	861016	
1980	4.2		R DS	2TWC,TWC	3	ALL	D-665-13	872004	
1981-82	4.2		R DS	2TWC,TWC	3	ALL	D-665-13	872025	
1977-79	5.0		UL D	2TWC	2	ALL	D-665-3	861022	
1977-79	5.0		UR D	2TWC	2	ALL	D-665-3	861022	
1980	5.0		R DS	2TWC,TWC	3	ALL	D-665-13	872004	
1981	5.0		R DS	2TWC,TWC	3	ALL	D-665-13	872025	
1983-85	5.0		UL D	2TWC	2	ALL	D-665-3	861009	

Years	Liters	Comments	Location	Exhaust Type	Converter Type	# Converters	Drive Type	Executive Order	Universal #	Direct Fit #
-------	--------	----------	----------	--------------	----------------	--------------	------------	-----------------	-------------	--------------

MERCURY

COUGAR (Continued)

1983-85	5.0		UR	D	2TWC	2	ALL	D-665-3	861013	
1986-88	5.0		R	DS	2TWC,TWC	3	ALL	D-665-13	872005	
1991-93	5.0		FL	DS	2TWC,TWC	3	ALL	D-665-13	862084	
1991-93	5.0		FR	DS	2TWC,TWC	3	ALL	D-665-13	862084	
1991-93	5.0		R	DS	2TWC,TWC	3	ALL	D-665-13	872037	
1977-79	5.8		UL	D	2TWC	2	ALL	D-665-3	861022	
1977-79	5.8		UR	D	2TWC	2	ALL	D-665-3	861022	
1977-78	6.6		UL	D	2TWC	2	ALL	D-665-3	861004	
1977-78	6.6		UR	D	2TWC	2	ALL	D-665-3	861022	

GRAND MARQUIS

1981-82	4.2		UL	D	2TWC	2	ALL	D-665-3	861009	
1981-82	4.2		UR	D	2TWC	2	ALL	D-665-3	861013	
1992-94	4.6		FL	D	2TWC(2)	4	ALL	D-665-13	862084	
1992-94	4.6		FR	D	2TWC(2)	4	ALL	D-665-13	862084	
1992-94	4.6		RL	D	2TWC(2)	4	ALL	D-665-13	872004	
1992-94	4.6		RR	D	2TWC(2)	4	ALL	D-665-13	872004	
1995	4.6		FL	D	2TWC(2)	4	ALL	D-665-9	830104	
1995	4.6		FR	D	2TWC(2)	4	ALL	D-665-9	830104	
1995	4.6		RL	D	2TWC(2)	4	ALL	D-665-9	830403	
1995	4.6		RR	D	2TWC(2)	4	ALL	D-665-9	830403	
1995	4.6		UL	D	2TWC(2)	4	ALL	D-665-9		830452
1995	4.6		UR	D	2TWC(2)	4	ALL	D-665-9		830453
1981-85	5.0		UL	D	2TWC	2	ALL	D-665-3	861009	
1981-85	5.0		UR	D	2TWC	2	ALL	D-665-3	861013	
1986-91	5.0		FL	D	2TWC(2)	4	ALL	D-665-13	862084	
1986-91	5.0		FR	D	2TWC(2)	4	ALL	D-665-13	862084	
1986-91	5.0		RL	D	2TWC(2)	4	ALL	D-665-13	872004	
1986-91	5.0		RR	D	2TWC(2)	4	ALL	D-665-13	872004	
1979	5.8		UL	D	2TWC	2	ALL	D-665-3	861003	
1979	5.8		UR	D	2TWC	2	ALL	D-665-3	861003	
1980-85	5.8		UR	D	2TWC	2	ALL	D-665-3	861009	
1980-89	5.8		UL	D	2TWC	2	ALL	D-665-3	861009	
1986-89	5.8		UR	D	2TWC	2	ALL	D-665-3	861013	

LN7

1982	1.6		U	S	TWC	1	ALL	D-665-3	861009	
1983	1.6		U	S	TWC	1	ALL	D-665-3	861013	

LYNX

1981-82	1.6		U	S	TWC	1	ALL	D-665-3	861009	
1983-85	1.6		U	S	TWC	1	ALL	D-665-3	861013	
1985-87	1.9		U	S	TWC	1	ALL	D-665-3	861013	
1986-87	1.9		U	S	TWC	1	ALL	D-665-3	861028	

MARQUIS

1984-86	2.3		U	S	TWC	1	ALL	D-665-3	861010	
1983	3.3		R	DS	2TWC,TWC	3	ALL	D-665-13	872004	
1984-86	3.8		R	DS	2TWC,TWC	3	ALL	D-665-13	872005	
1981-82	4.2		UL	D	2TWC	2	ALL	D-665-3	861009	
1981-82	4.2		UR	D	2TWC	2	ALL	D-665-3	861013	
1979-80	5.0		R	DS	2TWC,TWC	3	ALL	D-665-13	872004	
1981-82	5.0		UL	D	2TWC	2	ALL	D-665-3	861009	

Years Liters Comments Location Exhaust Type Converter Type # Converters Drive Type Executive Order Universal # Direct Fit #

MERCURY

MARQUIS (Continued)

1981-82	5.0		UR	D	2TWC	2	ALL	D-665-3	861013	
1979	5.8		UL	D	2TWC	2	ALL	D-665-3	861004	
1979	5.8		UR	D	2TWC	2	ALL	D-665-3	861004	
1980-82	5.8		UL	D	2TWC	2	ALL	D-665-3	861009	
1980-82	5.8		UR	D	2TWC	2	ALL	D-665-3	861009	

MONARCH

1975-77	3.3		U	S	TWC	1	ALL	D-665-3	861003	
1975-80	4.1		U	S	TWC	1	ALL	D-665-3	861003	
1980	4.2		R	DS	2TWC,TWC	3	ALL	D-665-13	872004	
1975-80	5.0		U	S	TWC	1	ALL	D-665-3	861003	
1975-77	5.8		U	S	TWC	1	ALL	D-665-3	861003	

MYSTIQUE

1995	2.5	Radiator Side Manifold Unit	FL	DS	2TWC,TWC	3	FWD	D-665-15		867503
1995	2.5	Firewall Side Manifold Unit	FR	DS	2TWC,TWC	3	FWD	D-665-15		867500
1995	2.5		R	S	TWC(2)	2	ALL	D-665-13	872104	
1995	2.5		U	DS	2TWC,TWC	3	FWD	D-665-15	868001	868500

SABLE

1986	2.5		U	S	TWC	1	ALL	D-665-3	861013	
1994-95	3.0		U	S	TWC	1	ALL	D-665-3	861028	
1988	3.8		F	DS	2TWC,TWC	3	ALL	D-665-13	862104	
1989-90	3.8		FL	DS	2TWC,TWC	3	ALL	D-665-13	862104	
1989-90	3.8		FR	DS	2TWC,TWC	3	ALL	D-665-13	862104	
1989-90	3.8		R	DS	2TWC,TWC	3	ALL	D-665-13	872105	
1991-95	3.8		U	S	TWC	1	ALL	D-665-3	861028	

TOPAZ

1984-94	2.3		U	S	TWC	1	ALL	D-665-3	861013	
1992-94	3.0		U	S	TWC	1	ALL	D-665-3	861022	

TRACER

1988-89	1.6		U	S	TWC	1	ALL	D-665-3	861022	
1991-95	1.8		U	S	TWC	1	ALL	D-665-3	861022	
1991-95	1.9		U	S	TWC	1	ALL	D-665-3	861028	

VILLAGER

1993	3.0		U	S	TWC	1	ALL	D-665-2	863002	863503
1994-95	3.0		F	S	TWC(2)	2	ALL	D-665-19	703004	
1994-95	3.0		R	S	TWC(2)	2	ALL	D-665-19	704004	
1995	3.0		F	S	TWC(2)	2	FWD	D-665-16	830707	
1995	3.0		R	S	TWC(2)	2	FWD	D-665-16	830812	830897

ZEPHYR

1978-79	2.3		U	S	TWC	1	ALL	D-665-3	861003	
1980-83	2.3		U	S	TWC	1	ALL	D-665-3	861010	
1978-79	3.3		R	S	TWC(2)	2	ALL	D-665-13	872005	
1980-83	3.3		R	S	TWC(2)	2	ALL	D-665-13	872004	
1980	4.2		R	DS	2TWC,TWC	3	ALL	D-665-13	872004	
1981-82	4.2		R	S	TWC(2)	2	ALL	D-665-13	872015	
1978-79	5.0		U	S	TWC	1	ALL	D-665-3	861003	

MERKUR

SCORPIO

1988-89	2.9		F	S	TWC(2)	2	ALL	D-665-13	862104	
---------	-----	--	---	---	--------	---	-----	----------	--------	--

PRE-OBDI

Years	Liters	Comments	Location	Exhaust Type	Converter Type	# Converters	Drive Type	Executive Order	Universal #	Direct Fit #
-------	--------	----------	----------	--------------	----------------	--------------	------------	-----------------	-------------	--------------

MERKUR

SCORPIO (Continued)

1988-89	2.9		R	S	TWC(2)	2	ALL	D-665-13	872104	
---------	-----	--	---	---	--------	---	-----	----------	--------	--

XR4TI

1985-89	2.3		U	S	TWC	1	ALL	D-665-3	861023	
---------	-----	--	---	---	-----	---	-----	---------	--------	--

MG

MGB

1975-80	1.8		U	S	TWC	1	ALL	D-665-3	861028	
---------	-----	--	---	---	-----	---	-----	---------	--------	--

MIDGET

1975-79	1.5		U	S	TWC	1	ALL	D-665-3	861028	
---------	-----	--	---	---	-----	---	-----	---------	--------	--

MITSUBISHI

3000GT

1991-92	3.0		U	S	TWC	1	ALL	D-665-3	861022	
---------	-----	--	---	---	-----	---	-----	---------	--------	--

1991-94	3.0		R	DS	2TWC,TWC	3	ALL	D-665-13	872105	
---------	-----	--	---	----	----------	---	-----	----------	--------	--

CORDIA

1983-88	1.8		R	S	TWC(2)	2	ALL	D-665-13	872104	
---------	-----	--	---	---	--------	---	-----	----------	--------	--

1984-88	2.0		R	S	TWC(2)	2	ALL	D-665-13	872104	
---------	-----	--	---	---	--------	---	-----	----------	--------	--

DIAMANTE

1992-93	3.0		U	S	TWC	1	ALL	D-665-3	861023	
---------	-----	--	---	---	-----	---	-----	---------	--------	--

1994	3.0		R	S	TWC(2)	2	ALL	D-665-13	872105	
------	-----	--	---	---	--------	---	-----	----------	--------	--

ECLIPSE

1990-94	1.8		U	S	TWC	1	ALL	D-665-3	861022	
---------	-----	--	---	---	-----	---	-----	---------	--------	--

1990-95	2.0		U	S	TWC	1	ALL	D-665-3	861022	
---------	-----	--	---	---	-----	---	-----	---------	--------	--

1995	2.0		U	S	TWC	1	ALL	D-665-17	630016	630517
------	-----	--	---	---	-----	---	-----	----------	--------	--------

EXPO

1992-94	1.8		U	S	TWC	1	ALL	D-665-3	861023	
---------	-----	--	---	---	-----	---	-----	---------	--------	--

1992-95	2.4		U	S	TWC	1	ALL	D-665-3	861023	
---------	-----	--	---	---	-----	---	-----	---------	--------	--

1995	2.4		U	S	TWC	1	ALL	D-665-17	630016	
------	-----	--	---	---	-----	---	-----	----------	--------	--

GALANT

1989-93	2.0		U	S	TWC	1	ALL	D-665-3	861022	
---------	-----	--	---	---	-----	---	-----	---------	--------	--

1985-87	2.4		U	S	TWC	1	ALL	D-665-3	861022	
---------	-----	--	---	---	-----	---	-----	---------	--------	--

1994	2.4		U	S	TWC	1	ALL	D-665-3	861023	
------	-----	--	---	---	-----	---	-----	---------	--------	--

MIGHT MAX

1985-86	2.0		F	S	TWC(2)	2	ALL	D-665-19	703004	
---------	-----	--	---	---	--------	---	-----	----------	--------	--

1985-86	2.0		R	S	TWC(2)	2	ALL	D-665-19	704005	
---------	-----	--	---	---	--------	---	-----	----------	--------	--

1985-86	2.6		F	S	TWC(2)	2	ALL	D-665-19	703004	
---------	-----	--	---	---	--------	---	-----	----------	--------	--

1985-86	2.6		R	S	TWC(2)	2	ALL	D-665-19	704005	
---------	-----	--	---	---	--------	---	-----	----------	--------	--

MIGHTY MAX

1983-89	2.0		U	S	TWC	1	ALL	D-665-2	863002	
---------	-----	--	---	---	-----	---	-----	---------	--------	--

1990-95	2.4		U	S	TWC	1	ALL	D-665-2	863002	
---------	-----	--	---	---	-----	---	-----	---------	--------	--

1995	2.4		U	S	TWC	1	2WD	D-665-17	630015	630519
------	-----	--	---	---	-----	---	-----	----------	--------	--------

1983-89	2.6		U	S	TWC	1	ALL	D-665-2	863002	
---------	-----	--	---	---	-----	---	-----	---------	--------	--

1990-94	3.0		U	S	TWC	1	ALL	D-665-2	863002	
---------	-----	--	---	---	-----	---	-----	---------	--------	--

MIRAGE

1985-86	1.5		R	S	TWC(2)	2	ALL	D-665-13	872104	
---------	-----	--	---	---	--------	---	-----	----------	--------	--

1987-92	1.5		U	S	TWC	1	ALL	D-665-3	861028	
---------	-----	--	---	---	-----	---	-----	---------	--------	--

1993-95	1.5		U	S	TWC	1	ALL	D-665-3	861029	
---------	-----	--	---	---	-----	---	-----	---------	--------	--

1985-86	1.6		R	S	TWC(2)	2	ALL	D-665-13	872104	
---------	-----	--	---	---	--------	---	-----	----------	--------	--

1987-92	1.6		U	S	TWC	1	ALL	D-665-3	861028	
---------	-----	--	---	---	-----	---	-----	---------	--------	--

PRE-OBDII

Years Liters Comments Location Exhaust Type Converter Type # Converters Drive Type Executive Order Universal # Direct Fit #

MITSUBISHI

MIRAGE (Continued)

1993-95	1.8		U	S	TWC	1	ALL	D-665-3	861029	
---------	-----	--	---	---	-----	---	-----	---------	--------	--

MONTERO

1983-89	2.6		U	S	TWC	1	ALL	D-665-2	863002	
1989-94	3.0		U	S	TWC	1	ALL	D-665-2	863002	
1992-94	3.0		U	S	TWC	1	ALL	D-665-2		863544
1995	3.0		F	DS	2TWC,TWC	3	ALL	D-665-19	703004	
1995	3.0		R	DS	2TWC,TWC	3	ALL	D-665-19	704004	
1994-95	3.5		U	S	TWC	1	ALL	D-665-2	863002	863514

PRECIS

1987-89	1.5		R	S	TWC(2)	2	ALL	D-665-13	872104	
1990-94	1.5		U	S	TWC	1	ALL	D-665-3	861028	

SIGMA

1989-90	3.0		F	S	TWC(2)	2	ALL	D-665-13	862104	
1989-90	3.0		R	S	TWC(2)	2	ALL	D-665-13	872104	

STARION

1983-89	2.6		R	S	TWC(2)	2	ALL	D-665-13	872104	
---------	-----	--	---	---	--------	---	-----	----------	--------	--

TREDIA

1983-88	1.8		R	S	TWC(2)	2	ALL	D-665-13	872104	
1984-88	2.0		R	S	TWC(2)	2	ALL	D-665-13	872104	

VAN

1987-90	2.4		U	S	TWC	1	ALL	D-665-2	863002	
---------	-----	--	---	---	-----	---	-----	---------	--------	--

NISSAN

200SX

1995	1.6		U	S	TWC	1	ALL	D-665-17	630007	630712
1984-85	1.8		U	S	TWC	1	ALL	D-665-3	861028	
1986-87	1.8		U	S	TWC	1	ALL	D-665-3	861030	
1977-85	2.0		U	S	TWC	1	ALL	D-665-3	861028	
1986-88	2.0		U	S	TWC	1	ALL	D-665-3	861030	
1995	2.0		U	S	TWC	1	ALL	D-665-17	630007	
1982-83	2.2		U	S	TWC	1	ALL	D-665-3	861028	
1987-88	3.0		U	S	TWC	1	ALL	D-665-3	861030	

210

1980-82	1.2		U	S	TWC	1	ALL	D-665-3	861028	
1980-82	1.4		U	S	TWC	1	ALL	D-665-3	861028	
1980-82	1.5		U	S	TWC	1	ALL	D-665-3	861028	

240SX

1989-94	2.4		U	S	TWC	1	ALL	D-665-3	861030	
1995	2.4		R	S	TWC(2)	2	ALL	D-665-13	872105	
1995	2.4		U	S	TWC	1	ALL	D-665-17	630002	

280Z

1975-78	2.8		U	S	TWC	1	ALL	D-665-3	861028	
---------	-----	--	---	---	-----	---	-----	---------	--------	--

280ZX

1979-83	2.8		U	S	TWC	1	ALL	D-665-3	861028	
---------	-----	--	---	---	-----	---	-----	---------	--------	--

300ZX

1984-89	3.0		U	S	TWC	1	ALL	D-665-3	861030	
1990-95	3.0		UL	D	2TWC	2	ALL	D-665-3	861028	
1990-95	3.0		UR	D	2TWC	2	ALL	D-665-3	861028	

Years	Liters	Comments	Location	Exhaust Type	Converter Type	# Converters	Drive Type	Executive Order	Universal #	Direct Fit #
-------	--------	----------	----------	--------------	----------------	--------------	------------	-----------------	-------------	--------------

NISSAN

310

1979-80	1.4		U	S	TWC	1	ALL	D-665-3	861028	
1981-82	1.5		U	S	TWC	1	ALL	D-665-3	861028	

510

1978-81	2.0		U	S	TWC	1	ALL	D-665-3	861028	
---------	-----	--	---	---	-----	---	-----	---------	--------	--

720

1980	2.0		U	S	TWC	1	ALL	D-665-2	863001	
1982-85	2.0		U	S	TWC	1	ALL	D-665-2		863503
1983-85	2.0		U	S	TWC	1	ALL	D-665-2	863002	
1981-83	2.2		U	S	TWC	1	ALL	D-665-2	863001	863503
1983-86	2.4		U	S	TWC	1	ALL	D-665-2	863002	863503

810

1977-80	2.4		U	S	TWC	1	ALL	D-665-3	861028	
---------	-----	--	---	---	-----	---	-----	---------	--------	--

ALTIMA

1993-94	2.4		U	S	TWC	1	ALL	D-665-3	861022	
1995	2.4		R	S	TWC(2)	2	ALL	D-665-13	872104	

AXXESS

1990	2.4		U	S	TWC	1	ALL	D-665-2	863003	
------	-----	--	---	---	-----	---	-----	---------	--------	--

D21

1986	2.4	With Air	U	S	TWC	1	ALL	D-665-2	863007	863503
1986-94	2.4		U	S	TWC	1	ALL	D-665-2	863002	863503
1987-89	2.4		U	S	TWC	1	ALL	D-665-2	863007	
1988-89	2.4		U	S	TWC	1	ALL	D-665-2	863003	
1990-94	2.4		U	S	TWC	1	ALL	D-665-2	863004	
1986-89	3.0		U	S	TWC	1	ALL	D-665-2	863007	
1986-94	3.0		U	S	TWC	1	ALL	D-665-2		863503
1990-94	3.0		U	S	TWC	1	ALL	D-665-2	863002	

F10

1976-78	1.4		U	S	TWC	1	ALL	D-665-3	861003	
---------	-----	--	---	---	-----	---	-----	---------	--------	--

MAXIMA

1982-84	2.4		U	S	TWC	1	ALL	D-665-3	861028	
1985	3.0		F	S	TWC(2)	2	ALL	D-665-13	862104	
1985	3.0		R	S	TWC(2)	2	ALL	D-665-13	872106	
1986-94	3.0		U	S	TWC	1	ALL	D-665-3	861028	

NX

1991-93	1.6		U	S	TWC	1	ALL	D-665-3	861029	
1991-93	2.0		U	S	TWC	1	ALL	D-665-3	861028	

PATHFINDER

1987-88	2.4		U	S	TWC	1	ALL	D-665-2	863007	863503
1987-89	3.0		U	S	TWC	1	ALL	D-665-2	863007	
1987-95	3.0		U	S	TWC	1	ALL	D-665-2		863503
1990-95	3.0		U	S	TWC	1	ALL	D-665-2	863002	

PULSAR

1983	1.6		R	S	TWC(2)	2	ALL	D-665-13	872004	
------	-----	--	---	---	--------	---	-----	----------	--------	--

PULSAR NX

1983-84	1.5		U	S	TWC	1	ALL	D-665-3	861028	
1984-86	1.6		R	S	TWC(2)	2	ALL	D-665-13	872004	
1987-90	1.6		U	S	TWC	1	ALL	D-665-3	861028	

PRE-OBDII

Years Liters Comments Location Exhaust Type Converter Type # Converters Drive Type Executive Order Universal # Direct Fit #

NISSAN

PULSAR NX (Continued)

1988-89	1.8		U	S	TWC	1	ALL	D-665-3	861028	
---------	-----	--	---	---	-----	---	-----	---------	--------	--

QUEST

1993	3.0		U	S	TWC	1	ALL	D-665-2	863002	863503
1994-95	3.0		F	S	WU-TWC,TWC	2	ALL	D-665-19	703004	
1994-95	3.0		R	S	WU-TWC,TWC	2	ALL	D-665-19	704004	

SENTRA

1982-83	1.5		U	S	TWC	1	ALL	D-665-3	861022	
1983-86	1.6		R	S	TWC(2)	2	ALL	D-665-13	872004	
1987	1.6		U	S	TWC	1	ALL	D-665-3	861022	
1987-90	1.6		U	S	TWC	1	ALL	D-665-3	861009	
1988-90	1.6		U	S	TWC	1	ALL	D-665-3	861028	
1991-94	1.6		U	S	TWC	1	ALL	D-665-3	861030	
1995	1.6		U	S	TWC	1	ALL	D-665-17		630712
1985-94	2.0		U	S	TWC	1	ALL	D-665-3	861030	

STANZA

1982-86	2.0		U	S	TWC	1	ALL	D-665-3	861028	
1987-89	2.0		U	S	TWC	1	ALL	D-665-3	861029	
1990-92	2.4		U	S	TWC	1	ALL	D-665-3	861023	

VAN

1987-88	2.4		U	S	TWC	1	ALL	D-665-2	863007	
---------	-----	--	---	---	-----	---	-----	---------	--------	--

OLDSMOBILE

98

1985	3.0		U	S	TWC	1	ALL	D-665-3	861022	
1985	3.8		U	S	TWC	1	ALL	D-665-3	861022	
1986-90	3.8		U	S	TWC	1	ALL	D-665-3	861023	
1991-95	3.8		U	S	TWC	1	ALL	D-665-3	861024	
1981-83	4.1		U	S	TWC	1	ALL	D-665-3	861010	
1980	5.0		U	S	TWC	1	ALL	D-665-3	861004	
1981-84	5.0		U	S	TWC	1	ALL	D-665-3	861010	
1977-79	5.7		U	S	TWC	1	ALL	D-665-3	861005	
1980	5.7		U	S	TWC	1	ALL	D-665-3	861004	
1975-79	6.6		U	S	TWC	1	ALL	D-665-3	861005	
1975-76	7.5		U	S	TWC	1	ALL	D-665-3	861005	

ACHIEVA

1992	2.3		U	S	TWC	1	ALL	D-665-3	861027	
1993-94	2.3		U	S	TWC	1	ALL	D-665-3	861022	
1995	2.3		U	S	TWC	1	ALL	D-665-3	861023	
1994-95	3.1		U	S	TWC	1	ALL	D-665-3	861022	
1992-93	3.3		U	S	TWC	1	ALL	D-665-3	861023	

AURORA

1995	4.0		U	S	TWC	1	ALL	D-665-3	861005	
------	-----	--	---	---	-----	---	-----	---------	--------	--

BRAVADA

1991-94	4.3		U	S	TWC	1	ALL	D-665-2	863004	
1992	4.3		U	S	TWC	1	ALL	D-665-2		863553

CUSTOM CRUISER

1980-90	5.0		U	S	TWC	1	ALL	D-665-3	861010	
1991-92	5.0		U	S	TWC	1	ALL	D-665-3	861004	

Years	Liters	Comments	Location	Exhaust Type	Converter Type	# Converters	Drive Type	Executive Order	Universal #	Direct Fit #
-------	--------	----------	----------	--------------	----------------	--------------	------------	-----------------	-------------	--------------

OLDSMOBILE

CUSTOM CRUISER (Continued)

1977-79	5.7		U	S	TWC	1	ALL	D-665-3	861005	
1980-92	5.7		U	S	TWC	1	ALL	D-665-3	861004	
1977-79	6.6		U	S	TWC	1	ALL	D-665-3	861005	
1975-76	7.5		U	S	TWC	1	ALL	D-665-3	861005	

CUTLASS

1977-80	3.8		U	S	TWC	1	ALL	D-665-3	861005	
1978-79	3.8		U	S	TWC	1	ALL	D-665-3	861004	
1980	3.8		U	S	TWC	1	ALL	D-665-3	861011	
1981	3.8		U	S	TWC	1	ALL	D-665-3	861010	
1975-76	4.1		U	S	TWC	1	ALL	D-665-3	861005	
1975-77	4.3		U	S	TWC	1	ALL	D-665-3	861005	
1978-80	4.3		U	S	TWC	1	ALL	D-665-3	861004	
1980-81	4.3		U	S	TWC	1	ALL	D-665-3	861010	
1978-80	5.0		U	S	TWC	1	ALL	D-665-3	861005	
1980	5.0		U	S	TWC	1	ALL	D-665-3	861011	
1975-79	5.7		U	S	TWC	1	ALL	D-665-3	861005	
1980	5.7		U	S	TWC	1	ALL	D-665-3	861004	
1977	6.6		U	S	TWC	1	ALL	D-665-3	861005	
1975-76	7.5		U	S	TWC	1	ALL	D-665-3	861005	

CUTLASS CALAIS

1987-91	2.3		U	S	TWC	1	ALL	D-665-3	861023	
1985-91	2.5		U	S	TWC	1	ALL	D-665-3	861022	
1985-87	3.0		U	S	TWC	1	ALL	D-665-3	861022	
1989	3.3		U	S	TWC	1	ALL	D-665-3	861022	
1990-91	3.3		U	S	TWC	1	ALL	D-665-3	861023	
1978-80	3.8		U	S	TWC	1	ALL	D-665-3	861005	
1980-84	3.8		U	S	TWC	1	ALL	D-665-3	861011	
1981-83	3.8		U	S	TWC	1	ALL	D-665-3	861010	
1978-80	4.3		U	S	TWC	1	ALL	D-665-3	861004	
1980-82	4.3		U	S	TWC	1	ALL	D-665-3	861010	
1978-80	5.0		U	S	TWC	1	ALL	D-665-3	861005	
1980-84	5.0		U	S	TWC	1	ALL	D-665-3	861011	
1982-84	5.0		U	S	TWC	1	ALL	D-665-3	861010	
1979	5.7		U	S	TWC	1	ALL	D-665-3	861005	
1980	5.7		U	S	TWC	1	ALL	D-665-3	861004	

CUTLASS CIERA

1993-95	2.2		U	S	TWC	1	ALL	D-665-3	861023	
1982-92	2.5		U	S	TWC	1	ALL	D-665-3	861022	
1982-86	2.8		U	S	TWC	1	ALL	D-665-3	861009	
1986-89	2.8		U	S	TWC	1	ALL	D-665-3	861022	
1982-85	3.0		U	S	TWC	1	ALL	D-665-3	861009	
1994-95	3.1		U	S	TWC	1	ALL	D-665-3	861023	
1989-93	3.3		U	S	TWC	1	ALL	D-665-3	861023	
1984-85	3.8		U	S	TWC	1	ALL	D-665-3	861009	
1986-88	3.8		U	S	TWC	1	ALL	D-665-3	861022	

CUTLASS CRUISER

1980	3.8		U	S	TWC	1	ALL	D-665-3	861005	
1981-83	3.8		U	S	TWC	1	ALL	D-665-3	861010	

Years Liters Comments Location Exhaust Type Converter Type # Converters Drive Type Executive Order Universal # Direct Fit #

OLDSMOBILE

CUTLASS CRUISER (Continued)

1980	4.3		U	S	TWC	1	ALL	D-665-3	861004	
1981-82	4.3		U	S	TWC	1	ALL	D-665-3	861010	
1980	5.0		U	S	TWC	1	ALL	D-665-3	861011	
1981-83	5.0		U	S	TWC	1	ALL	D-665-3	861010	
1980	5.7		U	S	TWC	1	ALL	D-665-3	861004	

CUTLASS SUPREME

1990-91	2.3		U	S	TWC	1	ALL	D-665-3	861023	
1988-89	2.8		U	S	TWC	1	ALL	D-665-3	861022	
1989-93	3.1		U	S	TWC	1	ALL	D-665-3	861022	
1994-95	3.1		U	S	TWC	1	ALL	D-665-3	861023	
1991-95	3.4		U	S	TWC	1	ALL	D-665-3	861024	
1977-80	3.8		U	S	TWC	1	ALL	D-665-3	861005	
1978-79	3.8		U	S	TWC	1	ALL	D-665-3	861004	
1980-87	3.8		U	S	TWC	1	ALL	D-665-3	861011	
1981-83	3.8		U	S	TWC	1	ALL	D-665-3	861010	
1975-76	4.1		U	S	TWC	1	ALL	D-665-3	861005	
1975-77	4.3		U	S	TWC	1	ALL	D-665-3	861005	
1978-80	4.3		U	S	TWC	1	ALL	D-665-3	861004	
1980-82	4.3		U	S	TWC	1	ALL	D-665-3	861010	
1978-79	5.0		U	S	TWC	1	ALL	D-665-3	861005	
1980-88	5.0		U	S	TWC	1	ALL	D-665-3	861011	
1982-87	5.0		U	S	TWC	1	ALL	D-665-3	861010	
1975-79	5.7		U	S	TWC	1	ALL	D-665-3	861005	
1980	5.7		U	S	TWC	1	ALL	D-665-3	861004	
1977	6.6		U	S	TWC	1	ALL	D-665-3	861005	
1975-76	7.5		U	S	TWC	1	ALL	D-665-3	861005	

DELTA 88

1986	3.0		U	S	TWC	1	ALL	D-665-3	861023	
1977-80	3.8		U	S	TWC	1	ALL	D-665-3	861005	
1981-83	3.8		U	S	TWC	1	ALL	D-665-3	861010	
1984-85	3.8		U	S	TWC	1	ALL	D-665-3	861011	
1986-90	3.8		U	S	TWC	1	ALL	D-665-3	861023	
1977-80	4.3		U	S	TWC	1	ALL	D-665-3	861004	
1981-82	4.3		U	S	TWC	1	ALL	D-665-3	861010	
1979	4.9		U	S	TWC	1	ALL	D-665-3	861005	
1980	5.0		U	S	TWC	1	ALL	D-665-3	861004	
1981-85	5.0		U	S	TWC	1	ALL	D-665-3	861010	
1975-79	5.7		U	S	TWC	1	ALL	D-665-3	861005	
1980	5.7		U	S	TWC	1	ALL	D-665-3	861004	
1975-79	6.6		U	S	TWC	1	ALL	D-665-3	861005	
1975-76	7.5		U	S	TWC	1	ALL	D-665-3	861005	

FIRENZA

1982-84	1.8		U	S	TWC	1	ALL	D-665-3	861008	
1985-86	1.8		U	S	TWC	1	ALL	D-665-3	861021	
1983-84	2.0		U	S	TWC	1	ALL	D-665-3	861008	
1985-86	2.0		U	S	TWC	1	ALL	D-665-3	861021	
1987-88	2.0		U	S	TWC	1	ALL	D-665-3	861022	
1985-87	2.8		U	S	TWC	1	ALL	D-665-3	861022	

PRE-OBDI

Years

Liters

Comments

Location

Exhaust Type

Converter Type

Converters

Drive Type

Executive Order

Universal #

Direct Fit #

OLDSMOBILE

OMEGA

1980	2.5		U	S	TWC	1	ALL	D-665-3	861003	
1981	2.5		U	S	TWC	1	ALL	D-665-3	861008	
1982-84	2.5		U	S	TWC	1	ALL	D-665-3	861022	
1980	2.8		U	S	TWC	1	ALL	D-665-3	861003	
1981	2.8		U	S	TWC	1	ALL	D-665-3	861008	
1982	2.8		U	S	TWC	1	ALL	D-665-3	861010	
1982-84	2.8		U	S	TWC	1	ALL	D-665-3	861009	
1977-79	3.8		U	S	TWC	1	ALL	D-665-3	861005	
1975-76	4.1		U	S	TWC	1	ALL	D-665-3	861005	
1975-77	4.3		U	S	TWC	1	ALL	D-665-3	861005	
1977-79	5.0		U	S	TWC	1	ALL	D-665-3	861005	
1975-79	5.7		U	S	TWC	1	ALL	D-665-3	861005	

SILHOUETTE

1990-91	3.1		U	S	TWC	1	ALL	D-665-2	863003	
1992	3.1		U	S	TWC	1	ALL	D-665-2	863004	
1993-94	3.1		U	S	TWC	1	ALL	D-665-2	863007	
1992	3.8		U	S	TWC	1	ALL	D-665-2	863004	
1993-95	3.8		U	S	TWC	1	ALL	D-665-2	863003	863551

STARFIRE

1976-77	2.3		U	S	TWC	1	ALL	D-665-3	861005	
1978-80	2.5		U	S	TWC	1	ALL	D-665-3	861005	
1975-80	3.8		U	S	TWC	1	ALL	D-665-3	861005	
1977-79	5.0		U	S	TWC	1	ALL	D-665-3	861005	

TORONADO

1986-92	3.8		U	S	TWC	1	ALL	D-665-3	861023	
1981-83	4.1		U	S	TWC	1	ALL	D-665-3	861010	
1984-85	4.1		U	S	TWC	1	ALL	D-665-3	861011	
1980	5.0		U	S	TWC	1	ALL	D-665-3	861004	
1981-85	5.0		U	S	TWC	1	ALL	D-665-3	861010	
1977-79	5.7		U	S	TWC	1	ALL	D-665-3	861005	
1980	5.7		U	S	TWC	1	ALL	D-665-3	861004	
1977-78	6.6		U	S	TWC	1	ALL	D-665-3	861005	
1975-76	7.5		U	S	TWC	1	ALL	D-665-3	861005	

VISTA CRUISER

1975	5.7		U	S	TWC	1	ALL	D-665-3	861005	
1975	7.5		U	S	TWC	1	ALL	D-665-3	861005	

PEUGEOT

405

1989-91	1.9		U	S	TWC	1	ALL	D-665-3	861005	
---------	-----	--	---	---	-----	---	-----	---------	--------	--

504

1975-79	2.0		U	S	TWC	1	ALL	D-665-3	861027	
---------	-----	--	---	---	-----	---	-----	---------	--------	--

505

1980-87	2.0		U	S	TWC	1	ALL	D-665-3	861028	
1985-91	2.2		U	S	TWC	1	ALL	D-665-3	861028	
1987-89	2.2		U	S	TWC	1	ALL	D-665-3	861027	
1987-89	2.8		U	S	TWC	1	ALL	D-665-3	861003	

604

1977-80	2.8		UL	D	2TWC	2	ALL	D-665-3	861029	
---------	-----	--	----	---	------	---	-----	---------	--------	--

PRE-OBDII

Years Liters Comments Location Exhaust Type Converter Type # Converters Drive Type Executive Order Universal # Direct Fit #

PEUGEOT

604 (Continued)

1977-80	2.8		UR	D	2TWC	2	ALL	D-665-3	861029	
---------	-----	--	----	---	------	---	-----	---------	--------	--

PLYMOUTH

ACCLAIM

1989-91	2.5		U	S	TWC	1	ALL	D-665-3	861024	
1989-95	2.5		U	S	TWC	1	ALL	D-665-3	861009	
1989-91	3.0		U	S	TWC	1	ALL	D-665-3	861024	
1992-95	3.0		U	S	TWC	1	ALL	D-665-3	861023	

ARROW

1978-79	1.6		U	S	TWC	1	ALL	D-665-3	861003	
1980	1.6		U	S	TWC	1	ALL	D-665-3	861009	
1978	2.0		U	S	TWC	1	ALL	D-665-3	861003	
1979	2.6		U	S	TWC	1	ALL	D-665-3	861003	
1980	2.6		U	S	TWC	1	ALL	D-665-3	861028	

ARROW PICKUP

1979-82	2.0		U	S	TWC	1	ALL	D-665-2	863002	
1981-82	2.0		F	S	OC(2)	2	ALL	D-665-19	703004	
1981-82	2.0		R	S	OC(2)	2	ALL	D-665-19	704005	
1979-82	2.6		U	S	TWC	1	ALL	D-665-2	863002	
1981-82	2.6		F	S	OC(2)	2	ALL	D-665-19	703004	
1981-82	2.6		R	S	OC(2)	2	ALL	D-665-19	704005	

CARAVELLE

1985-88	2.2		U	S	TWC	1	ALL	D-665-3	861009	
1986-88	2.5		U	S	TWC	1	ALL	D-665-3	861009	
1985	2.6		U	S	TWC	1	ALL	D-665-3	861003	

CHAMP

1979-80	1.4		U	S	TWC	1	ALL	D-665-3	861028	
1981-82	1.4		R	S	TWC(2)	2	ALL	D-665-13	872104	
1979-82	1.6		U	S	TWC	1	ALL	D-665-3	861028	

COLT

1983-84	1.4		R	S	TWC(2)	2	ALL	D-665-13	872104	
1985-86	1.5		R	S	TWC(2)	2	ALL	D-665-13	872104	
1987-94	1.5		U	S	TWC	1	ALL	D-665-3	861028	
1989-90	1.5		U	S	TWC	1	ALL	D-665-3	861022	
1983-90	1.6		U	S	TWC	1	ALL	D-665-3	861028	
1984-86	1.6		R	S	TWC(2)	2	ALL	D-665-13	872104	
1989-94	1.8		U	S	TWC	1	ALL	D-665-3	861028	
1984-86	2.0		R	S	TWC(2)	2	ALL	D-665-13	872104	
1987-91	2.0		U	S	TWC	1	ALL	D-665-3	861022	
1992-94	2.4		U	S	TWC	1	ALL	D-665-3	861028	

CONQUEST

1984-86	2.6		R	S	TWC(2)	2	ALL	D-665-13	872104	
---------	-----	--	---	---	--------	---	-----	----------	--------	--

DUSTER

1975-76	3.7		U	S	TWC	1	ALL	D-665-3	861003	
1975-76	5.2		U	S	TWC	1	ALL	D-665-3	861004	

FURY

1975-78	3.7		U	S	TWC	1	ALL	D-665-3	861004	
1975-78	5.2		U	S	TWC	1	ALL	D-665-3	861004	

Years	Liters	Comments	Location	Exhaust Type	Converter Type	# Converters	Drive Type	Executive Order	Universal #	Direct Fit #
-------	--------	----------	----------	--------------	----------------	--------------	------------	-----------------	-------------	--------------

PLYMOUTH

FURY (Continued)

1975-78	5.9		U	S	TWC	1	ALL	D-665-3	861004	
1975-78	6.6		U	S	TWC	1	ALL	D-665-3	861005	
1975-78	6.6		UL	D	2TWC	2	ALL	D-665-3	861005	
1975-78	6.6		UR	D	2TWC	2	ALL	D-665-3	861005	
1975-78	7.2		U	S	TWC	1	ALL	D-665-3	861005	
1975-78	7.2		UL	D	2TWC	2	ALL	D-665-3	861005	
1975-78	7.2		UR	D	2TWC	2	ALL	D-665-3	861005	

GRAN FURY

1980-81	3.7		R	S	TWC(2)	2	ALL	D-665-13	872004	
1982-83	3.7		R	S	TWC(2)	2	ALL	D-665-13	872014	
1975-77	5.2		U	S	TWC	1	ALL	D-665-3	861005	
1980-89	5.2		R	DS	2TWC,TWC	3	ALL	D-665-13	872015	
1975-77	5.9		U	S	TWC	1	ALL	D-665-3	861005	
1975-77	5.9		UL	D	2TWC	2	ALL	D-665-3	861005	
1975-77	5.9		UR	D	2TWC	2	ALL	D-665-3	861005	
1980	5.9		R	S	TWC(2)	2	ALL	D-665-13	872005	
1975-77	6.6		U	S	TWC	1	ALL	D-665-3	861005	
1975-77	6.6		UL	D	2TWC	2	ALL	D-665-3	861005	
1975-77	6.6		UR	D	2TWC	2	ALL	D-665-3	861005	
1975-77	7.2		U	S	TWC	1	ALL	D-665-3	861005	
1975-77	7.2		UL	D	2TWC	2	ALL	D-665-3	861005	
1975-77	7.2		UR	D	2TWC	2	ALL	D-665-3	861005	

GRAND VOYAGER

1988-95	2.5		U	S	TWC	1	ALL	D-665-2	863002	
1989-90	2.5		U	S	TWC	1	ALL	D-665-2	863003	
1988-95	3.0		U	S	TWC	1	ALL	D-665-2	863003	
1991-95	3.3		U	S	TWC	1	ALL	D-665-2	863003	
1994-95	3.8		U	S	TWC	1	ALL	D-665-2	863003	

HORIZON

1983	1.6		F	S	TWC(2)	2	ALL	D-665-13	862014	
1983	1.6		R	S	TWC(2)	2	ALL	D-665-13	872004	
1984-86	1.6		U	S	TWC	1	ALL	D-665-3	861009	
1978-79	1.7		U	S	TWC	1	ALL	D-665-3	861003	
1980	1.7		U	S	TWC	1	ALL	D-665-3	861009	
1981-83	1.7		F	S	TWC(2)	2	ALL	D-665-13	862014	
1981-83	1.7		R	S	TWC(2)	2	ALL	D-665-13	872014	
1981-82	2.2		F	S	TWC(2)	2	ALL	D-665-13	862014	
1981-82	2.2		R	S	TWC(2)	2	ALL	D-665-13	872014	
1983-90	2.2		U	S	TWC	1	ALL	D-665-3	861009	

LASER

1990-94	1.8		U	S	TWC	1	ALL	D-665-3	861022	
1990-95	2.0		U	S	TWC	1	ALL	D-665-3	861022	

NEON

1995	2.0		U	S	TWC	1	ALL	D-665-17	630003	
------	-----	--	---	---	-----	---	-----	----------	--------	--

PB100

1975-79	3.7		U	S	TWC	1	ALL	D-665-2	863003	
1980	3.7		F	S	OC(2)	2	ALL	D-665-19	703005	
1980	3.7		R	S	OC(2)	2	ALL	D-665-19	704007	
1975-80	5.2		U	S	TWC	1	ALL	D-665-2	863004	863580

PRE-OBDII

Years Liters Comments Location Exhaust Type Converter Type # Converters Drive Type Executive Order Universal # Direct Fit #

PLYMOUTH

PB100 (Continued)

1978-80	5.2		F	S	OC(2)	2	ALL	D-665-19	703005	
1978-80	5.2		R	S	OC(2)	2	ALL	D-665-19	704002	
1976-78	5.9		U	S	TWC	1	ALL	D-665-2	863004	863580
1978	5.9		F	S	OC(2)	2	ALL	D-665-19	703005	
1978	5.9		R	S	OC(2)	2	ALL	D-665-19	704002	

PB150

1981-82	3.7		F	S	OC(2)	2	ALL	D-665-19	703005	
1981-82	3.7		R	S	OC(2)	2	ALL	D-665-19	704007	
1983	3.7		F	S	OC,TWC+OC	2	ALL	D-665-19	703005	
1983	3.7		R	S	OC,TWC+OC	2	ALL	D-665-19	704007	
1981	5.2		F	S	OC(2)	2	ALL	D-665-19	703005	
1981	5.2		R	S	OC(2)	2	ALL	D-665-19	704002	
1981	5.2		U	S	TWC	1	ALL	D-665-2	863004	863580
1983	5.2		F	S	OC,TWC+OC	2	ALL	D-665-19	703005	
1983	5.2		R	S	OC,TWC+OC	2	ALL	D-665-19	704002	

PB200

1975-79	3.7		U	S	TWC	1	ALL	D-665-2	863003	
1980	3.7		F	S	OC(2)	2	ALL	D-665-19	703005	
1980	3.7		R	S	OC(2)	2	ALL	D-665-19	704007	
1975-80	5.2		U	S	TWC	1	ALL	D-665-2	863004	863580
1978-80	5.2		F	S	OC(2)	2	ALL	D-665-19	703005	
1978-80	5.2		R	S	OC(2)	2	ALL	D-665-19	704002	
1975-80	5.9		U	S	TWC	1	ALL	D-665-2	863004	863580
1978-80	5.9		F	S	OC(2)	2	ALL	D-665-19	703005	
1978-80	5.9		R	S	OC(2)	2	ALL	D-665-19	704002	
1976-78	6.6		U	S	TWC	1	ALL	D-665-2	863004	863580

PB250

1981-82	3.7		F	S	OC(2)	2	ALL	D-665-19	703005	
1981-82	3.7		R	S	OC(2)	2	ALL	D-665-19	704007	
1983	3.7		F	S	OC,TWC+OC	2	ALL	D-665-19	703005	
1983	3.7		R	S	OC,TWC+OC	2	ALL	D-665-19	704001	
1981	5.2		U	S	TWC	1	ALL	D-665-2	863004	863580
1981-82	5.2		F	S	OC(2)	2	ALL	D-665-19	703005	
1981-82	5.2		R	S	OC(2)	2	ALL	D-665-19	704002	
1983	5.2		F	S	OC,TWC+OC	2	ALL	D-665-19	703005	
1983	5.2		R	S	OC,TWC+OC	2	ALL	D-665-19	704002	
1981	5.9		F	S	OC(2)	2	ALL	D-665-19	703005	
1981	5.9		R	S	OC(2)	2	ALL	D-665-19	704002	
1981	5.9		U	S	TWC	1	ALL	D-665-2	863004	863580

PB300

1975-80	5.2		U	S	TWC	1	ALL	D-665-2	863004	863580
1978-80	5.2		F	S	OC(2)	2	ALL	D-665-19	703005	
1978-80	5.2		R	S	OC(2)	2	ALL	D-665-19	704002	
1975-80	5.9		U	S	TWC	1	ALL	D-665-2	863004	863580
1978-80	5.9		F	S	OC(2)	2	ALL	D-665-19	703005	
1978-80	5.9		R	S	OC(2)	2	ALL	D-665-19	704002	
1976-78	6.6		U	S	TWC	1	ALL	D-665-2	863004	863580

PB350

1981	5.2		U	S	TWC	1	ALL	D-665-2	863004	863580
------	-----	--	---	---	-----	---	-----	---------	--------	--------

<i>Years</i>	<i>Liters</i>	<i>Comments</i>	<i>Location</i>	<i>Exhaust Type</i>	<i>Converter Type</i>	<i># Converters</i>	<i>Drive Type</i>	<i>Executive Order</i>	<i>Universal #</i>	<i>Direct Fit #</i>
--------------	---------------	-----------------	-----------------	---------------------	-----------------------	---------------------	-------------------	------------------------	--------------------	---------------------

PLYMOUTH

PB350 (Continued)

1981-82	5.2		F	S	OC(2)	2	ALL	D-665-19	703005	
1981-82	5.2		R	S	OC(2)	2	ALL	D-665-19	704002	
1983	5.2		F	S	OC,TWC+OC	2	ALL	D-665-19	703005	
1983	5.2		R	S	OC,TWC+OC	2	ALL	D-665-19	704002	
1981	5.9		U	S	TWC	1	ALL	D-665-2	863004	863580
1981-83	5.9		F	S	OC(2)	2	ALL	D-665-19	703005	
1981-83	5.9		R	S	OC(2)	2	ALL	D-665-19	704002	

RELIANT

1981-82	2.2		F	S	TWC(2)	2	ALL	D-665-13	862004	
1981-82	2.2		R	S	TWC(2)	2	ALL	D-665-13	872014	
1981-89	2.2		U	S	TWC	1	ALL	D-665-3	861009	
1985	2.2		U	S	TWC	1	ALL	D-665-3	861022	
1986	2.2		U	S	TWC	1	ALL	D-665-3	861024	
1986-89	2.5		U	S	TWC	1	ALL	D-665-3	861009	
1981-85	2.6		U	S	TWC	1	ALL	D-665-3	861003	

SAPPORO

1978-79	1.6		U	S	TWC	1	ALL	D-665-3	861028	
1979-83	2.6		U	S	TWC	1	ALL	D-665-3	861028	

SCAMP

1983	2.2		U	S	TWC	1	ALL	D-665-3	861009	
------	-----	--	---	---	-----	---	-----	---------	--------	--

SUNDANCE

1987	2.2		U	S	TWC	1	ALL	D-665-3	861023	
1987-94	2.2		U	S	TWC	1	ALL	D-665-3	861009	
1988	2.2		U	S	TWC	1	ALL	D-665-3	861024	
1988-94	2.5		U	S	TWC	1	ALL	D-665-3	861009	
1989-91	2.5		U	S	TWC	1	ALL	D-665-3	861023	
1992-94	3.0		U	S	TWC	1	ALL	D-665-3	861023	

TRAILDUSTER

1976-79	3.7		R	S	OC(2)	2	ALL	D-665-19	704001	
1976-79	3.7		U	S	TWC	1	ALL	D-665-2	863003	
1976-80	3.7		F	S	OC(2)	2	ALL	D-665-19	703005	
1980	3.7		R	S	OC(2)	2	ALL	D-665-19	704007	
1980	3.7		U	S	TWC	1	ALL	D-665-2	863004	
1975-81	5.2		U	S	TWC	1	ALL	D-665-2	863004	
1980-81	5.2		F	S	OC(2)	2	ALL	D-665-19	703005	
1980-81	5.2		R	S	OC(2)	2	ALL	D-665-19	704008	
1975-81	5.9		U	S	TWC	1	ALL	D-665-2	863004	
1980-81	5.9		F	S	OC(2)	2	2WD	D-665-19	703005	
1980-81	5.9		R	S	OC(2)	2	ALL	D-665-19	704008	
1978	6.6		U	S	TWC	1	ALL	D-665-2	863004	
1978	7.2		U	S	TWC	1	ALL	D-665-2	863004	

VALIANT

1975-76	3.7		U	S	TWC	1	ALL	D-665-3	861003	
1975-76	5.2		U	S	TWC	1	ALL	D-665-3	861004	
1976	5.9		U	S	TWC	1	ALL	D-665-3	861004	

VOLARE

1976-78	3.7		U	S	TWC	1	ALL	D-665-3	861004	
1979	3.7		U	S	TWC	1	ALL	D-665-3	861010	

PRE-OBDII

Years Liters Comments Location Exhaust Type Converter Type # Converters Drive Type Executive Order Universal # Direct Fit #

PLYMOUTH

VOLARE (Continued)

1980	3.7		R	S	TWC(2)	2	ALL	D-665-13	872005	
1976-79	5.2		U	S	TWC	1	ALL	D-665-3	861004	
1980	5.2		R	DS	2TWC,TWC	3	ALL	D-665-13	872005	
1976-80	5.9		U	S	TWC	1	ALL	D-665-3	861004	

VOYAGER

1984-87	2.2		U	S	TWC	1	ALL	D-665-2	863006	
1987-95	2.5		U	S	TWC	1	ALL	D-665-2	863002	
1989-90	2.5		U	S	TWC	1	ALL	D-665-2	863003	
1984-87	2.6		F	S	OC(2)	2	ALL	D-665-19	703004	
1984-87	2.6		R	S	OC(2)	2	ALL	D-665-19	704009	
1987-95	3.0		U	S	TWC	1	ALL	D-665-2	863003	
1991-95	3.3		U	S	TWC	1	ALL	D-665-2	863003	
1994-95	3.8		U	S	TWC	1	ALL	D-665-2	863003	

PONTIAC

6000

1982-91	2.5		U	S	TWC	1	ALL	D-665-3	861022	
1982-86	2.8		U	S	TWC	1	ALL	D-665-3	861009	
1986-89	2.8		U	S	TWC	1	ALL	D-665-3	861022	
1988-91	3.1		U	S	TWC	1	ALL	D-665-3	861022	

ASTRE

1975-77	2.3		U	S	TWC	1	ALL	D-665-3	861005	
1977	2.5		U	S	TWC	1	ALL	D-665-3	861005	

BONNEVILLE

1980-83	3.8		U	S	TWC	1	ALL	D-665-3	861010	
1984-86	3.8		U	S	TWC	1	ALL	D-665-3	861011	
1987-91	3.8		U	S	TWC	1	ALL	D-665-3	861023	
1992-95	3.8		U	S	TWC	1	ALL	D-665-3	861024	
1982	4.1		U	S	TWC	1	ALL	D-665-3	861010	
1980	4.3		U	S	TWC	1	ALL	D-665-3	861005	
1981-86	4.3		U	S	TWC	1	ALL	D-665-3	861010	
1977-80	4.9		U	S	TWC	1	ALL	D-665-3	861005	
1981-86	5.0		U	S	TWC	1	ALL	D-665-3	861010	
1977-79	5.7		U	S	TWC	1	ALL	D-665-3	861005	
1980	5.7		U	S	TWC	1	ALL	D-665-3	861004	
1975-79	6.6		U	S	TWC	1	ALL	D-665-3	861005	
1975-76	7.5		U	S	TWC	1	ALL	D-665-3	861005	

CATALINA

1977-79	3.8		U	S	TWC	1	ALL	D-665-3	861005	
1981	3.8		U	S	TWC	1	ALL	D-665-3	861010	
1980	4.3		U	S	TWC	1	ALL	D-665-3	861005	
1981	4.3		U	S	TWC	1	ALL	D-665-3	861010	
1977-80	4.9		U	S	TWC	1	ALL	D-665-3	861005	
1981	5.0		U	S	TWC	1	ALL	D-665-3	861010	
1976-80	5.7		U	S	TWC	1	ALL	D-665-3	861005	
1975-79	6.6		U	S	TWC	1	ALL	D-665-3	861005	
1975-76	7.5		U	S	TWC	1	ALL	D-665-3	861005	

FIERO

1984-88	2.5		U	S	TWC	1	ALL	D-665-3	861028	
---------	-----	--	---	---	-----	---	-----	---------	--------	--

Years	Liters	Comments	Location	Exhaust Type	Converter Type	# Converters	Drive Type	Executive Order	Universal #	Direct Fit #
-------	--------	----------	----------	--------------	----------------	--------------	------------	-----------------	-------------	--------------

PONTIAC

FIERO (Continued)

1985-88	2.8		U	S	TWC	1	ALL	D-665-3	861028	
FIREBIRD										
1982-86	2.5		U	S	TWC	1	ALL	D-665-3	861022	
1982	2.8		U	S	TWC	1	ALL	D-665-3	861009	
1983-84	2.8		U	S	TWC	1	ALL	D-665-3	861010	
1985-89	2.8		U	S	TWC	1	ALL	D-665-3	861023	
1990-92	3.1		U	S	TWC	1	ALL	D-665-3	861010	
1993-95	3.4		U	S	TWC	1	ALL	D-665-3	861024	
1977-80	3.8		U	S	TWC	1	ALL	D-665-3	861005	
1981	3.8		U	S	TWC	1	ALL	D-665-3	861010	
1989	3.8		U	S	TWC	1	ALL	D-665-3	861004	
1995	3.8		U	S	TWC	1	ALL	D-665-17	630014	630639
1975-76	4.1		U	S	TWC	1	ALL	D-665-3	861005	
1981	4.3		U	S	TWC	1	ALL	D-665-3	861010	
1977-79	4.9		U	S	TWC	1	ALL	D-665-3	861005	
1980-81	4.9		U	S	TWC	1	ALL	D-665-3	861011	
1977-80	5.0		U	S	TWC	1	ALL	D-665-3	861005	
1980-81	5.0		U	S	TWC	1	ALL	D-665-3	861004	
1980-82	5.0		U	S	TWC	1	ALL	D-665-3	861011	
1982-92	5.0		U	S	TWC	1	ALL	D-665-3	861010	
1983-89	5.0		U	S	TWC	1	ALL	D-665-3	861012	
1989-92	5.0		UL	D	2TWC	2	ALL	D-665-3	861010	
1989-92	5.0		UR	D	2TWC	2	ALL	D-665-3	861010	
1975-79	5.7		U	S	TWC	1	ALL	D-665-3	861005	
1987-91	5.7		U	S	TWC	1	ALL	D-665-3	861012	
1988-92	5.7		UL	D	2TWC	2	ALL	D-665-3	861010	
1988-92	5.7		UR	D	2TWC	2	ALL	D-665-3	861010	
1993-94	5.7		U	S	TWC	1	ALL	D-665-3	861006	
1995	5.7		U	S	TWC	1	ALL	D-665-3	861004	
1975-77	6.6		U	S	TWC	1	ALL	D-665-3	861005	
1975-76	7.5		U	S	TWC	1	ALL	D-665-3	861005	

GRAND AM

1987-89	2.0		U	S	TWC	1	ALL	D-665-3	861022	
1988-95	2.3		U	S	TWC	1	ALL	D-665-3	861023	
1992	2.3		U	S	TWC	1	ALL	D-665-3	861027	
1993-94	2.3		U	S	TWC	1	ALL	D-665-3	861022	
1985-91	2.5		U	S	TWC	1	ALL	D-665-3	861022	
1985-87	3.0		U	S	TWC	1	ALL	D-665-3	861022	
1994-95	3.1		U	S	TWC	1	ALL	D-665-3	861022	
1992-93	3.3		U	S	TWC	1	ALL	D-665-3	861023	
1979	3.8		U	S	TWC	1	ALL	D-665-3	861004	
1978-79	4.9		U	S	TWC	1	ALL	D-665-3	861004	
1980	4.9		U	S	TWC	1	ALL	D-665-3	861005	
1978-80	5.0		U	S	TWC	1	ALL	D-665-3	861004	
1979	5.0		U	S	TWC	1	ALL	D-665-3	861005	
1975	6.6		U	S	TWC	1	ALL	D-665-3	861005	
1975	7.5		U	S	TWC	1	ALL	D-665-3	861005	

GRAND LEMANS

1977-80	3.8		U	S	TWC	1	ALL	D-665-3	861005	
---------	-----	--	---	---	-----	---	-----	---------	--------	--

PRE-OBDII

Years Liters Comments Location Exhaust Type Converter Type # Converters Drive Type Executive Order Universal # Direct Fit #

PONTIAC

GRAND LEMANS (Continued)

1978-80	3.8		U	S	TWC	1	ALL	D-665-3	861004	
1981	3.8		U	S	TWC	1	ALL	D-665-3	861010	
1975-76	4.1		U	S	TWC	1	ALL	D-665-3	861005	
1976	4.3		U	S	TWC	1	ALL	D-665-3	861005	
1980-81	4.3		U	S	TWC	1	ALL	D-665-3	861010	
1977-80	4.9		U	S	TWC	1	ALL	D-665-3	861005	
1978-79	4.9		U	S	TWC	1	ALL	D-665-3	861004	
1981	4.9		U	S	TWC	1	ALL	D-665-3	861010	
1977-80	5.0		U	S	TWC	1	ALL	D-665-3	861005	
1978	5.0		U	S	TWC	1	ALL	D-665-3	861004	
1975-79	5.7		U	S	TWC	1	ALL	D-665-3	861005	
1975-77	6.6		U	S	TWC	1	ALL	D-665-3	861005	
1975-76	7.5		U	S	TWC	1	ALL	D-665-3	861005	

GRAND PRIX

1988-89	2.8		U	S	TWC	1	ALL	D-665-3	861022	
1989-93	3.1		U	S	TWC	1	ALL	D-665-3	861022	
1991-93	3.1		UL	D	2TWC	2	ALL	D-665-3	861023	
1991-93	3.1		UR	D	2TWC	2	ALL	D-665-3	861023	
1994-95	3.1		U	S	TWC	1	ALL	D-665-3	861023	
1991-95	3.4		U	S	TWC	1	ALL	D-665-3	861024	
1978-79	3.8		U	S	TWC	1	ALL	D-665-3	861004	
1980-82	3.8		U	S	TWC	1	ALL	D-665-3	861010	
1983-87	3.8		U	S	TWC	1	ALL	D-665-3	861011	
1982	4.1		U	S	TWC	1	ALL	D-665-3	861010	
1980-87	4.3		U	S	TWC	1	ALL	D-665-3	861010	
1977	4.9		U	S	TWC	1	ALL	D-665-3	861005	
1978-79	4.9		U	S	TWC	1	ALL	D-665-3	861004	
1980	4.9		U	S	TWC	1	ALL	D-665-3	861010	
1978-80	5.0		U	S	TWC	1	ALL	D-665-3	861005	
1983-87	5.0		U	S	TWC	1	ALL	D-665-3	861010	
1975-77	5.7		U	S	TWC	1	ALL	D-665-3	861005	
1975-77	6.6		U	S	TWC	1	ALL	D-665-3	861005	
1975-76	7.5		U	S	TWC	1	ALL	D-665-3	861005	

GRAND SAFARI

1977-78	4.9		U	S	TWC	1	ALL	D-665-3	861005	
1977-78	5.7		U	S	TWC	1	ALL	D-665-3	861005	
1975-78	6.6		U	S	TWC	1	ALL	D-665-3	861005	
1975-76	7.5		U	S	TWC	1	ALL	D-665-3	861005	

J2000

1982-83	1.8		U	S	TWC	1	ALL	D-665-3	861008	
1983	2.0		U	S	TWC	1	ALL	D-665-3	861008	

LEMANS

1988-93	1.6		U	S	TWC	1	ALL	D-665-3	861022	
1989-90	2.0		U	S	TWC	1	ALL	D-665-3	861022	
1977-81	3.8		U	S	TWC	1	ALL	D-665-3	861005	
1978-81	3.8		U	S	TWC	1	ALL	D-665-3	861004	
1975-76	4.1		U	S	TWC	1	ALL	D-665-3	861005	
1976	4.3		U	S	TWC	1	ALL	D-665-3	861005	

<i>Years</i>	<i>Liters</i>	<i>Comments</i>	<i>Location</i>	<i>Exhaust Type</i>	<i>Converter Type</i>	<i># Converters</i>	<i>Drive Type</i>	<i>Executive Order</i>	<i>Universal #</i>	<i>Direct Fit #</i>
--------------	---------------	-----------------	-----------------	---------------------	-----------------------	---------------------	-------------------	------------------------	--------------------	---------------------

PONTIAC

LEMANS (Continued)

1980-81	4.3		U	S	TWC	1	ALL	D-665-3	861010	
1977-80	4.9		U	S	TWC	1	ALL	D-665-3	861005	
1979	4.9		U	S	TWC	1	ALL	D-665-3	861004	
1981	4.9		U	S	TWC	1	ALL	D-665-3	861010	
1977-80	5.0		U	S	TWC	1	ALL	D-665-3	861005	
1978	5.0		U	S	TWC	1	ALL	D-665-3	861004	
1975-79	5.7		U	S	TWC	1	ALL	D-665-3	861005	
1975-77	6.6		U	S	TWC	1	ALL	D-665-3	861005	
1975-76	7.5		U	S	TWC	1	ALL	D-665-3	861005	

PARISIENNE

1983	3.8		U	S	TWC	1	ALL	D-665-3	861010	
1984	3.8		U	S	TWC	1	ALL	D-665-3	861011	
1985-86	4.3		U	S	TWC	1	ALL	D-665-3	861010	
1983-86	5.0		U	S	TWC	1	ALL	D-665-3	861010	
1977-80	5.7		U	S	TWC	1	ALL	D-665-3	861005	
1985	5.7		U	S	TWC	1	ALL	D-665-3	861010	

PHOENIX

1977-78	2.5		U	S	TWC	1	ALL	D-665-3	861005	
1981	2.5		U	S	TWC	1	ALL	D-665-3	861008	
1981	2.8		U	S	TWC	1	ALL	D-665-3	861008	
1982	2.8		U	S	TWC	1	ALL	D-665-3	861010	
1982-84	2.8		U	S	TWC	1	ALL	D-665-3	861009	
1977-79	3.8		U	S	TWC	1	ALL	D-665-3	861005	
1977-79	5.0		U	S	TWC	1	ALL	D-665-3	861004	
1977-79	5.7		U	S	TWC	1	ALL	D-665-3	861004	

SAFARI

1987-89	5.0		U	S	TWC	1	ALL	D-665-3	861010	
---------	-----	--	---	---	-----	---	-----	---------	--------	--

SUNBIRD

1985-86	1.8		U	S	TWC	1	ALL	D-665-3	861021	
1985-86	2.0		U	S	TWC	1	ALL	D-665-3	861021	
1987-90	2.0		U	S	TWC	1	ALL	D-665-3	861023	
1987-94	2.0		U	S	TWC	1	ALL	D-665-3	861022	
1976-77	2.3		U	S	TWC	1	ALL	D-665-3	861005	
1977-80	2.5		U	S	TWC	1	ALL	D-665-3	861005	
1991-94	3.1		U	S	TWC	1	ALL	D-665-3	861022	
1976-80	3.8		U	S	TWC	1	ALL	D-665-3	861005	
1978-79	5.0		U	S	TWC	1	ALL	D-665-3	861005	

SUNFIRE

1995	2.2		U	S	TWC	1	ALL	D-665-3	861022	
1995	2.3		U	S	TWC	1	ALL	D-665-3	861022	

T1000

1981-87	1.6		U	S	TWC	1	ALL	D-665-3	861009	
---------	-----	--	---	---	-----	---	-----	---------	--------	--

TRANS SPORT

1990-91	3.1		U	S	TWC	1	ALL	D-665-2	863003	
1990-92	3.1		U	S	TWC	1	ALL	D-665-2		863550
1992	3.1		U	S	TWC	1	ALL	D-665-2	863004	
1993-95	3.1		U	S	TWC	1	ALL	D-665-2	863007	
1992	3.8		U	S	TWC	1	ALL	D-665-2	863004	

PRE-OBDII

Years Liters Comments Location Exhaust Type Converter Type # Converters Drive Type Executive Order Universal # Direct Fit #

PONTIAC

TRANS SPORT (Continued)

1993	3.8		U	S	TWC	1	ALL	D-665-2		863551
1993-95	3.8		U	S	TWC	1	ALL	D-665-2	863003	

PORSCHE

911

1976-79	3.0		U	S	TWC	1	ALL	D-665-3	861004	
1980-83	3.0		U	S	TWC	1	ALL	D-665-3	861023	
1984-89	3.2		U	S	TWC	1	ALL	D-665-3	861023	
1986-92	3.3		U	S	TWC	1	ALL	D-665-3	861023	
1990-95	3.6		U	S	TWC	1	ALL	D-665-3	861023	

924

1977-79	2.0		U	S	TWC	1	ALL	D-665-3	861028	
1980-82	2.0		U	S	TWC	1	ALL	D-665-3	861022	
1987-88	2.5		U	S	TWC	1	ALL	D-665-3	861022	

928

1978-80	4.5		U	S	TWC	1	ALL	D-665-3	861004	
1985-89	5.0		U	S	TWC	1	ALL	D-665-3	861009	
1990-91	5.0		UL	D	2TWC	2	ALL	D-665-3	861028	
1990-91	5.0		UR	D	2TWC	2	ALL	D-665-3	861028	
1993-95	5.4		UL	D	2TWC	2	ALL	D-665-3	861028	
1993-95	5.4		UR	D	2TWC	2	ALL	D-665-3	861028	

930

1978-79	3.3		U	S	TWC	1	ALL	D-665-3	861004	
---------	-----	--	---	---	-----	---	-----	---------	--------	--

944

1983-85	2.5		U	S	TWC	1	ALL	D-665-3	861028	
1986-89	2.5		U	S	TWC	1	ALL	D-665-3	861022	
1989	2.7		U	S	TWC	1	ALL	D-665-3	861022	
1989-91	3.0		U	S	TWC	1	ALL	D-665-3	861023	

968

1992-95	3.0		U	S	TWC	1	ALL	D-665-3	861029	
---------	-----	--	---	---	-----	---	-----	---------	--------	--

RENAULT

ALLIANCE

1983-87	1.4		U	S	TWC	1	ALL	D-665-3	861022	
1985-87	1.7		U	S	TWC	1	ALL	D-665-3	861022	
1987	2.0		U	S	TWC	1	ALL	D-665-3	861022	

ENCORE

1984-86	1.4		U	S	TWC	1	ALL	D-665-3	861022	
1985-86	1.7		U	S	TWC	1	ALL	D-665-3	861022	

FUEGO

1982-83	1.6		U	S	TWC	1	ALL	D-665-3	861028	
1982-84	1.6		U	S	TWC	1	ALL	D-665-3	861023	
1984-85	2.2		U	S	TWC	1	ALL	D-665-3	861022	

LECAR

1977-79	1.3		U	S	TWC	1	ALL	D-665-3	861027	
1980-83	1.4		U	S	TWC	1	ALL	D-665-3	861027	

R18I

1981-83	1.6		U	S	TWC	1	ALL	D-665-3	861028	
1984-86	2.2		U	S	TWC	1	ALL	D-665-3	861021	

<i>Years</i>	<i>Liters</i>	<i>Comments</i>	<i>Location</i>	<i>Exhaust Type</i>	<i>Converter Type</i>	<i># Converters</i>	<i>Drive Type</i>	<i>Executive Order</i>	<i>Universal #</i>	<i>Direct Fit #</i>
--------------	---------------	-----------------	-----------------	---------------------	-----------------------	---------------------	-------------------	------------------------	--------------------	---------------------

RENAULT

R5										
1976	1.3		U	S	TWC	1	ALL	D-665-3	861027	

SAAB

900

1979-90	2.0		U	S	TWC	1	ALL	D-665-3	861028	
1979-95	2.0		U	S	TWC	1	ALL	D-665-3	861029	
1991-93	2.1		U	S	TWC	1	ALL	D-665-3	861029	
1994	2.1		U	S	TWC	1	ALL	D-665-3	861022	
1994-95	2.3		U	S	TWC	1	ALL	D-665-3	861029	
1994-95	2.5		U	S	TWC	1	ALL	D-665-3	861029	

9000

1986-90	2.0		U	S	TWC	1	ALL	D-665-3	861023	
1990-95	2.3		U	S	TWC	1	ALL	D-665-3	861023	
1995	3.0		U	S	TWC	1	ALL	D-665-3	861023	

99

1975-80	2.0		U	S	TWC	1	ALL	D-665-3	861028	
1978	2.0		U	S	TWC	1	ALL	D-665-3	861030	

SATURN

SC

1991-92	1.9		U	S	TWC	1	ALL	D-665-3	861023	
1993	1.9		U	S	TWC	1	ALL	D-665-3	861022	

SL

1991-95	1.9		U	S	TWC	1	ALL	D-665-3	861023	
1993-95	1.9		U	S	TWC	1	ALL	D-665-3	861022	

SW1

1993-95	1.9		U	S	TWC	1	ALL	D-665-3	861022	
---------	-----	--	---	---	-----	---	-----	---------	--------	--

STERLING

825

1987-88	2.5		U	S	TWC	1	ALL	D-665-3	861029	
---------	-----	--	---	---	-----	---	-----	---------	--------	--

827

1989-91	2.7		U	S	TWC	1	ALL	D-665-3	861029	
---------	-----	--	---	---	-----	---	-----	---------	--------	--

SUBARU

BRAT

1978-80	1.6		U	S	TWC	1	ALL	D-665-2	863002	
1980-82	1.8		U	S	TWC	1	ALL	D-665-2	863002	
1982-84	1.8		R	S	TWC(2)	2	ALL	D-665-19	704009	
1983-84	1.8		F	S	TWC(2)	2	ALL	D-665-19	703004	
1985-87	1.8		R	S	TWC,OC	2	ALL	D-665-19	704009	

DL

1983-84	1.6		R	S	TWC(2)	2	ALL	D-665-13	872004	
1983-86	1.8		R	S	TWC(2)	2	ALL	D-665-13	872004	
1984-89	1.8		R	S	TWC(2)	2	ALL	D-665-13	872104	

GL

1986-87	1.6		R	S	TWC(2)	2	ALL	D-665-13	872004	
1983-86	1.8		R	S	TWC(2)	2	ALL	D-665-13	872004	
1983-89	1.8		F	S	TWC(2)	2	ALL	D-665-13	862104	
1983-89	1.8		R	S	TWC(2)	2	ALL	D-665-13	872104	

PRE-OBDII

PRE-OBDII

Years Liters Comments Location Exhaust Type Converter Type # Converters Drive Type Executive Order Universal # Direct Fit #

SUBARU

GL-10

1985-89	1.8		F	S	TWC(2)	2	ALL	D-665-13	862104	
1985-89	1.8		R	S	TWC(2)	2	ALL	D-665-13	872104	

IMPREZA

1993-95	1.8		F	S	TWC(2)	2	ALL	D-665-13	862084	
1993-95	1.8		R	S	TWC(2)	2	ALL	D-665-13	872104	
1995	2.2		F	S	TWC(2)	2	ALL	D-665-13	862084	
1995	2.2		R	S	TWC(2)	2	ALL	D-665-13	872134	

JUSTY

1987-94	1.2		R	S	TWC(2)	2	ALL	D-665-13	872103	
---------	-----	--	---	---	--------	---	-----	----------	--------	--

LEGACY

1990-94	2.2		R	S	TWC(2)	2	ALL	D-665-13	872104	
1995	2.2		F	S	TWC(2)	2	ALL	D-665-13	862084	
1995	2.2		R	S	TWC(2)	2	ALL	D-665-13	872134	

LOYALE

1990-94	1.8		R	S	TWC(2)	2	ALL	D-665-13	872104	
---------	-----	--	---	---	--------	---	-----	----------	--------	--

RX

1986	1.8		U	S	TWC	1	ALL	D-665-3	861003	
1986-89	1.8		F	S	TWC(2)	2	ALL	D-665-13	862104	
1986-89	1.8		R	S	TWC(2)	2	ALL	D-665-13	872104	
1987-89	1.8		R	S	TWC(2)	2	ALL	D-665-13	872004	

STANDARD

1983-87	1.6		R	S	TWC(2)	2	ALL	D-665-13	872004	
1987	1.8		R	S	TWC(2)	2	ALL	D-665-13	872004	

SVX

1992-95	3.3		R	DS	2TWC,TWC	3	ALL	D-665-13	872037	
---------	-----	--	---	----	----------	---	-----	----------	--------	--

XT

1986-87	1.8		F	S	TWC(2)	2	ALL	D-665-13	862104	
1986-91	1.8		R	S	TWC(2)	2	ALL	D-665-13	872104	
1988	2.7		U	S	TWC	1	ALL	D-665-3	861022	
1988-91	2.7		R	S	TWC(2)	2	ALL	D-665-13	872104	

SUZUKI

ESTEEM

1995	1.6		R	S	TWC(2)	2	ALL	D-665-13	872104	
------	-----	--	---	---	--------	---	-----	----------	--------	--

SAMURAI

1986-95	1.3		U	S	TWC	1	ALL	D-665-2	863002	
---------	-----	--	---	---	-----	---	-----	---------	--------	--

SIDEKICK

1989	1.3		U	S	TWC	1	ALL	D-665-2	863001	
1989-90	1.6		U	S	TWC	1	ALL	D-665-2	863001	
1991-92	1.6	4 Door	U	S	TWC	1	ALL	D-665-2	863002	
1991-95	1.6	2 Door	U	S	TWC	1	ALL	D-665-2	863001	
1993-95	1.6	4 Door	U	S	TWC	1	ALL	D-665-2	863003	

SWIFT

1989-95	1.3		U	S	TWC	1	ALL	D-665-3	861022	
---------	-----	--	---	---	-----	---	-----	---------	--------	--

TOYOTA

4RUNNER

1984	2.4		U	S	TWC	1	ALL	D-665-2	863012	
1985-95	2.4		U	S	TWC	1	ALL	D-665-2	863002	

<i>Years</i>	<i>Liters</i>	<i>Comments</i>	<i>Location</i>	<i>Exhaust Type</i>	<i>Converter Type</i>	<i># Converters</i>	<i>Drive Type</i>	<i>Executive Order</i>	<i>Universal #</i>	<i>Direct Fit #</i>
--------------	---------------	-----------------	-----------------	---------------------	-----------------------	---------------------	-------------------	------------------------	--------------------	---------------------

TOYOTA

4RUNNER (Continued)

1988-95	3.0		U	S	TWC	1	ALL	D-665-2	863002	863503
---------	-----	--	---	---	-----	---	-----	---------	--------	--------

AVALON

1995	3.0		U	S	TWC	1	ALL	D-665-17	630002	
------	-----	--	---	---	-----	---	-----	----------	--------	--

CAMRY

1990-93	1.6		U	S	TWC	1	ALL	D-665-3	861028	
1994-95	1.8		U	S	TWC	1	ALL	D-665-3	861028	
1983-86	2.0		U	S	TWC	1	ALL	D-665-3	861028	
1988-91	2.0		U	S	TWC	1	ALL	D-665-3	861022	
1992-95	2.2		R	S	TWC(2)	2	ALL	D-665-13	872104	
1988-91	2.5		U	S	TWC	1	ALL	D-665-3	861023	
1992-94	3.0		U	S	TWC	1	ALL	D-665-3	861030	
1995	3.0		U	S	TWC	1	ALL	D-665-17	630002	

CELICA

1986-88	2.0		U	S	TWC	1	ALL	D-665-3	861030	
1988-89	2.0		U	S	TWC	1	ALL	D-665-3	861023	
1990-93	2.0		R	S	TWC(2)	2	ALL	D-665-13	872105	
1975-80	2.2		U	S	TWC	1	ALL	D-665-3	861019	
1990-93	2.2		R	S	TWC(2)	2	ALL	D-665-13	872104	
1981-85	2.4		U	S	TWC	1	ALL	D-665-3	861019	

COROLLA

1977-79	1.2		U	S	TWC	1	ALL	D-665-3	861019	
1975-79	1.6		U	S	TWC	1	ALL	D-665-3	861019	
1983-89	1.6		U	S	TWC	1	ALL	D-665-3	861009	
1984-92	1.6		U	S	TWC	1	ALL	D-665-3	861028	
1989-92	1.6		U	S	TWC	1	ALL	D-665-3	861022	
1993-95	1.6		R	S	TWC(2)	2	ALL	D-665-13	872104	
1980	1.8		U	S	TWC	1	ALL	D-665-3	861019	
1981-82	1.8		R	S	TWC(2)	2	ALL	D-665-13	872041	
1993-95	1.8		R	S	TWC(2)	2	ALL	D-665-13	872104	

CORONA

1975-80	2.2		U	S	TWC	1	ALL	D-665-3	861019	
1981-82	2.4		U	S	TWC	1	ALL	D-665-3	861019	

GRESSIDA

1978-80	2.6		U	S	TWC	1	ALL	D-665-3	861019	
1983-84	2.8		U	S	TWC	1	ALL	D-665-3	861019	
1983-88	2.8		U	S	TWC	1	ALL	D-665-3	861028	
1989-92	3.0		U	S	TWC	1	ALL	D-665-3	861030	

LAND CRUISER

1988-92	4.0		UR	D	2TWC	2	ALL	D-665-2	863003	
1979-87	4.2		U	S	TWC	1	ALL	D-665-2	863012	
1993-94	4.5		UR	D	2TWC	2	ALL	D-665-2	863002	
1995	4.5		F	S	TWC(2)	2	ALL	D-665-20	650010	650516
1995	4.5		R	S	TWC(2)	2	ALL	D-665-20	651030	651578

MR2

1985-89	1.6		U	S	TWC	1	ALL	D-665-3	861028	
1991-95	2.0		R	S	TWC(2)	2	ALL	D-665-13	872104	
1991-95	2.2		R	S	TWC(2)	2	ALL	D-665-13	872104	

PRE-OBDII

PRE-OBDII

Years Liters Comments Location Exhaust Type Converter Type # Converters Drive Type Executive Order Universal # Direct Fit #

TOYOTA

PASEO

1992-95	1.5		U	S	TWC	1	ALL	D-665-3	861028	
1995	1.5		U	S	TWC	1	ALL	D-665-17	630001	

PICKUP

1975-80	2.2		U	S	TWC	1	ALL	D-665-2	863012	
1981-83	2.4		U	S	TWC	1	ALL	D-665-2	863012	
1984-95	2.4		U	S	TWC	1	ALL	D-665-2	863002	
1988-95	3.0		U	S	TWC	1	ALL	D-665-2	863002	

PREVIA

1991-95	2.4		U	S	TWC	1	ALL	D-665-2	863003	863541
1994	2.4		F	S	TWC(2)	2	ALL	D-665-20	650008	650509
1994	2.4		R	S	TWC(2)	2	ALL	D-665-20	651007	
1995	2.4		F	S	TWC(2)	2	ALL	D-665-20	650008	650509
1995	2.4		R	S	TWC(2)	2	ALL	D-665-20	651007	

STARLET

1981-82	1.3		U	S	TWC	1	ALL	D-665-3	861028	
1983-84	1.3		R	S	TWC(2)	2	ALL	D-665-13	872041	

SUPRA

1986	3.0		U	S	TWC	1	ALL	D-665-3	861030	
1987-92	3.0		R	S	TWC(2)	2	ALL	D-665-13	872105	
1993-95	3.0		F	S	TWC(2)	2	ALL	D-665-13	862007	
1993-95	3.0		R	S	TWC(2)	2	ALL	D-665-13	872135	

T100

1994	2.7		U	S	TWC	1	ALL	D-665-2	863003	863503
1995	2.7		U	S	TWC	1	ALL	D-665-17	630002	
1993-94	3.0		U	S	TWC	1	ALL	D-665-2	863003	863503
1995	3.4		U	S	TWC	1	ALL	D-665-17	630002	

TACOMA

1995	2.4		U	S	TWC	1	ALL	D-665-17	630002	
1995	3.4		U	S	TWC	1	ALL	D-665-17	630002	

TERCEL

1983-90	1.5		U	S	TWC	1	ALL	D-665-3	861009	
1991-94	1.5		U	S	TWC	1	ALL	D-665-3	861028	
1995	1.5		U	S	TWC	1	ALL	D-665-3	861022	

VAN

1984-85	2.0		U	S	TWC	1	ALL	D-665-2	863002	
1986-87	2.2		U	S	TWC	1	ALL	D-665-2	863002	
1988-89	2.2		U	S	TWC	1	ALL	D-665-2	863003	

TRIUMPH

SPITFIRE

1975-80	1.5		U	S	TWC	1	ALL	D-665-3	861027	
---------	-----	--	---	---	-----	---	-----	---------	--------	--

TR7

1975-81	2.0		U	S	TWC	1	ALL	D-665-3	861027	
---------	-----	--	---	---	-----	---	-----	---------	--------	--

TR8

1980-81	3.5		U	S	TWC	1	ALL	D-665-3	861016	
---------	-----	--	---	---	-----	---	-----	---------	--------	--

VOLKSWAGEN

BEETLE

1975-79	1.6		U	S	TWC	1	ALL	D-665-3	861028	
---------	-----	--	---	---	-----	---	-----	---------	--------	--

Years	Liters	Comments	Location	Exhaust Type	Converter Type	# Converters	Drive Type	Executive Order	Universal #	Direct Fit #
-------	--------	----------	----------	--------------	----------------	--------------	------------	-----------------	-------------	--------------

VOLKSWAGEN

CABRIOLET

1985-90	1.8		U	S	TWC	1	ALL	D-665-3	861016	
1991-93	1.8		U	S	TWC	1	ALL	D-665-3	861029	

CORRADO

1990-92	1.8		U	S	TWC	1	ALL	D-665-3	861017	
1992-94	2.8		U	S	TWC	1	ALL	D-665-3	861017	

DASHER

1975	1.5		U	S	TWC	1	ALL	D-665-3	861028	
1976-81	1.6		U	S	TWC	1	ALL	D-665-3	861028	

EUROVAN

1993-95	2.5		U	S	TWC	1	ALL	D-665-2	863002	863538
---------	-----	--	---	---	-----	---	-----	---------	--------	--------

FOX

1987-93	1.8		U	S	TWC	1	ALL	D-665-3	861016	
---------	-----	--	---	---	-----	---	-----	---------	--------	--

GOLF

1985-95	1.8		U	S	TWC	1	ALL	D-665-3	861016	
1988-89	1.8		U	S	TWC	1	ALL	D-665-3	861028	
1990-92	1.8		U	S	TWC	1	ALL	D-665-3	861017	
1990-95	2.0		U	S	TWC	1	ALL	D-665-3	861017	
1995	2.8		U	S	TWC	1	ALL	D-665-3	861029	

JETTA

1980	1.6		U	S	TWC	1	ALL	D-665-3	861028	
1981-84	1.7		U	S	TWC	1	ALL	D-665-3	861028	
1984	1.8		U	S	TWC	1	ALL	D-665-3	861028	
1985-95	1.8		U	S	TWC	1	ALL	D-665-3	861016	
1986-92	1.8		U	S	TWC	1	ALL	D-665-3	861017	
1990-95	2.0		U	S	TWC	1	ALL	D-665-3	861017	
1994-95	2.8		U	S	TWC	1	ALL	D-665-3	861030	

PASSAT

1990-93	2.0		U	S	TWC	1	ALL	D-665-3	861017	
1994-95	2.0		U	S	TWC	1	ALL	D-665-3	861028	
1993-94	2.8		U	S	TWC	1	ALL	D-665-3	861017	
1995	2.8		U	S	TWC	1	ALL	D-665-3	861016	

QUANTUM

1982-83	1.7		U	S	TWC	1	ALL	D-665-3	861028	
1985	1.8		U	S	TWC	1	ALL	D-665-3	861028	
1983-85	2.2		U	S	TWC	1	ALL	D-665-3	861028	
1986-88	2.2		U	S	TWC	1	ALL	D-665-3	861017	

RABBIT

1975-80	1.5		U	S	TWC	1	ALL	D-665-3	861028	
1976-80	1.6		U	S	TWC	1	ALL	D-665-3	861028	
1981-84	1.7		U	S	TWC	1	ALL	D-665-3	861028	
1982-84	1.7		U	S	TWC	1	ALL	D-665-3	861009	
1983-84	1.8		U	S	TWC	1	ALL	D-665-3	861028	

RABBIT PICKUP

1980	1.5		U	S	TWC	1	ALL	D-665-2	863002	
1980	1.6		U	S	TWC	1	ALL	D-665-2	863002	
1981-83	1.7		U	S	TWC	1	ALL	D-665-2	863002	

SCIROCCO

Years Liters Comments Location Exhaust Type Converter Type # Converters Drive Type Executive Order Universal # Direct Fit #

VOLKSWAGEN

SCIROCCO (Continued)

1975-78	1.5		U	S	TWC	1	ALL	D-665-3	861028	
1976-80	1.6		U	S	TWC	1	ALL	D-665-3	861028	
1981-83	1.7		U	S	TWC	1	ALL	D-665-3	861028	
1984-88	1.8		U	S	TWC	1	ALL	D-665-3	861016	

VANAGON

1983-85	1.9		U	S	TWC	1	ALL	D-665-2	863010	
1980-83	2.0		U	S	TWC	1	ALL	D-665-2	863002	
1986-91	2.1		U	S	TWC	1	ALL	D-665-2	863010	

VOLVO

164

1975	3.0		U	S	TWC	1	ALL	D-665-3	861028	
------	-----	--	---	---	-----	---	-----	---------	--------	--

240

1990-93	2.3		U	S	TWC	1	ALL	D-665-3	861016	
---------	-----	--	---	---	-----	---	-----	---------	--------	--

242

1975	2.0		U	S	TWC	1	ALL	D-665-3	861028	
1976-83	2.1		U	S	TWC	1	ALL	D-665-3	861028	
1981-84	2.1		U	S	TWC	1	ALL	D-665-3	861029	
1981-83	2.3		U	S	TWC	1	ALL	D-665-3	861028	
1984	2.3		U	S	TWC	1	ALL	D-665-3	861016	

244

1975	2.0		U	S	TWC	1	ALL	D-665-3	861028	
1976-84	2.1		U	S	TWC	1	ALL	D-665-3	861028	
1982-84	2.1		U	S	TWC	1	ALL	D-665-3	861029	
1981-89	2.3		U	S	TWC	1	ALL	D-665-3	861028	
1984-89	2.3		U	S	TWC	1	ALL	D-665-3	861016	

245

1975	2.0		U	S	TWC	1	ALL	D-665-3	861028	
1976-84	2.1		U	S	TWC	1	ALL	D-665-3	861028	
1981-85	2.1		U	S	TWC	1	ALL	D-665-3	861029	
1981-89	2.3		U	S	TWC	1	ALL	D-665-3	861028	
1984-89	2.3		U	S	TWC	1	ALL	D-665-3	861016	

262

1976-79	2.7		U	S	TWC	1	ALL	D-665-3	861028	
1980-81	2.8		U	S	TWC	1	ALL	D-665-3	861028	

264

1976-79	2.7		U	S	TWC	1	ALL	D-665-3	861028	
1980-82	2.8		U	S	TWC	1	ALL	D-665-3	861028	

265

1976-79	2.7		U	S	TWC	1	ALL	D-665-3	861028	
1980-81	2.8		U	S	TWC	1	ALL	D-665-3	861028	

740

1985-92	2.3		U	S	TWC	1	ALL	D-665-3	861016	
---------	-----	--	---	---	-----	---	-----	---------	--------	--

745

1985	2.3		U	S	TWC	1	ALL	D-665-3	861016	
------	-----	--	---	---	-----	---	-----	---------	--------	--

760

1984-90	2.3		U	S	TWC	1	ALL	D-665-3	861024	
1983-86	2.8		U	S	TWC	1	ALL	D-665-3	861028	

PRE-OBDII

<i>Years</i>	<i>Liters</i>	<i>Comments</i>	<i>Location</i>	<i>Exhaust Type</i>	<i>Converter Type</i>	<i># Converters</i>	<i>Drive Type</i>	<i>Executive Order</i>	<i>Universal #</i>	<i>Direct Fit #</i>
--------------	---------------	-----------------	-----------------	---------------------	-----------------------	---------------------	-------------------	------------------------	--------------------	---------------------

VOLVO
760 (Continued)

1987-90	2.8		U	S	TWC	1	ALL	D-665-3	861024	
---------	-----	--	---	---	-----	---	-----	---------	--------	--

780

1989-91	2.3		U	S	TWC	1	ALL	D-665-3	861023	
1987-90	2.8		U	S	TWC	1	ALL	D-665-3	861024	

850

1994-95	2.3		U	S	TWC	1	ALL	D-665-3	861024	
1994-95	2.4		U	S	TWC	1	ALL	D-665-3	861024	
1995	2.4		U	S	TWC	1	ALL	D-665-17	630014	

940

1991-95	2.3		U	S	TWC	1	ALL	D-665-3	861016	
---------	-----	--	---	---	-----	---	-----	---------	--------	--

YUGO

CABRIO

1990-91	1.3		U	S	TWC	1	ALL	D-665-3	861022	
---------	-----	--	---	---	-----	---	-----	---------	--------	--

GV

1986-89	1.1		U	S	TWC	1	ALL	D-665-3	861009	
1990-92	1.3		U	S	TWC	1	ALL	D-665-3	861022	

GVL

1988-89	1.1		U	S	TWC	1	ALL	D-665-3	861009	
---------	-----	--	---	---	-----	---	-----	---------	--------	--

GVS

1988	1.1		U	S	TWC	1	ALL	D-665-3	861009	
------	-----	--	---	---	-----	---	-----	---------	--------	--

GVX

1987-89	1.3		U	S	TWC	1	ALL	D-665-3	861009	
---------	-----	--	---	---	-----	---	-----	---------	--------	--

OBDII APPLICATIONS INDEX**Make**

ACURA

AUDI

BMW

BUICK

CADILLAC

CHEVROLET

CHRYSLER

DODGE

EAGLE

FORD

GEO

GMC

HONDA

HUMMER

HYUNDAI

INFINITI

ISUZU

JAGUAR

JEEP

KIA

Make

LAND ROVER

LEXUS

LINCOLN

MAZDA

MERCEDES-BENZ

MERCURY

MITSUBISHI

NISSAN

OLDSMOBILE

PLYMOUTH

PONTIAC

SAAB

SATURN

SCION

SUBARU

SUZUKI

TOYOTA

VOLKSWAGEN

VOLVO

Year	Liters	Engine Family	Certification Std.	Comments	Executive Order	Location	Exhaust Type	Converter Type	# Converters	Drive Type	Universal #	Direct Fit #
------	--------	---------------	--------------------	----------	-----------------	----------	--------------	----------------	--------------	------------	-------------	--------------

ACURA

CL

2001	3.2	1HNXV03.2K5U	LEV1 LEV		D-665-17	U	S	TWC	1	ALL	630008	
2002	3.2	2HNXV03.2JYC	LEV1 LEV		D-665-17	U	S	TWC	1	ALL	630008	
2002	3.2	2HNXV03.2X21	LEV1 LEV		D-665-17	U	S	TWC	1	ALL	630008	
2003	3.2	3HNXV03.2AYC	LEV1 LEV		D-665-17	U	S	TWC	1	ALL	630008	
2003	3.2	3HNXV03.2CYC	LEV1 LEV		D-665-17	U	S	TWC	1	ALL	630008	

INTEGRA

1996	1.8	THN1.8VJGFEK	TIER1	EXC TYPE-R	D-665-17	U	S	TWC	1	ALL		630545
1996	1.8	THN1.8VJGFFK	TIER1	EXC TYPE-R	D-665-17	U	S	TWC	1	ALL		630545
1997	1.8	VHN1.8VJGKEK	TIER1	EXC TYPE-R	D-665-17	U	S	TWC	1	ALL		630545
1997	1.8	VHN1.8VJGKFK	TIER1	EXC TYPE-R	D-665-17	U	S	TWC	1	ALL		630545
1998	1.8	WHNXV01.8WA1	TIER1	EXC TYPE-R	D-665-17	U	S	TWC	1	ALL		630545
1998	1.8	WHNXV01.8XA1	TIER1	EXC TYPE-R	D-665-17	U	S	TWC	1	ALL		630545
1999	1.8	XHNXV01.8WA1	TIER1	EXC TYPE-R	D-665-17	U	S	TWC	1	ALL		630545
1999	1.8	XHNXV01.8XA1	TIER1	EXC TYPE-R	D-665-17	U	S	TWC	1	ALL		630545
2000	1.8	YHNXV01.8XA1	TIER1	EXC TYPE-R	D-665-17	U	S	TWC	1	ALL		630545
2000	1.8	YHNXV01.8XA2	TLEV	EXC TYPE-R	D-665-17	U	S	TWC	1	ALL		630545
2001	1.8	1HNXV01.843E	TLEV	EXC TYPE-R	D-665-17	U	S	TWC	1	ALL		630545
2001	1.8	1HNXV01.8512	TIER1	EXC TYPE-R	D-665-17	U	S	TWC	1	ALL		630545

NSX

1996	3.0	THN3.0VJGKEK	TIER1		D-665-17	UL	D	2TWC	2	ALL	630019	
1996	3.0	THN3.0VJGKEK	TIER1		D-665-17	UR	D	2TWC	2	ALL	630019	
1997	3.0	VHN3.0VJGKFK	TIER1		D-665-17	UL	D	2TWC	2	ALL	630019	
1997	3.0	VHN3.0VJGKFK	TIER1		D-665-17	UR	D	2TWC	2	ALL	630019	
1998	3.0	WHNXV03.0AA1	TIER1		D-665-17	UL	D	2TWC	2	ALL	630019	
1998	3.0	WHNXV03.0AA1	TIER1		D-665-17	UR	D	2TWC	2	ALL	630019	
1999	3.0	XHNXV03.0AA1	TIER1		D-665-17	UL	D	2TWC	2	ALL	630019	
1999	3.0	XHNXV03.0AA1	TIER1		D-665-17	UR	D	2TWC	2	ALL	630019	
2000	3.0	YHNXV03.2AA3	LEV1 LEV		D-665-17	UL	D	2TWC	2	ALL	630019	
2000	3.0	YHNXV03.2AA3	LEV1 LEV		D-665-17	UR	D	2TWC	2	ALL	630019	
2001	3.0	1HNXV03.215U	LEV1 LEV		D-665-17	UL	D	2TWC	2	ALL	630019	
2001	3.0	1HNXV03.215U	LEV1 LEV		D-665-17	UR	D	2TWC	2	ALL	630019	
2002	3.0	2HNXV03.2AYC	LEV1 LEV		D-665-17	UL	D	2TWC	2	ALL	630019	
2002	3.0	2HNXV03.2AYC	LEV1 LEV		D-665-17	UR	D	2TWC	2	ALL	630019	
2003	3.0	3HNXV03.2MYC	LEV1 LEV		D-665-17	UL	D	2TWC	2	ALL	630019	
2003	3.0	3HNXV03.2MYC	LEV1 LEV		D-665-17	UR	D	2TWC	2	ALL	630019	
2004	3.0	4HNXV03.2MJE	LEV1 LEV		D-665-17	UL	D	2TWC	2	ALL	630019	
2004	3.0	4HNXV03.2MJE	LEV1 LEV		D-665-17	UR	D	2TWC	2	ALL	630019	
2005	3.0	5HNXV03.2CJE	LEV1 LEV		D-665-17	UL	D	2TWC	2	ALL	630019	
2005	3.0	5HNXV03.2CJE	LEV1 LEV		D-665-17	UR	D	2TWC	2	ALL	630019	
1997	3.2	VHN3.2VJGKFK	TIER1		D-665-17	UL	D	2TWC	2	ALL	630019	
1997	3.2	VHN3.2VJGKFK	TIER1		D-665-17	UR	D	2TWC	2	ALL	630019	
1998	3.2	WHNXV03.2AA1	TIER1		D-665-17	UL	D	2TWC	2	ALL	630019	
1998	3.2	WHNXV03.2AA1	TIER1		D-665-17	UR	D	2TWC	2	ALL	630019	
1999	3.2	XHNXV03.2AA1	TIER1		D-665-17	UL	D	2TWC	2	ALL	630019	
1999	3.2	XHNXV03.2AA1	TIER1		D-665-17	UR	D	2TWC	2	ALL	630019	
2000	3.2	YHNXV03.2AA3	LEV1 LEV		D-665-17	UL	D	2TWC	2	ALL	630019	
2000	3.2	YHNXV03.2AA3	LEV1 LEV		D-665-17	UR	D	2TWC	2	ALL	630019	
2001	3.2	1HNXV03.215U	LEV1 LEV		D-665-17	UL	D	2TWC	2	ALL	630019	
2001	3.2	1HNXV03.215U	LEV1 LEV		D-665-17	UR	D	2TWC	2	ALL	630019	

OBDII

Year	Liters	Engine Family	Certification Std.	Comments	Executive Order	Location	Exhaust Type	Converter Type	# Converters	Drive Type	Universal #	Direct Fit #
------	--------	---------------	--------------------	----------	-----------------	----------	--------------	----------------	--------------	------------	-------------	--------------

ACURA

NSX (Continued)

2002	3.2	2HNXV03.2AYC	LEV1 LEV		D-665-17	UL D	2TWC	2 ALL	630019			
2002	3.2	2HNXV03.2AYC	LEV1 LEV		D-665-17	UR D	2TWC	2 ALL	630019			
2003	3.2	3HNXV03.2MYC	LEV1 LEV		D-665-17	UL D	2TWC	2 ALL	630019			
2003	3.2	3HNXV03.2MYC	LEV1 LEV		D-665-17	UR D	2TWC	2 ALL	630019			
2004	3.2	4HNXV03.2MJE	LEV1 LEV		D-665-17	UL D	2TWC	2 ALL	630019			
2004	3.2	4HNXV03.2MJE	LEV1 LEV		D-665-17	UR D	2TWC	2 ALL	630019			
2005	3.2	5HNXV03.2CJE	LEV1 LEV		D-665-17	UL D	2TWC	2 ALL	630019			
2005	3.2	5HNXV03.2CJE	LEV1 LEV		D-665-17	UR D	2TWC	2 ALL	630019			

RL

1996	3.5	THN3.5VJGKEK	TIER1		D-665-17	U S	TWC	1 ALL	630022			
1997	3.5	VHN3.5VJGKEK	TIER1		D-665-17	U S	TWC	1 ALL	630022			
1998	3.5	WHNXV03.5YA1	TIER1		D-665-17	U S	TWC	1 ALL	630022			
1999	3.5	XHNXV03.5YA1	TIER1		D-665-17	U S	TWC	1 ALL	630022			
2000	3.5	YHNXV03.5YA3	LEV1 LEV		D-665-17	U S	TWC	1 ALL	630022			
2001	3.5	1HNXV03.5A5U	LEV1 LEV		D-665-17	U S	TWC	1 ALL	630022			
2002	3.5	2HNXV03.5BYC	LEV1 LEV		D-665-17	U S	TWC	1 ALL	630022			
2003	3.5	3HNXV03.5NYC	LEV1 LEV		D-665-17	U S	TWC	1 ALL	630022			
2004	3.5	4HNXV03.5BJE	LEV1 LEV		D-665-17	U S	TWC	1 ALL	630022			

SLX

1996	3.2	TSZ3.22JGKEK	TIER1		D-665-18	U S	TWC	1 ALL	640012			
1996	3.2	TSZ3.22JGKFK	TIER1		D-665-18	U S	TWC	1 ALL	640012			
1997	3.2	VSZ3.22JGKFK	TIER1		D-665-18	U S	TWC	1 ALL	640012			
1997	3.2	VSZ3.22JGKEK	TIER1		D-665-18	UL D	2TWC	2 ALL	640011			
1997	3.2	VSZ3.22JGKEK	TIER1		D-665-18	UR D	2TWC	2 ALL	640011			
1998	3.5	WSZXT03.52GK	TLEV		D-665-18	UL D	2TWC	2 ALL	640011			
1998	3.5	WSZXT03.52GK	TLEV		D-665-18	UR D	2TWC	2 ALL	640011			
1999	3.5	XSZXT03.52GK	TLEV		D-665-18	UL D	2TWC	2 ALL	640011			
1999	3.5	XSZXT03.52GK	TLEV		D-665-18	UR D	2TWC	2 ALL	640011			

TL

2002	3.2	2HNXV03.2JYC	LEV1 LEV		D-665-17	U S	TWC	1 ALL	630008			
2002	3.2	2HNXV03.2X21	LEV1 LEV		D-665-17	U S	TWC	1 ALL	630008			
2003	3.2	3HNXV03.2AYC	LEV1 LEV		D-665-17	U S	TWC	1 ALL	630008			
2003	3.2	3HNXV03.2CYC	LEV1 LEV		D-665-17	U S	TWC	1 ALL	630008			

AUDI

A4

1997	1.8	VAD1.8VJGKEM	TLEV		D-665-17	U S	TWC	1 ALL	630002			
1998	1.8	WADXV01.8322	TLEV		D-665-17	U S	TWC	1 ALL	630002			
1999	1.8	XADXV01.8322	TLEV		D-665-17	U S	TWC	1 ALL	630002			
2000	1.8	YADXV01.8332	LEV1 LEV		D-665-17	U S	TWC	1 ALL	630002			
1996	2.8	TAD2.8V8GFFM	TIER1		D-665-17	UL D	2TWC	2 ALL	630001			
1996	2.8	TAD2.8V8GFFM	TIER1		D-665-17	UR D	2TWC	2 ALL	630001			
1997	2.8	VAD2.8V8GKFM	TIER1		D-665-17	UL D	2TWC	2 ALL	630001			
1997	2.8	VAD2.8V8GKFM	TIER1		D-665-17	UR D	2TWC	2 ALL	630001			
1998	2.8	WADXV02.8324	TLEV		D-665-17	UL D	2TWC	2 ALL	630001			
1998	2.8	WADXV02.8324	TLEV		D-665-17	UR D	2TWC	2 ALL	630001			
1999	2.8	XADXV02.8324	TLEV		D-665-17	UL D	2TWC	2 ALL	630001			
1999	2.8	XADXV02.8324	TLEV		D-665-17	UR D	2TWC	2 ALL	630001			

OBDII

Year	Liters	Engine Family	Certification Std.	Comments	Executive Order	Location	Exhaust Type	Converter Type	# Converters	Drive Type	Universal #	Direct Fit #
------	--------	---------------	--------------------	----------	-----------------	----------	--------------	----------------	--------------	------------	-------------	--------------

AUDI

A4 QUATTRO

1997	1.8	VAD1.8VJGKEM	TLEV		D-665-17	U	S	TWC	1	ALL	630002	
1998	1.8	WADXV01.8322	TLEV		D-665-17	U	S	TWC	1	ALL	630002	
1999	1.8	XADXV01.8322	TLEV		D-665-17	U	S	TWC	1	ALL	630002	
2000	1.8	YADXV01.8332	LEV1 LEV		D-665-17	U	S	TWC	1	ALL	630002	
1996	2.8	TAD2.8V8GFFM	TIER1		D-665-17	UL	D	2TWC	2	ALL	630015	
1996	2.8	TAD2.8V8GFFM	TIER1		D-665-17	UR	D	2TWC	2	ALL	630015	
1997	2.8	VAD2.8V8GKFM	TIER1		D-665-17	UL	D	2TWC	2	ALL	630015	
1997	2.8	VAD2.8V8GKFM	TIER1		D-665-17	UR	D	2TWC	2	ALL	630015	
1999	2.8	XADXV02.8324	TLEV		D-665-17	UL	D	2TWC	2	ALL	630015	630584
1999	2.8	XADXV02.8324	TLEV		D-665-17	UR	D	2TWC	2	ALL	630015	630585

A6

1996	2.8	TAD2.8V8G2EM	TLEV		D-665-17	UL	D	2TWC	2	ALL	630015	
1996	2.8	TAD2.8V8GFEM	TIER1		D-665-17	UL	D	2TWC	2	ALL	630015	
1996	2.8	TAD2.8V8G2EM	TLEV		D-665-17	UR	D	2TWC	2	ALL	630015	
1996	2.8	TAD2.8V8GFEM	TIER1		D-665-17	UR	D	2TWC	2	ALL	630015	
1997	2.8	VAD2.8V8G2EM	TLEV		D-665-17	UL	D	2TWC	2	ALL	630015	
1997	2.8	VAD2.8V8GKEM	TIER1		D-665-17	UL	D	2TWC	2	ALL	630015	
1997	2.8	VAD2.8V8G2EM	TLEV		D-665-17	UR	D	2TWC	2	ALL	630015	
1997	2.8	VAD2.8V8GKEM	TIER1		D-665-17	UR	D	2TWC	2	ALL	630015	
1998	2.8	WADXV02.8324	TLEV		D-665-17	UL	D	2TWC	2	AUTO-MATIC	630015	630584
1998	2.8	WADXV02.8324	TLEV		D-665-17	UR	D	2TWC	2	AUTO-MATIC	630015	630585
1999	2.8	XADXV02.8324	TLEV		D-665-17	UL	D	2TWC	2	AUTO-MATIC	630015	630584
1999	2.8	XADXV02.8324	TLEV		D-665-17	UR	D	2TWC	2	AUTO-MATIC	630015	630585

A6 QUATTRO

1996	2.8	TAD2.8V8G2EM	TLEV		D-665-17	UL	D	2TWC	2	ALL	630015	
1996	2.8	TAD2.8V8GFEM	TIER1		D-665-17	UL	D	2TWC	2	ALL	630015	
1996	2.8	TAD2.8V8G2EM	TLEV		D-665-17	UR	D	2TWC	2	ALL	630015	
1996	2.8	TAD2.8V8GFEM	TIER1		D-665-17	UR	D	2TWC	2	ALL	630015	
1997	2.8	VAD2.8V8G2EM	TLEV		D-665-17	UL	D	2TWC	2	ALL	630015	
1997	2.8	VAD2.8V8GKEM	TIER1		D-665-17	UL	D	2TWC	2	ALL	630015	
1997	2.8	VAD2.8V8G2EM	TLEV		D-665-17	UR	D	2TWC	2	ALL	630015	
1997	2.8	VAD2.8V8GKEM	TIER1		D-665-17	UR	D	2TWC	2	ALL	630015	
1998	2.8	WADXV02.8324	TLEV		D-665-17	UL	D	2TWC	2	AUTO-MATIC	630015	630584
1998	2.8	WADXV02.8327	TLEV		D-665-17	UL	D	2TWC	2	AUTO-MATIC	630015	630584
1998	2.8	WADXV02.8324	TLEV		D-665-17	UR	D	2TWC	2	AUTO-MATIC	630015	630585
1998	2.8	WADXV02.8327	TLEV		D-665-17	UR	D	2TWC	2	AUTO-MATIC	630015	630585
1999	2.8	XADXV02.8324	TLEV		D-665-17	UL	D	2TWC	2	AUTO-MATIC	630015	630584
1999	2.8	XADXV02.8324	TLEV		D-665-17	UR	D	2TWC	2	AUTO-MATIC	630015	630585
2005	3.2	5ADXV03.1364	LEV1 LEV		D-665-17	UL	D	2TWC	2	ALL	630015	
2005	3.2	5ADXV03.1364	LEV1 LEV		D-665-17	UR	D	2TWC	2	ALL	630015	
2000	4.2	YADXV04.2335	TLEV		D-665-17	UL	D	2TWC	2	ALL	630015	

OBDII

Year	Liters	Engine Family	Certification Std.	Comments	Executive Order	Location	Exhaust Type	Converter Type	# Converters	Drive Type	Universal #	Direct Fit #
------	--------	---------------	--------------------	----------	-----------------	----------	--------------	----------------	--------------	------------	-------------	--------------

AUDI

A6 QUATTRO (Continued)

2000	4.2	YADXV04.2335	TLEV		D-665-17	UR	D	2TWC	2	ALL	630015	
A8												
1997	3.7	VAD4.2VJGKEM	TIER1		D-665-17	UL	D	2TWC	2	ALL	630015	
1997	3.7	VAD4.2VJGKEM	TIER1		D-665-17	UR	D	2TWC	2	ALL	630015	
1998	3.7	WADXV04.2325	TIER1		D-665-17	UL	D	2TWC	2	ALL	630015	
1998	3.7	WADXV04.2325	TIER1		D-665-17	UR	D	2TWC	2	ALL	630015	
1999	3.7	XADXV04.2325	TIER1		D-665-17	UL	D	2TWC	2	ALL	630015	
1999	3.7	XADXV04.2325	TIER1		D-665-17	UR	D	2TWC	2	ALL	630015	

A8 QUATTRO

1997	4.2	VAD4.2VJGKEM	TIER1		D-665-17	UL	D	2TWC	2	ALL	630015	
1997	4.2	VAD4.2VJGKEM	TIER1		D-665-17	UR	D	2TWC	2	ALL	630015	
1998	4.2	WADXV04.2325	TIER1		D-665-17	UL	D	2TWC	2	ALL	630015	
1998	4.2	WADXV04.2325	TIER1		D-665-17	UR	D	2TWC	2	ALL	630015	
1999	4.2	XADXV04.2325	TIER1		D-665-17	UL	D	2TWC	2	ALL	630015	
1999	4.2	XADXV04.2325	TIER1		D-665-17	UR	D	2TWC	2	ALL	630015	
2000	4.2	YADXV04.2335	TIER1		D-665-17	UL	D	2TWC	2	ALL	630015	
2000	4.2	YADXV04.2335	TIER1		D-665-17	UR	D	2TWC	2	ALL	630015	
2004	4.2	4ADXV04.2345	LEV1 LEV		D-665-17	UL	D	2TWC	2	ALL	630015	
2004	4.2	4ADXV04.2345	LEV1 LEV		D-665-17	UR	D	2TWC	2	ALL	630015	
2005	4.2	5ADXV04.2345	LEV1 LEV		D-665-17	UL	D	2TWC	2	ALL	630015	
2005	4.2	5ADXV04.2345	LEV1 LEV		D-665-17	UR	D	2TWC	2	ALL	630015	

CABRIOLET

1996	2.8	TAD2.8V8GFGM	TIER1		D-665-17	UL	D	2TWC	2	ALL	630015	
1996	2.8	TAD2.8V8GFGM	TIER1		D-665-17	UR	D	2TWC	2	ALL	630015	
1997	2.8	VAD2.8V8GKGM	TIER1		D-665-17	UL	D	2TWC	2	ALL	630015	
1997	2.8	VAD2.8V8GKGM	TIER1		D-665-17	UR	D	2TWC	2	ALL	630015	

S6

2002	4.2	2ADXV04.2335	TLEV		D-665-17	UL	D	2TWC	2	ALL	630015	
2002	4.2	2ADXV04.2335	TLEV		D-665-17	UR	D	2TWC	2	ALL	630015	
2003	4.2	3ADXV04.2335	TLEV		D-665-17	UL	D	2TWC	2	ALL	630015	
2003	4.2	3ADXV04.2335	TLEV		D-665-17	UR	D	2TWC	2	ALL	630015	

S8

2001	4.2	1ADXV04.2335	TLEV		D-665-17	UL	D	2TWC	2	ALL	630015	
2001	4.2	1ADXV04.2335	TLEV		D-665-17	UR	D	2TWC	2	ALL	630015	
2002	4.2	2ADXV04.2335	TLEV		D-665-17	UL	D	2TWC	2	ALL	630015	
2002	4.2	2ADXV04.2335	TLEV		D-665-17	UR	D	2TWC	2	ALL	630015	
2003	4.2	3ADXV04.2335	TLEV		D-665-17	UL	D	2TWC	2	ALL	630015	
2003	4.2	3ADXV04.2335	TLEV		D-665-17	UR	D	2TWC	2	ALL	630015	

TT

2000	1.8	YADXV01.8336	TLEV		D-665-17	U	S	TWC	1	ALL	630002	630539
2001	1.8	1ADXV01.8336	TLEV		D-665-17	U	S	TWC	1	ALL		630539
2001	1.8	1ADXV01.8346	LEV1 LEV		D-665-17	U	S	TWC	1	ALL		630539
2001	1.8	1ADXV01.8336	TLEV		D-665-17	UL	S	TWC	1	ALL	630002	
2001	1.8	1ADXV01.8346	LEV1 LEV		D-665-17	UL	S	TWC	1	ALL	630007	
2001	1.8	1ADXV01.8336	TLEV		D-665-17	UR	S	TWC	1	ALL	630002	
2001	1.8	1ADXV01.8346	LEV1 LEV		D-665-17	UR	S	TWC	1	ALL	630007	
2002	1.8	2ADXV01.8336	TLEV		D-665-17	U	S	TWC	1	ALL		630539
2002	1.8	2ADXV01.8347	LEV1 LEV		D-665-17	U	S	TWC	1	ALL	630007	630539

OBDII

Year	Liters	Engine Family	Certification Std.	Comments	Executive Order	Location	Exhaust Type	Converter Type	# Converters	Drive Type	Universal #	Direct Fit #
------	--------	---------------	--------------------	----------	-----------------	----------	--------------	----------------	--------------	------------	-------------	--------------

AUDI

TT (Continued)

2002	1.8	2ADXV01.8336	TLEV		D-665-17	UL	S	TWC	1	ALL	630007	
2002	1.8	2ADXV01.8347	LEV1 LEV		D-665-17	UL	S	TWC	1	ALL	630007	
2002	1.8	2ADXV01.8336	TLEV		D-665-17	UR	S	TWC	1	ALL	630007	
2002	1.8	2ADXV01.8347	LEV1 LEV		D-665-17	UR	S	TWC	1	ALL	630007	
2003	1.8	3ADXV01.8346	LEV1 LEV		D-665-17	U	S	TWC	1	ALL		630539
2003	1.8	3ADXV01.8346	LEV1 LEV		D-665-17	UL	S	TWC	1	ALL	630007	
2003	1.8	3ADXV01.8346	LEV1 LEV		D-665-17	UR	S	TWC	1	ALL	630007	
2004	1.8	4ADXV01.8346	LEV1 LEV		D-665-17	U	S	TWC	1	ALL		630539
2004	1.8	4ADXV01.8346	LEV1 LEV		D-665-17	UL	S	TWC	1	ALL	630019	
2004	1.8	4ADXV01.8346	LEV1 LEV		D-665-17	UR	S	TWC	1	ALL	630019	
2005	1.8	5ADXV01.8346	LEV1 LEV		D-665-17	U	S	TWC	1	ALL		630539
2005	1.8	5ADXV01.8346	LEV1 LEV		D-665-17	UL	S	TWC	1	ALL	630019	
2005	1.8	5ADXV01.8346	LEV1 LEV		D-665-17	UR	S	TWC	1	ALL	630019	

TT QUATTRO

2001	1.8	1ADXV01.8347	LEV1 LEV		D-665-17	U	S	TWC	1	ALL	630007	
2002	1.8	2ADXV01.8336	TLEV		D-665-17	U	S	TWC	1	ALL	630007	
2003	1.8	3ADXV01.8346	LEV1 LEV		D-665-17	U	S	TWC	1	ALL	630007	
2004	1.8	4ADXV01.8346	LEV1 LEV		D-665-17	U	S	TWC	1	ALL	630019	
2005	1.8	5ADXV01.8346	LEV1 LEV		D-665-17	U	S	TWC	1	ALL	630019	
2004	3.2	4VWXV03.2220	LEV1 LEV		D-665-17	UL	D	2TWC	2	ALL	630015	
2004	3.2	4VWXV03.2220	LEV1 LEV		D-665-17	UR	D	2TWC	2	ALL	630015	
2005	3.2	5VWXV03.2220	LEV1 LEV		D-665-17	UL	D	2TWC	2	ALL	630015	
2005	3.2	5VWXV03.2220	LEV1 LEV		D-665-17	UR	D	2TWC	2	ALL	630015	

BMW

318I

1996	1.9	TBM1.9VJGKEK	TIER1		D-665-17	U	S	TWC	1	ALL	630013	
1997	1.9	VBM1.9VJGFEK	TIER1		D-665-17	U	S	TWC	1	ALL	630013	
1997	1.9	VBM1.9VJGKFK	TLEV		D-665-17	U	S	TWC	1	ALL	630013	
1998	1.9	WBMXV01.9M44	TLEV		D-665-17	U	S	TWC	1	ALL	630013	

318IS

1996	1.9	TBM1.9VJGKEK	TIER1		D-665-17	U	S	TWC	1	ALL	630013	
1997	1.9	VBM1.9VJGKFK	TLEV		D-665-17	U	S	TWC	1	ALL	630013	

318TI

1996	1.9	TBM1.9VJGKEK	TIER1		D-665-17	U	S	TWC	1	ALL	630013	
1997	1.9	VBM1.9VJGKFK	TLEV		D-665-17	U	S	TWC	1	ALL	630013	
1998	1.9	WBMXV01.9M44	TLEV		D-665-17	U	S	TWC	1	ALL	630013	
1999	1.9	XBMXV01.9M44	TLEV		D-665-17	U	S	TWC	1	ALL	630013	

323I

1998	2.5	WBMXV02.8Z35	TLEV		D-665-17	U	S	TWC	1	ALL	630013	630559
1999	2.5	XBMXV02.5M52	TLEV		D-665-17	R	S	TWC	1	ALL	630013	

323IS

1998	2.5	WBMXV02.8Z35	TLEV		D-665-17	U	S	TWC	1	ALL	630013	630559
1999	2.5	XBMXV02.5M52	TLEV		D-665-17	U	S	TWC	1	ALL	630013	630559

328I

1996	2.8	TBM2.8VJGKEK	TLEV		D-665-17	UL	D	2TWC	2	ALL	630012	630568
1996	2.8	TBM2.8VJGKEK	TLEV		D-665-17	UR	D	2TWC	2	ALL	630012	
1997	2.8	VBM2.8VJGKEK	TLEV		D-665-17	U	S	2TWC	2	ALL		630568
1997	2.8	VBM2.8VJGKEK	TLEV		D-665-17	UL	S	2TWC	2	ALL	630024	

OBDII

Year	Liters	Engine Family	Certification Std.	Comments	Executive Order	Location	Exhaust Type	Converter Type	# Converters	Drive Type	Universal #	Direct Fit #
------	--------	---------------	--------------------	----------	-----------------	----------	--------------	----------------	--------------	------------	-------------	--------------

BMW

328i (Continued)

1997	2.8	VBM2.8VJGKEK	TLEV		D-665-17	UR	S	2TWC	2	ALL	630024	
1998	2.8	WBMXV02.8M52	TLEV		D-665-17	U	D	2TWC	2	ALL		630568
1998	2.8	WBMXV02.8M52	TLEV		D-665-17	UL	D	2TWC	2	ALL	630012	
1998	2.8	WBMXV02.8M52	TLEV		D-665-17	UR	D	2TWC	2	ALL	630012	
1999	2.8	XBMXV02.8M52	TLEV		D-665-17	UL	D	2TWC	2	ALL	630012	
1999	2.8	XBMXV02.8M52	TLEV		D-665-17	UR	D	2TWC	2	ALL	630012	

328iS

1996	2.8	TBM2.8VJGKEK	TLEV		D-665-17	UL	D	2TWC	2	ALL	630012	630568
1996	2.8	TBM2.8VJGKEK	TLEV		D-665-17	UR	D	2TWC	2	ALL	630012	
1997	2.8	VBM2.8VJGKEK	TLEV		D-665-17	U	S	2TWC	2	ALL		630568
1997	2.8	VBM2.8VJGKEK	TLEV		D-665-17	UL	S	2TWC	2	ALL	630024	
1997	2.8	VBM2.8VJGKEK	TLEV		D-665-17	UR	S	2TWC	2	ALL	630024	
1998	2.8	WBMXV02.8M52	TLEV		D-665-17	U	D	2TWC	2	ALL		630568
1998	2.8	WBMXV02.8M52	TLEV		D-665-17	UL	D	2TWC	2	ALL	630012	
1998	2.8	WBMXV02.8M52	TLEV		D-665-17	UR	D	2TWC	2	ALL	630012	
1999	2.8	XBMXV02.8M52	TLEV		D-665-17	UL	D	2TWC	2	ALL	630012	

528i

1997	2.8	VBM2.8VJGKEK	TLEV		D-665-17	UL	D	2TWC	2	ALL	630013	
1997	2.8	VBM2.8VJGKEK	TLEV		D-665-17	UR	D	2TWC	2	ALL	630013	
1998	2.8	WBMXV02.8M52	TLEV		D-665-17	UL	D	2TWC	2	ALL	630013	
1998	2.8	WBMXV02.8M52	TLEV		D-665-17	UR	D	2TWC	2	ALL	630013	

540i

1997	4.4	VBM4.4VJGKEK	TLEV		D-665-17	UL	D	2TWC	2	ALL	630013	
1997	4.4	VBM4.4VJGKEK	TLEV		D-665-17	UR	D	2TWC	2	ALL	630013	
1998	4.4	WBMXV04.4M62	TLEV		D-665-17	UL	D	2TWC	2	ALL	630013	
1998	4.4	WBMXV04.4M62	TLEV		D-665-17	UR	D	2TWC	2	ALL	630013	

740i

1997	4.4	VBM4.4VJGKEK	TLEV		D-665-17	UL	D	2TWC	2	ALL	630013	
1997	4.4	VBM4.4VJGKEK	TLEV		D-665-17	UR	D	2TWC	2	ALL	630013	
1998	4.4	WBMXV04.4M62	TLEV		D-665-17	UL	D	2TWC	2	ALL	630013	
1998	4.4	WBMXV04.4M62	TLEV		D-665-17	UR	D	2TWC	2	ALL	630013	

740iL

1996	4.4	TBM4.4VJGFEK	TIER1		D-665-17	UL	D	2TWC	2	ALL	630013	
1996	4.4	TBM4.4VJGFEK	TIER1		D-665-17	UR	D	2TWC	2	ALL	630013	
1997	4.4	VBM4.4VJGKEK	TLEV		D-665-17	UL	D	2TWC	2	ALL	630013	
1997	4.4	VBM4.4VJGKEK	TLEV		D-665-17	UR	D	2TWC	2	ALL	630013	
1998	4.4	WBMXV04.4M62	TLEV		D-665-17	UL	D	2TWC	2	ALL	630013	
1998	4.4	WBMXV04.4M62	TLEV		D-665-17	UR	D	2TWC	2	ALL	630013	

750iL

1996	5.4	TBM5.4V8GFEK	TIER1		D-665-17	UL	D	2TWC	2	ALL	630013	
1996	5.4	TBM5.4V8GFEK	TIER1		D-665-17	UR	D	2TWC	2	ALL	630013	
1997	5.4	VBM5.4V8GFEK	TLEV		D-665-17	UL	D	2TWC	2	ALL	630013	
1997	5.4	VBM5.4V8GFEK	TLEV		D-665-17	UR	D	2TWC	2	ALL	630013	
1998	5.4	WBMXV05.4M73	TIER1		D-665-17	UL	D	2TWC	2	ALL	630013	
1998	5.4	WBMXV05.4M73	TIER1		D-665-17	UR	D	2TWC	2	ALL	630013	

840Ci

1996	4.4	TBM4.4VJGFEK	TIER1		D-665-17	UL	D	2TWC	2	ALL	630013	
1996	4.4	TBM4.4VJGFEK	TIER1		D-665-17	UR	D	2TWC	2	ALL	630013	

Year	Liters	Engine Family	Certification Std.	Comments	Executive Order	Location	Exhaust Type	Converter Type	# Converters	Drive Type	Universal #	Direct Fit #
------	--------	---------------	--------------------	----------	-----------------	----------	--------------	----------------	--------------	------------	-------------	--------------

BMW

840CI (Continued)

1997	4.4	VBM4.4VJGKEK	TLEV		D-665-17	UL	D	2TWC	2	ALL	630013	
1997	4.4	VBM4.4VJGKEK	TLEV		D-665-17	UR	D	2TWC	2	ALL	630013	

850CI

1996	5.4	TBM5.4V8GFEK	TIER1		D-665-17	UL	D	2TWC	2	ALL	630013	
1996	5.4	TBM5.4V8GFEK	TIER1		D-665-17	UR	D	2TWC	2	ALL	630013	
1997	5.4	VBM5.4V8GFEK	TLEV		D-665-17	UL	D	2TWC	2	ALL	630013	
1997	5.4	VBM5.4V8GFEK	TLEV		D-665-17	UR	D	2TWC	2	ALL	630013	

M3

1997	3.2	VBM2.8VJGKEK	TLEV		D-665-17	UL	S	2TWC	2	ALL	630024	
1997	3.2	VBM2.8VJGKEK	TLEV		D-665-17	UR	S	2TWC	2	ALL	630024	
1999	3.2	XBMXV02.8M52	TLEV		D-665-17	U	D	2TWC	2	ALL		630568
1999	3.2	XBMXV02.8M52	TLEV		D-665-17	UL	D	2TWC	2	ALL	630012	
1999	3.2	XBMXV02.8M52	TLEV		D-665-17	UR	D	2TWC	2	ALL	630012	

M5

2000	5.0	YBMXV04.9S62	TLEV		D-665-17	UL	D	2TWC	2	ALL	630013	
2000	5.0	YBMXV04.9S62	TLEV		D-665-17	UR	D	2TWC	2	ALL	630013	
2001	5.0	1BMXV04.9S62	TLEV		D-665-17	UL	D	2TWC	2	ALL	630013	
2001	5.0	1BMXV04.9S62	TLEV		D-665-17	UR	D	2TWC	2	ALL	630013	
2002	5.0	2BMXV04.9S62	TLEV		D-665-17	UL	D	2TWC	2	ALL	630013	
2002	5.0	2BMXV04.9S62	TLEV		D-665-17	UR	D	2TWC	2	ALL	630013	
2003	5.0	3BMXV04.9S62	TLEV		D-665-17	UL	D	2TWC	2	ALL	630013	
2003	5.0	3BMXV04.9S62	TLEV		D-665-17	UR	D	2TWC	2	ALL	630013	

X3

2004	2.5	4BMXT03.0E83	LEV1 LEV		D-665-18	UL	D	2TWC	2	ALL	640014	
2004	2.5	4BMXT03.0E83	LEV1 LEV		D-665-18	UR	D	2TWC	2	ALL	640014	
2005	2.5	5BMXT03.0E83	LEV1 LEV		D-665-18	UL	D	2TWC	2	ALL	640014	
2005	2.5	5BMXT03.0E83	LEV1 LEV		D-665-18	UR	D	2TWC	2	ALL	640014	
2006	2.5	6BMXT03.0E83	LEV1 LEV		D-665-18	UL	D	2TWC	2	ALL	640014	
2006	2.5	6BMXT03.0E83	LEV1 LEV		D-665-18	UR	D	2TWC	2	ALL	640014	
2004	3.0	4BMXT03.0E83	LEV1 LEV		D-665-18	UL	D	2TWC	2	ALL	640014	
2004	3.0	4BMXT03.0E83	LEV1 LEV		D-665-18	UR	D	2TWC	2	ALL	640014	
2005	3.0	5BMXT03.0E83	LEV1 LEV		D-665-18	UL	D	2TWC	2	ALL	640014	
2005	3.0	5BMXT03.0E83	LEV1 LEV		D-665-18	UR	D	2TWC	2	ALL	640014	
2006	3.0	6BMXT03.0E83	LEV1 LEV		D-665-18	UL	D	2TWC	2	ALL	640014	
2006	3.0	6BMXT03.0E83	LEV1 LEV		D-665-18	UR	D	2TWC	2	ALL	640014	

X5

2000	4.4	YBMXT04.453M	LEV1 LEV		D-665-18	UL	D	2TWC	2	ALL	640014	
2000	4.4	YBMXT04.4E53	LEV1 LEV		D-665-18	UL	D	2TWC	2	ALL	640014	
2000	4.4	YBMXT04.453M	LEV1 LEV		D-665-18	UR	D	2TWC	2	ALL	640014	
2000	4.4	YBMXT04.4E53	LEV1 LEV		D-665-18	UR	D	2TWC	2	ALL	640014	
2001	4.4	1BMXT04.4E53	LEV1 LEV		D-665-18	UL	D	2TWC	2	ALL	640014	
2001	4.4	1BMXT04.4E53	LEV1 LEV		D-665-18	UR	D	2TWC	2	ALL	640014	
2002	4.4	2BMXT04.6XHP	LEV1 LEV		D-665-18	UL	D	2TWC	2	ALL	640014	
2002	4.4	2BMXT04.6XHP	LEV1 LEV		D-665-18	UR	D	2TWC	2	ALL	640014	
2003	4.4	3BMXT04.4E53	LEV1 LEV		D-665-18	UL	D	2TWC	2	ALL	640014	
2003	4.4	3BMXT04.4E53	LEV1 LEV		D-665-18	UR	D	2TWC	2	ALL	640014	
2004	4.4	4BMXT04.4N62	LEV1 LEV		D-665-18	UL	D	2TWC	2	ALL	640014	
2004	4.4	4BMXT04.4N62	LEV1 LEV		D-665-18	UR	D	2TWC	2	ALL	640014	

Year	Liters	Engine Family	Certification Std.	Comments	Executive Order	Location	Exhaust Type	Converter Type	# Converters	Drive Type	Universal #	Direct Fit #
------	--------	---------------	--------------------	----------	-----------------	----------	--------------	----------------	--------------	------------	-------------	--------------

**BMW
X5 (Continued)**

2005	4.4	5BMXT04.8N62	LEV1 LEV		D-665-18	UL D	2TWC	2 ALL		640014		
2005	4.4	5BMXT04.8N62	LEV1 LEV		D-665-18	UR D	2TWC	2 ALL		640014		
2006	4.4	6BMXT04.8N62	LEV1 LEV		D-665-18	UL D	2TWC	2 ALL		640014		
2006	4.4	6BMXT04.8N62	LEV1 LEV		D-665-18	UR D	2TWC	2 ALL		640014		
2002	4.6	2BMXT04.6XHP	LEV1 LEV		D-665-18	UL D	2TWC	2 ALL		640014		
2002	4.6	2BMXT04.6XHP	LEV1 LEV		D-665-18	UR D	2TWC	2 ALL		640014		
2003	4.6	3BMXT04.6XHP	LEV1 LEV		D-665-18	UL D	2TWC	2 ALL		640014		
2003	4.6	3BMXT04.6XHP	LEV1 LEV		D-665-18	UR D	2TWC	2 ALL		640014		
2004	4.8	4BMXT04.4N62	LEV1 LEV		D-665-18	UL D	2TWC	2 ALL		640014		
2004	4.8	4BMXT04.4N62	LEV1 LEV		D-665-18	UR D	2TWC	2 ALL		640014		
2005	4.8	5BMXT04.8N62	LEV1 LEV		D-665-18	UL D	2TWC	2 ALL		640014		
2005	4.8	5BMXT04.8N62	LEV1 LEV		D-665-18	UR D	2TWC	2 ALL		640014		
2006	4.8	6BMXT04.8N62	LEV1 LEV		D-665-18	UL D	2TWC	2 ALL		640014		
2006	4.8	6BMXT04.8N62	LEV1 LEV		D-665-18	UR D	2TWC	2 ALL		640014		

Z3

1996	1.9	TBM1.9VJGKEK	TIER1		D-665-17	U S	TWC	1 ALL		630013		
1997	1.9	VBM1.9VJGKFK	TLEV		D-665-17	U S	TWC	1 ALL		630013		
1998	1.9	WBMXV01.9M44	TLEV		D-665-17	U S	TWC	1 ALL		630013		
1997	2.8	VBM2.8VJGKFK	TLEV		D-665-17	U S	TWC	1 ALL		630013		
1998	2.8	WBMXV02.8Z35	TLEV		D-665-17	U S	TWC	1 ALL		630013		
1999	3.2	XBMXV02.8M52	TLEV		D-665-17	UL D	2TWC	2 ALL		630012		
1999	3.2	XBMXV02.8M52	TLEV		D-665-17	UR D	2TWC	2 ALL		630012		
2000	3.2	YBMXV03.2S52	TLEV		D-665-17	UL D	2TWC	2 ALL		630012		
2000	3.2	YBMXV03.2S52	TLEV		D-665-17	UR D	2TWC	2 ALL		630012		

Z8

2000	5.0	YBMXV04.9S62	TLEV		D-665-17	UL D	2TWC	2 ALL		630013		
2000	5.0	YBMXV04.9S62	TLEV		D-665-17	UR D	2TWC	2 ALL		630013		
2001	5.0	1BMXV04.9S62	TLEV		D-665-17	UL D	2TWC	2 ALL		630013		
2001	5.0	1BMXV04.9S62	TLEV		D-665-17	UR D	2TWC	2 ALL		630013		
2002	5.0	2BMXV04.9S62	TLEV		D-665-17	UL D	2TWC	2 ALL		630013		
2002	5.0	2BMXV04.9S62	TLEV		D-665-17	UR D	2TWC	2 ALL		630013		
2003	5.0	3BMXV04.9S62	TLEV		D-665-17	UL D	2TWC	2 ALL		630013		
2003	5.0	3BMXV04.9S62	TLEV		D-665-17	UR D	2TWC	2 ALL		630013		

**BUICK
CENTURY**

1996	2.2	TGM2.2V8GKEK	TIER1		D-665-12	U S	TWC	1 ALL		850612	850668	
1996	3.1	TGM3.1V8GFKEK	TIER1		D-665-17	U S	TWC	1 ALL		630001	630601	
1997	3.1	VGM3.1V8G1EK	TIER1		D-665-17	U S	TWC	1 ALL		630002	630626	
1998	3.1	WGMXV03.1042	TLEV		D-665-12	U S	TWC	1 ALL		850618	850662	
1998	3.1	WGMXV03.1043	TIER1		D-665-17	U S	TWC	1 ALL		630002	630626	
1998	3.1	WGMXV03.1044	TLEV		D-665-17	U S	TWC	1 ALL		630002	630626	
1999	3.1	XGMXV03.4042	TLEV		D-665-12	U S	TWC	1 ALL		850618	850662	
2000	3.1	YGMXV03.8043	LEV1 LEV		D-665-12	U S	TWC	1 ALL		850618	850662	
2001	3.1	1GMXV03.8043	LEV1 LEV		D-665-12	U S	TWC	1 ALL		850618	850662	
2002	3.1	2GMXV03.8043	LEV1 LEV		D-665-12	U S	TWC	1 ALL		850618	850662	
2003	3.1	3GMXV03.8043	LEV1 LEV		D-665-17	U S	TWC	1 ALL		630003	630626	
1996	3.8	TGM3.8V8G2EK	TLEV		D-665-12	U S	TWC	1 ALL		850612	850669	
1997	3.8	VGM3.8V8G2EK	TLEV		D-665-1	U S	TWC	1 ALL		850202		

OBDII

Year	Liters	Engine Family	Certification Std.	Comments	Executive Order	Location	Exhaust Type	Converter Type	# Converters	Drive Type	Universal #	Direct Fit #
------	--------	---------------	--------------------	----------	-----------------	----------	--------------	----------------	--------------	------------	-------------	--------------

BUICK

LESABRE

1996	3.8	TGM3.8V8GKEK	TIER1		D-665-17	U	S	TWC	1	ALL	630003	630629
1997	3.8	VGM3.8V8G2EK	TLEV		D-665-17	U	S	TWC	1	ALL	630003	
1998	3.8	WGMXV03.8048	TLEV		D-665-12	U	S	TWC	1	ALL	850619	850659
1999	3.8	XGMXV03.8048	TLEV		D-665-12	U	S	TWC	1	ALL	850619	850659
1999	3.8	XGMXV03.8049	LEV1 LEV		D-665-12	U	S	TWC	1	ALL	850619	850659
2000	3.8	YGMXV03.8043	LEV1 LEV		D-665-17	U	S	TWC	1	ALL	630003	

PARK AVENUE

1996	3.8	TGM3.8V8GFFK	TIER1		D-665-17	U	S	TWC	1	ALL	630003	630629
1996	3.8	TGM3.8V8GKEK	TIER1		D-665-17	U	S	TWC	1	ALL	630003	630629
1997	3.8	VGM3.8V8G1FK	TIER1		D-665-17	U	S	TWC	1	ALL	630003	630635
1997	3.8	VGM3.8V8G2EK	TLEV		D-665-12	U	S	TWC	1	ALL	850619	850659
1998	3.8	WGMXV03.8048	TLEV		D-665-17	U	S	TWC	1	ALL	630003	630635
1998	3.8	WGMXV03.8051	TIER1		D-665-17	U	S	TWC	1	ALL	630003	630635
1999	3.8	XGMXV03.8048	TLEV		D-665-12	U	S	TWC	1	ALL	850619	850659
1999	3.8	XGMXV03.8049	LEV1 LEV		D-665-12	U	S	TWC	1	ALL	850619	850659
1999	3.8	XGMXV03.8053	LEV1 LEV		D-665-12	U	S	TWC	1	ALL	850619	850659
2000	3.8	YGMXV03.8043	LEV1 LEV		D-665-12	U	S	TWC	1	ALL	850619	850659
2000	3.8	YGMXV03.8045	LEV1 LEV		D-665-17	U	S	TWC	1	ALL	630003	
2001	3.8	1GMXV03.8043	LEV1 LEV		D-665-12	U	S	TWC	1	ALL	850619	850659
2002	3.8	2GMXV03.8043	LEV1 LEV		D-665-12	U	S	TWC	1	ALL	850619	850659

REGAL

1996	3.1	TGM3.1V8GFEK	TIER1		D-665-17	U	S	TWC	1	ALL	630001	630608
1996	3.8	TGM3.8V8G2EK	TLEV		D-665-1	U	S	TWC	1	ALL	850209	
1996	3.8	TGM3.8V8GKEK	TIER1		D-665-17	U	S	TWC	1	ALL	630003	630615
1997	3.8	VGM3.8V8G1FK	TIER1		D-665-17	U	S	TWC	1	ALL	630003	630625
1997	3.8	VGM3.8V8G2EK	TLEV		D-665-12	U	S	TWC	1	ALL	850612	850652
1998	3.8	WGMXV03.8048	TLEV		D-665-12	U	S	TWC	1	ALL	850619	850663
1998	3.8	WGMXV03.8051	TIER1		D-665-17	U	S	TWC	1	ALL	630003	630625
1999	3.8	XGMXV03.8048	TLEV		D-665-17	U	S	TWC	1	ALL	630003	630625
1999	3.8	XGMXV03.8049	LEV1 LEV		D-665-12	U	S	TWC	1	ALL	850619	850663
1999	3.8	XGMXV03.8053	LEV1 LEV		D-665-12	U	S	TWC	1	ALL	850619	850663
2000	3.8	YGMXV03.8043	LEV1 LEV		D-665-12	U	S	TWC	1	ALL	850619	850663
2000	3.8	YGMXV03.8045	LEV1 LEV		D-665-17	U	S	TWC	1	ALL	630003	630625
2001	3.8	1GMXV03.8043	LEV1 LEV		D-665-12	U	S	TWC	1	ALL	850619	850663
2002	3.8	2GMXV03.8043	LEV1 LEV		D-665-12	U	S	TWC	1	ALL	850619	850663

RENDEZVOUS

2003	3.4	3GMXT03.4141	LEV1 LEV		D-665-18	U	S	TWC	1	ALL	640003	640562
------	-----	--------------	----------	--	----------	---	---	-----	---	-----	--------	--------

RIVIERA

1996	3.8	TGM3.8V8G2EK	TLEV		D-665-12	U	S	TWC	1	ALL	850619	850670
1996	3.8	TGM3.8V8GFFK	TIER1		D-665-17	U	S	TWC	1	ALL	630003	630616
1996	3.8	TGM3.8V8GKEK	TIER1		D-665-17	U	S	TWC	1	ALL	630003	630616
1997	3.8	VGM3.8V8G1FK	TIER1		D-665-17	U	S	TWC	1	ALL	630003	
1997	3.8	VGM3.8V8G2EK	TLEV		D-665-12	U	S	TWC	1	ALL	850619	850659
1998	3.8	WGMXV03.8051	TIER1		D-665-17	U	S	TWC	1	ALL	630003	
1999	3.8	XGMXV03.8053	LEV1 LEV		D-665-12	U	S	TWC	1	ALL	850619	850659

ROADMASTER

1996	5.7	TGM5.7V8GFEK	TIER1		D-665-17	UL	D	2TWC	2	ALL	630016	630595
1996	5.7	TGM5.7V8GFEK	TIER1		D-665-17	UR	D	2TWC	2	ALL	630016	630594

Year	Liters	Engine Family	Certification Std.	Comments	Executive Order	Location	Exhaust Type	Converter Type	# Converters	Drive Type	Universal #	Direct Fit #
------	--------	---------------	--------------------	----------	-----------------	----------	--------------	----------------	--------------	------------	-------------	--------------

BUICK

SKYLARK

1996	2.4	TGM2.4VJG2EK	TLEV		D-665-1	U	S	TWC	1	ALL	850207	850254
1996	2.4	TGM2.4VJGKEK	TIER1		D-665-17	U	S	TWC	1	ALL	630002	630607
1997	2.4	VGM2.4VJG2EK	TLEV		D-665-1	U	S	TWC	1	ALL	850207	850254
1998	2.4	WGMXV02.4026	TLEV		D-665-1	U	S	TWC	1	ALL	850207	850254
1996	3.1	TGM3.1V8GF EK	TIER1		D-665-17	U	S	TWC	1	ALL	630001	630611
1997	3.1	VGM3.1V8G1EK	TIER1		D-665-17	U	S	TWC	1	ALL	630001	630610
1998	3.1	WGMXV03.1042	TIER1		D-665-1	U	S	TWC	1	ALL	850207	850253

CADILLAC

CATERA

1997	3.0	VGM3.0VJGF EK	TIER1		D-665-17	UL	D	2TWC	2	ALL	630015	
1997	3.0	VGM3.0VJGF EK	TIER1		D-665-17	UR	D	2TWC	2	ALL	630015	
1998	3.0	WGMXV03.0061	TIER1		D-665-17	UL	D	2TWC	2	ALL	630015	
1998	3.0	WGMXV03.0061	TIER1		D-665-17	UR	D	2TWC	2	ALL	630015	
1999	3.0	XGMXV03.0061	LEV1 LEV		D-665-17	UL	D	2TWC	2	ALL	630015	
1999	3.0	XGMXV03.0061	LEV1 LEV		D-665-17	UR	D	2TWC	2	ALL	630015	
2000	3.0	YGMXV03.0061	LEV1 LEV		D-665-17	UL	D	2TWC	2	ALL	630015	
2000	3.0	YGMXV03.0061	LEV1 LEV		D-665-17	UR	D	2TWC	2	ALL	630015	

COMMERCIAL CHASSIS

1996	5.7	TGM5.7V8GF EK	TIER1		D-665-17	UL	D	2TWC	2	ALL	630016	
1996	5.7	TGM5.7V8GF EK	TIER1		D-665-17	UR	D	2TWC	2	ALL	630016	

CTS

2003	3.2	3GMXV03.2061	LEV1 LEV		D-665-17	UL	D	2TWC	2	ALL	630016	
2003	3.2	3GMXV03.2061	LEV1 LEV		D-665-17	UR	D	2TWC	2	ALL	630016	

DEVILLE

1996	4.6	TGM4.6VJGF EL	TIER1		D-665-17	U	S	TWC	1	ALL	630004	630609
1997	4.6	VGM4.6VJG1EK	TIER1		D-665-17	U	S	TWC	1	ALL	630004	630609
1998	4.6	WGMXV04.6066	TIER1		D-665-17	U	S	TWC	1	ALL	630004	630609
1999	4.6	XGMXV04.6068	TIER1		D-665-17	U	S	TWC	1	ALL	630004	630609
2000	4.6	YGMXV04.6065	TIER1		D-665-17	U	S	TWC	1	ALL	630004	630642
2000	4.6	YGMXV04.6066	LEV1 LEV		D-665-17	U	S	TWC	1	ALL	630004	630642
2001	4.6	1GMXV04.6065	LEV1 LEV		D-665-17	U	S	TWC	1	ALL	630004	630642
2002	4.6	2GMXV04.6065	LEV1 LEV		D-665-17	U	S	TWC	1	ALL	630004	
2003	4.6	3GMXV04.6065	LEV1 LEV		D-665-17	U	S	TWC	1	ALL	630004	

ELDORADO

1996	4.6	TGM4.6VJGF EL	TIER1		D-665-17	U	S	TWC	1	ALL	630004	630609
1997	4.6	VGM4.6VJG1EK	TIER1		D-665-17	U	S	TWC	1	ALL	630004	630609
1998	4.6	WGMXV04.6066	TIER1		D-665-17	U	S	TWC	1	ALL	630004	630609
1999	4.6	XGMXV04.6068	TIER1		D-665-17	U	S	TWC	1	ALL	630004	630609
2000	4.6	YGMXV04.6065	TIER1		D-665-17	U	S	TWC	1	ALL	630004	
2001	4.6	1GMXV04.6065	LEV1 LEV		D-665-17	U	S	TWC	1	ALL	630004	
2002	4.6	2GMXV04.6065	LEV1 LEV		D-665-17	U	S	TWC	1	ALL	630004	

ESCALADE

1999	5.7	XGMXA05.7185	LEV1 LEV		D-665-18	U	D	2TWC	2	ALL		640542
1999	5.7	XGMXA05.7186	LEV1 LEV		D-665-18	U	D	2TWC	2	ALL		640542
1999	5.7	XGMXA05.7187	TIER1		D-665-18	U	D	2TWC	2	ALL		640542
1999	5.7	XGMXA05.7185	LEV1 LEV		D-665-18	UL	D	2TWC	2	ALL	640001	
1999	5.7	XGMXA05.7186	LEV1 LEV		D-665-18	UL	D	2TWC	2	ALL	640001	
1999	5.7	XGMXA05.7187	TIER1		D-665-18	UL	D	2TWC	2	ALL	640001	

Year	Liters	Engine Family	Certification Std.	Comments	Executive Order	Location	Exhaust Type	Converter Type	# Converters	Drive Type	Universal #	Direct Fit #
------	--------	---------------	--------------------	----------	-----------------	----------	--------------	----------------	--------------	------------	-------------	--------------

CADILLAC

ESCALADE (Continued)

1999	5.7	XGMXA05.7185	LEV1 LEV		D-665-18	UR	D	2TWC	2	ALL	640001	
1999	5.7	XGMXA05.7186	LEV1 LEV		D-665-18	UR	D	2TWC	2	ALL	640001	
1999	5.7	XGMXA05.7187	TIER1		D-665-18	UR	D	2TWC	2	ALL	640001	
2000	5.7	YGMXA05.7185	LEV1 LEV		D-665-18	U	D	2TWC	2	ALL		640542
2000	5.7	YGMXA05.7194	LEV1 LEV		D-665-18	U	D	2TWC	2	ALL		640542
2000	5.7	YGMXT05.7189	TIER1		D-665-18	U	D	2TWC	2	ALL	640004	640542
2000	5.7	YGMXT05.7189	TIER1		D-665-7	U	S	TWC	1	ALL	865004	
2000	5.7	YGMXA05.7185	LEV1 LEV		D-665-18	UL	D	2TWC	2	ALL	640001	
2000	5.7	YGMXA05.7194	LEV1 LEV		D-665-18	UL	D	2TWC	2	ALL	640001	
2000	5.7	YGMXA05.7185	LEV1 LEV		D-665-18	UR	D	2TWC	2	ALL	640001	
2000	5.7	YGMXA05.7194	LEV1 LEV		D-665-18	UR	D	2TWC	2	ALL	640001	
2002	6.0	2GMXA06.0194	LEV1 LEV		D-665-18	UL	D	2TWC	2	ALL	640003	640569
2002	6.0	2GMXA06.0194	LEV1 LEV		D-665-18	UR	D	2TWC	2	ALL	640003	640570
2003	6.0	3GMXT06.0187	LEV1 LEV		D-665-18	UL	D	2TWC	2	ALL	640003	
2003	6.0	3GMXT06.0187	LEV1 LEV		D-665-18	UR	D	2TWC	2	ALL	640003	

FLEETWOOD

1996	5.7	TGM5.7V8GFEK	TIER1		D-665-17	UL	D	2TWC	2	ALL	630016	
1996	5.7	TGM5.7V8GFEK	TIER1		D-665-17	UR	D	2TWC	2	ALL	630016	

SEVILLE

1996	4.6	TGM4.6VJGFEL	TIER1		D-665-17	U	S	TWC	1	ALL	630004	630609
1997	4.6	VGM4.6VJG1EK	TIER1		D-665-17	U	S	TWC	1	ALL	630004	630609
1998	4.6	WGMXV04.6066	TIER1		D-665-17	U	S	TWC	1	ALL	630004	630609
1999	4.6	XGMXV04.6068	TIER1		D-665-17	U	S	TWC	1	ALL	630004	630609
2000	4.6	YGMXV04.6065	TIER1		D-665-17	U	S	TWC	1	ALL	630004	
2000	4.6	YGMXV04.6066	LEV1 LEV		D-665-17	U	S	TWC	1	ALL	630004	
2001	4.6	1GMXV04.6065	LEV1 LEV		D-665-17	U	S	TWC	1	ALL	630004	
2002	4.6	2GMXV04.6065	LEV1 LEV		D-665-17	U	S	TWC	1	ALL	630004	
2003	4.6	3GMXV04.6065	LEV1 LEV		D-665-17	U	S	TWC	1	ALL	630004	

STS

2005	4.6	5GMXV04.6067	LEV1 LEV		D-665-17	U	D	2TWC	2	AWD		630715
2005	4.6	5GMXV04.6067	LEV1 LEV		D-665-17	UL	D	2TWC	2	ALL	630016	
2005	4.6	5GMXV04.6067	LEV1 LEV		D-665-17	UR	D	2TWC	2	ALL	630016	
2006	4.6	6GMXV04.6067	LEV1 LEV		D-665-17	U	D	2TWC	2	ALL		630715

XLR

2004	4.6	4GMXV04.6067	LEV1 LEV		D-665-17	UL	D	2TWC	2	ALL	630016	
2004	4.6	4GMXV04.6067	LEV1 LEV		D-665-17	UR	D	2TWC	2	ALL	630016	
2005	4.6	5GMXV04.6067	LEV1 LEV		D-665-17	UL	D	2TWC	2	ALL	630016	
2005	4.6	5GMXV04.6067	LEV1 LEV		D-665-17	UR	D	2TWC	2	ALL	630016	

CHEVROLET

ASTRO

1996	4.3	TGM4.32PGKEL	TLEV		D-665-18	U	S	TWC	1	ALL	640004	640548
1996	4.3	TGM4.35PGFEK	TIER1		D-665-18	U	S	TWC	1	ALL	640004	640548
1997	4.3	VGM4.32PG2EK	TLEV		D-665-18	U	S	TWC	1	ALL	640004	640548
1997	4.3	VGM4.3HPG3EK	LEV1 LEV		D-665-18	U	S	TWC	1	ALL	640004	640548
1998	4.3	WGMXA04.3188	LEV1 LEV		D-665-18	U	S	TWC	1	ALL	640004	640548
1998	4.3	WGMXT04.3187	TLEV		D-665-18	U	S	TWC	1	ALL	640004	640548
1999	4.3	XGMXA04.3188	LEV1 LEV		D-665-18	U	S	TWC	1	ALL	640004	640548
1999	4.3	XGMXT04.3187	TLEV		D-665-18	U	S	TWC	1	ALL	640004	640548

OBDII

Year	Liters	Engine Family	Certification Std.	Comments	Executive Order	Location	Exhaust Type	Converter Type	# Converters	Drive Type	Universal #	Direct Fit #
------	--------	---------------	--------------------	----------	-----------------	----------	--------------	----------------	--------------	------------	-------------	--------------

CHEVROLET

ASTRO (Continued)

2000	4.3	YGMXT04.3188	LEV1 LEV		D-665-20	F S	WU-TWC,TWC	2 ALL	650002			
2000	4.3	YGMXT04.3188	LEV1 LEV		D-665-20	R S	WU-TWC,TWC	2 ALL	651003			
2000	4.3	YGMXT04.3188	LEV1 LEV		D-665-20	U S	WU-TWC,TWC	2 ALL			651584	
2001	4.3	1GMXT04.3187	LEV1 LEV		D-665-20	F S	WU-TWC,TWC	2 ALL	650002			
2001	4.3	1GMXT04.3187	LEV1 LEV		D-665-20	R S	WU-TWC,TWC	2 ALL	651003			
2001	4.3	1GMXT04.3187	LEV1 LEV		D-665-20	U S	WU-TWC,TWC	2 ALL			651584	
2002	4.3	2GMXT04.3188	LEV1 LEV		D-665-20	F S	WU-TWC,TWC	2 ALL	650002			
2002	4.3	2GMXT04.3188	LEV1 LEV		D-665-20	R S	WU-TWC,TWC	2 ALL	651003			
2002	4.3	2GMXT04.3188	LEV1 LEV		D-665-20	U S	WU-TWC,TWC	2 ALL			651584	
2004	4.3	4GMXT04.3181	LEV1 LEV		D-665-20	F S	WU-TWC,TWC	2 ALL	650002			
2004	4.3	4GMXT04.3181	LEV1 LEV		D-665-20	R S	WU-TWC,TWC	2 ALL	651003			
2004	4.3	4GMXT04.3181	LEV1 LEV		D-665-20	U S	WU-TWC,TWC	2 ALL			651584	
2005	4.3	5GMXT04.3181	LEV1 LEV		D-665-20	F S	WU-TWC,TWC	2 ALL	650002			
2005	4.3	5GMXT04.3181	LEV1 LEV		D-665-20	R S	WU-TWC,TWC	2 ALL	651003			
2005	4.3	5GMXT04.3181	LEV1 LEV		D-665-20	U S	WU-TWC,TWC	2 ALL			651584	

AVALANCHE 2500

2002	8.1	2GMXA08.1201	LEV1 LEV		D-665-20	FL D	2WU-TWC,2TWC	4 2WD	650035			
2002	8.1	2GMXA08.1201	LEV1 LEV		D-665-20	FR D	2WU-TWC,2TWC	4 2WD	650035			
2002	8.1	2GMXA08.1201	LEV1 LEV		D-665-20	RL D	2WU-TWC,2TWC	4 4WD	651036			
2002	8.1	2GMXA08.1201	LEV1 LEV		D-665-20	RR D	2WU-TWC,2TWC	4 4WD	651036			
2002	8.1	2GMXA08.1201	LEV1 LEV		D-665-20	U D	2WU-TWC,2TWC	4 2WD			651676	
2002	8.1	2GMXA08.1201	LEV1 LEV		D-665-20	UL D	2WU-TWC,2TWC	4 4WD			651600	
2002	8.1	2GMXA08.1201	LEV1 LEV		D-665-20	UR D	2WU-TWC,2TWC	4 4WD			651639	
2003	8.1	3GMXA08.1201	LEV1 LEV		D-665-20	FL D	2WU-TWC,2TWC	4 2WD	650035			
2003	8.1	3GMXA08.1201	LEV1 LEV		D-665-20	FR D	2WU-TWC,2TWC	4 2WD	650035			
2003	8.1	3GMXA08.1201	LEV1 LEV		D-665-20	RL D	2WU-TWC,2TWC	4 2WD	651036			
2003	8.1	3GMXA08.1201	LEV1 LEV		D-665-20	RR D	2WU-TWC,2TWC	4 2WD	651036			
2003	8.1	3GMXA08.1201	LEV1 LEV		D-665-20	UL D	2WU-TWC,2TWC	4 2WD			651600	
2003	8.1	3GMXA08.1201	LEV1 LEV		D-665-20	UR D	2WU-TWC,2TWC	4 2WD			651639	
2004	8.1	4GMXT08.1201	LEV1 LEV		D-665-20	FL D	2WU-TWC,2TWC	4 2WD	650035			
2004	8.1	4GMXT08.1201	LEV1 LEV		D-665-20	FR D	2WU-TWC,2TWC	4 2WD	650035			
2004	8.1	4GMXT08.1201	LEV1 LEV		D-665-20	RL D	2WU-TWC,2TWC	4 4WD	651036			
2004	8.1	4GMXT08.1201	LEV1 LEV		D-665-20	RR D	2WU-TWC,2TWC	4 4WD	651036			
2004	8.1	4GMXT08.1201	LEV1 LEV		D-665-20	UL D	2WU-TWC,2TWC	4 4WD			651626	
2004	8.1	4GMXT08.1201	LEV1 LEV		D-665-20	UR D	2WU-TWC,2TWC	4 4WD			651634	
2005	8.1	5GMXT08.1201	LEV1 LEV		D-665-20	FL D	2WU-TWC,2TWC	4 2WD	650035			
2005	8.1	5GMXT08.1201	LEV1 LEV		D-665-20	FR D	2WU-TWC,2TWC	4 2WD	650035			
2005	8.1	5GMXT08.1201	LEV1 LEV		D-665-20	RL D	2WU-TWC,2TWC	4 4WD	651036			
2005	8.1	5GMXT08.1201	LEV1 LEV		D-665-20	RR D	2WU-TWC,2TWC	4 4WD	651036			
2005	8.1	5GMXT08.1201	LEV1 LEV		D-665-20	UL D	2WU-TWC,2TWC	4 4WD			651626	
2005	8.1	5GMXT08.1201	LEV1 LEV		D-665-20	UR D	2WU-TWC,2TWC	4 4WD			651634	
2006	8.1	6GMXT08.1201	LEV1 LEV		D-665-18	UL D	2TWC	2 ALL	640013			
2006	8.1	6GMXT08.1201	LEV1 LEV		D-665-18	UR D	2TWC	2 ALL	640013			

BERETTA

1996	2.2	TGM2.2V8G2EK	TLEV		D-665-12	U S	TWC	1 ALL	850612		850656	
1996	2.2	TGM2.2V8GKEK	TIER1		D-665-12	U S	TWC	1 ALL	850612		850656	
1996	3.1	TGM3.1V8GFEK	TIER1		D-665-17	U S	TWC	1 ALL	630001		630611	

OBDII

Year	Liters	Engine Family	Certification Std.	Comments	Executive Order	Location	Exhaust Type	Converter Type	# Converters	Drive Type	Universal #	Direct Fit #
------	--------	---------------	--------------------	----------	-----------------	----------	--------------	----------------	--------------	------------	-------------	--------------

CHEVROLET

BLAZER

1996	4.3	TGM4.31PGFEK	TIER1		D-665-17	U	S	TWC	1	ALL	630003	
1996	4.3	TGM4.32PGKEK	TIER1		D-665-18	U	S	TWC	1	ALL	640003	640541
1997	4.3	VGM4.32PG1EK	TIER1		D-665-18	U	S	TWC	1	ALL	640003	640541
1998	4.3	WGMXT04.3185	TLEV		D-665-20	F	S	WU-TWC,TWC	2	ALL	650010	
1998	4.3	WGMXT04.3185	TLEV		D-665-20	R	S	WU-TWC,TWC	2	ALL	651009	651582
1998	4.3	WGMXT04.3184	TIER1		D-665-18	U	S	TWC	1	ALL	640003	640541
1999	4.3	XGMXT04.3184	TLEV		D-665-20	F	S	WU-TWC,TWC	2	ALL	650010	
1999	4.3	XGMXT04.3185	LEV1 LEV		D-665-20	F	S	WU-TWC,TWC	2	ALL	650010	
1999	4.3	XGMXT04.3184	TLEV		D-665-20	R	S	WU-TWC,TWC	2	ALL	651009	651582
1999	4.3	XGMXT04.3185	LEV1 LEV		D-665-20	R	S	WU-TWC,TWC	2	ALL	651009	651582
2000	4.3	YGMXT04.3188	LEV1 LEV		D-665-20	F	S	WU-TWC,TWC	2	ALL	650035	
2000	4.3	YGMXT04.3188	LEV1 LEV		D-665-20	R	S	WU-TWC,TWC	2	ALL	651036	
2000	4.3	YGMXT04.3188	LEV1 LEV		D-665-20	U	S	WU-TWC,TWC	2	4WD		651588
2001	4.3	1GMXT04.3187	LEV1 LEV		D-665-20	F	S	WU-TWC,TWC	2	4WD	650022	
2001	4.3	1GMXT04.3187	LEV1 LEV		D-665-20	R	S	WU-TWC,TWC	2	4WD	651005	
2001	4.3	1GMXT04.3187	LEV1 LEV		D-665-20	U	S	WU-TWC,TWC	2	4WD		651588
2002	4.3	2GMXT04.3187	LEV1 LEV		D-665-20	F	S	WU-TWC,TWC	2	4WD	650022	
2002	4.3	2GMXT04.3187	LEV1 LEV		D-665-20	R	S	WU-TWC,TWC	2	4WD	651005	
2002	4.3	2GMXT04.3187	LEV1 LEV		D-665-20	U	S	WU-TWC,TWC	2	4WD		651588

C1500

1996	4.3	TGM4.35PGFEK	TIER1		D-665-18	U	S	TWC	1	ALL	640004	640547
1996	4.3	TGM4.38PGBEK	TIER1		D-665-18	U	S	TWC	1	ALL	640004	640547
1997	4.3	VGM4.3HPG1EK	TIER1		D-665-18	U	S	TWC	1	ALL	640004	640547
1998	4.3	WGMXA04.3190	TIER1		D-665-18	U	S	TWC	1	ALL	640004	640547
1996	5.0	TGM5.0HPG1EK	TIER1		D-665-18	U	S	TWC	1	2WD	640004	640547
1996	5.0	TGM5.0JPG1EK	TIER1		D-665-18	U	S	TWC	1	2WD	640004	640547
1997	5.0	VGM5.0HPG1EK	TIER1		D-665-18	U	S	TWC	1	2WD	640004	640547
1997	5.0	VGM5.0JPG1EK	TIER1		D-665-18	U	S	TWC	1	2WD	640004	640547
1998	5.0	WGMXA05.0182	TIER1		D-665-18	U	S	TWC	1	ALL	640004	640547
1998	5.0	WGMXA05.0184	TIER1		D-665-18	U	S	TWC	1	ALL	640004	640547
1999	5.0	XGMXA05.0182	TIER1		D-665-18	U	S	TWC	1	ALL	640004	865520
1999	5.0	XGMXA05.0184	TIER1		D-665-18	U	S	TWC	1	ALL	640004	
1996	5.7	TGM5.75PGFEK	TIER1	w/ DUAL CONVERTERS IN Y-PIPE	D-665-18	U	D	2TWC	2	ALL		640542
1996	5.7	TGM5.76PGFEK	TIER1	w/ DUAL CONVERTERS IN Y-PIPE	D-665-18	U	D	2TWC	2	ALL		640542
1996	5.7	TGM5.7JPG1EK	TIER1	w/ DUAL CONVERTERS IN Y-PIPE	D-665-18	U	D	2TWC	2	ALL		640542
1996	5.7	TGM5.75PGFEK	TIER1		D-665-18	UL	D	2TWC	2	ALL	640001	
1996	5.7	TGM5.76PGFEK	TIER1		D-665-18	UL	D	2TWC	2	ALL	640001	
1996	5.7	TGM5.7JPG1EK	TIER1		D-665-18	UL	D	2TWC	2	ALL	640001	
1996	5.7	TGM5.75PGFEK	TIER1		D-665-18	UR	D	2TWC	2	ALL	640001	
1996	5.7	TGM5.76PGFEK	TIER1		D-665-18	UR	D	2TWC	2	ALL	640001	
1996	5.7	TGM5.7JPG1EK	TIER1		D-665-18	UR	D	2TWC	2	ALL	640001	
1997	5.7	VGM5.7HPG1EK	TIER1	w/ DUAL CONVERTERS IN Y-PIPE	D-665-18	U	D	2TWC	2	ALL		640542
1997	5.7	VGM5.7HPG1EK	TIER1		D-665-18	UL	D	2TWC	2	ALL	640001	
1997	5.7	VGM5.7HPG1EK	TIER1		D-665-18	UR	D	2TWC	2	ALL	640001	
1998	5.7	WGMXA05.7182	TIER1	w/ DUAL CONVERTERS IN Y-PIPE	D-665-18	U	D	2TWC	2	ALL		640542

Year	Liters	Engine Family	Certification Std.	Comments	Executive Order	Location	Exhaust Type	Converter Type	# Converters	Drive Type	Universal #	Direct Fit #
------	--------	---------------	--------------------	----------	-----------------	----------	--------------	----------------	--------------	------------	-------------	--------------

**CHEVROLET
C1500 (Continued)**

1998	5.7	WGMXA05.7184	TIER1	w/ DUAL CONVERTERS IN Y-PIPE	D-665-18	U	D	2TWC	2	ALL		640542
1998	5.7	WGMXA05.7187	TIER1	w/ DUAL CONVERTERS IN Y-PIPE	D-665-18	U	D	2TWC	2	ALL		640542
1998	5.7	WGMXA05.7182	TIER1		D-665-18	UL	D	2TWC	2	ALL	640001	
1998	5.7	WGMXA05.7184	TIER1		D-665-18	UL	D	2TWC	2	ALL	640001	
1998	5.7	WGMXA05.7187	TIER1		D-665-18	UL	D	2TWC	2	ALL	640001	
1998	5.7	WGMXA05.7182	TIER1		D-665-18	UR	D	2TWC	2	ALL	640001	
1998	5.7	WGMXA05.7184	TIER1		D-665-18	UR	D	2TWC	2	ALL	640001	
1998	5.7	WGMXA05.7187	TIER1		D-665-18	UR	D	2TWC	2	ALL	640001	
1999	5.7	XGMXA05.7182	TIER1	w/ DUAL CONVERTERS IN Y-PIPE	D-665-18	U	D	2TWC	2	ALL		640542
1999	5.7	XGMXA05.7182	TIER1		D-665-18	UL	D	2TWC	2	ALL	640001	
1999	5.7	XGMXA05.7182	TIER1		D-665-18	UR	D	2TWC	2	ALL	640001	

C1500 SUBURBAN

1996	5.7	TGM5.75PGFEK	TIER1	w/ DUAL CONVERTERS IN Y-PIPE	D-665-18	U	D	2TWC	2	ALL		640542
1996	5.7	TGM5.76PGFEK	TIER1	w/ DUAL CONVERTERS IN Y-PIPE	D-665-18	U	D	2TWC	2	ALL		640542
1996	5.7	TGM5.75PGFEK	TIER1		D-665-18	UL	D	2TWC	2	ALL	640001	
1996	5.7	TGM5.76PGFEK	TIER1		D-665-18	UL	D	2TWC	2	ALL	640001	
1996	5.7	TGM5.75PGFEK	TIER1		D-665-18	UR	D	2TWC	2	ALL	640001	
1996	5.7	TGM5.76PGFEK	TIER1		D-665-18	UR	D	2TWC	2	ALL	640001	
1997	5.7	VGM5.7HPG1EK	TIER1	w/ DUAL CONVERTERS IN Y-PIPE	D-665-18	U	D	2TWC	2	ALL		640542
1997	5.7	VGM5.7JPG1EK	TIER1	w/ DUAL CONVERTERS IN Y-PIPE	D-665-18	U	D	2TWC	2	ALL		640542
1997	5.7	VGM5.7JPG1GK	TIER1	w/ DUAL CONVERTERS IN Y-PIPE	D-665-18	U	D	2TWC	2	ALL		640542
1997	5.7	VGM5.7HPG1EK	TIER1		D-665-18	UL	D	2TWC	2	ALL	640001	
1997	5.7	VGM5.7JPG1EK	TIER1		D-665-18	UL	D	2TWC	2	ALL	640001	
1997	5.7	VGM5.7JPG1GK	TIER1		D-665-18	UL	D	2TWC	2	ALL	640001	
1997	5.7	VGM5.7HPG1EK	TIER1		D-665-18	UR	D	2TWC	2	ALL	640001	
1997	5.7	VGM5.7JPG1EK	TIER1		D-665-18	UR	D	2TWC	2	ALL	640001	
1997	5.7	VGM5.7JPG1GK	TIER1		D-665-18	UR	D	2TWC	2	ALL	640001	
1998	5.7	WGMXA05.7185	LEV1 LEV	w/ DUAL CONVERTERS IN Y-PIPE	D-665-18	U	D	2TWC	2	ALL		640542
1998	5.7	WGMXA05.7186	LEV1 LEV	w/ DUAL CONVERTERS IN Y-PIPE	D-665-18	U	D	2TWC	2	ALL		640542
1998	5.7	WGMXA05.7185	LEV1 LEV		D-665-18	UL	D	2TWC	2	ALL	640001	
1998	5.7	WGMXA05.7186	LEV1 LEV		D-665-18	UL	D	2TWC	2	ALL	640001	
1998	5.7	WGMXA05.7185	LEV1 LEV		D-665-18	UR	D	2TWC	2	ALL	640001	
1998	5.7	WGMXA05.7186	LEV1 LEV		D-665-18	UR	D	2TWC	2	ALL	640001	
1999	5.7	XGMXA05.7185	LEV1 LEV	w/ DUAL CONVERTERS IN Y-PIPE	D-665-18	U	D	2TWC	2	ALL		640542
1999	5.7	XGMXA05.7186	LEV1 LEV	w/ DUAL CONVERTERS IN Y-PIPE	D-665-18	U	D	2TWC	2	ALL		640542
1999	5.7	XGMXA05.7187	TIER1	w/ DUAL CONVERTERS IN Y-PIPE	D-665-18	U	D	2TWC	2	ALL		640542
1999	5.7	XGMXA05.7185	LEV1 LEV		D-665-18	UL	D	2TWC	2	ALL	640001	
1999	5.7	XGMXA05.7186	LEV1 LEV		D-665-18	UL	D	2TWC	2	ALL	640001	
1999	5.7	XGMXA05.7187	TIER1		D-665-18	UL	D	2TWC	2	ALL	640001	

OBDII

Year	Liters	Engine Family	Certification Std.	Comments	Executive Order	Location	Exhaust Type	Converter Type	# Converters	Drive Type	Universal #	Direct Fit #
------	--------	---------------	--------------------	----------	-----------------	----------	--------------	----------------	--------------	------------	-------------	--------------

CHEVROLET

C1500 SUBURBAN (Continued)

1999	5.7	XGMXA05.7185	LEV1 LEV		D-665-18	UR	D	2TWC	2 ALL		640001	
1999	5.7	XGMXA05.7186	LEV1 LEV		D-665-18	UR	D	2TWC	2 ALL		640001	
1999	5.7	XGMXA05.7187	TIER1		D-665-18	UR	D	2TWC	2 ALL		640001	

C2500

1996	5.0	TGM5.0HPG1EK	TIER1		D-665-18	U	S	TWC	1 2WD		640004	640547
1996	5.0	TGM5.0JPG1EK	TIER1		D-665-18	U	S	TWC	1 2WD		640004	640547
1997	5.0	VGM5.0HPG1EK	TIER1		D-665-18	U	S	TWC	1 2WD		640004	640547
1997	5.0	VGM5.0JPG1EK	TIER1		D-665-18	U	S	TWC	1 2WD		640004	640547
1998	5.0	WGMXA05.0182	TIER1		D-665-18	U	S	TWC	1 ALL		640004	640547
1998	5.0	WGMXA05.0184	TIER1		D-665-18	U	S	TWC	1 ALL		640004	640547
1996	5.7	TGM5.75PGFEK	TIER1	w/ DUAL CONVERTERS IN Y-PIPE	D-665-18	U	D	2TWC	2 ALL			640542
1996	5.7	TGM5.76PGFEK	TIER1	w/ DUAL CONVERTERS IN Y-PIPE	D-665-18	U	D	2TWC	2 ALL			640542
1996	5.7	TGM5.7JPG1EK	TIER1	w/ DUAL CONVERTERS IN Y-PIPE	D-665-18	U	D	2TWC	2 ALL			640542
1996	5.7	TGM5.75PGFEK	TIER1		D-665-18	UL	D	2TWC	2 ALL		640001	
1996	5.7	TGM5.76PGFEK	TIER1		D-665-18	UL	D	2TWC	2 ALL		640001	
1996	5.7	TGM5.7JPG1EK	TIER1		D-665-18	UL	D	2TWC	2 ALL		640001	
1996	5.7	TGM5.76PGFEK	TIER1		D-665-18	UR	D	2TWC	2 ALL		640001	
1996	5.7	TGM5.7JPG1EK	TIER1		D-665-18	UR	D	2TWC	2 ALL		640001	
1997	5.7	VGM5.7HPG1EK	TIER1	w/ DUAL CONVERTERS IN Y-PIPE	D-665-18	U	D	2TWC	2 ALL			640542
1997	5.7	VGM5.7JPG1EK	TIER1	w/ DUAL CONVERTERS IN Y-PIPE	D-665-18	U	D	2TWC	2 ALL			640542
1997	5.7	VGM5.7JPG1GK	TIER1	w/ DUAL CONVERTERS IN Y-PIPE	D-665-18	U	D	2TWC	2 ALL			640542
1997	5.7	VGM5.7HPG1EK	TIER1		D-665-18	UL	D	2TWC	2 ALL		640001	
1997	5.7	VGM5.7JPG1EK	TIER1		D-665-18	UL	D	2TWC	2 ALL		640001	
1997	5.7	VGM5.7JPG1GK	TIER1		D-665-18	UL	D	2TWC	2 ALL		640001	
1997	5.7	VGM5.7HPG1EK	TIER1		D-665-18	UR	D	2TWC	2 ALL		640001	
1997	5.7	VGM5.7JPG1EK	TIER1		D-665-18	UR	D	2TWC	2 ALL		640001	
1997	5.7	VGM5.7JPG1GK	TIER1		D-665-18	UR	D	2TWC	2 ALL		640001	
1998	5.7	WGMXA05.7182	TIER1	w/ DUAL CONVERTERS IN Y-PIPE	D-665-18	U	D	2TWC	2 ALL			640542
1998	5.7	WGMXA05.7184	TIER1	w/ DUAL CONVERTERS IN Y-PIPE	D-665-18	U	D	2TWC	2 ALL			640542
1998	5.7	WGMXA05.7187	TIER1	w/ DUAL CONVERTERS IN Y-PIPE	D-665-18	U	D	2TWC	2 ALL			640542
1998	5.7	WGMXA05.7182	TIER1		D-665-18	UL	D	2TWC	2 ALL		640001	
1998	5.7	WGMXA05.7184	TIER1		D-665-18	UL	D	2TWC	2 ALL		640001	
1998	5.7	WGMXA05.7187	TIER1		D-665-18	UL	D	2TWC	2 ALL		640001	
1998	5.7	WGMXA05.7182	TIER1		D-665-18	UR	D	2TWC	2 ALL		640001	
1998	5.7	WGMXA05.7184	TIER1		D-665-18	UR	D	2TWC	2 ALL		640001	
1998	5.7	WGMXA05.7187	TIER1		D-665-18	UR	D	2TWC	2 ALL		640001	
1999	5.7	XGMXA05.7182	TIER1	w/ DUAL CONVERTERS IN Y-PIPE	D-665-18	U	D	2TWC	2 ALL			640542
1999	5.7	XGMXA05.7187	TIER1	w/ DUAL CONVERTERS IN Y-PIPE	D-665-18	U	D	2TWC	2 ALL			640542
1999	5.7	XGMXA05.7182	TIER1		D-665-18	UL	D	2TWC	2 ALL		640001	
1999	5.7	XGMXA05.7187	TIER1		D-665-18	UL	D	2TWC	2 ALL		640001	

OBDII

Year	Liters	Engine Family	Certification Std.	Comments	Executive Order	Location	Exhaust Type	Converter Type	# Converters	Drive Type	Universal #	Direct Fit #
------	--------	---------------	--------------------	----------	-----------------	----------	--------------	----------------	--------------	------------	-------------	--------------

CHEVROLET

C2500 (Continued)

1999	5.7	XGMXA05.7182	TIER1		D-665-18	UR	D	2TWC	2	ALL	640001	
1999	5.7	XGMXA05.7187	TIER1		D-665-18	UR	D	2TWC	2	ALL	640001	
2000	5.7	YGMXA05.7191	TIER1	w/ DUAL CONVERTERS IN Y-PIPE	D-665-18	U	D	2TWC	2	ALL		640542
2000	5.7	YGMXA05.7194	LEV1 LEV	w/ DUAL CONVERTERS IN Y-PIPE	D-665-18	U	D	2TWC	2	ALL		640542
2000	5.7	YGMXA05.7191	TIER1		D-665-18	UL	D	2TWC	2	ALL	640001	
2000	5.7	YGMXA05.7194	LEV1 LEV		D-665-18	UL	D	2TWC	2	ALL	640001	
2000	5.7	YGMXA05.7191	TIER1		D-665-18	UR	D	2TWC	2	ALL	640001	
2000	5.7	YGMXA05.7194	LEV1 LEV		D-665-18	UR	D	2TWC	2	ALL	640001	
1996	7.4	TGM7.4J8G1EK	TIER1		D-665-18	UL	D	2TWC	2	ALL	640003	
1996	7.4	TGM7.4J8G1EK	TIER1		D-665-18	UR	D	2TWC	2	ALL	640003	
1997	7.4	VGM7.4J8G1EK	TIER1		D-665-18	UL	D	2TWC	2	ALL	640003	
1997	7.4	VGM7.4J8G1EK	TIER1		D-665-18	UR	D	2TWC	2	ALL	640003	
1998	7.4	WGMXA07.4201	TIER1		D-665-18	UL	D	2TWC	2	ALL	640003	640578
1998	7.4	WGMXA07.4201	TIER1		D-665-18	UR	D	2TWC	2	ALL	640003	640579
1999	7.4	XGMXA07.4201	TIER1		D-665-18	UL	D	2TWC	2	ALL	640003	640578
1999	7.4	XGMXA07.4201	TIER1		D-665-18	UR	D	2TWC	2	ALL	640003	640579
2000	7.4	YGMXA07.4201	TIER1		D-665-18	UL	D	2TWC	2	ALL	640003	640578
2000	7.4	YGMXA07.4201	TIER1		D-665-18	UR	D	2TWC	2	ALL	640003	640579

C2500 SUBURBAN

1996	5.7	TGM5.75PGFEK	TIER1	w/ DUAL CONVERTERS IN Y-PIPE	D-665-18	U	D	2TWC	2	ALL		640542
1996	5.7	TGM5.76PGFEK	TIER1	w/ DUAL CONVERTERS IN Y-PIPE	D-665-18	U	D	2TWC	2	ALL		640542
1996	5.7	TGM5.7JPG1EK	TIER1	w/ DUAL CONVERTERS IN Y-PIPE	D-665-18	U	D	2TWC	2	ALL		640542
1996	5.7	TGM5.75PGFEK	TIER1		D-665-18	UL	D	2TWC	2	ALL	640001	
1996	5.7	TGM5.76PGFEK	TIER1		D-665-18	UL	D	2TWC	2	ALL	640001	
1996	5.7	TGM5.7JPG1EK	TIER1		D-665-18	UL	D	2TWC	2	ALL	640001	
1996	5.7	TGM5.75PGFEK	TIER1		D-665-18	UR	D	2TWC	2	ALL	640001	
1996	5.7	TGM5.76PGFEK	TIER1		D-665-18	UR	D	2TWC	2	ALL	640001	
1996	5.7	TGM5.7JPG1EK	TIER1		D-665-18	UR	D	2TWC	2	ALL	640001	
1997	5.7	VGM5.7HPG1EK	TIER1	w/ DUAL CONVERTERS IN Y-PIPE	D-665-18	U	D	2TWC	2	ALL		640542
1997	5.7	VGM5.7JPG1EK	TIER1	w/ DUAL CONVERTERS IN Y-PIPE	D-665-18	U	D	2TWC	2	ALL		640542
1997	5.7	VGM5.7JPG1GK	TIER1	w/ DUAL CONVERTERS IN Y-PIPE	D-665-18	U	D	2TWC	2	ALL		640542
1997	5.7	VGM5.7HPG1EK	TIER1		D-665-18	UL	D	2TWC	2	ALL	640001	
1997	5.7	VGM5.7JPG1EK	TIER1		D-665-18	UL	D	2TWC	2	ALL	640001	
1997	5.7	VGM5.7JPG1GK	TIER1		D-665-18	UL	D	2TWC	2	ALL	640001	
1997	5.7	VGM5.7HPG1EK	TIER1		D-665-18	UR	D	2TWC	2	ALL	640001	
1997	5.7	VGM5.7JPG1EK	TIER1		D-665-18	UR	D	2TWC	2	ALL	640001	
1997	5.7	VGM5.7JPG1GK	TIER1		D-665-18	UR	D	2TWC	2	ALL	640001	
1998	5.7	WGMXA05.7185	LEV1 LEV	w/ DUAL CONVERTERS IN Y-PIPE	D-665-18	U	D	2TWC	2	ALL		640542
1998	5.7	WGMXA05.7186	LEV1 LEV	w/ DUAL CONVERTERS IN Y-PIPE	D-665-18	U	D	2TWC	2	ALL		640542
1998	5.7	WGMXA05.7187	TIER1	w/ DUAL CONVERTERS IN Y-PIPE	D-665-18	U	D	2TWC	2	ALL		640542

OBDII

Year	Liters	Engine Family	Certification Std.	Comments	Executive Order	Location	Exhaust Type	Converter Type	# Converters	Drive Type	Universal #	Direct Fit #
------	--------	---------------	--------------------	----------	-----------------	----------	--------------	----------------	--------------	------------	-------------	--------------

CHEVROLET

C2500 SUBURBAN (Continued)

1998	5.7	WGMXA05.7185	LEV1 LEV		D-665-18	UL	D	2TWC	2	ALL	640001	
1998	5.7	WGMXA05.7186	LEV1 LEV		D-665-18	UL	D	2TWC	2	ALL	640001	
1998	5.7	WGMXA05.7187	TIER1		D-665-18	UL	D	2TWC	2	ALL	640001	
1998	5.7	WGMXA05.7185	LEV1 LEV		D-665-18	UR	D	2TWC	2	ALL	640001	
1998	5.7	WGMXA05.7186	LEV1 LEV		D-665-18	UR	D	2TWC	2	ALL	640001	
1998	5.7	WGMXA05.7187	TIER1		D-665-18	UR	D	2TWC	2	ALL	640001	
1999	5.7	XGMXA05.7185	LEV1 LEV	w/ DUAL CONVERTERS IN Y-PIPE	D-665-18	U	D	2TWC	2	ALL		640542
1999	5.7	XGMXA05.7186	LEV1 LEV	w/ DUAL CONVERTERS IN Y-PIPE	D-665-18	U	D	2TWC	2	ALL		640542
1999	5.7	XGMXA05.7187	TIER1	w/ DUAL CONVERTERS IN Y-PIPE	D-665-18	U	D	2TWC	2	ALL		640542
1999	5.7	XGMXA05.7185	LEV1 LEV		D-665-18	UL	D	2TWC	2	ALL	640001	
1999	5.7	XGMXA05.7186	LEV1 LEV		D-665-18	UL	D	2TWC	2	ALL	640001	
1999	5.7	XGMXA05.7187	TIER1		D-665-18	UL	D	2TWC	2	ALL	640001	
1999	5.7	XGMXA05.7185	LEV1 LEV		D-665-18	UR	D	2TWC	2	ALL	640001	
1999	5.7	XGMXA05.7186	LEV1 LEV		D-665-18	UR	D	2TWC	2	ALL	640001	
1999	5.7	XGMXA05.7187	TIER1		D-665-18	UR	D	2TWC	2	ALL	640001	
1996	7.4	TGM7.4J8G1EK	TIER1		D-665-18	UL	D	2TWC	2	ALL	640003	
1996	7.4	TGM7.4J8G1EK	TIER1		D-665-18	UR	D	2TWC	2	ALL	640003	
1997	7.4	VGM7.4J8G1EK	TIER1		D-665-18	UL	D	2TWC	2	ALL	640003	
1997	7.4	VGM7.4J8G1EK	TIER1		D-665-18	UR	D	2TWC	2	ALL	640003	
1998	7.4	WGMXA07.4201	TIER1		D-665-18	UL	D	2TWC	2	ALL	640003	
1998	7.4	WGMXA07.4201	TIER1		D-665-18	UR	D	2TWC	2	ALL	640003	
1999	7.4	XGMXA07.4201	TIER1		D-665-18	UL	D	2TWC	2	ALL	640003	
1999	7.4	XGMXA07.4201	TIER1		D-665-18	UR	D	2TWC	2	ALL	640003	

C3500

1996	5.7	TGM5.75PGFEK	TIER1		D-665-18	UL	D	2TWC	2	ALL	640001	
1996	5.7	TGM5.76PGFEK	TIER1		D-665-18	UL	D	2TWC	2	ALL	640001	
1996	5.7	TGM5.7JPG1EK	TIER1		D-665-18	UL	D	2TWC	2	ALL	640001	
1996	5.7	TGM5.75PGFEK	TIER1		D-665-18	UR	D	2TWC	2	ALL	640001	
1996	5.7	TGM5.76PGFEK	TIER1		D-665-18	UR	D	2TWC	2	ALL	640001	
1996	5.7	TGM5.7JPG1EK	TIER1		D-665-18	UR	D	2TWC	2	ALL	640001	
1997	5.7	VGM5.7CPGAEA	TIER1		D-665-18	FL	D	2TWC	2	ALL	640004	
1997	5.7	VGM5.7CPGAEA	TIER1		D-665-18	FR	D	2TWC	2	ALL	640004	
1997	5.7	VGM5.7HPG1EK	TIER1		D-665-18	UL	D	2TWC	2	ALL	640001	
1997	5.7	VGM5.7JPG1EK	TIER1		D-665-18	UL	D	2TWC	2	ALL	640001	
1997	5.7	VGM5.7HPG1EK	TIER1		D-665-18	UR	D	2TWC	2	ALL	640001	
1997	5.7	VGM5.7JPG1EK	TIER1		D-665-18	UR	D	2TWC	2	ALL	640001	
1998	5.7	WGMXH05.7582	TIER1		D-665-18	FL	D	2TWC	2	ALL	640004	
1998	5.7	WGMXH05.7582	TIER1		D-665-18	FR	D	2TWC	2	ALL	640004	
1998	5.7	WGMXA05.7182	TIER1		D-665-18	UL	D	2TWC	2	ALL	640001	
1998	5.7	WGMXA05.7184	TIER1		D-665-18	UL	D	2TWC	2	ALL	640001	
1998	5.7	WGMXA05.7187	TIER1		D-665-18	UL	D	2TWC	2	ALL	640001	
1998	5.7	WGMXA05.7182	TIER1		D-665-18	UR	D	2TWC	2	ALL	640001	
1998	5.7	WGMXA05.7184	TIER1		D-665-18	UR	D	2TWC	2	ALL	640001	
1998	5.7	WGMXA05.7187	TIER1		D-665-18	UR	D	2TWC	2	ALL	640001	
1999	5.7	XGMXH05.7582	TIER1		D-665-18	FL	D	2TWC	2	ALL	640004	
1999	5.7	XGMXH05.7582	TIER1		D-665-18	FR	D	2TWC	2	ALL	640004	

OBDII

Year	Liters	Engine Family	Certification Std.	Comments	Executive Order	Location	Exhaust Type	Converter Type	# Converters	Drive Type	Universal #	Direct Fit #
------	--------	---------------	--------------------	----------	-----------------	----------	--------------	----------------	--------------	------------	-------------	--------------

**CHEVROLET
C3500 (Continued)**

1999	5.7	XGMXA05.7182	TIER1		D-665-18	UL	D	2TWC	2	ALL	640001	
1999	5.7	XGMXA05.7187	TIER1		D-665-18	UL	D	2TWC	2	ALL	640001	
1999	5.7	XGMXA05.7182	TIER1		D-665-18	UR	D	2TWC	2	ALL	640001	
1999	5.7	XGMXA05.7187	TIER1		D-665-18	UR	D	2TWC	2	ALL	640001	
2000	5.7	YGMXH05.7582	TIER1		D-665-18	FL	D	2TWC	2	ALL	640004	
2000	5.7	YGMXH05.7582	TIER1		D-665-18	FR	D	2TWC	2	ALL	640004	
2000	5.7	YGMXA05.7191	TIER1		D-665-18	UL	D	2TWC	2	ALL	640001	
2000	5.7	YGMXA05.7194	LEV1 LEV		D-665-18	UL	D	2TWC	2	ALL	640001	
2000	5.7	YGMXA05.7191	TIER1		D-665-18	UR	D	2TWC	2	ALL	640001	
2000	5.7	YGMXA05.7194	LEV1 LEV		D-665-18	UR	D	2TWC	2	ALL	640001	
1996	7.4	TGM7.4J8G1EK	TIER1		D-665-18	UL	D	2TWC	2	ALL	640003	640578
1996	7.4	TGM7.4J8G1EK	TIER1		D-665-18	UR	D	2TWC	2	ALL	640003	640579
1997	7.4	VGM7.4J8G1EK	TIER1		D-665-18	UL	D	2TWC	2	ALL	640003	640578
1997	7.4	VGM7.4J8G1EK	TIER1		D-665-18	UR	D	2TWC	2	ALL	640003	640579
1998	7.4	WGMXA07.4201	TIER1		D-665-18	UL	D	2TWC	2	ALL	640003	640578
1998	7.4	WGMXA07.4201	TIER1		D-665-18	UR	D	2TWC	2	ALL	640003	640579
1999	7.4	XGMXA07.4201	TIER1		D-665-18	UL	D	2TWC	2	ALL	640003	640578
1999	7.4	XGMXA07.4201	TIER1		D-665-18	UR	D	2TWC	2	ALL	640003	640579
2000	7.4	YGMXA07.4201	TIER1		D-665-18	UL	D	2TWC	2	ALL	640003	640578
2000	7.4	YGMXA07.4201	TIER1		D-665-18	UR	D	2TWC	2	ALL	640003	640579

C3500HD

2001	5.7	1GMXH05.7582	TIER1		D-665-18	FL	D	2TWC	2	ALL	640004	
2001	5.7	1GMXH05.7582	TIER1		D-665-18	FR	D	2TWC	2	ALL	640004	
2002	5.7	2GMXH05.7582	LEV1 LEV		D-665-18	FL	D	2TWC	2	ALL	640004	
2002	5.7	2GMXH05.7582	LEV1 LEV		D-665-18	FR	D	2TWC	2	ALL	640004	

CAMARO

1996	3.8	TGM3.8V8GKEK	TIER1		D-665-17	U	S	TWC	1	ALL	630003	630639
1997	3.8	VGM3.8V8GKEK	TIER1		D-665-17	U	S	TWC	1	ALL	630003	630639
1998	3.8	WGMXV03.8049	TIER1		D-665-17	U	S	TWC	1	ALL	630003	630639
1999	3.8	XGMXV03.8048	TLEV		D-665-12	U	S	TWC	1	ALL	850619	850660
1999	3.8	XGMXV03.8049	LEV1 LEV		D-665-12	U	S	TWC	1	ALL	850619	850660
1999	3.8	XGMXV03.8051	TLEV		D-665-17	U	S	TWC	1	ALL	630003	630639
2000	3.8	YGMXV03.8043	LEV1 LEV		D-665-12	U	S	TWC	1	ALL	850619	850660
2001	3.8	1GMXV03.8043	LEV1 LEV		D-665-12	U	S	TWC	1	ALL	850619	850660
2002	3.8	2GMXV03.8043	LEV1 LEV		D-665-12	U	S	TWC	1	ALL	850619	850660
1996	5.7	TGM5.7V8GF EK	TIER1		D-665-17	UL	D	2TWC	2	ALL	630016	
1996	5.7	TGM5.7V8GF EK	TIER1		D-665-17	UR	D	2TWC	2	ALL	630016	630621
1997	5.7	VGM5.7V8G1EK	TIER1		D-665-17	UL	D	2TWC	2	ALL	630016	
1997	5.7	VGM5.7V8G1EK	TIER1		D-665-17	UR	D	2TWC	2	ALL	630016	630621
1998	5.7	WGMXV05.7082	TIER1		D-665-17	UL	D	2TWC	2	ALL	630016	630624
1998	5.7	WGMXV05.7082	TIER1		D-665-17	UR	D	2TWC	2	ALL	630016	
1999	5.7	XGMXV05.7082	TLEV		D-665-17	UL	D	2TWC	2	ALL	630016	630624
1999	5.7	XGMXV05.7082	TLEV		D-665-17	UR	D	2TWC	2	ALL	630016	
2000	5.7	YGMXV05.7083	LEV1 LEV		D-665-17	UL	D	2TWC	2	ALL	630016	
2000	5.7	YGMXV05.7083	LEV1 LEV		D-665-17	UR	D	2TWC	2	ALL	630016	
2001	5.7	1GMXV05.7081	LEV1 LEV		D-665-17	UL	D	2TWC	2	ALL	630016	
2001	5.7	1GMXV05.7081	LEV1 LEV		D-665-17	UR	D	2TWC	2	ALL	630016	
2002	5.7	2GMXV05.7081	LEV1 LEV		D-665-17	UL	D	2TWC	2	ALL	630016	
2002	5.7	2GMXV05.7081	LEV1 LEV		D-665-17	UR	D	2TWC	2	ALL	630016	

OBDII

Year	Liters	Engine Family	Certification Std.	Comments	Executive Order	Location	Exhaust Type	Converter Type	# Converters	Drive Type	Universal #	Direct Fit #
------	--------	---------------	--------------------	----------	-----------------	----------	--------------	----------------	--------------	------------	-------------	--------------

CHEVROLET

CAPRICE

1996	4.3	TGM4.3V8GFEK	TIER1		D-665-17	UL	D	2TWC	2	ALL	630016	630595
1996	4.3	TGM4.3V8GFEK	TIER1		D-665-17	UR	D	2TWC	2	ALL	630016	630594
1996	5.7	TGM5.7V8GFEK	TIER1		D-665-17	UL	D	2TWC	2	ALL	630016	630595
1996	5.7	TGM5.7V8GFEK	TIER1		D-665-17	UR	D	2TWC	2	ALL	630016	630594

CAVALIER

1996	2.2	TGM2.2V8G2EK	TLEV		D-665-12	U	S	TWC	1	ALL	850612	850652
1996	2.2	TGM2.2V8GKEK	TIER1		D-665-12	U	S	TWC	1	ALL	850612	850652
1997	2.2	VGM2.2V8G1EK	TIER1		D-665-17	U	S	TWC	1	ALL	630001	630596
1997	2.2	VGM2.2V8G1FK	TIER1		D-665-12	U	S	TWC	1	ALL	850612	850652
1997	2.2	VGM2.2V8G2EK	TLEV		D-665-12	U	S	TWC	1	ALL	850612	850652
1998	2.2	WGMXV02.2022	TIER1		D-665-17	U	S	TWC	1	ALL	630001	630596
1998	2.2	WGMXV02.2023	TLEV		D-665-12	U	S	TWC	1	ALL	850612	850652
1999	2.2	XGMXV02.2022	TLEV		D-665-1	U	S	TWC	1	ALL	850207	850272
1999	2.2	XGMXV02.2023	LEV1 LEV		D-665-1	U	S	TWC	1	ALL	850207	850261
1999	2.2	XGMXV02.2022	TLEV	w/" 4 ENG CODE	D-665-1	U	S	TWC	1	ALL	850207	850272
1999	2.2	XGMXV02.2023	LEV1 LEV	w/" 4 ENG CODE	D-665-1	U	S	TWC	1	ALL	850207	850261
2000	2.2	YGMXV02.2023	TLEV		D-665-1	U	S	TWC	1	ALL	850207	850261
2000	2.2	YGMXV02.4022	LEV1 LEV		D-665-1	U	S	TWC	1	ALL	850207	850261
2000	2.2	YGMXX02.2023	TLEV		D-665-17	U	S	TWC	1	MANU-AL	630001	
2000	2.2	YGMXV02.2023	TLEV	w/" 4 ENG CODE	D-665-1	U	S	TWC	1	ALL	850207	850261
2000	2.2	YGMXV02.4022	LEV1 LEV	w/" 4 ENG CODE	D-665-1	U	S	TWC	1	ALL	850207	850261
2001	2.2	1GMXV02.2024	LEV1 LEV		D-665-1	U	S	TWC	1	ALL	850207	850261
2001	2.2	1GMXV02.4022	LEV1 LEV		D-665-1	U	S	TWC	1	ALL	850207	850261
2001	2.2	1GMXV02.2024	LEV1 LEV	w/" 4 ENG CODE	D-665-1	U	S	TWC	1	ALL	850207	850261
2001	2.2	1GMXV02.4022	LEV1 LEV	w/" 4 ENG CODE	D-665-1	U	S	TWC	1	ALL	850207	850261
2002	2.2	2GMXV02.2024	LEV1 LEV		D-665-1	U	S	TWC	1	ALL	850207	850261
2002	2.2	2GMXV02.4022	LEV1 LEV		D-665-1	U	S	TWC	1	ALL	850207	850261
2002	2.2	2GMXV02.2024	LEV1 LEV	w/ "4" ENG CODE	D-665-1	U	S	TWC	1	ALL	850207	850261
2002	2.2	2GMXV02.4022	LEV1 LEV	w/ "4" ENG CODE	D-665-1	U	S	TWC	1	ALL	850207	850261
2003	2.2	3GMXV02.2025	LEV1 LEV		D-665-17	U	S	TWC	1	ALL	630001	630634
1996	2.4	TGM2.4VJG2EK	TLEV		D-665-1	U	S	TWC	1	ALL	850202	850257
1996	2.4	TGM2.4VJGKEK	TIER1		D-665-1	U	S	TWC	1	ALL	850202	850257
1997	2.4	VGM2.4VJG1EK	TIER1		D-665-17	U	S	TWC	1	ALL	630001	630602
1997	2.4	VGM2.4VJG2EK	TLEV		D-665-1	U	S	TWC	1	ALL	850202	850257
1998	2.4	WGMXV02.4025	TIER1		D-665-17	U	S	TWC	1	ALL	630001	630602
1998	2.4	WGMXV02.4026	TLEV		D-665-17	U	S	TWC	1	ALL	630001	630602
1999	2.4	XGMXV02.4027	LEV1 LEV		D-665-1	U	S	TWC	1	ALL	850207	850258
2000	2.4	YGMXV02.4022	LEV1 LEV		D-665-1	U	S	TWC	1	ALL	850207	850258
2001	2.4	1GMXV02.4022	LEV1 LEV		D-665-1	U	S	TWC	1	ALL	850207	850258
2002	2.4	2GMXV02.4022	LEV1 LEV		D-665-1	U	S	TWC	1	ALL	850207	850258

CORSICA

1996	2.2	TGM2.2V8G2EK	TLEV		D-665-12	U	S	TWC	1	ALL	850612	850656
1996	2.2	TGM2.2V8GKEK	TIER1		D-665-17	U	S	TWC	1	ALL	630001	630606
1996	3.1	TGM3.1V8GFEK	TIER1		D-665-17	U	S	TWC	1	ALL	630001	630611

CORVETTE

1996	5.7	TGM5.7V8GFGK	TIER1		D-665-17	UL	D	2TWC	2	ALL	630014	
1996	5.7	TGM5.7V8GFGK	TIER1		D-665-17	UR	D	2TWC	2	ALL	630014	630593
1997	5.7	VGM5.7V8G1EK	TIER1		D-665-17	U	D	2TWC	2	ALL		630622

OBDII

Year	Liters	Engine Family	Certification Std.	Comments	Executive Order	Location	Exhaust Type	Converter Type	# Converters	Drive Type	Universal #	Direct Fit #
------	--------	---------------	--------------------	----------	-----------------	----------	--------------	----------------	--------------	------------	-------------	--------------

**CHEVROLET
CORVETTE (Continued)**

1997	5.7	VGM5.7V8G1EK	TIER1		D-665-17	UL	D	2TWC	2	ALL	630014	
1997	5.7	VGM5.7V8G1EK	TIER1		D-665-17	UR	D	2TWC	2	ALL	630014	
1998	5.7	WGMXV05.7081	TIER1		D-665-17	U	D	2TWC	2	ALL		630622
1998	5.7	WGMXV05.7081	TIER1		D-665-17	UL	D	2TWC	2	ALL	630014	
1998	5.7	WGMXV05.7081	TIER1		D-665-17	UR	D	2TWC	2	ALL	630014	
1999	5.7	XGMXV05.7084	TIER1		D-665-17	U	D	2TWC	2	ALL		630622
1999	5.7	XGMXV05.7084	TIER1		D-665-17	UL	D	2TWC	2	ALL	630014	
1999	5.7	XGMXV05.7084	TIER1		D-665-17	UR	D	2TWC	2	ALL	630014	
2002	5.7	2GMXV05.7082	LEV1 LEV		D-665-17	U	D	2TWC	2	ALL		630641
2002	5.7	2GMXV05.7082	LEV1 LEV		D-665-17	UL	D	2TWC	2	ALL	630014	
2002	5.7	2GMXV05.7082	LEV1 LEV		D-665-17	UR	D	2TWC	2	ALL	630014	
2003	5.7	3GMXV05.7082	LEV1 LEV		D-665-17	U	D	2TWC	2	ALL		630641
2003	5.7	3GMXV05.7082	LEV1 LEV		D-665-17	UL	D	2TWC	2	ALL	630014	
2003	5.7	3GMXV05.7082	LEV1 LEV		D-665-17	UR	D	2TWC	2	ALL	630014	
2004	5.7	4GMXV05.7082	LEV1 LEV		D-665-17	U	D	2TWC	2	ALL		630641
2004	5.7	4GMXV05.7082	LEV1 LEV		D-665-17	UL	D	2TWC	2	ALL	630014	
2004	5.7	4GMXV05.7082	LEV1 LEV		D-665-17	UR	D	2TWC	2	ALL	630014	

EXPRESS 1500

1996	4.3	TGM4.35PGFEK	TIER1		D-665-18	U	S	TWC	1	ALL	640007	640544
1996	4.3	TGM4.38PGBEK	TIER1		D-665-18	U	S	TWC	1	ALL	640004	640545
1997	4.3	VGM4.3HPG1EK	TIER1		D-665-18	U	S	TWC	1	ALL	640004	640544
1997	4.3	VGM4.3JPG1EK	TIER1		D-665-18	U	S	TWC	1	ALL	640004	865519
1998	4.3	WGMXA04.3190	TIER1		D-665-18	U	S	TWC	1	ALL	640007	640544
1998	4.3	WGMXA04.3192	TIER1		D-665-18	U	S	TWC	1	ALL	640004	640544
1999	4.3	XGMXA04.3190	TIER1		D-665-18	U	S	TWC	1	ALL	640004	640544
1999	4.3	XGMXA04.3192	TIER1		D-665-18	U	S	TWC	1	ALL	640004	865519
2000	4.3	YGMXA04.3192	LEV1 LEV		D-665-20	F	S	WU-TWC,TWC	2	ALL	650017	
2000	4.3	YGMXA04.3192	LEV1 LEV		D-665-20	R	S	WU-TWC,TWC	2	ALL	651015	
2000	4.3	YGMXA04.3192	LEV1 LEV		D-665-20	U	S	WU-TWC,TWC	2	ALL		651590
2001	4.3	1GMXA04.3192	LEV1 LEV		D-665-18	U	S	TWC	1	ALL	640004	640561
2002	4.3	2GMXA04.3192	LEV1 LEV		D-665-18	U	S	TWC	1	ALL	640004	865522
2003	4.3	3GMXT04.3184	LEV1 LEV		D-665-7	U	D	2TWC	2	4WD	865004	865526
2003	4.3	3GMXT04.3184	LEV1 LEV		D-665-18	U	S	TWC	1	ALL	640004	640571
2004	4.3	4GMXT04.3184	LEV1 LEV		D-665-18	UL	D	2TWC	2	ALL	640012	
2004	4.3	4GMXT04.3184	LEV1 LEV		D-665-18	UR	D	2TWC	2	ALL	640012	
2005	4.3	5GMXT04.3184	LEV1 LEV		D-665-18	UL	D	2TWC	2	ALL	640012	
2005	4.3	5GMXT05.3170	LEV1 LEV		D-665-18	UL	D	2TWC	2	ALL	640012	
2005	4.3	5GMXT04.3184	LEV1 LEV		D-665-18	UR	D	2TWC	2	ALL	640012	
2005	4.3	5GMXT05.3170	LEV1 LEV		D-665-18	UR	D	2TWC	2	ALL	640012	
2006	4.3	6GMXT04.3181	LEV1 LEV		D-665-18	U	D	2TWC	2	ALL		640571
2006	4.3	6GMXT04.3181	LEV1 LEV		D-665-18	UL	D	2TWC	2	ALL	640004	
2006	4.3	6GMXT04.3184	LEV1 LEV		D-665-18	UL	D	2TWC	2	ALL	640012	
2006	4.3	6GMXT04.3181	LEV1 LEV		D-665-18	UR	D	2TWC	2	ALL	640004	
2006	4.3	6GMXT04.3184	LEV1 LEV		D-665-18	UR	D	2TWC	2	ALL	640012	
1996	5.0	TGM5.0HPG1EK	TIER1		D-665-18	U	S	TWC	1	ALL	640004	640544
1996	5.0	TGM5.0JPG1EK	TIER1		D-665-18	U	S	TWC	1	ALL	640007	640544
1997	5.0	VGM5.0HPG1EK	TIER1		D-665-18	U	S	TWC	1	ALL	640004	640544
1997	5.0	VGM5.0JPG1EK	TIER1		D-665-18	U	S	TWC	1	ALL	640007	640544
1998	5.0	WGMXA05.0182	TIER1		D-665-18	U	S	TWC	1	ALL	640004	640544

OBDII

Year	Liters	Engine Family	Certification Std.	Comments	Executive Order	Location	Exhaust Type	Converter Type	# Converters	Drive Type	Universal #	Direct Fit #
------	--------	---------------	--------------------	----------	-----------------	----------	--------------	----------------	--------------	------------	-------------	--------------

CHEVROLET

EXPRESS 1500 (Continued)

1998	5.0	WGMXA05.0184	TIER1		D-665-18	U	S	TWC	1	ALL	640007	640544
1999	5.0	XGMXA05.0182	TIER1		D-665-18	U	S	TWC	1	ALL	640004	640544
1999	5.0	XGMXA05.0184	TIER1		D-665-18	U	S	TWC	1	ALL	640007	640544
2000	5.0	YGMXT05.7188	TIER1		D-665-18	U	S	TWC	1	ALL	640007	865522
2000	5.0	YGMXT05.7189	TIER1		D-665-18	U	S	TWC	1	ALL	640007	865522
2001	5.0	1GMXA05.0181	TIER1		D-665-14	U	S	TWC	1	2WD	865014	865522
2001	5.0	1GMXA05.0182	TIER1		D-665-14	U	S	TWC	1	2WD	865014	865522
2001	5.0	1GMXT05.0181	TIER1		D-665-18	U	S	TWC	1	ALL	640004	640561
2001	5.0	1GMXT05.0182	TIER1		D-665-18	U	S	TWC	1	ALL	640012	
2002	5.0	2GMXT05.0181	TIER1		D-665-18	U	S	TWC	1	ALL	640004	865522
2002	5.0	2GMXT05.0182	TIER1		D-665-18	U	S	TWC	1	ALL	640004	865522
2003	5.3	3GMXT05.3183	LEV1 LEV		D-665-18	U	D	2TWC	2	ALL		640571
2003	5.3	3GMXT05.3184	LEV1 LEV		D-665-18	U	D	2TWC	2	ALL		640571
2003	5.3	3GMXT05.3183	LEV1 LEV		D-665-18	UL	D	2TWC	2	ALL	640003	
2003	5.3	3GMXT05.3184	LEV1 LEV		D-665-18	UL	D	2TWC	2	ALL	640003	
2003	5.3	3GMXT05.3183	LEV1 LEV		D-665-18	UR	D	2TWC	2	ALL	640003	
2003	5.3	3GMXT05.3184	LEV1 LEV		D-665-18	UR	D	2TWC	2	ALL	640003	
1996	5.7	TGM5.75PGFEK	TIER1		D-665-18	UL	D	2TWC	2	ALL	640003	640555
1996	5.7	TGM5.76PGFEK	TIER1		D-665-18	UL	D	2TWC	2	ALL	640003	
1996	5.7	TGM5.7JPG1EK	TIER1		D-665-18	UL	D	2TWC	2	ALL	640003	
1996	5.7	TGM5.75PGFEK	TIER1	w/ 135" W.B.	D-665-18	UL	D	2TWC	2	ALL	640003	640555
1996	5.7	TGM5.75PGFEK	TIER1		D-665-18	UR	D	2TWC	2	ALL	640003	640554
1996	5.7	TGM5.76PGFEK	TIER1		D-665-18	UR	D	2TWC	2	ALL	640003	640554
1996	5.7	TGM5.7JPG1EK	TIER1		D-665-18	UR	D	2TWC	2	ALL	640003	640554
1996	5.7	TGM5.75PGFEK	TIER1	w/ 135" W.B.	D-665-18	UR	D	2TWC	2	ALL	640003	640554
1996	5.7	TGM5.76PGFEK	TIER1	w/ 135" W.B.	D-665-18	UR	D	2TWC	2	ALL	640003	640554
1996	5.7	TGM5.7JPG1EK	TIER1	w/ 135" W.B.	D-665-18	UR	D	2TWC	2	ALL	640003	640554
1997	5.7	VGM5.7JPG1EK	TIER1		D-665-18	UL	D	2TWC	2	ALL	640003	
1997	5.7	VGM5.7JPG1GK	TIER1		D-665-18	UL	D	2TWC	2	ALL	640003	
1997	5.7	VGM5.7JPG1EK	TIER1		D-665-18	UR	D	2TWC	2	ALL	640003	640554
1997	5.7	VGM5.7JPG1GK	TIER1		D-665-18	UR	D	2TWC	2	ALL	640003	640554
1997	5.7	VGM5.7JPG1EK	TIER1	w/ 135" W.B.	D-665-18	UR	D	2TWC	2	ALL	640003	640554
1997	5.7	VGM5.7JPG1GK	TIER1	w/ 135" W.B.	D-665-18	UR	D	2TWC	2	ALL	640003	640554
1998	5.7	WGMXA05.7184	TIER1		D-665-18	UL	D	2TWC	2	ALL	640003	640555
1998	5.7	WGMXA05.7186	LEV1 LEV		D-665-18	UL	D	2TWC	2	ALL	640003	
1998	5.7	WGMXA05.7187	TIER1		D-665-18	UL	D	2TWC	2	ALL	640003	
1998	5.7	WGMXA05.7184	TIER1	w/ 135" W.B.	D-665-18	UL	D	2TWC	2	ALL	640003	640555
1998	5.7	WGMXA05.7184	TIER1		D-665-18	UR	D	2TWC	2	ALL	640003	640554
1998	5.7	WGMXA05.7186	LEV1 LEV		D-665-18	UR	D	2TWC	2	ALL	640003	640554
1998	5.7	WGMXA05.7187	TIER1		D-665-18	UR	D	2TWC	2	ALL	640003	640554
1998	5.7	WGMXA05.7184	TIER1	w/ 135" W.B.	D-665-18	UR	D	2TWC	2	ALL	640003	640554
1998	5.7	WGMXA05.7186	LEV1 LEV	w/ 135" W.B.	D-665-18	UR	D	2TWC	2	ALL	640003	640554
1998	5.7	WGMXA05.7187	TIER1	w/ 135" W.B.	D-665-18	UR	D	2TWC	2	ALL	640003	640554
1999	5.7	XGMXA05.7184	TIER1		D-665-18	UL	D	2TWC	2	ALL	640003	
1999	5.7	XGMXA05.7185	LEV1 LEV		D-665-18	UL	D	2TWC	2	ALL	640003	
1999	5.7	XGMXA05.7187	TIER1		D-665-18	UL	D	2TWC	2	ALL	640003	
1999	5.7	XGMXA05.7184	TIER1		D-665-18	UR	D	2TWC	2	ALL	640003	
1999	5.7	XGMXA05.7185	LEV1 LEV		D-665-18	UR	D	2TWC	2	ALL	640003	
1999	5.7	XGMXA05.7187	TIER1		D-665-18	UR	D	2TWC	2	ALL	640003	

OBDII

Year	Liters	Engine Family	Certification Std.	Comments	Executive Order	Location	Exhaust Type	Converter Type	# Converters	Drive Type	Universal #	Direct Fit #
------	--------	---------------	--------------------	----------	-----------------	----------	--------------	----------------	--------------	------------	-------------	--------------

CHEVROLET

EXPRESS 1500 (Continued)

2000	5.7	YGMXT05.7189	TIER1		D-665-18	U	S	TWC	1	ALL	640003	
2000	5.7	YGMXA05.7185	LEV1 LEV		D-665-18	UL	D	2TWC	2	ALL	640003	
2000	5.7	YGMXA05.7191	TIER1		D-665-18	UL	D	2TWC	2	ALL	640003	
2000	5.7	YGMXA05.7185	LEV1 LEV		D-665-18	UR	D	2TWC	2	ALL	640003	
2000	5.7	YGMXA05.7191	TIER1		D-665-18	UR	D	2TWC	2	ALL	640003	
2001	5.7	1GMXA06.0188	LEV1 LEV		D-665-20	FL	D	2WU-TWC,2TWC	4	ALL	650019	
2001	5.7	1GMXA06.0188	LEV1 LEV		D-665-20	FR	D	2WU-TWC,2TWC	4	ALL	650019	
2001	5.7	1GMXA06.0188	LEV1 LEV		D-665-20	RL	D	2WU-TWC,2TWC	4	ALL	651017	
2001	5.7	1GMXA06.0188	LEV1 LEV		D-665-20	RR	D	2WU-TWC,2TWC	4	ALL	651017	
2001	5.7	1GMXA06.0188	LEV1 LEV		D-665-20	U	D	2WU-TWC,2TWC	4	ALL		651666
2001	5.7	1GMXA06.0194	LEV1 LEV		D-665-18	UL	D	2TWC	2	ALL	640003	
2001	5.7	1GMXA06.0194	LEV1 LEV		D-665-18	UR	D	2TWC	2	ALL	640003	
2002	5.7	2GMXA06.0188	LEV1 LEV		D-665-20	FL	D	2WU-TWC,2TWC	4	ALL	650019	
2002	5.7	2GMXA06.0188	LEV1 LEV		D-665-20	FR	D	2WU-TWC,2TWC	4	ALL	650019	
2002	5.7	2GMXA06.0188	LEV1 LEV		D-665-20	RL	D	2WU-TWC,2TWC	4	ALL	651017	
2002	5.7	2GMXA06.0188	LEV1 LEV		D-665-20	RR	D	2WU-TWC,2TWC	4	ALL	651017	
2002	5.7	2GMXA06.0194	LEV1 LEV		D-665-18	UL	D	2TWC	2	ALL	640003	
2002	5.7	2GMXA06.0188	LEV1 LEV		D-665-20	UL	D	2WU-TWC,2TWC	4	ALL		651666
2002	5.7	2GMXA06.0194	LEV1 LEV		D-665-18	UR	D	2TWC	2	ALL	640003	
2002	5.7	2GMXA06.0188	LEV1 LEV		D-665-20	UR	D	2WU-TWC,2TWC	4	ALL		651667

EXPRESS 2500

1996	4.3	TGM4.35PGFEK	TIER1		D-665-18	U	S	TWC	1	ALL	640007	640544
1996	4.3	TGM4.38PGBEK	TIER1		D-665-18	U	S	TWC	1	ALL	640004	640544
1996	4.3	TGM4.35PGFEK	TIER1	UNDER 8500 LBS. GWW	D-665-18	U	S	TWC	1	ALL	640007	640544
1996	4.3	TGM4.38PGBEK	TIER1	UNDER 8500 LBS. GWW	D-665-18	U	S	TWC	1	ALL	640004	640544
1997	4.3	VGM4.3HPG1EK	TIER1		D-665-18	U	S	TWC	1	ALL	640004	640544
1997	4.3	VGM4.3JPG1EK	TIER1		D-665-18	U	S	TWC	1	ALL	640004	865519
1997	4.3	VGM4.3HPG1EK	TIER1	UNDER 8500 LBS. GWW	D-665-18	U	S	TWC	1	ALL	640004	640544
1998	4.3	WGMXA04.3192	TIER1		D-665-18	U	S	TWC	1	ALL	640004	640544
1998	4.3	WGMXA04.3192	TIER1	UNDER 8500 LBS. GWW	D-665-18	U	S	TWC	1	ALL	640004	640544
1999	4.3	XGMXA04.3190	TIER1		D-665-18	U	S	TWC	1	ALL	640004	640544
1999	4.3	XGMXA04.3192	TIER1		D-665-18	U	S	TWC	1	ALL	640004	865519
2000	4.3	YGMXA04.3192	LEV1 LEV		D-665-20	F	S	WU-TWC,TWC	2	ALL	650017	
2000	4.3	YGMXA04.3192	LEV1 LEV		D-665-20	R	S	WU-TWC,TWC	2	ALL	651015	
2000	4.3	YGMXA04.3192	LEV1 LEV		D-665-20	U	S	WU-TWC,TWC	2	ALL		651590
2001	4.3	1GMXA04.3192	LEV1 LEV		D-665-18	U	S	TWC	1	ALL	640004	640561
2002	4.3	2GMXA04.3192	LEV1 LEV		D-665-18	U	S	TWC	1	ALL	640004	865522
2003	4.3	3GMXT04.3184	LEV1 LEV		D-665-7	U	D	2TWC	2	4WD	865004	865526
2003	4.3	3GMXT04.3184	LEV1 LEV		D-665-18	U	S	TWC	1	ALL	640004	
2004	4.3	4GMXT04.3184	LEV1 LEV		D-665-18	UL	D	2TWC	2	ALL	640012	
2004	4.3	4GMXT04.3184	LEV1 LEV		D-665-18	UR	D	2TWC	2	ALL	640012	
2005	4.3	5GMXT04.3184	LEV1 LEV		D-665-18	UL	D	2TWC	2	ALL	640012	
2005	4.3	5GMXT04.3184	LEV1 LEV		D-665-18	UR	D	2TWC	2	ALL	640012	
2003	4.8	3GMXA04.8172	LEV1 LEV		D-665-20	FL	D	2WU-TWC,2TWC	4	ALL	650020	
2003	4.8	3GMXA04.8172	LEV1 LEV		D-665-20	FR	D	2WU-TWC,2TWC	4	ALL	650018	
2003	4.8	3GMXA04.8172	LEV1 LEV		D-665-20	RL	D	2WU-TWC,2TWC	4	ALL	651019	
2003	4.8	3GMXA04.8172	LEV1 LEV		D-665-20	RR	D	2WU-TWC,2TWC	4	ALL	651016	
2003	4.8	3GMXA04.8172	LEV1 LEV		D-665-20	UL	D	2WU-TWC,2TWC	4	ALL		651594
2003	4.8	3GMXA04.8172	LEV1 LEV		D-665-20	UR	D	2WU-TWC,2TWC	4	ALL		651595

OBDII

Year	Liters	Engine Family	Certification Std.	Comments	Executive Order	Location	Exhaust Type	Converter Type	# Converters	Drive Type	Universal #	Direct Fit #
------	--------	---------------	--------------------	----------	-----------------	----------	--------------	----------------	--------------	------------	-------------	--------------

CHEVROLET

EXPRESS 2500 (Continued)

2004	4.8	4GMXA04.8172	LEV1 LEV		D-665-20	FL D	2WU-TWC,2TWC	4 ALL	650020			
2004	4.8	4GMXA04.8172	LEV1 LEV		D-665-20	FR D	2WU-TWC,2TWC	4 ALL	650018			
2004	4.8	4GMXA04.8172	LEV1 LEV		D-665-20	RL D	2WU-TWC,2TWC	4 ALL	651019			
2004	4.8	4GMXA04.8172	LEV1 LEV		D-665-20	RR D	2WU-TWC,2TWC	4 ALL	651016			
2004	4.8	4GMXA04.8172	LEV1 LEV		D-665-20	UL D	2WU-TWC,2TWC	4 ALL			651594	
2004	4.8	4GMXA04.8172	LEV1 LEV		D-665-20	UR D	2WU-TWC,2TWC	4 ALL			651595	
2005	4.8	5GMXA04.8172	LEV1 LEV		D-665-20	FL D	2WU-TWC,2TWC	4 ALL	650020			
2005	4.8	5GMXT06.0191	LEV1 LEV		D-665-20	FL D	2WU-TWC,2TWC	4 ALL	650020			
2005	4.8	5GMXA04.8172	LEV1 LEV		D-665-20	FR D	2WU-TWC,2TWC	4 ALL	650018			
2005	4.8	5GMXT06.0191	LEV1 LEV		D-665-20	FR D	2WU-TWC,2TWC	4 ALL	650018			
2005	4.8	5GMXA04.8172	LEV1 LEV		D-665-20	RL D	2WU-TWC,2TWC	4 ALL	651019			
2005	4.8	5GMXT06.0191	LEV1 LEV		D-665-20	RL D	2WU-TWC,2TWC	4 ALL	651019			
2005	4.8	5GMXA04.8172	LEV1 LEV		D-665-20	RR D	2WU-TWC,2TWC	4 ALL	651016			
2005	4.8	5GMXT06.0191	LEV1 LEV		D-665-20	RR D	2WU-TWC,2TWC	4 ALL	651016			
2005	4.8	5GMXA04.8172	LEV1 LEV		D-665-20	UL D	2WU-TWC,2TWC	4 ALL			651594	
2005	4.8	5GMXT06.0191	LEV1 LEV		D-665-20	UL D	2WU-TWC,2TWC	4 ALL			651594	
2005	4.8	5GMXA04.8172	LEV1 LEV		D-665-20	UR D	2WU-TWC,2TWC	4 ALL			651595	
2005	4.8	5GMXT06.0191	LEV1 LEV		D-665-20	UR D	2WU-TWC,2TWC	4 ALL			651595	
1996	5.0	TGM5.0HPG1EK	TIER1		D-665-18	U S	TWC	1 ALL	640004		640561	
1996	5.0	TGM5.0JPG1EK	TIER1		D-665-18	U S	TWC	1 ALL	640007		640561	
1997	5.0	VGM5.0HPG1EK	TIER1		D-665-18	U S	TWC	1 ALL	640004		640561	
1997	5.0	VGM5.0JPG1EK	TIER1		D-665-18	U S	TWC	1 ALL	640007		640561	
1998	5.0	WGMXA05.0182	TIER1		D-665-18	U S	TWC	1 ALL	640004		640561	
1998	5.0	WGMXA05.0184	TIER1		D-665-18	U S	TWC	1 ALL	640007		640561	
1999	5.0	XGMXA05.0182	TIER1		D-665-18	U S	TWC	1 ALL	640004		640544	
1999	5.0	XGMXA05.0184	TIER1		D-665-18	U S	TWC	1 ALL	640007		640544	
2000	5.0	YGMXT05.7189	TIER1		D-665-18	U S	TWC	1 ALL	640007		865522	
2001	5.0	1GMXA05.0181	TIER1		D-665-14	U S	TWC	1 2WD	865014		865522	
2001	5.0	1GMXA05.0182	TIER1		D-665-14	U S	TWC	1 2WD	865014		865522	
2001	5.0	1GMXT05.0181	TIER1		D-665-18	U S	TWC	1 ALL	640004		640561	
2001	5.0	1GMXT05.0182	TIER1		D-665-18	U S	TWC	1 ALL	640012			
2002	5.0	2GMXT05.0181	LEV1 LEV		D-665-7	U S	TWC	1 2WD	865004		865522	
2002	5.0	2GMXT05.0182	TIER1		D-665-18	U S	TWC	1 ALL	640004		865522	
2003	5.3	3GMXT05.3183	LEV1 LEV		D-665-18	U D	2TWC	2 ALL			640571	
2003	5.3	3GMXT05.3184	LEV1 LEV		D-665-18	U D	2TWC	2 ALL			640571	
2003	5.3	3GMXT05.3183	LEV1 LEV		D-665-18	UL D	2TWC	2 ALL	640003			
2003	5.3	3GMXT05.3184	LEV1 LEV		D-665-18	UL D	2TWC	2 ALL	640003			
2003	5.3	3GMXT05.3183	LEV1 LEV		D-665-18	UR D	2TWC	2 ALL	640003			
2003	5.3	3GMXT05.3184	LEV1 LEV		D-665-18	UR D	2TWC	2 ALL	640003			
2005	5.3	5GMXT05.3170	LEV1 LEV		D-665-18	U D	2TWC	2 ALL			640571	
2005	5.3	5GMXT05.3170	LEV1 LEV		D-665-18	UL D	2TWC	2 ALL	640003			
2005	5.3	5GMXT05.3170	LEV1 LEV		D-665-18	UR D	2TWC	2 ALL	640003			
1996	5.7	TGM5.75PGFEK	TIER1		D-665-18	UL D	2TWC	2 ALL	640003		640555	
1996	5.7	TGM5.76PGFEK	TIER1		D-665-18	UL D	2TWC	2 ALL	640003		640555	
1996	5.7	TGM5.7JPG1EK	TIER1		D-665-18	UL D	2TWC	2 ALL	640003		640555	
1996	5.7	TGM5.75PGFEK	TIER1		D-665-18	UR D	2TWC	2 ALL	640003		640554	
1996	5.7	TGM5.76PGFEK	TIER1		D-665-18	UR D	2TWC	2 ALL	640003		640554	
1996	5.7	TGM5.7JPG1EK	TIER1		D-665-18	UR D	2TWC	2 ALL	640003		640554	
1997	5.7	VGM5.7JPG1EK	TIER1		D-665-18	UL D	2TWC	2 ALL	640003		640555	

Year	Liters	Engine Family	Certification Std.	Comments	Executive Order	Location	Exhaust Type	Converter Type	# Converters	Drive Type	Universal #	Direct Fit #
------	--------	---------------	--------------------	----------	-----------------	----------	--------------	----------------	--------------	------------	-------------	--------------

CHEVROLET

EXPRESS 2500 (Continued)

1997	5.7	VGM5.7JPG1GK	TIER1		D-665-18	UL	D	2TWC	2	ALL	640003	640555
1997	5.7	VGM5.7JPG1EK	TIER1		D-665-18	UR	D	2TWC	2	ALL	640003	640554
1997	5.7	VGM5.7JPG1GK	TIER1		D-665-18	UR	D	2TWC	2	ALL	640003	640554
1998	5.7	WGMXA05.7184	TIER1		D-665-18	UL	D	2TWC	2	ALL	640003	640555
1998	5.7	WGMXA05.7186	LEV1 LEV		D-665-18	UL	D	2TWC	2	ALL	640003	640555
1998	5.7	WGMXA05.7187	TIER1		D-665-18	UL	D	2TWC	2	ALL	640003	640555
1998	5.7	WGMXA05.7184	TIER1		D-665-18	UR	D	2TWC	2	ALL	640003	640554
1998	5.7	WGMXA05.7186	LEV1 LEV		D-665-18	UR	D	2TWC	2	ALL	640003	640554
1998	5.7	WGMXA05.7187	TIER1		D-665-18	UR	D	2TWC	2	ALL	640003	640554
1999	5.7	XGMXA05.7184	TIER1		D-665-18	UL	D	2TWC	2	ALL	640003	640555
1999	5.7	XGMXA05.7185	LEV1 LEV		D-665-18	UL	D	2TWC	2	ALL	640003	640555
1999	5.7	XGMXA05.7187	TIER1		D-665-18	UL	D	2TWC	2	ALL	640003	640555
1999	5.7	XGMXA05.7184	TIER1		D-665-18	UR	D	2TWC	2	ALL	640003	
1999	5.7	XGMXA05.7185	LEV1 LEV		D-665-18	UR	D	2TWC	2	ALL	640003	
1999	5.7	XGMXA05.7187	TIER1		D-665-18	UR	D	2TWC	2	ALL	640003	
2000	5.7	YGMXA05.7185	LEV1 LEV	UNDER 8500 LBS. GWV	D-665-18	U	D	2TWC	2	ALL		640568
2000	5.7	YGMXA05.7191	TIER1	UNDER 8500 LBS. GWV	D-665-18	U	D	2TWC	2	ALL		640568
2000	5.7	YGMXT05.7188	TIER1		D-665-18	U	S	TWC	1	ALL	640003	640568
2000	5.7	YGMXT05.7189	TIER1		D-665-18	U	S	TWC	1	ALL	640003	
2000	5.7	YGMXT05.7188	TIER1	UNDER 8500 LBS. GWV	D-665-18	U	S	TWC	1	ALL	640003	640568
2000	5.7	YGMXA05.7185	LEV1 LEV		D-665-18	UL	D	2TWC	2	ALL	640003	
2000	5.7	YGMXA05.7191	TIER1		D-665-18	UL	D	2TWC	2	ALL	640003	
2000	5.7	YGMXT05.7188	TIER1		D-665-18	UL	S	TWC	1	ALL	640003	
2000	5.7	YGMXA05.7185	LEV1 LEV		D-665-18	UR	D	2TWC	2	ALL	640003	
2000	5.7	YGMXA05.7191	TIER1		D-665-18	UR	D	2TWC	2	ALL	640003	
2000	5.7	YGMXT05.7188	TIER1		D-665-18	UR	S	TWC	1	ALL	640003	
2001	5.7	1GMXA06.0188	LEV1 LEV		D-665-20	FL	D	2WU-TWC,2TWC	4	ALL	650019	
2001	5.7	1GMXA06.0188	LEV1 LEV		D-665-20	FR	D	2WU-TWC,2TWC	4	ALL	650019	
2001	5.7	1GMXA06.0188	LEV1 LEV		D-665-20	RL	D	2WU-TWC,2TWC	4	ALL	651017	
2001	5.7	1GMXA06.0188	LEV1 LEV		D-665-20	RR	D	2WU-TWC,2TWC	4	ALL	651017	
2001	5.7	1GMXA06.0194	LEV1 LEV		D-665-18	UL	D	2TWC	2	ALL	640003	
2001	5.7	1GMXA06.0188	LEV1 LEV		D-665-20	UL	D	2WU-TWC,2TWC	4	ALL		651666
2001	5.7	1GMXA06.0194	LEV1 LEV		D-665-18	UR	D	2TWC	2	ALL	640003	
2001	5.7	1GMXA06.0188	LEV1 LEV		D-665-20	UR	D	2WU-TWC,2TWC	4	ALL		651667
2002	5.7	2GMXA06.0188	LEV1 LEV		D-665-20	FL	D	2WU-TWC,2TWC	4	ALL	650019	
2002	5.7	2GMXA06.0188	LEV1 LEV		D-665-20	FR	D	2WU-TWC,2TWC	4	ALL	650019	
2002	5.7	2GMXA06.0188	LEV1 LEV		D-665-20	RL	D	2WU-TWC,2TWC	4	ALL	651017	
2002	5.7	2GMXA06.0188	LEV1 LEV		D-665-20	RR	D	2WU-TWC,2TWC	4	ALL	651017	
2002	5.7	2GMXA06.0194	LEV1 LEV		D-665-18	UL	D	2TWC	2	ALL	640003	
2002	5.7	2GMXA06.0188	LEV1 LEV		D-665-20	UL	D	2WU-TWC,2TWC	4	ALL		651666
2002	5.7	2GMXA06.0194	LEV1 LEV		D-665-18	UR	D	2TWC	2	ALL	640003	
2002	5.7	2GMXA06.0188	LEV1 LEV		D-665-20	UR	D	2WU-TWC,2TWC	4	ALL		651667
2003	6.0	3GMXA06.0189	LEV1 LEV		D-665-20	FL	D	2WU-TWC,2TWC	4	ALL	650020	
2003	6.0	3GMXA06.0189	LEV1 LEV		D-665-20	FR	D	2WU-TWC,2TWC	4	ALL	650018	
2003	6.0	3GMXA06.0189	LEV1 LEV		D-665-20	RL	D	2WU-TWC,2TWC	4	ALL	651019	
2003	6.0	3GMXA06.0189	LEV1 LEV		D-665-20	RR	D	2WU-TWC,2TWC	4	ALL	651016	
2003	6.0	3GMXA06.0189	LEV1 LEV		D-665-20	UL	D	2WU-TWC,2TWC	4	ALL		651594
2003	6.0	3GMXA06.0189	LEV1 LEV		D-665-20	UR	D	2WU-TWC,2TWC	4	ALL		651595
2005	6.0	5GMXT06.0191	LEV1 LEV		D-665-20	FL	D	2WU-TWC,2TWC	4	ALL	650020	

OBDII

Year	Liters	Engine Family	Certification Std.	Comments	Executive Order	Location	Exhaust Type	Converter Type	# Converters	Drive Type	Universal #	Direct Fit #
------	--------	---------------	--------------------	----------	-----------------	----------	--------------	----------------	--------------	------------	-------------	--------------

CHEVROLET

EXPRESS 2500 (Continued)

2005	6.0	5GMXT06.0191	LEV1 LEV		D-665-20	FR	D	2WU-TWC,2TWC	4	ALL	650018	
2005	6.0	5GMXT06.0191	LEV1 LEV		D-665-20	RL	D	2WU-TWC,2TWC	4	ALL	651019	
2005	6.0	5GMXT06.0191	LEV1 LEV		D-665-20	RR	D	2WU-TWC,2TWC	4	ALL	651016	
2005	6.0	5GMXT06.0191	LEV1 LEV		D-665-20	UL	D	2WU-TWC,2TWC	4	ALL		651594
2005	6.0	5GMXT06.0191	LEV1 LEV		D-665-20	UR	D	2WU-TWC,2TWC	4	ALL		651595

EXPRESS 3500

2005	4.8	5GMXA04.8172	LEV1 LEV		D-665-20	FL	D	2WU-TWC,2TWC	4	ALL	650020	
2005	4.8	5GMXT06.0191	LEV1 LEV		D-665-20	FL	D	2WU-TWC,2TWC	4	ALL	650020	
2005	4.8	5GMXA04.8172	LEV1 LEV		D-665-20	FR	D	2WU-TWC,2TWC	4	ALL	650018	
2005	4.8	5GMXT06.0191	LEV1 LEV		D-665-20	FR	D	2WU-TWC,2TWC	4	ALL	650018	
2005	4.8	5GMXA04.8172	LEV1 LEV		D-665-20	RL	D	2WU-TWC,2TWC	4	ALL	651019	
2005	4.8	5GMXT06.0191	LEV1 LEV		D-665-20	RL	D	2WU-TWC,2TWC	4	ALL	651019	
2005	4.8	5GMXA04.8172	LEV1 LEV		D-665-20	RR	D	2WU-TWC,2TWC	4	ALL	651016	
2005	4.8	5GMXT06.0191	LEV1 LEV		D-665-20	RR	D	2WU-TWC,2TWC	4	ALL	651016	
2005	4.8	5GMXA04.8172	LEV1 LEV		D-665-20	UL	D	2WU-TWC,2TWC	4	ALL		651594
2005	4.8	5GMXT06.0191	LEV1 LEV		D-665-20	UL	D	2WU-TWC,2TWC	4	ALL		651594
2005	4.8	5GMXA04.8172	LEV1 LEV		D-665-20	UR	D	2WU-TWC,2TWC	4	ALL		651595
2005	4.8	5GMXT06.0191	LEV1 LEV		D-665-20	UR	D	2WU-TWC,2TWC	4	ALL		651595
1996	5.7	TGM5.75PGFEK	TIER1		D-665-18	UL	D	2TWC	2	ALL	640003	640555
1996	5.7	TGM5.7JPG1EK	TIER1		D-665-18	UL	D	2TWC	2	ALL	640003	640555
1996	5.7	TGM5.75PGFEK	TIER1		D-665-18	UR	D	2TWC	2	ALL	640003	640554
1996	5.7	TGM5.7JPG1EK	TIER1		D-665-18	UR	D	2TWC	2	ALL	640003	640554
1997	5.7	VGM5.7JPG1EK	TIER1		D-665-18	UL	D	2TWC	2	ALL	640003	640555
1997	5.7	VGM5.7JPG1GK	TIER1		D-665-18	UL	D	2TWC	2	ALL	640003	640555
1997	5.7	VGM5.7JPG1EK	TIER1		D-665-18	UR	D	2TWC	2	ALL	640003	640554
1997	5.7	VGM5.7JPG1GK	TIER1		D-665-18	UR	D	2TWC	2	ALL	640003	640554
1998	5.7	WGMXA05.7186	LEV1 LEV		D-665-18	UL	D	2TWC	2	ALL	640003	640555
1998	5.7	WGMXA05.7187	TIER1		D-665-18	UL	D	2TWC	2	ALL	640003	640555
1998	5.7	WGMXA05.7186	LEV1 LEV		D-665-18	UR	D	2TWC	2	ALL	640003	640554
1998	5.7	WGMXA05.7187	TIER1		D-665-18	UR	D	2TWC	2	ALL	640003	640554
1999	5.7	XGMXA05.7182	TIER1		D-665-18	UL	D	2TWC	2	ALL	640003	640555
1999	5.7	XGMXA05.7185	LEV1 LEV		D-665-18	UL	D	2TWC	2	ALL	640003	640555
1999	5.7	XGMXA05.7187	TIER1		D-665-18	UL	D	2TWC	2	ALL	640003	640555
1999	5.7	XGMXA05.7182	TIER1		D-665-18	UR	D	2TWC	2	ALL	640003	640554
1999	5.7	XGMXA05.7185	LEV1 LEV		D-665-18	UR	D	2TWC	2	ALL	640003	640554
1999	5.7	XGMXA05.7187	TIER1		D-665-18	UR	D	2TWC	2	ALL	640003	640554
2000	5.7	YGMXA05.7191	TIER1		D-665-18	U	D	2TWC	2	ALL		640568
2000	5.7	YGMXT05.7188	TIER1		D-665-18	U	S	TWC	1	ALL	640003	
2000	5.7	YGMXT05.7189	TIER1		D-665-18	U	S	TWC	1	ALL	640003	
2000	5.7	YGMXA05.7191	TIER1		D-665-18	UL	D	2TWC	2	ALL	640003	
2000	5.7	YGMXT05.7188	TIER1		D-665-18	UL	S	TWC	1	ALL	640003	
2000	5.7	YGMXA05.7191	TIER1		D-665-18	UR	D	2TWC	2	ALL	640003	
2000	5.7	YGMXT05.7188	TIER1		D-665-18	UR	S	TWC	1	ALL	640003	
2001	5.7	1GMXA06.0188	LEV1 LEV		D-665-20	FL	D	2WU-TWC,2TWC	4	ALL	650019	
2001	5.7	1GMXA06.0188	LEV1 LEV		D-665-20	FR	D	2WU-TWC,2TWC	4	ALL	650019	
2001	5.7	1GMXA06.0188	LEV1 LEV		D-665-20	RL	D	2WU-TWC,2TWC	4	ALL	651017	
2001	5.7	1GMXA06.0188	LEV1 LEV		D-665-20	RR	D	2WU-TWC,2TWC	4	ALL	651017	
2001	5.7	1GMXA06.0188	LEV1 LEV		D-665-20	UL	D	2WU-TWC,2TWC	4	ALL		651666
2001	5.7	1GMXA06.0188	LEV1 LEV		D-665-20	UR	D	2WU-TWC,2TWC	4	ALL		651667

OBDII

Year	Liters	Engine Family	Certification Std.	Comments	Executive Order	Location	Exhaust Type	Converter Type	# Converters	Drive Type	Universal #	Direct Fit #
------	--------	---------------	--------------------	----------	-----------------	----------	--------------	----------------	--------------	------------	-------------	--------------

CHEVROLET

EXPRESS 3500 (Continued)

2002	5.7	2GMXA06.0188	LEV1 LEV		D-665-20	FL	D	2WU-TWC,2TWC	4	ALL	650019	
2002	5.7	2GMXA06.0188	LEV1 LEV		D-665-20	FR	D	2WU-TWC,2TWC	4	ALL	650019	
2002	5.7	2GMXA06.0188	LEV1 LEV		D-665-20	RL	D	2WU-TWC,2TWC	4	ALL	651017	
2002	5.7	2GMXA06.0188	LEV1 LEV		D-665-20	RR	D	2WU-TWC,2TWC	4	ALL	651017	
2002	5.7	2GMXA06.0188	LEV1 LEV		D-665-20	UL	D	2WU-TWC,2TWC	4	ALL		651666
2002	5.7	2GMXA06.0188	LEV1 LEV		D-665-20	UR	D	2WU-TWC,2TWC	4	ALL		651667
2003	6.0	3GMXA06.0189	LEV1 LEV		D-665-20	FL	D	2WU-TWC,2TWC	4	ALL	650020	
2003	6.0	3GMXA06.0189	LEV1 LEV		D-665-20	FR	D	2WU-TWC,2TWC	4	ALL	650018	
2003	6.0	3GMXA06.0189	LEV1 LEV		D-665-20	RL	D	2WU-TWC,2TWC	4	ALL	651018	
2003	6.0	3GMXA06.0189	LEV1 LEV		D-665-20	RR	D	2WU-TWC,2TWC	4	ALL	651019	
2003	6.0	3GMXA06.0189	LEV1 LEV		D-665-20	UL	D	2WU-TWC,2TWC	4	ALL		651594
2003	6.0	3GMXA06.0189	LEV1 LEV		D-665-20	UR	D	2WU-TWC,2TWC	4	ALL		651595
2005	6.0	5GMXT06.0191	LEV1 LEV		D-665-20	FL	D	2WU-TWC,2TWC	4	ALL	650020	
2005	6.0	5GMXT06.0191	LEV1 LEV		D-665-20	FR	D	2WU-TWC,2TWC	4	ALL	650018	
2005	6.0	5GMXT06.0191	LEV1 LEV		D-665-20	RL	D	2WU-TWC,2TWC	4	ALL	651019	
2005	6.0	5GMXT06.0191	LEV1 LEV		D-665-20	RR	D	2WU-TWC,2TWC	4	ALL	651016	
2005	6.0	5GMXT06.0191	LEV1 LEV		D-665-20	UL	D	2WU-TWC,2TWC	4	ALL		651594
2005	6.0	5GMXT06.0191	LEV1 LEV		D-665-20	UR	D	2WU-TWC,2TWC	4	ALL		651595
1996	7.4	TGM7.4J8G1EK	TIER1		D-665-18	UL	D	2TWC	2	ALL	640004	
1996	7.4	TGM7.4J8G1EK	TIER1		D-665-18	UR	D	2TWC	2	ALL	640004	
1997	7.4	VGM7.4J8G1EK	TIER1		D-665-18	UL	D	2TWC	2	ALL	640004	
1997	7.4	VGM7.4J8G1EK	TIER1		D-665-18	UR	D	2TWC	2	ALL	640004	
1998	7.4	WGMXA07.4201	TIER1		D-665-18	UL	D	2TWC	2	ALL	640004	
1998	7.4	WGMXA07.4201	TIER1		D-665-18	UR	D	2TWC	2	ALL	640004	
1999	7.4	XGMXA07.4201	TIER1		D-665-18	UL	D	2TWC	2	ALL	640004	
1999	7.4	XGMXA07.4201	TIER1		D-665-18	UR	D	2TWC	2	ALL	640004	
2000	7.4	YGMXA07.4201	TIER1		D-665-18	UL	D	2TWC	2	ALL	640004	
2000	7.4	YGMXA07.4201	TIER1		D-665-18	UR	D	2TWC	2	ALL	640004	
2001	8.1	1GMXA08.1202	TIER1		D-665-18	UL	D	2TWC	2	ALL	640003	
2001	8.1	1GMXA08.1202	TIER1		D-665-18	UR	D	2TWC	2	ALL	640003	
2002	8.1	2GMXA08.1201	LEV1 LEV		D-665-20	FL	D	2WU-TWC,2TWC	4	ALL	650035	
2002	8.1	2GMXA08.1201	LEV1 LEV		D-665-20	FR	D	2WU-TWC,2TWC	4	ALL	650035	
2002	8.1	2GMXA08.1201	LEV1 LEV		D-665-20	RL	D	2WU-TWC,2TWC	4	ALL	651036	
2002	8.1	2GMXA08.1201	LEV1 LEV		D-665-20	RR	D	2WU-TWC,2TWC	4	ALL	651036	
2002	8.1	2GMXA08.1201	LEV1 LEV		D-665-20	U	D	2WU-TWC,2TWC	4	ALL		651672

G30

1996	5.7	TGM5.75PGFEK	TIER1		D-665-18	UL	D	2TWC	2	ALL	640003	
1996	5.7	TGM5.7JPG1EK	TIER1		D-665-18	UL	D	2TWC	2	ALL	640004	
1996	5.7	TGM5.75PGFEK	TIER1		D-665-18	UR	D	2TWC	2	ALL	640003	
1996	5.7	TGM5.7JPG1EK	TIER1		D-665-18	UR	D	2TWC	2	ALL	640004	
1996	7.4	TGM7.4J8G1EK	TIER1		D-665-18	UL	D	2TWC	2	ALL	640004	
1996	7.4	TGM7.4J8G1EK	TIER1		D-665-18	UR	D	2TWC	2	ALL	640004	

IMPALA

2000	3.4	YGMXV03.8043	LEV1 LEV		D-665-12	U	S	TWC	1	ALL	850618	850662
2001	3.4	1GMXV03.8043	LEV1 LEV		D-665-12	U	S	TWC	1	ALL	850618	850662
2002	3.4	2GMXV03.8043	LEV1 LEV		D-665-12	U	S	TWC	1	ALL	850618	850662
2000	3.8	YGMXV03.8043	LEV1 LEV		D-665-17	U	S	TWC	1	ALL	630003	630625
2002	3.8	2GMXV03.8043	LEV1 LEV		D-665-12	U	S	TWC	1	ALL	850619	850663
1996	5.7	TGM5.7V8GFEK	TIER1		D-665-17	UL	D	2TWC	2	ALL	630016	630595

OBDII

Year	Liters	Engine Family	Certification Std.	Comments	Executive Order	Location	Exhaust Type	Converter Type	# Converters	Drive Type	Universal #	Direct Fit #
------	--------	---------------	--------------------	----------	-----------------	----------	--------------	----------------	--------------	------------	-------------	--------------

CHEVROLET

IMPALA (Continued)

1996	5.7	TGM5.7V8GFEK	TIER1		D-665-17	UR	D	2TWC	2	ALL	630016	630594
------	-----	--------------	-------	--	----------	----	---	------	---	-----	--------	--------

K1500

1996	4.3	TGM4.35PGFEK	TIER1		D-665-18	U	S	TWC	1	ALL	640004	640547
1996	4.3	TGM4.38PGBEK	TIER1		D-665-18	U	S	TWC	1	ALL	640004	640547
1997	4.3	VGM4.3HPG1EK	TIER1		D-665-18	U	S	TWC	1	ALL	640004	640547
1998	4.3	WGMXA04.3190	TIER1		D-665-18	U	S	TWC	1	ALL	640004	640547
1996	5.0	TGM5.0HPG1EK	TIER1		D-665-18	U	S	TWC	1	2WD	640004	640547
1996	5.0	TGM5.0JPG1EK	TIER1		D-665-18	U	S	TWC	1	2WD	640004	640547
1997	5.0	VGM5.0HPG1EK	TIER1		D-665-18	U	S	TWC	1	2WD	640004	640547
1997	5.0	VGM5.0JPG1EK	TIER1		D-665-18	U	S	TWC	1	2WD	640004	640547
1998	5.0	WGMXA05.0182	TIER1		D-665-18	U	S	TWC	1	ALL	640004	640547
1998	5.0	WGMXA05.0184	TIER1		D-665-18	U	S	TWC	1	ALL	640004	640547
1999	5.0	XGMXA05.0182	TIER1		D-665-18	U	S	TWC	1	ALL	640004	640547
1999	5.0	XGMXA05.0184	TIER1		D-665-18	U	S	TWC	1	ALL	640004	640547
1996	5.7	TGM5.75PGFEK	TIER1		D-665-18	U	D	2TWC	2	ALL		640542
1996	5.7	TGM5.76PGFEK	TIER1		D-665-18	U	D	2TWC	2	ALL		640542
1996	5.7	TGM5.7JPG1EK	TIER1		D-665-18	U	D	2TWC	2	ALL		640542
1996	5.7	TGM5.75PGFEK	TIER1		D-665-18	UL	D	2TWC	2	ALL	640001	
1996	5.7	TGM5.76PGFEK	TIER1		D-665-18	UL	D	2TWC	2	ALL	640001	
1996	5.7	TGM5.7JPG1EK	TIER1		D-665-18	UL	D	2TWC	2	ALL	640001	
1996	5.7	TGM5.75PGFEK	TIER1		D-665-18	UR	D	2TWC	2	ALL	640001	
1996	5.7	TGM5.76PGFEK	TIER1		D-665-18	UR	D	2TWC	2	ALL	640001	
1996	5.7	TGM5.7JPG1EK	TIER1		D-665-18	UR	D	2TWC	2	ALL	640001	
1997	5.7	VGM5.7HPG1EK	TIER1		D-665-18	U	D	2TWC	2	ALL		640542
1997	5.7	VGM5.7JPG1GK	TIER1		D-665-18	U	D	2TWC	2	ALL		640542
1997	5.7	VGM5.7HPG1EK	TIER1		D-665-18	UL	D	2TWC	2	ALL	640001	
1997	5.7	VGM5.7JPG1GK	TIER1		D-665-18	UL	D	2TWC	2	ALL	640001	
1997	5.7	VGM5.7HPG1EK	TIER1		D-665-18	UR	D	2TWC	2	ALL	640001	
1997	5.7	VGM5.7JPG1GK	TIER1		D-665-18	UR	D	2TWC	2	ALL	640001	
1998	5.7	WGMXA05.7182	TIER1		D-665-18	U	D	2TWC	2	ALL		640542
1998	5.7	WGMXA05.7184	TIER1		D-665-18	U	D	2TWC	2	ALL		640542
1998	5.7	WGMXA05.7187	TIER1		D-665-18	U	D	2TWC	2	ALL		640542
1998	5.7	WGMXA05.7182	TIER1		D-665-18	UL	D	2TWC	2	ALL	640001	
1998	5.7	WGMXA05.7184	TIER1		D-665-18	UL	D	2TWC	2	ALL	640001	
1998	5.7	WGMXA05.7187	TIER1		D-665-18	UL	D	2TWC	2	ALL	640001	
1998	5.7	WGMXA05.7182	TIER1		D-665-18	UR	D	2TWC	2	ALL	640001	
1998	5.7	WGMXA05.7184	TIER1		D-665-18	UR	D	2TWC	2	ALL	640001	
1998	5.7	WGMXA05.7187	TIER1		D-665-18	UR	D	2TWC	2	ALL	640001	
1999	5.7	XGMXA05.7182	TIER1		D-665-18	U	D	2TWC	2	ALL		640542
1999	5.7	XGMXA05.7182	TIER1		D-665-18	UL	D	2TWC	2	ALL	640001	
1999	5.7	XGMXA05.7182	TIER1		D-665-18	UR	D	2TWC	2	ALL	640001	

K1500 SUBURBAN

1996	5.7	TGM5.75PGFEK	TIER1		D-665-18	U	D	2TWC	2	ALL		640542
1996	5.7	TGM5.76PGFEK	TIER1		D-665-18	U	D	2TWC	2	ALL		640542
1996	5.7	TGM5.75PGFEK	TIER1		D-665-18	UL	D	2TWC	2	ALL	640001	
1996	5.7	TGM5.76PGFEK	TIER1		D-665-18	UL	D	2TWC	2	ALL	640001	
1996	5.7	TGM5.75PGFEK	TIER1		D-665-18	UR	D	2TWC	2	ALL	640001	
1996	5.7	TGM5.76PGFEK	TIER1		D-665-18	UR	D	2TWC	2	ALL	640001	
1997	5.7	VGM5.7HPG1EK	TIER1		D-665-18	U	D	2TWC	2	ALL		640542

OBDII

Year	Liters	Engine Family	Certification Std.	Comments	Executive Order	Location	Exhaust Type	Converter Type	# Converters	Drive Type	Universal #	Direct Fit #
------	--------	---------------	--------------------	----------	-----------------	----------	--------------	----------------	--------------	------------	-------------	--------------

CHEVROLET

K1500 SUBURBAN (Continued)

1997	5.7	VGM5.7JPG1EK	TIER1		D-665-18	U	D	2TWC	2	ALL		640542
1997	5.7	VGM5.7JPG1GK	TIER1		D-665-18	U	D	2TWC	2	ALL		640542
1997	5.7	VGM5.7HPG1EK	TIER1		D-665-18	UL	D	2TWC	2	ALL	640001	
1997	5.7	VGM5.7JPG1EK	TIER1		D-665-18	UL	D	2TWC	2	ALL	640001	
1997	5.7	VGM5.7JPG1GK	TIER1		D-665-18	UL	D	2TWC	2	ALL	640001	
1997	5.7	VGM5.7HPG1EK	TIER1		D-665-18	UR	D	2TWC	2	ALL	640001	
1997	5.7	VGM5.7JPG1EK	TIER1		D-665-18	UR	D	2TWC	2	ALL	640001	
1997	5.7	VGM5.7JPG1GK	TIER1		D-665-18	UR	D	2TWC	2	ALL	640001	
1998	5.7	WGMXA05.7185	LEV1 LEV		D-665-18	U	D	2TWC	2	ALL		640542
1998	5.7	WGMXA05.7186	LEV1 LEV		D-665-18	U	D	2TWC	2	ALL		640542
1998	5.7	WGMXA05.7185	LEV1 LEV		D-665-18	UL	D	2TWC	2	ALL	640001	
1998	5.7	WGMXA05.7186	LEV1 LEV		D-665-18	UL	D	2TWC	2	ALL	640001	
1998	5.7	WGMXA05.7185	LEV1 LEV		D-665-18	UR	D	2TWC	2	ALL	640001	
1998	5.7	WGMXA05.7186	LEV1 LEV		D-665-18	UR	D	2TWC	2	ALL	640001	
1999	5.7	XGMXA05.7185	LEV1 LEV		D-665-18	U	D	2TWC	2	ALL		640542
1999	5.7	XGMXA05.7186	LEV1 LEV		D-665-18	U	D	2TWC	2	ALL		640542
1999	5.7	XGMXA05.7187	TIER1		D-665-18	U	D	2TWC	2	ALL		640542
1999	5.7	XGMXA05.7185	LEV1 LEV		D-665-18	UL	D	2TWC	2	ALL	640001	
1999	5.7	XGMXA05.7186	LEV1 LEV		D-665-18	UL	D	2TWC	2	ALL	640001	
1999	5.7	XGMXA05.7187	TIER1		D-665-18	UL	D	2TWC	2	ALL	640001	
1999	5.7	XGMXA05.7185	LEV1 LEV		D-665-18	UR	D	2TWC	2	ALL	640001	
1999	5.7	XGMXA05.7186	LEV1 LEV		D-665-18	UR	D	2TWC	2	ALL	640001	
1999	5.7	XGMXA05.7187	TIER1		D-665-18	UR	D	2TWC	2	ALL	640001	

K2500

1996	5.0	TGM5.0JPG1EK	TIER1		D-665-14	U	S	TWC	1	4WD	865018	865520
1997	5.0	VGM5.0JPG1EK	TIER1		D-665-18	U	S	TWC	1	ALL	640004	
1998	5.0	WGMXA05.0182	TIER1		D-665-18	U	S	TWC	1	ALL	640004	640542
1998	5.0	WGMXA05.0184	TIER1		D-665-18	U	S	TWC	1	ALL	640004	640542
1996	5.7	TGM5.75PGFEK	TIER1		D-665-18	U	D	2TWC	2	ALL		640542
1996	5.7	TGM5.76PGFEK	TIER1		D-665-18	U	D	2TWC	2	ALL		640542
1996	5.7	TGM5.7JPG1EK	TIER1		D-665-18	U	D	2TWC	2	ALL		640542
1996	5.7	TGM5.75PGFEK	TIER1		D-665-18	UL	D	2TWC	2	ALL	640001	
1996	5.7	TGM5.76PGFEK	TIER1		D-665-18	UL	D	2TWC	2	ALL	640001	
1996	5.7	TGM5.7JPG1EK	TIER1		D-665-18	UL	D	2TWC	2	ALL	640001	
1996	5.7	TGM5.76PGFEK	TIER1		D-665-18	UR	D	2TWC	2	ALL	640001	
1996	5.7	TGM5.7JPG1EK	TIER1		D-665-18	UR	D	2TWC	2	ALL	640001	
1997	5.7	VGM5.7HPG1EK	TIER1		D-665-18	U	D	2TWC	2	ALL		640542
1997	5.7	VGM5.7JPG1EK	TIER1		D-665-18	U	D	2TWC	2	ALL		640542
1997	5.7	VGM5.7HPG1EK	TIER1		D-665-18	UL	D	2TWC	2	ALL	640001	
1997	5.7	VGM5.7JPG1EK	TIER1		D-665-18	UL	D	2TWC	2	ALL	640001	
1997	5.7	VGM5.7HPG1EK	TIER1		D-665-18	UR	D	2TWC	2	ALL	640001	
1997	5.7	VGM5.7JPG1EK	TIER1		D-665-18	UR	D	2TWC	2	ALL	640001	
1998	5.7	WGMXA05.7182	TIER1		D-665-18	UL	D	2TWC	2	ALL	640001	
1998	5.7	WGMXA05.7184	TIER1		D-665-18	UL	D	2TWC	2	ALL	640001	
1998	5.7	WGMXA05.7187	TIER1		D-665-18	UL	D	2TWC	2	ALL	640001	
1998	5.7	WGMXA05.7182	TIER1		D-665-18	UR	D	2TWC	2	ALL	640001	
1998	5.7	WGMXA05.7184	TIER1		D-665-18	UR	D	2TWC	2	ALL	640001	
1998	5.7	WGMXA05.7187	TIER1		D-665-18	UR	D	2TWC	2	ALL	640001	
1999	5.7	XGMXA05.7182	TIER1		D-665-18	U	D	2TWC	2	ALL		640542

OBDII

Year	Liters	Engine Family	Certification Std.	Comments	Executive Order	Location	Exhaust Type	Converter Type	# Converters	Drive Type	Universal #	Direct Fit #
------	--------	---------------	--------------------	----------	-----------------	----------	--------------	----------------	--------------	------------	-------------	--------------

CHEVROLET

K2500 (Continued)

1999	5.7	XGMXA05.7187	TIER1		D-665-18	U	D	2TWC	2	ALL		640542
1999	5.7	XGMXA05.7182	TIER1		D-665-18	UL	D	2TWC	2	ALL	640001	
1999	5.7	XGMXA05.7187	TIER1		D-665-18	UL	D	2TWC	2	ALL	640001	
1999	5.7	XGMXA05.7182	TIER1		D-665-18	UR	D	2TWC	2	ALL	640001	
1999	5.7	XGMXA05.7187	TIER1		D-665-18	UR	D	2TWC	2	ALL	640001	
2000	5.7	YGMXA05.7191	TIER1		D-665-18	U	D	2TWC	2	ALL		640542
2000	5.7	YGMXA05.7194	LEV1 LEV		D-665-18	U	D	2TWC	2	ALL		640542
2000	5.7	YGMXA05.7191	TIER1		D-665-18	UL	D	2TWC	2	ALL	640001	
2000	5.7	YGMXA05.7194	LEV1 LEV		D-665-18	UL	D	2TWC	2	ALL	640001	
2000	5.7	YGMXA05.7191	TIER1		D-665-18	UR	D	2TWC	2	ALL	640001	
2000	5.7	YGMXA05.7194	LEV1 LEV		D-665-18	UR	D	2TWC	2	ALL	640001	
1996	7.4	TGM7.4J8G1EK	TIER1		D-665-18	UL	D	2TWC	2	ALL	640003	
1996	7.4	TGM7.4J8G1EK	TIER1		D-665-18	UR	D	2TWC	2	ALL	640003	
1997	7.4	VGM7.4J8G1EK	TIER1	w/ 131.5" W.B.	D-665-18	R	D	2TWC	2	ALL		640566
1997	7.4	VGM7.4J8G1EK	TIER1	w/ 141.5" W.B.	D-665-18	R	D	2TWC	2	ALL		640566
1997	7.4	VGM7.4J8G1EK	TIER1		D-665-18	UL	D	2TWC	2	ALL	640003	
1997	7.4	VGM7.4J8G1EK	TIER1		D-665-18	UR	D	2TWC	2	ALL	640003	
1998	7.4	WGMXA07.4201	TIER1		D-665-18	F	D	2TWC	2	ALL		640578
1998	7.4	WGMXA07.4201	TIER1	w/ 131.5" W.B.	D-665-18	R	D	2TWC	2	ALL		640566
1998	7.4	WGMXA07.4201	TIER1	w/ 141.5" W.B.	D-665-18	R	D	2TWC	2	ALL		640566
1998	7.4	WGMXA07.4201	TIER1		D-665-18	UL	D	2TWC	2	ALL	640003	
1998	7.4	WGMXA07.4201	TIER1		D-665-18	UR	D	2TWC	2	ALL	640003	
1999	7.4	XGMXA07.4201	TIER1		D-665-18	F	D	2TWC	2	ALL		640578
1999	7.4	XGMXA07.4201	TIER1	w/ 131.5" W.B.	D-665-18	R	D	2TWC	2	ALL		640566
1999	7.4	XGMXA07.4201	TIER1	w/ 141.5" W.B.	D-665-18	R	D	2TWC	2	ALL		640566
1999	7.4	XGMXA07.4201	TIER1		D-665-18	UL	D	2TWC	2	ALL	640003	
1999	7.4	XGMXA07.4201	TIER1		D-665-18	UR	D	2TWC	2	ALL	640003	
2000	7.4	YGMXA07.4201	TIER1		D-665-18	F	D	2TWC	2	ALL		640578
2000	7.4	YGMXA07.4201	TIER1		D-665-18	R	D	2TWC	2	ALL		640566
2000	7.4	YGMXA07.4201	TIER1	w/ 131.5" W.B.	D-665-18	R	D	2TWC	2	ALL		640566
2000	7.4	YGMXA07.4201	TIER1	w/ 141.5" W.B.	D-665-18	R	D	2TWC	2	ALL		640566
2000	7.4	YGMXA07.4201	TIER1	w/ 151.5" W.B.	D-665-18	R	D	2TWC	2	ALL		640566
2000	7.4	YGMXA07.4201	TIER1		D-665-18	UL	D	2TWC	2	ALL	640003	
2000	7.4	YGMXA07.4201	TIER1		D-665-18	UR	D	2TWC	2	ALL	640003	

K2500 SUBURBAN

1996	5.7	TGM5.75PGFEK	TIER1		D-665-18	U	D	2TWC	2	ALL		640542
1996	5.7	TGM5.76PGFEK	TIER1		D-665-18	U	D	2TWC	2	ALL		640542
1996	5.7	TGM5.7JPG1EK	TIER1		D-665-18	U	D	2TWC	2	ALL		640542
1996	5.7	TGM5.75PGFEK	TIER1		D-665-18	UL	D	2TWC	2	ALL	640001	
1996	5.7	TGM5.76PGFEK	TIER1		D-665-18	UL	D	2TWC	2	ALL	640001	
1996	5.7	TGM5.7JPG1EK	TIER1		D-665-18	UL	D	2TWC	2	ALL	640001	
1996	5.7	TGM5.75PGFEK	TIER1		D-665-18	UR	D	2TWC	2	ALL	640001	
1996	5.7	TGM5.76PGFEK	TIER1		D-665-18	UR	D	2TWC	2	ALL	640001	
1996	5.7	TGM5.7JPG1EK	TIER1		D-665-18	UR	D	2TWC	2	ALL	640001	
1997	5.7	VGM5.7HPG1EK	TIER1		D-665-18	U	D	2TWC	2	ALL		640542
1997	5.7	VGM5.7JPG1EK	TIER1		D-665-18	U	D	2TWC	2	ALL		640542
1997	5.7	VGM5.7JPG1GK	TIER1		D-665-18	U	D	2TWC	2	ALL		640542
1997	5.7	VGM5.7HPG1EK	TIER1		D-665-18	UL	D	2TWC	2	ALL	640001	
1997	5.7	VGM5.7JPG1EK	TIER1		D-665-18	UL	D	2TWC	2	ALL	640001	

Year	Liters	Engine Family	Certification Std.	Comments	Executive Order	Location	Exhaust Type	Converter Type	# Converters	Drive Type	Universal #	Direct Fit #
------	--------	---------------	--------------------	----------	-----------------	----------	--------------	----------------	--------------	------------	-------------	--------------

CHEVROLET

K2500 SUBURBAN (Continued)

1997	5.7	VGM5.7JPG1GK	TIER1		D-665-18	UL	D	2TWC	2	ALL	640001	
1997	5.7	VGM5.7HPG1EK	TIER1		D-665-18	UR	D	2TWC	2	ALL	640001	
1997	5.7	VGM5.7JPG1EK	TIER1		D-665-18	UR	D	2TWC	2	ALL	640001	
1997	5.7	VGM5.7JPG1GK	TIER1		D-665-18	UR	D	2TWC	2	ALL	640001	
1998	5.7	WGMXA05.7185	LEV1 LEV		D-665-18	U	D	2TWC	2	ALL		640542
1998	5.7	WGMXA05.7186	LEV1 LEV		D-665-18	U	D	2TWC	2	ALL		640542
1998	5.7	WGMXA05.7187	TIER1		D-665-18	U	D	2TWC	2	ALL		640542
1998	5.7	WGMXA05.7185	LEV1 LEV		D-665-18	UL	D	2TWC	2	ALL	640001	
1998	5.7	WGMXA05.7186	LEV1 LEV		D-665-18	UL	D	2TWC	2	ALL	640001	
1998	5.7	WGMXA05.7187	TIER1		D-665-18	UL	D	2TWC	2	ALL	640001	
1998	5.7	WGMXA05.7185	LEV1 LEV		D-665-18	UR	D	2TWC	2	ALL	640001	
1998	5.7	WGMXA05.7186	LEV1 LEV		D-665-18	UR	D	2TWC	2	ALL	640001	
1998	5.7	WGMXA05.7187	TIER1		D-665-18	UR	D	2TWC	2	ALL	640001	
1999	5.7	XGMXA05.7185	LEV1 LEV		D-665-18	U	D	2TWC	2	ALL		640542
1999	5.7	XGMXA05.7186	LEV1 LEV		D-665-18	U	D	2TWC	2	ALL		640542
1999	5.7	XGMXA05.7187	TIER1		D-665-18	U	D	2TWC	2	ALL		640542
1999	5.7	XGMXA05.7185	LEV1 LEV		D-665-18	UL	D	2TWC	2	ALL	640001	
1999	5.7	XGMXA05.7186	LEV1 LEV		D-665-18	UL	D	2TWC	2	ALL	640001	
1999	5.7	XGMXA05.7187	TIER1		D-665-18	UL	D	2TWC	2	ALL	640001	
1999	5.7	XGMXA05.7185	LEV1 LEV		D-665-18	UR	D	2TWC	2	ALL	640001	
1999	5.7	XGMXA05.7186	LEV1 LEV		D-665-18	UR	D	2TWC	2	ALL	640001	
1999	5.7	XGMXA05.7187	TIER1		D-665-18	UR	D	2TWC	2	ALL	640001	
1996	7.4	TGM7.4J8G1EK	TIER1		D-665-18	UL	D	2TWC	2	ALL	640003	
1996	7.4	TGM7.4J8G1EK	TIER1		D-665-18	UR	D	2TWC	2	ALL	640003	
1997	7.4	VGM7.4J8G1EK	TIER1		D-665-18	UL	D	2TWC	2	ALL	640003	
1997	7.4	VGM7.4J8G1EK	TIER1		D-665-18	UR	D	2TWC	2	ALL	640003	
1998	7.4	WGMXA07.4201	TIER1		D-665-18	U	D	2TWC	2	ALL		640578
1998	7.4	WGMXA07.4201	TIER1		D-665-18	UL	D	2TWC	2	ALL	640003	
1998	7.4	WGMXA07.4201	TIER1		D-665-18	UR	D	2TWC	2	ALL	640003	
1999	7.4	XGMXA07.4201	TIER1		D-665-18	U	D	2TWC	2	ALL		640578
1999	7.4	XGMXA07.4201	TIER1		D-665-18	UL	D	2TWC	2	ALL	640003	
1999	7.4	XGMXA07.4201	TIER1		D-665-18	UR	D	2TWC	2	ALL	640003	

K3500

1996	5.7	TGM5.76PGFEK	TIER1		D-665-18	U	D	2TWC	2	2WD		640549
1996	5.7	TGM5.7JPG1EK	TIER1		D-665-18	U	D	2TWC	2	4WD		640549
1996	5.7	TGM5.75PGFEK	TIER1		D-665-18	UL	D	2TWC	2	ALL	640001	
1996	5.7	TGM5.76PGFEK	TIER1		D-665-18	UL	D	2TWC	2	ALL	640001	
1996	5.7	TGM5.7JPG1EK	TIER1		D-665-18	UL	D	2TWC	2	ALL	640001	
1996	5.7	TGM5.75PGFEK	TIER1		D-665-18	UR	D	2TWC	2	ALL	640001	
1996	5.7	TGM5.76PGFEK	TIER1		D-665-18	UR	D	2TWC	2	ALL	640001	
1996	5.7	TGM5.7JPG1EK	TIER1		D-665-18	UR	D	2TWC	2	ALL	640001	
1997	5.7	VGM5.7CPGAEA	TIER1		D-665-18	FL	D	2TWC	2	ALL	640004	
1997	5.7	VGM5.7CPGAEA	TIER1		D-665-18	FR	D	2TWC	2	ALL	640004	
1997	5.7	VGM5.7HPG1EK	TIER1		D-665-18	U	D	2TWC	2	ALL	640001	640549
1997	5.7	VGM5.7HPG1EK	TIER1	w/141.5" WB	D-665-18	U	D	2TWC	2	ALL	640001	640549
1997	5.7	VGM5.7HPG1EK	TIER1	w/155" WB	D-665-18	U	D	2TWC	2	ALL	640001	640549
1997	5.7	VGM5.7HPG1EK	TIER1		D-665-18	UL	D	2TWC	2	ALL	640001	
1997	5.7	VGM5.7JPG1EK	TIER1		D-665-18	UL	D	2TWC	2	ALL	640001	
1997	5.7	VGM5.7HPG1EK	TIER1		D-665-18	UR	D	2TWC	2	ALL	640001	

OBDII

Year	Liters	Engine Family	Certification Std.	Comments	Executive Order	Location	Exhaust Type	Converter Type	# Converters	Drive Type	Universal #	Direct Fit #
------	--------	---------------	--------------------	----------	-----------------	----------	--------------	----------------	--------------	------------	-------------	--------------

CHEVROLET

K3500 (Continued)

1997	5.7	VGMS.7JPG1EK	TIER1		D-665-18	UR	D	2TWC	2	ALL	640001	
1998	5.7	WGMXH05.7582	TIER1		D-665-18	FL	D	2TWC	2	ALL	640004	
1998	5.7	WGMXH05.7582	TIER1		D-665-18	FR	D	2TWC	2	ALL	640004	
1998	5.7	WGMXA05.7182	TIER1		D-665-18	U	D	2TWC	2	ALL		640549
1998	5.7	WGMXA05.7182	TIER1		D-665-18	UL	D	2TWC	2	ALL	640001	
1998	5.7	WGMXA05.7184	TIER1		D-665-18	UL	D	2TWC	2	ALL	640001	
1998	5.7	WGMXA05.7187	TIER1		D-665-18	UL	D	2TWC	2	ALL	640001	
1998	5.7	WGMXA05.7182	TIER1		D-665-18	UR	D	2TWC	2	ALL	640001	
1998	5.7	WGMXA05.7184	TIER1		D-665-18	UR	D	2TWC	2	ALL	640001	
1998	5.7	WGMXA05.7187	TIER1		D-665-18	UR	D	2TWC	2	ALL	640001	
1999	5.7	XGMXH05.7582	TIER1		D-665-18	FL	D	2TWC	2	ALL	640004	
1999	5.7	XGMXH05.7582	TIER1		D-665-18	FR	D	2TWC	2	ALL	640004	
1999	5.7	XGMXA05.7182	TIER1		D-665-18	UL	D	2TWC	2	ALL	640001	
1999	5.7	XGMXA05.7187	TIER1		D-665-18	UL	D	2TWC	2	ALL	640001	
1999	5.7	XGMXA05.7182	TIER1		D-665-18	UR	D	2TWC	2	ALL	640001	
1999	5.7	XGMXA05.7187	TIER1		D-665-18	UR	D	2TWC	2	ALL	640001	
2000	5.7	YGMXH05.7582	TIER1		D-665-18	FL	D	2TWC	2	ALL	640004	
2000	5.7	YGMXH05.7582	TIER1		D-665-18	FR	D	2TWC	2	ALL	640004	
2000	5.7	YGMXA05.7191	TIER1		D-665-18	UL	D	2TWC	2	ALL	640001	
2000	5.7	YGMXA05.7194	LEV1 LEV		D-665-18	UL	D	2TWC	2	ALL	640001	
2000	5.7	YGMXA05.7191	TIER1		D-665-18	UR	D	2TWC	2	ALL	640001	
2000	5.7	YGMXA05.7194	LEV1 LEV		D-665-18	UR	D	2TWC	2	ALL	640001	
1996	7.4	TGM7.4J8G1EK	TIER1		D-665-18	UL	D	2TWC	2	ALL	640003	640550
1996	7.4	TGM7.4J8G1EK	TIER1	w/ 131.5" W.B.	D-665-18	UL	D	2TWC	2	ALL	640003	640550
1996	7.4	TGM7.4J8G1EK	TIER1		D-665-18	UR	D	2TWC	2	ALL	640003	640566
1996	7.4	TGM7.4J8G1EK	TIER1	w/ 131.5" W.B.	D-665-18	UR	D	2TWC	2	ALL	640003	640566
1997	7.4	VGM7.4J8G1EK	TIER1		D-665-18	UL	D	2TWC	2	ALL	640003	640566
1997	7.4	VGM7.4J8G1EK	TIER1	w/ 131.5" W.B.	D-665-18	UL	D	2TWC	2	ALL	640003	640566
1997	7.4	VGM7.4J8G1EK	TIER1		D-665-18	UR	D	2TWC	2	ALL	640003	640550
1998	7.4	WGMXA07.4201	TIER1		D-665-18	UL	D	2TWC	2	ALL	640003	640578
1998	7.4	WGMXA07.4201	TIER1		D-665-18	UR	D	2TWC	2	ALL	640003	640566
1998	7.4	WGMXA07.4201	TIER1	w/ 131.5" W.B.	D-665-18	UR	D	2TWC	2	ALL	640003	640566
1999	7.4	XGMXA07.4201	TIER1		D-665-18	F	D	2TWC	2	ALL		640578
1999	7.4	XGMXA07.4201	TIER1		D-665-18	R	D	2TWC	2	ALL		640566
1999	7.4	XGMXA07.4201	TIER1	w/ 131.5" W.B.	D-665-18	R	D	2TWC	2	ALL		640566
1999	7.4	XGMXA07.4201	TIER1		D-665-18	UL	D	2TWC	2	ALL	640003	
1999	7.4	XGMXA07.4201	TIER1		D-665-18	UR	D	2TWC	2	ALL	640003	
2000	7.4	YGMXA07.4201	TIER1		D-665-18	F	D	2TWC	2	ALL		640578
2000	7.4	YGMXA07.4201	TIER1		D-665-18	R	D	2TWC	2	ALL		640566
2000	7.4	YGMXA07.4201	TIER1	w/ 131.5" W.B.	D-665-18	R	D	2TWC	2	ALL		640566
2000	7.4	YGMXA07.4201	TIER1		D-665-18	UL	D	2TWC	2	ALL	640003	
2000	7.4	YGMXA07.4201	TIER1		D-665-18	UR	D	2TWC	2	ALL	640003	

LUMINA

1996	3.1	TGM3.1V8GFEK	TIER1		D-665-17	U	S	TWC	1	ALL	630001	630608
1997	3.1	VGM3.1V8G1EK	TIER1		D-665-17	U	S	TWC	1	ALL	630002	630618
1998	3.1	WGMXV03.1042	TLEV		D-665-12	U	S	TWC	1	ALL	850613	850671
1998	3.1	WGMXV03.1043	TIER1		D-665-17	U	S	TWC	1	ALL	630002	630618
1998	3.1	WGMXV03.1044	TLEV		D-665-17	U	S	TWC	1	ALL	630002	630618
2000	3.1	YGMXV03.8043	LEV1 LEV		D-665-17	U	S	TWC	1	ALL	630002	630618

OBDII

Year	Liters	Engine Family	Certification Std.	Comments	Executive Order	Location	Exhaust Type	Converter Type	# Converters	Drive Type	Universal #	Direct Fit #
------	--------	---------------	--------------------	----------	-----------------	----------	--------------	----------------	--------------	------------	-------------	--------------

CHEVROLET

LUMINA (Continued)

2001	3.1	1GMXV03.8043	LEV1 LEV		D-665-12	U S	TWC		1 ALL		850613	850671
1996	3.4	TGM3.4VJGF EK	TIER1		D-665-17	U S	TWC		1 ALL		630001	630612
1997	3.4	VGM3.4VJG1EK	TIER1		D-665-17	U S	TWC		1 ALL		630001	630612
2000	3.4	YGMXV03.8043	LEV1 LEV		D-665-1	U S	TWC		1 ALL		850207	
1998	3.8	WGMXV03.8048	TLEV		D-665-12	U S	TWC		1 ALL		850618	
1999	3.8	XGMXV03.8048	TLEV		D-665-12	U S	TWC		1 ALL		850618	
1999	3.8	XGMXV03.8049	LEV1 LEV		D-665-12	U S	TWC		1 ALL		850618	

LUMINA APV

1996	3.4	TGM3.428GF EK	TIER1		D-665-18	U S	TWC		1 ALL		640003	
------	-----	---------------	-------	--	----------	-----	-----	--	-------	--	--------	--

MALIBU

2004	2.2	4GMXV02.2027	LEV1 LEV		D-665-17	U S	TWC		1 ALL		630015	
2005	2.2	5GMXV02.2027	LEV1 LEV		D-665-17	U S	TWC		1 ALL		630015	
1997	2.4	VGM2.4VJG2EK	TLEV		D-665-1	U S	TWC		1 ALL		850202	850257
1998	2.4	WGMXV02.4026	TLEV		D-665-1	U S	TWC		1 ALL		850202	850257
1999	2.4	XGMXV02.4027	LEV1 LEV		D-665-1	U S	TWC		1 ALL		850207	850258
2000	2.4	YGMXV02.4022	LEV1 LEV		D-665-1	U S	TWC		1 ALL		850207	
1997	3.1	VGM3.1V8G1EK	TIER1		D-665-17	U S	TWC		1 ALL		630002	630631
1998	3.1	WGMXV03.1042	TIER1		D-665-1	U S	TWC		1 ALL		850207	850272
1998	3.1	WGMXV03.1043	TIER1		D-665-17	U S	TWC		1 ALL		630002	630631
1998	3.1	WGMXV03.1044	TLEV		D-665-17	U S	TWC		1 ALL		630002	630631
1999	3.1	XGMXV03.1043	LEV1 LEV		D-665-1	U S	TWC		1 ALL		850203	630631
2000	3.1	YGMXV03.8043	LEV1 LEV		D-665-1	U S	TWC		1 ALL		850207	850272
2001	3.1	1GMXV03.8043	LEV1 LEV		D-665-1	U S	TWC		1 ALL		850207	850272
2002	3.1	2GMXV03.8043	LEV1 LEV		D-665-1	U S	TWC		1 ALL		850207	850272
2003	3.1	3GMXV03.8043	LEV1 LEV		D-665-17	U S	TWC		1 ALL		630002	630631

MONTE CARLO

1996	3.1	TGM3.1V8GF EK	TIER1		D-665-17	U S	TWC		1 ALL		630001	630608
1997	3.1	VGM3.1V8G1EK	TIER1		D-665-17	U S	TWC		1 ALL		630002	630618
1998	3.1	WGMXV03.1042	TLEV		D-665-12	U S	TWC		1 ALL		850613	850671
1998	3.1	WGMXV03.1043	TIER1		D-665-17	U S	TWC		1 ALL		630002	630618
1998	3.1	WGMXV03.1044	TLEV		D-665-17	U S	TWC		1 ALL		630002	630618
1996	3.4	TGM3.4VJGF EK	TIER1		D-665-17	U S	TWC		1 ALL		630001	630615
1997	3.4	VGM3.4VJG1EK	TIER1		D-665-17	U S	TWC		1 ALL		630001	630615
2000	3.4	YGMXV03.8043	LEV1 LEV		D-665-12	U S	TWC		1 ALL		850618	850662
2001	3.4	1GMXV03.8043	LEV1 LEV		D-665-12	U S	TWC		1 ALL		850618	850662
2002	3.4	2GMXV03.8043	LEV1 LEV		D-665-12	U S	TWC		1 ALL		850618	850662
1998	3.8	WGMXV03.8048	TLEV		D-665-12	U S	TWC		1 ALL		850618	
1999	3.8	XGMXV03.8048	TLEV		D-665-12	U S	TWC		1 ALL		850618	
1999	3.8	XGMXV03.8049	LEV1 LEV		D-665-12	U S	TWC		1 ALL		850618	
2000	3.8	YGMXV03.8043	LEV1 LEV		D-665-17	U S	TWC		1 ALL		630003	630625

S10

1996	2.2	TGM2.218GF EK	TIER1		D-665-12	U S	TWC		1 ALL		850612	850655
1997	2.2	VGM2.218G1EK	TIER1		D-665-12	U S	TWC		1 ALL		850612	850655
1998	2.2	WGMXT02.2122	TIER1		D-665-12	U S	TWC		1 ALL		850612	850655
1998	2.2	WGMXT02.2124	TLEV		D-665-17	U S	TWC		1 2WD		630002	630604
1999	2.2	XGMXT02.2122	TLEV		D-665-12	U S	TWC		1 ALL		850612	850655
2000	2.2	YGMXT02.2122	LEV1 LEV		D-665-12	U S	TWC		1 ALL		850612	850655
2000	2.2	YGMXX02.2023	TLEV		D-665-12	U S	TWC		1 ALL		850612	850655

Year	Liters	Engine Family	Certification Std.	Comments	Executive Order	Location	Exhaust Type	Converter Type	# Converters	Drive Type	Universal #	Direct Fit #
------	--------	---------------	--------------------	----------	-----------------	----------	--------------	----------------	--------------	------------	-------------	--------------

CHEVROLET

S10 (Continued)

2001	2.2	1GMXT02.2122	LEV1 LEV		D-665-17	U	S	TWC	1	2WD	630002	630604
2002	2.2	2GMXT02.2122	LEV1 LEV		D-665-17	U	S	TWC	1	2WD	630002	
2003	2.2	3GMXT02.2121	TLEV		D-665-17	U	S	TWC	1	2WD	630016	
2003	2.2	3GMXT02.2122	LEV1 LEV		D-665-17	U	S	TWC	1	2WD	630016	
1996	4.3	TGM4.31PGFEK	TIER1		D-665-12	U	S	TWC	1	ALL	850619	850667
1996	4.3	TGM4.32PGKEK	TIER1		D-665-18	U	S	TWC	1	2WD	640003	640552
1996	4.3	TGM4.35PGFEK	TIER1		D-665-18	U	S	TWC	1	2WD	640003	640552
1996	4.3	TGM4.32PGKEK	TIER1	w/ 21" UNIT	D-665-18	U	S	TWC	1	2WD	640003	640552
1996	4.3	TGM4.35PGFEK	TIER1	w/ 21" UNIT	D-665-18	U	S	TWC	1	ALL	640003	640552
1996	4.3	TGM4.32PGKEK	TIER1	w/ 25" UNIT	D-665-18	U	S	TWC	1	2WD	640003	640552
1996	4.3	TGM4.35PGFEK	TIER1	w/ 25" UNIT	D-665-18	U	S	TWC	1	ALL	640003	640552
1997	4.3	VGM4.31PG1EK	TIER1		D-665-12	U	S	TWC	1	ALL	850619	850667
1997	4.3	VGM4.32PG1EK	TIER1		D-665-18	U	S	TWC	1	2WD	640003	640552
1997	4.3	VGM4.32PG1EK	TIER1	w/ 21" UNIT	D-665-18	U	S	TWC	1	2WD	640003	640552
1997	4.3	VGM4.32PG1EK	TIER1	w/ 25" UNIT	D-665-18	U	S	TWC	1	2WD	640003	640552
1998	4.3	WGMXT04.3185	TLEV		D-665-20	F	S	WU-TWC,TWC	2	ALL	650033	
1998	4.3	WGMXT04.3185	TLEV		D-665-20	R	S	WU-TWC,TWC	2	ALL	651035	
1998	4.3	WGMXT04.3184	TIER1		D-665-18	U	S	TWC	1	2WD	640003	640552
1998	4.3	WGMXT04.3184	TIER1	w/ 21" UNIT	D-665-18	U	S	TWC	1	2WD	640003	640552
1998	4.3	WGMXT04.3184	TIER1	w/ 25" UNIT	D-665-18	U	S	TWC	1	2WD	640003	640552
1998	4.3	WGMXT04.3184	TIER1	w/ 31" UNIT	D-665-18	U	S	TWC	1	2WD	640003	640552
1998	4.3	WGMXT04.3185	TLEV		D-665-20	U	S	WU-TWC,TWC	2	2WD		651591
1998	4.3	WGMXT04.3185	TLEV	w/ 31" UNIT	D-665-20	U	S	WU-TWC,TWC	2	4WD		651591
1999	4.3	XGMXT04.3184	TLEV		D-665-20	F	S	WU-TWC,TWC	2	ALL	650033	
1999	4.3	XGMXT04.3185	LEV1 LEV		D-665-20	F	S	WU-TWC,TWC	2	ALL	650033	
1999	4.3	XGMXT04.3184	TLEV		D-665-20	R	S	WU-TWC,TWC	2	ALL	651035	
1999	4.3	XGMXT04.3185	LEV1 LEV		D-665-20	R	S	WU-TWC,TWC	2	ALL	651035	
1999	4.3	XGMXT04.3184	TLEV		D-665-20	U	S	WU-TWC,TWC	2	2WD		651591
1999	4.3	XGMXT04.3185	LEV1 LEV		D-665-20	U	S	WU-TWC,TWC	2	2WD		651591
1999	4.3	XGMXT04.3184	TLEV	w/ 31" UNIT	D-665-20	U	S	WU-TWC,TWC	2	4WD		651591
1999	4.3	XGMXT04.3185	LEV1 LEV	w/ 31" UNIT	D-665-20	U	S	WU-TWC,TWC	2	4WD		651591
2000	4.3	YGMXT04.3188	LEV1 LEV		D-665-20	F	S	WU-TWC,TWC	2	2WD	650003	
2000	4.3	YGMXT04.3188	LEV1 LEV		D-665-20	R	S	WU-TWC,TWC	2	2WD	651004	
2000	4.3	YGMXT04.3188	LEV1 LEV		D-665-20	U	S	WU-TWC,TWC	2	2WD		651586
2001	4.3	1GMXT04.3187	LEV1 LEV		D-665-20	F	S	WU-TWC,TWC	2	2WD	650005	
2001	4.3	1GMXT04.3187	LEV1 LEV		D-665-20	R	S	WU-TWC,TWC	2	2WD	651009	
2001	4.3	1GMXT04.3187	LEV1 LEV		D-665-20	U	S	WU-TWC,TWC	2	2WD		651593
2002	4.3	2GMXT04.3187	LEV1 LEV		D-665-20	F	S	WU-TWC,TWC	2	2WD	650005	
2002	4.3	2GMXT04.3187	LEV1 LEV		D-665-20	R	S	WU-TWC,TWC	2	2WD	651009	
2002	4.3	2GMXT04.3187	LEV1 LEV		D-665-20	U	S	WU-TWC,TWC	2	2WD		651593

SILVERADO 1500

1999	4.3	XGMXA04.3194	LEV1 LEV		D-665-18	U	D	2TWC	2	ALL		640565
1999	4.3	XGMXA04.3195	TIER1		D-665-18	U	D	2TWC	2	ALL		640565
1999	4.3	XGMXA04.3194	LEV1 LEV		D-665-18	UL	D	2TWC	2	ALL	640003	
1999	4.3	XGMXA04.3195	TIER1		D-665-18	UL	D	2TWC	2	ALL	640003	
1999	4.3	XGMXA04.3194	LEV1 LEV		D-665-18	UR	D	2TWC	2	ALL	640003	
1999	4.3	XGMXA04.3195	TIER1		D-665-18	UR	D	2TWC	2	ALL	640003	
2000	4.3	YGMXA04.3190	LEV1 LEV		D-665-18	U	D	2TWC	2	ALL		640565
2000	4.3	YGMXT04.3184	TIER1		D-665-18	U	D	2TWC	2	ALL		640565

Year	Liters	Engine Family	Certification Std.	Comments	Executive Order	Location	Exhaust Type	Converter Type	# Converters	Drive Type	Universal #	Direct Fit #
------	--------	---------------	--------------------	----------	-----------------	----------	--------------	----------------	--------------	------------	-------------	--------------

CHEVROLET

SILVERADO 1500 (Continued)

2000	4.3	YGMXA04.3190	LEV1 LEV		D-665-18	UL D	2TWC	2 ALL	640003			
2000	4.3	YGMXT04.3184	TIER1		D-665-18	UL D	2TWC	2 ALL	640003			
2000	4.3	YGMXA04.3190	LEV1 LEV		D-665-18	UR D	2TWC	2 ALL	640003			
2000	4.3	YGMXT04.3184	TIER1		D-665-18	UR D	2TWC	2 ALL	640003			
2001	4.3	1GMXA04.3190	LEV1 LEV		D-665-18	U D	2TWC	2 ALL			640565	
2001	4.3	1GMXA04.3190	LEV1 LEV		D-665-18	UL D	2TWC	2 ALL	640003			
2001	4.3	1GMXA04.3190	LEV1 LEV		D-665-18	UR D	2TWC	2 ALL	640003			
2003	4.3	3GMXT04.3184	LEV1 LEV		D-665-7	U D	2TWC	2 2WD	865004		640565	
2003	4.3	3GMXT04.3184	LEV1 LEV		D-665-18	U S	TWC	1 ALL	640012			
2004	4.3	4GMXT04.3184	LEV1 LEV		D-665-18	UL D	2TWC	2 ALL	640012			
2004	4.3	4GMXT04.3184	LEV1 LEV		D-665-18	UR D	2TWC	2 ALL	640012			
2005	4.3	5GMXT04.3184	LEV1 LEV		D-665-18	UL D	2TWC	2 ALL	640012			
2005	4.3	5GMXT05.3170	LEV1 LEV		D-665-18	UL D	2TWC	2 ALL	640012			
2005	4.3	5GMXT04.3184	LEV1 LEV		D-665-18	UR D	2TWC	2 ALL	640012			
2005	4.3	5GMXT05.3170	LEV1 LEV		D-665-18	UR D	2TWC	2 ALL	640012			
2006	4.3	6GMXT04.3181	LEV1 LEV		D-665-18	UL D	2TWC	2 ALL	640012			
2006	4.3	6GMXT04.3181	LEV1 LEV		D-665-18	UR D	2TWC	2 ALL	640012			
1999	4.8	XGMXA04.8184	TIER1		D-665-18	U D	2TWC	2 ALL			640565	
1999	4.8	XGMXA05.3183	LEV1 LEV		D-665-18	U D	2TWC	2 ALL			640565	
1999	4.8	XGMXA04.8184	TIER1		D-665-18	UL D	2TWC	2 ALL	640003			
1999	4.8	XGMXA05.3183	LEV1 LEV		D-665-18	UL D	2TWC	2 ALL	640003			
1999	4.8	XGMXA04.8184	TIER1		D-665-18	UR D	2TWC	2 ALL	640003			
1999	4.8	XGMXA05.3183	LEV1 LEV		D-665-18	UR D	2TWC	2 ALL	640003			
2000	4.8	YGMXT05.3181	TIER1		D-665-18	U D	2TWC	2 ALL			640565	
2000	4.8	YGMXT05.3181	TIER1		D-665-18	UL D	2TWC	2 ALL	640003			
2000	4.8	YGMXT05.3181	TIER1		D-665-18	UR D	2TWC	2 ALL	640003			
2001	4.8	1GMXA05.3183	LEV1 LEV		D-665-18	U D	2TWC	2 ALL			640565	
2001	4.8	1GMXA05.3184	LEV1 LEV		D-665-18	U D	2TWC	2 ALL			640565	
2001	4.8	1GMXA05.3183	LEV1 LEV		D-665-18	UL D	2TWC	2 ALL	640003			
2001	4.8	1GMXA05.3184	LEV1 LEV		D-665-18	UL D	2TWC	2 ALL	640003			
2001	4.8	1GMXA05.3183	LEV1 LEV		D-665-18	UR D	2TWC	2 ALL	640003			
2001	4.8	1GMXA05.3184	LEV1 LEV		D-665-18	UR D	2TWC	2 ALL	640003			
2002	4.8	2GMXA04.8183	LEV1 LEV		D-665-20	FL D	2WU-TWC,2TWC	4 2WD	650010			
2002	4.8	2GMXA04.8184	LEV1 LEV		D-665-20	FL D	2WU-TWC,2TWC	4 4WD	650010			
2002	4.8	2GMXA04.8183	LEV1 LEV		D-665-20	FR D	2WU-TWC,2TWC	4 2WD	650010			
2002	4.8	2GMXA04.8184	LEV1 LEV		D-665-20	FR D	2WU-TWC,2TWC	4 4WD	650010			
2002	4.8	2GMXA04.8183	LEV1 LEV		D-665-20	RL D	2WU-TWC,2TWC	4 2WD	651009			
2002	4.8	2GMXA04.8184	LEV1 LEV		D-665-20	RL D	2WU-TWC,2TWC	4 4WD	651009			
2002	4.8	2GMXA04.8183	LEV1 LEV		D-665-20	RR D	2WU-TWC,2TWC	4 2WD	651009			
2002	4.8	2GMXA04.8184	LEV1 LEV		D-665-20	RR D	2WU-TWC,2TWC	4 4WD	651009			
2002	4.8	2GMXA04.8183	LEV1 LEV		D-665-20	U D	2WU-TWC,2TWC	4 2WD			651592	
2002	4.8	2GMXA04.8184	LEV1 LEV		D-665-20	U D	2WU-TWC,2TWC	4 4WD			651592	
2003	4.8	3GMXT05.3183	LEV1 LEV		D-665-18	U D	2TWC	2 ALL			640565	
2003	4.8	3GMXT05.3184	LEV1 LEV		D-665-18	U D	2TWC	2 ALL			640565	
2003	4.8	3GMXT05.3183	LEV1 LEV		D-665-18	UL D	2TWC	2 ALL	640003			
2003	4.8	3GMXT05.3184	LEV1 LEV		D-665-18	UL D	2TWC	2 ALL	640003			
2003	4.8	3GMXT05.3183	LEV1 LEV		D-665-18	UR D	2TWC	2 ALL	640003			
2003	4.8	3GMXT05.3184	LEV1 LEV		D-665-18	UR D	2TWC	2 ALL	640003			
1999	5.3	XGMXA05.3183	LEV1 LEV		D-665-18	UL D	2TWC	2 ALL	640003			

OBDII

Year	Liters	Engine Family	Certification Std.	Comments	Executive Order	Location	Exhaust Type	Converter Type	# Converters	Drive Type	Universal #	Direct Fit #
------	--------	---------------	--------------------	----------	-----------------	----------	--------------	----------------	--------------	------------	-------------	--------------

CHEVROLET

SILVERADO 1500 (Continued)

1999	5.3	XGMXA05.3185	LEV1 LEV		D-665-18	UL	D	2TWC	2	ALL	640003	
1999	5.3	XGMXA05.3183	LEV1 LEV		D-665-18	UR	D	2TWC	2	ALL	640003	
1999	5.3	XGMXA05.3185	LEV1 LEV		D-665-18	UR	D	2TWC	2	ALL	640003	
2000	5.3	YGMXA05.3183	LEV1 LEV		D-665-18	U	D	2TWC	2	ALL		640565
2000	5.3	YGMXT05.3181	TIER1		D-665-18	U	D	2TWC	2	ALL		640565
2000	5.3	YGMXA05.3183	LEV1 LEV		D-665-18	UL	D	2TWC	2	ALL	640003	
2000	5.3	YGMXT05.3181	TIER1		D-665-18	UL	D	2TWC	2	ALL	640003	
2000	5.3	YGMXA05.3183	LEV1 LEV		D-665-18	UR	D	2TWC	2	ALL	640003	
2000	5.3	YGMXT05.3181	TIER1		D-665-18	UR	D	2TWC	2	ALL	640003	
2001	5.3	1GMXA05.3183	LEV1 LEV		D-665-18	U	D	2TWC	2	ALL		640565
2001	5.3	1GMXA05.3184	LEV1 LEV		D-665-18	U	D	2TWC	2	ALL		640565
2001	5.3	1GMXA05.3183	LEV1 LEV		D-665-18	UL	D	2TWC	2	ALL	640003	
2001	5.3	1GMXA05.3184	LEV1 LEV		D-665-18	UL	D	2TWC	2	ALL	640003	
2001	5.3	1GMXA05.3183	LEV1 LEV		D-665-18	UR	D	2TWC	2	ALL	640003	
2001	5.3	1GMXA05.3184	LEV1 LEV		D-665-18	UR	D	2TWC	2	ALL	640003	
2003	6.0	3GMXA06.0188	LEV1 LEV		D-665-20	FL	D	2WU-TWC,2TWC	4	ALL	650035	
2003	6.0	3GMXA06.0188	LEV1 LEV		D-665-20	FR	D	2WU-TWC,2TWC	4	ALL	650035	
2003	6.0	3GMXA06.0188	LEV1 LEV		D-665-20	RL	D	2WU-TWC,2TWC	4	ALL	651036	
2003	6.0	3GMXA06.0188	LEV1 LEV		D-665-20	RR	D	2WU-TWC,2TWC	4	ALL	651036	
2003	6.0	3GMXT06.0187	LEV1 LEV		D-665-18	UL	D	2TWC	2	ALL	640003	
2003	6.0	3GMXA06.0188	LEV1 LEV		D-665-20	UL	D	2WU-TWC,2TWC	4	ALL		651627
2003	6.0	3GMXT06.0187	LEV1 LEV		D-665-18	UR	D	2TWC	2	ALL	640003	
2003	6.0	3GMXA06.0188	LEV1 LEV		D-665-20	UR	D	2WU-TWC,2TWC	4	ALL		651635
2004	6.0	4GMXT06.0188	LEV1 LEV		D-665-20	FL	D	2WU-TWC,2TWC	4	ALL	650035	
2004	6.0	4GMXT06.0188	LEV1 LEV		D-665-20	FR	D	2WU-TWC,2TWC	4	ALL	650035	
2004	6.0	4GMXT06.0188	LEV1 LEV		D-665-20	RL	D	2WU-TWC,2TWC	4	ALL	651036	
2004	6.0	4GMXT06.0188	LEV1 LEV		D-665-20	RR	D	2WU-TWC,2TWC	4	ALL	651036	
2004	6.0	4GMXT06.0188	LEV1 LEV		D-665-20	UL	D	2WU-TWC,2TWC	4	ALL		651627
2004	6.0	4GMXT06.0188	LEV1 LEV		D-665-20	UR	D	2WU-TWC,2TWC	4	ALL		651635
2005	6.0	5GMXT06.0188	LEV1 LEV		D-665-20	FL	D	2WU-TWC,2TWC	4	ALL	650035	
2005	6.0	5GMXT06.0188	LEV1 LEV		D-665-20	FR	D	2WU-TWC,2TWC	4	ALL	650035	
2005	6.0	5GMXT06.0188	LEV1 LEV		D-665-20	RL	D	2WU-TWC,2TWC	4	ALL	651036	
2005	6.0	5GMXT06.0188	LEV1 LEV		D-665-20	RR	D	2WU-TWC,2TWC	4	ALL	651036	
2005	6.0	5GMXT06.0188	LEV1 LEV		D-665-20	UL	D	2WU-TWC,2TWC	4	ALL		651627
2005	6.0	5GMXT06.0188	LEV1 LEV		D-665-20	UR	D	2WU-TWC,2TWC	4	ALL		651635
2006	6.0	6GMXK06.0388	LEV1 LEV		D-665-20	FL	D	2WU-TWC,2TWC	4	ALL	650035	
2006	6.0	6GMXK06.0388	LEV1 LEV		D-665-20	FR	D	2WU-TWC,2TWC	4	ALL	650035	
2006	6.0	6GMXK06.0388	LEV1 LEV		D-665-20	RL	D	2WU-TWC,2TWC	4	ALL	651036	
2006	6.0	6GMXK06.0388	LEV1 LEV		D-665-20	RR	D	2WU-TWC,2TWC	4	ALL	651036	
2006	6.0	6GMXK06.0388	LEV1 LEV		D-665-20	UL	D	2WU-TWC,2TWC	4	ALL		651627
2006	6.0	6GMXK06.0388	LEV1 LEV		D-665-20	UR	D	2WU-TWC,2TWC	4	ALL		651635

SILVERADO 1500 HD

2003	6.0	3GMXT06.0187	LEV1 LEV		D-665-18	UL	D	2TWC	2	ALL	640003	
2003	6.0	3GMXT06.0187	LEV1 LEV		D-665-18	UR	D	2TWC	2	ALL	640003	

SILVERADO 2500

1999	5.3	XGMXA05.3183	LEV1 LEV		D-665-18	UL	D	2TWC	2	ALL	640003	
1999	5.3	XGMXA05.3185	LEV1 LEV		D-665-18	UL	D	2TWC	2	ALL	640003	
1999	5.3	XGMXA05.3183	LEV1 LEV		D-665-18	UR	D	2TWC	2	ALL	640003	
1999	5.3	XGMXA05.3185	LEV1 LEV		D-665-18	UR	D	2TWC	2	ALL	640003	

OBDII

Year	Liters	Engine Family	Certification Std.	Comments	Executive Order	Location	Exhaust Type	Converter Type	# Converters	Drive Type	Universal #	Direct Fit #
------	--------	---------------	--------------------	----------	-----------------	----------	--------------	----------------	--------------	------------	-------------	--------------

CHEVROLET

SILVERADO 2500 (Continued)

2000	5.3	YGMXA05.3183	LEV1 LEV		D-665-18	U	D	2TWC	2	ALL		640565
2000	5.3	YGMXA05.3183	LEV1 LEV		D-665-18	UL	D	2TWC	2	ALL	640003	
2000	5.3	YGMXA05.3183	LEV1 LEV		D-665-18	UR	D	2TWC	2	ALL	640003	
2001	5.3	1GMXA05.3184	LEV1 LEV		D-665-18	UL	D	2TWC	2	ALL	640003	
2001	5.3	1GMXA05.3184	LEV1 LEV		D-665-18	UR	D	2TWC	2	ALL	640003	
1999	6.0	XGMXA05.3185	TIER1		D-665-18	UL	D	2TWC	2	ALL	640003	
1999	6.0	XGMXA06.0182	TIER1		D-665-18	UL	D	2TWC	2	ALL	640003	
1999	6.0	XGMXA05.3185	TIER1		D-665-18	UR	D	2TWC	2	ALL	640003	
1999	6.0	XGMXA06.0182	TIER1		D-665-18	UR	D	2TWC	2	ALL	640003	
2000	6.0	YGMXA05.7191	TIER1		D-665-18	UL	D	2TWC	2	ALL	640003	
2000	6.0	YGMXT06.0192	TIER1		D-665-18	UL	D	2TWC	2	ALL	640004	
2000	6.0	YGMXA05.7191	TIER1		D-665-18	UR	D	2TWC	2	ALL	640003	
2000	6.0	YGMXT06.0192	TIER1		D-665-18	UR	D	2TWC	2	ALL	640004	
2001	6.0	1GMXA06.0188	LEV1 LEV		D-665-20	FL	D	2WU-TWC,2TWC	4	ALL	650019	
2001	6.0	1GMXA06.0188	LEV1 LEV		D-665-20	FR	D	2WU-TWC,2TWC	4	ALL	650019	
2001	6.0	1GMXA06.0188	LEV1 LEV		D-665-20	RL	D	2WU-TWC,2TWC	4	ALL	651017	
2001	6.0	1GMXA06.0188	LEV1 LEV		D-665-20	RR	D	2WU-TWC,2TWC	4	ALL	651017	
2001	6.0	1GMXA06.0188	LEV1 LEV		D-665-20	UL	D	2WU-TWC,2TWC	4	ALL		651600
2001	6.0	1GMXA06.0188	LEV1 LEV		D-665-20	UR	D	2WU-TWC,2TWC	4	ALL		651601

SILVERADO 2500 HD

2001	6.0	1GMXA06.0188	LEV1 LEV		D-665-20	FL	D	2WU-TWC,2TWC	4	ALL	650019	
2001	6.0	1GMXH06.0583	LEV1 LEV		D-665-18	FL	S	2TWC	2	ALL	640024	
2001	6.0	1GMXA06.0188	LEV1 LEV		D-665-20	FR	D	2WU-TWC,2TWC	4	ALL	650019	
2001	6.0	1GMXH06.0583	LEV1 LEV		D-665-18	FR	S	2TWC	2	ALL	640024	
2001	6.0	1GMXA06.0188	LEV1 LEV		D-665-20	RL	D	2WU-TWC,2TWC	4	ALL	651017	
2001	6.0	1GMXA06.0188	LEV1 LEV		D-665-20	RR	D	2WU-TWC,2TWC	4	ALL	651017	
2001	6.0	1GMXA06.0188	LEV1 LEV		D-665-20	UL	D	2WU-TWC,2TWC	4	ALL		651600
2001	6.0	1GMXA06.0188	LEV1 LEV		D-665-20	UR	D	2WU-TWC,2TWC	4	ALL		651597
2002	6.0	2GMXA06.0188	LEV1 LEV		D-665-20	FL	D	2WU-TWC,2TWC	4	ALL	650019	
2002	6.0	2GMXA06.0188	LEV1 LEV		D-665-20	FR	D	2WU-TWC,2TWC	4	ALL	650019	
2002	6.0	2GMXA06.0188	LEV1 LEV		D-665-20	RL	D	2WU-TWC,2TWC	4	ALL	651017	
2002	6.0	2GMXA06.0188	LEV1 LEV		D-665-20	RR	D	2WU-TWC,2TWC	4	ALL	651017	
2002	6.0	2GMXA06.0188	LEV1 LEV		D-665-20	UL	D	2WU-TWC,2TWC	4	ALL		651600
2002	6.0	2GMXA06.0188	LEV1 LEV		D-665-20	UR	D	2WU-TWC,2TWC	4	ALL		651597
2003	6.0	3GMXA06.0188	LEV1 LEV		D-665-20	FL	D	2WU-TWC,2TWC	4	ALL	650023	
2003	6.0	3GMXA06.0188	LEV1 LEV		D-665-20	FR	D	2WU-TWC,2TWC	4	ALL	650019	
2003	6.0	3GMXA06.0188	LEV1 LEV		D-665-20	RL	D	2WU-TWC,2TWC	4	ALL	651022	
2003	6.0	3GMXA06.0188	LEV1 LEV		D-665-20	RR	D	2WU-TWC,2TWC	4	ALL	651017	
2003	6.0	3GMXA06.0188	LEV1 LEV		D-665-20	UL	D	2WU-TWC,2TWC	4	ALL		651596
2003	6.0	3GMXA06.0188	LEV1 LEV		D-665-20	UR	D	2WU-TWC,2TWC	4	ALL		651597
2004	6.0	4GMXT06.0188	LEV1 LEV		D-665-20	FL	D	2WU-TWC,2TWC	4	ALL	650023	
2004	6.0	4GMXT06.0188	LEV1 LEV		D-665-20	FR	D	2WU-TWC,2TWC	4	ALL	650019	
2004	6.0	4GMXT06.0188	LEV1 LEV		D-665-20	RL	D	2WU-TWC,2TWC	4	ALL	651022	
2004	6.0	4GMXT06.0188	LEV1 LEV		D-665-20	RR	D	2WU-TWC,2TWC	4	ALL	651017	
2004	6.0	4GMXT06.0188	LEV1 LEV		D-665-20	UL	D	2WU-TWC,2TWC	4	ALL		651596
2004	6.0	4GMXT06.0188	LEV1 LEV		D-665-20	UR	D	2WU-TWC,2TWC	4	ALL		651597
2005	6.0	5GMXT06.0188	LEV1 LEV		D-665-20	FL	D	2WU-TWC,2TWC	4	ALL	650023	
2005	6.0	5GMXT06.0188	LEV1 LEV		D-665-20	FR	D	2WU-TWC,2TWC	4	ALL	650019	
2005	6.0	5GMXT06.0188	LEV1 LEV		D-665-20	RL	D	2WU-TWC,2TWC	4	ALL	651022	

OBDII

Year	Liters	Engine Family	Certification Std.	Comments	Executive Order	Location	Exhaust Type	Converter Type	# Converters	Drive Type	Universal #	Direct Fit #
------	--------	---------------	--------------------	----------	-----------------	----------	--------------	----------------	--------------	------------	-------------	--------------

CHEVROLET

SILVERADO 2500 HD (Continued)

2005	6.0	5GMXT06.0188	LEV1 LEV		D-665-20	RR	D	2WU-TWC,2TWC	4	ALL	651017	
2005	6.0	5GMXT06.0188	LEV1 LEV		D-665-20	UL	D	2WU-TWC,2TWC	4	ALL		651596
2005	6.0	5GMXT06.0188	LEV1 LEV		D-665-20	UR	D	2WU-TWC,2TWC	4	ALL		651597
2006	6.0	6GMXK06.0388	LEV1 LEV		D-665-20	FL	D	2WU-TWC,2TWC	4	ALL	650023	
2006	6.0	6GMXK06.0388	LEV1 LEV		D-665-20	FR	D	2WU-TWC,2TWC	4	ALL	650019	
2006	6.0	6GMXK06.0388	LEV1 LEV		D-665-20	RL	D	2WU-TWC,2TWC	4	ALL	651022	
2006	6.0	6GMXK06.0388	LEV1 LEV		D-665-20	RR	D	2WU-TWC,2TWC	4	ALL	651017	
2006	6.0	6GMXK06.0388	LEV1 LEV		D-665-20	UL	D	2WU-TWC,2TWC	4	ALL		651596
2006	6.0	6GMXK06.0388	LEV1 LEV		D-665-20	UR	D	2WU-TWC,2TWC	4	ALL		651597
2002	8.1	2GMXA08.1201	LEV1 LEV		D-665-20	FL	D	2WU-TWC,2TWC	4	ALL	650019	
2002	8.1	2GMXA08.1201	LEV1 LEV		D-665-20	FR	D	2WU-TWC,2TWC	4	ALL	650019	
2002	8.1	2GMXA08.1201	LEV1 LEV		D-665-20	RL	D	2WU-TWC,2TWC	4	ALL	651017	
2002	8.1	2GMXA08.1201	LEV1 LEV		D-665-20	RR	D	2WU-TWC,2TWC	4	ALL	651017	
2002	8.1	2GMXA08.1201	LEV1 LEV		D-665-20	U	D	2WU-TWC,2TWC	4	ALL		651681
2003	8.1	3GMXA08.1201	LEV1 LEV		D-665-20	FL	D	2WU-TWC,2TWC	4	ALL	650019	
2003	8.1	3GMXA08.1201	LEV1 LEV		D-665-20	FR	D	2WU-TWC,2TWC	4	ALL	650019	
2003	8.1	3GMXA08.1201	LEV1 LEV		D-665-20	RL	D	2WU-TWC,2TWC	4	ALL	651017	
2003	8.1	3GMXA08.1201	LEV1 LEV		D-665-20	RR	D	2WU-TWC,2TWC	4	ALL	651017	
2003	8.1	3GMXA08.1201	LEV1 LEV		D-665-20	UR	D	2WU-TWC,2TWC	4	ALL		651597
2004	8.1	4GMXT08.1201	LEV1 LEV		D-665-20	FL	D	2WU-TWC,2TWC	4	ALL	650019	
2004	8.1	4GMXT08.1201	LEV1 LEV		D-665-20	FR	D	2WU-TWC,2TWC	4	ALL	650019	
2004	8.1	4GMXT08.1201	LEV1 LEV		D-665-20	RL	D	2WU-TWC,2TWC	4	ALL	651017	
2004	8.1	4GMXT08.1201	LEV1 LEV		D-665-20	RR	D	2WU-TWC,2TWC	4	ALL	651017	
2004	8.1	4GMXT08.1201	LEV1 LEV		D-665-20	U	D	2WU-TWC,2TWC	4	ALL		651597
2005	8.1	5GMXT08.1201	LEV1 LEV		D-665-20	FL	D	2WU-TWC,2TWC	4	ALL	650019	
2005	8.1	5GMXT08.1201	LEV1 LEV		D-665-20	FR	D	2WU-TWC,2TWC	4	ALL	650019	
2005	8.1	5GMXT08.1201	LEV1 LEV		D-665-20	RL	D	2WU-TWC,2TWC	4	ALL	651017	
2005	8.1	5GMXT08.1201	LEV1 LEV		D-665-20	RR	D	2WU-TWC,2TWC	4	ALL	651017	
2005	8.1	5GMXT08.1201	LEV1 LEV		D-665-20	U	D	2WU-TWC,2TWC	4	ALL		651597
2006	8.1	6GMXT08.1201	LEV1 LEV		D-665-20	FL	D	2WU-TWC,2TWC	4	ALL	650019	
2006	8.1	6GMXT08.1201	LEV1 LEV		D-665-20	FR	D	2WU-TWC,2TWC	4	ALL	650019	
2006	8.1	6GMXT08.1201	LEV1 LEV		D-665-20	RL	D	2WU-TWC,2TWC	4	ALL	651017	
2006	8.1	6GMXT08.1201	LEV1 LEV		D-665-20	RR	D	2WU-TWC,2TWC	4	ALL	651017	
2006	8.1	6GMXT08.1201	LEV1 LEV		D-665-20	U	D	2WU-TWC,2TWC	4	ALL		651597

SILVERADO 3500

2001	6.0	1GMXH06.0583	TIER1		D-665-18	FL	D	2TWC	2	ALL	640004	
2001	6.0	1GMXA06.0188	LEV1 LEV		D-665-20	FL	D	2WU-TWC,2TWC	4	ALL	650035	
2001	6.0	1GMXH06.0583	TIER1		D-665-18	FR	D	2TWC	2	ALL	640004	
2001	6.0	1GMXA06.0188	LEV1 LEV		D-665-20	FR	D	2WU-TWC,2TWC	4	ALL	650035	
2001	6.0	1GMXA06.0188	LEV1 LEV		D-665-20	RL	D	2WU-TWC,2TWC	4	ALL	651035	
2001	6.0	1GMXA06.0188	LEV1 LEV		D-665-20	RR	D	2WU-TWC,2TWC	4	ALL	651035	
2001	6.0	1GMXA06.0188	LEV1 LEV		D-665-20	U	D	2WU-TWC,2TWC	4	ALL		651671
2002	6.0	2GMXH06.0583	LEV1 LEV		D-665-18	FL	D	2TWC	2	ALL	640004	
2002	6.0	2GMXA06.0188	LEV1 LEV		D-665-20	FL	D	2WU-TWC,2TWC	4	ALL	650035	
2002	6.0	2GMXH06.0583	LEV1 LEV		D-665-18	FR	D	2TWC	2	ALL	640004	
2002	6.0	2GMXA06.0188	LEV1 LEV		D-665-20	FR	D	2WU-TWC,2TWC	4	ALL	650035	
2002	6.0	2GMXA06.0188	LEV1 LEV		D-665-20	RL	D	2WU-TWC,2TWC	4	ALL	651035	
2002	6.0	2GMXA06.0188	LEV1 LEV		D-665-20	RR	D	2WU-TWC,2TWC	4	ALL	651035	
2002	6.0	2GMXA06.0188	LEV1 LEV		D-665-20	U	D	2WU-TWC,2TWC	4	ALL		651671

OBDII

Year	Liters	Engine Family	Certification Std.	Comments	Executive Order	Location	Exhaust Type	Converter Type	# Converters	Drive Type	Universal #	Direct Fit #
------	--------	---------------	--------------------	----------	-----------------	----------	--------------	----------------	--------------	------------	-------------	--------------

CHEVROLET

SILVERADO 3500 (Continued)

2003	6.0	3GMXH06.0583	LEV1 LEV		D-665-18	FL	D	2TWC	2	ALL	640004	
2003	6.0	3GMXA06.0188	LEV1 LEV		D-665-20	FL	D	2WU-TWC,2TWC	4	ALL	650035	
2003	6.0	3GMXH06.0583	LEV1 LEV		D-665-18	FR	D	2TWC	2	ALL	640004	
2003	6.0	3GMXA06.0188	LEV1 LEV		D-665-20	FR	D	2WU-TWC,2TWC	4	ALL	650035	
2003	6.0	3GMXA06.0188	LEV1 LEV		D-665-20	RL	D	2WU-TWC,2TWC	4	ALL	651036	
2003	6.0	3GMXA06.0188	LEV1 LEV		D-665-20	RR	D	2WU-TWC,2TWC	4	ALL	651036	
2003	6.0	3GMXA06.0188	LEV1 LEV		D-665-20	U	D	2WU-TWC,2TWC	4	ALL		651672
2004	6.0	4GMXT06.0188	LEV1 LEV		D-665-20	FL	D	2WU-TWC,2TWC	4	ALL	650023	
2004	6.0	4GMXT06.0188	LEV1 LEV		D-665-20	FR	D	2WU-TWC,2TWC	4	ALL	650023	
2004	6.0	4GMXT06.0188	LEV1 LEV		D-665-20	RL	D	2WU-TWC,2TWC	4	ALL	651017	
2004	6.0	4GMXT06.0188	LEV1 LEV		D-665-20	RR	D	2WU-TWC,2TWC	4	ALL	651017	
2004	6.0	4GMXT06.0188	LEV1 LEV		D-665-20	UL	D	2WU-TWC,2TWC	4	ALL		651596
2004	6.0	4GMXT06.0188	LEV1 LEV		D-665-20	UR	D	2WU-TWC,2TWC	4	ALL		651597
2005	6.0	5GMXT06.0188	LEV1 LEV		D-665-20	FL	D	2WU-TWC,2TWC	4	ALL	650023	
2005	6.0	5GMXT06.0188	LEV1 LEV		D-665-20	FR	D	2WU-TWC,2TWC	4	ALL	650023	
2005	6.0	5GMXT06.0188	LEV1 LEV		D-665-20	RL	D	2WU-TWC,2TWC	4	ALL	651017	
2005	6.0	5GMXT06.0188	LEV1 LEV		D-665-20	RR	D	2WU-TWC,2TWC	4	ALL	651017	
2005	6.0	5GMXT06.0188	LEV1 LEV		D-665-20	UL	D	2WU-TWC,2TWC	4	ALL		651596
2005	6.0	5GMXT06.0188	LEV1 LEV		D-665-20	UR	D	2WU-TWC,2TWC	4	ALL		651597
2006	6.0	6GMXK06.0388	LEV1 LEV		D-665-20	FL	D	2WU-TWC,2TWC	4	ALL	650023	
2006	6.0	6GMXK06.0388	LEV1 LEV		D-665-20	FR	D	2WU-TWC,2TWC	4	ALL	650023	
2006	6.0	6GMXK06.0388	LEV1 LEV		D-665-20	RL	D	2WU-TWC,2TWC	4	ALL	651017	
2006	6.0	6GMXK06.0388	LEV1 LEV		D-665-20	RR	D	2WU-TWC,2TWC	4	ALL	651017	
2006	6.0	6GMXK06.0388	LEV1 LEV		D-665-20	UL	D	2WU-TWC,2TWC	4	ALL		651596
2006	6.0	6GMXK06.0388	LEV1 LEV		D-665-20	UR	D	2WU-TWC,2TWC	4	ALL		651597
2001	8.1	1GMXA08.1203	LEV1 LEV		D-665-20	FL	D	2WU-TWC,2TWC	4	ALL	650035	
2001	8.1	1GMXA08.1203	LEV1 LEV		D-665-20	FR	D	2WU-TWC,2TWC	4	ALL	650035	
2001	8.1	1GMXA08.1203	LEV1 LEV		D-665-20	RL	D	2WU-TWC,2TWC	4	ALL	651036	
2001	8.1	1GMXA08.1203	LEV1 LEV		D-665-20	RR	D	2WU-TWC,2TWC	4	ALL	651036	
2001	8.1	1GMXA08.1203	LEV1 LEV		D-665-20	U	D	2WU-TWC,2TWC	4	ALL		651672
2002	8.1	2GMXA08.1203	LEV1 LEV		D-665-20	FL	D	2WU-TWC,2TWC	4	ALL	650035	
2002	8.1	2GMXA08.1203	LEV1 LEV		D-665-20	FR	D	2WU-TWC,2TWC	4	ALL	650035	
2002	8.1	2GMXA08.1203	LEV1 LEV		D-665-20	RL	D	2WU-TWC,2TWC	4	ALL	651036	
2002	8.1	2GMXA08.1203	LEV1 LEV		D-665-20	RR	D	2WU-TWC,2TWC	4	ALL	651036	
2002	8.1	2GMXA08.1203	LEV1 LEV		D-665-20	U	D	2WU-TWC,2TWC	4	ALL		651672
2003	8.1	3GMXA08.1203	LEV1 LEV		D-665-20	FL	D	2WU-TWC,2TWC	4	ALL	650035	
2003	8.1	3GMXA08.1203	LEV1 LEV		D-665-20	FR	D	2WU-TWC,2TWC	4	ALL	650035	
2003	8.1	3GMXA08.1203	LEV1 LEV		D-665-20	RL	D	2WU-TWC,2TWC	4	ALL	651036	
2003	8.1	3GMXA08.1203	LEV1 LEV		D-665-20	RR	D	2WU-TWC,2TWC	4	ALL	651036	
2003	8.1	3GMXA08.1203	LEV1 LEV		D-665-20	U	D	2WU-TWC,2TWC	4	ALL		651672
2004	8.1	4GMXT08.1201	LEV1 LEV		D-665-20	FL	D	2WU-TWC,2TWC	4	ALL	650023	
2004	8.1	4GMXT08.1201	LEV1 LEV		D-665-20	FR	D	2WU-TWC,2TWC	4	ALL	650023	
2004	8.1	4GMXT08.1201	LEV1 LEV		D-665-20	RL	D	2WU-TWC,2TWC	4	ALL	651017	
2004	8.1	4GMXT08.1201	LEV1 LEV		D-665-20	RR	D	2WU-TWC,2TWC	4	ALL	651017	
2004	8.1	4GMXT08.1201	LEV1 LEV		D-665-20	UL	D	2WU-TWC,2TWC	4	ALL		651596
2004	8.1	4GMXT08.1201	LEV1 LEV		D-665-20	UR	D	2WU-TWC,2TWC	4	ALL		651597
2005	8.1	5GMXT08.1201	LEV1 LEV		D-665-20	FL	D	2WU-TWC,2TWC	4	ALL	650023	
2005	8.1	5GMXT08.1201	LEV1 LEV		D-665-20	FR	D	2WU-TWC,2TWC	4	ALL	650023	
2005	8.1	5GMXT08.1201	LEV1 LEV		D-665-20	RL	D	2WU-TWC,2TWC	4	ALL	651017	

OBDII

Year	Liters	Engine Family	Certification Std.	Comments	Executive Order	Location	Exhaust Type	Converter Type	# Converters	Drive Type	Universal #	Direct Fit #
------	--------	---------------	--------------------	----------	-----------------	----------	--------------	----------------	--------------	------------	-------------	--------------

CHEVROLET

SILVERADO 3500 (Continued)

2005	8.1	5GMXT08.1201	LEV1 LEV		D-665-20	RR	D	2WU-TWC,2TWC	4	ALL	651017	
2005	8.1	5GMXT08.1201	LEV1 LEV		D-665-20	UL	D	2WU-TWC,2TWC	4	ALL		651596
2005	8.1	5GMXT08.1201	LEV1 LEV		D-665-20	UR	D	2WU-TWC,2TWC	4	ALL		651597
2006	8.1	6GMXT08.1201	LEV1 LEV		D-665-20	FL	D	2WU-TWC,2TWC	4	ALL	650023	
2006	8.1	6GMXT08.1201	LEV1 LEV		D-665-20	FR	D	2WU-TWC,2TWC	4	ALL	650023	
2006	8.1	6GMXT08.1201	LEV1 LEV		D-665-20	RL	D	2WU-TWC,2TWC	4	ALL	651017	
2006	8.1	6GMXT08.1201	LEV1 LEV		D-665-20	RR	D	2WU-TWC,2TWC	4	ALL	651017	
2006	8.1	6GMXT08.1201	LEV1 LEV		D-665-20	UL	D	2WU-TWC,2TWC	4	ALL		651596
2006	8.1	6GMXT08.1201	LEV1 LEV		D-665-20	UR	D	2WU-TWC,2TWC	4	ALL		651597

SSR

2003	5.3	3GMXT05.3183	LEV1 LEV		D-665-18	UL	D	2TWC	2	ALL	640003	
2003	5.3	3GMXT05.3183	LEV1 LEV		D-665-18	UR	D	2TWC	2	ALL	640003	

SUBURBAN 1500

2000	5.3	YGMXA05.3184	LEV1 LEV		D-665-18	U	D	2TWC	2	ALL		640565
2000	5.3	YGMXA05.3184	LEV1 LEV		D-665-18	UL	D	2TWC	2	ALL	640003	
2000	5.3	YGMXA05.3184	LEV1 LEV		D-665-18	UR	D	2TWC	2	ALL	640003	
2001	5.3	1GMXA05.3184	LEV1 LEV		D-665-18	U	D	2TWC	2	ALL		640565
2001	5.3	1GMXA05.3184	LEV1 LEV		D-665-18	UL	D	2TWC	2	ALL	640003	
2001	5.3	1GMXA05.3184	LEV1 LEV		D-665-18	UR	D	2TWC	2	ALL	640003	
2000	5.7	YGMXT05.7189	TIER1		D-665-14	U	D	2TWC	2	2WD	865018	
2000	5.7	YGMXT05.7189	TIER1		D-665-7	U	S	TWC	1	ALL	865004	
2000	5.7	YGMXA05.7185	LEV1 LEV		D-665-18	UL	D	2TWC	2	ALL	640003	
2000	5.7	YGMXA05.7194	LEV1 LEV		D-665-18	UL	D	2TWC	2	ALL	640003	
2000	5.7	YGMXA05.7185	LEV1 LEV		D-665-18	UR	D	2TWC	2	ALL	640003	
2000	5.7	YGMXA05.7194	LEV1 LEV		D-665-18	UR	D	2TWC	2	ALL	640003	
2006	6.0	6GMXT06.0394	LEV1 LEV		D-665-18	UL	D	2TWC	2	ALL	640012	
2006	6.0	6GMXT06.0394	LEV1 LEV		D-665-18	UR	D	2TWC	2	ALL	640012	

SUBURBAN 2500

2000	6.0	YGMXT06.0192	TIER1		D-665-18	UL	D	2TWC	2	ALL	640003	
2000	6.0	YGMXT06.0192	TIER1		D-665-18	UR	D	2TWC	2	ALL	640003	
2001	6.0	1GMXA06.0188	LEV1 LEV		D-665-20	FL	D	2WU-TWC,2TWC	4	ALL	650019	
2001	6.0	1GMXA06.0188	LEV1 LEV		D-665-20	FR	D	2WU-TWC,2TWC	4	ALL	650035	
2001	6.0	1GMXA06.0188	LEV1 LEV		D-665-20	RL	D	2WU-TWC,2TWC	4	ALL	651017	
2001	6.0	1GMXA06.0188	LEV1 LEV		D-665-20	RR	D	2WU-TWC,2TWC	4	ALL	651036	
2001	6.0	1GMXA06.0188	LEV1 LEV		D-665-20	UL	D	2WU-TWC,2TWC	4	ALL		651600
2001	6.0	1GMXA06.0188	LEV1 LEV		D-665-20	UR	D	2WU-TWC,2TWC	4	ALL		651601
2002	6.0	2GMXA06.0188	LEV1 LEV		D-665-20	FL	D	2WU-TWC,2TWC	4	ALL	650019	
2002	6.0	2GMXA06.0188	LEV1 LEV		D-665-20	FR	D	2WU-TWC,2TWC	4	ALL	650019	
2002	6.0	2GMXA06.0188	LEV1 LEV		D-665-20	RL	D	2WU-TWC,2TWC	4	ALL	651017	
2002	6.0	2GMXA06.0188	LEV1 LEV		D-665-20	RR	D	2WU-TWC,2TWC	4	ALL	651017	
2002	6.0	2GMXA06.0188	LEV1 LEV		D-665-20	UL	D	2WU-TWC,2TWC	4	ALL		651600
2002	6.0	2GMXA06.0188	LEV1 LEV		D-665-20	UR	D	2WU-TWC,2TWC	4	ALL		651601
2003	6.0	3GMXA06.0188	LEV1 LEV		D-665-20	FL	D	2WU-TWC,2TWC	4	ALL	650035	
2003	6.0	3GMXA06.0188	LEV1 LEV		D-665-20	FR	D	2WU-TWC,2TWC	4	ALL	650035	
2003	6.0	3GMXA06.0188	LEV1 LEV		D-665-20	RL	D	2WU-TWC,2TWC	4	ALL	651036	
2003	6.0	3GMXA06.0188	LEV1 LEV		D-665-20	RR	D	2WU-TWC,2TWC	4	ALL	651036	
2003	6.0	3GMXA06.0188	LEV1 LEV		D-665-20	UL	D	2WU-TWC,2TWC	4	ALL		651600
2003	6.0	3GMXA06.0188	LEV1 LEV		D-665-20	UR	D	2WU-TWC,2TWC	4	ALL		651601

OBDII

Year	Liters	Engine Family	Certification Std.	Comments	Executive Order	Location	Exhaust Type	Converter Type	# Converters	Drive Type	Universal #	Direct Fit #
------	--------	---------------	--------------------	----------	-----------------	----------	--------------	----------------	--------------	------------	-------------	--------------

CHEVROLET

SUBURBAN 2500 (Continued)

2004	6.0	4GMXT06.0188	LEV1 LEV		D-665-20	FL	D	2WU-TWC,2TWC	4	ALL	650035	
2004	6.0	4GMXT06.0188	LEV1 LEV		D-665-20	FR	D	2WU-TWC,2TWC	4	ALL	650035	
2004	6.0	4GMXT06.0188	LEV1 LEV		D-665-20	RL	D	2WU-TWC,2TWC	4	ALL	651036	
2004	6.0	4GMXT06.0188	LEV1 LEV		D-665-20	RR	D	2WU-TWC,2TWC	4	ALL	651036	
2004	6.0	4GMXT06.0188	LEV1 LEV		D-665-20	UL	D	2WU-TWC,2TWC	4	ALL		651600
2004	6.0	4GMXT06.0188	LEV1 LEV		D-665-20	UR	D	2WU-TWC,2TWC	4	ALL		651601
2005	6.0	5GMXT06.0188	LEV1 LEV		D-665-20	FL	D	2WU-TWC,2TWC	4	ALL	650035	
2005	6.0	5GMXT06.0188	LEV1 LEV		D-665-20	FR	D	2WU-TWC,2TWC	4	ALL	650035	
2005	6.0	5GMXT06.0188	LEV1 LEV		D-665-20	RL	D	2WU-TWC,2TWC	4	ALL	651036	
2005	6.0	5GMXT06.0188	LEV1 LEV		D-665-20	RR	D	2WU-TWC,2TWC	4	ALL	651036	
2005	6.0	5GMXT06.0188	LEV1 LEV		D-665-20	UL	D	2WU-TWC,2TWC	4	ALL		651600
2005	6.0	5GMXT06.0188	LEV1 LEV		D-665-20	UR	D	2WU-TWC,2TWC	4	ALL		651601
2006	6.0	6GMXT06.0394	LEV1 LEV		D-665-18	UL	D	2TWC	2	ALL	640012	
2006	6.0	6GMXT06.0394	LEV1 LEV		D-665-18	UR	D	2TWC	2	ALL	640012	
2001	8.1	1GMXA08.1201	LEV1 LEV		D-665-20	FL	D	2WU-TWC,2TWC	4	ALL	650035	
2001	8.1	1GMXA08.1201	LEV1 LEV		D-665-20	FR	D	2WU-TWC,2TWC	4	ALL	650035	
2001	8.1	1GMXA08.1201	LEV1 LEV		D-665-20	RL	D	2WU-TWC,2TWC	4	ALL	651036	
2001	8.1	1GMXA08.1201	LEV1 LEV		D-665-20	RR	D	2WU-TWC,2TWC	4	ALL	651036	
2001	8.1	1GMXA08.1201	LEV1 LEV		D-665-20	UL	D	2WU-TWC,2TWC	4	ALL		651600
2001	8.1	1GMXA08.1201	LEV1 LEV		D-665-20	UR	D	2WU-TWC,2TWC	4	ALL		651639
2002	8.1	2GMXA08.1201	LEV1 LEV		D-665-20	FL	D	2WU-TWC,2TWC	4	ALL	650019	
2002	8.1	2GMXA08.1201	LEV1 LEV		D-665-20	FR	D	2WU-TWC,2TWC	4	ALL	650019	
2002	8.1	2GMXA08.1201	LEV1 LEV		D-665-20	RL	D	2WU-TWC,2TWC	4	ALL	651017	
2002	8.1	2GMXA08.1201	LEV1 LEV		D-665-20	RR	D	2WU-TWC,2TWC	4	ALL	651017	
2002	8.1	2GMXA08.1201	LEV1 LEV		D-665-20	UL	D	2WU-TWC,2TWC	4	ALL		651600
2002	8.1	2GMXA08.1201	LEV1 LEV		D-665-20	UR	D	2WU-TWC,2TWC	4	ALL		651639
2003	8.1	3GMXA08.1201	LEV1 LEV		D-665-20	FL	D	2WU-TWC,2TWC	4	ALL	650035	
2003	8.1	3GMXA08.1201	LEV1 LEV		D-665-20	FR	D	2WU-TWC,2TWC	4	ALL	650035	
2003	8.1	3GMXA08.1201	LEV1 LEV		D-665-20	RL	D	2WU-TWC,2TWC	4	ALL	651036	
2003	8.1	3GMXA08.1201	LEV1 LEV		D-665-20	RR	D	2WU-TWC,2TWC	4	ALL	651036	
2003	8.1	3GMXA08.1201	LEV1 LEV		D-665-20	UL	D	2WU-TWC,2TWC	4	ALL		651600
2003	8.1	3GMXA08.1201	LEV1 LEV		D-665-20	UR	D	2WU-TWC,2TWC	4	ALL		651639
2004	8.1	4GMXT08.1201	LEV1 LEV		D-665-20	FL	D	2WU-TWC,2TWC	4	ALL	650035	
2004	8.1	4GMXT08.1201	LEV1 LEV		D-665-20	FR	D	2WU-TWC,2TWC	4	ALL	650035	
2004	8.1	4GMXT08.1201	LEV1 LEV		D-665-20	RL	D	2WU-TWC,2TWC	4	ALL	651036	
2004	8.1	4GMXT08.1201	LEV1 LEV		D-665-20	RR	D	2WU-TWC,2TWC	4	ALL	651036	
2004	8.1	4GMXT08.1201	LEV1 LEV		D-665-20	UL	D	2WU-TWC,2TWC	4	ALL		651626
2004	8.1	4GMXT08.1201	LEV1 LEV		D-665-20	UR	D	2WU-TWC,2TWC	4	ALL		651634
2005	8.1	5GMXT08.1201	LEV1 LEV		D-665-20	FL	D	2WU-TWC,2TWC	4	ALL	650035	
2005	8.1	5GMXT08.1201	LEV1 LEV		D-665-20	FR	D	2WU-TWC,2TWC	4	ALL	650035	
2005	8.1	5GMXT08.1201	LEV1 LEV		D-665-20	RL	D	2WU-TWC,2TWC	4	ALL	651036	
2005	8.1	5GMXT08.1201	LEV1 LEV		D-665-20	RR	D	2WU-TWC,2TWC	4	ALL	651036	
2005	8.1	5GMXT08.1201	LEV1 LEV		D-665-20	UL	D	2WU-TWC,2TWC	4	ALL		651626
2005	8.1	5GMXT08.1201	LEV1 LEV		D-665-20	UR	D	2WU-TWC,2TWC	4	ALL		651634
2006	8.1	6GMXT08.1201	LEV1 LEV		D-665-18	UL	D	2TWC	2	ALL	640013	
2006	8.1	6GMXT08.1201	LEV1 LEV		D-665-18	UR	D	2TWC	2	ALL	640013	

TAHOE

2001	4.8	1GMXA05.3184	LEV1 LEV		D-665-18	U	D	2TWC	2	ALL		640565
2001	4.8	1GMXA05.3184	LEV1 LEV		D-665-18	UL	D	2TWC	2	ALL	640003	

OBDII

Year	Liters	Engine Family	Certification Std.	Comments	Executive Order	Location	Exhaust Type	Converter Type	# Converters	Drive Type	Universal #	Direct Fit #
------	--------	---------------	--------------------	----------	-----------------	----------	--------------	----------------	--------------	------------	-------------	--------------

CHEVROLET

TAHOE (Continued)

2001	4.8	1GMXA05.3184	LEV1 LEV		D-665-18	UR D	2TWC		2 ALL		640003	
2002	4.8	2GMXA04.8184	LEV1 LEV		D-665-20	FL D	2WU-TWC,2TWC		4 ALL		650010	
2002	4.8	2GMXA04.8184	LEV1 LEV		D-665-20	FR D	2WU-TWC,2TWC		4 ALL		650010	
2002	4.8	2GMXA04.8184	LEV1 LEV		D-665-20	RL D	2WU-TWC,2TWC		4 ALL		651009	
2002	4.8	2GMXA04.8184	LEV1 LEV		D-665-20	RR D	2WU-TWC,2TWC		4 ALL		651009	
2002	4.8	2GMXA04.8184	LEV1 LEV		D-665-20	U D	2WU-TWC,2TWC		4 ALL			651592
2003	4.8	3GMXT05.3184	LEV1 LEV		D-665-18	U D	2TWC		2 ALL			640565
2003	4.8	3GMXT05.3184	LEV1 LEV		D-665-18	UL D	2TWC		2 ALL		640003	
2003	4.8	3GMXT05.3184	LEV1 LEV		D-665-18	UR D	2TWC		2 ALL		640003	
2000	5.3	YGMXA05.3184	LEV1 LEV		D-665-18	U D	2TWC		2 ALL			640565
2000	5.3	YGMXA05.3184	LEV1 LEV		D-665-18	UL D	2TWC		2 ALL		640003	
2000	5.3	YGMXA05.3184	LEV1 LEV		D-665-18	UR D	2TWC		2 ALL		640003	
2001	5.3	1GMXA05.3184	LEV1 LEV		D-665-18	U D	2TWC		2 ALL			640565
2001	5.3	1GMXA05.3184	LEV1 LEV		D-665-18	UL D	2TWC		2 ALL		640003	
2001	5.3	1GMXA05.3184	LEV1 LEV		D-665-18	UR D	2TWC		2 ALL		640003	
1996	5.7	TGM5.75PGFEK	TIER1		D-665-18	U D	2TWC		2 ALL			640542
1996	5.7	TGM5.76PGFEK	TIER1		D-665-18	U D	2TWC		2 ALL			640542
1996	5.7	TGM5.75PGFEK	TIER1		D-665-18	UL D	2TWC		2 ALL		640001	
1996	5.7	TGM5.76PGFEK	TIER1		D-665-18	UL D	2TWC		2 ALL		640001	
1996	5.7	TGM5.75PGFEK	TIER1		D-665-18	UR D	2TWC		2 ALL		640001	
1996	5.7	TGM5.76PGFEK	TIER1		D-665-18	UR D	2TWC		2 ALL		640001	
1997	5.7	VGM5.7HPG1EK	TIER1		D-665-18	U D	2TWC		2 ALL			640542
1997	5.7	VGM5.7JPG1EK	TIER1		D-665-18	U D	2TWC		2 ALL			640542
1997	5.7	VGM5.7JPG1GK	TIER1		D-665-18	U D	2TWC		2 ALL			640542
1997	5.7	VGM5.7HPG1EK	TIER1		D-665-18	UL D	2TWC		2 ALL		640001	
1997	5.7	VGM5.7JPG1EK	TIER1		D-665-18	UL D	2TWC		2 ALL		640001	
1997	5.7	VGM5.7JPG1GK	TIER1		D-665-18	UL D	2TWC		2 ALL		640001	
1997	5.7	VGM5.7HPG1EK	TIER1		D-665-18	UR D	2TWC		2 ALL		640001	
1997	5.7	VGM5.7JPG1EK	TIER1		D-665-18	UR D	2TWC		2 ALL		640001	
1997	5.7	VGM5.7JPG1GK	TIER1		D-665-18	UR D	2TWC		2 ALL		640001	
1998	5.7	WGMXA05.7185	LEV1 LEV		D-665-18	U D	2TWC		2 ALL			640542
1998	5.7	WGMXA05.7186	LEV1 LEV		D-665-18	U D	2TWC		2 ALL			640542
1998	5.7	WGMXA05.7185	LEV1 LEV		D-665-18	UL D	2TWC		2 ALL		640001	
1998	5.7	WGMXA05.7186	LEV1 LEV		D-665-18	UL D	2TWC		2 ALL		640001	
1998	5.7	WGMXA05.7185	LEV1 LEV		D-665-18	UR D	2TWC		2 ALL		640001	
1998	5.7	WGMXA05.7186	LEV1 LEV		D-665-18	UR D	2TWC		2 ALL		640001	
1999	5.7	XGMXA05.7185	LEV1 LEV		D-665-18	U D	2TWC		2 ALL			640542
1999	5.7	XGMXA05.7186	LEV1 LEV		D-665-18	U D	2TWC		2 ALL			640542
1999	5.7	XGMXA05.7187	TIER1		D-665-18	U D	2TWC		2 ALL			640542
1999	5.7	XGMXA05.7185	LEV1 LEV		D-665-18	UL D	2TWC		2 ALL		640001	
1999	5.7	XGMXA05.7186	LEV1 LEV		D-665-18	UL D	2TWC		2 ALL		640001	
1999	5.7	XGMXA05.7187	TIER1		D-665-18	UL D	2TWC		2 ALL		640001	
1999	5.7	XGMXA05.7185	LEV1 LEV		D-665-18	UR D	2TWC		2 ALL		640001	
1999	5.7	XGMXA05.7186	LEV1 LEV		D-665-18	UR D	2TWC		2 ALL		640001	
1999	5.7	XGMXA05.7187	TIER1		D-665-18	UR D	2TWC		2 ALL		640001	
2000	5.7	YGMXA05.7185	LEV1 LEV		D-665-18	U D	2TWC		2 ALL			640542
2000	5.7	YGMXA05.7194	LEV1 LEV		D-665-18	U D	2TWC		2 ALL			640542
2000	5.7	YGMXT05.7188	TIER1		D-665-14	U D	2TWC		2 2WD		865016	865518
2000	5.7	YGMXT05.7189	TIER1		D-665-18	U D	2TWC		2 ALL		640003	640542

OBDII

Year	Liters	Engine Family	Certification Std.	Comments	Executive Order	Location	Exhaust Type	Converter Type	# Converters	Drive Type	Universal #	Direct Fit #
------	--------	---------------	--------------------	----------	-----------------	----------	--------------	----------------	--------------	------------	-------------	--------------

CHEVROLET

TAHOE (Continued)

2000	5.7	YGMXT05.7188	TIER1		D-665-18	U	S	TWC	1	ALL	640001	640542
2000	5.7	YGMXT05.7189	TIER1		D-665-7	U	S	TWC	1	ALL	865004	
2000	5.7	YGMXA05.7185	LEV1 LEV		D-665-18	UL	D	2TWC	2	ALL	640001	
2000	5.7	YGMXA05.7185	LEV1 LEV		D-665-18	UR	D	2TWC	2	ALL	640001	

TRACKER

1998	1.6	WSKXT1.59CMC	TIER1		D-665-17	U	S	TWC	1	ALL	630016	630548
------	-----	--------------	-------	--	----------	---	---	-----	---	-----	--------	--------

TRAILBLAZER

2002	4.2	2GMXA04.2187	LEV1 LEV		D-665-7	U	S	TWC	1	2WD	865004	640564
2002	4.2	2GMXT04.2185	LEV1 LEV		D-665-18	U	S	TWC	1	ALL	640003	
2002	4.2	2GMXA04.2187	LEV1 LEV	w/ 113" W.B.	D-665-18	U	S	TWC	1	ALL	865004	640564
2003	4.2	3GMXA04.2187	LEV1 LEV		D-665-7	U	S	TWC	1	ALL	865004	640564
2003	4.2	3GMXT04.2185	LEV1 LEV		D-665-18	U	S	TWC	1	ALL	640003	
2003	4.2	3GMXA04.2187	LEV1 LEV	w/ 113" W.B.	D-665-18	U	S	TWC	1	ALL	865004	640564
2003	5.3	3GMXT05.3183	LEV1 LEV		D-665-18	UL	D	2TWC	2	ALL	640003	
2003	5.3	3GMXT05.3183	LEV1 LEV		D-665-18	UR	D	2TWC	2	ALL	640003	

VENTURE

1997	3.4	VGM3.428G2EK	TLEV		D-665-18	U	S	TWC	1	ALL	640003	
1998	3.4	WGMXT03.4142	TLEV		D-665-18	U	S	TWC	1	ALL	640003	
1999	3.4	XGMXT03.4142	TLEV		D-665-18	U	S	TWC	1	ALL	640003	
2000	3.4	YGMXT03.4142	LEV1 LEV		D-665-18	U	S	TWC	1	ALL	640003	
2003	3.4	3GMXT03.4141	LEV1 LEV		D-665-18	U	S	TWC	1	ALL	640003	

CHRYSLER

300M

2000	3.5	YCRXV0215V30	LEV1 LEV		D-665-17	UL	D	2TWC	2	ALL		630505
2000	3.5	YCRXV0215V30	LEV1 LEV		D-665-17	UR	D	2TWC	2	ALL		630515
2001	3.5	1CRXV03.5VD0	LEV1 LEV		D-665-17	UL	D	2TWC	2	ALL		630505
2001	3.5	1CRXV03.5VD0	LEV1 LEV		D-665-17	UR	D	2TWC	2	ALL		630515
2002	3.5	2CRXV03.5VD0	LEV1 LEV		D-665-17	UL	D	2TWC	2	ALL		630505
2002	3.5	2CRXV03.5VD1	LEV1 LEV		D-665-17	UL	D	2TWC	2	ALL		630505
2002	3.5	2CRXV03.5VD0	LEV1 LEV		D-665-17	UR	D	2TWC	2	ALL		630515
2002	3.5	2CRXV03.5VD1	LEV1 LEV		D-665-17	UR	D	2TWC	2	ALL		630515
2003	3.5	3CRXV03.5VD0	LEV1 LEV		D-665-17	UL	D	2TWC	2	ALL		630505
2003	3.5	3CRXV03.5VD0	LEV1 LEV		D-665-17	UR	D	2TWC	2	ALL		630515
2004	3.5	4CRXV03.5VM0	LEV1 LEV		D-665-17	UL	D	2TWC	2	ALL		630505
2004	3.5	4CRXV03.5VM0	LEV1 LEV		D-665-17	UR	D	2TWC	2	ALL		630515

CIRRUS

1996	2.4	TCR148VJG1EK	TIER1		D-665-17	U	S	TWC	1	ALL	630002	630508
1996	2.4	TCR148VJG1EK	TIER1	w/ 4 BOLT FLANGE	D-665-17	U	S	TWC	1	ALL	630002	630508
1997	2.4	VCR148VJG1EK	TIER1		D-665-17	U	S	TWC	1	ALL	630002	630508
1997	2.4	VCR148VJG1EK	TIER1	w/ 4 BOLT FLANGE	D-665-17	U	S	TWC	1	ALL	630002	630508
2000	2.4	YCRXV0148V30	LEV1 LEV		D-665-17	U	S	TWC	1	ALL	630007	630508
2000	2.4	YCRXV0148V30	LEV1 LEV	w/ 4 BOLT FLANGE	D-665-17	U	S	TWC	1	ALL	630007	630508
1996	2.5	TCR152VJG1EK	TIER1		D-665-17	U	S	TWC	1	ALL	630002	630508
1996	2.5	TCR152VJG1EK	TIER1	w/ 4 BOLT FLANGE	D-665-17	U	S	TWC	1	ALL	630002	630508
1997	2.5	VCR152VJG1EK	TIER1		D-665-17	U	S	TWC	1	ALL	630002	630508
1997	2.5	VCR152VJG1EK	TIER1	w/ 4 BOLT FLANGE	D-665-17	U	S	TWC	1	ALL	630002	630508
1998	2.5	WCRXV0152V20	TLEV		D-665-17	U	S	TWC	1	ALL	630002	630508
1998	2.5	WCRXV0152V20	TLEV	w/ 4 BOLT FLANGE	D-665-17	U	S	TWC	1	ALL	630002	630508

OBDII

Year	Liters	Engine Family	Certification Std.	Comments	Executive Order	Location	Exhaust Type	Converter Type	# Converters	Drive Type	Universal #	Direct Fit #
------	--------	---------------	--------------------	----------	-----------------	----------	--------------	----------------	--------------	------------	-------------	--------------

CHRYSLER

CIRRUS (Continued)

1999	2.5	XCRXV0152V20	TLEV		D-665-17	U	S	TWC	1	ALL	630002	630508
1999	2.5	XCRXV0152V20	TLEV	w/ 4 BOLT FLANGE	D-665-17	U	S	TWC	1	ALL	630002	630508
2000	2.5	YCRXV0152V20	TLEV		D-665-17	U	S	TWC	1	ALL	630002	

CONCORDE

1998	2.7	WCRXV0165V20	TLEV		D-665-17	UL	D	2TWC	2	ALL		630505
1998	2.7	WCRXV0165V20	TLEV		D-665-17	UR	D	2TWC	2	ALL		630506
1999	2.7	XCRXV0165V20	TLEV		D-665-17	UL	D	2TWC	2	ALL		630505
1999	2.7	XCRXV0165V20	TLEV		D-665-17	UR	D	2TWC	2	ALL		630506
2000	2.7	YCRXV0165V30	LEV1 LEV		D-665-17	UL	D	2TWC	2	ALL		630505
2000	2.7	YCRXV0165V30	LEV1 LEV		D-665-17	UR	D	2TWC	2	ALL		630506
2001	2.7	1CRXV03.5VD0	LEV1 LEV		D-665-17	UL	D	2TWC	2	ALL		630505
2001	2.7	1CRXV03.5VD0	LEV1 LEV		D-665-17	UR	D	2TWC	2	ALL		630506
2002	2.7	2CRXV02.7VD1	LEV1 LEV		D-665-17	UL	D	2TWC	2	ALL		630505
2002	2.7	2CRXV03.5VD0	LEV1 LEV		D-665-17	UL	D	2TWC	2	ALL		630505
2002	2.7	2CRXV02.7VD1	LEV1 LEV		D-665-17	UR	D	2TWC	2	ALL		630506
2002	2.7	2CRXV03.5VD0	LEV1 LEV		D-665-17	UR	D	2TWC	2	ALL		630506
2003	2.7	3CRXV02.7VD1	LEV1 LEV		D-665-17	UL	D	2TWC	2	ALL		630505
2004	2.7	4CRXV02.7VM1	LEV1 LEV		D-665-17	UL	D	2TWC	2	ALL		630505
1998	3.2	WCRXV0195V20	TLEV		D-665-17	UL	D	2TWC	2	ALL		630505
1998	3.2	WCRXV0195V20	TLEV		D-665-17	UR	D	2TWC	2	ALL		630506
1999	3.2	XCRXV0215V20	TLEV		D-665-17	UL	D	2TWC	2	ALL		630505
1999	3.2	XCRXV0215V20	TLEV		D-665-17	UR	D	2TWC	2	ALL		630506
2000	3.2	YCRXV0215V30	LEV1 LEV		D-665-17	UL	D	2TWC	2	ALL		630505
2001	3.2	1CRXV03.5VD0	LEV1 LEV		D-665-17	UL	D	2TWC	2	ALL		630505
2002	3.5	2CRXV03.5VD0	LEV1 LEV		D-665-17	UL	D	2TWC	2	ALL		630505
2002	3.5	2CRXV03.5VD1	LEV1 LEV		D-665-17	UL	D	2TWC	2	ALL		630505
2003	3.5	3CRXV03.5VD0	LEV1 LEV		D-665-17	UL	D	2TWC	2	ALL		630505
2004	3.5	4CRXV03.5VM0	LEV1 LEV		D-665-17	UL	D	2TWC	2	ALL		630505

CROSSFIRE

2004	3.2	4CRXV03.2VH0	LEV1 ULEV		D-665-21	FL	D	2WU-TWC,2TWC	4	ALL	700004	
2004	3.2	4CRXV03.2VH0	LEV1 ULEV		D-665-21	FR	D	2WU-TWC,2TWC	4	ALL	700004	
2004	3.2	4CRXV03.2VH0	LEV1 ULEV		D-665-21	RL	D	2WU-TWC,2TWC	4	ALL	701005	
2004	3.2	4CRXV03.2VH0	LEV1 ULEV		D-665-21	RR	D	2WU-TWC,2TWC	4	ALL	701005	
2004	3.2	4CRXV03.2VH0	LEV1 ULEV		D-665-21	UL	D	2WU-TWC,2TWC	4	ALL		701501
2004	3.2	4CRXV03.2VH0	LEV1 ULEV		D-665-21	UR	D	2WU-TWC,2TWC	4	ALL		701502
2005	3.2	5CRXV03.2VH0	LEV1 ULEV		D-665-21	FL	D	2WU-TWC,2TWC	4	ALL	700004	
2005	3.2	5CRXV03.2VH0	LEV1 ULEV		D-665-21	FR	D	2WU-TWC,2TWC	4	ALL	700004	
2005	3.2	5CRXV03.2VH0	LEV1 ULEV		D-665-21	RL	D	2WU-TWC,2TWC	4	ALL	701005	
2005	3.2	5CRXV03.2VH0	LEV1 ULEV		D-665-21	RR	D	2WU-TWC,2TWC	4	ALL	701005	
2005	3.2	5CRXV03.2VH0	LEV1 ULEV		D-665-21	UL	D	2WU-TWC,2TWC	4	ALL		701501
2005	3.2	5CRXV03.2VH0	LEV1 ULEV		D-665-21	UR	D	2WU-TWC,2TWC	4	ALL		701502
2006	3.2	6CRXV03.2VH0	LEV1 ULEV		D-665-21	FL	D	2WU-TWC,2TWC	4	ALL	700004	
2006	3.2	6CRXV03.2VH0	LEV1 ULEV		D-665-21	FR	D	2WU-TWC,2TWC	4	ALL	700004	
2006	3.2	6CRXV03.2VH0	LEV1 ULEV		D-665-21	RL	D	2WU-TWC,2TWC	4	ALL	701005	
2006	3.2	6CRXV03.2VH0	LEV1 ULEV		D-665-21	RR	D	2WU-TWC,2TWC	4	ALL	701005	
2006	3.2	6CRXV03.2VH0	LEV1 ULEV		D-665-21	UL	D	2WU-TWC,2TWC	4	ALL		701501
2006	3.2	6CRXV03.2VH0	LEV1 ULEV		D-665-21	UR	D	2WU-TWC,2TWC	4	ALL		701502

Year	Liters	Engine Family	Certification Std.	Comments	Executive Order	Location	Exhaust Type	Converter Type	# Converters	Drive Type	Universal #	Direct Fit #
------	--------	---------------	--------------------	----------	-----------------	----------	--------------	----------------	--------------	------------	-------------	--------------

CHRYSLER

PT CRUISER

2001	2.4	1CRXV02.4VD0	LEV1 LEV		D-665-17	U	S	TWC	1	ALL	630010	630512
2002	2.4	2CRXV02.4VD0	LEV1 LEV		D-665-17	U	S	TWC	1	ALL	630010	630512
2003	2.4	3CRXV02.4VD0	LEV1 LEV		D-665-17	U	S	TWC	1	ALL	630010	630512
2003	2.4	3CRXV02.4VD1	LEV1 LEV		D-665-17	U	S	TWC	1	ALL	630010	630512

SEBRING

1996	2.0	TDS2.0VJGFEK	TIER1		D-665-17	U	S	TWC	1	ALL	630016	630569
1997	2.0	VDS2.0VJGKEK	TIER1		D-665-17	U	S	TWC	1	ALL	630016	630569
1998	2.0	WDSXV02.0GBK	TIER1		D-665-17	U	S	TWC	1	ALL	630016	630569
1999	2.0	XDSXV02.0GBK	TIER1		D-665-17	U	S	TWC	1	ALL	630016	630569
1996	2.4	TCR148VJG1EK	TIER1		D-665-17	U	S	TWC	1	ALL	630002	630508
1997	2.4	VCR148VJG1EK	TIER1		D-665-17	U	S	TWC	1	ALL	630002	630508
1998	2.4	WCRXV0148V20	TLEV		D-665-17	U	S	TWC	1	ALL	630007	630508
2001	2.4	1CRXV02.4VD0	LEV1 LEV		D-665-17	U	S	TWC	1	ALL	630003	630509
2002	2.4	2CRXV02.4VD0	LEV1 LEV		D-665-17	U	S	TWC	1	ALL	630002	630509
2004	2.4	4CRXV02.4VM0	LEV1 LEV		D-665-17	U	S	TWC	1	ALL	630016	630509
1996	2.5	TCR152VJG1EK	TIER1		D-665-17	U	S	TWC	1	ALL	630002	630508
1997	2.5	VCR152VJG1EK	TIER1		D-665-17	U	S	TWC	1	ALL	630002	630508
1997	2.5	VCR152VJG1EK	TIER1	w/ 4 BOLT FLANGE	D-665-17	U	S	TWC	1	ALL	630002	630508
1998	2.5	WCRXV0152V20	TLEV		D-665-17	U	S	TWC	1	ALL	630002	630508
1998	2.5	WCRXV0152V20	TLEV	w/ 4 BOLT FLANGE	D-665-17	U	S	TWC	1	ALL	630002	630508
1999	2.5	XCRXV0152V20	TLEV		D-665-17	U	S	TWC	1	ALL	630002	630508
1999	2.5	XCRXV0152V20	TLEV	w/ 4 BOLT FLANGE	D-665-17	U	S	TWC	1	ALL	630002	630508
2000	2.5	YCRXV0152V20	TLEV		D-665-17	U	S	TWC	1	ALL	630002	

TOWN & COUNTRY

1996	3.3	TCR20128G2FL	TLEV		D-665-18	U	S	TWC	1	ALL	640008	640506
1996	3.3	TCR23228G1EK	TIER1		D-665-18	U	S	TWC	1	ALL	640008	640506
1997	3.3	VCR20128G2FL	TLEV		D-665-18	U	S	TWC	1	ALL		640506
1997	3.3	VCR23228G1EK	TIER1		D-665-18	U	S	TWC	1	ALL	640008	640506
1998	3.3	WCRXA0201230	LEV1 LEV		D-665-18	U	S	TWC	1	ALL	640008	640506
1998	3.3	WCRXT0201230	LEV1 LEV		D-665-18	U	S	TWC	1	ALL	640008	640506
1999	3.3	XCRXT0201230	LEV1 LEV		D-665-18	U	S	TWC	1	ALL	640008	640506
1999	3.3	XCRXT03.82B1	TIER1		D-665-18	U	S	TWC	1	ALL	640008	640506
2000	3.3	YCRXT0201230	LEV1 LEV		D-665-18	U	S	TWC	1	ALL	640008	640506
2001	3.3	1CRXT03.32DP	LEV1 LEV		D-665-18	U	S	TWC	1	ALL	640008	640517
2001	3.3	1CRXT03.32DT	LEV1 LEV		D-665-18	U	S	TWC	1	ALL	640008	640517
2001	3.3	1CRXT03.82D0	LEV1 LEV		D-665-18	U	S	TWC	1	ALL		640517
2002	3.3	2CRXT03.32DP	LEV1 LEV		D-665-18	U	S	TWC	1	ALL	640008	640517
2002	3.3	2CRXT03.82D0	LEV1 LEV		D-665-18	U	S	TWC	1	ALL	640008	640517
2002	3.3	2CRXT03.82D1	LEV1 LEV		D-665-18	U	S	TWC	1	ALL	640008	640517
2003	3.3	3CRXT03.32DP	LEV1 LEV		D-665-18	U	S	TWC	1	ALL	640008	640517
2003	3.3	3CRXT03.32DR	LEV1 LEV		D-665-18	U	S	TWC	1	ALL	640008	640517
2003	3.3	3CRXT03.82D0	LEV1 LEV		D-665-18	U	S	TWC	1	ALL	640008	640517
2003	3.3	3CRXT03.82D1	LEV1 LEV		D-665-18	U	S	TWC	1	ALL	640008	640517
1996	3.8	TCR23228G1EK	TIER1		D-665-18	U	S	TWC	1	ALL	640008	640506
1997	3.8	VCR23228G1EK	TIER1		D-665-18	U	S	TWC	1	ALL	640008	640506
1998	3.8	WCRXT0232220	TLEV		D-665-18	U	S	TWC	1	ALL	640008	640506
1998	3.8	WCRXT03.82B0	TIER1		D-665-18	U	S	TWC	1	ALL	640008	640506
1999	3.8	XCRXT0232220	TLEV		D-665-18	U	S	TWC	1	ALL	640008	640506
1999	3.8	XCRXT0232230	LEV1 LEV		D-665-18	U	S	TWC	1	ALL	640008	640506

OBDII

Year	Liters	Engine Family	Certification Std.	Comments	Executive Order	Location	Exhaust Type	Converter Type	# Converters	Drive Type	Universal #	Direct Fit #
------	--------	---------------	--------------------	----------	-----------------	----------	--------------	----------------	--------------	------------	-------------	--------------

CHRYSLER

TOWN & COUNTRY (Continued)

1999	3.8	XCRXT03.82B0	TIER1		D-665-18	U	S	TWC	1	ALL	640008	640506
1999	3.8	XCRXT03.82B1	TIER1		D-665-18	U	S	TWC	1	ALL	640008	640506
2000	3.8	YCRXT0232230	LEV1 LEV		D-665-18	U	S	TWC	1	ALL	640008	640506
2000	3.8	YCRXT03.82B0	TIER1		D-665-18	U	S	TWC	1	ALL	640008	640506
2001	3.8	1CRXT03.82D0	LEV1 LEV		D-665-18	U	S	TWC	1	ALL		640517
2002	3.8	2CRXT03.82D0	LEV1 LEV		D-665-18	U	S	TWC	1	ALL	640008	640516
2002	3.8	2CRXT03.82D1	LEV1 LEV		D-665-18	U	S	TWC	1	ALL	640009	640516
2003	3.8	3CRXT03.82D0	LEV1 LEV		D-665-18	U	S	TWC	1	ALL	640009	640516
2003	3.8	3CRXT03.82D1	LEV1 LEV		D-665-18	U	S	TWC	1	ALL	640009	640516

VOYAGER

2001	2.4	1CRXT02.42D0	LEV1 LEV		D-665-18	U	S	TWC	1	ALL	640008	
2002	2.4	2CRXT02.42D0	LEV1 LEV		D-665-18	U	S	TWC	1	ALL	640008	
2003	2.4	3CRXT02.42D0	LEV1 LEV		D-665-18	U	S	TWC	1	ALL	640008	
2001	3.3	1CRXT03.32DP	LEV1 LEV		D-665-18	U	S	TWC	1	ALL	640008	640517
2001	3.3	1CRXT03.32DT	LEV1 LEV		D-665-18	U	S	TWC	1	ALL	640008	640517
2001	3.3	1CRXT03.82D0	LEV1 LEV		D-665-18	U	S	TWC	1	ALL		640517
2002	3.3	2CRXT03.32DP	LEV1 LEV		D-665-18	U	S	TWC	1	ALL	640008	640517
2002	3.3	2CRXT03.82D0	LEV1 LEV		D-665-18	U	S	TWC	1	ALL	640008	640517
2002	3.3	2CRXT03.82D1	LEV1 LEV		D-665-18	U	S	TWC	1	ALL	640008	640517
2003	3.3	3CRXT03.32DP	LEV1 LEV		D-665-18	U	S	TWC	1	ALL	640008	640517
2003	3.3	3CRXT03.32DR	LEV1 LEV		D-665-18	U	S	TWC	1	ALL	640008	640517
2003	3.3	3CRXT03.82D0	LEV1 LEV		D-665-18	U	S	TWC	1	ALL	640008	640517
2003	3.3	3CRXT03.82D1	LEV1 LEV		D-665-18	U	S	TWC	1	ALL	640008	640517

DODGE

AVENGER

1996	2.0	TDS2.0VJGFEK	TIER1		D-665-17	U	S	TWC	1	ALL	630016	630569
1997	2.0	VDS2.0VJGKEK	TIER1		D-665-17	U	S	TWC	1	ALL	630016	630569
1998	2.0	WDSXV02.0GBK	TIER1		D-665-17	U	S	TWC	1	ALL	630016	630569
1999	2.0	XDSXV02.0GBK	TIER1		D-665-17	U	S	TWC	1	ALL	630016	630569

B1500

1996	3.9	TCR23928G1EK	TIER1		D-665-18	U	S	TWC	1	ALL	640007	640503
1996	3.9	TCR239H8G1EK	TIER1		D-665-18	U	S	TWC	1	ALL	640007	640503
1997	3.9	VCR239H8G1EK	TIER1		D-665-18	U	S	TWC	1	ALL	640007	640503
1998	3.9	WCRXA0239H11	TIER1		D-665-18	U	S	TWC	1	ALL	640007	640505
1998	3.9	WCRXA0239J11	TIER1		D-665-18	U	S	TWC	1	ALL	640007	640505
1998	3.9	WCRXA0360J11	TIER1		D-665-18	U	S	TWC	1	ALL		640505
1996	5.2	TCR31828G1EK	TIER1		D-665-18	U	S	TWC	1	ALL	640007	640503
1996	5.2	TCR360H8G1EK	TIER1		D-665-18	U	S	TWC	1	ALL	640007	640503
1996	5.2	TCR360J8G1EK	TIER1		D-665-18	U	S	TWC	1	ALL	640007	640503
1997	5.2	VCR360H8G1EL	TIER1		D-665-18	U	S	TWC	1	ALL	640007	640503
1997	5.2	VCR360J8G1EL	TIER1		D-665-18	U	S	TWC	1	ALL	640007	640503
1998	5.2	WCRXA0318H11	TIER1		D-665-18	U	S	TWC	1	ALL	640007	640505
1998	5.2	WCRXA0360J11	TIER1		D-665-18	U	S	TWC	1	ALL	640007	640505
1998	5.2	WCRXA0360J31	LEV1 LEV		D-665-18	U	S	TWC	1	ALL	640007	640505
1996	5.9	TCR360H8G1EK	TIER1		D-665-14	U	S	TWC	1	2WD	865014	
1997	5.9	VCR360H8G1EL	TIER1		D-665-14	U	S	TWC	1	2WD	865014	
1998	5.9	WCRXA0360H31	LEV1 LEV		D-665-18	U	S	TWC	1	ALL	640007	640505
1998	5.9	WCRXA0360H32	LEV1 LEV		D-665-18	U	S	TWC	1	ALL	640007	640505

OBDII

Year	Liters	Engine Family	Certification Std.	Comments	Executive Order	Location	Exhaust Type	Converter Type	# Converters	Drive Type	Universal #	Direct Fit #
------	--------	---------------	--------------------	----------	-----------------	----------	--------------	----------------	--------------	------------	-------------	--------------

DODGE

B1500 (Continued)

1998	5.9	WCRXA0360J31	LEV1 LEV		D-665-18	U	S	TWC	1	ALL	640007	640505
------	-----	--------------	----------	--	----------	---	---	-----	---	-----	--------	--------

B2500

1996	3.9	TCR23928G1EK	TIER1		D-665-18	U	S	TWC	1	ALL	640007	640503
1996	3.9	TCR239H8G1EK	TIER1		D-665-18	U	S	TWC	1	ALL	640007	640503
1997	3.9	VCR239H8G1EK	TIER1		D-665-18	U	S	TWC	1	ALL	640007	640503
1996	5.2	TCR31828G1EK	TIER1		D-665-18	U	S	TWC	1	ALL	640007	640503
1996	5.2	TCR360H8G1EK	TIER1		D-665-14	U	S	TWC	1	2WD	865014	865507
1996	5.2	TCR360J8G1EK	TIER1		D-665-18	U	S	TWC	1	ALL	640007	640503
1997	5.2	VCR360H8G1EL	TIER1		D-665-18	U	S	TWC	1	ALL	640007	640503
1997	5.2	VCR360J8G1EL	TIER1		D-665-18	U	S	TWC	1	ALL	640007	640503
1998	5.2	WCRXA0318H11	TIER1		D-665-18	U	S	TWC	1	ALL	640007	640505
1998	5.2	WCRXA0360J11	TIER1		D-665-18	U	S	TWC	1	ALL	640007	640505
1998	5.2	WCRXA0360J31	LEV1 LEV		D-665-18	U	S	TWC	1	ALL	640007	640505
1996	5.9	TCR360H8G1EK	TIER1		D-665-18	U	S	TWC	1	ALL	640007	640503
1996	5.9	TCR360J8G1EK	TIER1		D-665-14	U	S	TWC	1	2WD	865014	865507
1997	5.9	VCR360H8G1EL	TIER1		D-665-18	U	S	TWC	1	ALL	640007	640503
1998	5.9	WCRXA0360H31	LEV1 LEV		D-665-18	U	S	TWC	1	ALL	640007	640505
1998	5.9	WCRXA0360H32	LEV1 LEV		D-665-18	U	S	TWC	1	ALL	640007	640505
1998	5.9	WCRXA0360J11	TIER1		D-665-14	U	S	TWC	1	2WD	865014	865509
1998	5.9	WCRXA0360J31	LEV1 LEV		D-665-18	U	S	TWC	1	ALL	640007	640505

B3500

1996	3.9	TCR239H8G1EK	TIER1		D-665-14	U	S	TWC	1	2WD	865014	865507
1996	5.2	TCR31828G1EK	TIER1		D-665-18	U	S	TWC	1	ALL	640007	640503
1996	5.2	TCR360J8G1EK	TIER1		D-665-18	U	S	TWC	1	ALL	640007	640503
1997	5.2	VCR360H8G1EL	TIER1		D-665-18	U	S	TWC	1	ALL	640007	640503
1997	5.2	VCR360J8G1EL	TIER1		D-665-18	U	S	TWC	1	ALL	640007	640503
1998	5.2	WCRXA0318H11	TIER1		D-665-18	U	S	TWC	1	ALL	640007	640505
1998	5.2	WCRXA0360J11	TIER1		D-665-18	U	S	TWC	1	ALL	640007	640505
1998	5.2	WCRXA0360J31	LEV1 LEV		D-665-18	U	S	TWC	1	ALL	640007	640505
1996	5.9	TCR360H8G1EK	TIER1		D-665-18	U	S	TWC	1	ALL	640007	640503
1996	5.9	TCR360J8G1EK	TIER1		D-665-14	U	S	TWC	1	2WD	865014	865507
1997	5.9	VCR360H8G1EL	TIER1		D-665-18	U	S	TWC	1	ALL	640007	640503
1997	5.9	VCR360J8G1EL	TIER1		D-665-14	U	S	TWC	1	2WD	865014	865507
1998	5.9	WCRXA0360H31	LEV1 LEV		D-665-18	U	S	TWC	1	ALL	640007	640505
1998	5.9	WCRXA0360H32	LEV1 LEV		D-665-18	U	S	TWC	1	ALL	640007	640505
1998	5.9	WCRXA0360J11	TIER1		D-665-14	U	S	TWC	1	2WD	865014	865509
1998	5.9	WCRXA0360J31	LEV1 LEV		D-665-18	U	S	TWC	1	ALL	640007	640505

CARAVAN

1996	2.4	TCR2.428GF EK	TIER1		D-665-18	U	S	TWC	1	ALL	640011	640506
1997	2.4	VCR14828G1EK	TIER1		D-665-18	U	S	TWC	1	ALL	640011	640506
1998	2.4	WCRXT02.42B0	TIER1		D-665-18	U	S	TWC	1	ALL	640011	640506
1999	2.4	XCRXT0148230	LEV1 LEV		D-665-18	U	S	TWC	1	ALL	640011	640506
2000	2.4	YCRXT0148230	LEV1 LEV		D-665-18	U	S	TWC	1	ALL	640011	640506
2001	2.4	1CRXT02.42D0	LEV1 LEV		D-665-18	U	S	TWC	1	ALL	640008	
2002	2.4	2CRXT02.42D0	LEV1 LEV		D-665-18	U	S	TWC	1	ALL	640008	
2003	2.4	3CRXT02.42D0	LEV1 LEV		D-665-18	U	S	TWC	1	ALL	640008	
1996	3.3	TCR20128G2FL	TLEV		D-665-18	U	S	TWC	1	ALL	640011	640506
1996	3.3	TCR23228G1EK	TIER1		D-665-18	U	S	TWC	1	ALL	640011	640506

OBDII

Year	Liters	Engine Family	Certification Std.	Comments	Executive Order	Location	Exhaust Type	Converter Type	# Converters	Drive Type	Universal #	Direct Fit #
------	--------	---------------	--------------------	----------	-----------------	----------	--------------	----------------	--------------	------------	-------------	--------------

DODGE

CARAVAN (Continued)

1997	3.3	VCR20128G2FL	TLEV		D-665-18	U	S	TWC	1	ALL	640011	640506
1997	3.3	VCR23228G1EK	TIER1		D-665-18	U	S	TWC	1	ALL	640008	640506
1998	3.3	WCRXA0201230	LEV1 LEV		D-665-18	U	S	TWC	1	ALL		640506
1998	3.3	WCRXT0201230	LEV1 LEV		D-665-18	U	S	TWC	1	ALL	640011	640506
1999	3.3	XCRXT0201230	LEV1 LEV		D-665-18	U	S	TWC	1	ALL	640008	640506
1999	3.3	XCRXT03.82B1	TIER1		D-665-18	U	S	TWC	1	ALL	640008	640506
2000	3.3	YCRXT0201230	LEV1 LEV		D-665-18	U	S	TWC	1	ALL	640008	640506
2001	3.3	1CRXT03.32DP	LEV1 LEV		D-665-18	U	S	TWC	1	ALL	640008	640517
2001	3.3	1CRXT03.32DT	LEV1 LEV		D-665-18	U	S	TWC	1	ALL	640008	640517
2001	3.3	1CRXT03.82D0	LEV1 LEV		D-665-18	U	S	TWC	1	ALL	640008	640517
2002	3.3	2CRXT03.32DP	LEV1 LEV		D-665-18	U	S	TWC	1	ALL	640008	640517
2002	3.3	2CRXT03.82D0	LEV1 LEV		D-665-18	U	S	TWC	1	ALL	640008	640517
2002	3.3	2CRXT03.82D1	LEV1 LEV		D-665-18	U	S	TWC	1	ALL	640008	640517
2003	3.3	3CRXT03.32DP	LEV1 LEV		D-665-18	U	S	TWC	1	ALL	640008	640517
2003	3.3	3CRXT03.32DR	LEV1 LEV		D-665-18	U	S	TWC	1	ALL	640008	640517
2003	3.3	3CRXT03.82D0	LEV1 LEV		D-665-18	U	S	TWC	1	ALL	640008	640517
2003	3.3	3CRXT03.82D1	LEV1 LEV		D-665-18	U	S	TWC	1	ALL	640008	640517
1996	3.8	TCR23228G1EK	TIER1		D-665-18	U	S	TWC	1	ALL	640011	640506
1997	3.8	VCR23228G1EK	TIER1		D-665-18	U	S	TWC	1	ALL	640011	640506
1998	3.8	WCRXT0232220	TLEV		D-665-18	U	S	TWC	1	ALL	640011	640506
1998	3.8	WCRXT03.82B0	TIER1		D-665-18	U	S	TWC	1	ALL	640011	640506
1999	3.8	XCRXT0232220	TLEV		D-665-18	U	S	TWC	1	ALL	640008	640506
1999	3.8	XCRXT0232230	LEV1 LEV		D-665-18	U	S	TWC	1	ALL	640008	640506
1999	3.8	XCRXT03.82B0	TIER1		D-665-18	U	S	TWC	1	ALL		640506
1999	3.8	XCRXT03.82B1	TIER1		D-665-18	U	S	TWC	1	ALL	640008	640506

DAKOTA

1996	2.5	TCR15018G1EK	TIER1		D-665-17	U	S	TWC	1	ALL	630003	
1997	2.5	VCR15018G1EK	TIER1		D-665-17	U	S	TWC	1	ALL	630003	630510
1998	2.5	WCRXT0150110	TIER1		D-665-17	U	S	TWC	1	ALL	630003	630510
2005	3.7	5CRXT03.75S0	LEV1 LEV		D-665-18	UL	D	2TWC	2	ALL	640015	
2005	3.7	5CRXT03.75S0	LEV1 LEV		D-665-18	UR	D	2TWC	2	ALL	640015	
2006	3.7	6CRXT03.75S2	LEV1 LEV		D-665-18	UL	D	2TWC	2	ALL	640015	
2006	3.7	6CRXT03.75S2	LEV1 LEV		D-665-18	UR	D	2TWC	2	ALL	640015	
1996	3.9	TCR23928G1EK	TIER1		D-665-18	U	S	TWC	1	ALL	640003	
1996	3.9	TCR239H8G1EK	TIER1		D-665-5	U	S	TWC	1	2WD	865004	640511
1996	3.9	TCR239H8G1EK	TIER1	w/ 124" OR 131" W.B.	D-665-18	U	S	TWC	1	ALL	865004	640511
1997	3.9	VCR23928G1EK	TIER1		D-665-18	U	S	TWC	1	ALL	640003	
1997	3.9	VCR239H8G1EK	TIER1		D-665-5	U	S	TWC	1	2WD	865004	865528
1998	3.9	WCRXA0239H11	TIER1		D-665-18	U	S	TWC	1	2WD	640012	
1998	3.9	WCRXT0239211	TIER1		D-665-18	U	S	TWC	1	ALL	640012	
1999	3.9	XCRXA0239H11	TIER1		D-665-18	U	S	TWC	1	ALL	640003	640507
1999	3.9	XCRXT0239211	TIER1		D-665-18	U	S	TWC	1	ALL	640003	640507
1999	3.9	XCRXA0239H11	TIER1	w/ 59" unit	D-665-18	U	S	TWC	1	ALL	640003	640507
1999	3.9	XCRXT0239211	TIER1	w/ 59" unit	D-665-18	U	S	TWC	1	ALL	640003	640507
2000	3.9	YCRXT03.92C1	TLEV		D-665-18	U	S	TWC	1	2WD	640003	
2001	3.9	1CRXT03.92D1	LEV1 LEV		D-665-20	FL	DS	TWC,2WU-OC	3	2WD	650021	
2001	3.9	1CRXT03.95B5	TIER1		D-665-20	FL	DS	TWC,2WU-OC	3	2WD	650021	
2001	3.9	1CRXT03.92D1	LEV1 LEV		D-665-20	FR	DS	TWC,2WU-OC	3	2WD	650027	
2001	3.9	1CRXT03.95B5	TIER1		D-665-20	FR	DS	TWC,2WU-OC	3	2WD	650027	

OBDII

Year	Liters	Engine Family	Certification Std.	Comments	Executive Order	Location	Exhaust Type	Converter Type	# Converters	Drive Type	Universal #	Direct Fit #
------	--------	---------------	--------------------	----------	-----------------	----------	--------------	----------------	--------------	------------	-------------	--------------

DODGE

DAKOTA (Continued)

2001	3.9	1CRXT03.92D1	LEV1 LEV		D-665-20	R	DS	TWC,2WU-OC	3	2WD	651020	
2001	3.9	1CRXT03.95B5	TIER1		D-665-20	R	DS	TWC,2WU-OC	3	2WD	651020	
2001	3.9	1CRXT03.92D1	LEV1 LEV		D-665-20	U	DS	TWC,2WU-OC	3	2WD		651506
2001	3.9	1CRXT03.95B5	TIER1		D-665-20	U	DS	TWC,2WU-OC	3	4WD		651683
2003	3.9	3CRXT03.95B1	TIER1		D-665-5	U	S	TWC	1	2WD	865004	
2000	4.7	YCRXT0287232	LEV1 LEV		D-665-20	FL	DS	TWC,2WU-OC	3	2WD	650027	
2000	4.7	YCRXT0287232	LEV1 LEV		D-665-20	FR	DS	TWC,2WU-OC	3	2WD	650010	
2000	4.7	YCRXT0287232	LEV1 LEV		D-665-20	R	DS	TWC,2WU-OC	3	2WD	651009	
2000	4.7	YCRXT0287232	LEV1 LEV		D-665-20	U	DS	TWC,2WU-OC	3	4WD		651507
2001	4.7	1CRXT04.72D2	LEV1 LEV		D-665-20	FL	DS	TWC,2WU-OC	3	2WD	650027	
2001	4.7	1CRXT04.75B5	TIER1		D-665-20	FL	DS	TWC,2WU-OC	3	2WD	650027	
2001	4.7	1CRXT04.72D2	LEV1 LEV		D-665-20	FR	DS	TWC,2WU-OC	3	2WD	650010	
2001	4.7	1CRXT04.75B5	TIER1		D-665-20	FR	DS	TWC,2WU-OC	3	4WD	650036	
2001	4.7	1CRXT04.72D2	LEV1 LEV		D-665-20	R	DS	TWC,2WU-OC	3	2WD	651009	
2001	4.7	1CRXT04.75B5	TIER1		D-665-20	R	DS	TWC,2WU-OC	3	2WD	651009	
2001	4.7	1CRXT04.72D2	LEV1 LEV		D-665-20	U	DS	TWC,2WU-OC	3	4WD		651507
2001	4.7	1CRXT04.75B5	TIER1		D-665-20	U	DS	TWC,2WU-OC	3	4WD		651507
2005	4.7	5CRXT04.75S0	LEV1 LEV		D-665-18	UL	D	2TWC	2	ALL	640015	
2005	4.7	5CRXT04.75S0	LEV1 LEV		D-665-18	UR	D	2TWC	2	ALL	640015	
2006	4.7	6CRXT04.75S2	LEV1 LEV		D-665-18	UL	D	2TWC	2	ALL	640015	
2006	4.7	6CRXT04.75S2	LEV1 LEV		D-665-18	UR	D	2TWC	2	ALL	640015	
1996	5.2	TCR31828G1EK	TIER1		D-665-18	U	S	TWC	1	2WD	640003	
1996	5.2	TCR31828G1EL	TIER1		D-665-18	U	S	TWC	1	4WD	640003	
1996	5.2	TCR360H8G1EK	TIER1		D-665-5	U	S	TWC	1	2WD	865004	640511
1996	5.2	TCR360H8G1EK	TIER1	w/ 124" OR 131" W.B.	D-665-18	U	S	TWC	1	ALL	865004	640511
1997	5.2	VCR318H8G1EK	TIER1		D-665-5	U	S	TWC	1	2WD	865004	640514
1997	5.2	VCR36028G1EK	TIER1		D-665-18	U	S	TWC	1	2WD	640003	640514
1997	5.2	VCR360H8G1EL	TIER1		D-665-5	U	S	TWC	1	2WD	865004	865527
1997	5.2	VCR318H8G1EK	TIER1	w/ 124" OR 131" W.B.	D-665-18	U	S	TWC	1	ALL	865004	640514
1997	5.2	VCR36028G1EK	TIER1	w/ 124" OR 131" W.B.	D-665-18	U	S	TWC	1	ALL	640003	640514
1998	5.2	WCRXA0318H11	TIER1		D-665-5	U	S	TWC	1	2WD	865004	
1998	5.2	WCRXA0360H31	LEV1 LEV		D-665-18	U	S	TWC	1	2WD	640003	
1998	5.2	WCRXT0360211	TIER1		D-665-18	U	S	TWC	1	ALL	640003	
1999	5.2	XCRXA0318H11	TIER1		D-665-18	U	S	TWC	1	ALL	640003	
1999	5.2	XCRXT0360211	TIER1		D-665-18	U	S	TWC	1	ALL	640003	
2000	5.2	YCRXA0360H32	LEV1 LEV		D-665-5	U	S	TWC	1	4WD	865004	
1996	5.9	TCR360H8G1EK	TIER1		D-665-5	U	S	TWC	1	2WD	865004	
1997	5.9	VCR360H8G1EL	TIER1		D-665-5	U	S	TWC	1	2WD	865004	
1998	5.9	WCRXA0318H11	TIER1		D-665-18	U	S	TWC	1	ALL	640003	
1998	5.9	WCRXT0360211	TIER1		D-665-18	U	S	TWC	1	ALL	640003	
1999	5.9	XCRXA0360H31	LEV1 LEV		D-665-18	U	S	TWC	1	4WD	640003	
1999	5.9	XCRXA0360J11	TIER1		D-665-18	U	S	TWC	1	4WD	640003	
1999	5.9	XCRXT0360211	TIER1		D-665-18	U	S	TWC	1	ALL	640003	
2000	5.9	YCRXA0360H11	TIER1		D-665-18	U	S	TWC	1	2WD	640003	
2000	5.9	YCRXA0360H32	LEV1 LEV		D-665-5	U	S	TWC	1	4WD	865004	
2000	5.9	YCRXT0360221	TLEV		D-665-18	U	S	TWC	1	2WD	640003	
2000	5.9	YCRXV0360221	TLEV		D-665-18	U	S	TWC	1	ALL	640012	
2001	5.9	1CRXT05.92D1	LEV1 LEV		D-665-20	FL	DS	TWC,2WU-OC	3	2WD	650021	
2001	5.9	1CRXT05.95B5	TIER1		D-665-20	FL	DS	TWC,2WU-OC	3	2WD	650021	

OBDII

Year	Liters	Engine Family	Certification Std.	Comments	Executive Order	Location	Exhaust Type	Converter Type	# Converters	Drive Type	Universal #	Direct Fit #
------	--------	---------------	--------------------	----------	-----------------	----------	--------------	----------------	--------------	------------	-------------	--------------

DODGE

DAKOTA (Continued)

2001	5.9	1CRXT05.92D1	LEV1 LEV		D-665-20	FR DS	TWC,2WU-OC	3 2WD	650027			
2001	5.9	1CRXT05.95B5	TIER1		D-665-20	FR DS	TWC,2WU-OC	3 2WD	650027			
2001	5.9	1CRXT05.92D1	LEV1 LEV		D-665-20	R DS	TWC,2WU-OC	3 2WD	651020			
2001	5.9	1CRXT05.95B5	TIER1		D-665-20	R DS	TWC,2WU-OC	3 2WD	651020			
2001	5.9	1CRXT05.92D1	LEV1 LEV		D-665-20	U DS	TWC,2WU-OC	3 4WD			651505	
2001	5.9	1CRXT05.95B5	TIER1		D-665-20	U DS	TWC,2WU-OC	3 4WD			651505	

DURANGO

2005	3.7	5CRXT03.75S0	LEV1 LEV		D-665-18	UL D	2TWC	2 ALL	640015			
2005	3.7	5CRXT03.75S0	LEV1 LEV		D-665-18	UR D	2TWC	2 ALL	640015			
2006	3.7	6CRXT03.75S2	LEV1 LEV		D-665-18	UL D	2TWC	2 ALL	640015			
2006	3.7	6CRXT03.75S2	LEV1 LEV		D-665-18	UR D	2TWC	2 ALL	640015			
1998	3.9	WCRXA0239H11	TIER1		D-665-18	U S	TWC	1 ALL	640003			
1998	3.9	WCRXA0239H12	TIER1		D-665-18	U S	TWC	1 ALL	640003			
1999	3.9	XCRXA0239H11	TIER1		D-665-18	U S	TWC	1 ALL	640001			
1999	3.9	XCRXA0239H12	TIER1		D-665-18	U S	TWC	1 ALL	640003			
2006	4.7	6CRXT04.75S2	LEV1 LEV		D-665-18	UL D	2TWC	2 ALL	640015			
2006	4.7	6CRXT04.75S2	LEV1 LEV		D-665-18	UR D	2TWC	2 ALL	640015			
1998	5.2	WCRXA0318H11	TIER1		D-665-18	U S	TWC	1 2WD	640003			
1998	5.2	WCRXA0360H32	TIER1		D-665-5	U S	TWC	1 4WD	865004			
1999	5.2	XCRXA0318H11	TIER1		D-665-5	U S	TWC	1 4WD	865004			
1999	5.2	XCRXA0360H32	LEV1 LEV		D-665-5	U S	TWC	1 2WD	865004			
2000	5.2	YCRXA0360H32	LEV1 LEV		D-665-5	U S	TWC	1 2WD	865004			
1998	5.9	WCRXA0360H31	LEV1 LEV		D-665-18	U S	TWC	1 2WD	640003			
1998	5.9	WCRXA0360H32	LEV1 LEV		D-665-18	U S	TWC	1 ALL	640003			
1999	5.9	XCRXA0360H31	LEV1 LEV		D-665-18	U S	TWC	1 ALL	640003			
1999	5.9	XCRXA0360H32	LEV1 LEV		D-665-5	U S	TWC	1 2WD	865004			
2000	5.9	YCRXA0360H11	TIER1		D-665-18	U S	TWC	1 2WD	640003			
2000	5.9	YCRXA0360H32	LEV1 LEV		D-665-5	U S	TWC	1 2WD	865004			
2001	5.9	1CRXT05.95B2	TIER1		D-665-18	U S	TWC	1 2WD	640003			

GRAND CARAVAN

1996	2.4	TCR2.428GFEK	TIER1		D-665-18	U S	TWC	1 ALL	640011			
1997	2.4	VCR14828G1EK	TIER1		D-665-18	U S	TWC	1 ALL	640011			
1996	3.3	TCR20128G2FL	TLEV		D-665-18	U S	TWC	1 ALL	640011		640506	
1996	3.3	TCR23228G1EK	TIER1		D-665-18	U S	TWC	1 ALL	640011		640506	
1997	3.3	VCR20128G2FL	TLEV		D-665-18	U S	TWC	1 ALL	640011		640506	
1997	3.3	VCR23228G1EK	TIER1		D-665-18	U S	TWC	1 ALL	640011		640506	
1998	3.3	WCRXA0201230	LEV1 LEV		D-665-18	U S	TWC	1 ALL			640506	
1998	3.3	WCRXT0201230	LEV1 LEV		D-665-18	U S	TWC	1 ALL	640011		640506	
1999	3.3	XCRXT0201230	LEV1 LEV		D-665-18	U S	TWC	1 ALL	640008		640506	
1999	3.3	XCRXT03.82B1	TIER1		D-665-18	U S	TWC	1 ALL	640008		640506	
2000	3.3	YCRXT0201230	LEV1 LEV		D-665-18	U S	TWC	1 ALL	640008		640506	
2001	3.3	1CRXT03.32DP	LEV1 LEV		D-665-18	U S	TWC	1 ALL	640008		640517	
2001	3.3	1CRXT03.32DT	LEV1 LEV		D-665-18	U S	TWC	1 ALL	640008		640517	
2001	3.3	1CRXT03.82D0	LEV1 LEV		D-665-18	U S	TWC	1 2WD	640008		640517	
2002	3.3	2CRXT03.32DP	LEV1 LEV		D-665-18	U S	TWC	1 ALL	640008		640517	
2002	3.3	2CRXT03.82D0	LEV1 LEV		D-665-18	U S	TWC	1 ALL	640008		640517	
2002	3.3	2CRXT03.82D1	LEV1 LEV		D-665-18	U S	TWC	1 ALL	640008		640517	
2003	3.3	3CRXT03.32DP	LEV1 LEV		D-665-18	U S	TWC	1 ALL	640008		640517	
2003	3.3	3CRXT03.32DR	LEV1 LEV		D-665-18	U S	TWC	1 ALL	640008		640517	

OBDII

Year	Liters	Engine Family	Certification Std.	Comments	Executive Order	Location	Exhaust Type	Converter Type	# Converters	Drive Type	Universal #	Direct Fit #
------	--------	---------------	--------------------	----------	-----------------	----------	--------------	----------------	--------------	------------	-------------	--------------

DODGE

GRAND CARAVAN (Continued)

2003	3.3	3CRXT03.82D0	LEV1 LEV		D-665-18	U	S	TWC	1	ALL	640008	640517
2003	3.3	3CRXT03.82D1	LEV1 LEV		D-665-18	U	S	TWC	1	ALL	640008	640517
1996	3.8	TCR23228G1EK	TIER1		D-665-18	U	S	TWC	1	ALL	640011	640506
1997	3.8	VCR23228G1EK	TIER1		D-665-18	U	S	TWC	1	ALL	640011	640506
1998	3.8	WCRXT0232220	TLEV		D-665-18	U	S	TWC	1	ALL	640011	640506
1998	3.8	WCRXT03.82B0	TIER1		D-665-18	U	S	TWC	1	ALL	640011	640506
1999	3.8	XCRXT0232220	TLEV		D-665-18	U	S	TWC	1	ALL	640008	640506
1999	3.8	XCRXT0232230	LEV1 LEV		D-665-18	U	S	TWC	1	ALL	640008	640506
1999	3.8	XCRXT03.82B0	TIER1		D-665-18	U	S	TWC	1	ALL		640506
1999	3.8	XCRXT03.82B1	TIER1		D-665-18	U	S	TWC	1	ALL	640008	640506
2000	3.8	YCRXT0232230	LEV1 LEV		D-665-18	U	S	TWC	1	ALL	640008	640506
2000	3.8	YCRXT03.82B0	TIER1		D-665-18	U	S	TWC	1	ALL	640008	640506
2001	3.8	1CRXT03.82D0	LEV1 LEV		D-665-18	U	S	TWC	1	2WD	640008	640516

INTREPID

1998	2.7	WCRXV0165V20	TLEV		D-665-17	UL	D	2TWC	2	ALL		630505
1998	2.7	WCRXV0165V20	TLEV		D-665-17	UR	D	2TWC	2	ALL		630506
1999	2.7	XCRXV0165V20	TLEV		D-665-17	UL	D	2TWC	2	ALL		630505
1999	2.7	XCRXV0165V20	TLEV		D-665-17	UR	D	2TWC	2	ALL		630506
2000	2.7	YCRXV0165V30	LEV1 LEV		D-665-17	UL	D	2TWC	2	ALL		630505
2000	2.7	YCRXV0165V30	LEV1 LEV		D-665-17	UR	D	2TWC	2	ALL		630506
2001	2.7	1CRXV03.5VD0	LEV1 LEV		D-665-17	UL	D	2TWC	2	ALL		630505
2001	2.7	1CRXV03.5VD0	LEV1 LEV		D-665-17	UR	D	2TWC	2	ALL		630506
2002	2.7	2CRXV02.7VD1	LEV1 LEV		D-665-17	UL	D	2TWC	2	ALL		630505
2002	2.7	2CRXV03.5VD0	LEV1 LEV		D-665-17	UL	D	2TWC	2	ALL		630505
2002	2.7	2CRXV02.7VD1	LEV1 LEV		D-665-17	UR	D	2TWC	2	ALL		630506
2002	2.7	2CRXV03.5VD0	LEV1 LEV		D-665-17	UR	D	2TWC	2	ALL		630506
2003	2.7	3CRXV02.7VD1	LEV1 LEV		D-665-17	UL	D	2TWC	2	ALL		630505
2003	2.7	3CRXV02.7VD1	LEV1 LEV		D-665-17	UR	D	2TWC	2	ALL		630506
2004	2.7	4CRXV02.7VM1	LEV1 LEV		D-665-17	UL	D	2TWC	2	ALL		630505
2004	2.7	4CRXV02.7VM1	LEV1 LEV		D-665-17	UR	D	2TWC	2	ALL		630506
1998	3.2	WCRXV0195V20	TLEV		D-665-17	UL	D	2TWC	2	ALL		630505
1998	3.2	WCRXV0195V20	TLEV		D-665-17	UR	D	2TWC	2	ALL		630506
1999	3.2	XCRXV0215V20	TLEV		D-665-17	UL	D	2TWC	2	ALL		630505
1999	3.2	XCRXV0215V20	TLEV		D-665-17	UR	D	2TWC	2	ALL		630506
2000	3.2	YCRXV0215V30	LEV1 LEV		D-665-17	UL	D	2TWC	2	ALL		630505
2000	3.2	YCRXV0215V30	LEV1 LEV		D-665-17	UR	D	2TWC	2	ALL		630506
2001	3.2	1CRXV03.5VD0	LEV1 LEV		D-665-17	UL	D	2TWC	2	ALL		630505
2001	3.5	1CRXV03.5VD0	LEV1 LEV		D-665-17	UL	D	2TWC	2	ALL		630505
2002	3.5	2CRXV03.5VD0	LEV1 LEV		D-665-17	UL	D	2TWC	2	ALL		630505
2002	3.5	2CRXV03.5VD1	LEV1 LEV		D-665-17	UL	D	2TWC	2	ALL		630505
2003	3.5	3CRXV03.5VD0	LEV1 LEV		D-665-17	UL	D	2TWC	2	ALL		630505
2004	3.5	4CRXV03.5VM0	LEV1 LEV		D-665-17	UL	D	2TWC	2	ALL		630505

NEON

1996	2.0	TCR122VJG1EK	TIER1		D-665-17	U	S	TWC	1	ALL	630003	630511
1996	2.0	TCR122VJG2EK	TLEV		D-665-17	U	S	TWC	1	ALL	630003	630511
1996	2.0	TCR2.0VJGFEL	TIER1		D-665-17	U	S	TWC	1	ALL	630003	630511
1997	2.0	VCR122VJG1EK	TIER1		D-665-17	U	S	TWC	1	ALL	630003	630511
1997	2.0	VCR122VJG1EL	TIER1		D-665-17	U	S	TWC	1	ALL	630003	630511
1997	2.0	VCR122VJG2EK	TLEV		D-665-17	U	S	TWC	1	ALL	630003	630511

OBDII

Year	Liters	Engine Family	Certification Std.	Comments	Executive Order	Location	Exhaust Type	Converter Type	# Converters	Drive Type	Universal #	Direct Fit #
------	--------	---------------	--------------------	----------	-----------------	----------	--------------	----------------	--------------	------------	-------------	--------------

DODGE

NEON (Continued)

1998	2.0	WCRXV0122V30	LEV1 LEV		D-665-17	U	S	TWC	1	ALL	630003	630511
1998	2.0	WCRXV02.0VB0	TIER1		D-665-17	U	S	TWC	1	ALL	630003	630511
1998	2.0	WCRXV02.0VB2	TIER1		D-665-17	U	S	TWC	1	ALL	630003	630511
1999	2.0	XCRXV0122V30	LEV1 LEV		D-665-17	U	S	TWC	1	ALL	630003	630511
1999	2.0	XCRXV02.0VB0	TIER1		D-665-17	U	S	TWC	1	ALL	630003	630511
1999	2.0	XCRXV02.0VB2	TIER1		D-665-17	U	S	TWC	1	ALL	630003	630511
2000	2.0	YCRXV0122V30	LEV1 LEV		D-665-17	U	S	TWC	1	ALL	630003	630509
2001	2.0	1CRXV02.0VD0	LEV1 LEV		D-665-17	U	S	TWC	1	ALL	630003	630509
2002	2.0	2CRXV02.0VD0	LEV1 LEV		D-665-17	U	S	TWC	1	ALL	630003	630509
2002	2.0	2CRXV02.0VD1	LEV1 LEV		D-665-17	U	S	TWC	1	ALL	630003	630509
2003	2.0	3CRXV02.0VD0	LEV1 LEV		D-665-17	U	S	TWC	1	ALL	630022	
2003	2.4	3CRXV02.4VD1	LEV1 LEV		D-665-17	U	S	TWC	1	ALL	630022	

RAM 1500

2002	3.7	2CRXT03.75B0	TIER1		D-665-18	U	S	TWC	1	ALL	640006	640508
2003	3.7	3CRXT03.75B0	TIER1		D-665-18	U	S	TWC	1	ALL	640006	640508
2003	3.7	3CRXT03.75B0	TIER1	4 DR	D-665-18	U	S	TWC	1	ALL	640006	640508
2005	3.7	5CRXT03.75S0	LEV1 LEV		D-665-18	UL	D	2TWC	2	ALL	640015	
2005	3.7	5CRXT03.75S0	LEV1 LEV		D-665-18	UR	D	2TWC	2	ALL	640015	
2006	3.7	6CRXT03.75S2	LEV1 LEV		D-665-18	UL	D	2TWC	2	ALL	640015	
2006	3.7	6CRXT03.75S2	LEV1 LEV		D-665-18	UR	D	2TWC	2	ALL	640015	
1996	3.9	TCR239H8G1EK	TIER1		D-665-18	U	S	TWC	1	ALL	640007	640504
1997	3.9	VCR239H8G1EK	TIER1		D-665-18	U	S	TWC	1	ALL	640007	640504
1998	3.9	WCRXA0239H11	TIER1		D-665-18	U	S	TWC	1	ALL	640007	640504
1999	3.9	XCRXA0239H11	TIER1		D-665-18	U	S	TWC	1	ALL	640007	640504
2000	3.9	YCRXA0239H11	TIER1		D-665-5	U	S	TWC	1	2WD	865004	
2001	3.9	1CRXT03.95B2	TIER1		D-665-5	U	S	TWC	1	2WD	865004	
2001	3.9	1CRXT03.95B9	TIER1		D-665-5	U	S	TWC	1	2WD	865004	
2005	4.7	5CRXT04.75S0	LEV1 LEV		D-665-18	UL	D	2TWC	2	ALL	640015	
2005	4.7	5CRXT04.75S0	LEV1 LEV		D-665-18	UR	D	2TWC	2	ALL	640015	
2006	4.7	6CRXT04.75S2	LEV1 LEV		D-665-18	UL	D	2TWC	2	ALL	640015	
2006	4.7	6CRXT04.75S2	LEV1 LEV		D-665-18	UR	D	2TWC	2	ALL	640015	
1996	5.2	TCR31828G1EK	TIER1		D-665-18	U	S	TWC	1	ALL	640007	640504
1996	5.2	TCR360H8G1EK	TIER1		D-665-18	U	S	TWC	1	2WD	640007	640504
1996	5.2	TCR360J8G1EK	TIER1		D-665-18	U	S	TWC	1	ALL	640007	640504
1997	5.2	VCR318H8G1EK	TIER1		D-665-18	U	S	TWC	1	2WD	640007	640504
1997	5.2	VCR360H8G1EL	TIER1		D-665-18	U	S	TWC	1	2WD	640007	640504
1997	5.2	VCR360J8G1EL	TIER1		D-665-14	U	S	TWC	1	4WD	865014	865508
1998	5.2	WCRXA0318H11	TIER1		D-665-18	U	S	TWC	1	ALL	640007	640504
1998	5.2	WCRXA0360H31	LEV1 LEV		D-665-18	U	S	TWC	1	ALL	640007	640504
1998	5.2	WCRXA0360J11	TIER1		D-665-18	U	S	TWC	1	ALL	640007	640504
1999	5.2	XCRXA0318H11	TIER1		D-665-18	U	S	TWC	1	ALL		640504
1999	5.2	XCRXA0360J11	TIER1		D-665-18	U	S	TWC	1	ALL	640007	640504
1999	5.2	XCRXA0360J31	LEV1 LEV		D-665-18	U	S	TWC	1	ALL	640007	640504
2000	5.2	YCRXA0360H31	LEV1 LEV		D-665-20	FL	DS	TWC,2WU-OC	3	ALL	650036	
2000	5.2	YCRXA0360J31	LEV1 LEV		D-665-20	FL	DS	TWC,2WU-OC	3	ALL	650036	
2000	5.2	YCRXA0360H31	LEV1 LEV		D-665-20	FR	DS	TWC,2WU-OC	3	ALL	650036	
2000	5.2	YCRXA0360J31	LEV1 LEV		D-665-20	FR	DS	TWC,2WU-OC	3	ALL	650036	
2000	5.2	YCRXA0360H31	LEV1 LEV		D-665-20	R	DS	TWC,2WU-OC	3	ALL	651035	
2000	5.2	YCRXA0360J31	LEV1 LEV		D-665-20	R	DS	TWC,2WU-OC	3	ALL	651035	

OBDII

Year	Liters	Engine Family	Certification Std.	Comments	Executive Order	Location	Exhaust Type	Converter Type	# Converters	Drive Type	Universal #	Direct Fit #
------	--------	---------------	--------------------	----------	-----------------	----------	--------------	----------------	--------------	------------	-------------	--------------

DODGE

RAM 1500 (Continued)

2000	5.2	YCRXA0360H31	LEV1 LEV		D-665-20	U	DS	TWC,2WU-OC	3	ALL		651508
2000	5.2	YCRXA0360J31	LEV1 LEV		D-665-20	U	DS	TWC,2WU-OC	3	ALL		651508
2000	5.2	YCRXA0360H11	TIER1		D-665-18	U	S	TWC	1	ALL	640007	640502
2000	5.2	YCRXA0360J11	TIER1		D-665-18	U	S	TWC	1	ALL	640007	640502
2001	5.2	1CRXA0318H31	LEV1 LEV		D-665-20	FL	DS	TWC,2WU-OC	3	ALL	650036	
2001	5.2	1CRXA0360H38	LEV1 LEV		D-665-20	FL	DS	TWC,2WU-OC	3	ALL	650036	
2001	5.2	1CRXA0360J38	LEV1 LEV		D-665-20	FL	DS	TWC,2WU-OC	3	ALL	650036	
2001	5.2	1CRXA0318H31	LEV1 LEV		D-665-20	FR	DS	TWC,2WU-OC	3	ALL	650036	
2001	5.2	1CRXA0360H38	LEV1 LEV		D-665-20	FR	DS	TWC,2WU-OC	3	ALL	650036	
2001	5.2	1CRXA0360J38	LEV1 LEV		D-665-20	FR	DS	TWC,2WU-OC	3	ALL	650036	
2001	5.2	1CRXA0318H31	LEV1 LEV		D-665-20	R	DS	TWC,2WU-OC	3	ALL	651035	
2001	5.2	1CRXA0360H38	LEV1 LEV		D-665-20	R	DS	TWC,2WU-OC	3	ALL	651035	
2001	5.2	1CRXA0360J38	LEV1 LEV		D-665-20	R	DS	TWC,2WU-OC	3	ALL	651035	
2001	5.2	1CRXA0318H31	LEV1 LEV		D-665-20	U	DS	TWC,2WU-OC	3	ALL		651508
2001	5.2	1CRXA0360H38	LEV1 LEV		D-665-20	U	DS	TWC,2WU-OC	3	ALL		651508
2001	5.2	1CRXA0360J38	LEV1 LEV		D-665-20	U	DS	TWC,2WU-OC	3	ALL		651508
2001	5.2	1CRXA0360J11	TIER1		D-665-18	U	S	TWC	1	2WD	640007	640521
2001	5.2	1CRXA0360J18	TIER1		D-665-18	U	S	TWC	1	ALL	640007	640521
2001	5.2	1CRXT05.95B1	TIER1		D-665-18	U	S	TWC	1	ALL	640007	640521
2001	5.2	1CRXT05.95B8	TIER1		D-665-18	U	S	TWC	1	ALL	640007	640521
2003	5.7	3CRXT05.95B1	TIER1		D-665-14	U	S	TWC	1	2WD	865017	
2003	5.7	3CRXT05.96B1	TIER1		D-665-14	U	S	TWC	1	2WD	865017	
2003	5.7	3CRXT05.96B1	TIER1		D-665-18	UL	D	2TWC	2	ALL	640011	
2003	5.7	3CRXT05.96B1	TIER1		D-665-18	UR	D	2TWC	2	ALL	640011	
1996	5.9	TCR360H8G1EK	TIER1		D-665-18	U	S	TWC	1	ALL	640007	640504
1996	5.9	TCR360J8G1EK	TIER1		D-665-18	U	S	TWC	1	ALL	640007	640504
1997	5.9	VCR360H8G1EL	TIER1		D-665-18	U	S	TWC	1	ALL	640007	640504
1997	5.9	VCR360J8G1EK	TIER1		D-665-18	U	S	TWC	1	ALL	640007	640504
1997	5.9	VCR360J8G1EL	TIER1		D-665-18	U	S	TWC	1	ALL	640007	640504
1998	5.9	WCRXA0360H32	LEV1 LEV		D-665-18	U	S	TWC	1	ALL	640003	640504
1998	5.9	WCRXA0360J11	TIER1		D-665-18	U	S	TWC	1	ALL	640003	640504
1998	5.9	WCRXA0360J31	LEV1 LEV		D-665-18	U	S	TWC	1	AUTO-MATIC	640007	640504
1999	5.9	XCRXA0360H31	LEV1 LEV		D-665-18	U	S	TWC	1	MANU-AL	640007	640504
1999	5.9	XCRXA0360J11	TIER1		D-665-18	U	S	TWC	1	ALL	640003	640504
1999	5.9	XCRXA0360J31	LEV1 LEV		D-665-18	U	S	TWC	1	AUTO-MATIC	640007	640504
2000	5.9	YCRXA0360H31	LEV1 LEV		D-665-20	FL	DS	TWC,2WU-OC	3	ALL	650036	
2000	5.9	YCRXA0360J31	LEV1 LEV		D-665-20	FL	DS	TWC,2WU-OC	3	2WD	650036	
2000	5.9	YCRXA0360H31	LEV1 LEV		D-665-20	FR	DS	TWC,2WU-OC	3	ALL	650036	
2000	5.9	YCRXA0360J31	LEV1 LEV		D-665-20	FR	DS	TWC,2WU-OC	3	2WD	650036	
2000	5.9	YCRXA0360H31	LEV1 LEV		D-665-20	R	DS	TWC,2WU-OC	3	ALL	651035	
2000	5.9	YCRXA0360J31	LEV1 LEV		D-665-20	R	DS	TWC,2WU-OC	3	2WD	651035	
2000	5.9	YCRXA0360H31	LEV1 LEV		D-665-20	U	DS	TWC,2WU-OC	3	ALL		651508
2000	5.9	YCRXA0360J31	LEV1 LEV		D-665-20	U	DS	TWC,2WU-OC	3	2WD		651508
2000	5.9	YCRXA0360H11	TIER1		D-665-18	U	S	TWC	1	ALL	640007	640521
2000	5.9	YCRXA0360J11	TIER1		D-665-14	U	S	TWC	1	2WD	865014	865513
2001	5.9	1CRXA0360H38	LEV1 LEV		D-665-20	FL	DS	TWC,2WU-OC	3	ALL	650036	
2001	5.9	1CRXA0360J38	LEV1 LEV		D-665-20	FL	DS	TWC,2WU-OC	3	ALL	650036	

OBDII

Year	Liters	Engine Family	Certification Std.	Comments	Executive Order	Location	Exhaust Type	Converter Type	# Converters	Drive Type	Universal #	Direct Fit #
------	--------	---------------	--------------------	----------	-----------------	----------	--------------	----------------	--------------	------------	-------------	--------------

DODGE

RAM 1500 (Continued)

2001	5.9	1CRXA0360H38	LEV1 LEV		D-665-20	FR DS	TWC,2WU-OC	3 ALL	650036	
2001	5.9	1CRXA0360J38	LEV1 LEV		D-665-20	FR DS	TWC,2WU-OC	3 ALL	650036	
2001	5.9	1CRXA0360H38	LEV1 LEV		D-665-20	R DS	TWC,2WU-OC	3 ALL	651035	
2001	5.9	1CRXA0360J38	LEV1 LEV		D-665-20	R DS	TWC,2WU-OC	3 ALL	651035	
2001	5.9	1CRXA0360H38	LEV1 LEV		D-665-20	U DS	TWC,2WU-OC	3 ALL		651508
2001	5.9	1CRXA0360J38	LEV1 LEV		D-665-20	U DS	TWC,2WU-OC	3 ALL		651508
2001	5.9	1CRXA0360J11	TIER1		D-665-18	U S	TWC	1 2WD	640007	640521
2001	5.9	1CRXA0360K11	TIER1		D-665-18	U S	TWC	1 ALL	640007	640521
2001	5.9	1CRXT05.95B1	TIER1		D-665-18	U S	TWC	1 ALL	640007	640521
2001	5.9	1CRXT05.95B8	TIER1		D-665-18	U S	TWC	1 ALL	640007	640521
2002	5.9	2CRXA0360J10	TIER1		D-665-18	U S	TWC	1 ALL	640003	
2002	5.9	2CRXT05.95B0	TIER1		D-665-18	U S	TWC	1 ALL	640003	
2003	5.9	3CRXT05.95B1	TIER1		D-665-18	U S	TWC	1 ALL	640004	865510
2003	5.9	3CRXT05.96B0	TIER1		D-665-18	U S	TWC	1 ALL	640003	
2003	5.9	3CRXT05.96B1	TIER1		D-665-18	U S	TWC	1 ALL	640004	865510
2004	8.3	4CRXT08.35T0	LEV1 LEV		D-665-18	UL D	2TWC	2 ALL	640012	
2004	8.3	4CRXT08.35T0	LEV1 LEV		D-665-18	UR D	2TWC	2 ALL	640012	

RAM 1500 VAN

1999	3.9	XCRXA0239H11	TIER1		D-665-18	U S	TWC	1 ALL	640007	640505
1999	3.9	XCRXA0239H12	TIER1		D-665-18	U S	TWC	1 ALL	640007	640505
2000	3.9	YCRXA0239H11	TIER1		D-665-5	U S	TWC	1 2WD	865004	865512
2000	3.9	YCRXT03.92C1	TLEV		D-665-18	U S	TWC	1 ALL	640007	640513
2001	3.9	1CRXT03.95B2	TIER1		D-665-5	U S	TWC	1 2WD	865004	640513
2001	3.9	1CRXT03.95B9	TIER1		D-665-18	U S	TWC	1 ALL	640007	
2002	3.9	2CRXT03.95B0	TIER1		D-665-18	U S	TWC	1 2WD	640003	640513
2003	3.9	3CRXT03.95B0	TIER1		D-665-18	U S	TWC	1 ALL	640003	865512
1999	5.2	XCRXA0318H11	TIER1		D-665-18	U S	TWC	1 ALL		640505
1999	5.2	XCRXA0360J11	TIER1		D-665-18	U S	TWC	1 ALL	640007	640505
1999	5.2	XCRXA0360J31	LEV1 LEV		D-665-18	U S	TWC	1 ALL	640007	640505
2000	5.2	XCRXA0360H11	TIER1		D-665-5	U S	TWC	1 2WD	865004	
2000	5.2	YCRXA0360H11	TIER1		D-665-18	U S	TWC	1 ALL	640007	
2000	5.2	YCRXA0360J11	TIER1		D-665-5	U S	TWC	1 2WD	865004	865512
2001	5.2	1CRXA0360J11	TIER1		D-665-18	U S	TWC	1 2WD	640007	640513
2001	5.2	1CRXT05.95B1	TIER1		D-665-18	U S	TWC	1 ALL	640004	640513
2002	5.2	2CRXA0360J10	TIER1		D-665-5	U S	TWC	1 2WD	865004	640513
2002	5.2	2CRXT05.95B0	TIER1		D-665-18	U S	TWC	1 2WD	640003	640513
2003	5.2	3CRXT05.96B0	TIER1		D-665-18	U D	2TWC	2 ALL	640003	
2003	5.2	3CRXT05.95B0	TIER1		D-665-14	U S	TWC	1 2WD	865014	865512
2003	5.2	3CRXT05.96B0	TIER1		D-665-14	U S	TWC	1 2WD	865014	865512
1999	5.9	XCRXA0360H31	LEV1 LEV		D-665-18	U S	TWC	1 ALL	640007	640505
1999	5.9	XCRXA0360J11	TIER1		D-665-14	U S	TWC	1 2WD	865014	865509
1999	5.9	XCRXA0360J31	LEV1 LEV		D-665-18	U S	TWC	1 ALL	640007	640505
2000	5.9	YCRXA0360H11	TIER1		D-665-5	U S	TWC	1 2WD	865004	
2000	5.9	YCRXA0360J11	TIER1		D-665-18	U S	TWC	1 ALL	640007	865529
2001	5.9	1CRXA0360J11	TIER1		D-665-18	U S	TWC	1 2WD	640007	640518
2001	5.9	1CRXT05.95B1	TIER1		D-665-18	U S	TWC	1 ALL	640004	640518
2002	5.9	2CRXA0360J10	TIER1		D-665-18	U S	TWC	1 2WD	640003	640518
2002	5.9	2CRXT05.95B0	TIER1		D-665-18	U S	TWC	1 2WD	640003	640518
2003	5.9	3CRXT05.95B0	TIER1		D-665-18	U S	TWC	1 ALL	640004	865529

Year	Liters	Engine Family	Certification Std.	Comments	Executive Order	Location	Exhaust Type	Converter Type	# Converters	Drive Type	Universal #	Direct Fit #
------	--------	---------------	--------------------	----------	-----------------	----------	--------------	----------------	--------------	------------	-------------	--------------

DODGE

RAM 1500 VAN (Continued)

2003	5.9	3CRXT05.96B0	TIER1		D-665-18	U	S	TWC	1	ALL	640004	865529
------	-----	--------------	-------	--	----------	---	---	-----	---	-----	--------	--------

RAM 2500

1996	5.2	TCR31828G1EK	TIER1		D-665-18	U	S	TWC	1	ALL	640007	640504
1996	5.2	TCR360H8G1EK	TIER1		D-665-18	U	S	TWC	1	2WD	640007	640504
1996	5.2	TCR360J8G1EK	TIER1		D-665-18	U	S	TWC	1	ALL	640007	640504
1997	5.2	VCR360J8G1EL	TIER1		D-665-14	U	S	TWC	1	2WD	865014	
1998	5.2	WCRXA0360J11	TIER1		D-665-14	U	S	TWC	1	2WD	865014	
1999	5.2	XCRXA0360J11	TIER1		D-665-14	U	S	TWC	1	4WD	865014	
2000	5.2	YCRXA0360J31	LEV1 LEV		D-665-20	FL	DS	TWC,2WU-OC	3	2WD	650036	
2000	5.2	YCRXA0360J31	LEV1 LEV		D-665-20	FR	DS	TWC,2WU-OC	3	2WD	650036	
2000	5.2	YCRXA0360J31	LEV1 LEV		D-665-20	R	DS	TWC,2WU-OC	3	2WD	651035	
2000	5.2	YCRXA0360J31	LEV1 LEV		D-665-20	U	DS	TWC,2WU-OC	3	2WD		651508
2000	5.2	YCRXA0360J11	TIER1		D-665-14	U	S	TWC	1	2WD		865513
2003	5.7	3CRXT05.96B1	TIER1		D-665-14	U	S	TWC	1	2WD	865015	865513
2003	5.7	3CRXT05.96B1	TIER1		D-665-18	UL	D	2TWC	2	ALL	640011	
2003	5.7	3CRXT05.96B1	TIER1		D-665-18	UR	D	2TWC	2	ALL	640011	
2004	5.7	4CRXT05.77X0	LEV1 LEV		D-665-18	UL	D	2TWC	2	ALL	640011	
2004	5.7	4CRXT05.77X0	LEV1 LEV		D-665-18	UR	D	2TWC	2	ALL	640011	
2005	5.7	5CRXK05.7TX0	LEV1 LEV		D-665-18	UL	D	2TWC	2	ALL	640012	
2005	5.7	5CRXK05.7TX0	LEV1 LEV		D-665-18	UR	D	2TWC	2	ALL	640012	
1996	5.9	TCR360H8G1EK	TIER1		D-665-18	U	S	TWC	1	ALL	640007	640504
1996	5.9	TCR360J8G1EK	TIER1		D-665-18	U	S	TWC	1	ALL	640007	640504
1997	5.9	VCR360H8G1EL	TIER1		D-665-18	U	S	TWC	1	ALL	640007	640504
1997	5.9	VCR360J8G1EK	TIER1		D-665-18	U	S	TWC	1	ALL	640007	640504
1997	5.9	VCR360J8G1EL	TIER1		D-665-18	U	S	TWC	1	ALL	640007	640504
1998	5.9	WCRXA0360H31	LEV1 LEV		D-665-18	U	S	TWC	1	ALL	640003	640504
1998	5.9	WCRXA0360H32	LEV1 LEV		D-665-18	U	S	TWC	1	ALL	640003	640504
1998	5.9	WCRXA0360J11	TIER1		D-665-18	U	S	TWC	1	ALL	640003	640504
1998	5.9	WCRXA0360J31	LEV1 LEV		D-665-18	U	S	TWC	1	AUTO-MATIC	640007	640504
1999	5.9	XCRXA0360H31	LEV1 LEV		D-665-18	U	S	TWC	1	MANU-AL	640007	640504
1999	5.9	XCRXA0360J11	TIER1		D-665-18	U	S	TWC	1	ALL	640003	640504
1999	5.9	XCRXA0360J31	LEV1 LEV		D-665-18	U	S	TWC	1	AUTO-MATIC	640007	640504
2000	5.9	YCRXA0360J31	LEV1 LEV		D-665-20	FL	DS	TWC,2WU-OC	3	ALL	650036	
2000	5.9	YCRXA0360J31	LEV1 LEV		D-665-20	FR	DS	TWC,2WU-OC	3	ALL	650036	
2000	5.9	YCRXA0360J31	LEV1 LEV		D-665-20	R	DS	TWC,2WU-OC	3	ALL	651035	
2000	5.9	YCRXA0360J31	LEV1 LEV		D-665-20	U	DS	TWC,2WU-OC	3	ALL		651508
2000	5.9	YCRXA0360J11	TIER1		D-665-18	U	S	TWC	1	ALL	640007	640521
2001	5.9	1CRXA0360J38	LEV1 LEV		D-665-20	FL	DS	TWC,2WU-OC	3	ALL	650036	
2001	5.9	1CRXA0360J38	LEV1 LEV		D-665-20	FR	DS	TWC,2WU-OC	3	ALL	650036	
2001	5.9	1CRXA0360J38	LEV1 LEV		D-665-20	R	DS	TWC,2WU-OC	3	ALL	651035	
2001	5.9	1CRXA0360J38	LEV1 LEV		D-665-20	U	DS	TWC,2WU-OC	3	ALL		651508
2001	5.9	1CRXA0360J11	TIER1		D-665-18	U	S	TWC	1	2WD	640007	640521
2001	5.9	1CRXA0360J18	TIER1		D-665-14	U	S	TWC	1	2WD	865014	865513
2001	5.9	1CRXA0360K11	TIER1		D-665-18	U	S	TWC	1	ALL	640007	640521
2002	5.9	2CRXA0360J10	TIER1		D-665-18	U	S	TWC	1	ALL	640003	
2002	5.9	2CRXA0360K10	TIER1		D-665-18	U	S	TWC	1	ALL	640003	

Year	Liters	Engine Family	Certification Std.	Comments	Executive Order	Location	Exhaust Type	Converter Type	# Converters	Drive Type	Universal #	Direct Fit #
------	--------	---------------	--------------------	----------	-----------------	----------	--------------	----------------	--------------	------------	-------------	--------------

DODGE

RAM 2500 (Continued)

2003	5.9	3CRXT05.95B1	TIER1		D-665-18	U	S	TWC	1	ALL	640004	
2003	5.9	3CRXT05.96B0	TIER1		D-665-18	U	S	TWC	1	ALL	640003	
2003	5.9	3CRXT05.96B1	TIER1		D-665-18	U	S	TWC	1	ALL	640004	
1996	8.0	TCR488J8G1EK	TIER1		D-665-18	U	S	TWC	1	ALL	640006	
1996	8.0	TCR488K8G1EK	TIER1		D-665-18	UL	D	2TWC	2	ALL	640006	
1996	8.0	TCR488J8G1EK	TIER1		D-665-18	UL	S	TWC	1	ALL	640006	
1996	8.0	TCR488K8G1EK	TIER1		D-665-18	UR	D	2TWC	2	ALL	640006	
1996	8.0	TCR488J8G1EK	TIER1		D-665-18	UR	S	TWC	1	ALL	640006	
1997	8.0	VCR488J8G1EK	TIER1		D-665-18	U	S	TWC	1	ALL	640006	
1997	8.0	VCR488K8G1EK	TIER1		D-665-18	UL	D	2TWC	2	ALL	640006	
1997	8.0	VCR488J8G1EK	TIER1		D-665-18	UL	S	TWC	1	ALL	640006	
1997	8.0	VCR488K8G1EK	TIER1		D-665-18	UR	D	2TWC	2	ALL	640006	
1997	8.0	VCR488J8G1EK	TIER1		D-665-18	UR	S	TWC	1	ALL	640006	
1998	8.0	WCRXA0488J11	TIER1		D-665-18	U	S	TWC	1	ALL	640006	
1998	8.0	WCRXA0488K11	TIER1		D-665-18	UL	D	2TWC	2	ALL	640006	
1998	8.0	WCRXA0488J11	TIER1		D-665-18	UL	S	TWC	1	ALL	640006	
1998	8.0	WCRXA0488K11	TIER1		D-665-18	UR	D	2TWC	2	ALL	640006	
1998	8.0	WCRXA0488J11	TIER1		D-665-18	UR	S	TWC	1	ALL	640006	
1999	8.0	XCRXA0488J11	TIER1		D-665-18	U	S	TWC	1	ALL	640006	
1999	8.0	XCRXA0488K11	TIER1		D-665-18	UL	D	2TWC	2	ALL	640006	
1999	8.0	XCRXA0488J11	TIER1		D-665-18	UL	S	TWC	1	ALL	640006	
1999	8.0	XCRXA0488K11	TIER1		D-665-18	UR	D	2TWC	2	ALL	640006	
1999	8.0	XCRXA0488J11	TIER1		D-665-18	UR	S	TWC	1	ALL	640006	
2000	8.0	YCRXA0488K11	TIER1		D-665-18	U	S	TWC	1	ALL	640003	
2000	8.0	YCRXA0488J11	TIER1		D-665-18	UL	D	2TWC	2	ALL	640003	
2000	8.0	YCRXA0488J11	TIER1		D-665-18	UR	D	2TWC	2	ALL	640003	
2001	8.0	1CRXA0488J18	TIER1		D-665-18	U	S	TWC	1	ALL	640003	
2002	8.0	2CRXA0488J11	TIER1		D-665-18	UL	D	2TWC	2	ALL	640003	640509
2002	8.0	2CRXA0488J11	TIER1		D-665-18	UR	D	2TWC	2	ALL	640003	640509

RAM 2500 VAN

2003	3.9	3CRXT03.95B0	TIER1		D-665-14	U	S	TWC	1	2WD	865014	
1999	5.2	XCRXA0360J11	TIER1		D-665-18	U	S	TWC	1	ALL	640007	640505
1999	5.2	XCRXA0360J31	LEV1 LEV		D-665-18	U	S	TWC	1	ALL	640007	640505
2000	5.2	YCRXA0360H11	TIER1		D-665-18	U	S	TWC	1	ALL	640007	
2000	5.2	YCRXA0360J11	TIER1		D-665-5	U	S	TWC	1	2WD	865004	865512
2001	5.2	1CRXA0360J11	TIER1		D-665-18	U	S	TWC	1	2WD	640007	640513
2002	5.2	2CRXA0360J10	TIER1		D-665-5	U	S	TWC	1	2WD	865004	640513
2003	5.2	3CRXT05.96B0	TIER1		D-665-14	U	S	TWC	1	2WD	865014	865512
1999	5.9	XCRXA0360H31	LEV1 LEV		D-665-18	U	S	TWC	1	ALL	640007	640505
1999	5.9	XCRXA0360J11	TIER1		D-665-14	U	S	TWC	1	2WD	865014	865509
1999	5.9	XCRXA0360J31	LEV1 LEV		D-665-18	U	S	TWC	1	ALL	640007	640505
2000	5.9	YCRXA0360H11	TIER1		D-665-18	U	S	TWC	1	ALL	640007	
2000	5.9	YCRXA0360J11	TIER1		D-665-18	U	S	TWC	1	ALL	640007	865529
2001	5.9	1CRXA0360J11	TIER1		D-665-18	U	S	TWC	1	2WD	640007	640518
2002	5.9	2CRXA0360J10	TIER1		D-665-18	U	S	TWC	1	2WD	640003	640518
2003	5.9	3CRXT05.95B0	TIER1		D-665-18	U	S	TWC	1	ALL	640004	
2003	5.9	3CRXT05.96B0	TIER1		D-665-18	U	S	TWC	1	ALL	640004	865529

RAM 3500

1996	5.2	TCR360J8G1EK	TIER1		D-665-14	U	S	TWC	1	2WD	865014	
------	-----	--------------	-------	--	----------	---	---	-----	---	-----	--------	--

OBDII

Year	Liters	Engine Family	Certification Std.	Comments	Executive Order	Location	Exhaust Type	Converter Type	# Converters	Drive Type	Universal #	Direct Fit #
------	--------	---------------	--------------------	----------	-----------------	----------	--------------	----------------	--------------	------------	-------------	--------------

DODGE

RAM 3500 (Continued)

1997	5.2	VCR360J8G1EL	TIER1		D-665-14	U	S	TWC	1	2WD	865014	
1998	5.2	WCRXA0360J11	TIER1		D-665-14	U	S	TWC	1	2WD	865014	
1999	5.2	XCRXA0360J11	TIER1		D-665-14	U	S	TWC	1	2WD	865014	
2000	5.2	YCRXA0360J31	LEV1 LEV		D-665-20	FL	DS	TWC,2WU-OC	3	2WD	650036	
2000	5.2	YCRXA0360J31	LEV1 LEV		D-665-20	FR	DS	TWC,2WU-OC	3	2WD	650036	
2000	5.2	YCRXA0360J31	LEV1 LEV		D-665-20	R	DS	TWC,2WU-OC	3	2WD	651035	
2000	5.2	YCRXA0360J31	LEV1 LEV		D-665-20	U	DS	TWC,2WU-OC	3	2WD		651508
2000	5.2	YCRXA0360J11	TIER1		D-665-14	U	S	TWC	1	2WD		865513
2003	5.7	3CRXT05.96B1	TIER1		D-665-14	U	S	TWC	1	2WD	865015	865513
2003	5.7	3CRXT05.96B1	TIER1		D-665-18	UL	D	2TWC	2	ALL	640011	
2003	5.7	3CRXT05.96B1	TIER1		D-665-18	UR	D	2TWC	2	ALL	640011	
2004	5.7	4CRXT05.77X0	LEV1 LEV		D-665-18	UL	D	2TWC	2	ALL	640011	
2004	5.7	4CRXT05.77X0	LEV1 LEV		D-665-18	UR	D	2TWC	2	ALL	640011	
2005	5.7	5CRXK05.7TX0	LEV1 LEV		D-665-18	UL	D	2TWC	2	ALL	640012	
2005	5.7	5CRXK05.7TX0	LEV1 LEV		D-665-18	UR	D	2TWC	2	ALL	640012	
1996	5.9	TCR360H8G1EK	TIER1		D-665-18	U	S	TWC	1	ALL	640003	
1996	5.9	TCR360J8G1EK	TIER1		D-665-18	U	S	TWC	1	ALL	640003	865508
1997	5.9	VCR360H8G1EL	TIER1		D-665-18	U	S	TWC	1	ALL	640003	640504
1997	5.9	VCR360J8G1EK	TIER1		D-665-18	U	S	TWC	1	ALL	640007	640504
1997	5.9	VCR360J8G1EL	TIER1		D-665-18	U	S	TWC	1	ALL	640007	640504
1998	5.9	WCRXA0360H31	LEV1 LEV		D-665-18	U	S	TWC	1	ALL	640007	640504
1998	5.9	WCRXA0360H32	LEV1 LEV		D-665-18	U	S	TWC	1	ALL	640007	640504
1998	5.9	WCRXA0360J11	TIER1		D-665-18	U	S	TWC	1	ALL	640007	640504
1998	5.9	WCRXA0360J31	LEV1 LEV		D-665-18	U	S	TWC	1	AUTO-MATIC	640007	640504
1999	5.9	XCRXA0360H31	LEV1 LEV		D-665-18	U	S	TWC	1	MANU-AL	640007	640504
1999	5.9	XCRXA0360J11	TIER1		D-665-18	U	S	TWC	1	ALL	640007	640504
1999	5.9	XCRXA0360J31	LEV1 LEV		D-665-18	U	S	TWC	1	AUTO-MATIC	640007	640504
2000	5.9	YCRXA0360J31	LEV1 LEV		D-665-20	FL	DS	TWC,2WU-OC	3	ALL	650036	
2000	5.9	YCRXA0360J31	LEV1 LEV		D-665-20	FR	DS	TWC,2WU-OC	3	ALL	650036	
2000	5.9	YCRXA0360J31	LEV1 LEV		D-665-20	R	DS	TWC,2WU-OC	3	ALL	651035	
2000	5.9	YCRXA0360J31	LEV1 LEV		D-665-20	U	DS	TWC,2WU-OC	3	ALL		651508
2000	5.9	YCRXA0360J11	TIER1		D-665-18	U	S	TWC	1	ALL	640007	865513
2001	5.9	1CRXA0360J38	LEV1 LEV		D-665-20	FL	DS	TWC,2WU-OC	3	ALL	650036	
2001	5.9	1CRXA0360K38	LEV1 LEV		D-665-20	FL	DS	TWC,2WU-OC	3	ALL	650036	
2001	5.9	1CRXA0360J38	LEV1 LEV		D-665-20	FR	DS	TWC,2WU-OC	3	ALL	650036	
2001	5.9	1CRXA0360K38	LEV1 LEV		D-665-20	FR	DS	TWC,2WU-OC	3	ALL	650042	
2001	5.9	1CRXA0360J38	LEV1 LEV		D-665-20	R	DS	TWC,2WU-OC	3	ALL	651035	
2001	5.9	1CRXA0360K38	LEV1 LEV		D-665-20	R	DS	TWC,2WU-OC	3	ALL	651035	
2001	5.9	1CRXA0360J38	LEV1 LEV		D-665-20	U	DS	TWC,2WU-OC	3	ALL		651508
2001	5.9	1CRXA0360K38	LEV1 LEV		D-665-20	U	DS	TWC,2WU-OC	3	ALL		651508
2001	5.9	1CRXA0360J11	TIER1		D-665-18	U	S	TWC	1	ALL	640007	640521
2001	5.9	1CRXA0360J18	TIER1		D-665-14	U	S	TWC	1	2WD	865014	865513
2001	5.9	1CRXA0360K11	TIER1		D-665-18	U	S	TWC	1	2WD	640007	640521
2001	5.9	1CRXA0360K18	TIER1		D-665-18	U	S	TWC	1	ALL	640007	865513
2002	5.9	2CRXA0360J10	TIER1		D-665-18	U	S	TWC	1	ALL	640003	865513
2002	5.9	2CRXA0360K10	TIER1		D-665-18	U	S	TWC	1	2WD	640003	640521
2003	5.9	3CRXT05.95B1	TIER1		D-665-18	U	S	TWC	1	ALL	640004	

OBDII

Year	Liters	Engine Family	Certification Std.	Comments	Executive Order	Location	Exhaust Type	Converter Type	# Converters	Drive Type	Universal #	Direct Fit #
------	--------	---------------	--------------------	----------	-----------------	----------	--------------	----------------	--------------	------------	-------------	--------------

DODGE

RAM 3500 (Continued)

2003	5.9	3CRXT05.96B0	TIER1		D-665-18	U	S	TWC	1	ALL	640003	
2003	5.9	3CRXT05.96B1	TIER1		D-665-18	U	S	TWC	1	ALL	640004	
1996	8.0	TCR488J8G1EK	TIER1		D-665-18	U	S	TWC	1	ALL	640006	
1996	8.0	TCR488K8G1EK	TIER1		D-665-18	UL	D	2TWC	2	ALL	640006	
1996	8.0	TCR488J8G1EK	TIER1		D-665-18	UL	S	TWC	1	ALL	640006	
1996	8.0	TCR488K8G1EK	TIER1		D-665-18	UR	D	2TWC	2	ALL	640006	
1996	8.0	TCR488J8G1EK	TIER1		D-665-18	UR	S	TWC	1	ALL	640006	
1997	8.0	VCR488J8G1EK	TIER1		D-665-18	U	S	TWC	1	ALL	640003	
1997	8.0	VCR488K8G1EK	TIER1		D-665-18	UL	D	2TWC	2	ALL	640006	
1997	8.0	VCR488K8G1EK	TIER1		D-665-18	UR	D	2TWC	2	ALL	640006	
1998	8.0	WCRXA0488J11	TIER1		D-665-18	U	S	TWC	1	ALL	640003	
1998	8.0	WCRXA0488K11	TIER1		D-665-18	UL	D	2TWC	2	ALL	640006	
1998	8.0	WCRXA0488K11	TIER1		D-665-18	UR	D	2TWC	2	ALL	640006	
1999	8.0	XCRXA0488J11	TIER1		D-665-18	U	S	TWC	1	ALL	640006	
1999	8.0	XCRXA0488K11	TIER1		D-665-18	UL	D	2TWC	2	ALL	640006	
1999	8.0	XCRXA0488J11	TIER1		D-665-18	UL	S	TWC	1	ALL	640006	
1999	8.0	XCRXA0488K11	TIER1		D-665-18	UR	D	2TWC	2	ALL	640006	
1999	8.0	XCRXA0488J11	TIER1		D-665-18	UR	S	TWC	1	ALL	640006	
2000	8.0	YCRXA0488K11	TIER1		D-665-18	U	S	TWC	1	ALL	640006	
2000	8.0	YCRXA0488J11	TIER1		D-665-18	UL	D	2TWC	2	ALL	640006	
2000	8.0	YCRXA0488K11	TIER1		D-665-18	UL	S	TWC	1	ALL	640006	
2000	8.0	YCRXA0488J11	TIER1		D-665-18	UR	D	2TWC	2	ALL	640006	
2000	8.0	YCRXA0488K11	TIER1		D-665-18	UR	S	TWC	1	ALL	640006	
2001	8.0	1CRXA0488J18	TIER1		D-665-18	U	S	TWC	1	2WD	640006	
2001	8.0	1CRXA0488K18	TIER1		D-665-18	U	S	TWC	1	2WD	640006	
2001	8.0	1CRXA0488J18	TIER1		D-665-18	UL	S	TWC	1	2WD	640006	
2001	8.0	1CRXA0488K18	TIER1		D-665-18	UL	S	TWC	1	2WD	640006	
2001	8.0	1CRXA0488J18	TIER1		D-665-18	UR	S	TWC	1	2WD	640006	
2001	8.0	1CRXA0488K18	TIER1		D-665-18	UR	S	TWC	1	2WD	640006	
2002	8.0	2CRXA0488J11	TIER1		D-665-18	UL	D	2TWC	2	ALL	640003	640509
2002	8.0	2CRXA0488K11	TIER1		D-665-18	UL	D	2TWC	2	ALL	640003	640509
2002	8.0	2CRXA0488J11	TIER1		D-665-18	UR	D	2TWC	2	ALL	640003	640509
2002	8.0	2CRXA0488K11	TIER1		D-665-18	UR	D	2TWC	2	ALL	640003	640509

RAM 3500 VAN

1999	5.2	XCRXA0360J11	TIER1		D-665-18	U	S	TWC	1	ALL	640007	640505
1999	5.2	XCRXA0360J31	LEV1 LEV		D-665-18	U	S	TWC	1	ALL	640007	640505
2000	5.2	YCRXA0360H11	TIER1		D-665-18	U	S	TWC	1	ALL	640007	
2000	5.2	YCRXA0360J11	TIER1		D-665-5	U	S	TWC	1	2WD	865004	865512
2001	5.2	1CRXA0360J11	TIER1		D-665-18	U	S	TWC	1	2WD	640007	640513
2002	5.2	2CRXA0360J10	TIER1		D-665-5	U	S	TWC	1	2WD	865004	640513
2003	5.2	3CRXT05.96B0	TIER1		D-665-5	U	S	TWC	1	2WD	865004	865512
1999	5.9	XCRXA0360H31	LEV1 LEV		D-665-18	U	S	TWC	1	ALL	640007	640505
1999	5.9	XCRXA0360J11	TIER1		D-665-14	U	S	TWC	1	2WD	865014	865509
1999	5.9	XCRXA0360J31	LEV1 LEV		D-665-18	U	S	TWC	1	ALL	640007	640505
2000	5.9	YCRXA0360H11	TIER1		D-665-18	U	S	TWC	1	ALL	640007	
2000	5.9	YCRXA0360J11	TIER1		D-665-18	U	S	TWC	1	ALL	640007	865529
2001	5.9	1CRXA0360J11	TIER1		D-665-18	U	S	TWC	1	2WD	640007	640518
2001	5.9	1CRXA0360K11	TIER1		D-665-18	U	S	TWC	1	2WD	640007	640518
2001	5.9	1CRXA0360K18	TIER1		D-665-18	U	S	TWC	1	2WD	640007	640518

OBDII

Year	Liters	Engine Family	Certification Std.	Comments	Executive Order	Location	Exhaust Type	Converter Type	# Converters	Drive Type	Universal #	Direct Fit #
------	--------	---------------	--------------------	----------	-----------------	----------	--------------	----------------	--------------	------------	-------------	--------------

DODGE

RAM 3500 VAN (Continued)

2002	5.9	2CRXA0360J10	TIER1		D-665-18	U	S	TWC	1	2WD	640003	640518
2003	5.9	3CRXT05.95B0	TIER1		D-665-18	U	S	TWC	1	ALL	640004	
2003	5.9	3CRXT05.96B0	TIER1		D-665-18	U	S	TWC	1	ALL	640004	865529

STRATUS

1996	2.0	TCR122VJG1EK	TIER1		D-665-17	U	S	TWC	1	ALL	630002	630507
1996	2.0	TCR122VJG1EK	TIER1	w/ 2 BOLT FLANGE	D-665-17	U	S	TWC	1	ALL	630002	630507
1997	2.0	VCR122VJG1EK	TIER1		D-665-17	U	S	TWC	1	ALL	630002	630507
1997	2.0	VCR122VJG1EK	TIER1	w/ 2 BOLT FLANGE	D-665-17	U	S	TWC	1	ALL	630002	630507
1998	2.0	WCRXV0122V30	LEV1 LEV		D-665-17	U	S	TWC	1	ALL	630002	
1998	2.0	WCRXV02.0VB1	TIER1		D-665-17	U	S	TWC	1	ALL	630002	
1999	2.0	XCRXV0122V30	LEV1 LEV		D-665-17	U	S	TWC	1	ALL	630002	
1999	2.0	XCRXV02.0VB1	TIER1		D-665-17	U	S	TWC	1	ALL	630002	
2000	2.0	YCRXV0122V31	LEV1 LEV		D-665-17	U	S	TWC	1	ALL	630002	
2000	2.0	YCRXV02.0VB1	TIER1		D-665-17	U	S	TWC	1	ALL	630002	
1996	2.4	TCR148VJG1EK	TIER1		D-665-17	U	S	TWC	1	ALL	630002	630508
1996	2.4	TCR148VJG1EK	TIER1	w/ 4 BOLT FLANGE	D-665-17	U	S	TWC	1	ALL	630002	630508
1997	2.4	VCR148VJG1EK	TIER1		D-665-17	U	S	TWC	1	ALL	630002	630508
1997	2.4	VCR148VJG1EK	TIER1	w/ 4 BOLT FLANGE	D-665-17	U	S	TWC	1	ALL	630002	630508
1998	2.4	WCRXV0148V20	TLEV		D-665-17	U	S	TWC	1	ALL	630007	630508
1998	2.4	WCRXV0148V20	TLEV	w/ 4 BOLT FLANGE	D-665-17	U	S	TWC	1	ALL	630007	630508
1999	2.4	XCRXV0148V30	TLEV		D-665-17	U	S	TWC	1	ALL	630007	630508
1999	2.4	XCRXV0148V30	TLEV	w/ 4 BOLT FLANGE	D-665-17	U	S	TWC	1	ALL	630007	630508
2000	2.4	YCRXV0148V30	LEV1 LEV		D-665-17	U	S	TWC	1	ALL	630007	630508
2000	2.4	YCRXV0148V30	LEV1 LEV	w/ 4 BOLT FLANGE	D-665-17	U	S	TWC	1	ALL	630007	630508
2001	2.4	1CRXV02.4VD0	LEV1 LEV		D-665-17	U	S	TWC	1	ALL	630003	630509
2002	2.4	2CRXV02.4VD0	LEV1 LEV		D-665-17	U	S	TWC	1	ALL	630002	630509
2003	2.4	3CRXV02.4VD0	LEV1 LEV		D-665-17	U	S	TWC	1	ALL	630002	630509
2004	2.4	4CRXV02.4VM0	LEV1 LEV		D-665-17	U	S	TWC	1	ALL	630016	630509
1996	2.5	TCR152VJG1EK	TIER1		D-665-17	U	S	TWC	1	ALL	630002	630508
1996	2.5	TCR152VJG1EK	TIER1	w/ 4 BOLT FLANGE	D-665-17	U	S	TWC	1	ALL	630002	630508
1997	2.5	VCR152VJG1EK	TIER1		D-665-17	U	S	TWC	1	ALL	630002	630508
1997	2.5	VCR152VJG1EK	TIER1	w/ 4 BOLT FLANGE	D-665-17	U	S	TWC	1	ALL	630002	630508
1998	2.5	WCRXV0152V20	TLEV		D-665-17	U	S	TWC	1	ALL	630002	630508
1998	2.5	WCRXV0152V20	TLEV	w/ 4 BOLT FLANGE	D-665-17	U	S	TWC	1	ALL	630002	630508
1999	2.5	XCRXV0152V20	TLEV		D-665-17	U	S	TWC	1	ALL	630002	630508
1999	2.5	XCRXV0152V20	TLEV	w/ 4 BOLT FLANGE	D-665-17	U	S	TWC	1	ALL	630002	630508
2000	2.5	YCRXV0152V20	TLEV		D-665-17	U	S	TWC	1	ALL	630002	

VIPER

1996	8.0	TCR8.0V8GFEK	TIER1		D-665-17	UL	D	2TWC	2	ALL	630014	
1996	8.0	TCR8.0V8GFEK	TIER1		D-665-17	UR	D	2TWC	2	ALL	630014	
1997	8.0	VCR8.0V8GFEK	TIER1		D-665-17	UL	D	2TWC	2	ALL	630014	
1997	8.0	VCR8.0V8GFEK	TIER1		D-665-17	UR	D	2TWC	2	ALL	630014	
1998	8.0	WCRXV08.0VB1	TIER1		D-665-17	UL	D	2TWC	2	ALL	630014	
1998	8.0	WCRXV08.0VB1	TIER1		D-665-17	UR	D	2TWC	2	ALL	630014	
1999	8.0	XCRXV08.0VB1	TIER1		D-665-17	UL	D	2TWC	2	ALL	630014	
1999	8.0	XCRXV08.0VB1	TIER1		D-665-17	UR	D	2TWC	2	ALL	630014	
2000	8.0	YCRXT08.0VB1	TIER1		D-665-17	UL	D	2TWC	2	ALL	630014	
2000	8.0	YCRXT08.0VB1	TIER1		D-665-17	UR	D	2TWC	2	ALL	630014	
2001	8.0	1CRXV08.0VB1	TIER1		D-665-17	UL	D	2TWC	2	ALL	630014	

OBDII

Year	Liters	Engine Family	Certification Std.	Comments	Executive Order	Location	Exhaust Type	Converter Type	# Converters	Drive Type	Universal #	Direct Fit #
------	--------	---------------	--------------------	----------	-----------------	----------	--------------	----------------	--------------	------------	-------------	--------------

DODGE

VIPER (Continued)

2001	8.0	1CRXV08.0VB1	TIER1		D-665-17	UR	D	2TWC	2	ALL	630014	
2002	8.0	2CRXV08.0VB1	TIER1		D-665-17	UL	D	2TWC	2	ALL	630014	
2002	8.0	2CRXV08.0VB1	TIER1		D-665-17	UR	D	2TWC	2	ALL	630014	
2003	8.3	3CRXV08.3VB1	TIER1		D-665-17	UL	D	2TWC	2	ALL	630014	
2003	8.3	3CRXV08.3VB1	TIER1		D-665-17	UR	D	2TWC	2	ALL	630014	
2004	8.3	4CRXV08.3VM0	TIER1		D-665-17	UL	D	2TWC	2	ALL	630014	
2004	8.3	4CRXV08.3VM0	TIER1		D-665-17	UR	D	2TWC	2	ALL	630014	

EAGLE

TALON

1996	2.0	TDS2.0VJGFEK	TIER1		D-665-17	U	S	TWC	1	ALL	630016	630569
1996	2.0	TDS2.0VJGFEL	TIER1		D-665-17	U	S	TWC	1	ALL	630016	630569
1997	2.0	VDS2.0VJGFEK	TIER1		D-665-17	U	S	TWC	1	ALL	630016	630569
1997	2.0	VDS2.0VJGKEK	TIER1		D-665-17	U	S	TWC	1	ALL	630016	630569
1998	2.0	WDSXV02.0GBK	TIER1		D-665-17	U	S	TWC	1	ALL	630016	630569
1998	2.0	WDSXV02.0GBP	TIER1		D-665-17	U	S	TWC	1	ALL	630016	630569

FORD

AEROSTAR

1996	3.0	TFM3.028G1GK	TIER1		D-665-16	F	S	TWC(2)	2	2WD	830715	
1996	3.0	TFM3.028G1GK	TIER1		D-665-16	R	S	TWC(2)	2	2WD	830804	
1996	3.0	TFM3.028G1GK	TIER1		D-665-16	U	S	TWC(2)	2	2WD		830856
1997	3.0	VFM3.028G1GK	TIER1		D-665-16	F	S	TWC(2)	2	2WD	830715	
1997	3.0	VFM3.028GIGK	TIER1		D-665-20	F	S	TWC(2)	2	ALL	650008	
1997	3.0	VFM3.028G1GK	TIER1		D-665-16	R	S	TWC(2)	2	2WD	830804	
1997	3.0	VFM3.028GIGK	TIER1		D-665-20	R	S	TWC(2)	2	ALL	651013	
1997	3.0	VFM3.028G1GK	TIER1		D-665-16	U	S	TWC(2)	2	2WD		830856
1997	3.0	VFM3.028GIGK	TIER1		D-665-20	U	S	TWC(2)	2	ALL		651515
1996	4.0	TFM4.028G1GK	TIER1		D-665-16	F	S	TWC(2)	2	AWD	830716	
1996	4.0	TFM4.028GIGK	TIER1		D-665-20	F	S	TWC(2)	2	ALL	650009	
1996	4.0	TFM4.028G1GK	TIER1		D-665-16	R	S	TWC(2)	2	AWD	830805	
1996	4.0	TFM4.028GIGK	TIER1		D-665-20	R	S	TWC(2)	2	ALL	651008	
1996	4.0	TFM4.028GIGK	TIER1		D-665-20	U	S	TWC(2)	2	ALL		651654
1997	4.0	VFM4.028G1GK	TIER1		D-665-16	F	S	TWC(2)	2	AWD	830716	
1997	4.0	VFM4.028G1GK	TIER1		D-665-16	R	S	TWC(2)	2	AWD	830820	
1997	4.0	VFM4.028G1GK	TIER1		D-665-20	U	S	TWC(2)	2	ALL		651654

BRONCO

1996	5.0	TFM4.968GFJK	TIER1		D-665-20	F	S	TWC(2)	2	ALL	650034	
1996	5.0	TFM5.0H8G1EK	TIER1		D-665-11	FL	D	2TWC(2)	4	4WD	830501	
1996	5.0	TFM5.0H8G1EK	TIER1		D-665-11	FR	D	2TWC(2)	4	4WD	830501	
1996	5.0	TFM4.968GFJK	TIER1		D-665-20	R	S	TWC(2)	2	ALL	651035	
1996	5.0	TFM5.0H8G1EK	TIER1		D-665-11	RL	D	2TWC(2)	4	4WD	830601	
1996	5.0	TFM5.0H8G1EK	TIER1		D-665-11	RR	D	2TWC(2)	4	4WD	830601	
1996	5.0	TFM4.968GFJK	TIER1		D-665-20	U	S	TWC(2)	2	ALL		651671
1996	5.8	TFM5.8H8G1EK	TIER1		D-665-20	F	S	TWC(2)	2	ALL	650010	
1996	5.8	TFM5.8H8G1EK	TIER1		D-665-20	R	S	TWC(2)	2	ALL	651015	
1996	5.8	TFM5.8H8G1EK	TIER1		D-665-20	U	S	TWC(2)	2	ALL		651636

CONTOUR

1996	2.5	TFM2.5VJG1EK	TIER1	Radiator Side Manifold Unit	D-665-15	FL	DS	2TWC,TWC	3	FWD		867503
------	-----	--------------	-------	-----------------------------	----------	----	----	----------	---	-----	--	--------

OBDII

Year	Liters	Engine Family	Certification Std.	Comments	Executive Order	Location	Exhaust Type	Converter Type	# Converters	Drive Type	Universal #	Direct Fit #
------	--------	---------------	--------------------	----------	-----------------	----------	--------------	----------------	--------------	------------	-------------	--------------

FORD

CONTOUR (Continued)

1996	2.5	TFM2.5VJG1EK	TIER1	Firewall Side Manifold Unit	D-665-15	FR	DS	2TWC,TWC	3	FWD		867500
1996	2.5	TFM2.5VJG1EK	TIER1		D-665-15	U	DS	2TWC,TWC	3	FWD	868001	868500
1997	2.5	VFM2.5VJG1EK	TIER1	Radiator Side Manifold Unit	D-665-15	FL	DS	2TWC,TWC	3	FWD		867503
1997	2.5	VFM2.5VJG1EK	TIER1	Firewall Side Manifold Unit	D-665-15	FR	DS	2TWC,TWC	3	FWD		867500
1997	2.5	VFM2.5VJG1EK	TIER1		D-665-15	U	DS	2TWC,TWC	3	FWD	868001	868500
1998	2.5	WFMXV02.5AFA	TIER1	Radiator Side Manifold Unit	D-665-15	FL	DS	2TWC,TWC	3	FWD		867503
1998	2.5	WFMXV02.5AFA	TIER1	Firewall Side Manifold Unit	D-665-15	FR	DS	2TWC,TWC	3	FWD		867500
1998	2.5	WFMXV02.5AFA	TIER1		D-665-15	U	DS	2TWC,TWC	3	FWD	868001	868500
1999	2.5	XFMXV02.5VBC	TIER1	Radiator Side Manifold Unit	D-665-15	FL	DS	2TWC,TWC	3	FWD		867503
1999	2.5	XFMXV02.5VBC	TIER1	Firewall Side Manifold Unit	D-665-15	FR	DS	2TWC,TWC	3	FWD		867500
1999	2.5	XFMXV02.5VBC	TIER1		D-665-15	U	DS	2TWC,TWC	3	FWD	868001	868500
2000	2.5	YFMXV02.5VBC	TIER1	Radiator Side Manifold Unit	D-665-15	FL	DS	2TWC,TWC	3	FWD		867503
2000	2.5	YFMXV02.5VBC	TIER1	Firewall Side Manifold Unit	D-665-15	FR	DS	2TWC,TWC	3	FWD		867500
2000	2.5	YFMXV02.5VBC	TIER1		D-665-15	U	DS	2TWC,TWC	3	FWD	868001	868500

CROWN VICTORIA

1996	4.6	TFM4.6V8G2EL	TLEV		D-665-9	FL	D	2TWC(2)	4	ALL	830105	
1996	4.6	TFM4.6V8G2EL	TLEV		D-665-9	FR	D	2TWC(2)	4	ALL	830105	
1996	4.6	TFM4.6V8G2EL	TLEV		D-665-9	RL	D	2TWC(2)	4	ALL	830404	
1996	4.6	TFM4.6V8G2EL	TLEV		D-665-9	RR	D	2TWC(2)	4	ALL	830404	
1996	4.6	TFM4.6V8G2EL	TLEV		D-665-9	UL	D	2TWC(2)	4	ALL		830454
1996	4.6	TFM4.6V8G2EL	TLEV		D-665-9	UR	D	2TWC(2)	4	ALL		830455
1997	4.6	VFM4.6V8G2EL	TLEV		D-665-9	FL	D	2TWC(2)	4	ALL	830105	
1997	4.6	VFM4.6V8G2EL	TLEV		D-665-9	FR	D	2TWC(2)	4	ALL	830105	
1997	4.6	VFM4.6V8G2EL	TLEV		D-665-9	RL	D	2TWC(2)	4	ALL	830404	
1997	4.6	VFM4.6V8G2EL	TLEV		D-665-9	RR	D	2TWC(2)	4	ALL	830404	
1997	4.6	VFM4.6V8G2EL	TLEV		D-665-9	UL	D	2TWC(2)	4	ALL		830454
1997	4.6	VFM4.6V8G2EL	TLEV		D-665-9	UR	D	2TWC(2)	4	ALL		830455
1998	4.6	WFMXV04.6AAA	LEV1 LEV		D-665-9	FL	D	2TWC(2)	4	ALL	830105	
1998	4.6	WFMXV04.6AAA	LEV1 LEV		D-665-9	FR	D	2TWC(2)	4	ALL	830105	
1998	4.6	WFMXV04.6AAA	LEV1 LEV		D-665-9	RL	D	2TWC(2)	4	ALL	830404	
1998	4.6	WFMXV04.6AAA	LEV1 LEV		D-665-9	RR	D	2TWC(2)	4	ALL	830404	
1998	4.6	WFMXV04.6AAA	LEV1 LEV		D-665-9	UL	D	2TWC(2)	4	ALL		830454
1998	4.6	WFMXV04.6AAA	LEV1 LEV		D-665-9	UR	D	2TWC(2)	4	ALL		830455
1999	4.6	XFMXV04.6VG5	LEV1 LEV		D-665-9	FL	D	2TWC(2)	4	ALL	830105	
1999	4.6	XFMXV04.6VG5	LEV1 LEV		D-665-9	FR	D	2TWC(2)	4	ALL	830105	
1999	4.6	XFMXV04.6VG5	LEV1 LEV		D-665-9	RL	D	2TWC(2)	4	ALL	830404	
1999	4.6	XFMXV04.6VG5	LEV1 LEV		D-665-9	RR	D	2TWC(2)	4	ALL	830404	
1999	4.6	XFMXV04.6VG5	LEV1 LEV		D-665-9	UL	D	2TWC(2)	4	ALL		830454
1999	4.6	XFMXV04.6VG5	LEV1 LEV		D-665-9	UR	D	2TWC(2)	4	ALL		830455
2000	4.6	YFMXV04.6VFR	LEV1 LEV		D-665-9	FL	D	2TWC(2)	4	ALL	830105	
2000	4.6	YFMXV04.6VFR	LEV1 LEV		D-665-9	FR	D	2TWC(2)	4	ALL	830105	
2000	4.6	YFMXV04.6VFR	LEV1 LEV		D-665-9	RL	D	2TWC(2)	4	ALL	830404	

OBDII

Year	Liters	Engine Family	Certification Std.	Comments	Executive Order	Location	Exhaust Type	Converter Type	# Converters	Drive Type	Universal #	Direct Fit #
------	--------	---------------	--------------------	----------	-----------------	----------	--------------	----------------	--------------	------------	-------------	--------------

FORD

CROWN VICTORIA (Continued)

2000	4.6	YFMXV04.6VFR	LEV1 LEV		D-665-9	RR	D	2TWC(2)	4	ALL	830404	
2000	4.6	YFMXV04.6VFR	LEV1 LEV		D-665-9	UL	D	2TWC(2)	4	ALL		830454
2000	4.6	YFMXV04.6VFR	LEV1 LEV		D-665-9	UR	D	2TWC(2)	4	ALL		830455
2001	4.6	1FMXV04.6VF5	LEV1 LEV		D-665-9	FL	D	2TWC(2)	4	ALL	830105	
2001	4.6	1FMXV04.6VF5	LEV1 LEV		D-665-9	FR	D	2TWC(2)	4	ALL	830105	
2001	4.6	1FMXV04.6VF5	LEV1 LEV		D-665-9	RL	D	2TWC(2)	4	ALL	830404	
2001	4.6	1FMXV04.6VF5	LEV1 LEV		D-665-9	RR	D	2TWC(2)	4	ALL	830404	
2001	4.6	1FMXV04.6VF5	LEV1 LEV		D-665-9	UL	D	2TWC(2)	4	ALL		830454
2001	4.6	1FMXV04.6VF5	LEV1 LEV		D-665-9	UR	D	2TWC(2)	4	ALL		830455
2002	4.6	2FMXV04.6VF5	LEV1 LEV		D-665-9	FL	D	2TWC(2)	4	ALL	830105	
2002	4.6	2FMXV04.6VF5	LEV1 LEV		D-665-9	FR	D	2TWC(2)	4	ALL	830105	
2002	4.6	2FMXV04.6VF5	LEV1 LEV		D-665-9	RL	D	2TWC(2)	4	ALL	830404	
2002	4.6	2FMXV04.6VF5	LEV1 LEV		D-665-9	RR	D	2TWC(2)	4	ALL	830404	
2002	4.6	2FMXV04.6VF5	LEV1 LEV		D-665-9	UL	D	2TWC(2)	4	ALL		830454
2002	4.6	2FMXV04.6VF5	LEV1 LEV		D-665-9	UR	D	2TWC(2)	4	ALL		830455
2003	4.6	3FMXV04.6VG5	LEV1 ULEV		D-665-21	FL	D	2TWC(2)	4	ALL	700001	
2003	4.6	3FMXV04.6VG5	LEV1 ULEV		D-665-21	RL	D	2TWC(2)	4	ALL	701001	
2003	4.6	3FMXV04.6VG5	LEV1 ULEV		D-665-21	RR	D	2TWC(2)	4	ALL	701001	
2003	4.6	3FMXV04.6VG5	LEV1 ULEV	From 6/3/02	D-665-21	UL	D	2TWC(2)	4	ALL		701504
2003	4.6	3FMXV04.6VG5	LEV1 ULEV	From 6/3/02	D-665-21	UR	D	2TWC(2)	4	ALL		701505
2004	4.6	4FMXV04.6VE5	LEV2 LEV		D-665-15	FL	D	2TWC(2)	4	ALL	867004	
2004	4.6	4FMXV04.6VG6	LEV1 ULEV		D-665-21	FL	D	2TWC(2)	4	ALL	700001	
2004	4.6	4FMXV04.6VE5	LEV2 LEV		D-665-15	FR	D	2TWC(2)	4	ALL	867004	
2004	4.6	4FMXV04.6VG6	LEV1 ULEV		D-665-21	FR	D	2TWC(2)	4	ALL	700001	
2004	4.6	4FMXV04.6VG6	LEV1 ULEV		D-665-21	RL	D	2TWC(2)	4	ALL	701001	
2004	4.6	4FMXV04.6VG6	LEV1 ULEV		D-665-21	RR	D	2TWC(2)	4	ALL	701001	
2004	4.6	4FMXV04.6VE5	LEV2 LEV		D-665-15	UL	D	2TWC(2)	4	ALL	868002	868535
2004	4.6	4FMXV04.6VG6	LEV1 ULEV		D-665-15	UL	D	2TWC(2)	4	ALL	868002	701504
2004	4.6	4FMXV04.6VE5	LEV2 LEV	From 6/3/02	D-665-15	UL	D	2TWC(2)	4	ALL	868002	868535
2004	4.6	4FMXV04.6VG6	LEV1 ULEV	From 6/3/02	D-665-21	UL	D	2TWC(2)	4	ALL	868002	701504
2004	4.6	4FMXV04.6VE5	LEV2 LEV		D-665-15	UR	D	2TWC(2)	4	ALL	868002	868520
2004	4.6	4FMXV04.6VG6	LEV1 ULEV		D-665-15	UR	D	2TWC(2)	4	ALL	868002	701505
2004	4.6	4FMXV04.6VE5	LEV2 LEV	From 6/3/02	D-665-15	UR	D	2TWC(2)	4	ALL	868002	868520
2004	4.6	4FMXV04.6VG6	LEV1 ULEV	From 6/3/02	D-665-21	UR	D	2TWC(2)	4	ALL	868002	701505
2005	4.6	5FMXV04.6VE8	LEV2 LEV		D-665-15	FL	D	2TWC(2)	4	ALL	867004	
2005	4.6	5FMXV04.6VG8	LEV1 ULEV		D-665-21	FL	D	2TWC(2)	4	ALL	700001	
2005	4.6	5FMXV04.6VE8	LEV2 LEV		D-665-15	FR	D	2TWC(2)	4	ALL	867004	
2005	4.6	5FMXV04.6VG8	LEV1 ULEV		D-665-21	FR	D	2TWC(2)	4	ALL	700001	
2005	4.6	5FMXV04.6VG8	LEV1 ULEV		D-665-21	RL	D	2TWC(2)	4	ALL	701001	
2005	4.6	5FMXV04.6VG8	LEV1 ULEV		D-665-21	RR	D	2TWC(2)	4	ALL	701001	
2005	4.6	5FMXV04.6VE8	LEV2 LEV		D-665-15	UL	D	2TWC(2)	4	ALL	868002	868535
2005	4.6	5FMXV04.6VG8	LEV1 ULEV		D-665-15	UL	D	2TWC(2)	4	ALL	868002	701504
2005	4.6	5FMXV04.6VE8	LEV2 LEV	From 6/3/02	D-665-15	UL	D	2TWC(2)	4	ALL	868002	868535
2005	4.6	5FMXV04.6VG8	LEV1 ULEV	From 6/3/02	D-665-21	UL	D	2TWC(2)	4	ALL	868002	701504
2005	4.6	5FMXV04.6VE8	LEV2 LEV		D-665-15	UR	D	2TWC(2)	4	ALL	868002	868520
2005	4.6	5FMXV04.6VG8	LEV1 ULEV		D-665-15	UR	D	2TWC(2)	4	ALL	868002	701505
2005	4.6	5FMXV04.6VE8	LEV2 LEV	From 6/3/02	D-665-15	UR	D	2TWC(2)	4	ALL	868002	868520
2005	4.6	5FMXV04.6VG8	LEV1 ULEV	From 6/3/02	D-665-21	UR	D	2TWC(2)	4	ALL	868002	701505
2006	4.6	6FMXV04.6VE8	LEV2 LEV		D-665-15	FL	D	2TWC(2)	4	ALL	867004	

OBDII

Year	Liters	Engine Family	Certification Std.	Comments	Executive Order	Location	Exhaust Type	Converter Type	# Converters	Drive Type	Universal #	Direct Fit #
------	--------	---------------	--------------------	----------	-----------------	----------	--------------	----------------	--------------	------------	-------------	--------------

FORD

CROWN VICTORIA (Continued)

2006	4.6	6FMXV04.6VG8	LEV1 ULEV		D-665-21	FL	D	2TWC(2)	4	ALL	700001	
2006	4.6	6FMXV04.6VE8	LEV2 LEV		D-665-15	FR	D	2TWC(2)	4	ALL	867004	
2006	4.6	6FMXV04.6VG8	LEV1 ULEV		D-665-21	FR	D	2TWC(2)	4	ALL	700001	
2006	4.6	6FMXV04.6VG8	LEV1 ULEV		D-665-21	RL	D	2TWC(2)	4	ALL	701001	
2006	4.6	6FMXV04.6VG8	LEV1 ULEV		D-665-21	RR	D	2TWC(2)	4	ALL	701001	
2006	4.6	6FMXV04.6VE8	LEV2 LEV		D-665-15	UL	D	2TWC(2)	4	ALL	868002	868535
2006	4.6	6FMXV04.6VG8	LEV1 ULEV		D-665-15	UL	D	2TWC(2)	4	ALL	868002	701504
2006	4.6	6FMXV04.6VE8	LEV2 LEV	From 6/3/02	D-665-15	UL	D	2TWC(2)	4	ALL	868002	868535
2006	4.6	6FMXV04.6VG8	LEV1 ULEV	From 6/3/02	D-665-21	UL	D	2TWC(2)	4	ALL	868002	701504
2006	4.6	6FMXV04.6VE8	LEV2 LEV		D-665-15	UR	D	2TWC(2)	4	ALL	868002	868520
2006	4.6	6FMXV04.6VG8	LEV1 ULEV		D-665-15	UR	D	2TWC(2)	4	ALL	868002	701505
2006	4.6	6FMXV04.6VE8	LEV2 LEV	From 6/3/02	D-665-15	UR	D	2TWC(2)	4	ALL	868002	868520
2006	4.6	6FMXV04.6VG8	LEV1 ULEV	From 6/3/02	D-665-21	UR	D	2TWC(2)	4	ALL	868002	701505

E-150

2003	4.2	3FMXT04.2HF5	LEV1 LEV		D-665-20	FL	D	2TWC(2)	4	ALL	650012	
2003	4.2	3FMXT04.2JF5	LEV1 LEV		D-665-20	FL	D	2TWC(2)	4	ALL	650012	
2003	4.2	3FMXT04.2HF5	LEV1 LEV		D-665-20	FR	D	2TWC(2)	4	ALL	650021	
2003	4.2	3FMXT04.2JF5	LEV1 LEV		D-665-20	FR	D	2TWC(2)	4	ALL	650021	
2003	4.2	3FMXT04.2HF5	LEV1 LEV		D-665-20	RL	D	2TWC(2)	4	ALL	651011	
2003	4.2	3FMXT04.2JF5	LEV1 LEV		D-665-20	RL	D	2TWC(2)	4	ALL	651011	
2003	4.2	3FMXT04.2HF5	LEV1 LEV		D-665-20	RR	D	2TWC(2)	4	ALL	651020	
2003	4.2	3FMXT04.2JF5	LEV1 LEV		D-665-20	RR	D	2TWC(2)	4	ALL	651020	
2003	4.2	3FMXT04.2HF5	LEV1 LEV		D-665-20	UL	D	2TWC(2)	4	ALL		651513
2003	4.2	3FMXT04.2JF5	LEV1 LEV		D-665-20	UL	D	2TWC(2)	4	ALL		651513
2003	4.2	3FMXT04.2HF5	LEV1 LEV		D-665-20	UR	D	2TWC(2)	4	ALL		651512
2003	4.2	3FMXT04.2JF5	LEV1 LEV		D-665-20	UR	D	2TWC(2)	4	ALL		651512

E-150 CLUB WAGON

2003	4.2	3FMXT04.2JF5	LEV1 LEV		D-665-11	RL	D	2TWC(2)	4	2WD	830602	
2003	4.2	3FMXT04.2JF5	LEV1 LEV		D-665-11	RR	D	2TWC(2)	4	2WD	830602	
2003	4.2	3FMXT04.2JF5	LEV1 LEV		D-665-11	UL	D	2TWC(2)	4	2WD		830668
2003	4.2	3FMXT04.2JF5	LEV1 LEV		D-665-11	UR	D	2TWC(2)	4	2WD		830669

E-150 ECONOLINE

1997	4.2	VFM4.2H8G1EK	TIER1		D-665-20	FL	D	2TWC(2)	4	ALL	650037	
1997	4.2	VFM4.2J8G1EK	TIER1		D-665-20	FL	D	2TWC(2)	4	ALL	650011	
1997	4.2	VFM4.2H8G1EK	TIER1		D-665-20	FR	D	2TWC(2)	4	ALL	650037	
1997	4.2	VFM4.2J8G1EK	TIER1		D-665-20	FR	D	2TWC(2)	4	ALL	650010	
1997	4.2	VFM4.2H8G1EK	TIER1		D-665-20	RL	D	2TWC(2)	4	ALL	651038	
1997	4.2	VFM4.2J8G1EK	TIER1		D-665-20	RL	D	2TWC(2)	4	ALL	651010	
1997	4.2	VFM4.2H8G1EK	TIER1		D-665-20	RR	D	2TWC(2)	4	ALL	651038	
1997	4.2	VFM4.2J8G1EK	TIER1		D-665-20	RR	D	2TWC(2)	4	ALL	651009	
1997	4.2	VFM4.2H8G1EK	TIER1		D-665-20	U	D	2TWC(2)	4	ALL		651673
1997	4.2	VFM4.2J8G1EK	TIER1		D-665-20	UL	D	2TWC(2)	4	ALL		651516
1997	4.2	VFM4.2J8G1EK	TIER1		D-665-20	UR	D	2TWC(2)	4	ALL		651517
1998	4.2	WFMXA04.2AAA	TIER1		D-665-20	FL	D	2TWC(2)	4	ALL	650037	
1998	4.2	WFMXA04.2ABA	TIER1		D-665-20	FL	D	2TWC(2)	4	ALL	650037	
1998	4.2	WFMXA04.2AAA	TIER1		D-665-20	FR	D	2TWC(2)	4	ALL	650037	
1998	4.2	WFMXA04.2ABA	TIER1		D-665-20	FR	D	2TWC(2)	4	ALL	650037	
1998	4.2	WFMXA04.2AAA	TIER1		D-665-20	RL	D	2TWC(2)	4	ALL	651038	

OBDII

Year Liters Engine Family Certification Std. Comments Executive Order Location Exhaust Type Converter Type # Converters Drive Type Universal # Direct Fit #

FORD

E-150 ECONOLINE (Continued)

1998	4.2	WFMXA04.2ABA	TIER1		D-665-20	RL	D	2TWC(2)	4	ALL	651038	
1998	4.2	WFMXA04.2AAA	TIER1		D-665-20	RR	D	2TWC(2)	4	ALL	651038	
1998	4.2	WFMXA04.2ABA	TIER1		D-665-20	RR	D	2TWC(2)	4	ALL	651038	
1998	4.2	WFMXA04.2AAA	TIER1		D-665-20	U	D	2TWC(2)	4	ALL		651673
1998	4.2	WFMXA04.2ABA	TIER1		D-665-20	U	D	2TWC(2)	4	ALL		651673
1999	4.2	XFMXA04.2HGC	LEV1 LEV		D-665-20	FL	D	2TWC(2)	4	ALL	650012	
1999	4.2	XFMXA04.2JGC	LEV1 LEV		D-665-20	FL	D	2TWC(2)	4	ALL	650012	
1999	4.2	XFMXA04.2HGC	LEV1 LEV		D-665-20	FR	D	2TWC(2)	4	ALL	650021	
1999	4.2	XFMXA04.2JGC	LEV1 LEV		D-665-20	FR	D	2TWC(2)	4	ALL	650021	
1999	4.2	XFMXA04.2HGC	LEV1 LEV		D-665-20	RL	D	2TWC(2)	4	ALL	651011	
1999	4.2	XFMXA04.2JGC	LEV1 LEV		D-665-20	RL	D	2TWC(2)	4	ALL	651011	
1999	4.2	XFMXA04.2HGC	LEV1 LEV		D-665-20	RR	D	2TWC(2)	4	ALL	651020	
1999	4.2	XFMXA04.2JGC	LEV1 LEV		D-665-20	RR	D	2TWC(2)	4	ALL	651020	
1999	4.2	XFMXA04.2HGC	LEV1 LEV		D-665-20	UL	D	2TWC(2)	4	ALL		651513
1999	4.2	XFMXA04.2JGC	LEV1 LEV		D-665-20	UL	D	2TWC(2)	4	ALL		651513
1999	4.2	XFMXA04.2HGC	LEV1 LEV		D-665-20	UR	D	2TWC(2)	4	ALL		651512
1999	4.2	XFMXA04.2JGC	LEV1 LEV		D-665-20	UR	D	2TWC(2)	4	ALL		651512
2000	4.2	YEMXA04.2JGC	LEV1 LEV		D-665-20	FL	D	2TWC(2)	4	ALL	650012	
2000	4.2	YEMXT04.2HGC	LEV1 LEV		D-665-20	FL	D	2TWC(2)	4	ALL	650012	
2000	4.2	YFMXA04.2JGC	LEV1 LEV		D-665-20	FL	D	2TWC(2)	4	ALL	650012	
2000	4.2	YFMXT04.2HGC	LEV1 LEV		D-665-20	FL	D	2TWC(2)	4	ALL	650037	
2000	4.2	YRIXA04.2JGC	LEV1 LEV		D-665-20	FL	D	2TWC(2)	4	ALL	650012	
2000	4.2	YEMXA04.2JGC	LEV1 LEV		D-665-20	FR	D	2TWC(2)	4	ALL	650021	
2000	4.2	YEMXT04.2HGC	LEV1 LEV		D-665-20	FR	D	2TWC(2)	4	ALL	650021	
2000	4.2	YFMXA04.2JGC	LEV1 LEV		D-665-20	FR	D	2TWC(2)	4	ALL	650021	
2000	4.2	YFMXT04.2HGC	LEV1 LEV		D-665-20	FR	D	2TWC(2)	4	ALL	650021	
2000	4.2	YFMXT04.2JGC	LEV1 LEV		D-665-20	FR	D	2TWC(2)	4	ALL	650045	
2000	4.2	YRIXA04.2JGC	LEV1 LEV		D-665-20	FR	D	2TWC(2)	4	ALL	650021	
2000	4.2	YEMXA04.2JGC	LEV1 LEV		D-665-20	RL	D	2TWC(2)	4	ALL	651020	
2000	4.2	YEMXT04.2HGC	LEV1 LEV		D-665-20	RL	D	2TWC(2)	4	ALL	651011	
2000	4.2	YFMXA04.2JGC	LEV1 LEV		D-665-20	RL	D	2TWC(2)	4	ALL	651011	
2000	4.2	YFMXT04.2HGC	LEV1 LEV		D-665-20	RL	D	2TWC(2)	4	ALL	651011	
2000	4.2	YFMXT04.2JGC	LEV1 LEV		D-665-20	RL	D	2TWC(2)	4	ALL	651038	
2000	4.2	YRIXA04.2JGC	LEV1 LEV		D-665-20	RL	D	2TWC(2)	4	ALL	651011	
2000	4.2	YEMXA04.2JGC	LEV1 LEV		D-665-20	RR	D	2TWC(2)	4	ALL	651020	
2000	4.2	YEMXT04.2HGC	LEV1 LEV		D-665-20	RR	D	2TWC(2)	4	ALL	651020	
2000	4.2	YFMXA04.2JGC	LEV1 LEV		D-665-20	RR	D	2TWC(2)	4	ALL	651020	
2000	4.2	YFMXT04.2HGC	LEV1 LEV		D-665-20	RR	D	2TWC(2)	4	ALL	651020	
2000	4.2	YFMXT04.2JGC	LEV1 LEV		D-665-20	RR	D	2TWC(2)	4	ALL	651038	
2000	4.2	YRIXA04.2JGC	LEV1 LEV		D-665-20	RR	D	2TWC(2)	4	ALL	651011	
2000	4.2	YFMXT04.2JGC	LEV1 LEV		D-665-20	U	D	2TWC(2)	4	ALL		651673
2000	4.2	YEMXA04.2JGC	LEV1 LEV		D-665-20	UL	D	2TWC(2)	4	ALL		651513
2000	4.2	YEMXT04.2HGC	LEV1 LEV		D-665-20	UL	D	2TWC(2)	4	ALL		651513
2000	4.2	YFMXA04.2JGC	LEV1 LEV		D-665-20	UL	D	2TWC(2)	4	ALL		651513
2000	4.2	YFMXT04.2HGC	LEV1 LEV		D-665-20	UL	D	2TWC(2)	4	ALL		651513
2000	4.2	YFMXT04.2JGC	LEV1 LEV		D-665-11	UL	D	2TWC(2)	4	2WD		830668
2000	4.2	YEMXT04.2HGC	LEV1 LEV		D-665-20	UR	D	2TWC(2)	4	ALL		651512
2000	4.2	YFMXA04.2JGC	LEV1 LEV		D-665-20	UR	D	2TWC(2)	4	ALL		651512

OBDII

Year	Liters	Engine Family	Certification Std.	Comments	Executive Order	Location	Exhaust Type	Converter Type	# Converters	Drive Type	Universal #	Direct Fit #
------	--------	---------------	--------------------	----------	-----------------	----------	--------------	----------------	--------------	------------	-------------	--------------

FORD

E-150 ECONOLINE (Continued)

2000	4.2	YFMXT04.2HGC	LEV1 LEV		D-665-20	UR D	2TWC(2)	4 ALL			651512	
2000	4.2	YFMXT04.2JGC	LEV1 LEV		D-665-11	UR D	2TWC(2)	4 2WD			830669	
2000	4.2	YRIXA04.2JGC	LEV1 LEV		D-665-20	UR D	2TWC(2)	4 ALL			651512	
2001	4.2	1FMXT04.2HG5	LEV1 LEV		D-665-20	FL D	2TWC(2)	4 ALL	650012			
2001	4.2	1FMXT04.2JG5	LEV1 LEV		D-665-20	FL D	2TWC(2)	4 ALL	650012			
2001	4.2	1FMXT04.2HG5	LEV1 LEV		D-665-20	FR D	2TWC(2)	4 ALL	650021			
2001	4.2	1FMXT04.2JG5	LEV1 LEV		D-665-20	FR D	2TWC(2)	4 ALL	650021			
2001	4.2	1FMXT04.2HG5	LEV1 LEV		D-665-20	RL D	2TWC(2)	4 ALL	651011			
2001	4.2	1FMXT04.2JG5	LEV1 LEV		D-665-20	RL D	2TWC(2)	4 ALL	651011			
2001	4.2	1FMXT04.2HG5	LEV1 LEV		D-665-20	RR D	2TWC(2)	4 ALL	651020			
2001	4.2	1FMXT04.2JG5	LEV1 LEV		D-665-20	RR D	2TWC(2)	4 ALL	651020			
2001	4.2	1FMXT04.2HG5	LEV1 LEV		D-665-20	UL D	2TWC(2)	4 ALL			651513	
2001	4.2	1FMXT04.2JG5	LEV1 LEV		D-665-20	UL D	2TWC(2)	4 ALL			651513	
2001	4.2	1FMXT04.2HG5	LEV1 LEV		D-665-20	UR D	2TWC(2)	4 ALL			651512	
2001	4.2	1FMXT04.2JG5	LEV1 LEV		D-665-20	UR D	2TWC(2)	4 ALL			651512	
2002	4.2	2FMXT04.2HF5	LEV1 LEV		D-665-20	FL D	2TWC(2)	4 ALL	650012			
2002	4.2	2FMXT04.2JF5	LEV1 LEV		D-665-20	FL D	2TWC(2)	4 ALL	650012		830668	
2002	4.2	2FMXT04.2HF5	LEV1 LEV		D-665-20	FR D	2TWC(2)	4 ALL	650021			
2002	4.2	2FMXT04.2JF5	LEV1 LEV		D-665-20	FR D	2TWC(2)	4 ALL	650021			
2002	4.2	2FMXT04.2HF5	LEV1 LEV		D-665-20	RL D	2TWC(2)	4 ALL	651011			
2002	4.2	2FMXT04.2JF5	LEV1 LEV		D-665-20	RL D	2TWC(2)	4 ALL	651011			
2002	4.2	2FMXT04.2HF5	LEV1 LEV		D-665-20	RR D	2TWC(2)	4 ALL	651020			
2002	4.2	2FMXT04.2JF5	LEV1 LEV		D-665-20	RR D	2TWC(2)	4 ALL	651020			
2002	4.2	2FMXT04.2HF5	LEV1 LEV		D-665-20	UL D	2TWC(2)	4 ALL			651513	
2002	4.2	2FMXT04.2JF5	LEV1 LEV		D-665-20	UL D	2TWC(2)	4 ALL			651513	
2002	4.2	2FMXT04.2HF5	LEV1 LEV		D-665-20	UR D	2TWC(2)	4 ALL			651512	
2002	4.2	2FMXT04.2JF5	LEV1 LEV		D-665-20	UR D	2TWC(2)	4 ALL			651512	
2003	4.2	3FMXT04.2HF5	LEV1 LEV		D-665-11	RL D	2TWC(2)	4 2WD	830604			
2003	4.2	3FMXT04.2HF5	LEV1 LEV		D-665-11	RR D	2TWC(2)	4 2WD	830604			
2003	4.2	3FMXT04.2HF5	LEV1 LEV		D-665-11	UL D	2TWC(2)	4 2WD			830668	
2003	4.2	3FMXT04.2HF5	LEV1 LEV		D-665-11	UR D	2TWC(2)	4 2WD			830669	
1997	4.6	VFM4.6J8G1EK	TIER1		D-665-20	FL D	2TWC(2)	4 ALL	650013			
1997	4.6	VFM4.6J8G1EK	TIER1		D-665-20	FR D	2TWC(2)	4 ALL	650013			
1997	4.6	VFM4.6J8G1EK	TIER1		D-665-20	RL D	2TWC(2)	4 ALL	651012			
1997	4.6	VFM4.6J8G1EK	TIER1		D-665-20	RR D	2TWC(2)	4 ALL	651012			
1997	4.6	VFM4.6J8G1EK	TIER1		D-665-20	UL D	2TWC(2)	4 ALL			651544	
1997	4.6	VFM4.6J8G1EK	TIER1		D-665-20	UR D	2TWC(2)	4 ALL			651545	
1998	4.6	WFMXA04.6BAA	TIER1		D-665-11	FL D	2TWC(2)	4 ALL	830502			
1998	4.6	WFMXA04.6BAA	TIER1		D-665-11	FR D	2TWC(2)	4 ALL	830502			
1998	4.6	WFMXA04.6BAA	TIER1		D-665-11	RL D	2TWC(2)	4 ALL	830602			
1998	4.6	WFMXA04.6BAA	TIER1		D-665-11	RR D	2TWC(2)	4 ALL	830602			
1998	4.6	WFMXA04.6BAA	TIER1		D-665-11	UL D	2TWC(2)	4 ALL			830656	
1998	4.6	WFMXA04.6BAA	TIER1		D-665-11	UR D	2TWC(2)	4 ALL			830657	
1999	4.6	XFMXA04.6JBC	TIER1		D-665-20	FL D	2TWC(2)	4 ALL	650010			
1999	4.6	XFMXA04.6JBC	TIER1		D-665-20	FR D	2TWC(2)	4 ALL	650013			
1999	4.6	XFMXA04.6JBC	TIER1		D-665-20	RL D	2TWC(2)	4 ALL	651012			
1999	4.6	XFMXA04.6JBC	TIER1		D-665-20	RR D	2TWC(2)	4 ALL	651012			
1999	4.6	XFMXA04.6JBC	LEV1 LEV		D-665-11	UL D	2TWC(2)	4 ALL			830656	
1999	4.6	XFMXA04.6JBC	TIER1		D-665-20	UR D	2TWC(2)	4 ALL			651545	

OBDII

Year	Liters	Engine Family	Certification Std.	Comments	Executive Order	Location	Exhaust Type	Converter Type	# Converters	Drive Type	Universal #	Direct Fit #
------	--------	---------------	--------------------	----------	-----------------	----------	--------------	----------------	--------------	------------	-------------	--------------

FORD

E-150 ECONOLINE (Continued)

2000	4.6	YFMXA04.66FF	LEV1 LEV		D-665-20	FL D	2TWC(2)	4 ALL	650005			
2000	4.6	YFMXT04.66FF	LEV1 LEV		D-665-20	FL D	2TWC(2)	4 ALL	650037			
2000	4.6	YFMXA04.66FF	LEV1 LEV		D-665-20	FR D	2TWC(2)	4 ALL	650005			
2000	4.6	YFMXT04.66FF	LEV1 LEV		D-665-20	FR D	2TWC(2)	4 ALL	650037			
2000	4.6	YFMXA04.66FF	LEV1 LEV		D-665-20	RL D	2TWC(2)	4 ALL	651005			
2000	4.6	YFMXT04.66FF	LEV1 LEV		D-665-20	RL D	2TWC(2)	4 ALL	651038			
2000	4.6	YFMXA04.66FF	LEV1 LEV		D-665-20	RR D	2TWC(2)	4 ALL	651005			
2000	4.6	YFMXT04.66FF	LEV1 LEV		D-665-20	RR D	2TWC(2)	4 ALL	651038			
2000	4.6	YFMXT04.66FF	LEV1 LEV		D-665-20	U D	2TWC(2)	4 ALL			651673	
2000	4.6	YFMXA04.66FF	LEV1 LEV		D-665-20	UL D	2TWC(2)	4 ALL			651538	
2000	4.6	YFMXA04.66FF	LEV1 LEV		D-665-20	UR D	2TWC(2)	4 ALL			651539	
2001	4.6	1FMXT04.6JF5	LEV1 LEV		D-665-20	FL D	2TWC(2)	4 ALL	650021			
2001	4.6	1FMXT04.6JF5	LEV1 LEV		D-665-20	FR D	2TWC(2)	4 ALL	650021			
2001	4.6	1FMXT04.6JF5	LEV1 LEV		D-665-20	RL D	2TWC(2)	4 ALL	651005			
2001	4.6	1FMXT04.6JF5	LEV1 LEV		D-665-20	RR D	2TWC(2)	4 ALL	651005			
2001	4.6	1FMXT04.6JF5	LEV1 LEV		D-665-20	UL D	2TWC(2)	4 ALL			651538	
2001	4.6	1FMXT04.6JF5	LEV1 LEV		D-665-20	UR D	2TWC(2)	4 ALL			651539	
2002	4.6	2FMXT05.4RF9	LEV1 LEV		D-665-20	FL D	2TWC(2)	4 ALL	650005			
2002	4.6	2FMXT05.4RF9	LEV1 LEV		D-665-20	FR D	2TWC(2)	4 ALL	650021			
2002	4.6	2FMXT05.4RF9	LEV1 LEV		D-665-20	RL D	2TWC(2)	4 ALL	651005			
2002	4.6	2FMXT05.4RF9	LEV1 LEV		D-665-20	RR D	2TWC(2)	4 ALL	651005			
2002	4.6	2FMXT05.4RF9	LEV1 LEV		D-665-20	UL D	2TWC(2)	4 ALL			651538	
2002	4.6	2FMXT05.4RF9	LEV1 LEV		D-665-20	UR D	2TWC(2)	4 ALL			651539	
1996	4.9	TFM4.958GFJK	TIER1		D-665-11	F S	TWC(2)	2 2WD	830501			
1996	4.9	TFM4.958GFJK	TIER1		D-665-11	R S	TWC(2)	2 2WD	830602			
1996	4.9	TFM4.958GFJK	TIER1		D-665-20	U S	TWC	1 ALL	651015		651529	
1996	4.9	TFM4.968GFJK	TIER1		D-665-20	U S	TWC	1 ALL	651015		651529	
1996	4.9	TFM4.958GFJK	TIER1		D-665-11	U S	TWC(2)	2 2WD			830652	
1996	5.0	TFM5.0J8G1EK	TIER1		D-665-11	F D	TWC(2)	2 2WD	830501			
1996	5.0	TFM5.0J8G1EK	TIER1		D-665-11	R D	TWC(2)	2 2WD	830601			
1996	5.0	TFM5.0J8G1EK	TIER1		D-665-20	U S	TWC	1 ALL	651035		651623	
1997	5.4	VFM5.4J8G1EK	TIER1		D-665-6	U S	TWC	1 2WD	865012		865516	
1998	5.4	WFMXA05.4JBP	TIER1		D-665-6	U S	TWC	1 2WD	865012		865516	
1999	5.4	XFMXA05.4JBN	TIER1		D-665-6	U S	TWC	1 2WD	865012		865516	
2000	5.4	YEMXA05.4RF7	LEV1 LEV		D-665-20	FL DS	2TWC,TWC	3 ALL	650037			
2000	5.4	YFMXA05.4RF7	LEV1 LEV		D-665-20	FL DS	2TWC,TWC	3 ALL	650037			
2000	5.4	YFMXT05.4RF7	LEV1 LEV		D-665-20	FL DS	2TWC,TWC	3 ALL	650037			
2000	5.4	YEMXA05.4RF7	LEV1 LEV		D-665-20	FR DS	2TWC,TWC	3 ALL	650037			
2000	5.4	YFMXA05.4RF7	LEV1 LEV		D-665-20	FR DS	2TWC,TWC	3 ALL	650037			
2000	5.4	YEMXA05.4RF7	LEV1 LEV		D-665-20	R DS	2TWC,TWC	3 ALL	651038			
2000	5.4	YFMXA05.4RF7	LEV1 LEV		D-665-20	R DS	2TWC,TWC	3 ALL	651038			
2000	5.4	YFMXT05.4RF7	LEV1 LEV		D-665-20	R DS	2TWC,TWC	3 ALL	651036			
2000	5.4	YEMXA05.4RF7	LEV1 LEV		D-665-20	U DS	2TWC,TWC	3 ALL			651673	
2000	5.4	YFMXA05.4RF7	LEV1 LEV		D-665-20	U DS	2TWC,TWC	3 ALL			651673	
2001	5.4	1FMXT05.4RF7	LEV1 LEV		D-665-20	FL DS	2TWC,TWC	3 ALL	650037			
2001	5.4	1FMXT05.4RF7	LEV1 LEV		D-665-20	FR DS	2TWC,TWC	3 ALL	650037			
2001	5.4	1FMXT05.4RF7	LEV1 LEV		D-665-20	R DS	2TWC,TWC	3 ALL	651038			
2001	5.4	1FMXT05.4RF7	LEV1 LEV		D-665-20	U DS	2TWC,TWC	3 ALL			651673	
2002	5.4	2FMXT05.4RF9	LEV1 LEV		D-665-20	FL D	2TWC(2)	4 ALL	650037			

Year	Liters	Engine Family	Certification Std.	Comments	Executive Order	Location	Exhaust Type	Converter Type	# Converters	Drive Type	Universal #	Direct Fit #
------	--------	---------------	--------------------	----------	-----------------	----------	--------------	----------------	--------------	------------	-------------	--------------

FORD

E-150 ECONOLINE (Continued)

2002	5.4	2FMXT05.4RF9	LEV1 LEV		D-665-20	FR D	2TWC(2)	4 ALL		650037		
2002	5.4	2FMXT05.4RF9	LEV1 LEV		D-665-20	RL D	2TWC(2)	4 ALL		651038		
2002	5.4	2FMXT05.4RF9	LEV1 LEV		D-665-20	RR D	2TWC(2)	4 ALL		651038		
2002	5.4	2FMXT05.4RF9	LEV1 LEV		D-665-20	U D	2TWC(2)	4 ALL			651673	
1996	5.8	TFM5.8J8G1EK	TIER1		D-665-11	F S	TWC(2)	2 2WD		830501		
1996	5.8	TFM5.8J8G1EK	TIER1		D-665-11	R S	TWC(2)	2 2WD		830601		
1996	5.8	TFM5.8J8G1EK	TIER1		D-665-20	U S	TWC	1 ALL		651016	651534	

E-150 ECONOLINE CLUB WAGON

1997	4.2	VFM4.2H8G1EK	TIER1		D-665-20	FL D	2TWC(2)	4 ALL		650011		
1997	4.2	VFM4.2J8G1EK	TIER1		D-665-20	FL D	2TWC(2)	4 ALL		650011		
1997	4.2	VFM4.2H8G1EK	TIER1		D-665-20	FR D	2TWC(2)	4 ALL		650010		
1997	4.2	VFM4.2J8G1EK	TIER1		D-665-20	FR D	2TWC(2)	4 ALL		650010		
1997	4.2	VFM4.2H8G1EK	TIER1		D-665-20	RL D	2TWC(2)	4 ALL		651010		
1997	4.2	VFM4.2J8G1EK	TIER1		D-665-20	RL D	2TWC(2)	4 ALL		651010		
1997	4.2	VFM4.2H8G1EK	TIER1		D-665-20	RR D	2TWC(2)	4 ALL		651009		
1997	4.2	VFM4.2J8G1EK	TIER1		D-665-20	RR D	2TWC(2)	4 ALL		651009		
1997	4.2	VFM4.2H8G1EK	TIER1		D-665-20	UL D	2TWC(2)	4 ALL			651516	
1997	4.2	VFM4.2J8G1EK	TIER1		D-665-20	UL D	2TWC(2)	4 ALL			651516	
1997	4.2	VFM4.2H8G1EK	TIER1		D-665-20	UR D	2TWC(2)	4 ALL			651517	
1997	4.2	VFM4.2J8G1EK	TIER1		D-665-20	UR D	2TWC(2)	4 ALL			651517	
1998	4.2	WFMXA04.2AAA	TIER1		D-665-20	FL D	2TWC(2)	4 ALL		650011		
1998	4.2	WFMXA04.2ABA	TIER1		D-665-20	FL D	2TWC(2)	4 ALL		650011		
1998	4.2	WFMXA04.2AAA	TIER1		D-665-20	FR D	2TWC(2)	4 ALL		650010		
1998	4.2	WFMXA04.2ABA	TIER1		D-665-20	FR D	2TWC(2)	4 ALL		650010		
1998	4.2	WFMXA04.2AAA	TIER1		D-665-20	RL D	2TWC(2)	4 ALL		651010		
1998	4.2	WFMXA04.2ABA	TIER1		D-665-20	RL D	2TWC(2)	4 ALL		651010		
1998	4.2	WFMXA04.2AAA	TIER1		D-665-20	RR D	2TWC(2)	4 ALL		651009		
1998	4.2	WFMXA04.2ABA	TIER1		D-665-20	RR D	2TWC(2)	4 ALL		651009		
1998	4.2	WFMXA04.2AAA	TIER1		D-665-20	UL D	2TWC(2)	4 ALL			651516	
1998	4.2	WFMXA04.2ABA	TIER1		D-665-20	UL D	2TWC(2)	4 ALL			651516	
1998	4.2	WFMXA04.2AAA	TIER1		D-665-20	UR D	2TWC(2)	4 ALL			651517	
1998	4.2	WFMXA04.2ABA	TIER1		D-665-20	UR D	2TWC(2)	4 ALL			651517	
1999	4.2	XFMXA04.2HGC	LEV1 LEV		D-665-20	FL D	2TWC(2)	4 ALL		650012		
1999	4.2	XFMXA04.2JGC	LEV1 LEV		D-665-20	FL D	2TWC(2)	4 ALL		650012		
1999	4.2	XFMXA04.2HGC	LEV1 LEV		D-665-20	FR D	2TWC(2)	4 ALL		650021		
1999	4.2	XFMXA04.2JGC	LEV1 LEV		D-665-20	FR D	2TWC(2)	4 ALL		650021		
1999	4.2	XFMXA04.2HGC	LEV1 LEV		D-665-20	RL D	2TWC(2)	4 ALL		651011		
1999	4.2	XFMXA04.2JGC	LEV1 LEV		D-665-20	RL D	2TWC(2)	4 ALL		651011		
1999	4.2	XFMXA04.2HGC	LEV1 LEV		D-665-20	RR D	2TWC(2)	4 ALL		651020		
1999	4.2	XFMXA04.2JGC	LEV1 LEV		D-665-20	RR D	2TWC(2)	4 ALL		651020		
1999	4.2	XFMXA04.2HGC	LEV1 LEV		D-665-20	UL D	2TWC(2)	4 ALL			651513	
1999	4.2	XFMXA04.2JGC	LEV1 LEV		D-665-20	UL D	2TWC(2)	4 ALL			651513	
1999	4.2	XFMXA04.2HGC	LEV1 LEV		D-665-20	UR D	2TWC(2)	4 ALL			651512	
1999	4.2	XFMXA04.2JGC	LEV1 LEV		D-665-20	UR D	2TWC(2)	4 ALL			651512	
2000	4.2	YFMXA04.2JGC	LEV1 LEV		D-665-20	FL D	2TWC(2)	4 ALL		650012		
2000	4.2	YFMXT04.2HGC	LEV1 LEV		D-665-20	FL D	2TWC(2)	4 ALL		650012		
2000	4.2	YFMXA04.2JGC	LEV1 LEV		D-665-20	FR D	2TWC(2)	4 ALL		650021		
2000	4.2	YFMXT04.2HGC	LEV1 LEV		D-665-20	FR D	2TWC(2)	4 ALL		650021		
2000	4.2	YFMXA04.2JGC	LEV1 LEV		D-665-20	RL D	2TWC(2)	4 ALL		651011		

Year	Liters	Engine Family	Certification Std.	Comments	Executive Order	Location	Exhaust Type	Converter Type	# Converters	Drive Type	Universal #	Direct Fit #
------	--------	---------------	--------------------	----------	-----------------	----------	--------------	----------------	--------------	------------	-------------	--------------

FORD

E-150 ECONOLINE CLUB WAGON (Continued)

2000	4.2	YFMXT04.2HGC	LEV1 LEV		D-665-20	RL	D	2TWC(2)	4	ALL	651011	
2000	4.2	YFMXA04.2JGC	LEV1 LEV		D-665-20	RR	D	2TWC(2)	4	ALL	651020	
2000	4.2	YFMXT04.2HGC	LEV1 LEV		D-665-20	RR	D	2TWC(2)	4	ALL	651020	
2000	4.2	YFMXA04.2JGC	LEV1 LEV		D-665-20	UL	D	2TWC(2)	4	ALL		651513
2000	4.2	YFMXT04.2HGC	LEV1 LEV		D-665-20	UL	D	2TWC(2)	4	ALL		651513
2000	4.2	YFMXA04.2JGC	LEV1 LEV		D-665-20	UR	D	2TWC(2)	4	ALL		651512
2000	4.2	YFMXT04.2HGC	LEV1 LEV		D-665-20	UR	D	2TWC(2)	4	ALL		651512
2001	4.2	1FMXT04.2HG5	LEV1 LEV		D-665-20	FL	D	2TWC(2)	4	ALL	650012	
2001	4.2	1FMXT04.2JG5	LEV1 LEV		D-665-20	FL	D	2TWC(2)	4	ALL	650012	
2001	4.2	1FMXT04.2HG5	LEV1 LEV		D-665-20	FR	D	2TWC(2)	4	ALL	650021	
2001	4.2	1FMXT04.2JG5	LEV1 LEV		D-665-20	FR	D	2TWC(2)	4	ALL	650021	
2001	4.2	1FMXT04.2HG5	LEV1 LEV		D-665-20	RL	D	2TWC(2)	4	ALL	651011	
2001	4.2	1FMXT04.2JG5	LEV1 LEV		D-665-20	RL	D	2TWC(2)	4	ALL	651011	
2001	4.2	1FMXT04.2HG5	LEV1 LEV		D-665-20	RR	D	2TWC(2)	4	ALL	651020	
2001	4.2	1FMXT04.2JG5	LEV1 LEV		D-665-20	RR	D	2TWC(2)	4	ALL	651020	
2001	4.2	1FMXT04.2HG5	LEV1 LEV		D-665-20	UL	D	2TWC(2)	4	ALL		651513
2001	4.2	1FMXT04.2JG5	LEV1 LEV		D-665-20	UL	D	2TWC(2)	4	ALL		651513
2001	4.2	1FMXT04.2HG5	LEV1 LEV		D-665-20	UR	D	2TWC(2)	4	ALL		651512
2001	4.2	1FMXT04.2JG5	LEV1 LEV		D-665-20	UR	D	2TWC(2)	4	ALL		651512
2002	4.2	2FMXT04.23F5	LEV1 LEV		D-665-20	FL	D	2TWC(2)	4	ALL	650037	
2002	4.2	2FMXT04.2HF5	LEV1 LEV		D-665-20	FL	D	2TWC(2)	4	ALL	650012	
2002	4.2	2FMXT04.2JF5	LEV1 LEV		D-665-20	FL	D	2TWC(2)	4	ALL	650012	
2002	4.2	2FMXT04.23F5	LEV1 LEV		D-665-20	FR	D	2TWC(2)	4	ALL	650037	
2002	4.2	2FMXT04.2HF5	LEV1 LEV		D-665-20	FR	D	2TWC(2)	4	ALL	650021	
2002	4.2	2FMXT04.2JF5	LEV1 LEV		D-665-20	FR	D	2TWC(2)	4	ALL	650021	
2002	4.2	2FMXT04.23F5	LEV1 LEV		D-665-20	RL	D	2TWC(2)	4	ALL	651032	
2002	4.2	2FMXT04.2HF5	LEV1 LEV		D-665-20	RL	D	2TWC(2)	4	ALL	651011	
2002	4.2	2FMXT04.2JF5	LEV1 LEV		D-665-20	RL	D	2TWC(2)	4	ALL	651011	
2002	4.2	2FMXT04.23F5	LEV1 LEV		D-665-20	RR	D	2TWC(2)	4	ALL	651032	
2002	4.2	2FMXT04.2HF5	LEV1 LEV		D-665-20	RR	D	2TWC(2)	4	ALL	651020	
2002	4.2	2FMXT04.2JF5	LEV1 LEV		D-665-20	RR	D	2TWC(2)	4	ALL	651020	
2002	4.2	2FMXT04.23F5	LEV1 LEV		D-665-20	U	D	2TWC(2)	4	ALL		651669
2002	4.2	2FMXT04.2HF5	LEV1 LEV		D-665-20	UL	D	2TWC(2)	4	ALL		651513
2002	4.2	2FMXT04.2JF5	LEV1 LEV		D-665-20	UL	D	2TWC(2)	4	ALL		651513
2002	4.2	2FMXT04.2HF5	LEV1 LEV		D-665-20	UR	D	2TWC(2)	4	ALL		651512
2002	4.2	2FMXT04.2JF5	LEV1 LEV		D-665-20	UR	D	2TWC(2)	4	ALL		651512
1997	4.6	VFM4.6J8G1EK	TIER1		D-665-20	FL	D	2TWC(2)	4	ALL	650013	
1997	4.6	VFM4.6J8G1EK	TIER1		D-665-20	FR	D	2TWC(2)	4	ALL	650013	650506
1997	4.6	VFM4.6J8G1EK	TIER1		D-665-20	RL	D	2TWC(2)	4	ALL	651012	
1997	4.6	VFM4.6J8G1EK	TIER1		D-665-20	RR	D	2TWC(2)	4	ALL	651012	
1997	4.6	VFM4.6J8G1EK	TIER1		D-665-20	UL	D	2TWC(2)	4	ALL		651544
1999	4.6	XFMXA04.6JBC	TIER1		D-665-20	FL	D	2TWC(2)	4	ALL	650013	
1999	4.6	XFMXA04.6JBC	TIER1		D-665-20	FR	D	2TWC(2)	4	ALL	650013	650506
1999	4.6	XFMXA04.6JBC	TIER1		D-665-20	RL	D	2TWC(2)	4	ALL	651012	
1999	4.6	XFMXA04.6JBC	TIER1		D-665-20	RR	D	2TWC(2)	4	ALL	651012	
1999	4.6	XFMXA04.6JBC	TIER1		D-665-20	UL	D	2TWC(2)	4	ALL		651544
2000	4.6	YFMXA04.66FF	LEV1 LEV		D-665-20	FL	D	2TWC(2)	4	ALL	650005	
2000	4.6	YFMXT04.66FF	LEV1 LEV		D-665-11	FL	D	2TWC(2)	4	2WD	830505	
2000	4.6	YFMXA04.66FF	LEV1 LEV		D-665-20	FR	D	2TWC(2)	4	ALL	650005	

OBDII

Year	Liters	Engine Family	Certification Std.	Comments	Executive Order	Location	Exhaust Type	Converter Type	# Converters	Drive Type	Universal #	Direct Fit #
------	--------	---------------	--------------------	----------	-----------------	----------	--------------	----------------	--------------	------------	-------------	--------------

FORD

E-150 ECONOLINE CLUB WAGON (Continued)

2000	4.6	YFMXT04.66FF	LEV1 LEV		D-665-11	FR D	2TWC(2)	4	2WD	830505		
2000	4.6	YFMXA04.66FF	LEV1 LEV		D-665-20	RL D	2TWC(2)	4	ALL	651005		
2000	4.6	YFMXT04.66FF	LEV1 LEV		D-665-11	RL D	2TWC(2)	4	2WD	830604		
2000	4.6	YFMXA04.66FF	LEV1 LEV		D-665-20	RR D	2TWC(2)	4	ALL	651005		
2000	4.6	YFMXT04.66FF	LEV1 LEV		D-665-11	RR D	2TWC(2)	4	2WD	830604		
2000	4.6	YFMXA04.66FF	LEV1 LEV		D-665-20	UL D	2TWC(2)	4	ALL		651538	
2000	4.6	YFMXA04.66FF	LEV1 LEV		D-665-20	UR D	2TWC(2)	4	ALL		651539	
2001	4.6	1FMXT04.6JF5	LEV1 LEV		D-665-20	FL D	2TWC(2)	4	ALL	650005		
2001	4.6	1FMXT04.6JF5	LEV1 LEV		D-665-20	FR D	2TWC(2)	4	ALL	650005		
2001	4.6	1FMXT04.6JF5	LEV1 LEV		D-665-20	RL D	2TWC(2)	4	ALL	651005		
2001	4.6	1FMXT04.6JF5	LEV1 LEV		D-665-20	RR D	2TWC(2)	4	ALL	651005		
2001	4.6	1FMXT04.6JF5	LEV1 LEV		D-665-20	UL D	2TWC(2)	4	ALL		651538	
2001	4.6	1FMXT04.6JF5	LEV1 LEV		D-665-20	UR D	2TWC(2)	4	ALL		651539	
2002	4.6	2FMXT05.4RF9	LEV1 LEV		D-665-20	FL D	2TWC(2)	4	ALL	650005		
2002	4.6	2FMXT05.4RF9	LEV1 LEV		D-665-20	FR D	2TWC(2)	4	ALL	650005		
2002	4.6	2FMXT05.4RF9	LEV1 LEV		D-665-20	RL D	2TWC(2)	4	ALL	651005		
2002	4.6	2FMXT05.4RF9	LEV1 LEV		D-665-20	RR D	2TWC(2)	4	ALL	651005		
2002	4.6	2FMXT05.4RF9	LEV1 LEV		D-665-20	UL D	2TWC(2)	4	ALL		651538	
2002	4.6	2FMXT05.4RF9	LEV1 LEV		D-665-20	UR D	2TWC(2)	4	ALL		651539	
1997	5.4	VFM5.4J8G1EK	TIER1		D-665-18	U S	TWC	1	ALL	640021		
1998	5.4	WFMXA05.4JBP	TIER1		D-665-18	U S	TWC	1	ALL	640021		
1999	5.4	XFMXA05.4JBN	TIER1		D-665-6	U S	TWC	1	2WD	865012		
2000	5.4	YFMXA05.4RF7	LEV1 LEV		D-665-20	FL DS	2TWC,TWC	3	ALL	650037		
2000	5.4	YFMXA05.4RF7	LEV1 LEV		D-665-20	FR DS	2TWC,TWC	3	ALL	650037		
2000	5.4	YFMXA05.4RF7	LEV1 LEV		D-665-20	R DS	2TWC,TWC	3	ALL	651038		
2000	5.4	YFMXA05.4RF7	LEV1 LEV		D-665-20	U DS	2TWC,TWC	3	ALL		651673	
2001	5.4	1FMXT05.4RF7	LEV1 LEV		D-665-20	FL DS	2TWC,TWC	3	ALL	650037		
2001	5.4	1FMXT05.4RF7	LEV1 LEV		D-665-20	FR DS	2TWC,TWC	3	ALL	650037		
2001	5.4	1FMXT05.4RF7	LEV1 LEV		D-665-20	R DS	2TWC,TWC	3	ALL	651038		
2001	5.4	1FMXT05.4RF7	LEV1 LEV		D-665-20	U DS	2TWC,TWC	3	ALL		651673	
2002	5.4	2FMXT05.4RF9	LEV1 LEV		D-665-20	FL D	2TWC(2)	4	ALL	650037		
2002	5.4	2FMXT05.4RF9	LEV1 LEV		D-665-20	FR D	2TWC(2)	4	ALL	650037		
2002	5.4	2FMXT05.4RF9	LEV1 LEV		D-665-20	RL D	2TWC(2)	4	ALL	651038		
2002	5.4	2FMXT05.4RF9	LEV1 LEV		D-665-20	RR D	2TWC(2)	4	ALL	651038		
2002	5.4	2FMXT05.4RF9	LEV1 LEV		D-665-20	U D	2TWC(2)	4	ALL		651673	

E-250

2003	4.2	3FMXT04.2JF5	LEV1 LEV		D-665-20	FL D	2TWC(2)	4	ALL	650012		
2003	4.2	3FMXT04.2JF5	LEV1 LEV		D-665-20	FR D	2TWC(2)	4	ALL	650021		
2003	4.2	3FMXT04.2JF5	LEV1 LEV		D-665-20	RL D	2TWC(2)	4	ALL	651011		
2003	4.2	3FMXT04.2JF5	LEV1 LEV		D-665-20	RR D	2TWC(2)	4	ALL	651020		
2003	4.2	3FMXT04.2JF5	LEV1 LEV		D-665-20	UL D	2TWC(2)	4	ALL		651513	
2003	4.2	3FMXT04.2JF5	LEV1 LEV		D-665-20	UR D	2TWC(2)	4	ALL		651512	

E-250 ECONOLINE

1997	4.2	VFM4.2J8G1EK	TIER1		D-665-20	FL D	2TWC(2)	4	ALL	650011		
1997	4.2	VFM4.2J8G1EK	TIER1		D-665-20	FR D	2TWC(2)	4	ALL	650010		
1997	4.2	VFM4.2J8G1EK	TIER1		D-665-20	RL D	2TWC(2)	4	ALL	651010		
1997	4.2	VFM4.2J8G1EK	TIER1		D-665-20	RR D	2TWC(2)	4	ALL	651009		
1997	4.2	VFM4.2J8G1EK	TIER1		D-665-20	UL D	2TWC(2)	4	ALL		651516	
1997	4.2	VFM4.2J8G1EK	TIER1		D-665-20	UR D	2TWC(2)	4	ALL		651517	

Year	Liters	Engine Family	Certification Std.	Comments	Executive Order	Location	Exhaust Type	Converter Type	# Converters	Drive Type	Universal #	Direct Fit #
------	--------	---------------	--------------------	----------	-----------------	----------	--------------	----------------	--------------	------------	-------------	--------------

FORD

E-250 ECONOLINE (Continued)

1998	4.2	WFMXA04.2ABA	TIER1		D-665-20	FL	D	2TWC(2)	4	ALL	650011	
1998	4.2	WFMXA04.2ABA	TIER1		D-665-20	FR	D	2TWC(2)	4	ALL	650010	
1998	4.2	WFMXA04.2ABA	TIER1		D-665-20	RL	D	2TWC(2)	4	ALL	651010	
1998	4.2	WFMXA04.2ABA	TIER1		D-665-20	RR	D	2TWC(2)	4	ALL	651009	
1998	4.2	WFMXA04.2ABA	TIER1		D-665-20	UL	D	2TWC(2)	4	ALL		651516
1998	4.2	WFMXA04.2ABA	TIER1		D-665-20	UR	D	2TWC(2)	4	ALL		651517
1999	4.2	XFMXA04.2JGC	LEV1 LEV		D-665-20	FL	D	2TWC(2)	4	ALL	650012	
1999	4.2	XFMXA04.2JGC	LEV1 LEV		D-665-20	FR	D	2TWC(2)	4	ALL	650021	
1999	4.2	XFMXA04.2JGC	LEV1 LEV		D-665-20	RL	D	2TWC(2)	4	ALL	651020	
1999	4.2	XFMXA04.2JGC	LEV1 LEV		D-665-20	RR	D	2TWC(2)	4	ALL	651020	651512
1999	4.2	XFMXA04.2JGC	LEV1 LEV		D-665-20	UL	D	2TWC(2)	4	ALL		651513
1999	4.2	XFMXA04.2JGC	LEV1 LEV		D-665-20	UR	D	2TWC(2)	4	ALL		651512
2000	4.2	YEMXA04.2JGC	LEV1 LEV		D-665-20	FL	D	2TWC(2)	4	ALL	650012	
2000	4.2	YFMXA04.2JGC	LEV1 LEV		D-665-20	FL	D	2TWC(2)	4	ALL	650012	
2000	4.2	YFMXT04.2JGC	LEV1 LEV		D-665-20	FL	D	2TWC(2)	4	ALL	650037	
2000	4.2	YEMXA04.2JGC	LEV1 LEV		D-665-20	FR	D	2TWC(2)	4	ALL	650021	
2000	4.2	YFMXA04.2JGC	LEV1 LEV		D-665-20	FR	D	2TWC(2)	4	ALL	650021	
2000	4.2	YFMXT04.2JGC	LEV1 LEV		D-665-20	FR	D	2TWC(2)	4	ALL	650045	
2000	4.2	YEMXA04.2JGC	LEV1 LEV		D-665-20	RL	D	2TWC(2)	4	ALL	651011	
2000	4.2	YFMXA04.2JGC	LEV1 LEV		D-665-20	RL	D	2TWC(2)	4	ALL	651011	
2000	4.2	YFMXT04.2JGC	LEV1 LEV		D-665-20	RL	D	2TWC(2)	4	ALL	651038	
2000	4.2	YEMXA04.2JGC	LEV1 LEV		D-665-20	RR	D	2TWC(2)	4	ALL	651020	
2000	4.2	YFMXA04.2JGC	LEV1 LEV		D-665-20	RR	D	2TWC(2)	4	ALL	651020	
2000	4.2	YFMXT04.2JGC	LEV1 LEV		D-665-20	RR	D	2TWC(2)	4	ALL	651038	
2000	4.2	YFMXT04.2JGC	LEV1 LEV		D-665-20	U	D	2TWC(2)	4	ALL		651673
2000	4.2	YEMXA04.2JGC	LEV1 LEV		D-665-20	UL	D	2TWC(2)	4	ALL		651513
2000	4.2	YFMXA04.2JGC	LEV1 LEV		D-665-20	UL	D	2TWC(2)	4	ALL		651513
2000	4.2	YFMXT04.2JGC	LEV1 LEV		D-665-11	UL	D	2TWC(2)	4	2WD		830668
2000	4.2	YEMXA04.2JGC	LEV1 LEV		D-665-20	UR	D	2TWC(2)	4	ALL		651512
2000	4.2	YFMXA04.2JGC	LEV1 LEV		D-665-20	UR	D	2TWC(2)	4	ALL		651512
2000	4.2	YFMXT04.2JGC	LEV1 LEV		D-665-11	UR	D	2TWC(2)	4	2WD		830669
2001	4.2	1FMXT04.2JG5	LEV1 LEV		D-665-20	FL	D	2TWC(2)	4	ALL	650012	
2001	4.2	1FMXT04.2JG5	LEV1 LEV		D-665-20	FR	D	2TWC(2)	4	ALL	650021	
2001	4.2	1FMXT04.2JG5	LEV1 LEV		D-665-20	RL	D	2TWC(2)	4	ALL	651011	
2001	4.2	1FMXT04.2JG5	LEV1 LEV		D-665-20	RR	D	2TWC(2)	4	ALL	651020	
2001	4.2	1FMXT04.2JG5	LEV1 LEV		D-665-20	UL	D	2TWC(2)	4	ALL		651513
2001	4.2	1FMXT04.2JG5	LEV1 LEV		D-665-20	UR	D	2TWC(2)	4	ALL		651512
2002	4.2	2FMXT04.2JF5	LEV1 LEV		D-665-20	FL	D	2TWC(2)	4	ALL	650012	
2002	4.2	2FMXT04.2JF5	LEV1 LEV		D-665-20	FR	D	2TWC(2)	4	ALL	650021	
2002	4.2	2FMXT04.2JF5	LEV1 LEV		D-665-20	RL	D	2TWC(2)	4	ALL	651011	
2002	4.2	2FMXT04.2JF5	LEV1 LEV		D-665-20	RR	D	2TWC(2)	4	ALL	651020	
2002	4.2	2FMXT04.2JF5	LEV1 LEV		D-665-20	UL	D	2TWC(2)	4	ALL		651513
2002	4.2	2FMXT04.2JF5	LEV1 LEV		D-665-20	UR	D	2TWC(2)	4	ALL		651512
1998	4.6	WFMXA04.6BAA	TIER1		D-665-11	FL	D	2TWC(2)	4	ALL	830502	
1998	4.6	WFMXA04.6BAA	TIER1		D-665-11	FR	D	2TWC(2)	4	ALL	830502	
1998	4.6	WFMXA04.6BAA	TIER1		D-665-11	RL	D	2TWC(2)	4	ALL	830602	
1998	4.6	WFMXA04.6BAA	TIER1		D-665-11	RR	D	2TWC(2)	4	ALL	830602	
1998	4.6	WFMXA04.6BAA	TIER1		D-665-11	UL	D	2TWC(2)	4	ALL		830656
1998	4.6	WFMXA04.6BAA	TIER1		D-665-11	UR	D	2TWC(2)	4	ALL		830657

Year	Liters	Engine Family	Certification Std.	Comments	Executive Order	Location	Exhaust Type	Converter Type	# Converters	Drive Type	Universal #	Direct Fit #
------	--------	---------------	--------------------	----------	-----------------	----------	--------------	----------------	--------------	------------	-------------	--------------

FORD

E-250 ECONOLINE (Continued)

1999	4.6	XFMXA04.6HGC	LEV1 LEV		D-665-11	FL D	2TWC(2)	4	4WD	830505		
1999	4.6	XFMXA04.6HGC	LEV1 LEV		D-665-11	FR D	2TWC(2)	4	4WD	830505		
1999	4.6	XFMXA04.6HGC	LEV1 LEV		D-665-11	RL D	2TWC(2)	4	4WD	830602		
1999	4.6	XFMXA04.6HGC	LEV1 LEV		D-665-11	RR D	2TWC(2)	4	4WD	830602		
1999	4.6	XFMXA04.6HGC	LEV1 LEV		D-665-11	UL D	2TWC(2)	4	2WD		830670	
1999	4.6	XFMXA04.6HGC	LEV1 LEV		D-665-11	UR D	2TWC(2)	4	2WD		830671	
1996	4.9	TFM4.968GFJK	TIER1		D-665-11	F S	TWC(2)	2	ALL	830501		
1996	4.9	TFM4.968GFJK	TIER1		D-665-11	R S	TWC(2)	2	ALL	830602		
1996	4.9	TFM4.968GFJK	TIER1		D-665-20	U S	TWC	1	ALL	651035	651674	
1996	4.9	TFM4.968GFJK	TIER1		D-665-11	U S	TWC(2)	2	ALL		830652	
1997	5.4	VFM5.4J8G1EK	TIER1		D-665-6	U S	TWC	1	2WD	865012	865516	
1998	5.4	WG9XA05.4JGN	LEV1 LEV		D-665-20	FL D	2TWC(2)	4	ALL	650037		
1998	5.4	WG9XA05.4JGN	LEV1 LEV		D-665-20	FR D	2TWC(2)	4	ALL	650037		
1998	5.4	WG9XA05.4JGN	LEV1 LEV		D-665-20	RL D	2TWC(2)	4	ALL	651035		
1998	5.4	WG9XA05.4JGN	LEV1 LEV		D-665-20	RR D	2TWC(2)	4	ALL	651035		
1998	5.4	WG9XA05.4JGN	LEV1 LEV		D-665-20	U D	2TWC(2)	4	ALL		651671	
1998	5.4	WFMXA05.4JBP	TIER1		D-665-6	U S	TWC	1	2WD	865012	865516	
1999	5.4	XFMXA05.4JBN	TIER1		D-665-6	U S	TWC	1	2WD	865012	865516	
2000	5.4	YEMXA05.4RF7	LEV1 LEV		D-665-20	FL DS	2TWC,TWC	3	ALL	650037		
2000	5.4	YFMXA05.4RF7	LEV1 LEV		D-665-20	FL DS	2TWC,TWC	3	ALL	650037		
2000	5.4	YFMXT05.4RF7	LEV1 LEV		D-665-20	FL DS	2TWC,TWC	3	ALL	650037		
2000	5.4	YEMXA05.4RF7	LEV1 LEV		D-665-20	FR DS	2TWC,TWC	3	ALL	650037		
2000	5.4	YFMXA05.4RF7	LEV1 LEV		D-665-20	FR DS	2TWC,TWC	3	ALL	650037		
2000	5.4	YFMXT05.4RF7	LEV1 LEV		D-665-20	FR DS	2TWC,TWC	3	ALL	650037		
2000	5.4	YEMXA05.4RF7	LEV1 LEV		D-665-20	R DS	2TWC,TWC	3	ALL	651035		
2000	5.4	YFMXA05.4RF7	LEV1 LEV		D-665-20	R DS	2TWC,TWC	3	ALL	651035		
2000	5.4	YFMXT05.4RF7	LEV1 LEV		D-665-20	R DS	2TWC,TWC	3	ALL	651036		
2000	5.4	YEMXA05.4RF7	LEV1 LEV		D-665-20	U DS	2TWC,TWC	3	ALL		651671	
2000	5.4	YFMXA05.4RF7	LEV1 LEV		D-665-20	U DS	2TWC,TWC	3	ALL		651671	
2000	5.4	YFMXT05.4RF7	LEV1 LEV		D-665-20	U DS	2TWC,TWC	3	ALL		651672	
2001	5.4	1FMXT05.4RF7	LEV1 LEV		D-665-20	FL DS	2TWC,TWC	3	ALL	650037		
2001	5.4	1FMXT05.4RF7	LEV1 LEV		D-665-20	FR DS	2TWC,TWC	3	ALL	650037		
2001	5.4	1FMXT05.4RF7	LEV1 LEV		D-665-20	R DS	2TWC,TWC	3	ALL	651035		
2001	5.4	1FMXT05.4RF7	LEV1 LEV		D-665-20	U DS	2TWC,TWC	3	ALL		651671	
2002	5.4	2FMXT05.4RF9	LEV1 LEV		D-665-20	FL D	2TWC(2)	4	ALL	650037		
2002	5.4	2FMXT05.4RF9	LEV1 LEV		D-665-20	FR D	2TWC(2)	4	ALL	650037		
2002	5.4	2FMXT05.4RF9	LEV1 LEV		D-665-20	RL D	2TWC(2)	4	ALL	651035		
2002	5.4	2FMXT05.4RF9	LEV1 LEV		D-665-20	RR D	2TWC(2)	4	ALL	651035		
2002	5.4	2FMXT05.4RF9	LEV1 LEV		D-665-20	U D	2TWC(2)	4	ALL		651671	
1996	5.8	TFM5.8J8G1EK	TIER1		D-665-11	F S	TWC(2)	2	2WD	830501		
1996	5.8	TFM5.8J8G1EK	TIER1		D-665-11	R S	TWC(2)	2	2WD	830601		
1996	5.8	TFM5.8J8G1EK	TIER1		D-665-20	U S	TWC	1	ALL	651016	651534	
1997	5.8	VFM5.8J8G1EK	TIER1		D-665-11	F S	TWC(2)	2	2WD	830501		
1997	5.8	VFM5.8J8G1EK	TIER1		D-665-11	R S	TWC(2)	2	2WD	830601		
1997	5.8	VFM5.8J8G1EK	TIER1		D-665-11	UR S	TWC(2)	2	ALL		830667	

E-350

2003	6.8	3FMXA06.8JFN	LEV1 LEV		D-665-20	FL DS	2TWC,TWC	3	ALL	650024		
2003	6.8	3FMXA06.8JFN	LEV1 LEV		D-665-20	FR DS	2TWC,TWC	3	ALL	650024		
2003	6.8	3FMXA06.8JFN	LEV1 LEV		D-665-20	R DS	2TWC,TWC	3	ALL	651023		

Year	Liters	Engine Family	Certification Std.	Comments	Executive Order	Location	Exhaust Type	Converter Type	# Converters	Drive Type	Universal #	Direct Fit #
------	--------	---------------	--------------------	----------	-----------------	----------	--------------	----------------	--------------	------------	-------------	--------------

FORD

E-350 (Continued)

2003	6.8	3FMXA06.8JFN	LEV1 LEV		D-665-20	U DS	2TWC,TWC		3 ALL		651659	
------	-----	--------------	----------	--	----------	------	----------	--	-------	--	--------	--

E-350 CLUB WAGON

2005	5.4	5FMXK05.4TF5	LEV1 LEV		D-665-20	FL D	2TWC(2)		4 ALL	650037		
2005	5.4	5FMXK05.4TF5	LEV1 LEV		D-665-20	FR D	2TWC(2)		4 ALL	650037		
2005	5.4	5FMXK05.4TF5	LEV1 LEV		D-665-20	RL D	2TWC(2)		4 ALL	651035		
2005	5.4	5FMXK05.4TF5	LEV1 LEV		D-665-20	RR D	2TWC(2)		4 ALL	651035		
2005	5.4	5FMXK05.4TF5	LEV1 LEV		D-665-20	U D	2TWC(2)		4 ALL		651671	
2003	6.8	3FMXA06.8JFN	LEV1 LEV		D-665-20	FL DS	2TWC,TWC		3 ALL	650037		
2003	6.8	3FMXA06.8JFN	LEV1 LEV		D-665-20	FR DS	2TWC,TWC		3 ALL	650037		
2003	6.8	3FMXA06.8JFN	LEV1 LEV		D-665-20	R DS	2TWC,TWC		3 ALL	651035		
2003	6.8	3FMXA06.8JFN	LEV1 LEV		D-665-20	U DS	2TWC,TWC		3 ALL		651671	

E-350 ECONOLINE

1997	4.2	VFM4.2H8G1EK	TIER1		D-665-11	RL D	2TWC(2)		4 2WD	830603		
1997	4.2	VFM4.2H8G1EK	TIER1		D-665-11	RR D	2TWC(2)		4 2WD	830603		
1996	4.9	TFM4.968GFJK	TIER1		D-665-11	F S	TWC(2)		2 ALL	830501		
1996	4.9	TFM4.968GFJK	TIER1		D-665-11	R S	TWC(2)		2 ALL	830602		
1996	4.9	TFM4.968GFJK	TIER1		D-665-20	U S	TWC		1 ALL	651015	651529	
1996	4.9	TFM4.968GFJK	TIER1		D-665-11	U S	TWC(2)		2 ALL		830652	
1997	5.4	VFM5.4J8G1EK	TIER1		D-665-6	U S	TWC		1 2WD	865012	865515	
1998	5.4	WG9XA05.4JGN	LEV1 LEV		D-665-20	FL D	2TWC(2)		4 ALL	650037		
1998	5.4	WG9XA05.4JGN	LEV1 LEV		D-665-20	FR D	2TWC(2)		4 ALL	650037		
1998	5.4	WG9XA05.4JGN	LEV1 LEV		D-665-20	RL D	2TWC(2)		4 ALL	651035		
1998	5.4	WG9XA05.4JGN	LEV1 LEV		D-665-20	RR D	2TWC(2)		4 ALL	651035		
1998	5.4	WG9XA05.4JGN	LEV1 LEV		D-665-20	U D	2TWC(2)		4 ALL		651671	
1998	5.4	WFMXA05.4JBP	TIER1		D-665-6	U S	TWC		1 2WD	865012	865515	
1999	5.4	XFMXA05.4JBN	TIER1		D-665-6	U S	TWC		1 2WD	865012	865515	
2000	5.4	YEMXA05.4RF7	LEV1 LEV		D-665-20	FL DS	2TWC,TWC		3 ALL	650037		
2000	5.4	YFMXA05.4RF7	LEV1 LEV		D-665-20	FL DS	2TWC,TWC		3 ALL	650037		
2000	5.4	YFMXT05.4RF7	LEV1 LEV		D-665-20	FL DS	2TWC,TWC		3 ALL	650037		
2000	5.4	YEMXA05.4RF7	LEV1 LEV		D-665-20	FR DS	2TWC,TWC		3 ALL	650042		
2000	5.4	YFMXA05.4RF7	LEV1 LEV		D-665-20	FR DS	2TWC,TWC		3 ALL	650037		
2000	5.4	YFMXT05.4RF7	LEV1 LEV		D-665-20	FR DS	2TWC,TWC		3 ALL	650037		
2000	5.4	YEMXA05.4RF7	LEV1 LEV		D-665-20	R DS	2TWC,TWC		3 ALL	651035		
2000	5.4	YFMXA05.4RF7	LEV1 LEV		D-665-20	R DS	2TWC,TWC		3 ALL	651035		
2000	5.4	YFMXT05.4RF7	LEV1 LEV		D-665-20	R DS	2TWC,TWC		3 ALL	651036		
2000	5.4	YEMXA05.4RF7	LEV1 LEV		D-665-20	U DS	2TWC,TWC		3 ALL		651671	
2000	5.4	YFMXA05.4RF7	LEV1 LEV		D-665-20	U DS	2TWC,TWC		3 ALL		651671	
2000	5.4	YFMXT05.4RF7	LEV1 LEV		D-665-20	U DS	2TWC,TWC		3 ALL		651672	
2001	5.4	1FMXT05.4RF7	LEV1 LEV		D-665-20	FL DS	2TWC,TWC		3 ALL	650037		
2001	5.4	1FMXT05.4RF7	LEV1 LEV		D-665-20	FR DS	2TWC,TWC		3 ALL	650037		
2001	5.4	1FMXT05.4RF7	LEV1 LEV		D-665-20	R DS	2TWC,TWC		3 ALL	651035		
2001	5.4	1FMXT05.4RF7	LEV1 LEV		D-665-20	U DS	2TWC,TWC		3 ALL		651671	
2002	5.4	2FMXT05.4RF9	LEV1 LEV		D-665-20	FL D	2TWC(2)		4 ALL	650037		
2002	5.4	2FMXT05.4RF9	LEV1 LEV		D-665-20	FR D	2TWC(2)		4 ALL	650037		
2002	5.4	2FMXT05.4RF9	LEV1 LEV		D-665-20	RL D	2TWC(2)		4 ALL	651035		
2002	5.4	2FMXT05.4RF9	LEV1 LEV		D-665-20	RR D	2TWC(2)		4 ALL	651035		
2002	5.4	2FMXT05.4RF9	LEV1 LEV		D-665-20	U D	2TWC(2)		4 ALL		651671	
1996	5.8	TFM5.8J8G1EK	TIER1		D-665-11	F S	TWC(2)		2 2WD	830501		
1996	5.8	TFM5.8J8G1EK	TIER1		D-665-11	R S	TWC(2)		2 2WD	830601		

OBDII

Year	Liters	Engine Family	Certification Std.	Comments	Executive Order	Location	Exhaust Type	Converter Type	# Converters	Drive Type	Universal #	Direct Fit #
------	--------	---------------	--------------------	----------	-----------------	----------	--------------	----------------	--------------	------------	-------------	--------------

FORD

E-350 ECONOLINE (Continued)

1996	5.8	TFM5.8J8G1EK	TIER1		D-665-20	U	S	TWC	1	ALL	651016	651534
1997	6.8	VFM6.8J8G1EK	TIER1		D-665-6	U	S	TWC	1	2WD	865012	865515
1999	6.8	XFMXA06.8JBC	TIER1		D-665-6	U	S	TWC	1	2WD	865012	865515
2000	6.8	YFMXA06.8JGC	LEV1 LEV		D-665-20	FL	DS	2TWC,TWC	3	ALL	650037	
2000	6.8	YFMXA06.8JGC	LEV1 LEV		D-665-20	FR	DS	2TWC,TWC	3	ALL	650037	
2000	6.8	YFMXA06.8JGC	LEV1 LEV		D-665-20	R	DS	2TWC,TWC	3	ALL	651035	
2000	6.8	YFMXA06.8JGC	LEV1 LEV		D-665-20	U	DS	2TWC,TWC	3	ALL		651671
2001	6.8	1FMXA06.8JFC	LEV1 LEV		D-665-20	FL	DS	2TWC,TWC	3	ALL	650037	
2001	6.8	1FMXA06.8JFC	LEV1 LEV		D-665-20	FR	DS	2TWC,TWC	3	ALL	650037	
2001	6.8	1FMXA06.8JFC	LEV1 LEV		D-665-20	R	DS	2TWC,TWC	3	ALL	651035	
2001	6.8	1FMXA06.8JFC	LEV1 LEV		D-665-20	U	DS	2TWC,TWC	3	ALL		651671
2002	6.8	2FMXA06.8JFN	LEV1 LEV		D-665-20	FL	DS	2TWC,TWC	3	ALL	650037	
2002	6.8	2FMXA06.8JFN	LEV1 LEV		D-665-20	FR	DS	2TWC,TWC	3	ALL	650037	
2002	6.8	2FMXA06.8JFN	LEV1 LEV		D-665-20	R	DS	2TWC,TWC	3	ALL	651035	
2002	6.8	2FMXA06.8JFN	LEV1 LEV		D-665-20	U	DS	2TWC,TWC	3	ALL		651671
1996	7.5	TFM7.5J8G1CK	TIER1		D-665-6	U	S	TWC	1	2WD	865012	865514

E-350 ECONOLINE CLUB WAGON

1997	5.4	VFM5.4J8G1EK	TIER1		D-665-18	U	S	TWC	1	ALL	640021	
1998	5.4	WFMXA05.4JBP	TIER1		D-665-18	U	S	TWC	1	ALL	640021	
1999	5.4	XFMXA05.4JBN	TIER1		D-665-18	U	S	TWC	1	ALL	640021	
2000	5.4	YEMXA05.4RF7	LEV1 LEV		D-665-20	FL	DS	2TWC,TWC	3	ALL	650037	
2000	5.4	YFMXA05.4RF7	LEV1 LEV		D-665-20	FL	DS	2TWC,TWC	3	ALL	650037	
2000	5.4	YEMXA05.4RF7	LEV1 LEV		D-665-20	FR	DS	2TWC,TWC	3	ALL	650037	
2000	5.4	YFMXA05.4RF7	LEV1 LEV		D-665-20	FR	DS	2TWC,TWC	3	ALL	650037	
2000	5.4	YEMXA05.4RF7	LEV1 LEV		D-665-20	R	DS	2TWC,TWC	3	ALL	651035	
2000	5.4	YFMXA05.4RF7	LEV1 LEV		D-665-20	R	DS	2TWC,TWC	3	ALL	651035	
2000	5.4	YEMXA05.4RF7	LEV1 LEV		D-665-20	U	DS	2TWC,TWC	3	ALL		651671
2000	5.4	YFMXA05.4RF7	LEV1 LEV		D-665-20	U	DS	2TWC,TWC	3	ALL		651671
2001	5.4	1FMXT05.4RF7	LEV1 LEV		D-665-20	FL	DS	2TWC,TWC	3	ALL	650037	
2001	5.4	1FMXT05.4RF7	LEV1 LEV		D-665-20	FR	DS	2TWC,TWC	3	ALL	650037	
2001	5.4	1FMXT05.4RF7	LEV1 LEV		D-665-20	R	DS	2TWC,TWC	3	ALL	651035	
2001	5.4	1FMXT05.4RF7	LEV1 LEV		D-665-20	U	DS	2TWC,TWC	3	ALL		651671
2002	5.4	2FMXT05.4RF9	LEV1 LEV		D-665-20	FL	D	2TWC(2)	4	ALL	650037	
2002	5.4	2FMXT05.4RF9	LEV1 LEV		D-665-20	FR	D	2TWC(2)	4	ALL	650037	
2002	5.4	2FMXT05.4RF9	LEV1 LEV		D-665-20	RL	D	2TWC(2)	4	ALL	651035	
2002	5.4	2FMXT05.4RF9	LEV1 LEV		D-665-20	RR	D	2TWC(2)	4	ALL	651035	
2002	5.4	2FMXT05.4RF9	LEV1 LEV		D-665-20	U	D	2TWC(2)	4	ALL		651671
1997	6.8	VFM6.8J8G1EK	TIER1		D-665-18	U	S	TWC	1	ALL	640021	
1999	6.8	XFMXA06.8JBC	TIER1		D-665-18	U	S	TWC	1	ALL	640021	
2000	6.8	YFMXA06.8JGC	LEV1 LEV		D-665-20	FL	DS	2TWC,TWC	3	ALL	650037	
2000	6.8	YFMXA06.8JGC	LEV1 LEV		D-665-20	FR	DS	2TWC,TWC	3	ALL	650037	
2000	6.8	YFMXA06.8JGC	LEV1 LEV		D-665-20	R	DS	2TWC,TWC	3	ALL	651035	
2000	6.8	YFMXA06.8JGC	LEV1 LEV		D-665-20	U	DS	2TWC,TWC	3	ALL		651671
2001	6.8	1FMXA06.8JFC	LEV1 LEV		D-665-20	FL	DS	2TWC,TWC	3	ALL	650037	
2001	6.8	1FMXA06.8JFC	LEV1 LEV		D-665-20	FR	DS	2TWC,TWC	3	ALL	650037	
2001	6.8	1FMXA06.8JFC	LEV1 LEV		D-665-20	R	DS	2TWC,TWC	3	ALL	651035	
2001	6.8	1FMXA06.8JFC	LEV1 LEV		D-665-20	U	DS	2TWC,TWC	3	ALL		651671
2002	6.8	2FMXA06.8JFN	LEV1 LEV		D-665-20	FL	DS	2TWC,TWC	3	ALL	650037	
2002	6.8	2FMXA06.8JFN	LEV1 LEV		D-665-20	FR	DS	2TWC,TWC	3	ALL	650037	

OBDII

Year	Liters	Engine Family	Certification Std.	Comments	Executive Order	Location	Exhaust Type	Converter Type	# Converters	Drive Type	Universal #	Direct Fit #
------	--------	---------------	--------------------	----------	-----------------	----------	--------------	----------------	--------------	------------	-------------	--------------

FORD

E-350 ECONOLINE CLUB WAGON (Continued)

2002	6.8	2FMXA06.8JFN	LEV1 LEV		D-665-20	R	DS	2TWC,TWC	3	ALL	651035	
2002	6.8	2FMXA06.8JFN	LEV1 LEV		D-665-20	U	DS	2TWC,TWC	3	ALL		651671
1996	7.5	TFM7.5J8G1CK	TIER1		D-665-18	U	S	TWC	1	ALL	640021	

E-350 SUPER DUTY

2006	5.4	6FMXK05.4TF5	LEV1 LEV		D-665-20	F	DS	2TWC,TWC	3	ALL		650532
2006	5.4	6FMXK05.4TF5	LEV1 LEV		D-665-20	FL	DS	2TWC,TWC	3	ALL	650025	
2006	5.4	6FMXK05.4TF5	LEV1 LEV		D-665-20	FR	DS	2TWC,TWC	3	ALL	650006	
2006	5.4	6FMXK05.4TF5	LEV1 LEV		D-665-20	R	DS	2TWC,TWC	3	ALL	651024	

ECONOLINE SUPER DUTY

1997	5.4	VFM5.4J8G1EK	TIER1		D-665-18	U	S	TWC	1	ALL	640021	
1998	5.4	WFMXA05.4JBP	TIER1		D-665-18	U	S	TWC	1	ALL	640021	
1997	6.8	VFM6.8J8G1EK	TIER1		D-665-18	U	S	TWC	1	ALL	640021	
1999	6.8	XFMXA06.8JBC	TIER1		D-665-18	U	S	TWC	1	ALL	640021	
1996	7.5	TFM7.5J8G1CK	TIER1		D-665-18	U	S	TWC	1	ALL	640021	

ESCAPE

2005	2.3	5FMXT02.31EA	LEV2 LEV		D-665-15	U	S	TWC(2)	2	2WD	868046	
2006	2.3	6FMXT02.31EA	LEV2 LEV		D-665-15	U	S	TWC(2)	2	2WD	868046	
2001	3.0	1FMXT03.01F6	LEV1 LEV	RADIATOR SIDE MANI-FOLD UNIT	D-665-15	FL	DS	2TWC,TWC	3	2WD		867501
2001	3.0	1FMXT03.01F6	LEV1 LEV	Firewall Side Manifold Unit	D-665-15	FR	DS	2TWC,TWC	3	2WD		867502
2001	3.0	1FMXT03.01F6	LEV1 LEV		D-665-15	U	DS	2TWC,TWC	3	2WD	868001	
2002	3.0	2FMXT03.01F6	LEV1 LEV	RADIATOR SIDE MANI-FOLD UNIT	D-665-15	FL	DS	2TWC,TWC	3	2WD		867501
2002	3.0	2FMXT03.01F7	LEV1 LEV	RADIATOR SIDE MANI-FOLD UNIT	D-665-15	FL	DS	2TWC,TWC	3	2WD		867501
2002	3.0	2FMXT03.01F6	LEV1 LEV	Firewall Side Manifold Unit	D-665-15	FR	DS	2TWC,TWC	3	2WD		867502
2002	3.0	2FMXT03.01F7	LEV1 LEV	Firewall Side Manifold Unit	D-665-15	FR	DS	2TWC,TWC	3	2WD		867502
2002	3.0	2FMXT03.01F6	LEV1 LEV		D-665-15	U	DS	2TWC,TWC	3	2WD	868001	
2002	3.0	2FMXT03.01F7	LEV1 LEV		D-665-15	U	DS	2TWC,TWC	3	2WD	868001	
2003	3.0	3FMXT03.01F7	LEV1 LEV	RADIATOR SIDE MANI-FOLD UNIT	D-665-15	FL	DS	2TWC,TWC	3	2WD		867501
2003	3.0	3FMXT03.01F7	LEV1 LEV	Firewall Side Manifold Unit	D-665-15	FR	DS	2TWC,TWC	3	2WD		867502
2003	3.0	3FMXT03.02F8	LEV1 LEV		D-665-16	R	DS	2TWC,TWC	3	4WD	830804	830875
2003	3.0	3FMXT03.01F7	LEV1 LEV		D-665-15	U	DS	2TWC,TWC	3	2WD	868001	
2004	3.0	4FMXT03.01FE	LEV1 LEV	RADIATOR SIDE MANI-FOLD UNIT	D-665-15	FL	DS	2TWC,TWC	3	2WD		867501
2004	3.0	4FMXT03.01FE	LEV1 LEV	Firewall Side Manifold Unit	D-665-15	FR	DS	2TWC,TWC	3	2WD		867502
2004	3.0	4FMXT03.01FE	LEV1 LEV		D-665-15	U	DS	2TWC,TWC	3	2WD	868001	
2005	3.0	5FMXT03.01EB	LEV2 LEV	RADIATOR SIDE MANI-FOLD UNIT	D-665-15	FL	DS	2TWC,TWC	3	2WD		867501
2005	3.0	5FMXT03.01FE	LEV1 ULEV	RADIATOR SIDE MANI-FOLD UNIT	D-665-15	FL	DS	2TWC,TWC	3	2WD		867501
2005	3.0	5FMXT03.01EB	LEV2 LEV	Firewall Side Manifold Unit	D-665-15	FR	DS	2TWC,TWC	3	2WD		867502
2005	3.0	5FMXT03.01FE	LEV1 ULEV	Firewall Side Manifold Unit	D-665-15	FR	DS	2TWC,TWC	3	2WD		867502

OBDII

Year	Liters	Engine Family	Certification Std.	Comments	Executive Order	Location	Exhaust Type	Converter Type	# Converters	Drive Type	Universal #	Direct Fit #
------	--------	---------------	--------------------	----------	-----------------	----------	--------------	----------------	--------------	------------	-------------	--------------

FORD

ESCAPE (Continued)

2005	3.0	5FMXT03.01EB	LEV2 LEV		D-665-15	U	DS	2TWC,TWC	3	2WD	868001	
2005	3.0	5FMXT03.01FE	LEV1 ULEV		D-665-15	U	DS	2TWC,TWC	3	2WD	868001	
2006	3.0	6FMXT03.01EB	LEV2 LEV	RADIATOR SIDE MANI-FOLD UNIT	D-665-15	FL	DS	2TWC,TWC	3	2WD		867501
2006	3.0	6FMXT03.01EB	LEV2 LEV	Firewall Side Manifold Unit	D-665-15	FR	DS	2TWC,TWC	3	2WD		867502
2006	3.0	6FMXT03.01EB	LEV2 LEV		D-665-15	U	DS	2TWC,TWC	3	2WD	868001	

EXCURSION

2000	5.4	YFMXA05.4JGP	LEV1 LEV		D-665-6	U	S	TWC	1	2WD	865012	865517
2001	5.4	1FMXA05.4JFC	LEV1 LEV		D-665-6	U	S	TWC	1	2WD	865012	865517
2002	5.4	2FMXA05.4JFC	LEV1 LEV		D-665-6	U	S	TWC	1	2WD	865012	865517
2003	5.4	3FMXA05.4JFC	LEV1 LEV		D-665-6	U	S	TWC	1	2WD	865012	865517
2004	5.4	4FMXT05.4SQ2	LEV1 LEV		D-665-6	U	S	TWC	1	2WD	865012	865517
2005	5.4	5FMXT05.4SQ2	LEV1 LEV		D-665-6	U	S	TWC	1	2WD	865012	865517
2000	6.8	YFMXA06.8JGN	LEV1 LEV		D-665-6	U	S	TWC	1	2WD	865012	865517
2001	6.8	1FMXA06.8JFC	LEV1 LEV		D-665-6	U	S	TWC	1	2WD	865012	865517
2002	6.8	2FMXA06.8JFC	LEV1 LEV		D-665-6	U	S	TWC	1	2WD	865012	865517
2003	6.8	3FMXA06.8JFC	LEV1 LEV		D-665-6	U	S	TWC	1	2WD	865012	865517
2004	6.8	4FMXT06.8TQ3	LEV1 LEV		D-665-6	U	S	TWC	1	2WD	865012	865517
2005	6.8	5FMXT06.8TQ3	LEV1 LEV		D-665-6	U	S	TWC	1	2WD	865012	865517

EXPEDITION

1997	4.6	VFM4.6J8G1EK	TIER1		D-665-20	FL	D	2TWC(2)	4	2WD	650014	
1997	4.6	VFM4.6J8G1EK	TIER1		D-665-20	FR	D	2TWC(2)	4	2WD	650010	
1997	4.6	VFM4.6J8G1EK	TIER1		D-665-20	RL	D	2TWC(2)	4	2WD	651013	
1997	4.6	VFM4.6J8G1EK	TIER1		D-665-20	RR	D	2TWC(2)	4	2WD	651009	
1997	4.6	VFM4.6J8G1EK	TIER1		D-665-20	UL	D	2TWC(2)	4	4WD		651522
1997	4.6	VFM4.6J8G1EK	TIER1		D-665-20	UR	D	2TWC(2)	4	4WD		651521
1998	4.6	WFMXA04.6BAA	TIER1		D-665-20	FL	D	2TWC(2)	4	ALL	650013	
1998	4.6	WFMXA04.6BAA	TIER1		D-665-20	FR	D	2TWC(2)	4	ALL	650010	
1998	4.6	WFMXA04.6BAA	TIER1		D-665-20	RL	D	2TWC(2)	4	ALL	651011	
1998	4.6	WFMXA04.6BAA	TIER1		D-665-20	RR	D	2TWC(2)	4	ALL	651011	
1998	4.6	WFMXA04.6BAA	TIER1		D-665-20	U	D	2TWC(2)	4	ALL		651673
1998	4.6	WFMXA04.6BAA	TIER1		D-665-11	UL	D	2TWC(2)	4	2WD		830658
1998	4.6	WFMXA04.6BAA	TIER1		D-665-11	UR	D	2TWC(2)	4	2WD		830659
1999	4.6	XFMXA04.6JGC	LEV1 LEV		D-665-20	FL	D	2TWC(2)	4	2WD	650037	
1999	4.6	XFMXA04.6JGC	LEV1 LEV		D-665-20	FR	D	2TWC(2)	4	2WD	650037	
1999	4.6	XFMXA04.6JGC	LEV1 LEV		D-665-20	RL	D	2TWC(2)	4	2WD	651038	
1999	4.6	XFMXA04.6JGC	LEV1 LEV		D-665-20	RR	D	2TWC(2)	4	2WD	651038	
1999	4.6	XFMXA04.6JGC	LEV1 LEV		D-665-20	UL	D	2TWC(2)	4	4WD		651542
1999	4.6	XFMXA04.6JGC	LEV1 LEV		D-665-20	UR	D	2TWC(2)	4	4WD		651543
2000	4.6	YFMXA04.66FF	LEV1 LEV		D-665-20	FL	D	2TWC(2)	4	2WD	650037	
2000	4.6	YFMXT04.66FF	LEV1 LEV		D-665-20	FL	D	2TWC(2)	4	ALL	650037	
2000	4.6	YFMXA04.66FF	LEV1 LEV		D-665-20	FR	D	2TWC(2)	4	2WD	650037	
2000	4.6	YFMXT04.66FF	LEV1 LEV		D-665-20	FR	D	2TWC(2)	4	ALL	650037	
2000	4.6	YFMXA04.66FF	LEV1 LEV		D-665-20	RL	D	2TWC(2)	4	2WD	651038	
2000	4.6	YFMXT04.66FF	LEV1 LEV		D-665-20	RL	D	2TWC(2)	4	ALL	651035	
2000	4.6	YFMXA04.66FF	LEV1 LEV		D-665-20	RR	D	2TWC(2)	4	2WD	651038	
2000	4.6	YFMXT04.66FF	LEV1 LEV		D-665-20	RR	D	2TWC(2)	4	ALL	651035	
2000	4.6	YFMXA04.66FF	LEV1 LEV		D-665-20	U	D	2TWC(2)	4	2WD		651673

OBDII

Year	Liters	Engine Family	Certification Std.	Comments	Executive Order	Location	Exhaust Type	Converter Type	# Converters	Drive Type	Universal #	Direct Fit #
------	--------	---------------	--------------------	----------	-----------------	----------	--------------	----------------	--------------	------------	-------------	--------------

FORD

EXPEDITION (Continued)

2000	4.6	YFMXT04.66FF	LEV1 LEV		D-665-20	U	D	2TWC(2)	4	ALL		651671
2000	4.6	YFMXA04.66FF	LEV1 LEV		D-665-20	UL	D	2TWC(2)	4	4WD		651542
2000	4.6	YFMXT04.66FF	LEV1 LEV		D-665-11	UL	D	2TWC(2)	4	4WD		830672
2000	4.6	YFMXA04.66FF	LEV1 LEV		D-665-20	UR	D	2TWC(2)	4	4WD		651543
2000	4.6	YFMXT04.66FF	LEV1 LEV		D-665-11	UR	D	2TWC(2)	4	4WD		830673
2001	4.6	1FMXT04.66F5	LEV1 LEV		D-665-20	FL	D	2TWC(2)	4	2WD	650013	
2001	4.6	1FMXT04.66F7	LEV1 LEV		D-665-20	FL	D	2TWC(2)	4	2WD	650013	
2001	4.6	1FMXT04.66F5	LEV1 LEV		D-665-20	FR	D	2TWC(2)	4	2WD	650013	
2001	4.6	1FMXT04.66F7	LEV1 LEV		D-665-20	FR	D	2TWC(2)	4	2WD	650013	
2001	4.6	1FMXT04.66F5	LEV1 LEV		D-665-20	RL	D	2TWC(2)	4	2WD	651012	
2001	4.6	1FMXT04.66F7	LEV1 LEV		D-665-20	RL	D	2TWC(2)	4	2WD	651012	
2001	4.6	1FMXT04.66F5	LEV1 LEV		D-665-20	RR	D	2TWC(2)	4	2WD	651021	
2001	4.6	1FMXT04.66F7	LEV1 LEV		D-665-20	RR	D	2TWC(2)	4	2WD	651021	
2001	4.6	1FMXT04.66F5	LEV1 LEV		D-665-20	UL	D	2TWC(2)	4	2WD		651536
2001	4.6	1FMXT04.66F7	LEV1 LEV		D-665-20	UL	D	2TWC(2)	4	2WD		651536
2001	4.6	1FMXT04.66F5	LEV1 LEV		D-665-20	UR	D	2TWC(2)	4	2WD		651537
2001	4.6	1FMXT04.66F7	LEV1 LEV		D-665-20	UR	D	2TWC(2)	4	2WD		651537
2002	4.6	2FMXT04.66F7	LEV1 LEV		D-665-20	FL	D	2TWC(2)	4	ALL	650037	
2002	4.6	2FMXT04.66F7	LEV1 LEV		D-665-20	FR	D	2TWC(2)	4	ALL	650037	
2002	4.6	2FMXT04.66F7	LEV1 LEV		D-665-20	RL	D	2TWC(2)	4	ALL	651038	
2002	4.6	2FMXT04.66F7	LEV1 LEV		D-665-20	RR	D	2TWC(2)	4	ALL	651038	
2002	4.6	2FMXT04.66F7	LEV1 LEV		D-665-20	U	D	2TWC(2)	4	ALL		651673
2002	4.6	2FMXT04.66F7	LEV1 LEV		D-665-11	UL	D	2TWC(2)	4	2WD		830680
2002	4.6	2FMXT04.66F7	LEV1 LEV		D-665-11	UR	D	2TWC(2)	4	2WD		830681
1997	5.4	VFM5.4J8G1FK	TIER1		D-665-20	FL	D	2TWC(2)	4	2WD	650011	
1997	5.4	VFM5.4J8G1FK	TIER1		D-665-20	FR	D	2TWC(2)	4	2WD	650022	
1997	5.4	VFM5.4J8G1FK	TIER1		D-665-20	RL	D	2TWC(2)	4	2WD	651010	
1997	5.4	VFM5.4J8G1FK	TIER1		D-665-20	RR	D	2TWC(2)	4	2WD	651021	
1997	5.4	VFM5.4J8G1FK	TIER1		D-665-20	UL	D	2TWC(2)	4	2WD		651612
1997	5.4	VFM5.4J8G1FK	TIER1		D-665-20	UR	D	2TWC(2)	4	2WD		651613
1998	5.4	WFMXA05.4JGC	LEV1 LEV		D-665-20	FL	D	2TWC(2)	4	2WD	650014	
1998	5.4	WFMXA05.4JGC	LEV1 LEV		D-665-20	FR	D	2TWC(2)	4	2WD	650010	
1998	5.4	WFMXA05.4JGC	LEV1 LEV		D-665-20	RL	D	2TWC(2)	4	2WD	651013	
1998	5.4	WFMXA05.4JGC	LEV1 LEV		D-665-20	RR	D	2TWC(2)	4	2WD	651009	
1998	5.4	WFMXA05.4JGC	LEV1 LEV		D-665-20	UL	D	2TWC(2)	4	4WD		651526
1998	5.4	WFMXA05.4JGC	LEV1 LEV		D-665-20	UR	D	2TWC(2)	4	4WD		651527
1999	5.4	XFMXA05.4JGC	LEV1 LEV		D-665-20	FL	D	2TWC(2)	4	2WD	650011	
1999	5.4	XFMXA05.4JGC	LEV1 LEV		D-665-20	FR	D	2TWC(2)	4	2WD	650022	
1999	5.4	XFMXA05.4JGC	LEV1 LEV		D-665-20	RL	D	2TWC(2)	4	2WD	651010	
1999	5.4	XFMXA05.4JGC	LEV1 LEV		D-665-20	RR	D	2TWC(2)	4	2WD	651021	
1999	5.4	XFMXA05.4JGC	LEV1 LEV		D-665-20	UL	D	2TWC(2)	4	4WD		651526
1999	5.4	XFMXA05.4JGC	LEV1 LEV		D-665-20	UR	D	2TWC(2)	4	4WD		651527
2000	5.4	YFMXA05.4RF7	LEV1 LEV		D-665-20	FL	D	2TWC(2)	4	2WD	650037	
2000	5.4	YFMXT05.4RF7	LEV1 LEV		D-665-20	FL	D	2TWC(2)	4	ALL	650037	
2000	5.4	YFMXA05.4RF7	LEV1 LEV		D-665-20	FR	D	2TWC(2)	4	2WD	650037	
2000	5.4	YFMXT05.4RF7	LEV1 LEV		D-665-20	FR	D	2TWC(2)	4	ALL	650037	
2000	5.4	YFMXA05.4RF7	LEV1 LEV		D-665-20	RL	D	2TWC(2)	4	2WD	651035	
2000	5.4	YFMXT05.4RF7	LEV1 LEV		D-665-20	RL	D	2TWC(2)	4	ALL	651035	
2000	5.4	YFMXA05.4RF7	LEV1 LEV		D-665-20	RR	D	2TWC(2)	4	2WD	651035	

Year	Liters	Engine Family	Certification Std.	Comments	Executive Order	Location	Exhaust Type	Converter Type	# Converters	Drive Type	Universal #	Direct Fit #
------	--------	---------------	--------------------	----------	-----------------	----------	--------------	----------------	--------------	------------	-------------	--------------

FORD

EXPEDITION (Continued)

2000	5.4	YFMXT05.4RF7	LEV1 LEV		D-665-20	RR D	2TWC(2)	4 ALL	651035			
2000	5.4	YFMXA05.4RF7	LEV1 LEV		D-665-20	U D	2TWC(2)	4 2WD			651671	
2000	5.4	YFMXT05.4RF7	LEV1 LEV		D-665-20	U D	2TWC(2)	4 ALL			651671	
2000	5.4	YFMXA05.4RF7	LEV1 LEV		D-665-20	UL D	2TWC(2)	4 4WD			651526	
2000	5.4	YFMXT05.4RF7	LEV1 LEV		D-665-11	UL D	2TWC(2)	4 4WD			830666	
2000	5.4	YFMXA05.4RF7	LEV1 LEV		D-665-20	UR D	2TWC(2)	4 4WD			651527	
2000	5.4	YFMXT05.4RF7	LEV1 LEV		D-665-11	UR D	2TWC(2)	4 4WD			830667	
2001	5.4	1FMXT05.4RF7	LEV1 LEV		D-665-20	FL D	2TWC(2)	4 2WD	650013			
2001	5.4	1FMXT05.4RF8	LEV1 LEV		D-665-20	FL D	2TWC(2)	4 2WD	650013			
2001	5.4	1FMXT05.4RF7	LEV1 LEV		D-665-20	FR D	2TWC(2)	4 2WD	650022			
2001	5.4	1FMXT05.4RF8	LEV1 LEV		D-665-20	FR D	2TWC(2)	4 2WD	650022			
2001	5.4	1FMXT05.4RF7	LEV1 LEV		D-665-20	RL D	2TWC(2)	4 2WD	651012			
2001	5.4	1FMXT05.4RF8	LEV1 LEV		D-665-20	RL D	2TWC(2)	4 2WD	651012			
2001	5.4	1FMXT05.4RF7	LEV1 LEV		D-665-20	RR D	2TWC(2)	4 2WD	651021			
2001	5.4	1FMXT05.4RF8	LEV1 LEV		D-665-20	RR D	2TWC(2)	4 2WD	651021			
2001	5.4	1FMXT05.4RF7	LEV1 LEV		D-665-20	UL D	2TWC(2)	4 4WD			651554	
2001	5.4	1FMXT05.4RF8	LEV1 LEV		D-665-20	UL D	2TWC(2)	4 4WD			651554	
2001	5.4	1FMXT05.4RF7	LEV1 LEV		D-665-20	UR D	2TWC(2)	4 4WD			651555	
2001	5.4	1FMXT05.4RF8	LEV1 LEV		D-665-20	UR D	2TWC(2)	4 4WD			651555	
2002	5.4	2FMXT05.4RF8	LEV1 LEV		D-665-20	FL D	2TWC(2)	4 ALL	650037			
2002	5.4	2FMXT05.4RF8	LEV1 LEV		D-665-20	FR D	2TWC(2)	4 ALL	650037			
2002	5.4	2FMXT05.4RF8	LEV1 LEV		D-665-20	RL D	2TWC(2)	4 ALL	651038			
2002	5.4	2FMXT05.4RF8	LEV1 LEV		D-665-20	RR D	2TWC(2)	4 ALL	651038			
2002	5.4	2FMXT05.4RF8	LEV1 LEV		D-665-20	U D	2TWC(2)	4 ALL			651673	
2002	5.4	2FMXT05.4RF8	LEV1 LEV		D-665-11	UL D	2TWC(2)	4 4WD			830680	
2002	5.4	2FMXT05.4RF8	LEV1 LEV		D-665-11	UR D	2TWC(2)	4 4WD			830681	

EXPLORER

1996	4.0	TFM4.028G1FK	TIER1		D-665-16	F S	TWC(2)	2 4WD	830717			
1996	4.0	TFM4.028G2FK	TLEV		D-665-16	F S	TWC(2)	2 4WD	830717			
1996	4.0	TFM4.028G1FK	TIER1		D-665-16	R S	TWC(2)	2 4WD	830821			
1996	4.0	TFM4.028G2FK	TLEV		D-665-16	R S	TWC(2)	2 4WD	830819			
1996	4.0	TFM4.028G1FK	TIER1		D-665-20	U S	TWC(2)	2 ALL			830855	
1996	4.0	TFM4.028G2FK	TLEV		D-665-20	U S	TWC(2)	2 ALL			830855	
1996	4.0	TFM4.028G1FK	TIER1	VIN X	D-665-16	U S	TWC(2)	2 4WD			830855	
1996	4.0	TFM4.028G2FK	TLEV	VIN X	D-665-16	U S	TWC(2)	2 4WD			830855	
1997	4.0	VFM4.028G2HK	TLEV		D-665-16	F D	2TWC	2 4WD	830713			
1997	4.0	VFM4.028G1FK	TIER1		D-665-16	F S	TWC(2)	2 4WD	830717			
1997	4.0	VFM4.028G2FK	TLEV		D-665-16	F S	TWC(2)	2 4WD	830717			
1997	4.0	VFM4.028G2HK	TLEV		D-665-16	R D	2TWC	2 4WD	830817			
1997	4.0	VFM4.028G1FK	TIER1		D-665-16	R S	TWC(2)	2 4WD	830821			
1997	4.0	VFM4.028G2FK	TLEV		D-665-16	R S	TWC(2)	2 4WD	830821			
1997	4.0	VFM4.028G2FK	TLEV		D-665-20	U S	TWC(2)	2 ALL			830855	
1997	4.0	VFM4.028G1FK	TIER1	VIN X	D-665-16	U S	TWC(2)	2 4WD			830855	
1997	4.0	VFM4.028G2FK	TLEV	VIN X	D-665-16	U S	TWC(2)	2 4WD			830855	
1997	4.0	VFM4.028G2HK	TLEV		D-665-18	UL D	2TWC	2 ALL	640011		830858	
1997	4.0	VFM4.028G2HK	TLEV	w/ "E" & "K" ENG CODE	D-665-16	UL D	2TWC	2 4WD	640011		830858	
1997	4.0	VFM4.028G2HK	TLEV		D-665-18	UR D	2TWC	2 ALL	640011		830857	
1997	4.0	VFM4.028G2HK	TLEV	w/ "E" & "K" ENG CODE	D-665-16	UR D	2TWC	2 4WD	640011		830857	
1998	4.0	WFMXT04.02DC	TLEV		D-665-16	F S	TWC(2)	2 4WD	830717			

OBDII

Year	Liters	Engine Family	Certification Std.	Comments	Executive Order	Location	Exhaust Type	Converter Type	# Converters	Drive Type	Universal #	Direct Fit #
------	--------	---------------	--------------------	----------	-----------------	----------	--------------	----------------	--------------	------------	-------------	--------------

FORD

EXPLORER (Continued)

1998	4.0	WFMXT04.0CAA	TIER1		D-665-16	F	S	TWC(2)	2	4WD	830717	
1998	4.0	WFMXT04.0FAA	TLEV		D-665-16	FL	D	2TWC	2	4WD	830713	650528
1998	4.0	WFMXT04.0FAA	TLEV		D-665-20	FL	D	2TWC(2)	4	ALL	650011	
1998	4.0	WFMXT04.0FAA	TLEV		D-665-16	FR	D	2TWC	2	4WD	830713	650527
1998	4.0	WFMXT04.0FAA	TLEV		D-665-20	FR	D	2TWC(2)	4	ALL	650013	
1998	4.0	WFMXT04.02DC	TLEV		D-665-16	R	S	TWC(2)	2	4WD	830821	
1998	4.0	WFMXT04.0CAA	TIER1		D-665-16	R	S	TWC(2)	2	4WD	830821	
1998	4.0	WFMXT04.0FAA	TLEV		D-665-20	RL	D	2TWC(2)	4	ALL	651010	
1998	4.0	WFMXT04.0FAA	TLEV		D-665-20	RR	D	2TWC(2)	4	ALL	651012	
1998	4.0	WFMXT04.0FAA	TLEV		D-665-20	U	D	2TWC(2)	4	ALL		651514
1998	4.0	WFMXT04.02DC	TLEV		D-665-20	U	S	TWC(2)	2	ALL		830855
1998	4.0	WFMXT04.02DC	TLEV	VIN X	D-665-16	U	S	TWC(2)	2	4WD		830855
1998	4.0	WFMXT04.0CAA	TIER1	VIN X	D-665-16	U	S	TWC(2)	2	4WD		830855
1998	4.0	WFMXT04.0FAA	TLEV		D-665-18	UL	D	2TWC	2	ALL	640011	830858
1998	4.0	WFMXT04.0FAA	TLEV	w/ "E" & "K" ENG CODE	D-665-16	UL	D	2TWC	2	4WD	640011	830858
1998	4.0	WFMXT04.0FAA	TLEV		D-665-18	UR	D	2TWC	2	ALL	640011	830857
1998	4.0	WFMXT04.0FAA	TLEV	w/ "E" & "K" ENG CODE	D-665-16	UR	D	2TWC	2	4WD	640011	830857
1999	4.0	XFMXT04.02GF	LEV1 LEV		D-665-16	FL	D	2TWC	2	4WD	830701	
1999	4.0	XFMXT04.02GF	LEV1 LEV		D-665-16	FR	D	2TWC	2	4WD	830701	
1999	4.0	XFMXT04.02GF	LEV1 LEV		D-665-18	UL	D	2TWC	2	ALL	640011	830858
1999	4.0	XFMXT04.02GF	LEV1 LEV	w/ "E" & "K" ENG CODE	D-665-16	UL	D	2TWC	2	4WD	640011	830858
1999	4.0	XFMXT04.02GF	LEV1 LEV	w/ "E" & "K" ENG CODE	D-665-18	UR	D	2TWC	2	ALL	640011	830857
1999	4.0	XFMXT04.02GF	LEV1 LEV	w/ "E" & "K" ENG CODE	D-665-16	UR	D	2TWC	2	4WD	640011	830857
2000	4.0	YFMXT04.02F2	LEV1 LEV		D-665-16	F	DS	2TWC,TWC(2)	4	4WD		830756
2000	4.0	YFMXT04.02F3	LEV1 LEV		D-665-16	FL	D	2TWC	4	4WD	830701	
2000	4.0	YFMXT04.02F4	LEV1 LEV		D-665-16	FL	D	2TWC(2)	4	4WD	830706	
2000	4.0	YFMXT04.02F2	LEV1 LEV		D-665-16	FL	DS	2TWC,TWC(2)	4	4WD	830706	
2000	4.0	YFMXT04.02F3	LEV1 LEV		D-665-16	FR	D	2TWC	2	4WD	830701	
2000	4.0	YFMXT04.02F4	LEV1 LEV		D-665-16	FR	D	2TWC(2)	4	4WD	830706	
2000	4.0	YFMXT04.02F2	LEV1 LEV		D-665-16	FR	DS	2TWC,TWC(2)	4	4WD	830706	
2000	4.0	YFMXT04.02F4	LEV1 LEV		D-665-16	R	DS	2TWC(2)	4	4WD	830806	
2000	4.0	YFMXT04.02F2	LEV1 LEV		D-665-16	R	DS	2TWC,TWC(2)	4	4WD	830806	830874
2000	4.0	YFMXT04.02F4	LEV1 LEV		D-665-16	U	DS	2TWC(2)	4	4WD	830806	
2000	4.0	YFMXT04.02F2	LEV1 LEV		D-665-16	U	DS	2TWC,TWC(2)	4	4WD	830806	
2000	4.0	YFMXT04.02D5	TLEV		D-665-18	UL	D	2TWC	2	ALL	640011	640524
2000	4.0	YFMXT04.02D6	TLEV		D-665-18	UL	D	2TWC	2	ALL	640011	640524
2000	4.0	YFMXT04.02F3	TLEV		D-665-18	UL	D	2TWC	2	ALL	640011	830858
2000	4.0	YFMXT04.02D5	TLEV	w/ "E" & "K" ENG CODE	D-665-18	UL	D	2TWC	2	ALL	640011	640524
2000	4.0	YFMXT04.02D6	TLEV	w/ "E" & "K" ENG CODE	D-665-18	UL	D	2TWC	2	ALL	640011	640524
2000	4.0	YFMXT04.02F3	LEV1 LEV	w/ "E" & "K" ENG CODE	D-665-16	UL	D	2TWC	2	4WD	640011	830858
2000	4.0	YFMXT04.02F4	LEV1 LEV	w/ "E" & "K" ENG CODE	D-665-16	UL	D	2TWC(2)	4	4WD		830858
2000	4.0	YFMXT04.02D5	TLEV		D-665-18	UR	D	2TWC	2	ALL	640011	
2000	4.0	YFMXT04.02D6	TLEV		D-665-18	UR	D	2TWC	2	ALL	640011	
2000	4.0	YFMXT04.02F3	TLEV		D-665-18	UR	D	2TWC	2	ALL	640011	830857
2000	4.0	YFMXT04.02F3	LEV1 LEV	w/ "E" & "K" ENG CODE	D-665-16	UR	D	2TWC	2	4WD	640011	830857
2000	4.0	YFMXT04.02F4	LEV1 LEV	w/ "E" & "K" ENG CODE	D-665-16	UR	D	2TWC(2)	4	4WD		830857
2001	4.0	1FMXT04.02F6	LEV1 LEV		D-665-20	F	D	2TWC(2)	4	ALL		650533
2001	4.0	1FMXT04.02F4	LEV1 LEV		D-665-16	F	DS	2TWC,TWC(2)	4	4WD		830753
2001	4.0	1FMXT04.02F5	LEV1 LEV		D-665-16	F	DS	2TWC,TWC(2)	4	4WD		830753

OBDII

Year	Liters	Engine Family	Certification Std.	Comments	Executive Order	Location	Exhaust Type	Converter Type	# Converters	Drive Type	Universal #	Direct Fit #
------	--------	---------------	--------------------	----------	-----------------	----------	--------------	----------------	--------------	------------	-------------	--------------

FORD

EXPLORER (Continued)

2001	4.0	1FMXT04.02F6	LEV1 LEV		D-665-16	F DS	2TWC,TWC(2)	4 4WD				830753
2001	4.0	1FMXT04.02F6	LEV1 LEV		D-665-20	FL D	2TWC(2)	4 ALL	650010			
2001	4.0	1FMXT04.02F4	LEV1 LEV		D-665-16	FL DS	2TWC,TWC(2)	4 4WD	830716			
2001	4.0	1FMXT04.02F5	LEV1 LEV		D-665-16	FL DS	2TWC,TWC(2)	4 4WD	830716			
2001	4.0	1FMXT04.02F6	LEV1 LEV		D-665-16	FL DS	2TWC,TWC(2)	4 4WD	830716			
2001	4.0	1FMXT04.02F6	LEV1 LEV		D-665-20	FR D	2TWC(2)	4 ALL	650010			
2001	4.0	1FMXT04.02F4	LEV1 LEV		D-665-16	FR DS	2TWC,TWC(2)	4 4WD	830716			
2001	4.0	1FMXT04.02F5	LEV1 LEV		D-665-16	FR DS	2TWC,TWC(2)	4 4WD	830716			
2001	4.0	1FMXT04.02F6	LEV1 LEV		D-665-16	FR DS	2TWC,TWC(2)	4 4WD	830716			
2001	4.0	1FMXT04.02F6	LEV1 LEV		D-665-20	R D	2TWC(2)	4 ALL			651657	
2001	4.0	1FMXT04.02F4	LEV1 LEV		D-665-16	R DS	2TWC,TWC(2)	4 4WD	830821			830876
2001	4.0	1FMXT04.02F5	LEV1 LEV		D-665-16	R DS	2TWC,TWC(2)	4 4WD	830821			830876
2001	4.0	1FMXT04.02F6	LEV1 LEV		D-665-16	R DS	2TWC,TWC(2)	4 4WD	830821			830876
2001	4.0	1FMXT04.02F6	LEV1 LEV		D-665-20	RL D	2TWC(2)	4 ALL	651013			
2001	4.0	1FMXT04.02F4	LEV1 LEV		D-665-20	RL DS	2TWC,TWC(2)	4 ALL	651013			
2001	4.0	1FMXT04.02F5	LEV1 LEV		D-665-20	RL DS	2TWC,TWC(2)	4 ALL	651013			
2001	4.0	1FMXT04.02F6	LEV1 LEV		D-665-20	RR D	2TWC(2)	4 ALL	651013			
2001	4.0	1FMXT04.02F4	LEV1 LEV		D-665-20	RR DS	2TWC,TWC(2)	4 ALL	651013			
2001	4.0	1FMXT04.02F5	LEV1 LEV		D-665-20	RR DS	2TWC,TWC(2)	4 ALL	651013			
2002	4.0	2FMXT04.02F5	LEV1 LEV		D-665-16	F DS	2TWC(2)	4 4WD				830753
2002	4.0	2FMXT04.02F3	LEV1 LEV		D-665-16	F DS	2TWC,TWC(2)	4 4WD				830753
2002	4.0	2FMXT04.02F5	LEV1 LEV		D-665-16	FL DS	2TWC(2)	4 4WD	830716			
2002	4.0	2FMXT04.02F7	LEV1 LEV		D-665-16	FL DS	2TWC,TWC	3 4WD	830717			
2002	4.0	2FMXT04.02F8	LEV1 LEV		D-665-16	FL DS	2TWC,TWC	3 4WD	830717			
2002	4.0	2FMXT04.02F3	LEV1 LEV		D-665-16	FL DS	2TWC,TWC(2)	4 4WD	830716			
2002	4.0	2FMXT04.02F5	LEV1 LEV		D-665-20	FL DS	2TWC,TWC(2)	4 ALL	650006			
2002	4.0	2FMXT04.02F5	LEV1 LEV		D-665-16	FR DS	2TWC(2)	4 4WD	830716			
2002	4.0	2FMXT04.02F7	LEV1 LEV		D-665-16	FR DS	2TWC,TWC	3 4WD	830717			
2002	4.0	2FMXT04.02F8	LEV1 LEV		D-665-16	FR DS	2TWC,TWC	3 4WD	830717			
2002	4.0	2FMXT04.02F3	LEV1 LEV		D-665-16	FR DS	2TWC,TWC(2)	4 4WD	830716			
2002	4.0	2FMXT04.02F5	LEV1 LEV		D-665-20	FR DS	2TWC,TWC(2)	4 ALL	650006			
2002	4.0	2FMXT04.02F5	LEV1 LEV		D-665-16	R DS	2TWC(2)	4 4WD				830876
2002	4.0	2FMXT04.02F7	LEV1 LEV		D-665-16	R DS	2TWC,TWC	3 4WD	830808			
2002	4.0	2FMXT04.02F8	LEV1 LEV		D-665-16	R DS	2TWC,TWC	3 4WD	830808			
2002	4.0	2FMXT04.02F3	LEV1 LEV		D-665-16	R DS	2TWC,TWC(2)	4 4WD	830821			830876
2002	4.0	2FMXT04.02F5	LEV1 LEV		D-665-16	RL DS	2TWC(2)	4 4WD	830821			
2002	4.0	2FMXT04.02F3	LEV1 LEV		D-665-20	RL DS	2TWC,TWC(2)	4 ALL	651021			
2002	4.0	2FMXT04.02F5	LEV1 LEV		D-665-20	RL DS	2TWC,TWC(2)	4 ALL	651021			
2002	4.0	2FMXT04.02F5	LEV1 LEV		D-665-16	RR DS	2TWC(2)	4 4WD	830821			
2002	4.0	2FMXT04.02F3	LEV1 LEV		D-665-20	RR DS	2TWC,TWC(2)	4 ALL	651021			
2002	4.0	2FMXT04.02F5	LEV1 LEV		D-665-20	RR DS	2TWC,TWC(2)	4 ALL	651021			
2002	4.0	2FMXT04.02F7	LEV1 LEV		D-665-20	U DS	2TWC,TWC	3 ALL				651548
2002	4.0	2FMXT04.02F8	LEV1 LEV		D-665-20	U DS	2TWC,TWC	3 ALL				651548
2002	4.0	2FMXT04.02F3	LEV1 LEV		D-665-20	U DS	2TWC,TWC(2)	4 ALL				651548
2002	4.0	2FMXT04.02F5	LEV1 LEV		D-665-20	U DS	2TWC,TWC(2)	4 ALL				651548
2003	4.0	3FMXT04.02F7	LEV1 LEV	To 3/1/04	D-665-16	F DS	2TWC,TWC	3 4WD				830754
2003	4.0	3FMXT04.02F8	LEV1 LEV	To 3/1/04	D-665-16	F DS	2TWC,TWC	3 4WD				830754
2003	4.0	3FMXT04.02FB	LEV1 LEV	To 3/1/04	D-665-16	F DS	2TWC,TWC	3 4WD				830754
2003	4.0	3FMXT04.02FC	LEV1 LEV	To 3/1/04	D-665-16	F DS	2TWC,TWC	3 4WD				830754

OBDII

Year	Liters	Engine Family	Certification Std.	Comments	Executive Order	Location	Exhaust Type	Converter Type	# Converters	Drive Type	Universal #	Direct Fit #
------	--------	---------------	--------------------	----------	-----------------	----------	--------------	----------------	--------------	------------	-------------	--------------

FORD

EXPLORER (Continued)

2003	4.0	3FMXT04.02F3	LEV1 LEV		D-665-16	F DS	2TWC,TWC(2)	4	4WD			830753
2003	4.0	3FMXT04.02FA	LEV1 LEV		D-665-16	F DS	2TWC,TWC(2)	4	4WD			830753
2003	4.0	3FMXT04.02F7	LEV1 LEV		D-665-16	FL DS	2TWC,TWC	3	4WD	830717		
2003	4.0	3FMXT04.02F8	LEV1 LEV		D-665-16	FL DS	2TWC,TWC	3	4WD	830717		
2003	4.0	3FMXT04.02FB	LEV1 LEV		D-665-16	FL DS	2TWC,TWC	3	4WD	830717		
2003	4.0	3FMXT04.02FC	LEV1 LEV		D-665-16	FL DS	2TWC,TWC	3	4WD	830717		
2003	4.0	3FMXT04.02F3	LEV1 LEV		D-665-16	FL DS	2TWC,TWC(2)	4	4WD	830716		
2003	4.0	3FMXT04.02FA	LEV1 LEV		D-665-16	FL DS	2TWC,TWC(2)	4	4WD	830705		
2003	4.0	3FMXT04.02F7	LEV1 LEV		D-665-16	FR DS	2TWC,TWC	3	4WD	830717		
2003	4.0	3FMXT04.02F8	LEV1 LEV		D-665-16	FR DS	2TWC,TWC	3	4WD	830717		
2003	4.0	3FMXT04.02FB	LEV1 LEV		D-665-16	FR DS	2TWC,TWC	3	4WD	830717		
2003	4.0	3FMXT04.02FC	LEV1 LEV		D-665-16	FR DS	2TWC,TWC	3	4WD	830717		
2003	4.0	3FMXT04.02F3	LEV1 LEV		D-665-16	FR DS	2TWC,TWC(2)	4	4WD	830716		
2003	4.0	3FMXT04.02FA	LEV1 LEV		D-665-16	FR DS	2TWC,TWC(2)	4	4WD	830705		
2003	4.0	3FMXT04.02F7	LEV1 LEV		D-665-16	R DS	2TWC,TWC	3	4WD	830808		
2003	4.0	3FMXT04.02F8	LEV1 LEV		D-665-16	R DS	2TWC,TWC	3	4WD	830808		
2003	4.0	3FMXT04.02FB	LEV1 LEV		D-665-16	R DS	2TWC,TWC	3	4WD	830808		
2003	4.0	3FMXT04.02FC	LEV1 LEV		D-665-16	R DS	2TWC,TWC	3	4WD	830808		
2003	4.0	3FMXT04.02F3	LEV1 LEV		D-665-16	R DS	2TWC,TWC(2)	4	4WD			830876
2003	4.0	3FMXT04.02FA	LEV1 LEV		D-665-16	R DS	2TWC,TWC(2)	4	4WD	830802		830876
2003	4.0	3FMXT04.02F3	LEV1 LEV		D-665-16	RL DS	2TWC,TWC(2)	4	4WD	830821		
2003	4.0	3FMXT04.02F3	LEV1 LEV		D-665-16	RR DS	2TWC,TWC(2)	4	4WD	830821		
2003	4.0	3FMXT04.02F7	LEV1 LEV		D-665-20	U DS	2TWC,TWC	3	ALL			651548
2003	4.0	3FMXT04.02F8	LEV1 LEV		D-665-20	U DS	2TWC,TWC	3	ALL			651548
2003	4.0	3FMXT04.02FB	LEV1 LEV		D-665-20	U DS	2TWC,TWC	3	ALL			651548
2003	4.0	3FMXT04.02FC	LEV1 LEV		D-665-20	U DS	2TWC,TWC	3	ALL			651548
2003	4.0	3FMXT04.02F3	LEV1 LEV		D-665-20	U DS	2TWC,TWC(2)	4	ALL			651548
2003	4.0	3FMXT04.02FA	LEV1 LEV		D-665-16	U DS	2TWC,TWC(2)	4	4WD	830807		
2002	4.6	2FMXT04.62F5	LEV1 LEV		D-665-16	FL DS	2TWC,TWC	3	4WD	830717		
2002	4.6	2FMXT04.62F6	LEV1 LEV		D-665-16	FL DS	2TWC,TWC	3	4WD	830717		
2002	4.6	2FMXT04.62F5	LEV1 LEV		D-665-16	FR DS	2TWC,TWC	3	4WD	830717		
2002	4.6	2FMXT04.62F6	LEV1 LEV		D-665-16	FR DS	2TWC,TWC	3	4WD	830717		
2002	4.6	2FMXT04.62F5	LEV1 LEV		D-665-16	R DS	2TWC,TWC	3	4WD	830821		
2002	4.6	2FMXT04.62F6	LEV1 LEV		D-665-16	R DS	2TWC,TWC	3	4WD	830821		
2002	4.6	2FMXT04.62F5	LEV1 LEV		D-665-20	U DS	2TWC,TWC	3	ALL			651549
2002	4.6	2FMXT04.62F6	LEV1 LEV		D-665-20	U DS	2TWC,TWC	3	ALL			651549
2003	4.6	3FMXT04.62F6	LEV1 LEV		D-665-16	FL DS	2TWC,TWC	3	4WD	830717		
2003	4.6	3FMXT04.62F7	LEV1 LEV		D-665-16	FL DS	2TWC,TWC	3	4WD	830717		
2003	4.6	3FMXT04.62F6	LEV1 LEV		D-665-16	FR DS	2TWC,TWC	3	4WD	830717		
2003	4.6	3FMXT04.62F7	LEV1 LEV		D-665-16	FR DS	2TWC,TWC	3	4WD	830717		
2003	4.6	3FMXT04.62F6	LEV1 LEV		D-665-16	R DS	2TWC,TWC	3	4WD	830821		
2003	4.6	3FMXT04.62F7	LEV1 LEV		D-665-16	R DS	2TWC,TWC	3	4WD	830821		
2003	4.6	3FMXT04.62F6	LEV1 LEV		D-665-20	U DS	2TWC,TWC	3	ALL			651549
2003	4.6	3FMXT04.62F7	LEV1 LEV		D-665-20	U DS	2TWC,TWC	3	ALL			651549
1996	5.0	TFM5.028GFEK	TIER1		D-665-20	FL D	2TWC(2)	4	ALL	650011		
1996	5.0	TFM5.028GFEK	TIER1		D-665-20	FR D	2TWC(2)	4	ALL	650009		
1996	5.0	TFM5.028GFEK	TIER1		D-665-20	RL D	2TWC(2)	4	ALL	651010		
1996	5.0	TFM5.028GFEK	TIER1		D-665-20	RR D	2TWC(2)	4	ALL	651008		
1996	5.0	TFM5.028GFEK	TIER1		D-665-20	UL D	2TWC(2)	4	ALL			651520

OBDII

Year	Liters	Engine Family	Certification Std.	Comments	Executive Order	Location	Exhaust Type	Converter Type	# Converters	Drive Type	Universal #	Direct Fit #
------	--------	---------------	--------------------	----------	-----------------	----------	--------------	----------------	--------------	------------	-------------	--------------

FORD

EXPLORER (Continued)

1996	5.0	TFM5.028GFEK	TIER1		D-665-20	UR	D	2TWC(2)	4	ALL		651525
1997	5.0	VFM5.028GFEK	TIER1		D-665-20	FL	D	2TWC(2)	4	ALL	650011	
1997	5.0	VFM5.028GFEK	TIER1		D-665-20	FR	D	2TWC(2)	4	ALL	650009	
1997	5.0	VFM5.028GFEK	TIER1		D-665-16	R	D	2TWC(2)	4	4WD		830867
1997	5.0	VFM5.028GFEK	TIER1		D-665-20	RL	D	2TWC(2)	4	ALL	651010	
1997	5.0	VFM5.028GFEK	TIER1		D-665-20	RR	D	2TWC(2)	4	ALL	651008	
1997	5.0	VFM5.028GFEK	TIER1		D-665-20	UL	D	2TWC(2)	4	ALL		651520
1997	5.0	VFM5.028GFEK	TIER1	Up to 1/30/98	D-665-16	UL	D	2TWC(2)	4	4WD		651520
1997	5.0	VFM5.028GFEK	TIER1		D-665-20	UR	D	2TWC(2)	4	ALL		830861
1997	5.0	VFM5.028GFEK	TIER1	Up to 1/30/98	D-665-16	UR	D	2TWC(2)	4	4WD		830861
1998	5.0	WFMXT05.02DC	TLEV		D-665-20	FL	D	2TWC(2)	4	ALL	650013	
1998	5.0	WFMXT05.02DC	TLEV		D-665-20	FR	D	2TWC(2)	4	ALL	650009	
1998	5.0	WFMXT05.02DC	TLEV		D-665-16	R	D	2TWC(2)	4	4WD		830867
1998	5.0	WFMXT05.02DC	TLEV		D-665-20	RL	D	2TWC(2)	4	ALL	651012	
1998	5.0	WFMXT05.02DC	TLEV		D-665-20	RR	D	2TWC(2)	4	ALL	651008	
1998	5.0	WFMXT05.02DC	TLEV	From 2/98	D-665-20	UL	D	2TWC(2)	4	ALL		830860
1998	5.0	WFMXT05.02DC	TLEV	Up to 1/30/98	D-665-16	UL	D	2TWC(2)	4	4WD		830860
1998	5.0	WFMXT05.02DC	TLEV	Up to 2/98	D-665-16	UL	D	2TWC(2)	4	4WD		830860
1998	5.0	WFMXT05.02DC	TLEV	From 2/98	D-665-20	UR	D	2TWC(2)	4	ALL		830861
1998	5.0	WFMXT05.02DC	TLEV	Up to 1/30/98	D-665-16	UR	D	2TWC(2)	4	4WD		830861
1998	5.0	WFMXT05.02DC	TLEV	Up to 2/98	D-665-16	UR	D	2TWC(2)	4	4WD		830861
1999	5.0	XFMXT05.02GF	LEV1 LEV		D-665-16	FL	D	2TWC(2)	4	4WD	830719	
1999	5.0	XFMXT05.02GF	LEV1 LEV		D-665-16	FR	D	2TWC(2)	4	4WD	830719	
1999	5.0	XFMXT05.02GF	LEV1 LEV		D-665-16	RL	D	2TWC(2)	4	4WD	830820	
1999	5.0	XFMXT05.02GF	LEV1 LEV		D-665-16	RR	D	2TWC(2)	4	4WD	830820	
1999	5.0	XFMXT05.02GF	LEV1 LEV		D-665-20	UL	D	2TWC(2)	4	ALL		830860
1999	5.0	XFMXT05.02GF	LEV1 LEV	From 2/98	D-665-16	UL	D	2TWC(2)	4	4WD		830860
1999	5.0	XFMXT05.02GF	LEV1 LEV		D-665-20	UR	D	2TWC(2)	4	ALL		830859
1999	5.0	XFMXT05.02GF	LEV1 LEV	From 2/98	D-665-16	UR	D	2TWC(2)	4	4WD		830859
2000	5.0	YFMXT05.02F5	LEV1 LEV		D-665-16	FL	D	2TWC(2)	4	4WD	830719	
2000	5.0	YFMXT05.02F5	LEV1 LEV		D-665-16	FR	D	2TWC(2)	4	4WD	830719	
2000	5.0	YFMXT05.02F5	LEV1 LEV		D-665-16	RL	D	2TWC(2)	4	4WD	830820	
2000	5.0	YFMXT05.02F5	LEV1 LEV		D-665-16	RR	D	2TWC(2)	4	4WD	830820	
2000	5.0	YFMXT05.02F5	LEV1 LEV		D-665-20	UL	D	2TWC(2)	4	ALL		830860
2000	5.0	YFMXT05.02F5	LEV1 LEV	From 2/98	D-665-16	UL	D	2TWC(2)	4	4WD		830860
2000	5.0	YFMXT05.02F5	LEV1 LEV		D-665-20	UR	D	2TWC(2)	4	ALL		830859
2000	5.0	YFMXT05.02F5	LEV1 LEV	From 2/98	D-665-16	UR	D	2TWC(2)	4	4WD		830859
2001	5.0	1FMXT05.02F5	LEV1 LEV		D-665-20	FL	D	2TWC(2)	4	ALL	650013	
2001	5.0	1FMXT05.02F5	LEV1 LEV		D-665-16	FL	D	2TWC,TWC(2)	4	4WD	830719	
2001	5.0	1FMXT05.02F5	LEV1 LEV		D-665-20	FR	D	2TWC(2)	4	ALL	650009	
2001	5.0	1FMXT05.02F5	LEV1 LEV		D-665-16	FR	D	2TWC,TWC(2)	4	4WD	830719	
2001	5.0	1FMXT05.02F5	LEV1 LEV		D-665-16	R	D	2TWC,TWC(2)	4	4WD	830820	
2001	5.0	1FMXT05.02F5	LEV1 LEV		D-665-20	RL	D	2TWC(2)	4	ALL	651012	
2001	5.0	1FMXT05.02F5	LEV1 LEV		D-665-20	RR	D	2TWC(2)	4	ALL	651008	
2001	5.0	1FMXT05.02F5	LEV1 LEV		D-665-20	UL	D	2TWC(2)	4	ALL		651519
2001	5.0	1FMXT05.02F5	LEV1 LEV	From 2/98	D-665-16	UL	D	2TWC,TWC(2)	4	4WD		830860
2001	5.0	1FMXT05.02F5	LEV1 LEV		D-665-20	UR	D	2TWC(2)	4	ALL		651518
2001	5.0	1FMXT05.02F5	LEV1 LEV	From 2/98	D-665-16	UR	D	2TWC,TWC(2)	4	4WD		830859

OBDII

Year	Liters	Engine Family	Certification Std.	Comments	Executive Order	Location	Exhaust Type	Converter Type	# Converters	Drive Type	Universal #	Direct Fit #
------	--------	---------------	--------------------	----------	-----------------	----------	--------------	----------------	--------------	------------	-------------	--------------

FORD

F SUPER DUTY

1996	7.5	TFM7.5J8G1CK	TIER1		D-665-18	U	S	TWC	1	ALL	640021	
1997	7.5	VFM7.5J8G1EK	TIER1		D-665-18	U	S	TWC	1	ALL	640021	

F-150

1997	4.2	VFM4.228G1EK	TIER1		D-665-20	FL	D	2TWC(2)	4	2WD	650016	
1997	4.2	VFM4.228G1EK	TIER1		D-665-20	FR	D	2TWC(2)	4	2WD	650016	
1997	4.2	VFM4.228G1EK	TIER1		D-665-20	RL	D	2TWC(2)	4	2WD	651014	
1997	4.2	VFM4.228G1EK	TIER1		D-665-20	RR	D	2TWC(2)	4	2WD	651014	
1997	4.2	VFM4.228G1EK	TIER1		D-665-20	U	D	2TWC(2)	4	2WD		651678
1997	4.2	VFM4.228G1EK	TIER1		D-665-20	UL	D	2TWC(2)	4	4WD		651550
1997	4.2	VFM4.228G1EK	TIER1		D-665-20	UR	D	2TWC(2)	4	4WD		651551
1998	4.2	WFMXA04.2AAA	TIER1		D-665-20	FL	D	2TWC(2)	4	2WD	650016	
1998	4.2	WFMXT04.2AAA	TIER1		D-665-16	FL	D	2TWC(2)	4	4WD	830720	
1998	4.2	WFMXA04.2AAA	TIER1		D-665-20	FR	D	2TWC(2)	4	2WD	650016	
1998	4.2	WFMXT04.2AAA	TIER1		D-665-16	FR	D	2TWC(2)	4	4WD	830720	
1998	4.2	WFMXA04.2AAA	TIER1		D-665-20	RL	D	2TWC(2)	4	2WD	651014	
1998	4.2	WFMXT04.2AAA	TIER1		D-665-16	RL	D	2TWC(2)	4	4WD	830822	
1998	4.2	WFMXA04.2AAA	TIER1		D-665-20	RR	D	2TWC(2)	4	2WD	651014	
1998	4.2	WFMXT04.2AAA	TIER1		D-665-16	RR	D	2TWC(2)	4	4WD	830822	
1998	4.2	WFMXA04.2AAA	TIER1		D-665-20	U	D	2TWC(2)	4	2WD		651678
1998	4.2	WFMXT04.2AAA	TIER1		D-665-20	U	D	2TWC(2)	4	ALL		651673
1998	4.2	WFMXA04.2AAA	TIER1		D-665-20	UL	D	2TWC(2)	4	4WD		651550
1998	4.2	WFMXT04.2AAA	TIER1		D-665-16	UL	D	2TWC(2)	4	4WD		830886
1998	4.2	WFMXA04.2AAA	TIER1		D-665-20	UR	D	2TWC(2)	4	4WD		651551
1998	4.2	WFMXT04.2AAA	TIER1		D-665-16	UR	D	2TWC(2)	4	4WD		830887
1999	4.2	XFMXT04.22GC	LEV1 LEV		D-665-16	FL	D	2TWC(2)	4	4WD	830720	
1999	4.2	XFMXT04.22GC	LEV1 LEV		D-665-16	FR	D	2TWC(2)	4	4WD	830720	
1999	4.2	XFMXT04.22GC	LEV1 LEV		D-665-16	RL	D	2TWC(2)	4	4WD	830822	
1999	4.2	XFMXT04.22GC	LEV1 LEV		D-665-16	RR	D	2TWC(2)	4	4WD	830822	
1999	4.2	XFMXT04.22GC	LEV1 LEV		D-665-16	UL	D	2TWC(2)	4	4WD		830894
1999	4.2	XFMXT04.22GC	LEV1 LEV		D-665-16	UR	D	2TWC(2)	4	4WD		830895
2000	4.2	YFMXT04.22FC	LEV1 LEV		D-665-16	FL	D	2TWC(2)	4	4WD	830720	
2000	4.2	YFMXT04.22FC	LEV1 LEV		D-665-16	FR	D	2TWC(2)	4	4WD	830720	
2000	4.2	YFMXT04.22FC	LEV1 LEV		D-665-16	RL	D	2TWC(2)	4	4WD	830822	
2000	4.2	YFMXT04.22FC	LEV1 LEV		D-665-16	RR	D	2TWC(2)	4	4WD	830822	
2000	4.2	YFMXT04.22FC	LEV1 LEV		D-665-16	UL	D	2TWC(2)	4	4WD		830894
2000	4.2	YFMXT04.22FC	LEV1 LEV		D-665-16	UR	D	2TWC(2)	4	4WD		830895
2001	4.2	1FMXT04.22F5	LEV1 LEV		D-665-16	FL	D	2TWC(2)	4	4WD	830720	
2001	4.2	1FMXT04.22F5	LEV1 LEV		D-665-16	FR	D	2TWC(2)	4	4WD	830720	
2001	4.2	1FMXT04.22F5	LEV1 LEV		D-665-16	RL	D	2TWC(2)	4	4WD	830822	
2001	4.2	1FMXT04.22F5	LEV1 LEV		D-665-16	RR	D	2TWC(2)	4	4WD	830822	
2001	4.2	1FMXT04.22F5	LEV1 LEV		D-665-16	UL	D	2TWC(2)	4	4WD		830877
2001	4.2	1FMXT04.22F5	LEV1 LEV		D-665-16	UR	D	2TWC(2)	4	4WD		830878
1997	4.6	VFM4.628G1EK	TIER1		D-665-20	FL	D	2TWC(2)	4	2WD	650014	
1997	4.6	VFM4.6H8G1EK	TIER1		D-665-20	FL	D	2TWC(2)	4	2WD	650013	
1997	4.6	VFM4.628G1EK	TIER1		D-665-20	FR	D	2TWC(2)	4	2WD	650010	
1997	4.6	VFM4.6H8G1EK	TIER1		D-665-20	FR	D	2TWC(2)	4	2WD	650022	
1997	4.6	VFM4.628G1EK	TIER1		D-665-20	RL	D	2TWC(2)	4	2WD	651013	
1997	4.6	VFM4.6H8G1EK	TIER1		D-665-20	RL	D	2TWC(2)	4	2WD	651012	
1997	4.6	VFM4.628G1EK	TIER1		D-665-20	RR	D	2TWC(2)	4	2WD	651009	

Year	Liters	Engine Family	Certification Std.	Comments	Executive Order	Location	Exhaust Type	Converter Type	# Converters	Drive Type	Universal #	Direct Fit #
------	--------	---------------	--------------------	----------	-----------------	----------	--------------	----------------	--------------	------------	-------------	--------------

FORD

F-150 (Continued)

1997	4.6	VFM4.6H8G1EK	TIER1		D-665-20	RR	D	2TWC(2)	4	2WD	651021	
1997	4.6	VFM4.628G1EK	TIER1		D-665-20	UL	D	2TWC(2)	4	4WD		651532
1997	4.6	VFM4.6H8G1EK	TIER1		D-665-20	UL	D	2TWC(2)	4	4WD		651522
1997	4.6	VFM4.628G1EK	TIER1		D-665-20	UR	D	2TWC(2)	4	4WD		651533
1997	4.6	VFM4.6H8G1EK	TIER1		D-665-20	UR	D	2TWC(2)	4	4WD		651521
1998	4.6	WFMXA04.6AAA	TIER1		D-665-20	FL	D	2TWC(2)	4	2WD	650014	
1998	4.6	WFMXA04.6BAA	TIER1		D-665-20	FL	D	2TWC(2)	4	2WD	650014	
1998	4.6	WFMXT04.6AAA	TIER1		D-665-20	FL	D	2TWC(2)	4	2WD	650013	
1998	4.6	WFMXA04.6AAA	TIER1		D-665-20	FR	D	2TWC(2)	4	2WD	650010	
1998	4.6	WFMXA04.6BAA	TIER1		D-665-20	FR	D	2TWC(2)	4	2WD	650010	
1998	4.6	WFMXT04.6AAA	TIER1		D-665-20	FR	D	2TWC(2)	4	2WD	650022	
1998	4.6	WFMXA04.6AAA	TIER1		D-665-20	RL	D	2TWC(2)	4	2WD	651013	
1998	4.6	WFMXA04.6BAA	TIER1		D-665-20	RL	D	2TWC(2)	4	2WD	651013	
1998	4.6	WFMXT04.6AAA	TIER1		D-665-20	RL	D	2TWC(2)	4	2WD	651012	
1998	4.6	WFMXA04.6AAA	TIER1		D-665-20	RR	D	2TWC(2)	4	2WD	651009	
1998	4.6	WFMXA04.6BAA	TIER1		D-665-20	RR	D	2TWC(2)	4	2WD	651009	
1998	4.6	WFMXT04.6AAA	TIER1		D-665-20	RR	D	2TWC(2)	4	2WD	651021	
1998	4.6	WFMXA04.6AAA	TIER1		D-665-20	UL	D	2TWC(2)	4	4WD		651522
1998	4.6	WFMXA04.6BAA	TIER1		D-665-20	UL	D	2TWC(2)	4	4WD		651532
1998	4.6	WFMXT04.6AAA	TIER1		D-665-20	UL	D	2TWC(2)	4	4WD		651522
1998	4.6	WFMXA04.6AAA	TIER1		D-665-20	UR	D	2TWC(2)	4	4WD		651521
1998	4.6	WFMXA04.6BAA	TIER1		D-665-20	UR	D	2TWC(2)	4	4WD		651533
1998	4.6	WFMXT04.6AAA	TIER1		D-665-20	UR	D	2TWC(2)	4	4WD		651521
1999	4.6	XFMXA04.6HGC	LEV1 LEV		D-665-20	FL	D	2TWC(2)	4	2WD	650012	
1999	4.6	XFMXA04.6HGC	LEV1 LEV		D-665-20	FR	D	2TWC(2)	4	2WD	650022	
1999	4.6	XFMXA04.6HGC	LEV1 LEV		D-665-20	RL	D	2TWC(2)	4	2WD	651021	
1999	4.6	XFMXA04.6HGC	LEV1 LEV		D-665-20	RR	D	2TWC(2)	4	2WD	651021	
1999	4.6	XFMXA04.6HGC	LEV1 LEV		D-665-20	UL	D	2TWC(2)	4	2WD		651540
1999	4.6	XFMXA04.6HGC	LEV1 LEV		D-665-20	UR	D	2TWC(2)	4	2WD		651541
2000	4.6	YFMXA04.6HGC	LEV1 LEV		D-665-20	FL	D	2TWC(2)	4	2WD	650012	
2000	4.6	YFMXT04.6HGC	LEV1 LEV		D-665-11	FL	D	2TWC(2)	4	2WD	830502	
2000	4.6	YFMXA04.6HGC	LEV1 LEV		D-665-20	FR	D	2TWC(2)	4	2WD	650022	
2000	4.6	YFMXT04.6HGC	LEV1 LEV		D-665-11	FR	D	2TWC(2)	4	2WD	830502	
2000	4.6	YFMXA04.6HGC	LEV1 LEV		D-665-20	RL	D	2TWC(2)	4	2WD	651021	
2000	4.6	YFMXT04.6HGC	LEV1 LEV		D-665-11	RL	D	2TWC(2)	4	2WD	830602	
2000	4.6	YFMXA04.6HGC	LEV1 LEV		D-665-20	RR	D	2TWC(2)	4	2WD	651021	
2000	4.6	YFMXT04.6HGC	LEV1 LEV		D-665-11	RR	D	2TWC(2)	4	2WD	830602	
2000	4.6	YFMXA04.6HGC	LEV1 LEV		D-665-20	UL	D	2TWC(2)	4	2WD		651540
2000	4.6	YFMXT04.6HGC	LEV1 LEV		D-665-11	UL	D	2TWC(2)	4	4WD		830666
2000	4.6	YFMXA04.6HGC	LEV1 LEV		D-665-20	UR	D	2TWC(2)	4	2WD		651541
2000	4.6	YFMXT04.6HGC	LEV1 LEV		D-665-11	UR	D	2TWC(2)	4	4WD		830667
2001	4.6	1FMXT04.6PF5	LEV1 LEV		D-665-20	FL	D	2TWC(2)	4	2WD	650013	
2001	4.6	1FMXT04.6PF6	LEV1 LEV		D-665-20	FL	D	2TWC(2)	4	2WD	650013	
2001	4.6	1FMXT05.4PF5	LEV1 LEV		D-665-11	FL	D	2TWC(2)	4	2WD	830502	
2001	4.6	1FMXT04.6PF5	LEV1 LEV		D-665-20	FR	D	2TWC(2)	4	2WD	650013	
2001	4.6	1FMXT04.6PF6	LEV1 LEV		D-665-20	FR	D	2TWC(2)	4	2WD	650013	
2001	4.6	1FMXT05.4PF5	LEV1 LEV		D-665-11	FR	D	2TWC(2)	4	2WD	830502	
2001	4.6	1FMXT04.6PF5	LEV1 LEV		D-665-20	RL	D	2TWC(2)	4	2WD	651012	
2001	4.6	1FMXT04.6PF6	LEV1 LEV		D-665-20	RL	D	2TWC(2)	4	2WD	651012	

OBDII

Year	Liters	Engine Family	Certification Std.	Comments	Executive Order	Location	Exhaust Type	Converter Type	# Converters	Drive Type	Universal #	Direct Fit #
------	--------	---------------	--------------------	----------	-----------------	----------	--------------	----------------	--------------	------------	-------------	--------------

FORD

F-150 (Continued)

2001	4.6	1FMXT05.4PF5	LEV1 LEV		D-665-11	RL	D	2TWC(2)	4	2WD	830604	
2001	4.6	1FMXT04.6PF5	LEV1 LEV		D-665-20	RR	D	2TWC(2)	4	2WD	651021	
2001	4.6	1FMXT04.6PF6	LEV1 LEV		D-665-20	RR	D	2TWC(2)	4	2WD	651021	
2001	4.6	1FMXT05.4PF5	LEV1 LEV		D-665-11	RR	D	2TWC(2)	4	2WD	830604	
2001	4.6	1FMXT04.6PF5	LEV1 LEV		D-665-20	UL	D	2TWC(2)	4	2WD		651536
2001	4.6	1FMXT04.6PF6	LEV1 LEV		D-665-20	UL	D	2TWC(2)	4	2WD		651536
2001	4.6	1FMXT04.6PF5	LEV1 LEV		D-665-20	UR	D	2TWC(2)	4	2WD		651537
2001	4.6	1FMXT04.6PF6	LEV1 LEV		D-665-20	UR	D	2TWC(2)	4	2WD		651537
2001	4.6	1FMXT05.4PF5	LEV1 LEV		D-665-11	UR	D	2TWC(2)	4	2WD		830677
2002	4.6	2FMXT05.4PF5	LEV1 LEV		D-665-20	FL	D	2TWC(2)	4	ALL	650011	
2002	4.6	2FMXT05.4PF6	LEV1 LEV		D-665-20	FL	D	2TWC(2)	4	ALL	650011	
2002	4.6	2FMXT05.4RF6	LEV1 LEV		D-665-20	FL	D	2TWC(2)	4	ALL	650037	
2002	4.6	2FMXT05.4RF8	LEV1 LEV		D-665-11	FL	D	2TWC(2)	4	2WD	830502	
2002	4.6	2FMXT05.4PF5	LEV1 LEV		D-665-20	FR	D	2TWC(2)	4	ALL	650022	
2002	4.6	2FMXT05.4PF6	LEV1 LEV		D-665-20	FR	D	2TWC(2)	4	ALL	650022	
2002	4.6	2FMXT05.4RF6	LEV1 LEV		D-665-20	FR	D	2TWC(2)	4	ALL	650037	
2002	4.6	2FMXT05.4RF8	LEV1 LEV		D-665-11	FR	D	2TWC(2)	4	2WD	830502	
2002	4.6	2FMXT05.4PF5	LEV1 LEV		D-665-20	RL	D	2TWC(2)	4	ALL	651021	
2002	4.6	2FMXT05.4PF6	LEV1 LEV		D-665-20	RL	D	2TWC(2)	4	ALL	651021	
2002	4.6	2FMXT05.4RF6	LEV1 LEV		D-665-20	RL	D	2TWC(2)	4	ALL	651038	
2002	4.6	2FMXT05.4RF8	LEV1 LEV		D-665-11	RL	D	2TWC(2)	4	4WD	830602	
2002	4.6	2FMXT05.4PF5	LEV1 LEV		D-665-20	RR	D	2TWC(2)	4	ALL	651021	
2002	4.6	2FMXT05.4PF6	LEV1 LEV		D-665-20	RR	D	2TWC(2)	4	ALL	651021	
2002	4.6	2FMXT05.4RF6	LEV1 LEV		D-665-20	RR	D	2TWC(2)	4	ALL	651038	
2002	4.6	2FMXT05.4RF8	LEV1 LEV		D-665-11	RR	D	2TWC(2)	4	4WD	830602	
2002	4.6	2FMXT05.4RF6	LEV1 LEV		D-665-20	U	D	2TWC(2)	4	ALL		651673
2002	4.6	2FMXT05.4PF5	LEV1 LEV		D-665-20	UL	D	2TWC(2)	4	ALL		651559
2002	4.6	2FMXT05.4PF6	LEV1 LEV		D-665-20	UL	D	2TWC(2)	4	ALL		651559
2002	4.6	2FMXT05.4RF6	LEV1 LEV		D-665-11	UL	D	2TWC(2)	4	2WD		830676
2002	4.6	2FMXT05.4RF8	LEV1 LEV		D-665-11	UL	D	2TWC(2)	4	2WD		830676
2002	4.6	2FMXT05.4PF5	LEV1 LEV		D-665-20	UR	D	2TWC(2)	4	ALL		651560
2002	4.6	2FMXT05.4PF6	LEV1 LEV		D-665-20	UR	D	2TWC(2)	4	ALL		651560
2002	4.6	2FMXT05.4RF6	LEV1 LEV		D-665-11	UR	D	2TWC(2)	4	2WD		830677
2002	4.6	2FMXT05.4RF8	LEV1 LEV		D-665-11	UR	D	2TWC(2)	4	2WD		830677
2003	4.6	3FMXT05.42F5	LEV1 LEV		D-665-11	FL	D	2TWC(2)	4	2WD	830502	
2003	4.6	3FMXT05.4PFB	LEV1 LEV		D-665-20	FL	D	2TWC(2)	4	ALL	650012	
2003	4.6	3FMXT05.42F5	LEV1 LEV		D-665-11	FR	D	2TWC(2)	4	2WD	830502	
2003	4.6	3FMXT05.4PFB	LEV1 LEV		D-665-20	FR	D	2TWC(2)	4	ALL	650022	
2003	4.6	3FMXT05.42F5	LEV1 LEV		D-665-11	RL	D	2TWC(2)	4	2WD	830604	
2003	4.6	3FMXT05.4PFB	LEV1 LEV		D-665-20	RL	D	2TWC(2)	4	ALL	651011	
2003	4.6	3FMXT05.42F5	LEV1 LEV		D-665-11	RR	D	2TWC(2)	4	2WD	830604	
2003	4.6	3FMXT05.4PFB	LEV1 LEV		D-665-20	RR	D	2TWC(2)	4	ALL	651021	
2003	4.6	3FMXT05.42F5	LEV1 LEV		D-665-11	UL	D	2TWC(2)	4	2WD		830664
2003	4.6	3FMXT05.4PFB	LEV1 LEV		D-665-11	UL	D	2TWC(2)	4	2WD		830676
2003	4.6	3FMXT05.42F5	LEV1 LEV		D-665-11	UR	D	2TWC(2)	4	2WD		830665
2003	4.6	3FMXT05.4PFB	LEV1 LEV		D-665-11	UR	D	2TWC(2)	4	2WD		830677
2004	4.6	4FMXT04.6PNB	LEV1 LEV		D-665-20	FL	D	2TWC(2)	4	ALL	650037	
2004	4.6	4FMXT04.6PNB	LEV1 LEV		D-665-20	FR	D	2TWC(2)	4	ALL	650037	
2004	4.6	4FMXT04.6PNB	LEV1 LEV		D-665-20	RL	D	2TWC(2)	4	ALL	651038	

Year	Liters	Engine Family	Certification Std.	Comments	Executive Order	Location	Exhaust Type	Converter Type	# Converters	Drive Type	Universal #	Direct Fit #
------	--------	---------------	--------------------	----------	-----------------	----------	--------------	----------------	--------------	------------	-------------	--------------

FORD

F-150 (Continued)

2004	4.6	4FMXT04.6PNB	LEV1 LEV		D-665-20	RR	D	2TWC(2)	4	ALL	651038	
2004	4.6	4FMXT04.6PNB	LEV1 LEV		D-665-20	U	D	2TWC(2)	4	ALL		651673
2004	4.6	4FMXT04.6PNB	LEV1 LEV		D-665-11	UL	D	2TWC(2)	4	2WD		830682
2004	4.6	4FMXT04.6PNB	LEV1 LEV		D-665-11	UR	D	2TWC(2)	4	2WD		830683
1996	4.9	TFM4.958GFJK	TIER1		D-665-11	F	S	TWC(2)	2	2WD	830501	
1996	4.9	TFM4.958GFJK	TIER1		D-665-11	R	S	TWC(2)	2	2WD	830601	
1996	4.9	TFM4.958GFJK	TIER1		D-665-20	U	S	TWC	1	ALL	651018	651528
1996	5.0	TFM4.968GFJK	TIER1		D-665-20	F	S	TWC(2)	2	ALL	650029	
1996	5.0	TFM5.0H8G1EK	TIER1		D-665-11	FL	D	2TWC(2)	4	4WD	830501	
1996	5.0	TFM5.0H8G1EK	TIER1		D-665-11	FR	D	2TWC(2)	4	4WD	830501	
1996	5.0	TFM4.968GFJK	TIER1		D-665-20	R	S	TWC(2)	2	ALL	651028	
1996	5.0	TFM5.0H8G1EK	TIER1		D-665-11	RL	D	2TWC(2)	4	4WD	830601	
1996	5.0	TFM5.0H8G1EK	TIER1		D-665-11	RR	D	2TWC(2)	4	4WD	830601	
1996	5.0	TFM4.968GFJK	TIER1		D-665-20	U	S	TWC(2)	2	ALL		651509
1997	5.4	VFM5.4H8G1EK	TIER1		D-665-20	FL	D	2TWC(2)	4	2WD	650011	
1997	5.4	VFM5.4H8G1EK	TIER1		D-665-20	FR	D	2TWC(2)	4	2WD	650022	
1997	5.4	VFM5.4H8G1EK	TIER1		D-665-20	RL	D	2TWC(2)	4	2WD	651010	
1997	5.4	VFM5.4H8G1EK	TIER1		D-665-20	RR	D	2TWC(2)	4	2WD	651021	
1997	5.4	VFM5.4H8G1EK	TIER1		D-665-20	UL	D	2TWC(2)	4	4WD		651526
1997	5.4	VFM5.4H8G1EK	TIER1		D-665-20	UR	D	2TWC(2)	4	4WD		651527
1998	5.4	WFMXA05.4HBC	TIER1		D-665-20	F	D	2TWC(2)	4	ALL	650037	
1998	5.4	WFMXA05.4HBC	TIER1		D-665-20	FL	D	2TWC(2)	4	2WD	650011	
1998	5.4	WFMXA05.4JBN	TIER1		D-665-20	FL	D	2TWC(2)	4	2WD	650037	
1998	5.4	WG9XA05.45BF	LEV1 LEV		D-665-20	FL	D	2TWC(2)	4	2WD	650037	
1998	5.4	WG9XA05.46BF	LEV1 LEV		D-665-20	FL	D	2TWC(2)	4	2WD	650011	
1998	5.4	WG9XA05.4HGC	LEV1 LEV		D-665-20	FL	D	2TWC(2)	4	2WD	650037	
1998	5.4	WG9XA05.4JGC	LEV1 LEV		D-665-20	FL	D	2TWC(2)	4	2WD	650011	
1998	5.4	WFMXA05.4HBC	TIER1		D-665-20	FR	D	2TWC(2)	4	2WD	650022	
1998	5.4	WFMXA05.4JBN	TIER1		D-665-20	FR	D	2TWC(2)	4	2WD	650037	
1998	5.4	WG9XA05.45BF	LEV1 LEV		D-665-20	FR	D	2TWC(2)	4	2WD	650037	
1998	5.4	WG9XA05.46BF	LEV1 LEV		D-665-20	FR	D	2TWC(2)	4	2WD	650022	
1998	5.4	WG9XA05.4HGC	LEV1 LEV		D-665-20	FR	D	2TWC(2)	4	2WD	650037	
1998	5.4	WG9XA05.4JGC	LEV1 LEV		D-665-20	FR	D	2TWC(2)	4	2WD	650022	
1998	5.4	WFMXA05.4HBC	TIER1		D-665-20	R	D	2TWC(2)	4	ALL	651035	
1998	5.4	WFMXA05.4HBC	TIER1		D-665-20	RL	D	2TWC(2)	4	2WD	651010	
1998	5.4	WFMXA05.4JBN	TIER1		D-665-20	RL	D	2TWC(2)	4	2WD	651035	
1998	5.4	WG9XA05.45BF	LEV1 LEV		D-665-20	RL	D	2TWC(2)	4	2WD	651035	
1998	5.4	WG9XA05.46BF	LEV1 LEV		D-665-20	RL	D	2TWC(2)	4	2WD	651021	
1998	5.4	WG9XA05.4HGC	LEV1 LEV		D-665-20	RL	D	2TWC(2)	4	2WD	651035	
1998	5.4	WG9XA05.4JGC	LEV1 LEV		D-665-20	RL	D	2TWC(2)	4	2WD	651021	
1998	5.4	WFMXA05.4HBC	TIER1		D-665-20	RR	D	2TWC(2)	4	2WD	651021	
1998	5.4	WFMXA05.4JBN	TIER1		D-665-20	RR	D	2TWC(2)	4	2WD	651035	
1998	5.4	WG9XA05.45BF	LEV1 LEV		D-665-20	RR	D	2TWC(2)	4	2WD	651035	
1998	5.4	WG9XA05.46BF	LEV1 LEV		D-665-20	RR	D	2TWC(2)	4	2WD	651021	
1998	5.4	WG9XA05.4HGC	LEV1 LEV		D-665-20	RR	D	2TWC(2)	4	2WD	651035	
1998	5.4	WG9XA05.4JGC	LEV1 LEV		D-665-20	RR	D	2TWC(2)	4	2WD	651021	
1998	5.4	WFMXA05.4HBC	TIER1		D-665-20	UL	D	2TWC(2)	4	4WD		651526
1998	5.4	WFMXA05.4JBN	TIER1		D-665-20	UL	D	2TWC(2)	4	4WD		651526
1998	5.4	WG9XA05.45BF	LEV1 LEV		D-665-20	UL	D	2TWC(2)	4	2WD		651624

OBDII

Year	Liters	Engine Family	Certification Std.	Comments	Executive Order	Location	Exhaust Type	Converter Type	# Converters	Drive Type	Universal #	Direct Fit #
------	--------	---------------	--------------------	----------	-----------------	----------	--------------	----------------	--------------	------------	-------------	--------------

FORD

F-150 (Continued)

1998	5.4	WG9XA05.46BF	LEV1 LEV		D-665-20	UL	D	2TWC(2)	4	2WD		651624
1998	5.4	WG9XA05.4HGC	LEV1 LEV		D-665-20	UL	D	2TWC(2)	4	2WD		651624
1998	5.4	WG9XA05.4JGC	LEV1 LEV		D-665-20	UL	D	2TWC(2)	4	2WD		651624
1998	5.4	WFMXA05.4HBC	TIER1		D-665-20	UR	D	2TWC(2)	4	4WD		651527
1998	5.4	WFMXA05.4JBN	TIER1		D-665-20	UR	D	2TWC(2)	4	4WD		651527
1998	5.4	WG9XA05.45BF	LEV1 LEV		D-665-20	UR	D	2TWC(2)	4	2WD		651632
1998	5.4	WG9XA05.46BF	LEV1 LEV		D-665-20	UR	D	2TWC(2)	4	2WD		651632
1998	5.4	WG9XA05.4HGC	LEV1 LEV		D-665-20	UR	D	2TWC(2)	4	2WD		651632
1998	5.4	WG9XA05.4JGC	LEV1 LEV		D-665-20	UR	D	2TWC(2)	4	2WD		651632
1999	5.4	XFMXA05.4HGC	LEV1 LEV		D-665-20	FL	D	2TWC(2)	4	2WD	650012	
1999	5.4	XFMXA05.4JGC	LEV1 LEV		D-665-20	FL	D	2TWC(2)	4	2WD	650037	
1999	5.4	XFMXT05.42BF	TIER1		D-665-20	FL	D	2TWC(2)	4	ALL	650012	
1999	5.4	XFMXA05.4HGC	LEV1 LEV		D-665-20	FR	D	2TWC(2)	4	2WD	650022	
1999	5.4	XFMXA05.4JGC	LEV1 LEV		D-665-20	FR	D	2TWC(2)	4	2WD	650037	
1999	5.4	XFMXT05.42BF	TIER1		D-665-20	FR	D	2TWC(2)	4	ALL	650022	
1999	5.4	XFMXA05.4HGC	LEV1 LEV		D-665-20	RL	D	2TWC(2)	4	2WD	651011	
1999	5.4	XFMXA05.4JGC	LEV1 LEV		D-665-20	RL	D	2TWC(2)	4	2WD	651035	
1999	5.4	XFMXT05.42BF	TIER1		D-665-20	RL	D	2TWC(2)	4	ALL	651011	
1999	5.4	XFMXA05.4HGC	LEV1 LEV		D-665-20	RR	D	2TWC(2)	4	2WD	651021	
1999	5.4	XFMXA05.4JGC	LEV1 LEV		D-665-20	RR	D	2TWC(2)	4	2WD	651035	
1999	5.4	XFMXT05.42BF	TIER1		D-665-20	RR	D	2TWC(2)	4	ALL	651021	
1999	5.4	XFMXT05.42BF	TIER1		D-665-20	U	D	2TWC(2)	4	ALL		651524
1999	5.4	XFMXA05.4JGC	LEV1 LEV		D-665-20	UL	D	2TWC(2)	4	2WD		651604
1999	5.4	XFMXA05.4HGC	LEV1 LEV	w/4r70w trans	D-665-20	UL	D	2TWC(2)	4	4WD		651552
1999	5.4	XFMXA05.4JGC	LEV1 LEV	w/4r70w trans	D-665-20	UL	D	2TWC(2)	4	4WD		651604
1999	5.4	XFMXA05.4JGC	LEV1 LEV		D-665-20	UR	D	2TWC(2)	4	2WD		651605
1999	5.4	XFMXA05.4HGC	LEV1 LEV	w/4r70w trans	D-665-20	UR	D	2TWC(2)	4	4WD		651553
1999	5.4	XFMXA05.4JGC	LEV1 LEV	w/4r70w trans	D-665-20	UR	D	2TWC(2)	4	4WD		651605
2000	5.4	YEMXT05.42BF	TIER1		D-665-20	FL	D	2TWC(2)	4	ALL	650012	
2000	5.4	YFMXA05.4HGC	LEV1 LEV		D-665-20	FL	D	2TWC(2)	4	2WD	650012	
2000	5.4	YFMXA05.4RF7	LEV1 LEV		D-665-20	FL	D	2TWC(2)	4	2WD	650037	
2000	5.4	YFMXT05.42BF	TIER1		D-665-20	FL	D	2TWC(2)	4	ALL	650012	
2000	5.4	YFMXT05.4PF5	LEV1 LEV		D-665-20	FL	D	2TWC(2)	4	2WD	650012	
2000	5.4	YFMXT05.4RF7	LEV1 LEV		D-665-20	FL	D	2TWC(2)	4	ALL	650037	
2000	5.4	YEMXT05.42BF	TIER1		D-665-20	FR	D	2TWC(2)	4	ALL	650022	
2000	5.4	YFMXA05.4HGC	LEV1 LEV		D-665-20	FR	D	2TWC(2)	4	2WD	650022	
2000	5.4	YFMXA05.4RF7	LEV1 LEV		D-665-20	FR	D	2TWC(2)	4	2WD	650037	
2000	5.4	YFMXT05.42BF	TIER1		D-665-20	FR	D	2TWC(2)	4	ALL	650022	
2000	5.4	YFMXT05.4PF5	LEV1 LEV		D-665-20	FR	D	2TWC(2)	4	2WD	650022	
2000	5.4	YFMXT05.4RF7	LEV1 LEV		D-665-20	FR	D	2TWC(2)	4	ALL	650037	
2000	5.4	YEMXT05.42BF	TIER1		D-665-20	RL	D	2TWC(2)	4	ALL	651011	
2000	5.4	YFMXA05.4HGC	LEV1 LEV		D-665-20	RL	D	2TWC(2)	4	2WD	651011	
2000	5.4	YFMXA05.4RF7	LEV1 LEV		D-665-20	RL	D	2TWC(2)	4	2WD	651035	
2000	5.4	YFMXT05.42BF	TIER1		D-665-20	RL	D	2TWC(2)	4	ALL	651011	
2000	5.4	YFMXT05.4PF5	LEV1 LEV		D-665-20	RL	D	2TWC(2)	4	2WD	651011	
2000	5.4	YFMXT05.4RF7	LEV1 LEV		D-665-20	RL	D	2TWC(2)	4	ALL	651035	
2000	5.4	YEMXT05.42BF	TIER1		D-665-20	RR	D	2TWC(2)	4	ALL	651021	
2000	5.4	YFMXA05.4HGC	LEV1 LEV		D-665-20	RR	D	2TWC(2)	4	2WD	651021	
2000	5.4	YFMXA05.4RF7	LEV1 LEV		D-665-20	RR	D	2TWC(2)	4	2WD	651035	

OBDII

Year	Liters	Engine Family	Certification Std.	Comments	Executive Order	Location	Exhaust Type	Converter Type	# Converters	Drive Type	Universal #	Direct Fit #
------	--------	---------------	--------------------	----------	-----------------	----------	--------------	----------------	--------------	------------	-------------	--------------

FORD

F-150 (Continued)

2000	5.4	YFMXT05.42BF	TIER1		D-665-20	RR	D	2TWC(2)	4	ALL	651021	
2000	5.4	YFMXT05.4PF5	LEV1 LEV		D-665-20	RR	D	2TWC(2)	4	2WD	651021	
2000	5.4	YFMXT05.4RF7	LEV1 LEV		D-665-20	RR	D	2TWC(2)	4	ALL	651035	
2000	5.4	YEMXT05.42BF	TIER1		D-665-20	U	D	2TWC(2)	4	ALL		651524
2000	5.4	YFMXA05.4RF7	LEV1 LEV		D-665-20	U	D	2TWC(2)	4	2WD		651671
2000	5.4	YFMXT05.42BF	TIER1		D-665-20	U	D	2TWC(2)	4	ALL		651524
2000	5.4	YFMXT05.4RF7	LEV1 LEV		D-665-20	U	D	2TWC(2)	4	ALL		651671
2000	5.4	YFMXA05.4HGC	LEV1 LEV		D-665-11	UL	D	2TWC(2)	4	4WD		651552
2000	5.4	YFMXT05.4PF5	LEV1 LEV		D-665-11	UL	D	2TWC(2)	4	4WD		651552
2000	5.4	YFMXT05.4RF7	LEV1 LEV		D-665-11	UL	D	2TWC(2)	4	4WD		830664
2000	5.4	YFMXA05.4HGC	LEV1 LEV	w/4r70w trans	D-665-20	UL	D	2TWC(2)	4	4WD		651552
2000	5.4	YFMXA05.4RF7	LEV1 LEV	w/4r70w trans	D-665-20	UL	D	2TWC(2)	4	4WD		651552
2000	5.4	YFMXT05.4PF5	LEV1 LEV	w/4r70w trans	D-665-20	UL	D	2TWC(2)	4	4WD		651552
2000	5.4	YFMXA05.4HGC	LEV1 LEV		D-665-11	UR	D	2TWC(2)	4	4WD		651553
2000	5.4	YFMXT05.4PF5	LEV1 LEV		D-665-11	UR	D	2TWC(2)	4	4WD		651553
2000	5.4	YFMXT05.4RF7	LEV1 LEV		D-665-11	UR	D	2TWC(2)	4	4WD		830665
2000	5.4	YFMXA05.4HGC	LEV1 LEV	w/4r70w trans	D-665-20	UR	D	2TWC(2)	4	4WD		651553
2000	5.4	YFMXA05.4RF7	LEV1 LEV	w/4r70w trans	D-665-20	UR	D	2TWC(2)	4	4WD		651553
2000	5.4	YFMXT05.4PF5	LEV1 LEV	w/4r70w trans	D-665-20	UR	D	2TWC(2)	4	4WD		651553
2001	5.4	1FMXT05.42F5	LEV1 LEV		D-665-20	FL	D	2TWC(2)	4	2WD	650012	
2001	5.4	1FMXT05.4PF4	LEV1 LEV		D-665-20	FL	D	2TWC(2)	4	2WD	650037	830662
2001	5.4	1FMXT05.4PF5	LEV1 LEV		D-665-20	FL	D	2TWC(2)	4	2WD	650012	
2001	5.4	1FMXT05.4RF7	LEV1 LEV		D-665-20	FL	D	2TWC(2)	4	2WD	650013	
2001	5.4	1FMXT05.4RF8	LEV1 LEV		D-665-20	FL	D	2TWC(2)	4	2WD	650012	
2001	5.4	1FMXT05.42F5	LEV1 LEV		D-665-16	FL	D	2TWC,TWC(2)	4	2WD	830720	
2001	5.4	1FMXT05.42F5	LEV1 LEV		D-665-20	FR	D	2TWC(2)	4	2WD	650022	
2001	5.4	1FMXT05.4PF4	LEV1 LEV		D-665-20	FR	D	2TWC(2)	4	2WD	650037	830663
2001	5.4	1FMXT05.4PF5	LEV1 LEV		D-665-20	FR	D	2TWC(2)	4	2WD	650022	
2001	5.4	1FMXT05.4RF7	LEV1 LEV		D-665-20	FR	D	2TWC(2)	4	2WD	650022	
2001	5.4	1FMXT05.4RF8	LEV1 LEV		D-665-20	FR	D	2TWC(2)	4	2WD	650022	
2001	5.4	1FMXT05.42F5	LEV1 LEV		D-665-16	FR	D	2TWC,TWC(2)	4	2WD	830720	
2001	5.4	1FMXT05.42F5	LEV1 LEV		D-665-20	RL	D	2TWC(2)	4	2WD	651011	
2001	5.4	1FMXT05.4PF4	LEV1 LEV		D-665-20	RL	D	2TWC(2)	4	2WD	651035	
2001	5.4	1FMXT05.4PF5	LEV1 LEV		D-665-20	RL	D	2TWC(2)	4	2WD	651011	
2001	5.4	1FMXT05.4RF7	LEV1 LEV		D-665-20	RL	D	2TWC(2)	4	2WD	651021	
2001	5.4	1FMXT05.4RF8	LEV1 LEV		D-665-20	RL	D	2TWC(2)	4	2WD	651011	
2001	5.4	1FMXT05.42F5	LEV1 LEV		D-665-16	RL	D	2TWC,TWC(2)	4	2WD	830821	
2001	5.4	1FMXT05.42F5	LEV1 LEV		D-665-20	RR	D	2TWC(2)	4	2WD	651021	
2001	5.4	1FMXT05.4PF4	LEV1 LEV		D-665-20	RR	D	2TWC(2)	4	2WD	651035	
2001	5.4	1FMXT05.4PF5	LEV1 LEV		D-665-20	RR	D	2TWC(2)	4	2WD	651021	
2001	5.4	1FMXT05.4RF7	LEV1 LEV		D-665-20	RR	D	2TWC(2)	4	2WD	651011	
2001	5.4	1FMXT05.4RF8	LEV1 LEV		D-665-20	RR	D	2TWC(2)	4	2WD	651021	
2001	5.4	1FMXT05.42F5	LEV1 LEV		D-665-16	RR	D	2TWC,TWC(2)	4	2WD	830821	
2001	5.4	1FMXT05.4PF4	LEV1 LEV		D-665-20	U	D	2TWC(2)	4	2WD		651610
2001	5.4	1FMXT05.4RF7	LEV1 LEV		D-665-20	U	D	2TWC(2)	4	2WD		651680
2001	5.4	1FMXT05.42F5	LEV1 LEV		D-665-20	UL	D	2TWC(2)	4	2WD		651556
2001	5.4	1FMXT05.4PF4	LEV1 LEV		D-665-11	UL	D	2TWC(2)	4	4WD		830664
2001	5.4	1FMXT05.4PF5	LEV1 LEV		D-665-20	UL	D	2TWC(2)	4	2WD		651552
2001	5.4	1FMXT05.4RF8	LEV1 LEV		D-665-20	UL	D	2TWC(2)	4	2WD		651552

OBDII

Year	Liters	Engine Family	Certification Std.	Comments	Executive Order	Location	Exhaust Type	Converter Type	# Converters	Drive Type	Universal #	Direct Fit #
------	--------	---------------	--------------------	----------	-----------------	----------	--------------	----------------	--------------	------------	-------------	--------------

FORD

F-150 (Continued)

2001	5.4	1FMXT05.4RF7	LEV1 LEV	OLD BODY STYLE	D-665-20	UL	D	2TWC(2)	4	4WD		651546
2001	5.4	1FMXT05.4PF5	LEV1 LEV	w/4r70w trans	D-665-20	UL	D	2TWC(2)	4	4WD		651552
2001	5.4	1FMXT05.4RF8	LEV1 LEV	w/4r70w trans	D-665-20	UL	D	2TWC(2)	4	4WD		651552
2001	5.4	1FMXT05.4PF5	LEV1 LEV		D-665-16	UL	D	2TWC,TWC(2)	4	4WD		830888
2001	5.4	1FMXT05.4RF7	LEV1 LEV		D-665-16	UL	D	2TWC,TWC(2)	4	4WD		830888
2001	5.4	1FMXT05.4RF8	LEV1 LEV		D-665-16	UL	D	2TWC,TWC(2)	4	4WD		830888
2001	5.4	1FMXT05.42F5	LEV1 LEV	OLD BODY STYLE	D-665-16	UL	D	2TWC,TWC(2)	4	2WD		830880
2001	5.4	1FMXT05.42F5	LEV1 LEV		D-665-20	UR	D	2TWC(2)	4	2WD		651524
2001	5.4	1FMXT05.4PF4	LEV1 LEV		D-665-11	UR	D	2TWC(2)	4	4WD		830665
2001	5.4	1FMXT05.4PF5	LEV1 LEV		D-665-20	UR	D	2TWC(2)	4	2WD		651547
2001	5.4	1FMXT05.4RF8	LEV1 LEV		D-665-20	UR	D	2TWC(2)	4	2WD		651547
2001	5.4	1FMXT05.42F5	LEV1 LEV	3 BOLT FLANGE/SINGLE CAT SYSTEM	D-665-20	UR	D	2TWC(2)	4	ALL		651524
2001	5.4	1FMXT05.4RF7	LEV1 LEV	OLD BODY STYLE	D-665-20	UR	D	2TWC(2)	4	2WD		651547
2001	5.4	1FMXT05.4PF5	LEV1 LEV	w/4r70w trans	D-665-20	UR	D	2TWC(2)	4	4WD		651547
2001	5.4	1FMXT05.4RF7	LEV1 LEV	w/4r70w trans	D-665-20	UR	D	2TWC(2)	4	4WD		651547
2001	5.4	1FMXT05.4RF8	LEV1 LEV	w/4r70w trans	D-665-20	UR	D	2TWC(2)	4	4WD		651547
2001	5.4	1FMXT05.4PF4	LEV1 LEV		D-665-16	UR	D	2TWC,TWC(2)	4	ALL		830888
2001	5.4	1FMXT05.4PF5	LEV1 LEV		D-665-16	UR	D	2TWC,TWC(2)	4	4WD		830889
2001	5.4	1FMXT05.4RF7	LEV1 LEV		D-665-16	UR	D	2TWC,TWC(2)	4	4WD		830889
2001	5.4	1FMXT05.4RF8	LEV1 LEV		D-665-16	UR	D	2TWC,TWC(2)	4	4WD		830889
2001	5.4	1FMXT05.42F5	LEV1 LEV	OLD BODY STYLE	D-665-16	UR	D	2TWC,TWC(2)	4	2WD		830881
2002	5.4	2FMXT05.42F5	LEV1 LEV		D-665-20	FL	D	2TWC(2)	4	ALL	650012	
2002	5.4	2FMXT05.4PF5	LEV1 LEV		D-665-20	FL	D	2TWC(2)	4	ALL	650012	
2002	5.4	2FMXT05.4PF6	LEV1 LEV		D-665-20	FL	D	2TWC(2)	4	ALL	650012	
2002	5.4	2FMXT05.4RF6	LEV1 LEV		D-665-20	FL	D	2TWC(2)	4	ALL	650037	
2002	5.4	2FMXT05.4RF8	LEV1 LEV		D-665-20	FL	D	2TWC(2)	4	ALL	650012	
2002	5.4	2FMXT05.42F5	LEV1 LEV		D-665-16	FL	D	2TWC,TWC(2)	4	2WD	830720	
2002	5.4	2FMXT05.42F5	LEV1 LEV		D-665-20	FR	D	2TWC(2)	4	ALL	650022	
2002	5.4	2FMXT05.4PF5	LEV1 LEV		D-665-20	FR	D	2TWC(2)	4	ALL	650022	
2002	5.4	2FMXT05.4PF6	LEV1 LEV		D-665-20	FR	D	2TWC(2)	4	ALL	650022	
2002	5.4	2FMXT05.4RF6	LEV1 LEV		D-665-20	FR	D	2TWC(2)	4	ALL	650037	
2002	5.4	2FMXT05.4RF8	LEV1 LEV		D-665-20	FR	D	2TWC(2)	4	ALL	650022	
2002	5.4	2FMXT05.42F5	LEV1 LEV		D-665-16	FR	D	2TWC,TWC(2)	4	2WD	830720	
2002	5.4	2FMXT05.42F5	LEV1 LEV		D-665-20	RL	D	2TWC(2)	4	ALL	651011	
2002	5.4	2FMXT05.4PF5	LEV1 LEV		D-665-20	RL	D	2TWC(2)	4	ALL	651011	
2002	5.4	2FMXT05.4PF6	LEV1 LEV		D-665-20	RL	D	2TWC(2)	4	ALL	651011	
2002	5.4	2FMXT05.4RF6	LEV1 LEV		D-665-20	RL	D	2TWC(2)	4	ALL	651035	
2002	5.4	2FMXT05.4RF8	LEV1 LEV		D-665-20	RL	D	2TWC(2)	4	ALL	651011	
2002	5.4	2FMXT05.42F5	LEV1 LEV		D-665-16	RL	D	2TWC,TWC(2)	4	2WD	830821	
2002	5.4	2FMXT05.42F5	LEV1 LEV		D-665-20	RR	D	2TWC(2)	4	ALL	651021	
2002	5.4	2FMXT05.4PF5	LEV1 LEV		D-665-20	RR	D	2TWC(2)	4	ALL	651021	
2002	5.4	2FMXT05.4PF6	LEV1 LEV		D-665-20	RR	D	2TWC(2)	4	ALL	651021	
2002	5.4	2FMXT05.4RF6	LEV1 LEV		D-665-20	RR	D	2TWC(2)	4	ALL	651035	
2002	5.4	2FMXT05.4RF8	LEV1 LEV		D-665-20	RR	D	2TWC(2)	4	ALL	651021	
2002	5.4	2FMXT05.42F5	LEV1 LEV		D-665-16	RR	D	2TWC,TWC(2)	4	2WD	830821	
2002	5.4	2FMXT05.42F5	LEV1 LEV		D-665-20	U	D	2TWC(2)	4	ALL		651671
2002	5.4	2FMXT05.4PF5	LEV1 LEV		D-665-20	U	D	2TWC(2)	4	ALL		651671
2002	5.4	2FMXT05.4RF6	LEV1 LEV		D-665-20	U	D	2TWC(2)	4	ALL		651671

OBDII

Year	Liters	Engine Family	Certification Std.	Comments	Executive Order	Location	Exhaust Type	Converter Type	# Converters	Drive Type	Universal #	Direct Fit #
------	--------	---------------	--------------------	----------	-----------------	----------	--------------	----------------	--------------	------------	-------------	--------------

FORD

F-150 (Continued)

2002	5.4	2FMXT05.4RF8	LEV1 LEV		D-665-20	U	D	2TWC(2)	4	ALL		651671
2002	5.4	2FMXT05.4PF5	LEV1 LEV		D-665-11	UL	D	2TWC(2)	4	4WD		830664
2002	5.4	2FMXT05.4PF6	LEV1 LEV		D-665-11	UL	D	2TWC(2)	4	4WD		830666
2002	5.4	2FMXT05.4RF6	LEV1 LEV		D-665-11	UL	D	2TWC(2)	4	4WD		830664
2002	5.4	2FMXT05.4RF8	LEV1 LEV		D-665-11	UL	D	2TWC(2)	4	4WD		830664
2002	5.4	2FMXA05.4HJD	LEV1 LEV		D-665-16	UL	D	2TWC,TWC(2)	4	4WD		830888
2002	5.4	2FMXT05.4PF5	LEV1 LEV		D-665-16	UL	D	2TWC,TWC(2)	4	2WD		830880
2002	5.4	2FMXT05.4PF6	LEV1 LEV		D-665-16	UL	D	2TWC,TWC(2)	4	2WD		830880
2002	5.4	2FMXT05.4RF6	LEV1 LEV		D-665-16	UL	D	2TWC,TWC(2)	4	4WD		830888
2002	5.4	2FMXT05.42F5	LEV1 LEV	OLD BODY STYLE	D-665-16	UL	D	2TWC,TWC(2)	4	2WD		830880
2002	5.4	2FMXT05.4PF5	LEV1 LEV		D-665-11	UR	D	2TWC(2)	4	4WD		830665
2002	5.4	2FMXT05.4PF6	LEV1 LEV		D-665-11	UR	D	2TWC(2)	4	4WD		830667
2002	5.4	2FMXT05.4RF6	LEV1 LEV		D-665-11	UR	D	2TWC(2)	4	4WD		830665
2002	5.4	2FMXT05.4RF8	LEV1 LEV		D-665-11	UR	D	2TWC(2)	4	4WD		830665
2002	5.4	2FMXA05.4HJD	LEV1 LEV		D-665-16	UR	D	2TWC,TWC(2)	4	4WD		830889
2002	5.4	2FMXT05.4PF5	LEV1 LEV		D-665-16	UR	D	2TWC,TWC(2)	4	2WD		830881
2002	5.4	2FMXT05.4PF6	LEV1 LEV		D-665-16	UR	D	2TWC,TWC(2)	4	2WD		830881
2002	5.4	2FMXT05.4RF6	LEV1 LEV		D-665-16	UR	D	2TWC,TWC(2)	4	4WD		830889
2002	5.4	2FMXT05.42F5	LEV1 LEV	OLD BODY STYLE	D-665-16	UR	D	2TWC,TWC(2)	4	2WD		830881
2003	5.4	3FMXT05.42F5	LEV1 LEV		D-665-20	FL	D	2TWC(2)	4	ALL	650037	
2003	5.4	3FMXT05.4PFB	LEV1 LEV		D-665-20	FL	D	2TWC(2)	4	ALL	650037	
2003	5.4	3FMXT05.4RF8	LEV1 LEV		D-665-20	FL	D	2TWC(2)	4	ALL	650012	
2003	5.4	3FMXT05.42F5	LEV1 LEV		D-665-20	FR	D	2TWC(2)	4	ALL	650037	
2003	5.4	3FMXT05.4PFB	LEV1 LEV		D-665-20	FR	D	2TWC(2)	4	ALL	650037	
2003	5.4	3FMXT05.4RF8	LEV1 LEV		D-665-20	FR	D	2TWC(2)	4	ALL	650022	
2003	5.4	3FMXT05.42F5	LEV1 LEV		D-665-20	RL	D	2TWC(2)	4	ALL	651035	
2003	5.4	3FMXT05.4PFB	LEV1 LEV		D-665-20	RL	D	2TWC(2)	4	ALL	651035	
2003	5.4	3FMXT05.4RF8	LEV1 LEV		D-665-20	RL	D	2TWC(2)	4	ALL	651011	
2003	5.4	3FMXT05.42F5	LEV1 LEV		D-665-20	RR	D	2TWC(2)	4	ALL	651035	
2003	5.4	3FMXT05.4PFB	LEV1 LEV		D-665-20	RR	D	2TWC(2)	4	ALL	651035	
2003	5.4	3FMXT05.4RF8	LEV1 LEV		D-665-20	RR	D	2TWC(2)	4	ALL	651021	
2003	5.4	3FMXT05.42F5	LEV1 LEV		D-665-20	U	D	2TWC(2)	4	ALL		651671
2003	5.4	3FMXT05.4PFB	LEV1 LEV		D-665-20	U	D	2TWC(2)	4	ALL		651671
2003	5.4	3FMXT05.4RF8	LEV1 LEV		D-665-20	U	D	2TWC(2)	4	ALL		651673
2003	5.4	3FMXT05.4RF8	LEV1 LEV		D-665-11	UL	D	2TWC(2)	4	4WD		830664
2003	5.4	3FMXT05.4RF8	LEV1 LEV		D-665-11	UR	D	2TWC(2)	4	4WD		830665
2004	5.4	4FMXT05.4PP7	LEV1 LEV		D-665-20	FL	D	2TWC(2)	4	ALL	650037	
2004	5.4	4FMXT05.4PP7	LEV1 LEV		D-665-20	FR	D	2TWC(2)	4	ALL	650037	
2004	5.4	4FMXT05.4PP7	LEV1 LEV		D-665-20	RL	D	2TWC(2)	4	ALL	651038	
2004	5.4	4FMXT05.4PP7	LEV1 LEV		D-665-20	RR	D	2TWC(2)	4	ALL	651038	
2004	5.4	4FMXT05.4PP7	LEV1 LEV		D-665-20	U	D	2TWC(2)	4	ALL		651673
2004	5.4	4FMXT05.4PP7	LEV1 LEV		D-665-11	UL	D	2TWC(2)	4	2WD		830682
2004	5.4	4FMXT05.4PP7	LEV1 LEV		D-665-11	UR	D	2TWC(2)	4	2WD		830682
1996	5.8	TFM5.8H8G1EK	TIER1		D-665-20	F	S	TWC(2)	2	ALL	650010	
1996	5.8	TFM5.8H8G1EK	TIER1		D-665-20	R	S	TWC(2)	2	ALL	651015	

F-250

1997	4.6	VFM4.6J8G1EK	TIER1		D-665-20	FL	D	2TWC(2)	4	2WD	650014	
1997	4.6	VFM4.6J8G1EK	TIER1		D-665-20	FR	D	2TWC(2)	4	2WD	650010	
1997	4.6	VFM4.6J8G1EK	TIER1		D-665-20	RL	D	2TWC(2)	4	2WD	651013	

OBDII

Year Liters Engine Family Certification Std. Comments Executive Order Location Exhaust Type Converter Type # Converters Drive Type Universal # Direct Fit #

FORD

F-250 (Continued)

1997	4.6	VFM4.6J8G1EK	TIER1		D-665-20	RR	D	2TWC(2)	4	2WD	651009	
1997	4.6	VFM4.6J8G1EK	TIER1		D-665-20	UL	D	2TWC(2)	4	4WD		651522
1997	4.6	VFM4.6J8G1EK	TIER1		D-665-20	UR	D	2TWC(2)	4	2WD		651533
1998	4.6	WFMXA04.6BAA	TIER1		D-665-20	FL	D	2TWC(2)	4	2WD	650013	
1998	4.6	WFMXA04.6BAA	TIER1		D-665-20	FR	D	2TWC(2)	4	2WD	650022	
1998	4.6	WFMXA04.6BAA	TIER1		D-665-20	RL	D	2TWC(2)	4	2WD	651012	
1998	4.6	WFMXA04.6BAA	TIER1		D-665-20	RR	D	2TWC(2)	4	2WD	651021	
1998	4.6	WFMXA04.6BAA	TIER1		D-665-20	UL	D	2TWC(2)	4	4WD		651532
1998	4.6	WFMXA04.6BAA	TIER1		D-665-20	UR	D	2TWC(2)	4	4WD		651533
1999	4.6	XFMXA04.6JGC	LEV1 LEV		D-665-20	FL	D	2TWC(2)	4	2WD	650012	
1999	4.6	XFMXA04.6JGC	LEV1 LEV		D-665-20	FR	D	2TWC(2)	4	2WD	650022	
1999	4.6	XFMXA04.6JGC	LEV1 LEV		D-665-20	RL	D	2TWC(2)	4	2WD	651021	
1999	4.6	XFMXA04.6JGC	LEV1 LEV		D-665-20	RR	D	2TWC(2)	4	2WD	651021	
1999	4.6	XFMXA04.6JGC	LEV1 LEV		D-665-20	UL	D	2TWC(2)	4	2WD		651540
1999	4.6	XFMXA04.6JGC	LEV1 LEV		D-665-20	UR	D	2TWC(2)	4	2WD		651541
1996	4.9	TFM4.958GFJK	TIER1		D-665-11	F	S	TWC(2)	2	2WD	830501	
1996	4.9	TFM4.968GFJK	TIER1		D-665-11	F	S	TWC(2)	2	ALL	830501	
1996	4.9	TFM4.958GFJK	TIER1		D-665-11	R	S	TWC(2)	2	2WD	830601	
1996	4.9	TFM4.968GFJK	TIER1		D-665-11	R	S	TWC(2)	2	ALL	830601	
1996	4.9	TFM4.958GFJK	TIER1		D-665-20	U	S	TWC	1	ALL	651018	651528
1996	4.9	TFM4.968GFJK	TIER1		D-665-20	U	S	TWC	1	ALL	651018	651528
1996	5.0	TFM5.0H8G1EK	TIER1		D-665-11	FL	D	2TWC(2)	4	ALL	830501	
1996	5.0	TFM5.0H8G1EK	TIER1		D-665-11	FR	D	2TWC(2)	4	ALL	830501	
1996	5.0	TFM5.0H8G1EK	TIER1		D-665-11	RL	D	2TWC(2)	4	ALL	830601	
1996	5.0	TFM5.0H8G1EK	TIER1		D-665-11	RR	D	2TWC(2)	4	ALL	830601	
1997	5.4	VFM5.4J8G1FK	TIER1		D-665-20	FL	D	2TWC(2)	4	2WD	650011	
1997	5.4	VFM5.4J8G1FK	TIER1		D-665-20	FR	D	2TWC(2)	4	2WD	650022	
1997	5.4	VFM5.4J8G1FK	TIER1		D-665-20	RL	D	2TWC(2)	4	2WD	651010	
1997	5.4	VFM5.4J8G1FK	TIER1		D-665-20	RR	D	2TWC(2)	4	2WD	651021	
1997	5.4	VFM5.4J8G1FK	TIER1		D-665-20	UL	D	2TWC(2)	4	2WD		651612
1997	5.4	VFM5.4J8G1FK	TIER1		D-665-20	UR	D	2TWC(2)	4	2WD		651613
1998	5.4	WFMXA05.4JBN	TIER1		D-665-20	FL	D	2TWC(2)	4	ALL	650037	
1998	5.4	WG9XA05.46BF	LEV1 LEV		D-665-20	FL	D	2TWC(2)	4	2WD	650011	
1998	5.4	WG9XA05.4JGC	LEV1 LEV		D-665-20	FL	D	2TWC(2)	4	ALL	650037	
1998	5.4	WFMXA05.4JBN	TIER1		D-665-20	FR	D	2TWC(2)	4	ALL	650037	
1998	5.4	WG9XA05.46BF	LEV1 LEV		D-665-20	FR	D	2TWC(2)	4	2WD	650022	
1998	5.4	WG9XA05.4JGC	LEV1 LEV		D-665-20	FR	D	2TWC(2)	4	2WD	650022	
1998	5.4	WFMXA05.4JBN	TIER1		D-665-20	RL	D	2TWC(2)	4	ALL	651035	
1998	5.4	WG9XA05.46BF	LEV1 LEV		D-665-20	RL	D	2TWC(2)	4	2WD	651021	
1998	5.4	WG9XA05.4JGC	LEV1 LEV		D-665-20	RL	D	2TWC(2)	4	2WD	651021	
1998	5.4	WFMXA05.4JBN	TIER1		D-665-20	RR	D	2TWC(2)	4	ALL	651035	
1998	5.4	WG9XA05.46BF	LEV1 LEV		D-665-20	RR	D	2TWC(2)	4	2WD	651021	
1998	5.4	WG9XA05.4JGC	LEV1 LEV		D-665-20	RR	D	2TWC(2)	4	ALL	651035	
1998	5.4	WFMXA05.4JBN	TIER1		D-665-20	U	D	2TWC(2)	4	ALL		651671
1998	5.4	WG9XA05.4JGC	LEV1 LEV		D-665-20	U	D	2TWC(2)	4	ALL		651671
1998	5.4	WFMXA05.4JBN	TIER1		D-665-11	UL	D	2TWC(2)	4	4WD		830666
1998	5.4	WG9XA05.46BF	LEV1 LEV		D-665-20	UL	D	2TWC(2)	4	2WD		651624
1998	5.4	WG9XA05.4JGC	LEV1 LEV		D-665-20	UL	D	2TWC(2)	4	2WD		651624
1998	5.4	WFMXA05.4JBN	TIER1		D-665-11	UR	D	2TWC(2)	4	4WD		830667

Year	Liters	Engine Family	Certification Std.	Comments	Executive Order	Location	Exhaust Type	Converter Type	# Converters	Drive Type	Universal #	Direct Fit #
------	--------	---------------	--------------------	----------	-----------------	----------	--------------	----------------	--------------	------------	-------------	--------------

FORD

F-250 (Continued)

1998	5.4	WG9XA05.46BF	LEV1 LEV		D-665-20	UR D	2TWC(2)	4	2WD			651632
1998	5.4	WG9XA05.4JGC	LEV1 LEV		D-665-20	UR D	2TWC(2)	4	2WD			651632
1999	5.4	XFMXA05.4JGC	LEV1 LEV		D-665-20	FL D	2TWC(2)	4	2WD	650012		
1999	5.4	XFMXA05.4JGC	LEV1 LEV		D-665-20	FR D	2TWC(2)	4	2WD	650022		
1999	5.4	XFMXA05.4JGC	LEV1 LEV		D-665-20	RL D	2TWC(2)	4	2WD	651011		
1999	5.4	XFMXA05.4JGC	LEV1 LEV		D-665-20	RR D	2TWC(2)	4	2WD	651021		
1999	5.4	XFMXA05.4JBN	TIER1		D-665-6	U S	TWC	1	2WD	865013	865505	
1996	5.8	TFM5.8H8G1EK	TIER1		D-665-11	F S	TWC(2)	2	ALL	830501		
1996	5.8	TFM5.8H8G1EK	TIER1		D-665-11	R S	TWC(2)	2	ALL	830601		
1996	5.8	TFM5.8J8G1EK	TIER1		D-665-20	U S	TWC	1	ALL	651035	651671	
1997	5.8	VFM5.8J8G1EK	TIER1		D-665-20	F S	TWC(2)	2	ALL	650034		
1997	5.8	VFM5.8J8G1EK	TIER1		D-665-20	R S	TWC(2)	2	ALL	651035		
1999	6.8	XFMXA06.8JBC	TIER1		D-665-6	U S	TWC	1	2WD	865013	865505	
1996	7.5	TFM7.5J8G1CK	TIER1		D-665-6	U S	TWC	1	2WD	865013	865505	
1997	7.5	VFM7.5J8G1EK	TIER1		D-665-6	U S	TWC	1	2WD	865013	865505	

F-250 SUPER DUTY

1999	4.6	XFMXA04.6JGC	LEV1 LEV		D-665-11	FL D	2TWC(2)	4	4WD	830505		
1999	4.6	XFMXA04.6JGC	LEV1 LEV		D-665-11	FR D	2TWC(2)	4	4WD	830505		
1999	4.6	XFMXA04.6JGC	LEV1 LEV		D-665-11	RL D	2TWC(2)	4	4WD	830602		
1999	4.6	XFMXA04.6JGC	LEV1 LEV		D-665-11	RR D	2TWC(2)	4	4WD	830602		
1999	4.6	XFMXA04.6JGC	LEV1 LEV		D-665-11	UL D	2TWC(2)	4	4WD		830672	
1999	4.6	XFMXA04.6JGC	LEV1 LEV		D-665-11	UR D	2TWC(2)	4	4WD		830673	
1999	5.4	XFMXA05.4JGC	LEV1 LEV		D-665-11	FL D	2TWC(2)	4	4WD	830502		
1999	5.4	XFMXA05.4JGC	LEV1 LEV		D-665-11	FR D	2TWC(2)	4	4WD	830502		
1999	5.4	XFMXA05.4JGC	LEV1 LEV		D-665-11	RL D	2TWC(2)	4	4WD	830602		
1999	5.4	XFMXA05.4JGC	LEV1 LEV		D-665-11	RR D	2TWC(2)	4	4WD	830602		
1999	5.4	XFMXA05.4JBN	TIER1		D-665-18	U S	TWC	1	ALL	640021	865506	
1999	5.4	XFMXA05.4JGC	LEV1 LEV		D-665-11	UL D	2TWC(2)	4	4WD		830664	
1999	5.4	XFMXA05.4JGC	LEV1 LEV		D-665-11	UR D	2TWC(2)	4	4WD		830665	
2000	5.4	YFMXA05.4JGP	LEV1 LEV		D-665-6	U S	TWC	1	2WD	865012	865517	
2001	5.4	1FMXA05.4JFC	LEV1 LEV		D-665-6	U S	TWC	1	2WD	865012	865517	
2002	5.4	2FMXA05.4JFC	LEV1 LEV		D-665-6	U S	TWC	1	2WD	865012	865517	
2003	5.4	3FMXA05.4JFC	LEV1 LEV		D-665-6	U S	TWC	1	2WD	865012	865517	
2004	5.4	4FMXT05.4SQ2	LEV1 LEV		D-665-6	U S	TWC	1	2WD	865012	865517	
2005	5.4	5FMXK05.4SF5	LEV1 LEV		D-665-18	UL D	2TWC	2	ALL	640012		
2005	5.4	5FMXK05.4SF5	LEV1 LEV		D-665-18	UR D	2TWC	2	ALL	640012		
2006	5.4	6FMXK05.4SF5	LEV1 LEV		D-665-20	FL DS	2TWC,TWC	3	ALL	650037		
2006	5.4	6FMXK05.4SF5	LEV1 LEV		D-665-20	FR DS	2TWC,TWC	3	ALL	650037		
2006	5.4	6FMXK05.4SF5	LEV1 LEV		D-665-20	R DS	2TWC,TWC	3	ALL	651036		
2006	5.4	6FMXK05.4SF5	LEV1 LEV		D-665-20	U DS	2TWC,TWC	3	ALL		651672	
1999	6.8	XFMXA06.8JBC	TIER1		D-665-18	U S	TWC	1	ALL	640021	865506	
2000	6.8	YFMXA06.8JGN	LEV1 LEV		D-665-6	U S	TWC	1	2WD	865012	865517	
2001	6.8	1FMXA06.8JFC	LEV1 LEV		D-665-6	U S	TWC	1	2WD	865012	865517	
2002	6.8	2FMXA06.8JFC	LEV1 LEV		D-665-6	U S	TWC	1	2WD	865012	865517	
2003	6.8	3FMXA06.8JFC	LEV1 LEV		D-665-6	U S	TWC	1	2WD	865012	865517	
2004	6.8	4FMXT06.8TQ3	LEV1 LEV		D-665-6	U S	TWC	1	2WD	865012	865517	
2005	6.8	5FMXK06.8RF2	LEV1 LEV		D-665-18	UL D	2TWC	2	ALL	640012		
2005	6.8	5FMXK06.8SF2	LEV1 LEV		D-665-18	UL D	2TWC	2	ALL	640012		
2005	6.8	5FMXK06.8RF2	LEV1 LEV		D-665-18	UR D	2TWC	2	ALL	640012		

OBDII

Year	Liters	Engine Family	Certification Std.	Comments	Executive Order	Location	Exhaust Type	Converter Type	# Converters	Drive Type	Universal #	Direct Fit #
------	--------	---------------	--------------------	----------	-----------------	----------	--------------	----------------	--------------	------------	-------------	--------------

FORD

F-250 SUPER DUTY (Continued)

2005	6.8	5FMXK06.8SF2	LEV1 LEV		D-665-18	UR	D	2TWC	2	ALL	640012	
2006	6.8	6FMXK06.8RF2	LEV1 LEV		D-665-18	UL	D	2TWC	2	ALL	640012	
2006	6.8	6FMXK06.8RF2	LEV1 LEV		D-665-18	UR	D	2TWC	2	ALL	640012	

F-350

1996	4.9	TFM4.968GFJK	TIER1		D-665-11	F	S	TWC(2)	2	ALL	830501	
1996	4.9	TFM4.968GFJK	TIER1		D-665-11	R	S	TWC(2)	2	ALL	830601	
1996	4.9	TFM4.968GFJK	TIER1		D-665-20	U	S	TWC	1	ALL	651035	651671
1996	5.8	TFM5.8J8G1EK	TIER1		D-665-11	F	S	TWC(2)	2	ALL	830501	
1996	5.8	TFM5.8J8G1EK	TIER1		D-665-11	R	S	TWC(2)	2	ALL	830601	
1996	5.8	TFM5.8J8G1EK	TIER1		D-665-20	U	S	TWC	1	ALL	651035	651671
1997	5.8	VFM5.8J8G1EK	TIER1		D-665-20	F	S	TWC(2)	2	ALL	650034	
1997	5.8	VFM5.8J8G1EK	TIER1		D-665-20	R	S	TWC(2)	2	ALL	651035	
1996	7.5	TFM7.5J8G1CK	TIER1		D-665-6	U	S	TWC	1	2WD	865013	865505
1997	7.5	VFM7.5J8G1EK	TIER1		D-665-6	U	S	TWC	1	2WD	865013	865505

F-350 SUPER DUTY

1999	5.4	XFMXA05.4JBN	TIER1		D-665-6	U	S	TWC	1	2WD	865013	865505
2000	5.4	YFMXA05.4JGP	LEV1 LEV		D-665-6	U	S	TWC	1	2WD	865012	865517
2001	5.4	1FMXA05.4JFC	LEV1 LEV		D-665-6	U	S	TWC	1	2WD	865012	865517
2002	5.4	2FMXA05.4JFC	LEV1 LEV		D-665-6	U	S	TWC	1	2WD	865012	865517
2003	5.4	3FMXA05.4JFC	LEV1 LEV		D-665-6	U	S	TWC	1	2WD	865012	865517
2004	5.4	4FMXT05.4SQ2	LEV1 LEV		D-665-6	U	S	TWC	1	2WD	865012	865517
2005	5.4	5FMXK05.4TF9	LEV1 LEV		D-665-20	FL	DS	2TWC,TWC	3	ALL	650024	
2005	5.4	5FMXK05.4WFD	LEV1 LEV		D-665-20	FL	DS	2TWC,TWC	3	ALL	650024	
2005	5.4	5FMXK05.4TF9	LEV1 LEV		D-665-20	FL	DS	2TWC,TWC	3	ALL	650033	
2005	5.4	5FMXK05.4WFD	LEV1 LEV		D-665-20	FL	DS	2TWC,TWC	3	ALL	650033	
2005	5.4	5FMXK05.4TF9	LEV1 LEV		D-665-20	FR	DS	2TWC,TWC	3	ALL	650024	
2005	5.4	5FMXK05.4WFD	LEV1 LEV		D-665-20	FR	DS	2TWC,TWC	3	ALL	650024	
2005	5.4	5FMXK05.4TF9	LEV1 LEV		D-665-20	FR	DS	2TWC,TWC	3	ALL	650033	
2005	5.4	5FMXK05.4WFD	LEV1 LEV		D-665-20	FR	DS	2TWC,TWC	3	ALL	650033	
2005	5.4	5FMXK05.4TF9	LEV1 LEV		D-665-20	R	DS	2TWC,TWC	3	ALL	651023	
2005	5.4	5FMXK05.4WFD	LEV1 LEV		D-665-20	R	DS	2TWC,TWC	3	ALL	651023	
2005	5.4	5FMXK05.4TF9	LEV1 LEV		D-665-20	R	DS	2TWC,TWC	3	ALL	651035	
2005	5.4	5FMXK05.4WFD	LEV1 LEV		D-665-20	R	DS	2TWC,TWC	3	ALL	651035	
2005	5.4	5FMXK05.4TF9	LEV1 LEV		D-665-20	U	DS	2TWC,TWC	3	ALL		651660
2005	5.4	5FMXK05.4WFD	LEV1 LEV		D-665-20	U	DS	2TWC,TWC	3	ALL		651660
2005	5.4	5FMXK05.4TF9	LEV1 LEV		D-665-20	U	DS	2TWC,TWC	3	ALL		651671
2005	5.4	5FMXK05.4WFD	LEV1 LEV		D-665-20	U	DS	2TWC,TWC	3	ALL		651671
2005	5.4	5FMXK05.4LFD	LEV1 LEV		D-665-18	UL	D	2TWC	2	ALL	640012	
2005	5.4	5FMXK05.4SF5	LEV1 LEV		D-665-18	UL	D	2TWC	2	ALL	640012	
2005	5.4	5FMXK05.4LFD	LEV1 LEV		D-665-18	UR	D	2TWC	2	ALL	640012	
2005	5.4	5FMXK05.4SF5	LEV1 LEV		D-665-18	UR	D	2TWC	2	ALL	640012	
2006	5.4	6FMXK05.4SF5	LEV1 LEV		D-665-20	FL	DS	2TWC,TWC	3	ALL	650024	
2006	5.4	6FMXK05.4TF9	LEV1 LEV		D-665-20	FL	DS	2TWC,TWC	3	ALL	650024	
2006	5.4	6FMXK05.4WFD	LEV1 LEV		D-665-20	FL	DS	2TWC,TWC	3	ALL	650024	
2006	5.4	6FMXK05.4SF5	LEV1 LEV		D-665-20	FR	DS	2TWC,TWC	3	ALL	650024	
2006	5.4	6FMXK05.4TF9	LEV1 LEV		D-665-20	FR	DS	2TWC,TWC	3	ALL	650024	
2006	5.4	6FMXK05.4WFD	LEV1 LEV		D-665-20	FR	DS	2TWC,TWC	3	ALL	650024	
2006	5.4	6FMXK05.4SF5	LEV1 LEV		D-665-20	R	DS	2TWC,TWC	3	ALL	651023	
2006	5.4	6FMXK05.4TF9	LEV1 LEV		D-665-20	R	DS	2TWC,TWC	3	ALL	651023	

OBDII

Year	Liters	Engine Family	Certification Std.	Comments	Executive Order	Location	Exhaust Type	Converter Type	# Converters	Drive Type	Universal #	Direct Fit #
------	--------	---------------	--------------------	----------	-----------------	----------	--------------	----------------	--------------	------------	-------------	--------------

FORD

F-350 SUPER DUTY (Continued)

2006	5.4	6FMXK05.4WFD	LEV1 LEV		D-665-20	R DS	2TWC,TWC	3 ALL	651023			
2006	5.4	6FMXK05.4SF5	LEV1 LEV		D-665-20	U DS	2TWC,TWC	3 ALL			651660	
2006	5.4	6FMXK05.4TF9	LEV1 LEV		D-665-20	U DS	2TWC,TWC	3 ALL			651660	
2006	5.4	6FMXK05.4WFD	LEV1 LEV		D-665-20	U DS	2TWC,TWC	3 ALL			651660	
2006	5.4	6FMXK05.4LFD	LEV1 LEV		D-665-18	UL D	2TWC	2 ALL	640012			
2006	5.4	6FMXK05.4LFD	LEV1 LEV		D-665-18	UR D	2TWC	2 ALL	640012			
1999	6.8	XFMXA06.8JBC	TIER1		D-665-6	U S	TWC	1 2WD	865013		865505	
1999	6.8	XFMXH06.8TB5	TIER1		D-665-14	U S	TWC	1 2WD	865013		865506	
2000	6.8	YFMXA06.8JGN	LEV1 LEV		D-665-6	U S	TWC	1 2WD	865012		865517	
2001	6.8	1FMXA06.8JFC	LEV1 LEV		D-665-6	U S	TWC	1 2WD	865012		865517	
2002	6.8	2FMXA06.8JFC	LEV1 LEV		D-665-6	U S	TWC	1 2WD	865012		865517	
2003	6.8	3FMXA06.8JFC	LEV1 LEV		D-665-6	U S	TWC	1 2WD	865012		865517	
2004	6.8	4FMXT06.8TQ3	LEV1 LEV		D-665-6	U S	TWC	1 2WD	865012		865517	
2005	6.8	5FMXK06.8RF2	LEV1 LEV		D-665-18	UL D	2TWC	2 ALL	640012			
2005	6.8	5FMXK06.8SF2	LEV1 LEV		D-665-18	UL D	2TWC	2 ALL	640012			
2005	6.8	5FMXK06.8RF2	LEV1 LEV		D-665-18	UR D	2TWC	2 ALL	640012			
2005	6.8	5FMXK06.8SF2	LEV1 LEV		D-665-18	UR D	2TWC	2 ALL	640012			
2006	6.8	6FMXK06.8RF2	LEV1 LEV		D-665-18	UL D	2TWC	2 ALL	640012			
2006	6.8	6FMXK06.8RF2	LEV1 LEV		D-665-18	UR D	2TWC	2 ALL	640012			

FIVE HUNDRED

2005	3.0	5FMXV03.02EC	LEV2 LEV		D-665-15	FL DS	2TWC,TWC	3 FWD	867019		867517	
2005	3.0	5FMXV03.02EC	LEV2 LEV		D-665-15	FR DS	2TWC,TWC	3 FWD	867019		867516	
2005	3.0	5FMXV03.02EC	LEV2 LEV		D-665-15	U DS	2TWC,TWC	3 FWD	868002			

FOCUS

2005	2.0	5FMXV02.31D4	LEV2 LEV		D-665-15	U S	TWC(2)	2 ALL	868003			
2005	2.3	5FMXV02.31D4	LEV2 LEV		D-665-15	U S	TWC(2)	2 ALL	868003			

FREESTYLE

2005	3.0	5FMXV03.02EC	LEV2 LEV		D-665-15	FL DS	2TWC,TWC	3 AWD	867022			
2005	3.0	5FMXV03.02EC	LEV2 LEV		D-665-15	FR DS	2TWC,TWC	3 AWD	867026			
2005	3.0	5FMXV03.02EC	LEV2 LEV		D-665-15	UR DS	2TWC,TWC	3 AWD	868002			

MUSTANG

1996	3.8	TFM3.8V8G1EK	TIER1		D-665-9	FL D	2TWC(2)	4 ALL	830104			
1996	3.8	TFM3.8V8G1EK	TIER1		D-665-9	FR D	2TWC(2)	4 ALL	830104			
1996	3.8	TFM3.8V8G1EK	TIER1		D-665-9	RL D	2TWC(2)	4 ALL	830403			
1996	3.8	TFM3.8V8G1EK	TIER1		D-665-9	RR D	2TWC(2)	4 ALL	830403			
1997	3.8	VFM3.8V8G1EK	TIER1		D-665-9	FL D	2TWC(2)	4 ALL	830104			
1997	3.8	VFM3.8V8G1EK	TIER1		D-665-9	FR D	2TWC(2)	4 ALL	830104			
1997	3.8	VFM3.8V8G1EK	TIER1		D-665-9	RL D	2TWC(2)	4 ALL	830403			
1997	3.8	VFM3.8V8G1EK	TIER1		D-665-9	RR D	2TWC(2)	4 ALL	830403			
1998	3.8	WFMXV03.8ABA	TLEV		D-665-9	FL D	2TWC(2)	4 ALL	830104			
1998	3.8	WFMXV03.8ABA	TLEV		D-665-9	FR D	2TWC(2)	4 ALL	830104			
1998	3.8	WFMXV03.8ABA	TLEV		D-665-9	RL D	2TWC(2)	4 ALL	830403			
1998	3.8	WFMXV03.8ABA	TLEV		D-665-9	RR D	2TWC(2)	4 ALL	830403			
1999	3.8	XFMXV03.8VGC	LEV1 LEV		D-665-9	FL D	2TWC(2)	4 ALL	830104			
1999	3.8	XFMXV03.8VGC	LEV1 LEV		D-665-9	FR D	2TWC(2)	4 ALL	830104			
1999	3.8	XFMXV03.8VGC	LEV1 LEV		D-665-9	RL D	2TWC(2)	4 ALL	830402			
1999	3.8	XFMXV03.8VGC	LEV1 LEV		D-665-9	RR D	2TWC(2)	4 ALL	830402			
1999	3.8	XFMXV03.8VGC	LEV1 LEV		D-665-9	U D	2TWC(2)	4 ALL			830457	

OBDII

Year	Liters	Engine Family	Certification Std.	Comments	Executive Order	Location	Exhaust Type	Converter Type	# Converters	Drive Type	Universal #	Direct Fit #
------	--------	---------------	--------------------	----------	-----------------	----------	--------------	----------------	--------------	------------	-------------	--------------

FORD

MUSTANG (Continued)

2000	3.8	YFMXV03.8VF5	LEV1 LEV		D-665-9	FL D	2TWC(2)	4 ALL	830104	
2000	3.8	YFMXV03.8VF5	LEV1 LEV		D-665-9	FR D	2TWC(2)	4 ALL	830104	
2000	3.8	YFMXV03.8VF5	LEV1 LEV		D-665-9	RL D	2TWC(2)	4 ALL	830402	
2000	3.8	YFMXV03.8VF5	LEV1 LEV		D-665-9	RR D	2TWC(2)	4 ALL	830402	
2000	3.8	YFMXV03.8VF5	LEV1 LEV		D-665-9	U D	2TWC(2)	4 ALL		830457
2001	3.8	1FMXV03.8VH5	LEV1 ULEV		D-665-21	FL D	2TWC(2)	4 ALL	700001	
2001	3.8	1FMXV03.8VH5	LEV1 ULEV		D-665-21	FR D	2TWC(2)	4 ALL	700001	
2001	3.8	1FMXV03.8VH5	LEV1 ULEV		D-665-21	RL D	2TWC(2)	4 ALL	701007	
2001	3.8	1FMXV03.8VH5	LEV1 ULEV		D-665-21	RR D	2TWC(2)	4 ALL	701007	
2001	3.8	1FMXV03.8VH5	LEV1 ULEV		D-665-21	U D	2TWC(2)	4 ALL		701503
2002	3.8	2FMXV03.8VH5	LEV1 ULEV		D-665-21	FL D	2TWC(2)	4 ALL	700001	
2002	3.8	2FMXV03.8VH5	LEV1 ULEV		D-665-21	FR D	2TWC(2)	4 ALL	700001	
2002	3.8	2FMXV03.8VH5	LEV1 ULEV		D-665-21	RL D	2TWC(2)	4 ALL	701007	
2002	3.8	2FMXV03.8VH5	LEV1 ULEV		D-665-21	RR D	2TWC(2)	4 ALL	701007	
2002	3.8	2FMXV03.8VH5	LEV1 ULEV		D-665-21	U D	2TWC(2)	4 ALL		701503
2003	3.8	3FMXV03.8VFA	LEV1 LEV		D-665-9	FL D	2TWC(2)	4 ALL	830104	
2003	3.8	3FMXV03.8VH5	LEV1 ULEV		D-665-21	FL D	2TWC(2)	4 ALL	700001	
2003	3.8	3FMXV03.8VFA	LEV1 LEV		D-665-9	FR D	2TWC(2)	4 ALL	830104	
2003	3.8	3FMXV03.8VH5	LEV1 ULEV		D-665-21	FR D	2TWC(2)	4 ALL	700001	
2003	3.8	3FMXV03.8VFA	LEV1 LEV		D-665-9	RL D	2TWC(2)	4 ALL	830403	
2003	3.8	3FMXV03.8VH5	LEV1 ULEV		D-665-21	RL D	2TWC(2)	4 ALL	701007	
2003	3.8	3FMXV03.8VFA	LEV1 LEV		D-665-9	RR D	2TWC(2)	4 ALL	830403	
2003	3.8	3FMXV03.8VH5	LEV1 ULEV		D-665-21	RR D	2TWC(2)	4 ALL	701007	
2003	3.8	3FMXV03.8VFA	LEV1 LEV		D-665-9	U D	2TWC(2)	4 ALL		830457
2003	3.8	3FMXV03.8VH5	LEV1 ULEV		D-665-21	U D	2TWC(2)	4 ALL		701503
2004	3.8	4FMXV03.9VH3	LEV1 ULEV		D-665-21	FL D	2TWC(2)	4 ALL	700001	
2004	3.8	4FMXV03.9VJC	LEV1 LEV		D-665-9	FL D	2TWC(2)	4 ALL	830105	
2004	3.8	4FMXV03.9VH3	LEV1 ULEV		D-665-21	FR D	2TWC(2)	4 ALL	700001	
2004	3.8	4FMXV03.9VJC	LEV1 LEV		D-665-9	FR D	2TWC(2)	4 ALL	830105	
2004	3.8	4FMXV03.9VH3	LEV1 ULEV		D-665-21	RL D	2TWC(2)	4 ALL	701007	
2004	3.8	4FMXV03.9VJC	LEV1 LEV		D-665-9	RL D	2TWC(2)	4 ALL	830407	
2004	3.8	4FMXV03.9VH3	LEV1 ULEV		D-665-21	RR D	2TWC(2)	4 ALL	701007	
2004	3.8	4FMXV03.9VJC	LEV1 LEV		D-665-9	RR D	2TWC(2)	4 ALL	830407	
2004	3.8	4FMXV03.9VH3	LEV1 ULEV		D-665-21	U D	2TWC(2)	4 ALL		701503
2004	3.8	4FMXV03.9VJC	LEV1 LEV		D-665-9	U D	2TWC(2)	4 ALL		830457
2004	3.8	4FMXV03.9VJC	LEV1 LEV		D-665-15	UL D	2TWC(2)	4 ALL	868002	
2004	3.8	4FMXV03.9VJC	LEV1 LEV		D-665-15	UR D	2TWC(2)	4 ALL	868002	
2004	3.9	4FMXV03.9VH3	LEV1 ULEV		D-665-21	FL D	2TWC(2)	4 ALL	700001	
2004	3.9	4FMXV03.9VJC	LEV1 LEV		D-665-9	FL D	2TWC(2)	4 ALL	830105	
2004	3.9	4FMXV03.9VH3	LEV1 ULEV		D-665-21	FR D	2TWC(2)	4 ALL	700001	
2004	3.9	4FMXV03.9VJC	LEV1 LEV		D-665-9	FR D	2TWC(2)	4 ALL	830105	
2004	3.9	4FMXV03.9VH3	LEV1 ULEV		D-665-21	RL D	2TWC(2)	4 ALL	701007	
2004	3.9	4FMXV03.9VJC	LEV1 LEV		D-665-9	RL D	2TWC(2)	4 ALL	830407	
2004	3.9	4FMXV03.9VH3	LEV1 ULEV		D-665-21	RR D	2TWC(2)	4 ALL	701007	
2004	3.9	4FMXV03.9VJC	LEV1 LEV		D-665-9	RR D	2TWC(2)	4 ALL	830407	
2004	3.9	4FMXV03.9VH3	LEV1 ULEV		D-665-21	U D	2TWC(2)	4 ALL		701503
2004	3.9	4FMXV03.9VJC	LEV1 LEV		D-665-9	U D	2TWC(2)	4 ALL		830457
2004	3.9	4FMXV03.9VJC	LEV1 LEV		D-665-15	UL D	2TWC(2)	4 ALL	868002	
2004	3.9	4FMXV03.9VJC	LEV1 LEV		D-665-15	UR D	2TWC(2)	4 ALL	868002	

Year	Liters	Engine Family	Certification Std.	Comments	Executive Order	Location	Exhaust Type	Converter Type	# Converters	Drive Type	Universal #	Direct Fit #
------	--------	---------------	--------------------	----------	-----------------	----------	--------------	----------------	--------------	------------	-------------	--------------

FORD

MUSTANG (Continued)

1996	4.6	TFM4.6V8G1FK	TLEV		D-665-9	FL D	2TWC(3)	6 ALL	830105			
1996	4.6	TFM4.6V8G1FK	TLEV		D-665-9	FR D	2TWC(3)	6 ALL	830105			
1996	4.6	TFM4.6V8G1FK	TLEV		D-665-9	ML D	2TWC(3)	6 ALL	830402			
1996	4.6	TFM4.6V8G1FK	TLEV		D-665-9	MR D	2TWC(3)	6 ALL	830402			
1996	4.6	TFM4.6V8G1FK	TLEV		D-665-9	RL D	2TWC(3)	6 ALL	830404			
1996	4.6	TFM4.6V8G1FK	TLEV		D-665-9	RR D	2TWC(3)	6 ALL	830404			
1996	4.6	TFM4.6V8G1FK	TLEV		D-665-9	U D	2TWC(3)	6 ALL			830461	
1997	4.6	VFM4.6V8G1FK	TIER1		D-665-9	FL D	2TWC(3)	6 ALL	830105			
1997	4.6	VFM4.6VJGKEK	TIER1		D-665-9	FL D	2TWC(3)	6 ALL	830105			
1997	4.6	VFM4.6V8G1FK	TIER1		D-665-9	FR D	2TWC(3)	6 ALL	830105			
1997	4.6	VFM4.6VJGKEK	TIER1		D-665-9	FR D	2TWC(3)	6 ALL	830105			
1997	4.6	VFM4.6V8G1FK	TIER1		D-665-9	ML D	2TWC(3)	6 ALL	830404			
1997	4.6	VFM4.6VJGKEK	TIER1		D-665-9	ML D	2TWC(3)	6 ALL	830404			
1997	4.6	VFM4.6V8G1FK	TIER1		D-665-9	MR D	2TWC(3)	6 ALL	830404			
1997	4.6	VFM4.6VJGKEK	TIER1		D-665-9	MR D	2TWC(3)	6 ALL	830404			
1997	4.6	VFM4.6V8G1FK	TIER1		D-665-9	RL D	2TWC(3)	6 ALL	830404			
1997	4.6	VFM4.6VJGKEK	TIER1		D-665-9	RL D	2TWC(3)	6 ALL	830404			
1997	4.6	VFM4.6V8G1FK	TIER1		D-665-9	RR D	2TWC(3)	6 ALL	830404			
1997	4.6	VFM4.6VJGKEK	TIER1		D-665-9	RR D	2TWC(3)	6 ALL	830404			
1997	4.6	VFM4.6V8G1FK	TIER1		D-665-9	U D	2TWC(3)	6 ALL			830461	
1997	4.6	VFM4.6VJGKEK	TIER1		D-665-9	U D	2TWC(3)	6 ALL			830461	
1998	4.6	WFMXV04.6SAA	TIER1		D-665-9	FL D	2TWC(2)	4 ALL	830105			
1998	4.6	WFMXV04.6DAA	TIER1		D-665-9	FL D	2TWC(3)	6 ALL	830105			
1998	4.6	WFMXV04.6DBA	TLEV		D-665-9	FL D	2TWC(3)	6 ALL	830105			
1998	4.6	WFMXV04.6DCA	TIER1		D-665-9	FL D	2TWC(3)	6 ALL	830105			
1998	4.6	WFMXV04.6SAA	TIER1		D-665-9	FR D	2TWC(2)	4 ALL	830105			
1998	4.6	WFMXV04.6DAA	TIER1		D-665-9	FR D	2TWC(3)	6 ALL	830105			
1998	4.6	WFMXV04.6DBA	TLEV		D-665-9	FR D	2TWC(3)	6 ALL	830105			
1998	4.6	WFMXV04.6DCA	TIER1		D-665-9	FR D	2TWC(3)	6 ALL	830105			
1998	4.6	WFMXV04.6DAA	TIER1		D-665-9	ML D	2TWC(3)	6 ALL	830404			
1998	4.6	WFMXV04.6DBA	TLEV		D-665-9	ML D	2TWC(3)	6 ALL	830404			
1998	4.6	WFMXV04.6DCA	TIER1		D-665-9	ML D	2TWC(3)	6 ALL	830404			
1998	4.6	WFMXV04.6DAA	TIER1		D-665-9	MR D	2TWC(3)	6 ALL	830404			
1998	4.6	WFMXV04.6DBA	TLEV		D-665-9	MR D	2TWC(3)	6 ALL	830404			
1998	4.6	WFMXV04.6DCA	TIER1		D-665-9	MR D	2TWC(3)	6 ALL	830404			
1998	4.6	WFMXV04.6SAA	TIER1		D-665-9	RL D	2TWC(2)	4 ALL	830404			
1998	4.6	WFMXV04.6DAA	TIER1		D-665-9	RL D	2TWC(3)	6 ALL	830404			
1998	4.6	WFMXV04.6DBA	TLEV		D-665-9	RL D	2TWC(3)	6 ALL	830404			
1998	4.6	WFMXV04.6DCA	TIER1		D-665-9	RL D	2TWC(3)	6 ALL	830404			
1998	4.6	WFMXV04.6SAA	TIER1		D-665-9	RR D	2TWC(2)	4 ALL	830404			
1998	4.6	WFMXV04.6DAA	TIER1		D-665-9	RR D	2TWC(3)	6 ALL	830404			
1998	4.6	WFMXV04.6DBA	TLEV		D-665-9	RR D	2TWC(3)	6 ALL	830404			
1998	4.6	WFMXV04.6DCA	TIER1		D-665-9	RR D	2TWC(3)	6 ALL	830404			
1998	4.6	WFMXV04.6SAA	TIER1		D-665-9	U D	2TWC(3)	6 ALL			830461	
1998	4.6	WFMXV04.6DBA	TLEV		D-665-9	U D	2TWC(3)	6 ALL			830461	
1998	4.6	WFMXV04.6DCA	TIER1		D-665-9	U D	2TWC(3)	6 ALL			830461	
1999	4.6	XFMXV04.6VB4	TIER1		D-665-9	FL D	2TWC(2)	4 ALL	830105			
1999	4.6	XFMXV04.6VDN	TLEV		D-665-9	FL D	2TWC(2)	4 ALL	830105			
1999	4.6	XFMXV04.6VB4	TIER1		D-665-9	FR D	2TWC(2)	4 ALL	830105			

Year	Liters	Engine Family	Certification Std.	Comments	Executive Order	Location	Exhaust Type	Converter Type	# Converters	Drive Type	Universal #	Direct Fit #
------	--------	---------------	--------------------	----------	-----------------	----------	--------------	----------------	--------------	------------	-------------	--------------

FORD

MUSTANG (Continued)

1999	4.6	XFMXV04.6VDN	TLEV		D-665-9	FR	D	2TWC(2)	4	ALL	830105	
1999	4.6	XFMXV04.6VB4	TIER1		D-665-9	RL	D	2TWC(2)	4	ALL	830404	
1999	4.6	XFMXV04.6VDN	TLEV		D-665-9	RL	D	2TWC(2)	4	ALL	830404	
1999	4.6	XFMXV04.6VB4	TIER1		D-665-9	RR	D	2TWC(2)	4	ALL	830404	
1999	4.6	XFMXV04.6VDN	TLEV		D-665-9	RR	D	2TWC(2)	4	ALL	830404	
1999	4.6	XFMXV04.6VDN	TLEV		D-665-9	U	D	2TWC(2)	4	ALL		830465
2000	4.6	YFMXV04.6VB4	TIER1		D-665-9	FL	D	2TWC(2)	4	ALL	830105	
2000	4.6	YFMXV04.6VDN	TLEV		D-665-9	FL	D	2TWC(2)	4	ALL	830105	
2000	4.6	YFMXV04.6VB4	TIER1		D-665-9	FR	D	2TWC(2)	4	ALL	830105	
2000	4.6	YFMXV04.6VDN	TLEV		D-665-9	FR	D	2TWC(2)	4	ALL	830105	
2000	4.6	YFMXV04.6VB4	TIER1		D-665-9	RL	D	2TWC(2)	4	ALL	830404	
2000	4.6	YFMXV04.6VDN	TLEV		D-665-9	RL	D	2TWC(2)	4	ALL	830404	
2000	4.6	YFMXV04.6VB4	TIER1		D-665-9	RR	D	2TWC(2)	4	ALL	830404	
2000	4.6	YFMXV04.6VDN	TLEV		D-665-9	RR	D	2TWC(2)	4	ALL	830404	
2000	4.6	YFMXV04.6VDN	TLEV		D-665-9	U	D	2TWC(2)	4	ALL		830465
2001	4.6	1FMXV04.6VD4	TLEV		D-665-9	FL	D	2TWC(2)	4	ALL	830105	
2001	4.6	1FMXV04.6VD4	TLEV		D-665-9	FR	D	2TWC(2)	4	ALL	830105	
2001	4.6	1FMXV04.6VD4	TLEV		D-665-9	RL	D	2TWC(2)	4	ALL	830404	
2001	4.6	1FMXV04.6VD4	TLEV		D-665-9	RR	D	2TWC(2)	4	ALL	830404	
2002	4.6	2FMXV04.6VD4	TLEV		D-665-9	FL	D	2TWC(2)	4	ALL	830105	
2002	4.6	2FMXV04.6VD4	TLEV		D-665-9	FR	D	2TWC(2)	4	ALL	830105	
2002	4.6	2FMXV04.6VD4	TLEV		D-665-9	U	D	2TWC(2)	4	ALL		830465
2003	4.6	3FMXV04.6VD4	TLEV		D-665-9	FL	D	2TWC(2)	4	ALL	830105	
2003	4.6	3FMXV04.6VDN	TLEV		D-665-9	FL	D	2TWC(2)	4	ALL	830105	
2003	4.6	3FMXV04.6VD4	TLEV		D-665-9	FR	D	2TWC(2)	4	ALL	830105	
2003	4.6	3FMXV04.6VDN	TLEV		D-665-9	FR	D	2TWC(2)	4	ALL	830105	
2003	4.6	3FMXV04.6VD4	TLEV		D-665-9	RL	D	2TWC(2)	4	ALL	830404	
2003	4.6	3FMXV04.6VDN	TLEV		D-665-9	RL	D	2TWC(2)	4	ALL	830404	
2003	4.6	3FMXV04.6VD4	TLEV		D-665-9	RR	D	2TWC(2)	4	ALL	830404	
2003	4.6	3FMXV04.6VDN	TLEV		D-665-9	RR	D	2TWC(2)	4	ALL	830404	
2003	4.6	3FMXV04.6VD4	TLEV		D-665-9	U	D	2TWC(2)	4	ALL		830465
2003	4.6	3FMXV04.6VDN	TLEV		D-665-9	U	D	2TWC(2)	4	ALL		830465
2004	4.6	4FMXV04.6VHA	LEV1 ULEV		D-665-21	FL	D	2TWC(2)	4	ALL	700001	
2004	4.6	4FMXV04.6VHA	LEV1 ULEV		D-665-21	FR	D	2TWC(2)	4	ALL	700001	
2004	4.6	4FMXV04.6VHA	LEV1 ULEV		D-665-21	RL	D	2TWC(2)	4	ALL	701007	
2004	4.6	4FMXV04.6VHA	LEV1 ULEV		D-665-21	RR	D	2TWC(2)	4	ALL	701007	
2004	4.6	4FMXV04.6VHA	LEV1 ULEV		D-665-21	U	D	2TWC(2)	4	ALL		701507
2004	4.6	4FMXV04.6VHA	LEV1 ULEV		D-665-15	UL	D	2TWC(2)	4	ALL	868002	
2004	4.6	4FMXV04.6VHA	LEV1 ULEV		D-665-15	UR	D	2TWC(2)	4	ALL	868002	
2000	5.4	YFMXV05.4VBA	TIER1		D-665-9	FL	D	2TWC(2)	4	ALL	830104	
2000	5.4	YFMXV05.4VBA	TIER1		D-665-9	FR	D	2TWC(2)	4	ALL	830104	
2000	5.4	YFMXV05.4VBA	TIER1		D-665-9	RL	D	2TWC(2)	4	ALL	830405	
2000	5.4	YFMXV05.4VBA	TIER1		D-665-9	RR	D	2TWC(2)	4	ALL	830405	

RANGER

2004	2.3	4FMXT02.31J2	LEV1 ULEV		D-665-21	F	S	TWC(2)	2	ALL	700002	
2004	2.3	4FMXT02.31J2	LEV1 ULEV		D-665-21	R	S	TWC(2)	2	ALL	701008	
2004	2.3	4FMXT02.31J2	LEV1 ULEV		D-665-21	U	S	TWC(2)	2	ALL	868037	701506
2005	2.3	5FMXT02.31J2	LEV1 ULEV		D-665-21	F	S	TWC(2)	2	ALL	700002	
2005	2.3	5FMXT02.31J2	LEV1 ULEV		D-665-21	R	S	TWC(2)	2	ALL	701008	

OBDII

Year	Liters	Engine Family	Certification Std.	Comments	Executive Order	Location	Exhaust Type	Converter Type	# Converters	Drive Type	Universal #	Direct Fit #
------	--------	---------------	--------------------	----------	-----------------	----------	--------------	----------------	--------------	------------	-------------	--------------

FORD

RANGER (Continued)

2005	2.3	5FMXT02.31J2	LEV1 ULEV		D-665-21	U	S	TWC(2)	2	ALL	868037	701506
2006	2.3	6FMXT02.31J2	LEV1 ULEV		D-665-21	F	S	TWC(2)	2	ALL	700002	
2006	2.3	6FMXT02.31J2	LEV1 ULEV		D-665-21	R	S	TWC(2)	2	ALL	701008	
2006	2.3	6FMXT02.31J2	LEV1 ULEV		D-665-21	U	S	TWC(2)	2	ALL	868037	701506
1996	3.0	TFM3.028G1FK	TIER1		D-665-16	F	S	TWC(2)	2	4WD	830716	
1996	3.0	TFM3.028G1FK	TIER1		D-665-20	F	S	TWC(2)	2	ALL	650010	
1996	3.0	TFM3.028G1FK	TIER1		D-665-16	R	S	TWC(2)	2	4WD	830820	
1996	3.0	TFM3.028G1FK	TIER1		D-665-20	R	S	TWC(2)	2	ALL	651009	
1996	3.0	TFM3.028G1FK	TIER1		D-665-16	U	S	TWC(2)	2	4WD		830873
1996	3.0	TFM3.028G1FK	TIER1		D-665-20	U	S	TWC(2)	2	ALL		651535
1997	3.0	VFM3.028G1FK	TIER1		D-665-16	F	S	TWC(2)	2	4WD	830711	
1997	3.0	VFM3.028G1FK	TIER1		D-665-20	F	S	TWC(2)	2	ALL	650010	
1997	3.0	VFM3.028G1FK	TIER1		D-665-16	R	S	TWC(2)	2	4WD	830816	
1997	3.0	VFM3.028G1FK	TIER1		D-665-20	R	S	TWC(2)	2	ALL	651009	
1997	3.0	VFM3.028G1FK	TIER1		D-665-16	U	S	TWC(2)	2	4WD		830873
1997	3.0	VFM3.028G1FK	TIER1		D-665-20	U	S	TWC(2)	2	ALL		651535
1998	3.0	WFMXT03.0HAA	TLEV		D-665-16	F	DS	2TWC,TWC	3	4WD		830757
1998	3.0	WFMXT03.0HAA	TLEV		D-665-16	FL	DS	2TWC,TWC	3	4WD	830706	
1998	3.0	WFMXT03.0HAA	TLEV		D-665-16	FR	DS	2TWC,TWC	3	4WD	830706	
1998	3.0	WFMXT03.0HAA	TLEV		D-665-16	R	DS	2TWC,TWC	3	4WD	830821	830893
1999	3.0	XFMXT03.02DC	TLEV		D-665-16	F	DS	2TWC,TWC	3	4WD		830757
1999	3.0	XFMXT03.02DC	TLEV		D-665-16	FL	DS	2TWC,TWC	3	4WD	830706	
1999	3.0	XFMXT03.02DC	TLEV		D-665-16	FR	DS	2TWC,TWC	3	4WD	830706	
1999	3.0	XFMXT03.02DC	TLEV		D-665-16	R	DS	2TWC,TWC	3	4WD	830821	830893
2000	3.0	YFMXT03.02D5	TLEV		D-665-16	F	DS	2TWC,TWC	3	4WD		830757
2000	3.0	YFMXT03.02D5	TLEV		D-665-16	FL	DS	2TWC,TWC	3	4WD	830706	
2000	3.0	YFMXT03.02D5	TLEV		D-665-16	FR	DS	2TWC,TWC	3	4WD	830706	
2000	3.0	YFMXT03.02D5	TLEV		D-665-16	R	DS	2TWC,TWC	3	4WD	830807	830893
2001	3.0	1FMXT03.02F5	LEV1 LEV		D-665-16	FL	DS	2TWC,TWC(2)	4	4WD	830706	
2001	3.0	1FMXT03.02F4	LEV1 LEV		D-665-16	FL	DS	2TWC,TWC,TWC(2)	5	2WD	830710	
2001	3.0	1FMXT03.02F6	LEV1 LEV		D-665-16	FL	DS	2TWC,TWC,TWC(2)	5	2WD	830710	
2001	3.0	1FMXT03.02F5	LEV1 LEV		D-665-16	FR	DS	2TWC,TWC(2)	4	4WD	830706	
2001	3.0	1FMXT03.02F4	LEV1 LEV		D-665-16	FR	DS	2TWC,TWC,TWC(2)	5	2WD	830710	
2001	3.0	1FMXT03.02F6	LEV1 LEV		D-665-16	FR	DS	2TWC,TWC,TWC(2)	5	2WD	830710	
2001	3.0	1FMXT03.02F4	LEV1 LEV		D-665-16	ML	DS	2TWC,TWC,TWC(2)	5	2WD	830723	
2001	3.0	1FMXT03.02F6	LEV1 LEV		D-665-16	ML	DS	2TWC,TWC,TWC(2)	5	2WD	830723	
2001	3.0	1FMXT03.02F4	LEV1 LEV		D-665-16	MR	DS	2TWC,TWC,TWC(2)	5	2WD	830724	
2001	3.0	1FMXT03.02F6	LEV1 LEV		D-665-16	MR	DS	2TWC,TWC,TWC(2)	5	2WD	830724	
2001	3.0	1FMXT03.02F5	LEV1 LEV		D-665-16	R	DS	2TWC,TWC(2)	4	4WD	830810	
2001	3.0	1FMXT03.02F4	LEV1 LEV		D-665-16	R	DS	2TWC,TWC,TWC(2)	5	2WD		830893
2001	3.0	1FMXT03.02F6	LEV1 LEV		D-665-16	R	DS	2TWC,TWC,TWC(2)	5	2WD		830893
2001	3.0	1FMXT03.02F4	LEV1 LEV		D-665-16	RR	DS	2TWC,TWC,TWC(2)	5	2WD	830816	
2001	3.0	1FMXT03.02F6	LEV1 LEV		D-665-16	RR	DS	2TWC,TWC,TWC(2)	5	2WD	830816	
2001	3.0	1FMXT03.02F5	LEV1 LEV		D-665-16	U	DS	2TWC,TWC(2)	4	4WD	830810	830893
2002	3.0	2FMXT03.02F5	LEV1 LEV		D-665-16	FL	DS	2TWC,TWC(2)	4	4WD	830710	
2002	3.0	2FMXT03.02F6	LEV1 LEV		D-665-16	FL	DS	2TWC,TWC,TWC(2)	5	2WD	830710	
2002	3.0	2FMXT03.02F5	LEV1 LEV		D-665-16	FR	DS	2TWC,TWC(2)	4	4WD	830710	
2002	3.0	2FMXT03.02F6	LEV1 LEV		D-665-16	FR	DS	2TWC,TWC,TWC(2)	5	2WD	830710	
2002	3.0	2FMXT03.02F6	LEV1 LEV		D-665-16	ML	DS	2TWC,TWC,TWC(2)	5	2WD	830723	

OBDII

Year	Liters	Engine Family	Certification Std.	Comments	Executive Order	Location	Exhaust Type	Converter Type	# Converters	Drive Type	Universal #	Direct Fit #
------	--------	---------------	--------------------	----------	-----------------	----------	--------------	----------------	--------------	------------	-------------	--------------

FORD

RANGER (Continued)

2002	3.0	2FMXT03.02F6	LEV1 LEV		D-665-16	MR DS	2TWC,TWC,TWC(2)	5	2WD		830724	
2002	3.0	2FMXT03.02F5	LEV1 LEV		D-665-16	R DS	2TWC,TWC(2)	4	4WD		830816	830893
2002	3.0	2FMXT03.02F6	LEV1 LEV		D-665-16	R DS	2TWC,TWC,TWC(2)	5	2WD			830893
2002	3.0	2FMXT03.02F6	LEV1 LEV		D-665-16	RR DS	2TWC,TWC,TWC(2)	5	2WD		830816	
2002	3.0	2FMXT03.02F5	LEV1 LEV		D-665-16	U DS	2TWC,TWC(2)	4	4WD		830816	
2003	3.0	3FMXT03.02F5	LEV1 LEV		D-665-16	FL DS	2TWC,TWC,TWC(2)	5	4WD		830712	
2003	3.0	3FMXT03.02F6	LEV1 LEV		D-665-16	FL DS	2TWC,TWC,TWC(2)	5	2WD		830712	
2003	3.0	3FMXT03.02F5	LEV1 LEV		D-665-16	FR DS	2TWC,TWC,TWC(2)	5	4WD		830712	
2003	3.0	3FMXT03.02F6	LEV1 LEV		D-665-16	FR DS	2TWC,TWC,TWC(2)	5	2WD		830712	
2003	3.0	3FMXT03.02F5	LEV1 LEV		D-665-16	ML DS	2TWC,TWC,TWC(2)	5	4WD		830723	
2003	3.0	3FMXT03.02F6	LEV1 LEV		D-665-16	ML DS	2TWC,TWC,TWC(2)	5	2WD		830723	
2003	3.0	3FMXT03.02F5	LEV1 LEV		D-665-16	MR DS	2TWC,TWC,TWC(2)	5	4WD		830724	
2003	3.0	3FMXT03.02F6	LEV1 LEV		D-665-16	MR DS	2TWC,TWC,TWC(2)	5	2WD		830724	
2003	3.0	3FMXT03.02F5	LEV1 LEV		D-665-16	R DS	2TWC,TWC,TWC(2)	5	4WD			830893
2003	3.0	3FMXT03.02F6	LEV1 LEV		D-665-16	R DS	2TWC,TWC,TWC(2)	5	2WD			830893
2003	3.0	3FMXT03.02F5	LEV1 LEV		D-665-16	RR DS	2TWC,TWC,TWC(2)	5	4WD		830816	
2003	3.0	3FMXT03.02F6	LEV1 LEV		D-665-16	RR DS	2TWC,TWC,TWC(2)	5	2WD		830816	
2004	3.0	4FMXT03.01HA	LEV1 ULEV		D-665-21	F DS	2TWC,TWC	3	ALL			700501
2004	3.0	4FMXT03.01JA	LEV1 LEV		D-665-16	F DS	2TWC,TWC	3	2WD			830760
2004	3.0	4FMXT03.02KA	LEV1 LEV		D-665-16	F DS	2TWC,TWC	3	2WD			830760
2004	3.0	4FMXT03.01HA	LEV1 ULEV		D-665-21	FL DS	2TWC,TWC	3	ALL		700001	
2004	3.0	4FMXT03.01JA	LEV1 LEV		D-665-15	FL DS	2TWC,TWC	3	2WD		867019	
2004	3.0	4FMXT03.01HA	LEV1 ULEV		D-665-21	FR DS	2TWC,TWC	3	ALL		700001	
2004	3.0	4FMXT03.01JA	LEV1 LEV		D-665-15	FR DS	2TWC,TWC	3	2WD		867019	
2004	3.0	4FMXT03.01FE	LEV1 LEV		D-665-16	R DS	2TWC,TWC	3	2WD			830892
2004	3.0	4FMXT03.01HA	LEV1 ULEV		D-665-21	R DS	2TWC,TWC	3	ALL		701002	701509
2004	3.0	4FMXT03.01JA	LEV1 LEV		D-665-16	R DS	2TWC,TWC	3	2WD		830815	830892
2004	3.0	4FMXT03.02KA	LEV1 LEV		D-665-16	R DS	2TWC,TWC	3	2WD			830892
2004	3.0	4FMXT03.01HA	LEV1 ULEV		D-665-15	U DS	2TWC,TWC	3	2WD		868042	
2004	3.0	4FMXT03.01JA	LEV1 LEV		D-665-15	UR DS	2TWC,TWC	3	2WD		868042	
2005	3.0	5FMXT03.01HA	LEV1 ULEV		D-665-21	F DS	2TWC,TWC	3	ALL			700501
2005	3.0	5FMXT03.01HA	LEV1 ULEV		D-665-21	FL DS	2TWC,TWC	3	ALL		700001	
2005	3.0	5FMXT03.01HA	LEV1 ULEV		D-665-21	FR DS	2TWC,TWC	3	ALL		700001	
2005	3.0	5FMXT03.01HA	LEV1 ULEV		D-665-21	R DS	2TWC,TWC	3	ALL		701002	701509
2005	3.0	5FMXT03.01HA	LEV1 ULEV		D-665-15	U DS	2TWC,TWC	3	2WD		868042	
2006	3.0	6FMXT03.01HA	LEV1 ULEV		D-665-21	F DS	2TWC,TWC	3	ALL			700501
2006	3.0	6FMXT03.01HA	LEV1 ULEV		D-665-21	FL DS	2TWC,TWC	3	ALL		700001	
2006	3.0	6FMXT03.01HA	LEV1 ULEV		D-665-21	FR DS	2TWC,TWC	3	ALL		700001	
2006	3.0	6FMXT03.01HA	LEV1 ULEV		D-665-21	R DS	2TWC,TWC	3	ALL		701002	701509
1996	4.0	TFM4.028G1EK	TIER1		D-665-16	F S	TWC(2)	2	4WD		830717	
1996	4.0	TFM4.028G2EK	TLEV		D-665-16	F S	TWC(2)	2	4WD		830717	
1996	4.0	TFM4.028G1EK	TIER1		D-665-16	R S	TWC(2)	2	4WD		830821	
1996	4.0	TFM4.028G2EK	TLEV		D-665-16	R S	TWC(2)	2	4WD		830821	
1996	4.0	TFM4.028G1EK	TIER1		D-665-16	U S	TWC(2)	2	4WD			830873
1996	4.0	TFM4.028G2EK	TLEV		D-665-16	U S	TWC(2)	2	4WD			830873
1997	4.0	VFM4.028G1EK	TIER1		D-665-16	F S	TWC(2)	2	4WD		830717	
1997	4.0	VFM4.028G2EK	TLEV		D-665-16	F S	TWC(2)	2	4WD		830717	
1997	4.0	VFM4.028G1EK	TIER1		D-665-16	R S	TWC(2)	2	4WD		830821	
1997	4.0	VFM4.028G2EK	TLEV		D-665-16	R S	TWC(2)	2	4WD		830821	

OBDII

Year	Liters	Engine Family	Certification Std.	Comments	Executive Order	Location	Exhaust Type	Converter Type	# Converters	Drive Type	Universal #	Direct Fit #
------	--------	---------------	--------------------	----------	-----------------	----------	--------------	----------------	--------------	------------	-------------	--------------

FORD

RANGER (Continued)

1997	4.0	VFM4.028G1EK	TIER1		D-665-16	U	S	TWC(2)	2	4WD		830873
1997	4.0	VFM4.028G2EK	TLEV		D-665-16	U	S	TWC(2)	2	4WD		830873
1998	4.0	WFMXT04.0DAA	TLEV		D-665-16	F	DS	2TWC,TWC(2)	4	4WD		830757
1998	4.0	WFMXT04.0EAA	LEV1 LEV		D-665-16	F	DS	2TWC,TWC(2)	4	4WD		830757
1998	4.0	WFMXT04.0DAA	TLEV		D-665-16	FL	DS	2TWC,TWC(2)	4	4WD	830718	
1998	4.0	WFMXT04.0EAA	LEV1 LEV		D-665-16	FL	DS	2TWC,TWC(2)	4	4WD	830718	
1998	4.0	WFMXT04.0DAA	TLEV		D-665-16	FR	DS	2TWC,TWC(2)	4	4WD	830718	
1998	4.0	WFMXT04.0EAA	LEV1 LEV		D-665-16	FR	DS	2TWC,TWC(2)	4	4WD	830718	
1998	4.0	WFMXT04.0DAA	TLEV		D-665-16	R	DS	2TWC,TWC(2)	4	4WD	830821	651523
1998	4.0	WFMXT04.0EAA	LEV1 LEV		D-665-16	R	DS	2TWC,TWC(2)	4	4WD	830821	651523
1998	4.0	WFMXT04.0DAA	TLEV		D-665-20	RL	DS	2TWC,TWC(2)	4	ALL	651009	
1998	4.0	WFMXT04.0EAA	LEV1 LEV		D-665-20	RL	DS	2TWC,TWC(2)	4	ALL	651009	
1998	4.0	WFMXT04.0DAA	TLEV		D-665-20	RR	DS	2TWC,TWC(2)	4	ALL	651009	
1998	4.0	WFMXT04.0EAA	LEV1 LEV		D-665-20	RR	DS	2TWC,TWC(2)	4	ALL	651009	
1999	4.0	XFMXT04.02DN	TLEV		D-665-20	F	DS	2TWC,TWC(2)	4	ALL		650523
1999	4.0	XFMXT04.02GC	LEV1 LEV		D-665-20	F	DS	2TWC,TWC(2)	4	ALL		650523
1999	4.0	XFMXT04.02DN	TLEV		D-665-16	FL	D	2TWC(2)	4	4WD	830718	
1999	4.0	XFMXT04.02GC	LEV1 LEV		D-665-16	FL	D	2TWC(2)	4	4WD	830718	
1999	4.0	XFMXT04.02DN	TLEV		D-665-20	FL	DS	2TWC,TWC(2)	4	ALL	650010	
1999	4.0	XFMXT04.02GC	LEV1 LEV		D-665-20	FL	DS	2TWC,TWC(2)	4	ALL	650010	
1999	4.0	XFMXT04.02DN	TLEV		D-665-16	FR	D	2TWC(2)	4	4WD	830718	
1999	4.0	XFMXT04.02GC	LEV1 LEV		D-665-16	FR	D	2TWC(2)	4	4WD	830718	
1999	4.0	XFMXT04.02DN	TLEV		D-665-20	FR	DS	2TWC,TWC(2)	4	ALL	650010	
1999	4.0	XFMXT04.02GC	LEV1 LEV		D-665-20	FR	DS	2TWC,TWC(2)	4	ALL	650010	
1999	4.0	XFMXT04.02DN	TLEV		D-665-20	R	DS	2TWC,TWC(2)	4	ALL		651523
1999	4.0	XFMXT04.02GC	LEV1 LEV		D-665-20	R	DS	2TWC,TWC(2)	4	ALL		651523
1999	4.0	XFMXT04.02DN	TLEV		D-665-16	RL	D	2TWC(2)	4	4WD	830821	
1999	4.0	XFMXT04.02GC	LEV1 LEV		D-665-16	RL	D	2TWC(2)	4	4WD	830821	
1999	4.0	XFMXT04.02DN	TLEV		D-665-20	RL	DS	2TWC,TWC(2)	4	ALL	651009	
1999	4.0	XFMXT04.02GC	LEV1 LEV		D-665-20	RL	DS	2TWC,TWC(2)	4	ALL	651009	
1999	4.0	XFMXT04.02DN	TLEV		D-665-16	RR	D	2TWC(2)	4	4WD	830821	
1999	4.0	XFMXT04.02GC	LEV1 LEV		D-665-16	RR	D	2TWC(2)	4	4WD	830821	
1999	4.0	XFMXT04.02DN	TLEV		D-665-20	RR	DS	2TWC,TWC(2)	4	ALL	651009	
1999	4.0	XFMXT04.02GC	LEV1 LEV		D-665-20	RR	DS	2TWC,TWC(2)	4	ALL	651009	
2000	4.0	YFMXT04.02DN	TLEV		D-665-16	FL	D	2TWC,TWC(2)	4	4WD	830712	
2000	4.0	YFMXT04.02F2	LEV1 LEV		D-665-16	FL	DS	2TWC,TWC(2)	4	4WD	830706	
2000	4.0	YFMXT04.02DN	TLEV		D-665-16	FR	D	2TWC,TWC(2)	4	4WD	830712	
2000	4.0	YFMXT04.02F2	LEV1 LEV		D-665-16	FR	DS	2TWC,TWC(2)	4	4WD	830706	
2000	4.0	YFMXT04.02DN	TLEV		D-665-16	R	D	2TWC,TWC(2)	4	2WD	830816	
2000	4.0	YFMXT04.02F2	LEV1 LEV		D-665-16	R	DS	2TWC,TWC(2)	4	4WD	830801	
2000	4.0	YFMXT04.02DN	TLEV		D-665-16	U	D	2TWC,TWC(2)	4	4WD	830816	
2000	4.0	YFMXT04.02F2	LEV1 LEV		D-665-16	U	DS	2TWC,TWC(2)	4	4WD	830806	
2001	4.0	1FMXT04.02F5	LEV1 LEV		D-665-16	F	DS	2TWC,TWC(2)	4	4WD		830753
2001	4.0	1FMXT04.02F7	LEV1 LEV		D-665-16	F	DS	2TWC,TWC(2)	4	2WD		830753
2001	4.0	1FMXT04.02F5	LEV1 LEV		D-665-16	FL	DS	2TWC,TWC(2)	4	4WD	830716	
2001	4.0	1FMXT04.02F7	LEV1 LEV		D-665-16	FL	DS	2TWC,TWC(2)	4	2WD	830716	
2001	4.0	1FMXT04.02F5	LEV1 LEV		D-665-16	FR	DS	2TWC,TWC(2)	4	4WD	830716	
2001	4.0	1FMXT04.02F7	LEV1 LEV		D-665-16	FR	DS	2TWC,TWC(2)	4	2WD	830716	
2001	4.0	1FMXT04.02F5	LEV1 LEV		D-665-16	R	DS	2TWC,TWC(2)	4	4WD	830821	830883

OBDII

Year	Liters	Engine Family	Certification Std.	Comments	Executive Order	Location	Exhaust Type	Converter Type	# Converters	Drive Type	Universal #	Direct Fit #
------	--------	---------------	--------------------	----------	-----------------	----------	--------------	----------------	--------------	------------	-------------	--------------

FORD

RANGER (Continued)

2001	4.0	1FMXT04.02F7	LEV1 LEV		D-665-16	R DS	2TWC,TWC(2)	4 2WD	830821		830883	
2001	4.0	1FMXT04.02F5	LEV1 LEV		D-665-20	RL DS	2TWC,TWC(2)	4 ALL	651027			
2001	4.0	1FMXT04.02F5	LEV1 LEV		D-665-20	RR DS	2TWC,TWC(2)	4 ALL	651027			
2002	4.0	2FMXT04.02F3	LEV1 LEV		D-665-16	F DS	2TWC,TWC(2)	4 4WD			830753	
2002	4.0	2FMXT04.02F3	LEV1 LEV		D-665-16	FL DS	2TWC,TWC(2)	4 4WD	830716			
2002	4.0	2FMXT04.02F3	LEV1 LEV		D-665-16	FR DS	2TWC,TWC(2)	4 4WD	830716			
2002	4.0	2FMXT04.02F3	LEV1 LEV		D-665-16	R DS	2TWC,TWC(2)	4 4WD	830821		830883	
2002	4.0	2FMXT04.02F3	LEV1 LEV		D-665-20	RL DS	2TWC,TWC(2)	4 ALL	651027			
2002	4.0	2FMXT04.02F3	LEV1 LEV		D-665-20	RR DS	2TWC,TWC(2)	4 ALL	651027			
2003	4.0	3FMXT04.02F3	LEV1 LEV		D-665-16	F DS	2TWC,TWC(2)	4 4WD			830753	
2003	4.0	3FMXT04.02FA	LEV1 LEV		D-665-16	F DS	2TWC,TWC(2)	4 4WD			830753	
2003	4.0	3FMXT04.02F3	LEV1 LEV		D-665-16	FL DS	2TWC,TWC(2)	4 4WD	830716			
2003	4.0	3FMXT04.02FA	LEV1 LEV		D-665-16	FL DS	2TWC,TWC(2)	4 4WD	830705			
2003	4.0	3FMXT04.02F3	LEV1 LEV		D-665-16	FR DS	2TWC,TWC(2)	4 4WD	830716			
2003	4.0	3FMXT04.02FA	LEV1 LEV		D-665-16	FR DS	2TWC,TWC(2)	4 4WD	830705			
2003	4.0	3FMXT04.02F3	LEV1 LEV		D-665-16	R DS	2TWC,TWC(2)	4 4WD			830883	
2003	4.0	3FMXT04.02FA	LEV1 LEV		D-665-16	R DS	2TWC,TWC(2)	4 4WD	830801		830883	
2003	4.0	3FMXT04.02F3	LEV1 LEV		D-665-16	RL DS	2TWC,TWC(2)	4 4WD	830821			
2003	4.0	3FMXT04.02FA	LEV1 LEV		D-665-20	RL DS	2TWC,TWC(2)	4 ALL	651027			
2003	4.0	3FMXT04.02F3	LEV1 LEV		D-665-16	RR DS	2TWC,TWC(2)	4 4WD	830821			
2003	4.0	3FMXT04.02FA	LEV1 LEV		D-665-20	RR DS	2TWC,TWC(2)	4 ALL	651027			
2003	4.0	3FMXT04.02FA	LEV1 LEV		D-665-16	U DS	2TWC,TWC(2)	4 4WD	830807			

TAURUS

2000	3.0	YFMXV03.0VF3	LEV1 LEV		D-665-15	F DS	2TWC,TWC	3 ALL	867020			
2000	3.0	YFMXV03.0VF5	LEV1 LEV		D-665-15	F DS	2TWC,TWC	3 ALL	867020			
2000	3.0	YFMXV03.0VFA	LEV1 LEV		D-665-15	F DS	2TWC,TWC	3 ALL	867020			
2000	3.0	YFMXV03.0VF3	LEV1 LEV		D-665-15	FL DS	2TWC,TWC	3 ALL	867024			
2000	3.0	YFMXV03.0VF5	LEV1 LEV		D-665-15	FL DS	2TWC,TWC	3 ALL	867024			
2000	3.0	YFMXV03.0VFA	LEV1 LEV		D-665-15	FL DS	2TWC,TWC	3 ALL	867024			
2000	3.0	YFMXV03.0VF3	LEV1 LEV		D-665-15	FR DS	2TWC,TWC	3 ALL	867025			
2000	3.0	YFMXV03.0VF5	LEV1 LEV		D-665-15	FR DS	2TWC,TWC	3 ALL	867025			
2000	3.0	YFMXV03.0VFA	LEV1 LEV		D-665-15	FR DS	2TWC,TWC	3 ALL	867025			
2000	3.0	YFMXV03.0VF3	LEV1 LEV		D-665-15	U DS	2TWC,TWC	3 ALL	868002			
2000	3.0	YFMXV03.0VF5	LEV1 LEV		D-665-15	U DS	2TWC,TWC	3 ALL	868002			
2000	3.0	YFMXV03.0VFA	LEV1 LEV		D-665-15	U DS	2TWC,TWC	3 ALL	868002			
2001	3.0	1FMXV03.0VF3	LEV1 LEV		D-665-15	F DS	2TWC,TWC	3 ALL	867020			
2001	3.0	1FMXV03.0VF3	LEV1 LEV		D-665-15	FL DS	2TWC,TWC	3 ALL	867024			
2001	3.0	1FMXV03.0VF3	LEV1 LEV		D-665-15	FR DS	2TWC,TWC	3 ALL	867025			
2001	3.0	1FMXV03.0VF3	LEV1 LEV		D-665-15	U DS	2TWC,TWC	3 ALL	868002			
2002	3.0	2FMXV03.0VF3	LEV1 LEV		D-665-15	F DS	2TWC,TWC	3 ALL	867020			
2002	3.0	2FMXV03.0VF4	LEV1 LEV		D-665-15	F DS	2TWC,TWC	3 ALL	867020			
2002	3.0	2FMXV03.0VF8	LEV1 LEV		D-665-15	F DS	2TWC,TWC	3 ALL	867020			
2002	3.0	2FMXV03.0VF9	LEV1 LEV		D-665-15	F DS	2TWC,TWC	3 ALL	867020			
2002	3.0	2FMXV03.0VF3	LEV1 LEV		D-665-15	FL DS	2TWC,TWC	3 ALL	867024			
2002	3.0	2FMXV03.0VF4	LEV1 LEV		D-665-15	FL DS	2TWC,TWC	3 ALL	867024			
2002	3.0	2FMXV03.0VF8	LEV1 LEV		D-665-15	FL DS	2TWC,TWC	3 ALL	867024			
2002	3.0	2FMXV03.0VF9	LEV1 LEV		D-665-15	FL DS	2TWC,TWC	3 ALL	867024			
2002	3.0	2FMXV03.0VF3	LEV1 LEV		D-665-15	FR DS	2TWC,TWC	3 ALL	867025			
2002	3.0	2FMXV03.0VF4	LEV1 LEV		D-665-15	FR DS	2TWC,TWC	3 ALL	867025			

OBDII

Year	Liters	Engine Family	Certification Std.	Comments	Executive Order	Location	Exhaust Type	Converter Type	# Converters	Drive Type	Universal #	Direct Fit #
------	--------	---------------	--------------------	----------	-----------------	----------	--------------	----------------	--------------	------------	-------------	--------------

FORD

TAURUS (Continued)

2002	3.0	2FMXV03.0VF8	LEV1 LEV		D-665-15	FR DS	2TWC,TWC	3 ALL	867025			
2002	3.0	2FMXV03.0VF9	LEV1 LEV		D-665-15	FR DS	2TWC,TWC	3 ALL	867025			
2002	3.0	2FMXV03.0VF3	LEV1 LEV		D-665-15	U DS	2TWC,TWC	3 ALL	868002			
2002	3.0	2FMXV03.0VF4	LEV1 LEV		D-665-15	U DS	2TWC,TWC	3 ALL	868002			
2002	3.0	2FMXV03.0VF8	LEV1 LEV		D-665-15	U DS	2TWC,TWC	3 ALL	868002			
2002	3.0	2FMXV03.0VF9	LEV1 LEV		D-665-15	U DS	2TWC,TWC	3 ALL	868002			
2003	3.0	3FMXV03.0VF3	LEV1 LEV		D-665-15	F DS	2TWC,TWC	3 ALL	867020			
2003	3.0	3FMXV03.0VF4	LEV1 LEV		D-665-15	F DS	2TWC,TWC	3 ALL	867020			
2003	3.0	3FMXV03.0Vfy	LEV1 ULEV		D-665-15	F DS	2TWC,TWC	3 ALL	867020			
2003	3.0	3FMXV03.0Vfz	LEV1 LEV		D-665-15	F DS	2TWC,TWC	3 ALL	867020			
2003	3.0	3FMXV03.0VF3	LEV1 LEV		D-665-15	FL DS	2TWC,TWC	3 ALL	867024			
2003	3.0	3FMXV03.0VF4	LEV1 LEV		D-665-15	FL DS	2TWC,TWC	3 ALL	867024			
2003	3.0	3FMXV03.0Vfy	LEV1 ULEV		D-665-15	FL DS	2TWC,TWC	3 ALL	867024			
2003	3.0	3FMXV03.0Vfz	LEV1 LEV		D-665-15	FL DS	2TWC,TWC	3 ALL	867024			
2003	3.0	3FMXV03.0VF3	LEV1 LEV		D-665-15	FR DS	2TWC,TWC	3 ALL	867025			
2003	3.0	3FMXV03.0VF4	LEV1 LEV		D-665-15	FR DS	2TWC,TWC	3 ALL	867025			
2003	3.0	3FMXV03.0Vfy	LEV1 ULEV		D-665-15	FR DS	2TWC,TWC	3 ALL	867025			
2003	3.0	3FMXV03.0Vfz	LEV1 LEV		D-665-15	FR DS	2TWC,TWC	3 ALL	867025			
2003	3.0	3FMXV03.0VF3	LEV1 LEV		D-665-15	U DS	2TWC,TWC	3 ALL	868002			
2003	3.0	3FMXV03.0VF4	LEV1 LEV		D-665-15	U DS	2TWC,TWC	3 ALL	868002			
2003	3.0	3FMXV03.0Vfy	LEV1 ULEV		D-665-15	U DS	2TWC,TWC	3 ALL	868002			
2003	3.0	3FMXV03.0Vfz	LEV1 LEV		D-665-15	U DS	2TWC,TWC	3 ALL	868002			
2004	3.0	4FMXV03.0VE8	LEV1 ULEV		D-665-15	F DS	2TWC,TWC	3 ALL	867020			
2004	3.0	4FMXV03.0VEM	LEV2 LEV		D-665-15	F DS	2TWC,TWC	3 ALL	867020			
2004	3.0	4FMXV03.0VEY	LEV2 LEV		D-665-15	F DS	2TWC,TWC	3 ALL	867020			
2004	3.0	4FMXV03.0VE8	LEV1 ULEV		D-665-15	FL DS	2TWC,TWC	3 ALL	867024			
2004	3.0	4FMXV03.0VEM	LEV2 LEV		D-665-15	FL DS	2TWC,TWC	3 ALL	867024			
2004	3.0	4FMXV03.0VEY	LEV2 LEV		D-665-15	FL DS	2TWC,TWC	3 ALL	867024			
2004	3.0	4FMXV03.0VE8	LEV1 ULEV		D-665-15	FR DS	2TWC,TWC	3 ALL	867025			
2004	3.0	4FMXV03.0VEM	LEV2 LEV		D-665-15	FR DS	2TWC,TWC	3 ALL	867025			
2004	3.0	4FMXV03.0VEY	LEV2 LEV		D-665-15	FR DS	2TWC,TWC	3 ALL	867025			
2004	3.0	4FMXV03.0VE8	LEV1 ULEV		D-665-15	U DS	2TWC,TWC	3 ALL	868002			
2004	3.0	4FMXV03.0VEM	LEV2 LEV		D-665-15	U DS	2TWC,TWC	3 ALL	868002			
2004	3.0	4FMXV03.0VEY	LEV2 LEV		D-665-15	U DS	2TWC,TWC	3 ALL	868002			
2005	3.0	5FMXV03.0VE3	LEV1 ULEV		D-665-15	F DS	2TWC,TWC	3 ALL	867020			
2005	3.0	5FMXV03.0VEY	LEV2 LEV		D-665-15	F DS	2TWC,TWC	3 ALL	867020			
2005	3.0	5FMXV03.0Vfz	LEV1 ULEV		D-665-15	F DS	2TWC,TWC	3 ALL	867020			
2005	3.0	5FMXV03.0VE3	LEV1 ULEV		D-665-15	FL DS	2TWC,TWC	3 ALL	867024			
2005	3.0	5FMXV03.0VEY	LEV2 LEV		D-665-15	FL DS	2TWC,TWC	3 ALL	867024			
2005	3.0	5FMXV03.0Vfz	LEV1 ULEV		D-665-15	FL DS	2TWC,TWC	3 ALL	867024			
2005	3.0	5FMXV03.0VE3	LEV1 ULEV		D-665-15	FR DS	2TWC,TWC	3 ALL	867025			
2005	3.0	5FMXV03.0VEY	LEV2 LEV		D-665-15	FR DS	2TWC,TWC	3 ALL	867025			
2005	3.0	5FMXV03.0Vfz	LEV1 ULEV		D-665-15	FR DS	2TWC,TWC	3 ALL	867025			
2005	3.0	5FMXV03.0VE3	LEV1 ULEV		D-665-15	U DS	2TWC,TWC	3 ALL	868002			
2005	3.0	5FMXV03.0VEY	LEV2 LEV		D-665-15	U DS	2TWC,TWC	3 ALL	868002			
2005	3.0	5FMXV03.0Vfz	LEV1 ULEV		D-665-15	U DS	2TWC,TWC	3 ALL	868002			

THUNDERBIRD

1996	3.8	TFM3.8V8G1FK	TIER1		D-665-9	FL DS	2TWC,TWC	3 ALL	830104			
1996	3.8	TFM3.8V8G1FK	TIER1		D-665-9	FR DS	2TWC,TWC	3 ALL	830104			

Year	Liters	Engine Family	Certification Std.	Comments	Executive Order	Location	Exhaust Type	Converter Type	# Converters	Drive Type	Universal #	Direct Fit #
------	--------	---------------	--------------------	----------	-----------------	----------	--------------	----------------	--------------	------------	-------------	--------------

FORD

THUNDERBIRD (Continued)

1996	3.8	TFM3.8V8G1FK	TIER1		D-665-9	R	DS	2TWC,TWC	3	ALL	830403	
1996	3.8	TFM3.8V8G1FK	TIER1		D-665-9	U	DS	2TWC,TWC	3	ALL		830456
1997	3.8	VFM3.8V8G1FK	TIER1		D-665-9	FL	DS	2TWC,TWC	3	ALL	830104	
1997	3.8	VFM3.8V8G1FK	TIER1		D-665-9	FR	DS	2TWC,TWC	3	ALL	830104	
1997	3.8	VFM3.8V8G1FK	TIER1		D-665-9	R	DS	2TWC,TWC	3	ALL	830403	
1997	3.8	VFM3.8V8G1FK	TIER1		D-665-9	U	DS	2TWC,TWC	3	ALL		830456
2004	3.9	4FMXV03.91H5	LEV1 LEV		D-665-9	FL	D	2TWC	2	ALL	830104	
2004	3.9	4FMXV03.91H5	LEV1 LEV		D-665-9	FR	D	2TWC	2	ALL	830104	
2004	3.9	4FMXV03.91H5	LEV1 LEV		D-665-9	U	D	2TWC	2	ALL		830466
1996	4.6	TFM4.6V8G1EK	TIER1		D-665-9	FL	DS	2TWC,TWC	3	ALL	830104	
1996	4.6	TFM4.6V8G1EK	TIER1		D-665-9	FR	DS	2TWC,TWC	3	ALL	830104	
1996	4.6	TFM4.6V8G1EK	TIER1		D-665-9	R	DS	2TWC,TWC	3	ALL	830404	
1996	4.6	TFM4.6V8G1EK	TIER1		D-665-9	U	DS	2TWC,TWC	3	ALL		830459
1997	4.6	VFM4.6V8G1EK	TIER1		D-665-9	FL	DS	2TWC,TWC	3	ALL	830105	
1997	4.6	VFM4.6V8G1EK	TIER1		D-665-9	FR	DS	2TWC,TWC	3	ALL	830105	
1997	4.6	VFM4.6V8G1EK	TIER1		D-665-9	R	DS	2TWC,TWC	3	ALL	830404	
1997	4.6	VFM4.6V8G1EK	TIER1		D-665-9	U	DS	2TWC,TWC	3	ALL		830459

WINDSTAR

1996	3.0	TFM3.028G1EK	TIER1		D-665-16	F	D	2TWC	2	FWD	830714	
1996	3.0	TFM3.028G1EK	TIER1		D-665-16	R	D	2TWC	2	FWD	830818	
1996	3.0	TFM3.028G1EK	LEV1 LEV		D-665-18	UL	D	2TWC	2	ALL	640010	
1996	3.0	TFM3.028G1EK	LEV1 LEV		D-665-18	UR	D	2TWC	2	ALL	640010	
1997	3.0	VFM3.028G1EK	TIER1		D-665-16	FL	D	2TWC	2	FWD	830703	
1997	3.0	VFM3.028G1EK	TIER1		D-665-16	FR	D	2TWC	2	FWD	830703	
1997	3.0	VFM3.028G1EK	TIER1		D-665-16	U	D	2TWC	2	FWD		830879
1998	3.0	WFMXT03.0AAA	LEV1 LEV		D-665-16	FL	D	2TWC	2	FWD	830702	
1998	3.0	WFMXT03.0CAA	LEV1 LEV		D-665-16	FL	D	2TWC	2	FWD	830702	
1998	3.0	WFMXT03.0AAA	LEV1 LEV		D-665-16	FR	D	2TWC	2	FWD	830702	
1998	3.0	WFMXT03.0CAA	LEV1 LEV		D-665-16	FR	D	2TWC	2	FWD	830702	
1998	3.0	WFMXT03.0AAA	LEV1 LEV		D-665-16	U	D	2TWC	2	FWD		830879
1998	3.0	WFMXT03.0CAA	LEV1 LEV		D-665-16	U	D	2TWC	2	FWD		830879
1999	3.0	XFMXT03.02GC	LEV1 LEV		D-665-16	FL	D	2TWC	2	FWD	830702	
1999	3.0	XFMXT03.02GC	LEV1 LEV		D-665-16	FR	D	2TWC	2	FWD	830702	
1999	3.0	XFMXT03.02GC	LEV1 LEV		D-665-16	U	D	2TWC	2	FWD		830879
2000	3.0	YFMXT03.02F5	LEV1 LEV		D-665-16	FL	D	2TWC	2	FWD	830702	
2000	3.0	YFMXT03.02F5	LEV1 LEV		D-665-16	FR	D	2TWC	2	FWD	830702	
2000	3.0	YFMXT03.02F5	LEV1 LEV		D-665-16	U	D	2TWC	2	FWD		830879
1996	3.8	TFM3.828G1EK	TIER1		D-665-16	F	D	2TWC	2	ALL	830714	
1996	3.8	TFM3.828G1EK	TIER1		D-665-16	R	D	2TWC	2	ALL	830818	
1996	3.8	TFM3.828G1EK	LEV1 LEV		D-665-18	UL	D	2TWC	2	ALL	640010	
1996	3.8	TFM3.828G1EK	LEV1 LEV		D-665-18	UR	D	2TWC	2	ALL	640010	
1997	3.8	VFM3.828G1EK	TIER1		D-665-16	FL	D	2TWC	2	FWD	830702	
1997	3.8	VFM3.828G1EK	TIER1		D-665-16	FR	D	2TWC	2	FWD	830702	
1997	3.8	VFM3.828G1EK	TIER1		D-665-18	U	D	2TWC	2	ALL		830868
1997	3.8	VFM3.828G1EK	TIER1	To 4/29/98	D-665-16	U	D	2TWC	2	FWD		830868
1998	3.8	WFMXT03.8AAA	LEV1 LEV		D-665-16	FL	D	2TWC	2	FWD	830702	
1998	3.8	WFMXT03.8AAB	LEV1 LEV		D-665-16	FL	D	2TWC	2	FWD	830702	
1998	3.8	WFMXT03.8AAA	LEV1 LEV		D-665-16	FR	D	2TWC	2	FWD	830702	
1998	3.8	WFMXT03.8AAB	LEV1 LEV		D-665-16	FR	D	2TWC	2	FWD	830702	

Year	Liters	Engine Family	Certification Std.	Comments	Executive Order	Location	Exhaust Type	Converter Type	# Converters	Drive Type	Universal #	Direct Fit #
------	--------	---------------	--------------------	----------	-----------------	----------	--------------	----------------	--------------	------------	-------------	--------------

FORD

WINDSTAR (Continued)

1998	3.8	WFMXT03.8AAA	LEV1 LEV		D-665-18	U	D	2TWC	2	ALL		830868
1998	3.8	WFMXT03.8AAB	LEV1 LEV		D-665-18	U	D	2TWC	2	ALL		830868
1998	3.8	WFMXT03.8AAA	LEV1 LEV	To 4/29/98	D-665-16	U	D	2TWC	2	FWD		830868
1998	3.8	WFMXT03.8AAB	LEV1 LEV	To 4/29/98	D-665-16	U	D	2TWC	2	FWD		830868

GEO

METRO

1996	1.3	TSK1.3V5GDFB	TIER1		D-665-17	U	S	TWC	1	ALL	630015	630603
------	-----	--------------	-------	--	----------	---	---	-----	---	-----	--------	--------

TRACKER

1996	1.6	TSK1.61JGHHB	TIER1		D-665-17	U	S	TWC	1	ALL	630016	630548
1997	1.6	VSK1.61JGKHK	TIER1		D-665-17	U	S	TWC	1	ALL	630016	

GMC

C1500

1996	4.3	TGM4.35PGFEK	TIER1		D-665-18	U	S	TWC	1	ALL	640004	640547
1996	4.3	TGM4.38PGBEK	TIER1		D-665-18	U	S	TWC	1	ALL	640004	640547
1997	4.3	VGM4.3HPG1EK	TIER1		D-665-18	U	S	TWC	1	ALL	640004	640547
1998	4.3	WGMXA04.3190	TIER1		D-665-18	U	S	TWC	1	ALL	640004	640547
1996	5.0	TGM5.0HPG1EK	TIER1		D-665-18	U	S	TWC	1	2WD	640004	640547
1996	5.0	TGM5.0JPG1EK	TIER1		D-665-18	U	S	TWC	1	2WD	640004	640547
1997	5.0	VGM5.0HPG1EK	TIER1		D-665-18	U	S	TWC	1	2WD	640004	640547
1997	5.0	VGM5.0JPG1EK	TIER1		D-665-18	U	S	TWC	1	2WD	640004	640547
1998	5.0	WGMXA05.0182	TIER1		D-665-18	U	S	TWC	1	ALL	640004	640547
1998	5.0	WGMXA05.0184	TIER1		D-665-18	U	S	TWC	1	ALL	640004	640547
1999	5.0	XGMXA05.0182	TIER1		D-665-18	U	S	TWC	1	ALL	640004	865520
1999	5.0	XGMXA05.0184	TIER1		D-665-18	U	S	TWC	1	ALL	640004	
1996	5.7	TGM5.75PGFEK	TIER1	Y-PIPE ASSY	D-665-18	U	D	2TWC	2	ALL		640542
1996	5.7	TGM5.75PGFEK	TIER1		D-665-18	U	S	TWC	1	ALL		640547
1996	5.7	TGM5.75PGFEK	TIER1		D-665-18	UL	D	2TWC	2	ALL	640001	
1996	5.7	TGM5.75PGFEK	TIER1		D-665-18	UR	D	2TWC	2	ALL	640001	
1997	5.7	VGM5.7JPG1EK	TIER1		D-665-18	U	D	2TWC	2	ALL		640542
1997	5.7	VGM5.7HPG1EK	TIER1	Y-PIPE ASSY	D-665-18	U	D	2TWC	2	ALL		640542
1997	5.7	VGM5.7HPG1EK	TIER1		D-665-18	U	S	TWC	1	ALL		640547
1997	5.7	VGM5.7HPG1EK	TIER1		D-665-18	UL	D	2TWC	2	ALL	640001	
1997	5.7	VGM5.7JPG1EK	TIER1		D-665-18	UL	D	2TWC	2	ALL	640001	
1997	5.7	VGM5.7HPG1EK	TIER1		D-665-18	UR	D	2TWC	2	ALL	640001	
1997	5.7	VGM5.7JPG1EK	TIER1		D-665-18	UR	D	2TWC	2	ALL	640001	
1998	5.7	WGMXA05.7182	TIER1		D-665-18	U	D	2TWC	2	ALL		640542
1998	5.7	WGMXA05.7184	TIER1		D-665-18	U	D	2TWC	2	ALL		640542
1998	5.7	WGMXA05.7187	TIER1		D-665-18	U	D	2TWC	2	ALL		640542
1998	5.7	WGMXA05.7182	TIER1		D-665-18	UL	D	2TWC	2	ALL	640001	
1998	5.7	WGMXA05.7184	TIER1		D-665-18	UL	D	2TWC	2	ALL	640001	
1998	5.7	WGMXA05.7187	TIER1		D-665-18	UL	D	2TWC	2	ALL	640001	
1998	5.7	WGMXA05.7182	TIER1		D-665-18	UR	D	2TWC	2	ALL	640001	
1998	5.7	WGMXA05.7184	TIER1		D-665-18	UR	D	2TWC	2	ALL	640001	
1998	5.7	WGMXA05.7187	TIER1		D-665-18	UR	D	2TWC	2	ALL	640001	
1999	5.7	XGMXA05.7182	TIER1		D-665-18	U	D	2TWC	2	ALL		640542
1999	5.7	XGMXA05.7182	TIER1		D-665-18	UL	D	2TWC	2	ALL	640001	
1999	5.7	XGMXA05.7182	TIER1		D-665-18	UR	D	2TWC	2	ALL	640001	

Year	Liters	Engine Family	Certification Std.	Comments	Executive Order	Location	Exhaust Type	Converter Type	# Converters	Drive Type	Universal #	Direct Fit #
------	--------	---------------	--------------------	----------	-----------------	----------	--------------	----------------	--------------	------------	-------------	--------------

GMC

C1500 SUBURBAN

1996	5.7	TGM5.75PGFEK	TIER1		D-665-18	U	D	2TWC	2	ALL		640542
1996	5.7	TGM5.76PGFEK	TIER1		D-665-18	U	D	2TWC	2	ALL		640542
1996	5.7	TGM5.75PGFEK	TIER1		D-665-18	UL	D	2TWC	2	ALL	640001	
1996	5.7	TGM5.76PGFEK	TIER1		D-665-18	UL	D	2TWC	2	ALL	640001	
1996	5.7	TGM5.75PGFEK	TIER1		D-665-18	UR	D	2TWC	2	ALL	640001	
1996	5.7	TGM5.76PGFEK	TIER1		D-665-18	UR	D	2TWC	2	ALL	640001	
1997	5.7	VGM5.7HPG1EK	TIER1		D-665-18	U	D	2TWC	2	ALL		640542
1997	5.7	VGM5.7JPG1EK	TIER1		D-665-18	U	D	2TWC	2	ALL		640542
1997	5.7	VGM5.7JPG1GK	TIER1		D-665-18	U	D	2TWC	2	ALL		640542
1997	5.7	VGM5.7HPG1EK	TIER1		D-665-18	UL	D	2TWC	2	ALL	640001	
1997	5.7	VGM5.7JPG1EK	TIER1		D-665-18	UL	D	2TWC	2	ALL	640001	
1997	5.7	VGM5.7JPG1GK	TIER1		D-665-18	UL	D	2TWC	2	ALL	640001	
1997	5.7	VGM5.7HPG1EK	TIER1		D-665-18	UR	D	2TWC	2	ALL	640001	
1997	5.7	VGM5.7JPG1EK	TIER1		D-665-18	UR	D	2TWC	2	ALL	640001	
1997	5.7	VGM5.7JPG1GK	TIER1		D-665-18	UR	D	2TWC	2	ALL	640001	
1998	5.7	WGMXA05.7185	LEV1 LEV		D-665-18	U	D	2TWC	2	ALL		640542
1998	5.7	WGMXA05.7186	LEV1 LEV		D-665-18	U	D	2TWC	2	ALL		640542
1998	5.7	WGMXA05.7185	LEV1 LEV		D-665-18	UL	D	2TWC	2	ALL	640001	
1998	5.7	WGMXA05.7186	LEV1 LEV		D-665-18	UL	D	2TWC	2	ALL	640001	
1998	5.7	WGMXA05.7185	LEV1 LEV		D-665-18	UR	D	2TWC	2	ALL	640001	
1998	5.7	WGMXA05.7186	LEV1 LEV		D-665-18	UR	D	2TWC	2	ALL	640001	
1999	5.7	XGMXA05.7185	LEV1 LEV		D-665-18	U	D	2TWC	2	ALL		640542
1999	5.7	XGMXA05.7186	LEV1 LEV		D-665-18	U	D	2TWC	2	ALL		640542
1999	5.7	XGMXA05.7187	TIER1		D-665-18	U	D	2TWC	2	ALL		640542
1999	5.7	XGMXA05.7185	LEV1 LEV		D-665-18	UL	D	2TWC	2	ALL	640001	
1999	5.7	XGMXA05.7186	LEV1 LEV		D-665-18	UL	D	2TWC	2	ALL	640001	
1999	5.7	XGMXA05.7187	TIER1		D-665-18	UL	D	2TWC	2	ALL	640001	
1999	5.7	XGMXA05.7185	LEV1 LEV		D-665-18	UR	D	2TWC	2	ALL	640001	
1999	5.7	XGMXA05.7186	LEV1 LEV		D-665-18	UR	D	2TWC	2	ALL	640001	
1999	5.7	XGMXA05.7187	TIER1		D-665-18	UR	D	2TWC	2	ALL	640001	

C2500

1996	5.0	TGM5.0HPG1EK	TIER1		D-665-18	U	S	TWC	1	2WD	640004	640547
1996	5.0	TGM5.0JPG1EK	TIER1		D-665-18	U	S	TWC	1	2WD	640004	640547
1997	5.0	VGM5.0HPG1EK	TIER1		D-665-18	U	S	TWC	1	2WD	640004	640547
1997	5.0	VGM5.0JPG1EK	TIER1		D-665-18	U	S	TWC	1	2WD	640004	640547
1998	5.0	WGMXA05.0184	TIER1		D-665-14	U	S	TWC	1	2WD	865018	865520
1996	5.7	TGM5.75PGFEK	TIER1		D-665-18	U	D	2TWC	2	ALL		640542
1996	5.7	TGM5.76PGFEK	TIER1		D-665-18	U	D	2TWC	2	ALL		640542
1996	5.7	TGM5.7JPG1EK	TIER1		D-665-18	U	D	2TWC	2	ALL		640542
1996	5.7	TGM5.75PGFEK	TIER1		D-665-18	UL	D	2TWC	2	ALL	640001	
1996	5.7	TGM5.76PGFEK	TIER1		D-665-18	UL	D	2TWC	2	ALL	640001	
1996	5.7	TGM5.7JPG1EK	TIER1		D-665-18	UL	D	2TWC	2	ALL	640001	
1996	5.7	TGM5.75PGFEK	TIER1		D-665-18	UR	D	2TWC	2	ALL	640001	
1996	5.7	TGM5.76PGFEK	TIER1		D-665-18	UR	D	2TWC	2	ALL	640001	
1996	5.7	TGM5.7JPG1EK	TIER1		D-665-18	UR	D	2TWC	2	ALL	640001	
1997	5.7	VGM5.7HPG1EK	TIER1		D-665-18	U	D	2TWC	2	ALL		640542
1997	5.7	VGM5.7JPG1EK	TIER1		D-665-18	U	D	2TWC	2	ALL		640542
1997	5.7	VGM5.7JPG1GK	TIER1		D-665-18	U	D	2TWC	2	ALL		640542
1997	5.7	VGM5.7HPG1EK	TIER1		D-665-18	UL	D	2TWC	2	ALL	640001	

Year	Liters	Engine Family	Certification Std.	Comments	Executive Order	Location	Exhaust Type	Converter Type	# Converters	Drive Type	Universal #	Direct Fit #
------	--------	---------------	--------------------	----------	-----------------	----------	--------------	----------------	--------------	------------	-------------	--------------

GMC

G2500 (Continued)

1997	5.7	VGM5.7JPG1EK	TIER1		D-665-18	UL	D	2TWC	2	ALL	640001	
1997	5.7	VGM5.7JPG1GK	TIER1		D-665-18	UL	D	2TWC	2	ALL	640001	
1997	5.7	VGM5.7HPG1EK	TIER1		D-665-18	UR	D	2TWC	2	ALL	640001	
1997	5.7	VGM5.7JPG1EK	TIER1		D-665-18	UR	D	2TWC	2	ALL	640001	
1997	5.7	VGM5.7JPG1GK	TIER1		D-665-18	UR	D	2TWC	2	ALL	640001	
1998	5.7	WGMXA05.7182	TIER1		D-665-18	U	D	2TWC	2	ALL		640542
1998	5.7	WGMXA05.7184	TIER1		D-665-18	U	D	2TWC	2	ALL		640542
1998	5.7	WGMXA05.7187	TIER1		D-665-18	U	D	2TWC	2	ALL		640542
1998	5.7	WGMXA05.7182	TIER1		D-665-18	UL	D	2TWC	2	ALL	640001	
1998	5.7	WGMXA05.7184	TIER1		D-665-18	UL	D	2TWC	2	ALL	640001	
1998	5.7	WGMXA05.7187	TIER1		D-665-18	UL	D	2TWC	2	ALL	640001	
1998	5.7	WGMXA05.7182	TIER1		D-665-18	UR	D	2TWC	2	ALL	640001	
1998	5.7	WGMXA05.7184	TIER1		D-665-18	UR	D	2TWC	2	ALL	640001	
1998	5.7	WGMXA05.7187	TIER1		D-665-18	UR	D	2TWC	2	ALL	640001	
1999	5.7	XGMXA05.7182	TIER1		D-665-18	U	D	2TWC	2	ALL		640542
1999	5.7	XGMXA05.7187	TIER1		D-665-18	U	D	2TWC	2	ALL		640542
1999	5.7	XGMXA05.7182	TIER1		D-665-18	UL	D	2TWC	2	ALL	640001	
1999	5.7	XGMXA05.7187	TIER1		D-665-18	UL	D	2TWC	2	ALL	640001	
1999	5.7	XGMXA05.7182	TIER1		D-665-18	UR	D	2TWC	2	ALL	640001	
1999	5.7	XGMXA05.7187	TIER1		D-665-18	UR	D	2TWC	2	ALL	640001	
2000	5.7	YGMXA05.7191	TIER1		D-665-18	U	D	2TWC	2	ALL		640542
2000	5.7	YGMXA05.7194	LEV1 LEV		D-665-18	U	D	2TWC	2	ALL		640542
2000	5.7	YGMXA05.7191	TIER1		D-665-18	UL	D	2TWC	2	ALL	640001	
2000	5.7	YGMXA05.7194	LEV1 LEV		D-665-18	UL	D	2TWC	2	ALL	640001	
2000	5.7	YGMXA05.7191	TIER1		D-665-18	UR	D	2TWC	2	ALL	640001	
2000	5.7	YGMXA05.7194	LEV1 LEV		D-665-18	UR	D	2TWC	2	ALL	640001	
1996	7.4	TGM7.4J8G1EK	TIER1	w/ 131.5" W.B.	D-665-18	R	D	2TWC	2	ALL		640566
1996	7.4	TGM7.4J8G1EK	TIER1	w/ 141.5" W.B.	D-665-18	R	D	2TWC	2	ALL		640566
1996	7.4	TGM7.4J8G1EK	TIER1		D-665-18	UL	D	2TWC	2	ALL	640003	
1996	7.4	TGM7.4J8G1EK	TIER1		D-665-18	UR	D	2TWC	2	ALL	640003	
1997	7.4	VGM7.4J8G1EK	TIER1	w/ 131.5" W.B.	D-665-18	R	D	2TWC	2	ALL		640566
1997	7.4	VGM7.4J8G1EK	TIER1	w/ 141.5" W.B.	D-665-18	R	D	2TWC	2	ALL		640566
1997	7.4	VGM7.4J8G1EK	TIER1		D-665-18	UL	D	2TWC	2	ALL	640003	
1997	7.4	VGM7.4J8G1EK	TIER1		D-665-18	UR	D	2TWC	2	ALL	640003	
1998	7.4	WGMXA07.4201	TIER1		D-665-18	F	D	2TWC	2	ALL		640578
1998	7.4	WGMXA07.4201	TIER1	w/ 131.5" W.B.	D-665-18	R	D	2TWC	2	ALL		640566
1998	7.4	WGMXA07.4201	TIER1	w/ 141.5" W.B.	D-665-18	R	D	2TWC	2	ALL		640566
1998	7.4	WGMXA07.4201	TIER1		D-665-18	UL	D	2TWC	2	ALL	640003	
1998	7.4	WGMXA07.4201	TIER1		D-665-18	UR	D	2TWC	2	ALL	640003	
1999	7.4	XGMXA07.4201	TIER1		D-665-18	F	D	2TWC	2	ALL		640578
1999	7.4	XGMXA07.4201	TIER1	w/ 131.5" W.B.	D-665-18	R	D	2TWC	2	ALL		640566
1999	7.4	XGMXA07.4201	TIER1	w/ 141.5" W.B.	D-665-18	R	D	2TWC	2	ALL		640566
1999	7.4	XGMXA07.4201	TIER1		D-665-18	UL	D	2TWC	2	ALL	640003	
1999	7.4	XGMXA07.4201	TIER1		D-665-18	UR	D	2TWC	2	ALL	640003	
2000	7.4	YGMXA07.4201	TIER1		D-665-18	U	D	2TWC	2	ALL		640578
2000	7.4	YGMXA07.4201	TIER1		D-665-18	UL	D	2TWC	2	ALL	640003	
2000	7.4	YGMXA07.4201	TIER1		D-665-18	UR	D	2TWC	2	ALL	640003	

G2500 SUBURBAN

1996	5.7	TGM5.75PGFEK	TIER1		D-665-18	U	D	2TWC	2	ALL		640542
------	-----	--------------	-------	--	----------	---	---	------	---	-----	--	--------

OBDII

Year	Liters	Engine Family	Certification Std.	Comments	Executive Order	Location	Exhaust Type	Converter Type	# Converters	Drive Type	Universal #	Direct Fit #
------	--------	---------------	--------------------	----------	-----------------	----------	--------------	----------------	--------------	------------	-------------	--------------

GMC

C2500 SUBURBAN (Continued)

1996	5.7	TGM5.76PGFEK	TIER1		D-665-18	U	D	2TWC	2	ALL		640542
1996	5.7	TGM5.7JPG1EK	TIER1		D-665-18	U	D	2TWC	2	ALL		640542
1996	5.7	TGM5.75PGFEK	TIER1		D-665-18	UL	D	2TWC	2	ALL	640001	
1996	5.7	TGM5.76PGFEK	TIER1		D-665-18	UL	D	2TWC	2	ALL	640001	
1996	5.7	TGM5.7JPG1EK	TIER1		D-665-18	UL	D	2TWC	2	ALL	640001	
1996	5.7	TGM5.75PGFEK	TIER1		D-665-18	UR	D	2TWC	2	ALL	640001	
1996	5.7	TGM5.76PGFEK	TIER1		D-665-18	UR	D	2TWC	2	ALL	640001	
1996	5.7	TGM5.7JPG1EK	TIER1		D-665-18	UR	D	2TWC	2	ALL	640001	
1997	5.7	VGM5.7HPG1EK	TIER1		D-665-18	U	D	2TWC	2	ALL		640542
1997	5.7	VGM5.7JPG1EK	TIER1		D-665-18	U	D	2TWC	2	ALL		640542
1997	5.7	VGM5.7JPG1GK	TIER1		D-665-18	U	D	2TWC	2	ALL		640542
1997	5.7	VGM5.7HPG1EK	TIER1		D-665-18	UL	D	2TWC	2	ALL	640001	
1997	5.7	VGM5.7JPG1EK	TIER1		D-665-18	UL	D	2TWC	2	ALL	640001	
1997	5.7	VGM5.7JPG1GK	TIER1		D-665-18	UL	D	2TWC	2	ALL	640001	
1997	5.7	VGM5.7HPG1EK	TIER1		D-665-18	UR	D	2TWC	2	ALL	640001	
1997	5.7	VGM5.7JPG1EK	TIER1		D-665-18	UR	D	2TWC	2	ALL	640001	
1997	5.7	VGM5.7JPG1GK	TIER1		D-665-18	UR	D	2TWC	2	ALL	640001	
1998	5.7	WGMXA05.7185	LEV1 LEV		D-665-18	U	D	2TWC	2	ALL		640542
1998	5.7	WGMXA05.7186	LEV1 LEV		D-665-18	U	D	2TWC	2	ALL		640542
1998	5.7	WGMXA05.7187	TIER1		D-665-18	U	D	2TWC	2	ALL		640542
1998	5.7	WGMXA05.7185	LEV1 LEV		D-665-18	UL	D	2TWC	2	ALL	640001	
1998	5.7	WGMXA05.7186	LEV1 LEV		D-665-18	UL	D	2TWC	2	ALL	640001	
1998	5.7	WGMXA05.7187	TIER1		D-665-18	UL	D	2TWC	2	ALL	640001	
1998	5.7	WGMXA05.7185	LEV1 LEV		D-665-18	UR	D	2TWC	2	ALL	640001	
1998	5.7	WGMXA05.7186	LEV1 LEV		D-665-18	UR	D	2TWC	2	ALL	640001	
1998	5.7	WGMXA05.7187	TIER1		D-665-18	UR	D	2TWC	2	ALL	640001	
1999	5.7	XGMXA05.7185	LEV1 LEV		D-665-18	U	D	2TWC	2	ALL		640542
1999	5.7	XGMXA05.7186	LEV1 LEV		D-665-18	U	D	2TWC	2	ALL		640542
1999	5.7	XGMXA05.7187	TIER1		D-665-18	U	D	2TWC	2	ALL		640542
1999	5.7	XGMXA05.7185	LEV1 LEV		D-665-18	UL	D	2TWC	2	ALL	640001	
1999	5.7	XGMXA05.7186	LEV1 LEV		D-665-18	UL	D	2TWC	2	ALL	640001	
1999	5.7	XGMXA05.7187	TIER1		D-665-18	UL	D	2TWC	2	ALL	640001	
1999	5.7	XGMXA05.7185	LEV1 LEV		D-665-18	UR	D	2TWC	2	ALL	640001	
1999	5.7	XGMXA05.7186	LEV1 LEV		D-665-18	UR	D	2TWC	2	ALL	640001	
1999	5.7	XGMXA05.7187	TIER1		D-665-18	UR	D	2TWC	2	ALL	640001	
1996	7.4	TGM7.4J8G1EK	TIER1		D-665-18	UL	D	2TWC	2	ALL	640003	
1996	7.4	TGM7.4J8G1EK	TIER1		D-665-18	UR	D	2TWC	2	ALL	640003	
1997	7.4	VGM7.4J8G1EK	TIER1		D-665-18	UL	D	2TWC	2	ALL	640003	
1997	7.4	VGM7.4J8G1EK	TIER1		D-665-18	UR	D	2TWC	2	ALL	640003	
1998	7.4	WGMXA07.4201	TIER1		D-665-18	UL	D	2TWC	2	ALL	640003	
1998	7.4	WGMXA07.4201	TIER1		D-665-18	UR	D	2TWC	2	ALL	640003	
1999	7.4	XGMXA07.4201	TIER1		D-665-18	UL	D	2TWC	2	ALL	640003	
1999	7.4	XGMXA07.4201	TIER1		D-665-18	UR	D	2TWC	2	ALL	640003	

C3500

1996	5.7	TGM5.76PGFEK	TIER1		D-665-18	U	D	2TWC	2	2WD		640542
1996	5.7	TGM5.7JPG1EK	TIER1		D-665-18	U	D	2TWC	2	4WD		640542
1996	5.7	TGM5.75PGFEK	TIER1		D-665-18	UL	D	2TWC	2	ALL	640001	
1996	5.7	TGM5.76PGFEK	TIER1		D-665-18	UL	D	2TWC	2	2WD	640001	
1996	5.7	TGM5.7JPG1EK	TIER1		D-665-18	UL	D	2TWC	2	2WD	640001	

OBDII

Year	Liters	Engine Family	Certification Std.	Comments	Executive Order	Location	Exhaust Type	Converter Type	# Converters	Drive Type	Universal #	Direct Fit #
------	--------	---------------	--------------------	----------	-----------------	----------	--------------	----------------	--------------	------------	-------------	--------------

GMC

C3500 (Continued)

1996	5.7	TGM5.75PGFEK	TIER1		D-665-18	UR	D	2TWC	2	ALL	640001	
1996	5.7	TGM5.76PGFEK	TIER1		D-665-18	UR	D	2TWC	2	2WD	640001	
1996	5.7	TGM5.7JPG1EK	TIER1		D-665-18	UR	D	2TWC	2	2WD	640001	
1997	5.7	VGM5.7CPGAEA	TIER1		D-665-18	FL	D	2TWC	2	ALL	640004	
1997	5.7	VGM5.7CPGAEA	TIER1		D-665-18	FR	D	2TWC	2	ALL	640004	
1997	5.7	VGM5.7HPG1EK	TIER1		D-665-18	U	D	2TWC	2	ALL		640542
1997	5.7	VGM5.7HPG1EK	TIER1		D-665-18	UL	D	2TWC	2	ALL	640001	
1997	5.7	VGM5.7JPG1EK	TIER1		D-665-18	UL	D	2TWC	2	ALL	640001	
1997	5.7	VGM5.7HPG1EK	TIER1		D-665-18	UR	D	2TWC	2	ALL	640001	
1997	5.7	VGM5.7JPG1EK	TIER1		D-665-18	UR	D	2TWC	2	ALL	640001	
1998	5.7	WGMXH05.7582	TIER1		D-665-18	FL	D	2TWC	2	ALL	640004	
1998	5.7	WGMXH05.7582	TIER1		D-665-18	FR	D	2TWC	2	ALL	640004	
1998	5.7	WGMXA05.7182	TIER1		D-665-18	U	D	2TWC	2	ALL		640542
1998	5.7	WGMXA05.7184	TIER1		D-665-18	U	D	2TWC	2	ALL		640542
1998	5.7	WGMXA05.7187	TIER1		D-665-18	U	D	2TWC	2	ALL		640542
1998	5.7	WGMXA05.7182	TIER1		D-665-18	UL	D	2TWC	2	ALL	640001	
1998	5.7	WGMXA05.7184	TIER1		D-665-18	UL	D	2TWC	2	ALL	640001	
1998	5.7	WGMXA05.7187	TIER1		D-665-18	UL	D	2TWC	2	ALL	640001	
1998	5.7	WGMXA05.7182	TIER1		D-665-18	UR	D	2TWC	2	ALL	640001	
1998	5.7	WGMXA05.7184	TIER1		D-665-18	UR	D	2TWC	2	ALL	640001	
1998	5.7	WGMXA05.7187	TIER1		D-665-18	UR	D	2TWC	2	ALL	640001	
1999	5.7	XGMXH05.7582	TIER1		D-665-18	FL	D	2TWC	2	ALL	640004	
1999	5.7	XGMXH05.7582	TIER1		D-665-18	FR	D	2TWC	2	ALL	640004	
1999	5.7	XGMXA05.7182	TIER1		D-665-18	U	D	2TWC	2	ALL		640542
1999	5.7	XGMXA05.7187	TIER1		D-665-18	U	D	2TWC	2	ALL		640542
1999	5.7	XGMXA05.7182	TIER1		D-665-18	UL	D	2TWC	2	ALL	640001	
1999	5.7	XGMXA05.7187	TIER1		D-665-18	UL	D	2TWC	2	ALL	640001	
1999	5.7	XGMXA05.7182	TIER1		D-665-18	UR	D	2TWC	2	ALL	640001	
1999	5.7	XGMXA05.7187	TIER1		D-665-18	UR	D	2TWC	2	ALL	640001	
2000	5.7	YGMXH05.7582	TIER1		D-665-18	FL	D	2TWC	2	ALL	640004	
2000	5.7	YGMXH05.7582	TIER1		D-665-18	FR	D	2TWC	2	ALL	640004	
2000	5.7	YGMXA05.7191	TIER1		D-665-18	U	D	2TWC	2	ALL		640566
2000	5.7	YGMXA05.7191	TIER1		D-665-18	UL	D	2TWC	2	ALL	640001	
2000	5.7	YGMXA05.7194	LEV1 LEV		D-665-18	UL	D	2TWC	2	ALL	640001	
2000	5.7	YGMXA05.7191	TIER1		D-665-18	UR	D	2TWC	2	ALL	640001	
2000	5.7	YGMXA05.7194	LEV1 LEV		D-665-18	UR	D	2TWC	2	ALL	640001	
1996	7.4	TGM7.4J8G1EK	TIER1		D-665-18	UL	D	2TWC	2	ALL	640003	640550
1996	7.4	TGM7.4J8G1EK	TIER1		D-665-18	UR	D	2TWC	2	ALL	640003	640550
1997	7.4	VGM7.4J8G1EK	TIER1		D-665-18	UL	D	2TWC	2	ALL	640003	640550
1997	7.4	VGM7.4J8G1EK	TIER1		D-665-18	UR	D	2TWC	2	ALL	640003	640550
1998	7.4	WGMXA07.4201	TIER1		D-665-18	F	D	2TWC	2	ALL		640578
1998	7.4	WGMXA07.4201	TIER1		D-665-18	R	D	2TWC	2	ALL		640579
1998	7.4	WGMXA07.4201	TIER1		D-665-18	UL	D	2TWC	2	ALL	640003	
1998	7.4	WGMXA07.4201	TIER1		D-665-18	UR	D	2TWC	2	ALL	640003	
1999	7.4	XGMXA07.4201	TIER1		D-665-18	F	D	2TWC	2	ALL		640578
1999	7.4	XGMXA07.4201	TIER1		D-665-18	R	D	2TWC	2	ALL		640579
1999	7.4	XGMXA07.4201	TIER1	w/ 141.5" W.B.	D-665-18	R	D	2TWC	2	ALL		640579
1999	7.4	XGMXA07.4201	TIER1		D-665-18	UL	D	2TWC	2	ALL	640003	
1999	7.4	XGMXA07.4201	TIER1		D-665-18	UR	D	2TWC	2	ALL	640003	

OBDII

Year	Liters	Engine Family	Certification Std.	Comments	Executive Order	Location	Exhaust Type	Converter Type	# Converters	Drive Type	Universal #	Direct Fit #
------	--------	---------------	--------------------	----------	-----------------	----------	--------------	----------------	--------------	------------	-------------	--------------

GMC

C3500 (Continued)

2000	7.4	YGMXA07.4201	TIER1		D-665-18	F	D	2TWC	2	ALL		640578
2000	7.4	YGMXA07.4201	TIER1		D-665-18	R	D	2TWC	2	ALL		640579
2000	7.4	YGMXA07.4201	TIER1	w/ 141.5" W.B.	D-665-18	R	D	2TWC	2	ALL		640579
2000	7.4	YGMXA07.4201	TIER1		D-665-18	UL	D	2TWC	2	ALL	640003	
2000	7.4	YGMXA07.4201	TIER1		D-665-18	UR	D	2TWC	2	ALL	640003	

ENVOY

2002	4.2	2GMXA04.2187	LEV1 LEV		D-665-7	U	S	TWC	1	2WD	865004	640564
2002	4.2	2GMXT04.2185	LEV1 LEV		D-665-18	U	S	TWC	1	ALL	640003	640564
2003	4.2	3GMXA04.2187	LEV1 LEV		D-665-7	U	S	TWC	1	ALL	865004	640564
2003	4.2	3GMXT04.2185	LEV1 LEV		D-665-18	U	S	TWC	1	ALL	640003	640564
2003	5.3	3GMXT05.3183	LEV1 LEV		D-665-18	UL	D	2TWC	2	ALL	640003	
2003	5.3	3GMXT05.3183	LEV1 LEV		D-665-18	UR	D	2TWC	2	ALL	640003	

G3500

1996	5.7	TGM5.75PGFEK	TIER1		D-665-18	UL	D	2TWC	2	ALL	640003	
1996	5.7	TGM5.7JPG1EK	TIER1		D-665-18	UL	D	2TWC	2	ALL	640001	
1996	5.7	TGM5.75PGFEK	TIER1		D-665-18	UR	D	2TWC	2	ALL	640003	
1996	5.7	TGM5.7JPG1EK	TIER1		D-665-18	UR	D	2TWC	2	ALL	640001	
1996	7.4	TGM7.4J8G1EK	TIER1		D-665-18	UL	D	2TWC	2	ALL	640004	
1996	7.4	TGM7.4J8G1EK	TIER1		D-665-18	UR	D	2TWC	2	ALL	640004	

JIMMY

1996	4.3	TGM4.31PGFEK	TIER1		D-665-17	U	S	TWC	1	ALL	630003	
1996	4.3	TGM4.32PGKEK	TIER1		D-665-18	U	S	TWC	1	ALL	640003	640541
1997	4.3	VGM4.32PG1EK	TIER1		D-665-18	U	S	TWC	1	ALL	640003	640541
1998	4.3	WGMXT04.3185	TLEV		D-665-20	F	S	WU-TWC,TWC	2	ALL	650033	
1998	4.3	WGMXT04.3185	TLEV		D-665-20	R	S	WU-TWC,TWC	2	ALL	651035	651591
1998	4.3	WGMXT04.3184	TIER1		D-665-18	U	S	TWC	1	ALL	640003	640541
1999	4.3	XGMXT04.3184	TLEV		D-665-20	F	S	WU-TWC,TWC	2	ALL	650033	
1999	4.3	XGMXT04.3185	LEV1 LEV		D-665-20	F	S	WU-TWC,TWC	2	ALL	650033	
1999	4.3	XGMXT04.3184	TLEV		D-665-20	R	S	WU-TWC,TWC	2	ALL	651035	651591
1999	4.3	XGMXT04.3185	LEV1 LEV		D-665-20	R	S	WU-TWC,TWC	2	ALL	651035	651591
2000	4.3	YGMXT04.3188	LEV1 LEV		D-665-20	F	S	WU-TWC,TWC	2	ALL	650035	
2000	4.3	YGMXT04.3188	LEV1 LEV		D-665-20	R	S	WU-TWC,TWC	2	ALL	651035	
2000	4.3	YGMXT04.3188	LEV1 LEV		D-665-20	U	S	WU-TWC,TWC	2	ALL		651588
2000	4.3	YGMXT04.3188	LEV1 LEV	2DR	D-665-20	U	S	WU-TWC,TWC	2	4WD		651588
2001	4.3	1GMXT04.3187	LEV1 LEV		D-665-20	F	S	WU-TWC,TWC	2	ALL	650004	
2001	4.3	1GMXT04.3187	LEV1 LEV		D-665-20	R	S	WU-TWC,TWC	2	4WD	651005	
2001	4.3	YGMXT04.3188	LEV1 LEV		D-665-20	R	S	WU-TWC,TWC	2	4WD	651035	
2001	4.3	1GMXT04.3187	LEV1 LEV		D-665-20	U	S	WU-TWC,TWC	2	ALL		651588
2001	4.3	1GMXT04.3187	LEV1 LEV	2DR	D-665-20	U	S	WU-TWC,TWC	2	4WD		651588

K1500

1996	4.3	TGM4.35PGFEK	TIER1		D-665-18	U	S	TWC	1	ALL	640004	640547
1996	4.3	TGM4.38PGBEK	TIER1		D-665-18	U	S	TWC	1	ALL	640004	640547
1997	4.3	VGM4.3HPG1EK	TIER1		D-665-18	U	S	TWC	1	ALL	640004	640547
1998	4.3	WGMXA04.3190	TIER1		D-665-18	U	S	TWC	1	ALL	640004	640547
1996	5.0	TGM5.0HPG1EK	TIER1		D-665-18	U	S	TWC	1	2WD	640004	865520
1996	5.0	TGM5.0JPG1EK	TIER1		D-665-18	U	S	TWC	1	2WD	640004	865520
1997	5.0	VGM5.0HPG1EK	TIER1		D-665-18	U	S	TWC	1	2WD	640004	640547
1997	5.0	VGM5.0JPG1EK	TIER1		D-665-18	U	S	TWC	1	2WD	640004	640547

Year	Liters	Engine Family	Certification Std.	Comments	Executive Order	Location	Exhaust Type	Converter Type	# Converters	Drive Type	Universal #	Direct Fit #
------	--------	---------------	--------------------	----------	-----------------	----------	--------------	----------------	--------------	------------	-------------	--------------

GMC

K1500 (Continued)

1998	5.0	WGMXA05.0182	TIER1		D-665-18	U	S	TWC	1	ALL	640004	640547
1998	5.0	WGMXA05.0184	TIER1		D-665-18	U	S	TWC	1	ALL	640004	640547
1999	5.0	XGMXA05.0182	TIER1		D-665-18	U	S	TWC	1	ALL	640004	865520
1999	5.0	XGMXA05.0184	TIER1		D-665-18	U	S	TWC	1	ALL	640004	865520
1996	5.7	TGM5.75PGFEK	TIER1		D-665-18	U	D	2TWC	2	ALL		640542
1996	5.7	TGM5.76PGFEK	TIER1		D-665-18	U	D	2TWC	2	ALL		640542
1996	5.7	TGM5.75PGFEK	TIER1		D-665-18	UL	D	2TWC	2	ALL	640001	
1996	5.7	TGM5.76PGFEK	TIER1		D-665-18	UL	D	2TWC	2	ALL	640001	
1996	5.7	TGM5.75PGFEK	TIER1		D-665-18	UR	D	2TWC	2	ALL	640001	
1996	5.7	TGM5.76PGFEK	TIER1		D-665-18	UR	D	2TWC	2	ALL	640001	
1997	5.7	VGM5.7HPG1EK	TIER1		D-665-18	U	D	2TWC	2	ALL		640542
1997	5.7	VGM5.7JPG1GK	TIER1		D-665-18	U	D	2TWC	2	ALL		640542
1997	5.7	VGM5.7HPG1EK	TIER1		D-665-18	UL	D	2TWC	2	ALL	640001	
1997	5.7	VGM5.7JPG1GK	TIER1		D-665-18	UL	D	2TWC	2	ALL	640001	
1997	5.7	VGM5.7HPG1EK	TIER1		D-665-18	UR	D	2TWC	2	ALL	640001	
1997	5.7	VGM5.7JPG1GK	TIER1		D-665-18	UR	D	2TWC	2	ALL	640001	
1998	5.7	WGMXA05.7182	TIER1		D-665-18	U	D	2TWC	2	ALL		640542
1998	5.7	WGMXA05.7184	TIER1		D-665-18	U	D	2TWC	2	ALL		640542
1998	5.7	WGMXA05.7187	TIER1		D-665-18	U	D	2TWC	2	ALL		640542
1998	5.7	WGMXA05.7182	TIER1		D-665-18	UL	D	2TWC	2	ALL	640001	
1998	5.7	WGMXA05.7184	TIER1		D-665-18	UL	D	2TWC	2	ALL	640001	
1998	5.7	WGMXA05.7187	TIER1		D-665-18	UL	D	2TWC	2	ALL	640001	
1998	5.7	WGMXA05.7182	TIER1		D-665-18	UR	D	2TWC	2	ALL	640001	
1998	5.7	WGMXA05.7184	TIER1		D-665-18	UR	D	2TWC	2	ALL	640001	
1998	5.7	WGMXA05.7187	TIER1		D-665-18	UR	D	2TWC	2	ALL	640001	
1999	5.7	XGMXA05.7182	TIER1		D-665-18	U	D	2TWC	2	ALL		640542
1999	5.7	XGMXA05.7182	TIER1		D-665-18	UL	D	2TWC	2	ALL	640001	
1999	5.7	XGMXA05.7182	TIER1		D-665-18	UR	D	2TWC	2	ALL	640001	

K1500 SUBURBAN

1996	5.7	TGM5.75PGFEK	TIER1		D-665-18	U	D	2TWC	2	ALL		640542
1996	5.7	TGM5.76PGFEK	TIER1		D-665-18	U	D	2TWC	2	ALL		640542
1996	5.7	TGM5.75PGFEK	TIER1		D-665-18	UL	D	2TWC	2	ALL	640001	
1996	5.7	TGM5.76PGFEK	TIER1		D-665-18	UL	D	2TWC	2	ALL	640001	
1996	5.7	TGM5.75PGFEK	TIER1		D-665-18	UR	D	2TWC	2	ALL	640001	
1996	5.7	TGM5.76PGFEK	TIER1		D-665-18	UR	D	2TWC	2	ALL	640001	
1997	5.7	VGM5.7HPG1EK	TIER1		D-665-18	U	D	2TWC	2	ALL		640542
1997	5.7	VGM5.7JPG1EK	TIER1		D-665-18	U	D	2TWC	2	ALL		640542
1997	5.7	VGM5.7JPG1GK	TIER1		D-665-18	U	D	2TWC	2	ALL		640542
1997	5.7	VGM5.7HPG1EK	TIER1		D-665-18	UL	D	2TWC	2	ALL	640001	
1997	5.7	VGM5.7JPG1EK	TIER1		D-665-18	UL	D	2TWC	2	ALL	640001	
1997	5.7	VGM5.7JPG1GK	TIER1		D-665-18	UL	D	2TWC	2	ALL	640001	
1997	5.7	VGM5.7HPG1EK	TIER1		D-665-18	UR	D	2TWC	2	ALL	640001	
1997	5.7	VGM5.7JPG1EK	TIER1		D-665-18	UR	D	2TWC	2	ALL	640001	
1997	5.7	VGM5.7JPG1GK	TIER1		D-665-18	UR	D	2TWC	2	ALL	640001	
1998	5.7	WGMXA05.7185	LEV1 LEV		D-665-18	U	D	2TWC	2	ALL		640542
1998	5.7	WGMXA05.7186	LEV1 LEV		D-665-18	U	D	2TWC	2	ALL		640542
1998	5.7	WGMXA05.7185	LEV1 LEV		D-665-18	UL	D	2TWC	2	ALL	640001	
1998	5.7	WGMXA05.7186	LEV1 LEV		D-665-18	UL	D	2TWC	2	ALL	640001	
1998	5.7	WGMXA05.7185	LEV1 LEV		D-665-18	UR	D	2TWC	2	ALL	640001	

OBDII

Year	Liters	Engine Family	Certification Std.	Comments	Executive Order	Location	Exhaust Type	Converter Type	# Converters	Drive Type	Universal #	Direct Fit #
------	--------	---------------	--------------------	----------	-----------------	----------	--------------	----------------	--------------	------------	-------------	--------------

GMC

K1500 SUBURBAN (Continued)

1998	5.7	WGMXA05.7186	LEV1 LEV		D-665-18	UR	D	2TWC	2	ALL	640001	
1999	5.7	XGMXA05.7185	LEV1 LEV		D-665-18	U	D	2TWC	2	ALL		640542
1999	5.7	XGMXA05.7186	LEV1 LEV		D-665-18	U	D	2TWC	2	ALL		640542
1999	5.7	XGMXA05.7187	TIER1		D-665-18	U	D	2TWC	2	ALL		640542
1999	5.7	XGMXA05.7185	LEV1 LEV		D-665-18	UL	D	2TWC	2	ALL	640001	
1999	5.7	XGMXA05.7186	LEV1 LEV		D-665-18	UL	D	2TWC	2	ALL	640001	
1999	5.7	XGMXA05.7187	TIER1		D-665-18	UL	D	2TWC	2	ALL	640001	
1999	5.7	XGMXA05.7185	LEV1 LEV		D-665-18	UR	D	2TWC	2	ALL	640001	
1999	5.7	XGMXA05.7186	LEV1 LEV		D-665-18	UR	D	2TWC	2	ALL	640001	
1999	5.7	XGMXA05.7187	TIER1		D-665-18	UR	D	2TWC	2	ALL	640001	

K2500

1996	5.0	TGM5.0JPG1EK	TIER1		D-665-14	U	S	TWC	1	4WD	865018	865520
1998	5.0	WGMXA05.0182	TIER1		D-665-18	U	S	TWC	1	ALL	640004	640547
1998	5.0	WGMXA05.0184	TIER1		D-665-18	U	S	TWC	1	ALL	640004	640547
1996	5.7	TGM5.75PGFEK	TIER1		D-665-18	U	D	2TWC	2	ALL		640542
1996	5.7	TGM5.76PGFEK	TIER1		D-665-18	U	D	2TWC	2	ALL		640542
1996	5.7	TGM5.7JPG1EK	TIER1		D-665-18	U	D	2TWC	2	ALL		640542
1996	5.7	TGM5.75PGFEK	TIER1		D-665-18	UL	D	2TWC	2	ALL	640001	
1996	5.7	TGM5.76PGFEK	TIER1		D-665-18	UL	D	2TWC	2	ALL	640001	
1996	5.7	TGM5.7JPG1EK	TIER1		D-665-18	UL	D	2TWC	2	ALL	640001	
1996	5.7	TGM5.75PGFEK	TIER1		D-665-18	UR	D	2TWC	2	ALL	640001	
1996	5.7	TGM5.76PGFEK	TIER1		D-665-18	UR	D	2TWC	2	ALL	640001	
1996	5.7	TGM5.7JPG1EK	TIER1		D-665-18	UR	D	2TWC	2	ALL	640001	
1997	5.7	VGM5.7HPG1EK	TIER1		D-665-18	U	D	2TWC	2	ALL		640542
1997	5.7	VGM5.7JPG1EK	TIER1		D-665-18	U	D	2TWC	2	ALL		640542
1997	5.7	VGM5.7HPG1EK	TIER1		D-665-18	UL	D	2TWC	2	ALL	640001	
1997	5.7	VGM5.7JPG1EK	TIER1		D-665-18	UL	D	2TWC	2	ALL	640001	
1997	5.7	VGM5.7HPG1EK	TIER1		D-665-18	UR	D	2TWC	2	ALL	640001	
1997	5.7	VGM5.7JPG1EK	TIER1		D-665-18	UR	D	2TWC	2	ALL	640001	
1998	5.7	WGMXA05.7182	TIER1		D-665-18	U	D	2TWC	2	ALL		640542
1998	5.7	WGMXA05.7184	TIER1		D-665-18	U	D	2TWC	2	ALL		640542
1998	5.7	WGMXA05.7187	TIER1		D-665-18	U	D	2TWC	2	ALL		640542
1998	5.7	WGMXA05.7182	TIER1		D-665-18	UL	D	2TWC	2	ALL	640001	
1998	5.7	WGMXA05.7184	TIER1		D-665-18	UL	D	2TWC	2	ALL	640001	
1998	5.7	WGMXA05.7187	TIER1		D-665-18	UL	D	2TWC	2	ALL	640001	
1998	5.7	WGMXA05.7182	TIER1		D-665-18	UR	D	2TWC	2	ALL	640001	
1998	5.7	WGMXA05.7184	TIER1		D-665-18	UR	D	2TWC	2	ALL	640001	
1998	5.7	WGMXA05.7187	TIER1		D-665-18	UR	D	2TWC	2	ALL	640001	
1999	5.7	XGMXA05.7182	TIER1		D-665-18	U	D	2TWC	2	ALL		640542
1999	5.7	XGMXA05.7187	TIER1		D-665-18	U	D	2TWC	2	ALL		640542
1999	5.7	XGMXA05.7182	TIER1		D-665-18	UL	D	2TWC	2	ALL	640001	
1999	5.7	XGMXA05.7187	TIER1		D-665-18	UL	D	2TWC	2	ALL	640001	
1999	5.7	XGMXA05.7182	TIER1		D-665-18	UR	D	2TWC	2	ALL	640001	
1999	5.7	XGMXA05.7187	TIER1		D-665-18	UR	D	2TWC	2	ALL	640001	
2000	5.7	YGMXA05.7191	TIER1		D-665-18	U	D	2TWC	2	ALL		640542
2000	5.7	YGMXA05.7194	LEV1 LEV		D-665-18	U	D	2TWC	2	ALL		640542
2000	5.7	YGMXA05.7191	TIER1		D-665-18	UL	D	2TWC	2	ALL	640001	
2000	5.7	YGMXA05.7194	LEV1 LEV		D-665-18	UL	D	2TWC	2	ALL	640001	
2000	5.7	YGMXA05.7191	TIER1		D-665-18	UR	D	2TWC	2	ALL	640001	

Year	Liters	Engine Family	Certification Std.	Comments	Executive Order	Location	Exhaust Type	Converter Type	# Converters	Drive Type	Universal #	Direct Fit #
------	--------	---------------	--------------------	----------	-----------------	----------	--------------	----------------	--------------	------------	-------------	--------------

GMC

K2500 (Continued)

2000	5.7	YGMXA05.7194	LEV1 LEV		D-665-18	UR	D	2TWC	2	ALL	640001	
1996	7.4	TGM7.4J8G1EK	TIER1		D-665-18	UL	D	2TWC	2	ALL	640003	
1996	7.4	TGM7.4J8G1EK	TIER1		D-665-18	UR	D	2TWC	2	ALL	640003	
1997	7.4	VGM7.4J8G1EK	TIER1		D-665-18	UL	D	2TWC	2	ALL	640003	
1997	7.4	VGM7.4J8G1EK	TIER1		D-665-18	UR	D	2TWC	2	ALL	640003	
1998	7.4	WGMXA07.4201	TIER1		D-665-18	F	D	2TWC	2	ALL		640578
1998	7.4	WGMXA07.4201	TIER1		D-665-18	R	D	2TWC	2	ALL		640579
1998	7.4	WGMXA07.4201	TIER1		D-665-18	UL	D	2TWC	2	ALL	640003	
1998	7.4	WGMXA07.4201	TIER1		D-665-18	UR	D	2TWC	2	ALL	640003	
1999	7.4	XGMXA07.4201	TIER1		D-665-18	F	D	2TWC	2	ALL		640578
1999	7.4	XGMXA07.4201	TIER1		D-665-18	R	D	2TWC	2	ALL		640579
1999	7.4	XGMXA07.4201	TIER1		D-665-18	UL	D	2TWC	2	ALL	640003	
1999	7.4	XGMXA07.4201	TIER1		D-665-18	UR	D	2TWC	2	ALL	640003	
2000	7.4	YGMXA07.4201	TIER1		D-665-18	UL	D	2TWC	2	ALL	640003	640579
2000	7.4	YGMXA07.4201	TIER1		D-665-18	UR	D	2TWC	2	ALL	640003	640579

K2500 SUBURBAN

1996	5.7	TGM5.75PGFEK	TIER1		D-665-18	U	D	2TWC	2	ALL		640542
1996	5.7	TGM5.76PGFEK	TIER1		D-665-18	U	D	2TWC	2	ALL		640542
1996	5.7	TGM5.7JPG1EK	TIER1		D-665-18	U	D	2TWC	2	ALL		640542
1996	5.7	TGM5.75PGFEK	TIER1		D-665-18	UL	D	2TWC	2	ALL	640001	
1996	5.7	TGM5.76PGFEK	TIER1		D-665-18	UL	D	2TWC	2	ALL	640001	
1996	5.7	TGM5.7JPG1EK	TIER1		D-665-18	UL	D	2TWC	2	ALL	640001	
1996	5.7	TGM5.75PGFEK	TIER1		D-665-18	UR	D	2TWC	2	ALL	640001	
1996	5.7	TGM5.76PGFEK	TIER1		D-665-18	UR	D	2TWC	2	ALL	640001	
1996	5.7	TGM5.7JPG1EK	TIER1		D-665-18	UR	D	2TWC	2	ALL	640001	
1997	5.7	VGM5.7HPG1EK	TIER1		D-665-18	U	D	2TWC	2	ALL		640542
1997	5.7	VGM5.7JPG1EK	TIER1		D-665-18	U	D	2TWC	2	ALL		640542
1997	5.7	VGM5.7JPG1GK	TIER1		D-665-18	U	D	2TWC	2	ALL		640542
1997	5.7	VGM5.7HPG1EK	TIER1		D-665-18	UL	D	2TWC	2	ALL	640001	
1997	5.7	VGM5.7JPG1EK	TIER1		D-665-18	UL	D	2TWC	2	ALL	640001	
1997	5.7	VGM5.7JPG1GK	TIER1		D-665-18	UL	D	2TWC	2	ALL	640001	
1997	5.7	VGM5.7HPG1EK	TIER1		D-665-18	UR	D	2TWC	2	ALL	640001	
1997	5.7	VGM5.7JPG1EK	TIER1		D-665-18	UR	D	2TWC	2	ALL	640001	
1997	5.7	VGM5.7JPG1GK	TIER1		D-665-18	UR	D	2TWC	2	ALL	640001	
1998	5.7	WGMXA05.7185	LEV1 LEV		D-665-18	U	D	2TWC	2	ALL		640542
1998	5.7	WGMXA05.7186	LEV1 LEV		D-665-18	U	D	2TWC	2	ALL		640542
1998	5.7	WGMXA05.7187	TIER1		D-665-18	U	D	2TWC	2	ALL		640542
1998	5.7	WGMXA05.7185	LEV1 LEV		D-665-18	UL	D	2TWC	2	ALL	640001	
1998	5.7	WGMXA05.7186	LEV1 LEV		D-665-18	UL	D	2TWC	2	ALL	640001	
1998	5.7	WGMXA05.7187	TIER1		D-665-18	UL	D	2TWC	2	ALL	640001	
1998	5.7	WGMXA05.7185	LEV1 LEV		D-665-18	UR	D	2TWC	2	ALL	640001	
1998	5.7	WGMXA05.7186	LEV1 LEV		D-665-18	UR	D	2TWC	2	ALL	640001	
1998	5.7	WGMXA05.7187	TIER1		D-665-18	UR	D	2TWC	2	ALL	640001	
1999	5.7	XGMXA05.7185	LEV1 LEV		D-665-18	U	D	2TWC	2	ALL		640542
1999	5.7	XGMXA05.7186	LEV1 LEV		D-665-18	U	D	2TWC	2	ALL		640542
1999	5.7	XGMXA05.7187	TIER1		D-665-18	U	D	2TWC	2	ALL		640542
1999	5.7	XGMXA05.7185	LEV1 LEV		D-665-18	UL	D	2TWC	2	ALL	640001	
1999	5.7	XGMXA05.7186	LEV1 LEV		D-665-18	UL	D	2TWC	2	ALL	640001	
1999	5.7	XGMXA05.7187	TIER1		D-665-18	UL	D	2TWC	2	ALL	640001	

OBDII

Year	Liters	Engine Family	Certification Std.	Comments	Executive Order	Location	Exhaust Type	Converter Type	# Converters	Drive Type	Universal #	Direct Fit #
------	--------	---------------	--------------------	----------	-----------------	----------	--------------	----------------	--------------	------------	-------------	--------------

GMC

K2500 SUBURBAN (Continued)

1999	5.7	XGMXA05.7185	LEV1 LEV		D-665-18	UR	D	2TWC	2	ALL	640001	
1999	5.7	XGMXA05.7186	LEV1 LEV		D-665-18	UR	D	2TWC	2	ALL	640001	
1999	5.7	XGMXA05.7187	TIER1		D-665-18	UR	D	2TWC	2	ALL	640001	
1996	7.4	TGM7.4J8G1EK	TIER1		D-665-18	UL	D	2TWC	2	ALL	640003	
1996	7.4	TGM7.4J8G1EK	TIER1		D-665-18	UR	D	2TWC	2	ALL	640003	
1997	7.4	VGM7.4J8G1EK	TIER1		D-665-18	UL	D	2TWC	2	ALL	640003	
1997	7.4	VGM7.4J8G1EK	TIER1		D-665-18	UR	D	2TWC	2	ALL	640003	
1998	7.4	WGMXA07.4201	TIER1		D-665-18	F	D	2TWC	2	ALL		640578
1998	7.4	WGMXA07.4201	TIER1		D-665-18	R	D	2TWC	2	ALL		640579
1998	7.4	WGMXA07.4201	TIER1		D-665-18	UL	D	2TWC	2	ALL	640003	
1998	7.4	WGMXA07.4201	TIER1		D-665-18	UR	D	2TWC	2	ALL	640003	
1999	7.4	XGMXA07.4201	TIER1		D-665-18	F	D	2TWC	2	ALL		640578
1999	7.4	XGMXA07.4201	TIER1		D-665-18	R	D	2TWC	2	ALL		640579
1999	7.4	XGMXA07.4201	TIER1		D-665-18	UL	D	2TWC	2	ALL	640003	
1999	7.4	XGMXA07.4201	TIER1		D-665-18	UR	D	2TWC	2	ALL	640003	

K3500

1996	5.7	TGM5.75PGFEK	TIER1		D-665-18	UL	D	2TWC	2	ALL	640001	
1996	5.7	TGM5.76PGFEK	TIER1		D-665-18	UL	D	2TWC	2	2WD	640001	
1996	5.7	TGM5.7JPG1EK	TIER1		D-665-18	UL	D	2TWC	2	2WD	640001	
1996	5.7	TGM5.75PGFEK	TIER1		D-665-18	UR	D	2TWC	2	ALL	640001	
1996	5.7	TGM5.76PGFEK	TIER1		D-665-18	UR	D	2TWC	2	2WD	640001	
1996	5.7	TGM5.7JPG1EK	TIER1		D-665-18	UR	D	2TWC	2	2WD	640001	
1997	5.7	VGM5.7CPGAEA	TIER1		D-665-18	FL	D	2TWC	2	ALL	640004	
1997	5.7	VGM5.7CPGAEA	TIER1		D-665-18	FR	D	2TWC	2	ALL	640004	
1997	5.7	VGM5.7HPG1EK	TIER1		D-665-18	UL	D	2TWC	2	ALL	640001	
1997	5.7	VGM5.7JPG1EK	TIER1		D-665-18	UL	D	2TWC	2	ALL	640001	
1997	5.7	VGM5.7HPG1EK	TIER1		D-665-18	UR	D	2TWC	2	ALL	640001	
1997	5.7	VGM5.7JPG1EK	TIER1		D-665-18	UR	D	2TWC	2	ALL	640001	
1998	5.7	WGMXH05.7582	TIER1		D-665-18	FL	D	2TWC	2	ALL	640004	
1998	5.7	WGMXH05.7582	TIER1		D-665-18	FR	D	2TWC	2	ALL	640004	
1998	5.7	WGMXA05.7182	TIER1		D-665-18	U	D	2TWC	2	ALL		640566
1998	5.7	WGMXA05.7184	TIER1		D-665-18	U	D	2TWC	2	ALL		640566
1998	5.7	WGMXA05.7187	TIER1		D-665-18	U	D	2TWC	2	ALL		640566
1998	5.7	WGMXA05.7182	TIER1		D-665-18	UL	D	2TWC	2	ALL	640001	
1998	5.7	WGMXA05.7184	TIER1		D-665-18	UL	D	2TWC	2	ALL	640001	
1998	5.7	WGMXA05.7187	TIER1		D-665-18	UL	D	2TWC	2	ALL	640001	
1998	5.7	WGMXA05.7182	TIER1		D-665-18	UR	D	2TWC	2	ALL	640001	
1998	5.7	WGMXA05.7184	TIER1		D-665-18	UR	D	2TWC	2	ALL	640001	
1998	5.7	WGMXA05.7187	TIER1		D-665-18	UR	D	2TWC	2	ALL	640001	
1999	5.7	XGMXH05.7582	TIER1		D-665-18	FL	D	2TWC	2	ALL	640004	
1999	5.7	XGMXH05.7582	TIER1		D-665-18	FR	D	2TWC	2	ALL	640004	
1999	5.7	XGMXA05.7182	TIER1		D-665-18	U	D	2TWC	2	ALL		640542
1999	5.7	XGMXA05.7187	TIER1		D-665-18	U	D	2TWC	2	ALL		640542
1999	5.7	XGMXA05.7182	TIER1		D-665-18	UL	D	2TWC	2	ALL	640001	
1999	5.7	XGMXA05.7187	TIER1		D-665-18	UL	D	2TWC	2	ALL	640001	
1999	5.7	XGMXA05.7182	TIER1		D-665-18	UR	D	2TWC	2	ALL	640001	
1999	5.7	XGMXA05.7187	TIER1		D-665-18	UR	D	2TWC	2	ALL	640001	
2000	5.7	YGMXH05.7582	TIER1		D-665-18	FL	D	2TWC	2	ALL	640004	
2000	5.7	YGMXH05.7582	TIER1		D-665-18	FR	D	2TWC	2	ALL	640004	

OBDII

Year	Liters	Engine Family	Certification Std.	Comments	Executive Order	Location	Exhaust Type	Converter Type	# Converters	Drive Type	Universal #	Direct Fit #
------	--------	---------------	--------------------	----------	-----------------	----------	--------------	----------------	--------------	------------	-------------	--------------

GMC

K3500 (Continued)

2000	5.7	YGMXA05.7191	TIER1		D-665-18	UL	D	2TWC	2	ALL	640001	
2000	5.7	YGMXA05.7194	LEV1 LEV		D-665-18	UL	D	2TWC	2	ALL	640001	
2000	5.7	YGMXA05.7191	TIER1		D-665-18	UR	D	2TWC	2	ALL	640001	
2000	5.7	YGMXA05.7194	LEV1 LEV		D-665-18	UR	D	2TWC	2	ALL	640001	
1996	7.4	TGM7.4J8G1EK	TIER1		D-665-18	UL	D	2TWC	2	ALL	640003	
1996	7.4	TGM7.4J8G1EK	TIER1		D-665-18	UR	D	2TWC	2	ALL	640003	
1997	7.4	VGM7.4J8G1EK	TIER1		D-665-18	UL	D	2TWC	2	ALL	640003	
1997	7.4	VGM7.4J8G1EK	TIER1		D-665-18	UR	D	2TWC	2	ALL	640003	
1998	7.4	WGMXA07.4201	TIER1		D-665-18	F	D	2TWC	2	ALL		640578
1998	7.4	WGMXA07.4201	TIER1	w/ 131.5" W.B.	D-665-18	R	D	2TWC	2	ALL		640566
1998	7.4	WGMXA07.4201	TIER1		D-665-18	UL	D	2TWC	2	ALL	640003	
1998	7.4	WGMXA07.4201	TIER1		D-665-18	UR	D	2TWC	2	ALL	640003	
1999	7.4	XGMXA07.4201	TIER1		D-665-18	F	D	2TWC	2	ALL		640578
1999	7.4	XGMXA07.4201	TIER1		D-665-18	R	D	2TWC	2	ALL		640579
1999	7.4	XGMXA07.4201	TIER1	w/ 131.5" W.B.	D-665-18	R	D	2TWC	2	ALL		640579
1999	7.4	XGMXA07.4201	TIER1	w/ 141.5" W.B.	D-665-18	R	D	2TWC	2	ALL		640579
1999	7.4	XGMXA07.4201	TIER1		D-665-18	UL	D	2TWC	2	ALL	640003	
1999	7.4	XGMXA07.4201	TIER1		D-665-18	UR	D	2TWC	2	ALL	640003	
2000	7.4	YGMXA07.4201	TIER1		D-665-18	F	D	2TWC	2	ALL		640578
2000	7.4	YGMXA07.4201	TIER1		D-665-18	R	D	2TWC	2	ALL		640579
2000	7.4	YGMXA07.4201	TIER1	w/ 131.5" W.B.	D-665-18	R	D	2TWC	2	ALL		640579
2000	7.4	YGMXA07.4201	TIER1	w/ 141.5" W.B.	D-665-18	R	D	2TWC	2	ALL		640579
2000	7.4	YGMXA07.4201	TIER1		D-665-18	UL	D	2TWC	2	ALL	640003	
2000	7.4	YGMXA07.4201	TIER1		D-665-18	UR	D	2TWC	2	ALL	640003	

SAFARI

1996	4.3	TGM4.32PGKEL	TLEV		D-665-18	U	S	TWC	1	ALL	640004	640548
1996	4.3	TGM4.35PGFEK	TIER1		D-665-18	U	S	TWC	1	ALL	640004	640548
1997	4.3	VGM4.32PG2EK	TLEV		D-665-18	U	S	TWC	1	ALL	640004	640548
1997	4.3	VGM4.3HPG3EK	LEV1 LEV		D-665-18	U	S	TWC	1	ALL	640004	640548
1998	4.3	WGMXA04.3188	LEV1 LEV		D-665-18	U	S	TWC	1	ALL	640004	640548
1998	4.3	WGMXT04.3187	TLEV		D-665-18	U	S	TWC	1	ALL	640004	640548
1999	4.3	XGMXA04.3188	LEV1 LEV		D-665-18	U	S	TWC	1	ALL	640004	640548
1999	4.3	XGMXT04.3187	TLEV		D-665-18	U	S	TWC	1	ALL	640004	640548
2000	4.3	YGMXT04.3188	LEV1 LEV		D-665-20	F	S	WU-TWC,TWC	2	ALL	650002	
2000	4.3	YGMXT04.3188	LEV1 LEV		D-665-20	R	S	WU-TWC,TWC	2	ALL	651003	
2000	4.3	YGMXT04.3188	LEV1 LEV		D-665-20	U	S	WU-TWC,TWC	2	ALL		651584
2001	4.3	1GMXT04.3187	LEV1 LEV		D-665-20	F	S	WU-TWC,TWC	2	ALL	650002	
2001	4.3	1GMXT04.3187	LEV1 LEV		D-665-20	R	S	WU-TWC,TWC	2	ALL	651003	
2001	4.3	1GMXT04.3187	LEV1 LEV		D-665-20	U	S	WU-TWC,TWC	2	ALL		651584
2002	4.3	2GMXT04.3188	LEV1 LEV		D-665-20	F	S	WU-TWC,TWC	2	ALL	650002	
2002	4.3	2GMXT04.3188	LEV1 LEV		D-665-20	R	S	WU-TWC,TWC	2	ALL	651003	
2002	4.3	2GMXT04.3188	LEV1 LEV		D-665-20	U	S	WU-TWC,TWC	2	ALL		651584
2004	4.3	4GMXT04.3181	LEV1 LEV		D-665-20	F	S	WU-TWC,TWC	2	ALL	650002	
2004	4.3	4GMXT04.3181	LEV1 LEV		D-665-20	R	S	WU-TWC,TWC	2	ALL	651003	
2004	4.3	4GMXT04.3181	LEV1 LEV		D-665-20	U	S	WU-TWC,TWC	2	ALL		651584
2005	4.3	5GMXT04.3181	LEV1 LEV		D-665-20	F	S	WU-TWC,TWC	2	ALL	650002	
2005	4.3	5GMXT04.3181	LEV1 LEV		D-665-20	R	S	WU-TWC,TWC	2	ALL	651003	
2005	4.3	5GMXT04.3181	LEV1 LEV		D-665-20	U	S	WU-TWC,TWC	2	ALL		651584

OBDII

Year	Liters	Engine Family	Certification Std.	Comments	Executive Order	Location	Exhaust Type	Converter Type	# Converters	Drive Type	Universal #	Direct Fit #
------	--------	---------------	--------------------	----------	-----------------	----------	--------------	----------------	--------------	------------	-------------	--------------

GMC

SAVANA 1500

1996	4.3	TGM4.35PGFEK	TIER1		D-665-18	U	S	TWC	1	ALL	640007	865519
1996	4.3	TGM4.38PGBEK	TIER1		D-665-18	U	S	TWC	1	ALL	640004	640544
1997	4.3	VGM4.3HPG1EK	TIER1		D-665-18	U	S	TWC	1	ALL	640004	640544
1997	4.3	VGM4.3JPG1EK	TIER1		D-665-18	U	S	TWC	1	ALL	640007	640544
1998	4.3	WGMXA04.3190	TIER1		D-665-18	U	S	TWC	1	ALL	640007	640544
1998	4.3	WGMXA04.3192	TIER1		D-665-18	U	S	TWC	1	ALL	640004	640544
1999	4.3	XGMXA04.3190	TIER1		D-665-18	U	S	TWC	1	ALL	640004	640544
1999	4.3	XGMXA04.3192	TIER1		D-665-18	U	S	TWC	1	ALL	640007	640544
2000	4.3	YGMXA04.3192	LEV1 LEV		D-665-20	F	S	WU-TWC,TWC	2	ALL	650017	
2000	4.3	YGMXA04.3192	LEV1 LEV		D-665-20	R	S	WU-TWC,TWC	2	ALL	651015	
2000	4.3	YGMXA04.3192	LEV1 LEV		D-665-20	U	S	WU-TWC,TWC	2	ALL		651590
2001	4.3	1GMXA04.3192	LEV1 LEV		D-665-18	U	S	TWC	1	ALL	640004	640561
2002	4.3	2GMXA04.3192	LEV1 LEV		D-665-18	U	S	TWC	1	ALL	640004	865522
2003	4.3	3GMXT04.3184	LEV1 LEV		D-665-7	U	D	2TWC	2	4WD	865004	865526
2003	4.3	3GMXT04.3184	LEV1 LEV		D-665-18	U	S	TWC	1	ALL	640004	640571
2004	4.3	4GMXT04.3184	LEV1 LEV		D-665-18	UL	D	2TWC	2	ALL	640012	
2004	4.3	4GMXT04.3184	LEV1 LEV		D-665-18	UR	D	2TWC	2	ALL	640012	
2005	4.3	5GMXT04.3184	LEV1 LEV		D-665-18	UL	D	2TWC	2	ALL	640012	
2005	4.3	5GMXT05.3170	LEV1 LEV		D-665-18	UL	D	2TWC	2	ALL	640012	
2005	4.3	5GMXT04.3184	LEV1 LEV		D-665-18	UR	D	2TWC	2	ALL	640012	
2005	4.3	5GMXT05.3170	LEV1 LEV		D-665-18	UR	D	2TWC	2	ALL	640012	
2006	4.3	6GMXT04.3181	LEV1 LEV		D-665-18	U	D	2TWC	2	ALL		640571
2006	4.3	6GMXT04.3181	LEV1 LEV		D-665-18	UL	D	2TWC	2	ALL	640004	
2006	4.3	6GMXT04.3184	LEV1 LEV		D-665-18	UL	D	2TWC	2	ALL	640012	
2006	4.3	6GMXT04.3181	LEV1 LEV		D-665-18	UR	D	2TWC	2	ALL	640004	
2006	4.3	6GMXT04.3184	LEV1 LEV		D-665-18	UR	D	2TWC	2	ALL	640012	
1996	5.0	TGM5.0HPG1EK	TIER1		D-665-18	U	S	TWC	1	ALL	640004	640544
1996	5.0	TGM5.0JPG1EK	TIER1		D-665-18	U	S	TWC	1	ALL	640007	865519
1997	5.0	VGM5.0HPG1EK	TIER1		D-665-18	U	S	TWC	1	ALL	640004	865519
1997	5.0	VGM5.0JPG1EK	TIER1		D-665-18	U	S	TWC	1	ALL	640007	865519
1998	5.0	WGMXA05.0182	TIER1		D-665-18	U	S	TWC	1	ALL	640004	640544
1998	5.0	WGMXA05.0184	TIER1		D-665-18	U	S	TWC	1	ALL	640007	640544
1999	5.0	XGMXA05.0182	TIER1		D-665-18	U	S	TWC	1	ALL	640004	640544
1999	5.0	XGMXA05.0184	TIER1		D-665-18	U	S	TWC	1	ALL	640007	640544
2000	5.0	YGMXT05.7188	TIER1		D-665-18	U	S	TWC	1	ALL	640007	865522
2000	5.0	YGMXT05.7189	TIER1		D-665-18	U	S	TWC	1	ALL	640007	865522
2001	5.0	1GMXA05.0181	TIER1		D-665-7	U	S	TWC	1	ALL	865004	865522
2001	5.0	1GMXA05.0182	TIER1		D-665-14	U	S	TWC	1	2WD	865014	865522
2001	5.0	1GMXT05.0181	TIER1		D-665-18	U	S	TWC	1	ALL	640004	640561
2001	5.0	1GMXT05.0182	TIER1		D-665-18	U	S	TWC	1	ALL	640012	
2002	5.0	2GMXT05.0181	TIER1		D-665-18	U	S	TWC	1	ALL	640004	865522
2002	5.0	2GMXT05.0182	TIER1		D-665-18	U	S	TWC	1	ALL	640004	865522
2003	5.3	3GMXT05.3183	LEV1 LEV		D-665-18	U	D	2TWC	2	ALL		640571
2003	5.3	3GMXT05.3184	LEV1 LEV		D-665-18	U	D	2TWC	2	ALL		640571
2003	5.3	3GMXT05.3183	LEV1 LEV		D-665-18	UL	D	2TWC	2	ALL	640003	
2003	5.3	3GMXT05.3184	LEV1 LEV		D-665-18	UL	D	2TWC	2	ALL	640003	
2003	5.3	3GMXT05.3183	LEV1 LEV		D-665-18	UR	D	2TWC	2	ALL	640003	
2003	5.3	3GMXT05.3184	LEV1 LEV		D-665-18	UR	D	2TWC	2	ALL	640003	
1996	5.7	TGM5.76PGFEK	TIER1		D-665-18	UL	D	2TWC	2	ALL	640003	640555

Year	Liters	Engine Family	Certification Std.	Comments	Executive Order	Location	Exhaust Type	Converter Type	# Converters	Drive Type	Universal #	Direct Fit #
------	--------	---------------	--------------------	----------	-----------------	----------	--------------	----------------	--------------	------------	-------------	--------------

GMC

SAVANA 1500 (Continued)

1996	5.7	TGM5.7JPG1EK	TIER1		D-665-18	UL D	2TWC	2	ALL	640003	640555
1996	5.7	TGM5.76PGFEK	TIER1	w/ 135" W.B.	D-665-18	UL D	2TWC	2	ALL	640003	640555
1996	5.7	TGM5.7JPG1EK	TIER1	w/ 135" W.B.	D-665-18	UL D	2TWC	2	ALL	640003	640555
1996	5.7	TGM5.76PGFEK	TIER1		D-665-18	UR D	2TWC	2	ALL	640003	640554
1996	5.7	TGM5.7JPG1EK	TIER1		D-665-18	UR D	2TWC	2	ALL	640003	640554
1996	5.7	TGM5.76PGFEK	TIER1	w/ 135" W.B.	D-665-18	UR D	2TWC	2	ALL	640003	640554
1996	5.7	TGM5.7JPG1EK	TIER1	w/ 135" W.B.	D-665-18	UR D	2TWC	2	ALL	640003	640554
1997	5.7	VGM5.7HPG1EK	TIER1		D-665-18	UL D	2TWC	2	ALL	640003	640555
1997	5.7	VGM5.7JPG1EK	TIER1		D-665-18	UL D	2TWC	2	ALL	640003	640555
1997	5.7	VGM5.7JPG1GK	TIER1		D-665-18	UL D	2TWC	2	ALL	640003	640555
1997	5.7	VGM5.7HPG1EK	TIER1	w/ 135" W.B.	D-665-18	UL D	2TWC	2	ALL	640003	640555
1997	5.7	VGM5.7JPG1EK	TIER1	w/ 135" W.B.	D-665-18	UL D	2TWC	2	ALL	640003	640555
1997	5.7	VGM5.7JPG1GK	TIER1	w/ 135" W.B.	D-665-18	UL D	2TWC	2	ALL	640003	640555
1997	5.7	VGM5.7HPG1EK	TIER1		D-665-18	UR D	2TWC	2	ALL	640003	640554
1997	5.7	VGM5.7JPG1EK	TIER1		D-665-18	UR D	2TWC	2	ALL	640003	640554
1997	5.7	VGM5.7JPG1GK	TIER1		D-665-18	UR D	2TWC	2	ALL	640003	640554
1997	5.7	VGM5.7HPG1EK	TIER1	w/ 135" W.B.	D-665-18	UR D	2TWC	2	ALL	640003	640554
1997	5.7	VGM5.7JPG1EK	TIER1	w/ 135" W.B.	D-665-18	UR D	2TWC	2	ALL	640003	640554
1997	5.7	VGM5.7JPG1GK	TIER1	w/ 135" W.B.	D-665-18	UR D	2TWC	2	ALL	640003	640554
1998	5.7	WGMXA05.7184	TIER1		D-665-18	UL D	2TWC	2	ALL	640003	640555
1998	5.7	WGMXA05.7186	LEV1 LEV		D-665-18	UL D	2TWC	2	ALL	640003	640555
1998	5.7	WGMXA05.7187	TIER1		D-665-18	UL D	2TWC	2	ALL	640003	640555
1998	5.7	WGMXA05.7184	TIER1	w/ 135" W.B.	D-665-18	UL D	2TWC	2	ALL	640003	640555
1998	5.7	WGMXA05.7186	LEV1 LEV	w/ 135" W.B.	D-665-18	UL D	2TWC	2	ALL	640003	640555
1998	5.7	WGMXA05.7187	TIER1	w/ 135" W.B.	D-665-18	UL D	2TWC	2	ALL	640003	640555
1998	5.7	WGMXA05.7184	TIER1		D-665-18	UR D	2TWC	2	ALL	640003	640554
1998	5.7	WGMXA05.7186	LEV1 LEV		D-665-18	UR D	2TWC	2	ALL	640003	640554
1998	5.7	WGMXA05.7187	TIER1		D-665-18	UR D	2TWC	2	ALL	640003	640554
1998	5.7	WGMXA05.7184	TIER1	w/ 135" W.B.	D-665-18	UR D	2TWC	2	ALL	640003	640554
1998	5.7	WGMXA05.7186	LEV1 LEV	w/ 135" W.B.	D-665-18	UR D	2TWC	2	ALL	640003	640554
1998	5.7	WGMXA05.7187	TIER1	w/ 135" W.B.	D-665-18	UR D	2TWC	2	ALL	640003	640554
1999	5.7	XGMXA05.7184	TIER1		D-665-18	UL D	2TWC	2	ALL	640003	
1999	5.7	XGMXA05.7185	LEV1 LEV		D-665-18	UL D	2TWC	2	ALL	640003	640555
1999	5.7	XGMXA05.7187	TIER1		D-665-18	UL D	2TWC	2	ALL	640003	640555
1999	5.7	XGMXA05.7185	LEV1 LEV	w/ 135" W.B.	D-665-18	UL D	2TWC	2	ALL	640003	640555
1999	5.7	XGMXA05.7187	TIER1	w/ 135" W.B.	D-665-18	UL D	2TWC	2	ALL	640003	640555
1999	5.7	XGMXA05.7184	TIER1		D-665-18	UR D	2TWC	2	ALL	640003	
1999	5.7	XGMXA05.7185	LEV1 LEV		D-665-18	UR D	2TWC	2	ALL	640003	640554
1999	5.7	XGMXA05.7187	TIER1		D-665-18	UR D	2TWC	2	ALL	640003	640554
1999	5.7	XGMXA05.7185	LEV1 LEV	w/ 135" W.B.	D-665-18	UR D	2TWC	2	ALL	640003	640554
1999	5.7	XGMXA05.7187	TIER1	w/ 135" W.B.	D-665-18	UR D	2TWC	2	ALL	640003	640554
2000	5.7	YGMXT05.7188	TIER1		D-665-18	U S	TWC	1	ALL	640003	
2000	5.7	YGMXA05.7185	LEV1 LEV		D-665-18	UL D	2TWC	2	ALL	640003	
2000	5.7	YGMXA05.7191	TIER1		D-665-18	UL D	2TWC	2	ALL	640003	
2000	5.7	YGMXA05.7185	LEV1 LEV		D-665-18	UR D	2TWC	2	ALL	640003	
2000	5.7	YGMXA05.7191	TIER1		D-665-18	UR D	2TWC	2	ALL	640003	
2001	5.7	1GMXA06.0188	LEV1 LEV		D-665-20	FL D	2WU-TWC,2TWC	4	ALL	650019	
2001	5.7	1GMXA06.0188	LEV1 LEV		D-665-20	FR D	2WU-TWC,2TWC	4	ALL	650019	
2001	5.7	1GMXA06.0188	LEV1 LEV		D-665-20	RL D	2WU-TWC,2TWC	4	ALL	651017	

OBDII

Year	Liters	Engine Family	Certification Std.	Comments	Executive Order	Location	Exhaust Type	Converter Type	# Converters	Drive Type	Universal #	Direct Fit #
------	--------	---------------	--------------------	----------	-----------------	----------	--------------	----------------	--------------	------------	-------------	--------------

GMC

SAVANA 1500 (Continued)

2001	5.7	1GMXA06.0188	LEV1 LEV		D-665-20	RR	D	2WU-TWC,2TWC	4	ALL	651017	
2001	5.7	1GMXA06.0194	LEV1 LEV		D-665-18	UL	D	2TWC	2	ALL	640003	
2001	5.7	1GMXA06.0188	LEV1 LEV		D-665-20	UL	D	2WU-TWC,2TWC	4	ALL		651666
2001	5.7	1GMXA06.0194	LEV1 LEV		D-665-18	UR	D	2TWC	2	ALL	640003	
2001	5.7	1GMXA06.0188	LEV1 LEV		D-665-20	UR	D	2WU-TWC,2TWC	4	ALL		651667
2002	5.7	2GMXA06.0188	LEV1 LEV		D-665-20	FL	D	2WU-TWC,2TWC	4	ALL	650019	
2002	5.7	2GMXA06.0188	LEV1 LEV		D-665-20	FR	D	2WU-TWC,2TWC	4	ALL	650019	
2002	5.7	2GMXA06.0188	LEV1 LEV		D-665-20	RL	D	2WU-TWC,2TWC	4	ALL	651017	
2002	5.7	2GMXA06.0188	LEV1 LEV		D-665-20	RR	D	2WU-TWC,2TWC	4	ALL	651017	
2002	5.7	2GMXA06.0194	LEV1 LEV		D-665-18	UL	D	2TWC	2	ALL	640003	
2002	5.7	2GMXA06.0188	LEV1 LEV		D-665-20	UL	D	2WU-TWC,2TWC	4	ALL		651666
2002	5.7	2GMXA06.0194	LEV1 LEV		D-665-18	UR	D	2TWC	2	ALL	640003	
2002	5.7	2GMXA06.0188	LEV1 LEV		D-665-20	UR	D	2WU-TWC,2TWC	4	ALL		651667

SAVANA 2500

1996	4.3	TGM4.35PGFEK	TIER1		D-665-18	U	S	TWC	1	ALL	640007	640544
1996	4.3	TGM4.38PGBEK	TIER1		D-665-18	U	S	TWC	1	ALL	640007	640544
1997	4.3	VGM4.3HPG1EK	TIER1		D-665-18	U	S	TWC	1	ALL	640007	640544
1997	4.3	VGM4.3JPG1EK	TIER1		D-665-18	U	S	TWC	1	ALL	640007	640544
1998	4.3	WGMXA04.3192	TIER1		D-665-18	U	S	TWC	1	ALL	640004	640544
1999	4.3	XGMXA04.3190	TIER1		D-665-18	U	S	TWC	1	ALL	640004	640544
1999	4.3	XGMXA04.3192	TIER1		D-665-18	U	S	TWC	1	ALL	640007	640544
2000	4.3	YGMXA04.3192	LEV1 LEV		D-665-20	F	S	WU-TWC,TWC	2	ALL	650017	
2000	4.3	YGMXA04.3192	LEV1 LEV		D-665-20	R	S	WU-TWC,TWC	2	ALL	651015	
2000	4.3	YGMXA04.3192	LEV1 LEV		D-665-20	U	S	WU-TWC,TWC	2	ALL		651590
2001	4.3	1GMXA04.3192	LEV1 LEV		D-665-18	U	S	TWC	1	ALL	640004	640561
2002	4.3	2GMXA04.3192	LEV1 LEV		D-665-18	U	S	TWC	1	ALL	640004	865522
2003	4.3	3GMXT04.3184	LEV1 LEV		D-665-14	U	D	2TWC	2	2WD	865018	865526
2003	4.3	3GMXT04.3184	LEV1 LEV		D-665-18	U	S	TWC	1	ALL	640004	640571
2004	4.3	4GMXT04.3184	LEV1 LEV		D-665-18	UL	D	2TWC	2	ALL	640012	
2004	4.3	4GMXT04.3184	LEV1 LEV		D-665-18	UR	D	2TWC	2	ALL	640012	
2005	4.3	5GMXT04.3184	LEV1 LEV		D-665-18	UL	D	2TWC	2	ALL	640012	
2005	4.3	5GMXT04.3184	LEV1 LEV		D-665-18	UR	D	2TWC	2	ALL	640012	
2003	4.8	3GMXA04.8172	LEV1 LEV		D-665-20	FL	D	2WU-TWC,2TWC	4	ALL	650020	
2003	4.8	3GMXA04.8172	LEV1 LEV		D-665-20	FR	D	2WU-TWC,2TWC	4	ALL	650018	
2003	4.8	3GMXA04.8172	LEV1 LEV		D-665-20	RL	D	2WU-TWC,2TWC	4	ALL	651018	
2003	4.8	3GMXA04.8172	LEV1 LEV		D-665-20	RR	D	2WU-TWC,2TWC	4	ALL	651016	
2003	4.8	3GMXA04.8172	LEV1 LEV		D-665-20	UL	D	2WU-TWC,2TWC	4	ALL		651594
2003	4.8	3GMXA04.8172	LEV1 LEV		D-665-20	UR	D	2WU-TWC,2TWC	4	ALL		651595
2004	4.8	4GMXA04.8172	LEV1 LEV		D-665-20	FL	D	2WU-TWC,2TWC	4	ALL	650020	
2004	4.8	4GMXA04.8172	LEV1 LEV		D-665-20	FR	D	2WU-TWC,2TWC	4	ALL	650018	
2004	4.8	4GMXA04.8172	LEV1 LEV		D-665-20	RL	D	2WU-TWC,2TWC	4	ALL	651018	
2004	4.8	4GMXA04.8172	LEV1 LEV		D-665-20	RR	D	2WU-TWC,2TWC	4	ALL	651016	
2004	4.8	4GMXA04.8172	LEV1 LEV		D-665-20	UL	D	2WU-TWC,2TWC	4	ALL		651594
2004	4.8	4GMXA04.8172	LEV1 LEV		D-665-20	UR	D	2WU-TWC,2TWC	4	ALL		651595
2005	4.8	5GMXA04.8172	LEV1 LEV		D-665-20	FL	D	2WU-TWC,2TWC	4	ALL	650020	
2005	4.8	5GMXT06.0191	LEV1 LEV		D-665-20	FL	D	2WU-TWC,2TWC	4	ALL	650020	
2005	4.8	5GMXA04.8172	LEV1 LEV		D-665-20	FR	D	2WU-TWC,2TWC	4	ALL	650018	
2005	4.8	5GMXT06.0191	LEV1 LEV		D-665-20	FR	D	2WU-TWC,2TWC	4	ALL	650018	
2005	4.8	5GMXA04.8172	LEV1 LEV		D-665-20	RL	D	2WU-TWC,2TWC	4	ALL	651018	

Year	Liters	Engine Family	Certification Std.	Comments	Executive Order	Location	Exhaust Type	Converter Type	# Converters	Drive Type	Universal #	Direct Fit #
------	--------	---------------	--------------------	----------	-----------------	----------	--------------	----------------	--------------	------------	-------------	--------------

GMC

SAVANA 2500 (Continued)

2005	4.8	5GMXT06.0191	LEV1 LEV		D-665-20	RL	D	2WU-TWC,2TWC	4	ALL	651018	
2005	4.8	5GMXA04.8172	LEV1 LEV		D-665-20	RR	D	2WU-TWC,2TWC	4	ALL	651016	
2005	4.8	5GMXT06.0191	LEV1 LEV		D-665-20	RR	D	2WU-TWC,2TWC	4	ALL	651016	
2005	4.8	5GMXA04.8172	LEV1 LEV		D-665-20	UL	D	2WU-TWC,2TWC	4	ALL		651594
2005	4.8	5GMXT06.0191	LEV1 LEV		D-665-20	UL	D	2WU-TWC,2TWC	4	ALL		651594
2005	4.8	5GMXA04.8172	LEV1 LEV		D-665-20	UR	D	2WU-TWC,2TWC	4	ALL		651595
2005	4.8	5GMXT06.0191	LEV1 LEV		D-665-20	UR	D	2WU-TWC,2TWC	4	ALL		651595
1996	5.0	TGM5.0HPG1EK	TIER1		D-665-18	U	S	TWC	1	ALL	640004	640561
1996	5.0	TGM5.0JPG1EK	TIER1		D-665-18	U	S	TWC	1	ALL	640007	640561
1997	5.0	VGM5.0HPG1EK	TIER1		D-665-18	U	S	TWC	1	ALL	640004	640561
1997	5.0	VGM5.0JPG1EK	TIER1		D-665-18	U	S	TWC	1	ALL	640007	640561
1998	5.0	WGMXA05.0182	TIER1		D-665-18	U	S	TWC	1	ALL	640004	640561
1998	5.0	WGMXA05.0184	TIER1		D-665-18	U	S	TWC	1	ALL	640007	640561
1999	5.0	XGMXA05.0182	TIER1		D-665-18	U	S	TWC	1	ALL	640004	640561
1999	5.0	XGMXA05.0184	TIER1		D-665-18	U	S	TWC	1	ALL	640007	640561
2000	5.0	YGMXT05.7189	TIER1		D-665-18	U	S	TWC	1	ALL	640007	865522
2001	5.0	1GMXA05.0181	TIER1		D-665-7	U	S	TWC	1	ALL	865004	865522
2001	5.0	1GMXA05.0182	TIER1		D-665-14	U	S	TWC	1	2WD	865014	865522
2001	5.0	1GMXT05.0181	TIER1		D-665-18	U	S	TWC	1	ALL	640004	640561
2001	5.0	1GMXT05.0182	TIER1		D-665-18	U	S	TWC	1	ALL	640012	
2002	5.0	2GMXT05.0181	TIER1		D-665-18	U	S	TWC	1	ALL	640004	865522
2002	5.0	2GMXT05.0182	TIER1		D-665-18	U	S	TWC	1	ALL	640004	865522
2003	5.3	3GMXT05.3183	LEV1 LEV		D-665-18	U	D	2TWC	2	ALL		640571
2003	5.3	3GMXT05.3183	LEV1 LEV		D-665-18	UL	D	2TWC	2	ALL	640003	
2003	5.3	3GMXT05.3184	LEV1 LEV		D-665-18	UL	D	2TWC	2	ALL	640003	
2003	5.3	3GMXT05.3183	LEV1 LEV		D-665-18	UR	D	2TWC	2	ALL	640003	
2003	5.3	3GMXT05.3184	LEV1 LEV		D-665-18	UR	D	2TWC	2	ALL	640003	
2005	5.3	5GMXT05.3170	LEV1 LEV		D-665-18	UL	D	2TWC	2	ALL	640003	
2005	5.3	5GMXT05.3170	LEV1 LEV		D-665-18	UR	D	2TWC	2	ALL	640003	
1996	5.7	TGM5.75PGFEK	TIER1		D-665-18	UL	D	2TWC	2	ALL	640003	640555
1996	5.7	TGM5.76PGFEK	TIER1		D-665-18	UL	D	2TWC	2	ALL	640003	640555
1996	5.7	TGM5.7JPG1EK	TIER1		D-665-18	UL	D	2TWC	2	ALL	640003	640555
1996	5.7	TGM5.75PGFEK	TIER1	w/ 135" W.B.	D-665-18	UL	D	2TWC	2	ALL	640003	640555
1996	5.7	TGM5.76PGFEK	TIER1	w/ 135" W.B.	D-665-18	UL	D	2TWC	2	ALL	640003	640555
1996	5.7	TGM5.7JPG1EK	TIER1	w/ 135" W.B.	D-665-18	UL	D	2TWC	2	ALL	640003	640555
1996	5.7	TGM5.75PGFEK	TIER1		D-665-18	UR	D	2TWC	2	ALL	640003	640554
1996	5.7	TGM5.76PGFEK	TIER1		D-665-18	UR	D	2TWC	2	ALL	640003	640554
1996	5.7	TGM5.7JPG1EK	TIER1		D-665-18	UR	D	2TWC	2	ALL	640003	640554
1996	5.7	TGM5.75PGFEK	TIER1	w/ 135" W.B.	D-665-18	UR	D	2TWC	2	ALL	640003	640554
1996	5.7	TGM5.76PGFEK	TIER1	w/ 135" W.B.	D-665-18	UR	D	2TWC	2	ALL	640003	640554
1996	5.7	TGM5.7JPG1EK	TIER1	w/ 135" W.B.	D-665-18	UR	D	2TWC	2	ALL	640003	640554
1997	5.7	VGM5.7HPG1EK	TIER1		D-665-18	UL	D	2TWC	2	ALL	640003	640555
1997	5.7	VGM5.7JPG1EK	TIER1		D-665-18	UL	D	2TWC	2	ALL	640003	640555
1997	5.7	VGM5.7JPG1GK	TIER1		D-665-18	UL	D	2TWC	2	ALL	640003	640555
1997	5.7	VGM5.7HPG1EK	TIER1	w/ 135" W.B.	D-665-18	UL	D	2TWC	2	ALL	640003	640555
1997	5.7	VGM5.7JPG1EK	TIER1	w/ 135" W.B.	D-665-18	UL	D	2TWC	2	ALL	640003	640555
1997	5.7	VGM5.7JPG1GK	TIER1	w/ 135" W.B.	D-665-18	UL	D	2TWC	2	ALL	640003	640555
1997	5.7	VGM5.7HPG1EK	TIER1		D-665-18	UR	D	2TWC	2	ALL	640003	640554
1997	5.7	VGM5.7JPG1EK	TIER1		D-665-18	UR	D	2TWC	2	ALL	640003	640554

OBDII

Year	Liters	Engine Family	Certification Std.	Comments	Executive Order	Location	Exhaust Type	Converter Type	# Converters	Drive Type	Universal #	Direct Fit #
------	--------	---------------	--------------------	----------	-----------------	----------	--------------	----------------	--------------	------------	-------------	--------------

GMC

SAVANA 2500 (Continued)

1997	5.7	VGM5.7JPG1GK	TIER1		D-665-18	UR	D	2TWC	2	ALL	640003	640554
1997	5.7	VGM5.7HPG1EK	TIER1	w/ 135" W.B.	D-665-18	UR	D	2TWC	2	ALL	640003	640554
1997	5.7	VGM5.7JPG1EK	TIER1	w/ 135" W.B.	D-665-18	UR	D	2TWC	2	ALL	640003	640554
1997	5.7	VGM5.7JPG1GK	TIER1	w/ 135" W.B.	D-665-18	UR	D	2TWC	2	ALL	640003	640554
1998	5.7	WGMXA05.7184	TIER1		D-665-18	UL	D	2TWC	2	ALL	640003	640555
1998	5.7	WGMXA05.7186	LEV1 LEV		D-665-18	UL	D	2TWC	2	ALL	640003	640555
1998	5.7	WGMXA05.7187	TIER1		D-665-18	UL	D	2TWC	2	ALL	640003	640555
1998	5.7	WGMXA05.7184	TIER1	w/ 135" W.B.	D-665-18	UL	D	2TWC	2	ALL	640003	640555
1998	5.7	WGMXA05.7186	LEV1 LEV	w/ 135" W.B.	D-665-18	UL	D	2TWC	2	ALL	640003	640555
1998	5.7	WGMXA05.7187	TIER1	w/ 135" W.B.	D-665-18	UL	D	2TWC	2	ALL	640003	640555
1998	5.7	WGMXA05.7184	TIER1		D-665-18	UR	D	2TWC	2	ALL	640003	640554
1998	5.7	WGMXA05.7186	LEV1 LEV		D-665-18	UR	D	2TWC	2	ALL	640003	640554
1998	5.7	WGMXA05.7187	TIER1		D-665-18	UR	D	2TWC	2	ALL	640003	640554
1998	5.7	WGMXA05.7184	TIER1	w/ 135" W.B.	D-665-18	UR	D	2TWC	2	ALL	640003	640554
1998	5.7	WGMXA05.7186	LEV1 LEV	w/ 135" W.B.	D-665-18	UR	D	2TWC	2	ALL	640003	640554
1998	5.7	WGMXA05.7187	TIER1	w/ 135" W.B.	D-665-18	UR	D	2TWC	2	ALL	640003	640554
1999	5.7	XGMXA05.7184	TIER1		D-665-18	UL	D	2TWC	2	ALL	640003	640555
1999	5.7	XGMXA05.7185	LEV1 LEV		D-665-18	UL	D	2TWC	2	ALL	640003	640555
1999	5.7	XGMXA05.7187	TIER1		D-665-18	UL	D	2TWC	2	ALL	640003	640555
1999	5.7	XGMXA05.7184	TIER1	w/ 135" W.B.	D-665-18	UL	D	2TWC	2	ALL	640003	640555
1999	5.7	XGMXA05.7185	LEV1 LEV	w/ 135" W.B.	D-665-18	UL	D	2TWC	2	ALL	640003	640555
1999	5.7	XGMXA05.7187	TIER1	w/ 135" W.B.	D-665-18	UL	D	2TWC	2	ALL	640003	640555
1999	5.7	XGMXA05.7184	TIER1		D-665-18	UR	D	2TWC	2	ALL	640003	640554
1999	5.7	XGMXA05.7185	LEV1 LEV		D-665-18	UR	D	2TWC	2	ALL	640003	640554
1999	5.7	XGMXA05.7187	TIER1		D-665-18	UR	D	2TWC	2	ALL	640003	640554
1999	5.7	XGMXA05.7184	TIER1	w/ 135" W.B.	D-665-18	UR	D	2TWC	2	ALL	640003	640554
1999	5.7	XGMXA05.7185	LEV1 LEV	w/ 135" W.B.	D-665-18	UR	D	2TWC	2	ALL	640003	640554
1999	5.7	XGMXA05.7187	TIER1	w/ 135" W.B.	D-665-18	UR	D	2TWC	2	ALL	640003	640554
2000	5.7	YGMXA05.7185	LEV1 LEV		D-665-18	U	D	2TWC	2	ALL		640568
2000	5.7	YGMXA05.7191	TIER1		D-665-18	U	D	2TWC	2	ALL		640568
2000	5.7	YGMXT05.7188	TIER1		D-665-7	U	S	TWC	1	ALL	865004	640568
2000	5.7	YGMXA05.7185	LEV1 LEV		D-665-18	UL	D	2TWC	2	ALL	640003	
2000	5.7	YGMXA05.7191	TIER1		D-665-18	UL	D	2TWC	2	ALL	640003	
2000	5.7	YGMXT05.7188	TIER1		D-665-18	UL	S	TWC	1	ALL	640003	640568
2000	5.7	YGMXA05.7185	LEV1 LEV		D-665-18	UR	D	2TWC	2	ALL	640003	
2000	5.7	YGMXA05.7191	TIER1		D-665-18	UR	D	2TWC	2	ALL	640003	
2000	5.7	YGMXT05.7188	TIER1		D-665-18	UR	S	TWC	1	ALL	640003	640568
2001	5.7	1GMXA06.0188	LEV1 LEV		D-665-20	FL	D	2WU-TWC,2TWC	4	ALL	650019	
2001	5.7	1GMXA06.0188	LEV1 LEV		D-665-20	FR	D	2WU-TWC,2TWC	4	ALL	650019	
2001	5.7	1GMXA06.0188	LEV1 LEV		D-665-20	RL	D	2WU-TWC,2TWC	4	ALL	651017	
2001	5.7	1GMXA06.0188	LEV1 LEV		D-665-20	RR	D	2WU-TWC,2TWC	4	ALL	651017	
2001	5.7	1GMXA06.0194	LEV1 LEV		D-665-18	UL	D	2TWC	2	ALL	640003	
2001	5.7	1GMXA06.0188	LEV1 LEV		D-665-20	UL	D	2WU-TWC,2TWC	4	ALL		651666
2001	5.7	1GMXA06.0194	LEV1 LEV		D-665-18	UR	D	2TWC	2	ALL	640003	
2001	5.7	1GMXA06.0188	LEV1 LEV		D-665-20	UR	D	2WU-TWC,2TWC	4	ALL		651667
2002	5.7	2GMXA06.0188	LEV1 LEV		D-665-20	FL	D	2WU-TWC,2TWC	4	ALL	650019	
2002	5.7	2GMXA06.0188	LEV1 LEV		D-665-20	FR	D	2WU-TWC,2TWC	4	ALL	650019	
2002	5.7	2GMXA06.0188	LEV1 LEV		D-665-20	RL	D	2WU-TWC,2TWC	4	ALL	651017	
2002	5.7	2GMXA06.0188	LEV1 LEV		D-665-20	RR	D	2WU-TWC,2TWC	4	ALL	651017	

OBDII

Year	Liters	Engine Family	Certification Std.	Comments	Executive Order	Location	Exhaust Type	Converter Type	# Converters	Drive Type	Universal #	Direct Fit #
------	--------	---------------	--------------------	----------	-----------------	----------	--------------	----------------	--------------	------------	-------------	--------------

GMC

SAVANA 2500 (Continued)

2002	5.7	2GMXA06.0194	LEV1 LEV		D-665-18	UL D	2TWC	2 ALL	640003			
2002	5.7	2GMXA06.0188	LEV1 LEV		D-665-20	UL D	2WU-TWC,2TWC	4 ALL			651666	
2002	5.7	2GMXA06.0194	LEV1 LEV		D-665-18	UR D	2TWC	2 ALL	640003			
2002	5.7	2GMXA06.0188	LEV1 LEV		D-665-20	UR D	2WU-TWC,2TWC	4 ALL			651667	
2003	6.0	3GMXA06.0189	LEV1 LEV		D-665-20	FL D	2WU-TWC,2TWC	4 ALL	650020			
2003	6.0	3GMXA06.0189	LEV1 LEV		D-665-20	FR D	2WU-TWC,2TWC	4 ALL	650018			
2003	6.0	3GMXA06.0189	LEV1 LEV		D-665-20	RL D	2WU-TWC,2TWC	4 ALL	651018			
2003	6.0	3GMXA06.0189	LEV1 LEV		D-665-20	RR D	2WU-TWC,2TWC	4 ALL	651016			
2003	6.0	3GMXA06.0189	LEV1 LEV		D-665-20	UL D	2WU-TWC,2TWC	4 ALL			651594	
2003	6.0	3GMXA06.0189	LEV1 LEV		D-665-20	UR D	2WU-TWC,2TWC	4 ALL			651595	
2005	6.0	5GMXT06.0191	LEV1 LEV		D-665-20	FL D	2WU-TWC,2TWC	4 ALL	650020			
2005	6.0	5GMXT06.0191	LEV1 LEV		D-665-20	FR D	2WU-TWC,2TWC	4 ALL	650018			
2005	6.0	5GMXT06.0191	LEV1 LEV		D-665-20	RL D	2WU-TWC,2TWC	4 ALL	651018			
2005	6.0	5GMXT06.0191	LEV1 LEV		D-665-20	RR D	2WU-TWC,2TWC	4 ALL	651016			
2005	6.0	5GMXT06.0191	LEV1 LEV		D-665-20	UL D	2WU-TWC,2TWC	4 ALL			651594	
2005	6.0	5GMXT06.0191	LEV1 LEV		D-665-20	UR D	2WU-TWC,2TWC	4 ALL			651595	

SAVANA 3500

2005	4.8	5GMXA04.8172	LEV1 LEV		D-665-20	FL D	2WU-TWC,2TWC	4 ALL	650020			
2005	4.8	5GMXT06.0191	LEV1 LEV		D-665-20	FL D	2WU-TWC,2TWC	4 ALL	650020			
2005	4.8	5GMXA04.8172	LEV1 LEV		D-665-20	FR D	2WU-TWC,2TWC	4 ALL	650018			
2005	4.8	5GMXT06.0191	LEV1 LEV		D-665-20	FR D	2WU-TWC,2TWC	4 ALL	650018			
2005	4.8	5GMXA04.8172	LEV1 LEV		D-665-20	RL D	2WU-TWC,2TWC	4 ALL	651018			
2005	4.8	5GMXT06.0191	LEV1 LEV		D-665-20	RL D	2WU-TWC,2TWC	4 ALL	651018			
2005	4.8	5GMXA04.8172	LEV1 LEV		D-665-20	RR D	2WU-TWC,2TWC	4 ALL	651016			
2005	4.8	5GMXT06.0191	LEV1 LEV		D-665-20	RR D	2WU-TWC,2TWC	4 ALL	651016			
2005	4.8	5GMXA04.8172	LEV1 LEV		D-665-20	UL D	2WU-TWC,2TWC	4 ALL			651594	
2005	4.8	5GMXT06.0191	LEV1 LEV		D-665-20	UL D	2WU-TWC,2TWC	4 ALL			651594	
2005	4.8	5GMXA04.8172	LEV1 LEV		D-665-20	UR D	2WU-TWC,2TWC	4 ALL			651595	
2005	4.8	5GMXT06.0191	LEV1 LEV		D-665-20	UR D	2WU-TWC,2TWC	4 ALL			651595	
1996	5.7	TGM5.75PGFEK	TIER1		D-665-18	UL D	2TWC	2 ALL	640003		640555	
1996	5.7	TGM5.7JPG1EK	TIER1		D-665-18	UL D	2TWC	2 ALL	640003		640555	
1996	5.7	TGM5.75PGFEK	TIER1	w/ 135" W.B.	D-665-18	UL D	2TWC	2 ALL	640003		640555	
1996	5.7	TGM5.7JPG1EK	TIER1	w/ 135" W.B.	D-665-18	UL D	2TWC	2 ALL	640003		640555	
1996	5.7	TGM5.75PGFEK	TIER1		D-665-18	UR D	2TWC	2 ALL	640003		640554	
1996	5.7	TGM5.7JPG1EK	TIER1		D-665-18	UR D	2TWC	2 ALL	640003		640554	
1996	5.7	TGM5.75PGFEK	TIER1	w/ 135" W.B.	D-665-18	UR D	2TWC	2 ALL	640003		640554	
1996	5.7	TGM5.7JPG1EK	TIER1	w/ 135" W.B.	D-665-18	UR D	2TWC	2 ALL	640003		640554	
1997	5.7	VGM5.7HPG1EK	TIER1		D-665-18	UL D	2TWC	2 ALL	640003		640555	
1997	5.7	VGM5.7JPG1EK	TIER1		D-665-18	UL D	2TWC	2 ALL	640003		640555	
1997	5.7	VGM5.7JPG1GK	TIER1		D-665-18	UL D	2TWC	2 ALL	640003		640555	
1997	5.7	VGM5.7HPG1EK	TIER1	w/ 135" W.B.	D-665-18	UL D	2TWC	2 ALL	640003		640555	
1997	5.7	VGM5.7JPG1EK	TIER1	w/ 135" W.B.	D-665-18	UL D	2TWC	2 ALL	640003		640555	
1997	5.7	VGM5.7JPG1GK	TIER1	w/ 135" W.B.	D-665-18	UL D	2TWC	2 ALL	640003		640555	
1997	5.7	VGM5.7HPG1EK	TIER1		D-665-18	UR D	2TWC	2 ALL	640003		640554	
1997	5.7	VGM5.7JPG1EK	TIER1		D-665-18	UR D	2TWC	2 ALL	640003		640554	
1997	5.7	VGM5.7JPG1GK	TIER1		D-665-18	UR D	2TWC	2 ALL	640003		640554	
1997	5.7	VGM5.7HPG1EK	TIER1	w/ 135" W.B.	D-665-18	UR D	2TWC	2 ALL	640003		640554	
1997	5.7	VGM5.7JPG1EK	TIER1	w/ 135" W.B.	D-665-18	UR D	2TWC	2 ALL	640003		640554	
1997	5.7	VGM5.7JPG1GK	TIER1	w/ 135" W.B.	D-665-18	UR D	2TWC	2 ALL	640003		640554	

OBDII

Year	Liters	Engine Family	Certification Std.	Comments	Executive Order	Location	Exhaust Type	Converter Type	# Converters	Drive Type	Universal #	Direct Fit #
------	--------	---------------	--------------------	----------	-----------------	----------	--------------	----------------	--------------	------------	-------------	--------------

GMC

SAVANA 3500 (Continued)

1998	5.7	WGMXA05.7186	LEV1 LEV		D-665-18	UL	D	2TWC	2	ALL	640003	640555
1998	5.7	WGMXA05.7187	TIER1		D-665-18	UL	D	2TWC	2	ALL	640003	640555
1998	5.7	WGMXA05.7186	LEV1 LEV	w/ 135" W.B.	D-665-18	UL	D	2TWC	2	ALL	640003	640555
1998	5.7	WGMXA05.7187	TIER1	w/ 135" W.B.	D-665-18	UL	D	2TWC	2	ALL	640003	640555
1998	5.7	WGMXA05.7186	LEV1 LEV		D-665-18	UR	D	2TWC	2	ALL	640003	640554
1998	5.7	WGMXA05.7187	TIER1		D-665-18	UR	D	2TWC	2	ALL	640003	640554
1998	5.7	WGMXA05.7186	LEV1 LEV	w/ 135" W.B.	D-665-18	UR	D	2TWC	2	ALL	640003	640554
1998	5.7	WGMXA05.7187	TIER1	w/ 135" W.B.	D-665-18	UR	D	2TWC	2	ALL	640003	640554
1999	5.7	XGMXA05.7185	LEV1 LEV		D-665-18	UL	D	2TWC	2	ALL	640003	640555
1999	5.7	XGMXA05.7187	TIER1		D-665-18	UL	D	2TWC	2	ALL	640003	640555
1999	5.7	XGMXA05.7185	LEV1 LEV	w/ 135" W.B.	D-665-18	UL	D	2TWC	2	ALL	640003	640555
1999	5.7	XGMXA05.7187	TIER1	w/ 135" W.B.	D-665-18	UL	D	2TWC	2	ALL	640003	640555
1999	5.7	XGMXA05.7185	LEV1 LEV		D-665-18	UR	D	2TWC	2	ALL	640003	640554
1999	5.7	XGMXA05.7187	TIER1		D-665-18	UR	D	2TWC	2	ALL	640003	640554
1999	5.7	XGMXA05.7185	LEV1 LEV	w/ 135" W.B.	D-665-18	UR	D	2TWC	2	ALL	640003	640554
1999	5.7	XGMXA05.7187	TIER1	w/ 135" W.B.	D-665-18	UR	D	2TWC	2	ALL	640003	640554
2000	5.7	YGMXT05.7188	TIER1		D-665-7	U	S	TWC	1	ALL	865004	
2000	5.7	YGMXA05.7191	TIER1		D-665-18	UL	D	2TWC	2	ALL	640003	640575
2000	5.7	YGMXT05.7188	TIER1		D-665-18	UL	S	TWC	1	ALL	640003	640575
2000	5.7	YGMXA05.7191	TIER1		D-665-18	UR	D	2TWC	2	ALL	640003	640576
2000	5.7	YGMXT05.7188	TIER1		D-665-18	UR	S	TWC	1	ALL	640003	640576
2001	5.7	1GMXA06.0188	LEV1 LEV		D-665-20	FL	D	2WU-TWC,2TWC	4	ALL	650019	
2001	5.7	1GMXA06.0188	LEV1 LEV		D-665-20	FR	D	2WU-TWC,2TWC	4	ALL	650019	
2001	5.7	1GMXA06.0188	LEV1 LEV		D-665-20	RL	D	2WU-TWC,2TWC	4	ALL	651017	
2001	5.7	1GMXA06.0188	LEV1 LEV		D-665-20	RR	D	2WU-TWC,2TWC	4	ALL	651017	
2001	5.7	1GMXA06.0188	LEV1 LEV		D-665-20	UL	D	2WU-TWC,2TWC	4	ALL		651666
2001	5.7	1GMXA06.0188	LEV1 LEV		D-665-20	UR	D	2WU-TWC,2TWC	4	ALL		651667
2002	5.7	2GMXA06.0188	LEV1 LEV		D-665-20	FL	D	2WU-TWC,2TWC	4	ALL	650019	
2002	5.7	2GMXA06.0188	LEV1 LEV		D-665-20	FR	D	2WU-TWC,2TWC	4	ALL	650019	
2002	5.7	2GMXA06.0188	LEV1 LEV		D-665-20	RL	D	2WU-TWC,2TWC	4	ALL	651017	
2002	5.7	2GMXA06.0188	LEV1 LEV		D-665-20	RR	D	2WU-TWC,2TWC	4	ALL	651017	
2002	5.7	2GMXA06.0188	LEV1 LEV		D-665-20	UL	D	2WU-TWC,2TWC	4	ALL		651666
2002	5.7	2GMXA06.0188	LEV1 LEV		D-665-20	UR	D	2WU-TWC,2TWC	4	ALL		651667
2003	6.0	3GMXA06.0189	LEV1 LEV		D-665-20	FL	D	2WU-TWC,2TWC	4	ALL	650020	
2003	6.0	3GMXA06.0189	LEV1 LEV		D-665-20	FR	D	2WU-TWC,2TWC	4	ALL	650018	
2003	6.0	3GMXA06.0189	LEV1 LEV		D-665-20	RL	D	2WU-TWC,2TWC	4	ALL	651018	
2003	6.0	3GMXA06.0189	LEV1 LEV		D-665-20	RR	D	2WU-TWC,2TWC	4	ALL	651016	
2003	6.0	3GMXA06.0189	LEV1 LEV		D-665-20	UL	D	2WU-TWC,2TWC	4	ALL		651594
2003	6.0	3GMXA06.0189	LEV1 LEV		D-665-20	UR	D	2WU-TWC,2TWC	4	ALL		651595
2005	6.0	5GMXT06.0191	LEV1 LEV		D-665-20	FL	D	2WU-TWC,2TWC	4	ALL	650020	
2005	6.0	5GMXT06.0191	LEV1 LEV		D-665-20	FR	D	2WU-TWC,2TWC	4	ALL	650018	
2005	6.0	5GMXT06.0191	LEV1 LEV		D-665-20	RL	D	2WU-TWC,2TWC	4	ALL	651018	
2005	6.0	5GMXT06.0191	LEV1 LEV		D-665-20	RR	D	2WU-TWC,2TWC	4	ALL	651016	
2005	6.0	5GMXT06.0191	LEV1 LEV		D-665-20	UL	D	2WU-TWC,2TWC	4	ALL		651594
2005	6.0	5GMXT06.0191	LEV1 LEV		D-665-20	UR	D	2WU-TWC,2TWC	4	ALL		651595
1996	7.4	TGM7.4J8G1EK	TIER1		D-665-18	UL	D	2TWC	2	ALL	640004	
1996	7.4	TGM7.4J8G1EK	TIER1		D-665-18	UR	D	2TWC	2	ALL	640004	
1997	7.4	VGM7.4J8G1EK	TIER1		D-665-18	UL	D	2TWC	2	ALL	640004	
1997	7.4	VGM7.4J8G1EK	TIER1		D-665-18	UR	D	2TWC	2	ALL	640004	

Year	Liters	Engine Family	Certification Std.	Comments	Executive Order	Location	Exhaust Type	Converter Type	# Converters	Drive Type	Universal #	Direct Fit #
------	--------	---------------	--------------------	----------	-----------------	----------	--------------	----------------	--------------	------------	-------------	--------------

GMC

SAVANA 3500 (Continued)

1998	7.4	WGMXA07.4201	TIER1		D-665-18	UL	D	2TWC	2	ALL	640004	
1998	7.4	WGMXA07.4201	TIER1		D-665-18	UR	D	2TWC	2	ALL	640004	
1999	7.4	XGMXA07.4201	TIER1		D-665-18	UL	D	2TWC	2	ALL	640004	
1999	7.4	XGMXA07.4201	TIER1		D-665-18	UR	D	2TWC	2	ALL	640004	
2000	7.4	YGMXA07.4201	TIER1		D-665-18	UL	D	2TWC	2	ALL	640004	
2000	7.4	YGMXA07.4201	TIER1		D-665-18	UR	D	2TWC	2	ALL	640004	
2001	8.1	1GMXA08.1202	TIER1		D-665-18	UL	D	2TWC	2	ALL	640003	
2001	8.1	1GMXA08.1202	TIER1		D-665-18	UR	D	2TWC	2	ALL	640003	
2002	8.1	2GMXA08.1201	LEV1 LEV		D-665-20	FL	D	2WU-TWC,2TWC	4	ALL	650035	
2002	8.1	2GMXA08.1201	LEV1 LEV		D-665-20	FR	D	2WU-TWC,2TWC	4	ALL	650035	
2002	8.1	2GMXA08.1201	LEV1 LEV		D-665-20	RL	D	2WU-TWC,2TWC	4	ALL	651036	
2002	8.1	2GMXA08.1201	LEV1 LEV		D-665-20	RR	D	2WU-TWC,2TWC	4	ALL	651036	
2002	8.1	2GMXA08.1201	LEV1 LEV		D-665-20	U	D	2WU-TWC,2TWC	4	ALL		651672

SIERRA 1500

1999	4.3	XGMXA04.3194	LEV1 LEV		D-665-18	U	D	2TWC	2	ALL		640565
1999	4.3	XGMXA04.3195	TIER1		D-665-18	U	D	2TWC	2	ALL		640565
1999	4.3	XGMXA04.3194	LEV1 LEV		D-665-18	UL	D	2TWC	2	ALL	640003	
1999	4.3	XGMXA04.3195	TIER1		D-665-18	UL	D	2TWC	2	ALL	640003	
1999	4.3	XGMXA04.3194	LEV1 LEV		D-665-18	UR	D	2TWC	2	ALL	640003	
1999	4.3	XGMXA04.3195	TIER1		D-665-18	UR	D	2TWC	2	ALL	640003	
2000	4.3	YGMXA04.3190	LEV1 LEV		D-665-18	U	D	2TWC	2	ALL		640565
2000	4.3	YGMXT04.3184	TIER1		D-665-18	U	D	2TWC	2	ALL		640565
2000	4.3	YGMXA04.3190	LEV1 LEV		D-665-18	UL	D	2TWC	2	ALL	640003	
2000	4.3	YGMXT04.3184	TIER1		D-665-18	UL	D	2TWC	2	ALL	640003	
2000	4.3	YGMXA04.3190	LEV1 LEV		D-665-18	UR	D	2TWC	2	ALL	640003	
2000	4.3	YGMXT04.3184	TIER1		D-665-18	UR	D	2TWC	2	ALL	640003	
2001	4.3	1GMXA04.3190	LEV1 LEV		D-665-18	U	D	2TWC	2	ALL		640565
2001	4.3	1GMXA04.3190	LEV1 LEV		D-665-18	UL	D	2TWC	2	ALL	640003	
2001	4.3	1GMXA04.3190	LEV1 LEV		D-665-18	UR	D	2TWC	2	ALL	640003	
2003	4.3	3GMXT04.3184	LEV1 LEV		D-665-7	U	D	2TWC	2	2WD	865004	865524
2003	4.3	3GMXT04.3184	LEV1 LEV		D-665-18	U	S	TWC	1	ALL	640003	640565
2004	4.3	4GMXT04.3184	LEV1 LEV		D-665-18	UL	D	2TWC	2	ALL	640012	
2004	4.3	4GMXT04.3184	LEV1 LEV		D-665-18	UR	D	2TWC	2	ALL	640012	
2005	4.3	5GMXT04.3184	LEV1 LEV		D-665-18	UL	D	2TWC	2	ALL	640012	
2005	4.3	5GMXT05.3170	LEV1 LEV		D-665-18	UL	D	2TWC	2	ALL	640012	
2005	4.3	5GMXT04.3184	LEV1 LEV		D-665-18	UR	D	2TWC	2	ALL	640012	
2005	4.3	5GMXT05.3170	LEV1 LEV		D-665-18	UR	D	2TWC	2	ALL	640012	
2006	4.3	6GMXT04.3181	LEV1 LEV		D-665-18	UL	D	2TWC	2	ALL	640012	
2006	4.3	6GMXT04.3181	LEV1 LEV		D-665-18	UR	D	2TWC	2	ALL	640012	
1999	4.8	XGMXA04.8184	TIER1		D-665-18	U	D	2TWC	2	ALL		640565
1999	4.8	XGMXA05.3183	LEV1 LEV		D-665-18	U	D	2TWC	2	ALL		640565
1999	4.8	XGMXA04.8184	TIER1		D-665-18	UL	D	2TWC	2	ALL	640003	
1999	4.8	XGMXA05.3183	LEV1 LEV		D-665-18	UL	D	2TWC	2	ALL	640003	
1999	4.8	XGMXA04.8184	TIER1		D-665-18	UR	D	2TWC	2	ALL	640003	
1999	4.8	XGMXA05.3183	LEV1 LEV		D-665-18	UR	D	2TWC	2	ALL	640003	
2000	4.8	YGMXT05.3181	TIER1		D-665-18	U	D	2TWC	2	ALL		640565
2000	4.8	YGMXT05.3181	TIER1		D-665-18	UL	D	2TWC	2	ALL	640003	
2000	4.8	YGMXT05.3181	TIER1		D-665-18	UR	D	2TWC	2	ALL	640003	
2001	4.8	1GMXA05.3183	LEV1 LEV		D-665-18	U	D	2TWC	2	ALL		640565

OBDII

Year	Liters	Engine Family	Certification Std.	Comments	Executive Order	Location	Exhaust Type	Converter Type	# Converters	Drive Type	Universal #	Direct Fit #
------	--------	---------------	--------------------	----------	-----------------	----------	--------------	----------------	--------------	------------	-------------	--------------

GMC

SIERRA 1500 (Continued)

2001	4.8	1GMXA05.3184	LEV1 LEV		D-665-18	U D	2TWC		2 ALL		640565	
2001	4.8	1GMXA05.3183	LEV1 LEV		D-665-18	UL D	2TWC		2 ALL	640003		
2001	4.8	1GMXA05.3184	LEV1 LEV		D-665-18	UL D	2TWC		2 ALL	640003		
2001	4.8	1GMXA05.3183	LEV1 LEV		D-665-18	UR D	2TWC		2 ALL	640003		
2001	4.8	1GMXA05.3184	LEV1 LEV		D-665-18	UR D	2TWC		2 ALL	640003		
2002	4.8	2GMXA04.8183	LEV1 LEV		D-665-20	FL D	2WU-TWC,2TWC		4 ALL	650010		
2002	4.8	2GMXA04.8183	LEV1 LEV		D-665-20	FR D	2WU-TWC,2TWC		4 ALL	650010		
2002	4.8	2GMXA04.8183	LEV1 LEV		D-665-20	RL D	2WU-TWC,2TWC		4 ALL	651009		
2002	4.8	2GMXA04.8183	LEV1 LEV		D-665-20	RR D	2WU-TWC,2TWC		4 ALL	651009		
2002	4.8	2GMXA04.8183	LEV1 LEV		D-665-20	U D	2WU-TWC,2TWC		4 ALL		651592	
2003	4.8	3GMXT05.3183	LEV1 LEV		D-665-18	U D	2TWC		2 ALL		640565	
2003	4.8	3GMXT05.3184	LEV1 LEV		D-665-18	U D	2TWC		2 ALL		640565	
2003	4.8	3GMXT05.3183	LEV1 LEV		D-665-18	UL D	2TWC		2 ALL	640003		
2003	4.8	3GMXT05.3184	LEV1 LEV		D-665-18	UL D	2TWC		2 ALL	640003		
2003	4.8	3GMXT05.3183	LEV1 LEV		D-665-18	UR D	2TWC		2 ALL	640003		
2003	4.8	3GMXT05.3184	LEV1 LEV		D-665-18	UR D	2TWC		2 ALL	640003		
1999	5.3	XGMXA05.3183	LEV1 LEV		D-665-18	UL D	2TWC		2 ALL	640003		
1999	5.3	XGMXA05.3183	LEV1 LEV		D-665-18	UR D	2TWC		2 ALL	640003		
2000	5.3	YGMXA05.3183	LEV1 LEV		D-665-18	U D	2TWC		2 ALL		640565	
2000	5.3	YGMXA05.3183	LEV1 LEV		D-665-18	UL D	2TWC		2 ALL	640003		
2000	5.3	YGMXA05.3183	LEV1 LEV		D-665-18	UR D	2TWC		2 ALL	640003		
2001	5.3	1GMXA05.3183	LEV1 LEV		D-665-18	U D	2TWC		2 ALL		640565	
2001	5.3	1GMXA05.3184	LEV1 LEV		D-665-18	U D	2TWC		2 ALL		640565	
2001	5.3	1GMXA05.3183	LEV1 LEV		D-665-18	UL D	2TWC		2 ALL	640003		
2001	5.3	1GMXA05.3184	LEV1 LEV		D-665-18	UL D	2TWC		2 ALL	640003		
2001	5.3	1GMXA05.3183	LEV1 LEV		D-665-18	UR D	2TWC		2 ALL	640003		
2001	5.3	1GMXA05.3184	LEV1 LEV		D-665-18	UR D	2TWC		2 ALL	640003		

SIERRA 1500 HD

2001	6.0	1GMXA06.0194	LEV1 LEV		D-665-18	UL D	2TWC		2 ALL	640004		
2001	6.0	1GMXA06.0194	LEV1 LEV		D-665-18	UR D	2TWC		2 ALL	640004		
2005	6.0	5GMXT06.0188	LEV1 LEV		D-665-20	FL D	2WU-TWC,2TWC		4 ALL	650019		
2005	6.0	5GMXT06.0188	LEV1 LEV		D-665-20	FR D	2WU-TWC,2TWC		4 ALL	650035		
2005	6.0	5GMXT06.0188	LEV1 LEV		D-665-20	RL D	2WU-TWC,2TWC		4 ALL	651017		
2005	6.0	5GMXT06.0188	LEV1 LEV		D-665-20	RR D	2WU-TWC,2TWC		4 ALL	651036		
2005	6.0	5GMXT06.0188	LEV1 LEV		D-665-20	UL D	2WU-TWC,2TWC		4 ALL		651600	
2005	6.0	5GMXT06.0188	LEV1 LEV		D-665-20	UR D	2WU-TWC,2TWC		4 ALL		651601	
2006	6.0	6GMXK06.0388	LEV1 LEV		D-665-20	FL D	2WU-TWC,2TWC		4 ALL	650026		
2006	6.0	6GMXK06.0388	LEV1 LEV		D-665-20	FR D	2WU-TWC,2TWC		4 ALL	650019	650547	
2006	6.0	6GMXK06.0388	LEV1 LEV		D-665-20	RL D	2WU-TWC,2TWC		4 ALL	651025		
2006	6.0	6GMXK06.0388	LEV1 LEV		D-665-20	RR D	2WU-TWC,2TWC		4 ALL	651017		
2006	6.0	6GMXK06.0388	LEV1 LEV		D-665-20	UR D	2WU-TWC,2TWC		4 ALL		651601	

SIERRA 2500

2003	4.3	3GMXT04.3184	LEV1 LEV		D-665-7	U D	2TWC		2 4WD	865004		
2000	5.3	YGMXA05.3183	LEV1 LEV		D-665-18	U D	2TWC		2 ALL		640565	
2000	5.3	YGMXA05.3183	LEV1 LEV		D-665-18	UL D	2TWC		2 ALL	640003		
2000	5.3	YGMXA05.3183	LEV1 LEV		D-665-18	UR D	2TWC		2 ALL	640003		
1999	6.0	XGMXA06.0182	TIER1		D-665-18	UL D	2TWC		2 ALL	640003		
1999	6.0	XGMXA06.0182	TIER1		D-665-18	UR D	2TWC		2 ALL	640003		
2000	6.0	YGMXA05.7191	TIER1		D-665-18	UL D	2TWC		2 ALL	640003		

OBDII

Year	Liters	Engine Family	Certification Std.	Comments	Executive Order	Location	Exhaust Type	Converter Type	# Converters	Drive Type	Universal #	Direct Fit #
------	--------	---------------	--------------------	----------	-----------------	----------	--------------	----------------	--------------	------------	-------------	--------------

GMC

SIERRA 2500 (Continued)

2000	6.0	YGMXT06.0192	TIER1		D-665-18	UL	D	2TWC	2	ALL	640003	
2000	6.0	YGMXA05.7191	TIER1		D-665-18	UR	D	2TWC	2	ALL	640003	
2000	6.0	YGMXT06.0192	TIER1		D-665-18	UR	D	2TWC	2	ALL	640003	
2001	6.0	1GMXA06.0188	LEV1 LEV		D-665-20	FL	D	2WU-TWC,2TWC	4	ALL	650019	
2001	6.0	1GMXA06.0188	LEV1 LEV		D-665-20	FR	D	2WU-TWC,2TWC	4	ALL	650019	
2001	6.0	1GMXA06.0188	LEV1 LEV		D-665-20	RL	D	2WU-TWC,2TWC	4	ALL	651017	
2001	6.0	1GMXA06.0188	LEV1 LEV		D-665-20	RR	D	2WU-TWC,2TWC	4	ALL	651017	
2001	6.0	1GMXA06.0188	LEV1 LEV		D-665-20	UL	D	2WU-TWC,2TWC	4	ALL		651600
2001	6.0	1GMXA06.0188	LEV1 LEV		D-665-20	UR	D	2WU-TWC,2TWC	4	ALL		651601

SIERRA 2500 HD

2002	6.0	2GMXA06.0188	LEV1 LEV		D-665-20	FL	D	2WU-TWC,2TWC	4	ALL	650019	
2002	6.0	2GMXA06.0188	LEV1 LEV		D-665-20	FR	D	2WU-TWC,2TWC	4	ALL	650019	
2002	6.0	2GMXA06.0188	LEV1 LEV		D-665-20	RL	D	2WU-TWC,2TWC	4	ALL	651017	
2002	6.0	2GMXA06.0188	LEV1 LEV		D-665-20	RR	D	2WU-TWC,2TWC	4	ALL	651017	
2002	6.0	2GMXA06.0188	LEV1 LEV		D-665-20	UL	D	2WU-TWC,2TWC	4	ALL		651600
2002	6.0	2GMXA06.0188	LEV1 LEV		D-665-20	UR	D	2WU-TWC,2TWC	4	ALL		651597
2003	6.0	3GMXA06.0188	LEV1 LEV		D-665-20	FL	D	2WU-TWC,2TWC	4	ALL	650023	
2003	6.0	3GMXA06.0188	LEV1 LEV		D-665-20	FR	D	2WU-TWC,2TWC	4	ALL	650019	
2003	6.0	3GMXA06.0188	LEV1 LEV		D-665-20	RL	D	2WU-TWC,2TWC	4	ALL	651022	
2003	6.0	3GMXA06.0188	LEV1 LEV		D-665-20	RR	D	2WU-TWC,2TWC	4	ALL	651017	
2003	6.0	3GMXA06.0188	LEV1 LEV		D-665-20	UL	D	2WU-TWC,2TWC	4	ALL		651596
2003	6.0	3GMXA06.0188	LEV1 LEV		D-665-20	UR	D	2WU-TWC,2TWC	4	ALL		651597
2004	6.0	4GMXT06.0188	LEV1 LEV		D-665-20	FL	D	2WU-TWC,2TWC	4	ALL	650023	
2004	6.0	4GMXT06.0188	LEV1 LEV		D-665-20	FR	D	2WU-TWC,2TWC	4	ALL	650019	
2004	6.0	4GMXT06.0188	LEV1 LEV		D-665-20	RL	D	2WU-TWC,2TWC	4	ALL	651022	
2004	6.0	4GMXT06.0188	LEV1 LEV		D-665-20	RR	D	2WU-TWC,2TWC	4	ALL	651017	
2004	6.0	4GMXT06.0188	LEV1 LEV		D-665-20	UL	D	2WU-TWC,2TWC	4	ALL		651596
2004	6.0	4GMXT06.0188	LEV1 LEV		D-665-20	UR	D	2WU-TWC,2TWC	4	ALL		651597
2005	6.0	5GMXT06.0188	LEV1 LEV		D-665-20	FL	D	2WU-TWC,2TWC	4	ALL	650023	
2005	6.0	5GMXT06.0188	LEV1 LEV		D-665-20	FR	D	2WU-TWC,2TWC	4	ALL	650019	
2005	6.0	5GMXT06.0188	LEV1 LEV		D-665-20	RL	D	2WU-TWC,2TWC	4	ALL	651022	
2005	6.0	5GMXT06.0188	LEV1 LEV		D-665-20	RR	D	2WU-TWC,2TWC	4	ALL	651017	
2005	6.0	5GMXT06.0188	LEV1 LEV		D-665-20	UL	D	2WU-TWC,2TWC	4	ALL		651596
2005	6.0	5GMXT06.0188	LEV1 LEV		D-665-20	UR	D	2WU-TWC,2TWC	4	ALL		651597
2006	6.0	6GMXK06.0388	LEV1 LEV		D-665-20	FL	D	2WU-TWC,2TWC	4	ALL	650023	
2006	6.0	6GMXK06.0388	LEV1 LEV		D-665-20	FR	D	2WU-TWC,2TWC	4	ALL	650019	
2006	6.0	6GMXK06.0388	LEV1 LEV		D-665-20	RL	D	2WU-TWC,2TWC	4	ALL	651022	
2006	6.0	6GMXK06.0388	LEV1 LEV		D-665-20	RR	D	2WU-TWC,2TWC	4	ALL	651017	
2006	6.0	6GMXK06.0388	LEV1 LEV		D-665-20	UL	D	2WU-TWC,2TWC	4	ALL		651596
2006	6.0	6GMXK06.0388	LEV1 LEV		D-665-20	UR	D	2WU-TWC,2TWC	4	ALL		651597
2002	8.1	2GMXA08.1201	LEV1 LEV		D-665-20	FL	D	2WU-TWC,2TWC	4	ALL	650019	
2002	8.1	2GMXA08.1201	LEV1 LEV		D-665-20	FR	D	2WU-TWC,2TWC	4	ALL	650019	
2002	8.1	2GMXA08.1201	LEV1 LEV		D-665-20	RL	D	2WU-TWC,2TWC	4	ALL	651017	
2002	8.1	2GMXA08.1201	LEV1 LEV		D-665-20	RR	D	2WU-TWC,2TWC	4	ALL	651017	
2002	8.1	2GMXA08.1201	LEV1 LEV		D-665-20	U	D	2WU-TWC,2TWC	4	ALL		651681
2003	8.1	3GMXA08.1201	LEV1 LEV		D-665-20	FL	D	2WU-TWC,2TWC	4	ALL	650019	
2003	8.1	3GMXA08.1201	LEV1 LEV		D-665-20	FR	D	2WU-TWC,2TWC	4	ALL	650019	
2003	8.1	3GMXA08.1201	LEV1 LEV		D-665-20	RL	D	2WU-TWC,2TWC	4	ALL	651017	
2003	8.1	3GMXA08.1201	LEV1 LEV		D-665-20	RR	D	2WU-TWC,2TWC	4	ALL	651017	

Year	Liters	Engine Family	Certification Std.	Comments	Executive Order	Location	Exhaust Type	Converter Type	# Converters	Drive Type	Universal #	Direct Fit #
------	--------	---------------	--------------------	----------	-----------------	----------	--------------	----------------	--------------	------------	-------------	--------------

GMC

SIERRA 2500 HD (Continued)

2003	8.1	3GMXA08.1201	LEV1 LEV		D-665-20	U D	2WU-TWC,2TWC	4 ALL			651597	
2004	8.1	4GMXT08.1201	LEV1 LEV		D-665-20	FL D	2WU-TWC,2TWC	4 ALL	650019			
2004	8.1	4GMXT08.1201	LEV1 LEV		D-665-20	FR D	2WU-TWC,2TWC	4 ALL	650019			
2004	8.1	4GMXT08.1201	LEV1 LEV		D-665-20	RL D	2WU-TWC,2TWC	4 ALL	651017			
2004	8.1	4GMXT08.1201	LEV1 LEV		D-665-20	RR D	2WU-TWC,2TWC	4 ALL	651017			
2004	8.1	4GMXT08.1201	LEV1 LEV		D-665-20	U D	2WU-TWC,2TWC	4 ALL			651597	
2005	8.1	5GMXT08.1201	LEV1 LEV		D-665-20	FL D	2WU-TWC,2TWC	4 ALL	650019			
2005	8.1	5GMXT08.1201	LEV1 LEV		D-665-20	FR D	2WU-TWC,2TWC	4 ALL	650019			
2005	8.1	5GMXT08.1201	LEV1 LEV		D-665-20	RL D	2WU-TWC,2TWC	4 ALL	651017			
2005	8.1	5GMXT08.1201	LEV1 LEV		D-665-20	RR D	2WU-TWC,2TWC	4 ALL	651017			
2005	8.1	5GMXT08.1201	LEV1 LEV		D-665-20	U D	2WU-TWC,2TWC	4 ALL			651597	
2006	8.1	6GMXT08.1201	LEV1 LEV		D-665-20	FL D	2WU-TWC,2TWC	4 ALL	650019			
2006	8.1	6GMXT08.1201	LEV1 LEV		D-665-20	FR D	2WU-TWC,2TWC	4 ALL	650019			
2006	8.1	6GMXT08.1201	LEV1 LEV		D-665-20	RL D	2WU-TWC,2TWC	4 ALL	651017			
2006	8.1	6GMXT08.1201	LEV1 LEV		D-665-20	RR D	2WU-TWC,2TWC	4 ALL	651017			
2006	8.1	6GMXT08.1201	LEV1 LEV		D-665-20	U D	2WU-TWC,2TWC	4 ALL			651597	

SIERRA 3500

2001	5.0	1GMXA05.0182	TIER1		D-665-7	U S	TWC	1 ALL	865004			
2001	6.0	1GMXH06.0583	TIER1		D-665-18	FL D	2TWC	2 ALL	640004			
2001	6.0	1GMXA06.0188	LEV1 LEV		D-665-20	FL D	2WU-TWC,2TWC	4 ALL	650035			
2001	6.0	1GMXH06.0583	TIER1		D-665-18	FR D	2TWC	2 ALL	640004			
2001	6.0	1GMXA06.0188	LEV1 LEV		D-665-20	FR D	2WU-TWC,2TWC	4 ALL	650035			
2001	6.0	1GMXA06.0188	LEV1 LEV		D-665-20	RL D	2WU-TWC,2TWC	4 ALL	651036			
2001	6.0	1GMXA06.0188	LEV1 LEV		D-665-20	RR D	2WU-TWC,2TWC	4 ALL	651036			
2001	6.0	1GMXA06.0188	LEV1 LEV		D-665-20	U D	2WU-TWC,2TWC	4 ALL			651672	
2002	6.0	2GMXH06.0583	LEV1 LEV		D-665-18	FL D	2TWC	2 ALL	640004			
2002	6.0	2GMXA06.0188	LEV1 LEV		D-665-20	FL D	2WU-TWC,2TWC	4 ALL	650035			
2002	6.0	2GMXH06.0583	LEV1 LEV		D-665-18	FR D	2TWC	2 ALL	640004			
2002	6.0	2GMXA06.0188	LEV1 LEV		D-665-20	FR D	2WU-TWC,2TWC	4 ALL	650035			
2002	6.0	2GMXA06.0188	LEV1 LEV		D-665-20	RL D	2WU-TWC,2TWC	4 ALL	651036			
2002	6.0	2GMXA06.0188	LEV1 LEV		D-665-20	RR D	2WU-TWC,2TWC	4 ALL	651036			
2002	6.0	2GMXA06.0188	LEV1 LEV		D-665-20	U D	2WU-TWC,2TWC	4 ALL			651672	
2003	6.0	3GMXH06.0583	LEV1 LEV		D-665-18	FL D	2TWC	2 ALL	640004			
2003	6.0	3GMXA06.0188	LEV1 LEV		D-665-20	FL D	2WU-TWC,2TWC	4 ALL	650023			
2003	6.0	3GMXH06.0583	LEV1 LEV		D-665-18	FR D	2TWC	2 ALL	640004			
2003	6.0	3GMXA06.0188	LEV1 LEV		D-665-20	FR D	2WU-TWC,2TWC	4 ALL	650023			
2003	6.0	3GMXA06.0188	LEV1 LEV		D-665-20	RL D	2WU-TWC,2TWC	4 ALL	651017			
2003	6.0	3GMXA06.0188	LEV1 LEV		D-665-20	RR D	2WU-TWC,2TWC	4 ALL	651017			
2003	6.0	3GMXA06.0188	LEV1 LEV		D-665-20	UL D	2WU-TWC,2TWC	4 ALL			651596	
2003	6.0	3GMXA06.0188	LEV1 LEV		D-665-20	UR D	2WU-TWC,2TWC	4 ALL			651597	
2004	6.0	4GMXT06.0188	LEV1 LEV		D-665-20	FL D	2WU-TWC,2TWC	4 ALL	650023			
2004	6.0	4GMXT06.0188	LEV1 LEV		D-665-20	FR D	2WU-TWC,2TWC	4 ALL	650023			
2004	6.0	4GMXT06.0188	LEV1 LEV		D-665-20	RL D	2WU-TWC,2TWC	4 ALL	651017			
2004	6.0	4GMXT06.0188	LEV1 LEV		D-665-20	RR D	2WU-TWC,2TWC	4 ALL	651017			
2004	6.0	4GMXT06.0188	LEV1 LEV		D-665-20	UL D	2WU-TWC,2TWC	4 ALL			651596	
2004	6.0	4GMXT06.0188	LEV1 LEV		D-665-20	UR D	2WU-TWC,2TWC	4 ALL			651597	
2005	6.0	5GMXT06.0188	LEV1 LEV		D-665-20	FL D	2WU-TWC,2TWC	4 ALL	650023			
2005	6.0	5GMXT06.0188	LEV1 LEV		D-665-20	FR D	2WU-TWC,2TWC	4 ALL	650023			
2005	6.0	5GMXT06.0188	LEV1 LEV		D-665-20	RL D	2WU-TWC,2TWC	4 ALL	651017			

OBDII

Year	Liters	Engine Family	Certification Std.	Comments	Executive Order	Location	Exhaust Type	Converter Type	# Converters	Drive Type	Universal #	Direct Fit #
------	--------	---------------	--------------------	----------	-----------------	----------	--------------	----------------	--------------	------------	-------------	--------------

GMC

SIERRA 3500 (Continued)

2005	6.0	5GMXT06.0188	LEV1 LEV		D-665-20	UL D	2WU-TWC,2TWC	4 ALL			651596	
2005	6.0	5GMXT06.0188	LEV1 LEV		D-665-20	UR D	2WU-TWC,2TWC	4 ALL			651597	
2006	6.0	6GMXK06.0388	LEV1 LEV		D-665-20	FL D	2WU-TWC,2TWC	4 ALL	650023			
2006	6.0	6GMXK06.0388	LEV1 LEV		D-665-20	FR D	2WU-TWC,2TWC	4 ALL	650023			
2006	6.0	6GMXK06.0388	LEV1 LEV		D-665-20	RL D	2WU-TWC,2TWC	4 ALL	651017			
2006	6.0	6GMXK06.0388	LEV1 LEV		D-665-20	RR D	2WU-TWC,2TWC	4 ALL	651017			
2006	6.0	6GMXK06.0388	LEV1 LEV		D-665-20	UL D	2WU-TWC,2TWC	4 ALL			651596	
2006	6.0	6GMXK06.0388	LEV1 LEV		D-665-20	UR D	2WU-TWC,2TWC	4 ALL			651597	
2001	8.1	1GMXA08.1203	LEV1 LEV		D-665-20	FL D	2WU-TWC,2TWC	4 ALL	650035			
2001	8.1	1GMXA08.1203	LEV1 LEV		D-665-20	FR D	2WU-TWC,2TWC	4 ALL	650035			
2001	8.1	1GMXA08.1203	LEV1 LEV		D-665-20	RL D	2WU-TWC,2TWC	4 ALL	651036			
2001	8.1	1GMXA08.1203	LEV1 LEV		D-665-20	RR D	2WU-TWC,2TWC	4 ALL	651036			
2001	8.1	1GMXA08.1203	LEV1 LEV		D-665-20	U D	2WU-TWC,2TWC	4 ALL			651672	
2002	8.1	2GMXA08.1203	LEV1 LEV		D-665-20	FL D	2WU-TWC,2TWC	4 ALL	650035			
2002	8.1	2GMXA08.1203	LEV1 LEV		D-665-20	FR D	2WU-TWC,2TWC	4 ALL	650035			
2002	8.1	2GMXA08.1203	LEV1 LEV		D-665-20	RL D	2WU-TWC,2TWC	4 ALL	651036			
2002	8.1	2GMXA08.1203	LEV1 LEV		D-665-20	RR D	2WU-TWC,2TWC	4 ALL	651036			
2002	8.1	2GMXA08.1203	LEV1 LEV		D-665-20	U D	2WU-TWC,2TWC	4 ALL			651672	
2003	8.1	3GMXA08.1203	LEV1 LEV		D-665-20	FL D	2WU-TWC,2TWC	4 ALL	650023			
2003	8.1	3GMXA08.1203	LEV1 LEV		D-665-20	FR D	2WU-TWC,2TWC	4 ALL	650023			
2003	8.1	3GMXA08.1203	LEV1 LEV		D-665-20	RL D	2WU-TWC,2TWC	4 ALL	651017			
2003	8.1	3GMXA08.1203	LEV1 LEV		D-665-20	RR D	2WU-TWC,2TWC	4 ALL	651017			
2003	8.1	3GMXA08.1203	LEV1 LEV		D-665-20	UL D	2WU-TWC,2TWC	4 ALL			651596	
2003	8.1	3GMXA08.1203	LEV1 LEV		D-665-20	UR D	2WU-TWC,2TWC	4 ALL			651597	
2004	8.1	4GMXT08.1201	LEV1 LEV		D-665-20	FL D	2WU-TWC,2TWC	4 ALL	650023			
2004	8.1	4GMXT08.1201	LEV1 LEV		D-665-20	FR D	2WU-TWC,2TWC	4 ALL	650023			
2004	8.1	4GMXT08.1201	LEV1 LEV		D-665-20	RL D	2WU-TWC,2TWC	4 ALL	651017			
2004	8.1	4GMXT08.1201	LEV1 LEV		D-665-20	RR D	2WU-TWC,2TWC	4 ALL	651017			
2004	8.1	4GMXT08.1201	LEV1 LEV		D-665-20	UL D	2WU-TWC,2TWC	4 ALL			651596	
2004	8.1	4GMXT08.1201	LEV1 LEV		D-665-20	UR D	2WU-TWC,2TWC	4 ALL			651597	
2005	8.1	5GMXT08.1201	LEV1 LEV		D-665-20	FL D	2WU-TWC,2TWC	4 ALL	650023			
2005	8.1	5GMXT08.1201	LEV1 LEV		D-665-20	FR D	2WU-TWC,2TWC	4 ALL	650023			
2005	8.1	5GMXT08.1201	LEV1 LEV		D-665-20	RL D	2WU-TWC,2TWC	4 ALL	651017			
2005	8.1	5GMXT08.1201	LEV1 LEV		D-665-20	RR D	2WU-TWC,2TWC	4 ALL	651017			
2005	8.1	5GMXT08.1201	LEV1 LEV		D-665-20	UL D	2WU-TWC,2TWC	4 ALL			651596	
2005	8.1	5GMXT08.1201	LEV1 LEV		D-665-20	UR D	2WU-TWC,2TWC	4 ALL			651597	
2006	8.1	6GMXT08.1201	LEV1 LEV		D-665-20	FL D	2WU-TWC,2TWC	4 ALL	650023			
2006	8.1	6GMXT08.1201	LEV1 LEV		D-665-20	FR D	2WU-TWC,2TWC	4 ALL	650023			
2006	8.1	6GMXT08.1201	LEV1 LEV		D-665-20	RL D	2WU-TWC,2TWC	4 ALL	651017			
2006	8.1	6GMXT08.1201	LEV1 LEV		D-665-20	RR D	2WU-TWC,2TWC	4 ALL	651017			
2006	8.1	6GMXT08.1201	LEV1 LEV		D-665-20	UL D	2WU-TWC,2TWC	4 ALL			651596	
2006	8.1	6GMXT08.1201	LEV1 LEV		D-665-20	UR D	2WU-TWC,2TWC	4 ALL			651597	

SONOMA

1996	2.2	TGM2.218GF EK	TIER1		D-665-12	U S	TWC	1 ALL	850612		850655	
1997	2.2	VGM2.218G1EK	TIER1		D-665-12	U S	TWC	1 ALL	850612		850655	
1998	2.2	WGMXT02.2122	TIER1		D-665-12	U S	TWC	1 ALL	850612		850655	
1998	2.2	WGMXT02.2124	TLEV		D-665-17	U S	TWC	1 2WD	630002		630604	
1999	2.2	XGMXT02.2122	TLEV		D-665-12	U S	TWC	1 ALL	850612		850655	
2000	2.2	YGMXT02.2122	LEV1 LEV		D-665-12	U S	TWC	1 ALL	850612		850655	

OBDII

Year	Liters	Engine Family	Certification Std.	Comments	Executive Order	Location	Exhaust Type	Converter Type	# Converters	Drive Type	Universal #	Direct Fit #
------	--------	---------------	--------------------	----------	-----------------	----------	--------------	----------------	--------------	------------	-------------	--------------

GMC

SONOMA (Continued)

2000	2.2	YGMXX02.2023	TLEV		D-665-12	U	S	TWC	1	ALL	850612	850655
2001	2.2	1GMXT02.2122	LEV1 LEV		D-665-17	U	S	TWC	1	2WD	630002	630604
2002	2.2	2GMXT02.2122	LEV1 LEV		D-665-17	U	S	TWC	1	2WD	630002	
2003	2.2	3GMXT02.2121	TLEV		D-665-17	U	S	TWC	1	2WD	630016	
2003	2.2	3GMXT02.2122	LEV1 LEV		D-665-17	U	S	TWC	1	2WD	630016	
1996	4.3	TGM4.31PGFEK	TIER1		D-665-12	U	S	TWC	1	ALL	850619	850667
1996	4.3	TGM4.32PGKEK	TIER1		D-665-18	U	S	TWC	1	2WD	640003	640558
1996	4.3	TGM4.32PGKEK	TIER1	w/ 21" UNIT	D-665-18	U	S	TWC	1	2WD	640003	640558
1996	4.3	TGM4.32PGKEK	TIER1	w/ 25" UNIT	D-665-18	U	S	TWC	1	ALL	640003	640558
1997	4.3	VGM4.31PG1EK	TIER1		D-665-12	U	S	TWC	1	ALL	850619	850667
1997	4.3	VGM4.32PG1EK	TIER1		D-665-18	U	S	TWC	1	2WD	640003	640558
1997	4.3	VGM4.32PG1EK	TIER1	w/ 21" UNIT	D-665-18	U	S	TWC	1	2WD	640003	640558
1997	4.3	VGM4.32PG1EK	TIER1	w/ 25" UNIT	D-665-18	U	S	TWC	1	ALL	640003	640558
1998	4.3	WGMXT04.3185	TLEV		D-665-20	F	S	WU-TWC,TWC	2	2WD	650010	
1998	4.3	WGMXT04.3185	TLEV		D-665-20	R	S	WU-TWC,TWC	2	2WD	651009	651589
1998	4.3	WGMXT04.3185	TLEV	w/ 21" UNIT	D-665-20	R	S	WU-TWC,TWC	2	4WD	651009	651589
1998	4.3	WGMXT04.3185	TLEV	w/21" UNIT EXC ZR2	D-665-20	R	S	WU-TWC,TWC	2	2WD	651009	651589
1998	4.3	WGMXT04.3184	TIER1		D-665-18	U	S	TWC	1	2WD	640003	640558
1998	4.3	WGMXT04.3184	TIER1	w/ 21" UNIT	D-665-18	U	S	TWC	1	2WD	640003	640558
1998	4.3	WGMXT04.3184	TIER1	w/ 25" UNIT	D-665-18	U	S	TWC	1	ALL	640003	640558
1999	4.3	XGMXT04.3184	TLEV		D-665-20	F	S	WU-TWC,TWC	2	2WD	650010	
1999	4.3	XGMXT04.3185	LEV1 LEV		D-665-20	F	S	WU-TWC,TWC	2	2WD	650010	
1999	4.3	XGMXT04.3184	TLEV		D-665-20	R	S	WU-TWC,TWC	2	2WD	651009	651589
1999	4.3	XGMXT04.3185	LEV1 LEV		D-665-20	R	S	WU-TWC,TWC	2	2WD	651009	651589
1999	4.3	XGMXT04.3184	TLEV	w/ 21" unit exc ZR2	D-665-20	R	S	WU-TWC,TWC	2	2WD	651009	651589
1999	4.3	XGMXT04.3184	TLEV	w/ 25" UNIT	D-665-20	R	S	WU-TWC,TWC	2	4WD	651009	651589
1999	4.3	XGMXT04.3185	LEV1 LEV	w/ 25" UNIT	D-665-20	R	S	WU-TWC,TWC	2	4WD	651009	651589
1999	4.3	XGMXT04.3185	LEV1 LEV	w/21" UNIT EXC ZR2	D-665-20	R	S	WU-TWC,TWC	2	2WD	651009	651589
2000	4.3	YGMXT04.3188	LEV1 LEV		D-665-20	F	S	WU-TWC,TWC	2	2WD	650003	
2000	4.3	YGMXT04.3188	LEV1 LEV		D-665-20	R	S	WU-TWC,TWC	2	2WD	651004	
2000	4.3	YGMXT04.3188	LEV1 LEV		D-665-20	U	S	WU-TWC,TWC	2	2WD		651586
2001	4.3	1GMXT04.3187	LEV1 LEV		D-665-20	F	S	WU-TWC,TWC	2	2WD	650005	
2001	4.3	1GMXT04.3187	LEV1 LEV		D-665-20	R	S	WU-TWC,TWC	2	2WD	651009	
2001	4.3	1GMXT04.3187	LEV1 LEV		D-665-20	U	S	WU-TWC,TWC	2	2WD		651593
2002	4.3	2GMXT04.3187	LEV1 LEV		D-665-20	F	S	WU-TWC,TWC	2	2WD	650005	
2002	4.3	2GMXT04.3187	LEV1 LEV		D-665-20	R	S	WU-TWC,TWC	2	2WD	651009	
2002	4.3	2GMXT04.3187	LEV1 LEV		D-665-20	U	S	WU-TWC,TWC	2	2WD		651593

YUKON

2001	4.8	1GMXA05.3184	LEV1 LEV		D-665-18	U	D	2TWC	2	ALL		640565
2001	4.8	1GMXA05.3184	LEV1 LEV		D-665-18	UL	D	2TWC	2	ALL	640003	
2001	4.8	1GMXA05.3184	LEV1 LEV		D-665-18	UR	D	2TWC	2	ALL	640003	
2002	4.8	2GMXA04.8184	LEV1 LEV		D-665-20	FL	D	2WU-TWC,2TWC	4	ALL	650010	
2002	4.8	2GMXA04.8184	LEV1 LEV		D-665-20	FR	D	2WU-TWC,2TWC	4	ALL	650010	
2002	4.8	2GMXA04.8184	LEV1 LEV		D-665-20	RL	D	2WU-TWC,2TWC	4	ALL	651009	
2002	4.8	2GMXA04.8184	LEV1 LEV		D-665-20	RR	D	2WU-TWC,2TWC	4	ALL	651009	
2002	4.8	2GMXA04.8184	LEV1 LEV		D-665-20	U	D	2WU-TWC,2TWC	4	ALL		651592
2003	4.8	3GMXT05.3184	LEV1 LEV		D-665-18	U	D	2TWC	2	ALL		640565
2003	4.8	3GMXT05.3184	LEV1 LEV		D-665-18	UL	D	2TWC	2	ALL	640003	
2003	4.8	3GMXT05.3184	LEV1 LEV		D-665-18	UR	D	2TWC	2	ALL	640003	

OBDII

Year	Liters	Engine Family	Certification Std.	Comments	Executive Order	Location	Exhaust Type	Converter Type	# Converters	Drive Type	Universal #	Direct Fit #
------	--------	---------------	--------------------	----------	-----------------	----------	--------------	----------------	--------------	------------	-------------	--------------

GMC

YUKON (Continued)

2000	5.3	YGMXA05.3184	LEV1 LEV		D-665-18	U	D	2TWC	2	ALL		640565
2000	5.3	YGMXA05.3184	LEV1 LEV		D-665-18	UL	D	2TWC	2	ALL	640003	
2000	5.3	YGMXA05.3184	LEV1 LEV		D-665-18	UR	D	2TWC	2	ALL	640003	
2001	5.3	1GMXA05.3184	LEV1 LEV		D-665-18	U	D	2TWC	2	ALL		640565
2001	5.3	1GMXA05.3184	LEV1 LEV		D-665-18	UL	D	2TWC	2	ALL	640003	
2001	5.3	1GMXA05.3184	LEV1 LEV		D-665-18	UR	D	2TWC	2	ALL	640003	
1996	5.7	TGM5.75PGFEK	TIER1		D-665-18	U	D	2TWC	2	ALL		640542
1996	5.7	TGM5.76PGFEK	TIER1		D-665-18	U	D	2TWC	2	ALL		640542
1996	5.7	TGM5.7JPG1EK	TIER1		D-665-18	U	D	2TWC	2	ALL		640542
1996	5.7	TGM5.75PGFEK	TIER1		D-665-18	UL	D	2TWC	2	ALL	640001	
1996	5.7	TGM5.76PGFEK	TIER1		D-665-18	UL	D	2TWC	2	ALL	640001	
1996	5.7	TGM5.7JPG1EK	TIER1		D-665-18	UL	D	2TWC	2	ALL	640001	
1996	5.7	TGM5.75PGFEK	TIER1		D-665-18	UR	D	2TWC	2	ALL	640001	
1996	5.7	TGM5.76PGFEK	TIER1		D-665-18	UR	D	2TWC	2	ALL	640001	
1996	5.7	TGM5.7JPG1EK	TIER1		D-665-18	UR	D	2TWC	2	ALL	640001	
1997	5.7	VGM5.7HPG1EK	TIER1		D-665-18	U	D	2TWC	2	ALL		640542
1997	5.7	VGM5.7JPG1EK	TIER1		D-665-18	U	D	2TWC	2	ALL		640542
1997	5.7	VGM5.7JPG1GK	TIER1		D-665-18	U	D	2TWC	2	ALL		640542
1997	5.7	VGM5.7HPG1EK	TIER1		D-665-18	UL	D	2TWC	2	ALL	640001	
1997	5.7	VGM5.7JPG1EK	TIER1		D-665-18	UL	D	2TWC	2	ALL	640001	
1997	5.7	VGM5.7JPG1GK	TIER1		D-665-18	UL	D	2TWC	2	ALL	640001	
1997	5.7	VGM5.7HPG1EK	TIER1		D-665-18	UR	D	2TWC	2	ALL	640001	
1997	5.7	VGM5.7JPG1EK	TIER1		D-665-18	UR	D	2TWC	2	ALL	640001	
1997	5.7	VGM5.7JPG1GK	TIER1		D-665-18	UR	D	2TWC	2	ALL	640001	
1998	5.7	WGMXA05.7185	LEV1 LEV		D-665-18	U	D	2TWC	2	ALL		640542
1998	5.7	WGMXA05.7186	LEV1 LEV		D-665-18	U	D	2TWC	2	ALL		640542
1998	5.7	WGMXA05.7185	LEV1 LEV		D-665-18	UL	D	2TWC	2	ALL	640001	
1998	5.7	WGMXA05.7186	LEV1 LEV		D-665-18	UL	D	2TWC	2	ALL	640001	
1998	5.7	WGMXA05.7185	LEV1 LEV		D-665-18	UR	D	2TWC	2	ALL	640001	
1998	5.7	WGMXA05.7186	LEV1 LEV		D-665-18	UR	D	2TWC	2	ALL	640001	
1999	5.7	XGMXA05.7185	LEV1 LEV		D-665-18	UL	D	2TWC	2	ALL	640001	
1999	5.7	XGMXA05.7186	LEV1 LEV		D-665-18	UL	D	2TWC	2	ALL	640001	
1999	5.7	XGMXA05.7187	TIER1		D-665-18	UL	D	2TWC	2	ALL	640001	
1999	5.7	XGMXA05.7185	LEV1 LEV		D-665-18	UR	D	2TWC	2	ALL	640001	
1999	5.7	XGMXA05.7186	LEV1 LEV		D-665-18	UR	D	2TWC	2	ALL	640001	
1999	5.7	XGMXA05.7187	TIER1		D-665-18	UR	D	2TWC	2	ALL	640001	
2000	5.7	YGMXT05.7188	TIER1		D-665-14	U	D	2TWC	2	2WD	865016	865518
2000	5.7	YGMXT05.7189	TIER1		D-665-18	U	D	2TWC	2	ALL	640003	865518
2000	5.7	YGMXT05.7188	TIER1		D-665-18	U	S	TWC	1	ALL	640001	
2000	5.7	YGMXA05.7185	LEV1 LEV		D-665-18	UL	D	2TWC	2	ALL	640001	
2000	5.7	YGMXA05.7194	LEV1 LEV		D-665-18	UL	D	2TWC	2	ALL	640001	
2000	5.7	YGMXA05.7185	LEV1 LEV		D-665-18	UR	D	2TWC	2	ALL	640001	
2000	5.7	YGMXA05.7194	LEV1 LEV		D-665-18	UR	D	2TWC	2	ALL	640001	
2001	6.0	1GMXA06.0194	LEV1 LEV		D-665-18	UL	D	2TWC	2	ALL	640004	640569
2001	6.0	1GMXA06.0194	LEV1 LEV		D-665-18	UR	D	2TWC	2	ALL	640004	640570
2002	6.0	2GMXA06.0194	LEV1 LEV		D-665-18	UL	D	2TWC	2	ALL	640003	640569
2002	6.0	2GMXA06.0194	LEV1 LEV		D-665-18	UR	D	2TWC	2	ALL	640003	640570
2003	6.0	3GMXT06.0187	LEV1 LEV		D-665-18	UL	D	2TWC	2	ALL	640003	
2003	6.0	3GMXT06.0187	LEV1 LEV		D-665-18	UR	D	2TWC	2	ALL	640003	

OBDII

Year	Liters	Engine Family	Certification Std.	Comments	Executive Order	Location	Exhaust Type	Converter Type	# Converters	Drive Type	Universal #	Direct Fit #
------	--------	---------------	--------------------	----------	-----------------	----------	--------------	----------------	--------------	------------	-------------	--------------

GMC

YUKON XL 1500

2000	5.3	YGMXA05.3184	LEV1 LEV		D-665-18	U D	2TWC	2 ALL			640565	
2000	5.3	YGMXA05.3184	LEV1 LEV		D-665-18	UL D	2TWC	2 ALL		640003		
2000	5.3	YGMXA05.3184	LEV1 LEV		D-665-18	UR D	2TWC	2 ALL		640003		
2001	5.3	1GMXA05.3184	LEV1 LEV		D-665-18	U D	2TWC	2 ALL			640565	
2001	5.3	1GMXA05.3184	LEV1 LEV		D-665-18	UL D	2TWC	2 ALL		640003		
2001	5.3	1GMXA05.3184	LEV1 LEV		D-665-18	UR D	2TWC	2 ALL		640003		
2000	5.7	YGMXT05.7189	TIER1		D-665-14	U D	2TWC	2 2WD		865018		
2001	6.0	1GMXA06.0194	LEV1 LEV		D-665-18	UL D	2TWC	2 ALL		640003		
2001	6.0	1GMXA06.0194	LEV1 LEV		D-665-18	UR D	2TWC	2 ALL		640003		
2002	6.0	2GMXA06.0194	LEV1 LEV		D-665-18	UL D	2TWC	2 ALL		640003		
2002	6.0	2GMXA06.0194	LEV1 LEV		D-665-18	UR D	2TWC	2 ALL		640003		
2003	6.0	3GMXT06.0187	LEV1 LEV		D-665-18	UL D	2TWC	2 ALL		640003		
2003	6.0	3GMXT06.0187	LEV1 LEV		D-665-18	UR D	2TWC	2 ALL		640003		
2006	6.0	6GMXT06.0394	LEV1 LEV		D-665-18	UL D	2TWC	2 ALL		640012		
2006	6.0	6GMXT06.0394	LEV1 LEV		D-665-18	UR D	2TWC	2 ALL		640012		

YUKON XL 2500

2000	6.0	YGMXT06.0192	TIER1		D-665-18	UL D	2TWC	2 ALL		640003		
2000	6.0	YGMXT06.0192	TIER1		D-665-18	UR D	2TWC	2 ALL		640003		
2001	6.0	1GMXA06.0188	LEV1 LEV		D-665-20	FL D	2WU-TWC,2TWC	4 ALL		650019		
2001	6.0	1GMXA06.0188	LEV1 LEV		D-665-20	FR D	2WU-TWC,2TWC	4 ALL		650019		
2001	6.0	1GMXA06.0188	LEV1 LEV		D-665-20	RL D	2WU-TWC,2TWC	4 ALL		651017		
2001	6.0	1GMXA06.0188	LEV1 LEV		D-665-20	RR D	2WU-TWC,2TWC	4 ALL		651017		
2001	6.0	1GMXA06.0194	LEV1 LEV		D-665-18	UL D	2TWC	2 ALL		640004		
2001	6.0	1GMXA06.0188	LEV1 LEV		D-665-20	UL D	2WU-TWC,2TWC	4 ALL			651600	
2001	6.0	1GMXA06.0194	LEV1 LEV		D-665-18	UR D	2TWC	2 ALL		640004	640570	
2001	6.0	1GMXA06.0188	LEV1 LEV		D-665-20	UR D	2WU-TWC,2TWC	4 ALL			651601	
2002	6.0	2GMXA06.0188	LEV1 LEV		D-665-20	FL D	2WU-TWC,2TWC	4 ALL		650019		
2002	6.0	2GMXA06.0188	LEV1 LEV		D-665-20	FR D	2WU-TWC,2TWC	4 ALL		650019		
2002	6.0	2GMXA06.0188	LEV1 LEV		D-665-20	RL D	2WU-TWC,2TWC	4 ALL		651017		
2002	6.0	2GMXA06.0188	LEV1 LEV		D-665-20	RR D	2WU-TWC,2TWC	4 ALL		651017		
2002	6.0	2GMXA06.0194	LEV1 LEV		D-665-18	UL D	2TWC	2 ALL		640003		
2002	6.0	2GMXA06.0188	LEV1 LEV		D-665-20	UL D	2WU-TWC,2TWC	4 ALL			651600	
2002	6.0	2GMXA06.0194	LEV1 LEV		D-665-18	UR D	2TWC	2 ALL		640003	640570	
2002	6.0	2GMXA06.0188	LEV1 LEV		D-665-20	UR D	2WU-TWC,2TWC	4 ALL			651601	
2003	6.0	3GMXA06.0188	LEV1 LEV		D-665-20	FL D	2WU-TWC,2TWC	4 ALL		650035		
2003	6.0	3GMXA06.0188	LEV1 LEV		D-665-20	FR D	2WU-TWC,2TWC	4 ALL		650035		
2003	6.0	3GMXA06.0188	LEV1 LEV		D-665-20	RL D	2WU-TWC,2TWC	4 ALL		651036		
2003	6.0	3GMXA06.0188	LEV1 LEV		D-665-20	RR D	2WU-TWC,2TWC	4 ALL		651036		
2003	6.0	3GMXT06.0187	LEV1 LEV		D-665-18	UL D	2TWC	2 ALL		640004		
2003	6.0	3GMXA06.0188	LEV1 LEV		D-665-20	UL D	2WU-TWC,2TWC	4 ALL			651600	
2003	6.0	3GMXT06.0187	LEV1 LEV		D-665-18	UR D	2TWC	2 ALL		640004		
2003	6.0	3GMXA06.0188	LEV1 LEV		D-665-20	UR D	2WU-TWC,2TWC	4 ALL			651601	
2004	6.0	4GMXT06.0188	LEV1 LEV		D-665-20	FL D	2WU-TWC,2TWC	4 ALL		650035		
2004	6.0	4GMXT06.0188	LEV1 LEV		D-665-20	FR D	2WU-TWC,2TWC	4 ALL		650035		
2004	6.0	4GMXT06.0188	LEV1 LEV		D-665-20	RL D	2WU-TWC,2TWC	4 ALL		651036		
2004	6.0	4GMXT06.0188	LEV1 LEV		D-665-20	RR D	2WU-TWC,2TWC	4 ALL		651036		
2004	6.0	4GMXT06.0188	LEV1 LEV		D-665-20	UL D	2WU-TWC,2TWC	4 ALL			651600	
2004	6.0	4GMXT06.0188	LEV1 LEV		D-665-20	UR D	2WU-TWC,2TWC	4 ALL			651601	
2005	6.0	5GMXT06.0188	LEV1 LEV		D-665-20	FL D	2WU-TWC,2TWC	4 ALL		650035		

OBDII

Year	Liters	Engine Family	Certification Std.	Comments	Executive Order	Location	Exhaust Type	Converter Type	# Converters	Drive Type	Universal #	Direct Fit #
------	--------	---------------	--------------------	----------	-----------------	----------	--------------	----------------	--------------	------------	-------------	--------------

GMC

YUKON XL 2500 (Continued)

2005	6.0	5GMXT06.0188	LEV1 LEV		D-665-20	FR	D	2WU-TWC,2TWC	4	ALL	650035	
2005	6.0	5GMXT06.0188	LEV1 LEV		D-665-20	RL	D	2WU-TWC,2TWC	4	ALL	651036	
2005	6.0	5GMXT06.0188	LEV1 LEV		D-665-20	RR	D	2WU-TWC,2TWC	4	ALL	651036	
2005	6.0	5GMXT06.0188	LEV1 LEV		D-665-20	UL	D	2WU-TWC,2TWC	4	ALL		651600
2005	6.0	5GMXT06.0188	LEV1 LEV		D-665-20	UR	D	2WU-TWC,2TWC	4	ALL		651601
2006	6.0	6GMXT06.0394	LEV1 LEV		D-665-18	UL	D	2TWC	2	ALL	640012	
2006	6.0	6GMXT06.0394	LEV1 LEV		D-665-18	UR	D	2TWC	2	ALL	640012	
2001	8.1	1GMXA08.1201	LEV1 LEV		D-665-20	FL	D	2WU-TWC,2TWC	4	ALL	650035	
2001	8.1	1GMXA08.1201	LEV1 LEV		D-665-20	FR	D	2WU-TWC,2TWC	4	ALL	650035	
2001	8.1	1GMXA08.1201	LEV1 LEV		D-665-20	RL	D	2WU-TWC,2TWC	4	ALL	651036	
2001	8.1	1GMXA08.1201	LEV1 LEV		D-665-20	RR	D	2WU-TWC,2TWC	4	ALL	651036	
2001	8.1	1GMXA08.1201	LEV1 LEV		D-665-20	UL	D	2WU-TWC,2TWC	4	ALL		651600
2001	8.1	1GMXA08.1201	LEV1 LEV		D-665-20	UR	D	2WU-TWC,2TWC	4	ALL		651639
2002	8.1	2GMXA08.1201	LEV1 LEV		D-665-20	FL	D	2WU-TWC,2TWC	4	ALL	650019	
2002	8.1	2GMXA08.1201	LEV1 LEV		D-665-20	FR	D	2WU-TWC,2TWC	4	ALL	650019	
2002	8.1	2GMXA08.1201	LEV1 LEV		D-665-20	RL	D	2WU-TWC,2TWC	4	ALL	651017	
2002	8.1	2GMXA08.1201	LEV1 LEV		D-665-20	RR	D	2WU-TWC,2TWC	4	ALL	651017	
2002	8.1	2GMXA08.1201	LEV1 LEV		D-665-20	UL	D	2WU-TWC,2TWC	4	ALL		651600
2002	8.1	2GMXA08.1201	LEV1 LEV		D-665-20	UR	D	2WU-TWC,2TWC	4	ALL		651639
2003	8.1	3GMXA08.1201	LEV1 LEV		D-665-20	FL	D	2WU-TWC,2TWC	4	ALL	650035	
2003	8.1	3GMXA08.1201	LEV1 LEV		D-665-20	FR	D	2WU-TWC,2TWC	4	ALL	650035	
2003	8.1	3GMXA08.1201	LEV1 LEV		D-665-20	RL	D	2WU-TWC,2TWC	4	ALL	651036	
2003	8.1	3GMXA08.1201	LEV1 LEV		D-665-20	RR	D	2WU-TWC,2TWC	4	ALL	651036	
2003	8.1	3GMXA08.1201	LEV1 LEV		D-665-20	UL	D	2WU-TWC,2TWC	4	ALL		651600
2003	8.1	3GMXA08.1201	LEV1 LEV		D-665-20	UR	D	2WU-TWC,2TWC	4	ALL		651639
2004	8.1	4GMXT08.1201	LEV1 LEV		D-665-20	FL	D	2WU-TWC,2TWC	4	2WD	650035	
2004	8.1	4GMXT08.1201	LEV1 LEV		D-665-20	FR	D	2WU-TWC,2TWC	4	2WD	650035	
2004	8.1	4GMXT08.1201	LEV1 LEV		D-665-20	RL	D	2WU-TWC,2TWC	4	2WD	651036	
2004	8.1	4GMXT08.1201	LEV1 LEV		D-665-20	RR	D	2WU-TWC,2TWC	4	2WD	651036	
2004	8.1	4GMXT08.1201	LEV1 LEV		D-665-20	UL	D	2WU-TWC,2TWC	4	2WD		651600
2004	8.1	4GMXT08.1201	LEV1 LEV		D-665-20	UR	D	2WU-TWC,2TWC	4	2WD		651639
2005	8.1	5GMXT08.1201	LEV1 LEV		D-665-20	FL	D	2WU-TWC,2TWC	4	4WD	650035	
2005	8.1	5GMXT08.1201	LEV1 LEV		D-665-20	FR	D	2WU-TWC,2TWC	4	4WD	650035	
2005	8.1	5GMXT08.1201	LEV1 LEV		D-665-20	RL	D	2WU-TWC,2TWC	4	4WD	651036	
2005	8.1	5GMXT08.1201	LEV1 LEV		D-665-20	RR	D	2WU-TWC,2TWC	4	4WD	651036	
2005	8.1	5GMXT08.1201	LEV1 LEV		D-665-20	UL	D	2WU-TWC,2TWC	4	4WD		651600
2005	8.1	5GMXT08.1201	LEV1 LEV		D-665-20	UR	D	2WU-TWC,2TWC	4	4WD		651639
2006	8.1	6GMXT08.1201	LEV1 LEV		D-665-18	UL	D	2TWC	2	ALL	640013	
2006	8.1	6GMXT08.1201	LEV1 LEV		D-665-18	UR	D	2TWC	2	ALL	640013	

HONDA

ACCORD

1997	2.2	VHN2.2VJGKEK	TIER1		D-665-17	U	S	TWC	1	ALL		630535
1997	2.2	VHN2.2VJGKFK	TIER1		D-665-17	U	S	TWC	1	ALL		630535
1998	2.3	WHNXV02.3PA3	LEV1 LEV		D-665-17	U	S	TWC	1	ALL	630008	
1998	2.3	WHNXV02.3PL2	TLEV		D-665-17	U	S	TWC	1	ALL	630008	
1999	2.3	XHNXV02.3PA3	LEV1 LEV		D-665-17	U	S	TWC	1	ALL	630008	
1999	2.3	XHNXV02.3PL2	TLEV		D-665-17	U	S	TWC	1	ALL	630008	
2000	2.3	YHNXV02.3PA3	LEV1 LEV		D-665-17	U	S	TWC	1	ALL	630008	
2000	2.3	YHNXV02.3PF2	LEV1 LEV		D-665-17	U	S	TWC	1	ALL	630021	

OBDII

Year	Liters	Engine Family	Certification Std.	Comments	Executive Order	Location	Exhaust Type	Converter Type	# Converters	Drive Type	Universal #	Direct Fit #
------	--------	---------------	--------------------	----------	-----------------	----------	--------------	----------------	--------------	------------	-------------	--------------

HONDA

ACCORD (Continued)

2000	2.3	YHNXV02.3PF3	LEV1 LEV		D-665-17	U S	TWC		1 ALL	630008	
2001	2.3	1HNXV02.3VH2	LEV1 LEV		D-665-17	U S	TWC		1 ALL	630008	
2002	2.3	2HNXV02.3PNP	LEV1 LEV		D-665-17	U S	TWC		1 ALL	630008	
2002	2.3	2HNXV02.3RDA	LEV1 LEV		D-665-17	U S	TWC		1 ALL	630008	
1996	2.7	THN2.7VJG1EK	TIER1		D-665-17	U S	TWC		1 ALL		630529
1997	2.7	VHN2.7VJG1EK	TIER1		D-665-17	U S	TWC		1 ALL		630529
1998	3.0	WHNXV03.0FL2	TLEV		D-665-17	U S	TWC		1 ALL	630008	630549
1999	3.0	XHNXV03.0FL2	TLEV		D-665-17	U S	TWC		1 ALL	630008	630549
2000	3.0	YHNXV03.0FA3	LEV1 LEV		D-665-17	U S	TWC		1 ALL	630008	630549
2001	3.0	1HNXV03.0M5U	LEV1 LEV		D-665-17	U S	TWC		1 ALL	630008	630549
2002	3.0	2HNXV03.0WYC	LEV1 LEV		D-665-17	U S	TWC		1 ALL	630008	

CIVIC

1996	1.6	THN1.6VJG2EK	TLEV		D-665-8	F S	TWC		1 ALL		840301
1996	1.6	THN1.6VJG3EK	LEV1 LEV		D-665-8	F S	TWC		1 ALL		840301
1996	1.6	THN1.6VJGK GK	TIER1		D-665-8	F S	TWC		1 ALL		840301
1996	1.6	THN1.6VJGKEK	TIER1		D-665-17	U S	TWC		1 ALL		630535
1997	1.6	VHN1.6VJG2EK	TLEV		D-665-8	F S	TWC		1 ALL		840301
1997	1.6	VHN1.6VJG3EK	LEV1 LEV		D-665-8	F S	TWC		1 ALL		840301
1997	1.6	VHN1.6VJGK GK	TIER1		D-665-8	F S	TWC		1 ALL		840301
1997	1.6	VHN1.6VJGKEK	TIER1		D-665-17	U S	TWC		1 ALL		630535
1998	1.6	WHNXV01.6CA3	LEV1 LEV		D-665-8	F S	TWC		1 ALL		840301
1998	1.6	WHNXV01.6JL2	TLEV		D-665-8	F S	TWC		1 ALL		840301
1998	1.6	WHNXV01.6TA1	TIER1		D-665-17	U S	TWC		1 ALL		630535
1999	1.6	XHNXV01.6CA3	LEV1 LEV		D-665-8	F S	TWC		1 ALL		840301
1999	1.6	XHNXV01.6JL2	TLEV		D-665-8	F S	TWC		1 ALL		840301
1999	1.6	XHNXV01.6TA3	TLEV		D-665-17	U S	TWC		1 ALL	630021	630554
1999	1.6	XHNXV01.6VA2	TLEV		D-665-17	U S	TWC		1 ALL	630021	630554
2000	1.6	YHNXV01.6CA3	LEV1 LEV		D-665-8	F S	TWC		1 ALL		840301
2000	1.6	YHNXV01.6JL2	TLEV		D-665-8	F S	TWC		1 ALL		840301
2000	1.6	YHNXV01.6TA3	LEV1 LEV		D-665-17	U S	TWC		1 ALL		630554
2000	1.6	YHNXV01.6VA2	TLEV		D-665-17	U S	TWC		1 ALL		630554
2001	1.7	1HNXV01.7YJ9	LEV1 ULEV		D-665-4	F S	TWC		1 ALL		670001
2002	1.7	2HNXV01.7TA5	LEV1 ULEV		D-665-4	F S	TWC		1 ALL		670001
2003	1.7	3HNXV01.7WA5	LEV1 ULEV		D-665-4	F S	TWC		1 ALL		670001
2004	1.7	4HNXV01.7WA6	LEV1 ULEV		D-665-4	F S	TWC		1 ALL		670001
2005	1.7	5HNXV01.7MA6	LEV1 ULEV		D-665-4	F S	TWC		1 ALL		670001

CIVIC DEL SOL

1996	1.6	THN1.6VJG3EK	LEV1 LEV		D-665-8	F S	TWC		1 ALL		840301
1996	1.6	THN1.6VJGK GK	TIER1		D-665-8	F S	TWC		1 ALL		840301
1997	1.6	VHN1.6VJG3EK	LEV1 LEV		D-665-8	F S	TWC		1 ALL		840301
1997	1.6	VHN1.6VJGK GK	TIER1		D-665-8	F S	TWC		1 ALL		840301

CR-V

1997	2.0	VHN2.01J62EK	TLEV		D-665-17	U S	TWC		1 ALL		630588
1998	2.0	WHNXT02.0UL2	TLEV		D-665-17	U S	TWC		1 2WD		630588
1999	2.0	XHNXT02.0UA2	LEV1 LEV		D-665-17	U S	TWC		1 2WD		630588
2000	2.0	YHNXT02.0UA2	LEV1 LEV		D-665-17	U S	TWC		1 2WD		630588
2001	2.0	1HNXT02.0P3E	TLEV		D-665-17	U S	TWC		1 ALL		630588

OBDII

Year	Liters	Engine Family	Certification Std.	Comments	Executive Order	Location	Exhaust Type	Converter Type	# Converters	Drive Type	Universal #	Direct Fit #
------	--------	---------------	--------------------	----------	-----------------	----------	--------------	----------------	--------------	------------	-------------	--------------

HONDA

ODYSSEY

1998	2.3	WHNXV02.3BA1	TIER1		D-665-17	U	S	TWC	1	ALL		630535
1999	3.5	XHNXT03.5EA3	LEV1 LEV		D-665-18	U	S	TWC	1	ALL		640531
2000	3.5	YHNXT03.5EA3	LEV1 LEV		D-665-18	U	S	TWC	1	ALL		640531
2001	3.5	1HNXT03.5DH2	LEV1 LEV		D-665-18	U	S	TWC	1	ALL		640531
2002	3.5	2HNXT03.51AP	LEV1 LEV		D-665-18	U	S	TWC	1	ALL		640531
2003	3.5	3HNXT03.5ZAP	LEV1 LEV		D-665-18	U	S	TWC	1	ALL		640531

PASSPORT

1996	3.2	TSZ3.22JGKEK	TIER1		D-665-18	U	S	TWC	1	ALL	640012	
1996	3.2	TSZ3.22JGK GK	TLEV		D-665-18	UL	D	2TWC	2	ALL	640011	
1996	3.2	TSZ3.22JGK GK	TLEV		D-665-18	UR	D	2TWC	2	ALL	640011	
1997	3.2	VSZ3.22JGKFK	TIER1		D-665-18	U	S	TWC	1	ALL	640012	
1997	3.2	VSZ3.22JGK GK	TLEV		D-665-18	UL	D	2TWC	2	ALL	640011	
1997	3.2	VSZ3.22JGK GK	TLEV		D-665-18	UR	D	2TWC	2	ALL	640011	
1999	3.2	XSZXT03.22JK	TLEV		D-665-18	UL	D	2TWC	2	ALL	640011	
1999	3.2	XSZXT03.22JK	TLEV		D-665-18	UR	D	2TWC	2	ALL	640011	
2002	3.2	2SZXT03.52KK	TLEV		D-665-18	UL	D	2TWC	2	ALL	640011	
2002	3.2	2SZXT03.52MK	TLEV		D-665-18	UL	D	2TWC	2	ALL	640011	
2002	3.2	2SZXT03.52KK	TLEV		D-665-18	UR	D	2TWC	2	ALL	640011	
2002	3.2	2SZXT03.52MK	TLEV		D-665-18	UR	D	2TWC	2	ALL	640011	

PILOT

2003	3.5	3HNXT03.5DAP	TIER1		D-665-18	U	S	TWC	1	ALL	640019	
------	-----	--------------	-------	--	----------	---	---	-----	---	-----	--------	--

PRELUDE

1997	2.2	VHN2.2VJG1EK	TIER1		D-665-17	U	S	TWC	1	ALL		630552
1998	2.2	WHNXV02.2SA1	TIER1		D-665-17	U	S	TWC	1	ALL		630552
1999	2.2	XHNXV02.2SA1	TIER1		D-665-17	U	S	TWC	1	ALL		630552
2000	2.2	YHNXV02.2SA1	TIER1		D-665-17	U	S	TWC	1	ALL		630552
2001	2.2	1HNXV02.2E14	TIER1		D-665-17	U	S	TWC	1	ALL		630552

S2000

2004	2.2	4HNXV02.2PJE	LEV1 LEV		D-665-17	U	S	TWC	1	ALL	630020	
2005	2.2	5HNXV02.2DJE	LEV1 LEV		D-665-17	U	S	TWC	1	ALL	630020	

HUMMER

H2

2003	6.0	3GMXT06.0194	LEV1 LEV		D-665-18	UL	D	2TWC	2	ALL		640573
2003	6.0	3GMXT06.0194	LEV1 LEV		D-665-18	UR	D	2TWC	2	ALL	640003	640574
2004	6.0	4GMXT06.0194	LEV1 LEV		D-665-18	UL	D	2TWC	2	ALL	640012	
2004	6.0	4GMXT06.0194	LEV1 LEV		D-665-18	UR	D	2TWC	2	ALL	640012	
2005	6.0	5GMXT06.0194	LEV1 LEV		D-665-18	UL	D	2TWC	2	ALL	640012	
2005	6.0	5GMXT06.0194	LEV1 LEV		D-665-18	UR	D	2TWC	2	ALL	640012	
2006	6.0	6GMXT06.0394	LEV1 LEV		D-665-18	UL	D	2TWC	2	ALL	640013	
2006	6.0	6GMXT06.0394	LEV1 LEV		D-665-18	UR	D	2TWC	2	ALL	640013	

HYUNDAI

ACCENT

1996	1.5	THY1.5VJG1FK	TIER1		D-665-17	U	S	TWC	1	ALL	630015	630523
1997	1.5	VHY1.5VJG1EK	TIER1		D-665-17	U	S	TWC	1	ALL	630015	630523
1998	1.5	WHYXV01.52GM	TLEV		D-665-17	U	S	TWC	1	ALL	630015	
1999	1.5	XHYXV01.52XC	TLEV		D-665-17	U	S	TWC	1	ALL	630015	630563
2000	1.5	YHYXV01.5G3S	LEV1 LEV		D-665-17	U	S	TWC	1	ALL	630015	630576
2001	1.5	1HYXV01.5A3S	LEV1 LEV		D-665-17	U	S	TWC	1	ALL	630015	630576

Year	Liters	Engine Family	Certification Std.	Comments	Executive Order	Location	Exhaust Type	Converter Type	# Converters	Drive Type	Universal #	Direct Fit #
------	--------	---------------	--------------------	----------	-----------------	----------	--------------	----------------	--------------	------------	-------------	--------------

HYUNDAI

ACCENT (Continued)

2002	1.5	2HYXV01.5ALS	LEV1 LEV		D-665-17	U S	TWC		1 ALL	630015	630576
2003	1.5	3HYXV01.5ALS	LEV1 LEV		D-665-17	U S	TWC		1 ALL	630015	630576
2001	1.6	1HYXV01.6B3S	LEV1 LEV		D-665-17	F S	TWC		1 ALL	630015	630575
2002	1.6	2HYXV01.6BLS	LEV1 LEV		D-665-17	F S	TWC		1 ALL	630015	630575
2003	1.6	3HYXV01.6BLS	LEV1 LEV		D-665-17	F S	TWC		1 ALL	630015	630575
2004	1.6	4HYXV01.6BL9	LEV1 LEV		D-665-17	F S	TWC		1 ALL	630015	630575
2005	1.6	5HYXV01.6BL9	LEV1 LEV		D-665-17	F S	TWC		1 ALL	630015	630575

ELANTRA

1996	1.8	THY1.8VJG1FK	TIER1		D-665-17	U S	TWC		1 ALL	630015	630523
1997	1.8	VHY1.8VJG1EK	TIER1		D-665-17	U S	TWC		1 ALL	630015	630523
1998	1.8	WHYXV01.82GM	TLEV		D-665-17	U S	TWC		1 ALL	630015	

SONATA

1996	2.0	THY2.0VJG1FK	TIER1		D-665-17	U S	TWC		1 ALL	630015	
1996	3.0	THY3.0V8G1FK	TIER1		D-665-17	U S	TWC		1 ALL	630015	
1997	3.0	VHY3.0V8G1EK	TIER1		D-665-17	U S	TWC		1 ALL	630015	
1998	3.0	WHYXV03.01UM	TIER1		D-665-17	U S	TWC		1 ALL	630015	

TIBURON

1997	1.8	VHY1.8VJG1EK	TIER1		D-665-17	U S	TWC		1 ALL	630015	
1997	2.0	VHY2.0VJG2FK	TLEV		D-665-17	U S	TWC		1 ALL	630015	
1998	2.0	WHYXV02.02GM	TLEV		D-665-17	U S	TWC		1 ALL	630015	

INFINITI

FX35

2003	3.5	3NSXT03.5C7B	LEV1 LEV		D-665-20	FL D	2TWC(2)		4 ALL	650032	
2003	3.5	3NSXT03.5C7B	LEV1 LEV		D-665-20	FR D	2TWC(2)		4 ALL	650005	
2003	3.5	3NSXT03.5C7B	LEV1 LEV		D-665-20	RL D	2TWC(2)		4 ALL	651005	
2003	3.5	3NSXT03.5C7B	LEV1 LEV		D-665-20	RR D	2TWC(2)		4 ALL	651034	
2003	3.5	3NSXT03.5C7B	LEV1 LEV		D-665-20	U D	2TWC(2)		4 ALL		651670
2004	3.5	4NSXT03.5N7B	LEV1 LEV		D-665-20	FL D	2TWC(2)		4 ALL	650005	
2004	3.5	4NSXT03.5N7B	LEV1 LEV		D-665-20	FR D	2TWC(2)		4 ALL	650005	
2004	3.5	4NSXT03.5N7B	LEV1 LEV		D-665-20	RL D	2TWC(2)		4 ALL	651005	
2004	3.5	4NSXT03.5N7B	LEV1 LEV		D-665-20	RR D	2TWC(2)		4 ALL	651005	
2004	3.5	4NSXT03.5N7B	LEV1 LEV		D-665-20	UL D	2TWC(2)		4 ALL		651670
2004	3.5	4NSXT03.5N7B	LEV1 LEV		D-665-20	UR D	2TWC(2)		4 ALL		651661

G20

1999	2.0	XNSXV02.0A2A	TIER1		D-665-17	U S	TWC		1 ALL	630007	
------	-----	--------------	-------	--	----------	-----	-----	--	-------	--------	--

QX4

2001	3.5	1NSXT03.5C7A	LEV1 LEV		D-665-20	F D	2TWC(2)		4 ALL		650519
2001	3.5	1NSXT03.5C7A	LEV1 LEV		D-665-20	FL D	2TWC(2)		4 ALL	650038	
2001	3.5	1NSXT03.5C7A	LEV1 LEV		D-665-20	FR D	2TWC(2)		4 ALL	650040	
2001	3.5	1NSXT03.5C7A	LEV1 LEV		D-665-20	RL D	2TWC(2)		4 ALL	651033	
2001	3.5	1NSXT03.5C7A	LEV1 LEV		D-665-20	RR D	2TWC(2)		4 ALL	651033	
2002	3.5	2NSXT03.5C7A	LEV1 LEV		D-665-20	F D	2TWC(2)		4 ALL		650519
2002	3.5	2NSXT03.5C7A	LEV1 LEV		D-665-20	FL D	2TWC(2)		4 ALL	650038	
2002	3.5	2NSXT03.5C7A	LEV1 LEV		D-665-20	FR D	2TWC(2)		4 ALL	650040	
2002	3.5	2NSXT03.5C7A	LEV1 LEV		D-665-20	RL D	2TWC(2)		4 ALL	651033	
2002	3.5	2NSXT03.5C7A	LEV1 LEV		D-665-20	RR D	2TWC(2)		4 ALL	651033	
2003	3.5	3NSXT03.5C7A	LEV1 LEV		D-665-18	FL D	2TWC		2 ALL	640010	
2003	3.5	3NSXT03.5C7A	LEV1 LEV		D-665-18	FR D	2TWC		2 ALL	640010	

OBDII

Year	Liters	Engine Family	Certification Std.	Comments	Executive Order	Location	Exhaust Type	Converter Type	# Converters	Drive Type	Universal #	Direct Fit #
------	--------	---------------	--------------------	----------	-----------------	----------	--------------	----------------	--------------	------------	-------------	--------------

ISUZU

AMIGO

1998	2.2	WSZXT02.21HK	TLEV		D-665-17	U	S	TWC	1	2WD	630016	630560
1998	2.2	WSZXT02.22HK	TLEV		D-665-18	U	S	TWC	1	ALL	640011	
1999	2.2	XSZXT02.21HK	TLEV		D-665-17	U	S	TWC	1	2WD	630016	630560
1999	2.2	XSZXT02.22HK	TLEV		D-665-18	U	S	TWC	1	ALL	640011	
2000	2.2	YSZXT02.22HK	TLEV		D-665-18	UL	D	2TWC	2	ALL	640011	
2000	2.2	YSZXT02.22HK	TLEV		D-665-18	UR	D	2TWC	2	ALL	640011	
1998	3.2	WSZXT03.52GK	TLEV		D-665-18	UL	D	2TWC	2	ALL	640011	
1998	3.2	WSZXT03.52GK	TLEV		D-665-18	UR	D	2TWC	2	ALL	640011	
1999	3.2	XSZXT03.22JK	LEV1 LEV		D-665-18	UL	D	2TWC	2	ALL	640011	
1999	3.2	XSZXT03.52GK	TLEV		D-665-18	UL	D	2TWC	2	ALL	640011	
1999	3.2	XSZXT03.22JK	LEV1 LEV		D-665-18	UR	D	2TWC	2	ALL	640011	
1999	3.2	XSZXT03.52GK	TLEV		D-665-18	UR	D	2TWC	2	ALL	640011	

ASCENDER

2003	4.2	3GMXA04.2187	LEV1 LEV		D-665-7	U	S	TWC	1	ALL	865004	865523
2003	4.2	3GMXT04.2185	LEV1 LEV		D-665-18	U	S	TWC	1	ALL	640003	
2003	5.3	3GMXT05.3183	LEV1 LEV		D-665-18	UL	D	2TWC	2	ALL	640003	
2003	5.3	3GMXT05.3183	LEV1 LEV		D-665-18	UR	D	2TWC	2	ALL	640003	

AXIOM

2002	3.5	2SZXT03.52KK	LEV1 LEV		D-665-18	UL	D	2TWC	2	ALL	640011	
2002	3.5	2SZXT03.52MK	LEV1 LEV		D-665-18	UL	D	2TWC	2	ALL	640011	
2002	3.5	2SZXT03.52KK	LEV1 LEV		D-665-18	UR	D	2TWC	2	ALL	640011	
2002	3.5	2SZXT03.52MK	LEV1 LEV		D-665-18	UR	D	2TWC	2	ALL	640011	
2003	3.5	3SZXT03.52MK	LEV1 LEV		D-665-18	UL	D	2TWC	2	ALL	640011	
2003	3.5	3SZXT03.52MK	LEV1 LEV		D-665-18	UR	D	2TWC	2	ALL	640011	

HOMBRE

1996	2.2	TGM2.218GF EK	TIER1		D-665-12	U	S	TWC	1	ALL	850612	850655
1997	2.2	VGM2.218G1EK	TIER1		D-665-12	U	S	TWC	1	ALL	850612	850655
1998	2.2	WGMXT02.2122	TIER1		D-665-12	U	S	TWC	1	ALL	850612	850655
1998	2.2	WGMXT02.2124	TLEV		D-665-17	U	S	TWC	1	2WD	630002	630604
1999	2.2	XGMXT02.2122	TLEV		D-665-12	U	S	TWC	1	ALL	850612	850655
2000	2.2	YGMXT02.2122	LEV1 LEV		D-665-12	U	S	TWC	1	ALL	850612	850655
2000	2.2	YGMXX02.2023	TLEV		D-665-12	U	S	TWC	1	ALL	850612	850655
1997	4.3	VGM4.31PG1EK	TIER1		D-665-12	U	S	TWC	1	ALL	850619	850667
1998	4.3	WGMXT04.3185	TLEV		D-665-20	F	S	WU-TWC,TWC	2	2WD	650010	
1998	4.3	WGMXT04.3185	TLEV		D-665-20	R	S	WU-TWC,TWC	2	2WD	651009	651589
1998	4.3	WGMXT04.3185	TLEV	w/ 21" UNIT	D-665-20	R	S	WU-TWC,TWC	2	2WD	651009	651589
1998	4.3	WGMXT04.3184	TIER1		D-665-18	U	S	TWC	1	ALL	640003	
1999	4.3	XGMXT04.3184	TLEV		D-665-20	F	S	WU-TWC,TWC	2	2WD	650010	
1999	4.3	XGMXT04.3185	LEV1 LEV		D-665-20	F	S	WU-TWC,TWC	2	2WD	650010	
1999	4.3	XGMXT04.3184	TLEV		D-665-20	R	S	WU-TWC,TWC	2	2WD	651009	651589
1999	4.3	XGMXT04.3185	LEV1 LEV		D-665-20	R	S	WU-TWC,TWC	2	2WD	651009	651589
1999	4.3	XGMXT04.3184	TLEV	w/ 21" UNIT	D-665-20	R	S	WU-TWC,TWC	2	2WD	651009	651589
1999	4.3	XGMXT04.3185	LEV1 LEV	w/ 21" UNIT	D-665-20	R	S	WU-TWC,TWC	2	2WD	651009	651589
1999	4.3	XGMXT04.3184	TLEV	w/ 25" UNIT	D-665-20	R	S	WU-TWC,TWC	2	4WD	651009	651589
1999	4.3	XGMXT04.3185	LEV1 LEV	w/ 25" UNIT	D-665-20	R	S	WU-TWC,TWC	2	4WD	651009	651589
2000	4.3	YGMXT04.3188	LEV1 LEV		D-665-20	F	S	WU-TWC,TWC	2	2WD	650033	
2000	4.3	YGMXT04.3188	LEV1 LEV		D-665-20	R	S	WU-TWC,TWC	2	2WD	651035	
2000	4.3	YGMXT04.3188	LEV1 LEV		D-665-20	U	S	WU-TWC,TWC	2	2WD		651620

OBDII

Year *Liters* *Engine Family* *Certification Std.* *Comments* *Executive Order* *Location* *Exhaust Type* *Converter Type* *# Converters* *Drive Type* *Universal #* *Direct Fit #*

ISUZU

OASIS

1999	2.3	XHNV02.3BA1	TIER1		D-665-17	U	S	TWC	1	ALL	630008	
------	-----	-------------	-------	--	----------	---	---	-----	---	-----	--------	--

RODEO

2000	2.2	YSZXT02.22HK	TLEV		D-665-18	UL	D	2TWC	2	ALL	640011	
2000	2.2	YSZXT02.22HK	TLEV		D-665-18	UR	D	2TWC	2	ALL	640011	
1997	2.6	VSZ2.628GKFK	TIER1		D-665-18	U	S	TWC	1	ALL	640012	
1996	3.2	TSZ3.22JGKEK	TIER1		D-665-18	U	S	TWC	1	ALL	640012	
1996	3.2	TSZ3.22JGKFK	TIER1		D-665-18	U	S	TWC	1	ALL	640012	
1996	3.2	TSZ3.22JGKFK	TLEV		D-665-18	UL	D	2TWC	2	ALL	640011	
1996	3.2	TSZ3.22JGKFK	TLEV		D-665-18	UR	D	2TWC	2	ALL	640011	
1997	3.2	VSZ3.22JGKFK	TIER1		D-665-18	U	S	TWC	1	ALL	640012	
1997	3.2	VSZ3.22JGKFK	TLEV		D-665-18	UL	D	2TWC	2	ALL	640011	
1997	3.2	VSZ3.22JGKFK	TLEV		D-665-18	UR	D	2TWC	2	ALL	640011	
2001	3.2	1SZXT03.22KK	LEV1 LEV		D-665-18	UL	D	2TWC	2	ALL	640011	
2001	3.2	1SZXT03.22KK	LEV1 LEV		D-665-18	UR	D	2TWC	2	ALL	640011	
2002	3.2	2SZXT03.52KK	LEV1 LEV		D-665-18	UL	D	2TWC	2	ALL	640011	
2002	3.2	2SZXT03.52MK	LEV1 LEV		D-665-18	UL	D	2TWC	2	ALL	640011	
2002	3.2	2SZXT03.52KK	LEV1 LEV		D-665-18	UR	D	2TWC	2	ALL	640011	
2002	3.2	2SZXT03.52MK	LEV1 LEV		D-665-18	UR	D	2TWC	2	ALL	640011	
2003	3.2	3SZXT03.52MK	LEV1 LEV		D-665-18	UL	D	2TWC	2	ALL	640011	
2003	3.2	3SZXT03.52MK	LEV1 LEV		D-665-18	UR	D	2TWC	2	ALL	640011	

RODEO SPORT

2001	3.2	1SZXT03.22KK	LEV1 LEV		D-665-18	UL	D	2TWC	2	ALL	640011	
2001	3.2	1SZXT03.22KK	LEV1 LEV		D-665-18	UR	D	2TWC	2	ALL	640011	
2002	3.2	2SZXT03.52KK	LEV1 LEV		D-665-18	UL	D	2TWC	2	ALL	640011	
2002	3.2	2SZXT03.52MK	LEV1 LEV		D-665-18	UL	D	2TWC	2	ALL	640011	
2002	3.2	2SZXT03.52KK	LEV1 LEV		D-665-18	UR	D	2TWC	2	ALL	640011	
2002	3.2	2SZXT03.52MK	LEV1 LEV		D-665-18	UR	D	2TWC	2	ALL	640011	
2003	3.2	3SZXT03.52MK	LEV1 LEV		D-665-18	UL	D	2TWC	2	ALL	640011	
2003	3.2	3SZXT03.52MK	LEV1 LEV		D-665-18	UR	D	2TWC	2	ALL	640011	

TROOPER

1996	3.2	TSZ3.22JGKFK	TLEV		D-665-18	UL	D	2TWC	2	ALL	640012	
1996	3.2	TSZ3.22JGKFK	TLEV		D-665-18	UR	D	2TWC	2	ALL	640012	
1997	3.2	VSZ3.22JGKFK	TIER1		D-665-18	U	S	TWC	1	ALL	640012	
1997	3.2	VSZ3.22JGKEK	TIER1		D-665-18	UL	D	2TWC	2	ALL	640011	
1997	3.2	VSZ3.22JGKEK	TIER1		D-665-18	UR	D	2TWC	2	ALL	640011	
1998	3.5	WSZXT03.52FK	TIER1		D-665-18	U	S	TWC	1	ALL	640012	
1998	3.5	WSZXT03.52GK	TLEV		D-665-18	UL	D	2TWC	2	ALL	640011	
1998	3.5	WSZXT03.52GK	TLEV		D-665-18	UR	D	2TWC	2	ALL	640011	
1999	3.5	XSZXT03.52GK	TLEV		D-665-18	UL	D	2TWC	2	ALL	640011	
1999	3.5	XSZXT03.52GK	TLEV		D-665-18	UR	D	2TWC	2	ALL	640011	
2000	3.5	YSZXT03.52GK	TLEV		D-665-18	UL	D	2TWC	2	ALL	640011	
2000	3.5	YSZXT03.52JK	LEV1 LEV		D-665-18	UL	D	2TWC	2	ALL	640011	
2000	3.5	YSZXT03.52GK	TLEV		D-665-18	UR	D	2TWC	2	ALL	640011	
2000	3.5	YSZXT03.52JK	LEV1 LEV		D-665-18	UR	D	2TWC	2	ALL	640011	
2001	3.5	1SZXT03.52JK	LEV1 LEV		D-665-18	UL	D	2TWC	2	ALL	640011	
2001	3.5	1SZXT03.52JK	LEV1 LEV		D-665-18	UR	D	2TWC	2	ALL	640011	
2002	3.5	2SZXT03.52JK	LEV1 LEV		D-665-18	UL	D	2TWC	2	ALL	640011	
2002	3.5	2SZXT03.52JK	LEV1 LEV		D-665-18	UR	D	2TWC	2	ALL	640011	

Year	Liters	Engine Family	Certification Std.	Comments	Executive Order	Location	Exhaust Type	Converter Type	# Converters	Drive Type	Universal #	Direct Fit #
------	--------	---------------	--------------------	----------	-----------------	----------	--------------	----------------	--------------	------------	-------------	--------------

**ISUZU
VEHICROSS**

2000	3.5	YSZXT03.52GK	TLEV		D-665-18	UL	D	2TWC	2	ALL	640011	
2000	3.5	YSZXT03.52JK	LEV1 LEV		D-665-18	UL	D	2TWC	2	ALL	640011	
2000	3.5	YSZXT03.52GK	TLEV		D-665-18	UR	D	2TWC	2	ALL	640011	
2000	3.5	YSZXT03.52JK	LEV1 LEV		D-665-18	UR	D	2TWC	2	ALL	640011	
2001	3.5	1SZXT03.52GK	TLEV		D-665-18	UL	D	2TWC	2	ALL	640011	
2001	3.5	1SZXT03.52JK	LEV1 LEV		D-665-18	UL	D	2TWC	2	ALL	640011	
2001	3.5	1SZXT03.52GK	TLEV		D-665-18	UR	D	2TWC	2	ALL	640011	
2001	3.5	1SZXT03.52JK	LEV1 LEV		D-665-18	UR	D	2TWC	2	ALL	640011	

**JAGUAR
S-TYPE**

2001	3.0	1JCXV03.0CN6	LEV1 LEV		D-665-17	UL	D	2TWC	2	ALL	630015	
2001	3.0	1JCXV03.0CNF	TLEV		D-665-17	UL	D	2TWC	2	ALL	630015	
2001	3.0	1JCXV03.0CN6	LEV1 LEV		D-665-17	UR	D	2TWC	2	ALL	630015	
2001	3.0	1JCXV03.0CNF	TLEV		D-665-17	UR	D	2TWC	2	ALL	630015	
2002	3.0	2JCXV03.0CN6	LEV1 LEV		D-665-17	UL	D	2TWC	2	ALL	630015	
2002	3.0	2JCXV03.0CN6	LEV1 LEV		D-665-17	UR	D	2TWC	2	ALL	630015	
2003	3.0	3JCXV03.0DNE	LEV1 LEV		D-665-17	UL	D	2TWC	2	ALL	630015	
2003	3.0	3JCXV03.0DNE	LEV1 LEV		D-665-17	UR	D	2TWC	2	ALL	630015	
2004	3.0	4JCXV03.0DNE	LEV1 LEV		D-665-17	UL	D	2TWC	2	ALL	630015	
2004	3.0	4JCXV03.0DNE	LEV1 LEV		D-665-17	UR	D	2TWC	2	ALL	630015	
2000	4.0	YJCXV04.0CN5	TLEV		D-665-17	UL	D	2TWC	2	ALL	630015	
2000	4.0	YJCXV04.0CN5	TLEV		D-665-17	UR	D	2TWC	2	ALL	630015	
2001	4.0	1JCXV04.0CN5	LEV1 LEV		D-665-17	UL	D	2TWC	2	ALL	630015	
2001	4.0	1JCXV04.0CNE	TLEV		D-665-17	UL	D	2TWC	2	ALL	630015	
2001	4.0	1JCXV04.0CN5	LEV1 LEV		D-665-17	UR	D	2TWC	2	ALL	630015	
2001	4.0	1JCXV04.0CNE	TLEV		D-665-17	UR	D	2TWC	2	ALL	630015	
2002	4.0	2JCXV04.0CN5	LEV1 LEV		D-665-17	UL	D	2TWC	2	ALL	630015	
2002	4.0	2JCXV04.0CN5	LEV1 LEV		D-665-17	UR	D	2TWC	2	ALL	630015	
2003	4.2	3JCXV04.2DSB	LEV1 LEV		D-665-17	UL	D	2TWC	2	ALL	630015	
2003	4.2	3JCXV04.2DSB	LEV1 LEV		D-665-17	UR	D	2TWC	2	ALL	630015	
2004	4.2	4JCXV04.2DSB	LEV1 LEV		D-665-17	UL	D	2TWC	2	ALL	630015	
2004	4.2	4JCXV04.2DSB	LEV1 LEV		D-665-17	UR	D	2TWC	2	ALL	630015	

VANDEN PLAS

1998	4.0	WJCXV04.0AN1	TIER1		D-665-17	UL	D	2TWC	2	ALL	630015	
1998	4.0	WJCXV04.0AN1	TIER1		D-665-17	UR	D	2TWC	2	ALL	630015	
1999	4.0	XJCXV04.0AS3	TIER1		D-665-17	UL	D	2TWC	2	ALL	630015	
1999	4.0	XJCXV04.0BN4	TIER1		D-665-17	UL	D	2TWC	2	ALL	630015	
1999	4.0	XJCXV04.0AS3	TIER1		D-665-17	UR	D	2TWC	2	ALL	630015	
1999	4.0	XJCXV04.0BN4	TIER1		D-665-17	UR	D	2TWC	2	ALL	630015	
2000	4.0	YJCXV04.0BN4	LEV1 LEV		D-665-17	UL	D	2TWC	2	ALL	630015	
2000	4.0	YJCXV04.0BS7	TIER1		D-665-17	UL	D	2TWC	2	ALL	630015	
2000	4.0	YJCXV04.0BN4	LEV1 LEV		D-665-17	UR	D	2TWC	2	ALL	630015	
2000	4.0	YJCXV04.0BS7	TIER1		D-665-17	UR	D	2TWC	2	ALL	630015	
2001	4.0	1JCXV04.0BN4	LEV1 LEV		D-665-17	UL	D	2TWC	2	ALL	630015	
2001	4.0	1JCXV04.0BS7	TIER1		D-665-17	UL	D	2TWC	2	ALL	630015	
2001	4.0	1JCXV04.0BN4	LEV1 LEV		D-665-17	UR	D	2TWC	2	ALL	630015	
2001	4.0	1JCXV04.0BS7	TIER1		D-665-17	UR	D	2TWC	2	ALL	630015	
2002	4.0	2JCXV04.0BN4	LEV1 LEV		D-665-17	UL	D	2TWC	2	ALL	630015	

Year	Liters	Engine Family	Certification Std.	Comments	Executive Order	Location	Exhaust Type	Converter Type	# Converters	Drive Type	Universal #	Direct Fit #
------	--------	---------------	--------------------	----------	-----------------	----------	--------------	----------------	--------------	------------	-------------	--------------

JAGUAR**VANDEN PLAS (Continued)**

2002	4.0	2JCV04.0BN4	LEV1 LEV		D-665-17	UR	D	2TWC	2	ALL	630015	
2003	4.0	3JCV04.0BN4	LEV1 LEV		D-665-17	UL	D	2TWC	2	ALL	630015	
2003	4.0	3JCV04.0BN4	LEV1 LEV		D-665-17	UR	D	2TWC	2	ALL	630015	

X-TYPE

2002	2.5	2JCV03.0DN8	LEV1 LEV		D-665-17	UL	D	2TWC	2	ALL	630015	
2002	2.5	2JCV03.0DN8	LEV1 LEV		D-665-17	UR	D	2TWC	2	ALL	630015	
2003	2.5	3JCV03.0DN8	LEV1 LEV		D-665-17	UL	D	2TWC	2	ALL	630015	
2003	2.5	3JCV03.0DN8	LEV1 LEV		D-665-17	UR	D	2TWC	2	ALL	630015	
2004	2.5	4JCV03.0DNG	LEV1 LEV		D-665-17	UL	D	2TWC	2	ALL	630015	
2004	2.5	4JCV03.0DNG	LEV1 LEV		D-665-17	UR	D	2TWC	2	ALL	630015	
2002	3.0	2JCV03.0DN8	LEV1 LEV		D-665-17	UL	D	2TWC	2	ALL	630015	
2002	3.0	2JCV03.0DN8	LEV1 LEV		D-665-17	UR	D	2TWC	2	ALL	630015	
2003	3.0	3JCV03.0DN8	LEV1 LEV		D-665-17	UL	D	2TWC	2	ALL	630015	
2003	3.0	3JCV03.0DN8	LEV1 LEV		D-665-17	UR	D	2TWC	2	ALL	630015	
2004	3.0	4JCV03.0DNG	LEV1 LEV		D-665-17	UL	D	2TWC	2	ALL	630015	
2004	3.0	4JCV03.0DNG	LEV1 LEV		D-665-17	UR	D	2TWC	2	ALL	630015	

XJ8

1998	4.0	WJCV04.0AN1	TIER1		D-665-17	UL	D	2TWC	2	ALL	630015	
1998	4.0	WJCV04.0AN1	TIER1		D-665-17	UR	D	2TWC	2	ALL	630015	
1999	4.0	XJCV04.0BN4	LEV1 LEV		D-665-17	UL	D	2TWC	2	ALL	630015	
1999	4.0	XJCV04.0BN4	LEV1 LEV		D-665-17	UR	D	2TWC	2	ALL	630015	
2000	4.0	YJCV04.0BN4	LEV1 LEV		D-665-17	UL	D	2TWC	2	ALL	630015	
2000	4.0	YJCV04.0BN4	LEV1 LEV		D-665-17	UR	D	2TWC	2	ALL	630015	
2001	4.0	1JCV04.0BN4	LEV1 LEV		D-665-17	UL	D	2TWC	2	ALL	630015	
2001	4.0	1JCV04.0BN4	LEV1 LEV		D-665-17	UR	D	2TWC	2	ALL	630015	
2002	4.0	2JCV04.0BN4	LEV1 LEV		D-665-17	UL	D	2TWC	2	ALL	630015	
2002	4.0	2JCV04.0BN4	LEV1 LEV		D-665-17	UR	D	2TWC	2	ALL	630015	
2003	4.0	3JCV04.0BN4	LEV1 LEV		D-665-17	UL	D	2TWC	2	ALL	630015	
2003	4.0	3JCV04.0BN4	LEV1 LEV		D-665-17	UR	D	2TWC	2	ALL	630015	

XJR

1998	4.0	WJCV04.0AS3	TIER1		D-665-17	UL	D	2TWC	2	ALL	630015	
1998	4.0	WJCV04.0AS3	TIER1		D-665-17	UR	D	2TWC	2	ALL	630015	
1999	4.0	XJCV04.0AS3	TIER1		D-665-17	UL	D	2TWC	2	ALL	630015	
1999	4.0	XJCV04.0AS3	TIER1		D-665-17	UR	D	2TWC	2	ALL	630015	
2000	4.0	YJCV04.0BS7	TIER1		D-665-17	UL	D	2TWC	2	ALL	630015	
2000	4.0	YJCV04.0BS7	TIER1		D-665-17	UR	D	2TWC	2	ALL	630015	
2001	4.0	1JCV04.0BS7	TIER1		D-665-17	UL	D	2TWC	2	ALL	630015	
2001	4.0	1JCV04.0BS7	TIER1		D-665-17	UR	D	2TWC	2	ALL	630015	
2002	4.0	2JCV04.0BS7	TIER1		D-665-17	UL	D	2TWC	2	ALL	630015	
2002	4.0	2JCV04.0BS7	TIER1		D-665-17	UR	D	2TWC	2	ALL	630015	
2003	4.0	3JCV04.0BS7	TIER1		D-665-17	UL	D	2TWC	2	ALL	630015	
2003	4.0	3JCV04.0BS7	TIER1		D-665-17	UR	D	2TWC	2	ALL	630015	
2004	4.2	4JCV04.2DSB	LEV1 LEV		D-665-17	UL	D	2TWC	2	ALL	630015	
2004	4.2	4JCV04.2DSB	LEV1 LEV		D-665-17	UR	D	2TWC	2	ALL	630015	

XK8

1997	4.0	VJC4.0VJGKEL	TIER1		D-665-17	UL	D	2TWC	2	ALL	630015	
1997	4.0	VJC4.0VJGKEL	TIER1		D-665-17	UR	D	2TWC	2	ALL	630015	
1998	4.0	WJCV04.0AN1	TIER1		D-665-17	UL	D	2TWC	2	ALL	630015	

Year	Liters	Engine Family	Certification Std.	Comments	Executive Order	Location	Exhaust Type	Converter Type	# Converters	Drive Type	Universal #	Direct Fit #
------	--------	---------------	--------------------	----------	-----------------	----------	--------------	----------------	--------------	------------	-------------	--------------

JAGUAR

XK8 (Continued)

1998	4.0	WJCV04.0AN1	TIER1		D-665-17	UR	D	2TWC	2	ALL	630015	
1999	4.0	XJCV04.0BN4	LEV1 LEV		D-665-17	UL	D	2TWC	2	ALL	630015	
1999	4.0	XJCV04.0BN4	LEV1 LEV		D-665-17	UR	D	2TWC	2	ALL	630015	
2000	4.0	YJCV04.0BN4	LEV1 LEV		D-665-17	UL	D	2TWC	2	ALL	630015	
2000	4.0	YJCV04.0BN4	LEV1 LEV		D-665-17	UR	D	2TWC	2	ALL	630015	
2001	4.0	1JCV04.0BN4	LEV1 LEV		D-665-17	UL	D	2TWC	2	ALL	630015	
2001	4.0	1JCV04.0BN4	LEV1 LEV		D-665-17	UR	D	2TWC	2	ALL	630015	
2002	4.0	2JCV04.0BN4	LEV1 LEV		D-665-17	UL	D	2TWC	2	ALL	630015	
2002	4.0	2JCV04.0BN4	LEV1 LEV		D-665-17	UR	D	2TWC	2	ALL	630015	

XKR

2000	4.0	YJCKV04.0BS7	TIER1		D-665-17	UL	D	2TWC	2	ALL	630015	
2000	4.0	YJCKV04.0BS7	TIER1		D-665-17	UR	D	2TWC	2	ALL	630015	
2001	4.0	1JCV04.0BS7	TIER1		D-665-17	UL	D	2TWC	2	ALL	630015	
2001	4.0	1JCV04.0BS7	TIER1		D-665-17	UR	D	2TWC	2	ALL	630015	
2002	4.0	2JCV04.0BS7	TIER1		D-665-17	UL	D	2TWC	2	ALL	630015	
2002	4.0	2JCV04.0BS7	TIER1		D-665-17	UR	D	2TWC	2	ALL	630015	
2003	4.2	3JCV04.2DSA	TIER1		D-665-17	UL	D	2TWC	2	ALL	630015	
2003	4.2	3JCV04.2DSA	TIER1		D-665-17	UR	D	2TWC	2	ALL	630015	
2004	4.2	4JCV04.2DSA	TIER1		D-665-17	UL	D	2TWC	2	ALL	630015	
2004	4.2	4JCV04.2DSA	TIER1		D-665-17	UR	D	2TWC	2	ALL	630015	

JEEP

CHEROKEE

1996	2.5	TCR15018G1EK	TIER1		D-665-17	U	S	TWC	1	ALL	630020	630502
1996	2.5	TCR15018G1EK	TIER1	w/o O/2 PORT	D-665-17	U	S	TWC	1	ALL	630020	630502
1997	2.5	VCR15018G1EK	TIER1		D-665-17	U	S	TWC	1	ALL	630020	630501
1998	2.5	WCRXT0150110	TIER1		D-665-17	U	S	TWC	1	ALL	630020	630501
1996	4.0	TCR24218G1EK	TIER1		D-665-17	U	S	TWC	1	ALL	630020	630502
1996	4.0	TCR24228G1FK	TIER1		D-665-18	U	S	TWC	1	ALL	640006	640501
1996	4.0	TCR24218G1EK	TIER1	w/o O/2 PORT	D-665-17	U	S	TWC	1	ALL	630020	630502
1997	4.0	VCR24228G2JK	TLEV		D-665-20	F	S	WU-OC,TWC	2	ALL	650010	
1997	4.0	VCR24228G2JK	TLEV		D-665-20	R	S	WU-OC,TWC	2	ALL	651009	
1997	4.0	VCR24218G1EK	TIER1		D-665-17	U	S	TWC	1	ALL	630020	630501
1997	4.0	VCR24228G1EK	TIER1		D-665-18	U	S	TWC	1	2WD	640006	640501
1997	4.0	VCR24228G1EL	TIER1		D-665-18	U	S	TWC	1	2WD	640006	640501
1997	4.0	VCR24228G2JK	TLEV		D-665-20	U	S	WU-OC,TWC	2	ALL		651652
1998	4.0	WCRXT0242220	TLEV		D-665-20	F	S	WU-OC,TWC	2	ALL	650010	
1998	4.0	WCRXT0242220	TLEV		D-665-20	R	S	WU-OC,TWC	2	ALL	651009	
1998	4.0	WCRXT0242220	TLEV		D-665-20	U	S	WU-OC,TWC	2	ALL		651652
1999	4.0	XCRXT0242220	TLEV		D-665-20	F	S	WU-OC,TWC	2	ALL	650010	
1999	4.0	XCRXT0242220	TLEV		D-665-20	R	S	WU-OC,TWC	2	ALL	651009	
1999	4.0	XCRXT0242220	TLEV		D-665-20	U	S	WU-OC,TWC	2	ALL		651652
2000	4.0	YCRXT0242230	LEV1 LEV		D-665-20	F	DS	TWC,2WU-OC	3	ALL		650503
2000	4.0	YCRXT0242230	LEV1 LEV		D-665-20	FL	DS	TWC,2WU-OC	3	ALL	650036	
2000	4.0	YCRXT0242230	LEV1 LEV		D-665-20	FR	DS	TWC,2WU-OC	3	ALL	650036	
2000	4.0	YCRXT0242230	LEV1 LEV		D-665-20	R	DS	TWC,2WU-OC	3	ALL	651008	651503
2001	4.0	1CRXT04.02D0	LEV1 LEV		D-665-20	F	DS	TWC,2WU-OC	3	ALL		650503
2001	4.0	1CRXT04.02D0	LEV1 LEV		D-665-20	FL	DS	TWC,2WU-OC	3	ALL	650036	
2001	4.0	1CRXT04.02D0	LEV1 LEV		D-665-20	FR	DS	TWC,2WU-OC	3	ALL	650036	

Year	Liters	Engine Family	Certification Std.	Comments	Executive Order	Location	Exhaust Type	Converter Type	# Converters	Drive Type	Universal #	Direct Fit #
------	--------	---------------	--------------------	----------	-----------------	----------	--------------	----------------	--------------	------------	-------------	--------------

JEEP

CHEROKEE (Continued)

2001	4.0	1CRXT04.02D0	LEV1 LEV		D-665-20	R DS	TWC,2WU-OC		3 ALL		651008	651503
------	-----	--------------	----------	--	----------	------	------------	--	-------	--	--------	--------

GRAND CHEROKEE

1996	4.0	TCR24228G1EK	TIER1		D-665-18	U S	TWC		1 ALL		640006	640501
1996	4.0	TCR24228G1FK	TIER1		D-665-18	U S	TWC		1 ALL		640006	640501
1997	4.0	VCR24228G2JK	TLEV		D-665-20	F S	WU-OC,TWC		2 ALL		650010	
1997	4.0	VCR24228G2JK	TLEV		D-665-20	R S	WU-OC,TWC		2 ALL		651009	
1997	4.0	VCR24228G1EK	TIER1		D-665-18	U S	TWC		1 ALL		640003	640501
1997	4.0	VCR24228G2JK	TLEV		D-665-20	U S	WU-OC,TWC		2 ALL			651652
1998	4.0	WCRXT0242220	TLEV		D-665-20	F S	WU-OC,TWC		2 ALL		650010	
1998	4.0	WCRXT0242220	TLEV		D-665-20	R S	WU-OC,TWC		2 ALL		651009	
1998	4.0	WCRXT0242220	TLEV		D-665-20	U S	WU-OC,TWC		2 ALL			651652
1999	4.0	XCRXT0242230	LEV1 LEV		D-665-20	F DS	TWC,2WU-OC		3 ALL			650504
1999	4.0	XCRXT0242230	LEV1 LEV		D-665-20	FL DS	TWC,2WU-OC		3 ALL		650031	
1999	4.0	XCRXT0242230	LEV1 LEV		D-665-20	FR DS	TWC,2WU-OC		3 ALL		650031	
1999	4.0	XCRXT0242230	LEV1 LEV		D-665-20	R DS	TWC,2WU-OC		3 ALL		651009	651501
2000	4.0	YCRXT0242230	LEV1 LEV		D-665-20	F DS	TWC,2WU-OC		3 ALL			650504
2000	4.0	YCRXT0242230	LEV1 LEV		D-665-20	FL DS	TWC,2WU-OC		3 ALL		650031	
2000	4.0	YCRXT0242230	LEV1 LEV		D-665-20	FR DS	TWC,2WU-OC		3 ALL		650031	
2000	4.0	YCRXT0242230	LEV1 LEV		D-665-20	R DS	TWC,2WU-OC		3 ALL		651009	651501
1999	4.7	XCRXT0287231	LEV1 LEV		D-665-20	F DS	TWC,2WU-OC		3 ALL			650501
1999	4.7	XCRXT0287231	LEV1 LEV		D-665-20	FL DS	TWC,2WU-OC		3 ALL		650027	
1999	4.7	XCRXT0287231	LEV1 LEV		D-665-20	FR DS	TWC,2WU-OC		3 ALL		650027	
1999	4.7	XCRXT0287231	LEV1 LEV		D-665-20	R DS	TWC,2WU-OC		3 ALL		651009	651501
2000	4.7	YCRXT0287231	LEV1 LEV		D-665-20	F DS	TWC,2WU-OC		3 ALL			650501
2000	4.7	YCRXT0287231	LEV1 LEV		D-665-20	FL DS	TWC,2WU-OC		3 ALL		650027	
2000	4.7	YCRXT0287231	LEV1 LEV		D-665-20	FR DS	TWC,2WU-OC		3 ALL		650027	
2000	4.7	YCRXT0287231	LEV1 LEV		D-665-20	R DS	TWC,2WU-OC		3 ALL		651009	651501
2001	4.7	1CRXT04.72D1	LEV1 LEV		D-665-20	F DS	TWC,2WU-OC		3 ALL			650501
2001	4.7	1CRXT04.72D1	LEV1 LEV		D-665-20	FL DS	TWC,2WU-OC		3 ALL		650027	
2001	4.7	1CRXT04.72D1	LEV1 LEV		D-665-20	FR DS	TWC,2WU-OC		3 ALL		650027	
2001	4.7	1CRXT04.72D1	LEV1 LEV		D-665-20	R DS	TWC,2WU-OC		3 ALL		651009	651501
1996	5.2	TCR31828G1EK	TIER1		D-665-18	U S	TWC		1 2WD		640006	640501
1996	5.2	TCR31828G1EL	TIER1		D-665-18	U S	TWC		1 2WD		640006	640501
1996	5.2	TCR36028G1EL	TIER1		D-665-18	U S	TWC		1 ALL		640006	
1996	5.2	TCR360H8G1EK	TIER1		D-665-18	U S	TWC		1 ALL		640003	640501
1996	5.2	TCR360H8G1EL	TIER1		D-665-18	U S	TWC		1 ALL		640006	640501
1997	5.2	VCR318H8G1EK	TIER1		D-665-18	U S	TWC		1 ALL		640003	640501
1997	5.2	VCR36028G1EK	TIER1		D-665-18	U S	TWC		1 ALL		640006	640501
1997	5.2	VCR360H8G1EL	TIER1		D-665-18	U S	TWC		1 ALL		640003	640501
1998	5.2	WCRXT0360211	TIER1		D-665-18	U S	TWC		1 ALL		640006	640501
1998	5.9	WCRXT0360211	TIER1		D-665-18	U S	TWC		1 ALL		640006	640501

WRANGLER

1997	2.5	VCR15018G1EK	TIER1		D-665-17	U S	TWC		1 ALL		630020	630503
1997	2.5	VCR15018G1EL	TIER1		D-665-17	U S	TWC		1 ALL		630020	630503
1998	2.5	WCRXT0150110	TIER1		D-665-17	U S	TWC		1 ALL		630020	630503
1997	4.0	VCR24228G1EK	TIER1		D-665-18	U S	TWC		1 2WD		640006	
1997	4.0	VCR24228G1EL	TIER1		D-665-18	U S	TWC		1 ALL		640006	
1998	4.0	WCRXT0242220	TLEV		D-665-20	F S	WU-OC,TWC		2 ALL		650016	
1998	4.0	WCRXT0242220	TLEV		D-665-20	R S	WU-OC,TWC		2 ALL		651014	

OBDII

Year	Liters	Engine Family	Certification Std.	Comments	Executive Order	Location	Exhaust Type	Converter Type	# Converters	Drive Type	Universal #	Direct Fit #
------	--------	---------------	--------------------	----------	-----------------	----------	--------------	----------------	--------------	------------	-------------	--------------

JEEP

WRANGLER (Continued)

1998	4.0	WCRXT0242220	TLEV		D-665-20	U S	WU-OC,TWC		2 ALL		651653	
1999	4.0	XCRXT0242220	TLEV		D-665-20	R S	WU-OC,TWC		2 ALL	651014		
1999	4.0	XCRXT0242220	TLEV		D-665-20	U S	WU-OC,TWC		2 ALL	651014	651653	
2000	4.0	YCRXT0242230	LEV1 LEV		D-665-20	F DS	TWC,2WU-OC		3 ALL		650502	
2000	4.0	YCRXT0242230	LEV1 LEV		D-665-20	FL DS	TWC,2WU-OC		3 ALL	650031		
2000	4.0	YCRXT0242230	LEV1 LEV		D-665-20	FR DS	TWC,2WU-OC		3 ALL	650031		
2000	4.0	YCRXT0242230	LEV1 LEV		D-665-20	R DS	TWC,2WU-OC		3 ALL	651021	651502	
2001	4.0	1CRXT04.02D0	LEV1 LEV		D-665-20	F DS	TWC,2WU-OC		3 ALL		650502	
2001	4.0	1CRXT04.02D0	LEV1 LEV		D-665-20	FL DS	TWC,2WU-OC		3 ALL	650031		
2001	4.0	1CRXT04.02D0	LEV1 LEV		D-665-20	FR DS	TWC,2WU-OC		3 ALL	650031		
2001	4.0	1CRXT04.02D0	LEV1 LEV		D-665-20	R DS	TWC,2WU-OC		3 ALL	651021	651502	

KIA

RIO

2003	1.6	3KMXV01.6C01	LEV1 LEV		D-665-17	U S	TWC		1 ALL	630015	630580	
2004	1.6	4KMXV01.6C02	LEV1 LEV		D-665-17	U S	TWC		1 ALL	630015	630580	

SEPHIA

1996	1.8	TKM1.8VJG1EK	TIER1		D-665-17	U S	TWC		1 ALL	630015		
1997	1.8	VKM1.8VJG1EK	TIER1		D-665-17	U S	TWC		1 ALL	630015		

SPORTAGE

1996	2.0	TKM2.01JG1EK	TIER1		D-665-17	U S	TWC		1 ALL	630015		
1997	2.0	VKM2.01JG1EK	TIER1		D-665-17	U S	TWC		1 ALL	630015		

LAND ROVER

DEFENDER 90

1997	4.0	VLR4.658GFEK	TIER1		D-665-18	UL D	2TWC		2 ALL	640010		
1997	4.0	VLR4.658GFEK	TIER1		D-665-18	UR D	2TWC		2 ALL	640010		

DISCOVERY

1996	4.0	TLR4.658GFFK	TIER1		D-665-18	UL D	2TWC		2 ALL	640010		
1996	4.0	TLR4.6H8G1EK	TIER1		D-665-18	UL D	2TWC		2 ALL	640010		
1996	4.0	TLR4.658GFFK	TIER1		D-665-18	UR D	2TWC		2 ALL	640010		
1996	4.0	TLR4.6H8G1EK	TIER1		D-665-18	UR D	2TWC		2 ALL	640010		
1997	4.0	VLR4.058GFFK	TIER1		D-665-18	UL D	2TWC		2 ALL	640010		
1997	4.0	VLR4.658GFEK	TIER1		D-665-18	UL D	2TWC		2 ALL	640010		
1997	4.0	VLR4.058GFFK	TIER1		D-665-18	UR D	2TWC		2 ALL	640010		
1997	4.0	VLR4.658GFEK	TIER1		D-665-18	UR D	2TWC		2 ALL	640010		
1998	4.0	WLRXT04.6001	TIER1		D-665-18	UL D	2TWC		2 ALL	640010		
1998	4.0	WLRXT04.6001	TIER1		D-665-18	UR D	2TWC		2 ALL	640010		
1999	4.0	XLRXT04.6001	TIER1		D-665-18	UL D	2TWC		2 ALL	640010		
1999	4.0	XLRXT04.6002	TIER1		D-665-18	UL D	2TWC		2 ALL	640010		
1999	4.0	XLRXT04.6001	TIER1		D-665-18	UR D	2TWC		2 ALL	640010		
1999	4.0	XLRXT04.6002	TIER1		D-665-18	UR D	2TWC		2 ALL	640010		
2000	4.0	YLRXT04.6002	LEV1 LEV		D-665-18	UL D	2TWC		2 ALL	640010		
2000	4.0	YLRXT04.6002	LEV1 LEV		D-665-18	UR D	2TWC		2 ALL	640010		
2001	4.0	1LRXT04.6001	LEV1 LEV		D-665-18	UL D	2TWC		2 ALL	640010		
2001	4.0	1LRXT04.6001	LEV1 LEV		D-665-18	UR D	2TWC		2 ALL	640010		
2002	4.0	2LRXT04.6001	LEV1 LEV		D-665-18	UL D	2TWC		2 ALL	640010		
2002	4.0	2LRXT04.6003	LEV1 LEV		D-665-18	UL D	2TWC		2 ALL	640010		
2002	4.0	2LRXT04.6001	LEV1 LEV		D-665-18	UR D	2TWC		2 ALL	640010		
2002	4.0	2LRXT04.6003	LEV1 LEV		D-665-18	UR D	2TWC		2 ALL	640010		

OBDII

Year	Liters	Engine Family	Certification Std.	Comments	Executive Order	Location	Exhaust Type	Converter Type	# Converters	Drive Type	Universal #	Direct Fit #
------	--------	---------------	--------------------	----------	-----------------	----------	--------------	----------------	--------------	------------	-------------	--------------

LAND ROVER

DISCOVERY (Continued)

2004	4.6	4LRXT04.6001	LEV1 LEV		D-665-18	UL	D	2TWC	2	ALL	640010	
2004	4.6	4LRXT04.6001	LEV1 LEV		D-665-18	UR	D	2TWC	2	ALL	640010	

FREELANDER

2002	2.5	2LRXT02.5001	LEV1 LEV		D-665-18	UL	D	2TWC	2	ALL	640010	
2002	2.5	2LRXT02.5001	LEV1 LEV		D-665-18	UR	D	2TWC	2	ALL	640010	
2003	2.5	3LRXT02.5001	LEV1 LEV		D-665-18	UL	D	2TWC	2	ALL	640010	
2003	2.5	3LRXT02.5002	LEV1 LEV		D-665-18	UL	D	2TWC	2	ALL	640010	
2003	2.5	3LRXT02.5001	LEV1 LEV		D-665-18	UR	D	2TWC	2	ALL	640010	
2003	2.5	3LRXT02.5002	LEV1 LEV		D-665-18	UR	D	2TWC	2	ALL	640010	

RANGE ROVER

1996	4.0	TLR4.658GFFK	TIER1		D-665-18	UL	D	2TWC	2	ALL	640010	
1996	4.0	TLR4.6H8G1EK	TIER1		D-665-18	UL	D	2TWC	2	ALL	640010	
1996	4.0	TLR4.658GFFK	TIER1		D-665-18	UR	D	2TWC	2	ALL	640010	
1996	4.0	TLR4.6H8G1EK	TIER1		D-665-18	UR	D	2TWC	2	ALL	640010	
1998	4.0	WLRXT04.6001	TIER1		D-665-18	UL	D	2TWC	2	ALL	640010	
1998	4.0	WLRXT04.6001	TIER1		D-665-18	UR	D	2TWC	2	ALL	640010	
1999	4.0	XLRXT04.6001	TIER1		D-665-18	UL	D	2TWC	2	ALL	640010	
1999	4.0	XLRXT04.6002	TIER1		D-665-18	UL	D	2TWC	2	ALL	640010	
1999	4.0	XLRXT04.6001	TIER1		D-665-18	UR	D	2TWC	2	ALL	640010	
1999	4.0	XLRXT04.6002	TIER1		D-665-18	UR	D	2TWC	2	ALL	640010	
2000	4.0	YLRXT04.6002	LEV1 LEV		D-665-18	UL	D	2TWC	2	ALL	640010	
2000	4.0	YLRXT04.6002	LEV1 LEV		D-665-18	UR	D	2TWC	2	ALL	640010	
2003	4.4	3LRXT04.4001	LEV1 LEV		D-665-18	UL	D	2TWC	2	ALL	640010	
2003	4.4	3LRXT04.4001	LEV1 LEV		D-665-18	UR	D	2TWC	2	ALL	640010	
2004	4.4	4LRXT04.4001	LEV1 LEV		D-665-18	UL	D	2TWC	2	ALL	640010	
2004	4.4	4LRXT04.4001	LEV1 LEV		D-665-18	UR	D	2TWC	2	ALL	640010	
1996	4.6	TLR4.658GFFK	TIER1		D-665-18	UL	D	2TWC	2	ALL	640010	
1996	4.6	TLR4.6H8G1EK	TIER1		D-665-18	UL	D	2TWC	2	ALL	640010	
1996	4.6	TLR4.658GFFK	TIER1		D-665-18	UR	D	2TWC	2	ALL	640010	
1996	4.6	TLR4.6H8G1EK	TIER1		D-665-18	UR	D	2TWC	2	ALL	640010	
1997	4.6	VLR4.658GFEK	TIER1		D-665-18	UL	D	2TWC	2	ALL	640010	
1997	4.6	VLR4.658GFEK	TIER1		D-665-18	UR	D	2TWC	2	ALL	640010	
1998	4.6	WLRXT04.6001	TIER1		D-665-18	UL	D	2TWC	2	ALL	640010	
1998	4.6	WLRXT04.6001	TIER1		D-665-18	UR	D	2TWC	2	ALL	640010	
1999	4.6	XLRXT04.6001	TIER1		D-665-18	UL	D	2TWC	2	ALL	640010	
1999	4.6	XLRXT04.6002	TIER1		D-665-18	UL	D	2TWC	2	ALL	640010	
1999	4.6	XLRXT04.6001	TIER1		D-665-18	UR	D	2TWC	2	ALL	640010	
1999	4.6	XLRXT04.6002	TIER1		D-665-18	UR	D	2TWC	2	ALL	640010	
2000	4.6	YLRXT04.6002	LEV1 LEV		D-665-18	UL	D	2TWC	2	ALL	640010	
2000	4.6	YLRXT04.6002	LEV1 LEV		D-665-18	UR	D	2TWC	2	ALL	640010	
2001	4.6	1LRXT04.6001	LEV1 LEV		D-665-18	UL	D	2TWC	2	ALL	640010	
2001	4.6	1LRXT04.6001	LEV1 LEV		D-665-18	UR	D	2TWC	2	ALL	640010	
2002	4.6	2LRXT04.6001	LEV1 LEV		D-665-18	UL	D	2TWC	2	ALL	640010	
2002	4.6	2LRXT04.6001	LEV1 LEV		D-665-18	UR	D	2TWC	2	ALL	640010	

LEXUS

ES300

1996	3.0	TTY3.0VJG1GK	TIER1		D-665-17	U	S	TWC	1	ALL	630002	
1997	3.0	VTY3.0VJGKFK	TIER1		D-665-17	U	S	TWC	1	ALL	630002	

OBDII

Year	Liters	Engine Family	Certification Std.	Comments	Executive Order	Location	Exhaust Type	Converter Type	# Converters	Drive Type	Universal #	Direct Fit #
------	--------	---------------	--------------------	----------	-----------------	----------	--------------	----------------	--------------	------------	-------------	--------------

LEXUS

LX450

1996	4.5	TTY4.55JGFEK	TIER1		D-665-20	F S	TWC(2)		2 ALL		650010	650516
1996	4.5	TTY4.55JGFEK	TIER1		D-665-20	R S	TWC(2)		2 ALL		651009	651578

LX470

1998	4.7	WTYXT04.7GBX	LEV1 LEV		D-665-20	FL D	2TWC(2)		4 ALL		650030	
1998	4.7	WTYXT04.7GBX	LEV1 LEV		D-665-20	FR D	2TWC(2)		4 ALL		650030	
1998	4.7	WTYXT04.7GBX	LEV1 LEV		D-665-20	RL D	2TWC(2)		4 ALL		651029	
1998	4.7	WTYXT04.7GBX	LEV1 LEV		D-665-20	RR D	2TWC(2)		4 ALL		651029	
1998	4.7	WTYXT04.7GBX	LEV1 LEV		D-665-20	UL D	2TWC(2)		4 ALL			651581
1998	4.7	WTYXT04.7GBX	LEV1 LEV		D-665-20	UR D	2TWC(2)		4 ALL			651581
1999	4.7	XTYXT04.7GBX	LEV1 LEV		D-665-20	FL D	2TWC(2)		4 ALL		650030	
1999	4.7	XTYXT04.7GBX	LEV1 LEV		D-665-20	FR D	2TWC(2)		4 ALL		650030	
1999	4.7	XTYXT04.7GBX	LEV1 LEV		D-665-20	RL D	2TWC(2)		4 ALL		651029	
1999	4.7	XTYXT04.7GBX	LEV1 LEV		D-665-20	RR D	2TWC(2)		4 ALL		651029	
1999	4.7	XTYXT04.7GBX	LEV1 LEV		D-665-20	UL D	2TWC(2)		4 ALL			651581
1999	4.7	XTYXT04.7GBX	LEV1 LEV		D-665-20	UR D	2TWC(2)		4 ALL			651581
2000	4.7	YTYXT04.7GBX	LEV1 LEV		D-665-20	FL D	2TWC(2)		4 ALL		650030	
2000	4.7	YTYXT04.7GBX	LEV1 LEV		D-665-20	FR D	2TWC(2)		4 ALL		650030	
2000	4.7	YTYXT04.7GBX	LEV1 LEV		D-665-20	RL D	2TWC(2)		4 ALL		651029	
2000	4.7	YTYXT04.7GBX	LEV1 LEV		D-665-20	RR D	2TWC(2)		4 ALL		651029	
2000	4.7	YTYXT04.7GBX	LEV1 LEV		D-665-20	UL D	2TWC(2)		4 ALL			651581
2000	4.7	YTYXT04.7GBX	LEV1 LEV		D-665-20	UR D	2TWC(2)		4 ALL			651581
2001	4.7	1TYXT04.7FBV	LEV1 LEV		D-665-20	FL D	2TWC(2)		4 ALL		650030	
2001	4.7	1TYXT04.7FBV	LEV1 LEV		D-665-20	FR D	2TWC(2)		4 ALL		650030	
2001	4.7	1TYXT04.7FBV	LEV1 LEV		D-665-20	RL D	2TWC(2)		4 ALL		651029	
2001	4.7	1TYXT04.7FBV	LEV1 LEV		D-665-20	RR D	2TWC(2)		4 ALL		651029	
2001	4.7	1TYXT04.7FBV	LEV1 LEV		D-665-20	UL D	2TWC(2)		4 ALL			651581
2001	4.7	1TYXT04.7FBV	LEV1 LEV		D-665-20	UR D	2TWC(2)		4 ALL			651581
2002	4.7	2TYXTD4.7FBV	LEV1 LEV		D-665-20	FL D	2TWC(2)		4 ALL		650030	
2002	4.7	2TYXTD4.7FBV	LEV1 LEV		D-665-20	FR D	2TWC(2)		4 ALL		650030	
2002	4.7	2TYXTD4.7FBV	LEV1 LEV		D-665-20	RL D	2TWC(2)		4 ALL		651029	
2002	4.7	2TYXTD4.7FBV	LEV1 LEV		D-665-20	RR D	2TWC(2)		4 ALL		651029	
2002	4.7	2TYXTD4.7FBV	LEV1 LEV		D-665-20	UL D	2TWC(2)		4 ALL			651581
2002	4.7	2TYXTD4.7FBV	LEV1 LEV		D-665-20	UR D	2TWC(2)		4 ALL			651581
2003	4.7	3TYXT04.7FBV	LEV1 LEV		D-665-20	FL D	2WU-TWC,2TWC		4 ALL		650032	
2003	4.7	3TYXT04.7FBV	LEV1 LEV		D-665-20	FR D	2WU-TWC,2TWC		4 ALL		650032	
2003	4.7	3TYXT04.7FBV	LEV1 LEV		D-665-20	RL D	2WU-TWC,2TWC		4 ALL		651034	
2003	4.7	3TYXT04.7FBV	LEV1 LEV		D-665-20	RR D	2WU-TWC,2TWC		4 ALL		651034	
2003	4.7	3TYXT04.7FBV	LEV1 LEV		D-665-20	UL D	2WU-TWC,2TWC		4 ALL			651631
2003	4.7	3TYXT04.7FBV	LEV1 LEV		D-665-20	UR D	2WU-TWC,2TWC		4 ALL			651631
2004	4.7	4TYXT04.7V1V	LEV1 LEV		D-665-20	FL D	2WU-TWC,2TWC		4 ALL		650032	
2004	4.7	4TYXT04.7V1V	LEV1 LEV		D-665-20	FR D	2WU-TWC,2TWC		4 ALL		650032	
2004	4.7	4TYXT04.7V1V	LEV1 LEV		D-665-20	RL D	2WU-TWC,2TWC		4 ALL		651034	
2004	4.7	4TYXT04.7V1V	LEV1 LEV		D-665-20	RR D	2WU-TWC,2TWC		4 ALL		651034	
2004	4.7	4TYXT04.7V1V	LEV1 LEV		D-665-20	UL D	2WU-TWC,2TWC		4 ALL			651631
2004	4.7	4TYXT04.7V1V	LEV1 LEV		D-665-20	UR D	2WU-TWC,2TWC		4 ALL			651631

LINCOLN

AVIATOR

2003	4.6	3FMXT04.62F9	LEV1 LEV		D-665-20	FL DS	2TWC,TWC		3 ALL		650006	
------	-----	--------------	----------	--	----------	-------	----------	--	-------	--	--------	--

OBDII

Year	Liters	Engine Family	Certification Std.	Comments	Executive Order	Location	Exhaust Type	Converter Type	# Converters	Drive Type	Universal #	Direct Fit #
------	--------	---------------	--------------------	----------	-----------------	----------	--------------	----------------	--------------	------------	-------------	--------------

LINCOLN

AVIATOR (Continued)

2003	4.6	3FMXT04.62FA	LEV1 LEV		D-665-20	FL DS	2TWC,TWC	3 ALL	650006			
2003	4.6	3FMXT04.62F9	LEV1 LEV		D-665-20	FR DS	2TWC,TWC	3 ALL	650006			
2003	4.6	3FMXT04.62FA	LEV1 LEV		D-665-20	FR DS	2TWC,TWC	3 ALL	650006			
2003	4.6	3FMXT04.62F9	LEV1 LEV		D-665-20	R DS	2TWC,TWC	3 ALL	651021			
2003	4.6	3FMXT04.62FA	LEV1 LEV		D-665-20	R DS	2TWC,TWC	3 ALL	651021			
2003	4.6	3FMXT04.62F9	LEV1 LEV		D-665-20	U DS	2TWC,TWC	3 ALL			651558	
2003	4.6	3FMXT04.62FA	LEV1 LEV		D-665-20	U DS	2TWC,TWC	3 ALL			651558	

BLACKWOOD

2002	5.4	2FMXT05.4RF8	LEV1 LEV		D-665-20	FL D	2TWC(2)	4 2WD	650012			
2002	5.4	2FMXT05.4RF8	LEV1 LEV		D-665-20	FR D	2TWC(2)	4 2WD	650022			
2002	5.4	2FMXT05.4RF8	LEV1 LEV		D-665-20	RL D	2TWC(2)	4 2WD	651011			
2002	5.4	2FMXT05.4RF8	LEV1 LEV		D-665-20	RR D	2TWC(2)	4 2WD	651021			

CONTINENTAL

1997	4.6	VFM4.6VJGKFK	TIER1		D-665-9	F DS	2TWC,TWC	3 ALL			830151	
1997	4.6	VFM4.6VJGKFK	TIER1		D-665-9	FL DS	2TWC,TWC	3 ALL	830107			
1997	4.6	VFM4.6VJGKFK	TIER1		D-665-9	FR DS	2TWC,TWC	3 ALL	830106			
1997	4.6	VFM4.6VJGKFK	TIER1		D-665-9	R DS	2TWC,TWC	3 ALL	830402		830458	
1998	4.6	WFMXV04.6CAA	TIER1		D-665-9	FL DS	2TWC,TWC	3 ALL	830105			
1998	4.6	WFMXV04.6CAA	TIER1		D-665-9	FR DS	2TWC,TWC	3 ALL	830105			
1998	4.6	WFMXV04.6CAA	TIER1		D-665-9	R DS	2TWC,TWC	3 ALL	830404		830458	
1999	4.6	XFMXV04.6VDP	TLEV		D-665-9	FL DS	2TWC,TWC	3 ALL	830104			
1999	4.6	XFMXV04.6VDP	TLEV		D-665-9	FR DS	2TWC,TWC	3 ALL	830104			
1999	4.6	XFMXV04.6VDP	TLEV		D-665-9	R DS	2TWC,TWC	3 ALL	830404		830458	
2000	4.6	YFMXV04.6VDP	TLEV		D-665-9	FL DS	2TWC,TWC	3 ALL	830104			
2000	4.6	YFMXV04.6VDP	TLEV		D-665-9	FR DS	2TWC,TWC	3 ALL	830104			
2000	4.6	YFMXV04.6VDP	TLEV		D-665-9	R DS	2TWC,TWC	3 ALL	830404		830458	
2001	4.6	1FMXV04.6VDB	TLEV		D-665-9	FL DS	2TWC,TWC	3 ALL	830104			
2001	4.6	1FMXV04.6VDB	TLEV		D-665-9	FR DS	2TWC,TWC	3 ALL	830104			
2001	4.6	1FMXV04.6VDP	TLEV		D-665-9	FR DS	2TWC,TWC	3 ALL	830104			
2001	4.6	1FMXV04.6VDB	TLEV		D-665-9	R DS	2TWC,TWC	3 ALL	830404			
2001	4.6	1FMXV04.6VDP	TLEV		D-665-9	R DS	2TWC,TWC	3 ALL	830404			
2001	4.6	1FMXV04.6VDP	TLEV		D-665-9	RL DS	2TWC,TWC	3 ALL	830405			
2001	4.6	1FMXV04.6VDP	TLEV		D-665-9	U DS	2TWC,TWC	3 ALL			830458	
2002	4.6	2FMXV04.6VDP	TLEV		D-665-9	FL DS	2TWC,TWC	3 ALL	830104			
2002	4.6	2FMXV04.6VDP	TLEV		D-665-9	FR DS	2TWC,TWC	3 ALL	830104			
2002	4.6	2FMXV04.6VDP	TLEV		D-665-9	R DS	2TWC,TWC	3 ALL	830404			
2002	4.6	2FMXV04.6VDP	TLEV		D-665-9	UR DS	2TWC,TWC	3 ALL			830458	

LS

2004	3.9	4FMXV03.91H5	LEV1 LEV		D-665-9	FL D	2TWC	2 ALL	830104			
2004	3.9	4FMXV03.91H5	LEV1 LEV		D-665-9	FR D	2TWC	2 ALL	830104			
2004	3.9	4FMXV03.91H5	LEV1 LEV		D-665-9	U D	2TWC	2 ALL			830466	

NAVIGATOR

1998	5.4	WFMXA05.4JBC	TIER1		D-665-20	FL D	2TWC(2)	4 2WD	650011			
1998	5.4	WFMXA05.4JGC	LEV1 LEV		D-665-20	FL D	2TWC(2)	4 2WD	650011			
1998	5.4	WFMXA05.4JBC	TIER1		D-665-20	FR D	2TWC(2)	4 2WD	650022			
1998	5.4	WFMXA05.4JGC	LEV1 LEV		D-665-20	FR D	2TWC(2)	4 2WD	650022			
1998	5.4	WFMXA05.4JBC	TIER1		D-665-20	RL D	2TWC(2)	4 2WD	651010			
1998	5.4	WFMXA05.4JGC	LEV1 LEV		D-665-20	RL D	2TWC(2)	4 2WD	651010			

OBDII

Year	Liters	Engine Family	Certification Std.	Comments	Executive Order	Location	Exhaust Type	Converter Type	# Converters	Drive Type	Universal #	Direct Fit #
------	--------	---------------	--------------------	----------	-----------------	----------	--------------	----------------	--------------	------------	-------------	--------------

LINCOLN

NAVIGATOR (Continued)

1998	5.4	WFMXA05.4JBC	TIER1		D-665-20	RR	D	2TWC(2)	4	2WD	651021	
1998	5.4	WFMXA05.4JGC	LEV1 LEV		D-665-20	RR	D	2TWC(2)	4	2WD	651021	830667
1998	5.4	WFMXA05.4JBC	TIER1		D-665-20	UL	D	2TWC(2)	4	4WD		651526
1998	5.4	WFMXA05.4JGC	LEV1 LEV		D-665-20	UL	D	2TWC(2)	4	4WD		651526
1998	5.4	WFMXA05.4JBC	TIER1		D-665-20	UR	D	2TWC(2)	4	4WD		651527
1998	5.4	WFMXA05.4JGC	LEV1 LEV		D-665-20	UR	D	2TWC(2)	4	4WD		651527
1999	5.4	XFMXA05.4JGC	LEV1 LEV		D-665-20	FL	D	2TWC(2)	4	2WD	650011	
1999	5.4	XFMXA05.4JGN	LEV1 LEV		D-665-20	FL	D	2TWC(2)	4	2WD	650011	
1999	5.4	XFMXA05.4JGC	LEV1 LEV		D-665-20	FR	D	2TWC(2)	4	2WD	650022	
1999	5.4	XFMXA05.4JGN	LEV1 LEV		D-665-20	FR	D	2TWC(2)	4	2WD	650022	
1999	5.4	XFMXA05.4JGC	LEV1 LEV		D-665-20	RL	D	2TWC(2)	4	2WD	651010	
1999	5.4	XFMXA05.4JGN	LEV1 LEV		D-665-20	RL	D	2TWC(2)	4	2WD	651010	
1999	5.4	XFMXA05.4JGC	LEV1 LEV		D-665-20	RR	D	2TWC(2)	4	2WD	651021	
1999	5.4	XFMXA05.4JGN	LEV1 LEV		D-665-20	RR	D	2TWC(2)	4	2WD	651021	
2000	5.4	YFMXA05.4RF7	LEV1 LEV		D-665-20	FL	D	2TWC(2)	4	2WD	650011	
2000	5.4	YFMXT05.4RF7	LEV1 LEV		D-665-20	FL	D	2TWC(2)	4	ALL	650037	
2000	5.4	YFMXA05.4RF7	LEV1 LEV		D-665-20	FR	D	2TWC(2)	4	2WD	650022	
2000	5.4	YFMXT05.4RF7	LEV1 LEV		D-665-20	FR	D	2TWC(2)	4	ALL	650037	
2000	5.4	YFMXA05.4RF7	LEV1 LEV		D-665-20	RL	D	2TWC(2)	4	2WD	651010	
2000	5.4	YFMXT05.4RF7	LEV1 LEV		D-665-20	RL	D	2TWC(2)	4	ALL	651035	
2000	5.4	YFMXA05.4RF7	LEV1 LEV		D-665-20	RR	D	2TWC(2)	4	2WD	651021	
2000	5.4	YFMXT05.4RF7	LEV1 LEV		D-665-20	RR	D	2TWC(2)	4	ALL	651035	
2000	5.4	YFMXA05.4RF7	LEV1 LEV		D-665-20	U	D	2TWC(2)	4	2WD		651669
2000	5.4	YFMXT05.4RF7	LEV1 LEV		D-665-20	U	D	2TWC(2)	4	ALL		651649
2000	5.4	YFMXA05.4RF7	LEV1 LEV		D-665-20	UR	D	2TWC(2)	4	2WD		651649
2001	5.4	1FMXT05.4RF8	LEV1 LEV		D-665-20	FL	D	2TWC(2)	4	2WD	650037	
2001	5.4	1FMXT05.4RF7	LEV1 LEV		D-665-20	FL	D	2TWC(2)	4	2WD	650037	
2001	5.4	1FMXT05.4RF8	LEV1 LEV		D-665-20	FL	D	2TWC(2)	4	2WD	650037	
2001	5.4	1FMXT05.4RF8	LEV1 LEV		D-665-20	FR	D	2TWC(2)	4	2WD	650037	
2001	5.4	1FMXT05.4RF7	LEV1 LEV		D-665-20	FR	D	2TWC(2)	4	2WD	650037	
2001	5.4	1FMXT05.4RF8	LEV1 LEV		D-665-20	FR	D	2TWC(2)	4	2WD	650037	
2001	5.4	1FMXT05.4RF8	LEV1 LEV		D-665-20	RL	D	2TWC(2)	4	2WD	651032	
2001	5.4	1FMXT05.4RF7	LEV1 LEV		D-665-20	RL	D	2TWC(2)	4	2WD	651035	
2001	5.4	1FMXT05.4RF8	LEV1 LEV		D-665-20	RL	D	2TWC(2)	4	2WD	651035	
2001	5.4	1FMXT05.4RF8	LEV1 LEV		D-665-20	RR	D	2TWC(2)	4	2WD	651032	
2001	5.4	1FMXT05.4RF7	LEV1 LEV		D-665-20	RR	D	2TWC(2)	4	2WD	651035	
2001	5.4	1FMXT05.4RF8	LEV1 LEV		D-665-20	RR	D	2TWC(2)	4	2WD	651035	
2001	5.4	1FMXT05.4RF8	LEV1 LEV		D-665-20	U	D	2TWC(2)	4	2WD		651669
2002	5.4	2FMXT05.4RF8	LEV1 LEV		D-665-20	FL	D	2TWC(2)	4	2WD	650037	
2002	5.4	2FMXT05.4RF8	LEV1 LEV		D-665-20	FR	D	2TWC(2)	4	2WD	650037	
2002	5.4	2FMXT05.4RF8	LEV1 LEV		D-665-20	RL	D	2TWC(2)	4	2WD	651035	
2002	5.4	2FMXT05.4RF8	LEV1 LEV		D-665-20	RR	D	2TWC(2)	4	2WD	651035	

TOWN CAR

1996	4.6	TFM4.6V8G2EL	TLEV		D-665-9	FL	D	2TWC(2)	4	ALL	830105	
1996	4.6	TFM4.6V8G2EL	TLEV		D-665-9	FR	D	2TWC(2)	4	ALL	830105	
1996	4.6	TFM4.6V8G2EL	TLEV		D-665-9	RL	D	2TWC(2)	4	ALL	830404	
1996	4.6	TFM4.6V8G2EL	TLEV		D-665-9	RR	D	2TWC(2)	4	ALL	830404	
1996	4.6	TFM4.6V8G2EL	TLEV		D-665-9	UL	D	2TWC(2)	4	ALL		830454
1996	4.6	TFM4.6V8G2EL	TLEV		D-665-9	UR	D	2TWC(2)	4	ALL		830455

OBDII

Year	Liters	Engine Family	Certification Std.	Comments	Executive Order	Location	Exhaust Type	Converter Type	# Converters	Drive Type	Universal #	Direct Fit #
------	--------	---------------	--------------------	----------	-----------------	----------	--------------	----------------	--------------	------------	-------------	--------------

LINCOLN

TOWN CAR (Continued)

1997	4.6	VFM4.6V8G2EL	TLEV		D-665-9	FL	D	2TWC(2)	4	ALL	830105	
1997	4.6	VFM4.6V8G2EL	TLEV		D-665-9	FR	D	2TWC(2)	4	ALL	830105	
1997	4.6	VFM4.6V8G2EL	TLEV		D-665-9	RL	D	2TWC(2)	4	ALL	830404	
1997	4.6	VFM4.6V8G2EL	TLEV		D-665-9	RR	D	2TWC(2)	4	ALL	830404	
1997	4.6	VFM4.6V8G2EL	TLEV		D-665-9	UL	D	2TWC(2)	4	ALL		830454
1997	4.6	VFM4.6V8G2EL	TLEV		D-665-9	UR	D	2TWC(2)	4	ALL		830455
1998	4.6	WFMXV04.6AAA	LEV1 LEV		D-665-9	FL	D	2TWC(2)	4	ALL	830105	
1998	4.6	WFMXV04.6AAA	LEV1 LEV		D-665-9	FR	D	2TWC(2)	4	ALL	830105	
1998	4.6	WFMXV04.6AAA	LEV1 LEV		D-665-9	RL	D	2TWC(2)	4	ALL	830404	
1998	4.6	WFMXV04.6AAA	LEV1 LEV		D-665-9	RR	D	2TWC(2)	4	ALL	830404	
1998	4.6	WFMXV04.6AAA	LEV1 LEV		D-665-9	UL	D	2TWC(2)	4	ALL		830454
1998	4.6	WFMXV04.6AAA	LEV1 LEV		D-665-9	UR	D	2TWC(2)	4	ALL		830455
1999	4.6	XFMXV04.6VG5	LEV1 LEV		D-665-9	FL	D	2TWC(2)	4	ALL	830105	
1999	4.6	XFMXV04.6VG5	LEV1 LEV		D-665-9	FR	D	2TWC(2)	4	ALL	830105	
1999	4.6	XFMXV04.6VG5	LEV1 LEV		D-665-9	RL	D	2TWC(2)	4	ALL	830404	
1999	4.6	XFMXV04.6VG5	LEV1 LEV		D-665-9	RR	D	2TWC(2)	4	ALL	830404	
1999	4.6	XFMXV04.6VG5	LEV1 LEV		D-665-9	UL	D	2TWC(2)	4	ALL		830454
1999	4.6	XFMXV04.6VG5	LEV1 LEV		D-665-9	UR	D	2TWC(2)	4	ALL		830455
2000	4.6	YFMXV04.6VFR	LEV1 LEV		D-665-9	FL	D	2TWC(2)	4	ALL	830105	
2000	4.6	YFMXV04.6VFR	LEV1 LEV		D-665-9	FR	D	2TWC(2)	4	ALL	830105	
2000	4.6	YFMXV04.6VFR	LEV1 LEV		D-665-9	RL	D	2TWC(2)	4	ALL	830404	
2000	4.6	YFMXV04.6VFR	LEV1 LEV		D-665-9	RR	D	2TWC(2)	4	ALL	830404	
2000	4.6	YFMXV04.6VFR	LEV1 LEV		D-665-9	UL	D	2TWC(2)	4	ALL		830454
2000	4.6	YFMXV04.6VFR	LEV1 LEV		D-665-9	UR	D	2TWC(2)	4	ALL		830455
2001	4.6	1FMXV04.6VF5	LEV1 LEV		D-665-9	FL	D	2TWC(2)	4	ALL	830105	
2001	4.6	1FMXV04.6VF5	LEV1 LEV		D-665-9	FR	D	2TWC(2)	4	ALL	830105	
2001	4.6	1FMXV04.6VF5	LEV1 LEV		D-665-9	RL	D	2TWC(2)	4	ALL	830404	
2001	4.6	1FMXV04.6VF5	LEV1 LEV		D-665-9	RR	D	2TWC(2)	4	ALL	830404	
2001	4.6	1FMXV04.6VF5	LEV1 LEV		D-665-9	UL	D	2TWC(2)	4	ALL		830454
2001	4.6	1FMXV04.6VF5	LEV1 LEV		D-665-9	UR	D	2TWC(2)	4	ALL		830455
2002	4.6	2FMXV04.6VF5	LEV1 LEV		D-665-9	FL	D	2TWC(2)	4	ALL	830105	
2002	4.6	2FMXV04.6VF5	LEV1 LEV		D-665-9	FR	D	2TWC(2)	4	ALL	830105	
2002	4.6	2FMXV04.6VF5	LEV1 LEV		D-665-9	RL	D	2TWC(2)	4	ALL	830404	
2002	4.6	2FMXV04.6VF5	LEV1 LEV		D-665-9	RR	D	2TWC(2)	4	ALL	830404	
2002	4.6	2FMXV04.6VF5	LEV1 LEV		D-665-9	UL	D	2TWC(2)	4	ALL		830454
2002	4.6	2FMXV04.6VF5	LEV1 LEV		D-665-9	UR	D	2TWC(2)	4	ALL		830455
2003	4.6	3FMXV04.6VG5	LEV1 ULEV		D-665-21	FL	D	2TWC(2)	4	ALL	700001	
2003	4.6	3FMXV04.6VG5	LEV1 ULEV		D-665-21	FR	D	2TWC(2)	4	ALL	700001	
2003	4.6	3FMXV04.6VG5	LEV1 ULEV		D-665-21	RL	D	2TWC(2)	4	ALL	701001	
2003	4.6	3FMXV04.6VG5	LEV1 ULEV		D-665-21	RR	D	2TWC(2)	4	ALL	701001	
2003	4.6	3FMXV04.6VG5	LEV1 ULEV	From 6/3/02	D-665-21	UL	D	2TWC(2)	4	ALL		701504
2003	4.6	3FMXV04.6VG5	LEV1 ULEV	From 6/3/02	D-665-21	UR	D	2TWC(2)	4	ALL		701505
2004	4.6	4FMXV04.6VE5	LEV2 LEV		D-665-15	FL	D	2TWC(2)	4	ALL	867004	
2004	4.6	4FMXV04.6VG6	LEV1 ULEV		D-665-21	FL	D	2TWC(2)	4	ALL	700001	
2004	4.6	4FMXV04.6VG7	LEV1 ULEV		D-665-21	FL	D	2TWC(2)	4	ALL	700001	
2004	4.6	4FMXV04.6VE5	LEV2 LEV		D-665-15	FR	D	2TWC(2)	4	ALL	867004	
2004	4.6	4FMXV04.6VG6	LEV1 ULEV		D-665-21	FR	D	2TWC(2)	4	ALL	700001	
2004	4.6	4FMXV04.6VG7	LEV1 ULEV		D-665-21	FR	D	2TWC(2)	4	ALL	700001	
2004	4.6	4FMXV04.6VG6	LEV1 ULEV		D-665-21	RL	D	2TWC(2)	4	ALL	701001	

OBDII

Year	Liters	Engine Family	Certification Std.	Comments	Executive Order	Location	Exhaust Type	Converter Type	# Converters	Drive Type	Universal #	Direct Fit #
------	--------	---------------	--------------------	----------	-----------------	----------	--------------	----------------	--------------	------------	-------------	--------------

LINCOLN

TOWN CAR (Continued)

2004	4.6	4FMXV04.6VG7	LEV1 ULEV		D-665-21	RL	D	2TWC(2)	4	ALL	701001	
2004	4.6	4FMXV04.6VG6	LEV1 ULEV		D-665-21	RR	D	2TWC(2)	4	ALL	701001	
2004	4.6	4FMXV04.6VG7	LEV1 ULEV		D-665-21	RR	D	2TWC(2)	4	ALL	701001	
2004	4.6	4FMXV04.6VE5	LEV2 LEV		D-665-15	UL	D	2TWC(2)	4	ALL	868002	868535
2004	4.6	4FMXV04.6VG6	LEV1 ULEV		D-665-15	UL	D	2TWC(2)	4	ALL	868002	701504
2004	4.6	4FMXV04.6VG7	LEV1 ULEV		D-665-15	UL	D	2TWC(2)	4	ALL	868002	701504
2004	4.6	4FMXV04.6VG6	LEV1 ULEV	From 6/3/02	D-665-21	UL	D	2TWC(2)	4	ALL	868002	701504
2004	4.6	4FMXV04.6VG7	LEV1 ULEV	From 6/3/02	D-665-21	UL	D	2TWC(2)	4	ALL	868002	701504
2004	4.6	4FMXV04.6VE5	LEV2 LEV		D-665-15	UR	D	2TWC(2)	4	ALL	868002	868520
2004	4.6	4FMXV04.6VG6	LEV1 ULEV		D-665-15	UR	D	2TWC(2)	4	ALL	868002	701505
2004	4.6	4FMXV04.6VG7	LEV1 ULEV		D-665-15	UR	D	2TWC(2)	4	ALL	868002	701505
2004	4.6	4FMXV04.6VG6	LEV1 ULEV	From 6/3/02	D-665-21	UR	D	2TWC(2)	4	ALL	868002	701505
2004	4.6	4FMXV04.6VG7	LEV1 ULEV	From 6/3/02	D-665-21	UR	D	2TWC(2)	4	ALL	868002	701505
2005	4.6	5FMXV04.6VE8	LEV2 LEV		D-665-15	FL	D	2TWC(2)	4	ALL	867004	
2005	4.6	5FMXV04.6VG7	LEV1 ULEV		D-665-21	FL	D	2TWC(2)	4	ALL	700001	
2005	4.6	5FMXV04.6VG8	LEV1 ULEV		D-665-21	FL	D	2TWC(2)	4	ALL	700001	
2005	4.6	5FMXV04.6VE8	LEV2 LEV		D-665-15	FR	D	2TWC(2)	4	ALL	867004	
2005	4.6	5FMXV04.6VG7	LEV1 ULEV		D-665-21	FR	D	2TWC(2)	4	ALL	700001	
2005	4.6	5FMXV04.6VG8	LEV1 ULEV		D-665-21	FR	D	2TWC(2)	4	ALL	700001	
2005	4.6	5FMXV04.6VG7	LEV1 ULEV		D-665-21	RL	D	2TWC(2)	4	ALL	701001	
2005	4.6	5FMXV04.6VG8	LEV1 ULEV		D-665-21	RL	D	2TWC(2)	4	ALL	701001	
2005	4.6	5FMXV04.6VG7	LEV1 ULEV		D-665-21	RR	D	2TWC(2)	4	ALL	701001	
2005	4.6	5FMXV04.6VG8	LEV1 ULEV		D-665-21	RR	D	2TWC(2)	4	ALL	701001	
2005	4.6	5FMXV04.6VE8	LEV2 LEV		D-665-15	UL	D	2TWC(2)	4	ALL	868002	868535
2005	4.6	5FMXV04.6VG7	LEV1 ULEV		D-665-15	UL	D	2TWC(2)	4	ALL	868002	701504
2005	4.6	5FMXV04.6VG8	LEV1 ULEV		D-665-15	UL	D	2TWC(2)	4	ALL	868002	701504
2005	4.6	5FMXV04.6VG7	LEV1 ULEV	From 6/3/02	D-665-21	UL	D	2TWC(2)	4	ALL	868002	701504
2005	4.6	5FMXV04.6VG8	LEV1 ULEV	From 6/3/02	D-665-21	UL	D	2TWC(2)	4	ALL	868002	701504
2005	4.6	5FMXV04.6VE8	LEV2 LEV		D-665-15	UR	D	2TWC(2)	4	ALL	868002	868520
2005	4.6	5FMXV04.6VG7	LEV1 ULEV		D-665-15	UR	D	2TWC(2)	4	ALL	868002	701505
2005	4.6	5FMXV04.6VG8	LEV1 ULEV		D-665-15	UR	D	2TWC(2)	4	ALL	868002	701505
2005	4.6	5FMXV04.6VG7	LEV1 ULEV	From 6/3/02	D-665-21	UR	D	2TWC(2)	4	ALL	868002	701505
2005	4.6	5FMXV04.6VG8	LEV1 ULEV	From 6/3/02	D-665-21	UR	D	2TWC(2)	4	ALL	868002	701505
2006	4.6	6FMXV04.6VE8	LEV2 LEV		D-665-15	FL	D	2TWC(2)	4	ALL	867004	
2006	4.6	6FMXV04.6VG7	LEV1 ULEV		D-665-21	FL	D	2TWC(2)	4	ALL	700001	
2006	4.6	6FMXV04.6VG8	LEV1 ULEV		D-665-21	FL	D	2TWC(2)	4	ALL	700001	
2006	4.6	6FMXV04.6VE8	LEV2 LEV		D-665-15	FR	D	2TWC(2)	4	ALL	867004	
2006	4.6	6FMXV04.6VG7	LEV1 ULEV		D-665-21	FR	D	2TWC(2)	4	ALL	700001	
2006	4.6	6FMXV04.6VG8	LEV1 ULEV		D-665-21	FR	D	2TWC(2)	4	ALL	700001	
2006	4.6	6FMXV04.6VG7	LEV1 ULEV		D-665-21	RL	D	2TWC(2)	4	ALL	701001	
2006	4.6	6FMXV04.6VG8	LEV1 ULEV		D-665-21	RL	D	2TWC(2)	4	ALL	701001	
2006	4.6	6FMXV04.6VG7	LEV1 ULEV		D-665-21	RR	D	2TWC(2)	4	ALL	701001	
2006	4.6	6FMXV04.6VG8	LEV1 ULEV		D-665-21	RR	D	2TWC(2)	4	ALL	701001	
2006	4.6	6FMXV04.6VE8	LEV2 LEV		D-665-15	UL	D	2TWC(2)	4	ALL	868002	868535
2006	4.6	6FMXV04.6VG7	LEV1 ULEV		D-665-15	UL	D	2TWC(2)	4	ALL	868002	701504
2006	4.6	6FMXV04.6VG8	LEV1 ULEV		D-665-15	UL	D	2TWC(2)	4	ALL	868002	701504
2006	4.6	6FMXV04.6VG7	LEV1 ULEV	From 6/3/02	D-665-21	UL	D	2TWC(2)	4	ALL	868002	701504
2006	4.6	6FMXV04.6VG8	LEV1 ULEV	From 6/3/02	D-665-21	UL	D	2TWC(2)	4	ALL	868002	701504
2006	4.6	6FMXV04.6VE8	LEV2 LEV		D-665-15	UR	D	2TWC(2)	4	ALL	868002	868520

OBDII

Year	Liters	Engine Family	Certification Std.	Comments	Executive Order	Location	Exhaust Type	Converter Type	# Converters	Drive Type	Universal #	Direct Fit #
------	--------	---------------	--------------------	----------	-----------------	----------	--------------	----------------	--------------	------------	-------------	--------------

LINCOLN

TOWN CAR (Continued)

2006	4.6	6FMXV04.6VG7	LEV1 ULEV		D-665-15	UR	D	2TWC(2)	4	ALL	868002	701505
2006	4.6	6FMXV04.6VG8	LEV1 ULEV		D-665-15	UR	D	2TWC(2)	4	ALL	868002	701505
2006	4.6	6FMXV04.6VG7	LEV1 ULEV	From 6/3/02	D-665-21	UR	D	2TWC(2)	4	ALL	868002	701505
2006	4.6	6FMXV04.6VG8	LEV1 ULEV	From 6/3/02	D-665-21	UR	D	2TWC(2)	4	ALL	868002	701505

MAZDA

3

2005	2.3	5TKXV02.3NC1	LEV2 LEV		D-665-15	U	S	WU-TWC,TWC	2	ALL	868044	
------	-----	--------------	----------	--	----------	---	---	------------	---	-----	--------	--

6

2003	2.3	3TKXV02.3CJM	LEV1 LEV		D-665-17	U	S	TWC	1	ALL	630002	
2004	2.3	4TKXV02.3AJA	LEV1 LEV		D-665-17	U	S	TWC	1	ALL	630002	
2005	2.3	5TKXV02.3NA1	LEV1 LEV		D-665-17	U	S	TWC	1	ALL	630016	

626

2000	2.0	YTKXV02.0VJM	LEV1 ULEV		D-665-21	F	S	WU-TWC,TWC	2	ALL	700014	700504
2000	2.0	YTKXV02.0VJM	LEV1 ULEV		D-665-21	R	S	WU-TWC,TWC	2	ALL	701003	701515
2001	2.0	1TKXV02.0GJB	LEV1 ULEV		D-665-21	F	S	WU-TWC,TWC	2	ALL	700014	700504
2001	2.0	1TKXV02.0GJB	LEV1 ULEV		D-665-21	R	S	WU-TWC,TWC	2	ALL	701003	701515
2002	2.0	2TKXV02.0GJB	LEV1 ULEV		D-665-21	F	S	WU-TWC,TWC	2	ALL	700014	700504
2002	2.0	2TKXV02.0GJB	LEV1 ULEV		D-665-21	R	S	WU-TWC,TWC	2	ALL	701003	701515

B2300

2006	2.3	6FMXT02.31J2	LEV1 ULEV		D-665-21	F	S	TWC(2)	2	ALL	700002	
2006	2.3	6FMXT02.31J2	LEV1 ULEV		D-665-21	R	S	TWC(2)	2	ALL	701007	
2006	2.3	6FMXT02.31J2	LEV1 ULEV		D-665-21	U	S	TWC(2)	2	ALL	868047	701511

B3000

1996	3.0	TFM3.028G1FK	TIER1		D-665-16	F	S	TWC(2)	2	4WD	830716	
1996	3.0	TFM3.028G1FK	TIER1		D-665-20	F	S	TWC(2)	2	ALL	650033	
1996	3.0	TFM3.028G1FK	TIER1		D-665-16	R	S	TWC(2)	2	4WD	830820	
1996	3.0	TFM3.028G1FK	TIER1		D-665-20	R	S	TWC(2)	2	ALL	651035	
1996	3.0	TFM3.028G1FK	TIER1		D-665-20	U	S	TWC(2)	2	ALL		651618
1998	3.0	WFMXT03.0HAA	TLEV		D-665-16	F	DS	2TWC,TWC	3	4WD		830757
1998	3.0	WFMXT03.0HAA	TLEV		D-665-20	FL	DS	2TWC,TWC	3	ALL	650028	
1998	3.0	WFMXT03.0HAA	TLEV		D-665-20	FR	DS	2TWC,TWC	3	ALL	650028	
1998	3.0	WFMXT03.0HAA	TLEV		D-665-16	R	DS	2TWC,TWC	3	4WD	830821	651561
1998	3.0	WFMXT03.0HAA	TLEV		D-665-16	U	DS	2TWC,TWC	3	4WD		830893
1999	3.0	XFMXT03.02DC	TLEV		D-665-16	F	DS	2TWC,TWC	3	4WD		830757
1999	3.0	XFMXT03.02DC	TLEV		D-665-20	FL	DS	2TWC,TWC	3	ALL	650028	
1999	3.0	XFMXT03.02DC	TLEV		D-665-20	FR	DS	2TWC,TWC	3	ALL	650028	
1999	3.0	XFMXT03.02DC	TLEV		D-665-20	R	DS	2TWC,TWC	3	ALL	651027	651561
2004	3.0	4FMXT03.01HA	LEV1 ULEV		D-665-21	F	DS	2TWC,TWC	3	ALL		700501
2004	3.0	4FMXT03.01HA	LEV1 ULEV		D-665-21	FL	DS	2TWC,TWC	3	ALL	700003	
2004	3.0	4FMXT03.01JA	LEV1 LEV		D-665-15	FL	DS	2TWC,TWC	3	2WD	867019	
2004	3.0	4FMXT03.01HA	LEV1 ULEV		D-665-21	FR	DS	2TWC,TWC	3	ALL	700003	
2004	3.0	4FMXT03.01JA	LEV1 LEV		D-665-15	FR	DS	2TWC,TWC	3	2WD	867019	
2004	3.0	4FMXT03.01HA	LEV1 ULEV		D-665-21	R	DS	2TWC,TWC	3	ALL	701006	701510
2004	3.0	4FMXT03.01HA	LEV1 ULEV		D-665-15	U	DS	2TWC,TWC	3	2WD	868030	
2004	3.0	4FMXT03.01JA	LEV1 LEV		D-665-15	U	DS	2TWC,TWC	3	2WD	868030	
2005	3.0	5FMXT03.01HA	LEV1 ULEV		D-665-21	F	DS	2TWC,TWC	3	ALL		700501
2005	3.0	5FMXT03.01HA	LEV1 ULEV		D-665-21	FL	DS	2TWC,TWC	3	ALL	700003	
2005	3.0	5FMXT03.01HA	LEV1 ULEV		D-665-21	FR	DS	2TWC,TWC	3	ALL	700003	

OBDII

Year	Liters	Engine Family	Certification Std.	Comments	Executive Order	Location	Exhaust Type	Converter Type	# Converters	Drive Type	Universal #	Direct Fit #
------	--------	---------------	--------------------	----------	-----------------	----------	--------------	----------------	--------------	------------	-------------	--------------

MAZDA

B3000 (Continued)

2005	3.0	5FMXT03.01HA	LEV1 ULEV		D-665-21	R DS	2TWC,TWC	3 ALL		701006	701510
2006	3.0	6FMXT03.01HA	LEV1 ULEV		D-665-21	F DS	2TWC,TWC	3 ALL			700501
2006	3.0	6FMXT03.01HA	LEV1 ULEV		D-665-21	FL DS	2TWC,TWC	3 ALL		700001	
2006	3.0	6FMXT03.01HA	LEV1 ULEV		D-665-21	FR DS	2TWC,TWC	3 ALL		700001	
2006	3.0	6FMXT03.01HA	LEV1 ULEV		D-665-21	R DS	2TWC,TWC	3 ALL		701006	701510

B4000

1996	4.0	TFM4.028G1EK	TIER1		D-665-20	F S	TWC(2)	2 ALL		650033	
1996	4.0	TFM4.028G2EK	TLEV		D-665-20	F S	TWC(2)	2 ALL		650033	
1996	4.0	TFM4.028G1EK	TIER1		D-665-20	R S	TWC(2)	2 ALL		651035	
1996	4.0	TFM4.028G2EK	TLEV		D-665-20	R S	TWC(2)	2 ALL		651035	
1996	4.0	TFM4.028G1EK	TIER1		D-665-16	U S	TWC(2)	2 4WD			830873
1996	4.0	TFM4.028G2EK	TLEV		D-665-16	U S	TWC(2)	2 4WD			830873
1997	4.0	VFM4.028G1EK	TIER1		D-665-16	F S	TWC(2)	2 4WD		830717	
1997	4.0	VFM4.028G2EK	TLEV		D-665-16	F S	TWC(2)	2 4WD		830717	
1997	4.0	VFM4.028G1EK	TIER1		D-665-16	R S	TWC(2)	2 4WD		830821	
1997	4.0	VFM4.028G2EK	TLEV		D-665-16	R S	TWC(2)	2 4WD		830821	
1997	4.0	VFM4.028G1EK	TIER1		D-665-16	U S	TWC(2)	2 4WD			830873
1997	4.0	VFM4.028G2EK	TLEV		D-665-16	U S	TWC(2)	2 4WD			830873
1998	4.0	WFMXT04.0DAA	TLEV		D-665-20	F DS	2TWC,TWC(2)	4 ALL			650523
1998	4.0	WFMXT04.0EAA	LEV1 LEV		D-665-20	F DS	2TWC,TWC(2)	4 ALL			650523
1998	4.0	WFMXT04.0DAA	TLEV		D-665-16	FL DS	2TWC,TWC(2)	4 4WD		830718	
1998	4.0	WFMXT04.0EAA	LEV1 LEV		D-665-16	FL DS	2TWC,TWC(2)	4 4WD		830718	
1998	4.0	WFMXT04.0DAA	TLEV		D-665-16	FR DS	2TWC,TWC(2)	4 4WD		830718	
1998	4.0	WFMXT04.0EAA	LEV1 LEV		D-665-16	FR DS	2TWC,TWC(2)	4 4WD		830718	
1998	4.0	WFMXT04.0DAA	TLEV		D-665-16	R DS	2TWC,TWC(2)	4 4WD		830821	651614
1998	4.0	WFMXT04.0EAA	LEV1 LEV		D-665-16	R DS	2TWC,TWC(2)	4 4WD		830821	651614
1998	4.0	WFMXT04.0DAA	TLEV		D-665-20	RL DS	2TWC,TWC(2)	4 ALL		651035	
1998	4.0	WFMXT04.0EAA	LEV1 LEV		D-665-20	RL DS	2TWC,TWC(2)	4 ALL		651035	
1998	4.0	WFMXT04.0DAA	TLEV		D-665-20	RR DS	2TWC,TWC(2)	4 ALL		651035	
1998	4.0	WFMXT04.0EAA	LEV1 LEV		D-665-20	RR DS	2TWC,TWC(2)	4 ALL		651035	
1999	4.0	XFMXT04.02DN	TLEV		D-665-20	F DS	2TWC,TWC(2)	4 ALL			650523
1999	4.0	XFMXT04.02GC	LEV1 LEV		D-665-20	F DS	2TWC,TWC(2)	4 ALL			650523
1999	4.0	XFMXT04.02DN	TLEV		D-665-16	FL D	2TWC(2)	4 4WD		830718	
1999	4.0	XFMXT04.02GC	LEV1 LEV		D-665-16	FL D	2TWC(2)	4 4WD		830718	
1999	4.0	XFMXT04.02DN	TLEV		D-665-20	FL DS	2TWC,TWC(2)	4 ALL		650036	
1999	4.0	XFMXT04.02GC	LEV1 LEV		D-665-20	FL DS	2TWC,TWC(2)	4 ALL		650036	
1999	4.0	XFMXT04.02DN	TLEV		D-665-16	FR D	2TWC(2)	4 4WD		830718	
1999	4.0	XFMXT04.02GC	LEV1 LEV		D-665-16	FR D	2TWC(2)	4 4WD		830718	
1999	4.0	XFMXT04.02DN	TLEV		D-665-20	FR DS	2TWC,TWC(2)	4 ALL		650036	
1999	4.0	XFMXT04.02GC	LEV1 LEV		D-665-20	FR DS	2TWC,TWC(2)	4 ALL		650036	
1999	4.0	XFMXT04.02DN	TLEV		D-665-20	R DS	2TWC,TWC(2)	4 ALL			651614
1999	4.0	XFMXT04.02GC	LEV1 LEV		D-665-20	R DS	2TWC,TWC(2)	4 ALL			651614
1999	4.0	XFMXT04.02DN	TLEV		D-665-16	RL D	2TWC(2)	4 4WD		830821	
1999	4.0	XFMXT04.02GC	LEV1 LEV		D-665-16	RL D	2TWC(2)	4 4WD		830821	
1999	4.0	XFMXT04.02DN	TLEV		D-665-20	RL DS	2TWC,TWC(2)	4 ALL		651035	
1999	4.0	XFMXT04.02GC	LEV1 LEV		D-665-20	RL DS	2TWC,TWC(2)	4 ALL		651035	
1999	4.0	XFMXT04.02DN	TLEV		D-665-16	RR D	2TWC(2)	4 4WD		830821	
1999	4.0	XFMXT04.02GC	LEV1 LEV		D-665-16	RR D	2TWC(2)	4 4WD		830821	
1999	4.0	XFMXT04.02DN	TLEV		D-665-20	RR DS	2TWC,TWC(2)	4 ALL		651035	

OBDII

Year	Liters	Engine Family	Certification Std.	Comments	Executive Order	Location	Exhaust Type	Converter Type	# Converters	Drive Type	Universal #	Direct Fit #
------	--------	---------------	--------------------	----------	-----------------	----------	--------------	----------------	--------------	------------	-------------	--------------

MAZDA

B4000 (Continued)

1999	4.0	XFMXT04.02GC	LEV1 LEV		D-665-20	RR DS	2TWC,TWC(2)	4 ALL	651035			
2000	4.0	YFMXT04.02DN	TLEV		D-665-16	FL D	2TWC,TWC(2)	4 4WD	830712			
2000	4.0	YFMXT04.02F2	LEV1 LEV		D-665-16	FL DS	2TWC,TWC(2)	4 4WD	830712			
2000	4.0	YFMXT04.02DN	TLEV		D-665-16	FR D	2TWC,TWC(2)	4 4WD	830712			
2000	4.0	YFMXT04.02F2	LEV1 LEV		D-665-16	FR DS	2TWC,TWC(2)	4 4WD	830712			
2000	4.0	YFMXT04.02DN	TLEV		D-665-16	RL D	2TWC,TWC(2)	4 4WD	830816			
2000	4.0	YFMXT04.02F2	LEV1 LEV		D-665-16	RL DS	2TWC,TWC(2)	4 4WD	830816			
2000	4.0	YFMXT04.02DN	TLEV		D-665-16	RR D	2TWC,TWC(2)	4 4WD	830816			
2000	4.0	YFMXT04.02F2	LEV1 LEV		D-665-16	RR DS	2TWC,TWC(2)	4 4WD	830816			
2001	4.0	1FMXT04.02F5	LEV1 LEV		D-665-16	FL DS	2TWC,TWC(2)	4 4WD	830716			
2001	4.0	1FMXT04.02F7	LEV1 LEV		D-665-16	FL DS	2TWC,TWC(2)	4 2WD	830716			
2001	4.0	1FMXT04.02F5	LEV1 LEV		D-665-16	FR DS	2TWC,TWC(2)	4 4WD	830716			
2001	4.0	1FMXT04.02F7	LEV1 LEV		D-665-16	FR DS	2TWC,TWC(2)	4 2WD	830716			
2001	4.0	1FMXT04.02F7	LEV1 LEV		D-665-16	R DS	2TWC,TWC(2)	4 2WD	830821			
2001	4.0	1FMXT04.02F5	LEV1 LEV		D-665-16	RL DS	2TWC,TWC(2)	4 4WD	830821			
2001	4.0	1FMXT04.02F5	LEV1 LEV		D-665-16	RR DS	2TWC,TWC(2)	4 4WD	830821			
2001	4.0	1FMXT04.02F5	LEV1 LEV		D-665-20	U DS	2TWC,TWC(2)	4 ALL		651671		
2002	4.0	2FMXT04.02F3	LEV1 LEV		D-665-16	FL DS	2TWC,TWC(2)	4 4WD	830716			
2002	4.0	2FMXT04.02F3	LEV1 LEV		D-665-16	FR DS	2TWC,TWC(2)	4 4WD	830716			
2002	4.0	2FMXT04.02F3	LEV1 LEV		D-665-16	R DS	2TWC,TWC(2)	4 4WD	830821			
2002	4.0	2FMXT04.02F3	LEV1 LEV		D-665-20	RL DS	2TWC,TWC(2)	4 ALL	651035			
2002	4.0	2FMXT04.02F3	LEV1 LEV		D-665-20	RR DS	2TWC,TWC(2)	4 ALL	651035			
2002	4.0	2FMXT04.02F3	LEV1 LEV		D-665-20	U DS	2TWC,TWC(2)	4 ALL		651671		
2003	4.0	3FMXT04.02F3	LEV1 LEV		D-665-16	FL DS	2TWC,TWC(2)	4 4WD	830716			
2003	4.0	3FMXT04.02FA	LEV1 LEV		D-665-16	FL DS	2TWC,TWC(2)	4 4WD	830712			
2003	4.0	3FMXT04.02F3	LEV1 LEV		D-665-16	FR DS	2TWC,TWC(2)	4 4WD	830716			
2003	4.0	3FMXT04.02FA	LEV1 LEV		D-665-16	FR DS	2TWC,TWC(2)	4 4WD	830712			
2003	4.0	3FMXT04.02F3	LEV1 LEV		D-665-16	RL DS	2TWC,TWC(2)	4 4WD	830821			
2003	4.0	3FMXT04.02FA	LEV1 LEV		D-665-16	RL DS	2TWC,TWC(2)	4 4WD	830816			
2003	4.0	3FMXT04.02F3	LEV1 LEV		D-665-16	RR DS	2TWC,TWC(2)	4 4WD	830821			
2003	4.0	3FMXT04.02FA	LEV1 LEV		D-665-16	RR DS	2TWC,TWC(2)	4 4WD	830816			
2003	4.0	3FMXT04.02F3	LEV1 LEV		D-665-20	U DS	2TWC,TWC(2)	4 ALL		651671		

MIATA

1996	1.8	TTK1.8VJGKEK	TIER1		D-665-17	U S	TWC	1 ALL	630002			
1997	1.8	VTK1.8VJGKEK	TIER1		D-665-17	U S	TWC	1 ALL	630002			
2001	1.8	1TKXV01.8CJA	LEV1 LEV		D-665-17	U S	TWC	1 ALL	630002			
2002	1.8	2TKXV01.8CJA	LEV1 LEV		D-665-17	U S	TWC	1 ALL	630002			
2003	1.8	3TKXV01.8CJA	LEV1 LEV		D-665-17	U S	TWC	1 ALL	630002			
2004	1.8	4TKXV01.8AJA	LEV1 LEV		D-665-17	U S	TWC	1 ALL	630002			
2005	1.8	5TKXV01.8NA1	LEV1 LEV		D-665-17	U S	TWC	1 ALL	630016			

MILLENNIA

1997	2.5	VTK2.5VJG1EK	TIER1		D-665-17	U S	TWC	1 ALL	630001			
1998	2.5	WTKXV02.5VB3	TIER1		D-665-17	U S	TWC	1 ALL	630001			
1998	2.5	WTKXV02.5VB4	TIER1		D-665-17	U S	TWC	1 ALL	630001			
1999	2.5	XTKXV02.5VB4	TIER1		D-665-17	U S	TWC	1 ALL	630001			
2000	2.5	YTKXV02.5VB4	TIER1		D-665-17	U S	TWC	1 ALL	630001			

MPV

2000	2.5	YTKXT02.52FM	LEV1 LEV	Radiator Side Manifold Unit	D-665-15	FL DS	2TWC,TWC	3 ALL		867503		
------	-----	--------------	----------	-----------------------------	----------	-------	----------	-------	--	--------	--	--

Year	Liters	Engine Family	Certification Std.	Comments	Executive Order	Location	Exhaust Type	Converter Type	# Converters	Drive Type	Universal #	Direct Fit #
------	--------	---------------	--------------------	----------	-----------------	----------	--------------	----------------	--------------	------------	-------------	--------------

MAZDA

MPV (Continued)

2000	2.5	YTKXT02.52FM	LEV1 LEV	Firewall Side Manifold Unit	D-665-15	FR	DS	2TWC,TWC	3	ALL		867504
2000	2.5	YTKXT02.52FM	LEV1 LEV		D-665-15	U	DS	2TWC,TWC	3	ALL	868003	868503
2001	2.5	1TKXT02.5CMA	LEV1 LEV	Radiator Side Manifold Unit	D-665-15	FL	DS	2TWC,TWC	3	ALL		867503
2001	2.5	1TKXT02.5CMB	LEV1 LEV	Radiator Side Manifold Unit	D-665-15	FL	DS	2TWC,TWC	3	ALL		867503
2001	2.5	1TKXT02.5CMA	LEV1 LEV	Firewall Side Manifold Unit	D-665-15	FR	DS	2TWC,TWC	3	ALL		867504
2001	2.5	1TKXT02.5CMB	LEV1 LEV	Firewall Side Manifold Unit	D-665-15	FR	DS	2TWC,TWC	3	ALL		867504
2001	2.5	1TKXT02.5CMA	LEV1 LEV		D-665-15	U	DS	2TWC,TWC	3	ALL	868003	868503
2001	2.5	1TKXT02.5CMB	LEV1 LEV		D-665-15	U	DS	2TWC,TWC	3	ALL	868003	868503
1996	3.0	TTK3.02JGKEK	TIER1		D-665-20	F	S	TWC(2)	2	ALL	650006	650510
1996	3.0	TTK3.02JGKEK	TIER1		D-665-20	R	S	TWC(2)	2	ALL	651008	651568
1997	3.0	VTK3.02JG2EK	TIER1		D-665-20	F	S	TWC(2)	2	ALL	650006	650510
1997	3.0	VTK3.02JGKEK	TIER1		D-665-20	F	S	TWC(2)	2	ALL	650006	650510
1997	3.0	VTK3.02JG2EK	TIER1		D-665-20	R	S	TWC(2)	2	ALL	651008	651568
1997	3.0	VTK3.02JGKEK	TIER1		D-665-20	R	S	TWC(2)	2	ALL	651008	651568
1998	3.0	WTKXT03.02B2	TIER1		D-665-20	F	S	TWC(2)	2	ALL	650006	650510
1998	3.0	WTKXT03.02DM	TLEV		D-665-20	F	S	TWC(2)	2	ALL	650006	650510
1998	3.0	WTKXT03.02B2	TIER1		D-665-20	R	S	TWC(2)	2	ALL	651008	651568
1998	3.0	WTKXT03.02DM	TLEV		D-665-20	R	S	TWC(2)	2	ALL	651008	651568

PROTEGE

1999	1.6	XTKXV01.6VJM	LEV1 ULEV		D-665-21	F	S	WU-TWC,TWC	2	ALL		700503
2000	1.6	YTKXV01.6VJM	LEV1 ULEV		D-665-21	F	S	WU-TWC,TWC	2	ALL		700503
2001	1.6	1TKXV01.6DJA	LEV1 ULEV		D-665-21	F	S	TWC(2)	2	ALL		700503
1996	1.8	TTK1.8VJGKFK	TIER1		D-665-17	U	S	TWC	1	ALL	630001	
1997	1.8	VTK1.8VJGKFK	TIER1		D-665-17	U	S	TWC	1	ALL	630001	
1998	1.8	WTKXV01.8VB2	TIER1		D-665-17	U	S	TWC	1	ALL	630001	
2001	2.0	1TKXV02.0GJA	LEV1 ULEV		D-665-21	F	S	TWC(2)	2	ALL	700010	700503
2001	2.0	1TKXV02.0GJA	LEV1 ULEV		D-665-21	R	S	TWC(2)	2	ALL	701001	701527
2002	2.0	2TKXV02.0GJA	LEV1 ULEV		D-665-21	F	S	TWC(2)	2	ALL	700010	700503
2002	2.0	2TKXV02.0GJA	LEV1 ULEV		D-665-21	R	S	TWC(2)	2	ALL	701001	701527
2003	2.0	3TKXV02.0HJA	LEV1 ULEV		D-665-21	F	S	WU-TWC,TWC	2	ALL	700010	700503
2003	2.0	3TKXV02.0HJA	LEV1 ULEV		D-665-21	R	S	WU-TWC,TWC	2	ALL	701001	701527

PROTEGE5

2002	2.0	2TKXV02.0GJA	LEV1 ULEV		D-665-21	F	S	TWC(2)	2	ALL	700010	700503
2002	2.0	2TKXV02.0GJA	LEV1 ULEV		D-665-21	R	S	TWC(2)	2	ALL	701001	701527
2003	2.0	3TKXV02.0HJA	LEV1 ULEV		D-665-21	F	S	WU-TWC,TWC	2	ALL	700010	700503
2003	2.0	3TKXV02.0HJA	LEV1 ULEV		D-665-21	R	S	WU-TWC,TWC	2	ALL	701001	701527

TRIBUTE

2001	2.0	1TKXT02.0CJA	LEV1 LEV		D-665-17	U	S	TWC	1	MANU-AL	630001	
2002	2.0	2TKXT02.0CJA	LEV1 LEV		D-665-17	U	S	TWC	1	ALL	630002	
2003	2.0	3TKXV02.0CJA	LEV1 LEV		D-665-17	U	S	TWC	1	ALL	630002	
2004	2.0	4TKXT02.0AJA	LEV1 LEV		D-665-17	U	S	TWC	1	ALL	630002	
2005	2.3	5TKXT02.35CA	LEV2 LEV		D-665-15	U	S	TWC(2)	2	2WD	868041	
2001	3.0	1TKXT03.0FLB	LEV1 LEV	RADIATOR SIDE MANI-FOLD UNIT	D-665-15	FL	DS	2TWC,TWC	3	2WD		867501

OBDII

Year	Liters	Engine Family	Certification Std.	Comments	Executive Order	Location	Exhaust Type	Converter Type	# Converters	Drive Type	Universal #	Direct Fit #
------	--------	---------------	--------------------	----------	-----------------	----------	--------------	----------------	--------------	------------	-------------	--------------

MAZDA

TRIBUTE (Continued)

2001	3.0	1TKXT03.0FLB	LEV1 LEV	Firewall Side Manifold Unit	D-665-15	FR	DS	2TWC,TWC	3	2WD		867502
2001	3.0	1TKXT03.0FLB	LEV1 LEV		D-665-15	U	DS	2TWC,TWC	3	2WD	868002	
2002	3.0	2TKXT03.0FLB	LEV1 LEV	RADIATOR SIDE MANI-FOLD UNIT	D-665-15	FL	DS	2TWC,TWC	3	ALL		867501
2002	3.0	2TKXT03.0FLC	LEV1 LEV	RADIATOR SIDE MANI-FOLD UNIT	D-665-15	FL	DS	2TWC,TWC	3	2WD		867501
2002	3.0	2TKXT03.0FLB	LEV1 LEV	Firewall Side Manifold Unit	D-665-15	FR	DS	2TWC,TWC	3	ALL		867502
2002	3.0	2TKXT03.0FLC	LEV1 LEV	Firewall Side Manifold Unit	D-665-15	FR	DS	2TWC,TWC	3	2WD		867502
2002	3.0	2TKXT03.0FLB	LEV1 LEV		D-665-15	U	DS	2TWC,TWC	3	ALL	868002	
2002	3.0	2TKXT03.0FLC	LEV1 LEV		D-665-15	U	DS	2TWC,TWC	3	2WD	868002	
2003	3.0	3TKXT03.0FLC	LEV1 LEV	RADIATOR SIDE MANI-FOLD UNIT	D-665-15	FL	DS	2TWC,TWC	3	2WD		867501
2003	3.0	3TKXT03.0FLC	LEV1 LEV	Firewall Side Manifold Unit	D-665-15	FR	DS	2TWC,TWC	3	2WD		867502
2003	3.0	3TKXT03.0FLC	LEV1 LEV		D-665-15	U	DS	2TWC,TWC	3	2WD	868002	
2004	3.0	4TKXT03.0ALB	LEV1 LEV	RADIATOR SIDE MANI-FOLD UNIT	D-665-15	FL	DS	2TWC,TWC	3	2WD		867501
2004	3.0	4TKXT03.0ALB	LEV1 LEV	Firewall Side Manifold Unit	D-665-15	FR	DS	2TWC,TWC	3	2WD		867502
2004	3.0	4TKXT03.0ALB	LEV1 LEV		D-665-15	U	DS	2TWC,TWC	3	2WD	868002	
2005	3.0	5TKXT03.05CA	LEV2 LEV	RADIATOR SIDE MANI-FOLD UNIT	D-665-15	FL	DS	2TWC,TWC	3	2WD		867501
2005	3.0	5TKXT03.08BA	LEV1 ULEV	RADIATOR SIDE MANI-FOLD UNIT	D-665-15	FL	DS	2TWC,TWC	3	2WD		867501
2005	3.0	5TKXT03.05CA	LEV2 LEV	Firewall Side Manifold Unit	D-665-15	FR	DS	2TWC,TWC	3	2WD		867502
2005	3.0	5TKXT03.08BA	LEV1 ULEV	Firewall Side Manifold Unit	D-665-15	FR	DS	2TWC,TWC	3	2WD		867502
2005	3.0	5TKXT03.05CA	LEV2 LEV		D-665-15	U	DS	2TWC,TWC	3	2WD	868045	
2005	3.0	5TKXT03.08BA	LEV1 ULEV		D-665-15	U	DS	2TWC,TWC	3	2WD	868045	
2006	3.0	6TKXT03.05CA	LEV2 LEV	RADIATOR SIDE MANI-FOLD UNIT	D-665-15	FL	DS	2TWC,TWC	3	2WD		867501
2006	3.0	6TKXT03.05CA	LEV2 LEV	Firewall Side Manifold Unit	D-665-15	FR	DS	2TWC,TWC	3	2WD		867502
2006	3.0	6TKXT03.05CA	LEV2 LEV		D-665-15	U	DS	2TWC,TWC	3	2WD	868045	

MERCEDES-BENZ

C220

1996	2.2	TMB2.2VJGKEK	TLEV		D-665-17	UL	D	2TWC	2	ALL	630001	
1996	2.2	TMB2.2VJGKEK	TLEV		D-665-17	UR	D	2TWC	2	ALL	630001	

C230

1997	2.3	VMB2.3VJGKEK	TLEV		D-665-17	UL	D	2TWC	2	ALL	630001	
1997	2.3	VMB2.3VJGKEK	TLEV		D-665-17	UR	D	2TWC	2	ALL	630001	
1998	2.3	WMBXV02.3GNU	TLEV		D-665-17	UL	D	2TWC	2	ALL	630001	
1998	2.3	WMBXV02.3GNU	TLEV		D-665-17	UR	D	2TWC	2	ALL	630001	
1999	2.3	XMBXV02.3GSU	TLEV		D-665-17	UL	D	2TWC	2	ALL	630001	
1999	2.3	XMBXV02.3GSU	TLEV		D-665-17	UR	D	2TWC	2	ALL	630001	
2000	2.3	YMBXV02.3GSU	TLEV		D-665-17	UL	D	2TWC	2	ALL	630001	
2000	2.3	YMBXV02.3GSU	TLEV		D-665-17	UR	D	2TWC	2	ALL	630001	
2002	2.3	2MBXV02.3LBI	LEV1 LEV		D-665-17	U	S	TWC	1	ALL	630014	

Year	Liters	Engine Family	Certification Std.	Comments	Executive Order	Location	Exhaust Type	Converter Type	# Converters	Drive Type	Universal #	Direct Fit #
------	--------	---------------	--------------------	----------	-----------------	----------	--------------	----------------	--------------	------------	-------------	--------------

MERCEDES-BENZ

C240

2001	2.6	1MBXV02.6LBI	LEV1 LEV		D-665-17	FL D	2WU-TWC,2TWC	4 ALL	630001			
2001	2.6	1MBXV02.6LBI	LEV1 LEV		D-665-17	FR D	2WU-TWC,2TWC	4 ALL	630001			
2001	2.6	1MBXV02.6LBI	LEV1 LEV		D-665-17	RL D	2WU-TWC,2TWC	4 ALL	630001			
2001	2.6	1MBXV02.6LBI	LEV1 LEV		D-665-17	RR D	2WU-TWC,2TWC	4 ALL	630001			
2002	2.6	2MBXV03.2LBX	LEV1 LEV		D-665-17	FL D	2WU-TWC,2TWC	4 ALL	630001			
2002	2.6	2MBXV03.2LBX	LEV1 LEV		D-665-17	FR D	2WU-TWC,2TWC	4 ALL	630001			
2002	2.6	2MBXV03.2LBX	LEV1 LEV		D-665-17	RL D	2WU-TWC,2TWC	4 ALL	630001			
2002	2.6	2MBXV03.2LBX	LEV1 LEV		D-665-17	RR D	2WU-TWC,2TWC	4 ALL	630001			
2003	2.6	3MBXV03.2LXX	LEV1 LEV		D-665-17	FL D	2WU-TWC,2TWC	4 ALL	630001			
2003	2.6	3MBXV03.2LXX	LEV1 LEV		D-665-17	FR D	2WU-TWC,2TWC	4 ALL	630001			
2003	2.6	3MBXV03.2LXX	LEV1 LEV		D-665-17	RL D	2WU-TWC,2TWC	4 ALL	630001			
2003	2.6	3MBXV03.2LXX	LEV1 LEV		D-665-17	RR D	2WU-TWC,2TWC	4 ALL	630001			
2004	2.6	4MBXV03.2LBX	LEV1 ULEV		D-665-21	FL D	2WU-TWC,2TWC	4 ALL	700003			
2004	2.6	4MBXV03.2LBX	LEV1 ULEV		D-665-21	FR D	2WU-TWC,2TWC	4 ALL	700003			
2004	2.6	4MBXV03.2LBX	LEV1 ULEV		D-665-21	RL D	2WU-TWC,2TWC	4 ALL	701004			
2004	2.6	4MBXV03.2LBX	LEV1 ULEV		D-665-21	RR D	2WU-TWC,2TWC	4 ALL	701004			
2004	2.6	4MBXV03.2LBX	LEV1 ULEV		D-665-21	UL D	2WU-TWC,2TWC	4 ALL			701528	
2004	2.6	4MBXV03.2LBX	LEV1 ULEV		D-665-21	UR D	2WU-TWC,2TWC	4 ALL			701529	
2005	2.6	5MBXV03.2LBI	LEV1 ULEV		D-665-21	FL D	2WU-TWC,2TWC	4 ALL	700003			
2005	2.6	5MBXV03.2LBI	LEV1 ULEV		D-665-21	FR D	2WU-TWC,2TWC	4 ALL	700003			
2005	2.6	5MBXV03.2LBI	LEV1 ULEV		D-665-21	RL D	2WU-TWC,2TWC	4 ALL	701004			
2005	2.6	5MBXV03.2LBI	LEV1 ULEV		D-665-21	RR D	2WU-TWC,2TWC	4 ALL	701004			
2005	2.6	5MBXV03.2LBI	LEV1 ULEV		D-665-21	UL D	2WU-TWC,2TWC	4 ALL			701528	
2005	2.6	5MBXV03.2LBI	LEV1 ULEV		D-665-21	UR D	2WU-TWC,2TWC	4 ALL			701529	

C280

1998	2.8	WMBXV03.2GNB	LEV1 LEV		D-665-17	FL D	2WU-TWC,2TWC	4 ALL	630001			
1998	2.8	WMBXV03.2GNB	LEV1 LEV		D-665-17	FR D	2WU-TWC,2TWC	4 ALL	630001			
1998	2.8	WMBXV03.2GNB	LEV1 LEV		D-665-17	RL D	2WU-TWC,2TWC	4 ALL	630001			
1998	2.8	WMBXV03.2GNB	LEV1 LEV		D-665-17	RR D	2WU-TWC,2TWC	4 ALL	630001			
1999	2.8	XMBXV03.2GNB	LEV1 LEV		D-665-17	FL D	2WU-TWC,2TWC	4 ALL	630001			
1999	2.8	XMBXV03.2GNB	LEV1 LEV		D-665-17	FR D	2WU-TWC,2TWC	4 ALL	630001			
1999	2.8	XMBXV03.2GNB	LEV1 LEV		D-665-17	RL D	2WU-TWC,2TWC	4 ALL	630001			
1999	2.8	XMBXV03.2GNB	LEV1 LEV		D-665-17	RR D	2WU-TWC,2TWC	4 ALL	630001			
2000	2.8	YMBXV03.2GNB	LEV1 LEV		D-665-17	FL D	2WU-TWC,2TWC	4 ALL	630001			
2000	2.8	YMBXV03.2GNB	LEV1 LEV		D-665-17	FR D	2WU-TWC,2TWC	4 ALL	630001			
2000	2.8	YMBXV03.2GNB	LEV1 LEV		D-665-17	RL D	2WU-TWC,2TWC	4 ALL	630001			
2000	2.8	YMBXV03.2GNB	LEV1 LEV		D-665-17	RR D	2WU-TWC,2TWC	4 ALL	630001			

C32 AMG

2002	3.2	2MBXV03.2LBI	LEV1 LEV		D-665-17	FL D	2WU-TWC,2TWC	4 ALL	630001			
2002	3.2	2MBXV03.2LBI	LEV1 LEV		D-665-17	FR D	2WU-TWC,2TWC	4 ALL	630001			
2002	3.2	2MBXV03.2LBI	LEV1 LEV		D-665-17	RL D	2WU-TWC,2TWC	4 ALL	630001			
2002	3.2	2MBXV03.2LBI	LEV1 LEV		D-665-17	RR D	2WU-TWC,2TWC	4 ALL	630001			
2003	3.2	3MBXV03.2LBI	LEV1 LEV		D-665-17	FL D	2WU-TWC,2TWC	4 ALL	630001			
2003	3.2	3MBXV03.2LBI	LEV1 LEV		D-665-17	FR D	2WU-TWC,2TWC	4 ALL	630001			
2003	3.2	3MBXV03.2LBI	LEV1 LEV		D-665-17	RL D	2WU-TWC,2TWC	4 ALL	630001			
2003	3.2	3MBXV03.2LBI	LEV1 LEV		D-665-17	RR D	2WU-TWC,2TWC	4 ALL	630001			
2004	3.2	4MBXV03.2LBI	LEV1 LEV		D-665-17	FL D	2WU-TWC,2TWC	4 ALL	630001			
2004	3.2	4MBXV03.2LBI	LEV1 LEV		D-665-17	FR D	2WU-TWC,2TWC	4 ALL	630001			
2004	3.2	4MBXV03.2LBI	LEV1 LEV		D-665-17	RL D	2WU-TWC,2TWC	4 ALL	630001			

Year	Liters	Engine Family	Certification Std.	Comments	Executive Order	Location	Exhaust Type	Converter Type	# Converters	Drive Type	Universal #	Direct Fit #
------	--------	---------------	--------------------	----------	-----------------	----------	--------------	----------------	--------------	------------	-------------	--------------

MERCEDES-BENZ

C32 AMG (Continued)

2004	3.2	4MBXV03.2LBI	LEV1 LEV		D-665-17	RR	D	2WU-TWC,2TWC	4	ALL	630001	
------	-----	--------------	----------	--	----------	----	---	--------------	---	-----	--------	--

C320

2001	3.2	1MBXV03.2LBI	LEV1 LEV		D-665-17	FL	D	2WU-TWC,2TWC	4	ALL	630001	
2001	3.2	1MBXV03.2LBI	LEV1 LEV		D-665-17	FR	D	2WU-TWC,2TWC	4	ALL	630001	
2001	3.2	1MBXV03.2LBI	LEV1 LEV		D-665-17	RL	D	2WU-TWC,2TWC	4	ALL	630001	
2001	3.2	1MBXV03.2LBI	LEV1 LEV		D-665-17	RR	D	2WU-TWC,2TWC	4	ALL	630001	
2002	3.2	2MBXV03.2LBX	LEV1 LEV		D-665-17	FL	D	2WU-TWC,2TWC	4	ALL	630001	
2002	3.2	2MBXV03.2LBX	LEV1 LEV		D-665-17	FR	D	2WU-TWC,2TWC	4	ALL	630001	
2002	3.2	2MBXV03.2LBX	LEV1 LEV		D-665-17	RL	D	2WU-TWC,2TWC	4	ALL	630001	
2002	3.2	2MBXV03.2LBX	LEV1 LEV		D-665-17	RR	D	2WU-TWC,2TWC	4	ALL	630001	
2003	3.2	3MBXV03.2LXX	LEV1 LEV		D-665-17	FL	D	2WU-TWC,2TWC	4	ALL	630001	
2003	3.2	3MBXV03.2LXY	LEV1 LEV		D-665-17	FL	D	2WU-TWC,2TWC	4	ALL	630001	
2003	3.2	3MBXV03.2LXX	LEV1 LEV		D-665-17	FR	D	2WU-TWC,2TWC	4	ALL	630001	
2003	3.2	3MBXV03.2LXY	LEV1 LEV		D-665-17	FR	D	2WU-TWC,2TWC	4	ALL	630001	
2003	3.2	3MBXV03.2LXX	LEV1 LEV		D-665-17	RL	D	2WU-TWC,2TWC	4	ALL	630001	
2003	3.2	3MBXV03.2LXY	LEV1 LEV		D-665-17	RL	D	2WU-TWC,2TWC	4	ALL	630001	
2003	3.2	3MBXV03.2LXX	LEV1 LEV		D-665-17	RR	D	2WU-TWC,2TWC	4	ALL	630001	
2003	3.2	3MBXV03.2LXY	LEV1 LEV		D-665-17	RR	D	2WU-TWC,2TWC	4	ALL	630001	
2004	3.2	4MBXV03.2LBX	LEV1 ULEV		D-665-21	FL	D	2WU-TWC,2TWC	4	ALL	700003	
2004	3.2	4MBXV03.2LBX	LEV1 ULEV		D-665-21	FR	D	2WU-TWC,2TWC	4	ALL	700003	
2004	3.2	4MBXV03.2LBX	LEV1 ULEV		D-665-21	RL	D	2WU-TWC,2TWC	4	ALL	701004	
2004	3.2	4MBXV03.2LBX	LEV1 ULEV		D-665-21	RR	D	2WU-TWC,2TWC	4	ALL	701004	
2004	3.2	4MBXV03.2LBX	LEV1 ULEV		D-665-21	UL	D	2WU-TWC,2TWC	4	ALL		701528
2004	3.2	4MBXV03.2LBX	LEV1 ULEV		D-665-21	UR	D	2WU-TWC,2TWC	4	ALL		701529
2005	3.2	5MBXV03.2LBI	LEV1 ULEV		D-665-21	FL	D	2WU-TWC,2TWC	4	ALL	700003	
2005	3.2	5MBXV03.2LBI	LEV1 ULEV		D-665-21	FR	D	2WU-TWC,2TWC	4	ALL	700003	
2005	3.2	5MBXV03.2LBI	LEV1 ULEV		D-665-21	RL	D	2WU-TWC,2TWC	4	ALL	701004	
2005	3.2	5MBXV03.2LBI	LEV1 ULEV		D-665-21	RR	D	2WU-TWC,2TWC	4	ALL	701004	
2005	3.2	5MBXV03.2LBI	LEV1 ULEV		D-665-21	UL	D	2WU-TWC,2TWC	4	ALL		701528
2005	3.2	5MBXV03.2LBI	LEV1 ULEV		D-665-21	UR	D	2WU-TWC,2TWC	4	ALL		701529

C55 AMG

2005	5.5	5MBXV05.5LBI	LEV1 LEV		D-665-17	FL	D	2WU-TWC,2TWC	4	ALL	630002	
2005	5.5	5MBXV05.5LBI	LEV1 LEV		D-665-17	FR	D	2WU-TWC,2TWC	4	ALL	630002	
2005	5.5	5MBXV05.5LBI	LEV1 LEV		D-665-17	RL	D	2WU-TWC,2TWC	4	ALL	630002	
2005	5.5	5MBXV05.5LBI	LEV1 LEV		D-665-17	RR	D	2WU-TWC,2TWC	4	ALL	630002	

CL500

1998	5.0	WMBXV05.0GNB	TLEV		D-665-17	FL	D	2WU-TWC,2TWC	4	ALL	630016	
1998	5.0	WMBXV05.0GNB	TLEV		D-665-17	FR	D	2WU-TWC,2TWC	4	ALL	630016	
1998	5.0	WMBXV05.0GNB	TLEV		D-665-17	RL	D	2WU-TWC,2TWC	4	ALL	630016	
1998	5.0	WMBXV05.0GNB	TLEV		D-665-17	RR	D	2WU-TWC,2TWC	4	ALL	630016	
1999	5.0	XMBXV05.0GND	TLEV		D-665-17	FL	D	2WU-TWC,2TWC	4	ALL	630002	
1999	5.0	XMBXV05.0GND	TLEV		D-665-17	FR	D	2WU-TWC,2TWC	4	ALL	630002	
1999	5.0	XMBXV05.0GND	TLEV		D-665-17	RL	D	2WU-TWC,2TWC	4	ALL	630002	
1999	5.0	XMBXV05.0GND	TLEV		D-665-17	RR	D	2WU-TWC,2TWC	4	ALL	630002	
2000	5.0	YMBXV05.0GNB	LEV1 LEV		D-665-17	UL	D	2WU-TWC,2TWC	4	ALL		630564
2001	5.0	1MBXV05.0UBI	LEV1 ULEV		D-665-21	FL	D	2WU-TWC,2TWC	4	ALL	700002	
2001	5.0	1MBXV05.0UBI	LEV1 ULEV		D-665-21	FR	D	2WU-TWC,2TWC	4	ALL	700002	
2001	5.0	1MBXV05.0UBI	LEV1 ULEV		D-665-21	RL	D	2WU-TWC,2TWC	4	ALL	701005	

OBDII

Year	Liters	Engine Family	Certification Std.	Comments	Executive Order	Location	Exhaust Type	Converter Type	# Converters	Drive Type	Universal #	Direct Fit #
------	--------	---------------	--------------------	----------	-----------------	----------	--------------	----------------	--------------	------------	-------------	--------------

MERCEDES-BENZ

CL500 (Continued)

2001	5.0	1MBXV05.0UBI	LEV1 ULEV		D-665-21	RR	D	2WU-TWC,2TWC	4	ALL	701005	
2001	5.0	1MBXV05.0UBI	LEV1 ULEV		D-665-21	UL	D	2WU-TWC,2TWC	4	ALL		701516
2001	5.0	1MBXV05.0UBI	LEV1 ULEV		D-665-21	UR	D	2WU-TWC,2TWC	4	ALL		701517
2002	5.0	2MBXV05.0UBI	LEV1 ULEV		D-665-21	FL	D	2WU-TWC,2TWC	4	ALL	700002	
2002	5.0	2MBXV05.0UBI	LEV1 ULEV		D-665-21	FR	D	2WU-TWC,2TWC	4	ALL	700002	
2002	5.0	2MBXV05.0UBI	LEV1 ULEV		D-665-21	RL	D	2WU-TWC,2TWC	4	ALL	701005	
2002	5.0	2MBXV05.0UBI	LEV1 ULEV		D-665-21	RR	D	2WU-TWC,2TWC	4	ALL	701005	
2002	5.0	2MBXV05.0UBI	LEV1 ULEV		D-665-21	UL	D	2WU-TWC,2TWC	4	ALL		701516
2002	5.0	2MBXV05.0UBI	LEV1 ULEV		D-665-21	UR	D	2WU-TWC,2TWC	4	ALL		701517
2003	5.0	3MBXV05.0UBI	LEV1 ULEV		D-665-21	FL	D	2WU-TWC,2TWC	4	ALL	700002	
2003	5.0	3MBXV05.0UBI	LEV1 ULEV		D-665-21	FR	D	2WU-TWC,2TWC	4	ALL	700002	
2003	5.0	3MBXV05.0UBI	LEV1 ULEV		D-665-21	RL	D	2WU-TWC,2TWC	4	ALL	701005	
2003	5.0	3MBXV05.0UBI	LEV1 ULEV		D-665-21	RR	D	2WU-TWC,2TWC	4	ALL	701005	
2003	5.0	3MBXV05.0UBI	LEV1 ULEV		D-665-21	UL	D	2WU-TWC,2TWC	4	ALL		701516
2003	5.0	3MBXV05.0UBI	LEV1 ULEV		D-665-21	UR	D	2WU-TWC,2TWC	4	ALL		701517

CL55 AMG

2001	5.5	1MBXV05.5LBI	LEV1 LEV		D-665-17	FL	D	2WU-TWC,2TWC	4	ALL	630002	
2001	5.5	1MBXV05.5LBI	LEV1 LEV		D-665-17	FR	D	2WU-TWC,2TWC	4	ALL	630002	
2001	5.5	1MBXV05.5LBI	LEV1 LEV		D-665-17	RL	D	2WU-TWC,2TWC	4	ALL	630002	
2001	5.5	1MBXV05.5LBI	LEV1 LEV		D-665-17	RR	D	2WU-TWC,2TWC	4	ALL	630002	
2002	5.5	2MBXV05.5LBI	LEV1 LEV		D-665-17	FL	D	2WU-TWC,2TWC	4	ALL	630002	
2002	5.5	2MBXV05.5LBI	LEV1 LEV		D-665-17	FR	D	2WU-TWC,2TWC	4	ALL	630002	
2002	5.5	2MBXV05.5LBI	LEV1 LEV		D-665-17	RL	D	2WU-TWC,2TWC	4	ALL	630002	
2002	5.5	2MBXV05.5LBI	LEV1 LEV		D-665-17	RR	D	2WU-TWC,2TWC	4	ALL	630002	
2003	5.5	3MBXV05.5LBI	LEV1 LEV		D-665-17	FL	D	2WU-TWC,2TWC	4	ALL	630002	
2003	5.5	3MBXV05.5LBI	LEV1 LEV		D-665-17	FR	D	2WU-TWC,2TWC	4	ALL	630002	
2003	5.5	3MBXV05.5LBI	LEV1 LEV		D-665-17	RL	D	2WU-TWC,2TWC	4	ALL	630002	
2003	5.5	3MBXV05.5LBI	LEV1 LEV		D-665-17	RR	D	2WU-TWC,2TWC	4	ALL	630002	
2004	5.5	4MBXV05.5LBX	LEV1 LEV		D-665-17	FL	D	2WU-TWC,2TWC	4	ALL	630002	
2004	5.5	4MBXV05.5LBX	LEV1 LEV		D-665-17	FR	D	2WU-TWC,2TWC	4	ALL	630002	
2004	5.5	4MBXV05.5LBX	LEV1 LEV		D-665-17	RL	D	2WU-TWC,2TWC	4	ALL	630002	
2004	5.5	4MBXV05.5LBX	LEV1 LEV		D-665-17	RR	D	2WU-TWC,2TWC	4	ALL	630002	
2005	5.5	5MBXV05.5LBI	LEV1 LEV		D-665-17	FL	D	2WU-TWC,2TWC	4	ALL	630002	
2005	5.5	5MBXV05.5LBI	LEV1 LEV		D-665-17	FR	D	2WU-TWC,2TWC	4	ALL	630002	
2005	5.5	5MBXV05.5LBI	LEV1 LEV		D-665-17	RL	D	2WU-TWC,2TWC	4	ALL	630002	
2005	5.5	5MBXV05.5LBI	LEV1 LEV		D-665-17	RR	D	2WU-TWC,2TWC	4	ALL	630002	

CL600

2001	5.8	1MBXV05.8TBI	TLEV		D-665-17	FL	D	4WU-TWC,2TWC	6	ALL	630002	
2001	5.8	1MBXV05.8TBI	TLEV		D-665-17	FR	D	4WU-TWC,2TWC	6	ALL	630002	
2001	5.8	1MBXV05.8TBI	TLEV		D-665-17	ML	D	4WU-TWC,2TWC	6	ALL	630002	
2001	5.8	1MBXV05.8TBI	TLEV		D-665-17	MR	D	4WU-TWC,2TWC	6	ALL	630002	
2001	5.8	1MBXV05.8TBI	TLEV		D-665-17	RL	D	4WU-TWC,2TWC	6	ALL	630002	
2001	5.8	1MBXV05.8TBI	TLEV		D-665-17	RR	D	4WU-TWC,2TWC	6	ALL	630002	
2002	5.8	2MBXV05.8TBI	TLEV		D-665-17	FL	D	4WU-TWC,2TWC	6	ALL	630001	
2002	5.8	2MBXV05.8TBI	TLEV		D-665-17	FR	D	4WU-TWC,2TWC	6	ALL	630001	
2002	5.8	2MBXV05.8TBI	TLEV		D-665-17	ML	D	4WU-TWC,2TWC	6	ALL	630002	
2002	5.8	2MBXV05.8TBI	TLEV		D-665-17	MR	D	4WU-TWC,2TWC	6	ALL	630002	
2002	5.8	2MBXV05.8TBI	TLEV		D-665-17	RL	D	4WU-TWC,2TWC	6	ALL	630001	
2002	5.8	2MBXV05.8TBI	TLEV		D-665-17	RR	D	4WU-TWC,2TWC	6	ALL	630001	

OBDII

Year	Liters	Engine Family	Certification Std.	Comments	Executive Order	Location	Exhaust Type	Converter Type	# Converters	Drive Type	Universal #	Direct Fit #
------	--------	---------------	--------------------	----------	-----------------	----------	--------------	----------------	--------------	------------	-------------	--------------

MERCEDES-BENZ

CLK320

1999	3.2	XMBXV03.2GNB	LEV1 LEV		D-665-17	FL D	2WU-TWC,2TWC	4 ALL	630001			
1999	3.2	XMBXV03.2GNB	LEV1 LEV		D-665-17	FR D	2WU-TWC,2TWC	4 ALL	630001			
1999	3.2	XMBXV03.2GNB	LEV1 LEV		D-665-17	RL D	2WU-TWC,2TWC	4 ALL	630001			
1999	3.2	XMBXV03.2GNB	LEV1 LEV		D-665-17	RR D	2WU-TWC,2TWC	4 ALL	630001			
2001	3.2	1MBXV03.2LTR	LEV1 LEV		D-665-17	FL D	2WU-TWC,2TWC	4 ALL	630001			
2001	3.2	1MBXV03.2LTR	LEV1 LEV		D-665-17	FR D	2WU-TWC,2TWC	4 ALL	630001			
2001	3.2	1MBXV03.2LTR	LEV1 LEV		D-665-17	RL D	2WU-TWC,2TWC	4 ALL	630001			
2001	3.2	1MBXV03.2LTR	LEV1 LEV		D-665-17	RR D	2WU-TWC,2TWC	4 ALL	630001			
2002	3.2	2MBXV03.2LBX	LEV1 LEV		D-665-17	FL D	2WU-TWC,2TWC	4 ALL	630001			
2002	3.2	2MBXV03.2LBX	LEV1 LEV		D-665-17	FR D	2WU-TWC,2TWC	4 ALL	630001			
2002	3.2	2MBXV03.2LBX	LEV1 LEV		D-665-17	RL D	2WU-TWC,2TWC	4 ALL	630001			
2002	3.2	2MBXV03.2LBX	LEV1 LEV		D-665-17	RR D	2WU-TWC,2TWC	4 ALL	630001			
2003	3.2	3MBXV03.2LBX	LEV1 LEV		D-665-17	FL D	2WU-TWC,2TWC	4 ALL	630001			
2003	3.2	3MBXV03.2UBX	LEV1 ULEV		D-665-21	FL D	2WU-TWC,2TWC	4 ALL	700003			
2003	3.2	3MBXV03.2LBX	LEV1 LEV		D-665-17	FR D	2WU-TWC,2TWC	4 ALL	630001			
2003	3.2	3MBXV03.2UBX	LEV1 ULEV		D-665-21	FR D	2WU-TWC,2TWC	4 ALL	700003			
2003	3.2	3MBXV03.2LBX	LEV1 LEV		D-665-17	RL D	2WU-TWC,2TWC	4 ALL	630001			
2003	3.2	3MBXV03.2UBX	LEV1 ULEV		D-665-21	RL D	2WU-TWC,2TWC	4 ALL	701004			
2003	3.2	3MBXV03.2LBX	LEV1 LEV		D-665-17	RR D	2WU-TWC,2TWC	4 ALL	630001			
2003	3.2	3MBXV03.2UBX	LEV1 ULEV		D-665-21	RR D	2WU-TWC,2TWC	4 ALL	701004			
2003	3.2	3MBXV03.2UBX	LEV1 ULEV	Convertible Only	D-665-21	UL D	2WU-TWC,2TWC	4 ALL			701533	
2003	3.2	3MBXV03.2UBX	LEV1 ULEV	Convertible Only	D-665-21	UR D	2WU-TWC,2TWC	4 ALL			701529	

CLK430

2001	4.3	1MBXV04.3LTR	LEV1 LEV		D-665-17	FL D	2WU-TWC,2TWC	4 ALL	630001			
2001	4.3	1MBXV04.3LTR	LEV1 LEV		D-665-17	FR D	2WU-TWC,2TWC	4 ALL	630001			
2001	4.3	1MBXV04.3LTR	LEV1 LEV		D-665-17	RL D	2WU-TWC,2TWC	4 ALL	630001			
2001	4.3	1MBXV04.3LTR	LEV1 LEV		D-665-17	RR D	2WU-TWC,2TWC	4 ALL	630001			
2002	4.3	2MBXV05.0UBI	LEV1 ULEV		D-665-21	FL D	2WU-TWC,2TWC	4 ALL	700009			
2002	4.3	2MBXV05.0UBI	LEV1 ULEV		D-665-21	FR D	2WU-TWC,2TWC	4 ALL	700013			
2002	4.3	2MBXV05.0UBI	LEV1 ULEV		D-665-21	RL D	2WU-TWC,2TWC	4 ALL	701011			
2002	4.3	2MBXV05.0UBI	LEV1 ULEV		D-665-21	RR D	2WU-TWC,2TWC	4 ALL	701013			
2002	4.3	2MBXV05.0UBI	LEV1 ULEV		D-665-21	UL D	2WU-TWC,2TWC	4 ALL			701535	
2002	4.3	2MBXV05.0UBI	LEV1 ULEV		D-665-21	UR D	2WU-TWC,2TWC	4 ALL			701537	
2003	4.3	3MBXV04.3UBI	LEV1 ULEV		D-665-21	FL D	2WU-TWC,2TWC	4 ALL	700009			
2003	4.3	3MBXV04.3UBI	LEV1 ULEV		D-665-21	FR D	2WU-TWC,2TWC	4 ALL	700013			
2003	4.3	3MBXV04.3UBI	LEV1 ULEV		D-665-21	RL D	2WU-TWC,2TWC	4 ALL	701011			
2003	4.3	3MBXV04.3UBI	LEV1 ULEV		D-665-21	RR D	2WU-TWC,2TWC	4 ALL	701013			
2003	4.3	3MBXV04.3UBI	LEV1 ULEV		D-665-21	UL D	2WU-TWC,2TWC	4 ALL			701536	
2003	4.3	3MBXV04.3UBI	LEV1 ULEV		D-665-21	UR D	2WU-TWC,2TWC	4 ALL			701538	

CLK55 AMG

2001	5.5	1MBXV05.5LTR	LEV1 LEV		D-665-17	FL D	2WU-TWC,2TWC	4 ALL	630002			
2001	5.5	1MBXV05.5LTR	LEV1 LEV		D-665-17	FR D	2WU-TWC,2TWC	4 ALL	630002			
2001	5.5	1MBXV05.5LTR	LEV1 LEV		D-665-17	RL D	2WU-TWC,2TWC	4 ALL	630002			
2001	5.5	1MBXV05.5LTR	LEV1 LEV		D-665-17	RR D	2WU-TWC,2TWC	4 ALL	630002			
2002	5.5	2MBXV05.5LTR	LEV1 LEV		D-665-17	FL D	2WU-TWC,2TWC	4 ALL	630002			
2002	5.5	2MBXV05.5LTR	LEV1 LEV		D-665-17	FR D	2WU-TWC,2TWC	4 ALL	630002			
2002	5.5	2MBXV05.5LTR	LEV1 LEV		D-665-17	RL D	2WU-TWC,2TWC	4 ALL	630002			
2002	5.5	2MBXV05.5LTR	LEV1 LEV		D-665-17	RR D	2WU-TWC,2TWC	4 ALL	630002			
2003	5.5	3MBXV05.5LBX	LEV1 LEV		D-665-17	FL D	2WU-TWC,2TWC	4 ALL	630002			

OBDII

Year	Liters	Engine Family	Certification Std.	Comments	Executive Order	Location	Exhaust Type	Converter Type	# Converters	Drive Type	Universal #	Direct Fit #
------	--------	---------------	--------------------	----------	-----------------	----------	--------------	----------------	--------------	------------	-------------	--------------

MERCEDES-BENZ

CLK55 AMG (Continued)

2003	5.5	3MBXV05.5LBX	LEV1 LEV		D-665-17	FR	D	2WU-TWC,2TWC	4	ALL	630002	
2003	5.5	3MBXV05.5LBX	LEV1 LEV		D-665-17	RL	D	2WU-TWC,2TWC	4	ALL	630002	
2003	5.5	3MBXV05.5LBX	LEV1 LEV		D-665-17	RR	D	2WU-TWC,2TWC	4	ALL	630002	
2004	5.5	4MBXV05.5LXX	LEV1 LEV		D-665-17	FL	D	2WU-TWC,2TWC	4	ALL	630002	
2004	5.5	4MBXV05.5LXX	LEV1 LEV		D-665-17	FR	D	2WU-TWC,2TWC	4	ALL	630002	
2004	5.5	4MBXV05.5LXX	LEV1 LEV		D-665-17	RL	D	2WU-TWC,2TWC	4	ALL	630002	
2004	5.5	4MBXV05.5LXX	LEV1 LEV		D-665-17	RR	D	2WU-TWC,2TWC	4	ALL	630002	
2005	5.5	5MBXV05.5LBI	LEV1 LEV		D-665-17	FL	D	2WU-TWC,2TWC	4	ALL	630002	
2005	5.5	5MBXV05.5LBI	LEV1 LEV		D-665-17	FR	D	2WU-TWC,2TWC	4	ALL	630002	
2005	5.5	5MBXV05.5LBI	LEV1 LEV		D-665-17	RL	D	2WU-TWC,2TWC	4	ALL	630002	
2005	5.5	5MBXV05.5LBI	LEV1 LEV		D-665-17	RR	D	2WU-TWC,2TWC	4	ALL	630002	

E320

1996	3.2	TMB3.2VJGFEK	TIER1		D-665-17	U	S	TWC	1	ALL	630001	
1997	3.2	VMB3.2VJGKEK	TIER1		D-665-17	U	S	TWC	1	ALL	630001	
1998	3.2	WMBXV03.2GNB	LEV1 LEV		D-665-17	FL	D	2WU-TWC,2TWC	4	ALL	630001	
1998	3.2	WMBXV03.2GNB	LEV1 LEV		D-665-17	FR	D	2WU-TWC,2TWC	4	ALL	630001	
1998	3.2	WMBXV03.2GNB	LEV1 LEV		D-665-17	RL	D	2WU-TWC,2TWC	4	ALL	630001	
1998	3.2	WMBXV03.2GNB	LEV1 LEV		D-665-17	RR	D	2WU-TWC,2TWC	4	ALL	630001	
1999	3.2	XMBXV03.2GNB	LEV1 LEV		D-665-17	FL	D	2WU-TWC,2TWC	4	ALL	630001	
1999	3.2	XMBXV03.2GNB	LEV1 LEV		D-665-17	FR	D	2WU-TWC,2TWC	4	ALL	630001	
1999	3.2	XMBXV03.2GNB	LEV1 LEV		D-665-17	RL	D	2WU-TWC,2TWC	4	ALL	630001	
1999	3.2	XMBXV03.2GNB	LEV1 LEV		D-665-17	RR	D	2WU-TWC,2TWC	4	ALL	630001	
2001	3.2	1MBXV03.2UBI	LEV1 ULEV		D-665-21	FL	D	2WU-TWC,2TWC	4	ALL	700003	
2001	3.2	1MBXV03.2UBI	LEV1 ULEV		D-665-21	FR	D	2WU-TWC,2TWC	4	ALL	700006	
2001	3.2	1MBXV03.2UBI	LEV1 ULEV		D-665-21	RL	D	2WU-TWC,2TWC	4	ALL	701004	
2001	3.2	1MBXV03.2UBI	LEV1 ULEV		D-665-21	RR	D	2WU-TWC,2TWC	4	ALL	701007	
2001	3.2	1MBXV03.2UBI	LEV1 ULEV		D-665-21	UL	D	2WU-TWC,2TWC	4	ALL		701513
2001	3.2	1MBXV03.2UBI	LEV1 ULEV		D-665-21	UR	D	2WU-TWC,2TWC	4	ALL		701514
2002	3.2	2MBXV03.2UBI	LEV1 ULEV		D-665-21	FL	D	2WU-TWC,2TWC	4	ALL	700003	
2002	3.2	2MBXV03.2UBI	LEV1 ULEV		D-665-21	FR	D	2WU-TWC,2TWC	4	ALL	700005	
2002	3.2	2MBXV03.2UBI	LEV1 ULEV		D-665-21	RL	D	2WU-TWC,2TWC	4	ALL	701004	
2002	3.2	2MBXV03.2UBI	LEV1 ULEV		D-665-21	RR	D	2WU-TWC,2TWC	4	ALL	701007	
2002	3.2	2MBXV03.2UBI	LEV1 ULEV		D-665-21	UL	D	2WU-TWC,2TWC	4	ALL		701513
2002	3.2	2MBXV03.2UBI	LEV1 ULEV		D-665-21	UR	D	2WU-TWC,2TWC	4	ALL		701518
2003	3.2	3MBXV03.2UBI	LEV1 ULEV		D-665-21	FL	D	2WU-TWC,2TWC	4	ALL	700003	
2003	3.2	3MBXV03.2UBI	LEV1 ULEV		D-665-21	FR	D	2WU-TWC,2TWC	4	ALL	700005	
2003	3.2	3MBXV03.2UBI	LEV1 ULEV		D-665-21	RL	D	2WU-TWC,2TWC	4	ALL	701004	
2003	3.2	3MBXV03.2UBI	LEV1 ULEV		D-665-21	RR	D	2WU-TWC,2TWC	4	ALL	701007	
2003	3.2	3MBXV03.2UBI	LEV1 ULEV		D-665-21	UL	D	2WU-TWC,2TWC	4	ALL		701513
2003	3.2	3MBXV03.2UBI	LEV1 ULEV	w/o 4MATIC, EXC. WAG- ON, BASE	D-665-21	UL	D	2WU-TWC,2TWC	4	ALL		701513
2003	3.2	3MBXV03.2UBI	LEV1 ULEV		D-665-21	UR	D	2WU-TWC,2TWC	4	ALL		701518
2003	3.2	3MBXV03.2UBI	LEV1 ULEV	w/ 4MATIC WAGON ONLY	D-665-21	UR	D	2WU-TWC,2TWC	4	ALL		701518
2003	3.2	3MBXV03.2UBI	LEV1 ULEV	w/ 4MATIC, EXC. WAGON	D-665-21	UR	D	2WU-TWC,2TWC	4	ALL		701518
2004	3.2	4MBXV03.7LBI	LEV1 ULEV		D-665-21	FL	D	2WU-TWC,2TWC	4	ALL	700003	
2004	3.2	4MBXV03.7LBI	LEV1 ULEV		D-665-21	FR	D	2WU-TWC,2TWC	4	ALL	700005	
2004	3.2	4MBXV03.7LBI	LEV1 ULEV		D-665-21	RL	D	2WU-TWC,2TWC	4	ALL	701004	
2004	3.2	4MBXV03.7LBI	LEV1 ULEV		D-665-21	RR	D	2WU-TWC,2TWC	4	ALL	701007	
2004	3.2	4MBXV03.7LBI	LEV1 ULEV		D-665-21	UL	D	2WU-TWC,2TWC	4	ALL		701521

Year	Liters	Engine Family	Certification Std.	Comments	Executive Order	Location	Exhaust Type	Converter Type	# Converters	Drive Type	Universal #	Direct Fit #
------	--------	---------------	--------------------	----------	-----------------	----------	--------------	----------------	--------------	------------	-------------	--------------

MERCEDES-BENZ

E320 (Continued)

2004	3.2	4MBXV03.7LBI	LEV1 ULEV		D-665-21	UR	D	2WU-TWC,2TWC	4	ALL		701522
------	-----	--------------	-----------	--	----------	----	---	--------------	---	-----	--	--------

E420

1997	4.2	VMB5.0VJGKEK	TLEV		D-665-17	UL	D	2WU-TWC,2TWC	4	ALL	630016	
1997	4.2	VMB5.0VJGKEK	TLEV		D-665-17	UR	D	2WU-TWC,2TWC	4	ALL	630016	

E430

2001	4.3	1MBXV04.3UBI	LEV1 ULEV		D-665-21	FL	D	2WU-TWC,2TWC	4	ALL	700005	
2001	4.3	1MBXV04.3UBI	LEV1 ULEV		D-665-21	FR	D	2WU-TWC,2TWC	4	ALL	700005	
2001	4.3	1MBXV04.3UBI	LEV1 ULEV		D-665-21	RL	D	2WU-TWC,2TWC	4	ALL	701005	
2001	4.3	1MBXV04.3UBI	LEV1 ULEV		D-665-21	RR	D	2WU-TWC,2TWC	4	ALL	701005	
2001	4.3	1MBXV04.3UBI	LEV1 ULEV		D-665-21	UL	D	2WU-TWC,2TWC	4	ALL		701525
2001	4.3	1MBXV04.3UBI	LEV1 ULEV		D-665-21	UR	D	2WU-TWC,2TWC	4	ALL		701526
2002	4.3	2MBXV05.0UBI	LEV1 ULEV		D-665-21	FL	D	2WU-TWC,2TWC	4	ALL	700005	
2002	4.3	2MBXV05.0UBI	LEV1 ULEV		D-665-21	FR	D	2WU-TWC,2TWC	4	ALL	700005	
2002	4.3	2MBXV05.0UBI	LEV1 ULEV		D-665-21	RL	D	2WU-TWC,2TWC	4	ALL	701005	
2002	4.3	2MBXV05.0UBI	LEV1 ULEV		D-665-21	RR	D	2WU-TWC,2TWC	4	ALL	701005	
2002	4.3	2MBXV05.0UBI	LEV1 ULEV		D-665-21	UL	D	2WU-TWC,2TWC	4	ALL		701525
2002	4.3	2MBXV05.0UBI	LEV1 ULEV		D-665-21	UR	D	2WU-TWC,2TWC	4	ALL		701526

E500

2003	5.0	3MBXV05.0UBI	LEV1 ULEV		D-665-21	FL	D	2WU-TWC,2TWC	4	ALL	700008	
2003	5.0	3MBXV05.0UBI	LEV1 ULEV		D-665-21	FR	D	2WU-TWC,2TWC	4	ALL	700008	
2003	5.0	3MBXV05.0UBI	LEV1 ULEV		D-665-21	RL	D	2WU-TWC,2TWC	4	ALL	701010	
2003	5.0	3MBXV05.0UBI	LEV1 ULEV		D-665-21	RR	D	2WU-TWC,2TWC	4	ALL	701010	
2003	5.0	3MBXV05.0UBI	LEV1 ULEV		D-665-21	UL	D	2WU-TWC,2TWC	4	ALL		701519
2003	5.0	3MBXV05.0UBI	LEV1 ULEV		D-665-21	UR	D	2WU-TWC,2TWC	4	ALL		701520

E55 AMG

1999	5.5	XMBXV05.5GNB	LEV1 LEV		D-665-17	FL	D	2WU-TWC,2TWC	4	ALL	630002	
1999	5.5	XMBXV05.5GNB	LEV1 LEV		D-665-17	FR	D	2WU-TWC,2TWC	4	ALL	630002	
1999	5.5	XMBXV05.5GNB	LEV1 LEV		D-665-17	RL	D	2WU-TWC,2TWC	4	ALL	630002	
1999	5.5	XMBXV05.5GNB	LEV1 LEV		D-665-17	RR	D	2WU-TWC,2TWC	4	ALL	630002	
2000	5.5	YMBXV05.5GNB	LEV1 LEV		D-665-17	FL	D	2WU-TWC,2TWC	4	ALL	630002	
2000	5.5	YMBXV05.5GNB	LEV1 LEV		D-665-17	FR	D	2WU-TWC,2TWC	4	ALL	630002	
2000	5.5	YMBXV05.5GNB	LEV1 LEV		D-665-17	RL	D	2WU-TWC,2TWC	4	ALL	630002	
2000	5.5	YMBXV05.5GNB	LEV1 LEV		D-665-17	RR	D	2WU-TWC,2TWC	4	ALL	630002	
2001	5.5	1MBXV05.5LBI	LEV1 LEV		D-665-17	FL	D	2WU-TWC,2TWC	4	ALL	630002	
2001	5.5	1MBXV05.5LBI	LEV1 LEV		D-665-17	FR	D	2WU-TWC,2TWC	4	ALL	630002	
2001	5.5	1MBXV05.5LBI	LEV1 LEV		D-665-17	RL	D	2WU-TWC,2TWC	4	ALL	630002	
2001	5.5	1MBXV05.5LBI	LEV1 LEV		D-665-17	RR	D	2WU-TWC,2TWC	4	ALL	630002	
2002	5.5	2MBXV05.5LBI	LEV1 LEV		D-665-17	FL	D	2WU-TWC,2TWC	4	ALL	630002	
2002	5.5	2MBXV05.5LBI	LEV1 LEV		D-665-17	FR	D	2WU-TWC,2TWC	4	ALL	630002	
2002	5.5	2MBXV05.5LBI	LEV1 LEV		D-665-17	RL	D	2WU-TWC,2TWC	4	ALL	630002	
2002	5.5	2MBXV05.5LBI	LEV1 LEV		D-665-17	RR	D	2WU-TWC,2TWC	4	ALL	630002	
2003	5.5	3MBXV05.5LBI	LEV1 LEV		D-665-17	FL	D	2WU-TWC,2TWC	4	ALL	630002	
2003	5.5	3MBXV05.5LBI	LEV1 LEV		D-665-17	FR	D	2WU-TWC,2TWC	4	ALL	630002	
2003	5.5	3MBXV05.5LBI	LEV1 LEV		D-665-17	RL	D	2WU-TWC,2TWC	4	ALL	630002	
2003	5.5	3MBXV05.5LBI	LEV1 LEV		D-665-17	RR	D	2WU-TWC,2TWC	4	ALL	630002	
2004	5.5	4MBXV05.5LBX	LEV1 LEV		D-665-17	FL	D	2WU-TWC,2TWC	4	ALL	630002	
2004	5.5	4MBXV05.5LBX	LEV1 LEV		D-665-17	FR	D	2WU-TWC,2TWC	4	ALL	630002	
2004	5.5	4MBXV05.5LBX	LEV1 LEV		D-665-17	RL	D	2WU-TWC,2TWC	4	ALL	630002	

OBDII

Year	Liters	Engine Family	Certification Std.	Comments	Executive Order	Location	Exhaust Type	Converter Type	# Converters	Drive Type	Universal #	Direct Fit #
------	--------	---------------	--------------------	----------	-----------------	----------	--------------	----------------	--------------	------------	-------------	--------------

MERCEDES-BENZ

E55 AMG (Continued)

2004	5.5	4MBXV05.5L BX	LEV1 LEV		D-665-17	RR	D	2WU-TWC,2TWC	4	ALL	630002	
2005	5.5	5MBXV05.5L BI	LEV1 LEV		D-665-17	FL	D	2WU-TWC,2TWC	4	ALL	630002	
2005	5.5	5MBXV05.5L BI	LEV1 LEV		D-665-17	FR	D	2WU-TWC,2TWC	4	ALL	630002	
2005	5.5	5MBXV05.5L BI	LEV1 LEV		D-665-17	RL	D	2WU-TWC,2TWC	4	ALL	630002	
2005	5.5	5MBXV05.5L BI	LEV1 LEV		D-665-17	RR	D	2WU-TWC,2TWC	4	ALL	630002	

G500

2002	5.0	2MBXT05.01 BX	LEV1 LEV		D-665-20	FL	D	2WU-TWC,2TWC	4	ALL	650033	
2002	5.0	2MBXT05.01 BX	LEV1 LEV		D-665-20	FR	D	2WU-TWC,2TWC	4	ALL	650033	
2002	5.0	2MBXT05.01 BX	LEV1 LEV		D-665-20	RL	D	2WU-TWC,2TWC	4	ALL	651035	
2002	5.0	2MBXT05.01 BX	LEV1 LEV		D-665-20	RR	D	2WU-TWC,2TWC	4	ALL	651035	
2002	5.0	2MBXT05.01 BX	LEV1 LEV		D-665-20	U	D	2WU-TWC,2TWC	4	ALL		651671
2003	5.0	3MBXT05.51 BI	LEV1 LEV		D-665-20	FL	D	2WU-TWC,2TWC	4	ALL	650033	
2003	5.0	3MBXT05.51 BI	LEV1 LEV		D-665-20	FR	D	2WU-TWC,2TWC	4	ALL	650033	
2003	5.0	3MBXT05.51 BI	LEV1 LEV		D-665-20	RL	D	2WU-TWC,2TWC	4	ALL	651035	
2003	5.0	3MBXT05.51 BI	LEV1 LEV		D-665-20	RR	D	2WU-TWC,2TWC	4	ALL	651035	
2003	5.0	3MBXT05.51 BI	LEV1 LEV		D-665-20	U	D	2WU-TWC,2TWC	4	ALL		651671
2004	5.0	4MBXT05.5L BI	LEV1 LEV		D-665-20	FL	D	2WU-TWC,2TWC	4	ALL	650033	
2004	5.0	4MBXT05.5L BI	LEV1 LEV		D-665-20	FR	D	2WU-TWC,2TWC	4	ALL	650033	
2004	5.0	4MBXT05.5L BI	LEV1 LEV		D-665-20	RL	D	2WU-TWC,2TWC	4	ALL	651035	
2004	5.0	4MBXT05.5L BI	LEV1 LEV		D-665-20	RR	D	2WU-TWC,2TWC	4	ALL	651035	
2004	5.0	4MBXT05.5L BI	LEV1 LEV		D-665-20	U	D	2WU-TWC,2TWC	4	ALL		651671
2005	5.0	5MBXT05.0L BI	LEV1 LEV		D-665-20	FL	D	2WU-TWC,2TWC	4	ALL	650033	
2005	5.0	5MBXT05.0L BI	LEV1 LEV		D-665-20	FR	D	2WU-TWC,2TWC	4	ALL	650033	
2005	5.0	5MBXT05.0L BI	LEV1 LEV		D-665-20	RL	D	2WU-TWC,2TWC	4	ALL	651035	
2005	5.0	5MBXT05.0L BI	LEV1 LEV		D-665-20	RR	D	2WU-TWC,2TWC	4	ALL	651035	
2005	5.0	5MBXT05.0L BI	LEV1 LEV		D-665-20	U	D	2WU-TWC,2TWC	4	ALL		651671

G55 AMG

2003	5.5	3MBXT05.51 BI	LEV1 LEV		D-665-20	FL	D	2WU-TWC,2TWC	4	ALL	650033	
2003	5.5	3MBXT05.51 BI	LEV1 LEV		D-665-20	FR	D	2WU-TWC,2TWC	4	ALL	650033	
2003	5.5	3MBXT05.51 BI	LEV1 LEV		D-665-20	RL	D	2WU-TWC,2TWC	4	ALL	651035	
2003	5.5	3MBXT05.51 BI	LEV1 LEV		D-665-20	RR	D	2WU-TWC,2TWC	4	ALL	651035	
2003	5.5	3MBXT05.51 BI	LEV1 LEV		D-665-20	U	D	2WU-TWC,2TWC	4	ALL		651671
2004	5.5	4MBXT05.5L BI	LEV1 LEV		D-665-20	FL	D	2WU-TWC,2TWC	4	ALL	650033	
2004	5.5	4MBXT05.5L BI	LEV1 LEV		D-665-20	FR	D	2WU-TWC,2TWC	4	ALL	650033	
2004	5.5	4MBXT05.5L BI	LEV1 LEV		D-665-20	RL	D	2WU-TWC,2TWC	4	ALL	651035	
2004	5.5	4MBXT05.5L BI	LEV1 LEV		D-665-20	RR	D	2WU-TWC,2TWC	4	ALL	651035	
2004	5.5	4MBXT05.5L BI	LEV1 LEV		D-665-20	U	D	2WU-TWC,2TWC	4	ALL		651671
2006	5.5	6MBXV05.5L BI	LEV1 LEV		D-665-20	FL	D	2WU-TWC,2TWC	4	ALL	650033	
2006	5.5	6MBXV05.5L BI	LEV1 LEV		D-665-20	FR	D	2WU-TWC,2TWC	4	ALL	650033	
2006	5.5	6MBXV05.5L BI	LEV1 LEV		D-665-20	RL	D	2WU-TWC,2TWC	4	ALL	651035	
2006	5.5	6MBXV05.5L BI	LEV1 LEV		D-665-20	RR	D	2WU-TWC,2TWC	4	ALL	651035	
2006	5.5	6MBXV05.5L BI	LEV1 LEV		D-665-20	U	D	2WU-TWC,2TWC	4	ALL		651671

ML320

1998	3.2	WMBXT03.2GNB	LEV1 LEV		D-665-20	FL	D	2WU-TWC,2TWC	4	ALL	650033	650541
1998	3.2	WMBXT03.2GNB	LEV1 LEV		D-665-20	FR	D	2WU-TWC,2TWC	4	ALL	650014	650542
1998	3.2	WMBXT03.2GNB	LEV1 LEV		D-665-20	RL	D	2WU-TWC,2TWC	4	ALL	651035	
1998	3.2	WMBXT03.2GNB	LEV1 LEV		D-665-20	RR	D	2WU-TWC,2TWC	4	ALL	651012	
1999	3.2	XMBXT03.2GNB	LEV1 LEV		D-665-20	FL	D	2WU-TWC,2TWC	4	ALL	650033	

Year	Liters	Engine Family	Certification Std.	Comments	Executive Order	Location	Exhaust Type	Converter Type	# Converters	Drive Type	Universal #	Direct Fit #
------	--------	---------------	--------------------	----------	-----------------	----------	--------------	----------------	--------------	------------	-------------	--------------

MERCEDES-BENZ

ML320 (Continued)

1999	3.2	XMBXT03.2GNB	LEV1 LEV		D-665-20	FR	D	2WU-TWC,2TWC	4	ALL	650014	
1999	3.2	XMBXT03.2GNB	LEV1 LEV		D-665-20	RL	D	2WU-TWC,2TWC	4	ALL	651035	
1999	3.2	XMBXT03.2GNB	LEV1 LEV		D-665-20	RR	D	2WU-TWC,2TWC	4	ALL	651012	
1999	3.2	XMBXT03.2GNB	LEV1 LEV		D-665-20	UL	D	2WU-TWC,2TWC	4	ALL		651664
1999	3.2	XMBXT03.2GNB	LEV1 LEV		D-665-20	UR	D	2WU-TWC,2TWC	4	ALL		651665
2000	3.2	YMBXT03.2GNB	LEV1 LEV		D-665-20	FL	D	2WU-TWC,2TWC	4	ALL	650033	
2000	3.2	YMBXT03.2GNB	LEV1 LEV		D-665-20	FR	D	2WU-TWC,2TWC	4	ALL	650014	
2000	3.2	YMBXT03.2GNB	LEV1 LEV		D-665-20	RL	D	2WU-TWC,2TWC	4	ALL	651035	
2000	3.2	YMBXT03.2GNB	LEV1 LEV		D-665-20	RR	D	2WU-TWC,2TWC	4	ALL	651012	
2000	3.2	YMBXT03.2GNB	LEV1 LEV		D-665-20	UL	D	2WU-TWC,2TWC	4	ALL		651664
2000	3.2	YMBXT03.2GNB	LEV1 LEV		D-665-20	UR	D	2WU-TWC,2TWC	4	ALL		651665

ML430

1999	4.3	XMBXT04.3GNB	LEV1 LEV		D-665-20	FL	D	2WU-TWC,2TWC	4	ALL	650033	
1999	4.3	XMBXT04.3GNB	LEV1 LEV		D-665-20	FR	D	2WU-TWC,2TWC	4	ALL	650033	
1999	4.3	XMBXT04.3GNB	LEV1 LEV		D-665-20	RL	D	2WU-TWC,2TWC	4	ALL	651035	
1999	4.3	XMBXT04.3GNB	LEV1 LEV		D-665-20	RR	D	2WU-TWC,2TWC	4	ALL	651035	
1999	4.3	XMBXT04.3GNB	LEV1 LEV		D-665-20	UL	D	2WU-TWC,2TWC	4	ALL		651629
1999	4.3	XMBXT04.3GNB	LEV1 LEV		D-665-20	UR	D	2WU-TWC,2TWC	4	ALL		651637
2000	4.3	YMBXT04.3GNB	LEV1 LEV		D-665-20	FL	D	2WU-TWC,2TWC	4	ALL	650033	
2000	4.3	YMBXT04.3GNB	LEV1 LEV		D-665-20	FR	D	2WU-TWC,2TWC	4	ALL	650033	
2000	4.3	YMBXT04.3GNB	LEV1 LEV		D-665-20	RL	D	2WU-TWC,2TWC	4	ALL	651035	
2000	4.3	YMBXT04.3GNB	LEV1 LEV		D-665-20	RR	D	2WU-TWC,2TWC	4	ALL	651035	
2000	4.3	YMBXT04.3GNB	LEV1 LEV		D-665-20	UL	D	2WU-TWC,2TWC	4	ALL		651629
2000	4.3	YMBXT04.3GNB	LEV1 LEV		D-665-20	UR	D	2WU-TWC,2TWC	4	ALL		651637
2001	4.3	1MBXT04.31BI	LEV1 LEV		D-665-20	FL	D	2WU-TWC,2TWC	4	ALL	650033	
2001	4.3	1MBXT04.31BI	LEV1 LEV		D-665-20	FR	D	2WU-TWC,2TWC	4	ALL	650033	
2001	4.3	1MBXT04.31BI	LEV1 LEV		D-665-20	RL	D	2WU-TWC,2TWC	4	ALL	651035	
2001	4.3	1MBXT04.31BI	LEV1 LEV		D-665-20	RR	D	2WU-TWC,2TWC	4	ALL	651035	
2001	4.3	1MBXT04.31BI	LEV1 LEV		D-665-20	UL	D	2WU-TWC,2TWC	4	ALL		651629
2001	4.3	1MBXT04.31BI	LEV1 LEV		D-665-20	UR	D	2WU-TWC,2TWC	4	ALL		651637

ML500

2002	5.0	2MBXT05.01BI	LEV1 LEV		D-665-20	FL	D	2WU-TWC,2TWC	4	ALL	650033	
2002	5.0	2MBXT05.01BI	LEV1 LEV		D-665-20	FR	D	2WU-TWC,2TWC	4	ALL	650033	
2002	5.0	2MBXT05.01BI	LEV1 LEV		D-665-20	RL	D	2WU-TWC,2TWC	4	ALL	651035	
2002	5.0	2MBXT05.01BI	LEV1 LEV		D-665-20	RR	D	2WU-TWC,2TWC	4	ALL	651035	
2002	5.0	2MBXT05.01BI	LEV1 LEV		D-665-20	U	D	2WU-TWC,2TWC	4	ALL		651671
2003	5.0	3MBXT05.01BI	LEV1 LEV		D-665-20	FL	D	2WU-TWC,2TWC	4	ALL	650033	
2003	5.0	3MBXT05.01BI	LEV1 LEV		D-665-20	FR	D	2WU-TWC,2TWC	4	ALL	650033	
2003	5.0	3MBXT05.01BI	LEV1 LEV		D-665-20	RL	D	2WU-TWC,2TWC	4	ALL	651035	
2003	5.0	3MBXT05.01BI	LEV1 LEV		D-665-20	RR	D	2WU-TWC,2TWC	4	ALL	651035	
2003	5.0	3MBXT05.01BI	LEV1 LEV		D-665-20	U	D	2WU-TWC,2TWC	4	ALL		651671
2004	5.0	4MBXT05.5LBI	LEV1 LEV		D-665-20	FL	D	2WU-TWC,2TWC	4	ALL	650033	
2004	5.0	4MBXT05.5LBI	LEV1 LEV		D-665-20	FR	D	2WU-TWC,2TWC	4	ALL	650033	
2004	5.0	4MBXT05.5LBI	LEV1 LEV		D-665-20	RL	D	2WU-TWC,2TWC	4	ALL	651035	
2004	5.0	4MBXT05.5LBI	LEV1 LEV		D-665-20	RR	D	2WU-TWC,2TWC	4	ALL	651035	
2004	5.0	4MBXT05.5LBI	LEV1 LEV		D-665-20	U	D	2WU-TWC,2TWC	4	ALL		651671
2005	5.0	5MBXT05.0LBI	LEV1 LEV		D-665-20	FL	D	2WU-TWC,2TWC	4	ALL	650033	
2005	5.0	5MBXT05.0LBI	LEV1 LEV		D-665-20	FR	D	2WU-TWC,2TWC	4	ALL	650033	
2005	5.0	5MBXT05.0LBI	LEV1 LEV		D-665-20	RL	D	2WU-TWC,2TWC	4	ALL	651035	

Year	Liters	Engine Family	Certification Std.	Comments	Executive Order	Location	Exhaust Type	Converter Type	# Converters	Drive Type	Universal #	Direct Fit #
------	--------	---------------	--------------------	----------	-----------------	----------	--------------	----------------	--------------	------------	-------------	--------------

MERCEDES-BENZ

ML500 (Continued)

2005	5.0	5MBXT05.0LBI	LEV1 LEV		D-665-20	RR	D	2WU-TWC,2TWC	4	ALL	651035	
2005	5.0	5MBXT05.0LBI	LEV1 LEV		D-665-20	U	D	2WU-TWC,2TWC	4	ALL		651671

ML55 AMG

2000	5.5	YMBXT05.5GNB	LEV1 LEV		D-665-20	FL	D	2WU-TWC,2TWC	4	ALL	650033	
2000	5.5	YMBXT05.5GNB	LEV1 LEV		D-665-20	FR	D	2WU-TWC,2TWC	4	ALL	650033	
2000	5.5	YMBXT05.5GNB	LEV1 LEV		D-665-20	RL	D	2WU-TWC,2TWC	4	ALL	651035	
2000	5.5	YMBXT05.5GNB	LEV1 LEV		D-665-20	RR	D	2WU-TWC,2TWC	4	ALL	651035	
2000	5.5	YMBXT05.5GNB	LEV1 LEV		D-665-20	UL	D	2WU-TWC,2TWC	4	ALL		651628
2000	5.5	YMBXT05.5GNB	LEV1 LEV		D-665-20	UR	D	2WU-TWC,2TWC	4	ALL		651636
2001	5.5	1MBXT05.51TR	LEV1 LEV		D-665-20	FL	D	2WU-TWC,2TWC	4	ALL	650033	
2001	5.5	1MBXT05.51TR	LEV1 LEV		D-665-20	FR	D	2WU-TWC,2TWC	4	ALL	650033	
2001	5.5	1MBXT05.51TR	LEV1 LEV		D-665-20	RL	D	2WU-TWC,2TWC	4	ALL	651035	
2001	5.5	1MBXT05.51TR	LEV1 LEV		D-665-20	RR	D	2WU-TWC,2TWC	4	ALL	651035	
2001	5.5	1MBXT05.51TR	LEV1 LEV		D-665-20	UL	D	2WU-TWC,2TWC	4	ALL		651628
2001	5.5	1MBXT05.51TR	LEV1 LEV		D-665-20	UR	D	2WU-TWC,2TWC	4	ALL		651636
2002	5.5	2MBXT05.51TR	LEV1 LEV		D-665-20	FL	D	2WU-TWC,2TWC	4	ALL	650033	
2002	5.5	2MBXT05.51TR	LEV1 LEV		D-665-20	FR	D	2WU-TWC,2TWC	4	ALL	650033	
2002	5.5	2MBXT05.51TR	LEV1 LEV		D-665-20	RL	D	2WU-TWC,2TWC	4	ALL	651035	
2002	5.5	2MBXT05.51TR	LEV1 LEV		D-665-20	RR	D	2WU-TWC,2TWC	4	ALL	651035	
2002	5.5	2MBXT05.51TR	LEV1 LEV		D-665-20	UL	D	2WU-TWC,2TWC	4	ALL		651628
2002	5.5	2MBXT05.51TR	LEV1 LEV		D-665-20	UR	D	2WU-TWC,2TWC	4	ALL		651636
2003	5.5	3MBXT05.51TR	LEV1 LEV		D-665-20	FL	D	2WU-TWC,2TWC	4	ALL	650033	
2003	5.5	3MBXT05.51TR	LEV1 LEV		D-665-20	FR	D	2WU-TWC,2TWC	4	ALL	650033	
2003	5.5	3MBXT05.51TR	LEV1 LEV		D-665-20	RL	D	2WU-TWC,2TWC	4	ALL	651035	
2003	5.5	3MBXT05.51TR	LEV1 LEV		D-665-20	RR	D	2WU-TWC,2TWC	4	ALL	651035	
2003	5.5	3MBXT05.51TR	LEV1 LEV		D-665-20	UL	D	2WU-TWC,2TWC	4	ALL		651628
2003	5.5	3MBXT05.51TR	LEV1 LEV		D-665-20	UR	D	2WU-TWC,2TWC	4	ALL		651636

S320

1998	3.2	WMBXV03.2GNT	TIER1		D-665-17	U	S	TWC	1	ALL	630014	
------	-----	--------------	-------	--	----------	---	---	-----	---	-----	--------	--

S420

1999	4.2	XMBXV05.0GND	TLEV		D-665-17	FL	D	2WU-TWC,2TWC	4	ALL	630001	
1999	4.2	XMBXV05.0GND	TLEV		D-665-17	FR	D	2WU-TWC,2TWC	4	ALL	630001	
1999	4.2	XMBXV05.0GND	TLEV		D-665-17	RL	D	2WU-TWC,2TWC	4	ALL	630001	
1999	4.2	XMBXV05.0GND	TLEV		D-665-17	RR	D	2WU-TWC,2TWC	4	ALL	630001	

S430

2000	4.3	YMBXV05.0GNB	LEV1 LEV		D-665-17	UL	D	2WU-TWC,2TWC	4	ALL		630564
2000	4.3	YMBXV05.0GNB	LEV1 LEV		D-665-17	UR	D	2WU-TWC,2TWC	4	ALL		630565
2001	4.3	1MBXV04.3LBI	LEV1 LEV		D-665-17	FL	D	2WU-TWC,2TWC	4	ALL	630001	
2001	4.3	1MBXV04.3LBI	LEV1 LEV		D-665-17	FR	D	2WU-TWC,2TWC	4	ALL	630001	
2001	4.3	1MBXV04.3LBI	LEV1 LEV		D-665-17	RL	D	2WU-TWC,2TWC	4	ALL	630001	
2001	4.3	1MBXV04.3LBI	LEV1 LEV		D-665-17	RR	D	2WU-TWC,2TWC	4	ALL	630001	
2002	4.3	2MBXV05.0UBI	LEV1 ULEV		D-665-21	FL	D	2WU-TWC,2TWC	4	ALL	700005	
2002	4.3	2MBXV05.0UBI	LEV1 ULEV		D-665-21	FR	D	2WU-TWC,2TWC	4	ALL	700005	
2002	4.3	2MBXV05.0UBI	LEV1 ULEV		D-665-21	RL	D	2WU-TWC,2TWC	4	ALL	701005	
2002	4.3	2MBXV05.0UBI	LEV1 ULEV		D-665-21	RR	D	2WU-TWC,2TWC	4	ALL	701005	
2002	4.3	2MBXV05.0UBI	LEV1 ULEV		D-665-21	UL	D	2WU-TWC,2TWC	4	ALL		701516
2002	4.3	2MBXV05.0UBI	LEV1 ULEV		D-665-21	UR	D	2WU-TWC,2TWC	4	ALL		701517
2003	4.3	3MBXV05.0UBI	LEV1 ULEV		D-665-21	FL	D	2WU-TWC,2TWC	4	ALL	700005	

Year	Liters	Engine Family	Certification Std.	Comments	Executive Order	Location	Exhaust Type	Converter Type	# Converters	Drive Type	Universal #	Direct Fit #
------	--------	---------------	--------------------	----------	-----------------	----------	--------------	----------------	--------------	------------	-------------	--------------

MERCEDES-BENZ

S430 (Continued)

2003	4.3	3MBXV05.0UBI	LEV1 ULEV		D-665-21	FR	D	2WU-TWC,2TWC	4	ALL	700005	
2003	4.3	3MBXV05.0UBI	LEV1 ULEV		D-665-21	RL	D	2WU-TWC,2TWC	4	ALL	701005	
2003	4.3	3MBXV05.0UBI	LEV1 ULEV		D-665-21	RR	D	2WU-TWC,2TWC	4	ALL	701005	
2003	4.3	3MBXV05.0UBI	LEV1 ULEV		D-665-21	UL	D	2WU-TWC,2TWC	4	ALL		701523
2003	4.3	3MBXV05.0UBI	LEV1 ULEV		D-665-21	UR	D	2WU-TWC,2TWC	4	ALL		701524

S500

1996	5.0	TMB5.0VJGFEK	TIER1		D-665-17	UL	S	TWC	1	ALL	630001	
1996	5.0	TMB5.0VJGFEK	TIER1		D-665-17	UR	S	TWC	1	ALL	630001	
1997	5.0	VMB5.0VJGKEK	TLEV		D-665-17	UL	D	2WU-TWC,2TWC	4	ALL	630001	
1997	5.0	VMB5.0VJGKEK	TLEV		D-665-17	UR	D	2WU-TWC,2TWC	4	ALL	630001	
1998	5.0	WMBXV05.0GNB	TLEV		D-665-17	UL	D	2WU-TWC,2TWC	4	ALL	630001	
1998	5.0	WMBXV05.0GNB	TLEV		D-665-17	UR	D	2WU-TWC,2TWC	4	ALL	630001	
1999	5.0	XMBXV05.0GND	TLEV		D-665-17	FL	D	2WU-TWC,2TWC	4	ALL	630002	
1999	5.0	XMBXV05.0GND	TLEV		D-665-17	FR	D	2WU-TWC,2TWC	4	ALL	630002	
1999	5.0	XMBXV05.0GND	TLEV		D-665-17	RL	D	2WU-TWC,2TWC	4	ALL	630002	
1999	5.0	XMBXV05.0GND	TLEV		D-665-17	RR	D	2WU-TWC,2TWC	4	ALL	630002	
2000	5.0	YMBXV05.0GNB	LEV1 LEV		D-665-17	UL	D	2WU-TWC,2TWC	4	ALL		630564
2000	5.0	YMBXV05.0GNB	LEV1 LEV		D-665-17	UR	D	2WU-TWC,2TWC	4	ALL		630565
2001	5.0	1MBXV05.0UBI	LEV1 ULEV		D-665-21	FL	D	2WU-TWC,2TWC	4	ALL	700004	
2001	5.0	1MBXV05.0UBI	LEV1 ULEV		D-665-21	FR	D	2WU-TWC,2TWC	4	ALL	700004	
2001	5.0	1MBXV05.0UBI	LEV1 ULEV		D-665-21	RL	D	2WU-TWC,2TWC	4	ALL	701005	
2001	5.0	1MBXV05.0UBI	LEV1 ULEV		D-665-21	RR	D	2WU-TWC,2TWC	4	ALL	701005	
2001	5.0	1MBXV05.0UBI	LEV1 ULEV		D-665-21	UL	D	2WU-TWC,2TWC	4	ALL		701516
2001	5.0	1MBXV05.0UBI	LEV1 ULEV		D-665-21	UR	D	2WU-TWC,2TWC	4	ALL		701517
2002	5.0	2MBXV05.0UBI	LEV1 ULEV		D-665-21	FL	D	2WU-TWC,2TWC	4	ALL	700004	
2002	5.0	2MBXV05.0UBI	LEV1 ULEV		D-665-21	FR	D	2WU-TWC,2TWC	4	ALL	700004	
2002	5.0	2MBXV05.0UBI	LEV1 ULEV		D-665-21	RL	D	2WU-TWC,2TWC	4	ALL	701005	
2002	5.0	2MBXV05.0UBI	LEV1 ULEV		D-665-21	RR	D	2WU-TWC,2TWC	4	ALL	701005	
2002	5.0	2MBXV05.0UBI	LEV1 ULEV		D-665-21	UL	D	2WU-TWC,2TWC	4	ALL		701516
2002	5.0	2MBXV05.0UBI	LEV1 ULEV		D-665-21	UR	D	2WU-TWC,2TWC	4	ALL		701517
2003	5.0	3MBXV05.0UBI	LEV1 ULEV		D-665-21	FL	D	2WU-TWC,2TWC	4	ALL	700004	
2003	5.0	3MBXV05.0UBI	LEV1 ULEV		D-665-21	FR	D	2WU-TWC,2TWC	4	ALL	700004	
2003	5.0	3MBXV05.0UBI	LEV1 ULEV		D-665-21	RL	D	2WU-TWC,2TWC	4	ALL	701005	
2003	5.0	3MBXV05.0UBI	LEV1 ULEV		D-665-21	RR	D	2WU-TWC,2TWC	4	ALL	701005	
2003	5.0	3MBXV05.0UBI	LEV1 ULEV		D-665-21	UL	D	2WU-TWC,2TWC	4	ALL		701516
2003	5.0	3MBXV05.0UBI	LEV1 ULEV		D-665-21	UR	D	2WU-TWC,2TWC	4	ALL		701517

S55 AMG

2001	5.5	1MBXV05.5LBI	LEV1 LEV		D-665-17	FL	D	2WU-TWC,2TWC	4	ALL	630002	
2001	5.5	1MBXV05.5LBI	LEV1 LEV		D-665-17	FR	D	2WU-TWC,2TWC	4	ALL	630002	
2001	5.5	1MBXV05.5LBI	LEV1 LEV		D-665-17	RL	D	2WU-TWC,2TWC	4	ALL	630002	
2001	5.5	1MBXV05.5LBI	LEV1 LEV		D-665-17	RR	D	2WU-TWC,2TWC	4	ALL	630002	
2002	5.5	2MBXV05.5LBI	LEV1 LEV		D-665-17	FL	D	2WU-TWC,2TWC	4	ALL	630002	
2002	5.5	2MBXV05.5LBI	LEV1 LEV		D-665-17	FR	D	2WU-TWC,2TWC	4	ALL	630002	
2002	5.5	2MBXV05.5LBI	LEV1 LEV		D-665-17	RL	D	2WU-TWC,2TWC	4	ALL	630002	
2002	5.5	2MBXV05.5LBI	LEV1 LEV		D-665-17	RR	D	2WU-TWC,2TWC	4	ALL	630002	
2004	5.5	4MBXV05.5LBX	LEV1 LEV		D-665-17	FL	D	2WU-TWC,2TWC	4	ALL	630002	
2004	5.5	4MBXV05.5LBX	LEV1 LEV		D-665-17	FR	D	2WU-TWC,2TWC	4	ALL	630002	
2004	5.5	4MBXV05.5LBX	LEV1 LEV		D-665-17	RL	D	2WU-TWC,2TWC	4	ALL	630002	
2004	5.5	4MBXV05.5LBX	LEV1 LEV		D-665-17	RR	D	2WU-TWC,2TWC	4	ALL	630002	

OBDII

Year	Liters	Engine Family	Certification Std.	Comments	Executive Order	Location	Exhaust Type	Converter Type	# Converters	Drive Type	Universal #	Direct Fit #
------	--------	---------------	--------------------	----------	-----------------	----------	--------------	----------------	--------------	------------	-------------	--------------

MERCEDES-BENZ

S55 AMG (Continued)

2005	5.5	5MBXV05.5LBI	LEV1 LEV		D-665-17	FL D	2WU-TWC,2TWC	4 ALL		630002		
2005	5.5	5MBXV05.5LBI	LEV1 LEV		D-665-17	FR D	2WU-TWC,2TWC	4 ALL		630002		
2005	5.5	5MBXV05.5LBI	LEV1 LEV		D-665-17	RL D	2WU-TWC,2TWC	4 ALL		630002		
2005	5.5	5MBXV05.5LBI	LEV1 LEV		D-665-17	RR D	2WU-TWC,2TWC	4 ALL		630002		

S600

2003	5.5	3MBXV05.5LXX	LEV1 LEV		D-665-17	UL D	2TWC	2 ALL		630015		
2003	5.5	3MBXV05.5LXX	LEV1 LEV		D-665-17	UR D	2TWC	2 ALL		630015		
2001	5.8	1MBXV05.8TBI	TLEV		D-665-17	FL D	4WU-TWC,2TWC	6 ALL		630002		
2001	5.8	1MBXV05.8TBI	TLEV		D-665-17	FR D	4WU-TWC,2TWC	6 ALL		630002		
2001	5.8	1MBXV05.8TBI	TLEV		D-665-17	ML D	4WU-TWC,2TWC	6 ALL		630002		
2001	5.8	1MBXV05.8TBI	TLEV		D-665-17	MR D	4WU-TWC,2TWC	6 ALL		630002		
2001	5.8	1MBXV05.8TBI	TLEV		D-665-17	RL D	4WU-TWC,2TWC	6 ALL		630002		
2001	5.8	1MBXV05.8TBI	TLEV		D-665-17	RR D	4WU-TWC,2TWC	6 ALL		630002		
2002	5.8	2MBXV05.8TBI	LEV1 LEV		D-665-17	FL D	4WU-TWC,2TWC	6 ALL		630002		
2002	5.8	2MBXV05.8TBI	LEV1 LEV		D-665-17	FR D	4WU-TWC,2TWC	6 ALL		630002		
2002	5.8	2MBXV05.8TBI	LEV1 LEV		D-665-17	ML D	4WU-TWC,2TWC	6 ALL		630002		
2002	5.8	2MBXV05.8TBI	LEV1 LEV		D-665-17	MR D	4WU-TWC,2TWC	6 ALL		630002		
2002	5.8	2MBXV05.8TBI	LEV1 LEV		D-665-17	RL D	4WU-TWC,2TWC	6 ALL		630002		
2002	5.8	2MBXV05.8TBI	LEV1 LEV		D-665-17	RR D	4WU-TWC,2TWC	6 ALL		630002		

SL500

2001	5.0	1MBXV05.0LTR	LEV1 LEV		D-665-17	FL D	2WU-TWC,2TWC	4 ALL		630002		
2001	5.0	1MBXV05.0LTR	LEV1 LEV		D-665-17	FR D	2WU-TWC,2TWC	4 ALL		630002		
2001	5.0	1MBXV05.0LTR	LEV1 LEV		D-665-17	RL D	2WU-TWC,2TWC	4 ALL		630002		
2001	5.0	1MBXV05.0LTR	LEV1 LEV		D-665-17	RR D	2WU-TWC,2TWC	4 ALL		630002		

SL600

2001	6.0	1MBXV06.01BI	TIER1		D-665-17	UL D	2TWC	2 ALL		630015		
2001	6.0	1MBXV06.01BI	TIER1		D-665-17	UR D	2TWC	2 ALL		630015		
2002	6.0	2MBXV06.01BI	TIER1		D-665-17	UL D	2TWC	2 ALL		630015		
2002	6.0	2MBXV06.01BI	TIER1		D-665-17	UR D	2TWC	2 ALL		630015		

SLK230

1998	2.3	WMBXV02.3GSU	TIER1		D-665-17	UL D	2TWC	2 ALL		630001		
1998	2.3	WMBXV02.3GSU	TIER1		D-665-17	UR D	2TWC	2 ALL		630001		
1999	2.3	XMBXV02.3GSU	TLEV		D-665-17	UL D	2TWC	2 ALL		630001		
1999	2.3	XMBXV02.3GSU	TLEV		D-665-17	UR D	2TWC	2 ALL		630001		
2001	2.3	1MBXV02.3LBI	LEV1 LEV		D-665-17	U S	TWC	1 ALL		630014		
2002	2.3	2MBXV02.3LBI	LEV1 LEV		D-665-17	U S	TWC	1 ALL		630015		
2003	2.3	3MBXV02.3LBI	LEV1 LEV		D-665-17	U S	TWC	1 ALL		630014		

SLK32 AMG

2002	3.2	2MBXV03.2LBI	LEV1 LEV		D-665-17	FL D	2WU-TWC,2TWC	4 ALL		630001		
2002	3.2	2MBXV03.2LBI	LEV1 LEV		D-665-17	FR D	2WU-TWC,2TWC	4 ALL		630001		
2002	3.2	2MBXV03.2LBI	LEV1 LEV		D-665-17	RL D	2WU-TWC,2TWC	4 ALL		630001		
2002	3.2	2MBXV03.2LBI	LEV1 LEV		D-665-17	RR D	2WU-TWC,2TWC	4 ALL		630001		
2003	3.2	3MBXV03.2LBI	LEV1 LEV		D-665-17	FL D	2WU-TWC,2TWC	4 ALL		630001		
2003	3.2	3MBXV03.2LBI	LEV1 LEV		D-665-17	FR D	2WU-TWC,2TWC	4 ALL		630001		
2003	3.2	3MBXV03.2LBI	LEV1 LEV		D-665-17	RL D	2WU-TWC,2TWC	4 ALL		630001		
2003	3.2	3MBXV03.2LBI	LEV1 LEV		D-665-17	RR D	2WU-TWC,2TWC	4 ALL		630001		
2004	3.2	4MBXV03.2LBI	LEV1 LEV		D-665-17	FL D	2WU-TWC,2TWC	4 ALL		630001		
2004	3.2	4MBXV03.2LBI	LEV1 LEV		D-665-17	FR D	2WU-TWC,2TWC	4 ALL		630001		

OBDII

Year	Liters	Engine Family	Certification Std.	Comments	Executive Order	Location	Exhaust Type	Converter Type	# Converters	Drive Type	Universal #	Direct Fit #
------	--------	---------------	--------------------	----------	-----------------	----------	--------------	----------------	--------------	------------	-------------	--------------

MERCEDES-BENZ

SLK32 AMG (Continued)

2004	3.2	4MBXV03.2LBI	LEV1 LEV		D-665-17	RL	D	2WU-TWC,2TWC	4	ALL	630001	
2004	3.2	4MBXV03.2LBI	LEV1 LEV		D-665-17	RR	D	2WU-TWC,2TWC	4	ALL	630001	

SLK320

2001	3.2	1MBXV03.2LTR	LEV1 LEV		D-665-17	FL	D	2WU-TWC,2TWC	4	ALL	630001	
2001	3.2	1MBXV03.2LTR	LEV1 LEV		D-665-17	FR	D	2WU-TWC,2TWC	4	ALL	630001	
2001	3.2	1MBXV03.2LTR	LEV1 LEV		D-665-17	RL	D	2WU-TWC,2TWC	4	ALL	630001	
2001	3.2	1MBXV03.2LTR	LEV1 LEV		D-665-17	RR	D	2WU-TWC,2TWC	4	ALL	630001	
2002	3.2	2MBXV03.2LBX	LEV1 LEV		D-665-17	FL	D	2WU-TWC,2TWC	4	ALL	630001	
2002	3.2	2MBXV03.2LBX	LEV1 LEV		D-665-17	FR	D	2WU-TWC,2TWC	4	ALL	630001	
2002	3.2	2MBXV03.2LBX	LEV1 LEV		D-665-17	RL	D	2WU-TWC,2TWC	4	ALL	630001	
2002	3.2	2MBXV03.2LBX	LEV1 LEV		D-665-17	RR	D	2WU-TWC,2TWC	4	ALL	630001	
2003	3.2	3MBXV03.2LBX	LEV1 LEV		D-665-17	FL	D	2WU-TWC,2TWC	4	ALL	630001	
2003	3.2	3MBXV03.2LBX	LEV1 LEV		D-665-17	FR	D	2WU-TWC,2TWC	4	ALL	630001	
2003	3.2	3MBXV03.2LBX	LEV1 LEV		D-665-17	RL	D	2WU-TWC,2TWC	4	ALL	630001	
2003	3.2	3MBXV03.2LBX	LEV1 LEV		D-665-17	RR	D	2WU-TWC,2TWC	4	ALL	630001	
2004	3.2	4MBXV03.2LBX	LEV1 ULEV		D-665-21	FL	D	2WU-TWC,2TWC	4	ALL	700012	
2004	3.2	4MBXV03.2LBX	LEV1 ULEV		D-665-21	FR	D	2WU-TWC,2TWC	4	ALL	700012	
2004	3.2	4MBXV03.2LBX	LEV1 ULEV		D-665-21	RL	D	2WU-TWC,2TWC	4	ALL	701012	
2004	3.2	4MBXV03.2LBX	LEV1 ULEV		D-665-21	RR	D	2WU-TWC,2TWC	4	ALL	701012	
2004	3.2	4MBXV03.2LBX	LEV1 ULEV		D-665-21	UL	D	2WU-TWC,2TWC	4	ALL		701501
2004	3.2	4MBXV03.2LBX	LEV1 ULEV		D-665-21	UR	D	2WU-TWC,2TWC	4	ALL		701502

SLK55 AMG

2005	5.5	5MBXV05.5LBI	LEV1 LEV		D-665-17	FL	D	2WU-TWC,2TWC	4	ALL	630002	
2005	5.5	5MBXV05.5LBI	LEV1 LEV		D-665-17	FR	D	2WU-TWC,2TWC	4	ALL	630002	
2005	5.5	5MBXV05.5LBI	LEV1 LEV		D-665-17	RL	D	2WU-TWC,2TWC	4	ALL	630002	
2005	5.5	5MBXV05.5LBI	LEV1 LEV		D-665-17	RR	D	2WU-TWC,2TWC	4	ALL	630002	

SLR MCLAREN

2005	5.5	5MBXV05.5LBI	LEV1 LEV		D-665-17	FL	D	2WU-TWC,2TWC	4	ALL	630002	
2005	5.5	5MBXV05.5LBI	LEV1 LEV		D-665-17	FR	D	2WU-TWC,2TWC	4	ALL	630002	
2005	5.5	5MBXV05.5LBI	LEV1 LEV		D-665-17	RL	D	2WU-TWC,2TWC	4	ALL	630002	
2005	5.5	5MBXV05.5LBI	LEV1 LEV		D-665-17	RR	D	2WU-TWC,2TWC	4	ALL	630002	

MERCURY

COUGAR

1999	2.5	XFMXV02.5VBC	TIER1	Radiator Side Manifold Unit	D-665-15	FL	DS	2TWC,TWC	3	FWD		867503
1999	2.5	XFMXV02.5VBC	TIER1	Firewall Side Manifold Unit	D-665-15	FR	DS	2TWC,TWC	3	FWD		867500
1999	2.5	XFMXV02.5VBC	TIER1		D-665-15	U	DS	2TWC,TWC	3	FWD	868001	868500
2000	2.5	YFMXV02.5VBC	TIER1	Radiator Side Manifold Unit	D-665-15	FL	DS	2TWC,TWC	3	FWD		867503
2000	2.5	YFMXV02.5VBC	TIER1	Firewall Side Manifold Unit	D-665-15	FR	DS	2TWC,TWC	3	FWD		867500
2000	2.5	YFMXV02.5VBC	TIER1		D-665-15	U	DS	2TWC,TWC	3	FWD	868001	868500
2001	2.5	1FMXV02.5VD5	TLEV	Radiator Side Manifold Unit	D-665-15	FL	DS	2TWC,TWC	3	ALL		867503
2001	2.5	1FMXV02.5VD5	TLEV	Firewall Side Manifold Unit	D-665-15	FR	DS	2TWC,TWC	3	ALL		867500
2001	2.5	1FMXV02.5VD5	TLEV		D-665-15	U	DS	2TWC,TWC	3	ALL	868001	868500
2002	2.5	2FMXV02.5VD5	TLEV	Radiator Side Manifold Unit	D-665-15	FL	DS	2TWC,TWC	3	ALL		867503

OBDII

Year	Liters	Engine Family	Certification Std.	Comments	Executive Order	Location	Exhaust Type	Converter Type	# Converters	Drive Type	Universal #	Direct Fit #
------	--------	---------------	--------------------	----------	-----------------	----------	--------------	----------------	--------------	------------	-------------	--------------

**MERCURY
COUGAR (Continued)**

2002	2.5	2FMXV02.5VD5	TLEV	Firewall Side Manifold Unit	D-665-15	FR	DS	2TWC,TWC	3	ALL		867500
2002	2.5	2FMXV02.5VD5	TLEV		D-665-15	U	DS	2TWC,TWC	3	ALL	868001	868500
1996	3.8	TFM3.8V8G1FK	TIER1		D-665-9	FL	DS	2TWC,TWC	3	ALL	830104	
1996	3.8	TFM3.8V8G1FK	TIER1		D-665-9	FR	DS	2TWC,TWC	3	ALL	830104	
1996	3.8	TFM3.8V8G1FK	TIER1		D-665-9	R	DS	2TWC,TWC	3	ALL	830403	830456
1997	3.8	VFM3.8V8G1FK	TIER1		D-665-9	FL	DS	2TWC,TWC	3	ALL	830107	
1997	3.8	VFM3.8V8G1FK	TIER1		D-665-9	FR	DS	2TWC,TWC	3	ALL	830107	
1997	3.8	VFM3.8V8G1FK	TIER1		D-665-9	R	DS	2TWC,TWC	3	ALL	830403	
1997	3.8	VFM3.8V8G1FK	TIER1		D-665-9	U	DS	2TWC,TWC	3	ALL		830456
1996	4.6	TFM4.6V8G1EK	TIER1		D-665-9	FL	DS	2TWC,TWC	3	ALL	830104	
1996	4.6	TFM4.6V8G1EK	TIER1		D-665-9	FR	DS	2TWC,TWC	3	ALL	830104	
1996	4.6	TFM4.6V8G1EK	TIER1		D-665-9	R	DS	2TWC,TWC	3	ALL	830404	
1996	4.6	TFM4.6V8G1EK	TIER1		D-665-9	U	DS	2TWC,TWC	3	ALL		830459
1997	4.6	VFM4.6V8G1EK	TIER1		D-665-9	FL	DS	2TWC,TWC	3	ALL	830105	
1997	4.6	VFM4.6V8G1EK	TIER1		D-665-9	FR	DS	2TWC,TWC	3	ALL	830105	
1997	4.6	VFM4.6V8G1EK	TIER1		D-665-9	U	DS	2TWC,TWC	3	ALL	830403	830459

GRAND MARQUIS

1996	4.6	TFM4.6V8G2EL	TLEV		D-665-9	FL	D	2TWC(2)	4	ALL	830105	
1996	4.6	TFM4.6V8G2EL	TLEV		D-665-9	FR	D	2TWC(2)	4	ALL	830105	
1996	4.6	TFM4.6V8G2EL	TLEV		D-665-9	RL	D	2TWC(2)	4	ALL	830404	
1996	4.6	TFM4.6V8G2EL	TLEV		D-665-9	RR	D	2TWC(2)	4	ALL	830404	
1996	4.6	TFM4.6V8G2EL	TLEV		D-665-9	UL	D	2TWC(2)	4	ALL		830454
1996	4.6	TFM4.6V8G2EL	TLEV		D-665-9	UR	D	2TWC(2)	4	ALL		830455
1997	4.6	VFM4.6V8G2EL	TLEV		D-665-9	FL	D	2TWC(2)	4	ALL	830105	
1997	4.6	VFM4.6V8G2EL	TLEV		D-665-9	FR	D	2TWC(2)	4	ALL	830105	
1997	4.6	VFM4.6V8G2EL	TLEV		D-665-9	RL	D	2TWC(2)	4	ALL	830404	
1997	4.6	VFM4.6V8G2EL	TLEV		D-665-9	RR	D	2TWC(2)	4	ALL	830404	
1997	4.6	VFM4.6V8G2EL	TLEV		D-665-9	UL	D	2TWC(2)	4	ALL		830454
1997	4.6	VFM4.6V8G2EL	TLEV		D-665-9	UR	D	2TWC(2)	4	ALL		830455
1998	4.6	WFMXV04.6AAA	LEV1 LEV		D-665-9	FL	D	2TWC(2)	4	ALL	830105	
1998	4.6	WFMXV04.6AAA	LEV1 LEV		D-665-9	FR	D	2TWC(2)	4	ALL	830105	
1998	4.6	WFMXV04.6AAA	LEV1 LEV		D-665-9	RL	D	2TWC(2)	4	ALL	830404	
1998	4.6	WFMXV04.6AAA	LEV1 LEV		D-665-9	RR	D	2TWC(2)	4	ALL	830404	
1998	4.6	WFMXV04.6AAA	LEV1 LEV		D-665-9	UL	D	2TWC(2)	4	ALL		830454
1998	4.6	WFMXV04.6AAA	LEV1 LEV		D-665-9	UR	D	2TWC(2)	4	ALL		830455
1999	4.6	XFMXV04.6VG5	LEV1 LEV		D-665-9	FL	D	2TWC(2)	4	ALL	830105	
1999	4.6	XFMXV04.6VG5	LEV1 LEV		D-665-9	FR	D	2TWC(2)	4	ALL	830105	
1999	4.6	XFMXV04.6VG5	LEV1 LEV		D-665-9	RL	D	2TWC(2)	4	ALL	830404	
1999	4.6	XFMXV04.6VG5	LEV1 LEV		D-665-9	RR	D	2TWC(2)	4	ALL	830404	
1999	4.6	XFMXV04.6VG5	LEV1 LEV		D-665-9	UL	D	2TWC(2)	4	ALL		830454
1999	4.6	XFMXV04.6VG5	LEV1 LEV		D-665-9	UR	D	2TWC(2)	4	ALL		830455
2000	4.6	YFMXV04.6VFR	LEV1 LEV		D-665-9	FL	D	2TWC(2)	4	ALL	830105	
2000	4.6	YFMXV04.6VFR	LEV1 LEV		D-665-9	FR	D	2TWC(2)	4	ALL	830105	
2000	4.6	YFMXV04.6VFR	LEV1 LEV		D-665-9	RL	D	2TWC(2)	4	ALL	830404	
2000	4.6	YFMXV04.6VFR	LEV1 LEV		D-665-9	RR	D	2TWC(2)	4	ALL	830404	
2000	4.6	YFMXV04.6VFR	LEV1 LEV		D-665-9	UL	D	2TWC(2)	4	ALL		830454
2000	4.6	YFMXV04.6VFR	LEV1 LEV		D-665-9	UR	D	2TWC(2)	4	ALL		830455
2001	4.6	1FMXV04.6VF5	LEV1 LEV		D-665-9	FL	D	2TWC(2)	4	ALL	830105	

OBDII

Year	Liters	Engine Family	Certification Std.	Comments	Executive Order	Location	Exhaust Type	Converter Type	# Converters	Drive Type	Universal #	Direct Fit #
------	--------	---------------	--------------------	----------	-----------------	----------	--------------	----------------	--------------	------------	-------------	--------------

MERCURY

GRAND MARQUIS (Continued)

2001	4.6	1FMXV04.6VF5	LEV1 LEV		D-665-9	FR	D	2TWC(2)	4	ALL	830105	
2001	4.6	1FMXV04.6VF5	LEV1 LEV		D-665-9	RL	D	2TWC(2)	4	ALL	830404	
2001	4.6	1FMXV04.6VF5	LEV1 LEV		D-665-9	RR	D	2TWC(2)	4	ALL	830404	
2001	4.6	1FMXV04.6VF5	LEV1 LEV		D-665-9	UL	D	2TWC(2)	4	ALL		830454
2001	4.6	1FMXV04.6VF5	LEV1 LEV		D-665-9	UR	D	2TWC(2)	4	ALL		830455
2002	4.6	2FMXV04.6VF5	LEV1 LEV		D-665-9	FL	D	2TWC(2)	4	ALL	830105	
2002	4.6	2FMXV04.6VF5	LEV1 LEV		D-665-9	FR	D	2TWC(2)	4	ALL	830105	
2002	4.6	2FMXV04.6VF5	LEV1 LEV		D-665-9	RL	D	2TWC(2)	4	ALL	830404	
2002	4.6	2FMXV04.6VF5	LEV1 LEV		D-665-9	RR	D	2TWC(2)	4	ALL	830404	
2003	4.6	3FMXV04.6VG5	LEV1 ULEV		D-665-21	FL	D	2TWC(2)	4	ALL	700001	
2003	4.6	3FMXV04.6VG5	LEV1 ULEV		D-665-21	FR	D	2TWC(2)	4	ALL	700001	
2003	4.6	3FMXV04.6VG5	LEV1 ULEV		D-665-21	RL	D	2TWC(2)	4	ALL	701001	
2003	4.6	3FMXV04.6VG5	LEV1 ULEV		D-665-21	RR	D	2TWC(2)	4	ALL	701001	
2003	4.6	3FMXV04.6VG5	LEV1 ULEV	FROM SERIAL #W00-001	D-665-21	UL	D	2TWC(2)	4	ALL		701504
2003	4.6	3FMXV04.6VG5	LEV1 ULEV	From 6/3/02	D-665-21	UR	D	2TWC(2)	4	ALL		701505
2004	4.6	4FMXV04.6VE5	LEV2 LEV		D-665-15	FL	D	2TWC(2)	4	ALL	867004	
2004	4.6	4FMXV04.6VG6	LEV1 ULEV		D-665-21	FL	D	2TWC(2)	4	ALL	700001	
2004	4.6	4FMXV04.6VE5	LEV2 LEV		D-665-15	FR	D	2TWC(2)	4	ALL	867004	
2004	4.6	4FMXV04.6VG6	LEV1 ULEV		D-665-21	FR	D	2TWC(2)	4	ALL	700001	
2004	4.6	4FMXV04.6VG6	LEV1 ULEV		D-665-21	RL	D	2TWC(2)	4	ALL	701001	
2004	4.6	4FMXV04.6VG6	LEV1 ULEV		D-665-21	RR	D	2TWC(2)	4	ALL	701001	
2004	4.6	4FMXV04.6VE5	LEV2 LEV		D-665-15	UL	D	2TWC(2)	4	ALL	868002	868535
2004	4.6	4FMXV04.6VG6	LEV2 LEV		D-665-15	UL	D	2TWC(2)	4	ALL	868002	701504
2004	4.6	4FMXV04.6VG6	LEV1 ULEV	FROM SERIAL #W00-001	D-665-21	UL	D	2TWC(2)	4	ALL	868002	701504
2004	4.6	4FMXV04.6VE5	LEV2 LEV		D-665-15	UR	D	2TWC(2)	4	ALL	868002	868520
2004	4.6	4FMXV04.6VG6	LEV1 ULEV		D-665-15	UR	D	2TWC(2)	4	ALL	868002	868520
2004	4.6	4FMXV04.6VG6	LEV1 ULEV	From 6/3/02	D-665-21	UR	D	2TWC(2)	4	ALL	868002	868520
2005	4.6	5FMXV04.6VE8	LEV2 LEV		D-665-15	FL	D	2TWC(2)	4	ALL	867004	
2005	4.6	5FMXV04.6VG8	LEV1 ULEV		D-665-21	FL	D	2TWC(2)	4	ALL	700001	
2005	4.6	5FMXV04.6VE8	LEV2 LEV		D-665-15	FR	D	2TWC(2)	4	ALL	867004	
2005	4.6	5FMXV04.6VG8	LEV1 ULEV		D-665-21	FR	D	2TWC(2)	4	ALL	700001	
2005	4.6	5FMXV04.6VG8	LEV1 ULEV		D-665-21	RL	D	2TWC(2)	4	ALL	701001	
2005	4.6	5FMXV04.6VG8	LEV1 ULEV		D-665-21	RR	D	2TWC(2)	4	ALL	701001	
2005	4.6	5FMXV04.6VE8	LEV2 LEV		D-665-15	UL	D	2TWC(2)	4	ALL	868002	868535
2005	4.6	5FMXV04.6VG8	LEV1 ULEV	FROM SERIAL #W00-001	D-665-21	UL	D	2TWC(2)	4	ALL		701504
2005	4.6	5FMXV04.6VE8	LEV2 LEV		D-665-15	UR	D	2TWC(2)	4	ALL	868002	868520
2005	4.6	5FMXV04.6VG8	LEV1 ULEV	From 6/3/02	D-665-21	UR	D	2TWC(2)	4	ALL		701505
2006	4.6	6FMXV04.6VE8	LEV2 LEV		D-665-15	FL	D	2TWC(2)	4	ALL	867004	
2006	4.6	6FMXV04.6VE8	LEV2 LEV		D-665-15	FR	D	2TWC(2)	4	ALL	867004	
2006	4.6	6FMXV04.6VE8	LEV2 LEV		D-665-15	UL	D	2TWC(2)	4	ALL	868002	868535
2006	4.6	6FMXV04.6VE8	LEV2 LEV		D-665-15	UR	D	2TWC(2)	4	ALL	868002	868520

MARAUDER

2004	4.6	4FMXV04.6VH5	LEV1 ULEV		D-665-21	FL	D	2TWC(2)	4	ALL	700001	
2004	4.6	4FMXV04.6VH5	LEV1 ULEV		D-665-21	FR	D	2TWC(2)	4	ALL	700001	
2004	4.6	4FMXV04.6VH5	LEV1 ULEV		D-665-21	RL	D	2TWC(2)	4	ALL	701001	
2004	4.6	4FMXV04.6VH5	LEV1 ULEV		D-665-21	RR	D	2TWC(2)	4	ALL	701001	
2004	4.6	4FMXV04.6VH5	LEV1 ULEV	From 6/3/02	D-665-21	UL	D	2TWC(2)	4	ALL		701504
2004	4.6	4FMXV04.6VH5	LEV1 ULEV	From 6/3/02	D-665-21	UR	D	2TWC(2)	4	ALL		701505

OBDII

Year	Liters	Engine Family	Certification Std.	Comments	Executive Order	Location	Exhaust Type	Converter Type	# Converters	Drive Type	Universal #	Direct Fit #
------	--------	---------------	--------------------	----------	-----------------	----------	--------------	----------------	--------------	------------	-------------	--------------

MERCURY

MARINER

2005	2.3	5FMXT02.31EA	LEV2 LEV		D-665-15	U	S	TWC(2)	2	2WD	868046	
2006	2.3	6FMXT02.31EA	LEV2 LEV		D-665-15	U	S	TWC(2)	2	2WD	868046	
2005	3.0	5FMXT03.01EB	LEV2 LEV	RADIATOR SIDE MANI-FOLD UNIT	D-665-15	FL	DS	2TWC,TWC	3	2WD		867501
2005	3.0	5FMXT03.01EB	LEV2 LEV	Firewall Side Manifold Unit	D-665-15	FR	DS	2TWC,TWC	3	2WD		867502
2005	3.0	5FMXT03.01EB	LEV2 LEV		D-665-15	U	DS	2TWC,TWC	3	2WD	868045	
2006	3.0	6FMXT03.01EB	LEV2 LEV	RADIATOR SIDE MANI-FOLD UNIT	D-665-15	FL	DS	2TWC,TWC	3	2WD		867501
2006	3.0	6FMXT03.01EB	LEV2 LEV	Firewall Side Manifold Unit	D-665-15	FR	DS	2TWC,TWC	3	2WD		867502
2006	3.0	6FMXT03.01EB	LEV2 LEV		D-665-15	U	DS	2TWC,TWC	3	2WD	868045	

MONTEGO

2005	3.0	5FMXV03.02EC	LEV2 LEV		D-665-15	FL	DS	2TWC,TWC	3	FWD	867012	867517
2005	3.0	5FMXV03.02EC	LEV2 LEV		D-665-15	FR	DS	2TWC,TWC	3	FWD	867012	867516
2005	3.0	5FMXV03.02EC	LEV2 LEV		D-665-15	U	DS	2TWC,TWC	3	AWD	868002	

MOUNTAINEER

1998	4.0	WFMXT04.0FAA	TLEV		D-665-16	FL	D	2TWC	2	4WD	830713	650528
1998	4.0	WFMXT04.0FAA	TLEV		D-665-20	FL	D	2TWC(2)	4	ALL	650013	
1998	4.0	WFMXT04.0FAA	TLEV		D-665-16	FR	D	2TWC	2	4WD	830713	650527
1998	4.0	WFMXT04.0FAA	TLEV		D-665-20	FR	D	2TWC(2)	4	ALL	650013	
1998	4.0	WFMXT04.0FAA	TLEV		D-665-20	RL	D	2TWC(2)	4	ALL	651010	
1998	4.0	WFMXT04.0FAA	TLEV		D-665-20	RR	D	2TWC(2)	4	ALL	651010	
1998	4.0	WFMXT04.0FAA	TLEV		D-665-16	UL	D	2TWC	2	4WD	640011	830858
1998	4.0	WFMXT04.0FAA	TLEV		D-665-16	UR	D	2TWC	2	4WD	640011	830857
1999	4.0	XFMXT04.02GF	LEV1 LEV		D-665-16	FL	D	2TWC	2	4WD	830701	
1999	4.0	XFMXT04.02GF	LEV1 LEV		D-665-16	FR	D	2TWC	2	4WD	830701	
1999	4.0	XFMXT04.02GF	LEV1 LEV		D-665-16	UL	D	2TWC	2	4WD	640011	830858
1999	4.0	XFMXT04.02GF	LEV1 LEV		D-665-16	UR	D	2TWC	2	4WD	640011	830857
2000	4.0	YFMXT04.02F3	LEV1 LEV		D-665-16	FL	D	2TWC	2	4WD	830701	
2000	4.0	YFMXT04.02F4	LEV1 LEV		D-665-16	FL	D	2TWC(2)	4	2WD	830706	
2000	4.0	YFMXT04.02F4	LEV1 LEV		D-665-16	FL	DS	2TWC(2)	4	4WD	830706	
2000	4.0	YFMXT04.02F3	LEV1 LEV		D-665-16	FR	D	2TWC	2	4WD	830701	
2000	4.0	YFMXT04.02F4	LEV1 LEV		D-665-16	FR	D	2TWC(2)	4	2WD	830706	
2000	4.0	YFMXT04.02F4	LEV1 LEV		D-665-16	FR	DS	2TWC(2)	4	4WD	830706	
2000	4.0	YFMXT04.02F4	LEV1 LEV		D-665-16	R	DS	2TWC(2)	4	4WD	830802	
2000	4.0	YFMXT04.02F4	LEV1 LEV		D-665-16	U	DS	2TWC(2)	4	4WD	830807	
2000	4.0	YFMXT04.02D5	TLEV		D-665-18	UL	D	2TWC	2	ALL	640011	640524
2000	4.0	YFMXT04.02D6	TLEV		D-665-18	UL	D	2TWC	2	ALL	640011	
2000	4.0	YFMXT04.02F3	TLEV		D-665-18	UL	D	2TWC	2	ALL	640011	640524
2000	4.0	YFMXT04.02F4	LEV1 LEV		D-665-16	UL	D	2TWC(2)	4	4WD	830805	830858
2000	4.0	YFMXT04.02D5	TLEV		D-665-18	UR	D	2TWC	2	ALL	640011	
2000	4.0	YFMXT04.02D6	TLEV		D-665-18	UR	D	2TWC	2	ALL	640011	640524
2000	4.0	YFMXT04.02F3	TLEV		D-665-18	UR	D	2TWC	2	ALL	640011	
2000	4.0	YFMXT04.02F4	LEV1 LEV		D-665-16	UR	D	2TWC(2)	4	4WD	830809	830857
2001	4.0	1FMXT04.02F5	LEV1 LEV	w/ X ENG CODE	D-665-16	F	DS	2TWC,TWC(2)	4	4WD		830756
2001	4.0	1FMXT04.02F5	LEV1 LEV		D-665-16	FL	DS	2TWC,TWC(2)	4	4WD	830716	
2001	4.0	1FMXT04.02F5	LEV1 LEV		D-665-16	FR	DS	2TWC,TWC(2)	4	4WD	830716	
2001	4.0	1FMXT04.02F5	LEV1 LEV		D-665-16	R	DS	2TWC,TWC(2)	4	4WD	830821	830876

OBDII

Year	Liters	Engine Family	Certification Std.	Comments	Executive Order	Location	Exhaust Type	Converter Type	# Converters	Drive Type	Universal #	Direct Fit #
------	--------	---------------	--------------------	----------	-----------------	----------	--------------	----------------	--------------	------------	-------------	--------------

MERCURY
MOUNTAINEER (Continued)

2001	4.0	1FMXT04.02F5	LEV1 LEV	w/ E ENG CODE	D-665-16	R DS	2TWC,TWC(2)	4	4WD	830821	830876
2001	4.0	1FMXT04.02F5	LEV1 LEV		D-665-20	RL DS	2TWC,TWC(2)	4	ALL	651010	
2001	4.0	1FMXT04.02F5	LEV1 LEV		D-665-20	RR DS	2TWC,TWC(2)	4	ALL	651010	
2002	4.0	2FMXT04.02F7	LEV1 LEV		D-665-16	F DS	2TWC,TWC	3	4WD		830754
2002	4.0	2FMXT04.02F8	LEV1 LEV		D-665-16	F DS	2TWC,TWC	3	4WD		830754
2002	4.0	2FMXT04.02F7	LEV1 LEV		D-665-16	FL DS	2TWC,TWC	3	4WD	830717	
2002	4.0	2FMXT04.02F8	LEV1 LEV		D-665-16	FL DS	2TWC,TWC	3	4WD	830717	
2002	4.0	2FMXT04.02F7	LEV1 LEV		D-665-16	FR DS	2TWC,TWC	3	4WD	830717	
2002	4.0	2FMXT04.02F8	LEV1 LEV		D-665-16	FR DS	2TWC,TWC	3	4WD	830717	
2002	4.0	2FMXT04.02F7	LEV1 LEV		D-665-20	R DS	2TWC,TWC	3	ALL	651021	830876
2002	4.0	2FMXT04.02F8	LEV1 LEV		D-665-16	R DS	2TWC,TWC	3	4WD	830802	830876
2002	4.0	2FMXT04.02F7	LEV1 LEV	w/ E ENG CODE	D-665-16	R DS	2TWC,TWC	3	4WD	651021	830876
2002	4.0	2FMXT04.02F8	LEV1 LEV	w/ E ENG CODE	D-665-16	R DS	2TWC,TWC	3	4WD	830802	830876
2002	4.0	2FMXT04.02F7	LEV1 LEV		D-665-16	U DS	2TWC,TWC	3	4WD	830807	651684
2002	4.0	2FMXT04.02F8	LEV1 LEV		D-665-20	U DS	2TWC,TWC	3	ALL		651684
2003	4.0	3FMXT04.02F7	LEV1 LEV		D-665-16	FL DS	2TWC,TWC	3	4WD	830717	
2003	4.0	3FMXT04.02F8	LEV1 LEV		D-665-16	FL DS	2TWC,TWC	3	4WD	830717	
2003	4.0	3FMXT04.02FB	LEV1 LEV		D-665-16	FL DS	2TWC,TWC	3	4WD	830717	
2003	4.0	3FMXT04.02FC	LEV1 LEV		D-665-16	FL DS	2TWC,TWC	3	4WD	830717	
2003	4.0	3FMXT04.02F7	LEV1 LEV		D-665-16	FR DS	2TWC,TWC	3	4WD	830717	
2003	4.0	3FMXT04.02F8	LEV1 LEV		D-665-16	FR DS	2TWC,TWC	3	4WD	830717	
2003	4.0	3FMXT04.02FB	LEV1 LEV		D-665-16	FR DS	2TWC,TWC	3	4WD	830717	
2003	4.0	3FMXT04.02FC	LEV1 LEV		D-665-16	FR DS	2TWC,TWC	3	4WD	830717	
2003	4.0	3FMXT04.02F7	LEV1 LEV		D-665-16	R DS	2TWC,TWC	3	4WD	830808	830876
2003	4.0	3FMXT04.02F8	LEV1 LEV		D-665-16	R DS	2TWC,TWC	3	4WD	830808	830876
2003	4.0	3FMXT04.02FB	LEV1 LEV		D-665-16	R DS	2TWC,TWC	3	4WD	830808	830876
2003	4.0	3FMXT04.02FC	LEV1 LEV		D-665-16	R DS	2TWC,TWC	3	4WD	830808	830876
2003	4.0	3FMXT04.02F7	LEV1 LEV	w/ E ENG CODE	D-665-16	R DS	2TWC,TWC	3	4WD	830808	830876
2003	4.0	3FMXT04.02F8	LEV1 LEV	w/ E ENG CODE	D-665-16	R DS	2TWC,TWC	3	4WD	830808	830876
2003	4.0	3FMXT04.02FB	LEV1 LEV	w/ E ENG CODE	D-665-16	R DS	2TWC,TWC	3	4WD	830808	830876
2003	4.0	3FMXT04.02FC	LEV1 LEV	w/ E ENG CODE	D-665-16	R DS	2TWC,TWC	3	4WD	830808	830876
2003	4.0	3FMXT04.02F7	LEV1 LEV		D-665-16	U DS	2TWC,TWC	3	4WD		830754
2003	4.0	3FMXT04.02F8	LEV1 LEV		D-665-16	U DS	2TWC,TWC	3	4WD		830754
2003	4.0	3FMXT04.02FB	LEV1 LEV		D-665-16	U DS	2TWC,TWC	3	4WD		830754
2003	4.0	3FMXT04.02FC	LEV1 LEV		D-665-16	U DS	2TWC,TWC	3	4WD		830754
2002	4.6	2FMXT04.62F5	LEV1 LEV		D-665-16	FL DS	2TWC,TWC	3	4WD	830717	
2002	4.6	2FMXT04.62F6	LEV1 LEV		D-665-16	FL DS	2TWC,TWC	3	4WD	830717	
2002	4.6	2FMXT04.62F5	LEV1 LEV		D-665-16	FR DS	2TWC,TWC	3	4WD	830717	
2002	4.6	2FMXT04.62F6	LEV1 LEV		D-665-16	FR DS	2TWC,TWC	3	4WD	830717	
2002	4.6	2FMXT04.62F5	LEV1 LEV		D-665-16	R DS	2TWC,TWC	3	4WD	830821	
2002	4.6	2FMXT04.62F6	LEV1 LEV		D-665-16	R DS	2TWC,TWC	3	4WD	830821	
2002	4.6	2FMXT04.62F5	LEV1 LEV		D-665-20	U DS	2TWC,TWC	3	ALL		651549
2002	4.6	2FMXT04.62F6	LEV1 LEV		D-665-20	U DS	2TWC,TWC	3	ALL		651549
2003	4.6	3FMXT04.62F6	LEV1 LEV		D-665-16	FL DS	2TWC,TWC	3	4WD	830717	
2003	4.6	3FMXT04.62F7	LEV1 LEV		D-665-16	FL DS	2TWC,TWC	3	4WD	830717	
2003	4.6	3FMXT04.62F6	LEV1 LEV		D-665-16	FR DS	2TWC,TWC	3	4WD	830717	
2003	4.6	3FMXT04.62F7	LEV1 LEV		D-665-16	FR DS	2TWC,TWC	3	4WD	830717	
2003	4.6	3FMXT04.62F6	LEV1 LEV		D-665-16	R DS	2TWC,TWC	3	4WD	830821	
2003	4.6	3FMXT04.62F7	LEV1 LEV		D-665-16	R DS	2TWC,TWC	3	4WD	830821	

OBDII

Year	Liters	Engine Family	Certification Std.	Comments	Executive Order	Location	Exhaust Type	Converter Type	# Converters	Drive Type	Universal #	Direct Fit #
------	--------	---------------	--------------------	----------	-----------------	----------	--------------	----------------	--------------	------------	-------------	--------------

MERCURY

MOUNTAINEER (Continued)

2003	4.6	3FMXT04.62F6	LEV1 LEV		D-665-20	U	DS	2TWC,TWC	3	ALL		651549
2003	4.6	3FMXT04.62F7	LEV1 LEV		D-665-20	U	DS	2TWC,TWC	3	ALL		651549
1997	5.0	VFM5.028GF EK	TIER1		D-665-16	FL	D	2TWC(2)	4	4WD	830719	
1997	5.0	VFM5.028GF EK	TIER1		D-665-16	FR	D	2TWC(2)	4	4WD	830719	
1997	5.0	VFM5.028GF EK	TIER1		D-665-16	R	D	2TWC(2)	4	ALL		830867
1997	5.0	VFM5.028GF EK	TIER1		D-665-16	RL	D	2TWC(2)	4	4WD	830820	
1997	5.0	VFM5.028GF EK	TIER1		D-665-16	RR	D	2TWC(2)	4	4WD	830820	
1997	5.0	VFM5.028GF EK	TIER1		D-665-16	UL	D	2TWC(2)	4	4WD		830862
1997	5.0	VFM5.028GF EK	TIER1		D-665-16	UR	D	2TWC(2)	4	4WD		830861
1998	5.0	WFMXT05.02DC	TLEV		D-665-16	FL	D	2TWC(2)	4	4WD	830719	830862
1998	5.0	WFMXT05.02DC	TLEV	Up to 2/98	D-665-16	FL	D	2TWC(2)	4	ALL	830719	830862
1998	5.0	WFMXT05.02DC	TLEV		D-665-16	FR	D	2TWC(2)	4	4WD	830719	830861
1998	5.0	WFMXT05.02DC	TLEV	Up to 2/98	D-665-16	FR	D	2TWC(2)	4	ALL	830719	830861
1998	5.0	WFMXT05.02DC	TLEV		D-665-16	R	D	2TWC(2)	4	ALL		830867
1998	5.0	WFMXT05.02DC	TLEV		D-665-16	RL	D	2TWC(2)	4	4WD	830820	
1998	5.0	WFMXT05.02DC	TLEV		D-665-16	RR	D	2TWC(2)	4	4WD	830820	
1998	5.0	WFMXT05.02DC	TLEV		D-665-20	UL	D	2TWC(2)	4	ALL		830860
1998	5.0	WFMXT05.02DC	TLEV	From 2/98	D-665-16	UL	D	2TWC(2)	4	4WD		830860
1998	5.0	WFMXT05.02DC	TLEV		D-665-20	UR	D	2TWC(2)	4	ALL		830859
1998	5.0	WFMXT05.02DC	TLEV	From 2/98	D-665-16	UR	D	2TWC(2)	4	4WD		830859
1999	5.0	XFMXT05.02GF	LEV1 LEV		D-665-16	FL	D	2TWC(2)	4	4WD	830719	
1999	5.0	XFMXT05.02GF	LEV1 LEV		D-665-16	FR	D	2TWC(2)	4	4WD	830719	
1999	5.0	XFMXT05.02GF	LEV1 LEV		D-665-16	RL	D	2TWC(2)	4	4WD	830820	
1999	5.0	XFMXT05.02GF	LEV1 LEV		D-665-16	RR	D	2TWC(2)	4	4WD	830820	
1999	5.0	XFMXT05.02GF	LEV1 LEV		D-665-20	UL	D	2TWC(2)	4	ALL		830860
1999	5.0	XFMXT05.02GF	LEV1 LEV	From 2/98	D-665-16	UL	D	2TWC(2)	4	4WD		830860
1999	5.0	XFMXT05.02GF	LEV1 LEV		D-665-20	UR	D	2TWC(2)	4	ALL		830859
1999	5.0	XFMXT05.02GF	LEV1 LEV	From 2/98	D-665-16	UR	D	2TWC(2)	4	4WD		830859
2000	5.0	YFMXT05.02F5	LEV1 LEV		D-665-16	FL	D	2TWC(2)	4	4WD	830719	
2000	5.0	YFMXT05.02F5	LEV1 LEV		D-665-16	FR	D	2TWC(2)	4	4WD	830719	
2000	5.0	YFMXT05.02F5	LEV1 LEV		D-665-16	RL	D	2TWC(2)	4	4WD	830820	
2000	5.0	YFMXT05.02F5	LEV1 LEV		D-665-16	RR	D	2TWC(2)	4	4WD	830820	
2000	5.0	YFMXT05.02F5	LEV1 LEV		D-665-20	UL	D	2TWC(2)	4	ALL		830860
2000	5.0	YFMXT05.02F5	LEV1 LEV	From 2/98	D-665-16	UL	D	2TWC(2)	4	4WD		830860
2000	5.0	YFMXT05.02F5	LEV1 LEV		D-665-20	UR	D	2TWC(2)	4	ALL		830859
2000	5.0	YFMXT05.02F5	LEV1 LEV	From 2/98	D-665-16	UR	D	2TWC(2)	4	4WD		830859
2001	5.0	1FMXT05.02F5	LEV1 LEV		D-665-20	FL	D	2TWC(2)	4	ALL	650013	
2001	5.0	1FMXT05.02F5	LEV1 LEV		D-665-16	FL	D	2TWC,TWC(2)	4	4WD	830719	
2001	5.0	1FMXT05.02F5	LEV1 LEV		D-665-20	FR	D	2TWC(2)	4	ALL	650009	
2001	5.0	1FMXT05.02F5	LEV1 LEV		D-665-16	FR	D	2TWC,TWC(2)	4	4WD	830719	
2001	5.0	1FMXT05.02F5	LEV1 LEV		D-665-20	RL	D	2TWC(2)	4	ALL	651012	
2001	5.0	1FMXT05.02F5	LEV1 LEV		D-665-16	RL	D	2TWC,TWC(2)	4	4WD	830820	
2001	5.0	1FMXT05.02F5	LEV1 LEV		D-665-20	RR	D	2TWC(2)	4	ALL	651008	
2001	5.0	1FMXT05.02F5	LEV1 LEV		D-665-16	RR	D	2TWC,TWC(2)	4	4WD	830820	
2001	5.0	1FMXT05.02F5	LEV1 LEV		D-665-20	UL	D	2TWC(2)	4	ALL		651519
2001	5.0	1FMXT05.02F5	LEV1 LEV	From 2/98	D-665-16	UL	D	2TWC,TWC(2)	4	4WD		830860
2001	5.0	1FMXT05.02F5	LEV1 LEV		D-665-20	UR	D	2TWC(2)	4	ALL		651518
2001	5.0	1FMXT05.02F5	LEV1 LEV	From 2/98	D-665-16	UR	D	2TWC,TWC(2)	4	4WD		830859

OBDII

Year	Liters	Engine Family	Certification Std.	Comments	Executive Order	Location	Exhaust Type	Converter Type	# Converters	Drive Type	Universal #	Direct Fit #
------	--------	---------------	--------------------	----------	-----------------	----------	--------------	----------------	--------------	------------	-------------	--------------

**MERCURY
MYSTIQUE**

1996	2.5	TFM2.5VJG1EK	TIER1	Radiator Side Manifold Unit	D-665-15	FL	DS	2TWC,TWC	3	FWD		867503
1996	2.5	TFM2.5VJG1EK	TIER1	Firewall Side Manifold Unit	D-665-15	FR	DS	2TWC,TWC	3	FWD		867500
1996	2.5	TFM2.5VJG1EK	TIER1		D-665-15	U	DS	2TWC,TWC	3	FWD	868001	868500
1997	2.5	VFM2.5VJG1EK	TIER1	Radiator Side Manifold Unit	D-665-15	FL	DS	2TWC,TWC	3	FWD		867503
1997	2.5	VFM2.5VJG1EK	TIER1	Firewall Side Manifold Unit	D-665-15	FR	DS	2TWC,TWC	3	FWD		867500
1997	2.5	VFM2.5VJG1EK	TIER1		D-665-15	U	DS	2TWC,TWC	3	FWD	868001	868500
1998	2.5	WFMXV02.5AFA	TIER1	Radiator Side Manifold Unit	D-665-15	FL	DS	2TWC,TWC	3	FWD		867503
1998	2.5	WFMXV02.5AFA	TIER1	Firewall Side Manifold Unit	D-665-15	FR	DS	2TWC,TWC	3	FWD		867500
1998	2.5	WFMXV02.5AFA	TIER1		D-665-15	U	DS	2TWC,TWC	3	FWD	868001	868500
1999	2.5	XFMXV02.5VBC	TIER1	Radiator Side Manifold Unit	D-665-15	FL	DS	2TWC,TWC	3	FWD		867503
1999	2.5	XFMXV02.5VBC	TIER1	Firewall Side Manifold Unit	D-665-15	FR	DS	2TWC,TWC	3	FWD		867500
1999	2.5	XFMXV02.5VBC	TIER1		D-665-15	U	DS	2TWC,TWC	3	FWD	868001	868500
2000	2.5	YFMXV02.5VBC	TIER1	Radiator Side Manifold Unit	D-665-15	FL	DS	2TWC,TWC	3	FWD		867503
2000	2.5	YFMXV02.5VBC	TIER1	Firewall Side Manifold Unit	D-665-15	FR	DS	2TWC,TWC	3	FWD		867500
2000	2.5	YFMXV02.5VBC	TIER1		D-665-15	U	DS	2TWC,TWC	3	FWD	868001	868500

SABLE

2000	3.0	YFMXV03.0VF3	LEV1 LEV		D-665-15	F	DS	2TWC,TWC	3	ALL	867020	
2000	3.0	YFMXV03.0VF5	LEV1 LEV		D-665-15	F	DS	2TWC,TWC	3	ALL	867020	
2000	3.0	YFMXV03.0VFA	LEV1 LEV		D-665-15	F	DS	2TWC,TWC	3	ALL	867020	
2000	3.0	YFMXV03.0VF3	LEV1 LEV	"2" & "U" Eng Codes	D-665-15	FL	DS	2TWC,TWC	3	ALL	867024	
2000	3.0	YFMXV03.0VF5	LEV1 LEV	"2" & "U" Eng Codes	D-665-15	FL	DS	2TWC,TWC	3	ALL	867024	
2000	3.0	YFMXV03.0VFA	LEV1 LEV	"2" & "U" Eng Codes	D-665-15	FL	DS	2TWC,TWC	3	ALL	867024	
2000	3.0	YFMXV03.0VF3	LEV1 LEV	"2" & "U" Eng Codes	D-665-15	FR	DS	2TWC,TWC	3	ALL	867025	
2000	3.0	YFMXV03.0VF5	LEV1 LEV	"2" & "U" Eng Codes	D-665-15	FR	DS	2TWC,TWC	3	ALL	867025	
2000	3.0	YFMXV03.0VFA	LEV1 LEV	"2" & "U" Eng Codes	D-665-15	FR	DS	2TWC,TWC	3	ALL	867025	
2000	3.0	YFMXV03.0VF3	LEV1 LEV		D-665-15	U	DS	2TWC,TWC	3	ALL	868002	
2000	3.0	YFMXV03.0VF5	LEV1 LEV		D-665-15	U	DS	2TWC,TWC	3	ALL	868002	
2000	3.0	YFMXV03.0VFA	LEV1 LEV		D-665-15	U	DS	2TWC,TWC	3	ALL	868002	
2001	3.0	1FMXV03.0VF3	LEV1 LEV		D-665-15	F	DS	2TWC,TWC	3	ALL	867020	
2001	3.0	1FMXV03.0VF3	LEV1 LEV	"2" & "U" Eng Codes	D-665-15	FL	DS	2TWC,TWC	3	ALL	867024	
2001	3.0	1FMXV03.0VF3	LEV1 LEV	"2" & "U" Eng Codes	D-665-15	FR	DS	2TWC,TWC	3	ALL	867025	
2001	3.0	1FMXV03.0VF3	LEV1 LEV		D-665-15	U	DS	2TWC,TWC	3	ALL	868002	
2002	3.0	2FMXV03.0VF3	LEV1 LEV		D-665-15	F	DS	2TWC,TWC	3	ALL	867020	
2002	3.0	2FMXV03.0VF4	LEV1 LEV		D-665-15	F	DS	2TWC,TWC	3	ALL	867020	
2002	3.0	2FMXV03.0VF8	LEV1 LEV		D-665-15	F	DS	2TWC,TWC	3	ALL	867020	
2002	3.0	2FMXV03.0VF9	LEV1 LEV		D-665-15	F	DS	2TWC,TWC	3	ALL	867020	
2002	3.0	2FMXV03.0VF3	LEV1 LEV	"2" & "U" Eng Codes	D-665-15	FL	DS	2TWC,TWC	3	ALL	867024	
2002	3.0	2FMXV03.0VF4	LEV1 LEV	"2" & "U" Eng Codes	D-665-15	FL	DS	2TWC,TWC	3	ALL	867024	
2002	3.0	2FMXV03.0VF8	LEV1 LEV	"2" & "U" Eng Codes	D-665-15	FL	DS	2TWC,TWC	3	ALL	867024	
2002	3.0	2FMXV03.0VF9	LEV1 LEV	"2" & "U" Eng Codes	D-665-15	FL	DS	2TWC,TWC	3	ALL	867024	
2002	3.0	2FMXV03.0VF3	LEV1 LEV	"2" & "U" Eng Codes	D-665-15	FR	DS	2TWC,TWC	3	ALL	867025	

OBDII

Year	Liters	Engine Family	Certification Std.	Comments	Executive Order	Location	Exhaust Type	Converter Type	# Converters	Drive Type	Universal #	Direct Fit #
------	--------	---------------	--------------------	----------	-----------------	----------	--------------	----------------	--------------	------------	-------------	--------------

**MERCURY
SABLE (Continued)**

2002	3.0	2FMXV03.0VF4	LEV1 LEV	"2" & "U" Eng Codes	D-665-15	FR	DS	2TWC,TWC	3	ALL	867025	
2002	3.0	2FMXV03.0VF8	LEV1 LEV	"2" & "U" Eng Codes	D-665-15	FR	DS	2TWC,TWC	3	ALL	867025	
2002	3.0	2FMXV03.0VF9	LEV1 LEV	"2" & "U" Eng Codes	D-665-15	FR	DS	2TWC,TWC	3	ALL	867025	
2002	3.0	2FMXV03.0VF3	LEV1 LEV		D-665-15	U	DS	2TWC,TWC	3	ALL	868002	
2002	3.0	2FMXV03.0VF4	LEV1 LEV		D-665-15	U	DS	2TWC,TWC	3	ALL	868002	
2002	3.0	2FMXV03.0VF8	LEV1 LEV		D-665-15	U	DS	2TWC,TWC	3	ALL	868002	
2002	3.0	2FMXV03.0VF9	LEV1 LEV		D-665-15	U	DS	2TWC,TWC	3	ALL	868002	
2003	3.0	3FMXV03.0VF3	LEV1 ULEV		D-665-15	F	DS	2TWC,TWC	3	ALL	867020	
2003	3.0	3FMXV03.0VF4	LEV1 LEV		D-665-15	F	DS	2TWC,TWC	3	ALL	867020	
2003	3.0	3FMXV03.0Vfy	LEV1 ULEV		D-665-15	F	DS	2TWC,TWC	3	ALL	867020	
2003	3.0	3FMXV03.0VFZ	LEV1 ULEV		D-665-15	F	DS	2TWC,TWC	3	ALL	867020	
2003	3.0	3FMXV03.0VF3	LEV1 ULEV	"2" & "U" Eng Codes	D-665-15	FL	DS	2TWC,TWC	3	ALL	867024	
2003	3.0	3FMXV03.0VF4	LEV1 LEV	"2" & "U" Eng Codes	D-665-15	FL	DS	2TWC,TWC	3	ALL	867024	
2003	3.0	3FMXV03.0Vfy	LEV1 ULEV	"2" & "U" Eng Codes	D-665-15	FL	DS	2TWC,TWC	3	ALL	867024	
2003	3.0	3FMXV03.0VFZ	LEV1 ULEV	"2" & "U" Eng Codes	D-665-15	FL	DS	2TWC,TWC	3	ALL	867024	
2003	3.0	3FMXV03.0VF3	LEV1 ULEV	"2" & "U" Eng Codes	D-665-15	FR	DS	2TWC,TWC	3	ALL	867025	
2003	3.0	3FMXV03.0VF4	LEV1 LEV	"2" & "U" Eng Codes	D-665-15	FR	DS	2TWC,TWC	3	ALL	867025	
2003	3.0	3FMXV03.0Vfy	LEV1 ULEV	"2" & "U" Eng Codes	D-665-15	FR	DS	2TWC,TWC	3	ALL	867025	
2003	3.0	3FMXV03.0VFZ	LEV1 ULEV	"2" & "U" Eng Codes	D-665-15	FR	DS	2TWC,TWC	3	ALL	867025	
2003	3.0	3FMXV03.0VF3	LEV1 ULEV		D-665-15	U	DS	2TWC,TWC	3	ALL	868002	
2003	3.0	3FMXV03.0VF4	LEV1 LEV		D-665-15	U	DS	2TWC,TWC	3	ALL	868002	
2003	3.0	3FMXV03.0Vfy	LEV1 ULEV		D-665-15	U	DS	2TWC,TWC	3	ALL	868002	
2003	3.0	3FMXV03.0VFZ	LEV1 ULEV		D-665-15	U	DS	2TWC,TWC	3	ALL	868002	
2004	3.0	4FMXV03.0VE8	LEV1 ULEV		D-665-15	F	DS	2TWC,TWC	3	ALL	867020	
2004	3.0	4FMXV03.0VEM	LEV2 LEV		D-665-15	F	DS	2TWC,TWC	3	ALL	867020	
2004	3.0	4FMXV03.0VEY	LEV2 LEV		D-665-15	F	DS	2TWC,TWC	3	ALL	867020	
2004	3.0	4FMXV03.0VFZ	LEV1 ULEV		D-665-15	F	DS	2TWC,TWC	3	ALL	867020	
2004	3.0	4FMXV03.0VE8	LEV1 ULEV	"2" & "U" Eng Codes	D-665-15	FL	DS	2TWC,TWC	3	ALL	867024	
2004	3.0	4FMXV03.0VEM	LEV2 LEV	"2" & "U" Eng Codes	D-665-15	FL	DS	2TWC,TWC	3	ALL	867024	
2004	3.0	4FMXV03.0VEY	LEV2 LEV	"2" & "U" Eng Codes	D-665-15	FL	DS	2TWC,TWC	3	ALL	867024	
2004	3.0	4FMXV03.0VFZ	LEV1 ULEV	"2" & "U" Eng Codes	D-665-15	FL	DS	2TWC,TWC	3	ALL	867024	
2004	3.0	4FMXV03.0VE8	LEV1 ULEV	"2" & "U" Eng Codes	D-665-15	FR	DS	2TWC,TWC	3	ALL	867025	
2004	3.0	4FMXV03.0VEM	LEV2 LEV	"2" & "U" Eng Codes	D-665-15	FR	DS	2TWC,TWC	3	ALL	867025	
2004	3.0	4FMXV03.0VEY	LEV2 LEV	"2" & "U" Eng Codes	D-665-15	FR	DS	2TWC,TWC	3	ALL	867025	
2004	3.0	4FMXV03.0VFZ	LEV1 ULEV	"2" & "U" Eng Codes	D-665-15	FR	DS	2TWC,TWC	3	ALL	867025	
2004	3.0	4FMXV03.0VE8	LEV1 ULEV		D-665-15	U	DS	2TWC,TWC	3	ALL	868002	
2004	3.0	4FMXV03.0VEM	LEV2 LEV		D-665-15	U	DS	2TWC,TWC	3	ALL	868002	
2004	3.0	4FMXV03.0VEY	LEV2 LEV		D-665-15	U	DS	2TWC,TWC	3	ALL	868002	
2004	3.0	4FMXV03.0VFZ	LEV1 ULEV		D-665-15	U	DS	2TWC,TWC	3	ALL	868002	
2005	3.0	5FMXV03.0VE3	LEV1 ULEV		D-665-15	F	DS	2TWC,TWC	3	ALL	867020	
2005	3.0	5FMXV03.0VEY	LEV2 LEV		D-665-15	F	DS	2TWC,TWC	3	ALL	867020	
2005	3.0	5FMXV03.0VFZ	LEV1 ULEV		D-665-15	F	DS	2TWC,TWC	3	ALL	867020	
2005	3.0	5FMXV03.0VE3	LEV1 ULEV	"2" & "U" Eng Codes	D-665-15	FL	DS	2TWC,TWC	3	ALL	867024	
2005	3.0	5FMXV03.0VEY	LEV2 LEV	"2" & "U" Eng Codes	D-665-15	FL	DS	2TWC,TWC	3	ALL	867024	
2005	3.0	5FMXV03.0VFZ	LEV1 ULEV	"2" & "U" Eng Codes	D-665-15	FL	DS	2TWC,TWC	3	ALL	867024	
2005	3.0	5FMXV03.0VE3	LEV1 ULEV	"2" & "U" Eng Codes	D-665-15	FR	DS	2TWC,TWC	3	ALL	867025	
2005	3.0	5FMXV03.0VEY	LEV2 LEV	"2" & "U" Eng Codes	D-665-15	FR	DS	2TWC,TWC	3	ALL	867025	
2005	3.0	5FMXV03.0VFZ	LEV1 ULEV	"2" & "U" Eng Codes	D-665-15	FR	DS	2TWC,TWC	3	ALL	867025	
2005	3.0	5FMXV03.0VE3	LEV1 ULEV		D-665-15	U	DS	2TWC,TWC	3	ALL	868002	

Year	Liters	Engine Family	Certification Std.	Comments	Executive Order	Location	Exhaust Type	Converter Type	# Converters	Drive Type	Universal #	Direct Fit #
------	--------	---------------	--------------------	----------	-----------------	----------	--------------	----------------	--------------	------------	-------------	--------------

MERCURY

SABLE (Continued)

2005	3.0	5FMXV03.0VEY	LEV2 LEV		D-665-15	U	DS	2TWC,TWC	3	ALL	868002	
2005	3.0	5FMXV03.0VFZ	LEV1 ULEV		D-665-15	U	DS	2TWC,TWC	3	ALL	868002	

VILLAGER

1996	3.0	TFM3.028G1HK	TIER1		D-665-16	F	S	TWC(2)	2	FWD	830715	
1996	3.0	TFM3.028G1HK	TIER1		D-665-20	F	S	WU-TWC,TWC	2	ALL	650015	
1996	3.0	TFM3.028GIHK	TIER1		D-665-20	F	S	WU-TWC,TWC	2	ALL	650015	
1996	3.0	TFM3.028G1HK	TIER1		D-665-16	R	S	TWC(2)	2	FWD	830820	830897
1996	3.0	TFM3.028G1HK	TIER1		D-665-20	R	S	WU-TWC,TWC	2	ALL	651013	651566
1996	3.0	TFM3.028GIHK	TIER1		D-665-20	R	S	WU-TWC,TWC	2	ALL	651013	651566
1997	3.0	VFM3.028G1HK	TIER1		D-665-16	F	S	TWC(2)	2	FWD	830716	
1997	3.0	VFM3.028G1HK	TIER1		D-665-20	F	S	WU-TWC,TWC	2	ALL	650015	650508
1997	3.0	VFM3.028G1HK	TIER1		D-665-16	R	S	TWC(2)	2	FWD	830820	830897
1997	3.0	VFM3.028G1HK	TIER1		D-665-20	R	S	WU-TWC,TWC	2	ALL	651013	651566
1998	3.0	WFMXT03.014A	TIER1		D-665-16	F	S	TWC(2)	2	FWD	830716	
1998	3.0	WFMXT03.014A	TIER1		D-665-20	F	S	WU-TWC,TWC	2	ALL		650508
1998	3.0	WFMXT03.014A	TIER1		D-665-20	FL	S	WU-TWC,TWC	2	ALL	650015	
1998	3.0	WFMXT03.014A	TIER1		D-665-20	FR	S	WU-TWC,TWC	2	ALL	650015	
1998	3.0	WFMXT03.014A	TIER1		D-665-16	R	S	TWC(2)	2	FWD	830805	830897
1998	3.0	WFMXT03.014A	TIER1		D-665-20	R	S	WU-TWC,TWC	2	ALL		651566
1998	3.0	WFMXT03.014A	TIER1		D-665-20	RL	S	WU-TWC,TWC	2	ALL	651013	
1998	3.0	WFMXT03.014A	TIER1		D-665-20	RR	S	WU-TWC,TWC	2	ALL	651013	
1999	3.3	XFMXT03.325C	TLEV	RADIATOR SIDE MANI-FOLD UNIT	D-665-16	F	S	TWC(2)	2	FWD	830704	
1999	3.3	XFMXT03.325C	TLEV		D-665-16	R	S	TWC(2)	2	FWD	830803	830897
1999	3.3	XFMXT03.325C	TLEV	RADIATOR SIDE MANI-FOLD UNIT	D-665-16	U	S	TWC(2)	2	FWD		830898
2000	3.3	YFMXT03.335B	LEV1 LEV	RADIATOR SIDE MANI-FOLD UNIT	D-665-16	F	S	TWC(2)	2	FWD	830704	830898
2000	3.3	YFMXT03.335B	LEV1 LEV		D-665-16	R	S	TWC(2)	2	FWD	830803	830897
2001	3.3	1FMXT03.3C5C	LEV1 LEV	RADIATOR SIDE MANI-FOLD UNIT	D-665-16	F	S	TWC(2)	2	ALL	830704	
2001	3.3	1FMXT03.3C9A	LEV1 LEV	RADIATOR SIDE MANI-FOLD UNIT	D-665-16	F	S	TWC(2)	2	FWD	830704	
2001	3.3	1FMXT03.3C5C	LEV1 LEV		D-665-16	R	S	TWC(2)	2	ALL	830803	830897
2001	3.3	1FMXT03.3C9A	LEV1 LEV		D-665-16	R	S	TWC(2)	2	FWD	830803	830897
2001	3.3	1FMXT03.3C5C	LEV1 LEV	RADIATOR SIDE MANI-FOLD UNIT	D-665-16	U	S	TWC(2)	2	ALL		830898
2001	3.3	1FMXT03.3C9A	LEV1 LEV	RADIATOR SIDE MANI-FOLD UNIT	D-665-16	U	S	TWC(2)	2	FWD		830898
2002	3.3	2FMXT03.3C5C	LEV1 LEV	RADIATOR SIDE MANI-FOLD UNIT	D-665-16	F	S	TWC(2)	2	FWD	830704	
2002	3.3	2FMXT03.3C5C	LEV1 LEV		D-665-16	R	S	TWC(2)	2	FWD	830803	830897
2002	3.3	2FMXT03.3C5C	LEV1 LEV	RADIATOR SIDE MANI-FOLD UNIT	D-665-16	U	S	TWC(2)	2	FWD		830898

MITSUBISHI

DIAMANTE

1997	3.5	VML3.5VJGFEK	TIER1		D-665-17	U	S	TWC	1	ALL	630016	
1998	3.5	WMLXV03.5GBG	TIER1		D-665-17	U	S	TWC	1	ALL	630016	

ECLIPSE

1996	2.0	TDS2.0VJGFEK	TIER1		D-665-17	U	S	TWC	1	ALL	630016	630569
------	-----	--------------	-------	--	----------	---	---	-----	---	-----	--------	--------

OBDII

Year	Liters	Engine Family	Certification Std.	Comments	Executive Order	Location	Exhaust Type	Converter Type	# Converters	Drive Type	Universal #	Direct Fit #
------	--------	---------------	--------------------	----------	-----------------	----------	--------------	----------------	--------------	------------	-------------	--------------

MITSUBISHI

ECLIPSE (Continued)

1996	2.0	TDS2.0VJGFEL	TIER1		D-665-17	U	S	TWC	1	ALL	630016	630569
1997	2.0	VDS2.0VJGFEK	TIER1		D-665-17	U	S	TWC	1	ALL	630016	630517
1997	2.0	VDS2.0VJGKEK	TIER1		D-665-17	U	S	TWC	1	ALL	630016	630517
1998	2.0	WDSXV02.0GBK	TIER1		D-665-17	U	S	TWC	1	ALL	630016	630517
1998	2.0	WDSXV02.0GBP	TIER1		D-665-17	U	S	TWC	1	ALL	630016	630517
1999	2.0	XDSXV02.0GBK	TIER1		D-665-17	U	S	TWC	1	ALL	630016	630517
1999	2.0	XDSXV02.0GBP	TIER1		D-665-17	U	S	TWC	1	ALL	630016	630517
1996	2.4	TDS2.4VJGKFL	TIER1		D-665-17	U	S	TWC	1	ALL	630016	630519
1997	2.4	VDS2.4VJGKFK	TIER1		D-665-17	U	S	TWC	1	ALL	630016	630519

LANCER

2003	2.0	3MTXV02.0GTS	LEV1 LEV		D-665-17	U	S	TWC	1	ALL	630022	
2004	2.0	4MTXV02.0GGB	LEV1 LEV		D-665-17	U	S	TWC	1	ALL	630022	
2005	2.0	5MTXV02.0GGB	LEV1 LEV		D-665-17	U	S	TWC	1	ALL	630022	
2004	2.4	4MTXV02.4GGB	LEV1 LEV		D-665-17	U	S	TWC	1	ALL	630016	

MIGHTY MAX

1996	2.4	TMT2.418GFEK	TIER1		D-665-17	U	S	TWC	1	2WD	630015	
------	-----	--------------	-------	--	----------	---	---	-----	---	-----	--------	--

OUTLANDER

2003	2.4	3MTXT02.4GNG	LEV1 LEV		D-665-17	U	S	TWC	1	ALL	630016	
2004	2.4	4MTXT02.4GGB	LEV1 LEV		D-665-17	U	S	TWC	1	ALL	630016	
2005	2.4	5MTXT02.4GGB	LEV1 LEV		D-665-17	U	S	TWC	1	ALL	630016	

RAIDER

2006	3.7	6CRXT03.75S2	LEV1 LEV		D-665-18	UL	D	2TWC	2	ALL	640005	
2006	3.7	6CRXT04.75S2	LEV1 LEV		D-665-18	UL	D	2TWC	2	ALL	640015	
2006	3.7	6CRXT03.75S2	LEV1 LEV		D-665-18	UR	D	2TWC	2	ALL	640005	
2006	3.7	6CRXT04.75S2	LEV1 LEV		D-665-18	UR	D	2TWC	2	ALL	640015	

NISSAN

200SX

1996	1.6	TNS1.6VJG2EK	TLEV		D-665-17	U	S	TWC	1	ALL	630007	630712
1996	2.0	TNS2.0VJGFEK	TIER1		D-665-17	U	S	TWC	1	ALL	630007	
1998	2.0	WNSXV02.0A2A	TIER1		D-665-17	U	S	TWC	1	ALL	630007	

240SX

1996	2.4	TNS2.4VJG1GK	TIER1		D-665-17	U	S	TWC	1	ALL	630002	
1997	2.4	VNS2.4VJGKFK	TIER1		D-665-17	U	S	TWC	1	ALL	630002	
1998	2.4	WNSXV02.4A3B	TIER1		D-665-17	U	S	TWC	1	ALL	630002	

FRONTIER

1999	3.3	XNSXT03.335A	LEV1 LEV		D-665-20	FL	D	2TWC(2)	4	ALL	650039	650512
1999	3.3	XNSXT03.335A	LEV1 LEV		D-665-20	FR	D	2TWC(2)	4	ALL	650013	650513
1999	3.3	XNSXT03.335A	LEV1 LEV		D-665-20	RL	D	2TWC(2)	4	ALL	651026	651571
1999	3.3	XNSXT03.335A	LEV1 LEV		D-665-20	RR	D	2TWC(2)	4	ALL	651012	651572
2000	3.3	YNSXT03.335A	LEV1 LEV		D-665-20	FL	D	2TWC(2)	4	ALL	650039	650512
2000	3.3	YNSXT03.335A	LEV1 LEV		D-665-20	FR	D	2TWC(2)	4	ALL	650013	650513
2000	3.3	YNSXT03.335A	LEV1 LEV		D-665-20	RL	D	2TWC(2)	4	ALL	651026	651571
2000	3.3	YNSXT03.335A	LEV1 LEV		D-665-20	RR	D	2TWC(2)	4	ALL	651012	651572
2001	3.3	1NSXT03.3C5A	LEV1 LEV		D-665-20	FL	D	2TWC(2)	4	ALL	650039	650512
2001	3.3	1NSXT03.3C5B	LEV1 LEV		D-665-20	FL	D	2TWC(2)	4	ALL	650039	650512
2001	3.3	1NSXT03.5C9A	LEV1 LEV		D-665-20	FL	D	2TWC(2)	4	ALL	650039	650512
2001	3.3	1NSXT03.3C5A	LEV1 LEV		D-665-20	FR	D	2TWC(2)	4	ALL	650027	650513
2001	3.3	1NSXT03.3C5B	LEV1 LEV		D-665-20	FR	D	2TWC(2)	4	ALL	650027	650513

OBDII

Year	Liters	Engine Family	Certification Std.	Comments	Executive Order	Location	Exhaust Type	Converter Type	# Converters	Drive Type	Universal #	Direct Fit #
------	--------	---------------	--------------------	----------	-----------------	----------	--------------	----------------	--------------	------------	-------------	--------------

NISSAN**FRONTIER (Continued)**

2001	3.3	1NSXT03.5C9A	LEV1 LEV		D-665-20	FR	D	2TWC(2)	4	ALL	650027	650513
2001	3.3	1NSXT03.3C5A	LEV1 LEV		D-665-20	RL	D	2TWC(2)	4	ALL	651012	651571
2001	3.3	1NSXT03.3C5B	LEV1 LEV		D-665-20	RL	D	2TWC(2)	4	ALL	651035	
2001	3.3	1NSXT03.5C9A	LEV1 LEV		D-665-20	RL	D	2TWC(2)	4	ALL	651012	651571
2001	3.3	1NSXT03.3C5A	LEV1 LEV		D-665-20	RR	D	2TWC(2)	4	ALL	651012	651572
2001	3.3	1NSXT03.3C5B	LEV1 LEV		D-665-20	RR	D	2TWC(2)	4	ALL	651026	
2001	3.3	1NSXT03.5C9A	LEV1 LEV		D-665-20	RR	D	2TWC(2)	4	ALL	651012	651572
2002	3.3	2NSXT03.3C5A	LEV1 LEV		D-665-20	FL	D	2TWC(2)	4	ALL	650013	650520
2002	3.3	2NSXT03.3C5A	LEV1 LEV		D-665-20	FR	D	2TWC(2)	4	ALL	650013	650521
2002	3.3	2NSXT03.3C5A	LEV1 LEV		D-665-20	RL	D	2TWC(2)	4	ALL	651001	651580
2002	3.3	2NSXT03.3C5A	LEV1 LEV		D-665-20	RR	D	2TWC(2)	4	ALL	651001	

MURANO

2003	3.5	3NSXT03.5C7B	LEV1 LEV		D-665-20	FL	DS	2TWC,TWC	3	ALL	650032	650544
2003	3.5	3NSXT03.5C7B	LEV1 LEV		D-665-20	FR	DS	2TWC,TWC	3	ALL	650007	650545
2003	3.5	3NSXT03.5C7B	LEV1 LEV		D-665-20	R	DS	2TWC,TWC	3	ALL	651034	651663

PATHFINDER

2001	3.5	1NSXT03.5C7A	LEV1 LEV		D-665-20	FL	D	2TWC(2)	4	ALL	650038	650519
2001	3.5	1NSXT03.5C9A	LEV1 LEV		D-665-20	FL	D	2TWC(2)	4	ALL	650038	650519
2001	3.5	1NSXT03.5C7A	LEV1 LEV		D-665-20	FR	D	2TWC(2)	4	ALL	650040	650517
2001	3.5	1NSXT03.5C9A	LEV1 LEV		D-665-20	FR	D	2TWC(2)	4	ALL	650040	650517
2001	3.5	1NSXT03.5C7A	LEV1 LEV		D-665-20	RL	D	2TWC(2)	4	ALL	651007	651573
2001	3.5	1NSXT03.5C9A	LEV1 LEV		D-665-20	RL	D	2TWC(2)	4	ALL	651007	651573
2001	3.5	1NSXT03.5C7A	LEV1 LEV		D-665-20	RR	D	2TWC(2)	4	ALL	651007	651574
2001	3.5	1NSXT03.5C9A	LEV1 LEV		D-665-20	RR	D	2TWC(2)	4	ALL	651007	651574
2002	3.5	2NSXT03.5C7A	LEV1 LEV		D-665-20	FL	D	2TWC(2)	4	ALL	650038	650519
2002	3.5	2NSXT03.5C7A	LEV1 LEV		D-665-20	FR	D	2TWC(2)	4	ALL	650040	650517
2002	3.5	2NSXT03.5C7A	LEV1 LEV		D-665-20	RL	D	2TWC(2)	4	ALL	651007	651573
2002	3.5	2NSXT03.5C7A	LEV1 LEV		D-665-20	RR	D	2TWC(2)	4	ALL	651007	651574
2003	3.5	3NSXT03.5C7A	LEV1 LEV		D-665-18	UL	D	2TWC	2	ALL	640010	
2003	3.5	3NSXT03.5C7A	LEV1 LEV		D-665-18	UR	D	2TWC	2	ALL	640010	
2004	3.5	4NSXT03.5M7A	LEV1 LEV		D-665-20	FL	D	2TWC(2)	4	ALL	650038	650519
2004	3.5	4NSXT03.5M7A	LEV1 LEV		D-665-20	FR	D	2TWC(2)	4	ALL	650040	650517
2004	3.5	4NSXT03.5M7A	LEV1 LEV		D-665-20	RL	D	2TWC(2)	4	ALL	651007	651573
2004	3.5	4NSXT03.5M7A	LEV1 LEV		D-665-20	RR	D	2TWC(2)	4	ALL	651007	651574

PICKUP

1996	2.4	TNS2.42JG1EK	TIER1		D-665-17	U	S	TWC	1	ALL	630014	
1997	2.4	VNS2.42JGKEK	TIER1		D-665-17	U	S	TWC	1	ALL	630014	

QUEST

1996	3.0	TNS3.028GKEK	TIER1		D-665-20	F	S	WU-TWC,TWC	2	ALL	650015	650508
1996	3.0	TNS3.028GKEK	TIER1		D-665-20	R	S	WU-TWC,TWC	2	ALL	651013	651566
1997	3.0	VNS3.028GKEK	TIER1		D-665-20	F	S	WU-TWC,TWC	2	ALL	650015	650508
1997	3.0	VNS3.028GKEK	TIER1		D-665-20	R	S	WU-TWC,TWC	2	ALL	651013	651566
1998	3.0	WNSXT03.0A4A	TIER1		D-665-20	F	S	WU-TWC,TWC	2	ALL	650015	650508
1998	3.0	WNSXT03.0A4A	TIER1		D-665-20	R	S	WU-TWC,TWC	2	ALL	651013	651566

SENTRA

1996	1.6	TNS1.6VJG2EK	TLEV		D-665-17	U	S	TWC	1	ALL		630712
1996	2.0	TNS2.0VJGFEK	TIER1		D-665-17	U	S	TWC	1	ALL	630007	
1998	2.0	WNSXV02.0A2A	TIER1		D-665-17	U	S	TWC	1	ALL	630007	

Year	Liters	Engine Family	Certification Std.	Comments	Executive Order	Location	Exhaust Type	Converter Type	# Converters	Drive Type	Universal #	Direct Fit #
------	--------	---------------	--------------------	----------	-----------------	----------	--------------	----------------	--------------	------------	-------------	--------------

NISSAN

SENTRA (Continued)

1999	2.0	XNSXV02.0A2A	TIER1		D-665-17	U	S	TWC	1	ALL	630007	
------	-----	--------------	-------	--	----------	---	---	-----	---	-----	--------	--

XTERRA

2000	3.3	YNSXT03.335A	LEV1 LEV		D-665-20	FL	D	2TWC(2)	4	ALL	650039	650512
2000	3.3	YNSXT03.335A	LEV1 LEV		D-665-20	FR	D	2TWC(2)	4	ALL	650027	650513
2000	3.3	YNSXT03.335A	LEV1 LEV		D-665-20	RL	D	2TWC(2)	4	ALL	651012	651571
2000	3.3	YNSXT03.335A	LEV1 LEV		D-665-20	RR	D	2TWC(2)	4	ALL	651012	651572
2001	3.3	1NSXT03.3C5A	LEV1 LEV		D-665-20	FL	D	2TWC(2)	4	ALL	650039	650512
2001	3.3	1NSXT03.5C9A	LEV1 LEV		D-665-20	FL	D	2TWC(2)	4	ALL	650039	650512
2001	3.3	1NSXT03.3C5A	LEV1 LEV		D-665-20	FR	D	2TWC(2)	4	ALL	650027	650513
2001	3.3	1NSXT03.5C9A	LEV1 LEV		D-665-20	FR	D	2TWC(2)	4	ALL	650027	650513
2001	3.3	1NSXT03.3C5A	LEV1 LEV		D-665-20	RL	D	2TWC(2)	4	ALL	651012	651571
2001	3.3	1NSXT03.5C9A	LEV1 LEV		D-665-20	RL	D	2TWC(2)	4	ALL	651012	651571
2001	3.3	1NSXT03.3C5A	LEV1 LEV		D-665-20	RR	D	2TWC(2)	4	ALL	651012	651572
2001	3.3	1NSXT03.5C9A	LEV1 LEV		D-665-20	RR	D	2TWC(2)	4	ALL	651012	651572
2002	3.3	2NSXT03.3C5A	LEV1 LEV		D-665-20	FL	D	2TWC(2)	4	ALL	650013	650520
2002	3.3	2NSXT03.3C5A	LEV1 LEV		D-665-20	FR	D	2TWC(2)	4	ALL	650013	650521
2002	3.3	2NSXT03.3C5A	LEV1 LEV		D-665-20	RL	D	2TWC(2)	4	ALL	651001	651580
2002	3.3	2NSXT03.3C5A	LEV1 LEV		D-665-20	RR	D	2TWC(2)	4	ALL	651002	651572
2003	3.3	3NSXT03.3C6A	LEV1 LEV		D-665-20	FL	D	2TWC(2)	4	ALL	650013	650520
2003	3.3	3NSXT03.3C6A	LEV1 LEV		D-665-20	FR	D	2TWC(2)	4	ALL	650013	650521
2003	3.3	3NSXT03.3C6A	LEV1 LEV		D-665-20	RL	D	2TWC(2)	4	ALL	651001	651580
2003	3.3	3NSXT03.3C6A	LEV1 LEV		D-665-20	RR	D	2TWC(2)	4	ALL	651002	651572
2004	3.3	4NSXT03.3M6B	LEV1 LEV		D-665-20	FL	D	2TWC(2)	4	ALL	650013	650520
2004	3.3	4NSXT03.5M7A	LEV1 LEV		D-665-20	FL	D	2TWC(2)	4	ALL	650013	650520
2004	3.3	4NSXT03.3M6B	LEV1 LEV		D-665-20	FR	D	2TWC(2)	4	ALL	650013	650521
2004	3.3	4NSXT03.5M7A	LEV1 LEV		D-665-20	FR	D	2TWC(2)	4	ALL	650013	650521
2004	3.3	4NSXT03.3M6B	LEV1 LEV		D-665-20	RL	D	2TWC(2)	4	ALL	651001	651580
2004	3.3	4NSXT03.5M7A	LEV1 LEV		D-665-20	RL	D	2TWC(2)	4	ALL	651001	651580
2004	3.3	4NSXT03.3M6B	LEV1 LEV		D-665-20	RR	D	2TWC(2)	4	ALL	651002	651572
2004	3.3	4NSXT03.5M7A	LEV1 LEV		D-665-20	RR	D	2TWC(2)	4	ALL	651002	651572

OLDSMOBILE

88

1996	3.8	TGM3.8V8GKEK	TIER1		D-665-17	U	S	TWC	1	ALL	630003	630629
1997	3.8	VGM3.8V8G1FK	TIER1		D-665-17	U	S	TWC	1	ALL	630003	
1997	3.8	VGM3.8V8G2EK	TLEV		D-665-17	U	S	TWC	1	ALL	630003	
1997	3.8	VGM3.8V8GKEK	TIER1		D-665-17	U	S	TWC	1	ALL	630003	
1998	3.8	WGMXV03.8048	TLEV		D-665-12	U	S	TWC	1	ALL	850619	850659
1998	3.8	WGMXV03.8051	TIER1		D-665-17	U	S	TWC	1	ALL	630003	
1999	3.8	XGMXV03.8048	TLEV		D-665-12	U	S	TWC	1	ALL	850619	850659
1999	3.8	XGMXV03.8049	LEV1 LEV		D-665-12	U	S	TWC	1	ALL	850619	850659
1999	3.8	XGMXV03.8052	TIER1		D-665-17	U	S	TWC	1	ALL	630003	

98

1996	3.8	TGM3.8V8GKEK	TIER1		D-665-17	U	S	TWC	1	ALL	630003	630629
------	-----	--------------	-------	--	----------	---	---	-----	---	-----	--------	--------

ACHIEVA

1996	2.4	TGM2.4VJG2EK	TLEV		D-665-1	U	S	TWC	1	ALL	850207	850254
1996	2.4	TGM2.4VJGKEK	TIER1		D-665-1	U	S	TWC	1	ALL	850207	850254
1997	2.4	VGM2.4VJG1EK	TIER1		D-665-17	U	S	TWC	1	ALL	630002	630607
1997	2.4	VGM2.4VJG2EK	TLEV		D-665-1	U	S	TWC	1	ALL	850207	850254

OBDII

Year	Liters	Engine Family	Certification Std.	Comments	Executive Order	Location	Exhaust Type	Converter Type	# Converters	Drive Type	Universal #	Direct Fit #
------	--------	---------------	--------------------	----------	-----------------	----------	--------------	----------------	--------------	------------	-------------	--------------

OLDSMOBILE

ACHIEVA (Continued)

1998	2.4	WGMXV02.4025	TIER1		D-665-17	U	S	TWC	1	ALL	630002	630607
1998	2.4	WGMXV02.4026	TLEV		D-665-1	U	S	TWC	1	ALL	850207	850254
1996	3.1	TGM3.1V8GFKEK	TIER1		D-665-17	U	S	TWC	1	ALL	630001	630611
1997	3.1	VGM3.1V8G1EK	TIER1		D-665-17	U	S	TWC	1	ALL	630001	630610
1998	3.1	WGMXV03.1042	TIER1		D-665-1	U	S	TWC	1	ALL	850202	850266

ALERO

2002	2.2	2GMXV02.4022	LEV1 LEV		D-665-1	U	S	TWC	1	ALL	850207	850274
2003	2.2	3GMXV02.2025	LEV1 LEV		D-665-17	U	S	TWC	1	ALL	630001	630634
1999	2.4	XGMXV02.4025	TLEV		D-665-1	U	S	TWC	1	ALL	850207	850272
1999	2.4	XGMXV02.4027	LEV1 LEV		D-665-1	U	S	TWC	1	ALL	850207	850258
2000	2.4	YGMXV02.4022	LEV1 LEV		D-665-1	U	S	TWC	1	ALL	850207	850258
2001	2.4	1GMXV02.4022	LEV1 LEV		D-665-1	U	S	TWC	1	ALL	850207	850258
2001	3.1	1GMXV03.8043	LEV1 LEV		D-665-1	U	S	TWC	1	ALL	850204	850272
1999	3.4	XGMXV03.4042	TLEV		D-665-1	U	S	TWC	1	ALL	850207	850272
2000	3.4	YGMXV03.8043	LEV1 LEV		D-665-1	U	S	TWC	1	ALL	850207	850272
2001	3.4	1GMXV03.8043	LEV1 LEV		D-665-17	U	S	TWC	1	ALL	630002	630631
2002	3.4	2GMXV03.8043	LEV1 LEV		D-665-1	U	S	TWC	1	ALL	850207	850272

AURORA

2001	3.5	1GMXV03.5064	LEV1 LEV		D-665-17	U	S	TWC	1	ALL	630003	
2001	3.5	1GMXV03.5065	LEV1 LEV		D-665-17	U	S	TWC	1	ALL	630003	
2002	3.5	2GMXV03.8043	LEV1 LEV		D-665-17	U	S	TWC	1	ALL	630003	
1996	4.0	TGM4.6VJGFEL	TIER1		D-665-17	U	S	TWC	1	ALL	630003	
1997	4.0	VGM4.6VJG1EK	TIER1		D-665-17	U	S	TWC	1	ALL	630003	
1998	4.0	WGMXV04.6066	TIER1		D-665-17	U	S	TWC	1	ALL	630003	
1999	4.0	XGMXV04.6068	TIER1		D-665-17	U	S	TWC	1	ALL	630003	
2001	4.0	1GMXV04.6065	LEV1 LEV		D-665-17	U	S	TWC	1	ALL	630003	
2002	4.0	2GMXV04.6065	LEV1 LEV		D-665-17	U	S	TWC	1	ALL	630003	
2003	4.0	3GMXV04.6065	LEV1 LEV		D-665-17	U	S	TWC	1	ALL	630003	

BRAVADA

2002	4.2	2GMXT04.2185	LEV1 LEV		D-665-18	U	S	TWC	1	ALL	640003	640564
2003	4.2	3GMXT04.2185	LEV1 LEV		D-665-18	U	S	TWC	1	ALL	640003	640564
1996	4.3	TGM4.32PGKEK	TIER1		D-665-18	U	S	TWC	1	ALL	640003	640541
1997	4.3	VGM4.32PG1EK	TIER1		D-665-18	U	S	TWC	1	ALL	640003	640541
1998	4.3	WGMXT04.3185	TLEV		D-665-20	F	S	WU-TWC,TWC	2	ALL	650010	
1998	4.3	WGMXT04.3185	TLEV		D-665-20	R	S	WU-TWC,TWC	2	ALL	651009	651582
2000	4.3	YGMXT04.3188	LEV1 LEV		D-665-20	F	S	WU-TWC,TWC	2	2WD	650033	
2000	4.3	YGMXT04.3188	LEV1 LEV		D-665-20	R	S	WU-TWC,TWC	2	2WD	651035	
2000	4.3	YGMXT04.3188	LEV1 LEV		D-665-20	U	S	WU-TWC,TWC	2	2WD		651619
2001	4.3	1GMXT04.3187	LEV1 LEV		D-665-20	F	S	WU-TWC,TWC	2	2WD	650033	
2001	4.3	1GMXT04.3187	LEV1 LEV		D-665-20	R	S	WU-TWC,TWC	2	2WD	651035	
2001	4.3	1GMXT04.3187	LEV1 LEV		D-665-20	U	S	WU-TWC,TWC	2	2WD		651619

CUTLASS

1997	2.4	VGM2.4VJG2EK	TLEV		D-665-1	U	S	TWC	1	ALL	850202	850257
1998	2.4	WGMXV02.4026	TLEV		D-665-1	U	S	TWC	1	ALL	850203	
1999	2.4	XGMXV02.4025	TLEV		D-665-1	U	S	TWC	1	ALL	850203	
1999	2.4	XGMXV02.4027	LEV1 LEV		D-665-1	U	S	TWC	1	ALL	850203	
1997	3.1	VGM3.1V8G1EK	TIER1		D-665-17	U	S	TWC	1	ALL	630002	630618
1998	3.1	WGMXV03.1042	TIER1		D-665-1	U	S	TWC	1	ALL	850207	850272

OBDII

Year	Liters	Engine Family	Certification Std.	Comments	Executive Order	Location	Exhaust Type	Converter Type	# Converters	Drive Type	Universal #	Direct Fit #
------	--------	---------------	--------------------	----------	-----------------	----------	--------------	----------------	--------------	------------	-------------	--------------

OLDSMOBILE

CUTLASS (Continued)

1998	3.1	WGMXV03.1043	TIER1		D-665-17	U	S	TWC	1	ALL	630002	630631
1998	3.1	WGMXV03.1044	TLEV		D-665-17	U	S	TWC	1	ALL	630002	630631
1999	3.1	XGMXV03.1043	LEV1 LEV		D-665-1	U	S	TWC	1	ALL	850207	850272

CUTLASS CIERA

1996	2.2	TGM2.2V8GKEK	TIER1		D-665-12	U	S	TWC	1	ALL	850612	630606
1996	3.1	TGM3.1V8GFKEK	TIER1		D-665-17	U	S	TWC	1	ALL	630001	630630

CUTLASS SUPREME

1996	3.1	TGM3.1V8GFKEK	TIER1		D-665-17	U	S	TWC	1	ALL	630001	630608
1997	3.1	VGM3.1V8G1EK	TIER1		D-665-17	U	S	TWC	1	ALL	630002	630608
1996	3.4	TGM3.4VJGFKEK	TIER1		D-665-17	U	S	TWC	1	ALL	630001	630612

INTRIGUE

1999	3.5	XGMXV03.0564	TLEV		D-665-1	U	S	TWC	1	ALL	850204	
1999	3.5	XGMXV03.5064	TLEV		D-665-17	U	S	TWC	1	ALL	630003	630625
2000	3.5	YGMXV03.5064	LEV1 LEV		D-665-17	U	S	TWC	1	ALL	630003	630625
2001	3.5	1GMXV03.5065	LEV1 LEV		D-665-17	U	S	TWC	1	ALL	630003	630625
2002	3.5	2GMXV03.8043	LEV1 LEV		D-665-17	U	S	TWC	1	ALL	630003	630625
1998	3.8	WGMXV03.8048	TLEV		D-665-12	U	S	TWC	1	ALL	850619	850663
1999	3.8	XGMXV03.8048	TLEV		D-665-12	U	S	TWC	1	ALL	850619	850663
1999	3.8	XGMXV03.8049	LEV1 LEV		D-665-12	U	S	TWC	1	ALL	850619	850663

LSS

1996	3.8	TGM3.8V8GKEK	TIER1		D-665-17	U	S	TWC	1	ALL	630003	
1999	3.8	XGMXV03.8048	TLEV		D-665-17	U	S	TWC	1	ALL	630003	
1999	3.8	XGMXV03.8053	LEV1 LEV		D-665-17	U	S	TWC	1	ALL	630003	

REGENCY

1997	3.8	VGM3.8V8G1FK	TIER1		D-665-17	U	S	TWC	1	ALL	630003	
1997	3.8	VGM3.8V8GKEK	TIER1		D-665-17	U	S	TWC	1	ALL	630003	
1998	3.8	WGMXV03.8048	TLEV		D-665-12	U	S	TWC	1	ALL	850619	850659
1998	3.8	WGMXV03.8051	TIER1		D-665-17	U	S	TWC	1	ALL	630003	

SILHOUETTE

1996	3.4	TGM3.428GFKEK	TIER1		D-665-18	U	S	TWC	1	ALL	640003	
1997	3.4	VGM3.428G2EK	TLEV		D-665-18	U	S	TWC	1	ALL	640003	
1998	3.4	WGMXT03.4142	TLEV		D-665-18	U	S	TWC	1	ALL	640003	
1999	3.4	XGMXT03.4142	TLEV		D-665-18	U	S	TWC	1	ALL	640003	
2000	3.4	YGMXT03.4142	LEV1 LEV		D-665-18	U	S	TWC	1	ALL	640003	
2003	3.4	3GMXT03.4141	LEV1 LEV		D-665-18	U	S	TWC	1	ALL	640003	

PLYMOUTH

BREEZE

1996	2.0	TCR122VJG1EK	TIER1		D-665-17	U	S	TWC	1	ALL	630002	630507
1996	2.0	TCR122VJG1EK	TIER1	w/ 2 BOLT FLANGE	D-665-17	U	S	TWC	1	ALL	630002	630507
1997	2.0	VCR122VJG1EK	TIER1		D-665-17	U	S	TWC	1	ALL	630002	630507
1997	2.0	VCR122VJG1EK	TIER1	w/ 2 BOLT FLANGE	D-665-17	U	S	TWC	1	ALL	630002	630507
1998	2.0	WCRXV0122V30	LEV1 LEV		D-665-17	U	S	TWC	1	ALL	630002	
1998	2.0	WCRXV02.0VB1	TIER1		D-665-17	U	S	TWC	1	ALL	630002	
1999	2.0	XCRXV0122V30	LEV1 LEV		D-665-17	U	S	TWC	1	ALL	630002	
1999	2.0	XCRXV02.0VB1	TIER1		D-665-17	U	S	TWC	1	ALL	630002	
2000	2.0	YCRXV0122V31	LEV1 LEV		D-665-17	U	S	TWC	1	ALL	630002	
2000	2.0	YCRXV02.0VB1	TIER1		D-665-17	U	S	TWC	1	ALL	630002	
1996	2.4	TCR148VJG1EK	TIER1		D-665-17	U	S	TWC	1	ALL	630002	630508

Year	Liters	Engine Family	Certification Std.	Comments	Executive Order	Location	Exhaust Type	Converter Type	# Converters	Drive Type	Universal #	Direct Fit #
------	--------	---------------	--------------------	----------	-----------------	----------	--------------	----------------	--------------	------------	-------------	--------------

PLYMOUTH

BREEZE (Continued)

1996	2.4	TCR148VJG1EK	TIER1	w/ 4 BOLT FLANGE	D-665-17	U	S	TWC	1	ALL	630002	630508
1997	2.4	VCR148VJG1EK	TIER1		D-665-17	U	S	TWC	1	ALL	630002	630508
1997	2.4	VCR148VJG1EK	TIER1	w/ 4 BOLT FLANGE	D-665-17	U	S	TWC	1	ALL	630002	630508
1998	2.4	WCRXV0148V20	TLEV		D-665-17	U	S	TWC	1	ALL	630007	630508
1998	2.4	WCRXV0148V20	TLEV	w/ 4 BOLT FLANGE	D-665-17	U	S	TWC	1	ALL	630007	630508
1999	2.4	XCRXV0148V30	TLEV		D-665-17	U	S	TWC	1	ALL	630007	630508
1999	2.4	XCRXV0148V30	TLEV	w/ 4 BOLT FLANGE	D-665-17	U	S	TWC	1	ALL	630007	630508
2000	2.4	YCRXV0148V30	LEV1 LEV		D-665-17	U	S	TWC	1	ALL	630007	630508
2000	2.4	YCRXV0148V30	LEV1 LEV	w/ 4 BOLT FLANGE	D-665-17	U	S	TWC	1	ALL	630007	630508

GRAND VOYAGER

1996	2.4	TCR2.428GFEK	TIER1		D-665-18	U	S	TWC	1	ALL	640011	640506
1997	2.4	VCR14828G1EK	TIER1		D-665-18	U	S	TWC	1	ALL	640011	
1996	3.3	TCR20128G2FL	TLEV		D-665-18	U	S	TWC	1	ALL	640011	640506
1996	3.3	TCR23228G1EK	TIER1		D-665-18	U	S	TWC	1	ALL	640011	640506
1997	3.3	VCR20128G2FL	TLEV		D-665-18	U	S	TWC	1	ALL	640011	640506
1997	3.3	VCR23228G1EK	TIER1		D-665-18	U	S	TWC	1	ALL	640011	640506
1998	3.3	WCRXA0201230	LEV1 LEV		D-665-18	U	S	TWC	1	ALL		640506
1998	3.3	WCRXT0201230	LEV1 LEV		D-665-18	U	S	TWC	1	ALL	640011	640506
1999	3.3	XCRXT0201230	LEV1 LEV		D-665-18	U	S	TWC	1	ALL	640011	640506
1999	3.3	XCRXT03.82B1	TIER1		D-665-18	U	S	TWC	1	ALL	640011	640506
2000	3.3	YCRXT0201230	LEV1 LEV		D-665-18	U	S	TWC	1	ALL	640011	640506
1998	3.8	WCRXT0232220	TLEV		D-665-18	U	S	TWC	1	ALL	640011	640506
1999	3.8	XCRXT0232220	TLEV		D-665-18	U	S	TWC	1	ALL	640011	640506
1999	3.8	XCRXT0232230	LEV1 LEV		D-665-18	U	S	TWC	1	ALL	640011	640506
1999	3.8	XCRXT03.82B1	TIER1		D-665-18	U	S	TWC	1	ALL	640011	640506

NEON

1996	2.0	TCR122VJG1EK	TIER1		D-665-17	U	S	TWC	1	ALL	630003	630511
1996	2.0	TCR122VJG2EK	TLEV		D-665-17	U	S	TWC	1	ALL	630003	630511
1996	2.0	TCR2.0VJGFEL	TIER1		D-665-17	U	S	TWC	1	ALL	630003	630511
1997	2.0	VCR122VJG1EK	TIER1		D-665-17	U	S	TWC	1	ALL	630003	
1997	2.0	VCR122VJG1EL	TIER1		D-665-17	U	S	TWC	1	ALL	630003	
1997	2.0	VCR122VJG2EK	TLEV		D-665-17	U	S	TWC	1	ALL	630003	
1998	2.0	WCRXV0122V30	LEV1 LEV		D-665-17	U	S	TWC	1	ALL	630003	630511
1998	2.0	WCRXV02.0VB0	TIER1		D-665-17	U	S	TWC	1	ALL	630003	630511
1998	2.0	WCRXV02.0VB2	TIER1		D-665-17	U	S	TWC	1	ALL	630003	630511
1999	2.0	XCRXV0122V30	LEV1 LEV		D-665-17	U	S	TWC	1	ALL	630003	
1999	2.0	XCRXV02.0VB0	TIER1		D-665-17	U	S	TWC	1	ALL	630003	
1999	2.0	XCRXV02.0VB2	TIER1		D-665-17	U	S	TWC	1	ALL	630003	
2000	2.0	YCRXV0122V30	LEV1 LEV		D-665-17	U	S	TWC	1	ALL	630003	630509
2001	2.0	1CRXV02.0VD0	LEV1 LEV		D-665-17	U	S	TWC	1	ALL	630003	630509

VOYAGER

1996	2.4	TCR2.428GFEK	TIER1		D-665-18	U	S	TWC	1	ALL	640011	640506
1997	2.4	VCR14828G1EK	TIER1		D-665-18	U	S	TWC	1	ALL	640011	640506
1998	2.4	WCRXT02.42B0	TIER1		D-665-18	U	S	TWC	1	ALL	640011	640506
1999	2.4	XCRXT0148230	LEV1 LEV		D-665-18	U	S	TWC	1	ALL	640011	640506
2000	2.4	YCRXT0148230	LEV1 LEV		D-665-18	U	S	TWC	1	ALL	640011	640506
1996	3.3	TCR20128G2FL	TLEV		D-665-18	U	S	TWC	1	ALL	640011	640506
1996	3.3	TCR23228G1EK	TIER1		D-665-18	U	S	TWC	1	ALL	640011	640506

OBDII

Year	Liters	Engine Family	Certification Std.	Comments	Executive Order	Location	Exhaust Type	Converter Type	# Converters	Drive Type	Universal #	Direct Fit #
------	--------	---------------	--------------------	----------	-----------------	----------	--------------	----------------	--------------	------------	-------------	--------------

**PLYMOUTH
VOYAGER (Continued)**

1997	3.3	VCR20128G2FL	TLEV		D-665-18	U	S	TWC	1	ALL	640011	640506
1997	3.3	VCR23228G1EK	TIER1		D-665-18	U	S	TWC	1	ALL	640011	640506
1998	3.3	WCRXA0201230	LEV1 LEV		D-665-18	U	S	TWC	1	ALL		640506
1998	3.3	WCRXT0201230	LEV1 LEV		D-665-18	U	S	TWC	1	ALL	640011	640506
1999	3.3	XCRXT0201230	LEV1 LEV		D-665-18	U	S	TWC	1	ALL	640011	640506
1999	3.3	XCRXT03.82B1	TIER1		D-665-18	U	S	TWC	1	ALL	640011	640506
2000	3.3	YCRXT0201230	LEV1 LEV		D-665-18	U	S	TWC	1	ALL	640011	640506
1998	3.8	WCRXT0232220	TLEV		D-665-18	U	S	TWC	1	ALL	640011	640506
1999	3.8	XCRXT0232220	TLEV		D-665-18	U	S	TWC	1	ALL	640011	640506
1999	3.8	XCRXT0232230	LEV1 LEV		D-665-18	U	S	TWC	1	ALL	640011	640506
1999	3.8	XCRXT03.82B0	TIER1		D-665-18	U	S	TWC	1	ALL		640506
1999	3.8	XCRXT03.82B1	TIER1		D-665-18	U	S	TWC	1	ALL	640011	640506

**PONTIAC
AZTEK**

2003	3.4	3GMXT03.4141	LEV1 LEV		D-665-18	U	S	TWC	1	ALL	640003	
------	-----	--------------	----------	--	----------	---	---	-----	---	-----	--------	--

BONNEVILLE

2000	3.4	YGMXV03.8043	LEV1 LEV		D-665-1	U	S	TWC	1	ALL	850204	
1996	3.8	TGM3.8V8GFFK	TIER1		D-665-17	U	S	TWC	1	ALL	630003	630629
1996	3.8	TGM3.8V8GKEK	TIER1		D-665-17	U	S	TWC	1	ALL	630003	630629
1997	3.8	VGM3.8V8G1FK	TIER1		D-665-17	U	S	TWC	1	ALL	630003	
1997	3.8	VGM3.8V8G2EK	TLEV		D-665-17	U	S	TWC	1	ALL	630003	
1998	3.8	WGMXV03.8048	TLEV		D-665-12	U	S	TWC	1	ALL	850619	850659
1998	3.8	WGMXV03.8051	TIER1		D-665-17	U	S	TWC	1	ALL	630003	
1999	3.8	XGMXV03.8048	TLEV		D-665-12	U	S	TWC	1	ALL	850619	850659
1999	3.8	XGMXV03.8049	LEV1 LEV		D-665-12	U	S	TWC	1	ALL	850619	850659
1999	3.8	XGMXV03.8052	TIER1		D-665-17	U	S	TWC	1	ALL	630003	
1999	3.8	XGMXV03.8053	LEV1 LEV		D-665-17	U	S	TWC	1	ALL	630003	
2000	3.8	YGMXV03.8043	LEV1 LEV		D-665-17	U	S	TWC	1	ALL	630003	630646
2000	3.8	YGMXV03.8045	LEV1 LEV		D-665-17	U	S	TWC	1	ALL	630003	
2001	3.8	1GMXV03.8043	LEV1 LEV		D-665-17	U	S	TWC	1	ALL	630003	
2002	3.8	2GMXV03.8043	LEV1 LEV		D-665-1	U	S	TWC	1	ALL	850204	

FIREBIRD

1996	3.8	TGM3.8V8GKEK	TIER1		D-665-17	U	S	TWC	1	ALL	630003	630639
1997	3.8	VGM3.8V8GKEK	TIER1		D-665-17	U	S	TWC	1	ALL	630003	630639
1998	3.8	WGMXV03.8049	TIER1		D-665-17	U	S	TWC	1	ALL	630003	630639
1999	3.8	XGMXV03.8048	TLEV		D-665-12	U	S	TWC	1	ALL	850619	850660
1999	3.8	XGMXV03.8049	LEV1 LEV		D-665-12	U	S	TWC	1	ALL	850619	850660
1999	3.8	XGMXV03.8051	TLEV		D-665-17	U	S	TWC	1	ALL	630003	630639
2000	3.8	YGMXV03.8043	LEV1 LEV		D-665-12	U	S	TWC	1	ALL	850619	850660
2001	3.8	1GMXV03.8043	LEV1 LEV		D-665-12	U	S	TWC	1	ALL	850619	850660
2002	3.8	2GMXV03.8043	LEV1 LEV		D-665-12	U	S	TWC	1	ALL	850619	850660
1996	5.7	TGM5.7V8GFKEK	TIER1		D-665-17	UL	D	2TWC	2	ALL	630016	
1996	5.7	TGM5.7V8GFKEK	TIER1		D-665-17	UR	D	2TWC	2	ALL	630016	630621
1997	5.7	VGM5.7V8G1EK	TIER1		D-665-17	UL	D	2TWC	2	ALL	630016	
1997	5.7	VGM5.7V8G1EK	TIER1		D-665-17	UR	D	2TWC	2	ALL	630016	630621
1998	5.7	WGMXV05.7082	TIER1		D-665-17	UL	D	2TWC	2	ALL	630016	630624
1998	5.7	WGMXV05.7082	TIER1		D-665-17	UR	D	2TWC	2	ALL	630016	
1999	5.7	XGMXV05.7082	TLEV		D-665-17	UL	D	2TWC	2	ALL	630016	630624

OBDII

Year	Liters	Engine Family	Certification Std.	Comments	Executive Order	Location	Exhaust Type	Converter Type	# Converters	Drive Type	Universal #	Direct Fit #
------	--------	---------------	--------------------	----------	-----------------	----------	--------------	----------------	--------------	------------	-------------	--------------

PONTIAC

FIREBIRD (Continued)

1999	5.7	XGMXV05.7082	TLEV		D-665-17	UR	D	2TWC	2	ALL	630016	
2000	5.7	YGMXV05.7083	LEV1 LEV		D-665-17	UL	D	2TWC	2	ALL	630016	
2000	5.7	YGMXV05.7083	LEV1 LEV		D-665-17	UR	D	2TWC	2	ALL	630016	
2001	5.7	1GMXV05.7081	LEV1 LEV		D-665-17	UL	D	2TWC	2	ALL	630016	
2001	5.7	1GMXV05.7081	LEV1 LEV		D-665-17	UR	D	2TWC	2	ALL	630016	
2002	5.7	2GMXV05.7081	LEV1 LEV		D-665-17	UL	D	2TWC	2	ALL	630016	
2002	5.7	2GMXV05.7081	LEV1 LEV		D-665-17	UR	D	2TWC	2	ALL	630016	

GRAND AM

2002	2.2	2GMXV02.4022	LEV1 LEV		D-665-1	U	S	TWC	1	ALL	850207	850274
2003	2.2	3GMXV02.2025	LEV1 LEV		D-665-17	U	S	TWC	1	ALL	630001	630634
1996	2.4	TGM2.4VJG2EK	TLEV		D-665-1	U	S	TWC	1	ALL	850207	850254
1996	2.4	TGM2.4VJGKEK	TIER1		D-665-1	U	S	TWC	1	ALL	850207	850254
1997	2.4	VGM2.4VJG2EK	TLEV		D-665-1	U	S	TWC	1	ALL	850207	850254
1998	2.4	WGMXV02.4025	TIER1		D-665-17	U	S	TWC	1	ALL	630002	630607
1998	2.4	WGMXV02.4026	TLEV		D-665-1	U	S	TWC	1	ALL	850207	850254
1999	2.4	XGMXV02.4025	TLEV		D-665-1	U	S	TWC	1	ALL	850207	850258
1999	2.4	XGMXV02.4027	LEV1 LEV		D-665-1	U	S	TWC	1	ALL	850207	850258
2000	2.4	YGMXV02.4022	LEV1 LEV		D-665-1	U	S	TWC	1	ALL	850207	850258
2001	2.4	1GMXV02.4022	LEV1 LEV		D-665-1	U	S	TWC	1	ALL	850207	850258
1996	3.1	TGM3.1V8GFEK	TIER1		D-665-17	U	S	TWC	1	ALL	630001	630611
1997	3.1	VGM3.1V8G1EK	TIER1		D-665-17	U	S	TWC	1	ALL	630001	630610
1998	3.1	WGMXV03.1042	TIER1		D-665-1	U	S	TWC	1	ALL	850203	630598
2001	3.1	1GMXV03.8043	LEV1 LEV		D-665-1	U	S	TWC	1	ALL	850203	
1999	3.4	XGMXV03.4042	TLEV		D-665-1	U	S	TWC	1	ALL	850207	850272
2000	3.4	YGMXV03.8043	LEV1 LEV		D-665-1	U	S	TWC	1	ALL	850207	850272
2001	3.4	1GMXV03.8043	LEV1 LEV		D-665-17	U	S	TWC	1	ALL	630002	630631
2002	3.4	2GMXV03.8043	LEV1 LEV		D-665-1	U	S	TWC	1	ALL	850207	850272

GRAND PRIX

1996	3.1	TGM3.1V8GFEK	TIER1		D-665-17	U	S	TWC	1	ALL	630001	630608
1997	3.1	VGM3.1V8G1EK	TIER1		D-665-17	U	S	TWC	1	ALL	630002	630626
1998	3.1	WGMXV03.1042	TLEV		D-665-12	U	S	TWC	1	ALL	850618	850662
1998	3.1	WGMXV03.1043	TIER1		D-665-17	U	S	TWC	1	ALL	630002	630626
1998	3.1	WGMXV03.1044	TLEV		D-665-17	U	S	TWC	1	ALL	630002	630626
1999	3.1	XGMXV03.4042	TLEV		D-665-12	U	S	TWC	1	ALL	850618	850662
2001	3.1	1GMXV03.8043	LEV1 LEV		D-665-12	U	S	TWC	1	ALL	850618	850662
2001	3.1	YGMXV03.8043	LEV1 LEV		D-665-12	U	S	TWC	1	ALL	850618	850662
2002	3.1	2GMXV03.8043	LEV1 LEV		D-665-12	U	S	TWC	1	ALL	850618	850662
2003	3.1	3GMXV03.8043	LEV1 LEV		D-665-17	U	S	TWC	1	ALL	630003	630626
1996	3.4	TGM3.4VJGFEK	TIER1		D-665-17	U	S	TWC	1	ALL	630001	630612
1996	3.8	TGM3.8V8G2EK	TLEV		D-665-1	U	S	TWC	1	ALL	850209	
1997	3.8	VGM3.8V8G1FK	TIER1		D-665-17	U	S	TWC	1	ALL	630003	630625
1997	3.8	VGM3.8V8G2EK	TLEV		D-665-12	U	S	TWC	1	ALL	850612	850652
1998	3.8	WGMXV03.8048	TLEV		D-665-12	U	S	TWC	1	ALL	850619	850663
1998	3.8	WGMXV03.8051	TIER1		D-665-17	U	S	TWC	1	ALL	630003	630625
1999	3.8	XGMXV03.8048	TLEV		D-665-17	U	S	TWC	1	ALL	630003	630625
1999	3.8	XGMXV03.8049	LEV1 LEV		D-665-12	U	S	TWC	1	ALL	850619	850663
1999	3.8	XGMXV03.8053	LEV1 LEV		D-665-12	U	S	TWC	1	ALL	850619	850663
2000	3.8	YGMXV03.8043	LEV1 LEV		D-665-12	U	S	TWC	1	ALL	850619	850663
2000	3.8	YGMXV03.8045	LEV1 LEV		D-665-17	U	S	TWC	1	ALL	630003	630625

Year	Liters	Engine Family	Certification Std.	Comments	Executive Order	Location	Exhaust Type	Converter Type	# Converters	Drive Type	Universal #	Direct Fit #
------	--------	---------------	--------------------	----------	-----------------	----------	--------------	----------------	--------------	------------	-------------	--------------

PONTIAC

GRAND PRIX (Continued)

2001	3.8	1GMXV03.8043	LEV1 LEV		D-665-12	U	S	TWC	1	ALL	850619	850663
2002	3.8	2GMXV03.8043	LEV1 LEV		D-665-12	U	S	TWC	1	ALL	850619	850663

MONTANA

2000	3.4	YGMXT03.4142	LEV1 LEV		D-665-18	U	S	TWC	1	ALL	640003	
2003	3.4	3GMXT03.4141	LEV1 LEV		D-665-18	U	S	TWC	1	ALL	640003	

SUNFIRE

1996	2.2	TGM2.2V8G2EK	TLEV		D-665-12	U	S	TWC	1	ALL	850612	850652
1996	2.2	TGM2.2V8GKEK	TIER1		D-665-12	U	S	TWC	1	ALL	850612	850652
1997	2.2	VGM2.2V8G1EK	TIER1		D-665-17	U	S	TWC	1	ALL	630001	630596
1997	2.2	VGM2.2V8G1FK	TIER1		D-665-12	U	S	TWC	1	ALL	850612	850652
1997	2.2	VGM2.2V8G2EK	TLEV		D-665-12	U	S	TWC	1	ALL	850612	850652
1998	2.2	WGMXV02.2022	TIER1		D-665-17	U	S	TWC	1	ALL	630001	630596
1998	2.2	WGMXV02.2023	TLEV		D-665-12	U	S	TWC	1	ALL	850612	850652
1999	2.2	XGMXV02.2022	TLEV		D-665-1	U	S	TWC	1	ALL	850207	850261
1999	2.2	XGMXV02.2023	LEV1 LEV		D-665-1	U	S	TWC	1	ALL	850207	850261
1999	2.2	XGMXV02.2022	TLEV	w/ "4" ENG CODE	D-665-1	U	S	TWC	1	ALL	850207	850261
1999	2.2	XGMXV02.2023	LEV1 LEV	w/ "4" ENG CODE	D-665-1	U	S	TWC	1	ALL	850207	850261
2000	2.2	YGMXV02.2023	TLEV		D-665-1	U	S	TWC	1	ALL	850207	850261
2000	2.2	YGMXV02.4022	LEV1 LEV		D-665-1	U	S	TWC	1	ALL	850207	850261
2000	2.2	YGMXX02.2023	TLEV		D-665-17	U	S	TWC	1	MANU-AL	630001	
2000	2.2	YGMXV02.2023	TLEV	w/ "4" ENG CODE	D-665-1	U	S	TWC	1	ALL	850207	850261
2000	2.2	YGMXV02.4022	LEV1 LEV	w/ "4" ENG CODE	D-665-1	U	S	TWC	1	ALL	850207	850261
2001	2.2	1GMXV02.2024	LEV1 LEV		D-665-1	U	S	TWC	1	ALL	850207	850261
2001	2.2	1GMXV02.4022	LEV1 LEV		D-665-1	U	S	TWC	1	ALL	850207	850261
2001	2.2	1GMXV02.2024	LEV1 LEV	w/ "4" ENG CODE	D-665-1	U	S	TWC	1	ALL	850207	850261
2001	2.2	1GMXV02.4022	LEV1 LEV	w/ "4" ENG CODE	D-665-1	U	S	TWC	1	ALL	850207	850261
2002	2.2	2GMXV02.2024	LEV1 LEV		D-665-1	U	S	TWC	1	ALL	850207	850261
2002	2.2	2GMXV02.4022	LEV1 LEV		D-665-1	U	S	TWC	1	ALL	850207	850261
2002	2.2	2GMXV02.2024	LEV1 LEV	w/ "4" ENG CODE	D-665-1	U	S	TWC	1	ALL	850207	850261
2002	2.2	2GMXV02.4022	LEV1 LEV	w/ "4" ENG CODE	D-665-1	U	S	TWC	1	ALL	850207	850261
2003	2.2	3GMXV02.2025	LEV1 LEV		D-665-17	U	S	TWC	1	ALL	630001	630634
1996	2.4	TGM2.4VJG2EK	TLEV		D-665-1	U	S	TWC	1	ALL	850202	850257
1996	2.4	TGM2.4VJGKEK	TIER1		D-665-1	U	S	TWC	1	ALL	850202	850257
1996	2.4	TGM2.4VJG2EK	TLEV	w/4 BOLT INLET FLANGE	D-665-1	U	S	TWC	1	ALL	850202	850257
1996	2.4	TGM2.4VJGKEK	TIER1	w/4 BOLT INLET FLANGE	D-665-1	U	S	TWC	1	ALL	850202	850257
1997	2.4	VGM2.4VJG1EK	TIER1		D-665-17	U	S	TWC	1	ALL	630001	630602
1997	2.4	VGM2.4VJG2EK	TLEV		D-665-1	U	S	TWC	1	ALL	850202	850257
1997	2.4	VGM2.4VJG2EK	TLEV	w/4 BOLT INLET FLANGE	D-665-1	U	S	TWC	1	ALL	850202	850257
1998	2.4	WGMXV02.4025	TIER1		D-665-17	U	S	TWC	1	ALL	630001	630602
1998	2.4	WGMXV02.4026	TLEV		D-665-17	U	S	TWC	1	ALL	630001	630602
1999	2.4	XGMXV02.4027	LEV1 LEV		D-665-1	U	S	TWC	1	ALL	850207	850258
1999	2.4	XGMXV02.4027	LEV1 LEV	w/ 3 BOLT INLET FLANGE	D-665-1	U	S	TWC	1	ALL	850207	850258
2000	2.4	YGMXV02.4022	LEV1 LEV		D-665-1	U	S	TWC	1	ALL	850207	850258
2000	2.4	YGMXV02.4022	LEV1 LEV	w/ 3 BOLT INLET FLANGE	D-665-1	U	S	TWC	1	ALL	850207	850258
2001	2.4	1GMXV02.4022	LEV1 LEV		D-665-1	U	S	TWC	1	ALL	850207	850258
2001	2.4	1GMXV02.4022	LEV1 LEV	w/ 3 BOLT INLET FLANGE	D-665-1	U	S	TWC	1	ALL	850207	850258
2002	2.4	2GMXV02.4022	LEV1 LEV		D-665-1	U	S	TWC	1	ALL	850207	850258
2002	2.4	2GMXV02.4022	LEV1 LEV	w/ 3 BOLT INLET FLANGE	D-665-1	U	S	TWC	1	ALL	850207	850258

OBDII

Year	Liters	Engine Family	Certification Std.	Comments	Executive Order	Location	Exhaust Type	Converter Type	# Converters	Drive Type	Universal #	Direct Fit #
------	--------	---------------	--------------------	----------	-----------------	----------	--------------	----------------	--------------	------------	-------------	--------------

PONTIAC

TRANS SPORT

1996	3.4	TGM3.428GFEK	TIER1		D-665-18	U	S	TWC	1	ALL	640003	
1997	3.4	VGM3.428G2EK	TLEV		D-665-18	U	S	TWC	1	ALL	640003	
1998	3.4	WGMXT03.4142	TLEV		D-665-18	U	S	TWC	1	ALL	640003	

SAAB

9-3

2001	2.0	1GMXV02.3001	LEV1 LEV		D-665-1	U	S	TWC	1	ALL	850203	
2003	2.0	3GMXV02.0002	LEV1 LEV		D-665-17	U	S	TWC	1	ALL	630002	
2003	2.0	3GMXV02.3001	LEV1 LEV		D-665-17	U	S	TWC	1	ALL	630002	
2001	2.3	1GMXV02.3001	LEV1 LEV		D-665-1	U	S	TWC	1	ALL	850203	

9-5

2001	2.3	1GMXV02.3001	LEV1 LEV		D-665-17	U	S	TWC	1	ALL	630002	
2003	2.3	3GMXV02.3001	LEV1 LEV		D-665-17	U	S	TWC	1	ALL	630002	
2001	3.0	1GMXV03.0062	LEV1 LEV		D-665-17	U	S	TWC	1	ALL	630002	
2002	3.0	2GMXV03.0063	LEV1 LEV		D-665-17	U	S	TWC	1	ALL	630002	
2003	3.0	3GMXV03.0063	LEV1 LEV		D-665-17	U	S	TWC	1	ALL	630002	

SATURN

ION

2003	2.2	3GMXV02.2026	LEV1 LEV		D-665-17	U	S	TWC	1	ALL	630001	
------	-----	--------------	----------	--	----------	---	---	-----	---	-----	--------	--

L100

2001	2.2	1GMXV02.4022	LEV1 LEV		D-665-17	U	S	TWC	1	MANU-AL	630001	
------	-----	--------------	----------	--	----------	---	---	-----	---	---------	--------	--

L200

2001	2.2	1GMXV02.4022	LEV1 LEV		D-665-17	U	S	TWC	1	MANU-AL	630001	
2003	2.2	3GMXV02.2025	LEV1 LEV		D-665-17	U	S	TWC	1	ALL	630001	

L300

2004	3.0	4GMXV03.0061	LEV1 ULEV		D-665-21	F	DS	2WU-TWC,TWC	3	ALL		700505
2004	3.0	4GMXV03.0061	LEV1 ULEV		D-665-21	FL	DS	2WU-TWC,TWC	3	ALL	700003	
2004	3.0	4GMXV03.0061	LEV1 ULEV		D-665-21	FR	DS	2WU-TWC,TWC	3	ALL	700003	
2004	3.0	4GMXV03.0061	LEV1 ULEV		D-665-21	R	DS	2WU-TWC,TWC	3	ALL	701005	701532
2005	3.0	5GMXV03.0061	LEV1 ULEV		D-665-21	F	DS	2WU-TWC,TWC	3	ALL		700505
2005	3.0	5GMXV03.0061	LEV1 ULEV		D-665-21	FL	DS	2WU-TWC,TWC	3	ALL	700003	
2005	3.0	5GMXV03.0061	LEV1 ULEV		D-665-21	FR	DS	2WU-TWC,TWC	3	ALL	700003	
2005	3.0	5GMXV03.0061	LEV1 ULEV		D-665-21	R	DS	2WU-TWC,TWC	3	ALL	701005	701532

LS

2000	2.2	YGMXV02.4022	LEV1 LEV		D-665-17	U	S	TWC	1	ALL	630001	630627
------	-----	--------------	----------	--	----------	---	---	-----	---	-----	--------	--------

LS1

2000	2.2	YGMXV02.4022	LEV1 LEV		D-665-1	U	S	TWC	1	ALL	850207	850264
------	-----	--------------	----------	--	---------	---	---	-----	---	-----	--------	--------

LW1

2000	2.2	YGMXV02.4022	LEV1 LEV		D-665-1	U	S	TWC	1	ALL	850207	850264
------	-----	--------------	----------	--	---------	---	---	-----	---	-----	--------	--------

LW200

2002	2.2	2GMXV02.2025	LEV1 LEV		D-665-17	U	S	TWC	1	ALL	630001	630627
2003	2.2	3GMXV02.2025	LEV1 LEV		D-665-17	U	S	TWC	1	ALL	630001	630627

SC1

1996	1.9	TGM1.9V8G2EK	TLEV		D-665-12	U	S	TWC	1	ALL	850612	850650
1996	1.9	TGM1.9VJG2JL	TLEV		D-665-17	U	S	TWC	1	ALL	630015	630643
1996	1.9	TGM1.9VJGFEK	TIER1		D-665-17	U	S	TWC	1	ALL	630002	630643

OBDII

Year	Liters	Engine Family	Certification Std.	Comments	Executive Order	Location	Exhaust Type	Converter Type	# Converters	Drive Type	Universal #	Direct Fit #
------	--------	---------------	--------------------	----------	-----------------	----------	--------------	----------------	--------------	------------	-------------	--------------

SATURN

SC1 (Continued)

1997	1.9	VGM1.9V8G2EK	TLEV		D-665-17	U	S	TWC	1	ALL	630001	630643
1998	1.9	WGMXV01.9002	TLEV		D-665-1	U	S	TWC	1	ALL	850207	630643
1999	1.9	XGMXV01.9002	TLEV		D-665-17	U	S	TWC	1	ALL	630001	630643

SC2

1996	1.9	TGM1.9V8G2EK	TLEV		D-665-17	U	S	TWC	1	ALL	630002	630591
1996	1.9	TGM1.9VJG2JL	TLEV		D-665-17	U	S	TWC	1	ALL	630016	630591
1996	1.9	TGM1.9VJGF EK	TIER1		D-665-12	U	S	TWC	1	ALL	850612	850650
1997	1.9	VGM1.9V8G2EK	TLEV		D-665-17	U	S	TWC	1	ALL	630002	
1998	1.9	WGMXV01.9002	TLEV		D-665-17	U	S	TWC	1	ALL	630002	
1999	1.9	XGMXV01.9002	TLEV		D-665-17	U	S	TWC	1	ALL	630002	

SL

1996	1.9	TGM1.9V8G2EK	TLEV		D-665-17	U	S	TWC	1	ALL	630001	630643
1996	1.9	TGM1.9VJG2JL	TLEV		D-665-17	U	S	TWC	1	ALL	630015	630643
1996	1.9	TGM1.9VJGF EK	TIER1		D-665-17	U	S	TWC	1	ALL	630002	630643
1997	1.9	VGM1.9V8G2EK	TLEV		D-665-17	U	S	TWC	1	ALL	630001	630643
1998	1.9	WGMXV01.9002	TLEV		D-665-1	U	S	TWC	1	ALL	850207	630633
1999	1.9	XGMXV01.9002	TLEV		D-665-17	U	S	TWC	1	ALL	630001	630633

SL1

1996	1.9	TGM1.9V8G2EK	TLEV		D-665-12	U	S	TWC	1	ALL	850619	850652
1996	1.9	TGM1.9VJG2JL	TLEV		D-665-17	U	S	TWC	1	ALL	630015	630643
1996	1.9	TGM1.9VJGF EK	TIER1		D-665-17	U	S	TWC	1	ALL	630001	630643
1997	1.9	VGM1.9V8G2EK	TLEV		D-665-17	U	S	TWC	1	ALL	630001	630643
1998	1.9	WGMXV01.9002	TLEV		D-665-17	U	S	TWC	1	ALL	630001	630643
1999	1.9	XGMXV01.9002	TLEV		D-665-17	U	S	TWC	1	ALL	630001	630643

SL2

1996	1.9	TGM1.9V8G2EK	TLEV		D-665-17	U	S	TWC	1	ALL	630002	630591
1996	1.9	TGM1.9VJG2JL	TLEV		D-665-17	U	S	TWC	1	ALL	630016	630591
1996	1.9	TGM1.9VJGF EK	TIER1		D-665-12	U	S	TWC	1	ALL	850612	850650
1997	1.9	VGM1.9V8G2EK	TLEV		D-665-17	U	S	TWC	1	ALL	630002	
1998	1.9	WGMXV01.9002	TLEV		D-665-17	U	S	TWC	1	ALL	630002	
1999	1.9	XGMXV01.9002	TLEV		D-665-17	U	S	TWC	1	ALL	630002	

SW1

1996	1.9	TGM1.9V8G2EK	TLEV		D-665-12	U	S	TWC	1	ALL	850619	850652
1996	1.9	TGM1.9VJG2JL	TLEV		D-665-17	U	S	TWC	1	ALL	630015	630643
1996	1.9	TGM1.9VJGF EK	TIER1		D-665-17	U	S	TWC	1	ALL	630001	630643
1997	1.9	VGM1.9V8G2EK	TLEV		D-665-17	U	S	TWC	1	ALL	630001	630643
1998	1.9	WGMXV01.9002	TLEV		D-665-1	U	S	TWC	1	ALL	850207	630643
1999	1.9	XGMXV01.9002	TLEV		D-665-17	U	S	TWC	1	ALL	630001	630643

SW2

1996	1.9	TGM1.9V8G2EK	TLEV		D-665-17	U	S	TWC	1	ALL	630002	630628
1996	1.9	TGM1.9VJG2JL	TLEV		D-665-17	U	S	TWC	1	ALL	630016	630628
1996	1.9	TGM1.9VJGF EK	TIER1		D-665-12	U	S	TWC	1	ALL	850612	850650
1997	1.9	VGM1.9V8G2EK	TLEV		D-665-17	U	S	TWC	1	ALL	630002	
1998	1.9	WGMXV01.9002	TLEV		D-665-17	U	S	TWC	1	ALL	630002	
1999	1.9	XGMXV01.9002	TLEV		D-665-17	U	S	TWC	1	ALL	630002	

VUE

2002	2.2	2GMXT02.2123	LEV1 LEV		D-665-17	U	S	TWC	1	2WD	630001	630645
2003	2.2	3GMXT02.2123	LEV1 LEV		D-665-17	U	S	TWC	1	ALL	630016	630645

OBDII

Year	Liters	Engine Family	Certification Std.	Comments	Executive Order	Location	Exhaust Type	Converter Type	# Converters	Drive Type	Universal #	Direct Fit #
------	--------	---------------	--------------------	----------	-----------------	----------	--------------	----------------	--------------	------------	-------------	--------------

SCION

XA

2004	1.5	4TYXV01.5VMA	LEV1 LEV		D-665-17	U	S	TWC	1	ALL		630571
2005	1.5	5TYXV01.5VMA	LEV1 LEV		D-665-17	U	S	TWC	1	ALL		630571

XB

2004	1.5	4TYXV01.5VMA	LEV1 LEV		D-665-17	U	S	TWC	1	ALL		630581
2005	1.5	5TYXV01.5VMA	LEV1 LEV		D-665-17	U	S	TWC	1	ALL		630581

SUBARU

FORESTER

2004	2.5	4FJXV02.5SHU	LEV1 ULEV		D-665-21	U	S	TWC(2)	2	ALL		701512
2004	2.5	4FJXV02.5SHU	LEV1 ULEV		D-665-21	UL	S	TWC(2)	2	ALL	701003	
2004	2.5	4FJXV02.5SHU	LEV1 ULEV		D-665-21	UR	S	TWC(2)	2	ALL	701003	

SUZUKI

SIDEKICK

1996	1.6	TSK1.61JGHHB	TIER1		D-665-17	U	S	TWC	1	ALL	630016	630548
1997	1.6	VSK1.61JGKHK	TIER1		D-665-17	U	S	TWC	1	ALL	630016	630548
1996	1.8	TSK1.81JGHHB	TIER1		D-665-17	U	S	TWC	1	ALL	630016	630548
1997	1.8	VSK1.81JGKHK	TIER1		D-665-17	U	S	TWC	1	ALL	630016	630548
1998	1.8	WSKXT1.84CHC	TIER1		D-665-17	U	S	TWC	1	ALL	630016	630548

SWIFT

1996	1.3	TSK1.3V5GDVB	TIER1		D-665-17	U	S	TWC	1	ALL	630015	630603
------	-----	--------------	-------	--	----------	---	---	-----	---	-----	--------	--------

X-90

1996	1.6	TSK1.6VJGHHB	TIER1		D-665-17	U	S	TWC	1	ALL	630016	630548
1997	1.6	VSK1.6VJGKHK	TIER1		D-665-17	U	S	TWC	1	ALL	630016	630548
1998	1.6	WSKXV1.59CMC	TIER1		D-665-17	U	S	TWC	1	ALL	630016	630548

TOYOTA

4RUNNER

1996	2.7	TTY2.71HGKEK	TIER1		D-665-17	U	S	TWC	1	2WD	630002	630582
1996	2.7	TTY2.72HGKEK	TIER1		D-665-18	U	S	TWC	1	ALL	640011	
1997	2.7	VTY2.71JGKEK	TIER1		D-665-17	U	S	TWC	1	2WD	630002	630582
1997	2.7	VTY2.72JGKEK	TIER1		D-665-18	U	S	TWC	1	ALL	640011	
1998	2.7	WTYXT02.7BBH	TIER1		D-665-17	U	S	TWC	1	2WD	630002	630582
1998	2.7	WTYXT02.7BBP	TIER1		D-665-18	U	S	TWC	1	ALL	640011	
1999	2.7	XTYXT02.7BBP	TIER1		D-665-18	U	S	TWC	1	ALL	640011	
2000	2.7	YTYXT02.7FFR	LEV1 LEV		D-665-20	F	S	TWC(2)	2	ALL	650016	
2000	2.7	YTYXT02.7FFR	LEV1 LEV		D-665-20	R	S	TWC(2)	2	ALL	651014	
2000	2.7	YTYXT02.7FFR	LEV1 LEV		D-665-20	U	S	TWC(2)	2	ALL		651675
1997	3.4	VTY3.42JG2GK	TLEV		D-665-18	U	S	TWC	1	ALL	640011	
1998	3.4	WTYXT03.4DBP	TLEV		D-665-18	U	S	TWC	1	ALL	640011	
1999	3.4	XTYXT03.4GXS	LEV1 LEV		D-665-20	F	S	TWC(2)	2	ALL	650006	650511
1999	3.4	XTYXT03.4GXS	LEV1 LEV		D-665-20	R	S	TWC(2)	2	ALL	651011	651569
2000	3.4	YTYXT03.4FFR	LEV1 LEV		D-665-20	F	S	TWC(2)	2	ALL	650006	650511
2000	3.4	YTYXT03.4FFR	LEV1 LEV		D-665-20	R	S	TWC(2)	2	ALL	651011	651569
2001	3.4	1TYXT03.4FFP	LEV1 LEV		D-665-20	F	S	TWC(2)	2	ALL	650012	650511
2001	3.4	1TYXT03.4FFP	LEV1 LEV		D-665-20	R	S	TWC(2)	2	ALL	651006	651579
2002	3.4	2TYXT03.4FFP	LEV1 LEV		D-665-20	F	S	TWC(2)	2	ALL	650012	650511
2002	3.4	2TYXT03.4FFP	LEV1 LEV		D-665-20	R	S	TWC(2)	2	ALL	651006	651579

AVALON

1996	3.0	TTY3.0VJG1GK	TIER1		D-665-17	U	S	TWC	1	ALL	630002	
------	-----	--------------	-------	--	----------	---	---	-----	---	-----	--------	--

OBDII

Year	Liters	Engine Family	Certification Std.	Comments	Executive Order	Location	Exhaust Type	Converter Type	# Converters	Drive Type	Universal #	Direct Fit #
------	--------	---------------	--------------------	----------	-----------------	----------	--------------	----------------	--------------	------------	-------------	--------------

TOYOTA

AVALON (Continued)

1997	3.0	VTY3.0VJGKFK	TIER1		D-665-17	U	S	TWC	1	ALL	630002	
------	-----	--------------	-------	--	----------	---	---	-----	---	-----	--------	--

CAMRY

1996	3.0	TTY3.0VJG1GK	TIER1		D-665-17	U	S	TWC	1	ALL	630002	
1997	3.0	VTY3.0VJGKFK	TIER1		D-665-17	U	S	TWC	1	ALL	630002	
1998	3.0	WTYXV03.0BBA	TIER1		D-665-17	U	S	TWC	1	ALL	630002	
1999	3.0	YTYXV03.0BBA	TIER1		D-665-17	U	S	TWC	1	ALL	630002	
2000	3.0	YTYXV03.0BBA	TIER1		D-665-17	U	S	TWC	1	ALL	630002	
2001	3.0	1TYXV03.0BBA	TIER1		D-665-17	U	S	TWC	1	ALL	630002	
2002	3.0	2TYXV03.0BBC	TIER1		D-665-17	U	S	TWC	1	MANU-AL	630001	

CELICA

1996	1.8	TTY1.8VJG1GK	TIER1		D-665-17	U	S	TWC	1	ALL	630001	
1997	1.8	VTY1.8VJGKEK	TIER1		D-665-17	U	S	TWC	1	ALL	630001	
2000	1.8	YTYXV01.8DDB	TLEV		D-665-17	U	S	TWC	1	ALL	630001	630578
2000	1.8	YTYXV01.8DDC	TLEV		D-665-17	U	S	TWC	1	ALL	630001	630578
2001	1.8	1TYXV01.8DDB	TLEV		D-665-17	U	S	TWC	1	ALL	630001	630578
2001	1.8	1TYXV01.8DDC	TLEV		D-665-17	U	S	TWC	1	ALL	630001	630578
2002	1.8	2TYXV01.8DDB	TLEV		D-665-17	U	S	TWC	1	ALL	630001	630578
2002	1.8	2TYXV01.8DDC	TLEV		D-665-17	U	S	TWC	1	ALL	630001	630578

COROLLA

1996	1.6	TTY1.8VJG1GK	TIER1		D-665-17	U	S	TWC	1	ALL	630001	
1997	1.6	VTY1.8VJGKEK	TIER1		D-665-17	U	S	TWC	1	ALL	630001	
1996	1.8	TTY1.8VJG1GK	TIER1		D-665-17	U	S	TWC	1	ALL	630001	
1997	1.8	VTY1.8VJGKEK	TIER1		D-665-17	U	S	TWC	1	ALL	630001	
1998	1.8	WTYXV01.8DXB	TLEV		D-665-17	U	S	TWC	1	ALL	630001	630527
1999	1.8	XTYXV01.8DXB	TLEV		D-665-17	U	S	TWC	1	ALL	630001	630527
2000	1.8	YTYXV01.8FFA	TIER1		D-665-17	U	S	TWC	1	ALL	630001	630527
2001	1.8	1TYXV01.8FFA	LEV1 LEV		D-665-17	U	S	TWC	1	ALL	630001	630527
2002	1.8	2TYXV01.8FFA	LEV1 LEV		D-665-17	U	S	TWC	1	ALL	630001	630527

ECHO

2000	1.5	YTYXV01.5FFA	TIER1		D-665-17	U	S	TWC	1	ALL	630005	630571
2001	1.5	1TYXV01.5FFA	LEV1 LEV		D-665-17	U	S	TWC	1	ALL	630005	630571
2002	1.5	2TYXV01.5FFA	LEV1 LEV		D-665-17	U	S	TWC	1	ALL	630005	630571
2003	1.5	3TYXV01.5FFA	LEV1 LEV		D-665-17	U	S	TWC	1	ALL	630005	630571
2004	1.5	4TYXV01.5VMA	LEV1 LEV		D-665-17	U	S	TWC	1	ALL		630571
2005	1.5	5TYXV01.5VMA	LEV1 LEV		D-665-17	U	S	TWC	1	ALL		630571

HIGHLANDER

2001	2.4	1TYXT02.4FFP	LEV1 LEV		D-665-18	UL	D	2TWC	2	ALL	640010	
2001	2.4	1TYXT02.4FFP	LEV1 LEV		D-665-18	UR	D	2TWC	2	ALL	640010	
2002	2.4	2TYXT02.4FFP	LEV1 LEV		D-665-18	UL	D	2TWC	2	ALL	640010	
2002	2.4	2TYXT02.4FFP	LEV1 LEV		D-665-18	UR	D	2TWC	2	ALL	640010	
2003	2.4	3TYXT02.4FFP	LEV1 LEV		D-665-18	UL	D	2TWC	2	ALL	640010	
2003	2.4	3TYXT02.4FFP	LEV1 LEV		D-665-18	UR	D	2TWC	2	ALL	640010	

LAND CRUISER

1996	4.5	TTY4.55JGFEK	TIER1		D-665-20	F	S	TWC(2)	2	ALL	650010	650516
1996	4.5	TTY4.55JGFEK	TIER1		D-665-20	R	S	TWC(2)	2	ALL	651009	651578
1997	4.5	VTY4.55JGKEK	TIER1		D-665-20	F	S	TWC(2)	2	ALL	650010	650516
1997	4.5	VTY4.55JGKEK	TIER1		D-665-20	R	S	TWC(2)	2	ALL	651009	651578

OBDII

Year	Liters	Engine Family	Certification Std.	Comments	Executive Order	Location	Exhaust Type	Converter Type	# Converters	Drive Type	Universal #	Direct Fit #
------	--------	---------------	--------------------	----------	-----------------	----------	--------------	----------------	--------------	------------	-------------	--------------

TOYOTA

LAND CRUISER (Continued)

1998	4.7	WTYXT04.7GBX	LEV1 LEV		D-665-20	FL D	2TWC(2)	4 ALL	650030	
1998	4.7	WTYXT04.7GBX	LEV1 LEV		D-665-20	FR D	2TWC(2)	4 ALL	650030	
1998	4.7	WTYXT04.7GBX	LEV1 LEV		D-665-20	RL D	2TWC(2)	4 ALL	651029	
1998	4.7	WTYXT04.7GBX	LEV1 LEV		D-665-20	RR D	2TWC(2)	4 ALL	651029	
1998	4.7	WTYXT04.7GBX	LEV1 LEV		D-665-20	UL D	2TWC(2)	4 ALL		651581
1998	4.7	WTYXT04.7GBX	LEV1 LEV		D-665-20	UR D	2TWC(2)	4 ALL		651581
1999	4.7	XTYXT04.7GBX	LEV1 LEV		D-665-20	FL D	2TWC(2)	4 ALL	650030	
1999	4.7	XTYXT04.7GBX	LEV1 LEV		D-665-20	FR D	2TWC(2)	4 ALL	650030	
1999	4.7	XTYXT04.7GBX	LEV1 LEV		D-665-20	RL D	2TWC(2)	4 ALL	651029	
1999	4.7	XTYXT04.7GBX	LEV1 LEV		D-665-20	RR D	2TWC(2)	4 ALL	651029	
1999	4.7	XTYXT04.7GBX	LEV1 LEV		D-665-20	UL D	2TWC(2)	4 ALL		651581
1999	4.7	XTYXT04.7GBX	LEV1 LEV		D-665-20	UR D	2TWC(2)	4 ALL		651581
2000	4.7	YTYXT04.7GBX	LEV1 LEV		D-665-20	FL D	2TWC(2)	4 ALL	650030	
2000	4.7	YTYXT04.7GBX	LEV1 LEV		D-665-20	FR D	2TWC(2)	4 ALL	650030	
2000	4.7	YTYXT04.7GBX	LEV1 LEV		D-665-20	RL D	2TWC(2)	4 ALL	651029	
2000	4.7	YTYXT04.7GBX	LEV1 LEV		D-665-20	RR D	2TWC(2)	4 ALL	651029	
2000	4.7	YTYXT04.7GBX	LEV1 LEV		D-665-20	UL D	2TWC(2)	4 ALL		651581
2000	4.7	YTYXT04.7GBX	LEV1 LEV		D-665-20	UR D	2TWC(2)	4 ALL		651581
2001	4.7	1TYXT04.7FBV	LEV1 LEV		D-665-20	FL D	2TWC(2)	4 ALL	650030	
2001	4.7	1TYXT04.7FBV	LEV1 LEV		D-665-20	FR D	2TWC(2)	4 ALL	650030	
2001	4.7	1TYXT04.7FBV	LEV1 LEV		D-665-20	RL D	2TWC(2)	4 ALL	651029	
2001	4.7	1TYXT04.7FBV	LEV1 LEV		D-665-20	RR D	2TWC(2)	4 ALL	651029	
2001	4.7	1TYXT04.7FBV	LEV1 LEV		D-665-20	UL D	2TWC(2)	4 ALL		651581
2001	4.7	1TYXT04.7FBV	LEV1 LEV		D-665-20	UR D	2TWC(2)	4 ALL		651581
2002	4.7	2TYXTD4.7FBV	LEV1 LEV		D-665-20	FL D	2TWC(2)	4 ALL	650030	
2002	4.7	2TYXTD4.7FBV	LEV1 LEV		D-665-20	FR D	2TWC(2)	4 ALL	650030	
2002	4.7	2TYXTD4.7FBV	LEV1 LEV		D-665-20	RL D	2TWC(2)	4 ALL	651029	
2002	4.7	2TYXTD4.7FBV	LEV1 LEV		D-665-20	RR D	2TWC(2)	4 ALL	651029	
2002	4.7	2TYXTD4.7FBV	LEV1 LEV		D-665-20	UL D	2TWC(2)	4 ALL		651581
2002	4.7	2TYXTD4.7FBV	LEV1 LEV		D-665-20	UR D	2TWC(2)	4 ALL		651581
2003	4.7	3TYXT04.7FBV	LEV1 LEV		D-665-20	FL D	2WU-TWC,2TWC	4 ALL	650032	
2003	4.7	3TYXT04.7FBV	LEV1 LEV		D-665-20	FR D	2WU-TWC,2TWC	4 ALL	650032	
2003	4.7	3TYXT04.7FBV	LEV1 LEV		D-665-20	RL D	2WU-TWC,2TWC	4 ALL	651035	
2003	4.7	3TYXT04.7FBV	LEV1 LEV		D-665-20	RR D	2WU-TWC,2TWC	4 ALL	651035	
2003	4.7	3TYXT04.7FBV	LEV1 LEV		D-665-20	U D	2WU-TWC,2TWC	4 ALL		651668
2004	4.7	4TYXT04.7V1V	LEV1 LEV		D-665-20	FL D	2WU-TWC,2TWC	4 ALL	650032	
2004	4.7	4TYXT04.7V1V	LEV1 LEV		D-665-20	FR D	2WU-TWC,2TWC	4 ALL	650032	
2004	4.7	4TYXT04.7V1V	LEV1 LEV		D-665-20	RL D	2WU-TWC,2TWC	4 ALL	651035	
2004	4.7	4TYXT04.7V1V	LEV1 LEV		D-665-20	RR D	2WU-TWC,2TWC	4 ALL	651035	

PASEO

1996	1.5	TTY1.5VHGFEK	TIER1		D-665-17	U S	TWC	1 ALL	630001	
1997	1.5	VTY1.5VJGKEK	TIER1		D-665-17	U S	TWC	1 ALL	630001	
1998	1.5	WTYXV01.5BBA	TIER1		D-665-17	U S	TWC	1 ALL	630001	

PREVIA

1996	2.4	TTY2.42HGKEK	TIER1		D-665-20	F S	TWC(2)	2 ALL	650008	650509
1996	2.4	TTY2.42HGKEK	TIER1		D-665-20	R S	TWC(2)	2 ALL	651007	
1997	2.4	VTY2.42HGKEK	TIER1		D-665-20	F S	TWC(2)	2 ALL	650008	650509
1997	2.4	VTY2.42HGKEK	TIER1		D-665-20	R S	TWC(2)	2 ALL	651007	

Year	Liters	Engine Family	Certification Std.	Comments	Executive Order	Location	Exhaust Type	Converter Type	# Converters	Drive Type	Universal #	Direct Fit #
------	--------	---------------	--------------------	----------	-----------------	----------	--------------	----------------	--------------	------------	-------------	--------------

**TOYOTA
SIENNA**

1998	3.0	WTYXT03.0BBP	TLEV		D-665-18	U	S	TWC	1	ALL	640011	
T100												
1996	2.7	TTY2.71HGKEK	TIER1		D-665-17	U	S	TWC	1	2WD	630002	630517
1997	2.7	VTY2.71HGKEK	TIER1		D-665-17	U	S	TWC	1	2WD	630002	630517
1998	2.7	WTYXT02.7BBH	TIER1		D-665-17	U	S	TWC	1	2WD	630002	630520
1996	3.4	TTY3.42JG1GK	TIER1		D-665-17	U	S	TWC	1	2WD	630002	630551
1997	3.4	VTY3.42JG2GK	TLEV		D-665-18	U	S	TWC	1	ALL	640011	
1998	3.4	WTYXT03.4DBP	TLEV		D-665-18	U	S	TWC	1	ALL		640532

TACOMA

1996	2.4	TTY2.41HGKEK	TIER1		D-665-17	U	S	TWC	1	2WD	630001	630542
1997	2.4	VTY2.41HGKEK	TIER1		D-665-17	U	S	TWC	1	2WD	630001	630542
1998	2.4	WTYXT02.4BBH	TIER1		D-665-17	U	S	TWC	1	2WD	630002	
1999	2.4	XTYXT02.4BBH	TIER1		D-665-17	U	S	TWC	1	2WD	630002	
1996	2.7	TTY2.71HGKEK	TIER1		D-665-17	U	S	TWC	1	4WD	630002	630520
1997	2.7	VTY2.71JG2GK	TLEV		D-665-17	U	S	TWC	1	4WD	630002	
1997	2.7	VTY2.71JGKEK	TIER1		D-665-17	U	S	TWC	1	4WD	630002	630520
1998	2.7	WTYXT02.7BBH	TIER1		D-665-17	U	S	TWC	1	4WD	630002	630520
1998	2.7	WTYXT02.7DXH	TLEV		D-665-17	U	S	TWC	1	4WD	630002	
1999	2.7	XTYXT02.7BBH	TIER1		D-665-17	U	S	TWC	1	ALL	630002	630520
1999	2.7	XTYXT02.7BBP	TIER1		D-665-18	U	S	TWC	1	ALL	640011	
1999	2.7	XTYXT02.7DXJ	TLEV		D-665-17	U	S	TWC	1	4WD	630002	
2001	2.7	1TYXT02.7FFP	LEV1 LEV		D-665-20	F	S	TWC(2)	2	ALL	650006	650518
2001	2.7	1TYXT02.7FFP	LEV1 LEV		D-665-20	R	S	TWC(2)	2	ALL	651034	651570
2002	2.7	2TYXT02.7FFP	LEV1 LEV		D-665-20	F	S	TWC(2)	2	ALL	650006	650518
2002	2.7	2TYXT02.7FFP	LEV1 LEV		D-665-20	R	S	TWC(2)	2	ALL	651034	651570
2003	2.7	3TYXT02.7FFP	LEV1 LEV		D-665-20	F	S	WU-TWC,TWC	2	ALL	650006	650518
2003	2.7	3TYXT02.7FFP	LEV1 LEV		D-665-20	R	S	WU-TWC,TWC	2	ALL	651034	651570
2004	2.7	4TYXT02.7VRM	LEV1 LEV		D-665-20	F	S	WU-TWC,TWC	2	ALL	650006	650518
2004	2.7	4TYXT02.7VRM	LEV1 LEV		D-665-20	R	S	WU-TWC,TWC	2	ALL	651034	651570
1996	3.4	TTY3.41JGFEK	TIER1		D-665-17	U	S	TWC	1	ALL	630002	630542
1997	3.4	VTY3.41JGKEK	TIER1		D-665-17	U	S	TWC	1	ALL	630002	630542
1997	3.4	VTY3.42JG2GK	TLEV		D-665-18	U	S	TWC	1	ALL	640011	
1998	3.4	WTYXT03.4BBH	TIER1		D-665-17	U	S	TWC	1	2WD	630002	
1998	3.4	WTYXT03.4DBP	TLEV		D-665-18	U	S	TWC	1	ALL	640011	
1999	3.4	XTYXT03.4BBH	TIER1		D-665-17	U	S	TWC	1	2WD	630002	630542
1999	3.4	XTYXT03.4DBP	TLEV		D-665-18	U	S	TWC	1	ALL	640014	
2000	3.4	YTYXT03.4FFR	LEV1 LEV		D-665-20	F	S	TWC(2)	2	2WD	650012	650511
2000	3.4	YTYXT03.4FFR	LEV1 LEV		D-665-20	R	S	TWC(2)	2	2WD	651006	651570
2001	3.4	1TYXT03.4FFP	LEV1 LEV		D-665-20	F	S	TWC(2)	2	ALL	650012	650511
2001	3.4	1TYXT03.4FFP	LEV1 LEV	w/ 21" OAL	D-665-20	F	S	TWC(2)	2	ALL	650012	650511
2001	3.4	1TYXT03.4FFP	LEV1 LEV		D-665-20	R	S	TWC(2)	2	ALL	651006	651570
2002	3.4	2TYXT03.4FFP	LEV1 LEV		D-665-20	F	S	TWC(2)	2	ALL	650012	650511
2002	3.4	2TYXT03.4FFP	LEV1 LEV	w/ 21" OAL	D-665-20	F	S	TWC(2)	2	ALL	650012	650511
2002	3.4	2TYXT03.4FFP	LEV1 LEV		D-665-20	R	S	TWC(2)	2	ALL	651006	651570
2003	3.4	3TYXT03.4FFP	LEV1 LEV		D-665-20	F	S	WU-TWC,TWC	2	ALL	650012	650511
2003	3.4	3TYXT03.4FFP	LEV1 LEV	w/ 21" OAL	D-665-20	F	S	WU-TWC,TWC	2	ALL	650012	650511
2003	3.4	3TYXT03.4FFP	LEV1 LEV		D-665-20	R	S	WU-TWC,TWC	2	ALL	651006	651570
2004	3.4	4TYXT03.4VRM	LEV1 LEV		D-665-20	F	S	WU-TWC,TWC	2	ALL	650012	650511
2004	3.4	4TYXT03.4VRM	LEV1 LEV	w/ 21" OAL	D-665-20	F	S	WU-TWC,TWC	2	ALL	650012	650511

OBDII

Year	Liters	Engine Family	Certification Std.	Comments	Executive Order	Location	Exhaust Type	Converter Type	# Converters	Drive Type	Universal #	Direct Fit #
------	--------	---------------	--------------------	----------	-----------------	----------	--------------	----------------	--------------	------------	-------------	--------------

TOYOTA

TACOMA (Continued)

2004	3.4	4TYXT03.4VRM	LEV1 LEV		D-665-20	R	S	WU-TWC,TWC	2	ALL	651006	651570
------	-----	--------------	----------	--	----------	---	---	------------	---	-----	--------	--------

TERCEL

1996	1.5	TTY1.5VHGFEK	TIER1		D-665-17	U	S	TWC	1	ALL	630001	
1997	1.5	VTY1.5VJGKEK	TIER1		D-665-17	U	S	TWC	1	ALL	630001	
1998	1.5	WTYXV01.5BBA	TIER1		D-665-17	U	S	TWC	1	ALL	630001	

TUNDRA

2000	3.4	YTYXT03.4FFR	LEV1 LEV		D-665-20	F	S	TWC(2)	2	ALL	650012	650511
2000	3.4	YTYXT03.4FFR	LEV1 LEV		D-665-20	R	S	TWC(2)	2	ALL	651030	651577
2001	3.4	1TYXT03.4FFP	LEV1 LEV		D-665-20	F	S	TWC(2)	2	ALL	650012	650511
2001	3.4	1TYXT03.4FFP	LEV1 LEV	w/ 21" OAL	D-665-20	F	S	TWC(2)	2	ALL	650012	650511
2001	3.4	1TYXT03.4FFP	LEV1 LEV		D-665-20	R	S	TWC(2)	2	ALL	651030	651577
2002	3.4	2TYXT03.4FFP	LEV1 LEV		D-665-20	F	S	TWC(2)	2	ALL	650012	650511
2002	3.4	2TYXT03.4FFP	LEV1 LEV	w/ 21" OAL	D-665-20	F	S	TWC(2)	2	ALL	650012	650511
2002	3.4	2TYXT03.4FFP	LEV1 LEV		D-665-20	R	S	TWC(2)	2	ALL	651030	651577
2003	3.4	3TYXT03.4FFP	LEV1 LEV		D-665-20	F	S	WU-TWC,TWC	2	ALL	650012	650511
2003	3.4	3TYXT03.4FFP	LEV1 LEV	w/ 21" OAL	D-665-20	F	S	WU-TWC,TWC	2	ALL	650012	650511
2003	3.4	3TYXT03.4FFP	LEV1 LEV		D-665-20	R	S	WU-TWC,TWC	2	ALL	651030	651577
2004	3.4	4TYXT03.4VRM	LEV1 LEV		D-665-20	F	S	WU-TWC,TWC	2	ALL	650012	650511
2004	3.4	4TYXT03.4VRM	LEV1 LEV	w/ 21" OAL	D-665-20	F	S	WU-TWC,TWC	2	ALL	650012	650511
2004	3.4	4TYXT03.4VRM	LEV1 LEV		D-665-20	R	S	WU-TWC,TWC	2	ALL	651030	651577
2000	4.7	YTYXT04.7GXW	LEV1 LEV		D-665-20	FL	DS	2TWC,TWC	3	ALL	650009	650514
2000	4.7	YTYXT04.7GXW	LEV1 LEV		D-665-20	FR	DS	2TWC,TWC	3	ALL	650008	650515
2000	4.7	YTYXT04.7GXW	LEV1 LEV		D-665-20	R	DS	2TWC,TWC	3	ALL	651035	
2001	4.7	1TYXT04.7FBY	LEV1 LEV		D-665-20	FL	DS	2TWC,TWC	3	ALL	650009	650514
2001	4.7	1TYXT04.7FBY	LEV1 LEV		D-665-20	FR	DS	2TWC,TWC	3	ALL	650008	650515
2001	4.7	1TYXT04.7FBY	LEV1 LEV		D-665-20	R	DS	2TWC,TWC	3	ALL	651035	
2002	4.7	2TYXT04.7FBY	LEV1 LEV		D-665-20	FL	DS	2TWC,TWC	3	ALL	650009	650514
2002	4.7	2TYXT04.7FBY	LEV1 LEV		D-665-20	FR	DS	2TWC,TWC	3	ALL	650008	650515
2002	4.7	2TYXT04.7FBY	LEV1 LEV		D-665-20	R	DS	2TWC,TWC	3	ALL	651035	

VOLKSWAGEN

BETLE

1999	1.8	XVWXV01.8228	TLEV		D-665-17	U	S	TWC	1	ALL	630007	
2000	1.8	YVWXV01.8228	TLEV		D-665-17	U	S	TWC	1	ALL	630007	
2001	1.8	1ADXV01.8346	LEV1 LEV		D-665-17	U	S	TWC	1	ALL	630007	
2001	1.8	1VWXV01.8229	TLEV		D-665-17	U	S	TWC	1	ALL	630007	
2002	1.8	2ADXV01.8346	LEV1 LEV		D-665-17	U	S	TWC	1	ALL	630007	
2003	1.8	3ADXV01.8346	LEV1 LEV		D-665-17	U	S	TWC	1	ALL	630007	
2004	1.8	4ADXV01.8346	LEV1 LEV		D-665-17	U	S	TWC	1	ALL	630019	
1998	2.0	WVWXV02.0226	TLEV		D-665-17	U	S	TWC	1	ALL	630007	
1999	2.0	XVWXV02.0227	LEV1 LEV		D-665-17	U	S	TWC	1	ALL	630007	
2000	2.0	YVWXV02.0227	LEV1 LEV		D-665-17	U	S	TWC	1	ALL	630007	
2001	2.0	1VWXV02.0227	LEV1 LEV		D-665-17	U	S	TWC	1	ALL	630007	

CABRIO

1996	2.0	TVW2.0V8GFEM	LEV1 LEV		D-665-17	U	S	TWC	1	ALL	630007	
1997	2.0	VWV2.0V8GKEM	TIER1		D-665-17	U	S	TWC	1	ALL	630007	630524
1997	2.0	VWV2.0V8GKEM	TIER1	w/ 3 BOLT FLANGE	D-665-17	U	S	TWC	1	ALL	630007	630524
1998	2.0	WVWXV02.0223	TLEV		D-665-17	U	S	TWC	1	ALL	630007	630524
1998	2.0	WVWXV02.0223	TLEV	w/ 3 BOLT FLANGE	D-665-17	U	S	TWC	1	ALL	630007	630524

OBDII

Year	Liters	Engine Family	Certification Std.	Comments	Executive Order	Location	Exhaust Type	Converter Type	# Converters	Drive Type	Universal #	Direct Fit #
------	--------	---------------	--------------------	----------	-----------------	----------	--------------	----------------	--------------	------------	-------------	--------------

VOLKSWAGEN

CABRIO (Continued)

1999	2.0	XVWXV02.0223	TLEV		D-665-17	U	S	TWC	1	ALL	630007	630524
1999	2.0	XVWXV02.0223	TLEV	w/ 3 BOLT FLANGE	D-665-17	U	S	TWC	1	ALL	630007	630524
2001	2.0	1VWXV02.0227	LEV1 LEV		D-665-17	U	S	TWC	1	ALL	630007	
2002	2.0	2VWXV02.0227	LEV1 LEV		D-665-17	U	S	TWC	1	ALL	630007	630524
2002	2.0	2VWXV02.0227	LEV1 LEV	w/ 3 BOLT FLANGE	D-665-17	U	S	TWC	1	ALL	630007	630524

EUROVAN

1997	2.8	VWV2.828GFGM	TIER1		D-665-18	U	S	TWC	1	ALL	640015	
1999	2.8	XVWXT02.8225	TIER1		D-665-18	U	S	TWC	1	ALL	640015	
2000	2.8	YVWXT02.8225	TIER1		D-665-18	U	S	TWC	1	ALL	640015	
2001	2.8	1VWXT02.8225	TLEV		D-665-18	U	S	TWC	1	ALL	640015	
2002	2.8	2VWXT02.8225	TLEV		D-665-18	U	S	TWC	1	ALL	640015	
2003	2.8	3VWXT02.8225	TLEV		D-665-18	U	S	TWC	1	ALL	640015	

GOLF

2001	1.8	1AD XV01.8336	TLEV		D-665-17	U	S	TWC	1	ALL	630007	630555
2001	1.8	1AD XV01.8346	LEV1 LEV		D-665-17	U	S	TWC	1	ALL	630007	630555
2002	1.8	2AD XV01.8346	LEV1 LEV		D-665-17	U	S	TWC	1	ALL	630007	630555
2003	1.8	3AD XV01.8346	LEV1 LEV		D-665-17	U	S	TWC	1	ALL	630007	630555
1996	2.0	TVW2.0V8G2EL	TLEV		D-665-17	U	S	TWC	1	ALL	630007	630524
1996	2.0	TVW2.0V8GKEM	TIER1		D-665-17	U	S	TWC	1	ALL	630007	630524
1996	2.0	TVW2.0V8G2EL	TLEV	w/ 3 BOLT FLANGE	D-665-17	U	S	TWC	1	ALL	630007	630524
1996	2.0	TVW2.0V8GKEM	TIER1	w/ 3 BOLT FLANGE	D-665-17	U	S	TWC	1	ALL	630007	630524
1997	2.0	VWV2.0V8G2EL	TLEV		D-665-17	U	S	TWC	1	ALL	630007	630524
1997	2.0	VWV2.0V8G2EL	TLEV	w/ 3 BOLT FLANGE	D-665-17	U	S	TWC	1	ALL	630007	630524
1997	2.0	VWV2.0V8GKEM	TIER1	w/ 3 BOLT FLANGE	D-665-17	U	S	TWC	1	ALL		630524
1999	2.0	XVWXV02.0223	TLEV		D-665-17	U	S	TWC	1	ALL	630007	
1999	2.0	XVWXV02.0227	LEV1 LEV		D-665-17	U	S	TWC	1	ALL	630007	
2000	2.0	YVWXV02.0227	LEV1 LEV		D-665-17	U	S	TWC	1	ALL	630007	
2001	2.0	1VWXV02.0227	LEV1 LEV		D-665-17	U	S	TWC	1	ALL	630007	
1996	2.8	TVW2.8V8GFGM	LEV1 LEV		D-665-17	U	S	TWC	1	ALL	630007	630579
1997	2.8	VWV2.8V8GFGM	TIER1		D-665-17	U	S	TWC	1	ALL	630007	630579
1998	2.8	VWVXV02.8224	TIER1		D-665-17	U	S	TWC	1	ALL	630007	630579
1999	2.8	XVWXV02.8221	TIER1		D-665-17	U	S	TWC	1	ALL	630007	630579
1999	2.8	XVWXV02.8224	TLEV		D-665-17	U	S	TWC	1	ALL	630007	630579
2000	2.8	YVWXV02.8224	LEV1 LEV		D-665-17	U	S	TWC	1	ALL	630007	
2002	2.8	2VWXV02.8224	LEV1 LEV		D-665-17	U	S	TWC	1	ALL	630007	
2002	2.8	2VWXV02.8228	LEV1 LEV		D-665-17	U	S	TWC	1	ALL	630007	
2003	2.8	3VWXV02.8228	LEV1 LEV		D-665-17	U	S	TWC	1	ALL	630007	630570
2004	2.8	4VWXV02.8228	LEV1 LEV		D-665-17	U	S	TWC	1	ALL	630007	630570
2005	2.8	5VWXV02.8228	LEV1 LEV		D-665-17	U	S	TWC	1	ALL	630016	
2004	3.2	4VWXV03.2220	LEV1 LEV		D-665-17	UL	D	2TWC	2	ALL	630015	
2004	3.2	4VWXV03.2220	LEV1 LEV		D-665-17	UR	D	2TWC	2	ALL	630015	

JETTA

2001	1.8	1AD XV01.8336	TLEV		D-665-17	U	S	TWC	1	ALL	630007	630555
2001	1.8	1AD XV01.8346	LEV1 LEV		D-665-17	U	S	TWC	1	ALL	630007	630555
2002	1.8	2AD XV01.8346	LEV1 LEV		D-665-17	U	S	TWC	1	ALL	630007	630555
2003	1.8	3AD XV01.8346	LEV1 LEV		D-665-17	U	S	TWC	1	ALL	630007	630555
1996	2.0	TVW2.0V8G2EL	TLEV		D-665-17	U	S	TWC	1	ALL	630007	630524
1996	2.0	TVW2.0V8GKEM	TIER1		D-665-17	U	S	TWC	1	ALL	630007	630524

OBDII

Year Liters Engine Family Certification Std. Comments Executive Order Location Exhaust Type Converter Type # Converters Drive Type Universal # Direct Fit #

VOLKSWAGEN

JETTA (Continued)

1996	2.0	TVW2.0V8G2EL	TLEV	w/ 3 BOLT FLANGE	D-665-17	U	S	TWC	1	ALL	630007	630524
1996	2.0	TVW2.0V8GKEM	TIER1	w/ 3 BOLT FLANGE	D-665-17	U	S	TWC	1	ALL	630007	630524
1997	2.0	VVW2.0V8G2EL	TLEV		D-665-17	U	S	TWC	1	ALL	630007	630524
1997	2.0	VVW2.0V8GKEM	TIER1		D-665-17	U	S	TWC	1	ALL	630007	630524
1997	2.0	VVW2.0V8G2EL	TLEV	w/ 3 BOLT FLANGE	D-665-17	U	S	TWC	1	ALL	630007	630524
1997	2.0	VVW2.0V8GKEM	TIER1	w/ 3 BOLT FLANGE	D-665-17	U	S	TWC	1	ALL	630007	630524
1998	2.0	WVWXV02.0223	TLEV		D-665-17	U	S	TWC	1	ALL	630007	630524
1998	2.0	WVWXV02.0223	TLEV	w/ 3 BOLT FLANGE	D-665-17	U	S	TWC	1	ALL	630007	630524
1999	2.0	XVWXV02.0223	TLEV		D-665-17	U	S	TWC	1	ALL	630007	
1999	2.0	XVWXV02.0227	LEV1 LEV		D-665-17	U	S	TWC	1	ALL	630007	
2000	2.0	YVWXV02.0227	LEV1 LEV		D-665-17	U	S	TWC	1	ALL	630007	
2001	2.0	1VWXV02.0227	LEV1 LEV		D-665-17	U	S	TWC	1	ALL	630007	
1996	2.8	TVW2.8V8GFGM	LEV1 LEV		D-665-17	U	S	TWC	1	ALL	630007	630579
1997	2.8	VVW2.8V8GFGM	TIER1		D-665-17	U	S	TWC	1	ALL	630007	630579
1999	2.8	XVWXV02.8221	TIER1		D-665-17	U	S	TWC	1	ALL	630007	
1999	2.8	XVWXV02.8224	TLEV		D-665-17	U	S	TWC	1	ALL	630007	
2000	2.8	YVWXV02.8224	LEV1 LEV		D-665-17	U	S	TWC	1	ALL	630007	
2001	2.8	1VWXV02.8224	LEV1 LEV		D-665-17	U	S	TWC	1	ALL	630009	
2002	2.8	2VWXV02.8224	LEV1 LEV		D-665-17	U	S	TWC	1	ALL	630007	630570
2002	2.8	2VWXV02.8228	LEV1 LEV		D-665-17	U	S	TWC	1	ALL	630007	630570
2003	2.8	3VWXV02.8228	LEV1 LEV		D-665-17	U	S	TWC	1	ALL	630007	630570
2004	2.8	4VWXV02.8228	LEV1 LEV		D-665-17	U	S	TWC	1	ALL	630016	630570

PASSAT

1998	1.8	WADXV01.8322	TLEV		D-665-17	U	S	TWC	1	ALL	630002	
1999	1.8	XADXV01.8322	TLEV		D-665-17	U	S	TWC	1	ALL	630002	
2000	1.8	YADXV01.8332	LEV1 LEV		D-665-17	U	S	TWC	1	ALL	630002	
1996	2.0	TVW2.0V8GFEM	LEV1 LEV		D-665-17	U	S	TWC	1	ALL	630007	630579
1997	2.8	VVW2.8V8GFGM	TIER1		D-665-17	U	S	TWC	1	ALL	630007	630579
1998	2.8	WADXV02.8324	LEV1 LEV		D-665-17	UL	D	2TWC	2	ALL	630015	
1998	2.8	WADXV02.8324	LEV1 LEV		D-665-17	UR	D	2TWC	2	ALL	630015	
1999	2.8	XADXV02.8324	LEV1 LEV		D-665-17	UL	D	2TWC	2	ALL	630015	
1999	2.8	XADXV02.8324	LEV1 LEV		D-665-17	UR	D	2TWC	2	ALL	630015	
2002	4.0	2VWXV04.0229	LEV1 LEV		D-665-17	UL	D	2TWC	2	ALL	630015	
2002	4.0	2VWXV04.0229	LEV1 LEV		D-665-17	UR	D	2TWC	2	ALL	630015	
2003	4.0	3VWXV04.0229	LEV1 LEV		D-665-17	UL	D	2TWC	2	ALL	630015	
2003	4.0	3VWXV04.0229	LEV1 LEV		D-665-17	UR	D	2TWC	2	ALL	630015	
2004	4.0	4VWXV04.0229	LEV1 LEV		D-665-17	UL	D	2TWC	2	ALL	630015	
2004	4.0	4VWXV04.0229	LEV1 LEV		D-665-17	UR	D	2TWC	2	ALL	630015	

VOLVO

850

1996	2.3	TVV2.3VJGKEK	TIER1		D-665-17	U	S	TWC	1	ALL	630003	630538
1997	2.3	VVV2.3VJGKEK	TIER1		D-665-17	U	S	TWC	1	ALL	630014	
1996	2.4	TVV2.4VJGFEK	TLEV		D-665-17	U	S	TWC	1	ALL	630003	630538
1996	2.4	TVV2.4VJGKEK	TLEV		D-665-17	U	S	TWC	1	ALL	630014	630538
1997	2.4	VVV2.4VJGKEK	TLEV		D-665-17	U	S	TWC	1	ALL	630014	
1997	2.4	VVV2.4VJGKEL	TLEV		D-665-17	U	S	TWC	1	ALL	630014	

960

1996	2.9	TVV2.9VJGFEL	TIER1		D-665-17	U	S	TWC	1	ALL	630002	
------	-----	--------------	-------	--	----------	---	---	-----	---	-----	--------	--

OBDII

Year	Liters	Engine Family	Certification Std.	Comments	Executive Order	Location	Exhaust Type	Converter Type	# Converters	Drive Type	Universal #	Direct Fit #
------	--------	---------------	--------------------	----------	-----------------	----------	--------------	----------------	--------------	------------	-------------	--------------

VOLVO

960 (Continued)

1997	2.9	VV2.9VJGFEL	TIER1		D-665-17	U	S	TWC	1	ALL	630016	
------	-----	-------------	-------	--	----------	---	---	-----	---	-----	--------	--

C70

1998	2.3	WVXV2.43PA1	TLEV		D-665-17	U	S	TWC	1	ALL	630002	
1999	2.3	XVXV2.43PA2	LEV1 LEV		D-665-17	U	S	TWC	1	ALL	630002	
2001	2.3	1VXV2.43L5T	LEV1 LEV		D-665-17	U	S	TWC	1	ALL	630014	
2003	2.3	3VXV2.43L1T	LEV1 LEV		D-665-17	U	S	TWC	1	ALL	630014	
2004	2.3	4VXV2.52L1T	LEV1 LEV		D-665-17	U	S	TWC	1	ALL	630014	
1998	2.4	WVXV2.43PA1	TLEV		D-665-17	U	S	TWC	1	ALL	630002	
1999	2.4	XVXV2.43PA2	LEV1 LEV		D-665-17	U	S	TWC	1	ALL	630002	
2001	2.4	1VXV2.43L5T	LEV1 LEV		D-665-17	U	S	TWC	1	ALL	630014	
2002	2.4	2VXV2.43L5T	LEV1 LEV		D-665-17	U	S	TWC	1	ALL	630014	
2003	2.4	3VXV2.43L1T	LEV1 LEV		D-665-17	U	S	TWC	1	ALL	630014	
2004	2.4	4VXV2.52L1T	LEV1 LEV		D-665-17	U	S	TWC	1	ALL	630014	

S40

2000	1.9	YVXV1.95MJ1	LEV1 LEV		D-665-17	U	S	TWC	1	ALL	630002	
2001	1.9	1VXV1.95L4T	LEV1 LEV		D-665-17	U	S	TWC	1	ALL	630002	
2002	1.9	2VXV1.95L4T	LEV1 LEV		D-665-17	U	S	TWC	1	ALL	630016	
2003	1.9	3VXV1.95L1T	LEV1 LEV		D-665-17	U	S	TWC	1	ALL	630016	

S60

2001	2.3	1VXV2.43L5T	LEV1 LEV		D-665-17	U	S	TWC	1	ALL	630025	
2002	2.3	2VXV2.43L5T	LEV1 LEV		D-665-17	U	S	TWC	1	ALL	630014	
2003	2.3	3VXV2.43L1T	LEV1 LEV		D-665-17	U	S	TWC	1	ALL	630014	
2004	2.3	4VXV2.52L1T	LEV1 LEV		D-665-17	U	S	TWC	1	ALL	630014	
2001	2.4	1VXV2.43L5T	LEV1 LEV		D-665-17	U	S	TWC	1	ALL	630014	
2002	2.4	2VXV2.43L5T	LEV1 LEV		D-665-17	U	S	TWC	1	ALL	630014	
2003	2.4	3VXV2.43L1T	LEV1 LEV		D-665-17	U	S	TWC	1	ALL	630016	630583
2004	2.5	4VXV2.52L1T	LEV1 LEV		D-665-17	U	S	TWC	1	2WD	630016	630574

S70

1998	2.3	WVXV2.43PA1	TLEV		D-665-17	U	S	TWC	1	ALL	630002	
1999	2.3	XVXV2.43PA2	LEV1 LEV		D-665-17	U	S	TWC	1	ALL	630002	
2000	2.3	YVXV2.43PA3	LEV1 LEV		D-665-17	U	S	TWC	1	ALL	630002	
1998	2.4	WVXV2.43TPF	TLEV		D-665-17	U	S	TWC	1	ALL	630014	
1999	2.4	XVXV2.43PA2	LEV1 LEV		D-665-17	U	S	TWC	1	ALL	630002	
1999	2.4	XVXV2.43TF2	LEV1 LEV		D-665-17	U	S	TWC	1	ALL	630002	
2000	2.4	YVXV2.43PA3	LEV1 LEV		D-665-17	U	S	TWC	1	ALL	630002	
2000	2.4	YVXV2.43TF3	LEV1 LEV		D-665-17	U	S	TWC	1	ALL	630002	

S80

1999	2.8	XVXV2.78EN2	TLEV		D-665-17	U	S	TWC	1	ALL	630002	
2000	2.8	YVXV2.78EN3	TLEV		D-665-17	U	S	TWC	1	ALL	630002	
2001	2.8	1VXV2.78T6T	TLEV		D-665-17	U	S	TWC	1	ALL	630002	
1999	2.9	XVXV2.92BU2	TLEV		D-665-17	U	S	TWC	1	ALL	630002	630572
2000	2.9	YVXV2.92BU3	LEV1 LEV		D-665-17	U	S	TWC	1	ALL	630002	630572
2001	2.9	1VXV2.92L6N	LEV1 LEV		D-665-17	U	S	TWC	1	ALL	630002	630572

S90

1998	2.9	WVXV2.92EVA	TIER1		D-665-17	U	S	TWC	1	ALL	630002	
------	-----	-------------	-------	--	----------	---	---	-----	---	-----	--------	--

V40

2000	1.9	YVXV1.95MJ1	LEV1 LEV		D-665-17	U	S	TWC	1	ALL	630002	
2001	1.9	1VXV1.95L4T	LEV1 LEV		D-665-17	U	S	TWC	1	ALL	630002	

OBDII

Year	Liters	Engine Family	Certification Std.	Comments	Executive Order	Location	Exhaust Type	Converter Type	# Converters	Drive Type	Universal #	Direct Fit #
------	--------	---------------	--------------------	----------	-----------------	----------	--------------	----------------	--------------	------------	-------------	--------------

VOLVO

V40 (Continued)

2002	1.9	2VXV1.95L4T	LEV1 LEV		D-665-17	U	S	TWC	1	ALL	630016	
2003	1.9	3VXV1.95L1T	LEV1 LEV		D-665-17	U	S	TWC	1	ALL	630016	

V70

1998	2.3	WVXV2.43AWD	TIER1		D-665-17	U	S	TWC	1	ALL	630014	
1998	2.3	WVXV2.43PA1	TLEV		D-665-17	U	S	TWC	1	ALL	630002	
1999	2.3	XVXV2.43AW2	TLEV		D-665-17	U	S	TWC	1	ALL	630002	
1999	2.3	XVXV2.43PA2	LEV1 LEV		D-665-17	U	S	TWC	1	ALL	630002	
2000	2.3	YVXV2.43PA3	LEV1 LEV		D-665-17	U	S	TWC	1	ALL	630002	
2001	2.3	1VXV2.43L5T	LEV1 LEV		D-665-17	U	S	TWC	1	ALL	630014	
2002	2.3	2VXV2.43L5T	LEV1 LEV		D-665-17	U	S	TWC	1	ALL	630014	
2003	2.3	3VXV2.43L1T	LEV1 LEV		D-665-17	U	S	TWC	1	ALL	630014	
2004	2.3	4VXV2.52L1T	LEV1 LEV		D-665-17	U	S	TWC	1	ALL	630014	
1998	2.4	WVXV2.43AWD	TIER1		D-665-17	U	S	TWC	1	ALL	630014	
1998	2.4	WVXV2.43PA1	TLEV		D-665-17	U	S	TWC	1	ALL	630002	
1998	2.4	WVXV2.43TPF	TLEV		D-665-17	U	S	TWC	1	ALL	630014	
1999	2.4	XVXV2.43AW2	TLEV		D-665-17	U	S	TWC	1	ALL	630002	
1999	2.4	XVXV2.43PA2	LEV1 LEV		D-665-17	U	S	TWC	1	ALL	630002	
1999	2.4	XVXV2.43TF2	LEV1 LEV		D-665-17	U	S	TWC	1	ALL	630002	
2000	2.4	YVXV2.43PA3	LEV1 LEV		D-665-17	U	S	TWC	1	ALL	630002	
2000	2.4	YVXV2.43TF3	LEV1 LEV		D-665-17	U	S	TWC	1	ALL	630002	
2001	2.4	1VXT2.43L5T	LEV1 LEV		D-665-17	U	S	TWC	1	2WD	630002	
2001	2.4	1VXV2.43L5T	LEV1 LEV		D-665-17	U	S	TWC	1	ALL	630014	
2002	2.4	2VXT2.43L5T	LEV1 LEV		D-665-18	U	S	TWC	1	2WD	640012	
2002	2.4	2VXV2.43L5T	LEV1 LEV		D-665-17	U	S	TWC	1	ALL	630014	
2003	2.4	3VXV2.43L1T	LEV1 LEV		D-665-17	U	S	TWC	1	ALL	630014	
2004	2.5	4VXV2.52L1T	LEV1 LEV		D-665-17	U	S	TWC	1	2WD	630014	

V90

1998	2.9	WVXV2.92EVA	TIER1		D-665-17	U	S	TWC	1	ALL	630002	
------	-----	-------------	-------	--	----------	---	---	-----	---	-----	--------	--

OBDII

Eastern Catalytic's Carb Buyers Guide

Preview our product numbers for specifications, and product image

630001

Inlet A : 2.25"

Outlet A : 2.25"



<----- 14"O.A.L. ----->

WEIGHT : N/A

BOX SIZE : 14.5"L x 7.5"W x 4.5"H

PACKAGE TYPE : Boxed

630004

Inlet A : 2.50"

Outlet A : 2.50"



<----- 14"O.A.L. ----->

WEIGHT : N/A

BOX SIZE : 14.5"L x 7.5"W x 4.5"H

PACKAGE TYPE : Boxed

630002

Inlet A : 2.25"

Outlet A : 2.25"



<----- 14"O.A.L. ----->

WEIGHT : N/A

BOX SIZE : 14.5"L x 7.5"W x 4.5"H

PACKAGE TYPE : Boxed

630005

Inlet A : 1.75"

Outlet A : 1.75"



<----- 16"O.A.L. ----->

WEIGHT : N/A

BOX SIZE : 16"L x 4.875"W x 6.25"H

PACKAGE TYPE : Boxed

630003

Inlet A : 2.25"

Outlet A : 2.25"



<----- 14"O.A.L. ----->

WEIGHT : N/A

BOX SIZE : 14.5"L x 7.5"W x 4.5"H

PACKAGE TYPE : Boxed

630007

Inlet A : 2.50"

Outlet A : 2.50"



<----- 14"O.A.L. ----->

WEIGHT : N/A

BOX SIZE : 14.5"L x 7.5"W x 4.5"H

PACKAGE TYPE : Boxed

630008

Inlet A : 2.00"

Outlet A : 2.00"



<----- 16"O.A.L. ----->

WEIGHT : N/A

BOX SIZE : 16"L x 4.875"W x 6.25"H

PACKAGE TYPE : Boxed

630012

Inlet A : 2x2"

Outlet A : 2x2"



<----- 16"O.A.L. ----->

WEIGHT : N/A

BOX SIZE : 19"L x 9"W x 4.5"H

PACKAGE TYPE : Boxed

630009

Inlet A : 2.25"

Outlet A : 2.25"



<----- 16"O.A.L. ----->

WEIGHT : N/A

BOX SIZE : 16"L x 4.875"W x 6.25"H

PACKAGE TYPE : Boxed

630013

Inlet A : 2.25"

Outlet A : 2.25"



<----- 14"O.A.L. ----->

WEIGHT : N/A

BOX SIZE : 14.5"L x 7.5"W x 4.5"H

PACKAGE TYPE : Boxed

630010

Inlet A : 2.25"

Outlet A : 2.25"



<----- 16"O.A.L. ----->

WEIGHT : N/A

BOX SIZE : 16"L x 4.875"W x 6.25"H

PACKAGE TYPE : Boxed

630014

Inlet A : 2.50"

Outlet A : 2.50"



<----- 14"O.A.L. ----->

WEIGHT : N/A

BOX SIZE : 14.5"L x 7.5"W x 4.5"H

PACKAGE TYPE : Boxed

630015

Inlet A : 2.00"

Outlet A : 2.00"



<----- 14"O.A.L. ----->

WEIGHT : N/A

BOX SIZE : 14.5"L x 7.5"W x 4.5"H

PACKAGE TYPE : Boxed

630019

Inlet A : 2.25"

Outlet A : 2.25"



<----- 16"O.A.L. ----->

WEIGHT : N/A

BOX SIZE : 16"L x 4.875"W x 6.25"H

PACKAGE TYPE : Boxed

630016

Inlet A : 2.25"

Outlet A : 2.25"



<----- 16"O.A.L. ----->

WEIGHT : N/A

BOX SIZE : 19"L x 9"W x 4.5"H

PACKAGE TYPE : Boxed

630020

Inlet A : 2.50"

Outlet A : 2.50"



<----- 16"O.A.L. ----->

WEIGHT : N/A

BOX SIZE : 16"L x 4.875"W x 6.25"H

PACKAGE TYPE : Boxed

630017

Inlet A : 3.00"

Outlet A : 3.00"



<----- 16"O.A.L. ----->

WEIGHT : N/A

BOX SIZE : 16"L x 4.875"W x 6.25"H

PACKAGE TYPE : Boxed

630021

Inlet A : 2.00"

Outlet A : 2.00"



<----- 16"O.A.L. ----->

WEIGHT : N/A

BOX SIZE : 16"L x 4.875"W x 6.25"H

PACKAGE TYPE : Boxed

630022

Inlet A : 2.50"

Outlet A : 2.50"



<----- 16"O.A.L. ----->

WEIGHT : N/A

BOX SIZE : 16"L x 4.875"W x 6.25"H

PACKAGE TYPE : Boxed

630023

Inlet A : 2.25"

Outlet A : 2.25"



<----- 16"O.A.L. ----->

WEIGHT : N/A

BOX SIZE : 16"L x 4.875"W x 6.25"H

PACKAGE TYPE : Boxed

630024

Inlet A : 2x2"

Outlet A : 2x2"



<----- 16"O.A.L. ----->

WEIGHT : N/A

BOX SIZE : 19"L x 9"W x 4.5"H

PACKAGE TYPE : Boxed

630025

Inlet A : 2.50"

Outlet A : 2.50"



<----- 14"O.A.L. ----->

WEIGHT : N/A

BOX SIZE : 14.5"L x 7.5"W x 4.5"H

PACKAGE TYPE : Boxed

630027

Inlet A : 2.00"

Outlet A : 2.00"



<----- 14"O.A.L. ----->

WEIGHT : N/A

BOX SIZE : 14.5"L x 7.5"W x 4.5"H

PACKAGE TYPE : Boxed

630501

Inlet A : 2.50" ID

Outlet A : 2.325" OD



<----- 21.75"O.A.L. ----->

WEIGHT : 8 lbs.


BOX SIZE : 24"L x 8"W x 5"H

PACKAGE TYPE : BOXED

630502

Inlet A : 2.25" ID

Outlet A : 2.25" OD



<----- 22" O.A.L. ----->

WEIGHT : 8 lbs.

BOX SIZE : 24"L x 8"W x 5"H

PACKAGE TYPE : BOXED

630503

Inlet A : 2 BOLT SPIN TYPE

Outlet A : 2.25" OD



<----- 46" O.A.L. ----->

WEIGHT : 20 lbs.

BOX SIZE : 44"L x 26"W x 12"H

PACKAGE TYPE : BOXED

630505

Inlet A : 2 BOLT SPIN TYPE

Outlet A : 2.25" OD



<----- 46" O.A.L. ----->

WEIGHT : 16 lbs.

BOX SIZE : 75"L x 10"W x 5"H

PACKAGE TYPE : BOXED

630506

Inlet A : 2 BOLT SPIN TYPE

Outlet A : 2.25" OD



<----- 26" O.A.L. ----->

WEIGHT : 8 lbs.

BOX SIZE : 30"L x 8"W x 6"H

PACKAGE TYPE : BOXED

630507

Inlet A : 2 BOLT WELDED

Outlet A : 2.25" OD



<----- 41" O.A.L. ----->

WEIGHT : 13 lbs.

BOX SIZE : 42"L x 10"W x 7"H

PACKAGE TYPE : BOXED

630508

Inlet A : 4 BOLT WELDED

Outlet A : 2.25" OD



<----- 40" O.A.L. ----->

WEIGHT : 13 lbs.

BOX SIZE : 42"L x 10"W x 7"H

PACKAGE TYPE : BOXED

630509

Inlet A : 4 BOLT WELDED

Outlet A : 2 1/4" OD



<----- 28 1/4" O.A.L. ----->

WEIGHT : 10 lbs.

BOX SIZE : 36"L x 11"W x 7"H

PACKAGE TYPE : BOXED

630510

Inlet A : 2" ID

Outlet A : 2" OD



<----- 50.50" O.A.L. ----->

WEIGHT : 12 lbs.

BOX SIZE : 75"L x 10"W x 5"H

PACKAGE TYPE : BOXED

630511

Inlet A : 4 BOLT WELDED

Outlet A : 2.25" OD



<----- 32"O.A.L. ----->

WEIGHT : 9 lbs.

BOX SIZE : 36"L x 11"W x 7"H

PACKAGE TYPE : BOXED

630512

Inlet A : 4 BOLT WELDED

Outlet A : 2.25" OD



<----- 36"O.A.L. ----->

WEIGHT : 13 lbs.

BOX SIZE : 42"L x 10"W x 7"H

PACKAGE TYPE : BOXED

630515



WEIGHT : 14 lbs.

BOX SIZE : 46"L x 16"W x 16"H

PACKAGE TYPE : BOXED

630517

Inlet A : 2 BOLT WELDED

Outlet A : 2 BOLT WELDED



<----- 16.50" - 18.50"O.A.L. ----->

WEIGHT : 10 lbs.

BOX SIZE : 19"L x 9"W x 5"H

PACKAGE TYPE : BOXED

630519

Inlet A : 2 BOLT WELDED

Outlet A : 2 BOLT SPIN TYPE



<----- 16"O.A.L. ----->

WEIGHT : 7 lbs.

BOX SIZE : 19"L x 9"W x 5"H

PACKAGE TYPE : BOXED

630520

Inlet A : 2 BOLT SPIN TYPE

Outlet A : 2 BOLT SPIN TYPE



<----- 12.50"O.A.L. ----->

WEIGHT : 6 lbs.

BOX SIZE : 15"L x 8"W x 5"H

PACKAGE TYPE : BOXED

630523

Inlet A : 3 BOLT WELDED

Outlet A : 2 BOLT WELDED



<----- 14 1/2" O.A.L. ----->

WEIGHT : 6 lbs.

BOX SIZE : 19"L x 9"W x 5"H

PACKAGE TYPE : BOXED

630524

Inlet A : 3 BOLT WELDED

Outlet A : 2.325" OD



<----- 19 1/4" O.A.L. ----->

WEIGHT : 7 lbs.


BOX SIZE : 24"L x 8"W x 5"H

PACKAGE TYPE : BOXED

630527

Inlet A : 2 3/4" OD

Outlet A : 2 BOLT WELDED



<----- 95 1/2" O.A.L. ----->

WEIGHT : 20 lbs.

BOX SIZE : 75"L x 10"W x 5"H

CATALYST : 2

PACKAGE TYPE : BOXED

630529

Inlet A : 3 BOLT WELDED

Outlet A : 3 BOLT WELDED



<----- 17" O.A.L. ----->

WEIGHT : 8 lbs.

BOX SIZE : 19"L x 9"W x 5"H

PACKAGE TYPE : BOXED

630535

Inlet A : 2 BOLT WELDED

Outlet A : 3 BOLT WELDED



<----- 16" O.A.L. ----->

WEIGHT : 7 lbs.

BOX SIZE : 19"L x 9"W x 5"H

PACKAGE TYPE : BOXED

630538

Inlet A : 3 BOLT SPIN TYPE

Outlet A : 2.25" OD



<----- 52" O.A.L. ----->

WEIGHT : 16 lbs.

BOX SIZE : 44"L x 26"W x 12"H

PACKAGE TYPE : BOXED

630539

Inlet A : 4 BOLT WELDED

Outlet A : 2" ID



<----- 40"O.A.L. ----->

WEIGHT : 13 lbs.

BOX SIZE : 42"L x 10"W x 7"H

PACKAGE TYPE : BOXED

630542

Inlet A : 2 BOLT SPIN TYPE

Outlet A : 2 BOLT SPIN TYPE



<----- 17.25"O.A.L. ----->

WEIGHT : 8 lbs.

BOX SIZE : 19"L x 9"W x 5"H

PACKAGE TYPE : BOXED

630545

Inlet A : 2 BOLT SPIN TYPE

Outlet A : 3 BOLT WELDED



<----- 18"O.A.L. ----->

WEIGHT : 9 lbs.

BOX SIZE : 19"L x 9"W x 5"H

PACKAGE TYPE : BOXED

630548

Inlet A : 2 BOLT SPIN TYPE

Outlet A : 2 BOLT WELDED



<----- 35.75"O.A.L. ----->

WEIGHT : 13 lbs.

BOX SIZE : 36"L x 11"W x 7"H

PACKAGE TYPE : BOXED

630549

Inlet A : 3 BOLT WELDED

Outlet A : 3 BOLT WELDED



<----- 17"O.A.L. ----->

WEIGHT : 8 lbs.


BOX SIZE : 19"L x 9"W x 5"H

PACKAGE TYPE : BOXED

630551

Inlet A : 3 BOLT WELDED

Outlet A : 2 BOLT WELDED



<----- 32"O.A.L. ----->

WEIGHT : 16 lbs.

BOX SIZE : 36"L x 11"W x 7"H

PACKAGE TYPE : BOXED

630552

Inlet A : 3 BOLT WELDED

Outlet A : 3 BOLT WELDED



<----- 13 3/4" O.A.L. ----->

WEIGHT : 7 lbs.

BOX SIZE : 15"L x 8"W x 5"H

PACKAGE TYPE : BOXED

630554

Inlet A : 2 BOLT WELDED

Outlet A : 3 BOLT WELDED



<----- 16.50" O.A.L. ----->

WEIGHT : 7 lbs.


BOX SIZE : 19"L x 9"W x 5"H

PACKAGE TYPE : BOXED

630555

Inlet A : 4 BOLT WELDED

Outlet A : 55mm



<----- 42" O.A.L. ----->

WEIGHT : 12 lbs.

BOX SIZE : 42"L x 10"W x 7"H

PACKAGE TYPE : BOXED

630559

Inlet A : 3 BOLT WELDED

Inlet B : 3 BOLT WELDED

Outlet A : 2 BOLT SPIN TYPE



<----- 79 1/4" O.A.L. ----->

WEIGHT : 20 lbs.

BOX SIZE : 80"L x 16"W x 11"H

PACKAGE TYPE : UNBOXED

630560

Inlet A : 4 BOLT WELDED

Outlet A : 2 BOLT WELDED



<----- 50" O.A.L. ----->

WEIGHT : 15 lbs.

BOX SIZE : 50"L x 19"W x 12"H

PACKAGE TYPE : UNBOXED

630563

Inlet A : 5 BOLT WELDED

Outlet A : 2 BOLT WELDED



<----- 12" O.A.L. ----->

WEIGHT : 8 lbs.

BOX SIZE : 7"L x 14"W x 12"H

PACKAGE TYPE : BOXED

630564

Inlet A : 2 BOLT SPIN TYPE

Outlet A : 2 BOLT SPIN TYPE



<----- 61 1/2" O.A.L. ----->

WEIGHT : 16 lbs.

BOX SIZE : 62"L x 7"W x 12"H

PACKAGE TYPE : UNBOXED

630565

Inlet A : 2 BOLT SPIN TYPE

Outlet A : 2.165" OD



<----- 64 3/4" O.A.L. ----->

WEIGHT : 15 lbs.

BOX SIZE : 65"L x 8"W x 13"H

PACKAGE TYPE : UNBOXED

630568

Inlet A : 3 BOLT WELDED

Outlet A : 1.80" OD

Inlet B : 3 BOLT WELDED

Outlet B : 2 BOLT SPIN TYPE



<----- 79.25" O.A.L. ----->

WEIGHT : 27 lbs.

BOX SIZE : 79"L x 19"W x 10"H

PACKAGE TYPE : UNBOXED

630569

Inlet A : 2 BOLT SPIN TYPE

Outlet A : 2 BOLT WELDED



<----- 16.25" O.A.L. ----->

WEIGHT : 7 lbs.


BOX SIZE : 32"L x 21"W x 17"H

PACKAGE TYPE : BOXED

630570

Inlet A : 3 BOLT WELDED

Outlet A : 2.325" OD



<----- 46" O.A.L. ----->

WEIGHT : 16 lbs.

BOX SIZE : 45"L x 15"W x 11"H

PACKAGE TYPE : BOXED

630571

Inlet A : 2 BOLT WELDED

Outlet A : 2-1/2" FLARE



<----- 76 3/4" O.A.L. ----->

WEIGHT : 20 lbs.


BOX SIZE : 44"L x 16"W x 12"H

PACKAGE TYPE : BOXED

630572

Inlet A : 4 BOLT WELDED

Outlet A : 2 BOLT WELDED



<----- 41 1/4" O.A.L. ----->

WEIGHT : 23 lbs.

BOX SIZE : 45"L x 15"W x 11"H

PACKAGE TYPE : BOXED

630574

Inlet A : 3 BOLT WELDED

Outlet A : 2 BOLT WELDED



<----- 43" O.A.L. ----->

WEIGHT : 14 lbs.

BOX SIZE : 45"L x 15"W x 11"H

PACKAGE TYPE : BOXED

630575

Inlet A : 9 BOLT WELDED

Outlet A : 2 BOLT WELDED



WEIGHT : 18 lbs.

BOX SIZE : 10"L x 18"W x 14"H

PACKAGE TYPE : BOXED

630576

Inlet A : 9 BOLT WELDED

Outlet A : 2 BOLT WELDED



<----- 20" O.A.L. ----->

WEIGHT : 22 lbs.

BOX SIZE : 10"L x 18"W x 14"H

CATALYST : 2

PACKAGE TYPE : BOXED

630578

Inlet A : 2 BOLT WELDED

Outlet A : 2 BOLT WELDED



<----- 84.50" O.A.L. ----->

WEIGHT : 18 lbs.

BOX SIZE : 75"L x 10"W x 5"H

PACKAGE TYPE : BOXED

630579

Inlet A : 3 BOLT WELDED

Outlet A : 2.25" OD



<----- 19.50" O.A.L. ----->

WEIGHT : 7 lbs.

BOX SIZE : 24"L x 8"W x 5"H

PACKAGE TYPE : BOXED

630580

Inlet A : 6 BOLT MANIFOLD

Outlet A : 2 BOLT WELDED



WEIGHT : 25 lbs.

BOX SIZE : 22"L x 19"W x 9"H

CATALYST : 2

PACKAGE TYPE : BOXED

630581

Inlet A : 2 BOLT WELDED

Outlet A : 1.68" OD



<----- 79"O.A.L. ----->

WEIGHT : 18 lbs.

BOX SIZE : 75"L x 10"W x 5"H

PACKAGE TYPE : BOXED

630582

Inlet A : 3 BOLT WELDED

Outlet A : 2 BOLT WELDED



<----- 36.50"O.A.L. ----->

WEIGHT : 13 lbs.

BOX SIZE : 36"L x 11"W x 7"H

PACKAGE TYPE : BOXED

630583

Inlet A : 4 BOLT WELDED

Outlet A : 2 BOLT WELDED



<----- 37"O.A.L. ----->

WEIGHT : 16 lbs.

BOX SIZE : 46"L x 16"W x 16"H

PACKAGE TYPE : BOXED

630584

Inlet A : 3 BOLT WELDED

Outlet A : 1 5/16"



<----- 50.25"O.A.L. ----->

WEIGHT : 12 lbs.

BOX SIZE : 75"L x 10"W x 5"H

PACKAGE TYPE : BOXED

630585

Inlet A : 3 BOLT WELDED

Outlet A : 1 5/16" OD 1.50" DEPTH



<----- 48.25"O.A.L. ----->

WEIGHT : 11 lbs.

BOX SIZE : 75"L x 10"W x 45"H

PACKAGE TYPE : BOXED

630588

Inlet A : 2 BOLT WELDED

Outlet A : 3 BOLT WELDED



<----- 17 1/4"O.A.L. ----->

WEIGHT : 7 lbs.

BOX SIZE : 19"L x 9"W x 5"H

PACKAGE TYPE : BOXED

630591

Inlet A : 3 BOLT WELDED

Outlet A : 3 BOLT SPIN TYPE



<----- 41"O.A.L. ----->

WEIGHT : 15 lbs.

BOX SIZE : 45"L x 15"W x 11"H

PACKAGE TYPE : BOXED

630593

Inlet A : 3 BOLT SPIN TYPE

Outlet A : 2.75" OD



<----- 30" O.A.L. ----->

WEIGHT : 11 lbs.

BOX SIZE : 36"L x 11"W x 7"H

PACKAGE TYPE : BOXED

630594

Inlet A : 3 BOLT WELDED

Outlet A : 6 BOLT SPIN TYPE



<----- 29 1/2" O.A.L. ----->

WEIGHT : 12 lbs.

BOX SIZE : 36"L x 12"W x 7"H

PACKAGE TYPE : BOXED

630595

Inlet A : 3 BOLT WELDED

Outlet A : 6 BOLT SPIN TYPE



<----- 26" O.A.L. ----->

WEIGHT : 10 lbs.

BOX SIZE : 36"L x 12"W x 7"H

PACKAGE TYPE : BOXED

630596

Inlet A : 3 BOLT WELDED

Outlet A : 3 BOLT WELDED



<----- 20" O.A.L. ----->

WEIGHT : 8 lbs.

BOX SIZE : 24"L x 8"W x 5"H

PACKAGE TYPE : BOXED

630597

Inlet A : 2 BOLT SPIN TYPE

Outlet A : 2" ID



<----- 56" O.A.L. ----->

WEIGHT : 17 lbs.


BOX SIZE : 75"L x 10"W x 5"H

PACKAGE TYPE : BOXED

630598

Inlet A : 2 BOLT WELDED

Outlet A : 3 BOLT WELDED



<----- 39 1/2" O.A.L. ----->

WEIGHT : 13 lbs.

BOX SIZE : 42"L x 10"W x 7"H

PACKAGE TYPE : BOXED

630601

Inlet A : 2" ID

Outlet A : 4 BOLT WELDED



<----- 31.50"O.A.L. ----->

WEIGHT : 10 lbs.

BOX SIZE : 36"L x 11"W x 7"H

PACKAGE TYPE : BOXED

630602

Inlet A : 4 BOLT WELDED

Outlet A : 3 BOLT SPIN TYPE



<----- 40"O.A.L. ----->

WEIGHT : 12 lbs.

BOX SIZE : 42"L x 10"W x 7"H

PACKAGE TYPE : BOXED

630603

Inlet A : 2 BOLT WELDED

Outlet A : 2 BOLT WELDED



<----- 50"O.A.L. ----->

WEIGHT : 14 lbs.

BOX SIZE : 75"L x 10"W x 5"H

PACKAGE TYPE : BOXED

630604

Inlet A : 3 BOLT WELDED

Outlet A : 3 BOLT WELDED



<----- 27.50"O.A.L. ----->

WEIGHT : 9 lbs.

BOX SIZE : 30"L x 8"W x 6"H

PACKAGE TYPE : BOXED

630605

Inlet A : 2 BOLT WELDED

Outlet A : 2.25" OD



<----- 23"O.A.L. ----->

WEIGHT : 11 lbs.

BOX SIZE : 24"L x 8"W x 5"H

PACKAGE TYPE : BOXED

630606

Inlet A : 3 BOLT WELDED

Outlet A : 3 BOLT WELDED



<----- 24"O.A.L. ----->

WEIGHT : 10 lbs.

BOX SIZE : 30"L x 8"W x 6"H

PACKAGE TYPE : BOXED

630607

Inlet A : 4 BOLT WELDED

Outlet A : 3 BOLT WELDED



<----- 39.50"O.A.L. ----->

WEIGHT : 11 lbs.

BOX SIZE : 42"L x 10"W x 7"H

PACKAGE TYPE : BOXED

630610

Inlet A : 2 BOLT WELDED

Outlet A : 3 BOLT WELDED



<----- 40"O.A.L. ----->

WEIGHT : 12 lbs.

BOX SIZE : 42"L x 10"W x 7"H

PACKAGE TYPE : BOXED

630608

Inlet A : 2 BOLT SPIN TYPE

Outlet A : 4 BOLT WELDED



<----- 46"O.A.L. ----->

WEIGHT : 12 lbs.

BOX SIZE : 75"L x 10"W x 5"H

PACKAGE TYPE : BOXED

630611

Inlet A : 2 BOLT SPIN TYPE

Outlet A : 3 BOLT SPIN TYPE



<----- 40"O.A.L. ----->

WEIGHT : 11 lbs.

BOX SIZE : 42"L x 10"W x 7"H

PACKAGE TYPE : BOXED

630609

Inlet A : 4 BOLT WELDED

Outlet A : 2.50" OD



<----- 26"O.A.L. ----->

WEIGHT : 11 lbs.

BOX SIZE : 30"L x 8"W x 6"H

PACKAGE TYPE : BOXED

630612

Inlet A : 2 BOLT WELDED

Outlet A : 4 BOLT WELDED



<----- 46 1/2"O.A.L. ----->

WEIGHT : 12 lbs.

BOX SIZE : 44"L x 26"W x 12"H

PACKAGE TYPE : BOXED

630615

Inlet A : 2 BOLT SPIN TYPE

Outlet A : 4 BOLT WELDED



<----- 44"O.A.L. ----->

WEIGHT : 15 lbs.

BOX SIZE : 75"L x 10"W x 5"H

PACKAGE TYPE : BOXED

630616

Inlet A : 2 BOLT SPIN TYPE

Outlet A : 2.50" OD



<----- 40"O.A.L. ----->

WEIGHT : 13 lbs.

BOX SIZE : 42"L x 10"W x 7"H

PACKAGE TYPE : BOXED

630618

Inlet A : 2 BOLT WELDED

Outlet A : 4 BOLT WELDED



<----- 47"O.A.L. ----->

WEIGHT : 15 lbs.

BOX SIZE : 75"L x 10"W x 5"H

PACKAGE TYPE : BOXED

630619

Inlet A : 3 BOLT WELDED

Outlet A : 3 BOLT WELDED



<----- 21.50"O.A.L. ----->

WEIGHT : 12 lbs.

BOX SIZE : 36"L x 11"W x 7"H

PACKAGE TYPE : BOXED

630621

Inlet A : 3 BOLT WELDED

Outlet A : 2.50" ID



<----- 51"O.A.L. ----->

WEIGHT : 21 lbs.

BOX SIZE : 51"L x 15"W x 13"H

PACKAGE TYPE : UNBOXED

630622

Inlet A : 3 BOLT SPIN TYPE

Outlet A : 2 BOLT WELDED

Inlet B : 3 BOLT SPIN TYPE

Outlet B : 2 BOLT WELDED



<----- 80.50"O.A.L. ----->

WEIGHT : 35 lbs.

BOX SIZE : 44"L x 26"W x 12"H

PACKAGE TYPE : BOXED

630624

Inlet A : 3 BOLT WELDED

Outlet A : 2 BOLT SPIN TYPE



<----- 20.50" O.A.L. ----->

WEIGHT : 10 lbs.

BOX SIZE : 30"L x 8"W x 6"H

PACKAGE TYPE : BOXED

630627

Inlet A : 3 BOLT WELDED

Outlet A : 3 BOLT WELDED



<----- 42" O.A.L. ----->

WEIGHT : 11 lbs.

BOX SIZE : 42"L x 10"W x 7"H

PACKAGE TYPE : BOXED

630625

Inlet A : 2 BOLT WELDED

Outlet A : 2 BOLT WELDED



<----- 37" O.A.L. ----->

WEIGHT : 15 lbs.


BOX SIZE : 42"L x 10"W x 7"H

PACKAGE TYPE : BOXED

630628

Inlet A : 3 BOLT WELDED

Outlet A : 3 BOLT SPIN TYPE



<----- 43" O.A.L. ----->

WEIGHT : 16 lbs.

BOX SIZE : 45"L x 15"W x 11"H

PACKAGE TYPE : BOXED

630626

Inlet A : 2 BOLT WELDED

Outlet A : 2 BOLT WELDED



<----- 40" O.A.L. ----->

WEIGHT : 15 lbs.

BOX SIZE : 42"L x 10"W x 7"H

PACKAGE TYPE : BOXED

630629

Inlet A : 2 BOLT SPIN TYPE

Outlet A : 2.50" OD



<----- 38" O.A.L. ----->

WEIGHT : 13 lbs.


BOX SIZE : 42"L x 10"W x 7"H

PACKAGE TYPE : BOXED

630630

Inlet A : 2 BOLT SPIN TYPE

Outlet A : 4 BOLT WELDED



<----- 48" O.A.L. ----->

WEIGHT : 15 lbs.

BOX SIZE : 75"L x 10"W x 5"H

PACKAGE TYPE : BOXED

630631

Inlet A : 2 BOLT WELDED

Outlet A : 3 BOLT WELDED



<----- 40" O.A.L. ----->

WEIGHT : 14 lbs.

BOX SIZE : 42"L x 10"W x 7"H

PACKAGE TYPE : BOXED

630633



WEIGHT : N/A

BOX SIZE : L x W x H

630634

Inlet A : 3 BOLT WELDED

Outlet A : 3 BOLT WELDED



<----- 38.50" O.A.L. ----->

WEIGHT : 13 lbs.

BOX SIZE : 42"L x 10"W x 7"H

PACKAGE TYPE : BOXED

630635

Inlet A : 4 BOLT WELDED

Outlet A : 2.50" OD



<----- 25" O.A.L. ----->

WEIGHT : 10 lbs.

BOX SIZE : 30"L x 8"W x 6"H


PACKAGE TYPE : BOXED

630639

Inlet A : 2 BOLT SPIN TYPE

Outlet A : 2.25" OD

Inlet B : 2 BOLT SPIN TYPE



<----- 51" O.A.L. ----->

WEIGHT : 19 lbs.

BOX SIZE : 51"L x 26"W x 10"H

PACKAGE TYPE : UNBOXED

630641

Inlet A : 3 BOLT SPIN TYPE
Inlet B : 3 BOLT SPIN TYPE

Outlet A : 2 BOLT WELDED
Outlet B : 2 BOLT WELDED



<----- 81 1/2" O.A.L. ----->

WEIGHT : 40 lbs.
BOX SIZE : 44"L x 26"W x 12"H **PACKAGE TYPE : BOXED**

630642

Inlet A : 4 BOLT WELDED

Outlet A : 2.875" OD



<----- 19" O.A.L. ----->

WEIGHT : 11 lbs.
BOX SIZE : 24"L x 8"W x 5"H **PACKAGE TYPE : BOXED**

630643

Inlet A : 3 BOLT WELDED

Outlet A : 3 BOLT WELDED



<----- 42" O.A.L. ----->

WEIGHT : 14 lbs.
BOX SIZE : 45"L x 15"W x 11"H **PACKAGE TYPE : BOXED**

630645

Inlet A : 3 BOLT WELDED

Outlet A : 3 BOLT WELDED



<----- 46" O.A.L. ----->

WEIGHT : 13 lbs.
BOX SIZE : 43"L x 21"W x 11"H **PACKAGE TYPE : BOXED**

630646

Inlet A : 4 BOLT WELDED

Outlet A : 2.5070 ID



<----- 16" O.A.L. ----->

WEIGHT : 8 lbs.
BOX SIZE : 19"L x 9"W x 5"H **PACKAGE TYPE : BOXED**

630650

Inlet A : 4 BOLT WELDED

Outlet A : 2.50" OD



<----- 17" O.A.L. ----->

WEIGHT : 8 lbs.
BOX SIZE : 24"L x 8"W x 5"H **PACKAGE TYPE : BOXED**

630712

Inlet A : 8 BOLT WELDED

Outlet A : 3 BOLT WELDED



<----- 18" O.A.L. ----->

WEIGHT : 12 lbs.
BOX SIZE : 10"L x 18"W x 14"H **PACKAGE TYPE : BOXED**

630715

Inlet A : 8 BOLT WELDED

Outlet A : 2 BOLT WELDED



WEIGHT : 24 lbs.
BOX SIZE : 36"L x 11"W x 7"H

CATALYST : 2
PACKAGE TYPE : BOXED

630717

Inlet A : 8 BOLT

Outlet A : 2 BOLT



WEIGHT : 24 lbs.
BOX SIZE : 36"L x 11"W x 7"H

CATALYST : 2
PACKAGE TYPE : BOXED

640001

Inlet A : 2.00"

Outlet A : 2.00"



<----- 16"O.A.L. ----->

WEIGHT : N/A
BOX SIZE : 19"L x 9"W x 4.5"H

PACKAGE TYPE : BOXED

640003

Inlet A : 2.50"

Outlet A : 2.50"



<----- 16"O.A.L. ----->

WEIGHT : N/A
BOX SIZE : 19"L x 9"W x 4.5"H

PACKAGE TYPE : Boxed

640004

Inlet A : 3.00"

Outlet A : 3.00"



<----- 16"O.A.L. ----->

WEIGHT : N/A
BOX SIZE : 19"L x 9"W x 4.5"H

PACKAGE TYPE : Boxed

640005

Inlet A : 2.25"

Outlet A : 2.25"



<----- 16"O.A.L. ----->

WEIGHT : N/A
BOX SIZE : 19"L x 9"W x 4.5"H

PACKAGE TYPE : Boxed

640006

Inlet A : 2.50"

Outlet A : 2.50"



<----- 16" O.A.L. ----->

WEIGHT : N/A

BOX SIZE : 19"L x 9"W x 4.5"H

PACKAGE TYPE : Boxed

640009

Inlet A : 2.50"

Outlet A : 2.50"



<----- 16" O.A.L. ----->

WEIGHT : N/A

BOX SIZE : 19"L x 9"W x 4.5"H

PACKAGE TYPE : Boxed

640007

Inlet A : 2.50"

Outlet A : 2x2"



<----- 16" O.A.L. ----->

WEIGHT : N/A

BOX SIZE : 19"L x 9"W x 4.5"H

PACKAGE TYPE : Boxed

640010

Inlet A : 2.00"

Outlet A : 2.00"



<----- 16" O.A.L. ----->

WEIGHT : N/A

BOX SIZE : 19"L x 9"W x 4.5"H

PACKAGE TYPE : Boxed

640008

Inlet A : 2.50"

Outlet A : 2.50"



<----- 16" O.A.L. ----->

WEIGHT : N/A

BOX SIZE : 19"L x 9"W x 4.5"H

PACKAGE TYPE : Boxed

640011

Inlet A : 2.25"

Outlet A : 2.25"



<----- 16" O.A.L. ----->

WEIGHT : N/A

BOX SIZE : 19"L x 9"W x 4.5"H

PACKAGE TYPE : Boxed

640012

Inlet A : 2.50"

Outlet A : 2.50"



<----- 16"O.A.L. ----->

WEIGHT : N/A

BOX SIZE : 19"L x 9"W x 4.5"H

PACKAGE TYPE : Boxed

640015

Inlet A : 2.25"

Outlet A : 2.25"



<----- 16"O.A.L. ----->

WEIGHT : N/A

BOX SIZE : 19"L x 9"W x 4.5"H

PACKAGE TYPE : Boxed

640013

Inlet A : 3.00"

Outlet A : 3.00"



<----- 16"O.A.L. ----->

WEIGHT : N/A

BOX SIZE : 19"L x 9"W x 4.5"H

PACKAGE TYPE : Boxed

640016

Inlet A : 2.50"

Outlet A : 2.50"



<----- 16"O.A.L. ----->

WEIGHT : N/A

BOX SIZE : 19"L x 9"W x 4.5"H

PACKAGE TYPE : Boxed

640014

Inlet A : 2.00"

Outlet A : 2.00"



<----- 16"O.A.L. ----->

WEIGHT : N/A

BOX SIZE : 19"L x 9"W x 4.5"H

PACKAGE TYPE : Boxed

640019

Inlet A : 2.25"

Outlet A : 2.25"



<----- 16"O.A.L. ----->

WEIGHT : N/A

BOX SIZE : 19"L x 9"W x 4.5"H

PACKAGE TYPE : Boxed

640020

Inlet A : 2.50"

Outlet A : 2.50"



<----- 16" O.A.L. ----->

WEIGHT : N/A

BOX SIZE : 19"L x 9"W x 4.5"H

PACKAGE TYPE : Boxed

640021

Inlet A : 3.00"

Outlet A : 3.00"



<----- 28" O.A.L. ----->

WEIGHT : N/A

BOX SIZE : 34"L x 8.75"W x 8.5"H

PACKAGE TYPE : Boxed

640024

Inlet A : 3.00"

Outlet A : 3.00"



<----- 16" O.A.L. ----->

WEIGHT : N/A

BOX SIZE : 19"L x 9"W x 4.5"H

PACKAGE TYPE : Boxed

640501

Inlet A : 2.50" ID

Outlet A : 2.325" OD



<----- 21.75" O.A.L. ----->

WEIGHT : 8 lbs.

BOX SIZE : 24"L x 8"W x 5"H

PACKAGE TYPE : BOXED

640502

Inlet A : 2.50" ID

Outlet A : 2.50" OD



<----- 25" O.A.L. ----->

WEIGHT : 12 lbs.

BOX SIZE : 30"L x 8"W x 6"H

PACKAGE TYPE : BOXED

640503

Inlet A : 2 BOLT SPIN TYPE

Outlet A : 2.50" OD

Inlet B : 2 BOLT SPIN TYPE



<----- 48" O.A.L. ----->

WEIGHT : 18 lbs.

BOX SIZE : 48"L x 27"W x 16"H

PACKAGE TYPE : UNBOXED

640504

**Inlet A : 2 BOLT SPIN TYPE
Inlet B : 2 BOLT SPIN TYPE**

Outlet A : 2.50" OD



<----- 58"O.A.L. ----->

WEIGHT : 18 lbs.

BOX SIZE : 49"L x 29"W x 16"H

PACKAGE TYPE : UNBOXED

640505

**Inlet A : 2 BOLT SPIN TYPE
Inlet B : 2 BOLT SPIN TYPE**

Outlet A : 2.50" OD



<----- 47"O.A.L. ----->

WEIGHT : 18 lbs.

BOX SIZE : 47"L x 29"W x 15"H

PACKAGE TYPE : UNBOXED

640506

Inlet A : 4 BOLT WELDED

Outlet A : 2.25" OD



<----- 70"O.A.L. ----->

WEIGHT : 16 lbs.

BOX SIZE : 70"L x 12"W x 6"H

PACKAGE TYPE : UNBOXED

640507

Inlet A : 2.50" ID

Outlet A : 2.50" OD



<----- 59"O.A.L. ----->

WEIGHT : 18 lbs.

BOX SIZE : 75"L x 10"W x 5"H

PACKAGE TYPE : BOXED

640508

**Inlet A : 2 BOLT SPIN TYPE
Inlet B : 2 BOLT SPIN TYPE**

Outlet A : 2.50" OD



<----- 56"O.A.L. ----->

WEIGHT : 25 lbs.

BOX SIZE : 75"L x 10"W x 5"H

PACKAGE TYPE : BOXED

640509

Inlet A : 2.25" OD

Outlet A : 2.25" OD



<----- 23"O.A.L. ----->

WEIGHT : 13 lbs.

BOX SIZE : 30"L x 8"W x 6"H

PACKAGE TYPE : BOXED

640510

Inlet A : 2.50" ID

Outlet A : 2.25" OD



<----- 72"O.A.L. ----->

WEIGHT : 17 lbs.

BOX SIZE : 72"L x 7"W x 6"H

PACKAGE TYPE : UNBOXED

640511

Inlet A : 2.50" ID

Outlet A : 2.50" OD



<----- 60" O.A.L. ----->

WEIGHT : 17 lbs.

BOX SIZE : 75"L x 10"W x 5"H

PACKAGE TYPE : BOXED

640517

Inlet A : 4 BOLT WELDED

Outlet A : 2.25" OD



<----- 73" O.A.L. ----->

WEIGHT : 17 lbs.

BOX SIZE : 42"L x 10"W x 7"H

PACKAGE TYPE : BOXED

640513

Inlet A : 2 BOLT SPIN TYPE

Outlet A : 2.50" OD



<----- 48" O.A.L. ----->

WEIGHT : 20 lbs.

BOX SIZE : 44"L x 26"W x 12"H

PACKAGE TYPE : BOXED

640518

Inlet A : 2 BOLT SPIN TYPE

Outlet A : 2.50" OD

Inlet B : 2 BOLT SPIN TYPE



<----- 54" O.A.L. ----->

WEIGHT : 20 lbs.

BOX SIZE : 50"L x 28"W x 15"H

PACKAGE TYPE : UNBOXED

640514

Inlet A : 2.50" ID

Outlet A : 2.50" OD



<----- 60" O.A.L. ----->

WEIGHT : 16 lbs.

BOX SIZE : 75"L x 10"W x 5"H

PACKAGE TYPE : BOXED

640521

Inlet A : 2 BOLT SPIN TYPE

Outlet A : 2.50" OD

Inlet B : 2 BOLT SPIN TYPE



<----- 51" O.A.L. ----->

WEIGHT : 23 lbs.

BOX SIZE : 32"L x 21"W x 17"H

PACKAGE TYPE : BOXED

640516

Inlet A : 4 BOLT WELDED

Outlet A : 2.50" OD



<----- 73" O.A.L. ----->

WEIGHT : 17 lbs.

BOX SIZE : 73"L x 12"W x 7"H

PACKAGE TYPE : UNBOXED

640524

Inlet A : 2 BOLT SPIN TYPE

Outlet A : 2 BOLT WELDED



<----- 29.50"O.A.L. ----->

WEIGHT : 11 lbs.

BOX SIZE : 36"L x 11"W x 7"H

PACKAGE TYPE : BOXED

640525

Inlet A : 2 BOLT SPIN TYPE

Outlet A : 2 BOLT WELDED

Inlet B : 3 BOLT SPIN TYPE



<----- 44"O.A.L. ----->

WEIGHT : 23 lbs.

BOX SIZE : 45"L x 15"W x 11"H

PACKAGE TYPE : BOXED

640531

Inlet A : 3 BOLT WELDED

Outlet A : 3 BOLT WELDED



<----- 17"O.A.L. ----->

WEIGHT : 8 lbs.


BOX SIZE : 19"L x 9"W x 5"H

PACKAGE TYPE : BOXED

640532

Inlet A : 3 BOLT WELDED

Outlet A : 2 BOLT WELDED



<----- 32"O.A.L. ----->

WEIGHT : 16 lbs.

BOX SIZE : 36"L x 11"W x 7"H

PACKAGE TYPE : BOXED

640541

Inlet A : 3 BOLT WELDED

Outlet A : 3 BOLT WELDED



<----- 27 1/2"O.A.L. ----->

WEIGHT : 12 lbs.

BOX SIZE : 36"L x 11"W x 7"H

PACKAGE TYPE : BOXED

640542

Inlet A : 3 BOLT SPIN TYPE

Outlet A : 3 BOLT WELDED

Inlet B : 3 BOLT WELDED



<----- 44"O.A.L. ----->

WEIGHT : 24 lbs.

BOX SIZE : 44"L x 32"W x 16"H

PACKAGE TYPE : UNBOXED

640544

Inlet A : 3 BOLT SPIN TYPE
Inlet B : 3 BOLT SPIN TYPE

Outlet A : 3 BOLT WELDED



<----- 61"O.A.L. ----->

WEIGHT : 21 lbs.

BOX SIZE : 61"L x 30"W x 13"H

PACKAGE TYPE : UNBOXED

640547

Inlet A : 3 BOLT SPIN TYPE

Outlet A : 2 BOLT WELDED



<----- 37"O.A.L. ----->

WEIGHT : 17 lbs.

BOX SIZE : 43"L x 21"W x 11"H

PACKAGE TYPE : UNBOXED

640545

Inlet A : 2 BOLT WELDED

Outlet A : 4 BOLT WELDED



<----- 67"O.A.L. ----->

WEIGHT : 14 lbs.

BOX SIZE : 67"L x 14"W x 11"H

PACKAGE TYPE : UNBOXED

640548

Inlet A : 3 BOLT SPIN TYPE

Outlet A : 3 BOLT WELDED



<----- 48"O.A.L. ----->

WEIGHT : 19 lbs.

BOX SIZE : 48"L x 28"W x 13"H

PACKAGE TYPE : UNBOXED

640546

Inlet A : 3 BOLT WELDED

Outlet A : 3 BOLT WELDED



<----- 25"O.A.L. ----->

WEIGHT : 14 lbs.

BOX SIZE : 30"L x 8"W x 6"H

PACKAGE TYPE : BOXED

640549

Inlet A : 3 BOLT SPIN TYPE

Outlet A : 3 BOLT WELDED



<----- 51"O.A.L. ----->

WEIGHT : 27 lbs.

BOX SIZE : 41"L x 34"W x 14"H

PACKAGE TYPE : UNBOXED

640550

Inlet A : 3" ID

Outlet A : 3" OD



<----- 26.50" O.A.L. ----->

WEIGHT : 12 lbs.

BOX SIZE : 30"L x 8"W x 6"H

PACKAGE TYPE : BOXED

640552

Inlet A : 3 BOLT WELDED

Outlet A : 3 BOLT WELDED



<----- 21.50" O.A.L. ----->

WEIGHT : 12 lbs.

BOX SIZE : 36"L x 11"W x 7"H

PACKAGE TYPE : BOXED

640554

Inlet A : 3 BOLT SPIN TYPE

Outlet A : 3" OD



<----- 60" O.A.L. ----->

WEIGHT : 17 lbs.

BOX SIZE : 75"L x 10"W x 5"H

PACKAGE TYPE : BOXED

640555

Inlet A : 3 BOLT SPIN TYPE

Outlet A : 3 BOLT WELDED



<----- 66 1/2" O.A.L. ----->

WEIGHT : 20 lbs.


BOX SIZE : 61"L x 29"W x 12"H

PACKAGE TYPE : UNBOXED

640556

Inlet A : 3 BOLT WELDED

Outlet A : 3 BOLT WELDED



<----- 31.50" O.A.L. ----->

WEIGHT : 12 lbs.

BOX SIZE : 36"L x 11"W x 7"H

PACKAGE TYPE : BOXED

640557

Inlet A : 3 BOLT SPIN TYPE

Outlet A : 3 BOLT WELDED



<----- 62" O.A.L. ----->

WEIGHT : 25 lbs.

BOX SIZE : 62"L x 31"W x 14"H

PACKAGE TYPE : UNBOXED

640558

Inlet A : 3 BOLT WELDED

Outlet A : 3 BOLT WELDED



<----- 20.25" O.A.L. ----->

WEIGHT : 10 lbs.

BOX SIZE : 30"L x 8"W x 6"H

PACKAGE TYPE : BOXED

640561

**Inlet A : 3 BOLT SPIN TYPE
Inlet B : 3 BOLT WELDED**

Outlet A : 2 BOLT WELDED



<----- 61"O.A.L. ----->

WEIGHT : 23 lbs.

BOX SIZE : 44"L x 26"W x 12"H

PACKAGE TYPE : BOXED

640565

**Inlet A : 3 BOLT SPIN TYPE
Inlet B : 3 BOLT WELDED**

Outlet A : 2 BOLT WELDED



<----- 46"O.A.L. ----->

WEIGHT : 32 lbs.

BOX SIZE : 45"L x 15"W x 11"H

PACKAGE TYPE : BOXED

640562

Inlet A : 2 BOLT WELDED

Outlet A : 2 BOLT WELDED



<----- 57"O.A.L. ----->

WEIGHT : 17 lbs.


BOX SIZE : 45"L x 15"W x 11"H

PACKAGE TYPE : BOXED

640566

Inlet A : 3 BOLT WELDED

**Outlet A : 2.50" OD
Outlet B : 2.75" OD**



<----- 33"O.A.L. ----->

WEIGHT : 20 lbs.

BOX SIZE : 36"L x 11"W x 7"H

PACKAGE TYPE : BOXED

640564

Inlet A : 3 BOLT SPIN TYPE

Outlet A : 2 BOLT WELDED



<----- 50"O.A.L. ----->

WEIGHT : 18 lbs.

BOX SIZE : 75"L x 10"W x 5"H

PACKAGE TYPE : BOXED

640567

Inlet A : 3 BOLT WELDED

**Outlet A : 2.50" OD
Outlet B : 2.75" OD**



<----- 42"O.A.L. ----->

WEIGHT : 20 lbs.


BOX SIZE : 44"L x 26"W x 12"H

PACKAGE TYPE : BOXED

640568

Inlet A : 3 BOLT SPIN TYPE
Inlet B : 3 BOLT SPIN TYPE

Outlet A : 2 BOLT WELDED



<----- 70"O.A.L. ----->

WEIGHT : 30 lbs.
BOX SIZE : 45"L x 27"W x 13"H

PACKAGE TYPE : UNBOXED

640571

Inlet A : 3 BOLT WELDED
Inlet B : 3 BOLT SPIN TYPE

Outlet A : 2 BOLT WELDED



<----- 64"O.A.L. ----->

WEIGHT : 31 lbs.
BOX SIZE : 64"L x 32"W x 15"H

PACKAGE TYPE : UNBOXED

640569

Inlet A : 3 BOLT WELDED

Outlet A : 2.50" OD



<----- 46 1/2"O.A.L. ----->

WEIGHT : 21 lbs.
BOX SIZE : 44"L x 26"W x 12"H

PACKAGE TYPE : BOXED

640573

Inlet A : 3 BOLT WELDED

Outlet A : 2.50" OD



<----- 50"O.A.L. ----->

WEIGHT : 18 lbs.
BOX SIZE : 32"L x 21"W x 17"H

PACKAGE TYPE : BOXED

640570

Inlet A : 3 BOLT WELDED

Outlet A : 2 BOLT WELDED



<----- 40"O.A.L. ----->

WEIGHT : 15 lbs.
BOX SIZE : 43"L x 21"W x 11"H

PACKAGE TYPE : BOXED

640574

Inlet A : 3 BOLT WELDED

Outlet A : 2 BOLT WELDED



<----- 40"O.A.L. ----->

WEIGHT : 15 lbs.
BOX SIZE : 45"L x 15"W x 11"H

PACKAGE TYPE : BOXED

640575

Inlet A : 3 BOLT SPIN TYPE

Outlet A : 2.975" OD



<----- 62" O.A.L. ----->

WEIGHT : 24 lbs.

BOX SIZE : 43"L x 21"W x 11"H

PACKAGE TYPE : BOXED

640576

Inlet A : 3 BOLT SPIN TYPE

Outlet A : 3 BOLT WELDED



<----- 63 1/2" O.A.L. ----->

WEIGHT : 21 lbs.

BOX SIZE : 42"L x 10"W x 7"H

PACKAGE TYPE : BOXED

640578

Inlet A : 3 BOLT SPIN TYPE

Outlet A : 2 BOLT WELDED

Inlet B : 3 BOLT SPIN TYPE



<----- 52" O.A.L. ----->

WEIGHT : 26 lbs.

BOX SIZE : 52"L x 28"W x 14"H

PACKAGE TYPE : UNBOXED

640579

Inlet A : 3 BOLT WELDED



<----- 35" O.A.L. ----->

WEIGHT : 22 lbs.

BOX SIZE : 43"L x 21"W x 11"H


PACKAGE TYPE : BOXED

640604

Inlet A : 3 BOLT WELDED

Outlet A : 2.50" ID

Outlet B : 2.50" ID



<----- 35" O.A.L. ----->

WEIGHT : 23 lbs.

BOX SIZE : 36"L x 11"W x 7"H

PACKAGE TYPE : BOXED

650501

Inlet A : 2 BOLT SPIN TYPE

Outlet A : 2.50" OD

Inlet B : 2 BOLT SPIN TYPE



<----- 34" O.A.L. ----->

WEIGHT : 19 lbs.

BOX SIZE : 32"L x 21"W x 17"H

PACKAGE TYPE : BOXED

650502

Inlet A : 2 BOLT SPIN TYPE
Inlet B : 2 BOLT SPIN TYPE

Outlet A : 3 BOLT WELDED



<----- 26" O.A.L. ----->

WEIGHT : 20 lbs.

BOX SIZE : 32"L x 21"W x 17"H

PACKAGE TYPE : BOXED

650507

Inlet A : 2 BOLT SPIN TYPE
Inlet B : 2 BOLT SPIN TYPE

Outlet A : 3 BOLT WELDED



<----- 26" O.A.L. ----->

WEIGHT : 13 lbs.

BOX SIZE : 33"L x 22"W x 10"H

PACKAGE TYPE : BOXED

650503

Inlet A : 2 BOLT SPIN TYPE
Inlet B : 2 BOLT SPIN TYPE

Outlet A : 3 BOLT WELDED



<----- 23" O.A.L. ----->

WEIGHT : 14 lbs.


BOX SIZE : 36"L x 11"W x 7"H

PACKAGE TYPE : BOXED

650508

Inlet A : 3 BOLT WELDED

Outlet A : 2 BOLT WELDED



<----- 19" O.A.L. ----->

WEIGHT : 10 lbs.

BOX SIZE : 36"L x 11"W x 7"H

PACKAGE TYPE : BOXED

650504

Inlet A : 2 BOLT SPIN TYPE
Inlet B : 2 BOLT SPIN TYPE

Outlet A : 2.50" OD



<----- 32" O.A.L. ----->

WEIGHT : 20 lbs.

BOX SIZE : 45"L x 15"W x 11"H

PACKAGE TYPE : BOXED

650509

Inlet A : 3 BOLT WELDED

Outlet A : 2 BOLT WELDED



<----- 41" O.A.L. ----->

WEIGHT : 15 lbs.

BOX SIZE : 42"L x 10"W x 7"H

PACKAGE TYPE : BOXED

650510

Inlet A : 2 BOLT WELDED

Outlet A : 2 BOLT WELDED



<----- 25"O.A.L. ----->

WEIGHT : 9 lbs.

BOX SIZE : 30"L x 8"W x 6"H

PACKAGE TYPE : BOXED

650511

Inlet A : 3 BOLT WELDED

Outlet A : 2 BOLT WELDED



<----- 20.50"O.A.L. ----->

WEIGHT : 8 lbs.

BOX SIZE : 30"L x 8"W x 6"H

PACKAGE TYPE : BOXED

650512

Inlet A : 3 BOLT WELDED

Outlet A : 3 BOLT WELDED



<----- 12 1/2"O.A.L. ----->

WEIGHT : 6 lbs.

BOX SIZE : 15"L x 8"W x 5"H

PACKAGE TYPE : BOXED

650513

Inlet A : 3 BOLT WELDED

Outlet A : 3 BOLT WELDED



<----- 13"O.A.L. ----->

WEIGHT : 6 lbs.


BOX SIZE : 15"L x 8"W x 5"H

PACKAGE TYPE : BOXED

650514

Inlet A : 2 BOLT WELDED

Outlet A : 3 BOLT WELDED



<----- 47"O.A.L. ----->

WEIGHT : 20 lbs.

BOX SIZE : 45"L x 15"W x 11"H

PACKAGE TYPE : BOXED

650515

Inlet A : 3 BOLT WELDED

Outlet A : 2 BOLT WELDED



<----- 26"O.A.L. ----->

WEIGHT : 11 lbs.

BOX SIZE : 36"L x 11"W x 7"H

PACKAGE TYPE : BOXED

650516

Inlet A : 2 BOLT WELDED
Inlet B : 2 BOLT WELDED

Outlet A : 2 BOLT WELDED



<----- 44"O.A.L. ----->

WEIGHT : 19 lbs.

BOX SIZE : 46"L x 16"W x 11"H

PACKAGE TYPE : BOXED

650517

Inlet A : 6 BOLT WELDED

Outlet A : 3 BOLT WELDED



<----- 9.50"O.A.L. ----->

WEIGHT : 5 lbs.

BOX SIZE : 7"L x 14"W x 12"H

PACKAGE TYPE : BOXED

650518

Inlet A : 3 BOLT WELDED

Outlet A : 2 BOLT WELDED



<----- 26"O.A.L. ----->

WEIGHT : 11 lbs.

BOX SIZE : 30"L x 8"W x 6"H

PACKAGE TYPE : BOXED

650519

Inlet A : 6 BOLT WELDED

Outlet A : 3 BOLT WELDED



<----- 9.25"O.A.L. ----->

WEIGHT : 5 lbs.

BOX SIZE : 7"L x 14"W x 12"H

PACKAGE TYPE : BOXED

650520

Inlet A : (3) 2 BOLT WELDED

Outlet A : 3 BOLT WELDED



<----- 20 5/8"O.A.L. ----->

WEIGHT : 9 lbs.

BOX SIZE : 25"L x 8"W x 4"H

PACKAGE TYPE : BOXED

650521



WEIGHT : N/A

BOX SIZE : L x W x H

650527

Inlet A : 2 BOLT SPIN TYPE
Inlet B : 2 BOLT WELDED

Outlet A : 2 BOLT SPIN TYPE
Outlet B : 2.25" OD



<----- 45" O.A.L. ----->

WEIGHT : 19 lbs.

BOX SIZE : 43"L x 21"W x 11"H

PACKAGE TYPE : BOXED

650532

Inlet A : 2 BOLT SPIN TYPE
Inlet B : 2 BOLT SPIN TYPE

Outlet A : 3" OD



<----- 48" O.A.L. ----->

WEIGHT : 28 lbs.

BOX SIZE : 45"L x 15"W x 11"H

PACKAGE TYPE : BOXED

650528

Inlet A : 2 BOLT SPIN TYPE

Outlet A : 2 BOLT WELDED



<----- 29.50" O.A.L. ----->

WEIGHT : 11 lbs.

BOX SIZE : 36"L x 11"W x 7"H

PACKAGE TYPE : BOXED

650533

Inlet A : 2 BOLT SPIN TYPE
Inlet B : 2 BOLT SPIN TYPE

Outlet A : 3 BOLT WELDED



<----- 26.75" O.A.L. ----->

WEIGHT : 10 lbs.

BOX SIZE : 32"L x 22"W x 10"H

PACKAGE TYPE : BOXED

650531

Inlet A : 2 BOLT SPIN TYPE
Inlet B : 2 BOLT SPIN TYPE

Outlet A : 3 BOLT WELDED



<----- 25" O.A.L. ----->

WEIGHT : 13 lbs.

BOX SIZE : 32"L x 22"W x 10"H

PACKAGE TYPE : BOXED

650544

Inlet A : 6 BOLT WELDED

Outlet A : 3 BOLT WELDED



<----- 13" O.A.L. ----->

WEIGHT : 9 lbs.

BOX SIZE : 7"L x 14"W x 12"H

CATALYST : 3

PACKAGE TYPE : BOXED

650545

Inlet A : 4 BOLT WELDED

Outlet A : 3 BOLT WELDED



<----- 14"O.A.L. ----->

WEIGHT : 9 lbs.


BOX SIZE : 7"L x 14"W x 12"H

PACKAGE TYPE : BOXED

650547

Inlet A : 3 BOLT WELDED

Outlet A : 2 BOLT WELDED



<----- 40"O.A.L. ----->

WEIGHT : 15 lbs.

BOX SIZE : 43"L x 21"W x 11"H

PACKAGE TYPE : BOXED

651501

Inlet A : 2 1/2" OD

Outlet A : 2 1/2" ID



<----- 21 7/8"O.A.L. ----->

WEIGHT : 11 lbs.


BOX SIZE : 25"L x 8"W x 5"H

PACKAGE TYPE : BOXED

651502

Inlet A : 3 BOLT WELDED

Outlet A : 2 BOLT SPIN TYPE



<----- 23"O.A.L. ----->

WEIGHT : 11 lbs.

BOX SIZE : 30"L x 8"W x 6"H

PACKAGE TYPE : BOXED

651503

Inlet A : 3 BOLT WELDED

Outlet A : 2 BOLT SPIN TYPE



<----- 18.75"O.A.L. ----->

WEIGHT : 9 lbs.

BOX SIZE : 24"L x 8"W x 5"H

PACKAGE TYPE : BOXED

651504

Inlet A : 2 BOLT SPIN TYPE

Outlet A : 2.50" OD

Inlet B : 2 BOLT SPIN TYPE



<----- 51.75"O.A.L. ----->

WEIGHT : 24 lbs.

BOX SIZE : 52"L x 27"W x 14"H

PACKAGE TYPE : UNBOXED

651505

Inlet A : 2 BOLT SPIN TYPE
Inlet B : 2 BOLT SPIN TYPE

Outlet A : 2.50" OD



<----- 55"O.A.L. ----->

WEIGHT : 29 lbs.


BOX SIZE : 32"L x 21"W x 17"H

PACKAGE TYPE : BOXED

651509

Inlet A : 2 BOLT SPIN TYPE
Inlet B : 2 BOLT SPIN TYPE

Outlet A : 2.25" OD



<----- 61"O.A.L. ----->

WEIGHT : 19 lbs.

BOX SIZE : 43"L x 21"W x 11"H

PACKAGE TYPE : BOXED

651506

Inlet A : 2 BOLT SPIN TYPE
Inlet B : 2 BOLT SPIN TYPE

Outlet A : 2.50" OD



<----- 55"O.A.L. ----->

WEIGHT : 30 lbs.

BOX SIZE : 44"L x 26"W x 12"H

PACKAGE TYPE : BOXED

651512

Inlet A : 2 BOLT SPIN TYPE

Outlet A : 2.50" OD
Outlet B : 2.50" ID



<----- 49"O.A.L. ----->

WEIGHT : 25 lbs.


BOX SIZE : 32"L x 22"W x 10"H

PACKAGE TYPE : BOXED

651507

Inlet A : 2 BOLT SPIN TYPE
Inlet B : 2 BOLT SPIN TYPE

Outlet A : 2.50" OD



<----- 57"O.A.L. ----->

WEIGHT : 28 lbs.

BOX SIZE : 44"L x 26"W x 12"H

PACKAGE TYPE : BOXED

651513

Inlet A : 2 BOLT SPIN TYPE

Outlet A : 2.25" ID



<----- 37 1/2"O.A.L. ----->

WEIGHT : 19 lbs.

BOX SIZE : 32"L x 21"W x 17"H

PACKAGE TYPE : BOXED

651514

Inlet A : 3 BOLT WELDED

Outlet A : 2 BOLT WELDED



<----- 33"O.A.L. ----->

WEIGHT : 15 lbs.

BOX SIZE : 36"L x 11"W x 7"H

PACKAGE TYPE : BOXED

651515



WEIGHT : N/A

BOX SIZE : L x W x H

651516

Inlet A : 2 BOLT SPIN TYPE

Outlet A : 2 1/2"



<----- 39 1/2"O.A.L. ----->

WEIGHT : 17 lbs.

BOX SIZE : 32"L x 21"W x 17"H

PACKAGE TYPE : BOXED

651517

Inlet A : 2 BOLT SPIN TYPE

Outlet A : 2 1/2" ID



<----- 47"O.A.L. ----->

WEIGHT : 22 lbs.

BOX SIZE : 44"L x 26"W x 12"H

PACKAGE TYPE : BOXED

651518

Inlet A : 2 BOLT SPIN TYPE

Outlet A : 2.50" OD



<----- 49.50"O.A.L. ----->

WEIGHT : 20 lbs.


BOX SIZE : 44"L x 26"W x 12"H

PACKAGE TYPE : BOXED

651519

Inlet A : 2 BOLT SPIN TYPE

Outlet A : 2 BOLT SPIN TYPE



<----- 55"O.A.L. ----->

WEIGHT : 17 lbs.


BOX SIZE : 55"L x 23"W x 7"H

PACKAGE TYPE : UNBOXED

651520

Inlet A : 2 BOLT SPIN TYPE

Outlet A : 2 BOLT WELDED



<----- 38 1/4" O.A.L. ----->

WEIGHT : 11 lbs.

BOX SIZE : 32"L x 21"W x 17"H

PACKAGE TYPE : BOXED

651521

Inlet A : 2 BOLT SPIN TYPE

**Outlet A : 2.50" OD
Outlet B : 2.50" ID**



<----- 48 1/2" O.A.L. ----->

WEIGHT : 25 lbs.

BOX SIZE : 44"L x 26"W x 12"H

PACKAGE TYPE : BOXED

651522

Inlet A : 2 BOLT SPIN TYPE

Outlet A : 2.50" OD



<----- 36 1/4" O.A.L. ----->

WEIGHT : 16 lbs.

BOX SIZE : 32"L x 22"W x 10"H

PACKAGE TYPE : BOXED

651523

Inlet A : 3 BOLT WELDED

Outlet A : 2 BOLT WELDED



<----- 36" O.A.L. ----->

WEIGHT : 16 lbs.

BOX SIZE : 42"L x 10"W x 7"H

PACKAGE TYPE : BOXED

651524

Inlet A : 3 BOLT WELDED

Outlet A : 3" OD



<----- 38" O.A.L. ----->

WEIGHT : 15 lbs.

BOX SIZE : 42"L x 10"W x 7"H

PACKAGE TYPE : BOXED

651525

Inlet A : 2 BOLT WELDED

Outlet A : 3 BOLT WELDED



<----- 21.25" O.A.L. ----->

WEIGHT : 19 lbs.

BOX SIZE : 36"L x 11"W x 7"H

PACKAGE TYPE : BOXED

651526

Inlet A : 2 BOLT SPIN TYPE

Outlet A : 2.50" OD



<----- 36 1/2" O.A.L. ----->

WEIGHT : 21 lbs.

BOX SIZE : 44"L x 26"W x 12"H

PACKAGE TYPE : BOXED

651527

Inlet A : 2.50" ID

**Outlet A : 2.50" OD
Outlet B : 2.50" ID**



<----- 46" O.A.L. ----->

WEIGHT : 19 lbs.

BOX SIZE : 44"L x 26"W x 12"H

PACKAGE TYPE : BOXED

651528

Inlet A : 2 BOLT SPIN TYPE

Outlet A : 2 1/4" OD



<----- 69 11/16" O.A.L. ----->

WEIGHT : 22 lbs.

BOX SIZE : 70"L x 21"W x 10"H

PACKAGE TYPE : UNBOXED

651529

Inlet A : 2 BOLT SPIN TYPE

Inlet B : 2 BOLT SPIN TYPE

Outlet A : 2.50" OD



<----- 69" O.A.L. ----->

WEIGHT : 23 lbs.

BOX SIZE : 69"L x 17"W x 8"H

PACKAGE TYPE : UNBOXED

651530

Inlet A : 2 BOLT SPIN TYPE

Outlet A : 2.25" OD



<----- 36" O.A.L. ----->

WEIGHT : 15 lbs.

BOX SIZE : 32"L x 22"W x 10"H

PACKAGE TYPE : BOXED

651531

Inlet A : 2 BOLT SPIN TYPE

Outlet A : 2.50" OD

Outlet B : 2.25" ID



<----- 46" O.A.L. ----->

WEIGHT : 23 lbs.

BOX SIZE : 44"L x 26"W x 12"H

PACKAGE TYPE : BOXED

651532

Inlet A : 2 BOLT SPIN TYPE

Outlet A : 2.50" OD



<----- 33 3/4" O.A.L. ----->

WEIGHT : 16 lbs.

BOX SIZE : 32"L x 21"W x 17"H

PACKAGE TYPE : BOXED

651533

Inlet A : 2 BOLT SPIN TYPE

Outlet A : 2.50" OD

Outlet B : 2.50" ID



<----- 55" O.A.L. ----->

WEIGHT : 26 lbs.

BOX SIZE : 44"L x 26"W x 12"H

PACKAGE TYPE : BOXED

651534

Inlet A : 2 BOLT SPIN TYPE

Outlet A : 2.50" OD

Inlet B : 2 BOLT SPIN TYPE



<----- 62 1/2" O.A.L. ----->

WEIGHT : 27 lbs.

BOX SIZE : 44"L x 26"W x 12"H

PACKAGE TYPE : BOXED

651535

Inlet A : 3 BOLT WELDED

Outlet A : 2 BOLT WELDED



<----- 35" O.A.L. ----->

WEIGHT : 16 lbs.

BOX SIZE : 36"L x 11"W x 7"H

PACKAGE TYPE : BOXED

651536

Inlet A : 2 BOLT SPIN TYPE

Outlet A : 2.50" OD



<----- 33.75" O.A.L. ----->

WEIGHT : 15 lbs.

BOX SIZE : 32"L x 22"W x 10"H

PACKAGE TYPE : BOXED

651537

Inlet A : 2.50" ID

Outlet A : 2.50" OD

Outlet B : 2.50" ID



<----- 46" O.A.L. ----->

WEIGHT : 25 lbs.

BOX SIZE : 44"L x 26"W x 12"H

PACKAGE TYPE : BOXED

651538

Inlet A : 2 BOLT SPIN TYPE

Outlet A : 2.50" OD



<----- 36.50"O.A.L. ----->

WEIGHT : 19 lbs.

BOX SIZE : 32"L x 22"W x 10"H

PACKAGE TYPE : BOXED

651541

Inlet A : 2 BOLT SPIN TYPE

Outlet A : 2.50" OD

Outlet B : 2.50" ID



<----- 49"O.A.L. ----->

WEIGHT : 25 lbs.

BOX SIZE : 44"L x 26"W x 12"H

PACKAGE TYPE : BOXED

651539

Inlet A : 2 BOLT SPIN TYPE

Outlet A : 2.50" OD

Outlet B : 2.50" ID



<----- 47"O.A.L. ----->

WEIGHT : 23 lbs.

BOX SIZE : 44"L x 26"W x 12"H

PACKAGE TYPE : BOXED

651542

Inlet A : 2 BOLT SPIN TYPE

Outlet A : 2.50" OD



<----- 33 3/4"O.A.L. ----->

WEIGHT : 13 lbs.

BOX SIZE : 32"L x 21"W x 17"H

PACKAGE TYPE : BOXED

651540

Inlet A : 2 BOLT SPIN TYPE

Outlet A : 2.50" OD



<----- 35"O.A.L. ----->

WEIGHT : 21 lbs.

BOX SIZE : 32"L x 21"W x 17"H

PACKAGE TYPE : BOXED

651543

Inlet A : 2 BOLT SPIN TYPE

Outlet A : 2.50" OD

Outlet B : 2.50" ID



<----- 46"O.A.L. ----->

WEIGHT : 23 lbs.

BOX SIZE : 44"L x 26"W x 12"H

PACKAGE TYPE : BOXED

651544

Inlet A : 2 BOLT SPIN TYPE

Outlet A : 2.50" OD



<----- 38" O.A.L. ----->

WEIGHT : 13 lbs.

BOX SIZE : 32"L x 21"W x 17"H

PACKAGE TYPE : BOXED

651545

Inlet A : 2 BOLT SPIN TYPE

Outlet A : 2.50" OD

Outlet B : 2.50" ID



<----- 47" O.A.L. ----->

WEIGHT : 23 lbs.

BOX SIZE : 44"L x 26"W x 12"H

PACKAGE TYPE : BOXED

651546

Inlet A : 2 BOLT SPIN TYPE

Outlet A : 2.50" OD



<----- 34" O.A.L. ----->

WEIGHT : 13 lbs.

BOX SIZE : 32"L x 22"W x 10"H

PACKAGE TYPE : BOXED

651547

Inlet A : 2 BOLT SPIN TYPE

Outlet A : 2.50" OD

Outlet B : 2.50" ID



<----- 46.50" O.A.L. ----->

WEIGHT : 25 lbs.

BOX SIZE : 44"L x 26"W x 12"H


PACKAGE TYPE : BOXED

651548

Inlet A : 2 BOLT SPIN TYPE

Outlet A : 2 BOLT WELDED

Inlet B : 3 BOLT SPIN TYPE



<----- 55.50" O.A.L. ----->

WEIGHT : 27 lbs.

BOX SIZE : 53"L x 17"W x 8"H

PACKAGE TYPE : UNBOXED

651549

Inlet A : 2 BOLT SPIN TYPE

Outlet A : 2 BOLT WELDED

Inlet B : 3 BOLT SPIN TYPE



<----- 58 1/2" O.A.L. ----->

WEIGHT : 27 lbs.

BOX SIZE : 45"L x 15"W x 11"H

PACKAGE TYPE : BOXED

651550

Inlet A : 2 BOLT SPIN TYPE

Outlet A : 2.50" OD



<----- 36" O.A.L. ----->

WEIGHT : 14 lbs.

BOX SIZE : 32"L x 21"W x 17"H

PACKAGE TYPE : BOXED

651551

Inlet A : 2 BOLT SPIN TYPE

Outlet A : 2.50" OD

Outlet B : 2.50" ID



<----- 53" O.A.L. ----->

WEIGHT : 25 lbs.

BOX SIZE : 44"L x 26"W x 12"H

PACKAGE TYPE : BOXED

651552

Inlet A : 2 BOLT SPIN TYPE

Outlet A : 2.25" OD



<----- 34 1/2" O.A.L. ----->

WEIGHT : 15 lbs.

BOX SIZE : 32"L x 22"W x 10"H


PACKAGE TYPE : BOXED

651553

Inlet A : 2 BOLT SPIN TYPE

Outlet A : 2.50" OD

Outlet B : 2.25" ID



<----- 46" O.A.L. ----->

WEIGHT : 20 lbs.


BOX SIZE : 44"L x 26"W x 12"H

PACKAGE TYPE : BOXED

651554

Inlet A : 2 BOLT SPIN TYPE

Outlet A : 2.50" OD



<----- 40 1/2" O.A.L. ----->

WEIGHT : 16 lbs.

BOX SIZE : 44"L x 26"W x 12"H

PACKAGE TYPE : BOXED

651555

Inlet A : 2 BOLT SPIN TYPE

Outlet A : 2.50" OD

Outlet B : 2.50" ID



<----- 46 1/2" O.A.L. ----->

WEIGHT : 15 lbs.

BOX SIZE : 75"L x 10"W x 5"H

PACKAGE TYPE : BOXED

651556

Inlet A : 2 BOLT SPIN TYPE

Outlet A : 2.50" OD



<----- 36"O.A.L. ----->

WEIGHT : 15 lbs.

BOX SIZE : 32"L x 21"W x 17"H

PACKAGE TYPE : BOXED

651557

Inlet A : 2 BOLT SPIN TYPE

**Outlet A : 2" OD
Outlet B : 2.50" ID**



<----- 46.50"O.A.L. ----->

WEIGHT : 20 lbs.

BOX SIZE : 44"L x 26"W x 12"H


PACKAGE TYPE : BOXED

651558

Inlet A : 2 BOLT SPIN TYPE

Outlet A : 2 BOLT WELDED

Inlet B : 2 BOLT SPIN TYPE



<----- 55.50"O.A.L. ----->

WEIGHT : 24 lbs.

BOX SIZE : 45"L x 15"W x 11"H

PACKAGE TYPE : BOXED

651559

Inlet A : 2 BOLT SPIN TYPE

Outlet A : 2.50" OD



<----- 35 1/2"O.A.L. ----->

WEIGHT : 18 lbs.

BOX SIZE : 33"L x 22"W x 9"H

PACKAGE TYPE : BOXED

651560

Inlet A : 2 BOLT SPIN TYPE

Outlet A : 2.50" OD



<----- 46"O.A.L. ----->

WEIGHT : 24 lbs.

BOX SIZE : 44"L x 26"W x 12"H

PACKAGE TYPE : BOXED

651561

Inlet A : 3 BOLT WELDED

Outlet A : 2 BOLT WELDED



<----- 37"O.A.L. ----->

WEIGHT : 12 lbs.

BOX SIZE : 36"L x 11"W x 7"H

PACKAGE TYPE : BOXED

651564

Inlet A : 2 BOLT SPIN TYPE

Outlet A : 2.25" OD



<----- 39" O.A.L. ----->

WEIGHT : 13 lbs.

BOX SIZE : 33"L x 22"W x 10"H

PACKAGE TYPE : BOXED

651565

Inlet A : 2 BOLT SPIN TYPE

Outlet A : 2.25" OD

Inlet B : 2.25" ID



<----- 46" O.A.L. ----->

WEIGHT : 22 lbs.

BOX SIZE : 44"L x 26"W x 12"H

PACKAGE TYPE : BOXED

651566

Inlet A : 2 BOLT WELDED

Outlet A : 2 BOLT WELDED



<----- 16.50" - 18.50" O.A.L. ----->

WEIGHT : 10 lbs.

BOX SIZE : 19"L x 9"W x 5"H

PACKAGE TYPE : BOXED

651568

Inlet A : 2 BOLT WELDED

Outlet A : 2 BOLT WELDED



<----- 26" O.A.L. ----->

WEIGHT : 10 lbs.

BOX SIZE : 30"L x 8"W x 6"H

PACKAGE TYPE : BOXED

651569

Inlet A : 2 BOLT WELDED

Outlet A : 2 BOLT WELDED



<----- 31.25" O.A.L. ----->

WEIGHT : 12 lbs.


BOX SIZE : 36"L x 11"W x 7"H

PACKAGE TYPE : BOXED

651570

Inlet A : 2 BOLT WELDED

Outlet A : 2 BOLT WELDED



<----- 32" O.A.L. ----->

WEIGHT : 11 lbs.

BOX SIZE : 42"L x 10"W x 7"H

PACKAGE TYPE : BOXED

651571

Inlet A : 3 BOLT WELDED

Outlet A : 2 BOLT WELDED



<----- 27" O.A.L. ----->

WEIGHT : 7 lbs.

BOX SIZE : 30"L x 8"W x 6"H

PACKAGE TYPE : BOXED

651572

Inlet A : 3 BOLT WELDED

Outlet A : 2 BOLT WELDED



<----- 29" O.A.L. ----->

WEIGHT : 8 lbs.

BOX SIZE : 36"L x 11"W x 7"H

PACKAGE TYPE : BOXED

651573

Inlet A : 3 BOLT WELDED

Outlet A : 2 BOLT WELDED



<----- 25" O.A.L. ----->

WEIGHT : 9 lbs.

BOX SIZE : 30"L x 8"W x 6"H

PACKAGE TYPE : BOXED

651574

Inlet A : 3 BOLT WELDED

Outlet A : 2 BOLT WELDED



<----- 26" O.A.L. ----->

WEIGHT : 9 lbs.

BOX SIZE : 30"L x 8"W x 6"H

PACKAGE TYPE : BOXED

651577

Inlet A : 2 BOLT WELDED



<----- 52 1/2" O.A.L. ----->

WEIGHT : 14 lbs.

BOX SIZE : 75"L x 10"W x 5"H

PACKAGE TYPE : BOXED

651578

Inlet A : 2 BOLT WELDED

Outlet A : 2 BOLT WELDED



<----- 11 1/2" O.A.L. ----->

WEIGHT : 6 lbs.

BOX SIZE : 15"L x 8"W x 5"H

PACKAGE TYPE : BOXED

651579

Inlet A : 2 BOLT WELDED

Outlet A : 2 BOLT WELDED



<----- 31"O.A.L. ----->

WEIGHT : 10 lbs.

BOX SIZE : 36"L x 11"W x 7"H

PACKAGE TYPE : BOXED

651580

Inlet A : 3 BOLT WELDED

Outlet A : 2 BOLT WELDED



<----- 41"O.A.L. ----->

WEIGHT : 7 lbs.

BOX SIZE : 42"L x 10"W x 7"H

PACKAGE TYPE : BOXED

651581

Inlet A : 3 BOLT WELDED

Outlet A : 2 BOLT WELDED



<----- 37"O.A.L. ----->

WEIGHT : 13 lbs.

BOX SIZE : 36"L x 11"W x 7"H

PACKAGE TYPE : BOXED

651582

Inlet A : 3 BOLT WELDED

Outlet A : 3 BOLT WELDED



<----- 27 1/2"O.A.L. ----->

WEIGHT : 12 lbs.

BOX SIZE : 36"L x 11"W x 7"H

PACKAGE TYPE : BOXED

651583

Inlet A : 3 BOLT WELDED

Outlet A : 3 BOLT WELDED



<----- 25"O.A.L. ----->

WEIGHT : 14 lbs.


BOX SIZE : 30"L x 8"W x 6"H

PACKAGE TYPE : BOXED

651584

Inlet A : 3 BOLT SPIN TYPE

Outlet A : 3 BOLT WELDED



<----- 52"O.A.L. ----->

WEIGHT : 20 lbs.

BOX SIZE : 52"L x 32"W x 15"H

PACKAGE TYPE : UNBOXED

651585

Inlet A : 3 BOLT WELDED

Outlet A : 3 BOLT WELDED



<----- 21.50"O.A.L. ----->

WEIGHT : 12 lbs.


BOX SIZE : 36"L x 11"W x 7"H

PACKAGE TYPE : BOXED

651586

Inlet A : 3 BOLT SPIN TYPE
Inlet B : 3 BOLT SPIN TYPE

Outlet A : 2 BOLT WELDED



<----- 47"O.A.L. ----->

WEIGHT : 18 lbs.


BOX SIZE : 47"L x 26"W x 16"H

PACKAGE TYPE : UNBOXED

651587

Inlet A : 3 BOLT WELDED

Outlet A : 3 BOLT WELDED



<----- 31.50"O.A.L. ----->

WEIGHT : 12 lbs.


BOX SIZE : 36"L x 11"W x 7"H

PACKAGE TYPE : BOXED

651588

Inlet A : 3 BOLT SPIN TYPE
Inlet B : 3 BOLT WELDED

Outlet A : 2 BOLT WELDED



<----- 56"O.A.L. ----->

WEIGHT : 22 lbs.

BOX SIZE : 44"L x 26"W x 12"H

PACKAGE TYPE : BOXED

651589

Inlet A : 3 BOLT WELDED

Outlet A : 3 BOLT WELDED



<----- 20.25"O.A.L. ----->

WEIGHT : 10 lbs.

BOX SIZE : 30"L x 8"W x 6"H

PACKAGE TYPE : BOXED

651590

Inlet A : 3 BOLT SPIN TYPE
Inlet B : 3 BOLT WELDED

Outlet A : 2 BOLT WELDED



<----- 61"O.A.L. ----->

WEIGHT : 23 lbs.

BOX SIZE : 44"L x 26"W x 12"H

PACKAGE TYPE : BOXED

651591

Inlet A : 3 BOLT SPIN TYPE
Inlet B : 3 BOLT SPIN TYPE

Outlet A : 3 BOLT WELDED



<----- 27"O.A.L. ----->

WEIGHT : 18 lbs.

BOX SIZE : 44"L x 26"W x 12"H

PACKAGE TYPE : BOXED

651592

Inlet A : 3 BOLT SPIN TYPE
Inlet B : 3 BOLT WELDED

Outlet A : 2 BOLT WELDED



<----- 46" O.A.L. ----->

WEIGHT : 32 lbs.


BOX SIZE : 45"L x 15"W x 11"H

PACKAGE TYPE : BOXED

651593

Inlet A : 3 BOLT SPIN TYPE
Inlet B : 2 BOLT SPIN TYPE

Outlet A : 2 BOLT WELDED



<----- 51" O.A.L. ----->

WEIGHT : 19 lbs.

BOX SIZE : 51"L x 26"W x 15"H

PACKAGE TYPE : UNBOXED

651594

Inlet A : 3 BOLT WELDED

Outlet A : 2.975" OD



<----- 54" O.A.L. ----->

WEIGHT : 27 lbs.

BOX SIZE : 43"L x 21"W x 11"H

PACKAGE TYPE : BOXED

651595

Inlet A : 3 BOLT WELDED

Outlet A : 3 BOLT WELDED



<----- 61" O.A.L. ----->

WEIGHT : 25 lbs.

BOX SIZE : 43"L x 21"W x 11"H

PACKAGE TYPE : BOXED

651596

Inlet A : 3 BOLT WELDED

Outlet A : 3" OD



<----- 56" O.A.L. ----->

WEIGHT : 27 lbs.

BOX SIZE : 44"L x 15"W x 11"H

PACKAGE TYPE : BOXED

651597

Inlet A : 3 BOLT WELDED

Outlet A : 3" OD



<----- 88" O.A.L. ----->

WEIGHT : 29 lbs.

BOX SIZE : 75"L x 10"W x 45"H

PACKAGE TYPE : BOXED

651608

Inlet A : 2 BOLT SPIN TYPE

Outlet A : 2.50" OD



<----- 36" O.A.L. ----->

WEIGHT : 12 lbs.

BOX SIZE : 33"L x 22"W x 10"H

PACKAGE TYPE : BOXED

651609

Inlet A : 2 BOLT SPIN TYPE

Outlet A : 2.50" OD

Outlet B : 2.50" ID



<----- 46 1/2" O.A.L. ----->

WEIGHT : 19 lbs.

BOX SIZE : 44"L x 26"W x 12"H

PACKAGE TYPE : BOXED

651619

Inlet A : 3 BOLT SPIN TYPE

Outlet A : 2 BOLT WELDED

Inlet B : 3 BOLT SPIN TYPE



<----- 59" O.A.L. ----->

WEIGHT : 21 lbs.

BOX SIZE : 55"L x 28"W x 15"H

PACKAGE TYPE : UNBOXED

651636

Inlet A : 2 BOLT SPIN TYPE

Outlet A : 2 1/4" OD

Inlet B : 2 BOLT SPIN TYPE



<----- 69 1/2" O.A.L. ----->

WEIGHT : 31 lbs.

BOX SIZE : 46"L x 26"W x 13"H

PACKAGE TYPE : BOXED

651649

Inlet A : 2 BOLT SPIN TYPE

Outlet A : 2 1/2" OD 3" DEEP



<----- 46 1/8" O.A.L. ----->

WEIGHT : 19 lbs.

BOX SIZE : 45"L x 15"W x 11"H

PACKAGE TYPE : BOXED

651652

Inlet A : 2.50" ID

Outlet A : 2.325" OD



<----- 21.75" O.A.L. ----->

WEIGHT : 8 lbs.

BOX SIZE : 24"L x 8"W x 5"H

PACKAGE TYPE : BOXED

651653

Inlet A : 2 BOLT SPIN TYPE

Outlet A : 2.625" OD



<----- 52" O.A.L. ----->

WEIGHT : 20 lbs.

BOX SIZE : 44"L x 26"W x 12"H


PACKAGE TYPE : BOXED

651654

Inlet A : 2 BOLT SPIN TYPE

Outlet A : 2 BOLT WELDED

Inlet B : 2 BOLT SPIN TYPE



<----- 52" O.A.L. ----->

WEIGHT : 15 lbs.

BOX SIZE : 42"L x 10"W x 7"H

PACKAGE TYPE : BOXED

651657

Inlet A : 3 BOLT WELDED

Outlet A : 2 BOLT WELDED



<----- 32 1/2" O.A.L. ----->

WEIGHT : 15 lbs.

BOX SIZE : 36"L x 11"W x 7"H

PACKAGE TYPE : BOXED

651658

Inlet A : 3 BOLT WELDED

Outlet A : 2 BOLT WELDED



<----- 35 1/2" O.A.L. ----->

WEIGHT : 20 lbs.

BOX SIZE : 36"L x 11"W x 7"H

PACKAGE TYPE : BOXED

651659

Inlet A : 3 BOLT WELDED

Outlet A : 3" OD



<----- 35" O.A.L. ----->

WEIGHT : 18 lbs.

BOX SIZE : 36"L x 11"W x 7"H

PACKAGE TYPE : BOXED

651660

Inlet A : 4 BOLT WELDED

Outlet A : 3" OD



<----- 32.25" O.A.L. ----->

WEIGHT : 19 lbs.


BOX SIZE : 32"L x 22"W x 10"H

PACKAGE TYPE : BOXED

651661

Inlet A : 3 BOLT WELDED

Outlet A : 2 BOLT WELDED



<----- 20" O.A.L. ----->

WEIGHT : 10 lbs.

BOX SIZE : 36"L x 11"W x 7"H

PACKAGE TYPE : BOXED

651665

Inlet A : 2 BOLT SPIN TYPE

Outlet A : 2.110" OD



<----- 60" O.A.L. ----->

WEIGHT : 12 lbs.

BOX SIZE : 60"L x 13"W x 11"H

PACKAGE TYPE : UNBOXED

651663

Inlet A : 3 BOLT WELDED

Outlet A : 2 BOLT WELDED

Inlet B : 3 BOLT WELDED



<----- 42" O.A.L. ----->

WEIGHT : 16 lbs.

BOX SIZE : 42"L x 10"W x 7"H

PACKAGE TYPE : BOXED

651666

Inlet A : 3 BOLT SPIN TYPE

Outlet A : 2.975" OD



<----- 62" O.A.L. ----->

WEIGHT : 24 lbs.

BOX SIZE : 43"L x 21"W x 11"H

PACKAGE TYPE : BOXED

651664

Inlet A : 2 BOLT SPIN TYPE

Outlet A : 2 BOLT WELDED



<----- 60" O.A.L. ----->

WEIGHT : 21 lbs.

BOX SIZE : 33"L x 22"W x 10"H

PACKAGE TYPE : BOXED

651667

Inlet A : 3 BOLT SPIN TYPE

Outlet A : 3 BOLT WELDED



<----- 63 1/2" O.A.L. ----->

WEIGHT : 21 lbs.

BOX SIZE : 42"L x 10"W x 7"H

PACKAGE TYPE : BOXED

651670

Inlet A : 3 BOLT WELDED

Outlet A : 2 BOLT WELDED



<----- 20"O.A.L. ----->

WEIGHT : 10 lbs.

BOX SIZE : 36"L x 11"W x 7"H

PACKAGE TYPE : BOXED

651684

Inlet A : 3 BOLT WELDED

Outlet A : 2 BOLT WELDED



<----- 33"O.A.L. ----->

WEIGHT : 15 lbs.

BOX SIZE : 36"L x 11"W x 7"H

PACKAGE TYPE : BOXED

670001

Inlet A : 6 BOLT WELDED



<----- 15 1/2"O.A.L. ----->

WEIGHT : 16 lbs.

BOX SIZE : 10"L x 18"W x 14"H

PACKAGE TYPE : BOXED

700001

Inlet A : 2.00"

Outlet A : 2.00"



<----- 14"O.A.L. ----->

WEIGHT : N/A

BOX SIZE : 14.5"L x 7.5"W x 4.5"H

PACKAGE TYPE : Boxed

700002

Inlet A : 2.25"

Outlet A : 2.25"



<----- 14"O.A.L. ----->

WEIGHT : N/A

BOX SIZE : 14.5"L x 7.5"W x 4.5"H

PACKAGE TYPE : Boxed

700003

Inlet A : 2.00"

Outlet A : 2.00"



<----- 14"O.A.L. ----->

WEIGHT : N/A

BOX SIZE : 14.5"L x 7.5"W x 4.5"H

PACKAGE TYPE : Boxed

700004

Inlet A : 2.25"

Outlet A : 2.25"



<----- 14"O.A.L. ----->

WEIGHT : N/A

BOX SIZE : 14.5"L x 7.5"W x 4.5"H

PACKAGE TYPE : Boxed

700007

Inlet A : 2.00"

Outlet A : 2.00"



WEIGHT : N/A

BOX SIZE : 12.5"L x 4.5"W x 4.5"H

PACKAGE TYPE : Boxed

700005

Inlet A : 2.25"

Outlet A : 2.25"



<----- 16"O.A.L. ----->

WEIGHT : N/A

BOX SIZE : 16"L x 4.875"W x 6.25"H

PACKAGE TYPE : Boxed

700008

Inlet A : 2.00"

Outlet A : 2.00"



WEIGHT : N/A

BOX SIZE : 12.5"L x 4.5"W x 4.5"H

PACKAGE TYPE : Boxed

700006

Inlet A : 2.25"

Outlet A : 2.25"



<----- 16"O.A.L. ----->

WEIGHT : N/A

BOX SIZE : 16"L x 4.875"W x 6.25"H

PACKAGE TYPE : Boxed

700009

Inlet A : 2.00"

Outlet A : 2.00"



WEIGHT : N/A

BOX SIZE : 12.5"L x 4.5"W x 4.5"H

PACKAGE TYPE : Boxed

700010

Inlet A : 2.00"

Outlet A : 2.00"



<----- 14"O.A.L. ----->

WEIGHT : N/A

BOX SIZE : 14.5"L x 7.5"W x 4.5"H

PACKAGE TYPE : Boxed

700013

Inlet A : 2.00"

Outlet A : 2.00"



WEIGHT : N/A

BOX SIZE : 12.5"L x 4.5"W x 4.5"H

PACKAGE TYPE : Boxed

700011

Inlet A : 2.00"

Outlet A : 2.00"



WEIGHT : N/A

BOX SIZE : 12.5"L x 4.5"W x 4.5"H

PACKAGE TYPE : Boxed

700014

Inlet A : 2.25"

Outlet A : 2.25"



<----- 12"O.A.L. ----->

WEIGHT : N/A

BOX SIZE : 12.5"L x 4.5"W x 4.5"H

PACKAGE TYPE : Boxed

700012

Inlet A : 2.00"

Outlet A : 2.00"



<----- 10"O.A.L. ----->

WEIGHT : N/A

BOX SIZE : 12.5"L x 4.5"W x 4.5"H

PACKAGE TYPE : Boxed

701001

Inlet A : 2.00"

Outlet A : 2.00"



<----- 14"O.A.L. ----->

WEIGHT : N/A

BOX SIZE : 14.5"L x 7.5"W x 4.5"H

PACKAGE TYPE : Boxed

701002

Inlet A : 2.25"

Outlet A : 2.25"



<----- 14"O.A.L. ----->

WEIGHT : N/A

BOX SIZE : 14.5"L x 7.5"W x 4.5"H

PACKAGE TYPE : Boxed

701005

Inlet A : 2.25"

Outlet A : 2.25"



<----- 14"O.A.L. ----->

WEIGHT : N/A

BOX SIZE : 14.5"L x 7.5"W x 4.5"H

PACKAGE TYPE : Boxed

701003

Inlet A : 2.00"

Outlet A : 2.00"



<----- 16"O.A.L. ----->

WEIGHT : N/A

BOX SIZE : 19"L x 9"W x 4.5"H

PACKAGE TYPE : Boxed

701006

Inlet A : 2.50"

Outlet A : 2.50"



<----- 14"O.A.L. ----->

WEIGHT : N/A

BOX SIZE : 14.5"L x 7.5"W x 4.5"H

PACKAGE TYPE : Boxed

701004

Inlet A : 2.00"

Outlet A : 2.00"



<----- 14"O.A.L. ----->

WEIGHT : N/A

BOX SIZE : 14.5"L x 7.5"W x 4.5"H

PACKAGE TYPE : Boxed

701007

Inlet A : 2.25"

Outlet A : 2.25"



<----- 16"O.A.L. ----->

WEIGHT : N/A

BOX SIZE : 16"L x 4.875"W x 6.25"H

PACKAGE TYPE : Boxed

701008

Inlet A : 2.50"

Outlet A : 2.50"



<----- 16" O.A.L. ----->

WEIGHT : N/A

BOX SIZE : 16"L x 4.875"W x 6.25"H

PACKAGE TYPE : Boxed

701009

Inlet A : 2.00"

Outlet A : 2.00"



<----- 14" O.A.L. ----->

WEIGHT : N/A

BOX SIZE : 14.5"L x 7.5"W x 4.5"H

PACKAGE TYPE : Boxed

701010

Inlet A : 2.00"

Outlet A : 2.00"



<----- 14" O.A.L. ----->

WEIGHT : N/A

BOX SIZE : 14.5"L x 7.5"W x 4.5"H

PACKAGE TYPE : Boxed

701011

Inlet A : 2.00"

Outlet A : 2.00"



<----- 14" O.A.L. ----->

WEIGHT : N/A

BOX SIZE : 14.5"L x 7.5"W x 4.5"H

PACKAGE TYPE : Boxed

701012

Inlet A : 2.00"

Outlet A : 2.00"



<----- 14" O.A.L. ----->

WEIGHT : N/A

BOX SIZE : 14.5"L x 7.5"W x 4.5"H

PACKAGE TYPE : Boxed

701013

Inlet A : 2.00"

Outlet A : 2.00"



<----- 14" O.A.L. ----->

WEIGHT : N/A

BOX SIZE : 14.5"L x 7.5"W x 4.5"H

PACKAGE TYPE : Boxed

703001

Inlet A : 2.25"

Outlet A : 2.25"



<----- 14"O.A.L. ----->

WEIGHT : N/A

BOX SIZE : 14.5"L x 7.5"W x 4.5"H

PACKAGE TYPE : Boxed

703004

Inlet A : 2.00"

Outlet A : 2.00"



<----- 14"O.A.L. ----->

WEIGHT : N/A

BOX SIZE : 14.5"L x 7.5"W x 4.5"H

PACKAGE TYPE : Boxed

703002

Inlet A : 2.50"

Outlet A : 2.50"



<----- 14"O.A.L. ----->

WEIGHT : N/A

BOX SIZE : 14.5"L x 7.5"W x 4.5"H

PACKAGE TYPE : Boxed

703005

Inlet A : 2.25"

Outlet A : 2.25"



<----- 14"O.A.L. ----->

WEIGHT : N/A

BOX SIZE : 14.5"L x 7.5"W x 4.5"H

PACKAGE TYPE : Boxed

703003

Inlet A : 3.00"

Outlet A : 3.00"



<----- 14"O.A.L. ----->

WEIGHT : N/A

BOX SIZE : 14.5"L x 7.5"W x 4.5"H

PACKAGE TYPE : Boxed

703006

Inlet A : 2.50"

Outlet A : 2.50"



<----- 14"O.A.L. ----->

WEIGHT : N/A

BOX SIZE : 14.5"L x 7.5"W x 4.5"H

PACKAGE TYPE : Boxed

703008

Inlet A : 2.50"

Outlet A : 2x2"



<----- 15.5"O.A.L. ----->

WEIGHT : N/A

BOX SIZE : 19"L x 9"W x 4.5"H

PACKAGE TYPE : Boxed

704002

Inlet A : 2.50"

Outlet A : 2x2"



<----- 15.5"O.A.L. ----->

WEIGHT : N/A

BOX SIZE : 19"L x 9"W x 4.5"H

PACKAGE TYPE : Boxed

703009

Inlet A : 2.50"

Outlet A : 2x2"



<----- 15.5"O.A.L. ----->

WEIGHT : N/A

BOX SIZE : 19"L x 9"W x 4.5"H

PACKAGE TYPE : Boxed

704003

Inlet A : 3.00"

Outlet A : 3.00"



<----- 14"O.A.L. ----->

WEIGHT : N/A

BOX SIZE : 14.5"L x 7.5"W x 4.5"H

PACKAGE TYPE : Boxed

704001

Inlet A : 2.25"

Outlet A : 2.25"



<----- 14"O.A.L. ----->

WEIGHT : N/A

BOX SIZE : 14.5"L x 7.5"W x 4.5"H

PACKAGE TYPE : Boxed

704004

Inlet A : 2.25"

Outlet A : 2.25"



<----- 14"O.A.L. ----->

WEIGHT : N/A

BOX SIZE : 14.5"L x 7.5"W x 4.5"H

PACKAGE TYPE : Boxed

704005

Inlet A : 2.25"

Outlet A : 2.25"



<----- 14" O.A.L. ----->

WEIGHT : N/A

BOX SIZE : 14.5"L x 7.5"W x 4.5"H

PACKAGE TYPE : Boxed

704008

Inlet A : 2.50"

Outlet A : 2.50"



<----- 18" O.A.L. ----->

WEIGHT : N/A

BOX SIZE : 19"L x 9"W x 4.5"H

PACKAGE TYPE : Boxed

704006

Inlet A : 2.50"

Outlet A : 2.50"



<----- 14" O.A.L. ----->

WEIGHT : N/A

BOX SIZE : 14.5"L x 7.5"W x 4.5"H

PACKAGE TYPE : Boxed

704009

Inlet A : 2.00"

Outlet A : 2.00"



<----- 14" O.A.L. ----->

WEIGHT : N/A

BOX SIZE : 14.5"L x 7.5"W x 4.5"H

PACKAGE TYPE : Boxed

704007

Inlet A : 2.50"

Outlet A : 2.50"



<----- 16" O.A.L. ----->

WEIGHT : N/A

BOX SIZE : 16"L x 4.875"W x 6.25"H

PACKAGE TYPE : Boxed

830104

Inlet A : 2.00"

Outlet A : 2.00"



<----- 12" O.A.L. ----->

WEIGHT : N/A

BOX SIZE : 14.5"L x 7.5"W x 4.5"H

PACKAGE TYPE : Boxed

830105

Inlet A : 2.25"

Outlet A : 2.25"



<----- 12"O.A.L. ----->

WEIGHT : N/A

BOX SIZE : 14.5"L x 7.5"W x 4.5"H

PACKAGE TYPE : Boxed

830106

Inlet A : 2.00"

Outlet A : 2.00"



<----- 12"O.A.L. ----->

WEIGHT : N/A

BOX SIZE : 12.5"L x 4.5"W x 4.5"H

PACKAGE TYPE : Boxed

830107

Inlet A : 2.00"

Outlet A : 2.00"



<----- 12"O.A.L. ----->

WEIGHT : N/A

BOX SIZE : 12.5"L x 4.5"W x 4.5"H

PACKAGE TYPE : Boxed

830151

**Inlet A : 2 BOLT SPIN TYPE
Inlet B : 2 BOLT SPIN TYPE**

Outlet A : 2 BOLT WELDED



<----- 42"O.A.L. ----->

WEIGHT : 20 lbs.

BOX SIZE : 45"L x 15"W x 11"H

PACKAGE TYPE : BOXED

830401

Inlet A : 2.25"

Outlet A : 2.25"



<----- 16"O.A.L. ----->

WEIGHT : N/A

BOX SIZE : 19"L x 9"W x 4.5"H

PACKAGE TYPE : Boxed

830402

Inlet A : 2.25"

Outlet A : 2.25"



<----- 14"O.A.L. ----->

WEIGHT : N/A

BOX SIZE : 14.5"L x 7.5"W x 4.5"H

PACKAGE TYPE : Boxed

830403

Inlet A : 2.00"

Outlet A : 2.00"



<----- 16"O.A.L. ----->

WEIGHT : N/A

BOX SIZE : 16"L x 4.875"W x 6.25"H

PACKAGE TYPE : Boxed

830407

Inlet A : 2.25"

Outlet A : 2.25"



<----- 16"O.A.L. ----->

WEIGHT : N/A

BOX SIZE : 19"L x 9"W x 4.5"H

PACKAGE TYPE : Boxed

830404

Inlet A : 2.25"

Outlet A : 2.25"



<----- 16"O.A.L. ----->

WEIGHT : N/A

BOX SIZE : 16"L x 4.875"W x 6.25"H

PACKAGE TYPE : Boxed

830452

Inlet A : 2 BOLT SPIN TYPE

Outlet A : 2 BOLT SPIN TYPE



<----- 32 1/2"O.A.L. ----->

WEIGHT : 11 lbs.

BOX SIZE : 36"L x 11"W x 7"H

PACKAGE TYPE : BOXED

830405

Inlet A : 2.25"

Outlet A : 2.25"



<----- 14"O.A.L. ----->

WEIGHT : N/A

BOX SIZE : 14.5"L x 7.5"W x 4.5"H

PACKAGE TYPE : Boxed

830453

Inlet A : 2 BOLT SPIN TYPE

Outlet A : 2 BOLT SPIN TYPE



<----- 31"O.A.L. ----->

WEIGHT : 11 lbs.

BOX SIZE : 36"L x 11"W x 7"H

PACKAGE TYPE : BOXED

830454

Inlet A : 2 BOLT SPIN TYPE

Outlet A : 2 BOLT WELDED



<----- 34"O.A.L. ----->

WEIGHT : 12 lbs.

BOX SIZE : 36"L x 11"W x 7"H

PACKAGE TYPE : BOXED

830455

Inlet A : 2 BOLT SPIN TYPE

Outlet A : 2 BOLT WELDED



<----- 33"O.A.L. ----->

WEIGHT : 13 lbs.

BOX SIZE : 36"L x 11"W x 7"H

PACKAGE TYPE : BOXED

830456

Inlet A : 2 BOLT SPIN TYPE

Outlet A : 2.25" OD

Inlet B : 2 BOLT SPIN TYPE



<----- 49"O.A.L. ----->

WEIGHT : 21 lbs.

BOX SIZE : 49"L x 27"W x 13"H

PACKAGE TYPE : UNBOXED

830457

Inlet A : 2 BOLT SPIN TYPE

Outlet A : 2 BOLT WELDED

Inlet B : 2 BOLT SPIN TYPE



<----- 54"O.A.L. ----->

WEIGHT : 30 lbs.

BOX SIZE : 54"L x 29"W x 13"H

PACKAGE TYPE : UNBOXED

830458

Inlet A : 2 BOLT WELDED

Outlet A : 2.25" OD



<----- 14 1/2"O.A.L. ----->

WEIGHT : 8 lbs.

BOX SIZE : 19"L x 9"W x 5"H

PACKAGE TYPE : BOXED

830459

Inlet A : 2 BOLT SPIN TYPE

Outlet A : 2.25" OD

Inlet B : 2 BOLT SPIN TYPE



<----- 48.50"O.A.L. ----->

WEIGHT : 24 lbs.

BOX SIZE : 49"L x 27"W x 12"H

PACKAGE TYPE : UNBOXED

830461

Inlet A : 2 BOLT SPIN TYPE
Inlet B : 2 BOLT SPIN TYPE

Outlet A : 2 BOLT SPIN TYPE
Outlet B : 2 BOLT SPIN TYPE



<----- 57" O.A.L. ----->

WEIGHT : 27 lbs.

BOX SIZE : 53"L x 29"W x 15"H

PACKAGE TYPE : UNBOXED

830501

Inlet A : 2.50"

Outlet A : 2x2"



<----- 15.5" O.A.L. ----->

WEIGHT : N/A

BOX SIZE : 19"L x 9"W x 4.5"H

PACKAGE TYPE : Boxed

830465

Inlet A : 2 BOLT SPIN TYPE
Inlet B : 2 BOLT SPIN TYPE

Outlet A : 2 BOLT SPIN TYPE
Outlet B : 2 BOLT SPIN TYPE



<----- 58" O.A.L. ----->

WEIGHT : 28 lbs.

BOX SIZE : 55"L x 30"W x 16"H

PACKAGE TYPE : UNBOXED

830502

Inlet A : 2.25"

Outlet A : 2.25"



<----- 12" O.A.L. ----->

WEIGHT : N/A

BOX SIZE : 14.5"L x 7.5"W x 4.5"H

PACKAGE TYPE : Boxed

830466

Inlet A : 2 BOLT SPIN TYPE
Inlet B : 2 BOLT SPIN TYPE

Outlet A : 2" OD
Outlet B : 2" OD



<----- 59.50" O.A.L. ----->

WEIGHT : 28 lbs.

BOX SIZE : 43"L x 21"W x 11"H

PACKAGE TYPE : BOXED

830505

Inlet A : 2.25"

Outlet A : 2.25"



<----- 12" O.A.L. ----->

WEIGHT : N/A

BOX SIZE : 14.5"L x 7.5"W x 4.5"H

PACKAGE TYPE : Boxed

830601

Inlet A : 2.50"

Outlet A : 2.50"



<----- 14"O.A.L. ----->

WEIGHT : N/A

BOX SIZE : 14.5"L x 7.5"W x 4.5"H

PACKAGE TYPE : Boxed

830604

Inlet A : 2.50"

Outlet A : 2.50"



<----- 16"O.A.L. ----->

WEIGHT : N/A

BOX SIZE : 19"L x 9"W x 4.5"H

PACKAGE TYPE : Boxed

830602

Inlet A : 2.50"

Outlet A : 2.50"



<----- 16"O.A.L. ----->

WEIGHT : N/A

BOX SIZE : 19"L x 9"W x 4.5"H

PACKAGE TYPE : Boxed

830605

Inlet A : 2.50"

Outlet A : 2.50"



<----- 16"O.A.L. ----->

WEIGHT : N/A

BOX SIZE : 19"L x 9"W x 4.5"H

PACKAGE TYPE : Boxed

830603

Inlet A : 2.50"

Outlet A : 2.50"



<----- 16"O.A.L. ----->

WEIGHT : N/A

BOX SIZE : 19"L x 9"W x 4.5"H

PACKAGE TYPE : Boxed

830652

**Inlet A : 2 BOLT SPIN TYPE
Inlet B : 2 BOLT SPIN TYPE**

Outlet A : 2.50" OD



<----- 69"O.A.L. ----->

WEIGHT : 23 lbs.

BOX SIZE : 69"L x 17"W x 8"H

PACKAGE TYPE : UNBOXED

830653

Inlet A : 2 BOLT SPIN TYPE

Outlet A : 2.25" OD



<----- 56" O.A.L. ----->

WEIGHT : 27 lbs.

BOX SIZE : 44"L x 26"W x 12"H

PACKAGE TYPE : BOXED

830657

Inlet A : 2 BOLT SPIN TYPE

Outlet A : 2.50" OD

Outlet B : 2.50" ID



<----- 47" O.A.L. ----->

WEIGHT : 23 lbs.

BOX SIZE : 44"L x 26"W x 12"H

PACKAGE TYPE : BOXED

830654

Inlet A : 2 BOLT SPIN TYPE

Outlet A : 2 1/4" OD

Inlet B : 2 BOLT SPIN TYPE



<----- 69 1/2" O.A.L. ----->

WEIGHT : 31 lbs.

BOX SIZE : 46"L x 26"W x 13"H

PACKAGE TYPE : BOXED

830658

Inlet A : 2 BOLT SPIN TYPE

Outlet A : 2.50" OD



<----- 33 3/4" O.A.L. ----->

WEIGHT : 16 lbs.

BOX SIZE : 32"L x 21"W x 17"H

PACKAGE TYPE : BOXED

830656

Inlet A : 2 BOLT SPIN TYPE

Outlet A : 2.50" OD



<----- 38" O.A.L. ----->

WEIGHT : 13 lbs.

BOX SIZE : 32"L x 21"W x 17"H

PACKAGE TYPE : BOXED

830659

Inlet A : 2 BOLT SPIN TYPE

Outlet A : 2.50" OD

Outlet B : 2.50" ID



<----- 55" O.A.L. ----->

WEIGHT : 26 lbs.

BOX SIZE : 44"L x 26"W x 12"H

PACKAGE TYPE : BOXED

830660

Inlet A : 2 BOLT SPIN TYPE

Outlet A : 2.50" OD



<----- 36 1/4" O.A.L. ----->

WEIGHT : 16 lbs.

BOX SIZE : 32"L x 22"W x 10"H

PACKAGE TYPE : BOXED

830663

Inlet A : 2 BOLT SPIN TYPE

Outlet A : 2.50" OD

Outlet B : 2.50" ID



<----- 46.50" O.A.L. ----->

WEIGHT : 25 lbs.

BOX SIZE : 44"L x 26"W x 12"H

PACKAGE TYPE : BOXED

830661

Inlet A : 2 BOLT SPIN TYPE

Outlet A : 2.50" OD

Outlet B : 2.50" ID



<----- 48 1/2" O.A.L. ----->

WEIGHT : 25 lbs.

BOX SIZE : 44"L x 26"W x 12"H

PACKAGE TYPE : BOXED

830664

Inlet A : 2 BOLT SPIN TYPE

Outlet A : 2.25" OD



<----- 34 1/2" O.A.L. ----->

WEIGHT : 15 lbs.

BOX SIZE : 32"L x 22"W x 10"H

PACKAGE TYPE : BOXED

830662

Inlet A : 2 BOLT SPIN TYPE

Outlet A : 2.50" OD



<----- 34" O.A.L. ----->

WEIGHT : 13 lbs.

BOX SIZE : 32"L x 22"W x 10"H

PACKAGE TYPE : BOXED

830665

Inlet A : 2 BOLT SPIN TYPE

Outlet A : 2.50" OD

Outlet B : 2.25" ID



<----- 46" O.A.L. ----->

WEIGHT : 20 lbs.

BOX SIZE : 44"L x 26"W x 12"H

PACKAGE TYPE : BOXED

830666

Inlet A : 2 BOLT SPIN TYPE

Outlet A : 2.50" OD



<----- 36 1/2" O.A.L. ----->

WEIGHT : 21 lbs.

BOX SIZE : 44"L x 26"W x 12"H

PACKAGE TYPE : BOXED

830669

Inlet A : 2 BOLT SPIN TYPE

Outlet A : 2.50" OD

Outlet B : 2.50" ID



<----- 49" O.A.L. ----->

WEIGHT : 25 lbs.

BOX SIZE : 32"L x 22"W x 10"H

PACKAGE TYPE : BOXED

830667

Inlet A : 2.50" ID

Outlet A : 2.50" OD

Outlet B : 2.50" ID



<----- 46" O.A.L. ----->

WEIGHT : 19 lbs.

BOX SIZE : 44"L x 26"W x 12"H

PACKAGE TYPE : BOXED

830670

Inlet A : 2 BOLT SPIN TYPE

Outlet A : 2.50" OD



<----- 35" O.A.L. ----->

WEIGHT : 21 lbs.

BOX SIZE : 32"L x 21"W x 17"H

PACKAGE TYPE : BOXED

830668

Inlet A : 2 BOLT SPIN TYPE

Outlet A : 2.25" ID



<----- 37 1/2" O.A.L. ----->

WEIGHT : 19 lbs.

BOX SIZE : 32"L x 21"W x 17"H

PACKAGE TYPE : BOXED

830671

Inlet A : 2 BOLT SPIN TYPE

Outlet A : 2.50" OD

Outlet B : 2.50" ID



<----- 49" O.A.L. ----->

WEIGHT : 25 lbs.

BOX SIZE : 44"L x 26"W x 12"H

PACKAGE TYPE : BOXED

830672

Inlet A : 2 BOLT SPIN TYPE

Outlet A : 2.50" OD



<----- 33 3/4" O.A.L. ----->

WEIGHT : 13 lbs.

BOX SIZE : 32"L x 21"W x 17"H

PACKAGE TYPE : BOXED

830677

Inlet A : 2.50" ID

Outlet A : 2.50" OD

Outlet B : 2.50" ID



<----- 46" O.A.L. ----->

WEIGHT : 25 lbs.

BOX SIZE : 44"L x 26"W x 12"H

PACKAGE TYPE : BOXED

830673

Inlet A : 2 BOLT SPIN TYPE

Outlet A : 2.50" OD

Outlet B : 2.50" ID



<----- 46" O.A.L. ----->

WEIGHT : 23 lbs.

BOX SIZE : 44"L x 26"W x 12"H

PACKAGE TYPE : BOXED

830678

Inlet A : 2 BOLT SPIN TYPE

Outlet A : 2.50" OD



<----- 35 1/2" O.A.L. ----->

WEIGHT : 18 lbs.

BOX SIZE : 33"L x 22"W x 9"H

PACKAGE TYPE : BOXED

830676

Inlet A : 2 BOLT SPIN TYPE

Outlet A : 2.50" OD



<----- 33.75" O.A.L. ----->

WEIGHT : 15 lbs.

BOX SIZE : 32"L x 22"W x 10"H

PACKAGE TYPE : BOXED

830679

Inlet A : 2 BOLT SPIN TYPE

Outlet A : 2.50" OD



<----- 46" O.A.L. ----->

WEIGHT : 24 lbs.

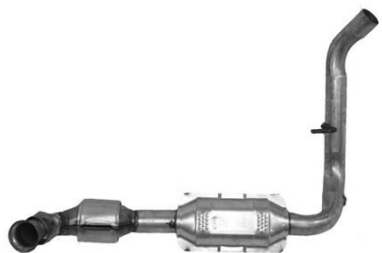
BOX SIZE : 44"L x 26"W x 12"H

PACKAGE TYPE : BOXED

830680

Inlet A : 2 BOLT SPIN TYPE

Outlet A : 2.50" OD



<----- 40 1/2" O.A.L. ----->

WEIGHT : 16 lbs.

BOX SIZE : 44"L x 26"W x 12"H

PACKAGE TYPE : BOXED

830681

Inlet A : 2 BOLT SPIN TYPE

**Outlet A : 2.50" OD
Outlet B : 2.50" ID**



<----- 46 1/2" O.A.L. ----->

WEIGHT : 15 lbs.

BOX SIZE : 75"L x 10"W x 5"H

PACKAGE TYPE : BOXED

830682

Inlet A : 2 BOLT SPIN TYPE

Outlet A : 2.50" OD



<----- 34" O.A.L. ----->

WEIGHT : 15 lbs.

BOX SIZE : 32"L x 22"W x 10"H

PACKAGE TYPE : BOXED

830683

Inlet A : 2 BOLT SPIN TYPE

**Outlet A : 2.50" OD
Outlet B : 2.50" ID**



<----- 49 1/2" O.A.L. ----->

WEIGHT : 20 lbs.

BOX SIZE : 44"L x 26"W x 12"H

PACKAGE TYPE : BOXED

830701

Inlet A : 2.25"

Outlet A : 2.25"



<----- 16" O.A.L. ----->

WEIGHT : N/A

BOX SIZE : 16"L x 4.875"W x 6.25"H

PACKAGE TYPE : Boxed

830702

Inlet A : 2.00"

Outlet A : 2.00"



<----- 14" O.A.L. ----->

WEIGHT : N/A

BOX SIZE : 14.5"L x 7.5"W x 4.5"H

PACKAGE TYPE : Boxed

830703

Inlet A : 2.25"

Outlet A : 2.25"



<----- 14" O.A.L. ----->

WEIGHT : N/A

BOX SIZE : 14.5"L x 7.5"W x 4.5"H

PACKAGE TYPE : Boxed

830706

Inlet A : 2.00"

Outlet A : 2.00"



<----- 12" O.A.L. ----->

WEIGHT : N/A

BOX SIZE : 12.5"L x 4.5"W x 4.5"H

PACKAGE TYPE : Boxed

830704

Inlet A : 2.25"

Outlet A : 2.25"



<----- 16" O.A.L. ----->

WEIGHT : N/A

BOX SIZE : 16"L x 4.875"W x 6.25"H

PACKAGE TYPE : Boxed

830707

Inlet A : 2.25"

Outlet A : 2.25"



<----- 14" O.A.L. ----->

WEIGHT : N/A

BOX SIZE : 14.5"L x 7.5"W x 4.5"H

PACKAGE TYPE : Boxed

830705

Inlet A : 2.00"

Outlet A : 2.00"



<----- 12" O.A.L. ----->

WEIGHT : N/A

BOX SIZE : 12.5"L x 4.5"W x 4.5"H

PACKAGE TYPE : Boxed

830708

Inlet A : 2.50"

Outlet A : 2.50"



<----- 14" O.A.L. ----->

WEIGHT : N/A

BOX SIZE : 14.5"L x 7.5"W x 4.5"H

PACKAGE TYPE : Boxed

830709

Inlet A : 2.00"

Outlet A : 2.00"



<----- 16" O.A.L. ----->

WEIGHT : N/A

BOX SIZE : 16"L x 4.875"W x 6.25"H

PACKAGE TYPE : Boxed

830712

Inlet A : 2.00"

Outlet A : 2.00"



<----- 14" O.A.L. ----->

WEIGHT : N/A

BOX SIZE : 14.5"L x 7.5"W x 4.5"H

PACKAGE TYPE : Boxed

830710

Inlet A : 2.00"

Outlet A : 2.00"



<----- 14" O.A.L. ----->

WEIGHT : N/A

BOX SIZE : 14.5"L x 7.5"W x 4.5"H

PACKAGE TYPE : Boxed

830713

Inlet A : 2.25"

Outlet A : 2.25"



<----- 16" O.A.L. ----->

WEIGHT : N/A

BOX SIZE : 16"L x 4.875"W x 6.25"H

PACKAGE TYPE : Boxed

830711

Inlet A : 2.25"

Outlet A : 2.25"



<----- 14" O.A.L. ----->

WEIGHT : N/A

BOX SIZE : 14.5"L x 7.5"W x 4.5"H

PACKAGE TYPE : Boxed

830714

Inlet A : 2.00"

Outlet A : 2.00"



<----- 16" O.A.L. ----->

WEIGHT : N/A

BOX SIZE : 16"L x 4.875"W x 6.25"H

PACKAGE TYPE : Boxed

830715

Inlet A : 2.00"

Outlet A : 2.00"



<----- 16"O.A.L. ----->

WEIGHT : N/A

BOX SIZE : 16"L x 4.875"W x 6.25"H

PACKAGE TYPE : Boxed

830716

Inlet A : 2.00"

Outlet A : 2.00"



<----- 16"O.A.L. ----->

WEIGHT : N/A

BOX SIZE : 16"L x 4.875"W x 6.25"H

PACKAGE TYPE : Boxed

830717

Inlet A : 2.50"

Outlet A : 2.50"



<----- 14"O.A.L. ----->

WEIGHT : N/A

BOX SIZE : 14.5"L x 7.5"W x 4.5"H

PACKAGE TYPE : Boxed

830718

Inlet A : 2.00"

Outlet A : 2.00"



<----- 14"O.A.L. ----->

WEIGHT : N/A

BOX SIZE : 14.5"L x 7.5"W x 4.5"H

PACKAGE TYPE : Boxed

830719

Inlet A : 2.25"

Outlet A : 2.25"



<----- 14"O.A.L. ----->

WEIGHT : N/A

BOX SIZE : 14.5"L x 7.5"W x 4.5"H

PACKAGE TYPE : Boxed

830720

Inlet A : 2.50"

Outlet A : 2.50"



<----- 14"O.A.L. ----->

WEIGHT : N/A

BOX SIZE : 14.5"L x 7.5"W x 4.5"H

PACKAGE TYPE : Boxed

830723

Inlet A : 2.00"

Outlet A : 2.00"



<----- 14" O.A.L. ----->

WEIGHT : N/A


BOX SIZE : 14.5"L x 7.5"W x 4.5"H

PACKAGE TYPE : Boxed

830754

**Inlet A : 2 BOLT SPIN TYPE
Inlet B : 3 BOLT SPIN TYPE**

Outlet A : 2 BOLT WELDED



<----- 55.50" O.A.L. ----->

WEIGHT : 27 lbs.

BOX SIZE : 53"L x 17"W x 8"H

PACKAGE TYPE : UNBOXED

830724

Inlet A : 2.25"

Outlet A : 2.25"



<----- 16" O.A.L. ----->

WEIGHT : N/A

BOX SIZE : 16"L x 4.875"W x 6.25"H

PACKAGE TYPE : Boxed

830756

**Inlet A : 2 BOLT SPIN TYPE
Inlet B : 2 BOLT SPIN TYPE**

Outlet A : 3 BOLT WELDED



<----- 26.75" O.A.L. ----->

WEIGHT : 10 lbs.

BOX SIZE : 32"L x 22"W x 10"H

PACKAGE TYPE : BOXED

830753

**Inlet A : 2 BOLT SPIN TYPE
Inlet B : 2 BOLT SPIN TYPE**

Outlet A : 3 BOLT WELDED



<----- 25" O.A.L. ----->

WEIGHT : 13 lbs.

BOX SIZE : 32"L x 22"W x 10"H

PACKAGE TYPE : BOXED

830757

**Inlet A : 2 BOLT SPIN TYPE
Inlet B : 2 BOLT SPIN TYPE**

Outlet A : 3 BOLT WELDED



<----- 26" O.A.L. ----->

WEIGHT : 13 lbs.

BOX SIZE : 33"L x 22"W x 10"H

PACKAGE TYPE : BOXED

830760

Inlet A : 2 BOLT SPIN TYPE
Inlet B : 2 BOLT SPIN TYPE

Outlet A : 3 BOLT WELDED



<----- 36" O.A.L. ----->

WEIGHT : 23 lbs.

BOX SIZE : 44"L x 26"W x 12"H

PACKAGE TYPE : BOXED

830803

Inlet A : 2.25"

Outlet A : 2.25"



<----- 14" O.A.L. ----->

WEIGHT : N/A

BOX SIZE : 14.5"L x 7.5"W x 4.5"H

PACKAGE TYPE : Boxed

830801

Inlet A : 2.50"

Outlet A : 2.50"



<----- 14" O.A.L. ----->

WEIGHT : N/A

BOX SIZE : 14.5"L x 7.5"W x 4.5"H

PACKAGE TYPE : Boxed

830804

Inlet A : 2.00"

Outlet A : 2.00"



<----- 14" O.A.L. ----->

WEIGHT : N/A

BOX SIZE : 14.5"L x 7.5"W x 4.5"H

PACKAGE TYPE : Boxed

830802

Inlet A : 3.00"

Outlet A : 3.00"



<----- 14" O.A.L. ----->

WEIGHT : N/A

BOX SIZE : 14.5"L x 7.5"W x 4.5"H

PACKAGE TYPE : Boxed

830805

Inlet A : 2.25"

Outlet A : 2.25"



<----- 14" O.A.L. ----->

WEIGHT : N/A

BOX SIZE : 14.5"L x 7.5"W x 4.5"H

PACKAGE TYPE : Boxed

830806

Inlet A : 2.50"

Outlet A : 2.50"



<----- 14"O.A.L. ----->

WEIGHT : N/A

BOX SIZE : 14.5"L x 7.5"W x 4.5"H

PACKAGE TYPE : Boxed

830809

Inlet A : 2.00"

Outlet A : 2.00"



<----- 12"O.A.L. ----->

WEIGHT : N/A

BOX SIZE : 12.5"L x 4.5"W x 4.5"H

PACKAGE TYPE : Boxed

830807

Inlet A : 3.00"

Outlet A : 3.00"



<----- 14"O.A.L. ----->

WEIGHT : N/A

BOX SIZE : 14.5"L x 7.5"W x 4.5"H

PACKAGE TYPE : Boxed

830810

Inlet A : 2.00"

Outlet A : 2.00"



<----- 12"O.A.L. ----->

WEIGHT : N/A

BOX SIZE : 12.5"L x 4.5"W x 4.5"H

PACKAGE TYPE : Boxed

830808

Inlet A : 2.50"

Outlet A : 2.50"



<----- 16"O.A.L. ----->

WEIGHT : N/A

BOX SIZE : 16"L x 4.875"W x 6.25"H

PACKAGE TYPE : Boxed

830811

Inlet A : 2.50"

Outlet A : 2.50"



<----- 14"O.A.L. ----->

WEIGHT : N/A

BOX SIZE : 14.5"L x 7.5"W x 4.5"H

PACKAGE TYPE : Boxed

830812

Inlet A : 2.00"

Outlet A : 2.00"



<----- 14"O.A.L. ----->

WEIGHT : N/A

BOX SIZE : 14.5"L x 7.5"W x 4.5"H

PACKAGE TYPE : Boxed

830816

Inlet A : 2.25"

Outlet A : 2.25"



<----- 16"O.A.L. ----->

WEIGHT : N/A

BOX SIZE : 16"L x 4.875"W x 6.25"H

PACKAGE TYPE : Boxed

830813

Inlet A : 2.00"

Outlet A : 2.00"



<----- 16"O.A.L. ----->

WEIGHT : N/A

BOX SIZE : 16"L x 4.875"W x 6.25"H

PACKAGE TYPE : Boxed

830817

Inlet A : 2.25"

Outlet A : 2.25"



<----- 16"O.A.L. ----->

WEIGHT : N/A

BOX SIZE : 16"L x 4.875"W x 6.25"H

PACKAGE TYPE : Boxed

830815

Inlet A : 2.00"

Outlet A : 2.00"



<----- 16"O.A.L. ----->

WEIGHT : N/A

BOX SIZE : 16"L x 4.875"W x 6.25"H

PACKAGE TYPE : Boxed

830818

Inlet A : 2.00"

Outlet A : 2.00"



<----- 16"O.A.L. ----->

WEIGHT : N/A

BOX SIZE : 16"L x 4.875"W x 6.25"H

PACKAGE TYPE : Boxed

830819

Inlet A : 2.50"

Outlet A : 2.50"



<----- 14"O.A.L. ----->

WEIGHT : N/A

BOX SIZE : 14.5"L x 7.5"W x 4.5"H

PACKAGE TYPE : Boxed

830822

Inlet A : 2.50"

Outlet A : 2.50"



<----- 16"O.A.L. ----->

WEIGHT : N/A

BOX SIZE : 19"L x 9"W x 4.5"H

PACKAGE TYPE : Boxed

830820

Inlet A : 2.25"

Outlet A : 2.25"



<----- 14"O.A.L. ----->

WEIGHT : N/A

BOX SIZE : 14.5"L x 7.5"W x 4.5"H

PACKAGE TYPE : Boxed

830850

Inlet A : 3 BOLT WELDED

Outlet A : 2 BOLT SPIN TYPE



<----- 33"O.A.L. ----->

WEIGHT : 15 lbs.

BOX SIZE : 36"L x 11"W x 7"H

PACKAGE TYPE : BOXED

830821

Inlet A : 2.50"

Outlet A : 2.50"



<----- 14"O.A.L. ----->

WEIGHT : N/A

BOX SIZE : 14.5"L x 7.5"W x 4.5"H

PACKAGE TYPE : Boxed

830855

Inlet A : 3 BOLT WELDED

Outlet A : 2 BOLT WELDED



<----- 33"O.A.L. ----->

WEIGHT : 15 lbs.

BOX SIZE : 36"L x 11"W x 7"H

PACKAGE TYPE : BOXED

830856



WEIGHT : N/A
BOX SIZE : L x W x H

830857

Inlet A : 2 BOLT SPIN TYPE **Outlet A :** 2 BOLT SPIN TYPE
Inlet B : 2 BOLT WELDED **Outlet B :** 2.25" OD



<----- 45"O.A.L. ----->
WEIGHT : 19 lbs.
BOX SIZE : 43"L x 21"W x 11"H **PACKAGE TYPE :** BOXED

830858

Inlet A : 2 BOLT SPIN TYPE **Outlet A :** 2 BOLT WELDED



<----- 29.50"O.A.L. ----->
WEIGHT : 11 lbs.
BOX SIZE : 36"L x 11"W x 7"H **PACKAGE TYPE :** BOXED

830859


Inlet A : 2 BOLT SPIN TYPE **Outlet A :** 2.50" OD



<----- 49.50"O.A.L. ----->
WEIGHT : 20 lbs.
BOX SIZE : 44"L x 26"W x 12"H **PACKAGE TYPE :** BOXED

830860

Inlet A : 2 BOLT SPIN TYPE **Outlet A :** 2 BOLT SPIN TYPE



<----- 55"O.A.L. ----->
WEIGHT : 17 lbs.
BOX SIZE : 55"L x 23"W x 7"H **PACKAGE TYPE :** UNBOXED

830861

Inlet A : 2 BOLT WELDED **Outlet A :** 2 BOLT WELDED




<----- 28"O.A.L. ----->
WEIGHT : 8 lbs.
BOX SIZE : 36"L x 11"W x 7"H **PACKAGE TYPE :** BOXED

830862

Inlet A : 2 BOLT SPIN TYPE

Outlet A : 2 BOLT WELDED



<----- 38 1/4" O.A.L. ----->

WEIGHT : 11 lbs.

BOX SIZE : 32"L x 21"W x 17"H

PACKAGE TYPE : BOXED

830863

Inlet A : 2 BOLT SPIN TYPE

**Outlet A : 2.50" OD
Outlet B : 2.50" ID**



<----- 48 1/2" O.A.L. ----->

WEIGHT : 25 lbs.

BOX SIZE : 44"L x 26"W x 12"H

PACKAGE TYPE : BOXED

830864

Inlet A : 2 BOLT SPIN TYPE

Outlet A : 2.50" OD



<----- 36 1/4" O.A.L. ----->

WEIGHT : 16 lbs.


BOX SIZE : 32"L x 22"W x 10"H

PACKAGE TYPE : BOXED

830867

Inlet A : 2 BOLT WELDED

Outlet A : 3 BOLT WELDED



<----- 21.25" O.A.L. ----->

WEIGHT : 19 lbs.

BOX SIZE : 36"L x 11"W x 7"H

PACKAGE TYPE : BOXED

830868

**Inlet A : 2 BOLT SPIN TYPE
Inlet B : 3 BOLT SPIN TYPE**

Outlet A : 2 BOLT WELDED



<----- 44" O.A.L. ----->

WEIGHT : 23 lbs.

BOX SIZE : 45"L x 15"W x 11"H

PACKAGE TYPE : BOXED

830869

Inlet A : 2 BOLT SPIN TYPE

Outlet A : 2.25" OD



<----- 36" O.A.L. ----->

WEIGHT : 15 lbs.

BOX SIZE : 32"L x 22"W x 10"H

PACKAGE TYPE : BOXED

830870

Inlet A : 2 BOLT SPIN TYPE

**Outlet A : 2.50" OD
Outlet B : 2.25" ID**



<----- 46" O.A.L. ----->

WEIGHT : 23 lbs.


BOX SIZE : 44"L x 26"W x 12"H

PACKAGE TYPE : BOXED

830871

Inlet A : 2 BOLT SPIN TYPE

Outlet A : 2.50" OD



<----- 33 3/4" O.A.L. ----->

WEIGHT : 16 lbs.

BOX SIZE : 32"L x 21"W x 17"H

PACKAGE TYPE : BOXED

830872

Inlet A : 2 BOLT SPIN TYPE

**Outlet A : 2.50" OD
Outlet B : 2.50" ID**



<----- 55" O.A.L. ----->

WEIGHT : 26 lbs.

BOX SIZE : 44"L x 26"W x 12"H

PACKAGE TYPE : BOXED

830873

Inlet A : 3 BOLT WELDED

Outlet A : 2 BOLT WELDED



<----- 35" O.A.L. ----->

WEIGHT : 16 lbs.

BOX SIZE : 36"L x 11"W x 7"H

PACKAGE TYPE : BOXED

830874

Inlet A : 3 BOLT WELDED

Outlet A : 2 BOLT WELDED



<----- 32 1/2" O.A.L. ----->

WEIGHT : 15 lbs.

BOX SIZE : 36"L x 11"W x 7"H

PACKAGE TYPE : BOXED

830875

Inlet A : 2 BOLT WELDED

Outlet A : 2.25" OD



<----- 29.75" O.A.L. ----->

WEIGHT : 11 lbs.

BOX SIZE : 36"L x 11"W x 7"H

PACKAGE TYPE : BOXED

830876

Inlet A : 3 BOLT WELDED

Outlet A : 2 BOLT WELDED



<----- 33" O.A.L. ----->

WEIGHT : 15 lbs.

BOX SIZE : 36"L x 11"W x 7"H

PACKAGE TYPE : BOXED

830877

Inlet A : 2 BOLT SPIN TYPE

Outlet A : 2.50" OD



<----- 36" O.A.L. ----->

WEIGHT : 12 lbs.

BOX SIZE : 33"L x 22"W x 10"H

PACKAGE TYPE : BOXED

830878

Inlet A : 2 BOLT SPIN TYPE

Outlet A : 2.50" OD

Outlet B : 2.50" ID



<----- 46 1/2" O.A.L. ----->

WEIGHT : 19 lbs.

BOX SIZE : 44"L x 26"W x 12"H

PACKAGE TYPE : BOXED

830879

Inlet A : 2 BOLT SPIN TYPE

Outlet A : 2 BOLT WELDED

Inlet B : 2 BOLT SPIN TYPE



<----- 46" O.A.L. ----->

WEIGHT : 23 lbs.

BOX SIZE : 45"L x 15"W x 11"H

PACKAGE TYPE : BOXED

830880

Inlet A : 2 BOLT SPIN TYPE

Outlet A : 2.50" OD



<----- 34" O.A.L. ----->

WEIGHT : 13 lbs.

BOX SIZE : 32"L x 22"W x 10"H

PACKAGE TYPE : BOXED

830881

Inlet A : 2 BOLT SPIN TYPE

Outlet A : 2.50" OD

Outlet B : 2.50" ID



<----- 46.50" O.A.L. ----->

WEIGHT : 25 lbs.

BOX SIZE : 44"L x 26"W x 12"H

PACKAGE TYPE : BOXED

830883

Inlet A : 3 BOLT WELDED

Outlet A : 2 BOLT WELDED



<----- 35 1/2" O.A.L. ----->

WEIGHT : 20 lbs.

BOX SIZE : 36"L x 11"W x 7"H

PACKAGE TYPE : BOXED

830886

Inlet A : 2 BOLT SPIN TYPE

Outlet A : 2.50" OD



<----- 36" O.A.L. ----->

WEIGHT : 14 lbs.

BOX SIZE : 32"L x 21"W x 17"H

PACKAGE TYPE : BOXED

830887

Inlet A : 2 BOLT SPIN TYPE

**Outlet A : 2.50" OD
Outlet B : 2.50" ID**



<----- 53"O.A.L. ----->

WEIGHT : 25 lbs.

BOX SIZE : 44"L x 26"W x 12"H

PACKAGE TYPE : BOXED

830888

Inlet A : 2 BOLT SPIN TYPE

Outlet A : 2.25" OD



<----- 34 1/2"O.A.L. ----->

WEIGHT : 15 lbs.

BOX SIZE : 32"L x 22"W x 10"H

PACKAGE TYPE : BOXED

830889

Inlet A : 2 BOLT SPIN TYPE

**Outlet A : 2.50" OD
Outlet B : 2.25" ID**



<----- 46"O.A.L. ----->

WEIGHT : 20 lbs.

BOX SIZE : 44"L x 26"W x 12"H

PACKAGE TYPE : BOXED

830890

Inlet A : 2 BOLT SPIN TYPE

Outlet A : 2.50" OD



<----- 36"O.A.L. ----->

WEIGHT : 15 lbs.

BOX SIZE : 32"L x 21"W x 17"H

PACKAGE TYPE : BOXED

830891

Inlet A : 2 BOLT SPIN TYPE

**Outlet A : 2" OD
Outlet B : 2.50" ID**



<----- 46.50"O.A.L. ----->

WEIGHT : 20 lbs.

BOX SIZE : 44"L x 26"W x 12"H

PACKAGE TYPE : BOXED

830892

Inlet A : 3 BOLT WELDED

Outlet A : 2 BOLT WELDED



<----- 17.25"O.A.L. ----->

WEIGHT : 11 lbs.

BOX SIZE : 46"L x 16"W x 16"H

PACKAGE TYPE : BOXED

830893

Inlet A : 3 BOLT WELDED

Outlet A : 2 BOLT WELDED



<----- 37" O.A.L. ----->

WEIGHT : 12 lbs.

BOX SIZE : 36"L x 11"W x 7"H

PACKAGE TYPE : BOXED

830897

Inlet A : 2 BOLT WELDED

Outlet A : 2 BOLT WELDED



<----- 16.50" - 18.50" O.A.L. ----->

WEIGHT : 10 lbs.

BOX SIZE : 19"L x 9"W x 5"H

PACKAGE TYPE : BOXED

830894

Inlet A : 2 BOLT SPIN TYPE

Outlet A : 2.25" OD



<----- 39" O.A.L. ----->

WEIGHT : 13 lbs.

BOX SIZE : 33"L x 22"W x 10"H

PACKAGE TYPE : BOXED

830898

Inlet A : 3 BOLT WELDED

Outlet A : 2 BOLT WELDED



WEIGHT : 20 lbs.

BOX SIZE : 10"L x 18"W x 14"H

PACKAGE TYPE : BOXED

830895

Inlet A : 2 BOLT SPIN TYPE

Outlet A : 2.25" OD

Inlet B : 2.25" ID



<----- 46" O.A.L. ----->

WEIGHT : 22 lbs.

BOX SIZE : 44"L x 26"W x 12"H

PACKAGE TYPE : BOXED

840301

Inlet A : 9 BOLT WELDED

Outlet A : 3 BOLT WELDED



<----- 13.75" O.A.L. ----->

WEIGHT : 11 lbs.

BOX SIZE : 7"L x 14"W x 12"H

PACKAGE TYPE : BOXED

850202

Inlet A : 2.00"

Outlet A : 2.00"



<----- 14"O.A.L. ----->

WEIGHT : N/A


BOX SIZE : 14.5"L x 7.5"W x 4.5"H

PACKAGE TYPE : Boxed

850203

Inlet A : 2.25"

Outlet A : 2.25"



<----- 14"O.A.L. ----->

WEIGHT : N/A


BOX SIZE : 14.5"L x 7.5"W x 4.5"H

PACKAGE TYPE : Boxed

850204

Inlet A : 2.50"

Outlet A : 2.50"



<----- 14"O.A.L. ----->

WEIGHT : N/A


BOX SIZE : 14.5"L x 7.5"W x 4.5"H

PACKAGE TYPE : Boxed

850207

Inlet A : 2.00"

Outlet A : 2.00"



<----- 16"O.A.L. ----->

WEIGHT : N/A


BOX SIZE : 16"L x 4.875"W x 6.25"H

PACKAGE TYPE : Boxed

850209

Inlet A : 2.50"

Outlet A : 2.50"



<----- 16"O.A.L. ----->

WEIGHT : N/A

BOX SIZE : 16"L x 4.875"W x 6.25"H

PACKAGE TYPE : Boxed

850253

Inlet A : 2 BOLT WELDED

Outlet A : 3 BOLT WELDED



<----- 40"O.A.L. ----->

WEIGHT : 12 lbs.

BOX SIZE : 42"L x 10"W x 7"H

PACKAGE TYPE : BOXED

850254

Inlet A : 4 BOLT WELDED

Outlet A : 3 BOLT WELDED



<----- 39.50" O.A.L. ----->

WEIGHT : 11 lbs.


BOX SIZE : 42"L x 10"W x 7"H

PACKAGE TYPE : BOXED

850257

Inlet A : 4 BOLT WELDED

Outlet A : 3 BOLT SPIN TYPE



<----- 40" O.A.L. ----->

WEIGHT : 12 lbs.


BOX SIZE : 42"L x 10"W x 7"H

PACKAGE TYPE : BOXED

850258

Inlet A : 3 BOLT WELDED

Outlet A : 3 BOLT WELDED



<----- 39 1/2" O.A.L. ----->

WEIGHT : 12 lbs.

BOX SIZE : 42"L x 10"W x 7"H

PACKAGE TYPE : BOXED

850261

Inlet A : 2 BOLT WELDED

Outlet A : 3 BOLT WELDED



<----- 61" O.A.L. ----->

WEIGHT : 12 lbs.

BOX SIZE : 61"L x 14"W x 11"H

PACKAGE TYPE : UNBOXED

850264

Inlet A : 3 BOLT WELDED

Outlet A : 3 BOLT WELDED



<----- 42" O.A.L. ----->

WEIGHT : 11 lbs.


BOX SIZE : 42"L x 10"W x 7"H

PACKAGE TYPE : BOXED

850266

Inlet A : 2 BOLT WELDED

Outlet A : 3 BOLT WELDED



<----- 39 1/2" O.A.L. ----->

WEIGHT : 13 lbs.

BOX SIZE : 42"L x 10"W x 7"H

PACKAGE TYPE : BOXED

850272

Inlet A : 2 BOLT WELDED

Outlet A : 3 BOLT WELDED



<----- 40"O.A.L. ----->

WEIGHT : 14 lbs.

BOX SIZE : 42"L x 10"W x 7"H

PACKAGE TYPE : BOXED

850274

Inlet A : 3 BOLT WELDED

Outlet A : 3 BOLT WELDED



<----- 38.50"O.A.L. ----->

WEIGHT : 13 lbs.

BOX SIZE : 42"L x 10"W x 7"H

PACKAGE TYPE : BOXED

850612

Inlet A : 2.00"

Outlet A : 2.00"



<----- 14"O.A.L. ----->

WEIGHT : N/A

BOX SIZE : 14.5"L x 7.5"W x 4.5"H

PACKAGE TYPE : Boxed

850613

Inlet A : 2.25"

Outlet A : 2.25"



<----- 14"O.A.L. ----->

WEIGHT : N/A

BOX SIZE : 14.5"L x 7.5"W x 4.5"H

PACKAGE TYPE : Boxed

850618

Inlet A : 2.25"

Outlet A : 2.25"



<----- 16"O.A.L. ----->

WEIGHT : N/A

BOX SIZE : 16"L x 4.875"W x 6.25"H

PACKAGE TYPE : Boxed

850619

Inlet A : 2.50"

Outlet A : 2.50"



<----- 16"O.A.L. ----->

WEIGHT : N/A

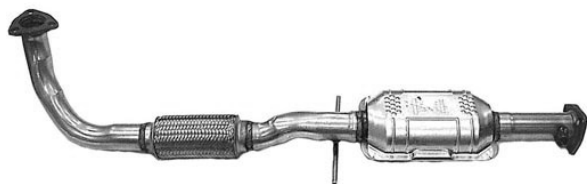
BOX SIZE : 16"L x 4.875"W x 6.25"H

PACKAGE TYPE : Boxed

850650

Inlet A : 3 BOLT WELDED

Outlet A : 3 BOLT SPIN TYPE



<----- 43"O.A.L. ----->

WEIGHT : 16 lbs.

BOX SIZE : 45"L x 15"W x 11"H

PACKAGE TYPE : BOXED

850656

Inlet A : 3 BOLT WELDED

Outlet A : 3 BOLT WELDED



<----- 24"O.A.L. ----->

WEIGHT : 10 lbs.

BOX SIZE : 30"L x 8"W x 6"H

PACKAGE TYPE : BOXED

850652

Inlet A : 3 BOLT WELDED

Outlet A : 3 BOLT WELDED



<----- 20"O.A.L. ----->

WEIGHT : 8 lbs.

BOX SIZE : 24"L x 8"W x 5"H

PACKAGE TYPE : BOXED

850659

Inlet A : 4 BOLT WELDED

Outlet A : 2.310" OD



<----- 23.75"O.A.L. ----->

WEIGHT : 10 lbs.

BOX SIZE : 24"L x 8"W x 5"H

PACKAGE TYPE : BOXED

850655

Inlet A : 3 BOLT WELDED

Outlet A : 3 BOLT WELDED



<----- 27.50"O.A.L. ----->

WEIGHT : 9 lbs.

BOX SIZE : 30"L x 8"W x 6"H

PACKAGE TYPE : BOXED

850660

Inlet A : 2 BOLT SPIN TYPE

Outlet A : 2.25" OD

Inlet B : 2 BOLT SPIN TYPE



<----- 51"O.A.L. ----->

WEIGHT : 19 lbs.

BOX SIZE : 51"L x 26"W x 10"H

PACKAGE TYPE : UNBOXED

850662

Inlet A : 2 BOLT WELDED

Outlet A : 2 BOLT WELDED



<----- 40"O.A.L. ----->

WEIGHT : 15 lbs.

BOX SIZE : 42"L x 10"W x 7"H

PACKAGE TYPE : BOXED

850663

Inlet A : 2 BOLT WELDED

Outlet A : 2 BOLT WELDED



<----- 37"O.A.L. ----->

WEIGHT : 15 lbs.

BOX SIZE : 42"L x 10"W x 7"H

PACKAGE TYPE : BOXED

850667

Inlet A : 3 BOLT WELDED

Outlet A : 3 BOLT WELDED



<----- 25"O.A.L. ----->

WEIGHT : 14 lbs.

BOX SIZE : 30"L x 8"W x 6"H

PACKAGE TYPE : BOXED

850668

Inlet A : 2 BOLT WELDED

Outlet A : 4 BOLT WELDED



<----- 67"O.A.L. ----->

WEIGHT : 14 lbs.

BOX SIZE : 67"L x 14"W x 11"H

PACKAGE TYPE : UNBOXED

850669

Inlet A : 2" ID

Outlet A : 4 BOLT WELDED



<----- 31.50"O.A.L. ----->

WEIGHT : 10 lbs.

BOX SIZE : 36"L x 11"W x 7"H

PACKAGE TYPE : BOXED

850670

Inlet A : 2 BOLT SPIN TYPE

Outlet A : 2.50" OD



<----- 40"O.A.L. ----->

WEIGHT : 13 lbs.

BOX SIZE : 42"L x 10"W x 7"H

PACKAGE TYPE : BOXED

850671

Inlet A : 2 BOLT WELDED

Outlet A : 4 BOLT WELDED



<----- 47"O.A.L. ----->

WEIGHT : 15 lbs.

BOX SIZE : 75"L x 10"W x 5"H

PACKAGE TYPE : BOXED

861002

Inlet A : 1.75"

Outlet A : 1.75"



<----- 16" O.A.L. ----->

WEIGHT : N/A

BOX SIZE : 16"L x 4.875"W x 6.25"H

PACKAGE TYPE : Boxed

861005

Inlet A : 2.50"

Outlet A : 2.50"



<----- 16" O.A.L. ----->

WEIGHT : N/A


BOX SIZE : 16"L x 4.875"W x 6.25"H

PACKAGE TYPE : Boxed

861003

Inlet A : 2.00"

Outlet A : 2.00"



<----- 16" O.A.L. ----->

WEIGHT : N/A

BOX SIZE : 16"L x 4.875"W x 6.25"H

PACKAGE TYPE : Boxed

861006

Inlet A : 3.00"

Outlet A : 3.00"



<----- 16" O.A.L. ----->

WEIGHT : N/A

BOX SIZE : 16"L x 4.875"W x 6.25"H

PACKAGE TYPE : Boxed

861004

Inlet A : 2.25"

Outlet A : 2.25"



<----- 16" O.A.L. ----->

WEIGHT : N/A

BOX SIZE : 16"L x 4.875"W x 6.25"H

PACKAGE TYPE : Boxed

861008

Inlet A : 1.75"

Outlet A : 1.75"



<----- 16" O.A.L. ----->

WEIGHT : N/A

BOX SIZE : 16"L x 4.875"W x 6.25"H

PACKAGE TYPE : Boxed

861009

Inlet A : 2.00"

Outlet A : 2.00"



<----- 16"O.A.L. ----->

WEIGHT : N/A

BOX SIZE : 16"L x 4.875"W x 6.25"H

PACKAGE TYPE : Boxed

861012

Inlet A : 3.00"

Outlet A : 3.00"



<----- 16"O.A.L. ----->

WEIGHT : N/A

BOX SIZE : 16"L x 4.875"W x 6.25"H

PACKAGE TYPE : Boxed

861010

Inlet A : 2.25"

Outlet A : 2.25"



<----- 16"O.A.L. ----->

WEIGHT : N/A

BOX SIZE : 16"L x 4.875"W x 6.25"H

PACKAGE TYPE : Boxed

861013

Inlet A : 2.00"

Outlet A : 2.00"



<----- 16"O.A.L. ----->

WEIGHT : N/A

BOX SIZE : 16"L x 4.875"W x 6.25"H

PACKAGE TYPE : Boxed

861011

Inlet A : 2.50"

Outlet A : 2.50"



<----- 16"O.A.L. ----->

WEIGHT : N/A

BOX SIZE : 16"L x 4.875"W x 6.25"H

PACKAGE TYPE : Boxed

861014

Inlet A : 2.25"

Outlet A : 2.25"



<----- 16"O.A.L. ----->

WEIGHT : N/A

BOX SIZE : 16"L x 4.875"W x 6.25"H

PACKAGE TYPE : Boxed

861015

Inlet A : 2.50"

Outlet A : 2.50"



<----- 16"O.A.L. ----->

WEIGHT : N/A

BOX SIZE : 16"L x 4.875"W x 6.25"H

PACKAGE TYPE : Boxed

861019

Inlet A : 2.00"

Outlet A : 2.00"



<----- 16"O.A.L. ----->

WEIGHT : N/A

BOX SIZE : 16"L x 4.875"W x 6.25"H

PACKAGE TYPE : Boxed

861016

Inlet A : 2.00"

Outlet A : 2.00"



<----- 16"O.A.L. ----->

WEIGHT : N/A

BOX SIZE : 16"L x 4.875"W x 6.25"H

PACKAGE TYPE : Boxed

861021

Inlet A : 1.75"

Outlet A : 1.75"



<----- 14"O.A.L. ----->

WEIGHT : N/A

BOX SIZE : 14.5"L x 7.5"W x 4.5"H

PACKAGE TYPE : Boxed

861017

Inlet A : 2.25"

Outlet A : 2.25"



<----- 16"O.A.L. ----->

WEIGHT : N/A

BOX SIZE : 16"L x 4.875"W x 6.25"H

PACKAGE TYPE : Boxed

861022

Inlet A : 2.00"

Outlet A : 2.00"



<----- 14"O.A.L. ----->

WEIGHT : N/A

BOX SIZE : 14.5"L x 7.5"W x 4.5"H

PACKAGE TYPE : Boxed

861023

Inlet A : 2.25"

Outlet A : 2.25"



<----- 14"O.A.L. ----->

WEIGHT : N/A

BOX SIZE : 14.5"L x 7.5"W x 4.5"H

PACKAGE TYPE : Boxed

861026

Inlet A : 2.25"

Outlet A : 2.25"



<----- 16"O.A.L. ----->

WEIGHT : N/A

BOX SIZE : 16"L x 4.875"W x 6.25"H

PACKAGE TYPE : Boxed

861024

Inlet A : 2.50"

Outlet A : 2.50"



<----- 14"O.A.L. ----->

WEIGHT : N/A

BOX SIZE : 14.5"L x 7.5"W x 4.5"H

PACKAGE TYPE : Boxed

861027

Inlet A : 1.75"

Outlet A : 1.75"



<----- 14"O.A.L. ----->

WEIGHT : N/A

BOX SIZE : 14.5"L x 7.5"W x 4.5"H

PACKAGE TYPE : Boxed

861025

Inlet A : 2.00"

Outlet A : 2.00"



<----- 16"O.A.L. ----->

WEIGHT : N/A

BOX SIZE : 16"L x 4.875"W x 6.25"H

PACKAGE TYPE : Boxed

861028

Inlet A : 2.00"

Outlet A : 2.00"



<----- 14"O.A.L. ----->

WEIGHT : N/A

BOX SIZE : 14.5"L x 7.5"W x 4.5"H

PACKAGE TYPE : Boxed

861029

Inlet A : 2.25"

Outlet A : 2.25"



<----- 14"O.A.L. ----->

WEIGHT : N/A

BOX SIZE : 14.5"L x 7.5"W x 4.5"H

PACKAGE TYPE : Boxed

862005

Inlet A : 2.25"

Outlet A : 2.25"



<----- 16"O.A.L. ----->

WEIGHT : N/A

BOX SIZE : 16"L x 4.875"W x 6.25"H

PACKAGE TYPE : Boxed

861030

Inlet A : 2.50"

Outlet A : 2.50"



<----- 14"O.A.L. ----->

WEIGHT : N/A

BOX SIZE : 14.5"L x 7.5"W x 4.5"H

PACKAGE TYPE : Boxed

862006

Inlet A : 2.50"

Outlet A : 2.50"



<----- 16"O.A.L. ----->

WEIGHT : N/A

BOX SIZE : 16"L x 4.875"W x 6.25"H

PACKAGE TYPE : Boxed

862004

Inlet A : 2.00"

Outlet A : 2.00"



<----- 16"O.A.L. ----->

WEIGHT : N/A

BOX SIZE : 16"L x 4.875"W x 6.25"H

PACKAGE TYPE : Boxed

862007

Inlet A : 2.50"

Outlet A : 2x2"



<----- 15.5"O.A.L. ----->

WEIGHT : N/A

BOX SIZE : 19"L x 9"W x 4.5"H

PACKAGE TYPE : Boxed

862014

Inlet A : 2.00"

Outlet A : 2.00"



<----- 16"O.A.L. ----->

WEIGHT : N/A

BOX SIZE : 19"L x 9"W x 4.5"H

PACKAGE TYPE : Boxed

862085

Inlet A : 2.25"

Outlet A : 2.25"



<----- 12"O.A.L. ----->

WEIGHT : N/A

BOX SIZE : 12.5"L x 4.5"W x 4.5"H

PACKAGE TYPE : Boxed

862075

Inlet A : 2.25"

Outlet A : 2.25"



<----- 12"O.A.L. ----->

WEIGHT : N/A

BOX SIZE : 14.5"L x 7.5"W x 4.5"H

PACKAGE TYPE : Boxed

862103

Inlet A : 1.75"

Outlet A : 1.75"



<----- 14"O.A.L. ----->

WEIGHT : N/A

BOX SIZE : 14.5"L x 7.5"W x 4.5"H

PACKAGE TYPE : Boxed

862084

Inlet A : 2.00"

Outlet A : 2.00"



<----- 12"O.A.L. ----->

WEIGHT : N/A

BOX SIZE : 12.5"L x 4.5"W x 4.5"H

PACKAGE TYPE : Boxed

862104

Inlet A : 2.00"

Outlet A : 2.00"



<----- 14"O.A.L. ----->

WEIGHT : N/A

BOX SIZE : 14.5"L x 7.5"W x 4.5"H

PACKAGE TYPE : Boxed

862105

Inlet A : 2.25"

Outlet A : 2.25"



<----- 14" O.A.L. ----->

WEIGHT : N/A


BOX SIZE : 14.5"L x 7.5"W x 4.5"H

PACKAGE TYPE : Boxed

863002

Inlet A : 2.00"

Outlet A : 2.00"



<----- 16" O.A.L. ----->

WEIGHT : N/A

BOX SIZE : 19"L x 9"W x 4.5"H

PACKAGE TYPE : Boxed

862830

Inlet A : 2.25"

Outlet A : 2.25"



<----- 12" O.A.L. ----->

WEIGHT : N/A

BOX SIZE : 14.5"L x 7.5"W x 4.5"H

PACKAGE TYPE : Boxed

863003

Inlet A : 2.25"

Outlet A : 2.25"



<----- 16" O.A.L. ----->

WEIGHT : N/A

BOX SIZE : 19"L x 9"W x 4.5"H

PACKAGE TYPE : Boxed

863001

Inlet A : 1.75"

Outlet A : 1.75"



<----- 16" O.A.L. ----->

WEIGHT : N/A


BOX SIZE : 19"L x 9"W x 4.5"H

PACKAGE TYPE : Boxed

863004

Inlet A : 2.50"

Outlet A : 2.50"



<----- 16" O.A.L. ----->

WEIGHT : N/A

BOX SIZE : 19"L x 9"W x 4.5"H

PACKAGE TYPE : Boxed

863005

Inlet A : 3.00"

Outlet A : 3.00"



<----- 16"O.A.L. ----->

WEIGHT : N/A

BOX SIZE : 19"L x 9"W x 4.5"H

PACKAGE TYPE : Boxed

863008

Inlet A : 2.50"

Outlet A : 2.50"



<----- 16"O.A.L. ----->

WEIGHT : N/A

BOX SIZE : 19"L x 9"W x 4.5"H

PACKAGE TYPE : Boxed

863006

Inlet A : 2.00"

Outlet A : 2.00"



<----- 16"O.A.L. ----->

WEIGHT : N/A

BOX SIZE : 19"L x 9"W x 4.5"H

PACKAGE TYPE : Boxed

863009

Inlet A : 2.50"

Outlet A : 2.50"



<----- 16"O.A.L. ----->

WEIGHT : N/A

BOX SIZE : 19"L x 9"W x 4.5"H

PACKAGE TYPE : Boxed

863007

Inlet A : 2.25"

Outlet A : 2.25"



<----- 16"O.A.L. ----->

WEIGHT : N/A

BOX SIZE : 19"L x 9"W x 4.5"H

PACKAGE TYPE : Boxed

863010

Inlet A : 2.25"

Outlet A : 2.25"



<----- 16"O.A.L. ----->

WEIGHT : N/A

BOX SIZE : 19"L x 9"W x 4.5"H

PACKAGE TYPE : Boxed

863011

Inlet A : 2.50"

Outlet A : 2x2"



<----- 16"O.A.L. ----->

WEIGHT : N/A

BOX SIZE : 19"L x 9"W x 4.5"H

PACKAGE TYPE : Boxed

863012

Inlet A : 2.00"

Outlet A : 2.00"



<----- 16"O.A.L. ----->

WEIGHT : N/A

BOX SIZE : 19"L x 9"W x 4.5"H

PACKAGE TYPE : Boxed

863013

Inlet A : 3.00"

Outlet A : 3.00"



<----- 28"O.A.L. ----->

WEIGHT : N/A

BOX SIZE : 34"L x 8.75"W x 8.5"H

PACKAGE TYPE : Boxed

863197

Inlet A : 4 BOLT WELDED

Outlet A : 3" OD



<----- 31"O.A.L. ----->

WEIGHT : 19 lbs.

BOX SIZE : 36"L x 11"W x 7"H

PACKAGE TYPE : BOXED

863198

Inlet A : 4 BOLT WELDED

Outlet A : 2 1/2" OD



<----- 29"O.A.L. ----->

WEIGHT : 19 lbs.

BOX SIZE : 36"L x 11"W x 7"H

PACKAGE TYPE : BOXED

863501

Inlet A : 2.25" ID

Outlet A : 2.25" OD



<----- 22"O.A.L. ----->

WEIGHT : 8 lbs.

BOX SIZE : 24"L x 8"W x 5"H

PACKAGE TYPE : BOXED

863503

Inlet A : 2 BOLT WELDED

Outlet A : 2 BOLT WELDED



<----- 16.50" - 18.50" O.A.L. ----->

WEIGHT : 10 lbs.

BOX SIZE : 19"L x 9"W x 5"H

PACKAGE TYPE : BOXED

863509

Inlet A : 3" ID

Outlet A : 3" OD



<----- 26" O.A.L. ----->

WEIGHT : 11 lbs.

BOX SIZE : 30"L x 8"W x 6"H

PACKAGE TYPE : BOXED

863510

Inlet A : 2.50" ID

Outlet A : 2.325" OD



<----- 22" O.A.L. ----->

WEIGHT : 8 lbs.

BOX SIZE : 24"L x 8"W x 5"H

PACKAGE TYPE : BOXED

863514

Inlet A : 2 BOLT SPIN TYPE

Outlet A : 2 BOLT WELDED



<----- 19" O.A.L. ----->

WEIGHT : 7 lbs.

BOX SIZE : 30"L x 8"W x 6"H

PACKAGE TYPE : BOXED

863515

Inlet A : 2.50" ID

Outlet A : 2.50" OD



<----- 24" O.A.L. ----->

WEIGHT : 9 lbs.

BOX SIZE : 24"L x 8"W x 5"H

PACKAGE TYPE : BOXED

863517

Inlet A : 2.50" ID

Outlet A : 2.50" OD



<----- 26" O.A.L. ----->

WEIGHT : 10 lbs.

BOX SIZE : 30"L x 8"W x 6"H

PACKAGE TYPE : BOXED

863518

Inlet A : 3" ID

Outlet A : 3" OD



<----- 26.50" O.A.L. ----->

WEIGHT : 12 lbs.

BOX SIZE : 30"L x 8"W x 6"H

PACKAGE TYPE : BOXED

863521

Inlet A : 2" OD

Outlet A : 2" OD



<----- 57" O.A.L. ----->

WEIGHT : 13 lbs.

BOX SIZE : 30"L x 8"W x 6"H

PACKAGE TYPE : BOXED

863523

Inlet A : 3" ID

Outlet A : 2.75" OD



<----- 60" O.A.L. ----->

WEIGHT : 21 lbs.

BOX SIZE : 75"L x 10"W x 5"H

PACKAGE TYPE : BOXED

863524

Inlet A : 3" ID

Outlet A : 2.75" OD



<----- 59" O.A.L. ----->

WEIGHT : 20 lbs.

BOX SIZE : 75"L x 10"W x 5"H

PACKAGE TYPE : BOXED

863525

Inlet A : 2.50" OD

Outlet A : 2.50" ID



<----- 59" O.A.L. ----->

WEIGHT : 18 lbs.

BOX SIZE : 75"L x 10"W x 5"H

PACKAGE TYPE : BOXED

863526

Inlet A : 2.50" ID

Outlet A : 2.50" OD



<----- 52" O.A.L. ----->

WEIGHT : 18 lbs.

BOX SIZE : 75"L x 10"W x 5"H

PACKAGE TYPE : BOXED

863527

Inlet A : 3" ID

Outlet A : 2.75" OD



<----- 59" O.A.L. ----->

WEIGHT : 21 lbs.

BOX SIZE : 75"L x 10"W x 5"H

PACKAGE TYPE : BOXED

863528

Inlet A : 2 BOLT SPIN TYPE

Outlet A : 2.50" OD

Inlet B : 2 BOLT SPIN TYPE



<----- 49" O.A.L. ----->

WEIGHT : 18 lbs.

BOX SIZE : 49"L x 29"W x 16"H

PACKAGE TYPE : UNBOXED

863529

Inlet A : 2.50" ID

Outlet A : 2.50" OD



<----- 79" O.A.L. ----->

WEIGHT : 17 lbs.

BOX SIZE : 79"L x 7"W x 6"H

PACKAGE TYPE : UNBOXED

863530

Inlet A : 2.25" ID

Outlet A : 2.25" OD



<----- 24" O.A.L. ----->

WEIGHT : 9 lbs.


BOX SIZE : 30"L x 8"W x 6"H

PACKAGE TYPE : BOXED

863537

Inlet A : 2 BOLT SPIN TYPE

Outlet A : 2 BOLT SPIN TYPE



<----- 17"O.A.L. ----->

WEIGHT : 8 lbs.

BOX SIZE : 24"L x 8"W x 5"H

PACKAGE TYPE : BOXED

863538

Inlet A : 3 BOLT WELDED

Outlet A : 2" OD



<----- 44"O.A.L. ----->

WEIGHT : 9 lbs.

BOX SIZE : 43"L x 21"W x 11"H

PACKAGE TYPE : BOXED

863541

Inlet A : 3 BOLT WELDED

Outlet A : 2 BOLT WELDED



<----- 35.75"O.A.L. ----->

WEIGHT : 12 lbs.

BOX SIZE : 36"L x 11"W x 7"H

PACKAGE TYPE : BOXED

863543

Inlet A : 3 BOLT WELDED

Inlet B : 3 BOLT WELDED

Outlet A : 2 BOLT SPIN TYPE



<----- 56"O.A.L. ----->

WEIGHT : 25 lbs.

BOX SIZE : 53"L x 23"W x 19"H

PACKAGE TYPE : UNBOXED

863544

Inlet A : 2 BOLT SPIN TYPE

Outlet A : 2 BOLT SPIN TYPE



<----- 17"O.A.L. ----->

WEIGHT : 7 lbs.

BOX SIZE : 19"L x 9"W x 5"H

PACKAGE TYPE : BOXED

863546

Inlet A : 4 BOLT WELDED

Outlet A : 4 BOLT WELDED



<----- 17"O.A.L. ----->

WEIGHT : 8 lbs.

BOX SIZE : 19"L x 9"W x 5"H

PACKAGE TYPE : BOXED

863547

Inlet A : 4 BOLT WELDED

Outlet A : 4 BOLT WELDED



<----- 14"O.A.L. ----->

WEIGHT : 7 lbs.

BOX SIZE : 15"L x 8"W x 5"H

PACKAGE TYPE : BOXED

863552

**Inlet A : 3 BOLT SPIN TYPE
Inlet B : 3 BOLT SPIN TYPE**

Outlet A : 3" OD



<----- 47"O.A.L. ----->

WEIGHT : 17 lbs.

BOX SIZE : 47"L x 26"W x 14"H

PACKAGE TYPE : UNBOXED

863550

Inlet A : 2 BOLT SPIN TYPE

Outlet A : 2.25" OD



<----- 57"O.A.L. ----->

WEIGHT : 15 lbs.

BOX SIZE : 42"L x 10"W x 7"H

PACKAGE TYPE : BOXED

863553

Inlet A : 2.50" ID

Outlet A : 4 BOLT WELDED



<----- 18"O.A.L. ----->

WEIGHT : 8 lbs.

BOX SIZE : 19"L x 9"W x 5"H

PACKAGE TYPE : BOXED

863551

Inlet A : 2 BOLT SPIN TYPE

Outlet A : 2.25" OD



<----- 53"O.A.L. ----->

WEIGHT : 14 lbs.

BOX SIZE : 75"L x 10"W x 5"H

PACKAGE TYPE : BOXED

863554

**Inlet A : 3 BOLT SPIN TYPE
Inlet B : 3 BOLT SPIN TYPE**

Outlet A : 3" OD



<----- 44"O.A.L. ----->

WEIGHT : 20 lbs.

BOX SIZE : 44"L x 28"W x 16"H

PACKAGE TYPE : UNBOXED

863580

Inlet A : 2.50" ID

Outlet A : 2.50" OD



<----- 53" O.A.L. ----->

WEIGHT : 16 lbs.

BOX SIZE : 30"L x 8"W x 6"H

PACKAGE TYPE : BOXED

865004

Inlet A : 2.50"

Outlet A : 2.50"



<----- 16" O.A.L. ----->

WEIGHT : N/A

BOX SIZE : 19"L x 9"W x 4.5"H

PACKAGE TYPE : Boxed

865012

Inlet A : 3.00"

Outlet A : 3.00"



<----- 28" O.A.L. ----->

WEIGHT : N/A

BOX SIZE : 34"L x 8.75"W x 8.5"H

PACKAGE TYPE : Boxed

865013

Inlet A : 2.50"

Outlet A : 2.50"



<----- 28" O.A.L. ----->

WEIGHT : N/A

BOX SIZE : 34"L x 8.75"W x 8.5"H

PACKAGE TYPE : Boxed

865014

Inlet A : 2.50"

Outlet A : 2x2"



<----- 16" O.A.L. ----->

WEIGHT : N/A

BOX SIZE : 19"L x 9"W x 4.5"H

PACKAGE TYPE : Boxed

865015

Inlet A : 3.00"

Outlet A : 3.00"



<----- 16" O.A.L. ----->

WEIGHT : N/A

BOX SIZE : 19"L x 9"W x 4.5"H

PACKAGE TYPE : Boxed

865016

Inlet A : 2.00"

Outlet A : 2.00"



<----- 16" O.A.L. ----->

WEIGHT : N/A

BOX SIZE : 19"L x 9"W x 4.5"H

PACKAGE TYPE : Boxed

865017

Inlet A : 2.25"

Outlet A : 2.25"



<----- 16" O.A.L. ----->

WEIGHT : N/A

BOX SIZE : 19"L x 9"W x 4.5"H

PACKAGE TYPE : Boxed

865018

Inlet A : 2.50"

Outlet A : 2.50"



<----- 16" O.A.L. ----->

WEIGHT : N/A

BOX SIZE : 19"L x 9"W x 4.5"H

PACKAGE TYPE : Boxed

865505

Inlet A : 4 BOLT WELDED

Outlet A : 2 1/2" OD



<----- 29" O.A.L. ----->

WEIGHT : 19 lbs.

BOX SIZE : 36"L x 11"W x 7"H

PACKAGE TYPE : BOXED

865506

Inlet A : 3 BOLT WELDED

Outlet A : 3" OD



<----- 35" O.A.L. ----->

WEIGHT : 16 lbs.

BOX SIZE : 36"L x 11"W x 7"H

PACKAGE TYPE : BOXED

865507

Inlet A : 2 BOLT SPIN TYPE

Outlet A : 2.50" OD

Inlet B : 2 BOLT SPIN TYPE



<----- 48" O.A.L. ----->

WEIGHT : 18 lbs.

BOX SIZE : 48"L x 27"W x 16"H

PACKAGE TYPE : UNBOXED

865508

Inlet A : 2 BOLT SPIN TYPE
Inlet B : 2 BOLT SPIN TYPE

Outlet A : 2.50" OD



<----- 58"O.A.L. ----->

WEIGHT : 18 lbs.


BOX SIZE : 49"L x 29"W x 16"H

PACKAGE TYPE : UNBOXED

865509

Inlet A : 2 BOLT SPIN TYPE
Inlet B : 2 BOLT SPIN TYPE

Outlet A : 2.50" OD



<----- 47"O.A.L. ----->

WEIGHT : 18 lbs.

BOX SIZE : 47"L x 29"W x 15"H

PACKAGE TYPE : UNBOXED

865510

Inlet A : 2 BOLT SPIN TYPE
Inlet B : 2 BOLT SPIN TYPE

Outlet A : 2.50" OD



<----- 56"O.A.L. ----->

WEIGHT : 25 lbs.

BOX SIZE : 75"L x 10"W x 5"H

PACKAGE TYPE : BOXED

865511

Inlet A : 2.50" ID

Outlet A : 2.50" OD



<----- 60"O.A.L. ----->

WEIGHT : 17 lbs.

BOX SIZE : 75"L x 10"W x 5"H

PACKAGE TYPE : BOXED

865512

Inlet A : 2 BOLT SPIN TYPE

Outlet A : 2.50" OD



<----- 48"O.A.L. ----->

WEIGHT : 20 lbs.

BOX SIZE : 44"L x 26"W x 12"H

PACKAGE TYPE : BOXED

865513

Inlet A : 2 BOLT SPIN TYPE
Inlet B : 2 BOLT SPIN TYPE

Outlet A : 2.50" OD



<----- 51"O.A.L. ----->

WEIGHT : 23 lbs.


BOX SIZE : 32"L x 21"W x 17"H

PACKAGE TYPE : BOXED

865514

Inlet A : 3" ID

Outlet A : 3" OD



<----- 29.75" O.A.L. ----->

WEIGHT : 17 lbs.

BOX SIZE : 36"L x 11"W x 7"H

PACKAGE TYPE : BOXED

865515

Inlet A : 3 BOLT WELDED

Outlet A : 3" OD



<----- 35" O.A.L. ----->

WEIGHT : 18 lbs.

BOX SIZE : 36"L x 11"W x 7"H

PACKAGE TYPE : BOXED

865516

Inlet A : 3 BOLT WELDED

Outlet A : 3" OD



<----- 37.75" O.A.L. ----->

WEIGHT : 19 lbs.

BOX SIZE : 42"L x 10"W x 7"H

PACKAGE TYPE : BOXED

865517

Inlet A : 3 BOLT WELDED

Outlet A : 3" OD



<----- 56" O.A.L. ----->

WEIGHT : 19 lbs.

BOX SIZE : 75"L x 10"W x 5"H

PACKAGE TYPE : BOXED

865518

Inlet A : 3 BOLT SPIN TYPE

Inlet B : 3 BOLT WELDED

Outlet A : 3 BOLT WELDED



<----- 44" O.A.L. ----->

WEIGHT : 24 lbs.

BOX SIZE : 44"L x 32"W x 16"H

PACKAGE TYPE : UNBOXED

865519

Inlet A : 3 BOLT SPIN TYPE

Inlet B : 3 BOLT SPIN TYPE

Outlet A : 3 BOLT WELDED



<----- 61" O.A.L. ----->

WEIGHT : 21 lbs.

BOX SIZE : 61"L x 30"W x 13"H

PACKAGE TYPE : UNBOXED

865520

Inlet A : 3 BOLT SPIN TYPE

Outlet A : 2 BOLT WELDED



<----- 37" O.A.L. ----->

WEIGHT : 17 lbs.

BOX SIZE : 43"L x 21"W x 11"H

PACKAGE TYPE : UNBOXED

865521

Inlet A : 3 BOLT SPIN TYPE

Outlet A : 3 BOLT WELDED



<----- 48"O.A.L. ----->

WEIGHT : 19 lbs.

BOX SIZE : 48"L x 28"W x 13"H

PACKAGE TYPE : UNBOXED

865522

Inlet A : 3 BOLT SPIN TYPE

Outlet A : 2 BOLT WELDED

Inlet B : 3 BOLT WELDED



<----- 61"O.A.L. ----->

WEIGHT : 23 lbs.

BOX SIZE : 44"L x 26"W x 12"H

PACKAGE TYPE : BOXED

865523

Inlet A : 3 BOLT SPIN TYPE

Outlet A : 2 BOLT WELDED



<----- 50"O.A.L. ----->

WEIGHT : 18 lbs.

BOX SIZE : 75"L x 10"W x 5"H

PACKAGE TYPE : BOXED

865524

Inlet A : 3 BOLT SPIN TYPE

Outlet A : 2 BOLT WELDED

Inlet B : 3 BOLT WELDED



<----- 46"O.A.L. ----->

WEIGHT : 32 lbs.

BOX SIZE : 45"L x 15"W x 11"H

PACKAGE TYPE : BOXED

865526

Inlet A : 3 BOLT WELDED

Outlet A : 2 BOLT WELDED

Inlet B : 3 BOLT SPIN TYPE



<----- 64"O.A.L. ----->

WEIGHT : 31 lbs.

BOX SIZE : 64"L x 32"W x 15"H

PACKAGE TYPE : UNBOXED

865527

Inlet A : 2.50" ID

Outlet A : 2.50" OD



<----- 60"O.A.L. ----->

WEIGHT : 16 lbs.

BOX SIZE : 75"L x 10"W x 5"H

PACKAGE TYPE : BOXED

865528

Inlet A : 2.50" ID

Outlet A : 2.50" OD



<----- 59"O.A.L. ----->

WEIGHT : 18 lbs.

BOX SIZE : 75"L x 10"W x 5"H

PACKAGE TYPE : BOXED

865529

**Inlet A : 2 BOLT SPIN TYPE
Inlet B : 2 BOLT SPIN TYPE**

Outlet A : 2.50" OD



<----- 54" O.A.L. ----->

WEIGHT : 20 lbs.

BOX SIZE : 50"L x 28"W x 15"H

PACKAGE TYPE : UNBOXED

867019

Inlet A : 2.00"

Outlet A : 2.00"



<----- 14" O.A.L. ----->

WEIGHT : N/A

BOX SIZE : 14.5"L x 7.5"W x 4.5"H

PACKAGE TYPE : Boxed

867004

Inlet A : 2.25"

Outlet A : 2.25"



<----- 12" O.A.L. ----->

WEIGHT : N/A

BOX SIZE : 14.5"L x 7.5"W x 4.5"H

PACKAGE TYPE : Boxed

867020

Inlet A : 2.25"

Outlet A : 2.25"



<----- 14" O.A.L. ----->

WEIGHT : N/A

BOX SIZE : 14.5"L x 7.5"W x 4.5"H

PACKAGE TYPE : Boxed

867012

Inlet A : 2.25"

Outlet A : 2.25"



<----- 12" O.A.L. ----->

WEIGHT : N/A

BOX SIZE : 12.5"L x 4.5"W x 4.5"H

PACKAGE TYPE : Boxed

867022

Inlet A : 2.25"

Outlet A : 2.25"



<----- 14" O.A.L. ----->

WEIGHT : N/A

BOX SIZE : 14.5"L x 7.5"W x 4.5"H

PACKAGE TYPE : Boxed

867023

Inlet A : 2.00"

Outlet A : 2.00"



<----- 12"O.A.L. ----->

WEIGHT : N/A

BOX SIZE : 12.5"L x 4.5"W x 4.5"H

PACKAGE TYPE : Boxed

867026

Inlet A : 2.00"

Outlet A : 2.00"



<----- 16"O.A.L. ----->

WEIGHT : N/A

BOX SIZE : 16"L x 4.875"W x 6.25"H

PACKAGE TYPE : Boxed

867024

Inlet A : 2.00"

Outlet A : 2.00"



<----- 14"O.A.L. ----->

WEIGHT : N/A

BOX SIZE : 14.5"L x 7.5"W x 4.5"H

PACKAGE TYPE : Boxed

867500

Inlet A : 2 BOLT WELDED

Outlet A : 2 BOLT WELDED



<----- 13"O.A.L. ----->

WEIGHT : 11 lbs.

BOX SIZE : 7"L x 14"W x 12"H

CATALYST : 2

PACKAGE TYPE : BOXED

867025

Inlet A : 2.00"

Outlet A : 2.00"



<----- 14"O.A.L. ----->

WEIGHT : N/A

BOX SIZE : 14.5"L x 7.5"W x 4.5"H

PACKAGE TYPE : Boxed

867501

Inlet A : 6 BOLT WELDED

Outlet A : 2 BOLT WELDED



<----- 16"O.A.L. ----->

WEIGHT : 12 lbs.

BOX SIZE : 7"L x 14"W x 12"H

PACKAGE TYPE : BOXED

867502

Inlet A : 6 BOLT WELDED

Outlet A : 2 BOLT WELDED



<----- 10" O.A.L. ----->

WEIGHT : 9 lbs.

BOX SIZE : 7"L x 14"W x 12"H

PACKAGE TYPE : BOXED

867516

Inlet A : 2 BOLT WELDED

Outlet A : 2 BOLT WELDED



<----- 18" O.A.L. ----->

WEIGHT : 7 lbs.

BOX SIZE : 19"L x 9"W x 5"H

PACKAGE TYPE : BOXED

867503

Inlet A : 6 BOLT WELDED

Outlet A : 2 BOLT WELDED



<----- 15" O.A.L. ----->

WEIGHT : 12 lbs.

BOX SIZE : 18"L x 15"W x 10"H


CATALYST : 2

PACKAGE TYPE : BOXED

867517

Inlet A : 2 BOLT WELDED

Outlet A : 2 BOLT WELDED



<----- 20 1/2" O.A.L. ----->

WEIGHT : 7 lbs.

BOX SIZE : 36"L x 11"W x 7"H

PACKAGE TYPE : BOXED

867504

Inlet A : 6 BOLT WELDED

Outlet A : 2 BOLT WELDED



<----- 13" O.A.L. ----->

WEIGHT : 9 lbs.

BOX SIZE : 14"L x 12"W x 7"H

CATALYST : 1 X 1.5 X 4

PACKAGE TYPE : BOXED

868001

Inlet A : 2.00"

Outlet A : 2.00"



<----- 14" O.A.L. ----->

WEIGHT : N/A

BOX SIZE : 14.5"L x 7.5"W x 4.5"H

PACKAGE TYPE : Boxed

868002

Inlet A : 2.25"

Outlet A : 2.25"



<----- 14"O.A.L. ----->

WEIGHT : N/A

BOX SIZE : 14.5"L x 7.5"W x 4.5"H

PACKAGE TYPE : Boxed

868037

Inlet A : 2.50"

Outlet A : 2.50"



<----- 14"O.A.L. ----->

WEIGHT : N/A

BOX SIZE : 14.5"L x 7.5"W x 4.5"H

PACKAGE TYPE : Boxed

868003

Inlet A : 2.25"

Outlet A : 2.25"



<----- 16"O.A.L. ----->

WEIGHT : N/A

BOX SIZE : 16"L x 4.875"W x 6.25"H

PACKAGE TYPE : Boxed

868038

Inlet A : 2.00"

Outlet A : 2.00"



<----- 12"O.A.L. ----->

WEIGHT : N/A

BOX SIZE : 12.5"L x 4.5"W x 4.5"H

PACKAGE TYPE : Boxed

868030

Inlet A : 3.00"

Outlet A : 3.00"



<----- 14"O.A.L. ----->

WEIGHT : N/A

BOX SIZE : 14.5"L x 7.5"W x 4.5"H

PACKAGE TYPE : Boxed

868039

Inlet A : 2.25"

Outlet A : 2.25"



<----- 12"O.A.L. ----->

WEIGHT : N/A

BOX SIZE : 14.5"L x 7.5"W x 4.5"H

PACKAGE TYPE : Boxed

868041

Inlet A : 2.25"

Outlet A : 2.25"



<----- 16" O.A.L. ----->

WEIGHT : N/A

BOX SIZE : 16"L x 4.875"W x 6.25"H

PACKAGE TYPE : Boxed

868045

Inlet A : 2.25"

Outlet A : 2.25"



<----- 16" O.A.L. ----->

WEIGHT : N/A

BOX SIZE : 16"L x 4.875"W x 6.25"H

PACKAGE TYPE : Boxed

868042

Inlet A : 2.25"

Outlet A : 2.25"



<----- 14" O.A.L. ----->

WEIGHT : N/A

BOX SIZE : 14.5"L x 7.5"W x 4.5"H

PACKAGE TYPE : Boxed

868046

Inlet A : 2.25"

Outlet A : 2.25"



<----- 16" O.A.L. ----->

WEIGHT : N/A

BOX SIZE : 16"L x 4.875"W x 6.25"H

PACKAGE TYPE : Boxed

868044

Inlet A : 2.25"

Outlet A : 2.25"



<----- 14" O.A.L. ----->

WEIGHT : N/A

BOX SIZE : 14.5"L x 7.5"W x 4.5"H

PACKAGE TYPE : Boxed

868047

Inlet A : 2.25"

Outlet A : 2.25"



<----- 12" O.A.L. ----->

WEIGHT : N/A

BOX SIZE : 14.5"L x 7.5"W x 4.5"H

PACKAGE TYPE : Boxed

868500

Inlet A : 2 BOLT WELDED
Inlet B : 2 BOLT SPIN TYPE

Outlet A : 2 BOLT WELDED



<----- 29.50" O.A.L. ----->

WEIGHT : 9 lbs.

BOX SIZE : 30"L x 8"W x 6"H

PACKAGE TYPE : BOXED

868501

Inlet A : 3 BOLT WELDED

Outlet A : 2 BOLT WELDED



<----- 21" O.A.L. ----->

WEIGHT : 9 lbs.

BOX SIZE : 30"L x 8"W x 6"H

PACKAGE TYPE : BOXED

868503

Inlet A : 3 BOLT WELDED

Outlet A : 2 BOLT WELDED



<----- 22" O.A.L. ----->

WEIGHT : 9 lbs.

BOX SIZE : 24"L x 8"W x 5"H

PACKAGE TYPE : BOXED

868520

Inlet A : 2 BOLT SPIN TYPE

Outlet A : 2 BOLT WELDED



<----- 37.50" O.A.L. ----->

WEIGHT : 13 lbs.

BOX SIZE : 36"L x 11"W x 7"H

PACKAGE TYPE : BOXED

868535

Inlet A : 2 BOLT SPIN TYPE

Outlet A : 2 BOLT WELDED



<----- 34 1/2" O.A.L. ----->

WEIGHT : 12 lbs.

BOX SIZE : 36"L x 11"W x 7"H

PACKAGE TYPE : BOXED

872004

Inlet A : 2.00"

Outlet A : 2.00"



<----- 16" O.A.L. ----->

WEIGHT : N/A

BOX SIZE : 16"L x 4.875"W x 6.25"H

PACKAGE TYPE : Boxed

872005

Inlet A : 2.25"

Outlet A : 2.25"



<----- 16"O.A.L. ----->

WEIGHT : N/A

BOX SIZE : 16"L x 4.875"W x 6.25"H

PACKAGE TYPE : Boxed

872016

Inlet A : 2.50"

Outlet A : 2.50"



<----- 16"O.A.L. ----->

WEIGHT : N/A

BOX SIZE : 19"L x 9"W x 4.5"H

PACKAGE TYPE : Boxed

872014

Inlet A : 2.00"

Outlet A : 2.00"



<----- 16"O.A.L. ----->

WEIGHT : N/A

BOX SIZE : 19"L x 9"W x 4.5"H

PACKAGE TYPE : Boxed

872019

Inlet A : 3.00"

Outlet A : 3.00"



<----- 16"O.A.L. ----->

WEIGHT : N/A

BOX SIZE : 19"L x 9"W x 4.5"H

PACKAGE TYPE : Boxed

872015

Inlet A : 2.25"

Outlet A : 2.25"



<----- 16"O.A.L. ----->

WEIGHT : N/A

BOX SIZE : 19"L x 9"W x 4.5"H

PACKAGE TYPE : Boxed

872025

Inlet A : 2.25"

Outlet A : 2.25"



<----- 16"O.A.L. ----->

WEIGHT : N/A

BOX SIZE : 16"L x 4.875"W x 6.25"H

PACKAGE TYPE : Boxed

872037

Inlet A : 2.50"

Outlet A : 2x2"



<----- 15.5"O.A.L. ----->

WEIGHT : N/A

BOX SIZE : 19"L x 9"W x 4.5"H

PACKAGE TYPE : Boxed

872104

Inlet A : 2.00"

Outlet A : 2.00"



<----- 14"O.A.L. ----->

WEIGHT : N/A

BOX SIZE : 14.5"L x 7.5"W x 4.5"H

PACKAGE TYPE : Boxed

872041

Inlet A : 2.00"

Outlet A : 2.00"



<----- 16"O.A.L. ----->

WEIGHT : N/A

BOX SIZE : 16"L x 4.875"W x 6.25"H

PACKAGE TYPE : Boxed

872105

Inlet A : 2.25"

Outlet A : 2.25"



<----- 14"O.A.L. ----->

WEIGHT : N/A

BOX SIZE : 14.5"L x 7.5"W x 4.5"H

PACKAGE TYPE : Boxed

872103

Inlet A : 1.75"

Outlet A : 1.75"



<----- 14"O.A.L. ----->

WEIGHT : N/A

BOX SIZE : 14.5"L x 7.5"W x 4.5"H

PACKAGE TYPE : Boxed

872106

Inlet A : 2.50"

Outlet A : 2.50"



<----- 14"O.A.L. ----->

WEIGHT : N/A

BOX SIZE : 14.5"L x 7.5"W x 4.5"H

PACKAGE TYPE : Boxed

872134

Inlet A : 2.00"

Outlet A : 2.00"



<----- 14"O.A.L. ----->

WEIGHT : N/A

BOX SIZE : 14.5"L x 7.5"W x 4.5"H

PACKAGE TYPE : Boxed

872135

Inlet A : 2.25"

Outlet A : 2.25"



<----- 14"O.A.L. ----->

WEIGHT : N/A

BOX SIZE : 14.5"L x 7.5"W x 4.5"H

PACKAGE TYPE : Boxed