



C.V. BOOTS / AXLE SPINDLE NUTS  
2017 A Catalog



# EMPI INC.®

This **2017 A** Catalog features products for Front Wheel Drive Axles. It has been designed specifically for the Automotive Aftermarket. It includes Product by Application, Technical Information and Illustrations to assure positive identification in ordering the correct part.

The Product Lines featured in this catalog are: C.V. Boots, Clamps, Axle Spindle Nuts, Spindle Nut Kits, each designed and packaged for the Do-It-Yourself mechanic, with user-friendly hardware and instructions.

**EMPI** has been an Industry Leader for over 30 Years. We at **EMPI** manufacture Superior Quality parts. This includes New Axle Assemblies, C.V. Joints, and C.V. Boots.

Quality, Reliability and the Best Customer Service in the Industry are just a few of the reasons that Distributors, Remanufacturers and Professional Mechanics worldwide ask for **EMPI** Products by name. Every **EMPI** product is precision designed and engineered to replace the original equipment part exactly, using materials that provide Performance, Reliability and Longevity equal to and often better than the original equipment part.

**EMPI's** Experience and Integrity is what has always made our customers confident of getting the right part for the right application. We all take pride in our company, in our work and in our relationship with our customers.



**C.V. Boots & C.V. Boot Kits**



**Axle Spindle Nuts  
& Axle Spindle Nut Kits**



**Clamps / Grease / Tools**

The information listed in this catalog has been compiled from reliable sources and is correct to the best of our knowledge. **EMPI INC.** cannot and does not accept any responsibility or liability for errors or omissions, or harm resulting therefrom.

The use of recognized manufacturers (i.e. Ford, GKN, NTN, Saginaw, Volkswagen, etc.) and their respective model names/numbers by **EMPI INC.** is for the sole purpose of application and in no way denotes their use to infer or intend a direct connection between **EMPI INC.**, or its products and those manufacturers or factories.

© COPYRIGHT 2017, **EMPI INC.** ANY REPRODUCTION OF, ALL OR PART, OF THIS CATALOG IS STRICTLY PROHIBITED WITHOUT THE WRITTEN CONSENT OF **EMPI INC.** SHOULD ANY OF OUR CUSTOMERS WISH TO REPRODUCE PART OR ALL OF THIS CATALOG, PLEASE SUBMIT A DETAILED REQUEST IN WRITING TO THE ADDRESS ON THE BACK COVER OF THIS CATALOG.

**EMPI®** is a registered trademark of **EMPI INC.**



# TABLE OF CONTENTS

<b>Introduction</b> .....	Inside Front Cover
<b>Key to Abbreviations</b> .....	2
<b>C.V. Boot Introduction</b> .....	3
General Motors Brake and Suspension Identification .....	4
Body Style Identification .....	5-6
General Motor Inboard Joint Identification.....	7
C.V. Boots by Application .....	8-117
C.V. Boot Illustrations .....	118-142
Trilobal Base Illustrations .....	143
C.V. Boot Substitutes .....	144-146
Silicone Substitutes .....	147
C.V. Boot Test Specification .....	148
C.V. Boot Mold Number.....	149
Clamps.....	150-151
Tools / Grease.....	151-152
C.V. Boot Buyers Guide .....	153-162
<b>Axle Spindle Nut Introduction</b> .....	163
Axle Spindle Nuts by Application .....	164-198
Axle Spindle Nut Illustrations .....	199-200
Axle Spindle Nut Specification.....	201
Axle Spindle Nut Buyers Guide .....	202
Notes .....	203



# KEY TO ABBREVIATIONS

#..... Number  
 "..... Inch  
 °..... Degree  
 16V..... 16 Valve  
 2WD..... Two Wheel Drive  
 4WD..... Four Wheel Drive  
 2WS..... Two Wheel Steering  
 4WS..... Four Wheel Steering  
 A/C..... Air Conditioning  
 AT..... Automatic Transmission  
 ABS..... Anti-Lock Braking System  
 ASR..... Acceleration Skid Reduction  
 AWD..... All Wheel Drive  
 AXOD..... Automatic Overdrive  
 B..... Both  
 CA..... California  
 Carb..... Carburetor  
 cc..... Cubic Centimeter  
 CH..... Chassis  
 CHEVY..... Chevrolet  
 Chry..... Chrysler  
 CID..... Cubic Inch Displacement  
 Cont..... Continued  
 CONV..... Convertible  
 C.V..... Constant Velocity  
 CVT..... Continuously Variable Transmission  
 Cyl..... Cylinder  
 Deg..... Degree  
 DES..... Design  
 Dia..... Diameter  
 DIFF..... Differential  
 DOHC..... Dual Overhead Cam  
 DOJ..... Double Offset Joint (Cage, Race & Ball)  
 Dr..... Door  
 EFI..... Electronic Fuel Injection  
 Eng..... Engine  
 Exc..... Except  
 F/I..... Fuel Injection  
 Fr..... From  
 Frt..... Front  
 FT..... Foot  
 FWD..... Front Wheel Drive  
 GM..... General Motors  
 GVW..... Gross Vehicle Weight  
 H.D..... Heavy Duty  
 H.O..... High Output  
 H.P..... High Performance  
 Hsg..... Housing  
 I.B..... Inboard  
 I.D..... Identification  
 ID..... Inside Diameter  
 I.E..... In Example  
 IN..... Inch  
 Incl..... Including  
 Inj..... Injection  
 Int..... Intermediate  
 INT'L..... International  
 IRS..... Independent Rear Suspension

JT..... Joint  
 L..... Liter or Left  
 lb..... Pound  
 LH..... Left Hand (Driver Side)  
 LSD..... Limited Slip Differential  
 LTS..... Liters  
 M/T..... Manual Transmission  
 MAN..... Manual  
 MAX..... Maximum  
 MERC..... Mercury  
 Min..... Minimum  
 MITS..... Mitsubishi  
 mm..... Millimeter  
 Mod..... Modified  
 MPI..... Multi Port Fuel Injection  
 N/A..... Not Available  
 N/R..... Not Required  
 O.B..... Outboard  
 OD..... Outside Diameter  
 OE..... Original Equipment  
 OEM..... Original Equipment Manufacturer  
 OLDS..... Oldsmobile  
 Pass..... Passenger  
 Pc..... Piece  
 Pcs..... Pieces  
 PG..... Page  
 PLY..... Plymouth  
 P/N..... Part Number  
 PROD..... Produced  
 P/U..... Pickup  
 REPL..... Replaced  
 R/G..... Ring Gear  
 RH..... Right Hand (Passenger Side)  
 RPO..... Regular Production Option  
 RWD..... Rear Wheel Drive  
 RR..... Rear  
 S/C..... Supercharged  
 SER#..... Serial Number  
 SHO..... Super High Output  
 SOHC..... Single Overhead Cam  
 Spd..... Speed  
 Std..... Standard  
 Susp..... Suspension  
 TBA..... To Be Announced  
 T/C..... Traction Control  
 T&C..... Town & Country  
 TJ..... Tripod Joint  
 Trans..... Transmission  
 V..... Valve  
 VGA..... Variable Gear Ratio  
 VIN..... Vehicle Identification Number  
 VW..... Volkswagen  
 Whls..... Wheels  
 w/..... With  
 w/o..... Without



# C.V. BOOTS / C.V. BOOT KITS

The **C.V. Boots / C.V. Boot Kits Section** includes Inner and Outer C.V. Boots / C.V. Boot Kits by Application, Vehicle Model Identification Information, C.V. Boot Substitution Information, C.V. Boot Clamps, Grease and Tools. You will also find Technical Reference Guides including C.V. Boot Mold Numbers and Buyer's Guide.

Most **EMPI** C.V. Boots are Neoprene except where Silicone is noted. **EMPI** replaces Thermoplastic (Hard Plastic) Boots, both one piece and Inboard two piece Trilobal Boots (Boot & Adaptor), with a one-piece Neoprene Boot. Some Boot Kits have a Metal Flange, a Plastic Spacer or other components necessary for installation. These necessary components are **always** included in **EMPI** C.V. Boot Kits. Most Boots fit both Driver and Passenger sides of the vehicle. If the Catalog listing does not specify Driver or Passenger, the application listed is for both sides.

### Packaging:

Most Kits come complete with C.V. Boot, Pack of Grease\*, Installation Instructions and a set of Mounting Clamps. Installation Instructions include Technical Drawings and are written in English, French and Spanish. All are packaged in our distinctive **EMPI** 3-Color, Tri-Lingual Box.

Product may be purchased in attractive **EMPI** 3-Color Display Packaging or in "Bulk". To order Bulk product, simply look up the application by make, model and year and place your order using the **EMPI** part number listed for that application. If you wish to order Kits, just add a "D" to the part number.

Example:

- 86-2323-0 Inner Boot only for Toyota "X" Car, etc.
- 86-2323-D Boot Kit for Toyota "X" Car, etc.



\*Some Inboard Tripods fit directly into transmission. These kits do not contain grease.



# G.M. BRAKE AND SUSPENSION I.D.

In various areas of this catalog reference is made to brake and suspension systems; if brake or suspension system identification becomes necessary, the system type can be determined by locating the service parts identification plate. This plate is located under the trunk lid or on the trunk floor for passenger cars, or on the back of the rear seat for station wagons.

Brake System Type	Transmission Code	Suspension System Type	Gear Ratio Code
<b>Service Parts Identification</b>			
1 G 3 A R 4 7 9 X E 5 1 0 0 0 1			
AG1 AM6 AU3 A31 A90 BMD B34 B51 B56 B93 C 2 CO4 C49 C60			
C90 C95 DF3 D3C D33 D64 E5Z E7D FFL F40 GG2 GU2 G60 G67 G89			
JA1 JA4 KO5 K15 K99 LV2 MW9 MXO NA5 NB1 NK1 NK3 N33 N67 GJW			
T87 UJ83 U23 U35 V08 V10 WC3 WG2 YT9 Y56 01L 6PH 42B 421 42Q			
42T 109 7PH 11A 90A			
SCO # 253 PAINT LOWER BODY GM CODE 42			
LT GREY FERN MET - 1984 CUTLASS			
COLOR DUPONT CODE 397-AB154			
FISHER CODE WA B239			
FILLERS TO BE ARGENT			
PRINTED IN USA		PART NO. 14065987	

The following chart is a breakdown of GM brake system codes and descriptions per GM parts catalog

GM CODE	YEAR	DESCRIPTION
J41	82-00	Power, Disc, Drum (Cast Iron)
J42	82-92	Power, Rear Aluminum Brake Drum
J55	92-02	Brake System, Heavy Duty
J65	76-00	Power, Front & Rear Disc Brakes
JA1	91-00	Power, Light Duty Disc, Drum
JA2	82-98	Power, Heavy Duty Disc, Drum
JA3	84-86	Power, Extra Heavy Duty
JA3	76-83	Power, Station Wagon
JA8	82-94	Power, Medium Duty Disc, Drum
JL9	87-00	Power, Front & Rear Disc W/Antilock
JM4	84-00	Power, Antilock (Cast Iron Drums)

The following chart is a breakdown of suspension system & axle codes and descriptions per GM parts catalog

GM CODE	DESCRIPTION
F17	Transaxle 2.84:1 Ratio
F41	Firm Ride & Handling Suspension
F83	Transaxle 3.05:1 Ratio
FE1	Soft Ride Suspension
FE2	Ride & Handling Suspension
FE3	Sport Suspension
FE7	Heavy Duty Suspension
FQ3	Transaxle 2.86:1 Ratio
FR9	Transaxle 3.29:1 Ratio
FW2	Transaxle 3.06:1 Ratio
WA2	Material I.D. LeSabre Timing
ZR2	Chassis Package High Wider Performance 4X4



# BODY STYLE IDENTIFICATION

## Chrysler/Eagle/Mitsubishi

<b>AA Body</b>	Chrysler LeBaron, Dodge Spirit, Plymouth Acclaim
<b>AB Body</b>	Dodge Monaco, Eagle Premier
<b>AC Body</b>	Chrysler New Yorker, Dodge Dynasty
<b>E Body</b>	Chrysler E Class, Executive, New Yorker, Dodge 600, Plymouth Caravelle
<b>F245 Body</b>	Eagle Talon
<b>FJ Body</b>	Chrysler Sebring, Dodge Avenger, Eagle Talon, Mitsubishi Eclipse
<b>G Body</b>	Chrysler Laser, Dodge Daytona, Lancer, Shelby
<b>H Body</b>	Chrysler LeBaron GTS, Dodge Lancer
<b>J Body</b>	Chrysler LeBaron, 2-Door Convertible
<b>JA Body</b>	Chrysler Cirrus, Dodge Stratus, Plymouth Breeze
<b>JR Body</b>	Chrysler Cirrus, Sebring, Dodge Stratus (Sedan)
<b>JX Body</b>	Chrysler Sebring Convertible, Dodge Avenger, Eagle Talon
<b>K Body</b>	Chrysler Executive, LeBaron, Limousine, Town & Country Wagon, Dodge 400, 600, Aries, Plymouth Reliant
<b>KC Body</b>	Chrysler Limousine
<b>L Body</b>	Dodge 024, Charger 2.2, Omni, Rampage, Plymouth Duster, Horizon, Scamp, TC3, Turismo 2.2
<b>LE Body</b>	Eagle Summit Wagon
<b>LH Body</b>	Chrysler 300M, Concorde, LHS, New Yorker, Dodge Intrepid, Eagle Vision
<b>LX Body</b>	Chrysler 300, 300C, Dodge Magnum, Charger
<b>P Body</b>	Dodge Shadow, Plymouth Sundance
<b>PL Body</b>	Dodge Neon, Plymouth Neon
<b>PR Body</b>	Plymouth Prowler
<b>PT Body</b>	Chrysler PT Cruiser
<b>Q Body</b>	TC by Maserati
<b>Y Body</b>	Chrysler 5th Avenue, Imperial

## Chrysler SUV/Truck/Van

<b>CS Body</b>	Chrysler Pacifica
<b>DN/ND Body</b>	Dodge Dakota, Durango
<b>HB Body</b>	Dodge Durango
<b>KJ Body</b>	Jeep Liberty
<b>NS/S Body</b>	Chrysler Town & Country, Dodge Caravan, Grand Caravan, Plymouth Voyager, Grand Voyager
<b>RS Body</b>	Chrysler Town & Country, Voyager, Grand Voyager, Dodge Caravan, Grand Caravan
<b>WK Body</b>	Jeep Grand Cherokee
<b>WJ Body</b>	Jeep Grand Cherokee

## General Motors

<b>A Body</b>	Buick Century, Chevrolet Celebrity, Oldsmobile Cutlass Ciera, Pontiac 6000
<b>C Body</b>	Buick Electra, Park Avenue, Ultra, Cadillac DeVille, Fleetwood, Oldsmobile 98 Regency
<b>D Body</b>	Cadillac CTS
<b>E Body</b>	Buick Riviera, Reatta, Cadillac Concours, Deville, Eldorado, Seville, Oldsmobile Toronado, Trofeo
<b>F Body</b>	Chevrolet Camaro, Pontiac Firebird
<b>G Body</b>	Buick Riviera, Oldsmobile Aurora
<b>H Body</b>	Buick LeSabre, Oldsmobile 88, Delta, LSS, Regency, Royale, Pontiac Bonneville,
<b>J Body</b>	Buick Skyhawk, Cadillac Cimarron, Chevrolet Cavalier, Oldsmobile Firenza, Pontiac J2000, Sunbird, Sunfire, Saturn "L" Series
<b>K Body</b>	Cadillac DeVille, Seville
<b>L Body</b>	Chevrolet Beretta, Corsica
<b>M Body</b>	Chevrolet Sprint, Geo Metro
<b>N Body</b>	Buick Skylark, Somerset, Chevrolet Malibu, Oldsmobile Achieva, Alero, Calais, Cutlass, Pontiac, Grand Am
<b>P Body</b>	Pontiac Fiero
<b>R Body</b>	Chevrolet Spectrum, Geo Spectrum, Storm
<b>S Body</b>	Chevrolet Nova, Geo Prizm, Pontiac Vibe
<b>T Body</b>	Chevrolet Chevette, Pontiac LeMans, T-1000



# BODY STYLE IDENTIFICATION

## General Motors (Continued)

- V Body** Cadillac Allante, Catera, Pontiac GTO
- W Body** Buick Century, La Crosse, Regal, Chevrolet Impala, Lumina, Monte Carlo, Oldsmobile Cutlass Supreme, Intrigue, Pontiac Grand Prix
- X Body** Buick Skylark, Chevrolet Citation, Oldsmobile Omega, Pontiac Phoenix
- Y Body** Cadillac XLR, Chevrolet Corvette
- Z Body** Saturn SC, SL, SW Series

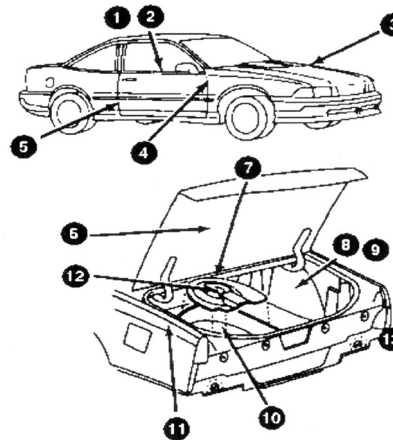
## General Motors SUV/Truck/Van

- J1 Series** Geo Tracker
- K Series** GM 4WD Full-Size SUV & Truck; Cadillac Escalade, Chevrolet Blazer, GMC Denali, Jimmy (Fullsize), K Series Pickup, Sierra, Silverado, Suburban, Tahoe, Yukon, Yukon XL
- S, T Series** Chevrolet S10 Blazer, S10 Pickup, GMC Envoy, S15 Jimmy, S15 Pickup, S15 Sonoma, Syclone, Typhoon, Oldsmobile Bravada (Incl. AWD & 4WD Models)
- L, M Series** Chevrolet Astro Van, GMC Safari Van (Incl. AWD Models)
- U Series** Chevrolet Lumina Van, Venture Van, Oldsmobile Silhouette, Pontiac Montana, Trans Sport (Incl. AWD Models)

# GENERAL MOTORS RPO CODE LOCATIONS

RPO codes are located on a Service Parts Identification label. Use the chart and diagrams to locate the Service Parts Identification label

- 1 - Underside Glove Box Cover, Center Console
- 2 - Top of Drive Shaft Tunnel, Under Rear Storage Compartment
- 3 - Drivers Side Front Wheelwell
- 4 - Inside Surface of Glove Box Door
- 5 - Rear Jam, Right Rear Door
- 6 - Under Trunk Lid
- 7 - On Spare Tire Cover Panel
- 8 - Under Spare Tire Cover, or Right Quarter Inner Panel
- 9 - Inside Jack Cover
- 10 - Under Rear Load Floor/ Seat Cover
- 11 - Left Rear Inner Trim Panel
- 12 - Inner Spare Tire Well
- 13 - Right Quarter Panel



### BUICK SERVICE PARTS ID LOCATION

Century Sedan	7
Century Wagon	8 or 1
Electra Sedan	6
Electra Wagon	10
Le Sabre Sedan	6 or 7
Le Sabre Wagon	10
Park Avenue	6 or 7
Reatta	6
Regal	6 or 7
Riviera	6 or 8
Roadmaster	6, 4 or 13
Skyhawk	7
Skylark	6 or 7
Somerset	6

### CADILLAC SERVICE PARTS ID LOCATION

Allante	12
Brougham	6
Cimarron	7
DeVille	6 or 7
Eldorado	6 or 7
Fleetwood	6
Seville	7, 6 or 5

### CHEVROLET SERVICE PARTS ID LOCATION

Beretta	7
Camaro	1
Caprice	6
Caprice Wagon	10, 4 or 13
Cavalier	7
Cavalier Wagon	8
Celebrity Sedan	7
Celebrity Wagon	8 or 11
Chevette	7
Citation	7
Corsica	7
Corvette	2, 1 or 6
El Camino	4
Impala Sedan	6
Impala Wagon	10
Lumina APV	9
Lumina Sedan	6 or 7
Monte Carlo	6 or 7
Nova	7
Prizm	7

### OLDSMOBILE SERVICE PARTS ID LOCATION

88 Sedan	6 or 7
98	6
Achieva	6
Aurora	6 or 8
Custom Cruiser	10
Cutlass Calais	6
Cutlass Ciera Sedan	7
Cutlass Ciera Wagon	8
Cutlass Supreme	6
Firenza Sedan	7
Firenza Wagon	8
Intrigue	7
Silhouette	9
Toronado	6
Trofeo	6

### PONTIAC SERVICE PARTS ID LOCATION

1000	7
2000	7
6000 Sedan	7
6000 Wagon	11
Bonneville	6 or 7
Fiero	3
Firebird	1
Grand Am	6 or 7
Grand Prix	6 or 7
LeMans	7
Parisienne	6
Safari	10
Sunfire	7
Sunbird	7
Trans Sport	9

### SATURN SERVICE PARTS ID LOCATION

SC, SL, SW	7
------------	---

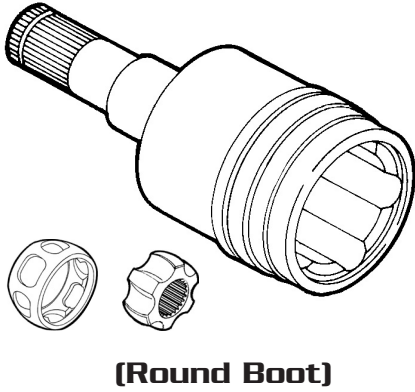
NOTE: Light Duty Trucks, Vans and SUV's not listed, the RPO tag is generally found on the inside surface of the glove box door



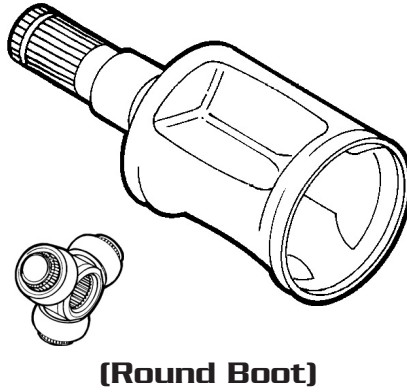


# G.M. INBOARD JOINT I.D.

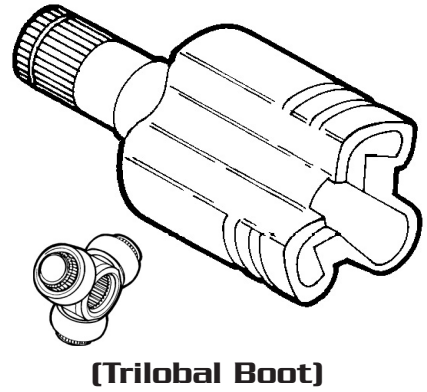
**Double Offset Type  
(Round Housing)**



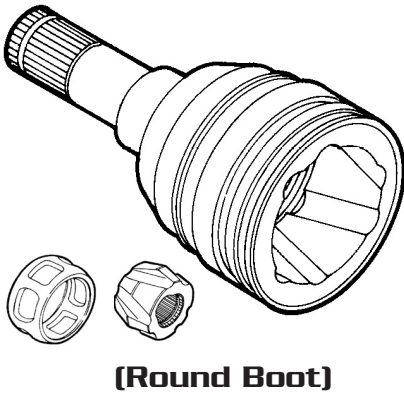
**Tripod Type  
(Round Housing)**



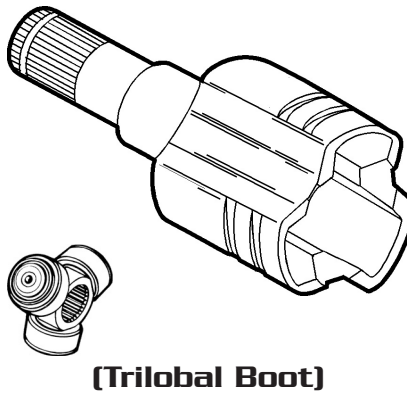
**Tripod Type  
("Y" Shaped Housing)**



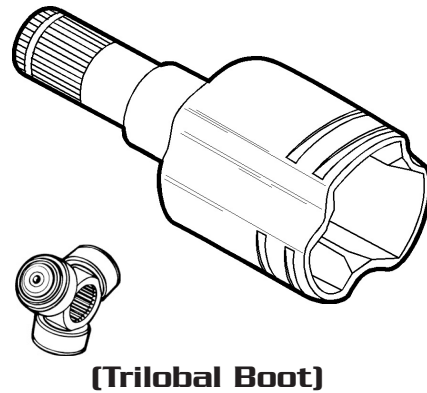
**Cross Groove Type  
(Round Housing)**



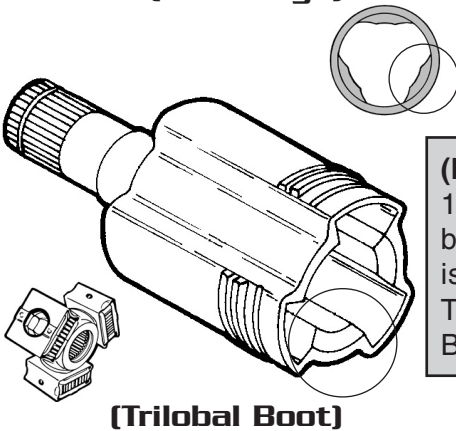
**Flat Roller Type G.M.  
(1st Design)**



**Flat Roller Type G.M.  
(2nd Design)**

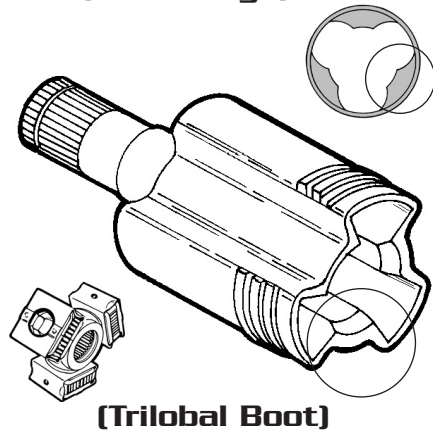


**Square Roller Type G.M.  
(1st Design)**



**(Note the difference in Contour)**  
1st Design has shallow depression between Roller Tracks. 2nd Design is a little deeper between Roller Tracks. See page 102 for Trilobal Base Pattern numbers.

**Square Roller Type G.M.  
(2nd Design)**





# C.V. BOOTS

MODEL	YEARS	SPECIFICATIONS	SIDE	INNER	OUTER
<b>Acura</b>					
<b>CL</b>	97-99			86-2124	86-2148
	01-03			86-2124	86-2352
<b>ILX</b>	2013	Hybrid		N/A	86-2375
		2.0L		N/A	86-2454
		2.4L		86-2508	86-2324
<b>Integra</b>	86-96			86-2124	86-1181
	1997	GS-R		86-2124	86-1181
	97-98	GS, LS & RS		86-2233	86-2159
		Type R		86-2124	N/A
	98-99	GS-R		86-2124	N/A
	1999	Exc. GS-R		86-2233	N/A
	00-01	GS, LS		86-2233	86-2385
		GS-R, Type-R		86-2124	86-2385
<b>Legend</b>	86-90			N/A	86-2127
	91-95			86-2221	86-2219
<b>RL</b>	96-98			86-2133	86-2148 ①
	99-04	Front		86-2133	86-2352
	05-10	Front		86-2124	86-2352
		<b>Rear</b>		86-1038	N/A
	11-12	Front		86-2124	86-2340
<b>RSX</b>	02-06	Base Model		86-2233	86-2404
		Type S		86-2124	86-2352
<b>TL</b>	95-98	2.5L		86-2124	86-2148 ①
	96-98	3.2L		86-2133	86-2148 ①
	1999			86-2124	86-2148 ①
	00-09			86-2124	86-2352
	10-13	Except SH-AWD w/Manual Transmission		86-2124	86-2352
	10-13	SH-AWD w/ Manual Transmission	Left	86-2507	86-2348
		Right	86-2506	86-2348	
<b>TSX</b>	04-10			86-2124	86-2352
<b>Vigor</b>	92-94			86-2128	86-2127

① **Note:** Problem solver boot available. O.E. boot has 3 convolutions and may be subject to premature failure. To replace with a 4 convolution boot, order part number 86-2381.

## Acura SUV/Truck/Van

<b>MDX (4WD)</b>	01-02	Front		86-2163	86-2340
	03-09	Front		86-2438	86-2348
	10-13	Front		86-2484	86-2348
	01-02	<b>Rear</b>		86-2313	86-1028
<b>RDX (AWD)</b>	07-12	Front		86-2124	86-2352
	2013	Front		86-2336	86-2352
<b>RDX (FWD)</b>	10-12			86-2124	86-2352
	2013			86-2336	86-2352
<b>SLX (4WD)</b>	96-99	Front		86-2145	86-2311
<b>ZDX (AWD)</b>	2010	Front		86-2484	86-2348





# C.V. BOOTS

MODEL YEARS SPECIFICATIONS SIDE INNER OUTER

## ATV (All Makes & Models, Continued)

### Carter Brothers

<b>GTR 250</b>	06-07.....Rear.....	N/A.....	86-1188
	09-10.....Rear.....	N/A.....	86-1188
<b>GTR 250 Interceptor</b>	2008.....Rear.....	N/A.....	86-1188
<b>GTR 300 Interceptor</b>	2008.....Rear.....	N/A.....	86-1188

### Cub Cadet Volunteer

06-13.....Front.....	86-2411.....	86-2343
<b>Rear</b> .....	86-2411.....	86-2343

### Honda

<b>TRX 300</b>	88-00.....4x4.....	86-2284.....	86-2284
<b>TRX 350 Rancher</b>	00-06.....4x4.....	86-2371.....	86-2284
<b>TRX 350</b>	86-87.....4x4.....	N/A.....	86-2284
<b>TRX 350D</b>	87-89.....4x4.....	N/A.....	86-2284
<b>FL400R Pilot</b>	89-90..... <b>Rear</b> .....	86-1038.....	86-1033
<b>TRX 400 Foreman</b>	95-01.....4x4.....	86-2284.....	86-2284
	2003.....4x4.....	86-2371.....	86-2284
<b>TRX 420 Rancher</b>	07-11.....4x4.....	86-2464.....	86-2284
<b>TRX 450 Foreman</b>	98-04.....4x4.....	86-2371.....	86-2284
<b>TRX 500 Foreman</b>	05-06.....4x4.....	86-2461.....	86-1188
	2007.....4x4 Exc. ES w/Power Steering.....	86-2461.....	86-1188
	4x4 ES w/Power Steering.....	86-2461.....	86-2284
	08-13.....4x4.....	86-2461.....	86-2284
<b>TRX 500 Rubicon</b>	01-04.....4x4.....	86-2371.....	86-1188
	05-07.....4x4.....	86-2461.....	86-1188
	08-13.....4x4.....	86-2461.....	86-2284
<b>TRX 650 Rincon</b>	03-04.....Front.....	86-2371.....	86-1188
	2005.....Front.....	86-2461.....	86-1188

### Kawasaki

<b>Bayou 300</b>	89-04.....4x4.....	86-2371.....	86-2284
<b>Bayou 400</b>	93-99.....4x4.....	86-2371.....	86-2284
<b>Brute Force 650</b>	05-09.....4x4.....	86-2461.....	86-2284
	06-08.....Front, 4x4i.....	86-2461.....	86-1188
	Rear, 4x4i.....	N/A.....	86-1188
	09-13.....Front, 4x4i.....	86-2461.....	86-2453
	Rear, 4x4i.....	86-2461.....	86-2254
<b>Brute Force 750</b>	05-07.....Front.....	86-2461.....	86-1188
	<b>Rear</b> .....	N/A.....	86-1188
	08-11.....Front.....	N/A.....	86-2453
	<b>Rear</b> .....	86-2461.....	86-2254
	12-13.....Front.....	86-2461.....	86-2453
	<b>Rear</b> .....	86-2461.....	86-2254
<b>Mule 610</b>	05-08.....4x4.....	86-2284.....	86-1188
	2009.....4x4 (To VIN # 1JK1AFE1 9B547191).....	86-2284.....	86-1188
	4x4 (From VIN # 1JK1AFE1 9B547192).....	86-2461.....	86-2453
	10-11.....4x4.....	86-2461.....	86-2453
<b>Mule 2010</b>	1990.....4x4.....	N/R.....	86-2284
<b>Mule 2510</b>	93-95.....4x4 620cc.....	N/A.....	86-2284
	97-99.....4x4 620cc.....	N/A.....	86-2284
	2000.....4x4 620cc and 950cc Diesel.....	86-2371.....	86-2284
<b>Mule 3010</b>	01-08.....4x4 620cc and 950cc Diesel.....	86-2371.....	86-2284



# C.V. BOOTS

MODEL YEARS SPECIFICATIONS SIDE INNER OUTER

## ATV (All Makes & Models, Continued)

**Kawasaki** (continued)

Prairie 300	99-02	4x4		86-2284	86-2284
Prairie 360	03-05	4x4		86-2284	86-2284
	06-08	4x4		86-2461	86-2284
	09-13	4x4		86-2461	N/A
Prairie 400	97-02	4x4		86-2284	86-2284
Prairie 650	02-03	4x4		86-2284	86-2284
Prairie 700	04-06			86-2461	86-2284
Kubota RTV900	03-08	Front		86-2371	86-2284
Kymco MXU500	06-07	Front		86-2284	86-2284
Polaris 300	1995	4x4		N/R	86-2343
350L	1990	4x4		N/R	86-2343
500	2002	4x4 PPS		86-2461	86-2343
Big Boss 250	1991	6x6		N/R	86-2343
	1992	6x6 (BTB)		N/R	86-2343
Big Boss 400L	95-96	6x6 (BTB)		N/R	86-2343
	1997	6x6		N/R	86-2343
Big Boss 500	1998	6x6		N/R	86-2343
Diesel 500	99-02	Front, 4x4		N/R	86-2343
		Rear, 4x4		86-2151	86-1052
Hawkeye	06-07	4x4 Front		86-2284	86-2284
	06-09	Rear		86-2284	86-2284
Magnum 325	2000	4x4		N/A	86-2343
	01-02	4x4 (Exc HDS)		N/A	86-2343
		4x4 HDS		86-2461	86-2343
Magnum 330	03-04	4x4 HDS		86-2461	86-2343
Magnum 425	95-96	4x4 (BTB)		N/R	86-2343
		6x6 (BTB)		N/R	86-2343
	1997	4x4		N/R	86-2343
		6x6		N/R	86-2343
	1998	4x4		N/R	86-2343
Magnum 500	99-00	4x4		N/R	86-2343
	2001	4x4 (Exc. HDS)		N/R	86-2343
	2002	4x4 HDS		86-2461	86-2343
	2003	4x4		86-2461	86-2343
PTV	2002	4x4		86-2461	86-2343
Ranger 500	04-05	Front, 4x4		N/A	86-2343
Scrambler 400	95-96	4x4 (BTB)		N/R	86-2343
	97-98	4x4		N/R	86-2343
	1999	4x4 (BTB)		N/R	86-2343
Scrambler 500	97-98	4x4		N/R	86-2343
Sportsman 300	08-10	Front, 4x4		86-2284	86-2284
		Rear, 4x4		86-2284	86-2284
Sportsman 335	99-00	Front, 4x4		N/R	86-2343
	2000	Rear, 4x4 (CV Design)		86-1051	86-1052



# C.V. BOOTS

MODEL YEARS SPECIFICATIONS SIDE INNER OUTER

## ATV (All Makes & Models, Continued)

### Polaris (Continued)

<b>Sportsman 400</b>	95-96	Front, 4x4 (BTB)	N/R	86-2343	
	1997	Front 4x4	N/R	86-2343	
	2001	Front, 4x4	N/R	86-2343	
		<b>Rear</b> , 4x4	86-2151	86-1052	
	02-05	<b>Rear</b> , 4x4	86-2151	86-1052	
	08-10	Front, 4x4	86-2284	86-2284	
		<b>Rear</b> , 4x4	86-2284	86-2284	
	<b>Sportsman 450</b>	06-07	Front, 4x4 (Before 7/25/06)	N/A	86-2343
		<b>Sportsman 500</b>	1996	4x4 (BTB)	N/R
	98-99		Front, 4x4	N/R	86-2343
	1999		<b>Rear</b> , 4x4	86-2151	86-1052
	00-01		Front, 4x4	N/R	86-2343
			Front, 6x6	N/R	86-2343
			<b>Rear</b> , 4x4	86-2151	86-1052
	02-05		<b>Rear</b> , 4x4	86-2151	86-1052
2006	Front, 4x4		N/R	86-2343	
2007	Front, 4x4 (Before 7/25/06)		N/A	86-2343	
<b>Sportsman 600</b>	03-05		<b>Rear</b> , 4x4	86-2151	86-1032
	<b>Sportsman 700</b>		02-05	<b>Rear</b> , 4x4	86-2151
06-07			Front, 4x4 (Before 7/25/06)	N/A	86-2343
<b>Sportsman 800</b>	2005		<b>Rear</b> , 4x4	N/A	86-1032
	2006		Front, 4x4 (Housing Stamped GKN)	N/A	86-2343
	2007		Front, 4x4 (Before 7/25/06)	N/A	86-2343
<b>Trail Boss 250</b>	1991	Front, 4x4	N/R	86-2343	
	1992	Front, 4x4 (BTB)	N/R	86-2343	
<b>Trail Boss 350L</b>	1991	Front, 4x4	N/R	86-2343	
	1992	Front, 4x4 (BTB)	N/R	86-2343	
<b>Worker 335</b>	1999	Front, 4x4	N/R	86-2343	
<b>Worker 500</b>	1999	Front, 4x4	N/R	86-2343	
		<b>Rear</b> , 4x4	86-2151	86-1052	
<b>Xpedition 325</b>	00-02	Front, 4x4	N/R	86-2343	
<b>Xpedition 425</b>	00-01	Front, 4x4	N/R	86-2343	
<b>Xplorer 300</b>	96-99	Front, 4x4	N/R	86-2343	
<b>Xplorer 400</b>	95-96	4x4 (BTB)	N/R	86-2343	
	97-98	4x4	N/R	86-2343	
<b>Suzuki</b>	<b>Eiger 400</b>	2002	Front, 4x4	86-2284	86-2284
		03-04	Front, 4x4, W/ 68LAC O.B. Housing	86-2284	86-2284
			Front, 4x4, W/ UJ68 O.B. Housing	86-2461	86-2461
		05-07	Front, 4x4	86-2461	86-2284
	<b>King Quad 300</b>	91-93	4x4	N/A	86-2284
		96-98	4x4, W/ 68LAC I.B. Housing	86-2284	86-2284
			4x4, W/ 71LAC I.B. Housing	N/A	86-2284
		99-02	4x4	86-2284	86-2284
	<b>King Quad 400</b>	08-11	4x4	86-2461	86-2284
	<b>King Quad 450</b>	07-10	Front, 4x4	86-2284	86-2284
			Rear, 4x4	86-2284	86-2284



# C.V. BOOTS

MODEL YEARS SPECIFICATIONS SIDE INNER OUTER

## ATV (All Makes & Models, Continued)

### Suzuki (Continued)

<b>Quad Master 500</b>	00-01	4x4		86-2284	86-2284
<b>Quad Runner 250</b>	1987	4x4		N/R	86-2284
	88-96	4x4		N/A	86-2284
	97-98	4x4, W/ 68LAC I.B. Housing		86-2284	86-2284
		4x4, W/ 71LAC I.B. Housing		N/A	86-2284
	99-02	4x4		86-2284	86-2284
<b>Quad Runner 500</b>	98-01	4x4		86-2284	86-2284
<b>Q.U.V. 620</b>	2005	4x4		86-2371	86-2284
<b>Twin Peaks 700</b>	04-05	4x4		86-2461	86-2284
<b>Vinson 500</b>	2002	4x4, A/T		86-2284	86-2284
	03-05	4x4		86-2461	86-2461
	2006	4x4		86-2461	86-2284

<b>Yamaha</b>	<b>Big Bear 350</b>	87-96	4x4		86-2371	86-2284
		1997	4x4, W/ 68 AC I.B. Housing		86-2371	86-2284
			4x4, W/68 LAC I.B. Housing		86-2284	86-2284
		98-99	4x4		86-2284	86-2284
	<b>Big Bear 400</b>	00-01	4x4		86-2284	86-2284
		02-06	4x4		86-2371	86-2284
		07-12	4x4 (Front)		86-2461	86-2284
			4x4 (Rear, IRS)		86-2284	86-2284
	<b>Bruin 350</b>	04-06	4x4		86-2371	86-2284
	<b>Grizzly 350</b>	2007	4x4		86-2371	86-2284
		07-11	Front, 4x4 (Exc. IRS)		86-2371	86-2284
			Front, 4x4, (IRS)		86-2461	86-2284
			Rear, 4x4, (IRS)		86-2284	86-2284
		12-14	Front, 4x4		86-2461	86-2284
	<b>Grizzly 400</b>	2007	Front, 4x4		86-2371	86-2284
			Rear, 4x4		86-2284	86-2284
	<b>Grizzly 450</b>	07-14	Front, 4x4		86-2461	86-2284
			Rear, 4x4		86-2284	86-2284
	<b>Grizzly 600</b>	98-01	4x4		86-2284	86-2284
	<b>Grizzly 660</b>	2002	Front, 4x4		86-2284	86-2284
			Rear, 4x4		86-2284	86-2284
		2003	Front, 4x4, W/ 68 LAC O.B. Housing		86-2461	86-2284
			Front, 4x4, W/ UJ 68 O.B. Housing		86-2461	86-2461
			Rear, 4x4		86-2284	86-2461
		04-08	Front, 4x4		86-2461	86-2284
		Rear, 4x4		86-2284	86-2284	
	<b>Kodiak 400</b>	93-06	Front, 4x4		86-2371	86-2284
		05-06	Rear, 4x4		86-2371	86-2284
	<b>Kodiak 450</b>	03-06	Front, 4x4		86-2284	86-2284
		05-06	Rear, 4x4		86-2284	86-2284
	<b>Rhino 450</b>	06-09	Front, 4x4		86-2461	86-1188
			Rear, 4x4		86-2284	86-1188
	<b>Rhino 660</b>	2004	Front, 4x4		86-2284	86-2284
			Rear, 4x4		86-2284	86-2284



# C.V. BOOTS

MODEL YEARS SPECIFICATIONS SIDE INNER OUTER

## ATV (All Makes & Models, Continued)

### Yamaha (Continued)

	05-07	Front, 4x4	86-2461	86-1188
		<i>Rear</i> , 4x4	86-2284	86-1188
<b>Rhino 700</b>	08-13	Front, 4x4	86-2284	TBA
		<i>Rear</i> , 4x4	86-2284	TBA
<b>Timberwolf 250</b>	94-00	4x4	86-2371	86-2284
<b>Wolverine 350</b>	95-05	4x4	86-2284	86-2284
<b>Wolverine 450</b>	06-10	4x4	86-2371	86-2284

## Audi

<b>80</b>	1988	4 Cyl., (To Ch. #89-J-373-598)	86-2137	86-2232
	88-90	4 Cyl., (From Ch. #89-J-373-599)	86-2137	86-2224
	1991	5 Cyl., A/T 3 Spd.	86-1100	86-2224
		5 Cyl., M/T	86-1100	86-2224
	91-92	5 Cyl., A/T 4 Spd.	86-2188	86-2224
<b>80 Quattro</b>	88-3/88	Front, (To Ch. #89-J-351-000)	86-2137	86-1085
	3/88-92	Front, (From Ch. #89-J-351-001)	86-2137	86-2224
	88-7/90	<i>Rear</i> , (To Ch. #8A-L-360-000)	86-2137	86-2224
	7/90-92	<i>Rear</i> , (From Ch. #8A-L-360-001)	86-1084	86-1085
<b>90</b>	1988	4 Cyl.	86-2137	86-2232
	88-91	5 Cyl., A/T 3 Spd.	86-1100	86-2224
		5 Cyl., M/T	86-1100	86-2224
	90-91	5 Cyl., A/T 4 Spd.	86-2188	86-2224
	93-95		86-2188	86-2281
<b>90 Quattro</b>	88-3/88	Front, (To Ch. #89-J-351-000)	86-2137	86-1085
	3/88-95	Front, (From Ch. #89-J-351-001)	86-2137	86-2224
	88-89	<i>Rear</i> , (To Ch. #89-J-351-000)	N/A	86-1101
	89-92	<i>Rear</i> , (From Ch. #89-J-351-001)	86-2137	86-2224
	93-95	<i>Rear</i>	86-1184	N/A
<b>100</b>	89-91	Exc. A/T 3 Spd.	86-1100	86-1101
	90-91	A/T 3 Spd.	86-2188	86-1101
	92-94		86-2188	86-2281
<b>100 LS</b>	74-77		N/A	86-1101
<b>100 Quattro</b>	89-91	Front	86-1100	86-1101
	1992	Front	86-1100	86-2281
	93-94	Front	86-2188	86-2281
	89-94	<i>Rear</i>	86-1100	N/A
<b>200 Turbo</b>	89-91	A/T	86-1100	86-2281
		M/T	86-1100	86-1103
<b>200 Turbo Quattro</b>	89-91	Front	86-1100	86-1103
		<i>Rear</i>	86-1100	N/A
<b>4000, 4000S, 4 Cyl.</b>	80-84		86-1084	86-1085
	85-87	A/T	Left 86-2137	86-1101
			Right 86-1184	86-1101
		M/T	86-2137	86-1101
<b>4000, 4000S, 5 Cyl.</b>	80-83	To Ch. # 81D-077-973	86-1084	86-1085
	1983	From Ch. # 81D-077-974	86-2137	86-1101





# C.V. BOOTS

MODEL YEARS SPECIFICATIONS SIDE INNER OUTER

## Audi (Continued)

4000 Quattro	84-87	Front	86-2137	86-1186
	84-4/85	Rear	86-1100	86-1103
	5/85-87	Rear	86-1100 ①	86-1101

① Note: 86-1100 clamps on a reusable base. Applications of this number not marked with a ① uses the large base. Also, note that the inside of the large end of the boot has a rounded lip. This lip fits into the recessed area on the outside of the metal base. If the lip on the large end of the boot is flat and not round, use boot 86-2257, which has large metal base included.

5000	78-11/79	Gas, A/T	N/A	86-1101
	78-9/79	Gas, M/T	N/A	86-1101
	79-9/79	Diesel	N/A	86-1101
	10/79-82	Diesel	86-1100	86-1101
	12/79-88	Gas, A/T	86-1100	86-1101
	10/79-88	Gas, M/T	86-1100	86-1101

5000 Turbo	80-88		86-1100	86-1103
------------	-------	--	---------	---------

5000 Turbo Quattro	86-88	Front	86-1100	86-1103
		Rear	86-1100	86-1101

A3	06-09		86-2452	86-2338
	10-13	Gas	86-2452	86-2338
		Diesel	86-2421	86-2338

A3 Quattro	06-07	To Ch. # 8P-7-084 000	86-2426	86-2338
		From Ch. # 8P-7-084 001	86-2452	86-2338
	08-13		86-2452	86-2338
	06-09	Rear, 3.2L	86-2413	86-2375

A4	1996		86-2188	86-2281
	97-98	1.8L, A/T	86-2188	86-2324
		1.8L, M/T	86-1100	86-2281
	97-99	2.8L	86-2188	86-2281
	99-01	1.8L, A/T	86-1084	86-2324
		1.8L, M/T	86-1100	86-2324
	00-01	2.8L, A/T	86-1084	86-2281
		2.8L, M/T	86-1100	86-2281
	02-03	1.8L	86-2365	86-2319
		3.0L	86-2365	86-2319
	2004	1.8L, A/T	86-2365	86-2319
		1.8L, M/T, (To Ch. # 8E-2-000-000)	86-2365	86-2319
		1.8L, M/T (From Ch. # 8E-2-000-001)	86-2424	86-2319
		3.0L	86-2365	86-2319
	2005	1.8L, A/T	86-2365	86-2319
		1.8L, Cabriolet	86-2365	86-2319
		1.8L, M/T	86-2424	86-2319
		2.0L	86-2424	86-2319
		3.0L (Incl. Cabriolet)	86-2424	86-2319
	06-08		86-2424	86-2319
	2009	Exc. Cabriolet	86-2486	86-2338
Cabriolet		86-2424	86-2319	
10-12		86-2486	86-2338	

A4 Quattro	1996	Front	N/A	86-2276
	97-98	Front, 1.8L	86-1100	86-2324
		Front, 2.8L	86-1100	86-2276



# C.V. BOOTS

MODEL	YEARS	SPECIFICATIONS	SIDE	INNER	OUTER	
<b>Audi (Continued)</b>						
<b>A4 Quattro</b> (Continued)	1999	Front, 1.8L	N/A		86-2324	
		Front, 2.8L	N/A		86-2324	
	2000	Front, A/T	86-2188		86-2324	
		Front, 1.8L, M/T	N/A		86-2324	
		Front, 2.8L, M/T	86-1184		86-2324	
	2001	Front, A/T	86-2188		86-2324	
		Front, M/T	86-1084		86-2324	
	2002	Front, 1.8L, A/T	86-2365		86-2319	
		Front, 1.8L, M/T (Exc. Trans Code FTZ)	86-2365		86-2375	
		Front, 1.8L, M/T, Trans. Code FTZ	86-2188		86-2375	
		Front, 3.0L, A/T	86-2365		86-2319	
		Front, 3.0L, M/T	86-1100		86-2319	
	2003	Front, 1.8L, A/T	86-2365		86-2319	
		Front, 1.8L, M/T (Exc. Trans Code FTZ)	86-2365		86-2375	
		Front, 1.8L, M/T, Trans. Code FTZ	86-2188		86-2375	
		Front, 3.0L, A/T	86-2365		86-2319	
		Front, 3.0L, M/T	86-1100		86-2319	
	2004	Front, 1.8L	86-2365		86-2319	
		Front, 3.0L, A/T	86-2365		86-2319	
		Front, 3.0L, M/T	86-1100		86-2319	
	2005	Front, 1.8L, A/T	86-2424		86-2319	
		Front, 1.8L, M/T (To Ch. # 8E-5-035-000)	86-2365		86-2375	
		Front, 1.8L, M/T (From Ch. # 8E-5-035-001)	86-2426		86-2375	
		Front, 2.0L	86-2426		86-2375	
		Front, 3.0L	86-2424		86-2319	
	2006	Front, 2.0L	86-2426		86-2375	
		Front, 3.0L Cabriolet	86-2424		86-2319	
		Front, 3.2L, A/T	86-2424		86-2319	
		Front, 3.2L, M/T	86-1100		86-2319	
	07-08	Front, 2.0L	86-2426		86-2375	
		Front, 3.2L, A/T	86-2424		86-2319	
		Front, 3.2L, M/T	86-1100		86-2319	
	2009	Front, 2.0L, Exc. Cabriolet	86-2486		86-2338	
		Front, 2.0L, Cabriolet	86-2426		86-2375	
		Front, 3.2L, Exc. Cabriolet	86-2486		86-2338	
		Front, 3.2L, Cabriolet	86-2424		86-2319	
	10-12	Front	86-2432		86-2338	
	96-01	<b>Rear</b>		86-1184	N/A	
	02-09	<b>Rear</b>		86-1100	N/A	
	<b>A5 Cabriolet</b>	2010	To 11/4/11	86-2486		86-2338
			From 11/7/11	86-2486		86-2319
		11-12		86-2486		86-2319
<b>A5 Quattro</b>	08-11	Front	86-2432		86-2338	
	2012	Front, Cabriolet	86-2432		86-2338	
		Front, Coupe	86-2432		86-2375	
	2013	Front	86-2432		86-2375	



# C.V. BOOTS

MODEL	YEARS	SPECIFICATIONS	SIDE	INNER	OUTER
<b>Audi (Continued)</b>					
<b>A6</b>	95-01			86-2188	86-2281
	02-04			86-2365	86-2281
	2005	Not Sold In USA			
	06-11			86-2424	86-2319
	12-13			86-2486	86-2319
<b>A6 Quattro</b>	95-96	Front		86-1100	86-2281
	97-98	Front, A/T		86-2188	86-2281
		Front, M/T		86-1100	86-2281
	99-01	Front		86-2188	86-2281
	02-04	Front, 2.7L, A/T		86-2188	86-2281
		Front, 2.7L, M/T		86-1100	86-2281
		Front, 3.0L		86-2188	86-2281
		Front, 4.2L		86-2365	86-2281
	05-07	Front, 3.2L		86-2424	86-2319
	05-11	Front, 4.2L		86-2424	86-2319
	09-11	Front, 3.0L		86-2424	86-2319
	12-13	Front		86-2486	86-2319
	95-98	<b>Rear</b> , (To Ch. #4A-W-005000)		86-1100	N/A
	98-01	<b>Rear</b> , (From Ch. #4B-W-000001)		86-1100	86-2361
	02-04	<b>Rear</b> , 2.7L, 3.0L		86-1100	86-2361
		<b>Rear</b> , 4.2L		86-1100	N/A
	05-09	<b>Rear</b>		86-2424	86-2361
10-11	<b>Rear</b>		86-2424	86-2362	
12-13	<b>Rear</b>		86-2452	N/A	
<b>A7 Quattro</b>	12-13	Front		86-2486	TBA
<b>A8</b>	97-99			86-2188	86-2281
<b>A8 Quattro</b>	97-03	Front		86-2188	86-2281
	04-10	Front		86-2424	86-2319
	11-13	Front		86-2486	86-2319
	97-03	<b>Rear</b>		86-1100	86-2362
	04-10	<b>Rear</b> , 4.2L		N/A	86-2361
	07-09	<b>Rear</b> , 6.0L		N/A	86-2362
<b>Allroad Quattro</b>	01-05	Front		86-2365	86-2281
	01-04	<b>Rear</b>		86-1100	86-2362
	2005	<b>Rear</b> , 2.7L		86-1100	86-2281
		<b>Rear</b> , 4.2L		86-1100	86-2362
<b>Cabriolet</b>	94-98			86-2188	86-2281
<b>Coupe</b>	81-83	To Ch. # 85D-079-180		86-1084	86-1085
	1983	From Ch. # 85D-079-181		86-1086	86-1101
	84-87	To Ch. # 85H-026-076		86-2137	86-1101
	1987	From Ch. # 85H-026-077		86-1100	86-1101
<b>Coupe Quattro</b>	90-91	Front & <b>Rear</b>		86-2137	86-2224
<b>Fox</b>	73-79			86-1084	86-1085
<b>Quattro</b>	1985	Front		86-1100	86-1103
		<b>Rear</b>		86-1100	86-1103
<b>R8</b>	08-09	Front		N/A	86-2453
	08-10	<b>Rear</b>		N/A	86-2362



# C.V. BOOTS

MODEL	YEARS	SPECIFICATIONS	SIDE	INNER	OUTER
<b>Audi (Continued)</b>					
RS4	07-08	Front		86-2424	86-2319
		Rear		86-1100	N/A
RS6	03-04	Front		86-2365	86-2281
		Rear		86-1100	N/A
S4	2000	Front		86-1100	86-2281
	01-02	Front, A/T		86-2188	86-2281
		Front, M/T		86-1100	86-2281
	04-09	Front		86-2424	86-2319
	10-12	Front		86-2486	86-2338
	00-02	Rear		86-1100	N/A
	04-09	Rear		86-1100	N/A
S5	08-11	Front		86-2486	86-2338
	2012	Front, Cabriolet (To 11/4/11)		86-2486	86-2338
		Front, Cabriolet (From 11/7/11)		86-2486	86-2319
		Front, Coupe		86-2486	86-2338
	2013	Front, Cabriolet		86-2486	86-2319
Front, Coupe			86-2432	86-2375	
S6	1995	Front		86-1100	86-2281
	96-97	Not sold in USA			
	98-00	Not produced these years			
	2001	Not Sold in USA			
	2002	Front, A/T		86-2188	86-2281
		Front, M/T		86-1100	86-2281
	2003	Front		86-2188	86-2281
	2004	Not Sold in USA			
	05-06	Not produced these years			
	07-11	Front		86-2424	86-2319
	1995	Rear		86-1100	N/A
	02-03	Rear		86-1100	N/A
	07-11	Rear		86-2424	86-2362
S8	01-03	Front		86-2188	86-2281
	04-06	Not Produced these years			
	07-09	Front		86-2424	86-2319
	01-03	Rear		86-1100	86-2362
	07-09	Rear		N/A	86-2362
TT	00-02	Exc. 18" Wheels		86-2359	86-2375
		W/18" Wheels		86-2359	86-2319
	03-06			86-2424	86-2319
	2007	Not Sold in USA			
	08-09			86-2452	86-2338
TT Quattro	2000	Front		86-1100	86-2375
	2001	Front, (Exc. 18" Wheel)		86-1100	86-2375
		Front, (W/ 18" Wheel)		86-1100	86-2319
	02-03	Front		86-1100	86-2319
	2004	Front, 1.8L (Eng. Code AWP)		86-1100	86-2319
Front, 1.8L (Eng. Code BEA To Ch # 8N-4-003-800)			86-1100	86-2319	



# C.V. BOOTS

MODEL YEARS SPECIFICATIONS SIDE INNER OUTER

## Audi (Continued)

TT Quattro (Continued)	04-05	Front, 1.8L (Eng. Code BEA Fr. Ch # 8N-4-003-801)	86-2452	86-2319
		Front, 3.2L	86-2424	86-2319
	2006	Front, 1.8L	86-2452	86-2319
		Front, 3.2L	86-2424	86-2319
	2007	Not Sold in USA		
	08-13	Front	86-2452	86-2338
	00-02	Rear	86-1184	86-1085
	03-06	Rear	86-2413	86-2389
	08-10	Rear	86-2413	86-2375
	11-13	Rear	86-2413	N/A
V8 Quattro	90-94	Front, A/T	86-2257	86-2281
		Front, M/T	86-1100	86-2281
		Rear	86-2257	N/A

**Note:** The following boot numbers are **neoprene boots** with three convolutions which **replaces thermoplastic boots** with five or more convolutions: 86-1085 & 86-1101.

## Audi SUV/Truck/Van

Q5	09-10	Front	86-2486	86-2338
	11-12	Front	86-2432	86-2338
		Rear	86-2452	N/A
Q7	07-10	Front	86-2452	86-2338
	11-13	Front	86-2452	86-2319

## BMW

318is	90-91	Rear	86-2199	86-2199
323i	97-99	Rear	86-2199	86-2199
325i	87-95	Rear	86-2199	86-2199
325xi	01-05	Front	86-2319	86-2281
	2006	Front	86-2432	86-2324
328Ci	2000	Rear, M/T	86-2199	86-2199
328i	96-99	Rear	86-2199	86-2199
	2000	Rear, M/T	86-2199	86-2199
328i xDrive	09-12	Front	86-2432	86-2324
328is	96-99	Rear	86-2199	86-2199
328xi	07-08	Front	86-2432	86-2324
330xi	2001	Front	86-2319	86-2281
335i xDrive	09-12	Front	86-2432	86-2324
335xi	07-08	Front	86-2432	86-2324
525i	89-95	Rear	86-2199	86-2199
	01-03	Rear	86-2199	86-2199
525xi	06-07	Front	86-2432	86-2324
528i	97-00	Rear	86-2199	86-2199
528i xDrive	09-10	Front	86-2432	86-2324
	2011	Not Produced This Year		
	12-13	Front	86-2432	86-2375



# C.V. BOOTS

MODEL	YEARS	SPECIFICATIONS	SIDE	INNER	OUTER
<b>BMW (Continued)</b>					
528xi	2008	Front		86-2432	86-2324
530i	94-95	Rear		86-2199	86-2199
	01-03	Rear		86-2199	86-2199
530xi	06-07	Front		86-2432	86-2324
535i	91-93	Rear, A/T		86-2199	86-2199
535i xDrive	09-10	Front		86-2432	86-2324
	11-13	Front		86-2432	86-2375
550i xDrive	11-13	Front		86-2432	86-2375
735i	2/91-92	Rear		86-2199	86-2199
735iL	89-92	Prop Shaft		N/A	86-2295
	5/91-92	Rear		86-2199	86-2199
740i	2001	Rear, (Exc. Sport Series)		86-2199	86-2199
740iL	2001	Rear, (Exc. Sport Series)		86-2199	86-2199
750i xDrive	10-12	Front		86-2432	86-2375
750iL	88-91	Prop Shaft		N/A	86-2295
	00-01	Rear, (Exc. Sport Series)		86-2199	86-2199
840Ci	94-97	Rear		N/A	86-2273
850i	91-92	Rear		N/A	86-2273
850Ci	94-97	Rear		N/A	86-2273
850CSi	94-95	Rear		N/A	86-2273
M Roadster	1998	Rear		N/A	86-2273
M3	88-91	Rear		86-2199	86-2199
	95-99	Rear		N/A	86-2273
M5	1991	Prop Shaft		N/A	86-2295
Z3	96-97	Rear, 1.9L, A/T		86-2199	86-2199
	97-00	Rear, 2.8L		86-2199	86-2199
	99-02	Rear, 2.5L		86-2199	86-2199
	00-02	Rear, 3.2L		N/A	86-2273
Z4	03-05	Rear, M/T		86-2199	86-2199

## BMW SUV/Truck/Van

X3	04-10	Front		86-2426	86-2389
	11-12	Front		86-2432	86-2324
	2013	Front		86-2432	86-2375
X5	00-06	Front		86-2319	86-2281
	07-13	Front		86-2486	86-2324
	00-06	Rear, A/T		86-2199	86-2199
X6	08-13	Front		86-2486	86-2324



# C.V. BOOTS

MODEL

YEARS

SPECIFICATIONS

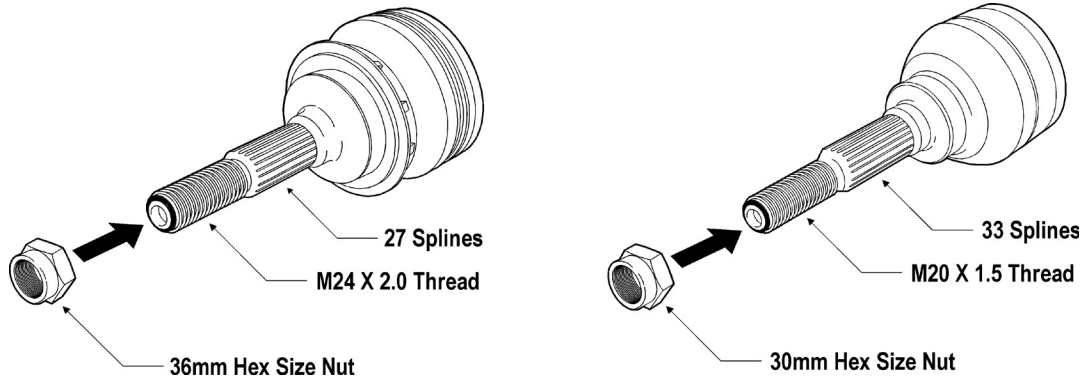
SIDE

INNER

OUTER

## Buick

C.V. Boots



**Note:** To determine the type of brakes on 1983-1988 G.M."A" body cars, look at the spindle threads on the outer joints. Light duty brakes have 20mm threads, while the heavy duty brakes have 24mm threads. The drawing above also shows the nut sizes in case there is any confusion.

<b>Century</b>	1982	Left	86-1053	86-1068	
		Right	<b>86-1055*</b>	86-1068	
<b>HD Brakes</b>	1983	"Round" Tripod Joint	Left	86-1058	86-1059
		Right	<b>86-1061*</b>	86-1059	
		"Y" Tripod Joint		86-1060	86-1059
	1984		86-1060	86-1059	
	1985		86-1060	86-2342	
	1986	A/T 3 Spd. & 4 Spd.	86-1060	86-2342	
<b>LD Brakes</b>	1983	"Round" Tripod Joint	Left	86-1053	86-1068
		Right	<b>86-1055*</b>	86-1068	
		"Y" Tripod Joint		86-1056	86-1068
	1984		86-1056	86-1068	
	1985		86-1056	86-2205	
	86-88	A/T 3 Spd.	86-1056	86-2205	
	89-92	A/T 3 Spd., (Exc. 2.5L)	86-1060	86-2342	
		A/T 3 Spd., 2.5L	86-1056	86-2205	
	1993	A/T 4 Spd.	86-1060	86-2342	
	94-96	A/T 3 Spd. & 4 Spd.	86-1060	86-2342	
	97-99		86-1060	86-2342	
00-05		86-2374	86-2342		
<b>Electra</b>	1985	W/ Hard Thermoplastic Boots	86-1060	86-2342	
		W/ Soft Neoprene Boots	86-1060	86-1059	
86-90		86-1060	86-2342		
<b>LaCrosse</b>	05-07		86-2374	86-2348	
	2008	3.6L	86-2374	86-2348	
		3.8L	86-2374	86-2342	
		5.3L	86-2435	86-2397	
	2009	3.8L	86-2374	86-2342	
		5.3L	86-2435	86-2397	
	10-13	2.4L	86-2479	86-2348	
<b>LeSabre</b>	86-95		86-1060	86-2342	
	96-97	2.84 Gear Ratio	86-1060	86-2342	
		3.06 Gear Ratio	86-2229	86-2342	



# C.V. BOOTS

MODEL	YEARS	SPECIFICATIONS	SIDE	INNER	OUTER	
<b>Buick (Continued)</b>						
<b>LeSabre</b> (Continued)	98-99	2.86 Gear Ratio	86-1060	86-2342		
		3.06 Gear Ratio		86-2325	86-2342	
	00-05			86-2374	86-2342	
<b>Lucerne</b>	06-08	3.8L		86-2374	86-2342	
		4.6L		86-2325	86-2348	
	2009	3.9L		86-2374	86-2348	
		4.6L		86-2325	86-2348	
	10-11	3.9L		86-2374	86-2348	
		4.6L		86-2325	86-2348	
<b>Park Avenue</b>	91-94	3.8L (Exc. Supercharged)		86-1060	86-2342	
		3.8L Supercharged		86-2229	86-2342	
	95-96	3.8L, 2.84 Gear Ratio, (Exc. Supercharged)		86-1060	86-2342	
		3.8L, 3.06 Gear Ratio, (Exc. Supercharged)		86-2229	86-2342	
		3.8L Supercharged		86-2229	86-2342	
	97-99	3.8L, (Exc. Supercharged)		86-1060	86-2342	
<b>Reatta</b>	97-04	3.8L Supercharged		86-2325	86-2342	
	00-04	3.8L, (Exc. Supercharged)		86-2374	86-2342	
	88-90			86-2198	86-2342	
	1991			86-2229	86-2342	
<b>Regal</b>	88-99			86-1060	86-2342	
	00-04			86-2374	86-2342	
	2011	2.0L		86-2486	86-2324	
		2.4L		86-2479	86-2348	
	12-13	2.0L		86-2340	86-2324	
		2.4L		86-2479	86-2348	
<b>Riviera</b>	79-83			86-1065	N/A	
	1984	6 Cyl.	Left	86-1065	N/A	
			Right	86-1065	86-2342	
		8 Cyl.		86-1065	N/A	
	1985			86-2342	86-2342	
	86-87			86-1060	86-2342	
	88-90			86-2198	86-2342	
	91-93			86-2229	86-2342	
	95-97			86-1060	86-2342	
	98-99			86-2325	86-2342	
	<b>Skyhawk</b>	1982	A/T, Factory A/C		86-1053	86-1068
			Exc. A/T, Factory A/C		86-1067	86-1068
		83-84			86-1056	86-1068
85-89		M/T, (Exc. Turbo or MPI)		86-1056	86-2205	
85-86		M/T, Turbo or MPI		86-1060	86-2342	
85-86		1.8L, A/T		86-1056	86-2205	
85-89		2.0L, A/T		86-1056	86-2205	
87-89		M/T Turbo		86-1060	86-2342	
<b>Skyllark</b>		80-84	4 Cyl., A/T	Left	86-1067	86-1068
			Right	<b>86-1069*</b>	86-1068	
		M/T		86-1067	86-1068	





# C.V. BOOTS

MODEL YEARS SPECIFICATIONS SIDE INNER OUTER

## Buick (Continued)

<b>Skylark</b> (Continued)	82-83	6 Cyl., A/T, "Round" Tripod Joint	Left	86-1053	86-1068
			Right	<b>86-1055*</b>	86-1068
	83-84	6 Cyl., A/T, "Y" Tripod Joint		86-1056	86-1068
	1985	4 Cyl., A/T	Left	86-2205	86-2205
			Right	<b>86-1069*</b>	86-2205
		6 Cyl., A/T		86-1056	86-2205
		4 Cyl., M/T		86-2205	86-2205
		6 Cyl., M/T		86-1060	86-2342
	86-90	A/T		86-1056	86-2205
	1991	A/T		86-2230	86-2205
	92-94	A/T 3 Spd., (Exc. 16" Aluminum Wheels)		86-2230	86-2205
	92-93	16" Aluminum Wheels		86-2230	86-2342
	94-98			86-2230	86-2205
<b>Somerset</b>	85-87	A/T		86-1056	86-2205
			M/T	86-1060	86-2342
<b>Verano</b>	12-13			N/A	86-2348

**Note:** The following boot numbers are **neoprene boots** with three convolutions which **replaces thermoplastic boots** with five or more convolutions: 86-1056, 86-1060, 86-2230 & 86-2374

**Note:** Part numbers listed in **boldface** with **asterisk (\*)** indicate boot is made of silicone material. This is for heat resistance due to close proximity to heat sources. For neoprene equivalent boot see page 143.

## Buick SUV/Truck/Van

<b>Enclave</b>	08-12	Front		86-2464	86-2397
<b>Rainier</b>	04-07			86-2374	86-2340
<b>Rendezvous</b>	02-03	Front		N/A	86-2375
				N/A	86-2375
	2004	Front, 3.4L		N/A	86-2375
			Front, 3.6L, Ultra	86-2325	86-2348
	2005	Front, 3.4L		N/A	86-2375
			Front, 3.6L, CXL Plus, Ultra	86-2437	86-2348
06-07	Front		86-2437	86-2348	
		<b>Rear</b>		86-2372	N/A
<b>Terraza</b>	05-06	Front		86-2437	86-2348
	2007			86-2443	86-2348
	2006	<b>Rear</b>		86-2372	N/A

**Note:** The following boot numbers are **neoprene boots** with three convolutions which **replaces thermoplastic boots** with five or more convolutions: 86-2374



# C.V. BOOTS

MODEL	YEARS	SPECIFICATIONS	SIDE	INNER	OUTER
<b>Cadillac</b>					
<b>Allante</b>	87-88			86-1060	86-2342
	89-90			86-2198	86-2342
	91-93			86-2229	86-2342
<b>Cimarron</b>	1982	A/T, Factory A/C		86-1053	86-1068
		Exc. A/T, Factory A/C		86-1067	86-1068
	1983			86-1056	86-1068
	1984	W/ Hard Thermoplastic Boots		86-1056	86-2205
		W/ Soft Neoprene Boots		86-1056	86-1068
	85-86	4 Cyl., A/T		86-1056	86-2205
	1985	4 Cyl., M/T 5 Spd.		86-1056	86-2205
	85-88	6 Cyl., A/T		86-1056	86-2205
	85-86	6 Cyl., M/T 4 Spd.		86-1060	86-2342
	1986	M/T 5 Spd.		86-1056	86-2205
	1987	6 Cyl., M/T		86-1060	86-2342
1988	2.8L, M/T 5 Spd., 2nd Design I.B. Joint (Cross-Groove Type)		86-2342	86-2342	
<b>Concours</b>	95-97			86-2229	86-2342
	98-99	Exc. Heavy Duty Suspension		86-2229	86-2342
		Heavy Duty Suspension		86-2325	86-2342
<b>CTS</b>	03-07	<b>Rear</b> , 2.8L, 3.2L, 3.6L		N/A	86-2367
	04-07	<b>Rear</b> , 5.7L, 6.0L		N/A	86-2337
	08-13	<b>Rear</b> , 3.6L		N/A	86-2348
	10-13	<b>Rear</b> , 3.0L		N/A	86-2348
	08-13	AWD, Front		86-2431	86-2375
<b>DeVille, Fleetwood, Sixty Special</b>	1985	W/ Hard Thermoplastic Boots		86-1060	86-2342
		W/ Soft Neoprene Boots		86-1060	86-1059
	1986			86-1060	86-2342
	1987	J41, J42 Brakes		86-1060	86-2342
		JM4 Brakes		86-2198	86-2342
	88-90			86-2198	86-2342
	91-92	J55 Brakes		86-1060	86-2342
	91-93	JM4, J41 Brakes		86-2229	86-2342
	94-97			86-2229	86-2342
	98-99	Exc. Heavy Duty Suspension		86-2229	86-2342
		Heavy Duty Suspension		86-2325	86-2342
	00-04			86-2325	86-2342
	2005	Exc. Heavy Duty Suspension		86-2437	86-2348
	Heavy Duty Suspension		86-2325	86-2342	
<b>DTS</b>	06-11	Exc. Heavy Duty Suspension		86-2325	86-2348
		Heavy Duty Suspension		86-2325	86-2326
<b>Eldorado</b>	67-78			N/A	86-1064
	79-84			86-1065	N/A
	1985			86-2342	86-2342
	86-87			86-1060	86-2342
	88-90			86-2198	86-2342
	91-97			86-2229	86-2342
	1998			86-2325	86-2342



# C.V. BOOTS

MODEL	YEARS	SPECIFICATIONS	SIDE	INNER	OUTER
<b>Cadillac (Continued)</b>					
<b>Eldorado</b> (Continued)	1999			86-2229	86-2342
	00-02			86-2325	86-2342
<b>Seville</b>	80-84			86-1065	N/A
	1985			86-2342	86-2342
	86-87			86-1060	86-2342
	88-90			86-2198	86-2342
	91-97			86-2229	86-2342
	98-99			86-2325	86-2342
	00-04			86-2325	86-2342
<b>STS</b>	05-11	Front		86-2431	86-2375
	05-11	<b>Rear</b>		N/A	86-2348
<b>XLR</b>	06-09	<b>Rear</b>		86-2348	N/A

**Note:** The following boot numbers are **neoprene boots** with three convolutions which **replaces thermoplastic boots** with five or more convolutions: 86-1056 & 86-1060.

**Note:** Part numbers listed in **boldface** with **asterisk (\*)** indicate boot is made of silicone material. This is for heat resistance due to close proximity to heat sources. For neoprene equivalent boot see page 143.

## Cadillac SUV/Truck/Van

<b>Escalade</b>	99-00			86-2341	86-2326
	2001	Not produced this year			
	02-13			86-2341	86-2326
<b>SRX</b>	04-09	Front		86-2431	86-2375
	10-11	3.0L, Front		86-2432	86-2324
	2012	3.6L, Front		N/A	86-2324
	2013	3.6L, Front		86-2486	86-2324
	04-09	<b>Rear</b>		N/A	86-2348
	10-11	<b>Rear</b>		N/A	86-2375

## Chevrolet/Geo

<b>Aveo</b>	04-08	A/T		86-2256	86-2454
		M/T		86-2106	86-2454
	09-11	A/T		86-2475	86-2454
		M/T		86-2106	86-2454
<b>Aveo5</b>	07-08	A/T		86-2256	86-2454
		M/T		86-2106	86-2454
	09-11	A/T		86-2475	86-2454
		M/T		86-2106	86-2454
<b>Beretta, Corsica (4 Cyl.)</b>	87-89	A/T 3 Spd., FE3 Suspension		86-1056	86-2205
		M/T 5 Spd., Isuzu		86-1056	86-2205
	87-88	M/T 5 Spd., Muncie		86-1060	86-2342
	88-89	A/T 3 Spd., (Exc. FE3 & M/T 5 Spd.)		86-2342	86-2342
	90-95	2.2L, A/T 3 Spd		86-1056	86-2205
		2.2L, M/T 5 Spd., Isuzu		86-1056	86-2205
	90-94	2.3L, M/T 5 Spd., Muncie		86-2342	86-2342
1996	2.2L, A/T 3 Spd		86-2230	86-2404	
	2.2L, M/T 5 Spd., Isuzu		86-2230	86-2404	



# C.V. BOOTS

MODEL	YEARS	SPECIFICATIONS	SIDE	INNER	OUTER	
<b>Chevrolet/Geo (Continued)</b>						
<b>Beretta, Corsica (6 Cyl.)</b>	87-89	A/T, (Cross Groove Type)		86-2342	86-2205	
		A/T, (Tripod Type)		86-1056	86-2205	
		M/T 5 Spd., Isuzu		86-1056	86-2205	
		M/T 5 Spd., Muncie		86-1060	86-2342	
	90-91	A/T 3 Spd., FE1, F41 Suspension		86-1056	86-2205	
		A/T 3 Spd., FE3 Suspension		86-2342	86-2342	
		M/T		86-2342	86-2342	
	92-93	A/T		86-1056	86-2205	
		M/T		86-2342	86-2342	
	94-96	3.1L, A/T 4 Spd.		86-2230	86-2342	
	<b>Captiva Sport</b>	12-13	2.4L	Left	86-2407	86-2375
				Right	86-2468	86-2375
		Front, 3.0L		86-2464	86-2397	
<b>Cavalier</b>	1982	A/T, Factory A/C		86-1053	86-1068	
		Exc. A/T, Factory A/C		86-1067	86-1068	
	1983			86-1056	86-1068	
	1984	A/T, W/ Hard Thermoplastic Boots		86-1056	86-2205	
		A/T, W/ Soft Neoprene Boots		86-1056	86-1068	
		M/T, W/ Hard Thermoplastic Boots		86-1056	86-2205	
		M/T, W/ Soft Neoprene Boots		86-1056	86-1068	
	85-89	4 Cyl., A/T		86-1056	86-2205	
	85-94	4 Cyl., M/T		86-1056	86-2205	
	85-89	6 Cyl., A/T		86-1056	86-2205	
	85-86	6 Cyl., M/T		86-1060	86-2342	
	87-91	6 Cyl., M/T, "Y" Shaped Inboard Joint		86-1060	86-2342	
	88-94	6 Cyl., M/T, Cross-Groove Inboard Joint		86-2342	86-2205	
	90-94	4 Cyl., A/T		86-1056	86-2205	
		6 Cyl., A/T 3 Spd.		86-2230	86-2205	
	1995	4 Cyl., A/T 3 Spd.		86-2230	86-2205	
		4 Cyl., A/T 4 Spd.		86-2230	86-2342	
		4 Cyl., M/T		86-2230	86-2342	
	1996	A/T 3 Spd.		86-1056	86-2404	
		A/T 4 Spd.		86-2230	86-2342	
		2.2L, M/T		86-1056	86-2404	
		2.4L, M/T		86-2230	86-2342	
	1997	2.2L, A/T 3 Spd.		86-1056	86-2404	
		2.2L, A/T 4 Spd.		86-1056	86-2404	
		2.2L, M/T		86-1056	86-2404	
		2.4L, A/T 3 Spd.		86-1056	86-2404	
		2.4L, A/T 4 Spd.		86-2230	86-2342	
		2.4L, M/T		86-2230	86-2342	
	1998	2.2L, 2.4L, "Y" Shaped Inboard Joint		86-2230	86-2342	
		2.2L, 2.4L, "Round" Shaped Inboard Joint		86-2254	86-2404	

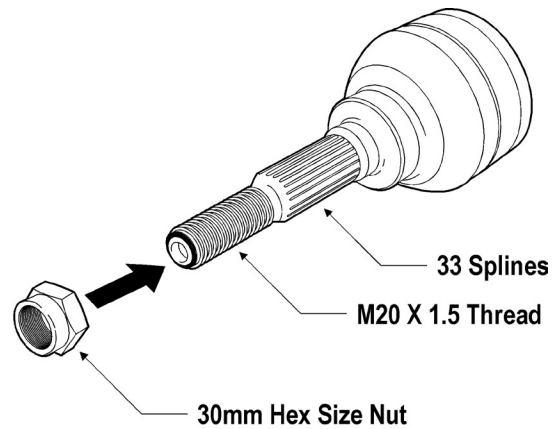
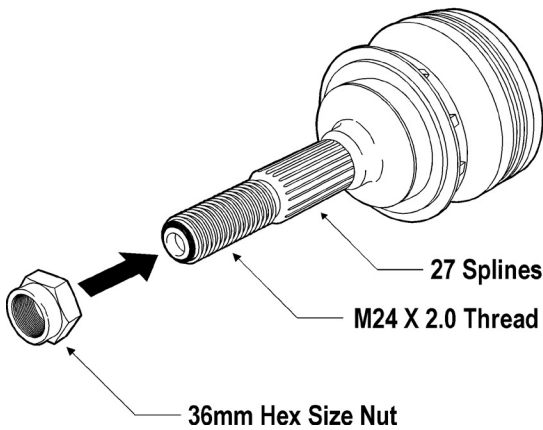


# C.V. BOOTS

MODEL YEARS SPECIFICATIONS SIDE INNER OUTER

## Chevrolet/Geo (Continued)

MODEL	YEARS	SPECIFICATIONS	SIDE	INNER	OUTER
Cavalier (Continued)	1999	2.2L, A/T 3 Spd		86-2254	86-2404
		2.2L, A/T 4 Spd		86-2254	86-2404
		2.2L, M/T, "Y" Shaped Inboard Joint		86-2230	86-2342
		2.2L, M/T, "Round" Shaped Inboard Joint		86-2254	86-2404
		2.4L, A/T 4 Spd		86-2230	86-2342
		2.4L, M/T		86-2230	86-2342
	00-01	2.2L, A/T		86-2372	86-2404
		2.2L, M/T		86-2230	86-2342
		2.4L		86-2230	86-2342
	2002	2.2L (Engine VIN Code F)		86-2230	86-2342
		2.2L, A/T, (Engine VIN Code 4)		86-2372	86-2404
		2.2L, M/T, (Engine VIN Code 4)		86-2230	86-2342
		2.4L		86-2230	86-2342
	03-05			86-2230	86-2342



**Note:** To determine the type of brakes on 1983-1988 G.M."A" body cars, look at the spindle threads on the outer joints. Light duty brakes have 20mm threads, while the heavy duty brakes have 24mm threads. The drawing above also shows the nut sizes in case there is any confusion.

Celebrity	1982	Left	86-1053	86-1068	
		Right	<b>86-1055*</b>	86-1068	
HD Brakes	1983	"Round" Tripod Joint	Left	86-1058	86-1059
			Right	<b>86-1061*</b>	86-1059
		"Y" Tripod Joint		86-1060	86-1059
	1984		86-1060	86-1059	
	1985	4 Cyl., A/T 3 Spd.		86-1060	86-2342
		6 Cyl., A/T 3 Spd.		86-1060	86-2342
		A/T 4 Spd.		86-1060	86-2342
		M/T		86-1060	86-2342
	86-88	4 Cyl., A/T 3 Spd.		86-1060	86-2342
		6 Cyl., A/T 3 Spd.		86-1060	86-2342
A/T 4 Spd.			86-1060	86-2342	
M/T			86-1060	86-2342	
87-88	6 Cyl., M/T, "Y" Shaped Inboard Joint		86-1060	86-2342	



# C.V. BOOTS

MODEL YEARS SPECIFICATIONS SIDE INNER OUTER

## Chevrolet/Geo (Continued)

### Celebrity (Continued)

MODEL	YEARS	SPECIFICATIONS	SIDE	INNER	OUTER	
<b>LD Brakes</b>	1983	"Round" Tripod Joint	Left	86-1053	86-1068	
			Right	<b>86-1055*</b>	86-1068	
			"Y" Tripod Joint		86-1056	86-1068
	1984			86-1056	86-1068	
	85-88	4 Cyl., A/T 3 Spd.		86-1056	86-2205	
			6 Cyl., A/T 3 Spd.	86-1056	86-2205	
	85-86	A/T 4 Spd.		86-1056	86-2205	
			M/T	86-1056	86-2205	
	87-88	4 Cyl., M/T		86-1056	86-2205	
			A/T 4 Spd.	86-1060	86-2342	
	<b>All</b>	88-89	6 Cyl., M/T, Cross-Groove Inboard Joint		86-2342	86-2205
		1989	2.8L 6 Cyl., A/T 3 Spd.		86-1060	86-2342
89-90		2.5L 4 Cyl., A/T 3 Spd.		86-1056	86-2205	
			A/T 4 Spd.	86-1056	86-2205	
<b>Citation</b>	80-84	A/T	Left	86-1067	86-1068	
			Right	<b>86-1069*</b>	86-1068	
		M/T	86-1067	86-1068		
	1985	4 Cyl., A/T	Left	86-2342	86-2205	
			Right	<b>86-1069*</b>	86-2205	
		4 Cyl., M/T	86-2342	86-2205		
	6 Cyl., M/T	86-1060	86-2342			
<b>Classic</b>	04-05			86-2230	86-2342	
<b>Cobalt</b>	05-07	Exc. Supercharged		86-2443	86-2404	
		Supercharged		86-2376	86-2375	
	08-10			86-2443	86-2404	
<b>Corsica</b>	See Beretta Listing					
<b>Corvette</b>	97-04	<b>Rear</b> , 5.7L		86-2348	86-2337	
	05-07	<b>Rear</b> , 6.0L		86-2348	N/A	
	06-08	<b>Rear</b> , 7.0L		86-2348	N/A	
	08-09	<b>Rear</b> , 6.2L		86-2348	N/A	
<b>Cruze</b>	11-13			86-2465	86-2404	
<b>HHR</b>	06-11	A/T, Exc. SS		86-2473	86-2404	
		M/T, Exc. SS		86-2465	86-2336	
	08-10	A/T, SS, Panel SS		86-2434	86-2340	
		M/T, SS, Panel SS		86-2472	86-2471	
<b>Impala</b>	00-05			86-2374	86-2342	
	2006	Exc. SS		86-2374	86-2348	
		SS		86-2435	86-2397	
	07-09	Exc. SS		86-2374	86-2342	
		SS		86-2435	86-2397	
	10-11			86-2374	86-2348	
12-13			86-2430	86-2348		
<b>Lumina</b>	90-91	2.5L, 4 Cyl.		86-1056	86-2205	
	1990	3.1L, 6 Cyl.		86-1060	86-2342	
	1991	3.1L, 3.4L, 6 Cyl.		86-1060	86-2342	
	1992	3.4L, 6 Cyl. H.O., M/T 5 Spd.		86-1060	86-2342	



# C.V. BOOTS

MODEL YEARS SPECIFICATIONS SIDE INNER OUTER

## Chevrolet/Geo (Continued)

<b>Lumina</b> (Continued)	92-93.....	A/T 3 Spd.....	86-1056.....	86-2205
	92-97.....	A/T 4 Spd.....	86-1060.....	86-2342
	98-99.....		86-1060.....	86-2342
	00-01.....		86-2374.....	86-2342
<b>Malibu</b>	97-03.....		86-2230.....	86-2342
	2004.....		86-2434.....	86-2348
	2005.....		86-2434.....	86-2340
	06-07.....	Exc. SS & Maxx SS.....	86-2434.....	86-2340
		SS & Maxx SS.....	86-2437.....	86-2348
	2008.....	Classic, 2.2L, 3.5L.....	86-2434.....	86-2340
		Hybrid.....	86-2434.....	86-2340
		LS, LT, 2.4L, 4 Spd. A/T.....	86-2434.....	86-2340
		LTZ, 2.4L, 6 Spd. A/T.....	86-2485.....	86-2404
		LT, LTZ, 3.6L.....	86-2443.....	86-2348
	2009.....	Hybrid.....	86-2434.....	86-2340
		LS, LT, 2.4L, 4 Spd. A/T.....	86-2434.....	86-2340
		LT, LTZ, 2.4L, 6 Spd. A/T.....	86-2485.....	86-2404
		LT, LTZ, 3.6L.....	86-2443.....	86-2348
	2010.....	LTZ, 2.4L.....	86-2485.....	86-2404
		LT, LTZ, 3.6L.....	86-2430.....	86-2348
		11-12.....	2.4L, w/MH8 (6T40) Trans. ....	86-2485.....
	w/MH2 (6T70) Trans. ....	86-2430.....	86-2348	
	3.6L, w/MH8 (6T40) Trans. ....	86-2485.....	86-2404	
	w/MH2 (6T70) Trans. ....	86-2430.....	86-2348	
<b>Metro</b>	89-94.....		86-1187.....	86-1188
	1995.....	2 Dr.....	86-1187.....	86-1139
		3 Dr. A/T 3 Spd. ....	86-1187.....	86-1139
		4 Dr. M/T 5 Spd.....	86-2181.....	86-1139
	96-97.....	1.0L, 3 Cyl. ....	86-1187.....	86-1139
		1.3L, 4 Cyl. A/T.....	86-1187.....	86-1139
		1.3L, 4 Cyl. M/T.....	86-2181.....	86-1139
	98-99.....	3 Cyl. ....	86-1187.....	86-1139
	98-01.....	4 Cyl., A/T.....	86-1187.....	86-1139
		4 Cyl., M/T.....	86-2181.....	86-1139
<b>Monte Carlo</b>	95-99.....		86-1060.....	86-2342
	00-05.....		86-2374.....	86-2342
	06-07.....	Exc SS.....	86-2374.....	86-2348
		SS.....	86-2435.....	86-2397
<b>Nova</b>	85-88.....	Exc. Twin Cam 16V.....	86-1193.....	86-1194
	1988.....	A/T, Twin Cam 16V.....	N/A.....	86-1129
		M/T, Twin Cam 16V.....	86-1124.....	86-1125
<b>Prizm</b>	89-92.....	Exc. GSi.....	86-1193.....	86-1194
	90-92.....	GSi.....	86-2169.....	86-1125
	93-02.....		86-2256.....	86-2205



# C.V. BOOTS

MODEL	YEARS	SPECIFICATIONS	SIDE	INNER	OUTER	
<b>Chevrolet/Geo (Continued)</b>						
<b>Sonic</b>	2012	1.4L, M/T		86-2496	86-2403	
		1.8L, A/T		86-2496	86-2403	
		1.8L, M/T		86-2496	86-2403	
	2013	1.4L, A/T		86-2493	86-2403	
		1.4L, M/T		86-2473	86-2404	
		1.8L, A/T		86-2496	86-2403	
		1.8L, M/T		86-2496	86-2403	
<b>Spark</b>	2013	A/T		86-2495	86-2453	
		M/T		86-2495	86-2453	
<b>Spectrum</b>	85-86			86-1015	86-1016	
	87-89	M/T		86-1015	86-1016	
		Turbo		86-1038	86-1042	
	88-89	A/T	Left		86-1015	86-1016
			Right		86-2121	86-1134
<b>Sprint</b>	85-88			86-1187	86-1188	
<b>Storm</b>	90-92	A/T, (Exc. GSi)	Left		86-2132	86-1156
			Right		86-2193	86-2193
		A/T, GSi	Left		86-2194	86-1047
			Right		86-2131	86-2180
		M/T, (Exc. GSi)	Left		86-2131	86-1156
			Right		86-2193	86-2193
		M/T, GSi			86-1038	86-1047
	1993	A/T	Left		86-2132	86-1156
			Right		86-2193	86-2193
		M/T, (Exc. CA Emission System)	Left		86-2131	86-1156
			Right		86-2193	86-2193
Left				86-2131	86-1156	
Right		<b>86-2258*</b>	86-2193			
<b>Volt</b>	11-13			86-2486	86-2375	

**Note:** The following boot numbers are **neoprene boots** with three convolutions which **replaces thermoplastic boots** with five or more convolutions: 86-1056, 86-1060, 86-2230 & 86-2374.

**Note:** Part numbers listed in **boldface with asterisk (\*)** indicate boot is made of silicone material. This is for heat resistance due to close proximity to heat sources. For neoprene equivalent boot see page 143.

## Chevrolet/Geo SUV/Truck/Van

<b>Astro (AWD)</b>	90-96	Front		86-2342	86-2326
	90-92	Prop Shaft, (Fits Both Ends)		N/A	86-2204
	97-04	Front		86-2374	86-2326
<b>Avalanche</b>	07-13			86-2341	86-2326
<b>Avalanche 1500</b>	02-06			86-2341	86-2326
<b>Avalanche 2500</b>	02-06			86-2342	86-2207





# C.V. BOOTS

MODEL YEARS SPECIFICATIONS SIDE INNER OUTER

## Chevrolet/Geo SUV/Truck/Van (Continued)

<b>Blazer (4WD) (Full Size)</b>	92-94	Front		86-2240	86-2326
<b>Colorado (4WD)</b>	04-12			86-2397	86-2397
<b>Equinox</b>	05-07	Front		86-2407	86-2375
	08-09	Front, 3.4L		86-2407	86-2375
		Front, 3.6L		N/A	86-2397
	10-12	Front, 2.4L		86-2465	86-2336
		Front, 3.0L		86-2464	86-2397
	2013	Front, 2.4L		86-2465	86-2336
Front, 3.6L			86-2430	86-2348	
	05-06	<b>Rear</b>		N/A	86-2453
<b>Express Van (AWD)</b>	03-13	1500		86-2241	86-2348
<b>K1500 Pickup (4WD)</b>	88-89			86-2240	86-2342
	90-97			86-2240	86-2326
	98-99			86-2341	86-2326
<b>K1500 Suburban</b>	92-93			86-2240	86-2326
	94-97	5.7L, Gas Engine		86-2240	86-2326
	95-97	6.5L, Diesel Engine		86-2207	86-2207
	98-99	5.7L, Gas Engine		86-2341	86-2326
		6.5L, Diesel Engine		86-2342	86-2207
<b>K2500 Pickup (4WD)</b>	88-89	7200 lb. GVW		86-2240	86-2342
		8600 lb. GVW		86-2207	86-2207
	90-97	7200 lb. GVW		86-2240	86-2326
		8600 lb. GVW		86-2207	86-2207
	1998	7200 lb. GVW		86-2341	86-2326
	98-99	8600 lb. GVW		86-2342	86-2207
	2000			86-2342	86-2207
<b>K2500 Suburban</b>	92-97			86-2207	86-2207
	98-99			86-2342	86-2207
<b>K3500 Pickup (4WD)</b>	88-97			86-2207	86-2207
	98-00			86-2342	86-2207
<b>Lumina, Venture</b>	90-99	APV		86-1060	86-2342
	00-05	APV		86-2374	86-2342
<b>Luv Pickup (4WD)</b>	79-82	Front		86-1048	86-1047
<b>S10 Pickup, T10 Blazer (4WD)</b>	83-84	Front		86-1065	N/A
	85-96	Front		86-2119	86-2342
	97-04	Front		86-2374	86-2340
<b>Silverado 1500 (4WD)</b>	99-13			86-2341	86-2326
<b>Silverado 1500 HD (4WD)</b>	2001	Crew Cab		86-2342	86-2207
		Exc. Crew Cab		86-2341	86-2326
	02-03			86-2342	86-2207
	2004	Not Produced This Year			
	05-07			86-2342	86-2207
<b>Silverado 2500 (4WD)</b>	99-04			86-2342	86-2207



# C.V. BOOTS

MODEL	YEARS	SPECIFICATIONS	SIDE	INNER	OUTER
<b>Chevrolet/Geo SUV/Truck/Van (Continued)</b>					
Silverado 2500 HD (4WD)	01-09			86-2342	86-2207
	10-13	6.0L, Gas		86-2341	86-2326
		6.6L, Diesel		86-2342	86-2207
Silverado 3500 (4WD)	01-07			86-2342	86-2207
Silverado 3500 HD (4WD)	07-10			86-2342	86-2207
	11-13			86-2338	86-2207
Silverado SS (AWD)	03-05			86-2341	86-2326
Suburban 1500 (4WD)	00-13			86-2341	86-2326
Suburban 2500 (4WD)	00-13			86-2342	86-2207
Tahoe (4WD)	95-97	5.7L, Gas Engine		86-2240	86-2326
		6.5L, Diesel Engine, 2 Dr.		86-2240	86-2326
		6.5L, Diesel Engine, 4 Dr.		86-2207	86-2207
	98-99	5.7L, Gas Engine		86-2341	86-2326
		6.5L, Diesel Engine, 2 Dr.		86-2341	86-2326
		6.5L, Diesel Engine, 4 Dr.		86-2342	86-2207
				86-2341	86-2326
00-13			86-2341	86-2326	
Tracker	89-98			86-2131	86-1156
	99-04			86-2131	86-2386
	02-09	Front		86-2374	86-2340
TrailBlazer (4WD)	09-13	Front		86-2430	86-2348
Traverse	05-06	Front		86-2437	86-2348
Uplander (AWD)	07-08	Front		86-2443	86-2348
	2006	Rear		86-2372	N/A

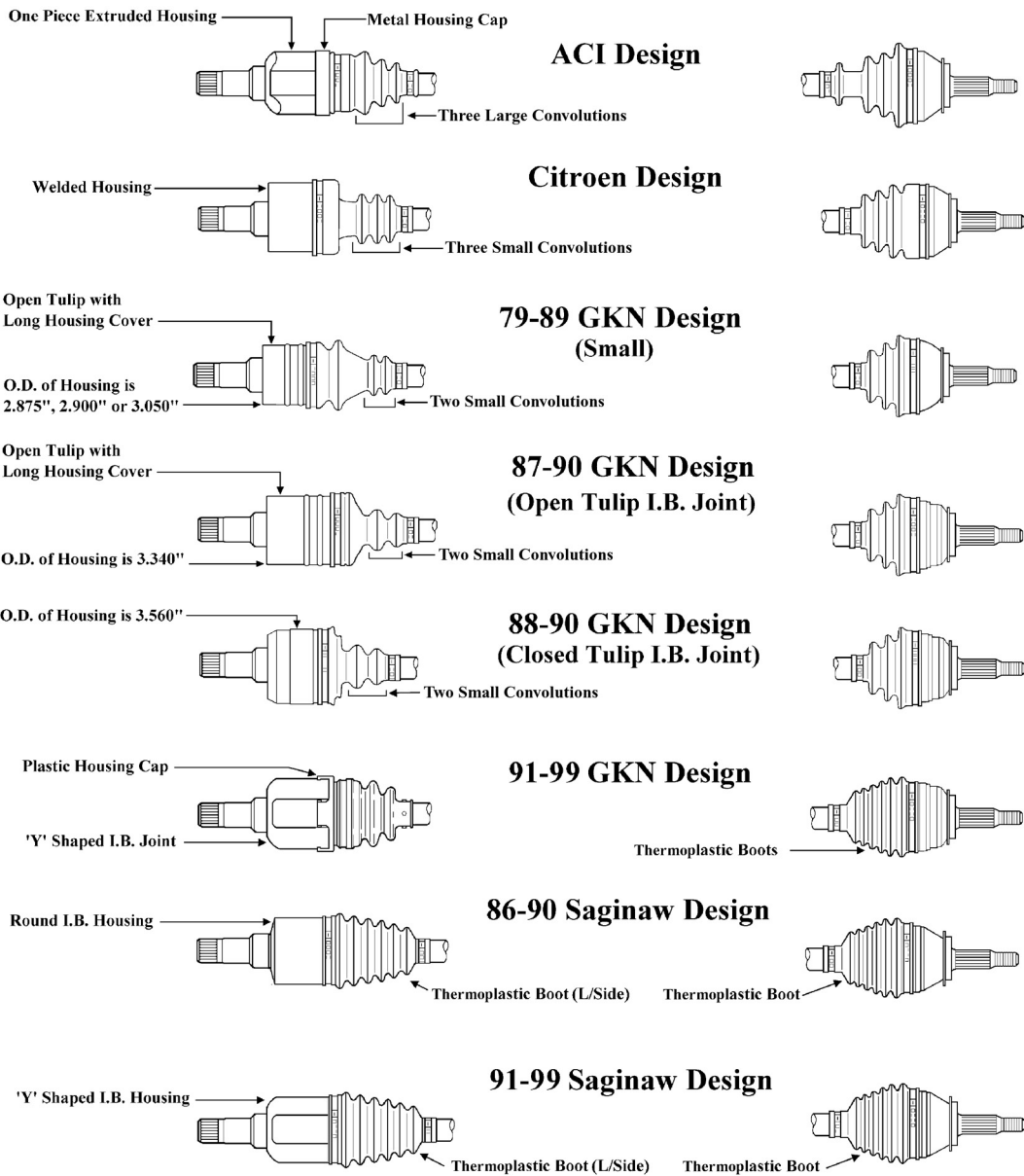
**Note:** The following boot numbers are **neoprene boots** with three convolutions which **replaces thermoplastic boots** with five or more convolutions: 86-1060, 86-2119, 86-2240 & 86-2374.

## Notes



# CHRYSLER AXLE IDENTIFICATION

Four different makes and various configurations of front axles can be found on these domestic built vehicles. Through 1983 GKN and Citroen axles were used. In 1984 an ACI axle was added to these two, then in 1986 a Saginaw axle was added. In 1988 GKN introduced a "Closed Housing" along with the "Open Housing" that they had been using since 1979. In 1991 the Saginaw axles for Chrysler vehicles underwent a design change, the inboard joints were now "Y" shaped instead of round. 1991 also saw a change in GKN as they introduced a hard thermoplastic boot on the outboard joint as well as a plastic cap on the inboard joint. Some of 92-93 models came equipped with GKN design axles on the right side and Saginaw design axles on the left side. The boots for these four makes and various configurations of axles are not interchangeable. To make sure of selecting the correct parts, carefully study the drawings which will allow you to easily identify which axle and boot is fitted to the car being worked on.





# C.V. BOOTS

MODEL	YEARS	SPECIFICATIONS	SIDE	INNER	OUTER	
<b>Chrysler</b>						
<b>200</b>	11-14.....	2.4L with 6 Spd. A/T .....		86-2513.....	TBA	
	11-15.....	3.6L .....		86-2513.....	TBA	
<b>300 (AWD)</b>	05-13.....	Front .....		86-2451 .....	86-2454	
<b>300M</b>	99-04.....	Exc. Special .....		86-2265 .....	86-2342	
	02-04.....	Special .....		86-2325 .....	86-2342	
<b>Cirrus</b>	95-99.....		Left.....	86-2215 .....	86-2342	
			Right.....	<b>86-2216*</b> .....	86-2342	
	2000.....			86-2241 .....	86-2255	
<b>Concorde</b>	93-04.....			86-2265 .....	86-2342	
<b>Conquest</b>	1987.....	W/O Intercooler .....		86-1115 .....	86-1115	
		W/ Intercooler .....		86-2127 .....	86-1170	
	88-89.....			86-2178 .....	86-2161	
<b>E-Class</b>	<b>ACI</b>	1984.....		2.2L .....	86-1076.....	86-1052
	<b>Citroen</b>	83-84.....	2.2L, 2.6L, (Exc. Turbo) .....	Left .....	86-1079.....	86-1080
				Right .....	86-1081.....	86-1080
		1984.....		2.2L Turbo.....	86-1079.....	86-1080
	<b>GKN</b>	83-5/83.....	2.2L .....	Left .....	86-1070.....	86-1074
				Right .....	86-1072.....	86-1074
		6/83-84.....	2.2L .....	Left .....	86-1073.....	86-1074
				Right .....	86-1075.....	86-1074
		1983.....	2.6L .....	Left .....	86-1070.....	86-1074
				Right .....	86-1072.....	86-1074
<b>Imperial</b>	<b>GKN</b>	1990.....			86-2188.....	86-2285
	<b>Saginaw</b>	1990.....	Left .....	86-1193.....	86-2205	
			Right.....	<b>86-2208*</b> .....	86-2205	
		1991.....	3.3L .....	Left.....	86-2215.....	86-2342
				Right .....	<b>86-2216*</b> .....	86-2342
		91-93.....	3.8L .....	Left .....	<b>86-2216*</b> .....	86-2342
				Right .....	86-2215.....	86-2342
<b>Laser</b>	<b>ACI</b>	84-86.....	2.2L .....		86-1076.....	86-1052
	<b>Citroen</b>	84-86.....	2.2L, 2.5L, (Exc. Turbo) .....	Left.....	86-1079.....	86-1080
				Right .....	86-1081.....	86-1080
			Turbo .....		86-1079.....	86-1080
	<b>GKN</b>	84-86.....	2.2L, (Exc. Turbo) .....	Left .....	86-1073.....	86-1074
				Right .....	86-1075.....	86-1074
		85-86.....	2.2L Turbo.....		86-1070.....	86-1074
		1986.....	2.5L .....	Left.....	86-1070.....	86-1074
				Right .....	86-1072.....	86-1074
	<b>Saginaw</b>	1986.....			86-1193.....	86-2205
<b>LeBaron</b>	<b>ACI</b>	1984.....	2.2L, (To 10/20/83) .....		86-1076.....	86-1074
		84-88.....	2.2L, (From 10/21/83).....		86-1076.....	86-1052
	<b>Citroen</b>	82-87.....	2.2L, 2.5L, 2.6L, (Exc. Turbo) .....	Left.....	86-1079.....	86-1080
				Right .....	86-1081.....	86-1080
			2.2L Turbo.....		86-1079.....	86-1080
	<b>GKN</b>	82-5/83.....	2.2L .....	Left.....	86-1070.....	86-1074
				Right .....	86-1072.....	86-1074
		6/83-86.....	2.2L, 2.5L .....	Left.....	86-1073.....	86-1074
				Right .....	86-1075.....	86-1074
		1986.....	2.2L Turbo.....		86-1070.....	86-1074



# C.V. BOOTS

MODEL YEARS SPECIFICATIONS SIDE INNER OUTER

## Chrysler (Continued)

### LeBaron (Continued)

<b>GKN</b>	1987	2.2L	Left	N/A	86-1074
			Right	86-1075	86-1074
	1988	2.2L Turbo		N/A	86-1074
				86-2187	86-2285

<b>Saginaw</b>	86-88	2.2L, 2.5L	Left	86-1193	86-2205
			Right	<b>86-2208*</b>	86-2205
	1988	2.5L Turbo		86-1193	86-2205

### LeBaron GTS

<b>ACI</b>	85-89	2.2L		86-1076	86-1052
------------	-------	------	--	---------	---------

<b>Citroen</b>	85-87	2.2L, 2.6L, (Exc. Turbo)	Left	86-1079	86-1080
			Right	86-1081	86-1080
				86-1079	86-1080

<b>GKN</b>	85-86	2.2L, 2.5L	Left	86-1073	86-1074
			Right	86-1075	86-1074

	1986	2.2L Turbo		86-1070	86-1074
				N/A	86-1074
	1987	2.2L	Left	N/A	86-1074
			Right	86-1075	86-1074

	1988	2.2L Turbo		86-2187	86-2285
				86-2188	86-2285
				86-2187	86-2285
	88-89	2.5L Closed Design Inboard Joint		86-2188	86-2285
				86-2187	86-2285
	1989	2.2L, 2.5L Turbo		86-2188	86-2285

<b>Saginaw</b>	86-89	2.2L, 2.5L, (Exc. Turbo)	Left	86-1193	86-2205
			Right	<b>86-2208*</b>	86-2205
	1988	2.2L, Turbo		86-1193	86-2205
	1989	2.5L, A/T, Turbo	Left	86-1193	86-2205
			Right	<b>86-2208*</b>	86-2205
				86-1193	86-2205

### LeBaron 2 Door and Convertible

<b>GKN</b>	1990	2.5L (Exc. Turbo)		86-2187	86-2285
				86-2188	86-2285
	1992	2.5L, 3.0L, A/T		86-2151	86-2237
	92-93	2.5L, A/T, Turbo		86-2151	86-2237
	1992	2.5L, M/T, Turbo	Right	86-2151	86-2263
	92-93	3.0L, M/T	Right	86-2151	86-2263
	1993	3.0L, A/T		86-2151	86-2263
	1994	3.0L	Left	86-2151	86-2263
			Right	86-1028	86-2263

*Note: Some 92-93 Models came equipped with GKN design axles on the right side and Saginaw design axles on the left side.*

### LeBaron 2 Door and Convertible

<b>Saginaw</b>	1990	2.5L, 3.0L EFI, 2.5L, A/T Turbo	Left	86-1193	86-2205
			Right	<b>86-2208*</b>	86-2205
		2.5L, M/T, Turbo		86-1193	86-2205



# C.V. BOOTS

MODEL YEARS SPECIFICATIONS SIDE INNER OUTER

## Chrysler (Continued)

MODEL	YEARS	SPECIFICATIONS	SIDE	INNER	OUTER
<b>LeBaron 2 Door and Convertible</b> (Continued)	1991	2.5L, A/T	Left	N/A	86-2340
			Right	<b>86-2218*</b>	86-2340
		2.5L, 3.0L, M/T	Left	86-2215	86-2340
			Right	<b>86-2216*</b>	86-2340
		2.5L, M/T, Turbo	Left	86-2215	86-2340
			Right	<b>86-2216*</b>	86-2340
		2.5L, A/T, Turbo	Left	86-2215	86-2340
			Right	<b>86-2216*</b>	86-2340
		3.0L, A/T	Left	86-2215	86-2340
			Right	<b>86-2216*</b>	86-2340
1992	2.5L, M/T, Turbo	Left	86-2215	86-2340	
92-93	3.0L, M/T	Left	86-2215	86-2340	

*Note: Some 92-93 Models came equipped with GKN design axles on the right side and Saginaw design axles on the left side.*

MODEL	YEARS	SPECIFICATIONS	SIDE	INNER	OUTER
<b>LeBaron Sedan</b>	1990	2.2L	Left	N/A	86-1074
			Right	86-1075	86-1074
			2.5L, Open Design Inboard Joint	86-2187	86-2285
			2.5L, Turbo	86-2188	86-2285
		3.0L, Closed Design Inboard Joint	86-2188	86-2285	
			86-2188	86-2285	
	1991	2.5L, M/T	86-2151	86-2263	
			86-2151	86-2263	
	92-93	2.5L, M/T	Right	86-2151	86-2237
			Right	86-2151	86-2263
	1992	2.5L, M/T, Turbo	Right	86-2151	86-2263
			Right	86-2151	86-2237
	1993	2.5L, A/T	86-2151	86-2237	
			86-2151	86-2237	
93-94	3.0L, A/T	86-2151	86-2263		
<b>Saginaw</b>	1990	2.2L EFI, 2.5L, 2.5L A/T, Turbo	Left	86-1193	86-2205
			Right	<b>86-2208*</b>	86-2205
		2.5L, M/T, Turbo	86-1193	86-2205	
			86-1193	86-2205	
92-93	2.5L, M/T	Left	86-2215	86-2342	
		Left	N/A	86-2205	

*Note: Some 92-93 models came equipped with GKN design axles on the right side and Saginaw design axles on the left side.*

MODEL	YEARS	SPECIFICATIONS	SIDE	INNER	OUTER	
<b>LHS</b>	94-97			86-2265	86-2205	
	1998	Not Produced This Year				
	99-01			86-2265	86-2205	
<b>Limo</b>	<b>Citroen</b>	1985	Left	86-1079	86-1080	
			Right	86-1081	86-1080	
	<b>GKN</b>	1985	Left	86-1070	86-1074	
			Right	86-1072	86-1074	
<b>New Yorker</b>	<b>ACI</b>	1984	2.2L, (To 10/20/83)	86-1076	86-1074	
			84-87	2.2L, (From 10/21/83)	86-1076	86-1052
	<b>Citroen</b>	83-87	2.2L, 2.5L, 2.6L, (Exc. Turbo)	Left	86-1079	86-1080
				Right	86-1081	86-1080
		84-87	2.2L Turbo	86-1079	86-1080	
				86-1079	86-1080	
<b>GKN</b>	83-5/83	2.2L	Left	86-1070	86-1074	
			Right	86-1072	86-1074	



# C.V. BOOTS

MODEL YEARS SPECIFICATIONS SIDE INNER OUTER

## Chrysler (Continued)

### New Yorker (Continued)

<b>GKN</b>	6/83-86	2.2L, 2.6L	Left	86-1073	86-1074
			Right	86-1075	86-1074
	1987	2.2L	Left	N/A	86-1074
			Right	86-1070	86-1074
	1987	2.5L		86-2187	86-2285
		2.2L Turbo		N/A	86-1074
	1988	2.2L Turbo		86-2187	86-2285
		3.0L		86-2187	86-2285
	1989	3.0L		86-2188	86-2285
	<b>Saginaw</b>	86-87	2.2L	Left	86-1193
			Right	<b>86-2208*</b>	86-2205
86-88		2.2L Turbo		86-1193	86-2205
91-93		3.3L	Left	86-2215	86-2342
			Right	<b>86-2216*</b>	86-2342
94-96				86-2265	86-2342

### Prowler

01-02	<b>Rear</b>			86-2265	86-2342
-------	-------------	--	--	---------	---------

### PT Cruiser

01-02				86-2388	86-2375
2003	Exc. Turbo			86-2388	86-2375
	Turbo			86-2282	86-2375
2004	Exc. Turbo			86-2388	86-2389
	Turbo			86-2282	86-2375
05-09	Exc Turbo			86-2388	86-2375
	Turbo			86-2282	86-2375

### Sebring (Exc. Conv.)

95-99	2.0L			86-2154	86-2205
	2.5L			86-2157	86-2205
2000	2.5L			86-2157	86-2397
2001	3.0L			86-2157	86-2397
02-05	Coupe, 2.4L			86-2154	86-2397
	Coupe, 3.0L			86-2157	86-2397
02-06	Sedan			86-2241	86-2290
07-08	2.4L, 2.7L, Sedan			86-2432	86-2240
	3.5L			<b>86-2513</b>	<b>TBA</b>
2010	2.7L with 6 Spd. A/T			<b>86-2513</b>	<b>TBA</b>

### Sebring Conv.

96-01				86-2241	86-2255
02-05				86-2241	86-2290

### TC by Maserati

89-90				86-2188	86-2285
-------	--	--	--	---------	---------

**Note:** The following boot numbers are **neoprene boots** with three convolutions which **replaces thermoplastic boots** with five or more convolutions: 86-2215, 86-2237, 86-2241, 86-2263 and 86-2265

**Note:** Part numbers listed in **boldface with asterisk (\*)** indicate boot is made of silicone material. This is for heat resistance due to close proximity to heat sources. For neoprene equivalent boot see page 143.

## Chrysler SUV/Truck/Van

<b>Aspen (4WD)</b>	07-09	Front		86-2430	86-2340
<b>Pacifica (2WD)</b>	04-05			86-2241	86-2340
	2006			86-2241	86-2389
	07-08			86-2241	86-2348
				86-2241	86-2348
<b>Pacifica (AWD)</b>	04-05	Front		86-2241	86-2340
	2006	Front		86-2241	86-2389
	07-08	Front		86-2241	86-2348
	04-06	<b>Rear</b>		86-2376	86-2389



# C.V. BOOTS

MODEL	YEARS	SPECIFICATIONS	SIDE	INNER	OUTER
<b>Chrysler SUV/Truck/Van (Continued)</b>					
<b>Town &amp; Country (2WD)</b>	90-91			86-2187	86-2285
	92-95			86-2151	86-2285
	96-99			86-2241	86-2263
	00-04			86-2241	86-2340
	05-07			86-2241	86-2324
	08-10			86-2443	86-2340
<b>Town &amp; Country (AWD)</b>	1991	Front		86-2188	86-2285
	92-95	Front	Left	86-2151	86-2285
			Right	86-2188	86-2285
	96-99	Front		86-2241	86-2263
00-04	Front		86-2241	86-2340	
<b>Grand Voyager</b>	2000	Front		86-2241	86-2340
<b>Voyager</b>	00-03			86-2241	86-2340

**Note:** The following boot numbers are **neoprene boots** with three convolutions which **replaces thermoplastic boots** with five or more convolutions: 86-2215, 86-2237, 86-2241 & 86-2263.

**Note:** Part numbers listed in **boldface** with **asterisk (\*)** indicate boot is made of silicone material. This is for heat resistance due to close proximity to heat sources. For neoprene equivalent boot see page 143.

## Chrysler (International Models)

<b>Cirrus</b>	96-99		Left	86-2353	86-2290	
			Right	86-2241	86-2290	
<b>Dart</b>	82-88	With Solid Center Bar	Left	86-1070	86-1186	
			Right	86-2500	86-1186	
		With Tubular Center Bar	Left	86-1070	86-1186	
			Right	86-1072	86-1186	
<b>LeBaron</b>	82-90	Exc. Turbo, w/Solid Center Shaft	Left	86-1070	86-1186	
			Right	86-2500	86-1186	
		Exc. Turbo, w/Tubular Center Shaft	Left	86-1070	86-1186	
			Right	86-1072	86-1186	
		Turbo			86-1070	86-1186
		<b>Magnum</b>	84-89	Exc. Turbo, w/Solid Center Shaft	Left	86-1070
Right	86-2500				86-1186	
Exc. Turbo, w/Tubular Center Shaft	Left			86-1070	86-1186	
	Right			86-1072	86-1186	
Turbo					86-1070	86-1186
<b>Neon</b>	94-99				Left	86-2314
		Right	86-2270		86-2255	
	00-05		Left	86-2376	86-2389	
			Right	86-2388	86-2389	
	<b>New Yorker</b>	84-90	Exc. Turbo, w/Solid Center Shaft	Left	86-1070	86-1186
				Right	86-2500	86-1186
Exc. Turbo, w/Tubular Center Shaft			Left	86-1070	86-1186	
			Right	86-1072	86-1186	
Turbo				86-1070	86-1186	
91-94				86-2108	86-1186	
<b>Phantom</b>	87-90	Exc. Turbo, w/Solid Center Shaft	Left	86-1070	86-1186	
			Right	86-2500	86-1186	
		Exc. Turbo, w/Tubular Center Shaft	Left	86-1070	86-1186	
			Right	86-1072	86-1186	
		Turbo			86-1070	86-1186





# C.V. BOOTS

MODEL YEARS SPECIFICATIONS SIDE INNER OUTER

## Chrysler (International Models) (Continued)

<b>Phantom</b> (Continued)	91-94.....	Exc. Import Design .....	86-2108.....	86-1186
		Import Design.....	86-2108.....	86-2263
<b>PT Cruiser</b>	00-04.....	Exc. Turbo.....	Left..... 86-2376 .....	86-2389
			Right..... 86-2388 .....	86-2389
	03-06.....	Turbo .....	N/A .....	86-2389
<b>Shadow</b>	88-89.....	Exc. Turbo, w/Solid Center Shaft .....	Left..... 86-1070 .....	86-1186
			Right..... 86-2500 .....	86-1186
		Exc. Turbo, w/Tubular Center Shaft...	Left..... 86-1070 .....	86-1188
			Right..... 86-1072 .....	86-1186
		Turbo .....	86-1070 .....	86-1186
	90-94.....	Exc. Import Design .....	86-2108.....	86-1186
<b>Spirit</b>		Import Design.....	86-2108.....	86-2263
	1990.....	Exc. Turbo, w/Solid Center Shaft .....	Left..... 86-1070 .....	86-1186
			Right..... 86-2500 .....	86-1186
		Exc. Turbo, w/Tubular Center Shaft...	Left..... 86-1070 .....	86-1188
			Right..... 86-1072 .....	86-1186
		Turbo .....	86-1070 .....	86-1186
<b>Stratus</b>	91-94.....	Exc. Import Design .....	86-2108.....	86-1186
		Import Design.....	86-2108.....	86-2263
	96-97.....	Exc. A/T, Spd. ....	Left..... 86-2353 .....	86-2290
			Right..... 86-2241 .....	86-2290
		A/T, 3 Spd. ....	Left..... 86-2353 .....	86-2290
			Right..... 86-2110 .....	86-2290
<b>Volare</b>	98-99.....		Left..... 86-2241 .....	86-2290
			Right..... 86-2353 .....	86-2290
	82-88.....	Exc. Turbo, w/Solid Center Shaft .....	Left..... 86-1070 .....	86-1186
			Right..... 86-2500 .....	86-1186
<b>Voyager</b>		Exc. Turbo, w/Tubular Center Shaft...	Left..... 86-1070 .....	86-1188
			Right..... 86-1072 .....	86-1186
	96-00.....	A/T .....	86-2241 .....	86-2290

## Daewoo

<b>Lanos</b>	99-01.....	A/T, (From Ch. #333923) .....	86-2131 .....	86-2205
		M/T .....	86-2106.....	86-2205
<b>Leganza</b>	99-01.....	A/T, (To Ch. #220250).....	86-1140 .....	86-2159
		M/T .....	86-1140 .....	86-2205
<b>Nubira</b>	00-01.....	A/T .....	86-2354 .....	86-2205
		M/T .....	86-1140 .....	86-2205

## Daihatsu

<b>Charade</b>	88-92.....	1.0L .....	86-1187 .....	86-1139
	89-92.....	1.3L .....	86-2234 .....	86-1134

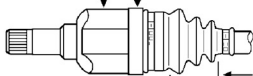

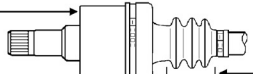
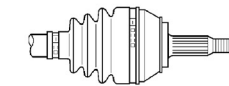


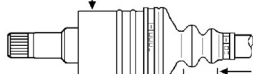






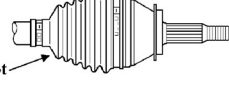


## Daihatsu SUV/Truck/Van

<b>Rocky</b>	90-92.....		N/R.....	86-1197
--------------	------------	--	----------	---------



# DODGE AXLE IDENTIFICATION

Four different makes and various configurations of front axles can be found on these domestic built vehicles. Through 1983 GKN and Citroen axles were used. In 1984 an ACI axle was added to these two, then in 1986 a Saginaw axle was added. In 1988 GKN introduced a "Closed Housing" along with the "Open Housing" that they had been using since 1979. In 1991 the Saginaw axles for Chrysler vehicles underwent a design change, the inboard joints were now "Y" shaped instead of round. 1991 also saw a change in GKN as they introduced a hard thermoplastic boot on the outboard joint as well as a plastic cap on the inboard joint. Some 1992 models came equipped with GKN design axles on the right side and Saginaw design axles on the left side. The boots for these four makes and various configurations of axles are not interchangeable. To make sure of selecting the correct parts, carefully study the drawings which will allow you to easily identify which axle and boot is fitted to the car being worked on.

<p>One Piece Extruded Housing →</p> <p>Metal Housing Cap →</p>  <p>← Three Large Convolutions</p>	<p><b>ACI Design</b></p>	
<p>Welded Housing →</p>  <p>← Three Small Convolutions</p>	<p><b>Citroen Design</b></p>	
<p>Open Tulip with Long Housing Cover →</p>  <p>O.D. of Housing is 2.875", 2.900" or 3.050" →</p> <p>← Two Small Convolutions</p>	<p><b>79-89 GKN Design (Small)</b></p>	
<p>Open Tulip with Long Housing Cover →</p>  <p>O.D. of Housing is 3.340" →</p> <p>← Two Small Convolutions</p>	<p><b>87-90 GKN Design (Open Tulip I.B. Joint)</b></p>	
<p>O.D. of Housing is 3.560" →</p>  <p>← Two Small Convolutions</p>	<p><b>88-90 GKN Design (Closed Tulip I.B. Joint)</b></p>	
<p>Plastic Housing Cap →</p>  <p>'Y' Shaped I.B. Joint →</p>	<p><b>91-99 GKN Design</b></p>	<p>Thermoplastic Boots →</p> 
<p>Round I.B. Housing →</p>  <p>← Thermoplastic Boot (L/Side)</p>	<p><b>86-90 Saginaw Design</b></p>	<p>Thermoplastic Boot →</p> 
<p>'Y' Shaped I.B. Housing →</p>  <p>← Thermoplastic Boot (L/Side)</p>	<p><b>91-99 Saginaw Design</b></p>	<p>Thermoplastic Boot →</p> 



# C.V. BOOTS

MODEL

YEARS

SPECIFICATIONS

SIDE

INNER

OUTER

## Dodge

024		79-80.....A/T.....	Left.....	86-1073.....	86-1074
			Right.....	86-1075.....	86-1074
		M/T.....	Left.....	86-1082.....	86-1074
			Right.....	N/A.....	86-1074
		81-82.....1.7L, Bolt on Inner Joint.....	Left.....	86-1082.....	86-1074
			Right.....	N/A.....	86-1074
		1.7L, Plug in Inner Joint.....	Left.....	86-1073.....	86-1074
			Right.....	86-1075.....	86-1074
		2.2L.....	Left.....	86-1070.....	86-1074
			Right.....	86-1072.....	86-1074
400	<b>ACI</b>	1983.....2.2L.....		86-1076.....	86-1052
	<b>Citroen</b>	82-83.....2.2L, 2.6L.....	Left.....	86-1079.....	86-1080
			Right.....	86-1081.....	86-1080
	<b>GKN</b>	82-5/83.....2.2L.....	Left.....	86-1070.....	86-1074
			Right.....	86-1072.....	86-1074
		6/83-83.....2.2L.....	Left.....	86-1073.....	86-1074
			Right.....	86-1075.....	86-1074
		82-83.....2.6L.....	Left.....	86-1070.....	86-1074
			Right.....	86-1072.....	86-1074
	600	<b>ACI</b>	1984.....2.2L, (To 10/20/83).....		86-1076.....
		84-88.....2.2L, (From 10/21/83).....		86-1076.....	86-1052
<b>Citroen</b>		83-87.....2.2L, 2.5L, 2.6L, (Exc. Turbo).....	Left.....	86-1079.....	86-1080
			Right.....	86-1081.....	86-1080
		2.2L Turbo.....		86-1079.....	86-1080
<b>GKN</b>		83-5/83.....2.2L.....	Left.....	86-1070.....	86-1074
			Right.....	86-1072.....	86-1074
		6/83-86.....2.2L, 2.6L, (Exc. Turbo).....	Left.....	86-1073.....	86-1074
			Right.....	86-1075.....	86-1074
		1986.....2.2L Turbo.....		86-1070.....	86-1074
		1987.....2.2L, (Exc. Turbo).....	Left.....	N/A.....	86-1074
			Right.....	86-1075.....	86-1074
		2.2L Turbo.....		N/A.....	86-1074
		1988.....2.5L, (Exc. Turbo).....		86-2187.....	86-2285
		2.2L Turbo.....		86-2187.....	86-2285
<b>Saginaw</b>		86-88.....2.2L.....	Left.....	86-1193.....	86-2205
		Right.....	<b>86-2208*</b> .....	86-2205	
	2.2L Turbo.....		86-1193.....	86-2205	
Aries	<b>ACI</b>	1984.....2.2L, (To 10/20/83).....		86-1076.....	86-1074
		84-89.....2.2L, (From 10/21/83).....		86-1076.....	86-1052
	<b>Citroen</b>	81-87.....2.2L, 2.5L, 2.6L, (Exc. Turbo).....	Left.....	86-1079.....	86-1080
			Right.....	86-1081.....	86-1080
		84-87.....2.2L Turbo.....		86-1079.....	86-1080
	<b>GKN</b>	81-5/83.....2.2L.....	Left.....	86-1070.....	86-1074
			Right.....	86-1072.....	86-1074
		6/83-86.....2.2L, 2.5L.....	Left.....	86-1073.....	86-1074
			Right.....	86-1075.....	86-1074
		1987.....2.2L, 2.5L.....	Left.....	N/A.....	86-1074
		Right.....	86-1075.....	86-1074	



# C.V. BOOTS

MODEL YEARS SPECIFICATIONS SIDE INNER OUTER

## Dodge (Continued)

### Aries (Continued)

<b>GKN</b>	1986	2.2L Turbo		86-1070	86-1074
	1987	2.2L Turbo		N/A	86-1074
	1988	2.2L Turbo		86-2187	86-2285
	88-89	2.5L, Open Design Inboard Joint		86-2187	86-2285
	1989	2.2L	Left	N/A	86-1074
			Right	86-1075	86-1074
		2.5L, Closed Design Inboard Joint		86-2188	86-2285

<b>Saginaw</b>	86-89	2.2L, 2.5L, (Exc. Turbo)	Left	86-1193	86-2205
			Right	<b>86-2208*</b>	86-2205
1988	2.2L Turbo		86-1193	86-2205	

### Avenger

	95-99	2.0L		86-2154	86-2205
		2.5L		86-2157	86-2205
	2000	2.5L		86-2157	86-2397
	2008	2.4L		86-2342	86-2290
			3.5L	86-2513	TBA
	2010	2.4L, 2.7L w/6 Spd. A/T		86-2513	TBA
			3.5L	86-2513	TBA
	2011	2.4L w/6 Spd. A/T		86-2513	TBA
			3.6L	86-2513	TBA
	12-14	3.6L		86-2513	TBA

### Caliber

	07-09	Exc. Turbo		86-2468	86-2336	
			10-12	2.0L	86-2468	86-2336
			10-11	2.4L	86-2468	86-2336
			07-08	AWD, Rear	86-2510	TBA

### Charger

<b>Citroen</b>	85-87	Turbo		86-1079	86-1080
			86-87	2.2L, HP	Left
			Right	86-1081	86-1080
<b>GKN</b>	83-5/83	2.2L	Left	86-1070	86-1074
			Right	86-1072	86-1074
	6/83-87	1.6L, 2.2L, (Exc. HP)	Left	86-1073	86-1074
			Right	86-1075	86-1074
	86-87	2.2L, HP	Left	86-1073	86-1074
			Right	86-1075	86-1074
	07-13	AWD (Front Axles)		86-2451	86-2454

### Colt

	79-84	Exc. Turbo		86-2131	86-1033
			81-84	Turbo	86-1038
	85-86	A/T, M/T 5 Spd., (Exc. Turbo)		86-1034 ①	86-1028
			M/T 4 Spd., (Exc. Turbo)	86-1036	86-1028
			Turbo	86-1038	86-2153
	87-88	Exc. Turbo		86-1036	86-1028
			Turbo	86-2194	86-2153
	1989	1.5L, DOHC		86-1036	86-1028
	89-8/1/89	1.6L, A/T	Left	86-2154	86-2153
			Right	86-1038	86-2153
1989	1.6L, M/T		86-2154	86-2153	





# C.V. BOOTS

MODEL YEARS SPECIFICATIONS SIDE INNER OUTER

## Dodge (Continued)

### Dynasty

<b>GKN</b>	1988	3.0L		86-2187	86-2285
	89-90	2.5L, 3.0L		86-2188	86-2285
<b>Saginaw</b>	89-90	2.5L	Left	86-1193	86-2205
			Right	<b>86-2208*</b>	86-2205
	91-93	2.5L	Left	N/A	86-2205
			Right	<b>86-2218*</b>	86-2205
		3.0L, 3.3L	Left	86-2215	86-2340
			Right	<b>86-2216*</b>	86-2340

### Intrepid

93-04 ..... 86-2265 ..... 86-2342

### Journey

2009 ..... 3.5L (exc. AWD) ..... 86-2513 ..... TBA

11-15 ..... 3.6L ..... 86-2513 ..... TBA

### Lancer

<b>ACI</b>	85-89	2.2L		86-1076	86-1052	
<b>Citroen</b>	85-87	2.2L (Exc. Turbo)	Left	86-1079	86-1080	
			Right	86-1081	86-1080	
				2.2L Turbo	86-1079	86-1080
<b>GKN</b>	85-86	2.2L, (Exc. Turbo)	Left	86-1073	86-1074	
			Right	86-1075	86-1074	
	1986	2.2L Turbo		86-1070	86-1074	
			1987	2.2L, (Exc. Turbo)	Left	N/A
			Right	86-1075	86-1074	
			2.2L Turbo	N/A	86-1074	
			2.5L	86-2187	86-2285	
	1988	2.2L Turbo		86-2187	86-2285	
			88-89	2.5L, Closed Design Inboard Joint	86-2188	86-2285
			2.5L, Open Design Inboard Joint	86-2187	86-2285	
	1989	2.2L, 2.5L Turbo		86-2188	86-2285	
	<b>Saginaw</b>	86-89	2.2L, 2.5L, (Exc. Turbo)	Left	86-1193	86-2205
				Right	<b>86-2208*</b>	86-2205
1988		2.2L Turbo		86-1193	86-2205	
			1989	2.5L A/T Turbo	Left	86-1193
			Right	<b>86-2208*</b>	86-2205	
			2.5L, M/T Turbo	86-1193	86-2205	

### Magnum

05-08 ..... Front, AWD ..... 86-2451 ..... 86-2454

### Monaco

90-92 ..... 86-2151 ..... 86-2152

### Neon

95-99 ..... 86-2270 ..... 86-1052

00-02 ..... 86-2388 ..... 86-2389

03-04 ..... Exc. SRT-4 ..... 86-2388 ..... 86-2389

SRT-4 ..... 86-2282 ..... 86-2375

2005 ..... Exc. SRT-4 ..... 86-2388 ..... 86-2389

SRT-4 ..... 86-2388 ..... 86-2375

### Omni

**ACI** 89-90 ..... 86-1076 ..... 86-1052

**Citroen** 85-87 ..... Turbo ..... 86-1079 ..... 86-1080

86-87 ..... 2.2L HP ..... Left ..... 86-1079 ..... 86-1080

Right ..... 86-1081 ..... 86-1080

**GKN** 78-80 ..... A/T ..... Left ..... 86-1073 ..... 86-1074

Right ..... 86-1075 ..... 86-1074

M/T ..... Left ..... 86-1082 ..... 86-1074

Right ..... N/A ..... 86-1074



# C.V. BOOTS

MODEL

YEARS

SPECIFICATIONS

SIDE

INNER

OUTER

## Dodge (Continued)

<b>Omni</b> (Continued)		81-83.....1.7L, Bolt on Inner Joint .....	Left.....	86-1082 .....	86-1074	
			Right .....	N/A .....	86-1074	
		1.7L, Plug in Inner Joint.....	Left.....	86-1073 .....	86-1074	
			Right .....	86-1075 .....	86-1074	
		81-5/83.....2.2L .....	Left.....	86-1070 .....	86-1074	
			Right .....	86-1072 .....	86-1074	
		6/83-86.....1.6L, 2.2L, (Exc. Turbo or HP) .....	Left.....	86-1073 .....	86-1074	
			Right .....	86-1075 .....	86-1074	
		1986.....2.2L HP .....	Left.....	86-1073 .....	86-1074	
			Right .....	86-1075 .....	86-1074	
<b>GKN</b>		87-90.....A/T .....	Left.....	N/A .....	86-1074	
			Right .....	86-1075 .....	86-1074	
		M/T .....	Left.....	86-1073 .....	86-1074	
			Right .....	86-1075 .....	86-1074	
<b>Rampage</b>		82-5/83.....	Left.....	86-1070 .....	86-1074	
			Right .....	86-1072 .....	86-1074	
		6/83-84.....	Left.....	86-1073 .....	86-1074	
			Right .....	86-1075 .....	86-1074	
<b>Shadow</b>	<b>ACI</b>	87-90.....2.2L .....		86-1076 .....	86-1052	
	<b>Citroen</b>	1987.....2.2L,(Exc. Turbo) .....	Left.....	86-1079 .....	86-1080	
				Right .....	86-1081 .....	86-1080
			Turbo .....		86-1079 .....	86-1080
	<b>GKN</b>	87-90.....2.2L .....	Left.....	N/A .....	86-1074	
				Right .....	86-1075 .....	86-1074
			2.2L Turbo, 2.5L Turbo .....		86-2188 .....	86-2285
		2.5L, (Exc. Turbo) .....		86-2187 .....	86-2285	
	<b>Saginaw</b>	87-90.....2.2L, 2.5L EFI, 2.5L, A/T Turbo .....	Left.....	86-1193 .....	86-2205	
				Right .....	<b>86-2208*</b> .....	86-2205
		2.5L, M/T Turbo .....		86-1193 .....	86-2205	
91-94.....2.2L, 2.5L, A/T.....		Left.....	N/A .....	86-2205		
			Right .....	<b>86-2218*</b> .....	86-2205	
		2.2L, 2.5L, M/T .....	Left.....	86-2215 .....	86-2342	
			Right .....	<b>86-2216*</b> .....	86-2342	
91-92.....2.5L Turbo.....		Left.....	86-2215 .....	86-2342		
			Right .....	<b>86-2216*</b> .....	86-2342	
92-94.....3.0L .....		Left.....	86-2215 .....	86-2342		
		Right .....	<b>86-2216*</b> .....	86-2342		
<b>Spirit</b>	89-90.....2.5L EFI.....		86-2187 .....	86-2285		
		3.0L EFI.....		86-2188 .....	86-2285	
		2.5L Turbo.....		86-2188 .....	86-2285	
	1991.....2.5L EFI, 2.5L Turbo, 3.0L EFI, A/T .....		86-2151 .....	86-2263		
		2.5L EFI, M/T.....		86-2151 .....	86-2263	
		2.2L, M/T Turbo .....		86-2151 .....	86-2237	
	1992.....2.5L Turbo, 3.0L EFI, A/T.....		86-2151 .....	86-2342		
		2.2L, 2.5L Turbo, M/T.....	Right .....	86-2151 .....	86-2342	
	92-93.....2.5L EFI, A/T .....		86-2151 .....	86-2237		
		2.5L EFI, M/T.....	Right .....	86-2151 .....	86-2342	



# C.V. BOOTS

MODEL YEARS SPECIFICATIONS SIDE INNER OUTER

## Dodge (Continued)

<b>Spirit</b> (Continued)	93-94.....3.0L, A/T.....	86-2151.....	86-2342
	1994.....2.5L, A/T.....	Left.....86-2151.....	86-2237
		Right.....86-1028.....	86-2237
<b>Saginaw</b>	89-90.....2.5L EFI, 2.5L Turbo, A/T.....	Left.....86-1193.....	86-2205
		Right..... <b>86-2208*</b> .....	86-2205
	2.5L Turbo, M/T.....	86-1193.....	86-2205
	1992.....2.2L, 2.5L Turbo, M/T.....	Left.....N/A.....	86-2340
	92-93.....2.5L EFI, M/T.....	Left.....86-2215.....	86-2340
<i>Note: Some 92-93 models came equipped with GKN design axles on the right side and Saginaw design axles on the left side.</i>			
<b>Stealth</b>	91-92.....	86-2202.....	86-1014
	93-96.....	86-2202.....	86-2342
<b>Stealth ES</b>	91-92.....	N/A.....	86-2160
	93-96.....	Left.....N/A.....	86-2342
		Right.....86-2202.....	86-2342
<b>Stealth RT</b>	91-92.....	N/A.....	86-2160
	93-96.....	Left.....N/A.....	86-2342
		Right.....86-2202.....	86-2342
<b>Stealth RT Turbo</b>	91-92.....Front.....	N/A.....	86-1014
	93-96.....Front.....	Left.....86-2202.....	86-2342
		Right.....N/A.....	86-2342
	91-96..... <b>Rear</b> .....	86-2202.....	86-1115
<b>Stratus</b>	96-99.....	Left.....86-2215.....	86-2342
		Right..... <b>86-2216*</b> .....	86-2342
	00-06.....Sedan.....	86-2241.....	86-2290
	01-05.....Coupe, 2.4L.....	86-2154.....	86-2397
	Coupe, 3.0L.....	86-2157.....	86-2397

*Note: The following boot numbers are neoprene boots with three convolutions which replaces thermoplastic boots with five or more convolutions: 86-2215, 86-2237, 86-2241, 86-2263, 86-2265 & 86-2270.*

*Note: Part numbers listed in boldface with asterisk (\*) indicate boot is made of silicone material. This is for heat resistance due to close proximity to heat sources. For neoprene equivalent boot see page 143.*

## Dodge SUV/Truck/Van

<b>Caravan, Grand Caravan (2WD)</b>	84-87.....Citroen.....	Left.....86-1079.....	86-1080	
		Right.....86-1081.....	86-1080	
	87-91.....2.5L, 3.0L, 3.3L, GKN.....	86-2187.....	86-2285	
	92-95.....3.0L, 3.3L, A/T.....	86-2151.....	86-2285	
	1994.....ATE Electric Motor Conversion.....	Left.....86-2188.....	86-2285	
		Right.....86-2187.....	86-2285	
	96-99.....Exc. 2.4L.....	86-2241.....	86-2263	
		2.4L.....	86-2151.....	86-2237
	00-04.....	86-2241.....	86-2340	
	05-07.....	86-2241.....	86-2324	
08-13.....	86-2443.....	86-2340		

*Note: Some 1993 models came equipped with GKN design axles on the right side and Saginaw design axles on the left side.*





# C.V. BOOTS

MODEL YEARS SPECIFICATIONS SIDE INNER OUTER

## Dodge SUV/Truck/Van (Continued)

<b>Caravan, Grand Caravan (AWD)</b>	1991	..... Front	.....	86-2188	.....	86-2285	
	92-95	..... Front, 3.0L, 3.3L	..... Left	.....	86-2151	.....	86-2285
			..... Right	.....	86-2188	.....	86-2285
	1996	..... Not Produced This Year					
	97-99	..... Front, Exc. 2.4L	.....	.....	86-2241	.....	86-2263
..... Front, 2.4L			.....	N/A	.....	86-2237	
<hr/>							
<b>Dakota (4WD)</b>	00-04	..... Front	.....	86-2241	.....	86-2340	
	87-90	.....	.....	86-1152	.....	86-2285	
	91-99	.....	.....	86-2342	.....	86-2342	
	00-04	.....	.....	86-2373	.....	86-2340	
	2005	.....	.....	86-2441	.....	86-2340	
	06-09	..... Except Off Road Package	.....	.....	86-2441	.....	86-2340
			..... Off Road Package	.....	86-2430	.....	86-2340
2010	..... Exc. TRX4	.....	86-2441	.....	86-2340		
	..... TRX4	.....	86-2430	.....	86-2340		
<hr/>							
<b>Durango (4WD)</b>	98-99	.....	.....	86-2342	.....	86-2342	
	00-03	.....	.....	86-2373	.....	86-2340	
	04-09	.....	.....	86-2430	.....	86-2340	
<hr/>							
<b>Nitro (4WD)</b>	07-11	..... Front	.....	86-2348	.....	86-2340	
<hr/>							
<b>Raider</b>	87-89	.....	.....	86-1115	.....	86-1018	
<hr/>							
<b>Ram 50 (4WD), Power Ram</b>	83-89	.....	.....	86-1115	.....	86-1018	
	90-91	..... 2.4L	.....	.....	86-1115	.....	86-2156
			..... 3.0L	.....	86-2161	.....	86-1018
	1992	.....	.....	86-2156	.....	86-2156	
	1993	.....	.....	86-1115	.....	86-1018	
<hr/>							
<b>Ram 1500 Pickup (4WD)</b>	03-05	.....	.....	86-2459	.....	86-2207	
	06-10	.....	.....	86-2373	.....	86-2326	

**Note:** The following boot numbers are **neoprene boots** with three convolutions which **replaces thermoplastic boots** with five or more convolutions: 86-2215, 86-2237, 86-2241 & 86-2263.

## Eagle

<b>Medallion</b>	88-89	.....	.....	86-1110	.....	86-1101	
<b>Premier</b>	89-92	.....	.....	86-2151	.....	86-2152	
<b>Summit</b>	1989	..... 1.5L, DOHC	.....	.....	86-1036	.....	86-1028
			..... 1.6L, A/T	..... Left	.....	86-2154	.....
		..... Right	.....	86-1038	.....	86-2153	
		..... 1.6L, M/T	.....	86-2154	.....	86-2153	
	90-92	..... 1.5L, Mitsubishi Design ②	.....	86-1036	.....	86-1028	
	1990	..... 1.6L, A/T	..... Left	.....	86-2153	.....	86-2153
			..... Right	.....	86-2154	.....	86-2153
		..... 1.6L, M/T	.....	86-2154	.....	86-2153	
91-92	..... 1.5L, NTN Design ②	.....	86-2132	.....	86-1156		
93-96	..... 1.5L, Mitsubishi Design ②	.....	.....	86-2131	.....	86-2385	
		..... 1.5L, NTN Design ②	.....	86-2132	.....	86-2255	
		..... 1.8L	.....	86-2131	.....	86-2255	

② **Note:** To determine between Mitsubishi and NTN type of axles, simply note the color of the outboard joint. Mitsubishi axles have the outer joint painted "BLACK", while NTN outer joints are painted "GREEN".



# C.V. BOOTS

MODEL YEARS SPECIFICATIONS SIDE INNER OUTER

## Eagle (Continued)

<b>Summit Wagon (2WD)</b>	92-96	1.8L		86-2131	86-2255	
	92-94	2.4L, A/T		86-2157	86-2255	
		2.4L, M/T		86-2157	86-2205	
	95-96	2.4L		86-2157	86-2205	
<b>Summit Wagon (AWD)</b>	92-94	Front, 1.8L		86-2131	86-2255	
		Front, 2.4L		86-2154	86-2255	
	95-96	Front		86-2154	86-2255	
	92-96	<b>Rear</b>		86-1003	86-1038	
<b>Talon (2WD)</b>	90-92			86-2157	86-2159	
	93-94	1.8L, NTN Design ①		86-2154	86-2153	
		1.8L, NSK Design ①		86-2131	86-2180	
	1993	2.0L, (Exc. Turbo)	Left		86-1140	86-2159
			Right		86-2157	86-2159
			2.0L Turbo, NSK Design ①		86-1140	86-2180
	93-94	2.0L Turbo NTN Design ①		86-2157	86-2159	
	1994	2.0L, (Exc. Turbo)		86-2157	86-2159	
	95-98	DOHC, (Exc. Turbo)			86-2154	86-2255
					86-2157	86-2397
					86-2157	86-2397

① **Note:** To determine between NSK & NTN axles, the manufacturer will be molded into the outboard boot just above the large band as well as being stamped into outboard joint.

<b>Talon (AWD)</b>	90-91	Front		86-2154	86-2153
	92-93	Front	Left	86-2154	86-2153
			Right	86-2154	86-2180
	1994	Front	Left	86-2154	86-2153
			Right	86-2131	86-2180
	95-98	Front		86-2154	86-2397
	90-91	<b>Rear</b>		86-1038	86-1003
	92-94	<b>Rear</b>		86-2154	86-2158
95-98	<b>Rear</b> , (Exc. Limited Slip Differential)		86-2132	86-1038	
		<b>Rear</b> , Limited Slip Differential	86-2154	86-1038	
<b>Vision</b>	93-97			86-2265	86-2342

**Note:** The following boot number is a **neoprene boot** with three convolutions which **replaces thermoplastic boots** with five or more convolutions: 86-2265.

## Fiat

<b>128</b>	72-79			86-1147	86-1149
<b>Strada</b>	79-81	M/T		86-1146	86-1149
<b>X1/9, Bertone</b>	74-78	<b>Rear</b>		86-1147	N/A
	79-83	<b>Rear</b>		86-1146	86-1146



# C.V. BOOTS

MODEL	YEARS	SPECIFICATIONS	SIDE	INNER	OUTER	
<b>Ford</b>						
<b>Aspire</b>	94-97	A/T		86-2234	86-2144	
		M/T		86-2234	86-2182	
<b>C-Max</b>	2013			86-2432	86-2375	
<b>Contour</b>	95-00	2.0L, 4 Cyl.		86-2282	86-2336	
		95-97	2.5L, 6 Cyl.	86-2283	86-2324	
		98-00	2.5L, 6 Cyl.	86-2282	86-2324	
<b>Escort</b>	81-85	Exc. Turbo		86-1051	86-1052	
		84-1/85	Turbo	86-2108	86-2107	
	2/85-85	Turbo		86-1051	86-1052	
	86-88	Diesel		86-1051	86-1052	
	86-89	Gas	Left	86-1051	86-1052	
			Right	86-1076	86-1052	
	1990		Left	86-1051	86-1052	
			Right	86-1076	86-1052	
	91-96			86-1076	86-1052	
	97-02			86-2314	86-2255	
<b>EXP</b>	82-85	Exc. Turbo		86-1051	86-1052	
		84-85	1.6L Turbo	86-2108	86-2107	
<b>Festiva</b>	88-93	A/T		86-2132	86-2182	
		M/T		86-2181	86-2182	
<b>Fiesta</b>	78-80			86-2106	86-1052	
		11-13		86-2498	86-2455	
<b>Five Hundred</b>	05-07	Front		86-2470	86-2324	
<b>Focus</b>	00-03	A/T		86-2376	86-2375	
		M/T, (1B5 Trans. Code)		N/A	86-2383	
		M/T, (MTX75 Trans. Code)		N/A	86-2377	
	2004			N/A	86-2383	
	2005			86-2376	86-2383	
	06-07			86-2376	86-2375	
	08-11		A/T		86-2493	86-2375
M/T				86-2494	86-2404	
<b>Fusion</b>	06-09	Front, A/T		86-2438	86-2375	
		Front, M/T		86-2313	86-2336	
<b>Probe</b>	89-92	2.2L, A/T, (Exc. Turbo)		86-1021	86-2164	
		2.2L, A/T Turbo		86-2136	86-2164	
		2.2L, M/T, (Exc. Turbo)		86-2133	86-1022	
		2.2L, M/T Turbo		86-2135	86-2164	
	90-92	3.0L	A/T		86-2163	86-2164
			M/T		86-2135	86-2164
	93-97	2.0L, 2.5L	A/T		86-2241	86-2226
			2.0L, M/T		86-1140	86-2159
2.5L, M/T				86-2231	86-2164	
<b>Taurus</b>	86-87	2.5L 4 Cyl.		86-2108	86-2107	
		3.0L 6 Cyl., AXOD, "Round" Tripod Joint	Left	86-2108	86-2107	
			Right	<b>86-2110*</b>	86-2107	
		3.0L 6 Cyl., T & C, "Y" Tripod Joint		86-2111	86-2107	





# C.V. BOOTS

MODEL YEARS SPECIFICATIONS SIDE INNER OUTER

## Ford (Continued)

<b>Tempo</b> (Continued)	85-86..... Diesel .....	86-1051 .....	86-1052
	92-94..... 2.3L .....	Left..... 86-1051 .....	86-2255
		Right..... <b>86-1076*</b> .....	86-2255
	3.0L .....	Left..... 86-2108 .....	86-2290
		Right..... 86-2107 .....	86-2290
<b>Thunderbird</b> <b>(7.5" Ring Gear)</b>	88-92.....	86-2286 .....	86-2286
	93-97..... 3.8L .....	86-2289 .....	86-2290
	94-97..... 4.6L .....	N/A .....	86-2290
<b>Thunderbird</b> <b>(8.8" Ring Gear)</b>	1993..... 5.0L .....	N/A .....	86-2348
	93-97..... 3.8L, 4.6L, A/T .....	N/A .....	86-2348
	3.8L, M/T .....	Left..... N/A .....	86-2348
<b>ZX2</b>	98-99.....	86-2132 .....	86-2255
	00-03..... A/T .....	86-2314 .....	86-2255
	M/T .....	86-2132 .....	86-2255

**Note:** The following boot number is a **neoprene boot** with three convolutions which **replaces thermoplastic boots** with five or more convolutions: 86-2241.

**Note:** Part numbers listed in **boldface with asterisk (\*)** indicate boot is made of silicone material. This is for heat resistance due to close proximity to heat sources. For neoprene equivalent boot see page 143.

## Ford SUV/Truck/Van

<b>Aerostar</b>	90-97..... 3.27 Gear Ratio .....	N/A .....	86-2243
	90-8/91..... 3.73 Gear Ratio .....	N/A .....	86-2243
	9/91-97..... 3.73 Gear Ratio .....	86-1084 .....	86-2243
<b>Bronco II (4WD)</b>	85-88..... Prop Shaft, (Fits Both Ends).....	N/A .....	86-2204
<b>Edge</b>	07-12..... Front .....	86-2466 .....	86-2348
<b>Escape</b>	01-04..... Front, 2.0L, A/T.....	86-2282 .....	86-2375
		Front, 2.0L, M/T .....	86-2290 .....
		Front, 3.0L .....	86-2282 .....
	2005..... Front, 2.3L, A/T.....	86-2432 .....	86-2375
		Front, 2.3L, M/T .....	86-2290 .....
		Front, 3.0L, A/T, (Round 'Y' Shaped Inboard).....	86-2282 .....
		Front, 3.0L, A/T, (Flat 'Y' Shaped Inboard) .....	86-2432 .....
	06-08..... Front, 2.3L, A/T.....	86-2432 .....	86-2375
		Front, 2.3L, M/T .....	86-2290 .....
		Front, 3.0L .....	86-2282 .....
	09-12..... Front, 2.5L, A/T.....	86-2432 .....	86-2375
	Front, 2.5L, M/T .....	86-2290 .....	
	Front, 3.0L .....	86-2432 .....	
	01-04..... <b>Rear</b> .....	86-2254 .....	86-2255
	05-08..... <b>Rear</b> .....	86-2254 .....	86-2254
<b>Expedition (4WD)</b>	97-02..... Front .....	86-2338 .....	86-2338
	03-13..... Front .....	86-2340 .....	86-2338
<b>Explorer (4WD)</b>	95-05..... Front .....	86-2327 .....	86-2337
	06-10..... Front .....	86-2469 .....	86-2324
<b>Explorer Sport Trac (4WD)</b>	01-05..... Front .....	86-2327 .....	86-2337
	2006..... Not Produced This Year		
	07-10..... Front .....	86-2469 .....	86-2324



# C.V. BOOTS

MODEL	YEARS	SPECIFICATIONS	SIDE	INNER	OUTER
<b>Ford SUV/Truck/Van (Continued)</b>					
F-150 (4WD)	97-02			86-2338	86-2338
	03-13			86-2340	86-2338
F-250 (4WD)	97-99			86-2338	86-2338
Flex (2WD)	09-11	Front		86-2430	86-2337
Flex (AWD)	09-11	Front		86-2430	86-2337
Freestar	04-07			86-2432	86-2375
Freestyle	05-07	Front		86-2470	86-2324
Ranger (4WD)	98-03			86-2327	86-2337
	04-11			86-2469	86-2324
Transit Connect	10-13			86-2432	86-2324
Windstar	1995			86-2241	86-2290
	96-01		Left	86-2108	86-2290
			Right	<b>86-2110*</b>	86-2290
	02-03		Left	86-2290	86-2290
		Right	<b>86-2110*</b>	86-2290	

**Note:** The following boot number is a **neoprene boot** with three convolutions which **replaces thermoplastic boots** with five or more convolutions: 86-2241.

**Note:** Part numbers listed in **boldface with asterisk (\*)** indicate boot is made of silicone material. This is for heat resistance due to close proximity to heat sources. For neoprene equivalent boot see page 143.

## Ford (International Models)

Cougar	89-91	Rear		86-2108	86-2107
Fiesta	01-05	M/T		86-2501	86-1052
Focus	00-05	A/T		86-2376	86-2389
		M/T		N/A	86-2377
Ghia	1991	A/T		86-2500	86-1186
	92-94	A/T	Left	86-2290	86-2290
Right			86-2110	86-2290	
Ikon	01-05	M/T		86-2501	86-1052
Mondeo	00-04	2.5L, M/T		N/A	86-2276
Taurus	88-91	A/T	Left	86-2108	86-2107
			Right	86-2110	86-2107
Thunderbird	89-91	Rear		86-2108	86-2107
Topaz	84-91			86-2500	86-1186
	92-94		Left	86-2255	86-2290
Right			86-1051	86-2290	
Windstar	96-98	A/T		N/A	86-2290



# C.V. BOOTS

MODEL YEARS SPECIFICATIONS SIDE INNER OUTER

## General Motors (International Models)

<b>Astra</b>	01-04	1.7L		N/A	86-2412
<b>Cavalier</b>	90-94	A/T			86-2108
		M/T	Left		86-2107
			Right		86-2107
	95-98				86-2108
<b>Cavalier Z24</b>	92-98				86-2108
<b>Celebrity</b>	82-88				86-2500
<b>Century</b>	83-88				86-2500
	90-97				86-2108
<b>Century SS</b>	83-88				86-2500
<b>Chevy</b>	96-98	M/T			86-1070
<b>Citation</b>	82-88				86-2500
<b>Cutlass</b>	90-97				86-2108
<b>Cutlass Eurosport</b>	91-97				86-2108
<b>Vectra</b>	01-04	1.7L		N/A	86-2412
<b>X-11</b>	86-88				86-2500

## Geo (See Chevrolet)

## GMC SUV/Truck/Van

<b>Acadia (AWD)</b>	07-13	Front			86-2464
<b>Canyon (4WD)</b>	04-12				86-2397
<b>Envoy (4WD)</b>	02-09				86-2374
<b>K1500 Pickup (4WD)</b>	88-89				86-2240
	90-97				86-2240
	98-99				86-2341
<b>K2500 Pickup (4WD)</b>	88-89	7200 lb. GVW			86-2240
		8600 lb. GVW			86-2207
	90-97	7200 lb. GVW			86-2240
		8600 lb. GVW			86-2207
	1998	7200 lb. GVW			86-2341
	98-99	8600 lb. GVW			86-2342
<b>K3500 Pickup (4WD)</b>	2000				86-2342
	88-97				86-2207
	98-00				86-2342
<b>S15, Jimmy, Sonoma Syclone, Typhoon (4WD)</b>	83-84				86-1065
	85-96				86-2119
	97-04				86-2374
<b>Safari (AWD)</b>	90-96				86-2342
	97-04				86-2374
	90-92	Prop Shaft, (Fits Both Ends)		N/A	86-2204
<b>Savana 1500 (AWD)</b>	03-13				86-2241
<b>Sierra 1500 (4WD)</b>	99-13				86-2341
<b>Sierra 1500 HD (4WD)</b>	2001	Crew Cab			86-2342
		Exc. Crew Cab			86-2341
	02-03				86-2342
	2004	Not Produced This Year			
	05-07				86-2342



# C.V. BOOTS

MODEL	YEARS	SPECIFICATIONS	SIDE	INNER	OUTER
<b>GMC SUV/Truck/Van (Continued)</b>					
<b>Sierra 2500 (4WD)</b>	99-04			86-2342	86-2207
<b>Sierra 2500 HD (4WD)</b>	01-09			86-2342	86-2207
	2010	6.0L, Gas		86-2341	86-2326
		6.6L, Diesel		86-2342	86-2326
	11-13			86-2338	86-2207
<b>Sierra 3500 (4WD)</b>	01-07			86-2342	86-2207
<b>Sierra 3500 HD (4WD)</b>	07-10			86-2342	86-2207
	11-13			86-2338	86-2207
<b>Sierra Denali (4WD)</b>	02-10			86-2341	86-2326
<b>Suburban 1500 (4WD)</b>	92-93			86-2240	86-2326
	94-97	5.7L, Gas Engine		86-2240	86-2326
		6.5L, Diesel Engine		86-2207	86-2207
	98-99	5.7L, Gas Engine		86-2341	86-2326
		6.5L, Diesel Engine		86-2342	86-2207
<b>Suburban 2500 (4WD)</b>	92-97			86-2207	86-2207
	98-99			86-2342	86-2207
<b>Terrain</b>	10-13	2.4L		86-2465	86-2336
		3.0L		86-2464	86-2397
<b>Yukon (4WD)</b>	92-94			86-2240	86-2326
	95-97	5.7L, Gas Engine		86-2240	86-2326
		6.5L, Diesel Engine, 2 Dr.		86-2240	86-2326
		6.5L, Diesel Engine, 4 Dr.		86-2207	86-2207
	98-13			86-2341	86-2326
<b>Yukon XL 1500 (4WD)</b>	00-13			86-2341	86-2326
<b>Yukon XL 2500 (4WD)</b>	00-13			86-2342	86-2207

**Note:** The following boot numbers are **neoprene boots** with three convolutions which **replaces thermoplastic boots** with five or more convolutions: 86-2119 & 86-2374.

## Honda

<b>Accord</b>	76-80			86-1027	86-1028
	1981			86-1029	86-1030
	82-83		Left	86-1031	86-1032
			Right	86-1029	86-1030
	84-85	Carburetor	Left	86-1031	86-1032
			Right	86-1029	86-1030
		Fuel Injection	Left	86-1144	86-1182
			Right	86-2124	86-2145
	86-89		Left	86-1183	86-1182
			Right	86-2124	86-1181
	90-99			86-2124	86-2148 ①
	00-02			86-2124	86-2352
	03-07	4 Cyl., A/T		86-2233	86-2404
		4 Cyl., M/T		86-2124	86-2352
		6 Cyl.		86-2124	86-2352
	08-12	4 Cyl., A/T (EX, EX-L)		86-2124	86-2352
		A/T (LX, LX-P, SE)		86-2233	86-2353
		M/T		86-2124	86-2352
		6 Cyl.		86-2124	86-2352

① **Note:** Problem solver boot available. O.E. boot has 3 convolutions and may be subject to premature failure. To replace with a 4 convolution boot, order part number 86-2381.





# C.V. BOOTS

MODEL

YEARS

SPECIFICATIONS

SIDE

INNER

OUTER

## Honda (Continued)

MODEL	YEARS	SPECIFICATIONS	SIDE	INNER	OUTER
<b>Accord Crosstour</b>	10-12			86-2124	86-2352
	<b>Civic</b>	73-83		86-1027	86-1028
	1984	1300, (To Ch. #ES005660)	Left	86-1132	86-1137
			Right	86-1027	86-1135
	84-87	1300, (From Ch. #ES005661)	Left	86-1136	86-1137
			Right	86-1134	86-1135
		1500	Left	86-1138	86-1137
			Right	86-1029	86-1030
	88-91	3 Dr. Std. M/T	Left	86-1136	86-1137
			Right	86-1134	86-1135
	88-90	3 Dr., 4 Dr., DX		86-1029	86-1030
	90-91	3 Dr., 4 Dr., Si		86-1029	86-1181
	1992	1500, 1600		86-2233	86-1181
	93-95			86-2233	86-1181
	96-97			86-2124	86-1181
	1998			N/A	86-2317
	99-00	2 Dr., (Exc. Si)		86-2346	86-2368
		2 Dr., Si		86-2233	86-2368
		3 Dr.		86-2346	86-2368
		4 Dr., (Exc. GX)		86-2346	86-2368
		4 Dr., GX		N/A	86-2368
	01-03	1.7L, North American Built		86-2382	86-2375
	01-05	1.7L, Japan Built		86-2233	86-2404
	02-05	2.0L, Si		86-2233	86-2404
	03-05	1.3L (Hybrid)		N/A	86-2404
		1.7L, North American Built	Left	86-2382	86-2375
			Right	86-2346	86-2375
	06-07	1.3L (Hybrid)		N/A	86-2404
		1.8L, A/T, North American Built	Left	86-2499	86-2404
			Right	86-2448	86-2404
		1.8L, A/T, Japan Built		N/A	86-2404
		1.8L, M/T, North American Built		86-2509	86-2336
		1.8L, M/T, Japan Built		86-2233	86-2404
		2.0L		86-2438	86-2397
	08-09	1.3L (Hybrid)		N/A	86-2404
	08-11	1.8L, A/T, North American Built	Left	86-2499	86-2404
			Right	86-2448	86-2404
		1.8L, A/T, Japan Built		N/A	86-2404
		1.8L, M/T, North American Built		86-2509	86-2336
		1.8L, M/T, Japan Built		86-2233	86-2336
		2.0L		86-2438	86-2397
	10-11	1.3L (Hybrid)		N/A	86-2385
	2012	1.5L, Hybrid		N/A	86-2375
		1.8L, A/T, Coupe		86-2505	86-2404
		1.8L, A/T, Sedan Japan Built		N/A	86-2375
		1.8L, A/T, Sedan, North American Built		86-2505	86-2404
		1.8L, M/T, Coupe		86-2509	86-2336
		1.8L, M/T, Sedan, Japan Built		N/A	86-2454
		1.8L, M/T, Sedan, North American Built		86-2509	86-2336
		2.4L		86-2508	86-2324



# C.V. BOOTS

MODEL	YEARS	SPECIFICATIONS	SIDE	INNER	OUTER
<b>Honda (Continued)</b>					
<b>Civic Wagon (2WD)</b>	84-87		Left	86-1138	86-1137
			Right	86-1029	86-1030
	88-91			86-1029	86-1030
<b>Civic Wagon (AWD)</b>	84-87	Front		86-1140	86-2159
	88-89	Front	Left	86-2131	86-2159
			Right	86-2124	86-1181
	90-91	Front		86-2124	86-1181
	88-91	<b>Rear</b>		86-1134	86-1135
<b>Civic del Sol</b>	93-96	S, Si, (Exc. V-Tec Eng.)		86-2233	86-1181
	94-96	V-Tec Eng.		86-2124	86-1181
	1997	S, Si, (Exc. V-Tec Eng.)		N/A	86-2317
		V-Tec Eng.		86-2233	86-1181
<b>CRX</b>	88-91	1300 & 1500 HF		86-1027	86-1139
		1500, 1500 Si, 1600	Left	86-1138	86-1137
			Right	86-1029	86-1030
<b>CR-Z</b>	11-13	A/T		86-2181	86-2375
		M/T		N/A	86-2375
<b>Fit</b>	07-08	A/T		N/A	86-2404
		M/T		N/A	86-2404
	09-12	A/T		86-2181	86-2454
		M/T		N/A	86-2375
<b>Insight</b>	00-06			86-2310	86-2454
	07-09	Not Produced These Years			
	10-13			86-2181	86-2375
<b>Prelude</b>	79-82			86-1027	86-1028
	83-87	Exc. 85-87 2.0 Si	Left	86-1031	86-1032
			Right	86-1029	86-1030
	85-87	2.0 Si	Left	86-1183	86-1182
			Right	86-2124	86-1181
	88-89			86-2124	86-1181
	90-91			86-2124	86-2148 ①
	92-98			86-2133	86-2148 ①
	99-01	Exc. SH		86-2124	86-2352
		SH		86-2133	86-2148 ①

① **Note:** Problem solver boot available. O.E. boot has 3 convolutions and may be subject to premature failure. To replace with a 4 convolution boot, order part number 86-2381.

## Honda SUV/Truck/Van

<b>CR-V (AWD)</b>	97-98	Front		86-2124	86-2148 ①
	99-11	Front		86-2124	86-2352
	2012	Front		86-2233	86-2385
	97-01	<b>Rear</b>		86-2310	86-2310
	02-05	<b>Rear</b>		N/A	86-2453
	06-08	<b>Rear</b>		86-2310	86-2310
<b>Element</b>	03-11	Front		86-2124	86-2352
	03-08	<b>Rear</b>		86-2310	86-2310
	2009	<b>Rear</b>		86-2124	86-2124



# C.V. BOOTS

MODEL YEARS SPECIFICATIONS SIDE INNER OUTER

## Honda SUV/Truck/Van (Continued)

<b>Odyssey</b>	95-98				86-2124	86-2148 ①
	99-04			Left	86-2163	86-2340
				Right	86-2136	86-2340
	05-06				86-2136	86-2348
	2007				86-2136	86-2397
	08-10				86-2482	86-2397
	11-13	Exc. Touring, Touring Elite				86-2482
Touring, Touring Elite					86-2482	86-2340
<b>Passport (4WD)</b>	94-5/95	Front			86-2260	86-2164
	6/95-97	Front			86-2163	86-2149
	98-01	Front			86-2266	86-2149
	2002	Front			86-2266	86-2404
<b>Pilot (AWD)</b>	03-04	Front	Left		86-2178	86-2340
			Right		86-2163	86-2340
	05-08	Front	Left		86-2178	86-2348
			Right		86-2438	86-2348
	09-13	Front			86-2438	86-2348
	03-04	<b>Rear</b>			86-2233	86-2233
	05-08	<b>Rear</b>			86-2233	86-1135
<b>Ridgeline (AWD)</b>	06-08	Front			86-2438	86-2338
	09-13	Front			86-2438	86-2348
	06-10	<b>Rear</b>			86-2233	86-1135

① **Note:** Problem solver boot available. O.E. boot has 3 convolutions and may be subject to premature failure. To replace with a 4 convolution boot, order part number 86-2381.

## Hummer

<b>H2</b>	03-05				86-2342	86-2207
-----------	-------	--	--	--	---------	---------

## Hyundai

<b>Accent</b>	95-99	M/T			86-2194	86-1156	
			A/T	Left		86-2236	86-1156
				Right		86-2194	86-1156
	00-05	A/T			86-2401	86-1156	
			M/T			86-2132	86-1156
	06-09		Left		86-2131	86-2403	
			Right		86-2401	86-2403	
10-11				86-2401	86-2403		
<b>Azera</b>	06-11				86-2438	86-2348	
<b>Elantra</b>	92-95	1.6L, A/T			86-2154	86-2196	
			1.6L, M/T	Left		86-2154	86-2196
				Right		86-1038	86-2196
	1993	1.8L			86-1140	86-2159	
	94-95	1.8L	Left		86-1140	86-2159	
			Right		86-1115	86-2149	
	96-98	1.8L, A/T	Left		N/A	86-2159	
Right				86-2157	86-2159		
	1.8L, M/T			86-1140	86-2159		



# C.V. BOOTS

MODEL	YEARS	SPECIFICATIONS	SIDE	INNER	OUTER
<b>Hyundai (Continued)</b>					
<b>Elantra</b> (Continued)	99-00	2.0L, A/T	Left	86-2379	86-2149
			Right	86-2202	86-2149
	99-05	2.0L, M/T		86-1115	86-2149
	01-05	2.0L, A/T		86-2157	86-2159
	2006	A/T		86-2157	86-2389
		M/T		86-1115	86-2375
	07-08			86-2154	86-2336
	09-10	Exc. Touring		86-2154	86-2336
		Touring	Left	86-2445	86-2336
			Right	86-2467	86-2336
<b>Excel</b>	86-89			86-1015	86-1033
	90-94			86-2131	86-1156
<b>Scoupe</b>	91-92			86-2131	86-1156
	93-95			86-1140	86-2159
<b>Sonata</b>	89-94	4 Cyl.	Left	86-1140	86-2159
			Right	86-1115	86-2149
	90-94	6 Cyl.		86-2161	86-2164
	95-98	4 Cyl., A/T	Left	86-2157	86-2159
			Right	86-2202	86-2149
		4 Cyl., M/T	Left	86-1140	86-2159
			Right	86-1115	86-2149
		6 Cyl.		86-1115	86-2164
	99-01	4 Cyl., A/T		86-2202	86-2159
		4 Cyl., M/T		86-1115	86-2159
		6 Cyl., A/T		N/A	86-2319
		6 Cyl., M/T		86-1115	86-2164
	02-05	4 Cyl.		86-2202	86-2149
	02-03	6 Cyl.		N/A	86-2319
	04-05	6 Cyl.		86-2439	86-2324
	2006	4 Cyl.		86-2202	86-2324
		6 Cyl.		86-2437	86-2340
	07-08	4 Cyl.		86-2437	86-2324
		6 Cyl.		86-2437	86-2340
	09-10	4 Cyl.		86-2437	86-2340
	6 Cyl.		86-2437	86-2340	
<b>Tiburon</b>	1997	1.8L, A/T	Left	N/A	86-2159
			Right	86-2157	86-2159
		1.8L, M/T		86-1140	86-2159
	97-01	2.0L, A/T	Left	86-2379	86-2149
			Right	86-2202	86-2149
		2.0L, M/T		86-1115	86-2149
	03-04	2.0L, A/T		86-2157	86-2159
		2.0L, M/T		86-1115	86-1022
		2.7L, A/T		86-2157	86-2368
		2.7L, M/T		86-1115	86-2368



# C.V. BOOTS

MODEL	YEARS	SPECIFICATIONS	SIDE	INNER	OUTER
<b>Hyundai (Continued)</b>					
<b>Tiburon</b> (Continued)	05-06	2.0L, A/T		86-2157	86-2389
		2.0L, M/T		86-1115	86-2375
		2.7L, A/T		86-2157	86-2368
		2.7L, M/T		86-1115	86-2368
	07-08	2.0L		86-1115	86-2375
		2.7L, A/T		86-2202	86-2342
		2.7L, M/T		86-2202	86-2368
<b>XG300</b>	2001			N/A	86-2342
<b>XG350</b>	02-03			N/A	86-2342
	04-05			86-2337	86-2324

## Hyundai SUV/Truck/Van

<b>Entourage</b>	07-08			86-2439	86-2340
<b>Santa Fe (FWD)</b>	2001	2.4L		86-2202	86-2149
		2.7L, A/T		86-2202	86-2164
		2.7L, M/T		86-1115	86-2164
	2002	2.4L		86-2202	86-2149
		2.7L, A/T		86-2202	86-2164
	03-04	2.4L		86-2202	86-2149
	03-05	2.7L, A/T		86-1115	86-2164
		3.5L		86-2202	86-2375
	2006	2.7L		86-2438	86-2164
		3.5L		86-2439	86-2375
	07-08	2.7L, A/T		86-2337	86-2338
		2.7L, M/T		86-2231	86-2338
		3.3L		86-2438	86-2338
	<b>Santa Fe (AWD)</b>	01-06	Front, 2.7L, A/T		86-2439
03-06		Front, 3.5L		86-2439	86-2164
07-08		Front, 2.7L, A/T		86-2231	86-2338
		Front, 2.7L, M/T		86-2231	86-2338
07-09		3.3L		86-2438	86-2338
01-05		<b>Rear</b> , 2.7L, Rear Drum Brakes, W/O ABS		86-1115	86-2149
		<b>Rear</b> , 2.7L, Rear Disc Brakes W/ABS		86-1115	86-2149
2001	<b>Rear</b> , 2.7L, Rear Disc Brakes W/O ABS		N/A	86-2159	
<b>Tucson (FWD &amp; 4WD)</b>	05-09	Front, 2.0L, A/T		86-2202	86-2389
		Front, 2.0L, M/T		86-2202	86-2375
		Front, 2.7L		86-2308	86-2324
	10-13	Front, 2.4L, A/T		86-2445	86-2389
		Front, 2.4L, M/T		86-2445	86-2375
	2005	<b>Rear</b>		86-1029	86-2389
	06-09	<b>Rear</b>		86-1029	N/A



# C.V. BOOTS

MODEL	YEARS	SPECIFICATIONS	SIDE	INNER	OUTER
<b>Infiniti</b>					
<b>G20</b>	91-1/93			86-2308	86-2149
	1/93-93	ABS	Left	86-1021	86-2149
			Right	86-2308	86-2149
		W/O ABS		86-2308	86-2149
	1994		Left	86-1021	86-2149
			Right	86-2308	86-2149
	95-96		Left	86-1021	86-2149
			Right	86-2308	86-2149
	99-02		Left	N/A	86-1181
			Right	86-2313	86-1181
<b>G25</b>	11-12	Front	Left	86-1011	86-2389
			Right	86-2448	86-2389
<b>G35</b>	03-07	Coupe, Sedan, <b>Rear</b>		86-1170	86-2142
	04-06	Sedan, AWD, Front	Left	86-1011	86-2403
			Right	86-1173	86-2403
	07-08	Sedan, AWD, Front	Left	86-1011	86-2389
			Right	86-2448	86-2389
	<b>G37X (AWD)</b>	09-13	Front	Left	86-1011
Right				86-2448	86-2389
08-13		<b>Rear</b> , Convertible		N/A	86-2397
<b>I30</b>	96-01			86-2128	86-2129
<b>I35</b>	02-04			86-2422	86-2340
<b>J30</b>	93-1/94	<b>Rear</b>		86-2127	86-2142
	2/94-97	<b>Rear</b>		86-1011	86-1011
<b>M35</b>	2006	<b>Rear</b>		86-2161	86-2348
	09-10	<b>Rear</b>		N/A	86-2397
<b>M35X (AWD)</b>	06-10	Front	Left	86-1011	86-2389
			Right	86-2448	86-2389
<b>M37X (AWD)</b>	11-13	Front	Left	86-1011	86-2389
			Right	86-2448	86-2389
<b>M45</b>	03-04	<b>Rear</b>		86-1170	86-2142
	2005	Not produced this year			
	06-07	<b>Rear</b>		86-2159	86-2348
	08-09	<b>Rear</b>		N/A	86-2348
	2010	<b>Rear</b>		86-2161	86-2348
<b>M45X (AWD)</b>	08-10	Front	Left	86-1011	86-2389
			Right	86-2448	86-2389
<b>M56X (AWD)</b>	11-13	Front	Left	86-1011	86-2389
			Right	86-2448	86-2389
<b>Q45</b>	90-5/95	<b>Rear</b>		86-2141	N/A
	6/95-96	<b>Rear</b>		86-2178	86-2178
	97-06	<b>Rear</b>		86-1170	86-2142



# C.V. BOOTS

MODEL YEARS SPECIFICATIONS SIDE INNER OUTER

## Infiniti SUV/Truck/Van

EX35 (AWD)	08-12	Front	Left	86-1011	86-2389
			Right	86-2448	86-2389
		<i>Rear</i>		N/A	86-2397
EX37 (AWD)	2013	Front	Left	86-1011	86-2389
			Right	86-2448	86-2389
FX35 (AWD)	03-12	Front	Left	86-1011	86-2389
			Right	86-2448	86-2403
	03-08	<i>Rear</i>		86-1170	86-2142
	09-12	<i>Rear</i>		N/A	86-2348
FX35 (RWD)	03-08	<i>Rear</i>		86-1170	86-2142
	09-12	<i>Rear</i>		N/A	86-2348
FX37 (AWD)	2013	Front	Left	86-1011	86-2389
			Right	86-2448	86-2389
FX45 (AWD)	03-08	Front	Left	86-1011	86-2389
			Right	86-2448	86-2403
			<i>Rear</i>		86-2141
FX45 (RWD)	03-05	<i>Rear</i>		86-1170	86-2142
FX50	09-13	Front	Left	86-1011	86-2389
			Right	86-2448	86-2403
JX35	2013	Front		86-2497	86-2348
QX4 (4WD)	97-01	Front		86-1011	86-2129
	02-03	Front		86-1011	86-2340
QX56 (4WD)	04-10	Front		86-2161	86-2340
	11-12	Front		86-2313	86-2207
		<i>Rear</i>		86-2141	N/A

## Isuzu

I-Mark	1985			86-2131	86-1016	
	1986	A/T		86-2131	86-1016	
			M/T	Left	86-2131	86-1016
				Right	86-2121	86-1134
	87-89	Exc. Turbo	Left	86-2131	86-1016	
			Right	86-2121	86-1134	
	Turbo		86-1038	86-1042		
Impulse (2WD)	90-92	A/T	Left	86-2194	86-1047	
			Right	86-1038	86-2180	
			M/T		86-1038	86-1047
Impulse (AWD)	90-92	Front		86-1038	86-1047	
			<i>Rear</i>		86-1038	86-1047
Stylus	1991	1.6L DOHC		86-1038	86-1047	
	91-93	1.6L SOHC A/T	Left	86-2132	86-1156	
			Right	86-2193	86-2193	
	91-92	1.6L SOHC M/T	Left	86-2131	86-1156	
			Right	86-2193	86-2193	
	1992	1.6L DOHC	Left	86-2194	86-1047	
		Right	86-1038	86-1047		



# C.V. BOOTS

MODEL YEARS SPECIFICATIONS SIDE INNER OUTER

## ISUZU (Continued)

MODEL	YEARS	SPECIFICATIONS	SIDE	INNER	OUTER
<b>Stylus</b> (Continued)	1993	1.6L SOHC M/T, (Exc. CA Emissions System)	Left	86-2121	86-1156
			Right	86-2193	86-2193
		1.6L SOHC M/T, CA Emissions System	Left	86-2131	86-1156
			Right	<b>86-2258*</b>	86-2193

**Note:** Part numbers listed in **boldface** with **asterisk (\*)** indicate boot is made of silicone material. This is for heat resistance due to close proximity to heat sources. For neoprene equivalent boot see page 143.

## Isuzu SUV/Truck/Van

<b>Amigo (4WD)</b>	89-2/93	Front	86-2190	86-2191
	3/93-94	Front	86-2260	86-2164
	98-00	Front	86-2266	86-2149
<b>Ascender</b>	03-08	Front	86-2374	86-2340
<b>Axiom (4WD)</b>	2002	Front	86-2266	86-2149
	03-04	Front	86-2266	86-2404
<b>Hombre (4WD)</b>	98-00	Front	86-1060	86-2342
<b>i-350, i-370 (4WD)</b>	07-08	Front	86-2397	86-2397
<b>Oasis</b>	96-99		86-2124	86-2148 ①

① **Note:** Problem solver boot available. O.E. boot has 3 convolutions and may be subject to premature failure. To replace with a 4 convolution boot, order part number 86-2381.

<b>Pickup (4WD)</b>	81-87	Front	86-1048	86-1047
	88-92	Front	86-2190	86-2191
	1993	Japan Built	86-2190	86-2191
		USA Built	86-2260	86-2164
	94-95	Front	86-2260	86-2164
<b>Rodeo, Rodeo Sport (4WD)</b>	91-10/92	Front	86-2190	86-2191
	11/92-5/95	Front	86-2260	86-2164
	6/95-97	Front	86-2163	86-2149
	98-01	Front	86-2266	86-2149
	02-04	Front	86-2266	86-2404
<b>Trooper (4WD)</b>	84-86	Front	86-1048	86-1047
	1987	Front	86-1038	86-1042
	88-94	Front, NSK Design ②	86-2190	86-2191
		Front, NTN Design ②	86-2260	86-2164
	95-02	Front	86-2145	86-2311

② **Note:** To determine between NTN & NSK manufactured boots, look on the large end of the boot just above the band groove. Manufacturer will be molded into boot at this location.

<b>Vehicross (4WD)</b>	99-01		86-2266	86-2149
------------------------	-------	--	---------	---------

## Jaguar

<b>S-Type</b>	00-05	<b>Rear</b> , 3.0L	86-2340	86-2348
	00-02	<b>Rear</b> , 4.0L	86-2319	86-2340
	03-06	<b>Rear</b> , 4.2L	N/A	86-2397
<b>Vanden Plas</b>	04-08	<b>Rear</b> , 4.2L	N/A	86-2397





# C.V. BOOTS

MODEL YEARS SPECIFICATIONS SIDE INNER OUTER

## Jeep SUV/Truck/Van

<b>Cherokee/Wagoneer</b>	84-87.....Front Full Time 4WD.....	N/A.....	86-1155
	84-88.....Prop Shaft.....	N/A.....	86-2204
<b>Commander</b>	06-10.....	86-2377.....	86-2324
<b>Compass</b>	07-12.....Front.....	86-2468.....	86-2336
	07-16.....Rear, 4WD.....	86-2510.....	TBA
<b>Grand Cherokee</b>	93-01.....Front, Full Time 4WD.....	N/A.....	86-1155
	02-04.....Front.....	N/A.....	86-2375
	05-10.....Front.....	86-2377.....	86-2324
	11-15.....Rear, w/Electronic Axle.....	86-2512.....	86-2511
<b>Liberty</b>	02-12.....	86-2348.....	86-2340
<b>Patriot</b>	07-13.....Front.....	86-2468.....	86-2336
	08-15.....Rear, 4WD.....	86-2510.....	TBA

## Kia

<b>Amanti</b>	04-06.....	86-2421.....	86-2340
	07-09.....	86-2430.....	86-2338
<b>Forte</b>	2010.....2.0L.....	Left.....	N/A.....N/A
		Right.....	86-2132.....N/A
	10-12.....2.4L, M/T.....	Left.....	86-2445.....N/A
		Right.....	86-2154.....N/A
<b>Optima</b>	2001.....4 Cyl., A/T.....	.....	86-2202.....86-2149
		.....4 Cyl., M/T.....	86-1115.....86-2149
		.....6 Cyl.....	N/A.....86-2319
	02-03.....4 Cyl.....	.....	86-2202.....86-2149
		.....6 Cyl.....	N/A.....86-2319
	2004.....4 Cyl.....	.....	86-2202.....86-2149
		.....6 Cyl.....	N/A.....86-2319
	2005.....4 Cyl.....	.....	86-2202.....86-2149
		.....6 Cyl.....	86-2439.....86-2319
	2006.....4 Cyl. (Old Design, 5th VIN Digit is D).....	.....	86-2202.....86-2149
		.....4 Cyl. (New Design, 5th VIN Digit is E).....	86-2445.....86-2375
		.....6 Cyl.....	86-2439.....86-2319
	07-10.....4 Cyl.....	.....	86-2445.....86-2375
		.....6 Cyl.....	86-2439.....86-2324
<b>Rio</b>	01-05.....	86-2366.....	86-2277
	06-11.....A/T.....	Left.....	86-2445.....86-2403
		Right.....	86-2467.....86-2403
	06-08.....M/T, To Production Date 10/12/07....	Left.....	86-2446.....86-2403
		Right.....	86-2467.....86-2403
	08-11.....M/T, From Production Date 10/13/07...	Left.....	86-2445.....86-2403
		Right.....	86-2467.....86-2403
	<b>Rio5</b>	06-10.....A/T.....	Left.....
Right.....			86-2467.....86-2403
06-08.....M/T, To Production Date 10/12/07....		Left.....	86-2446.....86-2403
		Right.....	86-2467.....86-2403
08-10.....M/T, From Production Date 10/13/07...		Left.....	86-2445.....86-2403
		Right.....	86-2467.....86-2403



# C.V. BOOTS

MODEL	YEARS	SPECIFICATIONS	SIDE	INNER	OUTER
<b>Kia (Continued)</b>					
Rondo	07-08	2.4L		86-2445	86-2375
		2.7L		86-2439	86-2324
Sephia	94-97	1.6L DOHC		86-2366	86-2277
		1.6L SOHC		86-2132	86-2180
	95-97	1.8L		86-2306	86-1016
	98-01			86-2306	86-2153
Soul	10-11	1.6L		86-2467	86-2403
		2.0L	Left	86-2467	86-2454
			Right	86-2132	86-2403
Spectra	00-01			86-2306	86-2153
	02-04	1.8L		86-2277	86-2389
	2004	2.0L, A/T		86-2445	86-2389
		2.0L, M/T		86-2446	86-2389
	05-06	A/T		86-2445	86-2389
		M/T		86-2446	86-2389
	07-09			86-2446	86-2324
Spectra5	2006	A/T		86-2445	86-2389
		M/T		86-2446	86-2389
	07-09			86-2446	86-2324

## Kia SUV/Truck/Van

Sedona	02-05			86-2439	86-2324
	06-10			86-2439	86-2368
	11-12			N/A	86-2375
Sorento (4WD)	03-09	Front		86-1042	86-2389
	2010	Not Produced This Year			
	11-13			86-2438	86-2319
Sportage (4WD)	95-97	Front		86-2308	86-2149
	98-01	Front		86-1042	86-2153
	2002	Front		86-1042	86-2389
	03-04	Not Produced These Years			
	05-10	Front, 2.0L		86-2446	86-2389
		Front, 2.7L		86-2439	86-2389
11-13	Front, 2.4L		86-2445	86-2375	

## Land Rover SUV/Truck/Van

Discovery	99-04	Front		N/R	86-2342
Freelander	02-05	Front		N/A	86-2397
	2002	Rear		N/A	86-2397
	03-05	Rear		N/A	86-2455
LR2	08-12	Front		86-2430	86-2338
LR3	05-09	Front		86-2430	86-2337
	2005	Rear, with Locking Differential		86-2338	86-2338
		Rear, w/o Locking Differential		86-2338	86-2337
	06-09	Rear, with Locking Differential		86-2512	86-2511
		Rear, w/o Locking Differential		N/A	86-2338



# C.V. BOOTS

MODEL YEARS SPECIFICATIONS SIDE INNER OUTER

## Land Rover SUV/Truck/Van (Continued)

LR4	10-15	Front	86-2430	86-2337
		Rear, with Locking Differential	86-2512	86-2511
		Rear, without Locking Differential	N/A	86-2337
Range Rover	95-02	Front	N/R	86-2342
	03-12	Front	N/A	86-2338
	07-12	Rear	86-2512	86-2511
Range Rover Sport	06-12	Front	86-2430	86-2337
		Rear	N/A	86-2338

## Lexus

CT 200h	11-13		86-2432	86-2385
ES250	90-91		86-2166	86-2167
ES300	92-93	GKN Design	86-2227	86-2228
		Toyota Design	86-2166	86-2167
	94-96		86-2227	86-2228
	97-01		86-2227	86-2324
	02-03		86-2410	86-2348
ES330	04-06		86-2410	86-2348
ES350	07-12		86-2420	86-2319
GS300	2006	Front	86-2194	86-2336
GS350	07-11	Front	86-2194	86-2336
	2012	Not Produced This Year		
	2013	Front	86-2451	86-2385
HS 250h	10-12		86-2410	86-2348
IS250	06-10	Front	86-2194	86-2336
LS400	90-94		86-2166	86-2166
LS460 (AWD)	09-12	Front	86-2438	86-2319
LS 600h	09-13	Front	86-2438	86-2319

*Note: The following boot number is a neoprene boot with three convolutions which replaces thermoplastic boots with five or more convolutions: 86-2166.*

## Lexus SUV/Truck/Van

GX460 (AWD)	10-12	Front	86-2490	86-2326
GX470 (4WD)	03-09		86-2417	86-2326
LX470 (4WD)	98-07		N/A	86-2207
LX570 (4WD)	08-11		86-2326	86-2207
	2012	Not Produced This Year		
	2013		86-2326	86-2207
RX300 (FWD)	99-03		86-2166	86-2338
RX300 (AWD)	99-03	Front	86-2322	86-2348
	99-7/00	Rear	N/A	86-2370
	7/00-00	Rear	N/A	86-2161
RX330 (FWD)	04-06		86-2420	86-2319
RX330 (AWD)	04-06	Front	86-2409	86-2348
	04-05	Rear	86-1156	86-2404
	2006	Rear	86-2358	86-2404



# C.V. BOOTS

MODEL YEARS SPECIFICATIONS SIDE INNER OUTER

## Lexus SUV/Truck/Van (Continued)

RX350 (FWD)	07-13				86-2420	86-2319
RX350 (AWD)	07-09	Front			86-2409	86-2348
	10-13	Front			86-2420	86-2319
	07-09	<b>Rear</b> , (Exc. Japan Produced Vehicle)			86-1156	86-2404
	07-09	Rear, Japan Produced Vehicle			86-2358	86-2404
RX 400h	06-08	Front			86-2420	86-2319
RX 450h	10-13	Front			86-2420	86-2319

## Lincoln

Continental	1988		Left		86-2108	86-2107
			Right		<b>86-2110*</b>	86-2107
	89-92				86-2108	86-2107
	93-94				86-2108	86-2290
	95-02				86-2315	86-2290
MKS	09-12	3.7L			86-2470	86-2324
MKZ	10-12	3.5L			86-2466	86-2348

**Note:** Part numbers listed in **boldface** with **asterisk (\*)** indicate boot is made of silicone material. This is for heat resistance due to close proximity to heat sources. For neoprene equivalent boot see page 143.

## Lincoln SUV/Truck/Van

Aviator (AWD)	03-05	Front			86-2327	86-2337
Mark LT (4WD)	06-08				86-2340	86-2338
MKX	07-13	Front			86-2466	86-2348
Navigator (4WD)	98-02	Front			86-2338	86-2338
	03-13	Front			86-2340	86-2338

## Mazda

2	11-13	A/T			N/A	86-2453	
3	04-06	2.0L, A/T			86-2429	86-2404	
			2.0L, M/T	Left	86-2358	86-2404	
				Right	86-2457	86-2404	
	07-09	2.3L, A/T			86-2427	86-2375	
			2.3L, M/T	Left	86-2444	86-2375	
				Right	86-2308	86-2375	
	07-09	2.0L, A/T			86-2429	86-2336	
			2.0L, M/T	Left	86-2444	86-2375	
				Right	86-2308	86-2375	
	07-09	2.3L, A/T			86-2429	86-2336	
			2.3L, M/T (Exc. Mazdaspeed)	Left	86-2444	86-2375	
				Right	86-2308	86-2375	
	10-11	2.3L, M/T, Mazdaspeed			86-2271	86-2340	
			2.0L, A/T			86-2427	86-2375
				2.0L, M/T			86-2271
						N/A	86-2397
	2.5L, A/T			86-2427	86-2375		
	2.5L, M/T			86-2271	86-2397		



# C.V. BOOTS

MODEL	YEARS	SPECIFICATIONS	SIDE	INNER	OUTER
<b>Mazda (Continued)</b>					
<b>3 (Continued)</b>	12-13	2.0L, A/T, w/o SKYACTIV (To 9/11)		86-2427	86-2375
		2.0L, M/T w/o SKYACTIV (To 9/11)		86-2271	86-2375
		2.3L		N/A	86-2397
		2.5L, A/T		86-2427	86-2375
		2.5L, M/T		86-2271	86-2375
<b>323 Sedan &amp; Hatchback (2WD)</b>	86-89	A/T		86-2132	86-1016
		M/T 4 Spd., (Exc. Turbo)		86-2131	86-1016
	88-89	M/T 5 Spd., (Exc. Turbo)		86-2132	86-1016
		M/T, Turbo		86-2133	86-1042
	90-94	1.6L		86-2132	86-2235
<b>323 Sedan &amp; Hatchback (AWD)</b>	88-89	Front		86-2121	86-2235
		Rear		86-2121	86-1139
<b>323 Wagon</b>	1987	A/T		86-2132	86-1016
		M/T		86-2131	86-1016
	88-89			86-2132	86-1016
<b>6 (i Series)</b>	03-05	2.3L, A/T		86-2354	86-2404
		2.3L, M/T		86-2313	86-2404
	06-07	2.3L, A/T		86-2354	86-2404
		2.3L, M/T (Exc. Mazdaspeed)		86-2313	86-2404
		2.3L, M/T, Mazdaspeed		86-2135	86-2348
	2008	2.3L, A/T		86-2354	86-2404
		2.3L, M/T		86-2313	86-2404
	09-13	2.5L, A/T		86-2354	86-2404
	2.5L, M/T		86-2313	86-2404	
<b>6 (s Series)</b>	03-08	3.0L, A/T		86-2354	86-2404
		3.0L, M/T		86-2313	86-2404
	09-13	3.7L		86-2492	86-2397
<b>626/MX-6</b>	83-9/83			86-1115	86-1018
	10/83 Only	A/T		86-1115	86-1022
	11/83-87	A/T		86-1021	86-1022
	10/83-87	M/T		86-1115	86-2149
	88-92	A/T, (Exc. Turbo)		86-1021	86-1022
		A/T, Turbo		86-2136	86-2144
		M/T, (Exc. Turbo)		86-2133	86-1022
		M/T, Turbo		86-2135	86-2164
	93-02	A/T		86-2241	86-2226
		M/T, 2.0L		86-1140	86-2159
93-97	M/T, 2.5L		86-2135	86-2164	
<b>929</b>	88-95	Rear		86-2135	86-2127
<b>GLC</b>	81-85			86-1015	86-1016
<b>Miata MX-5</b>	90-05	Rear, Exc. Turbo		86-2131	86-1028
<b>Millenia</b>	95-02	2.3L		86-2163	86-2159
	95-96	2.5L		86-2163	86-2159
	97-02	2.5L		86-2354	86-2353
<b>MX-3</b>	92-95	1.6L		86-2132	86-2235
		1.8L, A/T		86-1038	86-2236
		1.8L, M/T		86-2194	86-2236



# C.V. BOOTS

MODEL	YEARS	SPECIFICATIONS	SIDE	INNER	OUTER	
<b>Mazda (Continued)</b>						
<b>Protegé</b>	90-94	1.8L, DOHC		86-2194	86-2236	
		1.8L, SOHC, 2WD	Left	86-1115	86-2180	
			Right	86-1038	86-2180	
		1.8L, SOHC, AWD Front & <i>Rear</i>		86-2121	86-2144	
	95-98	Exc. 1995 1.8L		86-2132	86-2235	
	1995	1.8L		86-2194	86-2236	
	99-01	1.6L		86-2132	86-2403	
	99-00	1.8L		86-2132	86-2404	
	2001	2.0L		86-2132	86-2404	
	02-03	2.0L, A/T		86-2132	86-2404	
			2.0L, M/T (Exc. Turbo)	Left	86-2131	86-2404
				Right	86-2132	86-2404
	2003	2.0L, M/T, Turbo	Left	86-2313	86-2404	
			Right	N/A	86-2397	
<b>Protege5</b>	02-03	2.0L, A/T		86-2132	86-2404	
		2.0L, M/T	Left	86-2131	86-2404	
			Right	86-2132	86-2404	
<b>RX-7</b>	86-91	<i>Rear</i> , (Exc. Turbo)		86-2124	86-2145	
		<i>Rear</i> , Turbo		86-2135	86-2127	
	1992	Not Produced This Year				
	93-94	<i>Rear</i>		86-2136	86-2127	
<b>RX-8</b>	04-10	<i>Rear</i> , A/T			86-2455	
		<i>Rear</i> , M/T		86-2136	86-2404	

**Note:** The following boot number is a **neoprene boot** with three convolutions which **replaces thermoplastic boots** with five or more convolutions: 86-2241.

## Mazda SUV/Truck/Van

<b>5</b>	06-10	A/T		86-2427	86-2375
		M/T	Left	86-2444	86-2375
			Right	86-2308	86-2375
	2011	Not Produced This Year			
	2012	A/T		TBA	86-2455
M/T			86-2271	86-2375	
<b>B3000/B4000 (4WD)</b>	98-03	Front		86-2327	86-2337
	04-09			86-2469	86-2324
<b>CX-5</b>	2013	Front, A/T		86-2427	86-2375
		Front, M/T		86-2277	86-2404
<b>CX-7</b>	07-12	2.3L, Front		86-2466	86-2340
	10-12	2.5L, Front		86-2354	86-2404
<b>CX-9</b>	07-12	Front		86-2466	86-2340
<b>MPV (AWD)</b>	89-95	Front		86-2133	86-1022
	96-98	Front		86-2133	86-2159
<b>MPV (FWD)</b>	00-01	Front		N/A	86-2397
	02-03	Front		86-2308	86-2397
	04-06	Front		86-2354	86-2385
<b>Pickup (4WD)</b>	86-93	Front		86-2133	86-1022



# C.V. BOOTS

MODEL YEARS SPECIFICATIONS SIDE INNER OUTER

## Mazda SUV/Truck/Van (Continued)

Tribute	01-04	Front, 2.0L, A/T	86-2282	86-2375
		Front, 2.0L, M/T	86-2290	86-2375
		Front, 3.0L	86-2282	86-2375
	05-06	Front, 2.3L & 3.0L, A/T	86-2432	86-2375
		Front, 2.3L, M/T	86-2290	86-2375
	2007	Not Produced This Year		
	2008	Front, 2.3L & 3.0L, A/T	86-2432	86-2375
		Front, 2.3L, M/T	86-2290	86-2375
	09-11	Front, 2.5L & 3.0L, A/T	86-2432	86-2375
		Front, 2.5L, M/T	86-2290	86-2375
	01-04	<b>Rear</b>	86-2254	86-2255
	2005	<b>Rear</b>	86-2254	86-2254

## Mercedes Benz

All (Exc. 190)	To 1993	Cross Groove Design Joint	86-2252	86-2252
190 Series	84-88	2.2L, 2.3L, 2.5L Turbo	86-2251	86-2251
C36	95-97		86-2331	N/A
C220	94-96		86-2251	86-2334
C230	97-99		86-2334	N/A
C280	97-99		86-2331	86-2331
CL55	2002	AMG	86-2331	86-2331
	03-04	AMG	86-2331	N/A
CL500	02-06		86-2331	86-2331
CL600	2002		86-2331	86-2331
	03-04		86-2331	N/A
CLK	98-99		86-2331	86-2331
CLK320	2002		86-2331	86-2331
	2003	Convertible	86-2331	86-2331
CLK430	02-03		86-2331	86-2331
E300 Turbo	1997	Sedan	86-2331	N/A
E320	1997		86-2331	N/A
E420	94-95	Sedan, ASR	86-2332	86-2332
	1997	Sedan	86-2331	N/A
S320	97-99		86-2331	86-2331
S420	1995	ASR	N/A	86-2332
S430	02-06	<b>Rear</b>	86-2331	86-2331
S55 AMG	01-06	<b>Rear</b>	86-2331	86-2331
S500	94-95	<b>Rear</b> , To Ch. # 256645	86-2252	86-2332
	95-06	<b>Rear</b> , From Ch. # 256646	86-2331	86-2331
S65 AMG	2006	<b>Rear</b>	86-2331	86-2331
S600	94-99		N/R	86-2332
	01-06		86-2331	86-2331
SL55	03-04	AMG	86-2331	N/A
SL320	94-97	M/T	86-2332	86-2332
SL500	1998		86-2332	86-2332
SL600	1998		86-2332	86-2332



# C.V. BOOTS

MODEL YEARS SPECIFICATIONS SIDE INNER OUTER

## Mercedes Benz (Continued)

SLK 230	02-03	To Ch. # F261705		86-2331	86-2331
SLK 320	2001			86-2331	N/A
	02-04			86-2331	86-2331

## Mercedes SUV/Truck/Van

ML320 (AWD)	98-99	Front		86-2342	86-2342
	00-03	Front		86-2404	86-2385
	98-99	Rear		86-2337	86-2342
	00-03	Rear		86-2324	86-2340
ML350 (AWD)	03-05	Front		86-2404	86-2385
		Rear		86-2324	86-2340
ML430 (AWD)	1999	Front		86-2342	86-2342
		Rear		86-2337	86-2342
ML55 AMG (AWD)	00-03	Front		86-2404	86-2385
		Rear		86-2324	86-2340
ML500 (AWD)	02-05	Front		86-2404	86-2385
		Rear		86-2324	86-2340

## Mercury

Capri	91-94	A/T		86-2132	86-1016
		M/T, (Exc. Turbo)		86-2131	86-1016
		M/T, Turbo		86-2133	86-1042
Cougar (7.5" Ring Gear) (RWD)	89-92			86-2286	86-2286
	93-97	3.8L		86-2289	86-2290
	94-97	4.6L		N/A	86-2290
Cougar (8.8" Ring Gear) (RWD)	93-97	3.8L	Left	N/A	86-2348
		5.0L		N/A	86-2348
Cougar (FWD)	99-02	2.0L		86-2282	86-2336
		2.5L		86-2282	86-2324
LN7	82-83			86-1051	86-1052
Lynx	81-85	Exc. Turbo		86-1051	86-1052
	84-1/85	Turbo		86-2108	86-2107
	2/85-85	Turbo		86-1051	86-1052
	86-87	Diesel		86-1051	86-1052
		Gas	Left	86-1051	86-1052
		Right	86-1076	86-1052	
Merkur XR4Ti	85-89			86-1086	86-1086
Milan	06-09	Front, A/T		86-2438	86-2375
		Front, M/T		86-2313	86-2336
Montego	05-07	Front		86-2470	86-2324
Mystique	95-00	2.0L, 4 Cyl.		86-2282	86-2336
	95-97	2.5L, 6 Cyl.		86-2283	86-2324
	98-00	2.5L, 6 Cyl.		86-2282	86-2324







# C.V. BOOTS

MODEL	YEARS	SPECIFICATIONS	SIDE	INNER	OUTER
<b>Mercury (Continued)</b>					
<b>Tracer</b>	87-89	A/T		86-2132	86-1016
		M/T		86-2131	86-1016
	91-96			86-1076	86-1052
	97-99			86-2314	86-2255

**Note:** The following boot number is a **neoprene boot** with three convolutions which **replaces thermoplastic boots** with five or more convolutions: 86-2241.

**Note:** Part numbers listed in **boldface with asterisk (\*)** indicate boot is made of silicone material. This is for heat resistance due to close proximity to heat sources. For neoprene equivalent boot see page 143.

## Mercury SUV/Truck/Van

<b>Mariner (4WD)</b>	05-06	Front, 2.3L		86-2342	86-2375
		Front, 3.0L		86-2282	86-2375
	07-08	Front, 2.3L		86-2432	86-2375
		Front, 3.0L		86-2432	86-2375
	09-11	Front, 2.5L		86-2432	86-2375
		Front, 3.0L		86-2432	86-2375
	06-07	<b>Rear</b>		86-2254	86-2254
<b>Monterey</b>	04-07			86-2432	86-2375
<b>Mountaineer (4WD)</b>	97-05	Front		86-2327	86-2337
	06-10	Front		86-2469	86-2324
<b>Villager</b>	93-00			86-2271	86-2268
	01-02			86-2405	86-2268

## Mini

<b>Base</b>	02-06			86-2448	86-2455
	07-08	Convertible		86-2448	86-2455
		Coupe, A/T		86-2489	86-2324
		Coupe, M/T		86-2481	86-2336
	09-13	A/T		86-2489	86-2348
		M/T		86-2481	86-2336
<b>Clubman</b>	2008	A/T		86-2489	86-2324
		M/T		86-2481	86-2336
	09-13	A/T		86-2489	86-2348
		M/T		86-2481	86-2336
<b>Countryman</b>	11-13	A/T	TBA		86-2375
		M/T		86-2469	86-2375
<b>Countryman S</b>	11-13	A/T		86-2486	86-2324
		M/T		86-2469	86-2324
<b>Countryman S All4</b>	11-13	A/T		86-2486	86-2324
<b>John Cooper Works</b>	09-13			86-2489	86-2348
<b>John Cooper Works Clubman</b>	09-13			86-2489	86-2348
<b>S</b>	02-08	A/T		86-2489	86-2375
		M/T		86-2323	86-2375
	09-13			86-2489	86-2348



# C.V. BOOTS

MODEL

YEARS

SPECIFICATIONS

SIDE

INNER

OUTER

## Mini (Continued)

<b>S Clubman</b>	2008 .....		86-2489 .....	86-2324
	09-13 .....		86-2489 .....	86-2348

## Mitsubishi

<b>3000GT (2WD)</b>	91-92 .....	GT, GT SL .....	N/A .....	86-2160	
	93-96 .....	GT, GT SL .....	86-2202 .....	86-2342	
	97-99 .....	GT .....	N/A .....	86-2342	
		GT SL .....	86-2202 .....	86-2342	
<b>3000GT (AWD)</b>	91-92 .....	Front .....	N/A .....	86-2342	
	93-99 .....	Front .....	86-2202 .....	86-2342	
	91-99 .....	<b>Rear</b> .....	86-2202 .....	86-1115	
<b>Cordia, Tredia</b>	1983 .....		86-2131 .....	86-1016	
	84-88 .....	Exc. Turbo .....		86-1038 .....	86-1042
			1984 .....	Turbo .....	Left .....
			Right .....	86-2128 .....	86-1022
	1985 .....	Turbo .....	Left .....	86-1038 .....	86-1042
			Right .....	86-1115 .....	86-2149
	86-88 .....	Turbo .....	Left .....	86-1038 .....	86-2159
			Right .....	86-1115 .....	86-2149
<b>Diamante</b>	1992 .....		86-2161 .....	86-2160	
	93-95 .....	Sedan .....		86-2161 .....	86-2342
			Wagon .....	86-2161 .....	86-2160
	1996 .....		86-2161 .....	86-2342	
	97-04 .....		86-2161 .....	86-2338	
<b>Eclipse (2WD)</b>	90-94 .....	1.8L SOHC, NTN Design ① .....	86-2154 .....	86-2153	
		2.0L DOHC, (Exc. Turbo) .....	86-2157 .....	86-2159	
	90-94 .....	1.8L SOHC, NSK Design ① .....	86-2131 .....	86-2180	
	93-94 .....	2.0L DOHC, Turbo .....	86-2157 .....	86-2159	
	95-99 .....	GS, RS DOHC, (Exc. Turbo) .....		86-2154 .....	86-2255
			GS-T DOHC Turbo .....	86-2157 .....	86-2397
	00-02 .....	2.4L .....		86-2154 .....	86-2397
			3.0L .....	86-2157 .....	86-2397
	03-05 .....	2.4L .....		86-2154 .....	86-2397
			3.0L .....	86-1021 .....	86-2375
	06-12 .....	2.4L .....		86-2157 .....	86-2375
	06-09 .....	3.8L .....		86-2466 .....	86-2340
	2010 .....	3.8L, A/T .....		86-2438 .....	86-2348
			3.8L, M/T .....	86-2466 .....	86-2340
	11-12 .....	3.8L .....		86-2438 .....	86-2348

① **Note:** To determine between NSK & NTN axles, the manufacturer will be molded into the outboard boot just above the large band as well as being stamped into outboard joint.



# C.V. BOOTS

MODEL	YEARS	SPECIFICATIONS	SIDE	INNER	OUTER	
<b>Mitsubishi (Continued)</b>						
<b>Eclipse (AWD Turbo)</b>	90-94	Front, A/T		86-2154	86-2153	
	91-94	Front, M/T	Left	86-2154	86-2159	
			Right	86-2131	86-2180	
	95-99	Front, GSX DOHC		86-2154	86-2397	
	90-91	<b>Rear</b>		86-1038	86-1003	
	92-94	<b>Rear</b>		86-2154	86-2158	
			<b>Rear, GSX, (Exc. Limited Slip Differential)</b>	86-2132	86-1038	
			<b>Rear, GSX Limited Slip Differential</b>	86-2154	86-1038	
	<b>Eclipse Spyder</b>	96-98	GS DOHC, (Exc. Turbo)		86-2154	86-2255
			GS SOHC, GS-T DOHC Turbo		86-2157	86-2367
1999				86-2157	86-2205	
00-02		2.4L		86-2154	86-2397	
			3.0L	86-2157	86-2397	
03-05		2.4L		86-2154	86-2397	
			3.0L	86-1021	86-2375	
07-09		2.4L		86-2157	86-2375	
			3.8L	86-2466	86-2340	
10-12		2.4L		86-2157	86-2375	
			3.8L	86-2438	86-2348	
<b>Expo (2WD)</b>		92-94			86-2157	86-2205
<b>Expo (4WD)</b>	92-94	Front		86-2154	86-2205	
		<b>Rear</b>		86-1003	86-1038	
<b>Expo LRV (2WD)</b>	92-94	1.8L		86-2131	86-2255	
		2.4L		86-2157	86-2205	
<b>Expo LRV (AWD)</b>	92-94	Front, 1.8L		86-2131	86-2255	
		Front, 2.4L		86-2154	86-2205	
		<b>Rear</b>		86-1003	86-1038	
<b>Galant (2WD)</b>	1985			86-1140	86-2159	
	1986		Left	86-1140	86-2159	
			Right	86-1115 ③	86-2149	
	1987		Left	86-1140	86-2159	
			Right	86-1115 ③	86-1022	
	89-92	2.0L DOHC, NTN Design ①		86-2157	86-2159	
			2.0L SOHC, NSK Design ①	86-2131	86-2180	
	93-2/93			86-2157	86-2159	
	3/93-98			86-2157	86-2367	
	99-03	2.4L		86-2154	86-2397	
			3.0L	86-2157	86-2397	
	04-06	2.4L	Left	86-2157	86-2375	
			Right	N/A	86-2375	
			3.8L	86-2438	86-2348	
	2007	2.4L	Left	86-2157	86-2375	
			Right	N/A	86-2375	
			3.8L (GTS)	86-2438	86-2348	
			3.8L (Ralliart)	86-2466	86-2340	



# C.V. BOOTS

MODEL YEARS SPECIFICATIONS SIDE INNER OUTER

## Mitsubishi (Continued)

<b>Galant (2WD)</b> (Continued)	2008	2.4L	Left	86-2157	86-2375
			Right	N/A	86-2375
	2009	2.4L	3.8L (Ralliart)	86-2466	86-2340
			3.8L	86-2438	86-2348
		10-12	3.8L	86-2438	86-2348
			3.8L	86-2157	86-2375

① **Note:** To determine between NSK & NTN axles, the manufacturer will be molded into the outboard boot just above the large band as well as being stamped into outboard joint.

③ **Note:** This Mitsubishi model (utilizing inner boot 86-1115) may experience overheating of inner boot leading to premature failure. This is mainly due to close proximity to heat sources. To solve this problem, use EMPI boot 86-2415, which is made of heat resistant **silicone material**.

<b>Galant (AWD)</b>	90-92	Front	86-2154	86-2153
		<b>Rear</b>	86-1038	86-1003

<b>Galant Sigma</b>	1988	Inboard Joint marked 100 AC	86-2161	86-1014
	89-90	Inboard Joint marked 104 AC	86-2178	86-2160

<b>Lancer</b>	2002		86-1156	86-2336
	03-06	2.0L (Exc. Evolution)	86-2194	86-2404
		2.0L Evolution (Front)	86-2157	86-2455
	04-06	2.4L	86-2451	86-2455
	2007	2.0L	86-2194	N/A
	08-12		86-2477	86-2404
	03-06	<b>Rear</b> , Evolution	86-2194	86-2453
	08-10	<b>Rear</b> , Evolution (Canada)	86-2477	86-2404
	2010	<b>Rear</b> , Ralliart	86-2477	86-2404

<b>Mirage</b>	85-86	A/T, M/T 5 Spd., (Exc. Turbo)	86-1034	① 86-1028	
		1.5L, M/T 4 Spd., (Exc. Turbo)	86-1036	86-1028	
		Turbo	86-1038	86-2153	
	87-88	Exc. Turbo	86-1036	86-1028	
		Turbo	86-2194	86-2153	
	1989	Turbo	Left	86-2157	86-2159
			Right	86-2158	86-2159
	89-92	1.5L, Mitsubishi Design ②	86-1036	86-1028	
	90-92	1.5L, NTN Design ②	86-2132	86-1156	
	91-92	1.6L DOHC, A/T	86-2154	86-2153	
		1.6L DOHC, M/T	Left	86-2154	86-2153
			Right	86-1038	86-2153
	93-96	1.5L, Mitsubishi Design ②	86-2131	86-2385	
		1.5L, NTN Design ②	86-2132	86-2255	
		1.8L	86-2131	86-2255	
	97-02		86-1156	86-2336	

① **Note:** Two different types of boots can be fitted to 85-86 Mirage. The part number of the boot being removed can be found alongside the large clamp end. If this part number is MB175851, use boot 86-1034; if the part number is MB175859 or MB297454, use boot 86-1036.

② **Note:** To determine between Mitsubishi and NTN axles, simply note the color of the outboard joint. Mitsubishi axles have outer joints painted "BLACK", while NTN outer joints are painted "GREEN".



# C.V. BOOTS

MODEL YEARS SPECIFICATIONS SIDE INNER OUTER

## Mitsubishi (Continued)

<b>Precis</b>	87-89.....		86-1015.....	86-1033
	90-94.....		86-2131.....	86-1156
<b>Starion</b>	83-87.....	<i>Rear</i> , Exc. ESi.....	86-1115.....	86-1115
	85-87.....	<i>Rear</i> , ESi.....	86-2127.....	86-1170
	88-89.....	<i>Rear</i> .....	86-2178.....	86-2161

## Mitsubishi SUV/Truck/Van

<b>Endeavor (FWD)</b>	04-08.....		86-2438.....	86-2348	
	2009.....	Not Produced This Year			
	10-11.....		86-2438.....	86-2348	
<b>Endeavor (4WD)</b>	04-08.....	Front.....	Left.....	86-2313.....	86-2455
			Right.....	86-2194.....	86-2404
	2009.....	Not Produced This Year			
	10-11.....	Front.....	Left.....	86-2313.....	86-2455
		Right.....	86-2194.....	86-2404	
<b>Montero (4WD)</b>	04-08.....	<i>Rear</i> .....	86-2174.....	86-1028	
	83-86.....	Front, 2.6L.....	86-1115.....	86-1018	
	87-89.....	Front, 2.6L.....	86-1115.....	86-2156	
	89-91.....	Front, 3.0L A/T.....	86-1115.....	86-2156	
		Front, 3.0L M/T.....	86-2161.....	86-1018	
	92-96.....	Front, 3.0L.....	86-1115.....	86-2205	
	94-96.....	Front, 3.5L.....	86-2161.....	86-2205	
	97-98.....		86-2161.....	86-2340	
	99-00.....		86-1115.....	86-2348	
	01-06.....		86-1115.....	86-2340	
<b>Montero Sport (4WD)</b>	97-04.....	Front.....	86-2231.....	86-2340	
<b>Outlander (FWD)</b>	2003.....		N/A.....	86-2353	
	04-06.....		86-2354.....	86-2375	
	2007.....		86-2466.....	86-2340	
	08-13.....	2.4L.....	86-2438.....	86-2397	
		3.0L.....	86-2466.....	86-2340	
<b>Outlander (AWD)</b>	2003.....	Front.....	N/A.....	86-2453	
	04-06.....	Front.....	86-2450.....	86-2455	
	2007.....	Front.....	86-2466.....	86-2340	
	08-13.....	Front, 2.4L.....	86-2438.....	86-2397	
		Front, 3.0L.....	86-2466.....	86-2340	
	2010.....	Front, 2.4L.....	86-2438.....	86-2397	
		Front, 3.0L.....	86-2466.....	86-2340	
	03-2/03.....	<i>Rear</i> .....	86-2181.....	N/A	
	3/03-06.....	<i>Rear</i> .....	86-2132.....	86-2235	
	<b>Outlander Sport</b>	11-13.....	Front.....	86-2438.....	86-2397
<b>Pickup (4WD)</b>	83-86.....	Front.....	86-1115.....	86-1018	
	87-89.....	Front, 2.6L.....	86-1115.....	86-2156	
	1990.....	Front, 3.0L.....	86-2161.....	86-1018	
	91-94.....	Front, 3.0L.....	86-1115.....	86-2156	



# C.V. BOOTS

MODEL YEARS SPECIFICATIONS SIDE INNER OUTER

## Mitsubishi SUV/Truck/Van (Continued)

Raider (4WD)	2006	Durocross, LS		86-2441	86-2340
		XLS		86-2430	N/A
	2007			86-2441	86-2340
	08-09	Except Off Road Package		86-2441	86-2340
		Off Road Package		86-2430	N/A

## Nissan/Datsun

200SX	95-98	1.6L		86-1175	86-1176	
		2.0L	Left	N/A	86-2159	
			Right	86-2313	86-2159	
	84-88	<b>Rear</b>		86-1167	N/A	
240SX	92-98	<b>Rear</b>		86-1011	86-1011	
280Z/280ZX	77-78	<b>Rear</b>		86-1164	N/R	
	81-83	<b>Rear, Turbo</b>		86-1167	N/A	
300ZX	84-88	<b>Rear, (Exc. Turbo)</b>		86-1167	N/A	
		<b>Rear, Turbo</b>		86-2127	86-1170	
	89-1/95	<b>Rear, (Exc. Turbo)</b>		86-1170	86-2142	
	89-5/95	<b>Rear, Turbo</b>		86-2141	N/A	
	2/95-96	<b>Rear, (Exc. Turbo)</b>		86-2161	86-2142	
	6/95-96	<b>Rear, Turbo</b>		86-2178	86-2142	
350Z	03-09	<b>Rear</b>		86-1170	86-2142	
370Z	09-12	<b>Rear</b>		N/A	86-2397	
Altima	93-99			86-2266	86-2127	
	00-01			86-1021	86-2127	
	02-04	2.5L			86-2442	86-2397
		3.5L			86-2178	86-2340
	05-06	2.5L			86-2442	86-2375
		3.5L, A/T			86-2421	86-2342
		3.5L, M/T			86-2418	86-2342
	07-11	2.5L (Exc. Hybrid)			86-2438	86-2397
		2.5L Hybrid			86-2409	86-2324
	2012	3.5L			86-2418	86-2338
		2.5L			86-2438	86-2397
	2013	2.5L			86-2438	86-2397
	Cube	09-13	CVT		86-2448	86-2389
		M/T		86-2358	86-2336	
F10, 310	76-82			86-1027	86-1028	
GT-R	09-12	Front	Left	86-1011	86-2389	
			Right	86-2448	86-2389	
Leaf	11-13			86-2358	86-2336	
Maxima	85-01			86-2128	86-2129	
	02-03			86-2422	86-2340	
	04-06	A/T		86-2421	86-2342	
		M/T		86-2418	86-2342	
	07-08			86-2418	86-2342	



# C.V. BOOTS

MODEL	YEARS	SPECIFICATIONS	SIDE	INNER	OUTER	
<b>Nissan/Datsun (Continued)</b>						
<b>Maxima</b> (Continued)	09-13			86-2418	86-2338	
	82-83	<i>Rear</i>		86-1167	86-1011	
	1984	<i>Rear</i>		86-1167	N/A	
<b>NX 1600</b>	91-93			86-1175	86-1176	
<b>NX 2000</b>	91-93		Left	86-1021	86-2149	
			Right	86-2308	86-2149	
<b>Pulsar NX</b>	1983	Tripod Inboard Joint	Left	86-1171	86-1008	
			Right	86-1009	86-1008	
	83-86	Cage & Ball Inboard Joint		86-1003	86-1016	
	1984	Tripod Inboard Joint, (Exc. Turbo)		86-1173	86-1008	
			Turbo	86-1048	86-1042	
	87-88	DOHC, 16V		86-2128	86-1022	
	87-89	SOHC, 8V		86-1175	86-1176	
	89-90	DOHC, 16V		86-2128	86-1022	
	1990	SOHC, 12V		86-1175	86-1176	
	<b>Sentra</b>	82-83	Exc. Diesel	Left	86-1171	86-1008
				Right	86-1009	86-1008
83-85		Diesel		86-1173	86-1008	
1984		Gas	Left	86-1173	86-1008	
			Right	86-1009	86-1008	
85-86		Gas		86-1173	86-1174	
86-87		Diesel, (Canada only)		86-1175	86-1176	
87-88		Coupe		86-1175	86-1176	
			Sedan, Hatchback & Wagon	86-1173	86-1174	
1987		AWD, Front	Left	86-1038	86-2159	
			Right	86-2128	86-2159	
		AWD, <i>Rear</i>		86-1175	86-1176	
89-90		Coupe, M/T		86-1175	86-1176	
			Exc. Coupe, M/T	86-1173	86-1174	
91-99		1.6L		86-1175	86-1176	
91-94		2.0L	Left	86-1021	86-2149	
			Right	86-2308	86-2149	
98-01		2.0L	Left	N/A	86-2159	
			Right	86-2313	86-2159	
00-02		1.8L		86-1175	86-2336	
2002		2.5L, A/T	Left	86-1021	86-2375	
	Right		86-2308	86-2375		
			86-2331	86-2375		
03-06	1.8L		86-1175	86-2336		
		2.5L, A/T	Left	86-1021	86-2375	
			Right	86-2308	86-2375	
	2.5L, M/T		86-2266	86-2397		
07-12	2.0L		86-2358	86-2324		
		2.5L	86-2438	86-2397		
<b>Stanza</b>	82-85			86-1009	86-1010	
	86-90	2WD Wagon		86-2128	86-1022	
		AWD Wagon, Front		86-2128	86-2129	





# C.V. BOOTS

MODEL YEARS SPECIFICATIONS SIDE INNER OUTER

## Nissan/Datsun (Continued)

<b>Stanza</b> (Continued)	86-91	AWD Wagon, <i>Rear</i>	86-1175	86-1176
	86-1/90	Sedan & Hatchback	86-2128	86-2129
	2/90-92	E, XE, A/T & Non-Slip Differential	86-2231	86-2129
		GXE, A/T	86-2231	86-2129
		GXE, M/T	86-2128	86-2129
		XE, (Exc. Non-Slip Differential)	86-2128	86-2129
<b>Versa</b>	07-08		86-2358	86-2404
	09-11	1.6L	86-2448	86-2404
		1.8L	86-2358	86-2404
	2012	1.6L	86-2448	86-2454
		1.8L	86-2358	86-2404
2013		86-2448	86-2454	

## Nissan SUV/Truck/Van

<b>Armada (4WD)</b>	05-13	Front	86-2161	86-2340
	05-11	<i>Rear</i>	86-2141	N/A
	12-13	<i>Rear</i>	86-2161	86-2340
<b>Axxess (2WD)</b>	1990		86-2128	86-1022
<b>Axxess (AWD)</b>	1990	Front	Left	86-2128
			Right	N/A
		<i>Rear</i>		86-1175
<b>Frontier (4WD)</b>	98-00		86-1011	86-2129
	01-04		86-1011	86-2340
	05-12		86-2159	86-2348
<b>Juke (AWD)</b>	11-13	Front	86-2499	86-2336
<b>Juke (FWD)</b>	11-13		86-2422	86-2324
<b>Murano (AWD)</b>	2003	Front	86-2260	86-2340
	04-05	Front	86-2178	86-2340
	06-07	Front	86-2492	86-2340
	2008	Not Produced This Year		
	09-13	Front	86-2421	86-2338
<b>Murano (FWD)</b>	2003		86-2260	86-2340
	04-05		86-2178	86-2340
	06-07		86-2492	86-2340
	2008	Not Produced This Year		
	09-13	Front	86-2421	86-2338
<b>Pathfinder (4WD)</b>	87-89	Front	86-1011	86-2129
	90-95	Front	86-1170	86-2129
	96-01	Front	86-1011	86-2129
	02-04	Front (exc. 04 Armada)	86-1011	86-2340
	2004	Front, Armada	86-2161	86-2340
	05-07	Front	86-2159	86-2348
	08-12	Front, 4.0L	86-2159	86-2348
		Front, 5.6L	86-2161	86-2348
	2013	Front	86-2497	86-2348
	2004	<i>Rear</i> , Armada	86-2141	N/A



# C.V. BOOTS

MODEL	YEARS	SPECIFICATIONS	SIDE	INNER	OUTER
<b>Nissan SUV/Truck/Van (Continued)</b>					
Pathfinder (4WD) (Continued)	05-06	Rear		86-2160	86-2397
	2007	Rear (S, SE)		86-2159	86-2348
		Rear, (LE, SE Off-Road)		86-2160	86-2397
	08-10	Rear		86-2160	86-2397
Pickup (4WD)	80-82	Front		86-1011	86-1012
	83-86	Front (720)		86-1011	86-1014
	86-89	Front (D21)		86-1011	86-2129
	90-97	Front, 4 Cyl.		86-1011	86-2129
	90-95	Front, 6 Cyl.		86-1170	86-2129
	1996	Front, 6 Cyl.		86-1011	86-2129
Quest	93-00			86-2271	86-2268
	2001			86-2405	86-2268
	2002			86-2271	86-2268
	04-09			86-2421	86-2342
	2010	Not Produced This Year			
	11-13			86-2421	86-2338
Rogue (AWD)	08-13	Front		86-2438	86-2397
Rogue (FWD)	08-13			86-2438	86-2397
Titan (4WD)	04-13	Front		86-2161	86-2340
Xterra (4WD)	00-01	Front		86-1011	86-2129
	02-04	Front		86-1011	86-2340
	05-12	Front		86-2159	86-2348

## Nissan (International Models)

Lucino HF	96-98			86-2290	86-2290
Platina	2002	A/T	Left	N/A	86-2504
			Right	86-2501	86-2504
		M/T	Left	86-2503	86-2504
			Right	86-2501	86-2504
Sentra HF	96-00			86-2290	86-2290
	01-02			86-2502	86-2290
Tsubame	93-97			86-1171	86-2238
Tsuru	84-85			86-2500	86-1174
	86-87			86-1171	86-1174
	88-00			86-1171	86-2238
	01-02			86-2500	86-2238

## Oldsmobile

88 Royale, Delta 88	86-94			86-1060	86-2342
	1995	2.84 Gear Ratio, (Exc. Supercharged)		86-1060	86-2342
		3.06 Gear Ratio, (Exc. Supercharged)		86-2229	86-2342
	95-96	Supercharged		86-2229	86-2342
	96-97	2.84 Gear Ratio		86-1060	86-2342
	1996	3.06 Gear Ratio		86-2229	86-2342
	1997	Supercharged		86-2325	86-2342
	97-99	3.06 Gear Ratio		86-2325	86-2342
	98-99	2.86 Gear Ratio		86-1060	86-2342



# C.V. BOOTS

MODEL

YEARS

SPECIFICATIONS

SIDE

INNER

OUTER

## Oldsmobile (Continued)

### 98 Regency

1985	W/ Hard Thermoplastic Boots	86-1060	86-2342
	W/ Soft Neoprene Boots	86-1060	86-1059
86-91		86-1060	86-2342
92-96	3.8L, (Exc. Supercharged)	86-1060	86-2342
	3.8L Supercharged	86-2229	86-2342
1997	2.84 Gear Ratio	86-1060	86-2342
97-98	3.06 Gear Ratio	86-2325	86-2342
1998	2.86 Gear Ratio	86-1060	86-2342

### Achieva

92-95	A/T 3 Spd., (Exc. 16" Aluminum Wheels)	86-2230	86-2205
92-94	A/T 3 Spd., 16" Aluminum Wheels	86-2230	86-2342
	2.3L H.O. M/T 5 Spd. Cross Groove I.B. Joint	86-2342	86-2342
94-95	A/T 4 Spd.	86-2230	86-2342
96-98		86-2230	86-2342

### Alero

99-04	A/T, (Trans. code 4T40E)	86-2230	86-2205
	A/T, (Trans. code 4T45E)	86-2325	86-2205
	M/T	86-2230	86-2342

### Aurora

95-96		86-2229	86-2342
97-99		86-2325	86-2342
01-02	3.5L	86-2374	86-2342
01-03	4.0L	86-2325	86-2342

### Calais

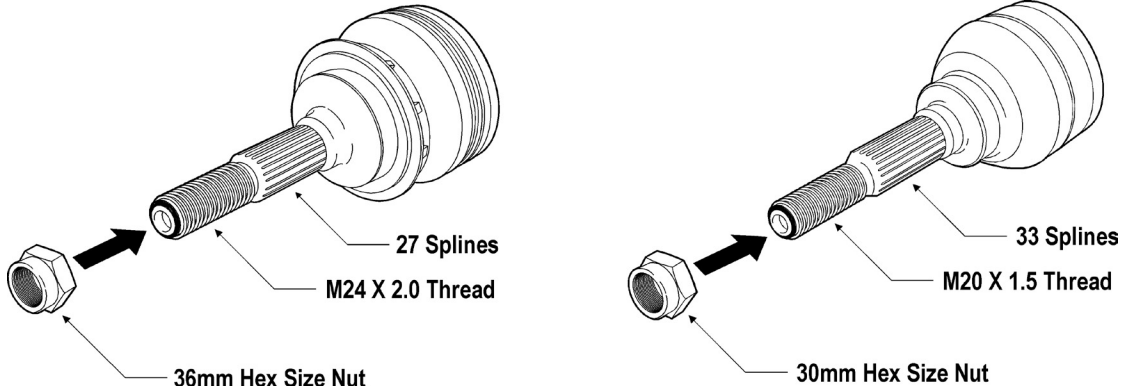
85-87	A/T	86-1056	86-2205
	M/T	86-1060	86-2342
1988	A/T 3 Spd.	86-1056	86-2205
	2.3L DOHC (Quad 442) M/T 5 Spd.		
	"Y" Shaped Inboard Joint	86-1060	86-2342
88-89	2.3L DOHC (Quad 442) M/T 5 Spd.		
	Cross Groove Inboard Joint	86-2342	86-2342
1989	2.3L DOHC (Quad 442) A/T 3 Spd.	86-1060	86-2342
1989	2.3L H.O. M/T 5 Spd.		
	Cross Groove Inboard Joint	86-2342	86-2342
1990	2.3L DOHC (Quad 442) A/T 3 Spd.		
	(Exc. 16" Aluminum Wheels)	86-1056	86-2205
	A/T 3 Spd., 16" Aluminum Wheels	86-1060	86-2342
1991	A/T 3 Spd., (Exc. 16" Aluminum Wheels)	86-2230	86-2205
	A/T 3 Spd., 16" Aluminum Wheels	86-2230	86-2342



# C.V. BOOTS

MODEL YEARS SPECIFICATIONS SIDE INNER OUTER

## Oldsmobile (Continued)



**Note:** To determine the type of brakes on 1983-1988 G.M. "A" body cars, look at the spindle threads on the outer joints. Light duty brakes have 20mm threads, while the heavy duty brakes have 24mm threads. The drawing above also shows the nut sizes in case there is any confusion.

<b>Ciera</b>	1982	Left	86-1053	86-1068	
		Right	<b>86-1055*</b>	86-1068	
	<b>HD Brakes</b>	1983	"Round" Tripod Joint	Left	86-1058 86-1059
				Right	<b>86-1061*</b> 86-1059
			"Y" Tripod Joint		86-1060 86-1059
		1984		86-1060 86-1059	
	85-88	4 Cyl., A/T 4 Spd.		86-1060 86-2342	
				86-1060 86-2342	
		6 Cyl., A/T 3 Spd.		86-1060 86-2342	
				86-1060 86-2342	
	<b>LD Brakes</b>	1983	"Round" Tripod Joint	Left	86-1053 86-1068
				Right	<b>86-1055*</b> 86-1068
		"Y" Tripod Joint		86-1056 86-1068	
1984			86-1056 86-1068		
85-88		4 Cyl., A/T 3 Spd.		86-1056 86-2205	
				86-1056 86-2205	
1985		4 Cyl., A/T 4 Spd.		86-1056 86-2205	
				86-1056 86-2205	
85-88		6 Cyl., A/T 3 Spd.		86-1056 86-2205	
				86-1056 86-2205	
86-88		4 Cyl., A/T 4 Spd.		86-1060 86-2342	
				86-1060 86-2342	
<b>All</b>	89-93	A/T 3 Spd., (Exc. 2.5L)	86-1060 86-2342		
		A/T 3 Spd., 2.5L	86-1056 86-2205		
		A/T 4 Spd.	86-1060 86-2342		
	94-95	A/T 3 Spd. & 4 Spd.	86-1060 86-2342		
	1996	A/T 3 Spd. & 4 Spd.	86-2230 86-2342		
			86-2230 86-2342		
<b>Cutlass</b>	97-99		86-1056 86-2205		
			86-1056 86-2205		
<b>Cutlass Supreme</b>	88-91		86-1060 86-2342		
	1992	3.4L H.O. M/T 5 Spd.	86-1060 86-2342		
	92-93	A/T 3 Spd.	86-1056 86-2205		
	92-97	A/T 4 Spd.	86-1060 86-2342		
			86-1060 86-2342		
<b>Firenza</b>	1982	A/T, Factory A/C	86-1053 86-1068		
		Exc. A/T Factory A/C	86-1067 86-1068		
	83-84		86-1056 86-1068		
	85-88	4 Cyl., A/T	86-1056 86-2205		
4 Cyl., M/T		86-1056 86-2205			



# C.V. BOOTS

MODEL	YEARS	SPECIFICATIONS	SIDE	INNER	OUTER
<b>Oldsmobile (Continued)</b>					
<b>Firenza</b> (Continued)	85-87	6 Cyl., A/T		86-1056	86-2205
	1985	6 Cyl., M/T		86-1060	86-2342
	1986	6 Cyl., M/T		86-1060	86-2342
	1987	6 Cyl., M/T		86-1060	86-2342
<b>Intrigue</b>	98-99			86-1060	86-2342
	00-02			86-2374	86-2342
<b>LSS</b>	96-97	2.84 Gear Ratio, (Exc. Supercharged)		86-1060	86-2342
	1996	3.06 Gear Ratio, (Exc. Supercharged)		86-2229	86-2342
		Supercharged		86-2229	86-2342
	97-99	3.06 Gear Ratio, (Exc. Supercharged)		86-2325	86-2342
		Supercharged		86-2325	86-2342
98-99	2.86 Gear Ratio, (Exc. Supercharged)		86-1060	86-2342	
<b>Omega</b>	80-84	A/T	Left	86-1067	86-1068
			Right	<b>86-1069*</b>	86-1068
		M/T		86-1067	86-1068
<b>Toronado</b>	67-78			N/A	86-1064
	79-84			86-1065	N/A
	1985			86-2342	86-2342
	86-87			86-1060	86-2342
	88-90	1st Design Square Roller I.B. Joint		86-2198	86-2342
	91-92	2nd Design Square Roller I.B. Joint		86-2229	86-2342

**Note:** The following boot numbers are **neoprene boots** with three convolutions which **replaces thermoplastic boots** with five or more convolutions: 86-1056, 86-1060, 86-2230 & 86-2374.

**Note:** Part numbers listed in **boldface** with **asterisk (\*)** indicate boot is made of silicone material. This is for heat resistance due to close proximity to heat sources. For neoprene equivalent boot see page 143.

## Oldsmobile SUV/Truck/Van

<b>Bravada (4WD)</b>	91-94	Front		86-2119	86-2342
	1996	Front		86-2119	86-2342
	97-04	Front		86-2374	86-2340
<b>Silhouette</b>	90-99			86-1060	86-2342
	00-04	Front		86-2374	86-2342

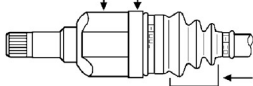

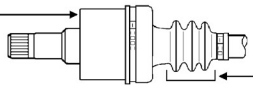


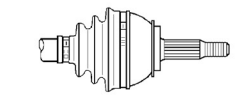


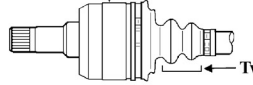


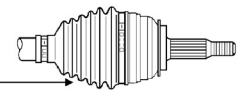
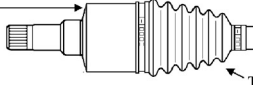
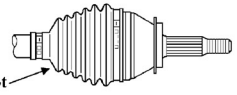
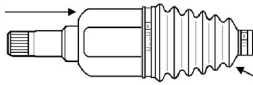
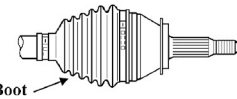
**Note:** The following boot number is **neoprene boot** with three convolutions which **replaces thermoplastic boots** with five or more convolutions: 86-1060, 86-2119 & 86-2374.

## Notes



# PLYMOUTH AXLE IDENTIFICATION

Four different makes and various configurations of front axles can be found on these domestic built vehicles. Through 1983 GKN and Citroen axles were used. In 1984 an ACI axle was added to these two, then in 1986 a Saginaw axle was added. In 1988 GKN introduced a "Closed Housing" along with the "Open Housing" that they had been using since 1979. In 1991 the Saginaw axles for Chrysler vehicles underwent a design change, the inboard joints were now "Y" shaped instead of round. 1991 also saw a change in GKN as they introduced a hard thermoplastic boot on the outboard joint as well as a plastic cap on the inboard joint. Some 1992 models came equipped with GKN design axles on the right side and Saginaw design axles on the left side. The boots for these four makes and various configurations of axles are not interchangeable. To make sure of selecting the correct parts, carefully study the drawings which will allow you to easily identify which axle and boot is fitted to the car being worked on.

<p>One Piece Extruded Housing →</p> <p>Metal Housing Cap →</p>  <p>← Three Large Convolutions</p>	<p><b>ACI Design</b></p>	
<p>Welded Housing →</p>  <p>← Three Small Convolutions</p>	<p><b>Citroen Design</b></p>	
<p>Open Tulip with Long Housing Cover →</p>  <p>O.D. of Housing is 2.875", 2.900" or 3.050" →</p> <p>← Two Small Convolutions</p>	<p><b>79-89 GKN Design (Small)</b></p>	
<p>Open Tulip with Long Housing Cover →</p>  <p>O.D. of Housing is 3.340" →</p> <p>← Two Small Convolutions</p>	<p><b>87-90 GKN Design (Open Tulip I.B. Joint)</b></p>	
<p>O.D. of Housing is 3.560" →</p>  <p>← Two Small Convolutions</p>	<p><b>88-90 GKN Design (Closed Tulip I.B. Joint)</b></p>	
<p>Plastic Housing Cap →</p>  <p>'Y' Shaped I.B. Joint →</p>	<p><b>91-99 GKN Design</b></p>	<p>Thermoplastic Boots →</p> 
<p>Round I.B. Housing →</p>  <p>← Thermoplastic Boot (L/Side)</p>	<p><b>86-90 Saginaw Design</b></p>	<p>Thermoplastic Boot →</p> 
<p>'Y' Shaped I.B. Housing →</p>  <p>← Thermoplastic Boot (L/Side)</p>	<p><b>91-99 Saginaw Design</b></p>	<p>Thermoplastic Boot →</p> 



# C.V. BOOTS

MODEL

YEARS

SPECIFICATIONS

SIDE

INNER

OUTER

## Plymouth

<b>Acclaim</b>	<b>GKN</b>	89-90.....2.5L EFI.....		86-2187.....	86-2285
		3.0L EFI.....		86-2188.....	86-2285
		2.5L Turbo.....		86-2188.....	86-2285
	1991.....	2.5L EFI, 2.5L Turbo, 3.0L EFI, A/T.....		86-2151.....	86-2263
		2.5L EFI, M/T.....		86-2151.....	86-2263
	1992.....	2.5L Turbo, 3.0L EFI, A/T.....		86-2151.....	86-2342
		2.5L Turbo, M/T.....		Right 86-2151.....	86-2342
	92-93.....	2.5L EFI, A/T.....		86-2151.....	86-2237
		2.5L EFI, M/T.....		Right 86-2151.....	86-2342
	93-94.....	3.0L, A/T.....		86-2151.....	86-2342
	1994.....	2.5L, A/T.....		Left 86-2151.....	86-2237
				Right 86-1028.....	86-2237
	<b>Saginaw</b>	89-90.....	2.5L Turbo, M/T.....	86-1193.....	86-2205
1992.....		2.5L Turbo, M/T.....	Left.....	N/A 86-2340	
92-93.....		2.5L EFI, M/T.....	Left.....	86-2215 86-2340	

*Note: Some 1992 models came equipped with GKN design axles on the right side and Saginaw design axles on the left side.*

<b>Breeze</b>	96-99.....		Left.....	86-2215.....	86-2342
			Right.....	<b>86-2216*</b> .....	86-2342
	2000.....			86-2241.....	86-2255

<b>Caravelle</b>	<b>ACI</b>	1984.....	2.2L, (To 10/20/83).....	86-1076.....	86-1074		
		84-88.....	2.2L, (From 10/21/83).....	86-1076.....	86-1052		
	<b>Citroen</b>	83-87.....	Exc. Turbo.....	Left.....	86-1079.....	86-1080	
				Right.....	86-1081.....	86-1080	
				Turbo.....	86-1079.....	86-1080	
	<b>GKN</b>	83-5/83.....	2.2L.....	Left.....	86-1070.....	86-1074	
				Right.....	86-1072.....	86-1074	
		6/83-86.....	2.2L, 2.6L, (Exc. Turbo).....	Left.....	86-1073.....	86-1074	
				Right.....	86-1075.....	86-1074	
		1986.....	2.2L Turbo.....	86-1070.....	86-1074		
		1987.....	2.2L, (Exc. Turbo).....	Left.....	N/A.....	86-1074	
				Right.....	86-1075.....	86-1074	
			2.2L Turbo.....	N/A.....	86-1074		
		1988.....	2.2L Turbo.....		86-2187.....	86-2285	
				2.5L.....	86-2187.....	86-2285	
		<b>Saginaw</b>	86-88.....	2.2L, (Exc. Turbo).....	Left.....	86-1193.....	86-2205
					Right.....	<b>86-2208*</b> .....	86-2205
					2.2L Turbo.....	86-1193.....	86-2205

<b>Champ, Colt</b>	79-84.....	Exc. Turbo.....		86-2131.....	86-1033	
	81-84.....	Turbo.....		86-1038.....	86-1042	
	85-86.....	A/T, M/T 5 Spd., (Exc. Turbo).....		86-1034 ①.....	86-1028	
			M/T 4 Spd., (Exc. Turbo).....	86-1036.....	86-1028	
			Turbo.....	86-1038.....	86-2153	
	87-88.....	Exc. Turbo.....		86-1036.....	86-1028	
			Turbo.....	86-2194.....	86-2153	
	1989.....	1.5L DOHC.....		86-1036.....	86-1028	
			1.6L A/T.....	Left.....	86-2154.....	86-2153
				Right.....	86-1038.....	86-2153
			1.6L M/T.....		86-2154.....	86-2153



# C.V. BOOTS

MODEL YEARS SPECIFICATIONS SIDE INNER OUTER

## Plymouth (Continued)

### Champ, Colt (Continued)

90-92.....	1.5L 2 Dr., 4 Dr. Mitsubishi Design ② .....	86-1036 .....	86-1028
1990.....	1.6L 2 Dr., 4 Dr. M/T .....	86-2154 .....	86-2153
	1.6L A/T, 2 Dr., 4 Dr. ....	Left..... 86-2153 .....	86-2153
		Right..... 86-2154 .....	86-2153
91-92.....	1.5L 2 Dr., 4 Dr. NTN Design ② .....	86-2132 .....	86-1156
93-95.....	1.5L, Mitsubishi Design ② .....	86-2131 .....	86-2255
93-94.....	1.5L, NTN Design ② .....	86-2132 .....	86-2255
	1.8L .....	86-2131 .....	86-2255

① **Note:** Two different types of boots can be fitted to 85-86 Colts. The part number of the boot being removed can be found alongside the large clamp end. If this part number is MB175851, use boot 86-1034; if the part number is MB175859 or MB297454, use boot 86-1036.

② **Note:** To determine between Mitsubishi and NTN type of axles, simply note the color of the outboard joint. Mitsubishi axles have the outer joint painted "BLACK", while NTN outer joints are painted "GREEN".

### Conquest

1984.....	.....	86-1115 .....	86-1115
85-86.....	W/O Intercooler .....	86-1115 .....	86-1115
	W/ Intercooler .....	86-2127 .....	86-1170

### Horizon

<b>ACI</b>	89-90.....	.....	86-1076 .....	86-1052
<b>Citroen</b>	85-87.....	Turbo .....	86-1079 .....	86-1080
	86-87.....	2.2L HP .....	Left..... 86-1079 .....	86-1080
			Right..... 86-1081 .....	86-1080
<b>GKN</b>	78-80.....	A/T .....	Left..... 86-1073 .....	86-1074
			Right..... 86-1075 .....	86-1074
		M/T .....	Left..... 86-1082 .....	86-1074
			Right..... N/A .....	86-1074
	81-83.....	1.7L, Bolt on Inner Joint .....	Left..... 86-1082 .....	86-1074
			Right..... N/A .....	86-1074
		1.7L, Plug in Inner Joint.....	Left..... 86-1073 .....	86-1074
			Right..... 86-1075 .....	86-1074
	81-5/83.....	2.2L, .....	Left..... 86-1070 .....	86-1074
			Right..... 86-1072 .....	86-1074
	6/83-86.....	1.6L, 2.2L, (Exc. Turbo or HP) .....	Left..... 86-1073 .....	86-1074
			Right..... 86-1075 .....	86-1074
	1986.....	2.2L HP .....	Left..... 86-1073 .....	86-1074
			Right..... 86-1075 .....	86-1074
	87-90.....	A/T .....	Left..... N/A .....	86-1074
			Right..... 86-1075 .....	86-1074
		M/T .....	Left..... 86-1073 .....	86-1074
			Right..... 86-1075 .....	86-1074

### Laser (2WD)

90-94.....	1.8L, NTN Design ① .....	86-2154 .....	86-2153	
90-92.....	2.0L .....	86-2157 .....	86-2159	
92-94.....	1.8L, NSK Design ① .....	86-2131 .....	86-2180	
1993.....	2.0L, (Exc. Turbo) .....	Left..... 86-2131 .....	86-2159	
		Right..... 86-2157 .....	86-2159	
		2.0L, Turbo, NSK Design ①.....	86-2131 .....	86-2180
93-94.....	2.0L, Turbo, NTN Design ①.....	86-2157 .....	86-2159	
1994.....	2.0L, (Exc. Turbo) .....	86-2157 .....	86-2159	

① **Note:** To determine between NSK & NTN axles, the manufacturer will be molded into the outboard boot just above the large band as well as being stamped into outboard joint.





# C.V. BOOTS

MODEL

YEARS

SPECIFICATIONS

SIDE

INNER

OUTER

## Plymouth (Continued)

<b>Laser (AWD)</b>		90-91 ..... Front .....			86-2154 .....	86-2153	
		92-93 ..... Front .....	Left .....		86-2154 .....	86-2153	
			Right .....		86-2154 .....	86-2180	
		1994 ..... Front .....	Left .....		86-2154 .....	86-2153	
			Right .....		86-1140 .....	86-2180	
		90-91 ..... <b>Rear</b> .....			86-1038 .....	86-1003	
	92-94 ..... <b>Rear</b> .....			86-2154 .....	86-2158		
<b>Neon</b>		95-99 .....			86-2270 .....	86-1052	
		00-01 .....			86-2388 .....	86-2389	
<b>Prowler</b>		1997 ..... <b>Rear</b> .....			86-2265 .....	86-2342	
		99-01 ..... <b>Rear</b> .....			86-2265 .....	86-2342	
<b>Reliant</b>	<b>ACI</b>	84-89 ..... 2.2L .....			86-1076 .....	86-1052	
		<b>Citroen</b>	81-87 ..... 2.2L, 2.5L, 2.6L .....	Left .....		86-1079 .....	86-1080
				Right .....		86-1081 .....	86-1080
		84-87 ..... 2.2L Turbo .....			86-1079 .....	86-1080	
	<b>GKN</b>	81-5/83 ..... 2.2L .....	Left .....		86-1070 .....	86-1074	
				Right .....		86-1072 .....	86-1074
		6/83-86 ..... 2.2L, 2.5L .....	Left .....		86-1073 .....	86-1074	
				Right .....		86-1075 .....	86-1074
		1986 ..... 2.2L Turbo .....			86-1070 .....	86-1074	
		1987 ..... 2.2L Turbo .....			N/A .....	86-1074	
		1988 ..... 2.2L Turbo .....			86-2187 .....	86-2285	
		88-89 ..... 2.5L, Open Design Inboard Joint .....			86-2187 .....	86-2285	
		1989 ..... 2.2L .....	Left .....		N/A .....	86-1074	
				Right .....		86-1075 .....	86-1074
		2.5L, Closed Design Inboard Joint .....			86-2188 .....	86-2285	
	<b>Saginaw</b>	86-89 ..... 2.2L, 2.5L, (Exc. Turbo) .....	Left .....		86-1193 .....	86-2205	
				Right .....		<b>86-2208*</b> .....	86-2205
		1988 ..... 2.2L Turbo .....			86-1193 .....	86-2205	
	<b>Scamp</b>	1983 ..... To 5/20/83 .....	Left .....		86-1070 .....	86-1074	
			Right .....		86-1072 .....	86-1074	
		From 5/20/83 .....	Left .....		86-1073 .....	86-1074	
			Right .....		86-1075 .....	86-1074	
<b>Sundance</b>	<b>ACI</b>	87-90 ..... 2.2L .....			86-1076 .....	86-1052	
		<b>Citroen</b>	1987 ..... 2.2L, (Exc. Turbo) .....	Left .....		86-1079 .....	86-1080
				Right .....		86-1081 .....	86-1080
			Turbo .....			86-1079 .....	86-1080
	<b>GKN</b>	87-90 ..... 2.2L EFI .....	Left .....		N/A .....	86-1074	
				Right .....		86-1075 .....	86-1074
			2.5L, (Exc. Turbo) .....			86-2187 .....	86-2285
			2.2L, 2.5L, Turbo .....			86-2188 .....	86-2285
	<b>Saginaw</b>	87-90 ..... 2.2L, 2.5L, 2.5L Turbo, A/T .....	Left .....		86-1193 .....	86-2205	
				Right .....		<b>86-2208*</b> .....	86-2205
			2.5L, M/T Turbo .....			86-1193 .....	86-2205
		91-94 ..... 2.2L, 2.5L, A/T .....	Left .....		N/A .....	86-2205	
				Right .....		<b>86-2218*</b> .....	86-2205
			2.2L, 2.5L, M/T .....	Left .....		86-2215 .....	86-2340
				Right .....		<b>86-2216*</b> .....	86-2340
		92-94 ..... 3.0L .....	Left .....		86-2215 .....	86-2340	
		Right .....		<b>86-2216*</b> .....	86-2340		



# C.V. BOOTS

MODEL YEARS SPECIFICATIONS SIDE INNER OUTER

## Plymouth (Continued)

<b>TC3</b>		78-80.....A/T.....	Left.....	86-1073.....	86-1074
			Right.....	86-1075.....	86-1074
		M/T.....	Left.....	86-1082.....	86-1074
			Right.....	N/A.....	86-1074
		81-82.....1.7L, Bolt on Inner Joint.....	Left.....	86-1082.....	86-1074
			Right.....	N/A.....	86-1074
		1.7L, Plug in Inner Joint.....	Left.....	86-1073.....	86-1074
			Right.....	86-1075.....	86-1074
		2.2L.....	Left.....	86-1070.....	86-1074
			Right.....	86-1072.....	86-1074
<b>Turismo</b>	<b>Citroen</b>	85-87.....2.2L HP.....	Left.....	86-1079.....	86-1080
			Right.....	86-1081.....	86-1080
			Turbo.....	86-1079.....	86-1080
	<b>GKN</b>	81-83.....1.7L, Bolt on Inner Joint.....	Left.....	86-1082.....	86-1074
			Right.....	N/A.....	86-1074
		1.7L, Plug in Inner Joint.....	Left.....	86-1073.....	86-1074
			Right.....	86-1075.....	86-1074
		81-5/83.....2.2L.....	Left.....	86-1070.....	86-1074
			Right.....	86-1072.....	86-1074
	6/83-88.....1.6L, 2.2L, (Exc. 2.2L HP).....	Left.....	86-1073.....	86-1074	
	Right.....	86-1075.....	86-1074		
86-88.....2.2L HP.....	Left.....	86-1073.....	86-1074		
	Right.....	86-1075.....	86-1074		
<b>Vista (2WD)</b>	89-91.....	Left.....	86-2194.....	86-2153	
		Right.....	86-1038.....	86-2153	
	92-94.....1.8L.....		86-1140.....	86-2255	
		2.4L, A/T.....	86-2157.....	86-2255	
		2.4L, M/T.....	86-2157.....	86-2205	
<b>Vista (AWD)</b>	89-91.....Front.....		86-1115.....	86-2149	
	92-94.....Front, 1.8L.....		86-2131.....	86-2255	
		Front, 2.4L.....		86-2154.....	86-2255
	89-91..... <b>Rear</b> .....		86-1016.....	86-2131	
	92-94..... <b>Rear</b> .....		86-1003.....	86-1038	

**Note:** The following boot numbers are **neoprene boots** with three convolutions which **replaces thermoplastic boots** with five or more convolutions: 86-2215, 86-2237, 86-2241, 86-2263 & 86-2270.

**Note:** Part numbers listed in **boldface with asterisk (\*)** indicate boot is made of silicone material. This is for heat resistance due to close proximity to heat sources. For neoprene equivalent boot see page 143.

## Plymouth SUV/Truck/Van

<b>Voyager, Grand Voyager (2WD)</b>	84-87.....Citroen.....	Left.....	86-1079.....	86-1080
		Right.....	86-1081.....	86-1080
	87-91.....2.5L, 3.0L, 3.3L, GKN.....		86-2187.....	86-2285
	92-93.....2.5L, A/T.....		86-2151.....	86-2237
	92-94.....2.5L Gas, M/T.....		86-2151.....	86-2285
	92-95.....3.0L, 3.3L A/T.....		86-2151.....	86-2285





# C.V. BOOTS

MODEL YEARS SPECIFICATIONS SIDE INNER OUTER

## Pontiac (Continued)

6000 (Continued)

<b>LD Brakes</b>	1983	"Round" Tripod Joint	Left	86-1053	86-1068	
			Right	<b>86-1055*</b>	86-1068	
		"Y" Tripod Joint		86-1056	86-1068	
	1984			86-1056	86-1068	
	85-88	4 Cyl., A/T 3 Spd.		86-1056	86-2205	
	1985	4 Cyl., A/T, 4 Spd.		86-1056	86-2205	
	1986	6 Cyl., A/T 4 Spd., Carb.		86-1056	86-2205	
		6 Cyl., A/T 4 Spd., EFI		86-1060	86-2342	
	87-88	A/T 4 Spd.		86-1060	86-2205	
	<b>All</b>	89-91	A/T 4 Spd.		86-1060	86-2342
			2.5L, A/T 3 Spd.		86-1056	86-2205
			2.8L, A/T 3 Spd.		86-1060	86-2342
		3.1L		86-1060	86-2342	
<b>Bonneville</b>	87-91			86-1060	86-2342	
	1992	Exc. Supercharged		86-1060	86-2342	
		Supercharged		86-2229	86-2342	
	93-94			86-1060	86-2342	
	95-97	2.84 Gear Ratio, (Exc. Supercharged)		86-1060	86-2342	
	95-96	3.06 Gear Ratio, (Exc. Supercharged)		86-2229	86-2342	
		Supercharged		86-2229	86-2342	
	97-99	3.06 Gear Ratio, (Exc. Supercharged)		86-2325	86-2342	
	98-99	2.86 Gear Ratio, (Exc. Supercharged)		86-1060	86-2342	
	97-03	Supercharged		86-2325	86-2342	
	00-03	2.86, 3.05 Gear Ratio, (Exc. Supercharged)		86-2374	86-2342	
	04-05	3.8L, 2.86, 3.05 Gear Ratio		86-2374	86-2342	
		4.6L		86-2437	86-2348	
<b>Fiero</b>	1984	A/T		86-1056	86-1178	
		M/T		86-1060	86-1177	
	85-88	A/T		86-1056	86-2205	
		M/T		86-1060	86-2342	
<b>G3</b>	2009	A/T		86-2475	86-2454	
		M/T		86-2106	86-2454	
<b>G5</b>	07-09			86-2443	86-2404	
<b>G6</b>	2006	2.4L, 3.5L		86-2434	86-2340	
		3.9L		86-2437	86-2348	
	2007	2.4L, 3.5L		86-2434	86-2340	
		3.6L		86-2443	86-2348	
		3.9L, A/T		86-2437	86-2348	
		3.9L, M/T		86-2443	86-2348	
	2008	2.4L, 3.5L		86-2434	86-2340	
		3.6L		86-2443	86-2348	
		3.9L		86-2437	86-2348	



# C.V. BOOTS

MODEL

YEARS

SPECIFICATIONS

SIDE

INNER

OUTER

## Pontiac (Continued)

**G6** (Continued)

2009	2.4L, 4 Spd. A/T	86-2434	86-2340
	2.4L, 6 Spd. A/T	86-2485	86-2404
	3.5L	86-2434	86-2340
	3.6L	86-2443	86-2348
	3.9L	86-2437	86-2340
2010		86-2434	86-2340

**Grand Am**

85-88	A/T, (Incl. Turbo)	86-1056	86-2205
	M/T, (Incl. Turbo)	86-1060	86-2342
1989	A/T, (Exc. 16" Aluminum Wheels)	86-1056	86-2205
	A/T, 16" Aluminum Wheels	86-1060	86-2342
	2.3L, M/T	86-2342	86-2342
	2.5L, M/T	86-1060	86-2342
90-91	14" Aluminum Wheels	86-1056	86-2205
	16" Aluminum Wheels	86-1060	86-2342
	2.3L Quad 4 Eng.	86-2342	86-2342
	2.5L	86-1060	86-2342
92-94	2.3L, (Exc. A/T 3 Spd. & 2.3L H.O.)	86-2230	86-2342
92-93	A/T 3 Spd., (Exc. 16" Wheels)	86-2230	86-2205
	A/T 3 Spd., 16" Wheels	86-2230	86-2342
	2.3L H.O., (Exc. A/T 3 Spd.)		
	Cross Groove I.B. Joint	86-2342	86-2342
1994	A/T 4 Spd., M/T 3 Spd.		
	Cross Groove I.B. Joint	86-2342	86-2342
95-96	A/T 3 Spd., (Exc. Turbo)	86-2230	86-2342
	A/T 3 Spd. Turbo	86-2230	86-2205
	A/T 4 Spd.	86-1056	86-2342
97-98		86-2230	86-2205
99-05	A/T, (Trans Code 4T40E)	86-2230	86-2342
	A/T, (Trans Code 4T45E)	86-2325	86-2342
99-04	M/T	86-2230	86-2342

**Grand Prix**

88-94	Exc. 92-94 A/T 3 Spd.	86-1060	86-2342
92-94	A/T 3 Spd.	86-1056	86-2342
95-99		86-1060	86-2342
00-04		86-2374	86-2342
2005	3.8L	86-2374	86-2342
2005	5.3L	86-2435	86-2377
06-08	3.8L	86-2374	86-2348
	5.3L	86-2435	86-2397

**LeMans**

88-93	A/T, 3 Convolutions on Outer Boot	Left	86-1193	86-1194
		Right	86-2106	86-1194
1988	A/T, 4 Convolutions on Outer Boot	Left	86-1056	86-1085
		Right	86-2227 ①	86-1085
88-93	M/T, 3 Convolutions on Outer Boot		86-2106	86-1194
1988	M/T, 4 Convolutions on Outer Boot		86-2106	86-1085

① **Note:** Boot 86-2227 is a boot only. If you prefer it to come with metal flange, order this part number, 86-2300.



# C.V. BOOTS

MODEL	YEARS	SPECIFICATIONS	SIDE	INNER	OUTER	
<b>Pontiac (Continued)</b>						
Phoenix	80-84	A/T	Left	86-1067	86-1068	
			Right	<b>86-1069*</b>	86-1068	
		M/T		86-1067	86-1068	
Solstice	07-09	Rear		N/A	86-2348	
Sunbird	1986	1.8L, A/T		86-1056	86-2205	
				86-1056	86-2205	
				86-1060	86-2342	
	86-87			86-1056	86-2205	
	1988	A/T		86-1056	86-2205	
			M/T (Exc. Turbo), Isuzu Trans.	86-1056	86-2205	
			M/T (Exc. Turbo), Muncie Trans.	86-1056	86-2342	
			M/T, Turbo, 'Y' Shaped I.B. Joint, Isuzu Trans.	86-1060	86-2205	
			M/T, Turbo, 'Y' Shaped I.B. Joint, Muncie Trans.	86-1060	86-2342	
			M/T, Turbo, Round I.B. Joint, Isuzu Trans.	86-2342	86-2205	
	89-90	A/T		86-1056	86-2205	
			M/T, Turbo	86-2342	86-2342	
	89-91	M/T, (Exc. Turbo)		86-1056	86-2205	
	91-94	A/T 3 Spd.		86-2230	86-2205	
	92-94	2.0L, M/T 5 Spd.		86-2230	86-2205	
			3.1L, M/T 5 Spd., Cross Groove Inboard Joint	86-2342	86-2342	
	Sunfire	1995	4 Cyl., A/T 3 Spd.		86-2230	86-2205
					86-2230	86-2342
					86-2230	86-2342
		1996	A/T 3 Spd.		86-1056	86-2404
A/T 4 Spd.				86-2230	86-2342	
2.2L, M/T				86-1056	86-2404	
1997		2.2L, A/T 3 Spd.		86-1056	86-2404	
			2.2L, A/T 4 Spd.	86-1056	86-2404	
1998		2.2L, 2.4L, "Y" Shaped Inboard Joint		86-1056	86-2404	
				86-1056	86-2404	
				86-1056	86-2404	
				86-2230	86-2342	
				86-2230	86-2342	
				86-2230	86-2342	
1999		2.2L, A/T 3 Spd.		86-2230	86-2342	
				86-2254	86-2404	
				86-2254	86-2404	
1999		2.2L, A/T 4 Spd.		86-2254	86-2404	
				86-2254	86-2404	
				86-2230	86-2342	
1999		2.2L, M/T, "Y" Shaped Inboard Joint		86-2230	86-2342	
				86-2254	86-2404	
				86-2254	86-2404	
00-01		2.2L, M/T, "Round" Shaped Inboard Joint		86-2254	86-2404	
				86-2254	86-2404	
				86-2230	86-2342	
2002		2.4L, A/T 4 Spd.		86-2230	86-2342	
				86-2230	86-2342	
				86-2230	86-2342	
2002		2.4L, M/T		86-2230	86-2342	
			86-2230	86-2342		
			86-2230	86-2342		
03-05	2.2L, A/T		86-2372	86-2404		
			86-2230	86-2342		
			86-2230	86-2342		
			86-2230	86-2342		
03-05	2.2L, M/T		86-2230	86-2342		
			86-2230	86-2342		
			86-2230	86-2342		
			86-2230	86-2342		
03-05	2.4L		86-2230	86-2342		
			86-2230	86-2342		
			86-2230	86-2342		
			86-2230	86-2342		



# C.V. BOOTS

MODEL YEARS SPECIFICATIONS SIDE INNER OUTER

## Pontiac (Continued)

<b>Vibe (FWD)</b>	03-06	1.8L (Exc. GT)	86-2447	86-2404
		1.8L, GT	86-2425	86-2397
	07-08		86-2447	86-2404
	09-10	1.8L	86-2450	86-2404
		2.4L	86-2425	86-2375
<b>Vibe (AWD)</b>	03-06	Front	86-2440	86-2404
	07-08	Not Produced These Years		
	09-10	Front	86-2425	86-2375
	03-06	<b>Rear</b>	86-2121	86-2121

**Note:** The following boot numbers are **neoprene boots** with three convolutions which **replaces thermoplastic boots** with five or more convolutions: 86-1056, 86-1060, 86-2230 & 86-2374.

**Note:** Part numbers listed in **boldface** with **asterisk (\*)** indicate boot is made of silicone material. This is for heat resistance due to close proximity to heat sources. For neoprene equivalent boot see page 143.

## Pontiac SUV/Truck/Van

<b>Aztek</b>	02-05	Front	N/A	86-2375
<b>Montana</b>	1999		86-1060	86-2342
	00-01		86-2374	86-2342
	02-04	Front, 3.4L	86-2374	86-2342
	2005	Front, 3.4L	86-2374	86-2342
		Front, 3.5L	86-2437	86-2348
	2006	Front	86-2437	86-2348
		<b>Rear</b>	86-2372	N/A
<b>Torrent</b>	06-07	Front	86-2407	86-2375
	08-09	Front, 3.4L	86-2407	86-2375
		Front, 3.6L	N/A	86-2397
	2006	<b>Rear</b>	N/A	86-2453
<b>Trans Sport</b>	90-97		86-1060	86-2342

**Note:** The following boot number is **neoprene boot** with three convolutions which **replaces thermoplastic boots** with five or more convolutions: 86-1060 & 86-2374.

## Porsche

<b>356, A, B, C</b>	50-65	Swing Axle	86-1091	N/R	
<b>911</b>	89-98	Front	86-2200 ①	86-1101	
	99-01	Front	N/A	86-1101	
	65-68	<b>Rear</b>	86-1093	86-1093	
	75-77	<b>Rear</b> , (Exc. Turbo)	86-1094	86-1094	
	84-85	<b>Rear</b> , (Exc. Turbo)	86-1094	86-1094	
	86-04	<b>Rear</b>	86-2200 ①	86-2200 ①	
	2005	<b>Rear</b> , Turbo	86-2200 ①	86-2200 ①	
	07-09	<b>Rear</b> , Turbo	86-2200 ①	86-2200 ①	
	<b>912</b>	65-68	<b>Rear</b>	86-1093	86-1093
	<b>914</b>	70-76	<b>Rear</b>	86-1093	86-1093
<b>924</b>	77-82	<b>Rear</b> , (Incl. Turbo)	86-1086	86-1086	
<b>924S</b>	87-88	<b>Rear</b>	86-1086	86-1086	



# C.V. BOOTS

MODEL	YEARS	SPECIFICATIONS	SIDE	INNER	OUTER
<b>Porsche (Continued)</b>					
<b>928</b>	78-81	<b>Rear</b> , Replacement Shaft		86-2200 ①	86-2200 ①
	82-91	<b>Rear</b>		86-2200 ①	86-2200 ①
	93-95	<b>Rear</b>		86-2200 ①	86-2200 ①
<b>944</b>	83-86	<b>Rear</b>		86-1086	86-1086
	87-91	<b>Rear</b>		86-2200 ①	86-2200 ①
<b>968</b>	92-95	<b>Rear</b>		86-2200 ①	86-2200 ①
<b>Boxster</b>	97-02	<b>Rear</b>		86-2200 ①	86-2200 ①
	03-05	3.2L, A/T, <b>Rear</b>		86-2200 ①	N/A
		3.2L, M/T, <b>Rear</b>		86-2200 ①	86-2200 ①
<b>Panamera</b>	10-12	Front		N/A	86-2455

① **Note:** The boot for 86-2200 clamps onto a re-usable base. If on disassembly it is found that the boot is crimped into a solid metal base. Use boot kit 86-1094 as a replacement.

**Note:** The following boot number is a **neoprene boot** with three convolutions which **replaces thermoplastic boots** with five or more convolutions: 86-1101.

## Porsche SUV/Truck/Van

<b>Cayenne</b>	03-06	Front		86-2452	86-2319
	2007	Not Produced This Year			
	08-10	Front		86-2452	86-2319
	11-12	Front, Hybrid		86-2452	N/A

## Renault

<b>Alliance, Encore</b>	83-87	A/T	Left	<b>86-1113*</b> ①	86-1108
			Right	86-1107	86-1108
	M/T	Left	N/A	86-1108	
		Right	86-1107	86-1108	

① **Note:** Part number 86-1113 is made of a **silicone material**.

<b>Fuego</b>	82-85			86-1110	N/A
<b>R18, R18i</b>	81-83			86-1106	86-1108
	84-86			86-1110	N/A

**Note:** Part numbers listed in **boldface** with **asterisk (\*)** indicate boot is made of silicone material. This is for heat resistance due to close proximity to heat sources. For neoprene equivalent boot see page 143.

## Renault (International Models)

<b>Clio</b>	2002	A/T	Left	N/A	86-2504
			Right	86-2501	86-2504
	M/T	Left	86-2503	86-2504	
		Right	86-2501	86-2504	
<b>R18</b>	85-86			N/A	86-1186





# C.V. BOOTS

MODEL	YEARS	SPECIFICATIONS	SIDE	INNER	OUTER	
<b>Saab</b>						
99	73-80			86-1049	86-1050	
900, 900S	79-87			86-1049	86-1050	
	88-93			86-2150	86-1186	
	94-98	Exc. 2.3L, M/T 5 Spd. 2.3L, M/T 5 Spd.		86-2150 86-2227	86-2276 86-2276	
900 Turbo	79-84			86-1049	86-1050	
	85-87			86-2150	86-1050	
	88-93			86-2150	86-1186	
9000	86-98			86-2150	86-1186	
9000 Turbo	86-93			86-2150	86-2276	
	94-98			86-2150	86-1103	
9-2X	05-06	Front		86-2483	86-2453	
9-3	99-02	2.0L	Left	86-2150	86-2342	
			Right	86-2355	86-2342	
	2003	2.0L, A/T (Exc. SE) 2.0L, M/T (Exc. SE) 2.0L, SE		N/A	86-2471	
				86-2471	86-2471	
			Left	86-2150	86-2342	
	04-05	2.0L, A/T 2.0L, M/T		N/A	86-2471	
				86-2471	86-2471	
	06-09	2.0L, A/T 2.0L, M/T 2.8L, A/T 2.8L, M/T		N/A	86-2471	
				86-2471	86-2471	
				86-2430	86-2338	
				86-2471	86-2471	
	10-11	A/T M/T		N/A	86-2471	
				86-2471	86-2471	
	9-3x	10-11	Front, A/T		86-2430	86-2338
			Front, M/T		86-2471	86-2471
9-5	99-01			86-2188	86-2338	
	02-04	A/T		86-2365	86-2348	
		M/T		86-2188	86-2348	
	05-09			86-2365	86-2348	

# Saturn

Astra	2008			86-2428	86-2324
Aura	2007	A/T, 4 Spd.		86-2434	86-2340
		A/T, 6 Spd.		86-2443	86-2348
	2008	2.4L 3.5L 3.6L		86-2434	86-2340
				86-2434	86-2340
				86-2443	86-2348
	2009	2.4L (Exc. Hybrid) 2.4L Hybrid		86-2485	86-2404
			86-2434	86-2340	
	3.6L		86-2443	86-2348	



# C.V. BOOTS

MODEL	YEARS	SPECIFICATIONS	SIDE	INNER	OUTER
<b>Saturn (Continued)</b>					
Ion	03-05	Coupe & Sedan		N/A	86-2375
	06-07	Except Redline		86-2443	86-2404
		Redline		86-2376	86-2375
LS, LW	00-03	A/T		86-2358	86-2324
		M/T	Left	86-2358	86-2324
			Right	86-2407	86-2324
	04-05			86-2358	86-2324
L300	2005			86-2358	86-2324
SC, SL & SW	91-02			86-2254	86-2255
Sky	07-10	Rear		N/A	86-2348

## Saturn SUV/Truck/Van

Outlook	07-10			86-2464	86-2397
Relay	05-06	Front		86-2437	86-2348
		2007	Front	86-2443	86-2348
Vue	02-07	Front		86-2407	86-2375
	08-09	Front, 2.4L		86-2407	86-2375
		Front, 3.5L		86-2464	86-2397
		Front, 3.6L		86-2464	86-2397
	02-08	Rear		N/A	86-2453

## Scion

tC	05-13			86-2410	86-2348
xA	04-06			86-1196	86-2336
xB	04-06			86-1196	86-2336
	2007	Not Produced This Year			
	08-13			86-2410	86-2348
xD	08-13			86-2488	86-2348

## Sterling

825, 827	87-91			86-2188	86-2285
----------	-------	--	--	---------	---------

## Subaru

2WD	73-4/78			86-1098	86-1096
	5/78-79			86-1098	86-1028
	80-88			86-1098	86-1028
4WD	75-79	Front, Wagon		86-1098	86-1028
	80-84	Front, (Exc. Brat)		86-1098	86-1157
Hatchback (2WD)	85-89			86-1098	86-1028
Hatchback (AWD)	85-89	Front		86-1098	86-1157
Impreza (2WD)	93-95			86-2174	86-2175
	1996			86-2131	86-2196
Impreza (AWD)	93-97	Front		86-2131	86-2196
	98-01	Front		86-2131	86-2336
	02-03	Front		86-2131	86-2403



# C.V. BOOTS

MODEL

YEARS

SPECIFICATIONS

SIDE

INNER

OUTER

## Subaru (Continued)

### Impreza (Continued)

2004	Front, 2.0L (Up to 8/31/03)	86-2131	86-2403
	Front, 2.0L (From 9/1/03)	86-2483	86-2403
	Front, 2.5L (Exc WRX STi, Up to 8/31/03)	86-2131	86-2403
	Front, 2.5L (Exc. WRX STi, From 9/1/03)	86-2483	86-2403
	Front, WRX STi (Up to 8/31/03)	86-2174	86-2367
	Front, WRX, STi (From 9/1/03)	86-2174	86-2404
2005	Front, 2.0L	86-2483	86-2403
	Front, 2.5L (Exc WRX STi)	86-2483	86-2403
	Front, WRX STi	86-2174	86-2404
06-07	Front, (Exc. WRX STi)	86-2483	86-2403
	Front, WRX STi	86-2174	86-2404
08-10	Front, (Exc. WRX STi)	86-2428	86-2336
11-13	Front, Exc. WRX	86-2428	86-2336
	Front, WRX (Exc WRX STi)	86-2474	N/A
93-00	<b>Rear</b>	86-1134	86-2181
2001	<b>Rear</b>	86-2193	86-2181
02-03	<b>Rear</b> (Exc. Turbo)	86-2193	86-2181
	<b>Rear</b> , Turbo	N/A	86-2131
2004	<b>Rear</b> , 2.0L	N/A	86-2131
	<b>Rear</b> , 2.5L (Exc. Turbo)	86-2193	86-2181
	<b>Rear</b> , WRX STi	86-2174	86-2196
2005	<b>Rear</b> , 2.0L	N/A	86-2131
05-09	<b>Rear</b> , 2.5L (Exc. Turbo)	86-2193	86-2181
	<b>Rear</b> , WRX STi	86-2235	86-2131

### Justy

87-88	Front	86-2121	86-1134
89-94	Front	86-2181	86-1134
88-11/92	<b>Rear</b>	86-1139	86-2193

### Legacy (2WD)

90-92		86-2177	86-2178
93-3/93		86-1159	86-2178
4/93-95	A/T	86-2174	86-2175
	M/T	86-1159	86-2178
1996	A/T	86-2131	86-2196
	M/T	86-1159	86-2196

### Legacy (AWD)

1990	Front, (Incl. Turbo)	86-2174	86-2175
6/90-94	Front, (Exc. Turbo)	86-2131	86-2196
91-9/91	Front, Turbo	86-2174	86-2175
10/91-94	Front, Turbo	86-2131	86-2196
1995	Front	86-2131	86-2196
1996	Front, L & LS	86-2131	86-2196
1996	Front, LSi & GT	86-2174	86-2196
97-99	Front	86-2131	86-2196
00-04	Front	86-2131	86-2336
05-06	Front	86-2483	86-2403
2007	2.5i, 2.5i Limited	86-2483	86-2403
	2.5i, Special Edition	86-2483	86-2404
	GT Limited, GT spec .B	86-2483	86-2404
2008	Exc. Turbo	86-2483	86-2403
	Turbo	86-2483	86-2404
2009		86-2483	86-2404



# C.V. BOOTS

MODEL	YEARS	SPECIFICATIONS	SIDE	INNER	OUTER
<b>Subaru (Continued)</b>					
<b>Legacy (AWD)</b> (Continued)	10-13			86-2487	N/A
	90-6/92	<b>Rear</b> , A/T		86-1156	86-2131
	90-10/91	<b>Rear</b> , M/T		86-2174	86-2196
	11/91-6/92	<b>Rear</b> , M/T		86-1156	86-2131
	7/92-94	<b>Rear</b>		86-1156	86-2131
	95-99	<b>Rear</b>		86-1134	86-2181
	00-03	<b>Rear</b>		N/A	86-2181
	2004	<b>Rear</b> (Exc. Turbo)		N/A	86-2181
		<b>Rear</b> , Turbo		86-1028	86-2181
	2005	<b>Rear</b>		N/A	86-2181
	2006	<b>Rear</b> , A/T		86-1188	86-2181
		<b>Rear</b> , M/T		86-2181	N/A
	2007	<b>Rear</b> , (Exc. 2.5L Special Edition)		N/A	86-2181
		<b>Rear</b> , GT spec.B		N/A	86-2174
	2008	<b>Rear</b> , (Exc. 2.5L & 2.5L Special Edition with A/T)		N/A	86-2181
<b>Loyale (2WD)</b> <b>3 Door Coupe, Sedan,</b> <b>Wagon</b>	85-86	Carburetor		86-1098 ①	86-1028
	85-93	M/T & Fuel Injection		86-1098 ①	86-2196
	86-93	A/T & Fuel Injection		86-1098 ①	86-1156
	86-92	Turbo		86-1159	86-1115
<b>Loyale (AWD)</b> <b>3 Door Coupe, Sedan,</b> <b>Wagon</b>	85-90	Front, (Exc. Turbo)		86-1098 ①	86-2196
		Front, Turbo		86-1159	86-1115
	1991	Front		86-1159	86-1115
	92-94	Front		86-1098 ①	86-2196
	85-86	<b>Rear</b>		86-1015	86-1015
	87-94	<b>Rear</b>		86-2131	86-1156
<b>Outback</b>	00-04	Front		86-2131	86-2336
	05-06	Front		86-2483	86-2403
	2007	Front		86-2483	86-2404
	2008	Front		86-2483	86-2403
	2009	Front, Exc. Turbo		86-2483	86-2403
		Front, Turbo		86-2483	86-2404
	10-13			86-2487	N/A
	01-04	<b>Rear</b> , 2.5L		N/A	86-2181
	01-03	<b>Rear</b> , 3.0L		86-1028	86-2131
	2005	<b>Rear</b> , 2.5L, A/T		86-1188	86-2181
		<b>Rear</b> , 2.5L, M/T		N/A	86-2181
		<b>Rear</b> , 3.0L		N/A	86-2181
	2006	<b>Rear</b> , A/T		86-1188	86-2181
		<b>Rear</b> , M/T		N/A	86-2181
	2008	<b>Rear</b> , A/T		N/A	86-2181
		<b>Rear</b> , M/T		N/A	86-2181
<b>SVX (2WD)</b>	92-95			86-2138	86-2178
<b>SVX (AWD)</b>	92-97	Front		86-1159	86-1115
		<b>Rear</b>		86-1098 ①	86-2196
<b>XT Coupe</b>	85-91	Exc. Turbo		86-1098 ①	86-2196
	85-87	Turbo		86-1159	86-1115
<b>XT6 (2WD)</b>	88-89			86-2138	86-2178
<b>XT6 (AWD)</b>	88-91	Front		86-1159	86-1115
		<b>Rear</b>		86-1038	86-2196



# C.V. BOOTS

MODEL YEARS SPECIFICATIONS SIDE INNER OUTER

## Subaru SUV/Truck/Van

<b>B9 Tribeca</b>	06-07	Front	86-2450	86-2403
		<b>Rear</b>	86-2131	86-2453
<b>Baja</b>	2003	Front	86-2131	86-2336
	2004	Front, A/T (Exc. Turbo)	86-2428	86-2404
		Front, M/T (Exc. Turbo)	86-2131	86-2336
		Front, Turbo with Sport Shift Trans.	86-2428	86-2404
		Front, Turbo w/o Sport Shift Trans.	86-2427	86-2404
	05-06	Front, A/T (Exc. Turbo)	86-2428	86-2404
		Front, M/T (exc. Turbo)	86-2131	86-2336
		Front, A/T, Turbo	86-2428	86-2404
		Front, M/T, Turbo	86-2427	86-2404
	2003	<b>Rear</b>		86-2181
N/A				
04-06	<b>Rear</b> , Baja Sport		86-2181	N/A
	<b>Rear</b> , Baja Turbo		86-2131	86-1028
<b>Brat</b>	78-79	Front	86-1098	86-1096
	1980	Front	86-1098	86-1028
	81-84	Front	86-1098 ①	86-1157
	85-87	Front	86-1098 ①	86-1028
	80-84	<b>Rear</b>	86-1027	86-1027
<b>Forester</b>	98-02	Front	86-2131	86-2336
	03-04	Front	86-2428	86-2404
	05-08	Front (Exc. M/T, Turbo)	86-2428	86-2404
		Front, M/T, Turbo	86-2427	86-2404
	2009	Front (Up to production date 3/11/09)	86-2474	86-2404
		Front (From production date 3/12/09)	86-2474	86-2403
	2010	Front	86-2474	86-2403
	11-13	Front, Exc. Turbo	86-2474	86-2403
		Front, Turbo	86-2474	86-2404
	98-02	<b>Rear</b>	86-1134	86-2181
	2003	<b>Rear</b>	86-2193	86-2181
	2004	<b>Rear</b> (Exc. Turbo)	86-2193	86-2181
		<b>Rear</b> , Turbo	N/A	86-2131
	2005	<b>Rear</b> (Exc. Turbo, To 1/13/05)	86-2193	86-2181
		<b>Rear</b> , (Exc. Turbo, From 1/14/05)	N/A	86-2181
		<b>Rear</b> , Turbo (To 1/13/05)	N/A	86-2131
<b>Rear</b> , Turbo (From 1/14/05)		N/A	86-2181	
06-08	<b>Rear</b>	N/A	86-2181	
<b>Tribeca</b>	08-13	Front	86-2483	86-2403
		<b>Rear</b>	86-2131	86-2453
<b>XV Crosstrek</b>	2013	Front, Exc. Hybrid	86-2474	86-2403

① **Note:** Some Subaru models (utilizing inner boot 86-1098) may experience overheating of inner boot leading to premature failure. This is mainly due to exhaust system modification. To solve this problem, use EMPI boot 86-2298, which is made of heat resistant **silicone material**.

## Suzuki

<b>Aerio</b>	02-03	Front, A/T	86-2193	86-2403
		Front, M/T	86-2131	86-2403
	04-05	Front, A/T	86-2448	86-2403
		Front, M/T	86-1038	86-2403
	03-07	<b>Rear</b>	86-2181	86-2182



# C.V. BOOTS

MODEL	YEARS	SPECIFICATIONS	SIDE	INNER	OUTER
<b>Suzuki (Continued)</b>					
<b>Esteem</b>	95-97	A/T		86-2193	86-1134
		M/T		86-2121	86-2144
	1998	A/T		86-2181	86-2193
		M/T		86-2121	86-2144
	99-00	1.6L, A/T		86-2181	86-2193
		1.6L, M/T		86-2121	86-2144
		1.8L, A/T		86-2234	86-2144
		1.8L, M/T		86-2121	86-2235
	2001	A/T		86-2234	86-2144
		M/T		86-2121	86-2144
2002	A/T		86-2234	86-2193	
	M/T		86-2121	86-2235	
<b>Forenza</b>	04-08			86-2256	86-2404
<b>Kizashi</b>	10-13			N/A	86-2404
<b>Reno</b>	05-08			86-2256	86-2404
<b>Swift</b>	89-94	A/T, (Exc. GTi)		86-1187	86-1188
		A/T, GTi		86-2121	86-1156
		M/T, (Exc. GT, GTi)		86-2181	86-1188
		M/T, GT, GTi		86-2234	86-1156
	95-99	A/T		86-1187	86-1139
		M/T		86-2181	86-1139
	2001			86-1187	86-1139
<b>SX4</b>	11-13	Front		N/A	86-2404
<b>Verona</b>	04-06			86-2313	86-2348

## Suzuki SUV/Truck/Van

<b>Equator</b>	09-12			86-2159	86-2348
<b>Grand Vitara</b>	99-05	2.5L, A/T		86-2131	86-2386
		2.5L, M/T		86-1038	86-2196
	06-08	Front	Left	N/A	86-2403
			Right	86-2448	86-2403
<b>Sidekick (4WD)</b>	89-91	Front		N/A	86-1156
	92-98	Front		86-2131	86-1156
<b>Sidekick Sport (4WD)</b>	96-98	Front		86-2131	86-2386
<b>Vitara</b>	99-03			86-2131	86-2386
	2004	A/T		86-2131	86-2386
		M/T		86-1038	86-2196
<b>X-90 (4WD)</b>	96-98	Front		86-2131	86-1156
<b>XL-7 (AWD)</b>	07-08	Front		86-2464	86-2348
<b>XL-7 (4WD)</b>	02-03			86-1038	86-2196
	04-06			86-2131	86-2455

## Toyota

<b>Avalon</b>	95-97			86-2227	86-2228
	98-99			86-2227	86-2324
	00-02			86-2409	86-2324
	03-04			86-2409	86-2348
	05-13			86-2438	86-2348



# C.V. BOOTS

MODEL YEARS SPECIFICATIONS SIDE INNER OUTER

## Toyota (Continued)

<b>Camry 4 Cyl. (2WD) Japan Produced*</b>	83-89		86-1124	86-1125
	90-91	A/T, GKN Design ①	86-2108	86-2107
	1990	A/T, Toyota Design ①	86-1124	86-1125
	90-91	M/T	86-2172	86-2171
	1991	A/T, Toyota Design ①	86-2169	86-1125
	92-96	GKN Design ①	86-2108	86-2226
		Toyota Design ①	86-2172	86-2171
	00-01		86-2323	86-2324
	02-06		86-2409	86-2324
	07-11		86-2410	86-2348
<b>Camry 4 Cyl. (2WD) North America Produced*</b>	89-91		86-2108	86-2107
	92-94		86-2108	86-2226
	95-96		86-2241	86-2226
	97-01	GKN Design ①	86-2323	86-2324
		Toyota Design ①	86-2241	86-2226
	02-06		86-2409	86-2324
	2007		86-2409	86-2348
	08-11	Exc. Hybrid	86-2409	86-2348
		Hybrid	86-2410	86-2348
	12-13	Exc. Hybrid	86-2478	86-2404
	Hybrid	86-2410	86-2319	
<b>Camry 6 Cyl. Japan Produced*</b>	88-91		86-2166	86-2167
	92-93	A/T, GKN Design ①	86-2227	86-2228
		A/T, Toyota Design ①	86-2166	86-2167
		M/T	86-2166	86-2167
	94-96		86-2227	86-2228
97-99		86-2227	86-2324	
<b>Camry 6 Cyl. North America Produced*</b>	90-91		86-2227	86-2226
	92-93		86-2227	86-2228
	94-96		86-2227	86-2228
	97-01		86-2227	86-2324
	02-03		86-2409	86-2397
	04-13		86-2420	86-2319

\*Note: To determine location of production, refer to vin # (vehicle identification number). For cars produced in North America, the vin # will begin with 4T1; for those produced in Japan, the vin # will begin with JT2.

① Note: To determine manufacturer of C.V. joints simply look at the outboard joint. GKN joints will have the name GKN stamped on the C.V. joint, Toyota joints will be blank.

<b>Camry (AWD)</b>	1988	Front	86-2166	86-2167
	89-2/90	Front, A/T	86-2169	86-1125
		Front, M/T	86-2169	86-2167
	3/90-91	Front	86-2169	86-1125
	88-91	Rear	N/A	86-1125
<b>Celica (AWD)</b>	88-93	Front, All-Trac	86-2166	86-2167
		Rear, All-Trac	N/A	86-2167



# C.V. BOOTS

MODEL	YEARS	SPECIFICATIONS	SIDE	INNER	OUTER
<b>Toyota (Continued)</b>					
<b>Celica (FWD)</b>	86-89	GT, ST		86-1124	86-1125
		GTS		86-1115	86-2149
	90-93	GT, GTS		86-2172	86-2171
	90-91	ST Coupe, A/T		86-2169	86-1125
	90-93	ST Coupe, M/T		86-2169	86-1129
	92-93	ST Coupe, A/T	Left	86-2169	86-1125
			Right	See Note ②	86-1125
	94-97	GT Coupe, Lift-back, Convertible, A/T		See Note ②	86-1125
		GT Coupe, Lift-back, Convertible, M/T		86-2172	86-2171
		ST Coupe, Lift-back		See Note ②	86-1125
		2.2L A/T		86-2169	86-1125
	2.2L M/T		86-2172	86-2171	
<b>Celica (FWD) (Continued)</b>	1999	A/T		86-2168	86-1125
		M/T		86-2172	86-2348
	00-01	A/T		86-2168	86-2336
		M/T		86-2322	86-2348
	02-05	GT, A/T		86-2410	86-2404
		GT, M/T		86-2322	86-2348
		GTS		86-2322	86-2348
<b>Celica (RWD)</b>	82-85	NTN Design IRS		86-1115	86-1115
		Toyota Design IRS		86-1115	N/A
<p>② <b>Note:</b> Toyota supplies two different boots for these applications. To determine the correct boot, the part number must be read off of the boot (OEM) being removed. This is located just above the large clamp groove. If the number reads 43438-12130, use boot 86-2168; if number reads 43448-12120, use boot 86-2169.</p>					
<p><b>Note:</b> To determine manufacturer of C.V. joints simply look at the outboard joint. NTN joints will have the name NTN stamped on the C.V. joint, Toyota joints will be blank.</p>					
<b>Corolla (AWD)</b>	2/88-92	All-Trac Sedan & Wagon, Front		86-2169	86-1125
<b>Corolla Coupe SR5, GTS (2 Door)</b>	8/87-6/91	SR5		86-2169	86-1129
	8/87-9/87	GTS		86-1124	86-1125
	9/87-2/90	GTS		86-2169	86-1125
	2/90-9/90	GTS		86-2169	86-1129
	9/90-6/91	GTS		86-2169	86-1125
<b>Corolla FX, FX16, GTS (3 Door)</b>	87-88	FX		86-1193	86-1194
	9/86-8/88	FX16, FX16 GTS M/T		86-1124	86-1125
	10/86-8/88	FX16, FX16 GTS A/T	N/A	86-1129	
<b>Corolla Sedan/Wagon CE, DLX, LE, XRS</b>	8/83-3/87	Gas		N/A	86-1129
	84-87	Diesel		86-1124	86-1125
	4/87-7/87	Gas		86-1124	86-1125
	89-92	North American Produced		86-1193	86-1194
	88-92	Japan Produced		86-2169	86-1129
	93-02	Saginaw Design, (North American Produced)		86-2256	86-2205
	93-97	Toyota Design, 4A-FE Eng.		86-2169	86-1129
		Toyota Design, 7A-FE Eng.	Left	86-2168	86-1125
			Right	86-2169	86-1125
	03-04			86-2447	86-2404
	05-06	Exc. XRS		86-2447	86-2404
		XRS		86-2425	86-2397
	07-08			86-2447	86-2404
	09-10	Exc. XRS		86-2450	86-2404
	XRS		86-2425	86-2324	
11-13			86-2450	86-2404	





# C.V. BOOTS

MODEL	YEARS	SPECIFICATIONS	SIDE	INNER	OUTER
<b>Toyota (Continued)</b>					
<b>Cressida</b>	85-88	Rear		86-1115	86-1115
	89-92	Rear		86-2103	86-2141
<b>Echo</b>	00-05			86-1196	86-2336
<b>Matrix (FWD)</b>	03-06	Exc. XRS		86-2447	86-2404
		XRS		86-2425	86-2397
	07-08			86-2447	86-2404
	09-13	1.8L		86-2450	86-2404
		2.4L		86-2425	86-2324
<b>Matrix (AWD)</b>	03-06	Front		86-2410	86-2404
	07-08	Not produced these years			
	09-13	Front		86-2425	86-2324
	03-06	Rear		86-2121	86-2121
<b>MR2</b>	85-1/88	GT, A/T		N/A	86-1129
	85-86	GT, M/T		86-1124	86-1125
	87-1/88	GT, M/T		86-1124	86-1125
	2/88-1/90	GT, A/T		86-2169	86-1129
	2/88-3/88	GT, M/T		86-2169	86-1125
	4/88-1/90	GT, M/T	Left	86-2169	86-1129
			Right	86-2169	86-1125
	88-89	Supercharged		86-2166	86-2167
	91-12/94	Twin Cam, (Exc. Turbo)		86-2172	86-2171
		Twin Cam, Turbo		86-2166	86-2167
	00-01			86-2410	86-2336
	2002			86-2410	86-2404
	03-05			86-2194	86-2404
<b>Paseo</b>	1992	To 10/91		86-1196	86-1197
		From 10/91		86-2169	86-1129
	93-94			86-2169	86-1129
	1995			86-1196	86-1197
	96-98	ABS	Left	86-1196	86-1197
			Right	86-2279	86-1197
	Exc. ABS		86-1196	86-1197	
<b>Prius</b>	2001			86-2169	86-1125
	02-03			86-2410	86-2404
	04-05			86-1196	86-2404
	06-09			86-1196	86-2336
	2010			86-2432	86-2348
	2011			86-2432	86-2385
<b>Prius V</b>	2012			86-2432	86-2385
<b>Solara</b>	99-01	4 Cyl.		86-2323	86-2324
		6 Cyl.		86-2294	86-2324
	02-03	4 Cyl.		86-2409	86-2324
		6 Cyl., A/T		86-2409	86-2348
		6 Cyl., M/T		86-2227	86-2324
	04-08	4 Cyl.		86-2409	86-2324
		6 Cyl.		86-2420	86-2319
<b>Supra</b>	82-85	IRS		86-1115	86-1115
	86-92	IRS		86-2103	86-2141
	1997	IRS, (Exc. Turbo)		86-2166	86-2167



# C.V. BOOTS

MODEL YEARS SPECIFICATIONS SIDE INNER OUTER

## Toyota (Continued)

<b>Tercel</b>	80-86.....	Sedan, Fixed Tripod Outer Joint .....	86-1122 .....	86-1123
	83-1/88.....	4WD Wagon, Fixed Tripod Outer Joint .....	86-1122 .....	86-1123
	84-8/87.....	2WD Wagon, Fixed Tripod Outer Joint .....	86-1122 .....	86-1123
	87-90.....		86-1196 .....	86-1197
	91-94.....		86-2132 .....	86-2277
	95-98.....		86-2278 .....	86-2279
<b>Venza</b>	09-12.....	Front, 2.7L .....	86-2420 .....	86-2342
		Front, 3.5L .....	86-2420 .....	86-2319
	2013.....	Front, 2.7L .....	N/A .....	86-2319
		Front, 3.5L .....	86-2420 .....	86-2319
<b>Yaris</b>	07-12.....		86-1196 .....	86-2404

## Toyota SUV/Truck/Van

<b>4Runner (4WD)</b>	86-11/95.....	Front .....	86-2103 .....	86-2185
	12/95-02.....	Front .....	86-2318 .....	86-2320
	03-09.....		86-2417 .....	86-2326
	10-13.....		86-2490 .....	86-2326
<b>FJ Cruiser (4WD)</b>	07-09.....		86-2417 .....	86-2326
	10-13.....		86-2490 .....	86-2326
<b>Highlander (FWD)</b>	01-02.....	4 Cyl. ....	86-2410 .....	86-2348
		6 Cyl. ....	86-2166 .....	86-2338
	2003.....	4 Cyl. ....	86-2410 .....	86-2375
		6 Cyl. ....	86-2166 .....	86-2348
	04-05.....	4 Cyl. ....	86-2410 .....	86-2375
		6 Cyl. ....	86-2420 .....	86-2348
	06-07.....	4 Cyl. ....	86-2410 .....	86-2348
		6 Cyl. (Including Hybrid) .....	86-2420 .....	86-2319
	2008.....	6 Cyl. ....	86-2420 .....	86-2319
	09-13.....	4 Cyl. ....	86-2410 .....	86-2348
	6 Cyl. ....	86-2420 .....	86-2319	
<b>Highlander (AWD)</b>	01-02.....	Front .....	86-2410 .....	86-2348
	03-05.....	Front .....	86-2410 .....	86-2375
	06-07.....	Front, 4 Cyl. ....	86-2410 .....	86-2375
		Front, 6 Cyl., (Exc. Hybrid) .....	86-2410 .....	86-2375
		Front, Hybrid.....	86-2420 .....	86-2348
	2008.....	Front, (Exc. Hybrid).....	86-2425 .....	86-2324
		Front, Hybrid.....	86-2420 .....	86-2348
	09-10.....	Front, (Exc. Hybrid).....	86-2425 .....	86-2324
		Front, Hybrid.....	86-2420 .....	86-2348
	11-12.....	Front, (Exc. Hybrid).....	86-2425 .....	86-2324
		Front, Hybrid.....	86-2420 .....	86-2319
	04-12.....	<b>Rear</b> , (Exc. Hybrid) .....	86-2358 .....	86-2404
	06-07.....	<b>Rear</b> , Hybrid .....	86-2121 .....	N/A
08-09.....	<b>Rear</b> , Hybrid .....	86-2121 .....	86-2121	



# C.V. BOOTS

MODEL	YEARS	SPECIFICATIONS	SIDE	INNER	OUTER
<b>Toyota SUV/Truck/Van (Continued)</b>					
<b>Land Cruiser (4WD)</b>	98-07			N/A	86-2207
	08-11			86-2326	86-2207
<b>Pickup (4WD)</b>	86-95	Front		86-2103	86-2185
<b>Previa Van (AWD)</b>	91-97	Front		N/A	86-2167
<b>RAV4 (2WD)</b>	96-00	M/T		86-2322	86-2348
	96-99	A/T		86-2168	86-1125
	2000	A/T		86-2169	86-2336
	01-05			86-2410	86-2375
	06-09			86-2410	86-2348
	10-12	2.5L, (Exc. Japan Produced)		86-2478	86-2404
		2.5L, Japan Produced		86-2410	86-2348
	3.5L, (Exc. Japan Produced)		86-2476	86-2375	
		3.5L, Japan Produced		86-2410	86-2348
<b>RAV4 (4WD)</b>	96-99	Front		86-2169	86-1125
	2000	Front		86-2169	86-2336
	01-05	Front		86-2410	86-2375
	06-09	Front		86-2410	86-2348
	10-12	Front, 2.5L (Exc. Japan Produced)		86-2478	86-2404
		Front, 2.5L, Japan Produced		86-2410	86-2348
		Front, 3.5L (Exc. Japan Produced)		86-2476	86-2375
	Front, 3.5L, Japan Produced		86-2410	86-2348	
	96-05	<b>Rear</b>		N/A	86-1197
<b>Sequoia</b>	01-07	Front		86-1076	86-2319
	08-12	Front		86-2326	86-2207
<b>Sienna (FWD)</b>	98-02			86-2227	86-2324
	2003			86-2409	86-2375
	04-10			86-2420	86-2319
	11-12	2.7L		86-2420	86-2342
		3.5L		86-2418	86-2319
	2013			86-2418	86-2319
<b>Sienna (AWD)</b>	04-05	Front		86-2409	86-2375
	06-10	Front		86-2409	86-2348
	11-13	Front		86-2418	86-2319
	04-10	<b>Rear</b>		86-1156	86-2404
<b>T100 (4WD)</b>	93-98	Front		86-2103	86-2185
<b>Tacoma (4WD)</b>	96-04	Front		86-2321	86-2319
	05-13	Front		86-2418	86-2326
<b>Tundra (4WD)</b>	00-06	Front		86-1076	86-2319
	07-13			86-2326	86-2207
<b>Van (AWD)</b>	86-89	Front		N/A	86-2185

**Note:** The following boot numbers are **neoprene boots** with three convolutions which **replaces thermoplastic boots** with five or more convolutions: 86-2241 & 86-2166.



# C.V. BOOTS

MODEL	YEARS	SPECIFICATIONS	SIDE	INNER	OUTER		
<b>Volkswagen</b>							
Beetle (New)	1998	1.9L, M/T	Left	N/A	86-2375		
			Right	86-1185	86-2375		
		2.0L, A/T		86-2188	86-2375		
	99-01	1.8L, A/T			86-2359	86-2375	
		1.8L, M/T	Left	86-1184		86-2375	
			Right	86-1185		86-2375	
		1.9L, A/T			86-2359	86-2375	
		1.9L, M/T	Left	N/A		86-2375	
			Right	86-1185		86-2375	
		2.0L, A/T			86-2359	86-2375	
		2.0L, M/T	Left	86-1184		86-2375	
			Right	86-1185		86-2375	
	2002	1.8L, A/T			86-2359	86-2375	
		1.8L, M/T (5 Spd.)			86-2359	86-2375	
		1.8L, M/T (6 Spd.)			86-1100	86-2319	
		1.9L, A/T			86-2359	86-2375	
		1.9L, M/T	Left	N/A		86-2375	
				Right	86-1185		86-2375
			2.0L, A/T			86-2359	86-2375
			2.0L, M/T			86-2413	86-2375
		03-04	1.8L, A/T (4 Spd.)			86-2359	86-2375
			1.8L, A/T (6 Spd.)			86-2422	86-2337
	1.8L, M/T (5 Spd.)				86-2359	86-2375	
	1.8L, M/T (6 Spd.)				86-1100	86-2319	
	1.9L, A/T				86-2359	86-2375	
	03-04	1.9L, M/T	Left	N/A		86-2375	
			Right	86-1185		86-2375	
			2.0L, A/T (4 Spd.)			86-2359	86-2375
			2.0L, A/T (6 Spd.)			86-2422	86-2337
			2.0L, M/T			86-2413	86-2375
		2005	1.8L, A/T			86-2422	86-2337
	1.8L, M/T				86-2359	86-2375	
	1.9L, A/T				86-2359	86-2375	
1.9L, M/T	Left		N/A		86-2375		
			Right	86-1185		86-2375	
	2.0L, A/T			86-2422	86-2337		
	2.0L, M/T			86-2413	86-2375		
2006	1.9L, M/T	Left	N/A		86-2375		
		Right	86-1185		86-2375		
06-10	2.5L, A/T			86-2432	86-2338		
	2.5L, M/T			N/A	86-2375		
2011	Not Produced This Year						
2012	2.0L, A/T			86-2452	86-2338		
	2.0L, M/T			N/A	86-2375		
	2.5L, A/T			86-2432	86-2375		
	2.5L, M/T			N/A	86-2375		



# C.V. BOOTS

MODEL

YEARS

SPECIFICATIONS

SIDE

INNER

OUTER

## Volkswagen (Continued)

<b>Beetle, Ghia</b>	thru 68.....	Swing Axle.....		86-1091.....	N/R
	68-79.....	IRS.....		86-1084.....	86-1084
<b>Cabriolet, Cabrio</b>	85-93.....		Left.....	86-1184.....	86-1101
			Right.....	86-1185.....	86-1101
	95-96.....		Left.....	86-1184.....	86-2375
			Right.....	86-1185.....	86-2375
	97-02.....	A/T.....		86-2188.....	86-2375
		M/T.....	Left.....	86-1184.....	86-2375
		Right.....	86-1185.....	86-2375	
<b>CC</b>	2009.....	2.0L, A/T (to 12/31/08).....		86-2424.....	86-2338
		2.0L, A/T (From 1/1/09).....		86-2421.....	86-2338
		2.0L, M/T.....		86-2452.....	86-2338
		Front, 3.6L.....		86-2421.....	86-2338
		<b>Rear, 3.6L.....</b>		86-2413.....	86-2375
	10-13.....	2.0L, A/T.....		86-2452.....	86-2338
		2.0L, M/T.....		86-2452.....	86-2338
		Front, 3.6L.....		86-2421.....	86-2338
		<b>Rear, 3.6L.....</b>		86-2413.....	N/A
	<b>Corrado</b>	90-91.....	1.8L.....	Left.....	86-2413.....
			Right.....	86-1185.....	86-1101
1992.....		1.8L.....	Left.....	86-2413.....	86-2375
			Right.....	86-1185.....	86-2375
92-95.....		2.8L.....	Left.....	86-2413.....	86-2375
			Right.....	86-1185.....	86-2375
<b>Dasher</b>	74-81.....		86-1084.....	86-1085	
<b>Eos</b>	07-08.....	2.0L.....		86-2452.....	86-2338
		3.2L.....		86-2424.....	86-2338
	09-12.....	2.0L.....		86-2452.....	86-2338
<b>Fox</b>	87-93.....		86-1084.....	86-1085	
<b>Golf (Old Body)</b>	85-92.....	Exc. GT, GTi.....		86-1084.....	86-1085
		GT, GTi, (Exc. 90-92 2.0L GTi).....	Left.....	86-1184.....	86-1101
			Right.....	86-1185.....	86-1101
	90-92.....	2.0L GTi.....		86-2413.....	86-1101
	93-96.....	1.8L, Gas.....	Left.....	86-1184.....	86-2375
			Right.....	86-1185.....	86-2375
	93-95.....	1.9L, Diesel.....	Left.....	86-1184.....	86-2375
			Right.....	86-1185.....	86-2375
	95-96.....	2.8L.....	Left.....	86-2413.....	86-2375
			Right.....	86-1185.....	86-2375
	96-99.....	1.9L, Diesel.....	Left.....	N/A.....	86-2375
			Right.....	86-1185.....	86-2375
	97-99.....	1.8L, A/T.....		86-2188.....	86-2375
			Left.....	86-1184.....	86-2375
			Right.....	86-1185.....	86-2375
2.8L, A/T.....			86-2188.....	86-2375	
2.8L, M/T.....		Left.....	86-1184.....	86-2375	
		Right.....	86-1185.....	86-2375	





# C.V. BOOTS

MODEL

YEARS

SPECIFICATIONS

SIDE

INNER

OUTER

## Volkswagen (Continued)

<b>Golf (New Body)</b> (Continued)	2006	1.8L, A/T			86-2365	86-2319	
		1.8L, M/T			86-2359	86-2375	
		1.9L, A/T			86-2365	86-2319	
		1.9L, M/T	Left		86-2413	86-2375	
			Right		86-1185	86-2375	
		2.0L, A/T			86-2359	86-2375	
		2.0L, M/T	Left		86-2413	86-2375	
			Right		86-1185	86-2375	
		07-09	Not produced these years				
		10-13	2.0L, 6 Spd. A/T (Dual Clutch)			86-2421	86-2338
			2.0L, M/T			86-2452	86-2338
			2.5L, 6 Spd. A/T (Dual Clutch)			86-2426	86-2375
			2.5L, M/T			86-2413	86-2375
		2004	<b>Rear</b> , 3.2L			86-2413	86-2389
	<b>Gti</b>	06-13				86-2452	86-2338
<b>Jetta (Old Body)</b>	81-92	Exc. GL, GLi			86-1084	86-1085	
	1985	GL, GLi, 16V	Left		86-1184	86-1085	
			Right		86-1185	86-1085	
	86-87	GL, GLi, 16V	Left		86-1184	86-1101	
			Right		86-1185	86-1101	
	1988	GLi, To 16-J-097-865	Left		86-2137	86-1101	
			Right		86-1185	86-1101	
	88-92	GLi, From 16-J-097-866, (Exc. GLi 2.0L)	Left		86-2413	86-1085	
			Right		86-1185	86-1085	
	90-92	GLi 2.0L	Left		86-2413	86-1085	
			Right		86-1185	86-1085	
	93-96	1.8L, Gas	Left		86-1184	86-2375	
			Right		86-1185	86-2375	
	93-95	1.9L, Diesel	Left		86-1184	86-2375	
			Right		86-1185	86-2375	
	95-96	2.8L	Left		86-2413	86-2375	
			Right		86-1185	86-2375	
	96-99	1.9L, Diesel	Left		N/A	86-2375	
			Right		86-1185	86-2375	
	97-99	1.8L, A/T			86-2188	86-2375	
		1.8L, M/T	Left		86-1184	86-2375	
		Right		86-1185	86-2375		
97-99	2.8L, A/T			86-2188	86-2375		
	2.8L, M/T	Left		86-1184	86-2375		
		Right		86-1185	86-2375		
<b>Jetta (New Body)</b>	99-03	1.8L, Gas			86-2359	86-2375	
		1.9L, Diesel, A/T			86-2359	86-2375	
		1.9L, Diesel, M/T	Left		N/A	86-2375	
			Right		86-1185	86-2375	



# C.V. BOOTS

MODEL	YEARS	SPECIFICATIONS	SIDE	INNER	OUTER		
<b>Volkswagen (Continued)</b>							
<b>Jetta (New Body)</b> (Continued)	99-01	2.0L, A/T		86-2359	86-2375		
		2.0L, M/T	Left	86-1184	86-2375		
			Right	86-1185	86-2375		
			2.8L, A/T		86-2359	86-2375	
			2.8L, M/T	Left	86-1184	86-2375	
				Right	86-1185	86-2375	
	2002	1.8L, A/T (Exc. GLS)			86-2359	86-2375	
					86-2365	86-2319	
		1.8L, A/T, GLS		86-2359	86-2375		
		1.9L, A/T		86-2359	86-2375		
		1.9L, M/T		N/A	86-2375		
		2.0L, A/T		86-2359	86-2375		
		2.0L, M/T	Left	86-1184	86-2375		
			Right	86-1185	86-2375		
		2.8L, GSL, GSX (Engine Code AFD)		86-2359	86-2375		
		2.8L, (Engine Code BDF)		86-2365	86-2319		
		2003	1.8L, A/T			86-2365	86-2319
						86-2359	86-2375
	1.8L, M/T (5 Spd.)			86-2359	86-2375		
	1.8L, M/T (6 Spd.)			86-2452	86-2319		
	1.9L, A/T			86-2359	86-2375		
	1.9L, M/T (To Ch #9M-3-163-228)		Left	N/A	86-2375		
			Right	86-1185	86-2375		
	1.9L, M/T (Fr. Ch #9M-3-163-229)		Left	N/A	86-2375		
			Right	86-1185	86-2375		
	2.0L, A/T			86-2359	86-2375		
	2.0L, M/T (To Ch #9M-3-163-228)		Left	86-2413	86-2375		
			Right	86-1185	86-2375		
	2.0L, M/T (Fr. Ch #9M-3-163-229)		Left	86-2413	86-2375		
			Right	86-1185	86-2375		
	2.8L		86-2365	86-2319			
	2004	1.8L			86-2365	86-2319	
				86-2359	86-2375		
1.8L, M/T (5 Spd.)			86-2359	86-2375			
1.8L, M/T (6 Spd.)			86-2452	86-2319			
1.9L, A/T (Engine Code ALH)			86-2359	86-2375			
1.9L, A/T (Engine Code BEW)			86-2365	86-2319			
1.9L, M/T (Engine Code ALH)		Left	N/A	86-2375			
		Right	86-1185	86-2375			
1.9L, M/T (Engine Code BEW)		Left	N/A	86-2375			
		Right	86-1185	86-2375			
2.0L, A/T			86-2359	86-2375			
2.0L, M/T		Left	86-2413	86-2375			
	Right	86-1185	86-2375				
2.8L (Engine Code BDF)		86-2365	86-2319				
2.8L (Engine Code AFP)		86-2359	86-2319				





# C.V. BOOTS

MODEL

YEARS

SPECIFICATIONS

SIDE

INNER

OUTER

## Volkswagen (Continued)

MODEL	YEARS	SPECIFICATIONS	SIDE	INNER	OUTER	
Jetta (New Body) (Continued)	2005	1.8L, A/T		86-2365	86-2319	
		1.8L, M/T		86-2359	86-2375	
		1.9L, A/T (Engine Code BEW)		86-2365	86-2319	
		1.9L, A/T (Engine Code BRM)		86-2424	86-2319	
		1.9L, M/T (Engine Code BEW)		N/A	86-2375	
		2.0L, A/T		86-2359	86-2375	
		2.0L, M/T		N/A	86-2375	
		2.5L, A/T		86-2426	86-2375	
		2006	1.9L		86-2413	86-2375
			06-09	2.0L		86-2452
	2.5L, A/T				86-2432	86-2338
	2010	2.5L, M/T		86-2413	86-2375	
			2.0L, Diesel, A/T		86-2424	86-2338
		2.0L, Diesel, M/T		86-2452	86-2338	
		2.0L, Gas		86-2452	86-2338	
		2.5L, A/T		86-2432	86-2338	
	2011	2.5L, M/T		86-2413	86-2375	
			2.0L, Diesel, A/T		86-2424	86-2338
		2.0L, Diesel, M/T		86-2452	86-2338	
		2.0L, Gas, A/T		86-2426	86-2375	
		2.0L, Gas, M/T		86-2413	86-2375	
	12-13	2.5L, A/T		86-2432	86-2338	
			2.5L, M/T		86-2413	86-2375
		2.0L, Diesel, A/T		86-2424	86-2338	
			2.0L, Diesel, M/T		86-2452	86-2338
		2.0L, Gas, A/T, (Exc Gli)		86-2426	86-2375	
		2.0L, Gas, A/T, (GLi)		86-2452	86-2338	
		2.0L, Gas, M/T, (Exc GLi)		86-2413	86-2375	
		2.0L, Gas, M/T, (GLi)		86-2452	86-2338	
	2.5L, A/T		86-2432	86-2338		
	Passat (2WD)	90-94		Left	86-1184	86-2232
				Right	86-1185	86-2232
		95-97	4 Cyl.	Left	N/A	86-2375
				Right	86-1185	86-2375
		6 Cyl.	Left	86-1184	86-2375	
			Right	86-1185	86-2375	
98-01		4 Cyl., A/T		86-2188	86-2324	
		4 Cyl., M/T		86-1100	86-2324	
		6 Cyl.		86-2188	86-2281	
02-03		1.8L		86-2188	86-2281	
		2.8L		86-2188	86-2281	
2004		1.8L		86-2188	86-2281	
	2.0L		86-2188	86-2281		
	2.8L		86-2188	86-2281		



# C.V. BOOTS

MODEL	YEARS	SPECIFICATIONS	SIDE	INNER	OUTER
<b>Volkswagen (Continued)</b>					
<b>Passat (2WD)</b> (Continued)	2005	1.8L		86-2188	86-2281
		2.0L		86-2188	86-2281
		2.8L		86-2188	86-2281
	06-08	2.0L, A/T		86-2424	86-2338
		2.0L, M/T		86-2452	86-2338
		3.6L		86-2421	86-2338
	2009			86-2424	86-2338
	2010			86-2452	86-2338
	2011	Not Produced This Year			
	12-13	2.0L, A/T		86-2421	86-2338
		2.0L, M/T		86-2452	86-2338
		2.5L, A/T		86-2432	86-2375
		2.5L, M/T		N/A	86-2375
		3.6L		86-2452	86-2338
	<b>Passat 4 Motion</b>	99-01	Front		86-2188
2002		Front, 2.8L, A/T		86-2188	86-2324
		Front, 2.8L, M/T		86-2188	86-2281
		Front, 4.0L		86-2188	86-2281
2003		Front, 2.8L		86-2188	86-2324
		Front, 4.0L		86-2188	86-2281
2004		Front, 1.8L		86-2188	86-2281
		Front, 2.8L		86-2188	86-2324
		4.0L		86-2188	86-2281
2005		1.8L		86-2188	86-2281
		2.8L		86-2188	86-2324
06-08		Front, 3.6L		86-2421	86-2338
99-05		<b>Rear</b>		86-1100	86-2361
06-08		<b>Rear</b>		86-2413	N/A
<b>Passat Syncro</b>		91-92	Front	Left	86-2137
			Right	86-1185	86-2232
		<b>Rear</b>		86-1084	86-1085
<b>Phaeton</b>	04-06	Front, 4.2L		86-2385	86-2319
		Front, 6.0L		86-2365	86-2319
	05-06	<b>Rear</b> , 4.2L		N/A	86-2362
<b>Quantum (2WD)</b>	82-85	4 Cyl.		86-1084	86-1085
	1983	5 Cyl., A/T (To 12/82)		86-1084	86-1085
	83-88	5 Cyl., A/T (From 12/82)	Left	86-2137	86-1101
			Right	86-1184	86-1101
	84-88	5 Cyl., M/T		86-2137	86-1101
<b>Quantum Syncro</b>	86-88	Front		86-2137	86-1101
		<b>Rear</b>		86-1084	86-1085
<b>R32 (AWD)</b>	2008	Front		86-2452	86-2338
		<b>Rear</b>		86-2413	N/A
<b>Rabbit (Incl. Pickup)</b>	75-80			86-1084	86-1085
	81-84			86-1084	86-1085
	2006	A/T		86-2432	86-2338
	M/T		86-2413	86-2375	



# C.V. BOOTS

MODEL	YEARS	SPECIFICATIONS	SIDE	INNER	OUTER	
<b>Volkswagen (Continued)</b>						
<b>Rabbit (Incl. Pickup)</b> (Continued)	2007	A/T, (To 1K-7-140 000)		86-2432	86-2338	
		A/T, (From 1K-7-140-001)		86-2426	86-2338	
		M/T		86-2413	86-2375	
	08-09	A/T		86-2426	86-2338	
		M/T		86-2413	86-2338	
<b>Scirocco</b>	75-84	A/T, (To 53-F-000-191)		86-1084	86-1085	
		M/T, (To 53-E-040-254)		86-1084	86-1085	
	84-87	8V, A/T, (From 53-F-000-192)	Left	86-1184	86-1101	
			Right	86-1185	86-1101	
		8V, M/T, (From 53-E-040-255)	Left	86-1184	86-1101	
			Right	86-1185	86-1101	
	86-88	16V	Left	86-1184	86-1101	
			Right	86-1185	86-1101	
	<b>Type III, Fastback,</b> <b>Squareback</b>	thru 68	Swing Axle		86-1091	N/R
		69-on	IRS		86-1084	86-1084
<b>Type IV, 411, 412</b>	71-74	<b>Rear</b>		86-1086	86-1086	
<b>Thing</b>	73-74	<b>Rear</b>		86-1086	86-1086	

**Note:** The following boot numbers are **neoprene boots** with three convolutions which **replaces thermoplastic boots** with five or more convolutions: 86-1085 & 86-1101.

## Volkswagen SUV/Truck/Van

<b>Eurovan</b>	93-94			86-1100	86-2281
	95-97			86-1100	86-2342
	99-04			86-1100	86-2342
<b>Routan</b>	2009			86-2443	N/A
	10-12			86-2479	N/A
<b>Tiguan (FWD)</b>	09-13	A/T		86-2421	86-2338
		M/T		86-2452	86-2338
<b>Tiguan (AWD)</b>	09-13	Front		86-2421	86-2338
		<b>Rear</b>		86-2413	N/A
<b>Touareg</b>	04-05	Front, 3.2L		86-2452	86-2319
		Front, 4.2L		86-2456	86-2338
		Front, 4.9L		86-2456	86-2338
	2006	Front, 3.2L		86-2452	86-2338
		Front, 4.2L (To 7L-6-090 000)		86-2456	86-2338
		Front, 4.2L (From 7L-6-090 001)		86-2452	86-2338
		Front, 5.0L		86-2456	86-2338
	07-08	Front, 3.6L		86-2452	86-2338
		Front, 4.2L		86-2456	86-2338
		Front, 5.0L		86-2456	86-2338
	2009	Front, 3.6L		86-2452	86-2338
		Front, 4.2L		86-2452	86-2338
	2010	Front 3.0L		86-2452	86-2338
		Front, 3.6L		86-2452	86-2338
	11-13	Front, 3.0L		86-2452	86-2319
	Front, 3.6L		86-2452	86-2319	



# C.V. BOOTS

MODEL	YEARS	SPECIFICATIONS	SIDE	INNER	OUTER
<b>Volkswagen SUV/Truck/Van (Continued)</b>					
Transporter, Type II	thru 67	Swing Axle		86-1091	N/R
	68-79	IRS		86-1086	86-1086
Vanagon	80-91	<b>Rear</b>		86-1086	86-1086
Vanagon Syncro	86-91	Front		86-1086	86-2268
		<b>Rear</b>		86-1086	86-1086

## Volkswagen (International Models)

Atlantic	77-87			86-1084	86-1085
New Beetle	1998	2.0L, A/T		86-2188	86-1101
	98-01	1.8l, 2.0L, M/T	Left	86-2137	86-1101
			Right	86-1185	86-1101
99-01	1.8L, 2.0L, A/T		86-2359	86-1101	
Caribe	77-87			86-1084	86-1085
Combi	70-97	M/T		86-1086	86-1086
Corsair	85-87			86-1084	86-1085
Derby	95-98	M/T	Left	86-2137	86-1101
			Right	86-1185	86-1101
Eurovan	00-04	M/T		86-2257	86-2337
Golf	87-91			86-1084	86-1085
	92-98	1.8L, 2.0L, A/T		86-2188	86-1101
	92-01	1.8L, 2.0L, M/T	Left	86-2137	86-1101
			Right	86-1185	86-1101
	99-01	1.8L, 2.0L, A/T		86-2359	86-1101
Jetta	87-91			86-1084	86-1085
	92-98	1.8L, 2.0L, A/T		86-2188	86-1101
	92-01	1.8L, 2.0L, M/T	Left	86-2137	86-1101
			Right	86-1185	86-1101
	94-01	2.8L	Left	86-2137	86-1101
		Right	86-1185	86-1101	
	99-01	1.8L, 2.0L, A/T		86-2359	86-1101

## Volvo

850	93-97	A/T, (Exc. Turbo)		86-2188	86-2276
		M/T, (Exc. Turbo)		N/A	86-2276
	94-97	A/T, Turbo		86-2188	86-1103
		M/T, Turbo		N/A	86-1103
940	1995	<b>Rear</b> , 3.73 Gear Ratio		86-2200	86-2200
960	95-97	<b>Rear</b> , 3.73 Gear Ratio		86-2200	86-2200
C30	08-09			N/A	86-2324
	10-12			86-2422	86-2324
C70	1998	A/T		86-2188	86-1103
		M/T		N/A	86-1103
	99-04	A/T		86-2365	86-2342
		M/T		86-2348	86-2342
	2005	Not Produced This Year		N/A	N/A



# C.V. BOOTS

MODEL	YEARS	SPECIFICATIONS	SIDE	INNER	OUTER
<b>Volvo (Continued)</b>					
<b>C70 (Continued)</b>	2006	A/T (To Ch. # 586)		N/A	86-2324
		A/T (From Ch. # 587)		86-2422	86-2324
		M/T (To Ch. # 468)		86-2422	86-2324
		M/T (From Ch. # 469)		N/A	86-2324
	07-12			86-2422	86-2324
<b>S40 (AWD)</b>	05-09	Front		86-2365	86-2324
<b>S40 (FWD)</b>	00-03			86-2365	86-2342
	2004	1.9L		86-2365	86-2342
		2.4L		86-2358	86-2324
		2.5L		N/A	86-2340
	2005	2.4L		86-2444	86-2324
		2.5L		N/A	86-2324
	2006	2.4L, A/T		86-2444	86-2324
		2.4L, M/T (To Ch. # 190210)		N/A	86-2324
		M/T (From Ch # 190211)		86-2422	86-2324
		2.5L, (To Ch. # 190210)		N/A	86-2324
		(From Ch. # 190211)		86-2422	86-2324
	07-08	2.4L, A/T		86-2444	86-2324
		M/T		86-2422	86-2324
		2.5L		86-2422	86-2324
	2009	2.4L		86-2444	86-2324
		2.5L		86-2444	86-2324
	2010	2.4L, A/T		86-2444	86-2324
		M/T		86-2422	86-2324
		2.5L		86-2422	86-2324
	2011	2.5L		86-2422	86-2324
	<b>S60 (Front)</b>	2001	2.3L, A/T		86-2365
		2.3L, M/T		86-2348	86-2342
		2.4L, A/T, (Exc. Turbo)		86-2358	86-2324
		2.4L, A/T, Turbo		86-2365	86-2342
		2.4L, M/T, (Exc. Turbo)		86-2340	86-2324
		2.4L, M/T, Turbo		86-2348	86-2342
02-05		A/T, (Exc. Turbo)		86-2358	86-2324
02-06		A/T, Turbo		86-2365	86-2342
02-05		M/T, (Exc. Turbo)		86-2340	86-2324
		M/T, Turbo		86-2348	86-2342
06-08		2.4L, A/T		86-2365	86-2342
		M/T		86-2348	86-2342
06-07		2.5L, A/T		86-2365	86-2342
		M/T		86-2348	86-2342
08-09		2.5L		86-2365	86-2342
2009		2.4L		86-2365	86-2342
2010		Not Produced This Year			N/A
11-13			86-2430	86-2337	



# C.V. BOOTS

MODEL	YEARS	SPECIFICATIONS	SIDE	INNER	OUTER	
<b>Volvo (Continued)</b>						
<b>S70</b>	1998	A/T, (Exc. Turbo)		86-2188	86-2276	
		A/T, Turbo		86-2188	86-1103	
		M/T, (Exc. Turbo)		N/A	86-2276	
		M/T, Turbo		N/A	86-1103	
	99-00	A/T, (Exc. Turbo)		86-2358	86-2324	
		A/T, Turbo		86-2365	86-2342	
		M/T, (Exc. Turbo)		86-2340	86-2324	
		M/T, Turbo		86-2348	86-2342	
	<b>S80</b>	99-01	2.8L, Turbo		86-2365	86-2342
			2.9L, (Trans. Code AW55-50SN)		86-2358	86-2324
2.9L, (Trans. Code 4T65EV)				86-2365	86-2342	
02-06				86-2365	86-2342	
2007		3.2L		86-2422	86-2324	
		4.4L		86-2430	86-2337	
08-10		3.0L		86-2430	86-2337	
		3.2L		86-2422	86-2324	
		4.4L		86-2430	86-2337	
11-12		3.2L		86-2422	86-2324	
<b>S90</b>		1998	<b>Rear</b> , 3.73 Gear Ratio		86-2200	86-2200
<b>V40</b>		2000			86-2365	86-2342
<b>V50 (FWD)</b>		2005	2.4L		86-2444	86-2324
			2.5L		N/A	86-2324
	2006	2.4L		86-2444	86-2324	
		2.5L (To Ch. # 194443)		N/A	86-2324	
		2.5L (From Ch. # 194444)		86-2422	86-2324	
	07-08	2.4L		86-2444	86-2324	
		2.5L		86-2422	86-2324	
	09-10			86-2444	86-2324	
	2011			86-2422	86-2324	
	<b>V50 (AWD)</b>	05-10	Front		86-2365	86-2324
<b>V70 (2WD)</b>	1998	A/T, (Exc. Turbo)		86-2188	86-2276	
		M/T, (Exc. Turbo)		N/A	86-2276	
		A/T, Turbo		86-2188	86-1103	
		M/T, Turbo		N/A	86-1103	
	99-01	A/T, (Trans Code AW55-50SN, Exc. Turbo)		86-2365	86-2342	
	99-05	A/T, (Exc. Trans Code AW55-50SN, Exc. Turbo)		86-2358	86-2324	
		M/T, (Exc. Turbo)		86-2340	86-2324	
		A/T, Turbo		86-2365	86-2342	
		M/T, Turbo		86-2348	86-2342	
	2006	2.4L, A/T		86-2358	86-2324	
		2.4L, M/T		86-2340	86-2324	
		2.5L		86-2365	86-2342	
	2007	2.4L, A/T		86-2358	86-2324	
		2.4L, M/T		86-2348	86-2342	
		2.5L		86-2365	86-2342	
	08-10	3.2L		86-2422	86-2324	



# C.V. BOOTS

MODEL	YEARS	SPECIFICATIONS	SIDE	INNER	OUTER
-------	-------	----------------	------	-------	-------

## Volvo (Continued)

<b>V70 (AWD)</b>	1998.....	Front .....		86-2188 .....	86-1103
	99-03.....	Front .....		86-2365 .....	86-2342
	04-07.....	A/T, Front .....		86-2365 .....	86-2342
		M/T, Front .....		86-2348 .....	86-2342
<b>V90</b>	1998.....	<b>Rear</b> , 3.73 Gear Ratio .....		86-2200 .....	86-2200
<b>XC70</b>	03-07.....	2.5L, Front .....		86-2365 .....	86-2342
	2008.....	3.2L, Front .....		86-2422 .....	86-2324
	09-12.....	3.0L, Front .....		86-2340 .....	86-2337
		3.2L .....		86-2422 .....	86-2324

## Volvo SUV/Truck/Van

<b>XC60</b>	2010.....	Front .....		N/A .....	86-2337
<b>XC90</b>	03-05.....	2.5L, Front .....		86-2365 .....	86-2337
		2.9L, Front .....		N/A .....	86-2337
	2006.....	2.5L, Front .....		N/A .....	86-2337
	07-10.....	3.2L, Front .....		N/A .....	86-2337
	2011.....	3.2L, Front (To Ch. # 597532).....		N/A .....	86-2337
		3.2L, Front (From Ch. # 597533) .....		N/A .....	86-2324
	2012.....	3.2L, Front .....		N/A .....	86-2324

## Yugo

<b>GV, GVL</b>	86-91.....	Exc. M/T 5 Spd.....		86-1147 .....	86-1149
----------------	------------	---------------------	--	---------------	---------



# C.V. BOOT ILLUSTRATIONS

<p>Neoprene <b>86-1003</b> Round (86055)</p>	<p>Neoprene <b>86-1008</b> Round (86007)</p>	<p>Neoprene <b>86-1009</b> Round (86014)</p>	<p>Neoprene <b>86-1010</b> Round (86016)</p>
<p>Neoprene <b>86-1011</b> Trilobal (4) (86358)</p>	<p>Neoprene <b>86-1012</b> Round (86106)</p>	<p>Neoprene <b>86-1014</b> Round (86093)</p>	<p>Neoprene <b>86-1015</b> Round (86034)</p>
<p>Neoprene <b>86-1016</b> Round (86033)</p>	<p>Neoprene <b>86-1018</b> Round (86005)</p>	<p>Neoprene <b>86-1021</b> Trilobal (4) (86107)</p>	<p>Neoprene <b>86-1022</b> Round (86035)</p>
<p>Neoprene <b>86-1027</b> Round (86043)</p>	<p>Neoprene <b>86-1028</b> Round (86042)</p>	<p>Neoprene <b>86-1029</b> Round (86026)</p>	<p>Neoprene <b>86-1030</b> Round (86027)</p>





# C.V. BOOT ILLUSTRATIONS

<p>Neoprene <b>86-1031</b> Round (86036)</p>	<p>Neoprene <b>86-1032</b> Round (86006)</p>	<p>Neoprene <b>86-1033</b> Round (86050)</p>	<p>Neoprene <b>86-1034</b> Round (86091)</p>
<p>Neoprene <b>86-1036</b> Round (86080)</p>	<p>Neoprene <b>86-1038</b> Round (86058)</p>	<p>Neoprene <b>86-1042</b> Round (86041)</p>	<p>Neoprene <b>86-1047</b> Round (86029)</p>
<p>Neoprene <b>86-1048</b> Round (86082)</p>	<p>Neoprene <b>86-1049</b> Round (86030)</p>	<p>Neoprene <b>86-1050</b> Round (86004)</p>	<p>Neoprene <b>86-1051</b> Round (86013)</p>
<p>Neoprene <b>86-1052</b> Round (86009)</p>	<p>Neoprene <b>86-1053</b> Round (86061)</p>	<p>Neoprene <b>86-1055</b> Round (86124)</p>	<p>Neoprene <b>86-1056</b> Trilobal (1) (86008)</p>

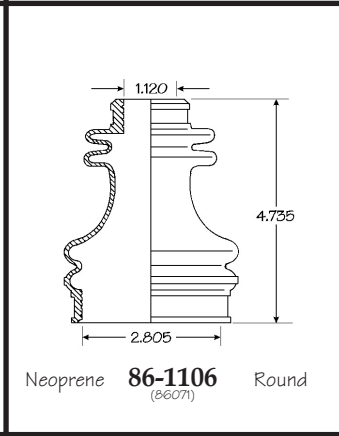
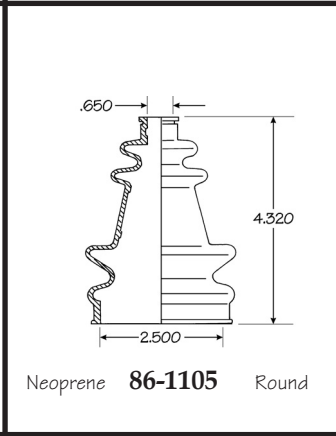
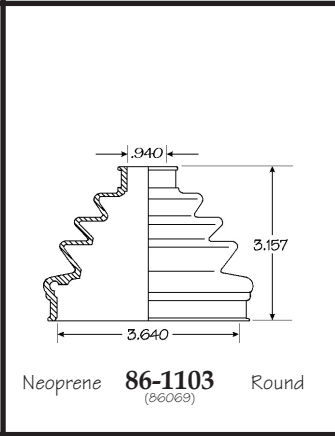
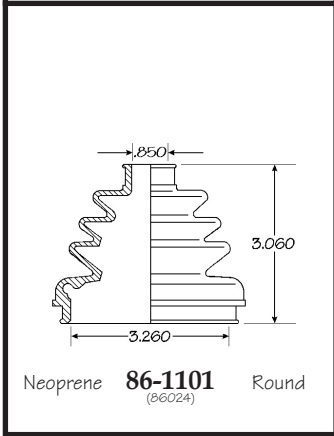
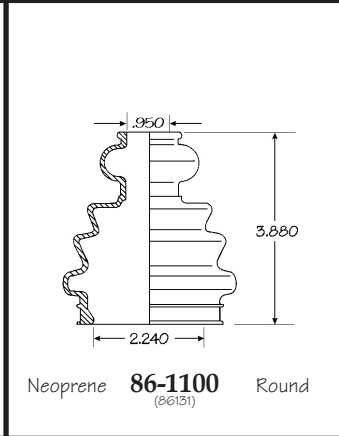
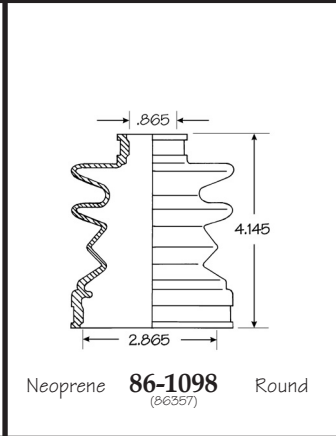
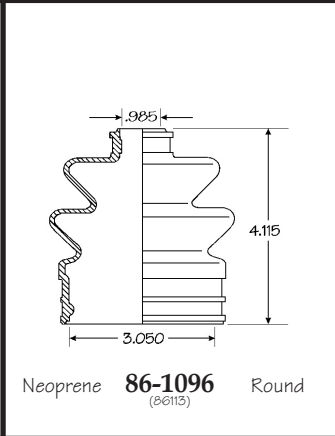
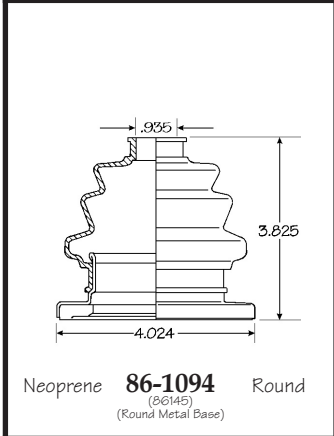
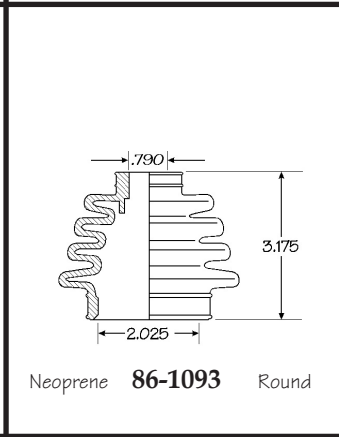
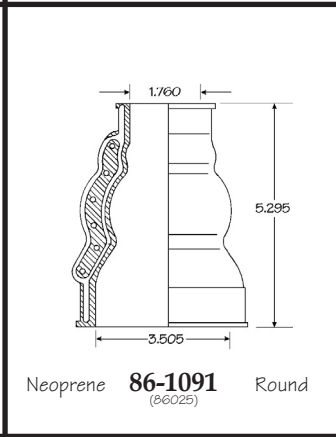
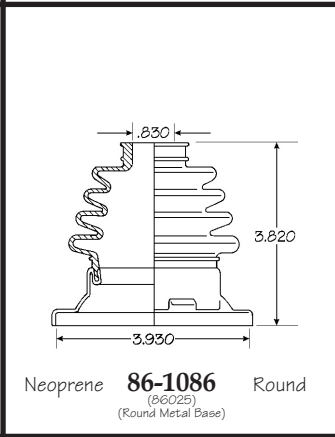
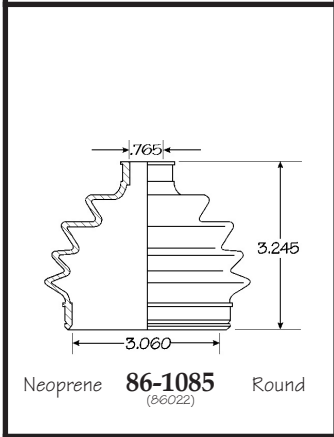
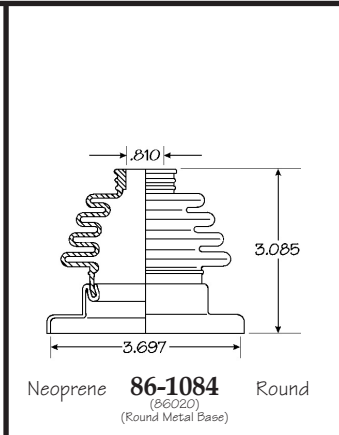
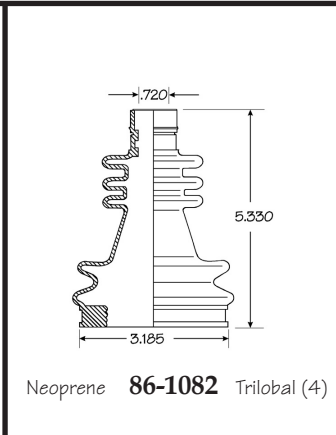
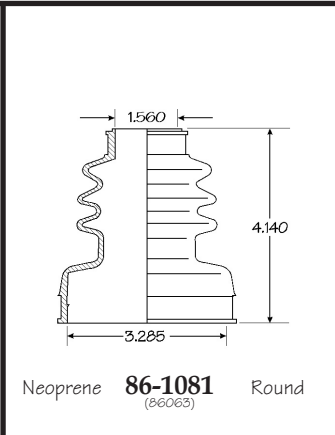
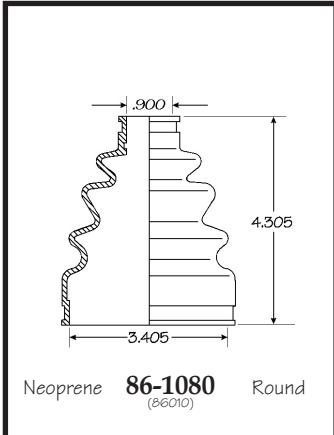


# C.V. BOOT ILLUSTRATIONS

<p>Neoprene <b>86-1058</b> Round</p>	<p>Neoprene <b>86-1059</b> Round <small>(86055)</small></p>	<p>Neoprene <b>86-1060</b> Trilobal (1) <small>(86062)</small></p>	<p>Silicone <b>86-1061</b> Round <small>(86123)</small></p>
<p>Neoprene <b>86-1064</b> Round <small>(86039)</small></p>	<p>Neoprene <b>86-1065</b> Round <small>(86012)</small></p>	<p>Neoprene <b>86-1067</b> Round <small>(86017)</small></p>	<p>Neoprene <b>86-1068</b> Round <small>(86040)</small></p>
<p>Silicone <b>86-1069</b> Round <small>(86122)</small></p>	<p>Neoprene <b>86-1070</b> Round <small>(86110)</small></p>	<p>Neoprene <b>86-1072</b> Round <small>(86148)</small></p>	<p>Neoprene <b>86-1073</b> Round <small>(86111)</small></p>
<p>Neoprene <b>86-1074</b> Round <small>(86046)</small></p>	<p>Neoprene <b>86-1075</b> Round <small>(86112)</small></p>	<p>Neoprene <b>86-1076</b> Round <small>(86095)</small></p>	<p>Neoprene <b>86-1079</b> Round <small>(86129)</small></p>



# C.V. BOOT ILLUSTRATIONS



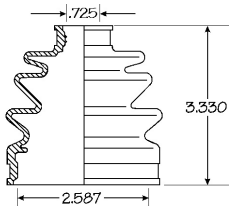
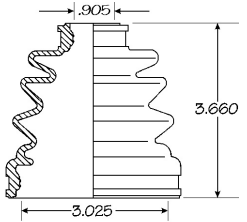
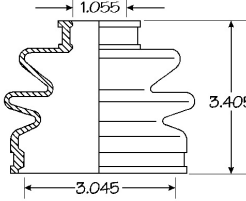
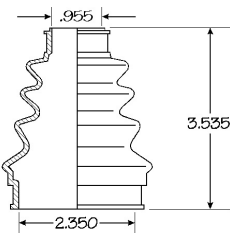
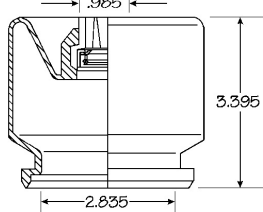
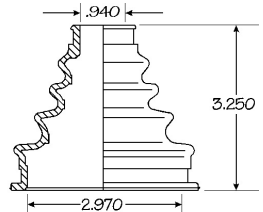
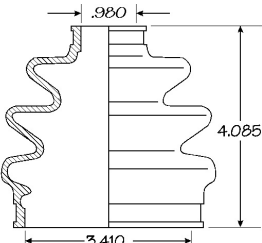
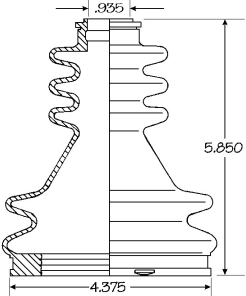
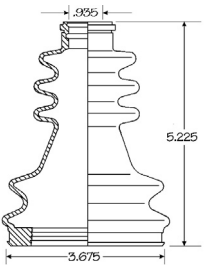
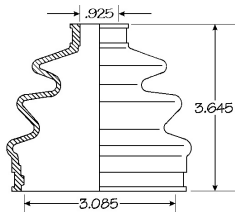
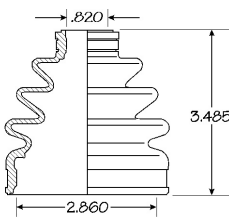
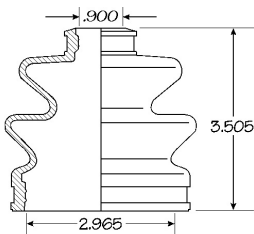
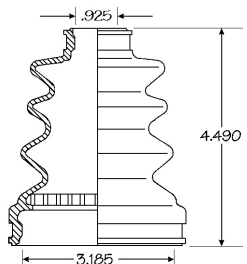
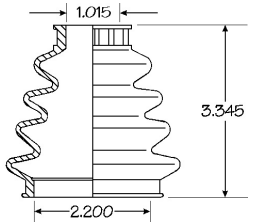
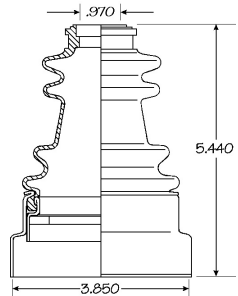
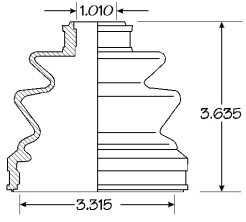


# C.V. BOOT ILLUSTRATIONS

<p>Neoprene <b>86-1107</b> Round (86045)</p>	<p>Neoprene <b>86-1108</b> Round (86021)</p>	<p>Neoprene <b>86-1110</b> Round</p>	<p>Silicone <b>86-1113</b> Round (86104)</p>
<p>Neoprene <b>86-1115</b> Round (86059)</p>	<p>Neoprene <b>86-1122</b> Round (86038)</p>	<p>Neoprene <b>86-1123</b> Round (86003)</p>	<p>Neoprene <b>86-1124</b> Trilobal (3) (86057)</p>
<p>Neoprene <b>86-1125</b> Round (86037)</p>	<p>Neoprene <b>86-1129</b> Round (86036)</p>	<p>Neoprene <b>86-1132</b> Round (86149)</p>	<p>Neoprene <b>86-1134</b> Round (86088)</p>
<p>Neoprene <b>86-1135</b> Round (86134)</p>	<p>Neoprene <b>86-1136</b> Round (86089)</p>	<p>Neoprene <b>86-1137</b> Round (86028)</p>	<p>Neoprene <b>86-1138</b> Round (86130)</p>



# C.V. BOOT ILLUSTRATIONS

 <p>Neoprene <b>86-1139</b> Round (86146)</p>	 <p>Neoprene <b>86-1140</b> Round (86102)</p>	 <p>Neoprene <b>86-1144</b> Round</p>	 <p>Neoprene <b>86-1146</b> Round</p>
 <p>Neoprene <b>86-1147</b> Round (86135) (With Bushing/Seal)</p>	 <p>Neoprene <b>86-1149</b> Round (86102)</p>	 <p>Neoprene <b>86-1151</b> Round (86126)</p>	 <p>Neoprene <b>86-1152</b> Trilobal (5) (86141)</p>
 <p>Neoprene <b>86-1153</b> Trilobal (5)</p>	 <p>Neoprene <b>86-1155</b> Round (86092)</p>	 <p>Neoprene <b>86-1156</b> Round (86056)</p>	 <p>Neoprene <b>86-1157</b> Round (86073)</p>
 <p>Neoprene <b>86-1159</b> Round (86115)</p>	 <p>Neoprene <b>86-1164</b> Round</p>	 <p>Neoprene <b>86-1167</b> Round (Round Metal Base)</p>	 <p>Neoprene <b>86-1170</b> Round (86084)</p>

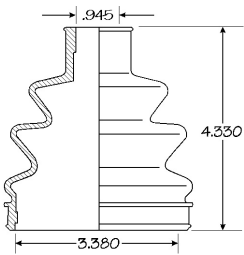


# C.V. BOOT ILLUSTRATIONS

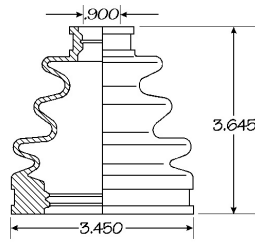
<p>Neoprene <b>86-1171</b> Round (86053)</p>	<p>Neoprene <b>86-1173</b> Round (86051)</p>	<p>Neoprene <b>86-1174</b> Round (86002)</p>	<p>Neoprene <b>86-1175</b> Round (86105)</p>
<p>Neoprene <b>86-1176</b> Round (86127)</p>	<p>Neoprene <b>86-1177</b> Round</p>	<p>Neoprene <b>86-1178</b> Round</p>	<p>Neoprene <b>86-1181</b> Round (86086)</p>
<p>Neoprene <b>86-1182</b> Round (86067)</p>	<p>Neoprene <b>86-1183</b> Round (86096)</p>	<p>Neoprene <b>86-1184</b> Round (86118) (Round Metal Base)</p>	<p>Neoprene <b>86-1185</b> Round (86023) (Round Metal Base)</p>
<p>Neoprene <b>86-1186</b> Round (86075)</p>	<p>Neoprene <b>86-1187</b> Trilobal (4) (86076)</p>	<p>Neoprene <b>86-1188</b> Round (86044)</p>	<p>Neoprene <b>86-1193</b> Round (86077)</p>



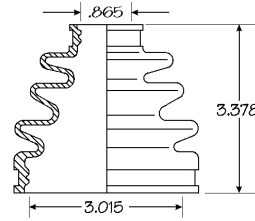
# C.V. BOOT ILLUSTRATIONS



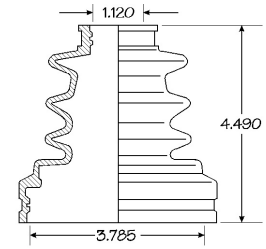
Neoprene **86-1194** Round  
(86078)



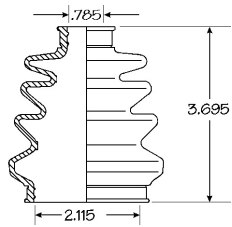
Neoprene **86-1196** Trilobal (8)  
(86070)



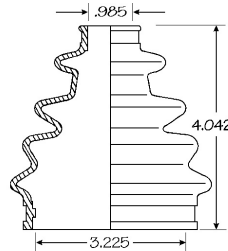
Neoprene **86-1197** Round  
(86060)



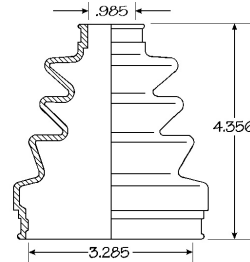
Neoprene **86-2103** Round  
(86312)



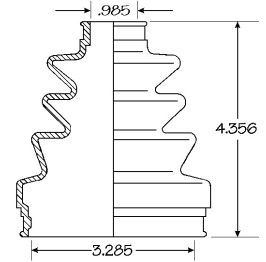
Neoprene **86-2106** Round  
(86064)



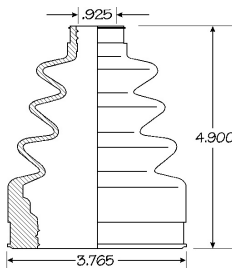
Neoprene **86-2107** Round  
(86019)



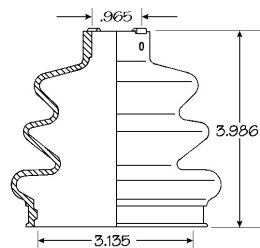
Neoprene **86-2108** Round  
(86097)



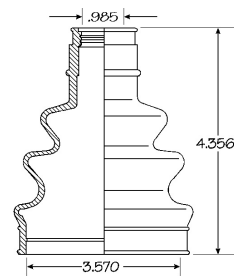
Silicone **86-2110** Round  
(86097)



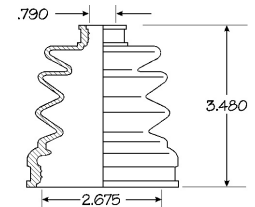
Neoprene **86-2111** Trilobal (9)  
(86120)



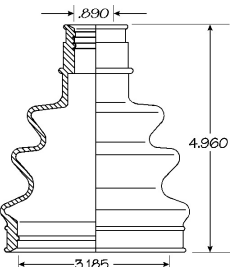
Silicone **86-2114** Round  
(86121)



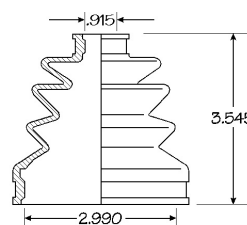
Neoprene **86-2119** Round  
(86000)



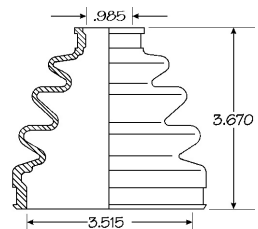
Neoprene **86-2121** Round  
(86100)



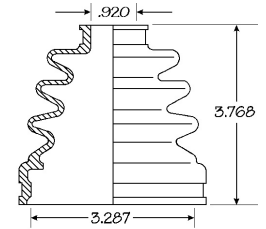
Neoprene **86-2123** Round  
(86001)



Neoprene **86-2124** Round  
(86098)



Neoprene **86-2127** Round  
(86099)



Neoprene **86-2128** Round  
(86074)



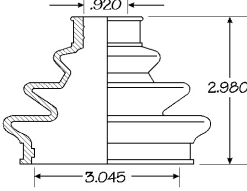
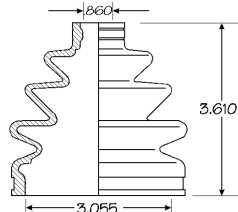
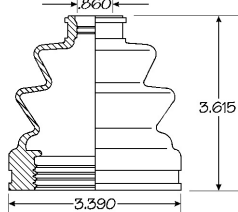
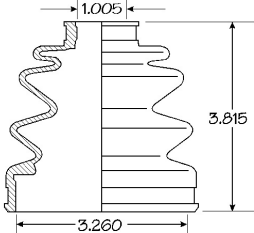
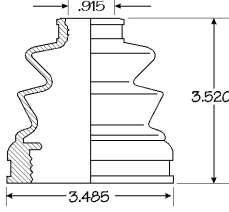
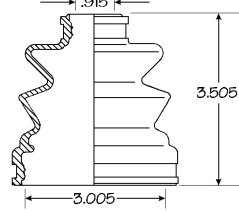
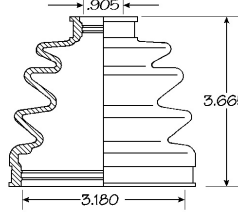
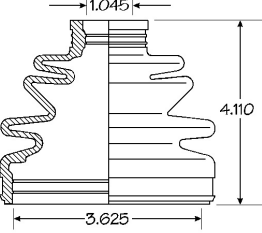
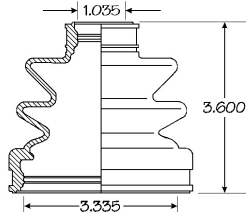
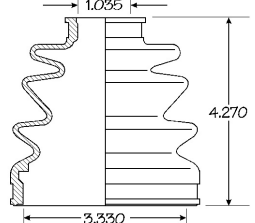
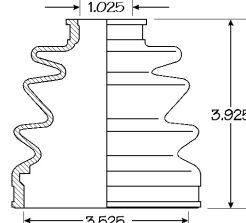
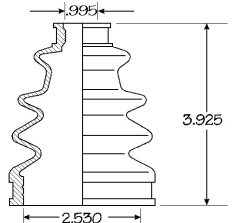
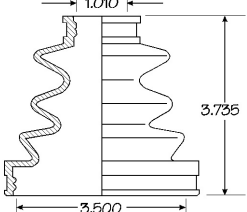
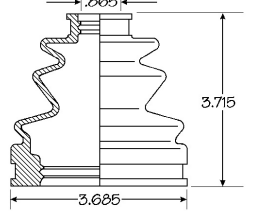
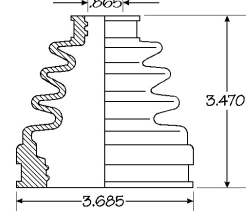
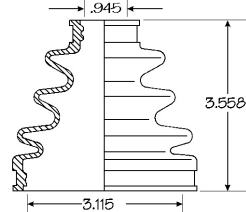
# C.V. BOOT ILLUSTRATIONS

<p>Neoprene <b>86-2129</b> Round (86122)</p>	<p>Neoprene <b>86-2131</b> Round (86101)</p>	<p>Neoprene <b>86-2132</b> Trilobal (4) (86133)</p>	<p>Neoprene <b>86-2133</b> Round (86143)</p>
<p>Neoprene <b>86-2135</b> Round</p>	<p>Neoprene <b>86-2136</b> Trilobal (4)</p>	<p>Neoprene <b>86-2137</b> Round (86363) (Round Metal Base)</p>	<p>Neoprene <b>86-2138</b> Round (86341)</p>
<p>Neoprene <b>86-2141</b> Round (86307)</p>	<p>Neoprene <b>86-2142</b> Round (86306)</p>	<p>Neoprene <b>86-2144</b> Round (86320)</p>	<p>Neoprene <b>86-2145</b> Round (86319)</p>
<p>Neoprene <b>86-2148</b> Round (86323)</p>	<p>Neoprene <b>86-2149</b> Round (86315)</p>	<p>Neoprene <b>86-2150</b> Round (86329)</p>	<p>Neoprene <b>86-2151</b> Round (86338)</p>





# C.V. BOOT ILLUSTRATIONS

 <p>Neoprene <b>86-2152</b> Round (86337)</p>	 <p>Neoprene <b>86-2153</b> Round (86324)</p>	 <p>Neoprene <b>86-2154</b> Trilobal (4) (86325)</p>	 <p>Neoprene <b>86-2156</b> Round (86336)</p>
 <p>Neoprene <b>86-2157</b> Trilobal (4) (86334)</p>	 <p>Neoprene <b>86-2158</b> Round (86333)</p>	 <p>Neoprene <b>86-2159</b> Round (86335)</p>	 <p>Neoprene <b>86-2160</b> Round (86332)</p>
 <p>Neoprene <b>86-2161</b> Round (86331)</p>	 <p>Neoprene <b>86-2163</b> Round (86350)</p>	 <p>Neoprene <b>86-2164</b> Round (86349)</p>	 <p>Neoprene <b>86-2166</b> Round (86301)</p>
 <p>Neoprene <b>86-2167</b> Round (86302)</p>	 <p>Neoprene <b>86-2168</b> Trilobal (8) (86308)</p>	 <p>Neoprene <b>86-2169</b> Trilobal (8) (86304)</p>	 <p>Neoprene <b>86-2170</b> Round (86305)</p>

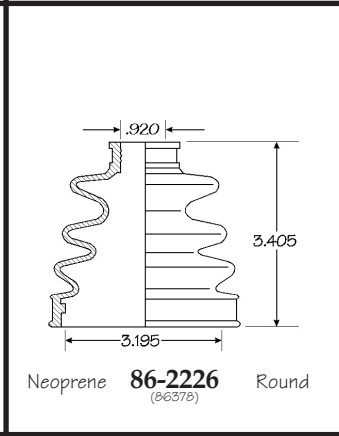
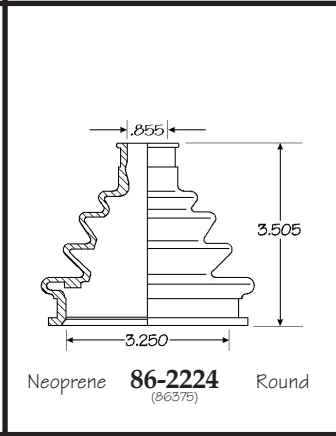
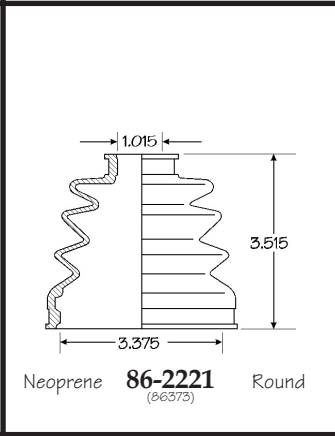
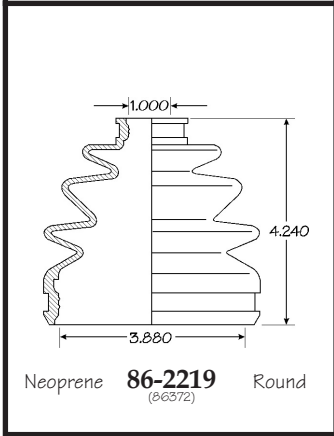
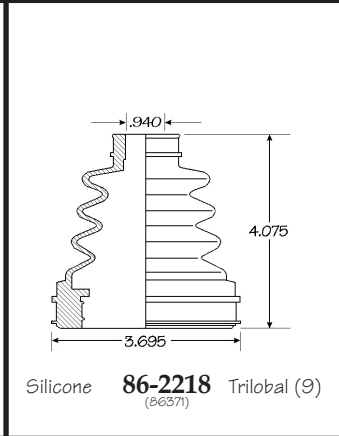
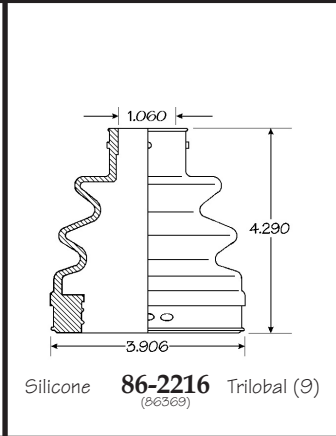
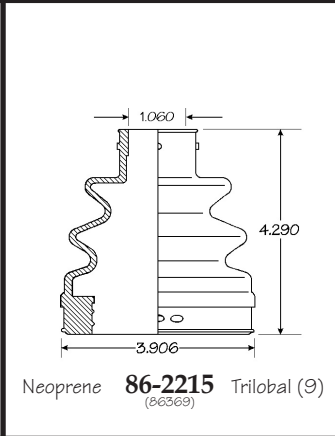
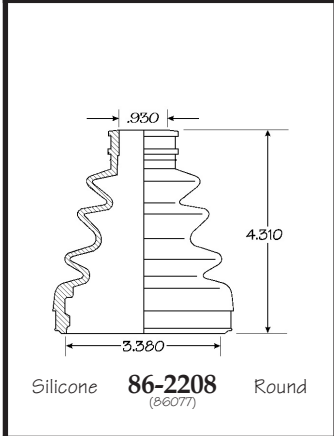
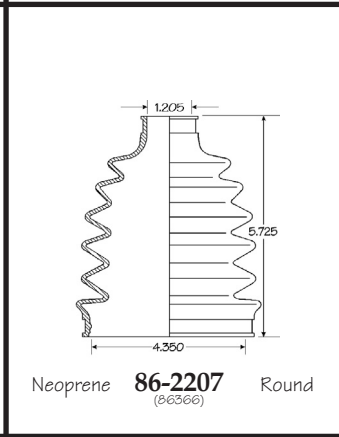
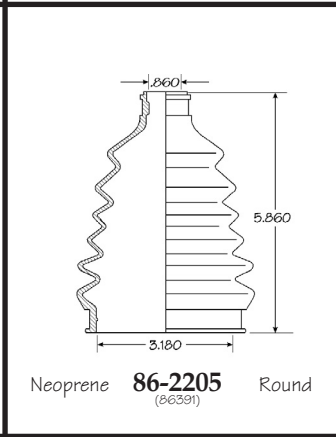
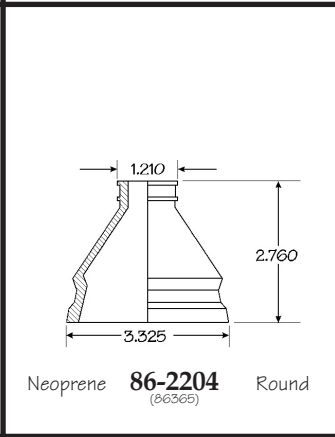
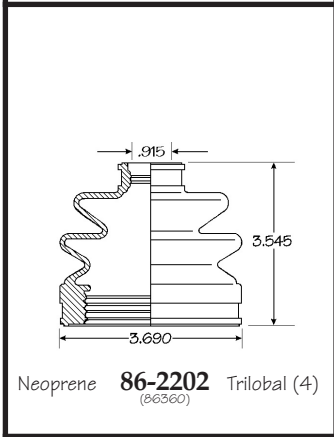
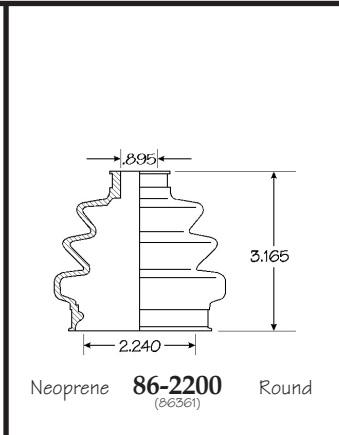
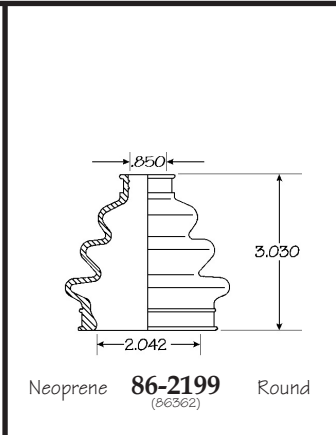
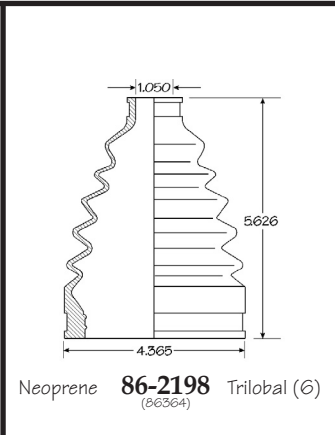
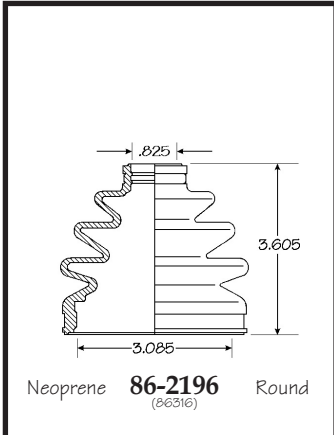


# C.V. BOOT ILLUSTRATIONS

<p>Neoprene <b>86-2171</b> Round (86309)</p>	<p>Neoprene <b>86-2172</b> Trilobal (8) (86310)</p>	<p>Neoprene <b>86-2174</b> Round (86336)</p>	<p>Neoprene <b>86-2175</b> Round (86352)</p>
<p>Neoprene <b>86-2177</b> Round (86354)</p>	<p>Neoprene <b>86-2178</b> Round (86355)</p>	<p>Neoprene <b>86-2180</b> Round (86314)</p>	<p>Neoprene <b>86-2181</b> Round (86351)</p>
<p>Neoprene <b>86-2182</b> Round (86348)</p>	<p>Neoprene <b>86-2185</b> Round (86311)</p>	<p>Neoprene <b>86-2187</b> Round (86326)</p>	<p>Neoprene <b>86-2188</b> Round (86327)</p>
<p>Neoprene <b>86-2190</b> Round (86347)</p>	<p>Neoprene <b>86-2191</b> Round (86346)</p>	<p>Neoprene <b>86-2193</b> Round (86344)</p>	<p>Neoprene <b>86-2194</b> Trilobal (4) (86343)</p>

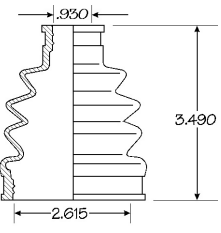
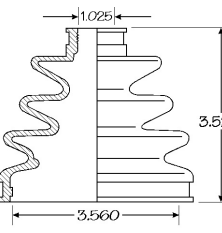
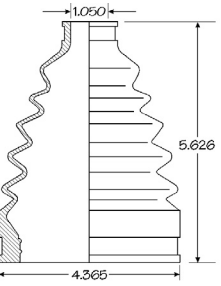
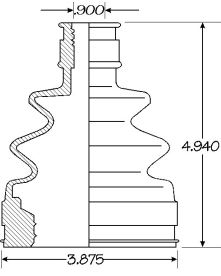
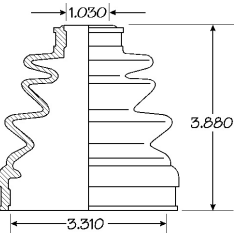
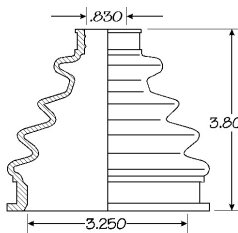
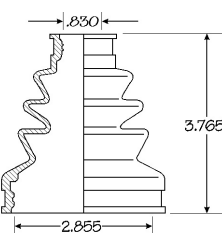
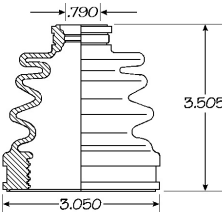
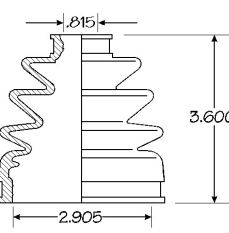
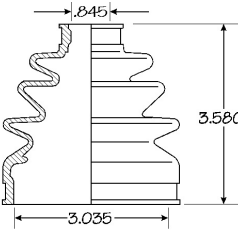
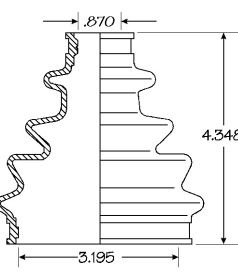
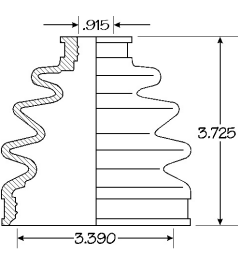
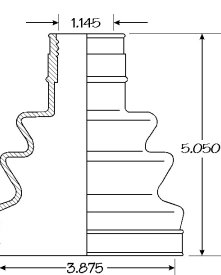
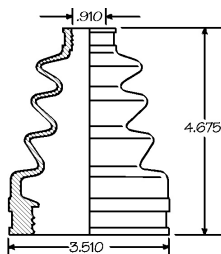
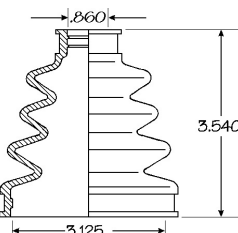
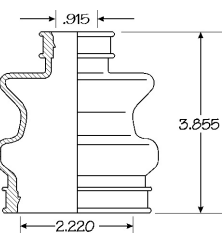


# C.V. BOOT ILLUSTRATIONS



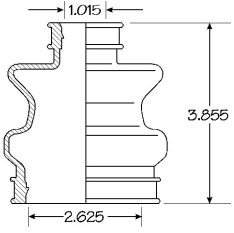
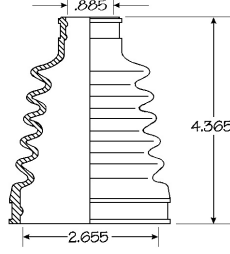
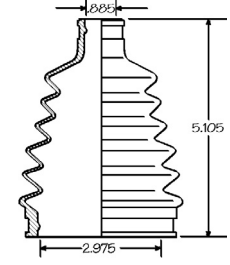
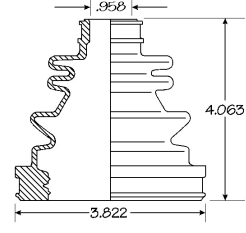
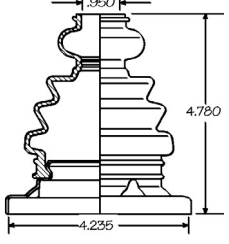
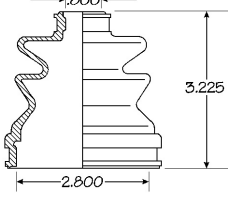
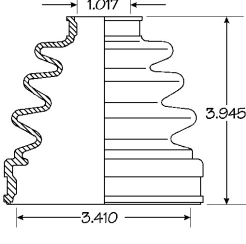
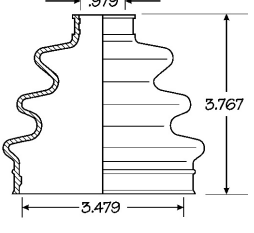
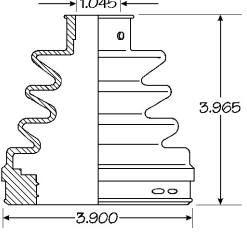
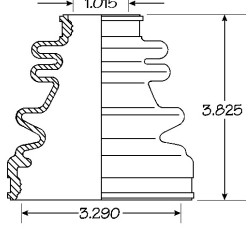
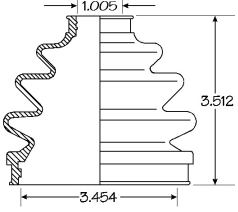
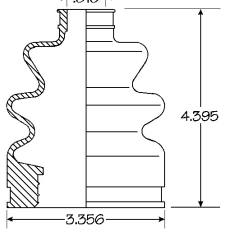
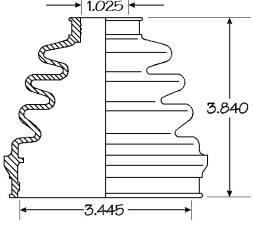
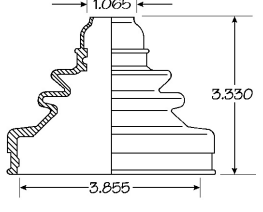
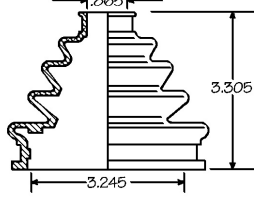
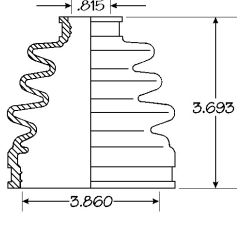


# C.V. BOOT ILLUSTRATIONS

 <p>Neoprene <b>86-2227</b> Round (86373)</p>	 <p>Neoprene <b>86-2228</b> Round (86380)</p>	 <p>Neoprene <b>86-2229</b> Trilobal (7) (86384)</p>	 <p>Neoprene <b>86-2230</b> Trilobal (7) (86381)</p>
 <p>Neoprene <b>86-2231</b> Round (86370)</p>	 <p>Neoprene <b>86-2232</b> Round (86374)</p>	 <p>Neoprene <b>86-2233</b> Round (86385)</p>	 <p>Neoprene <b>86-2234</b> Trilobal (4) (86388)</p>
 <p>Neoprene <b>86-2235</b> Round (86387)</p>	 <p>Neoprene <b>86-2236</b> Round (86388)</p>	 <p>Neoprene <b>86-2237</b> Round (86386)</p>	 <p>Neoprene <b>86-2238</b> Round (86383)</p>
 <p>Neoprene <b>86-2240</b> Round (86390)</p>	 <p>Neoprene <b>86-2241</b> Trilobal (4) (86397)</p>	 <p>Neoprene <b>86-2243</b> Round (86401)</p>	 <p>Neoprene <b>86-2251</b> Round (86396)</p>

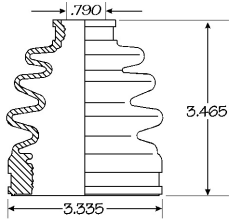
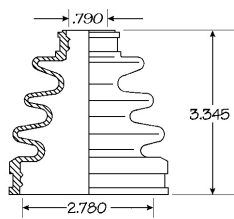
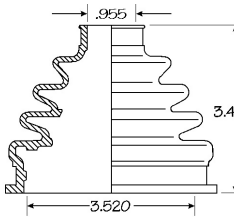
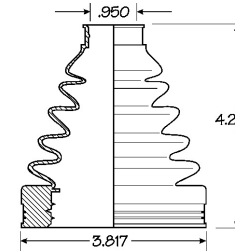
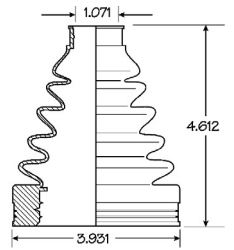
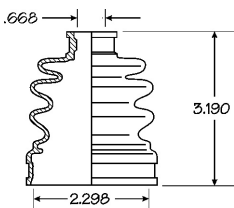
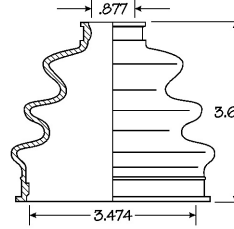
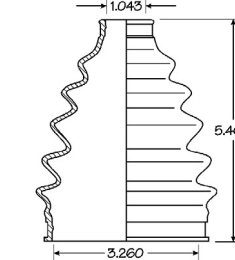
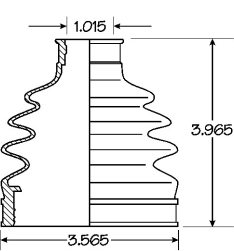
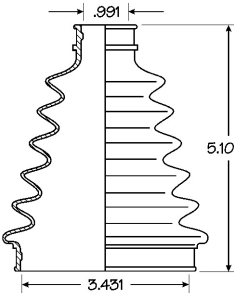
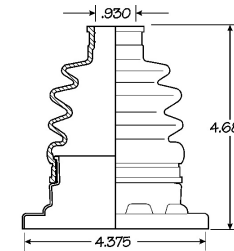
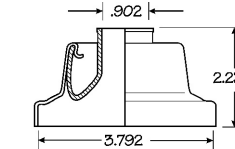
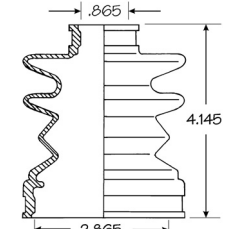
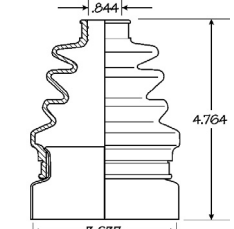
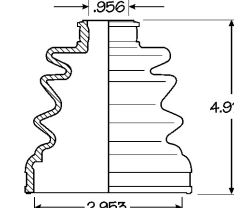
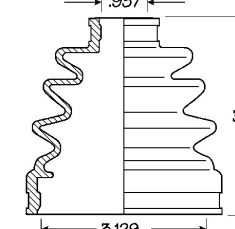


# C.V. BOOT ILLUSTRATIONS

 <p>Neoprene <b>86-2252</b> Round (86395)</p>	 <p>Neoprene <b>86-2254</b> Round (86402)</p>	 <p>Neoprene <b>86-2255</b> Round (86398)</p>	 <p>Neoprene <b>86-2256</b> Trilobal (9) (86403)</p>
 <p>Neoprene <b>86-2257</b> Round (86131) (Round Metal Base)</p>	 <p>Silicone <b>86-2258</b> Round (86345)</p>	 <p>Neoprene <b>86-2260</b> Round (86421)</p>	 <p>Neoprene <b>86-2263</b> Round (86405)</p>
 <p>Neoprene <b>86-2265</b> Trilobal (8) (86406)</p>	 <p>Neoprene <b>86-2266</b> Round (86407)</p>	 <p>Neoprene <b>86-2268</b> Round (86408)</p>	 <p>Neoprene <b>86-2270</b> Trilobal (4) (86409)</p>
 <p>Neoprene <b>86-2271</b> Round (86410)</p>	 <p>Neoprene <b>86-2273</b> Round (86412)</p>	 <p>Neoprene <b>86-2276</b> Round (86414)</p>	 <p>Neoprene <b>86-2277</b> Round (86415)</p>

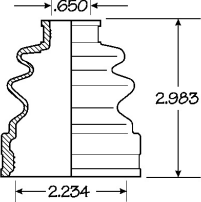
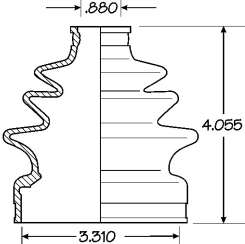
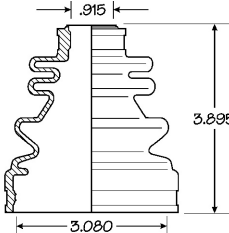
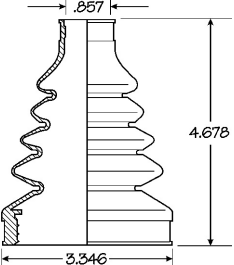
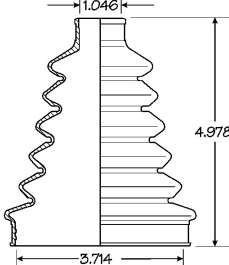
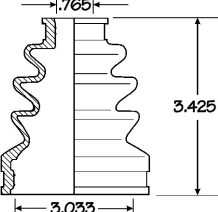
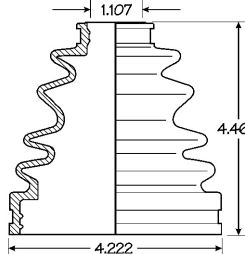
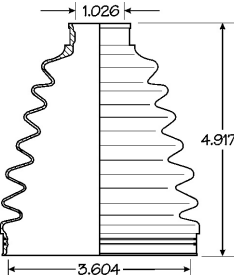
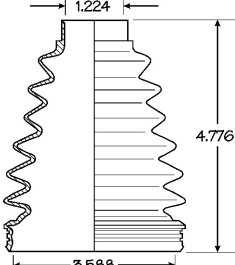
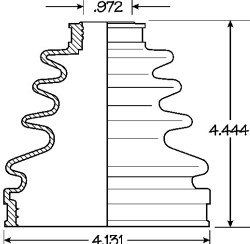
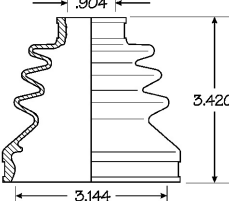
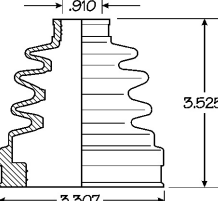
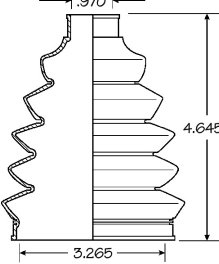
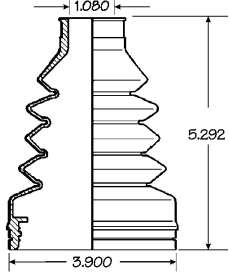
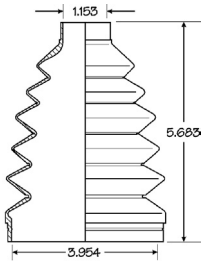
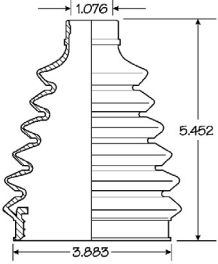


# C.V. BOOT ILLUSTRATIONS

 <p>Neoprene <b>86-2278</b> Trilobal (9) (86416)</p>	 <p>Neoprene <b>86-2279</b> Round (86417)</p>	 <p>Neoprene <b>86-2281</b> Round (86418)</p>	 <p>Neoprene <b>86-2282</b> Trilobal (9) (86419)</p>
 <p>Neoprene <b>86-2283</b> Trilobal (9) (86420)</p>	 <p>Neoprene <b>86-2284</b> Round (86422)</p>	 <p>Neoprene <b>86-2285</b> Round (86359A)</p>	 <p>Neoprene <b>86-2286</b> Round (86423)</p>
 <p>Neoprene <b>86-2289</b> Trilobal (4) (86426)</p>	 <p>Neoprene <b>86-2290</b> Round (86427)</p>	 <p>Neoprene <b>86-2294</b> Round (86379) (Round Metal Base)</p>	 <p>Neoprene <b>86-2295</b> Round (86465) (Round Metal Base)</p>
 <p>Silicone <b>86-2298</b> Round (86357)</p>	 <p>Neoprene <b>86-2300</b> Round (86318) (Round Metal Base)</p>	 <p>Neoprene <b>86-2306</b> Round (86431)</p>	 <p>Neoprene <b>86-2308</b> Round (86433)</p>



# C.V. BOOT ILLUSTRATIONS

 <p>Neoprene <b>86-2310</b> Round (86434)</p>	 <p>Neoprene <b>86-2311</b> Round (86435)</p>	 <p>Neoprene <b>86-2313</b> Round (86437)</p>	 <p>Neoprene <b>86-2314</b> Trilobal (4) (86438)</p>
 <p>Neoprene <b>86-2315</b> Round (86439)</p>	 <p>Neoprene <b>86-2317</b> Round (86454)</p>	 <p>Neoprene <b>86-2318</b> Trilobal (9) (86440)</p>	 <p>Neoprene <b>86-2319</b> Round (86441)</p>
 <p>Neoprene <b>86-2320</b> Round (86442)</p>	 <p>Neoprene <b>86-2321</b> Trilobal (4) (86443)</p>	 <p>Neoprene <b>86-2322</b> Round (86444)</p>	 <p>Neoprene <b>86-2323</b> Trilobal (4) (86445)</p>
 <p>Neoprene <b>86-2324</b> Round (86447)</p>	 <p>Neoprene <b>86-2325</b> Trilobal (11) (86448)</p>	 <p>Neoprene <b>86-2326</b> Round (86449)</p>	 <p>Neoprene <b>86-2327</b> Trilobal (12) (86450)</p>



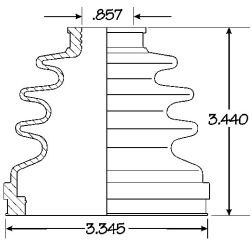
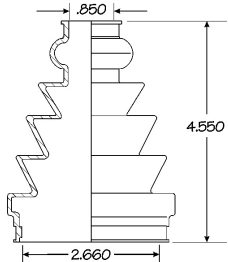
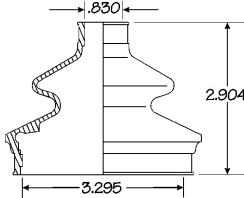
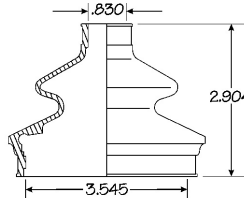
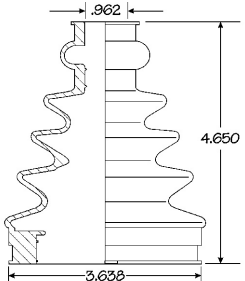
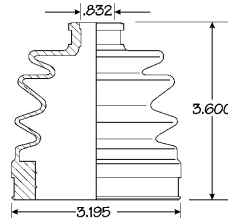
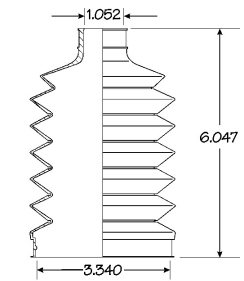
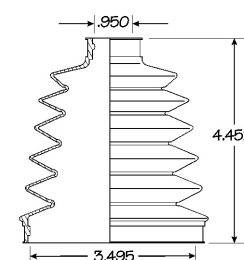
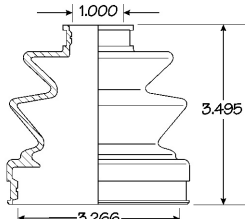
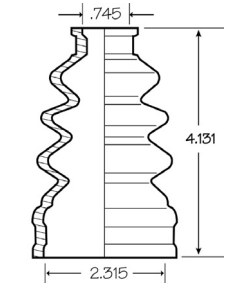
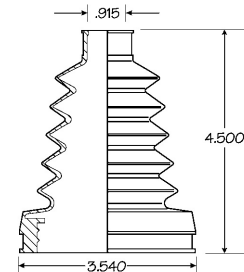
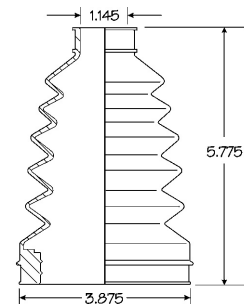
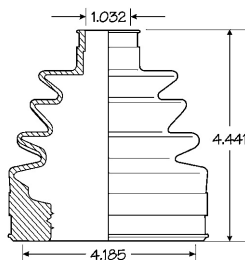
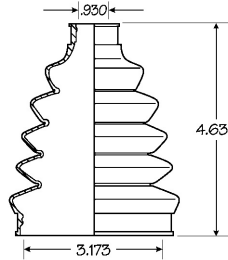
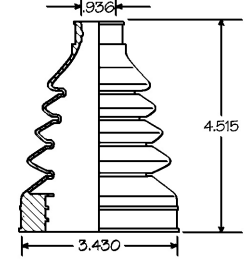
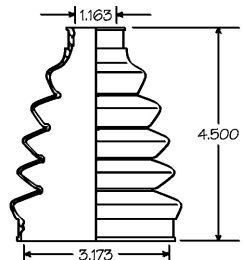
# C.V. BOOT ILLUSTRATIONS

<p>Neoprene <b>86-2331</b> Round (86457)</p>	<p>Neoprene <b>86-2332</b> Round (86460)</p>	<p>Neoprene <b>86-2334</b> Round (86458)</p>	<p>Neoprene <b>86-2336</b> Round (86462)</p>
<p>Neoprene <b>86-2337</b> Round (86463)</p>	<p>Neoprene <b>86-2338</b> Round (86464)</p>	<p>Neoprene <b>86-2340</b> Round (86466)</p>	<p>Neoprene <b>86-2341</b> Round (86467)</p>
<p>Neoprene <b>86-2342</b> Round (86468)</p>	<p>Neoprene <b>86-2343</b> Round (86469)</p>	<p>Neoprene <b>86-2346</b> Trilobal (15) (86472)</p>	<p>Neoprene <b>86-2348</b> Round</p>
<p>Neoprene <b>86-2352</b> Round</p>	<p>Neoprene <b>86-2353</b> Round</p>	<p>Neoprene <b>86-2354</b> Trilobal (11)</p>	<p>Neoprene <b>86-2355</b> Trilobal (13)</p>





# C.V. BOOT ILLUSTRATIONS

 <p>Neoprene <b>86-2358</b> Trilobal (13)</p>	 <p>Neoprene <b>86-2359</b> Round</p>	 <p>Neoprene <b>86-2361</b> Round</p>	 <p>Neoprene <b>86-2362</b> Round</p>
 <p>Neoprene <b>86-2365</b> Trilobal (14)</p>	 <p>Neoprene <b>86-2366</b> Trilobal (12)</p>	 <p>Neoprene <b>86-2367</b> Round</p>	 <p>Neoprene <b>86-2368</b> Round</p>
 <p>Neoprene <b>86-2370</b> Round</p>	 <p>Neoprene <b>86-2371</b> Round</p>	 <p>Neoprene <b>86-2372</b> Trilobal (13)</p>	 <p>Neoprene <b>86-2373</b> Trilobal (11)</p>
 <p>Neoprene <b>86-2374</b> Trilobal (7)</p>	 <p>Neoprene <b>86-2375</b> Round</p>	 <p>Neoprene <b>86-2376</b> Trilobal (8)</p>	 <p>Neoprene <b>86-2377</b> Round</p>

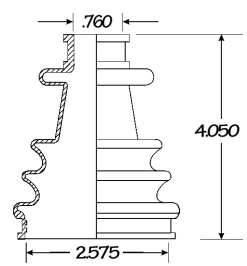
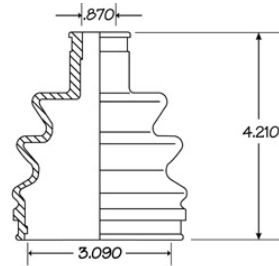
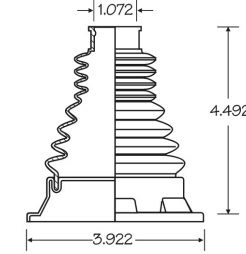
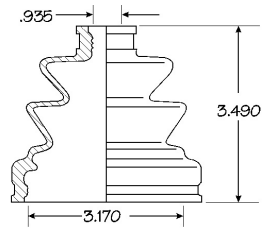
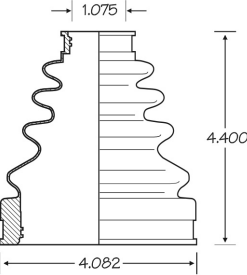
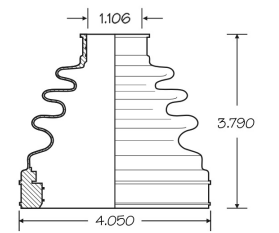
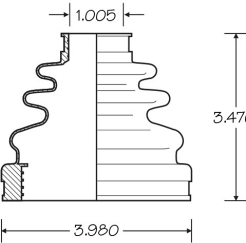
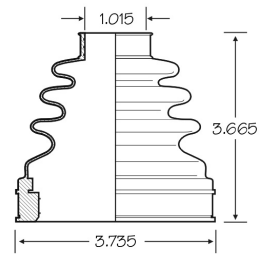
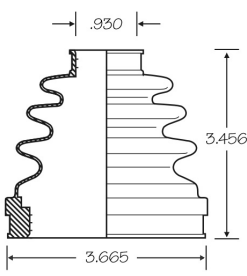
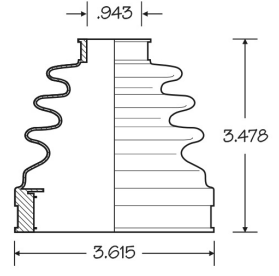
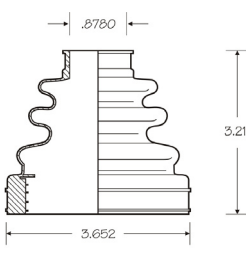
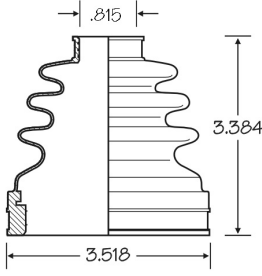
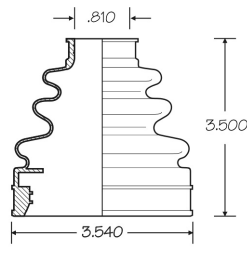
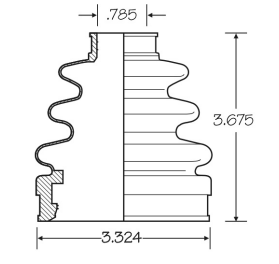
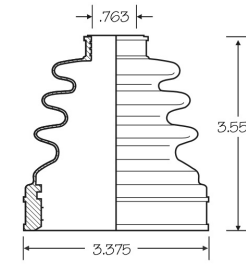
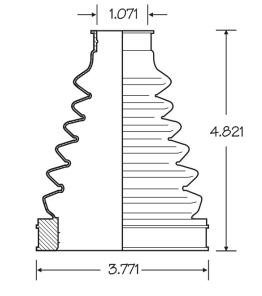


# C.V. BOOT ILLUSTRATIONS

<p>Neoprene <b>86-2379</b> Trilobal (10)</p>	<p>Neoprene <b>86-2381</b> Round</p>	<p>Neoprene <b>86-2382</b> Trilobal (12)</p>	<p>Neoprene <b>86-2383</b> Round</p>
<p>Neoprene <b>86-2385</b> Round</p>	<p>Neoprene <b>86-2386</b> Round</p>	<p>Neoprene <b>86-2388</b> Trilobal (13)</p>	<p>Neoprene <b>86-2389</b> Round</p>
<p>Neoprene <b>86-2397</b> Round</p>	<p>Neoprene <b>86-2401</b> Trilobal (10)</p>	<p>Neoprene <b>86-2403</b> Round</p>	<p>Neoprene <b>86-2404</b> Round</p>
<p>Neoprene <b>86-2405</b> Trilobal (13)</p>	<p>Neoprene <b>86-2407</b> Trilobal (12)</p>	<p>Neoprene <b>86-2409</b> Trilobal (17)</p>	<p>Neoprene <b>86-2410</b> Trilobal (16)</p>



# C.V. BOOT ILLUSTRATIONS

 <p>Neoprene <b>86-2411</b> Round (86-2411)</p>	 <p>Neoprene <b>86-2412</b> Round (86-2412)</p>	 <p>Neoprene <b>86-2413</b> Round (Round Metal Base)</p>	 <p>Silicone <b>86-2415</b> Round (86059)</p>
 <p>Neoprene <b>86-2417</b> Trilobal (18)</p>	 <p>Neoprene <b>86-2418</b> Trilobal (18)</p>	 <p>Neoprene <b>86-2420</b> Trilobal (14)</p>	 <p>Neoprene <b>86-2421</b> Trilobal (18)</p>
 <p>Neoprene <b>86-2422</b> Trilobal (14)</p>	 <p>Neoprene <b>86-2424</b> Trilobal (14)</p>	 <p>Neoprene <b>86-2425</b> Trilobal (14)</p>	 <p>Neoprene <b>86-2426</b> Trilobal (15)</p>
 <p>Neoprene <b>86-2427</b> Trilobal (15)</p>	 <p>Neoprene <b>86-2428</b> Trilobal (15)</p>	 <p>Neoprene <b>86-2429</b> Trilobal (15)</p>	 <p>Neoprene <b>86-2430</b> Trilobal (15)</p>



# C.V. BOOT ILLUSTRATIONS

<p>Neoprene <b>86-2431</b> Trilobal (16)</p>	<p>Neoprene <b>86-2432</b> Trilobal (15)</p>	<p>Neoprene <b>86-2434</b> Trilobal (8)</p>	<p>Neoprene <b>86-2435</b> Trilobal (11)</p>
<p>Neoprene <b>86-2437</b> Trilobal (12)</p>	<p>Neoprene <b>86-2438</b> Trilobal (11)</p>	<p>Neoprene <b>86-2439</b> Trilobal (13)</p>	<p>Neoprene <b>86-2440</b> Trilobal (8)</p>
<p>Neoprene <b>86-2441</b> Trilobal (12)</p>	<p>Neoprene <b>86-2442</b> Trilobal (13)</p>	<p>Neoprene <b>86-2443</b> Trilobal (13)</p>	<p>Neoprene <b>86-2444</b> Trilobal (13)</p>
<p>Neoprene <b>86-2445</b> Trilobal (13)</p>	<p>Neoprene <b>86-2446</b> Trilobal (11)</p>	<p>Neoprene <b>86-2447</b> Trilobal (13)</p>	<p>Neoprene <b>86-2448</b> Trilobal (12)</p>



















# C.V. BOOT ILLUSTRATIONS

<p>Neoprene <b>86-2449</b> Trilobal (13)</p>	<p>Neoprene <b>86-2450</b> Trilobal (11)</p>	<p>Neoprene <b>86-2451</b> Trilobal (11)</p>	<p>Neoprene <b>86-2452</b> Round</p>
<p>Neoprene <b>86-2453</b> Round</p>	<p>Neoprene <b>86-2454</b> Round</p>	<p>Neoprene <b>86-2455</b> Round</p>	<p>Neoprene <b>86-2456</b> Round</p>
<p>Neoprene <b>86-2457</b> Round</p>	<p>Neoprene <b>86-2459</b> Trilobal (11)</p>	<p>Neoprene <b>86-2461</b> Round</p>	<p>Neoprene <b>86-2464</b> Trilobal (11)</p>
<p>Neoprene <b>86-2465</b> Trilobal (11)</p>	<p>Neoprene <b>86-2466</b> Trilobal (11)</p>	<p>Neoprene <b>86-2467</b> Trilobal (12)</p>	<p>Neoprene <b>86-2468</b> Trilobal (11)</p>














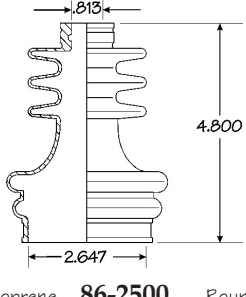
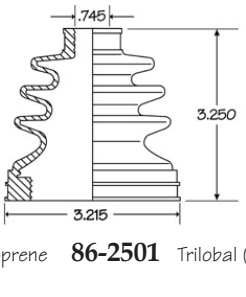
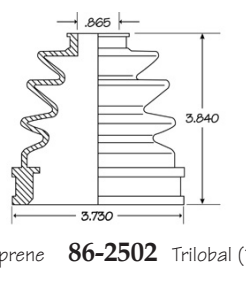


# C.V. BOOT ILLUSTRATIONS

 <p>Neoprene <b>86-2469</b> Trilobal (12)</p>	 <p>Neoprene <b>86-2470</b> Trilobal (14)</p>	 <p>Neoprene <b>86-2471</b> Round</p>	 <p>Neoprene <b>86-2472</b> Trilobal (14)</p>
 <p>Neoprene <b>86-2473</b> Trilobal (11)</p>	 <p>Neoprene <b>86-2474</b> Trilobal (11)</p>	 <p>Neoprene <b>86-2475</b> Trilobal (11)</p>	 <p>Neoprene <b>86-2476</b> Trilobal (11)</p>
 <p>Neoprene <b>86-2477</b> Trilobal (11)</p>	 <p>Neoprene <b>86-2478</b> Trilobal (11)</p>	 <p>Neoprene <b>86-2479</b> Trilobal (14)</p>	 <p>Neoprene <b>86-2481</b> Trilobal (13)</p>
 <p>Neoprene <b>86-2482</b> Trilobal (11)</p>	 <p>Neoprene <b>86-2483</b> Trilobal (11)</p>	 <p>Neoprene <b>86-2484</b> Trilobal (11)</p>	 <p>Neoprene <b>86-2485</b> Trilobal (14)</p>

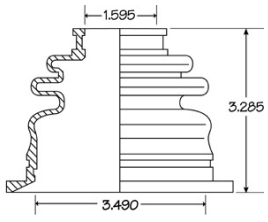
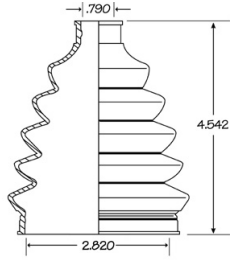









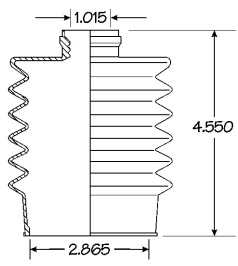
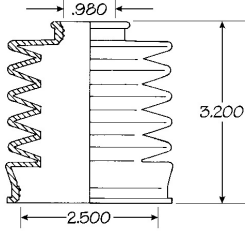
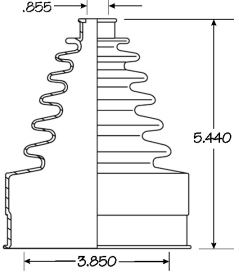


# C.V. BOOT ILLUSTRATIONS

 <p>Neoprene <b>86-2486</b> Trilobal (14)</p>	 <p>Neoprene <b>86-2487</b> Trilobal (14)</p>	 <p>Neoprene <b>86-2488</b> Trilobal (18)</p>	 <p>Neoprene <b>86-2489</b> Trilobal (9)</p>
 <p>Neoprene <b>86-2490</b> Trilobal (18)</p>	 <p>Neoprene <b>86-2492</b> Trilobal (11)</p>	 <p>Neoprene <b>86-2493</b> Trilobal (11)</p>	 <p>Neoprene <b>86-2494</b> Trilobal (11)</p>
 <p>Neoprene <b>86-2495</b> Trilobal (12)</p>	 <p>Neoprene <b>86-2496</b> Trilobal (11)</p>	 <p>Neoprene <b>86-2497</b> Trilobal (11)</p>	 <p>Neoprene <b>86-2498</b> Trilobal (13)</p>
 <p>Neoprene <b>86-2499</b> Trilobal (18)</p>	 <p>Neoprene <b>86-2500</b> Round <small>(86382)</small></p>	 <p>Neoprene <b>86-2501</b> Trilobal (8)</p>	 <p>Neoprene <b>86-2502</b> Trilobal (12)</p>



# C.V. BOOT ILLUSTRATIONS

 <p>Neoprene <b>86-2503</b> Round</p>	 <p>Neoprene <b>86-2504</b> Round</p>	 <p>Neoprene <b>86-2505</b> Trilobal (11)</p>	 <p>Neoprene <b>86-2506</b> Trilobal (12)</p>
 <p>Neoprene <b>86-2507</b> Trilobal (11)</p>	 <p>Neoprene <b>86-2508</b> Trilobal (18)</p>	 <p>Neoprene <b>86-2509</b> Trilobal (18)</p>	 <p>Neoprene <b>86-2510</b> Trilobal (11)</p>
 <p>Neoprene <b>86-2511</b> Round</p>	 <p>Neoprene <b>86-2512</b> Round</p>	 <p>Neoprene <b>86-2513</b> Trilobal (14)</p>	 <p>Neoprene <b>86-9301</b> Round</p>
 <p>Neoprene <b>86-9304</b> Round</p>	 <p>Neoprene <b>86-9306</b> Round</p>		





# TRILOBAL BASE ILLUSTRATIONS

 Trilobal Pattern #1	 Trilobal Pattern #2	 Trilobal Pattern #3	 Trilobal Pattern #4
 Trilobal Pattern #5	 Trilobal Pattern #6	 Trilobal Pattern #7	 Trilobal Pattern #8
 Trilobal Pattern #9	 Trilobal Pattern #10	 Trilobal Pattern #11	 Trilobal Pattern #12
 Trilobal Pattern #13	 Trilobal Pattern #14	 Trilobal Pattern #15	 Trilobal Pattern #16
 Trilobal Pattern #17	 Trilobal Pattern #18	 OE 2 Piece Boot      EMPI 1 Piece Replacement	



# C.V. BOOT SUBSTITUTES















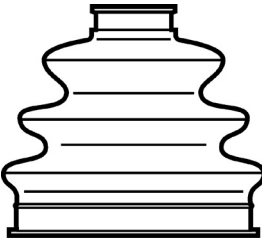

EMPI replaces Thermoplastic (Hard Plastic) Boots, both one piece and Inboard two piece Trilobal Boots (Boot & Adaptor), with a one-piece Neoprene Boot. The drawings shown below represent the physical differences (If any) between the OEM thermoplastic boot and the corresponding EMPI neoprene replacement boot. In all OEM applications, thermoplastic boots had trilobal adaptors, EMPI's neoprene boots are molded as one solid piece.

86-1056	OEM Thermoplastic	86-1060	OEM Thermoplastic
86-1085	OEM Thermoplastic	86-1101	OEM Thermoplastic
86-2119	OEM Thermoplastic	86-2123	OEM Thermoplastic
86-2166	OEM Thermoplastic	86-2215	OEM Thermoplastic



# C.V. BOOT SUBSTITUTES

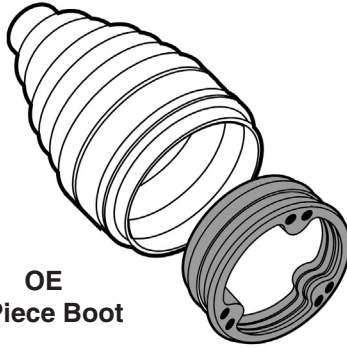
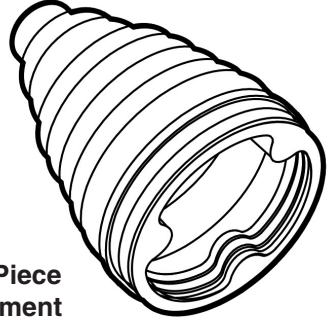
EMPI replaces Thermoplastic (Hard Plastic) Boots, both one piece and Inboard two piece Trilobal Boots (Boot & Adaptor), with a one-piece Neoprene Boot. The drawings shown below represent the physical differences (If any) between the OEM thermoplastic boot and the corresponding EMPI neoprene replacement boot. In all OEM applications, thermoplastic boots had trilobal adaptors, EMPI's neoprene boots are molded as one solid piece.

 86-2230	 OEM Thermoplastic	 86-2237	 OEM Thermoplastic
 86-2240	 OEM Thermoplastic	 86-2241	 OEM Thermoplastic
 86-2263	 OEM Thermoplastic	 86-2265	 OEM Thermoplastic
 86-2270	 OEM Thermoplastic	 86-2285	 OEM Thermoplastic



# C.V. BOOT SUBSTITUTES

EMPI replaces Thermoplastic (Hard Plastic) Boots, both one piece and Inboard two piece Trilobal Boots (Boot & Adaptor), with a one-piece Neoprene Boot. The drawings shown below represent the physical differences (If any) between the OEM thermoplastic boot and the corresponding EMPI neoprene replacement boot. In all OEM applications, thermoplastic boots had trilobal adaptors, EMPI's neoprene boots are molded as one solid piece.

 <p><b>OE 2 Piece Boot</b></p>	 <p><b>EMPI 1 Piece Replacement</b></p>




# C.V. BOOT SUBSTITUTES


**Silicone vs. Neoprene**.....Many rebuilders choose not to use silicone C.V. boots. Listed below are the neoprene replacements for the OEM silicone boots listed in our C.V. boot catalog.

Silicone	Neoprene
86-1055 .....	86-1053
86-1061 .....	86-1058
86-1069 .....	86-1067
86-2110 .....	86-2108
86-2114 .....	86-2108
86-2208 .....	86-1193

Silicone	Neoprene
86-2216 .....	86-2215
86-2218 .....	86-2414
86-2258 .....	86-2193
86-2298 .....	86-1098
86-2415 .....	86-1115



Silicone



Neoprene Replacement

Design Variations			
<p><b>86-2148</b> OEM Design</p>	<p><b>86-2381*</b> EMPI Design</p>	<p><b>86-2205</b> OEM Design</p>	<p><b>86-2123*</b> EMPI Design</p>
<p><b>86-2326</b> OEM Design</p>	<p><b>86-2240</b> EMPI Design</p>	<p><b>86-2342</b> OEM Design</p>	<p><b>86-2119</b> EMPI Design</p>

Note: Part numbers with (\*) next to it are listed in the buyers guide, but not in the application section.



# C.V. BOOT TEST SPECIFICATIONS

EMPI manufactures the finest C.V. Boots available in the aftermarket today.

Below are the test results of the **Neoprene** compound used to manufacture EMPI C.V. Boots

The Tests Were conducted to the following ASTM Standards

ASTM 5BC 614 A<sub>14</sub> B<sub>14</sub> C<sub>12</sub> EO<sub>14</sub> EO<sub>34</sub> F<sub>17</sub> G<sub>21</sub>

PROPERTY	SPECIFICATION	TEST RESULTS
Hardness, Shore A .....	60+/-5.....	65
Tensile Strength. MPa (PSI) min.....	14 (2041).....	15.2 (2225)
Elongation % min.....	350 .....	350
Specific Gravity.....	N/A .....	1.36
<b>A<sub>14</sub> Heat Resistance ASTM D-573</b>		
70 Hours @ 100 deg C		
Change in Hardness, max points .....	+15.....	+3
Change in Tensile Strength, max.....	-15%.....	-3%
Change in Elongation, max .....	-40%.....	-31%
<b>B<sub>14</sub> Compression Set, ASTM D-395</b>		
Method B, 22 Hours @ 100 deg C, max.....		
	35%.....	24%
<b>C<sub>12</sub> Resistance to Ozone .....</b>		
	100 .....	100
<b>ASTM D-1171</b>		
<b>EO<sub>14</sub> Fluid Resistance, ASTM D-471</b>		
No. 1 Oil, 70 Hours @ 100 deg C		
Change in hardness, points.....	+/- 10.....	+8
Change in Tensile Strength, max.....	-30%.....	+4%
Change in Elongation, max .....	-30%.....	-19%
Change in Volume, % .....	-10% to +15% .....	-4%
<b>EO<sub>34</sub> Fluid Resistance, ASTM D-471</b>		
No. 3 Oil, 70 Hours @ 100 deg C		
Change in Tensile Strength, max.....	-60%.....	-43%
Change in Elongation, max .....	-60%.....	-48%
Change in Volume, max.....	+100%.....	+52%
<b>F<sub>17</sub> Low Temperature Brittleness</b>		
ASTM D-2137, Method A. 9. 3. 2.		
Non-brittle after 3 min. @ -40 deg C.....	Pass .....	Pass
<b>G<sub>21</sub> Tear Resistance, ASTM D-624. Die C.</b>		
10 MPa tensile load, min KN/m.....	26 .....	33



# C.V. BOOT MOLD NUMBERS


Mold number can be found on the bottom of every EMPI C.V. Boot. On some C.V. Boots the mold number is different than the part number. In those cases, please refer to this list for proper identification.

MOLD #	EMPI #	MOLD #	EMPI #	MOLD #	EMPI #	MOLD #	EMPI #	MOLD #	EMPI #
86000.....	86-2119	86064.....	86-2106	86131.....	86-1100	86351.....	86-2181	86417.....	86-2279
86001.....	86-2123	86066.....	86-1031	86131.....	86-2257	86352.....	86-2175	86418.....	86-2281
86002.....	86-1174	86067.....	86-1182	86132.....	86-1127	86354.....	86-2177	86419.....	86-2282
86003.....	86-1123	86069.....	86-1103	86133.....	86-2132	86355.....	86-2178	86420.....	86-2283
86004.....	86-1050	86070.....	86-1196	86134.....	86-1135	86356.....	86-2174	86421.....	86-2260
86005.....	86-1018	86071.....	86-1106	86135.....	86-1147	86357.....	86-1098	86422.....	86-2284
86006.....	86-1032	86073.....	86-1157	86141.....	86-1152	86357.....	86-2298	86423.....	86-2286
86007.....	86-1008	86074.....	86-2128	86142.....	86-2101	86358.....	86-1011	86426.....	86-2289
86008.....	86-1056	86075.....	86-1186	86143.....	86-2133	86360.....	86-2202	86427.....	86-2290
86009.....	86-1052	86076.....	86-1187	86144.....	86-2242	86361.....	86-2200	86431.....	86-2306
86010.....	86-1080	86077.....	86-1193	86145.....	86-1094	86362.....	86-2199	86432.....	86-2307
86012.....	86-1065	86077.....	86-2208	86146.....	86-1139	86363.....	86-2137	86433.....	86-2308
86013.....	86-1051	86078.....	86-1194	86148.....	86-1072	86364.....	86-2198	86434.....	86-2310
86014.....	86-1009	86079.....	86-1092	86149.....	86-1132	86365.....	86-2204	86435.....	86-2311
86015.....	86-1066	86080.....	86-1036	86300.....	86-2165	86366.....	86-2207	86437.....	86-2313
86016.....	86-1010	86082.....	86-1048	86301.....	86-2166	86369.....	86-2215	86438.....	86-2314
86017.....	86-1067	86083.....	86-1014	86302.....	86-2167	86369.....	86-2216	86439.....	86-2315
86019.....	86-2107	86084.....	86-1170	86303.....	86-2168	86370.....	86-2231	86440.....	86-2318
86020.....	86-1084	86085.....	86-1003	86304.....	86-2169	86371.....	86-2217	86441.....	86-2319
86021.....	86-1108	86086.....	86-1181	86305.....	86-2170	86371.....	86-2218	86442.....	86-2320
86022.....	86-1085	86087.....	86-1145	86306.....	86-2142	86372.....	86-2219	86443.....	86-2321
86023.....	86-1185	86088.....	86-1134	86307.....	86-2141	86373.....	86-2221	86444.....	86-2322
86024.....	86-1101	86089.....	86-1136	86309.....	86-2171	86374.....	86-2232	86445.....	86-2323
86025.....	86-1086	86091.....	86-1034	86310.....	86-2172	86375.....	86-2224	86447.....	86-2324
86026.....	86-1029	86092.....	86-1155	86311.....	86-2185	86378.....	86-2226	86448.....	86-2325
86027.....	86-1030	86093.....	86-1076	86312.....	86-2103	86379.....	86-2227	86449.....	86-2326
86028.....	86-1137	86096.....	86-1183	86314.....	86-2180	86379.....	86-2294	86450.....	86-2327
86029.....	86-1047	86097.....	86-2108	86315.....	86-2149	86380.....	86-2228	86454.....	86-2317
86030.....	86-1049	86097.....	86-2110	86316.....	86-2196	86381.....	86-2230	86455.....	86-2329
86033.....	86-1016	86098.....	86-2124	86318.....	86-2300	86382.....	86-2500	86456.....	86-2330
86034.....	86-1015	86099.....	86-2127	86319.....	86-2145	86383.....	86-2238	86457.....	86-2331
86035.....	86-1022	86100.....	86-2121	86320.....	86-2144	86384.....	86-2229	86458.....	86-2334
86036.....	86-1129	86101.....	86-2131	86323.....	86-2148	86385.....	86-2233	86460.....	86-2332
86037.....	86-1125	86102.....	86-1140	86324.....	86-2153	86386.....	86-2237	86462.....	86-2336
86038.....	86-1122	86104.....	86-1113	86325.....	86-2154	86387.....	86-2235	86463.....	86-2337
86039.....	86-1064	86105.....	86-1175	86326.....	86-2187	86388.....	86-2236	86464.....	86-2338
86040.....	86-1068	86106.....	86-1012	86327.....	86-2188	86389.....	86-2234	86465.....	86-2295
86041.....	86-1042	86107.....	86-1021	86329.....	86-2150	86390.....	86-2240	86466.....	86-2340
86042.....	86-1028	86108.....	86-1057	86331.....	86-2161	86391.....	86-2205	86467.....	86-2341
86043.....	86-1027	86109.....	86-1063	86332.....	86-2160	86393.....	86-2255	86468.....	86-2342
86044.....	86-1188	86110.....	86-1070	86333.....	86-2158	86395.....	86-2252	86469.....	86-2343
86045.....	86-1107	86111.....	86-1073	86334.....	86-2157	86396.....	86-2251	86472.....	86-2346
86047.....	86-1037	86112.....	86-1075	86335.....	86-2159	86397.....	86-2241	86-930.....	86-9301
86048.....	86-1074	86113.....	86-1096	86336.....	86-2156	86400.....	86-2245	86-9303.....	86-9304
86050.....	86-1033	86115.....	86-1159	86337.....	86-2152	86401.....	86-2243		
86051.....	86-1173	86118.....	86-1184	86338.....	86-2151	86402.....	86-2254		
86053.....	86-1171	86120.....	86-2109	86339A.....	86-2285	86403.....	86-2256		
86055.....	86-1059	86120.....	86-2111	86341.....	86-2138	86405.....	86-2263		
86056.....	86-1156	86121.....	86-2114	86343.....	86-2194	86406.....	86-2265		
86057.....	86-1124	86122.....	86-1069	86344.....	86-2193	86407.....	86-2266		
86058.....	86-1038	86123.....	86-1061	86345.....	86-2192	86408.....	86-2268		
86059.....	86-1115	86124.....	86-1055	86345.....	86-2258	86409.....	86-2270		
86059S.....	86-2415	86126.....	86-1151	86346.....	86-2191	86410.....	86-2271		
86060.....	86-1197	86127.....	86-1176	86347.....	86-2190	86412.....	86-2273		
86061.....	86-1053	86128.....	86-2129	86348.....	86-2182	86414.....	86-2276		
86062.....	86-1060	86129.....	86-1079	86349.....	86-2164	86415.....	86-2277		
86063.....	86-1081	86130.....	86-1138	86350.....	86-2163	86416.....	86-2278		



# ADJUSTABLE STAINLESS STEEL CLAMPS

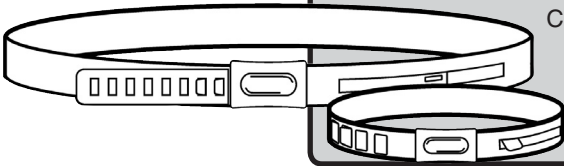
## EMPI Universal Clamps - 7mm Wide



- 86-5831** Universal Stainless Steel Clamp, Small, 7mm Wide, 7" Long (100 pcs. in Poly Bag)
- 86-5833** Universal Stainless Steel Clamp, Small, 7mm Wide, 7" Long (10 pcs. in Poly Bag)
- 86-5832** Universal Stainless Steel Clamp, Large, 7mm Wide, 14.5" Long (100 pcs. in Poly Bag)
- 86-5834** Universal Stainless Steel Clamp, Large, 7mm Wide, 14.5" Long (10 pcs. in Poly Bag)
- 86-5837** Universal Stainless Steel Clamp, Extra Large, 7mm Wide, 16.5" Long (100 pcs. in Poly Bag)
- 86-5838** Universal Stainless Steel Clamp, Extra Large, 7mm Wide, 16.5" Long (10 pcs. in Poly Bag)

**Uses standard crimp pliers. Clamps are shipped wrapped (Round).**

## STAINLESS ADJUSTABLE EAR CLAMPS



These Adjustable Stainless Steel Clamps are a great asset to Axle Rebuilders as many fewer part numbers have to be carried to cover all axle variations than with the Stepless Clamps. Clamps are sold in Bags of 10 Clamps or 100 Clamps. (See Listing Below)

- Example:
- 86-6270-0 (1) bag of 10 pieces.
  - 86-6170-0 (1) bag of 100 pieces.

### 7mm Wide Clamps

EMPI Part # (10 Pack)	EMPI Part # (100 Pack)	Range (mm) Closed-Open	Range (inches) Closed-Open
86-6270-0	86-6170-0	23.7-30.0	0.933-1.181
86-6281-0	86-6171-0	28.7-35.0	1.130-1.378
86-6272-0	86-6172-0	33.7-40.0	1.327-1.575
86-5273-0	86-5173-0	38.7-45.0	1.524-1.772
86-5274-0	86-5174-0	43.7-50.0	1.720-1.969
86-6275-0	86-6175-0	48.1-56.0	1.894-2.205
86-6276-0	86-6176-0	54.1-62.0	2.130-2.441
86-6277-0	86-6177-0	60.1-68.0	2.366-2.677
86-6278-0	86-6178-0	66.1-74.0	2.602-2.913
86-6279-0	86-6179-0	72.1-80.0	2.838-3.150
86-6280-0	86-6180-0	78.1-86.0	3.075-3.386
86-6281-0	86-6181-0	84.1-92.0	3.331-3.622
86-6282-0	86-6182-0	90.1-98.0	3.547-3.858
86-6283-0	86-6183-0	96.1-104.0	3.783-4.094
86-6284-0	86-6184-0	102.1-110.0	4.020-4.331
86-5285-0	86-5185-0	108.1-116.0	4.256-4.567

### 9mm Wide Clamps


EMPI Part # (10 Pack)	EMPI Part # (100 Pack)	Range (mm) Closed-Open	Range (inches) Closed-Open
86-5286-0	86-5186-0	64.6-72.0	2.543-2.835
86-5290-0	86-5190-0	88.1-96.0	3.469-3.780
86-5291-0	86-5191-0	94.1-102.0	3.705-4.016
86-5294-0	86-5194-0	112.1-120.0	4.413-4.724
86-5295-0	86-5195-0	118.1-126.0	4.650-4.961





# GREASE & RETAINING RINGS

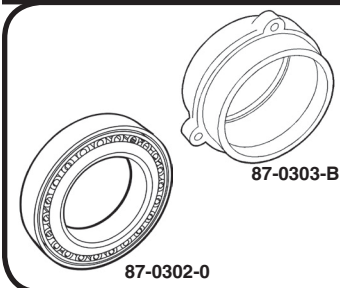
## EMPI Universal Clamps - 7mm Wide



EMPI's Stainless Steel Universal Clamps are 7mm wide and are supplied in lengths of 365mm and 750mm, which will fit all C.V. Boots currently in use. These are the same type of clamp as used in all EMPI C.V. Joint Kits. Easy installation. **No special tools required. Use common pliers to pull tight and close Buckle. Clamps are shipped wrapped (Round).**

- 86-5795** Universal Clamp Kit, Pair (1-365mm and 1-750mm Clamp, Skinpacked)
- 86-5365** Universal Clamp 7mm Wide, 365mm Long (100 pcs. in Poly Bag)
- 86-5366** Universal Clamp 7mm Wide, 365mm Long (10 pcs. in Poly Bag)
- 86-5750** Universal Clamp 7mm Wide, 750mm Long (100 pcs. in Poly Bag)
- 86-5751** Universal Clamp 7mm Wide, 750mm Long (10 pcs. in Poly Bag)

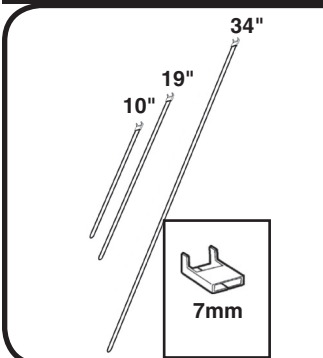
## Carrier Bearings / Bearing Flange



- 87-0302-0** Carrier Bearing for Toyota Camry, Passenger Side
- 87-0303-0** Carrier Bearing for Infiniti G20, I30, Nissan Altima, Axxess, Maxima, NX, Pulsar, Passenger Side
- 87-0303-B** Bearing Flange for Infiniti G20, I30, Nissan Altima, Axxess, Maxima, NX, Pulsar, Passenger Side

(For skinpacked, simply change part number suffix from "-0" or "-B" to "-C")

## EMPI Band and Buckle Clamps - 7mm Wide



EMPI's Stainless Steel Band Clamps with retaining buckles are 7mm wide and are supplied in lengths of 10", 19" and 34" for 7mm width. **Installation tool 86-5792 is required. Clamps are shipped flat.**

- 86-5780** Band Clamp 7mm Wide, 10" Long (100 pcs. in Poly Bag)
- 86-5781** Band Clamp 7mm Wide, 19" Long (100 pcs. in Poly Bag)
- 86-5794** Band Clamp 7mm Wide, 34" Long (100 pcs. in Poly Bag)
- 86-5793** **7mm Buckles** for 86-5780, 86-5781, 86-5794, 86-5798 (100 pcs. in Poly Bag)

## Deluxe Installation Tool with Cutter



- 86-5792** Deluxe Tool with Ratchet and Cutter Used with the following Clamps:  
  
86-5780, 86-5781, 86-5794

## EMPI Crimping Tool (Forged)



- 86-3010** Forged Crimping Tool for use with both 7mm & 9mm Wide Ear Type Clamps



# CLAMPS & TOOLS

## Moly Grease (Package)




86-3000-0

Moly Grease for C.V. Joints  
4 oz. packet (Printed Trilingual)

86-3005-0

Moly Grease for C.V. Joints  
3 oz. packet (Printed Trilingual)

## Moly Grease (Bulk)



86-3039-0\*

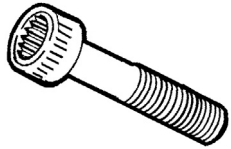
375 lb. Plastic Lined Drum of Grease

86-3027-0

35 lb. Drum of Grease

\*Shipped via Truck Only

## Bolt / Socket



87-7701-0

8mm Bolt (12 Point Head)  
German Cross Groove Joints\* (Sold Each, Bulk)  
(For Skinpacked, please order 87-7701-C)

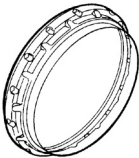
## G.M. Boot Retaining Ring (Small)



86-2000-0

Small G.M. Boot Retaining Ring for "X", "J" Body etc.

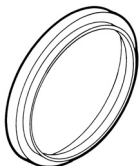
## G.M. Boot Retaining Ring (Large)



86-2001-0

Large G.M. Boot Retaining Ring for "E", "K" Body etc.

## Chrysler Tripod Retaining Rings



86-2002-0

Chrysler Tripod Retaining Ring, Citroen Axle Only  
(Not Pre-Rolled or Split Ring)



# C.V. BOOT BUYER'S GUIDE

PART #	APPLICATION	POSITION
86-1003	Dodge, Eagle, Mitsubishi, Nissan, Plymouth	Inner/Outer
86-1007	Replaced By 86-1009	Right/Inner
86-1008	Nissan	Outer
86-1009	Nissan	Inner
86-1010	Nissan	Outer
86-1011 (T)	Infiniti, Nissan	Inner/Outer
86-1012	Nissan/Datsun	Outer
86-1014	Dodge, Mitsubishi, Nissan	Outer
86-1015	Chevrolet, Geo, Hyundai, Isuzu, Mazda, Mitsubishi, Subaru	Inner/Outer
86-1016	Dodge, Chevrolet, Geo, Isuzu, Mazda, Mercury, Mitsubishi, Nissan, Plymouth	Inner/Outer
86-1018	Dodge, Mazda, Mitsubishi	Outer
86-1021 (T)	Ford, Infiniti, Mazda, Mitsubishi, Nissan	Inner
86-1022	Ford, Hyundai, Mazda, Mitsubishi, Nissan	Outer
86-1027	Honda, Nissan, Subaru	Inner/Outer
86-1028	Honda, Nissan	Outer
86-1029	Honda, Hyundai	Inner
86-1030	Honda	Outer
86-1031	Honda	Left/Inner
86-1032	Honda	Left/Outer
86-1033	Dodge, Honda ATV, Hyundai, Mitsubishi, Plymouth	Outer
86-1034	Dodge, Mitsubishi, Plymouth	Inner
86-1036	Dodge, Eagle, Mitsubishi, Plymouth	Inner
86-1037	Discontinued, Use 86-1028	Inner/Outer
86-1038	Dodge, Geo, G.M., Honda ATV, Isuzu, Mazda, Mitsubishi, Nissan, Plymouth, Subaru, Suzuki	Inner
86-1042	Dodge, Chevrolet, Geo, Isuzu, Kia, Mazda, Mercury, Mitsubishi, Nissan, Plymouth	Outer
86-1047	Geo, G.M., Isuzu	Outer
86-1048	Geo, G.M., Isuzu, Nissan	Inner
86-1049	Saab	Inner
86-1050	Saab	Outer
86-1051	Ford, Mercury, Polaris ATV	Inner
86-1052	Chrysler, Dodge, Ford (Domestic & International), Mercury, Plymouth, Polaris ATV	Outer
86-1053	G.M.	Inner
86-1055 (S)	G.M.	Right/Inner
86-1056 (T)	G.M. (Thermoplastic Replacement 83 on)	Inner
86-1057 (ST)	G.M.	Inner
86-1058	G.M.	Left/Inner
86-1059	G.M.	Outer
86-1060 (T)	G.M. (Thermoplastic Replacement 83 on)	Inner
86-1061 (S)	G.M.	Right/Inner
86-1063 (M)	Discontinued (Not Pictured)	Inner
86-1064	G.M.	Outer
86-1065 (MR)	G.M.	Inner
86-1066 (MR)	Discontinued (Not Pictured)	Outer
86-1067 (MR)	G.M.	Inner
86-1068 (MR)	G.M.	Outer
86-1069 (SMR)	G.M.	Right/Inner



# C.V. BOOT BUYER'S GUIDE

PART #	APPLICATION	POSITION
86-1070	Chrysler (Domestic & International), Dodge, GM (International), Plymouth	Inner
86-1072	Chrysler (Domestic & International), Dodge, Plymouth	Inner
86-1073	Chrysler, Dodge, Plymouth	Left/Inner
86-1074	AMC, Chrysler, Dodge, Plymouth	Outer
86-1075	Chrysler, Dodge, Plymouth	Right/Inner
86-1076	Chrysler, Dodge, Ford, Mercury, Plymouth	Inner
86-1079 (MR)	Chrysler, Dodge, Plymouth	Inner
86-1080	Chrysler, Dodge, Plymouth	Outer
86-1081 (MR)	Chrysler, Dodge, Plymouth	Right/Inner
86-1082 (T)	Dodge, Plymouth	Left/Inner
86-1084 (M)	Audi, Ford, Volkswagen (Domestic & International)	Inner/Outer
86-1085 (N)	Audi, Volkswagen (Domestic & International, Thermoplastic Replacement)	Outer
86-1086 (M)	Audi, Mercury, Volkswagen (Domestic & International)	Inner/Outer
86-1091	Porsche, Volkswagen (Swing Axle)	Inner
86-1092 (M)	Replaced by 86-1086	Inner/Outer
86-1093	Porsche	Inner/Outer
86-1094 (M)	Porsche	Inner/Outer
86-1096	Subaru	Outer
86-1097	Replaced by 86-1028	Outer
86-1098	Subaru	Inner
86-1100	Alfa Romeo, Audi, Volkswagen	Inner
86-1101 (N)	Audi, Eagle, Porsche, Saab, Volkswagen (Domestic & International, Thermoplastic Replacement)	Outer
86-1103 (N)	Alfa Romeo, Audi, Saab, Volvo	Outer
86-1105	Renault	Inner
86-1106	Renault	Inner
86-1107	Renault	Right/Inner
86-1108	Renault	Outer
86-1110	Eagle, Renault	Inner
86-1113 (SM)	Renault	Left/Inner
86-1114 (M)	Replaced by 86-1113	Left/Inner
86-1115	Chrysler, Dodge, Hyundai, Kia, Mazda, Mitsubishi, Plymouth, Toyota	Inner/Outer
86-1122	Toyota	Inner
86-1123	Toyota	Outer
86-1124 (T)	G.M., Toyota	Inner
86-1125	G.M., Toyota	Outer
86-1127 (T)	<b>Discontinued</b>	
86-1129	G.M., Toyota	Outer
86-1132	Honda	Left/Inner
86-1134	Honda	Inner
86-1135	Honda	Outer
86-1136	Honda	Left/Inner
86-1137	Honda	Left/Outer
86-1138	Honda	Left/Inner
86-1139	Chevrolet, Daihatsu, Geo, Honda, Mazda, Subaru, Suzuki	Inner/Outer
86-1140	Daewoo, Dodge, Eagle, Ford, Honda, Hyundai, Mazda, Mitsubishi, Plymouth	Inner
86-1144	Honda	Left/Inner



# C.V. BOOT BUYER'S GUIDE

PART #	APPLICATION	POSITION
86-1145	Replaced by 86-1182	Left/Outer
86-1146	Fiat	Inner/Outer
86-1147 (W)	Fiat, Yugo	Inner
86-1149	Fiat, Yugo	Outer
86-1151	AMC	Outer
86-1152 (T)	AMC, Dodge Truck	Inner
86-1153 (T)	AMC	Inner
86-1155	Jeep	Outer
86-1156	Dodge, Eagle, Geo, Hyundai, Isuzu, Lexus, Mitsubishi, Plymouth, Subaru, Suzuki, Toyota	Inner/Outer
86-1157	Subaru	Outer
86-1159	Subaru	Inner
86-1163	Discontinued (Not Pictured)	
86-1164	Nissan	Inner
86-1166 (T)	Discontinued (Not Pictured)	Outer
86-1167 (M)	Nissan	Inner
86-1170	Chrysler, Dodge, Infiniti, Mitsubishi, Plymouth, Nissan	Inner/Outer
86-1171	Nissan (Domestic & International)	Left/Inner
86-1173	Infiniti, Nissan	Inner
86-1174	Nissan (Domestic & International)	Outer
86-1175	Nissan	Inner
86-1176	Nissan	Outer
86-1177	Pontiac	Outer
86-1178 (MR)	Pontiac	Outer
86-1181	Acura, Honda, Infiniti	Outer
86-1182	Honda	Left/Outer
86-1183	Honda	Left/Inner
86-1184 (M)	Audi, Volkswagen	Inner
86-1185 (M)	Volkswagen (Domestic & International)	Right/Inner
86-1186 (N)	Audi, Chrysler (Int'l), Ford (Int'l), G.M. (Int'l), Renault (Int'l), Saab	Outer
86-1187 (T)	Geo, G.M., Suzuki	Inner
86-1188	Geo, G.M., Suzuki, Suzuki ATV	Inner/Outer
86-1189 (T)	Replaced by 86-1187	Inner
86-1193	Chrysler, Dodge, Geo, G.M., Plymouth, Toyota	Inner
86-1194	Geo, G.M., Toyota	Outer
86-1196 (T)	Scion, Toyota	Inner
86-1197	Daihatsu, Toyota	Outer
86-2101	Replaced by 86-1134	Inner/Outer
86-2103	Toyota	Inner
86-2106	Daewoo, Ford, G.M.	Inner
86-2107	Ford, (Domestic & International), G.M. (International), Lincoln, Mercury, Toyota	Inner/Outer
86-2108	Ford (Domestic & International), Chrysler (Int'l), G.M. (Int'l), Lincoln, Mercury, Toyota	Inner
86-2109 (ST)	Ford, Mercury	Right/Inner
86-2110 (S)	Ford (Domestic & International), Chrysler (Int'l), G.M. (Int'l), Lincoln, Mercury	Right/Inner
86-2111 (T)	Ford, Mercury	Left/Inner
86-2114 (S)	Ford, Mercury	Right/Inner
86-2119	G.M. (Thermoplastic Replacement, 2 Convolution Version of 86-2342)	Inner



# C.V. BOOT BUYER'S GUIDE

PART #	APPLICATION	POSITION
86-2121	Geo, G.M., Isuzu, Mazda, Subaru, Suzuki, Toyota	Inner/Outer
86-2123	G.M. (Thermoplastic Repl., 2 Convolution Version of 86-2205) (Not Listed in Application)	Inner/Outer
86-2124	Acura, Honda, Isuzu, Mazda	Inner
86-2127	Acura, Chrysler, Dodge, Infiniti, Mazda, Mitsubishi, Nissan, Plymouth	Inner/Outer
86-2128	Acura, Dodge, Infiniti, Mitsubishi, Nissan	Inner
86-2129	Infiniti, Nissan	Outer
86-2131	Broad Coverage	Inner/Outer
86-2132 (T)	Broad Coverage	Inner
86-2133	Acura, Ford, Honda, Mazda, Mercury	Inner/Outer
86-2135	Ford, Mazda	Inner
86-2136 (T)	Ford, Honda, Mazda	Inner
86-2137 (M)	Audi, Volkswagen (Domestic & International)	Inner
86-2138	Subaru	Inner
86-2139	Replaced by 86-2178	Outer
86-2141	Infiniti, Nissan, Toyota	Inner/Outer
86-2142	Infiniti, Nissan	Outer
86-2144	Ford, Mazda, Suzuki	Outer
86-2145	Acura, Isuzu, Mazda	Inner/Outer
86-2148	Acura, Honda, Isuzu	Outer
86-2149	Dodge, Honda, Hyundai, Infiniti, Isuzu, Kia, Mazda, Mitsubishi, Nissan, Plymouth	Outer
86-2150	Saab	Inner
86-2151	Chrysler, Dodge, Eagle, Plymouth	Inner
86-2152	Dodge, Eagle	Outer
86-2153	Dodge, Eagle, Kia, Mitsubishi, Plymouth	Inner/Outer
86-2154 (T)	Chrysler, Dodge, Eagle, Hyundai, Mitsubishi, Plymouth	Inner
86-2156	Dodge, Mitsubishi	Inner/Outer
86-2157 (T)	Chrysler, Dodge, Eagle, Hyundai, Mitsubishi, Plymouth	Inner
86-2158	Eagle, Mitsubishi, Plymouth	Inner/Outer
86-2159	Broad Coverage	Outer
86-2160	Dodge, Mitsubishi, Nissan	Outer
86-2161	Chrysler, Dodge, Hyundai, Infiniti, Lexus, Mitsubishi, Nissan	Inner/Outer
86-2163	Acura, Ford, Honda, Mazda	Inner
86-2164	Ford, Honda, Hyundai, Isuzu, Kia, Mazda	Outer
86-2165	Replaced by 86-1076	Right/Inner
86-2166	Lexus, Toyota	Inner/Outer
86-2167	Lexus, Toyota	Outer
86-2168 (T)	Toyota	Inner
86-2169 (T)	Geo, Toyota	Inner
86-2170	Geo, Toyota	Outer
86-2171	Toyota	Outer
86-2172 (T)	Toyota	Inner
86-2174	Mitsubishi, Subaru	Inner/Outer
86-2175	Subaru	Outer
86-2177	Subaru	Inner
86-2178	Subaru	Outer
86-2180	Chevrolet, Eagle, Geo, Isuzu, Kia, Mazda, Mitsubishi, Plymouth	Outer



# C.V. BOOT BUYER'S GUIDE

PART #	APPLICATION	POSITION
86-2181	Ford, Geo, G.M., Mazda, Mitsubishi, Subaru, Suzuki	Inner/Outer
86-2182	Ford	Outer
86-2185	Toyota	Outer
86-2187	Chrysler, Dodge, Plymouth	Inner
86-2188	Audi, Chrysler, Dodge, Plymouth, Saab, Sterling, Volvo, Volkswagen (Domestic & International)	Inner
86-2190	Isuzu	Inner
86-2191	Isuzu	Outer
86-2192	Replaced by 86-2193	Inner/Outer
86-2193	Geo, Isuzu, Suzuki	Outer
86-2194 (T)	Dodge, Geo, Hyundai, Isuzu, Mazda, Mitsubishi, Plymouth	Inner
86-2196	Hyundai, Subaru, Suzuki	Outer
86-2198 (T)	G.M. (Thermoplastic Replacement, 1st Design Square Roller)	Inner
86-2199	BMW	Inner/Outer
86-2200	Porsche, Volvo	Inner/Outer
86-2202 (T)	Dodge, Hyundai, Kia, Mitsubishi	Inner
86-2204 (P)	Ford, G.M., Jeep	Front/Rear
86-2205	Broad Coverage (Thermoplastic Replacement)	Inner/Outer
86-2207	Dodge, G.M., Hummer, Lexus, Toyota (Thermoplastic Replacement)	Inner/Outer
86-2208 (S)	Chrysler, Dodge, Plymouth	Right/Inner
86-2213	Replaced By 86-2108	Inner
86-2215 (T)	Chrysler, Dodge, Plymouth (Thermoplastic Replacement)	Inner
86-2216 (ST)	Chrysler, Dodge, Plymouth	Inner
86-2217 (T)	Discontinued, Use 86-2414	Inner
86-2218 (ST)	Chrysler, Dodge, Plymouth	Right/Inner
86-2219	Acura	Outer
86-2221	Acura	Inner
86-2224	Audi	Outer
86-2226	Ford, Mazda, Toyota	Outer
86-2227	Lexus, Toyota	Inner
86-2228	Lexus, Toyota	Outer
86-2229 (T)	G.M. (Thermoplastic Replacement, 2nd Design Square Roller)	Inner/Outer
86-2230 (T)	G.M. (Thermoplastic Replacement, 1st Design Flat Faced Roller)	Inner
86-2231	Ford, Mitsubishi, Nissan	Inner
86-2232	Audi, Volkswagen	Inner/Outer
86-2233	Acura, Honda	Inner/Outer
86-2234 (T)	Daihatsu, Ford, Suzuki	Inner
86-2235	Mazda, Mitsubishi, Subaru, Suzuki	Outer
86-2236	Hyundai, Mazda, Suzuki	Inner/Outer
86-2237	Chrysler, Dodge, Plymouth (Thermoplastic Replacement)	Outer
86-2238	Nissan (Domestic & International Models)	Outer
86-2240	G.M. (Thermoplastic Replacement, 2 Convolution Version of 86-2326)	Inner
86-2241 (T)	Chrysler, Dodge, Ford, Mazda, Mercury, Plymouth, Toyota (Thermoplastic Replacement)	Inner
86-2242 (S)	Discontinued, Use 86-1076	Right/Inner
86-2243	Ford	Outer
86-2245 (T)	Discontinued (Not Pictured)	Inner
86-2251	Mercedes	Inner/Outer



# C.V. BOOT BUYER'S GUIDE

PART #	APPLICATION	POSITION
86-2252	Mercedes	Inner/Outer
86-2254	Broad Coverage (Thermoplastic Replacement)	Inner/Outer
86-2255	Broad Coverage (Thermoplastic Replacement)	Inner/Outer
86-2256 (T)	Geo, Suzuki, Toyota	Inner
86-2257 (M)	Audi, Volkswagen (International Models)	Inner
86-2258 (S)	Geo, Isuzu	Inner
86-2260	Honda, Isuzu, Nissan	Inner
86-2263	Chrysler, (Domestic & International), Dodge, Plymouth (GKN, Thermoplastic Replacement)	Outer
86-2265 (T)	Chrysler, Dodge, Eagle, Plymouth (Thermoplastic Replacement)	Inner
86-2266	Honda, Isuzu, Nissan	Inner
86-2268	Mercury, Nissan, Volkswagen	Outer
86-2270 (T)	Dodge, Plymouth (Thermoplastic Replacement)	Right Inner
86-2271	Mercury, Nissan	Inner
86-2273	BMW	Outer
86-2276	Audi, Ford (International Models), Saab, Volvo	Outer
86-2277	Kia, Toyota	Inner/Outer
86-2278 (T)	Toyota	Inner
86-2279	Toyota	Inner/Outer
86-2281	Audi, BMW, Volkswagen	Outer
86-2282 (T)	Chrysler, Dodge, Ford, Mazda, Mercury (Thermoplastic Replacement)	Inner
86-2283 (T)	Ford, Mercury (Thermoplastic Replacement)	Inner
86-2284	Honda ATV, Kawasaki ATV, Polaris ATV, Suzuki ATV, Yamaha ATV	Inner/Outer
86-2285	Chrysler, Dodge, Plymouth, Sterling (GKN, Mod. Version of 86-2155, Thermoplastic Replacement)	Outer
86-2286	Ford, Mercury (Thermoplastic Replacement)	Inner/Outer
86-2289 (T)	Ford, Mercury (Thermoplastic Replacement)	Inner
86-2290	Broad Coverage (Thermoplastic Replacement)	Inner/Outer
86-2294 (M)	Lexus, Toyota	Inner
86-2295 (M)	BMW (Prop Shaft)	Rear
86-2298 (S)	Subaru	Inner
86-2299 (M)	Discontinued	Inner
86-2300 (M)	G.M.	Inner
86-2306	Kia	Inner
86-2307	Discontinued (Not Pictured)	
86-2308	Hyundai, Kia, Mazda, Nissan	Inner
86-2310	Honda	Inner/Outer
86-2311	Acura, Isuzu	Outer
86-2313	Acura, Infiniti, Mazda, Mitsubishi, Nissan, Suzuki	Inner
86-2314 (T)	Chrysler (International Models), Ford, Mercury (Thermoplastic Replacement)	Inner
86-2315	Ford, Lincoln (Thermoplastic Replacement)	Inner
86-2317	Honda	Outer
86-2318 (T)	Toyota	Inner
86-2319	Audi, BMW, Hyundai, Kia, Porsche, Toyota, Volkswagen (Thermoplastic Replacement)	Inner/Outer
86-2320	Toyota (Thermoplastic Replacement)	Outer
86-2321 (T)	Toyota	Inner
86-2322	Lexus, Toyota	Inner
86-2323 (T)	Toyota	Inner





# C.V. BOOT BUYER'S GUIDE

PART #	APPLICATION	POSITION
86-2324	Broad Coverage (Thermoplastic Replacement)	Inner/Outer
86-2325 (T)	G.M. (Thermoplastic Replacement)	Inner
86-2326	G.M. , Toyota (Thermoplastic Replacement)	Outer
86-2327 (T)	Ford, Lincoln, Mazda, Mercury (Thermoplastic Replacement)	Inner
86-2329 (T)	Discontinued (Not Pictured)	Inner
86-2330	Discontinued (Not Pictured)	Inner/Outer
86-2331	Mercedes	Inner/Outer
86-2332	Mercedes	Inner/Outer
86-2333	Discontinued (Not Pictured)	Inner
86-2334	Mercedes	Inner/Outer
86-2336	Ford, Mercury, Mitsubishi, Nissan, Subaru, Toyota (Thermoplastic Replacement)	Outer
86-2337	Dodge, Ford, Land Rover, Lincoln, Mazda, Mercury, VW (Int'l), (Thermoplastic Replacement)	Outer
86-2338	Ford, Lexus, Lincoln, Land Rover, Mitsubishi, Saab, Toyota, VW (Thermoplastic Replacement)	Inner/Outer
86-2340	Broad Coverage (Thermoplastic Replacement)	Inner/Outer
86-2341	G.M. (Thermoplastic Replacement)	Inner
86-2342	Broad Coverage (Thermoplastic Replacement)	Inner/Outer
86-2343	Polaris ATV	Inner/Outer
86-2346 (T)	Honda	Inner
86-2348	Acura, Chevrolet, Ford, GMC, Honda, Lexus, Mitsubishi, Toyota (Thermoplastic Replacement)	Outer
86-2349	Replaced by 86-2337	Inner/Outer
86-2352	Acura, Honda, Lexus, Toyota (Thermoplastic Replacement)	Outer
86-2353	Chevrolet, Chrysler (Int'l), Mazda, Mercury (Thermoplastic Replacement)	Inner/Outer
86-2354 (T)	Daewoo, Mazda, Mitsubishi	Inner
86-2355 (T)	Saab	Inner
86-2358 (T)	Mazda, Saturn, Toyota, Volvo	Inner
86-2359	Volkswagen (Domestic & International)	Inner
86-2361	Audi, Volkswagen	Outer
86-2362	Audi, Volkswagen	Outer
86-2364	Discontinued (Not Pictured)	Inner
86-2365 (T)	Audi, Saab, Volkswagen, Volvo	Inner/Outer
86-2366 (T)	Kia	Inner
86-2367	Mitsubishi, Subaru, Suzuki (Thermoplastic Replacement)	Inner/Outer
86-2368	Ford, Honda, Hyundai, Toyota (Thermoplastic Replacement)	Inner/Outer
86-2370	Lexus	Outer
86-2371	Bombardier ATV, Honda ATV, Kawasaki ATV, Yamaha ATV	Inner/Outer
86-2372 (T)	Chevrolet, Pontiac (Thermoplastic Replacement)	Inner
86-2373 (T)	Dodge (Thermoplastic Replacement)	Inner
86-2374 (T)	G.M., Isuzu	Inner
86-2375	Broad Coverage (Thermoplastic Replacement)	Outer
86-2376 (T)	Chrysler, Ford (Thermoplastic Replacement)	Inner
86-2377	Ford (Domestic & International), Jeep, Pontiac (Thermoplastic Replacement)	Inner/Outer
86-2379 (T)	Hyundai	Left/Inner
86-2381	Acura, Honda (4 Convolution Version of 86-2148), (Not Listed in Application)	Outer
86-2382 (T)	Honda Civic	Inner
86-2383	Ford (Thermoplastic Replacement)	Outer
86-2385	Acura, Dodge, Eagle, Mazda, Mercedes, Mitsubishi, VW (Thermoplastic Replacement)	Outer



# C.V. BOOT BUYER'S GUIDE

PART #	APPLICATION	POSITION
86-2386	Geo, Suzuki	Outer
86-2388 (T)	Chrysler (Domestic & International) , Dodge, Plymouth	Inner
86-2389	Audi, Chrysler (Domestic & Int'l), Dodge, Ford, Kia, Hyundai, Plymouth (Thermoplastic Replacement)	Outer
86-2390 (T)	Replaced by 86-2241	Inner
86-2391 (T)	Discontinued (Not Pictured)	Rear/Inner/Outer
86-2397	Broad Coverage (Thermoplastic Replacement)	Inner/Outer
86-2398	Discontinued (Not Pictured)	Outer
86-2401 (T)	Hyundai	Inner
86-2402	Discontinued (Not Pictured)	Rear/Inner/Outer
86-2403	Infiniti, Mazda, Suzuki (Thermoplastic Replacement)	Outer
86-2404	Broad Coverage (Thermoplastic Replacement)	Inner/Outer
86-2405 (T)	Mercury, Nissan	Inner
86-2406	Discontinued (Not Pictured)	Inner/Outer
86-2407 (T)	Chevrolet, Saturn	Inner
86-2408	Discontinued (Not Pictured)	Outer
86-2409 (T)	Ford, Lexus, Mercury, Toyota	Inner
86-2410 (T)	Lexus, Scion, Toyota	Inner/Outer
86-2411	Polaris ATV	Inner
86-2412	General Motors (International Models)	Outer
86-2413 (M)	Audi, Volkswagen (Thermoplastic Replacement)	Inner
86-2414 (T)	Discontinued (Not Pictured)	Inner
86-2415 (S)	Silicone Version of 86-1115 (Not Listed in Application)	Inner
86-2417 (T)	Lexus, Toyota	Inner
86-2418 (T)	Nissan, Toyota	inner
86-2420 (T)	Lexus, Toyota	Inner
86-2421 (T)	Nissan	Inner
86-2422 (T)	Infiniti, Nissan	Inner
86-2424 (T)	Audi, Volkswagen	Inner
86-2425 (T)	Pontiac, Toyota	Inner
86-2426 (T)	Audi, Volkswagen	Inner
86-2427 (T)	Mazda, Subaru	Inner
86-2428 (T)	Subaru	Inner
86-2429 (T)	Mazda	Inner
86-2430 (T)	Dodge (Thermoplastic Replacement)	Inner
86-2431 (T)	Cadillac (Thermoplastic Replacement)	Inner
86-2432 (T)	Ford, Mazda (Thermoplastic Replacement)	Inner
86-2434 (T)	Chevrolet (Thermoplastic Replacement)	Inner
86-2435 (T)	Pontiac (Thermoplastic Replacement)	Inner
86-2436 (T)	Discontinued (Not Pictured)	Inner
86-2437 (T)	Buick, Cadillac, Chevrolet, Pontiac, Saturn (Thermoplastic Replacement)	Inner
86-2438 (T)	Acura, Honda, Mitsubishi, Toyota	Inner
86-2439 (T)	Hyundai, Kia	Inner
86-2440 (T)	Pontiac	Inner
86-2441 (T)	Dodge (Thermoplastic Replacement)	Inner
86-2442 (T)	Nissan	Inner
86-2443 (T)	Chevrolet (Thermoplastic Replacement)	Inner



# C.V. BOOT BUYER'S GUIDE

PART #	APPLICATION	POSITION
86-2444 (T)	Mazda	Inner
86-2445 (T)	Kia	Inner
86-2446 (T)	Kia	Inner
86-2447 (T)	Pontiac, Toyota	Inner
86-2448 (T)	Suzuki	Inner
86-2449 (T)	Discontinued	
86-2450 (T)	Mitsubishi, Subaru	Inner
86-2451 (T)	Chrysler, Dodge, Mitsubishi	Inner
86-2452	Audi, Porsche, Volkswagen (Thermoplastic Replacement)	Inner
86-2453	Chevrolet, Honda, Mitsubishi, Saturn, Subaru (Thermoplastic Replacement)	Outer
86-2454	Chevrolet, Chrysler, Dodge, Mazda, Suzuki (Thermoplastic Replacement)	Outer
86-2455	Land Rover, Mazda, Mitsubishi, Suzuki (Thermoplastic Replacement)	Outer
86-2456	Volkswagen (Thermoplastic Replacement)	Inner
86-2457	Mazda	Inner
86-2458	Replaced by 86-2178	
86-2459 (T)	Dodge (Thermoplastic Replacement)	Inner
86-2460	Discontinued (Not Pictured)	Inner/Outer
86-2461	Kawasaki ATV, Polaris ATV, Suzuki ATV, Yamaha ATV	Inner/Outer
86-2462	Discontinued (Not Pictured)	Inner/Outer
86-2464 (T)	Buick Enclave, GMC Acadia, Saturn Outlook, VUE,	Inner
86-2465 (T)	Chevrolet Equinox,HHR, GMC Terrain	Inner
86-2466 (T)	Ford Edge, Lincoln MKX, Mazda CX-7, CX-9, Mitsubishi Eclipse, Galant, Outlander	Inner
86-2467 (T)	Hyundai Elantra, Kia Rio, Rio5, Soul	Inner
86-2468 (T)	Dodge Caliber, Jeep Compass, Patriot	Inner
86-2469 (T)	Ford Explorer, Explorer Sport Trac, Ranger, Mazda B4000, Mercury Mountaineer	Inner
86-2470 (T)	Ford Five Hundred, Taurus, Taurus X, Freestyle, Mercury Montego, Sable	Inner
86-2471	Chevrolet HHR, Saab 9-3, 9-3x	Outer
86-2472 (T)	Chevrolet HHR	Inner
86-2473 (T)	Chevrolet HHR	Inner
86-2474 (T)	Subaru Forester	Inner
86-2475 (T)	Chevrolet Aveo5, Pontiac G3	Inner
86-2476 (T)	Toyota RAV4	Inner
86-2477 (T)	Mitsubishi Lancer	Inner
86-2478 (T)	Toyota RAV4	Inner
86-2479 (T)	Buick LaCrosse, Volkswagen Routan	Inner
86-2481 (T)	Mini	Inner
86-2482 (T)	Honda Odyssey	Inner
86-2483 (T)	Saab 9-2x, Subaru Legacy, Outback	Inner
86-2484 (T)	Acura MDX, ZDX	Inner
86-2485 (T)	Chevrolet Malibu, Pontiac G6, Saturn Aura	Inner
86-2486 (T)	Audi A4, A4 Quattro, A5, S4, S5, Q5, BMW X5, X6	Inner
86-2487 (T)	Subaru Legacy, Outback	Inner
86-2488 (T)	Scion xD	Inner
86-2489 (T)	Mini	Inner
86-2490 (T)	Lexus GX460, Toyota 4Runner, FJ Cruiser	Inner
86-2492 (T)	Nissan Murano	Inner



# C.V. BOOT BUYER'S GUIDE

PART #	APPLICATION	POSITION
86-2493 (T)	Ford Focus	Inner
86-2494 (T)	Ford Focus	Inner
86-2495 (T)	Chevrolet Spark	Inner
86-2496 (T)	Chevrolet Sonic	Inner
86-2497 (T)	Infiniti JX35, Nissan Pathfinder	Inner
86-2498 (T)	Ford Fiesta	Inner
86-2499 (T)	Honda Civic, Nissan Juke	Inner
86-2500	Chrysler (Int'l), Ford (Int'l), G.M. (Int'l), Nissan (Int'l)	Inner
86-2501 (T)	Ford, Nissan, Renault (International Models)	Inner
86-2502 (T)	Nissan (International Models)	Inner
86-2503	Nissan, Renault (International Models)	Inner
86-2504	Nissan, Renault (International Models) (Thermoplastic Replacement)	Outer
86-2505 (T)	Honda Civic	Inner
86-2506 (T)	Acura TL	Inner
86-2507 (T)	Acura TL	Inner
86-2508 (T)	Honda Civic, Acura ILX	Inner
86-2509 (T)	Honda Civic	Inner
86-2510 (T)	Dodge Caliper, Jeep Compass, Patriot	Inner
86-2511	Jeep Grand Cherokee, Land Rover LR3, LR4, Range Rover	Outer
86-2512	Jeep Grand Cherokee, Land Rover LR3, LR4, Range Rover	Inner
86-2513 (T)	Chrysler 200, Sebring, Dodge Avenger, Journey	Inner
86-9300-D (RM)	Volkswagen Kit (Boot pictured as 86-9301)	Inner/Outer
86-9301 (R)	Volkswagen	Inner/Outer
86-9303-D (RM)	Volkswagen Kit (Boot pictured as 86-9304)	Inner/Outer
86-9304 (R)	Volkswagen	Inner/Outer
86-9306 (R)	Volkswagen	Inner/Outer

The following codes are listed throughout this guide after part numbers, their meanings are as follow:

- (M) = Metal attached to boot
- (MR) = Kit supplied with metal ring
- (N) = Kit supplied with axle spindle nut
- (P) = Plastic dust shield included in kit
- (R) = Racing boot
- (RM) = Racing boot, metal flange included in kit
- (S) = Silicone material
- (SM) = Silicone material has metal reinforcement in base
- (SMR) = Silicone material kit supplied with metal ring
- (ST) = Silicone material boot base is trilobal
- (T) = Boot base is trilobal
- (W) = Boot includes required seal/bushing

**Note:**

**Boots listed as Discontinued in the Buyers Guide are no longer produced. In the case of Silicone Boots that have an identical Boot produced in Neoprene, the Neoprene Boot becomes the replacement Boot. In the case on non-silicone replacement Boots, these Boots have Fit/Form/Function for the application stated in the catalog.**



# AXLE SPINDLE NUTS

The **Axle Spindle Nuts Section** includes Axle Spindle Nuts, Bolts, Retainers and Hardware, each listed by application. Also featured are popular Spindle Nut Kits, Spindle Nut Illustrations, Spindle Nut Specifications and Buyer's Guide.

### Packaging:


To order Bulk product, simply order by the part number shown in this catalog. If you wish to order display packaged on an EMPI skin card, just add a "K" to the part number. You may also purchase in one of three handy Axle Spindle Nut Assortment Sets.

### Example:

- 87-1012-0 M22 x 1.5 Stake Style Nut, Each, Bulk
- 87-1012-K M22 x 1.5 Stake Style Nut, Each, Skinpacked



\*87-5795-K Kit contains 2 Pieces.  
87-5795-0 Bulk are sold in bags of 10 Pieces



Spindle Nuts



# AXLE SPINDLE NUTS

MAKE / MODEL	YEARS	SPECIFICATIONS	THREAD	PART #
<b>Acura</b>				
<b>CL</b>	97-03	Front	M24 X 1.5	87-1013
		Rear	M24 X 1.5	87-1013
<b>Integra</b>	86-01	Front	M22 X 1.5	87-1012
	90-01	Rear	M22 X 1.5	87-1012
<b>Legend</b>	87-90	Front	M24 X 1.5	87-1013
		Rear	M24 X 1.5	87-1013
	91-95	Front	M26 X 1.5	87-1720
		Rear	M26 X 1.5	87-1720
<b>NSX</b>	91-05	Rear	M26 X 1.5	87-1720
<b>RL</b>	96-04	Front	M24 X 1.5	87-1013
	05-10	Front	M26 X 1.5	87-1720
	96-10	Rear	M24 X 1.5	87-1013
<b>RSX</b>	02-06	Front, Base Model	M22 X 1.5	87-1012
		Front, Type-S	M24 X 1.5	87-1013
		Rear	M22 X 1.5	87-1012
<b>TL</b>	95-08	Front	M24 X 1.5	87-1013
	95-98	Rear, 2.5L	M22 X 1.5	87-1012
	99-08	Rear	M22 X 1.5	87-1012
	09-11	Front	M26 X 1.5	87-1720
	09-11	Rear, 3.7L	M24 X 1.5	87-1013
<b>TSX</b>	04-08	Front	M24 X 1.5	87-1013
	09-11	Front	M26 X 1.5	87-1720
<b>Vigor</b>	92-94	Front	M24 X 1.5	87-1013
<b>Acura SUV/Truck/Van</b>				
<b>MDX</b>	01-02	Front	M24 X 1.5	87-1013
		Front	M26 X 1.5	87-1720
	01-11	Rear	M24 X 1.5	87-1013
<b>RDX</b>	07-11	Front	M26 X 1.5	87-1720
		Rear	M24 X 1.5	87-1013
<b>Alfa Romeo</b>				
<b>164</b>	91-93	Front	M24 X 1.5	87-1013
<b>AMC/Eagle</b>				
<b>Eagle 4WD</b>	80-83	Front	M24 X 1.5	87-1643
	84-88	Front	M24 X 1.5	87-1730
<b>Audi</b>				
<b>80</b>	1988	Front, To CH. # 89-J-373 598	M20 X 1.5	87-1071
		Front, From CH. # 89-J-373 599	M14 X 1.5	87-1724 ①
	89-92	Front	M14 X 1.5	87-1724 ①
<b>80 Quattro,</b>	88-92	Front, From CH. # 89-J-351 001	M14 X 1.5	87-1724 ①
		Rear	M22 X 1.5	87-1072



# AXLE SPINDLE NUTS

MAKE / MODEL

YEARS

SPECIFICATIONS

THREAD

PART #

## Audi (Continued)

<b>90</b>	1988	Front, 4 Cyl.	M22 X 1.5	87-1072
		Front, 5 Cyl.	M14 X 1.5	87-1724 ①
	89-91	Front	M14 X 1.5	87-1724 ①
	93-95	Front	M14 X 1.5	87-1724 ①
<b>90 Quattro</b>	1988	Front	M14 X 1.5	87-1724 ①
		Rear, To CH. # 89-J-350 000	M22 X 1.5	87-1072
		Rear, From CH. # 89-J-351 001	M14 X 1.5	87-1724 ①
	89-91	Front	M14 X 1.5	87-1724 ①
		Rear	M14 X 1.5	87-1724 ①
	93-95	Front	M14 X 1.5	87-1724 ①
	Rear	M14 X 1.5	87-1724 ①	
<b>100</b>	89-91	Front, A/T (3 Spd.)	M22 X 1.5	87-1072
		Front, A/T (4 Spd.)	M16 X 1.5	87-1727 ①
		Front, M/T	M16 X 1.5	87-1727 ①
	92-94	Front	M16 X 1.5	87-1727 ①
<b>100LS</b>	74-77	Front	M22 X 1.5	87-1072
<b>100 Quattro</b>	89-94	Front	M16 X 1.5	87-1727 ①
		Rear	M16 X 1.5	87-1727 ①
<b>200</b>	89-91	Front, A/T	M22 X 1.5	87-1072
		Front, M/T	M16 X 1.5	87-1727 ①
<b>200 Quattro</b>	89-91	Front	M16 X 1.5	87-1727 ①
		Rear	M16 X 1.5	87-1727 ①
<b>4000</b>	80-87	Front	M20 X 1.5	87-1071
<b>4000 Quattro</b>	84-87	Front	M20 X 1.5	87-1071
		Rear	M22 X 1.5	87-1072
<b>5000</b>	78-88	Front	M22 X 1.5	87-1072
<b>5000 Quattro</b>	86-88	Front	M22 X 1.5	87-1072
		Rear	M22 X 1.5	87-1072
<b>A3</b>	06-12	Front	M16 X 1.5	87-1727 ①
<b>A3 Quattro</b>	06-12	Front	M16 X 1.5	87-1727 ①
		Rear	M14 X 1.5	87-1724 ①
<b>A4</b>	1996	Front	M16 X 1.5	87-1727 ①
	97-01	Front, 4 Cyl.	M14 X 1.5	87-1724 ①
		Front, 6 Cyl.	M16 X 1.5	87-1727 ①
	02-12	Front	M16 X 1.5	87-1727 ①
<b>A4 Quattro</b>	1996	Front	M16 X 1.5	87-1727 ①
		Rear	M14 X 1.5	87-1724 ①
	97-01	Front, 4 cYL	M14 X 1.5	87-1724 ①
		Front, 6 Cyl.	M16 X 1.5	87-1727 ①
		Rear	M14 X 1.5	87-1724 ①
	02-12	Front	M16 X 1.5	87-1727 ①
	Rear	M16 X 1.5	87-1727 ①	
<b>A5</b>	10-12	Front	M16 X 1.5	87-1727 ①
<b>A5 Quattro</b>	08-11	Front	M16 x 1.5	87-1727 ①
		Rear	M16 X 1.5	87-1727 ①



# AXLE SPINDLE NUTS

MAKE / MODEL	YEARS	SPECIFICATIONS	THREAD	PART #
<b>Audi (Continued)</b>				
<b>A6</b>	95-04	Front	M16 X 1.5	87-1727 ①
	06-12	Front	M16 X 1.5	87-1727 ①
<b>A6 Quattro</b>	95-98	Front	M16 x 1.5	87-1727 ①
		Rear	M16 x 1.5	87-1727 ①
	99-01	Front	M16 x 1.5	87-1727 ①
		Rear, Sedan	M14 X 1.5	87-1724 ①
		Rear, Wagon	M16 X 1.5	87-1727 ①
	02-13	Front	M16 x 1.5	87-1727 ①
Rear		M16 x 1.5	87-1727 ①	
<b>A8</b>	97-99	Front	M16 X 1.5	87-1727 ①
<b>A8 Quattro</b>	97-11	Front	M16 X 1.5	87-1727 ①
		Rear	M16 X 1.5	87-1727 ①
<b>Allroad Quattro</b>	01-05	Front	M16 X 1.5	87-1727 ①
		Rear	M16 X 1.5	87-1727 ①
<b>Cabriolet</b>	94-98	All	M16 X 1.5	87-1727 ①
<b>Coupe</b>	81-87	Front	M20 X 1.5	87-1071
<b>Coupe Quattro</b>	90-91	Front	M16 X 1.5	87-1727 ①
		Rear	M14 X 1.5	87-1724 ①
<b>Fox</b>	74-79	Front, From CH.# 824 2072 774	M20 X 1.5	87-1071
<b>Quattro</b>	83-85	Front	M20 X 1.5	87-1071
		Rear	M20 X 1.5	87-1071
<b>R8</b>	08-11	Front	M16 X 1.5	87-1727 ①
		Rear, 4.2L Only	M16 X 1.5	87-1727 ①
<b>RS4</b>	07-08	Front	M16 X 1.5	87-1727 ①
		Rear	M16 X 1.5	87-1727 ①
<b>S4</b>	92-94	Front	M16 X 1.5	87-1727 ①
		Rear	M16 X 1.5	87-1727 ①
	00-02	Front	M16 X 1.5	87-1727 ①
		Rear	M16 X 1.5	87-1727 ①
	04-12	Front	M16 X 1.5	87-1727 ①
		Rear	M16 X 1.5	87-1727 ①
<b>S5</b>	08-11	Front	M16 X 1.5	87-1727 ①
		Rear	M16 X 1.5	87-1727 ①
<b>S6</b>	95-01	All	M16 X 1.5	87-1727 ①
<b>S8</b>	01-03	Front	M16 X 1.5	87-1727 ①
		Rear	M16 X 1.5	87-1727 ①
	07-09	Front	M16 X 1.5	87-1727 ①
		Rear	M16 X 1.5	87-1727 ①
<b>TT</b>	00-02	Front	M20 X 1.5	87-1740
		Rear	M20 X 1.5	87-1740
	03-06	Front	M16 X 1.5	87-1727 ①
		Rear	M20 X 1.5	87-1740
08-09	Front	M16 X 1.5	87-1727 ①	
	Rear	M16 X 1.5	87-1727 ①	





# AXLE SPINDLE NUTS

MAKE / MODEL	YEARS	SPECIFICATIONS	THREAD	PART #
<b>Audi (Continued)</b>				
<b>TT Quattro</b>	2000	Front	M20 X 1.5	87-1740
		Rear	M20 X 1.5	87-1740
	2001	Front, To Ch. # 8N-1-046 000	M20 X 1.5	87-1740
		Front, From Ch# 8N-1-046 001	M16 X 1.5	87-1727 ①
	02-06	Front	M16 X 1.5	87-1727 ①
		Rear	M20 X 1.5	87-1740
	08-11	Front	M16 X 1.5	87-1727 ①
		Rear	M16 x 1.5	87-1727 ①
<b>V8 Quattro</b>	90-94	Front	M16 X 1.5	87-1727 ①
		Rear	M16 x 1.5	87-1727 ①

① Note: 87-1724 & 87-1727 are Spindle Bolts.

## Audi SUV/Truck/Van

<b>Q5</b>	09-12	Front	M16 X 1.5	87-1727 ①
		Rear	M16 X 1.5	87-1727 ①

① Note: 87-1724 & 87-1727 are Spindle Bolts.

## BMW

<b>318i</b>	84-85	Rear	M22 X 1.5	87-1736
		Rear	M22 X 1.5	87-1736
		Rear	M24 X 1.5	87-1726
<b>318iC</b>	1991	Rear	M22 X 1.5	87-1736
		Rear	M24 X 1.5	87-1726
		Rear	M24 X 1.5	87-1726
<b>318is</b>	1991	Rear	M22 X 1.5	87-1736
		Rear	M24 X 1.5	87-1726
<b>318ti</b>	95-99	Rear	M22 X 1.5	87-1736
		Rear	M24 X 1.5	87-1726
<b>323 Series</b>	99-00	Rear	M24 X 1.5	87-1726
<b>325</b>	86-88	Rear	M22 X 1.5	87-1736
<b>325Ci</b>	01-05	Rear	M24 X 1.5	87-1726
<b>325E</b>	84-87	Rear	M22 X 1.5	87-1736
<b>325i</b>	87-91	Rear	M22 X 1.5	87-1736
		Rear	M24 X 1.5	87-1726
		Rear	M24 X 1.5	87-1726
<b>325iC</b>	87-91	Rear	M22 X 1.5	87-1736
		Rear	M24 X 1.5	87-1726
<b>325is</b>	87-92	Rear	M22 X 1.5	87-1736
		Rear	M24 X 1.5	87-1726
<b>325ix</b>	88-91	Front	M22 X 1.5	87-1736
		Rear	M22 X 1.5	87-1736
<b>325xi</b>	2001	Front	M27 X 1.5	87-1737
		Rear	M22 X 1.5	87-1726
	02-05	Front	M27 X 1.5	87-1737
		Rear	M27 X 1.5	87-1737



# AXLE SPINDLE NUTS

MAKE / MODEL	YEARS	SPECIFICATIONS	THREAD	PART #
<b>BMW (Continued)</b>				
328i	96-00	Rear	M24 X 1.5	87-1726
	07-08	Rear, Coupe, Sedan & Wagon	M24 X 1.5	87-1726
		Rear, Convertible	M27 X 1.5	87-1737
09-11	Rear, Coupe & Sedan	M24 X 1.5	87-1726	
	Rear, Convertible, Wagon	M27 X 1.5	87-1737	
328iC	96-99	Rear	M24 x 1.5	87-1726
328is	96-99	Rear	M24 X 1.5	87-1726
330Ci	01-06	Rear	M27 X 1.5	87-1737
330i	01-06	Rear	M27 X 1.5	87-1737
330xi	01-06	Front	M27 X 1.5	87-1737
		Rear	M27 X 1.5	87-1737
528i	97-00	Rear	M27 X 1.5	87-1737
	08-12	Rear	M27 X 1.5	87-1737
528i xDrive	09-10	Front	M27 X 1.5	87-1737
		Rear	M27 X 1.5	87-1737
	12-13	Front	M27 X 1.5	87-1737
		Rear	M27 X 1.5	87-1737
528iT	99-00	Rear	M27 X 1.5	87-1737
528xi	2008	Front	M27 X 1.5	87-1737
		Rear	M27 X 1.5	87-1737
530i	01-07	Rear	M27 X 1.5	87-1737
530xi	06-07	Front	M27 X 1.5	87-1737
		Rear	M27 X 1.5	87-1737
535i	08-12	Rear	M27 X 1.5	87-1737
540i	97-03	Rear	M27 X 1.5	87-1737
540it	99-00	Rear	M27 X 1.5	87-1737
545i	04-05	Rear	M27 X 1.5	87-1737
550i	06-12	Rear	M27 X 1.5	87-1737
645Ci	04-05	Rear	M27 X 1.5	87-1737
650i	06-10	Rear	M27 X 1.5	87-1737
	2012	Rear	M27 X 1.5	87-1737
740i	1995	Rear	M27 X 1.5	87-1737
	97-01	Rear	M27 X 1.5	87-1737
	11-12	Rear	M27 X 1.5	87-1737
740iL	95-01	Rear	M27 X 1.5	87-1737
745i	02-05	Rear	M27 X 1.5	87-1737
745Li	02-05	Rear	M27 X 1.5	87-1737
750i	06-12	Rear	M27 X 1.5	87-1737
750i xDrive	10-12	Rear	M27 X 1.5	87-1737
750iL	95-01	Rear	M27 X 1.5	87-1737
760i	04-06	Rear	M27 X 1.5	87-1737
760Li	03-08	Rear	M27 X 1.5	87-1737
	10-12	Rear	M27 X 1.5	87-1737
840Ci	94-97	Rear	M27 X 1.5	87-1737
850Ci	93-97	Rear	M27 X 1.5	87-1737



# AXLE SPINDLE NUTS

MAKE / MODEL	YEARS	SPECIFICATIONS	THREAD	PART #
<b>BMW (Continued)</b>				
<b>850Csi</b>	94-95	Rear	M27 X 1.5	87-1737
<b>850i</b>	91-92	Rear	M27 X 1.5	87-1737
<b>M3</b>	88-91	Rear	M22 X 1.5	87-1736
	95-06	Rear	M27 X 1.5	87-1737
	08-12	Front	M27 X 1.5	87-1737
		Rear	M27 X 1.5	87-1737
<b>M5</b>	00-03	Rear	M27 X 1.5	87-1737
	06-10	Rear	M27 X 1.5	87-1737
<b>Z3</b>	96-98	Rear, 1.9L	M22 X 1.5	87-1736
	97-00	Rear, 2.8L	M22 X 1.5	87-1736
	99-02	Rear, 2.5L	M22 X 1.5	87-1736
	98-02	Rear, 3.2L	M27 X 1.5	87-1737
	01-02	Rear, 3.0L	M24 X 1.5	87-1726
<b>Z8</b>	00-03	Rear	M27 X 1.5	87-1737

## BMW SUV/Truck/Van

<b>X5</b>	00-05	Front	M27 X 1.5	87-1737
		Rear	M27 X 1.5	87-1737

## Buick

<b>Century</b>	82-91	LD Brakes	M20 X 1.5	87-1131
		HD Brakes	M24 X 2.0	87-1132
	92-93	Front	M24 X 2.0	87-1132
	94-05	Front	M27 X 2.0	87-1721
<b>Electra</b>	85-90	Front	M24 X 2.0	87-1132
<b>LaCrosse</b>	05-09	Front	M27 X 2.0	87-1721
<b>LeSabre</b>	86-91	Front	M24 X 2.0	87-1132
	92-05	Front	M27 X 2.0	87-1721
<b>Lucerne</b>	06-11	Front	M27 X 2.0	87-1721
<b>Park Avenue</b>	91-05	Front	M27 X 2.0	87-1721
<b>Reatta</b>	88-91	Front	M24 X 2.0	87-1132
<b>Regal</b>	88-96	Front	M24 X 2.0	87-1132
	97-04	Front	M27 X 2.0	87-1721
<b>Riviera</b>	79-85	All	M24 X 1.5	87-1730
	86-91	All	M24 X 2.0	87-1132
	92-99	All	M27 X 2.0	87-1721
<b>Skyhawk</b>	82-89	All	M20 X 1.5	87-1131
<b>SkyLark</b>	80-98	All	M20 X 1.5	87-1131
<b>Somerset</b>	86-87	All	M20 X 1.5	87-1131
<b>Somerset Regal</b>	1985	All	M20 X 1.5	87-1131



# AXLE SPINDLE NUTS

MAKE / MODEL

YEARS

SPECIFICATIONS

THREAD

PART #

## Buick SUV/Truck/Van

<b>Enclave</b>	08-12.....	Front .....	M27 X 2.0 .....	87-1721
		Rear, AWD.....	M27 X 2.0 .....	87-1721
<b>Rainier</b>	04-07.....	Front, AWD .....	M24 X 2.0 .....	87-1738
<b>Rendezvous</b>	02-06.....	Front .....	M27 X 1.5 .....	87-1721
		Rear, AWD.....	M27 X 1.5 .....	87-1721
	2007.....	Front .....	M27 X 1.5 .....	87-1721
<b>Terraza</b>	05-07.....	Front .....	M27 X 1.5 .....	87-1721
	05-06.....	Rear, AWD.....	M27 X 1.5 .....	87-1721

## Cadillac

<b>Allante</b>	87-92.....	Front .....	M24 X 2.0 .....	87-1132
	1993.....	Front .....	M27 X 2.0 .....	87-1721
<b>Cimarron</b>	82-88.....	Front .....	M20 X 1.5 .....	87-1131
<b>CTS</b>	2003.....	Rear.....	M24 X 2.0 .....	87-1738
	04-07.....	Rear, V6 Engine.....	M24 X 1.5 .....	87-1738
		Rear, V8 Engine.....	M27 X 1.5 .....	87-1721
	08-13.....	Front .....	M24 X 2.0 .....	87-1738
Rear .....		M24 X 2.0 .....	87-1738	
<b>Deville</b>	85-93.....	Front .....	M24 X 2.0 .....	87-1132
	94-99.....	Front .....	M27 X 2.0 .....	87-1721
	00-05.....	Front, HD Suspension (FE7) .....	M24 X 2.0 .....	87-1738
	00-05.....	Front, Soft Ride Suspension (FE1).....	M27 X 2.0 .....	87-1721
<b>DTS</b>	06-10.....	Exc. HD. Suspension .....	M27 x 2.0.....	87-1721
		H.D. Suspension .....	M24 X 2.0 .....	87-1132
<b>Eldorado</b>	79-85.....	Front .....	M24 X 1.5 .....	87-1730
	86-91.....	Front .....	M24 X 2.0 .....	87-1132
	92-01.....	Front .....	M27 X 2.0 .....	87-1721
<b>Fleetwood</b>	85-86.....	Front (Exc Brougham) .....	M24 X 2.0 .....	87-1132
	87-91.....	Front .....	M24 X 2.0 .....	87-1132
	1992.....	Front .....	M27 X 1.5 .....	87-1721
<b>Seville</b>	86-90.....	Front .....	M24 X 2.0 .....	87-1132
	91-93.....	Front, 4.6L .....	M24 X 2.0 .....	87-1132
		Front, 4.9L .....	M27 X 2.0 .....	87-1721
94-01.....	Front .....	M27 X 2.0 .....	87-1721	
<b>STS</b>	05-11.....	Front, AWD .....	M24 X 2.0 .....	87-1738
		Rear, AWD.....	M24 X 2.0 .....	87-1738
		Rear, RWD.....	M24 X 2.0 .....	87-1738
<b>XLR</b>	04-09.....	Rear.....	M27 X 2.0 .....	87-1721

## Cadillac SUV/Truck/Van

<b>Escalade</b>	99-01.....	All.....	M24 X 2.0 .....	87-1132
<b>SRX</b>	04-09.....	Front, AWD .....	M24 X 2.0 .....	87-1738
		Rear, AWD.....	M24 X 2.0 .....	87-1738
		Rear, RWD.....	M24 X 2.0 .....	87-1738

Spindle Nuts



# AXLE SPINDLE NUTS

MAKE / MODEL

YEARS

SPECIFICATIONS

THREAD

PART #

## Chevrolet/Geo

<b>Beretta</b>	87-96	Front	M20 X 1.5	87-1131
<b>Cavalier</b>	82-05	Front	M20 X 1.5	87-1131
<b>Celebrity</b>	82-90	Front, LD Brakes	M20 X 1.5	87-1131
	83-90	Front, HD Brakes	M24 X 2.0	87-1132
<b>Citation</b>	80-85	Front	M20 X 1.5	87-1131
<b>Classic</b>	04-05	Front	M24 X 2.0	87-1738
<b>Cobalt</b>	05-10	Front	M20 X 1.5	87-1131
<b>Corsica</b>	87-96	Front	M20 X 1.5	87-1131
<b>Corvette</b>	95-96	Rear, (Incl. ZR1)	M24 X 1.5	87-1730
	97-05	Rear	M27 X 2.0	87-1721
	06-13	Rear, Base Model	M27 X 2.0	87-1721
<b>Cruze</b>	11-12	Front	M22 X 1.5	87-1743
<b>HHR</b>	06-11	Front	M20 X 1.5	87-1131
<b>Impala</b>	00-12	Front	M27 X 2.0	87-1721
<b>Lumina</b>	90-97	Front	M24 X 2.0	87-1132
	98-01	Front	M24 X 2.0	87-1738
<b>Malibu</b>	97-12	Front	M24 X 2.0	87-1738
<b>Metro</b>	89-01	Front	M18 X 1.5	87-1311
<b>Monte Carlo</b>	95-97	Front	M24 X 2.0	87-1132
	98-99	Front	M24 X 2.0	87-1738
	00-07	Front	M27 X 2.0	87-1721
<b>Nova</b>	85-88	Front	M19 X 1.5	87-1711 ②
② Note: Spindle nut retainer for 87-1711, order: 87-5788. Flat Washer for 87-1711, order: 87-5795.				
<b>Prizm</b>	89-91	Front	M19 X 1.5	87-1711 ②
	92-02	Front	M22 X 1.5	87-1712 ③
② Note: Spindle nut retainer for 87-1711, order: 87-5788. Flat Washer for 87-1711, order: 87-5795.				
③ Note: Spindle nut retainer for 87-1712, order: 87-5789.				
<b>Spectrum</b>	85-86	Front	M20 X 1.0	87-1412
	87-89	Front	M20 X 1.0	87-1411
<b>Sprint</b>	85-88	Front	M18 X 1.5	87-1641
<b>Storm</b>	90-93	Front	M20 X 1.0	87-1411

## Chevrolet SUV/Truck/Van

<b>Astro AWD</b>	90-05	Front	M24 X 2.0	87-1132
<b>Avalanche 4WD</b>	07-13	Front	M24 X 2.0	87-1132
<b>Avalanche 1500 4WD</b>	02-06	Front	M24 X 2.0	87-1132
<b>Avalanche 2500 4WD</b>	02-06	Front	M24 X 2.0	87-1132
<b>Blazer 4WD (Full Size)</b>	92-94	Front	M24 X 2.0	87-1132
<b>Blazer 4WD (Mid Size)</b>	1995	Front	M24 X 1.5	87-1730
	1996	Front, (1st Design, Standard Nut)	M24 X 1.5	87-1730
		Front, (2nd Design, Self Locking Nut)	M24 X 2.0	87-1132
	97-01	Front	M24 X 2.0	87-1132
<b>Colorado 4WD</b>	04-12	Front	M24 X 2.0	87-1132



# AXLE SPINDLE NUTS

MAKE / MODEL

YEARS

SPECIFICATIONS

THREAD

PART #

## Chevrolet SUV/Truck/Van (Continued)

<b>Equinox</b>	05-06	Front	M27 X 2.0	87-1721
		Rear, AWD	M20 X 1.5	87-1131
	07-13	Front	M24 X 2.0	87-1738
		Rear, AWD	M24 X 2.0	87-1738
<b>Express 1500</b>	03-13	Front, AWD	M24 X 2.0	87-1132
<b>K1500</b>	88-99	All	M24 X 2.0	87-1132
<b>K1500 Suburban</b>	92-99	Front	M24 X 2.0	87-1132
<b>K2500</b>	88-00	Front	M24 X 2.0	87-1132
<b>K2500 Suburban</b>	92-99	Front	M24 X 2.0	87-1132
<b>K3500</b>	88-00	Front	M24 X 2.0	87-1132
<b>Lumina APV</b>	90-91	Front	M24 X 2.0	87-1132
	92-96	Front	M27 X 2.0	87-1721
<b>S10 4WD</b>	82-95	Front	M24 X 1.5	87-1730
	1996	Front, (1st Design, Standard Nut)	M24 X 1.5	87-1730
		Front, (2nd Design, Self Locking Nut)	M24 X 2.0	87-1132
	97-04	Front	M24 X 2.0	87-1132
<b>S10 Blazer 4WD</b>	83-94	Front	M24 X 1.5	87-1730
<b>Silverado 1500</b>	99-01	Front, 4WD	M24 X 2.0	87-1132
	02-05	Front, 4WD	M24 X 2.0	87-1132
		Rear, Quadrateer	M27 X 2.0	87-1721
	06-13	Front, 4WD	M24 X 2.0	87-1132
<b>Silverado 1500 HD</b>	2001	Front, 4WD	M24 X 2.0	87-1132
	02-03	Front, 4WD	M24 X 2.0	87-1132
		Rear, Quadrateer	M27 X 2.0	87-1721
	2005	Front, 4WD	M24 X 2.0	87-1132
		Rear, Quadrateer	M27 X 2.0	87-1721
	06-07	Front, 4WD	M24 X 2.0	87-1132
<b>Silverado 2500</b>	99-03	Front, 4WD	M24 X 2.0	87-1132
	2004	Front, 4WD	M24 X 2.0	87-1132
		Rear, Quadrateer	M27 X 2.0	87-1721
<b>Silverado 2500 HD</b>	01-10	Front, 4WD	M24 X 2.0	87-1132
	11-13	Front, 4WD	M27 X 2.0	87-1721
<b>Silverado 3500</b>	01-07	Front, 4WD	M24 X 2.0	87-1132
<b>Silverado 3500 HD</b>	07-10	Front 4WD	M24 X 2.0	87-1132
	11-13	Front, 4WD	M27 X 2.0	87-1721
<b>Suburban 1500</b>	00-12	Front, 4WD	M24 X 2.0	87-1132
<b>Suburban 2500</b>	00-02	Front, 4WD	M24 X 2.0	87-1132
	03-05	Front, 4WD	M24 X 2.0	87-1132
		Rear, Quadrateer	M27 X 2.0	87-1721
	06-12	Front, 4WD	M24 X 2.0	87-1132
<b>Tahoe 4WD</b>	95-12	Front	M24 X 2.0	87-1132
<b>Trailblazer 4WD</b>	02-09	Front	M24 X 2.0	87-1738
<b>Traverse</b>	09-13	Front	M27 X 2.0	87-1721
		Rear, AWD	M27 X 2.0	87-1721
<b>Uplander</b>	05-06	Front	M27 X 2.0	87-1721
		Rear, AWD	M27 X 2.0	87-1721
	07-08	Front	M27 X 2.0	87-1721
<b>Venture</b>	97-05	Front	M27 X 2.0	87-1721
	02-05	Rear, AWD	M27 X 2.0	87-1721



# AXLE SPINDLE NUTS

MAKE / MODEL	YEARS	SPECIFICATIONS	THREAD	PART #
<b>Chrysler</b>				
<b>300</b>	05-13	Front, AWD	M22 X 1.5	87-1743
		Front, RWD	M24 X 2.0	87-1745
		Rear	M22 X 1.5	87-1743
<b>300M</b>	99-04	Front	M27 X 2.0	87-1721
<b>Cirrus</b>	95-99	Front	M22 X 1.5	87-1728
	2000	Front	M22 X 1.5	87-1743
<b>Concorde</b>	93-04	Front	M27 X 2.0	87-1721
<b>Crossfire</b>	04-08	Front	M24 X 1.5	87-1726
<b>E Class</b>	83-84	Front	M22 X 1.5	87-1161
<b>Executive Sedan</b>	83-84	Front	M22 X 1.5	87-1161
<b>Imperial</b>	90-93	Front	M22 X 1.5	87-1161
<b>Laser</b>	84-86	Front	M22 X 1.5	87-1161
<b>LeBaron</b>	82-95	Front	M22 X 1.5	87-1161
<b>LHS</b>	94-01	Front	M27 X 2.0	87-1721
<b>New Yorker</b>	83-93	Front	M22 X 1.5	87-1161
	94-96	Front	M27 X 2.0	87-1721
<b>Prowler</b>	01-02	Rear	M27 X 2.0	87-1721
<b>PT Cruiser</b>	01-10	Front	M22 X 1.5	87-1728
<b>Sebring Convertible</b>	96-99	Front	M22 X 1.5	87-1728
	00-06	Front	M22 X 1.5	87-1743
	08-10	Front	M22 X 1.5	87-1739
<b>Sebring Coupe</b>	95-05	Front	M22 X 1.5	87-1191
<b>Sebring Sedan</b>	01-06	Front	M22 X 1.5	87-1743
	07-10	Front	M22 X 1.5	87-1739
<b>TC Maserati</b>	89-91	Front	M22 X 1.5	87-1161
<b>Town &amp; Country</b>	82-88	Front	M22 X 1.5	87-1161
<b>Chrysler SUV/Truck/Van</b>				
<b>Aspen</b>	07-09	Front	M24 X 2.0	87-1738
<b>Grand Voyager</b>	2000	Front	M22 X 1.5	87-1161
<b>Pacifica</b>	04-06	Front	M22 X 1.5	87-1161
		Rear, AWD	M22 X 1.5	87-1161
	07-08	Front	M22 X 1.5	87-1739
		Rear, AWD	M22 X 1.5	87-1739
<b>Town &amp; Country AWD</b>	92-95	Front	M22 X 1.5	87-1161
		Rear	M22 X 1.5	87-1161
	97-04	Front	M22 X 1.5	87-1161
		Rear	M22 X 1.5	87-1161
<b>Town &amp; Country FWD</b>	90-07	Front	M22 X 1.5	87-1161
	1996	Rear	M22 X 1.5	87-1161
	97-07	Rear (Drum Brakes Only)	M22 X 1.5	87-1161
	08-13	Front	M22 X 1.5	87-1739
<b>Voyager</b>	00-03	Front	M22 X 1.5	87-1161
		Rear	M22 X 1.5	87-1161

Spindle Nuts



# AXLE SPINDLE NUTS

MAKE / MODEL

YEARS

SPECIFICATIONS

THREAD

PART #

## Daihatsu

<b>Charade</b>	88-92	All	M22 X 1.5	87-1191
----------------	-------	-----	-----------	---------

## Dodge

<b>400</b>	82-83	Front	M22 X 1.5	87-1161
<b>600</b>	83-88	Front	M22 X 1.5	87-1161
<b>Aries</b>	83-89	Front	M22 X 1.5	87-1161
<b>Avenger</b>	95-00	Front	M22 X 1.5	87-1191
	08-13	Front	M22 X 1.5	87-1739
<b>Caliber</b>	07-08	Front	M22 X 1.5	87-1728
		Rear, R/T AWD	M22 X 1.5	87-1728
	09-12	Front	M22 X 1.5	87-1728
<b>Charger</b>	83-87	Front	M22 X 1.5	87-1161
	06-12	Front, AWD	M22 X 1.5	87-1743
		Front, RWD	M24 X 2.0	87-1745
		Rear, AWD	M22 X 1.5	87-1743
<b>Colt</b>	79-94	Front	M22 X 1.5	87-1191
<b>Daytona</b>	84-93	Front	M22 X 1.5	87-1161
<b>Dynasty</b>	88-93	Front	M22 X 1.5	87-1161
<b>Intrepid</b>	93-04	Front	M27 X 2.0	87-1721
<b>Lancer</b>	85-89	Front	M22 X 1.5	87-1161
<b>Magnum</b>	05-08	Front, AWD	M22 X 1.5	87-1743
		Front, RWD	M24 X 2.0	87-1745
		Rear, AWD	M22 X 1.5	87-1743
<b>Neon</b>	95-99	Front	M20 X 1.5	87-1722
	2000	Front	M22 X 1.5	87-1743
	01-05	Front	M22 X 1.5	87-1728
<b>Omni</b>	79-90	Front	M22 X 1.5	87-1161
<b>Shadow</b>	87-94	Front	M22 X 1.5	87-1161
<b>Spirit</b>	89-95	Front	M22 X 1.5	87-1161
<b>Stealth</b>	91-96	Front	M22 X 1.5	87-1191
<b>Stratus</b>	95-99	Front	M22 X 1.5	87-1728
	00-06	Front, Sedan	M22 X 1.5	87-1743
	01-05	Front, Coupe	M22 X 1.5	87-1191
<b>Viper</b>	92-01	Rear	M22 X 1.5	87-1731
	02-06	Front	M22 X 1.5	87-1731
		Rear	M22 X 1.5	87-1731
	08-10	Front	M22 X 1.5	87-1731
		Rear	M22 X 1.5	87-1731

Spindle Nuts





# AXLE SPINDLE NUTS

MAKE / MODEL

YEARS

SPECIFICATIONS

THREAD

PART #

## Dodge SUV/Truck/Van

<b>Caravan</b>	84-90	Front	M22 X 1.5	87-1161
	90-93	Front	M22 X 1.5	87-1161
		Rear, AWD	M22 X 1.5	87-1161
	94-96	Front	M22 X 1.5	87-1161
	97-07	Front	M22 X 1.5	87-1161
Rear (Drum Brakes Only)		M22 X 1.5	87-1161	
<b>Dakota (2WD)</b>	97-04	Front	M24 X 2.0	87-1745
	05-11	Front	M24 X 2.0	87-1738
<b>Dakota (4WD)</b>	87-90	Front	M22 X 1.5	87-1161
	91-04	Front	M22 X 1.5	87-1731
	05-10	Front	M24 X 2.0	87-1738
<b>Durango (2WD)</b>	99-03		M24 X 2.0	87-1745
	04-09	Front	M24 X 2.0	87-1738
<b>Durango (4WD)</b>	98-03	Front	M22 X 1.5	87-1731
	04-09	Front	M24 X 2.0	87-1738
<b>Grand Caravan (AWD)</b>	91-95	Front	M22 X 1.5	87-1161
		Rear	M22 X 1.5	87-1161
	97-04	Front	M22 X 1.5	87-1161
		Rear	M22 X 1.5	87-1161
<b>Grand Caravan (FWD)</b>	88-07	Front	M22 X 1.5	87-1161
	1996	Rear	M22 X 1.5	87-1161
	97-07	Rear (Drum Brakes Only)	M22 X 1.5	87-1161
	08-13	Front	M22 X 1.5	87-1739
<b>Journey</b>	09-12	Front	M22 X 1.5	87-1739
		Rear, AWD	M22 X 1.5	87-1739
<b>Mini Ram</b>	84-88	Front	M22 X 1.5	87-1161
<b>Nitro</b>	07-11	Front, 4WD	M24 X 2.0	87-1738
<b>Ram 1500 Pickup</b>	02-05	Front, 4WD	M24 X 2.0	87-1738
	06-08	Front, 4WD (Exc. Mega Cab)	M24 X 2.0	87-1738
		Front, RWD (Exc. Mega Cab)	M24 X 2.0	87-1738
	09-10	Front, 4WD	M24 X 2.0	87-1738
<b>Rampage</b>	82-84	Front	M22 X 1.5	87-1161
<b>Royal Mini Ram</b>	84-87	Front	M22 X 1.5	87-1161

## Eagle

<b>Summit</b>	89-96	Front	M22 X 1.5	87-1191
	92-95	Rear, 4WD	M22 X 1.5	87-1191
<b>Talon</b>	90-98	Front	M22 X 1.5	87-1191
	95-98	Rear, AWD	M22 X 1.5	87-1191
<b>Vision</b>	93-97	Front	M27 X 2.0	87-1721



# AXLE SPINDLE NUTS

MAKE / MODEL	YEARS	SPECIFICATIONS	THREAD	PART #
<b>Ford</b>				
<b>Aspire</b>	94-97	Front	M20 X 1.5	87-1715
<b>Contour</b>	95-00	Front	M22 X 1.5	87-1739
<b>Escort</b>	81-90	Front	M20 X 1.5	87-1291
	91-03	Front	M22 X 1.5	87-1461
<b>EXP</b>	82-88	Front	M20 X 1.5	87-1291
<b>Festiva</b>	88-2/89	Front	M20 X 1.5	87-1291
	3/89-93	Front	M20 X 1.5	87-1715
<b>Fiesta</b>	78-80	All	M20 X 1.5	87-1291
	11-13	Front	M22 X 1.5	87-1743
<b>Five Hundred</b>	05-07	Front	M22 X 1.5	87-1739
		Rear, AWD	M22 X 1.5	87-1739
<b>Focus</b>	00-12	Front	M22 X 1.5	87-1739
<b>Fusion</b>	10-12	Front	M22 X 1.5	87-1461
		Rear, FWD	M24 X 1.5	87-1013
<b>Probe</b>	89-97	Front	M22 X 1.5	87-1461
		Rear	M22 X 1.5	87-1461
<b>Taurus</b>	86-07	Front	M20 X 1.5	87-1131
<b>Tempo</b>	84-94	Front	M20 X 1.5	87-1291
<b>Thunderbird</b>	89-97	Rear	M24 X 2.0	87-1132
		02-05	Rear	M24 X 2.0

## Ford SUV/Truck/Van

<b>Aerostar</b>	95-97	Front	M20 X 1.5	87-1131	
<b>Escape</b>	01-12	Front	M22 X 1.5	87-1739	
		Rear	M22 X 1.5	87-1739	
<b>Expedition (4WD)</b>	97-02	Front	M24 X 2.0	87-1738	
		03-12	Front	M10 X 1.5	87-1748
		Rear	M24 X 2.0	87-1738	
<b>Explorer (4WD)</b>	95-01	Front	M22 X 1.5	87-1739	
		02-03	Front, Exc. Sport	M20 X 1.5	87-1740
		Front, Sport	M22 X 1.5	87-1739	
	04-05	Rear	M24 X 2.0	87-1738	
		Front	M20 X 1.5	87-1740	
		Rear	M24 X 2.0	87-1738	
06-09	Front	M22 X 1.5	87-1739		
	Rear	M24 X 2.0	87-1738		
<b>Explorer Sport Trac (4WD)</b>	01-05	Front	M22 X 1.5	87-1739	
		07-10	Front	M22 X 1.5	87-1739
		Rear	M24 X 2.0	87-1738	
<b>F150 (4WD)</b>	97-03	Front	M24 X 2.0	87-1738	
		2004	Front, Exc. Heritage	M10 X 1.5	87-1748
	05-11	Front, Heritage	M24 X 2.0	87-1738	
		Front	M10 X 1.5	87-1748	



# AXLE SPINDLE NUTS

MAKE / MODEL	YEARS	SPECIFICATIONS	THREAD	PART #
--------------	-------	----------------	--------	--------

## Ford SUV/Truck/Van (Continued)

<b>F250 (4WD)</b>	97-99	Front	M24 X 2.0	87-1738
<b>Flex</b>	09-12	Front	M22 X 1.5	87-1739
		Rear, AWD	M22 X 1.5	87-1739
<b>Freestar</b>	04-07	Front	M20 X 1.5	87-1131
<b>Freestyle</b>	05-07	Front	M22 X 1.5	87-1739
		Rear, AWD	M22 X 1.5	87-1739
<b>Ranger (4WD)</b>	2000	Front, w/o Pulse Vacuum Hub Locks	M22 X 1.5	87-1739
	01-11	Front	M22 X 1.5	87-1739
<b>Transit Connect</b>	10-12	Front	M22 X 1.5	87-1739
<b>Windstar</b>	95-03	All	M20 X 1.5	87-1131

## GMC SUV/Truck/Van

<b>Acadia</b>	07-13	Front	M27 X 2.0	87-1721
		Rear, AWD	M27 X 2.0	87-1721
<b>Canyon 4WD</b>	04-12	Front	M24 X 2.0	87-1132
<b>Envoy</b>	02-09	Front	M24 X 2.0	87-1738
<b>Jimmy 4WD</b>	92-95	Front	M24 X 1.5	87-1730
		Front, (1st Design, Standard Nut)	M24 X 1.5	87-1730
		Front, (2nd Design, Self Locking Nut)	M24 X 2.0	87-1132
	97-01	Front	M24 X 2.0	87-1132
<b>K1500</b>	88-99	Front	M24 X 2.0	87-1132
<b>K1500 Suburban</b>	92-99	Front	M24 X 2.0	87-1132
<b>K2500</b>	88-00	Front	M24 X 2.0	87-1132
<b>K2500 Suburban</b>	92-99	Front	M24 X 2.0	87-1132
<b>K3500</b>	88-00	Front	M24 X 2.0	87-1132
<b>S15 (4WD)</b>	92-90	Front	M24 X 1.5	87-1730
<b>S15 Jimmy 4WD</b>	83-91	Front	M24 X 1.5	87-1730
<b>Safari AWD</b>	90-05	Front	M24 X 2.0	87-1132
<b>Savana 1500 AWD</b>	03-13	Front	M24 X 2.0	87-1132
<b>Sierra 1500</b>	99-01	Front, 4WD	M24 X 2.0	87-1132
		Front, 4WD	M24 X 2.0	87-1132
	02-05	Rear, Quadrateer	M27 X 2.0	87-1721
		Front, 4WD	M24 X 2.0	87-1132
<b>Sierra 1500 HD</b>	01-02	Front, 4WD	M24 X 2.0	87-1132
	2003	Front, 4WD	M24 X 2.0	87-1132
		Rear, Quadrateer	M27 X 2.0	87-1721
	2005	Front, 4WD	M24 X 2.0	87-1132
		Rear, Quadrateer	M27 X 2.0	87-1721
	06-07	Front, 4WD	M24 X 2.0	87-1132
<b>Sierra 2500</b>	99-03	Front, 4WD	M24 X 2.0	87-1132
		Front, 4WD	M24 X 2.0	87-1132
	2004	Rear, Quadrateer	M27 X 2.0	87-1721
<b>Sierra 2500 HD</b>	01-10	Front, 4WD	M24 X 2.0	87-1132
	11-13	Front, 4WD	M27 X 2.0	87-1721



# AXLE SPINDLE NUTS

MAKE / MODEL	YEARS	SPECIFICATIONS	THREAD	PART #
--------------	-------	----------------	--------	--------

## GMC SUV/Truck/Van (Continued)

<b>Sierra 3500</b>	01-07	Front, 4WD	M24 X 2.0	87-1132
<b>Sierra 3500 HD</b>	07-10	Front 4WD	M24 X 2.0	87-1132
	11-13	Front, 4WD	M27 X 2.0	87-1721
<b>Sierra Denali</b>	02-05	Front, 4WD	M24 X 2.0	87-1132
		Rear, QuadraSteer	M27 X 2.0	87-1721
	06-10	Front, 4WD	M24 X 2.0	87-1132
<b>Sonoma 4WD</b>	91-95	Front	M24 X 1.5	87-1730
	1996	Front, (1st Design, Standard Nut)	M24 X 1.5	87-1730
		Front, (2nd Design, Self Locking Nut)	M24 X 2.0	87-1132
	97-01	Front	M24 X 2.0	87-1132
<b>Syclone</b>	1991	Front	M24 X 1.5	87-1730
<b>Terrain</b>	10-12	Front	M24 X 2.0	87-1738
		Rear, AWD	M24 X 2.0	87-1738
<b>Typhoon</b>	92-93	Front	M24 X 1.5	87-1730
<b>V1500 Suburban</b>	88-91	Front	M24 X 2.0	87-1132
<b>V2500 Suburban</b>	88-91	Front	M24 X 2.0	87-1132
<b>Yukon</b>	92-12	Front	M24 X 2.0	87-1132
<b>Yukon XL 1500</b>	00-12	Front	M24 X 2.0	87-1132
<b>Yukon XL 2500</b>	00-02	Front, 4WD	M24 X 2.0	87-1132
	03-06	Front, 4WD	M24 X 2.0	87-1132
		Rear, QuadraSteer	M27 X 2.0	87-1721
	07-12	Front, 4WD	M24 X 2.0	87-1132

## Geo (See Chevrolet)

## Honda

<b>Accord</b>	76-79	Front	M22 X 1.5	87-1011
	80-85	Front	M22 X 1.5	87-1012
	86-89	Front	M22 X 1.5	87-1012
		Rear	M22 X 1.5	87-1012
	90-91	Front	M24 X 1.5	87-1013
		Rear	M22 x 1.5	87-1012
	92-95	Front	M24 X 1.5	87-1013
		Rear, Exc. Wagon	M22 X 1.5	87-1012
		Wagon	M24 X 1.5	87-1013
	96-97	Front	M24 X 1.5	87-1013
		Rear, Coupe	M22 X 1.5	87-1012
		Rear, Exc. Coupe	M24 X 1.5	87-1013
	98-02	Front	M24 X 1.5	87-1013
		Rear	M22 X 1.5	87-1012
	03-04	Front, 2.4L, A/T	M22 X 1.5	87-1012
		M/T	M24 X 1.5	87-1013
		3.0L	M24 X 1.5	87-1013
		Rear	M22 X 1.5	87-1012
	05-07	Front, 2.4L, A/T	M22 X 1.5	87-1012
M/T		M24 X 1.5	87-1013	
3.0L, Inc, Hybrid		M24 X 1.5	87-1013	
Rear, Exc. Hybrid		M22 X 1.5	87-1012	
08-12	Front	M26 X 1.5	87-1720	



# AXLE SPINDLE NUTS

MAKE / MODEL

YEARS

SPECIFICATIONS

THREAD

PART #

## Honda (Continued)

<b>Accord Crosstour</b>	10-12	Front	M26 X 1.5	87-1720
		Rear, AWD	M24 X 1.5	87-1013
<b>Civic</b>	73-79	Front	M22 X 1.5	87-1011
	80-83	Front	M22 X 1.5	87-1012
	84-05	Front	M22 X 1.5	87-1012
		Rear	M22 X 1.5	87-1012
	06-11	Front, Exc. 2.0L	M22 X 1.5	87-1012
		Front, 2.0L	M24 X 1.5	87-1013
2012	Front, Exc. 2.4L	M22 X 1.5	87-1012	
	Front, 2.4L	M24 X 1.5	87-1013	
<b>Civic del Sol</b>	93-97	Front	M22 X 1.5	87-1012
		Rear	M22 X 1.5	87-1012
	80-01	All	M22 X 1.5	87-1012
<b>CRX</b>	84-91	Front	M22 X 1.5	87-1012
		Rear	M22 X 1.5	87-1012
<b>Fit</b>	07-13	Front	M22 X 1.5	87-1012
		Rear	M22 X 1.5	87-1012
<b>Insight</b>	00-06	Front	M22 X 1.5	87-1012
	10-13	Front	M22 X 1.5	87-1012
<b>Prelude</b>	79-87	All	M22 X 1.5	87-1012
	88-89	Front	M22 X 1.5	87-1012
		Rear	M24 X 1.5	87-1013
	90-91	Front	M24 X 1.5	87-1013
		Rear	M24 X 1.5	87-1013
92-01	Front	M24 X 1.5	87-1013	
		Rear	M22 X 1.5	87-1012
<b>S2000</b>	00-09	Rear	M24 X 1.5	87-1013
<b>Wagovan</b>	1984	Front	M22 X 1.5	87-1012
	86-87	Front	M22 X 1.5	87-1012

## Honda SUV/Truck/Van

<b>CR-V (4WD)</b>	97-06	Front	M24 X 1.5	87-1013
		Rear	M22 X 1.5	87-1012
	07-12	Front	M24 X 1.5	87-1013
		Rear	M24 X 1.5	87-1013
<b>Element</b>	03-11	Front	M24 X 1.5	87-1013
		Rear, 4WD	M22 X 1.5	87-1012
<b>Odyssey</b>	95-98	Front	M24 X 1.5	87-1013
		Rear	M24 X 1.5	87-1013
	99-04	Front	M24 X 1.5	87-1013
		Rear	M24 X 1.5	87-1013
	05-13	Front	M26 X 1.5	87-1720
<b>Passport</b>	2002	Front	M24 X 1.5	87-1013



# AXLE SPINDLE NUTS

MAKE / MODEL

YEARS

SPECIFICATIONS

THREAD

PART #

## Honda SUV/Truck/Van (Continued)

<b>Pilot</b>	03-04	Front	M24 X 1.5	87-1013
		Rear, AWD	M24 X 1.5	87-1013
	2005	Front	M26 X 1.5	87-1720
		Rear, AWD	M24 X 1.5	87-1013
	06-08	Front	M26 X 1.5	87-1720
		Rear, AWD	M24 X 1.5	87-1013
		Rear, FWD	M24 X 1.5	87-1013
	09-13	Front	M26 X 1.5	87-1720
		Rear, AWD	M24 X 1.5	87-1013
<b>Ridgeline</b>	06-13	Front	M26 X 1.5	87-1720
		Rear	M24 X 1.5	87-1013

## Hummer

<b>H2</b>	03-09	Front	M24 X 2.0	87-1132
<b>H3</b>	06-10	Front	M24 X 2.0	87-1132
<b>H3T</b>	09-10	Front	M24 X 2.0	87-1132

## Hyundai

<b>Accent</b>	95-12	Front	M22 X 1.5	87-1191
		Rear	M22 X 1.5	87-1012
<b>Azera</b>	06-11	Front	M22 X 1.5	87-1191
<b>Elantra</b>	92-95	Front	M22 X 1.5	87-1191
		Rear	M22 X 1.5	87-1012
	06-10	Front	M22 X 1.5	87-1191
		11-12	Front	M22 X 1.5
<b>Excel</b>	86-94	Front	M22 X 1.5	87-1191
<b>Genesis Coupe</b>	10-12	Rear	M22 X 1.5	87-1191
<b>Genesis Sedan</b>	09-13	Rear	M22 X 1.5	87-1191
<b>Scoupe</b>	91-95	Front	M22 X 1.5	87-1191
<b>Sonata</b>	89-93	Front	M22 X 1.5	87-1191
		Rear	M22 X 1.5	87-1012
	94-98	Front	M22 X 1.5	87-1191
		Rear	M22 X 1.5	87-1012
99-13	Front	M22 X 1.5	87-1191	
<b>Tiburon</b>	97-01	Front	M22 X 1.5	87-1191
		Rear	M22 X 1.5	87-1012
	03-08	Front	M22 X 1.5	87-1191
		Rear	M22 X 1.5	87-1012
<b>XG300</b>	2001	Front	M22 X 1.5	87-1191
<b>XG350</b>	02-05	Front	M22 X 1.5	87-1191



# AXLE SPINDLE NUTS

MAKE / MODEL

YEARS

SPECIFICATIONS

THREAD

PART #

## Hyundai SUV/Truck/Van

<b>Entourage</b>	07-18	Front	M24 X 1.5	87-1013
<b>Santa Fe</b>	01-12	Front	M22 X 1.5	87-1191
		Rear, FWD	M22 X 1.5	87-1012
		Rear, 4WD	M22 X 1.5	87-1191
<b>Tucson</b>	05-13	Front	M22 X 1.5	87-1191
		Rear, FWD	M22 X 1.5	87-1012
		Rear, 4WD	M22 X 1.5	87-1191
<b>Veracruz</b>	07-12	Front	M22 X 1.5	87-1191
		Rear, AWD	M22 X 1.5	87-1191

## Infiniti

<b>G20</b>	91-96	Front	M22 X 1.5	87-1161	
		Rear	M22 X 1.5	87-1723	
	99-02	Front	M24 X 1.5	87-1532	
<b>G35 Coupe</b>	03-07	Rear	M24 X 1.5	87-1746	
<b>G35 Sedan</b>	03-06	Rear	M24 X 1.5	87-1746	
		AWD, Front	M24 X 1.5	87-1746	
<b>I30</b>	96-99	Front	M24 X 1.5	87-1532	
		Rear (To 10/97)	M22 X 1.5	87-1723	
		00-01	Front	M24 X 1.5	87-1746
<b>I35</b>	02-04	Front	M24 X 1.5	87-1746	
<b>J30</b>	93-97	Rear	M24 X 1.5	87-1532	
<b>M35</b>	06-10	Front, AWD	M24 X 1.5	87-1746	
		Rear	M24 X 1.5	87-1746	
<b>M37</b>	11-12	Front, AWD	M24 X 1.5	87-1746	
		Rear	M24 X 1.5	87-1746	
<b>M45</b>	03-04	Rear	M24 X 1.5	87-1746	
		06-07	Rear	M24 X 1.5	87-1746
		08-10	Front, AWD	M24 X 1.5	87-1746
		Rear	M24 X 1.5	87-1746	
<b>M56</b>	11-12	Front, AWD	M24 X 1.5	87-1746	
		Rear	M24 X 1.5	87-1746	
<b>Q45</b>	90-01	Rear	M24 X 1.5	87-1532	
		02-06	Rear	M24 X 1.5	87-1746

## Infiniti SUV/Truck/Van

<b>EX35</b>	08-12	Front, AWD	M24 X 1.5	87-1746
		Rear	M24 X 1.5	87-1746
<b>FX35</b>	03-13	Front, AWD	M24 X 1.5	87-1746
		All, Rear	M24 X 1.5	87-1746
<b>FX45</b>	03-08	Front	M24 X 1.5	87-1746
		Rear	M24 X 1.5	87-1746

Spindle Nuts



# AXLE SPINDLE NUTS

MAKE / MODEL	YEARS	SPECIFICATIONS	THREAD	PART #
--------------	-------	----------------	--------	--------

## Infiniti SUV/Truck/Van (Continued)

FX50	09-11	Front	M24 X 1.5	87-1746
		Rear	M24 X 1.5	87-1746
QX56	04-10	Front	M24 X 1.5	87-1746
		Rear	M24 X 1.5	87-1746
	11-12	Front	M24 X 1.5	87-1746

## Isuzu

I-Mark	85-86	Front	M20 X 1.0	87-1412
	87-89	Front	M20 X 1.0	87-1411
Impulse	90-92	Rear	M20 X 1.0	87-1411
Stylus	91-93	Front	M20 X 1.0	87-1411
		Rear	M20 X 1.0	87-1411

## Isuzu SUV/Truck/Van

Ascender 4WD	03-08	Front	M24 X 2.0	87-1738
Axiom 4WD	02-04	Front	M24 X 1.5	87-1013
Hombre 4WD	98-00	All	M24 X 2.0	87-1132
i-350	2006	Front	M24 X 2.0	87-1132
i-370 4WD	07-08	Front	M24 X 2.0	87-1132
Oasis	96-99	Front	M24 X 1.5	87-1013
Rodeo 4WD	02-04	Front	M24 X 1.5	87-1013
Rodeo Sport 4WD	02-03	Front	M24 X 1.5	87-1013

## Jeep SUV/Truck/Van

Cherokee 4WD	84-01	Front	M24 X 1.5	87-1730
Comanche 4WD	86-92	Front	M24 X 1.5	87-1730
Commander 4WD	06-10	Front	M24 X 2.0	87-1738
Compass	07-13	Front	M22 X 1.5	87-1728
		Rear, 4WD	M22 X 1.5	87-1728
Grand Cherokee 4WD	93-04	Front	M24 X 1.5	87-1730
	05-10	Front	M24 X 2.0	87-1738
	11-13	Front	M22 X 1.5	87-1739
Liberty	02-12	Front	M24 X 2.0	87-1738
Patriot	07-13	Front	M22 X 1.5	87-1728
		Rear, 4WD	M22 X 1.5	87-1728
Wagoneer (4WD)	84-90	Front	M24 X 1.5	87-1730

## Kia

Amanti	04-09	Front	M22 X 1.5	87-1191
Forte	10-12	Front	M22 X 1.5	87-1461
Optima	01-03	All	M22 X 1.5	87-1191





# AXLE SPINDLE NUTS

MAKE / MODEL	YEARS	SPECIFICATIONS	THREAD	PART #
--------------	-------	----------------	--------	--------

## Kia (Continued)

<b>Rio</b>	01-05	All	M20 X 1.5	87-1734
	06-07	Front	M22 X 1.5	87-1191
	08-11	Front	M22 X 1.5	87-1012
<b>Rio5</b>	06-07	Front	M22 X 1.5	87-1191
	08-11	Front	M22 X 1.5	87-1012
<b>Sephia</b>	94-01	Front	M22 X 1.5	87-1461
<b>Soul</b>	10-13	Front	M22 X 1.5	87-1012
<b>Spectra</b>	00-03	Front	M22 X 1.5	87-1461
		Rear	M22 X 1.5	87-1461
	2004	Front, 1.8L	M22 X 1.5	87-1461
		2.0L	M22 X 1.5	87-1191
		Rear	M22 X 1.5	87-1461
	05-09	Front	M22 X 1.5	87-1191
		Rear	M22 X 1.5	87-1461
<b>Spectra5</b>	05-09	Front	M22 X 1.5	87-1191
		Rear	M22 X 1.5	87-1461

## Kia SUV/Truck/Van

<b>Borrego</b>	2009	Front, 4WD	M24 X 1.5	87-1013
		Rear	M24 X 1.5	87-1013
<b>Rondo</b>	07-10	Front	M22 X 1.5	87-1191
<b>Sedona</b>	02-05	Front	M22 X 1.5	87-1461
	06-12	Front	M24 X 1.5	87-1013
<b>Sorento</b>	03-09	Front, 4WD	M22 X 1.5	87-1461
	11-13	Front	M22 X 1.5	87-1191
Rear		M22 X 1.5	87-1191	
<b>Spportage</b>	05-06	Front	M22 X 1.5	87-1191
		Rear, AWD	M22 X 1.5	87-1191
		Rear, FWD	M22 X 1.5	87-1012
	2007	Front	M22 X 1.5	87-1191
		Rear, AWD (To 9/18/06)	M22 X 1.5	87-1191
		Rear, AWD (From 9/18/06)	M22 X 1.5	87-1012
	08-10	Front	M22 X 1.5	87-1191
		Rear, AWD	M22 X 1.5	87-1012
	11-13	Front	M22 X 1.5	87-1191
		Rear, AWD	M22 X 1.5	87-1461

## Land Rover SUV/Truck/Van

<b>Discovery</b>	1999	Front, Series II	M24 X 1.5	87-1013
		Rear, Series II	M24 X 1.5	87-1013
	00-04	Front	M24 X 1.5	87-1013
		Rear	M24 X 1.5	87-1013



# AXLE SPINDLE NUTS

MAKE / MODEL

YEARS

SPECIFICATIONS

THREAD

PART #

## Land Rover SUV/Truck/Van (Continued)

Freelander	02-05	Front	M24 X 1.5	87-1013
		Rear	M24 X 1.5	87-1013
LR3	05-09	Front	M24 X 1.5	87-1013
		Rear	M24 X 1.5	87-1013
Range Rover	96-02	Front	M24 X 1.5	87-1013
		Rear	M24 X 1.5	87-1013
	03-11	Front	M27 X 1.5	87-1737
		Rear	M27 X 1.5	87-1737
Range Rover Sport	06-12	Front	M24 X 1.5	87-1013
		Rear	M24 X 1.5	87-1013

## Lexus

CT 200h	11-13	Front	M22 X 1.5	87-1712
ES 250	90-91	Front	M19 X 1.5	87-1711 ②
ES 300	92-01	All	M22 X 1.5	87-1712 ③
	02-03	Front	M22 X 1.5	87-1012
ES 330	04-06	Front	M22 X 1.5	87-1012
ES 350	07-12	Front	M22 X 1.5	87-1012
HS 250h	10-12	Front	M22 X 1.5	87-1012
IS 250	06-12	Front, AWD	M22 X 1.5	87-1012
LS 600h	08-13	Front	M22 X 1.5	87-1012

② Note: Spindle nut retainer for 87-1711, order: 87-5788. Flat Washer for 87-1711, order: 87-5795.

③ Note: Spindle nut retainer for 87-1712, order: 87-5789.

## Lexus SUV/Truck/Van

GX 460	10-12	Front	M28 X 1.5	87-1729
GX 470	03-09	Front	M28 X 1.5	87-1729
RX 300	99-03	All	M22 X 1.5	87-1712 ③
RX330	04-06	Front	M22 X 1.5	87-1012
		Rear, AWD	M22 X 1.5	87-1012
RX 350	07-13	Front	M22 X 1.5	87-1012
		Rear, AWD	M22 X 1.5	87-1012
RX 400h	06-08	Front	M22 X 1.5	87-1012
		Rear, AWD	M22 X 1.5	87-1012
RX 450h	10-13	Front	M22 X 1.5	87-1012
		Rear, AWD	M22 X 1.5	87-1012

③ Note: Spindle nut retainer for 87-1712, order: 87-5789.

## Lincoln

Continental	88-02	Front	M20 X 1.5	87-1131
LS	00-06	Rear	M24 X 2.0	87-1738

Spindle Nuts



# AXLE SPINDLE NUTS

MAKE / MODEL                      YEARS                      SPECIFICATIONS                      THREAD                      PART #

## Lincoln (Continued)

<b>Mark VIII</b>	93-98	Rear	M24 X 2.0	87-1132
<b>MKZ</b>	07-12	Front	M22 X 1.5	87-1461
		Rear, AWD	M24 X 1.5	87-1013
<b>Zephyr</b>	2006	Front	M22 X 1.5	87-1461
		Rear	M24 X 1.5	87-1013

## Lincoln SUV/Truck/Van

<b>Aviator</b>	03-05	Front	M20 X 1.5	87-1740	
		Rear	M24 X 2.0	87-1738	
<b>Mark LT</b>	06-08	Front	M10 X 1.5	87-1748	
<b>Navigator (4WD)</b>	98-02	Front	M24 X 2.0	87-1738	
		03-11	Front	M10 X 1.5	87-1748
			Rear	M24 X 2.0	87-1738

## Mazda

<b>2</b>	11-13	Front	M22 X 1.5	87-1743
		<b>3</b>	05-09	Front (From 1/6/05)
<b>3</b>	10-13	Front	M22 X 1.5	87-1743
		<b>323</b>	86-87	Front
Rear, Drivers Side ⑥	M16 X 1.5			87-1463
Rear, Passenger Side ⑦	M16 X 1.5			87-1464
88-89	Front		M20 X 1.5	87-1291
	Rear, Drivers Side (Exc. Turbo) ⑥		M16 X 1.5	87-1463
	Rear, Passenger Side (Exc. Turbo) ⑦		M16 X 1.5	87-1464
		Rear, Turbo AWD	M20 X 1.5	87-1291
		Rear	M22 X 1.5	87-1461

⑥ Note: Fits driver side only; nut is **RIGHT HAND** thread.

⑦ Note: Fits passenger side only; nut is **LEFT HAND** thread.

<b>6</b>	03-05	Front	M22 X 1.5	87-1461	
		06-07	Front (Exc. Mazdaspeed)	M22 X 1.5	87-1461
			Front, Mazdaspeed	M24 X 1.5	87-1013
			Rear, Mazdaspeed	M22 X 1.5	87-1461
	2008	Front	M22 X 1.5	87-1461	
		09-13	Front, 2.5L	M22 X 1.5	87-1743
<b>626</b>	83-87	Front	M20 X 1.5	87-1291	
		Rear	M16 X 1.5	87-1463	
	88-02	Front	M22 X 1.5	87-1461	
		Rear	M22 X 1.5	87-1461	
<b>929</b>	88-91	Front	M22 X 1.0	87-1462	
		Rear	M22 X 1.0	87-1462	
	92-95	Front	M24 X 1.5	87-1013	
		Rear	M24 X 1.5	87-1013	
<b>GLC</b>	81-85	Front	M20 X 1.5	87-1291	
		Rear ⑤	M16 X 1.5	87-1463	

⑤ Note: Fits both driver and passenger sides; nut is **RIGHT HAND** thread.

Spindle Nuts



# AXLE SPINDLE NUTS

MAKE / MODEL                      YEARS                      SPECIFICATIONS                      THREAD                      PART #

## Mazda (Continued)

<b>Millenia</b>	1995	Front, 2.3L (To Chassis # 138176)	M24 X 1.5	87-1013
		(From Chassis #138176)	M22 X 1.5	87-1461
		Front, 2.5L	M22 X 1.5	87-1461
		Rear	M22 X 1.5	87-1461
	96-00	Front	M22 X 1.5	87-1461
		Rear, To 6/13/00	M22 X 1.5	87-1461
		From 6/13/00	M24 X 1.5	87-1013
	01-02	Front, 2.3L	M24 X 1.5	87-1013
		Front, 2.5L	M22 X 1.5	87-1461
		Rear	M24 X 1.5	87-1013
<b>MX-3</b>	92-95	Front	M22 X 1.5	87-1461
		Rear	M22 X 1.5	87-1461
<b>MX-5 Miata</b>	90-97	Front	M20 X 1.5	87-1715
		Rear	M20 X 1.5	87-1715
	99-05	Front	M20 X 1.5	87-1715
		Rear	M22 X 1.5	87-1461
	06-12	Rear	M22 X 1.5	87-1461
<b>MX-6</b>	88-97	Front	M22 X 1.5	87-1461
		Rear	M22 X 1.5	87-1461
<b>Protege</b>	90-00	Front	M22 X 1.5	87-1461
		Rear	M22 X 1.5	87-1461
	01-03	Front	M22 X 1.5	87-1461
		Rear, Disc Brakes	M24 X 1.5	87-1013
		Rear, Drum Brakes	M22 X 1.5	87-1461
<b>Protege5</b>	02-03	Front	M22 X 1.5	87-1461
		Rear	M24 X 1.5	87-1013
<b>RX-8</b>	01-11	Rear	M24 X 1.5	87-1013

## Mazda SUV/Truck/Van

<b>5</b>	06-09	Front	M22 X 1.5	87-1461
	2010	Front	M22 X 1.5	87-1743
	12-13	Front	M22 X 1.5	87-1743
<b>B3000 4WD</b>	01-02	All	M22 X 1.5	87-1739
<b>B4000 4WD</b>	01-09	All	M22 X 1.5	87-1739
<b>CX-7</b>	07-11	Front	M24 X 1.5	87-1013
		Rear, AWD	M22 X 1.5	87-1461
<b>CX-9</b>	07-12	Front	M24 X 1.5	87-1013
		Rear, AWD	M22 X 1.5	87-1461
<b>MPV</b>	89-98	Front	M24 X 1.5	87-1013
	00-05	Front	M22 X 1.5	87-1461
		Rear	M24 X 1.5	87-1013
<b>Tribute</b>	01-12	Front	M22 X 1.5	87-1739
		Rear, 4WD	M22 X 1.5	87-1739

Spindle Nuts



# AXLE SPINDLE NUTS

MAKE / MODEL	YEARS	SPECIFICATIONS	THREAD	PART #
--------------	-------	----------------	--------	--------

## Mercedes Benz

<b>All, Exc. E, ML &amp; S Series</b>	93-00	Rear, Cross Groove Design	M24 X 1.5	87-1726
<b>ML320, ML430</b>	98-99	Front	M24 X 1.5	87-1749

## Mercury

<b>Capri</b>	91-94	Front	M20 X 1.5	87-1291
<b>Cougar</b>	89-97	Rear	M24 X 2.0	87-1132
	99-02	Front	M22 X 1.5	87-1739
		Rear	M22 X 1.5	87-1739
<b>LN7</b>	82-83	Front	M20 X 1.5	87-1291
<b>Lynx</b>	81-87	Front	M20 X 1.5	87-1291
<b>Milan</b>	06-09	Rear, FWD	M24 X 1.5	87-1013
	10-11	Front	M22 X 1.5	87-1461
		Rear, FWD	M24 X 1.5	87-1013
<b>Montego</b>	05-07	Front	M22 X 1.5	87-1739
		Rear	M22 X 1.5	87-1739
<b>Mystique</b>	95-00	Front	M22 X 1.5	87-1739
<b>Sable</b>	86-05	Front	M20 X 1.5	87-1131
<b>Topaz</b>	84-94	All	M20 X 1.5	87-1291
<b>Tracer</b>	88-89	Front	M20 X 1.5	87-1291
		Rear, Drivers Side ⑥	M16 X 1.5	87-1463
		Rear, Passenger Side ⑦	M16 X 1.5	87-1464
	91-99	All	M22 X 1.5	87-1461
		Rear	M22 X 1.5	87-1461

⑥ Note: Fits driver side only; nut is **RIGHT HAND** thread.

⑦ Note: Fits passenger side only; nut is **LEFT HAND** thread.

## Mercury SUV/Truck/Van

<b>Mariner</b>	05-11	Front	M22 X 1.5	87-1739
		Rear	M22 X 1.5	87-1739
<b>Mountaineer (4WD)</b>	97-01	Front	M22 X 1.5	87-1739
	02-05	Front	M20 X 1.5	87-1740
		Rear	M24 X 2.0	87-1738
	06-10	Front	M22 X 1.5	87-1739
		Rear	M24 X 2.0	87-1738
<b>Villager</b>	93-02	Front	M24 X 1.5	87-1532
		Rear	M24 X 1.5	87-1532

## Mini

<b>Cooper</b>	02-13	Front	M22 X 1.5	87-1012
---------------	-------	-------	-----------	---------





# AXLE SPINDLE NUTS

MAKE / MODEL

YEARS

SPECIFICATIONS

THREAD

PART #

## Nissan/Datsun

<b>200SX</b>	84-88	Rear	M22 X 1.0	87-1531
	95-98	Front	M22 X 1.5	87-1161
		Rear	M22 X 1.5	87-1723
<b>240SX</b>	89-98	Rear	M24 X 1.5	87-1532
<b>300ZX</b>	90-96	Rear, (Exc. Turbo)	M24 X 1.5	87-1532
<b>350Z</b>	03-09	Rear	M24 X 1.5	87-1746
<b>Altima</b>	93-01	Front	M24 X 1.5	87-1532
	02-12	Front	M24 X 1.5	87-1746
<b>Cube</b>	09-13	Front	M22 X 1.5	87-1744
<b>GT-R</b>	09-12	Front	M24 X 1.5	87-1746
		Rear	M24 X 1.5	87-1746
<b>Leaf</b>	11-13	Front	M24 X 1.5	87-1746
<b>Maxima</b>	85-88	Front	M24 X 1.5	87-1532
	89-97	Front	M24 X 1.5	87-1532
		Rear	M22 X 1.5	87-1723
	98-99	Front	M24 X 1.5	87-1532
	00-13	Front	M24 X 1.5	87-1746
<b>NX</b>	91-93	Front	M22 X 1.5	87-1161
		Rear	M22 X 1.5	87-1723
<b>Pulsar</b>	1983	Front	M22 X 1.0	87-1531
<b>Pulsar NX</b>	83-86	Front	M22 X 1.0	87-1531
	87-90	Front	M22 X 1.5	87-1161
		Rear	M22 X 1.5	87-1723
<b>Sentra</b>	82-86	Front	M22 X 1.0	87-1531
	87-99	Front	M22 X 1.5	87-1161
		Rear	M22 X 1.5	87-1723
		Front	M22 X 1.5	87-1744
	02-06	Front, 1.8L	M22 X 1.5	87-1744
		Rear, 1.8L	M22 X 1.5	87-1744
		Front, 2.5L	M24 X 1.5	87-1746
		Rear, 2.5L	M24 X 1.5	87-1746
		Front	M24 X 1.5	87-1746
<b>Stanza</b>	82-86	Front	M22 X 1.0	87-1531
	87-92	Front	M24 X 1.5	87-1532
	86-99	Rear, AWD Wagon	M24 X 1.5	87-1532
<b>Versa</b>	07-12	Front	M22 X 1.5	87-1744

## Nissan SUV/Truck/Van

<b>Armada</b>	05-13	Front	M24 X 1.5	87-1746
	05-13	Rear	M24 X 1.5	87-1746
<b>Axxess</b>	1990	Front	M24 X 1.5	87-1532
		Rear, AWD	M24 X 1.5	87-1532
		Rear, FWD	M22 X 1.5	87-1723
<b>Frontier (4WD)</b>	05-12	Front	M24 X 1.5	87-1746
<b>Juke</b>	11-13	Front	M24 X 1.5	87-1746
		Rear, AWD	M22 X 1.5	87-1744



# AXLE SPINDLE NUTS

MAKE / MODEL                      YEARS                      SPECIFICATIONS                      THREAD                      PART #

## Nissan SUV/Truck/Van (Continued)

<b>Murano</b>	03-07	Front	M24 X 1.5	87-1746
		Rear, AWD	M24 X 1.5	87-1746
	09-13	Front	M24 X 1.5	87-1746
		Rear, AWD	M24 X 1.5	87-1746
<b>Pathfinder</b>	2004	Armada, Front	M24 X 1.5	87-1746
		Armada, Rear	M24 X 1.5	87-1746
	05-07	Front, 2WD	M24 X 1.5	87-1746
		Front, 4WD	M24 X 1.5	87-1746
		Rear	M24 X 1.5	87-1746
	08-09	Front, 2WD	M24 X 1.5	87-1746
Front, 4WD		M24 X 1.5	87-1746	
10-12	Front, 4WD	M24 X 1.5	87-1746	
<b>Quest</b>	93-02	Front	M24 X 1.5	87-1532
	04-09	Front	M24 X 1.5	87-1746
	11-13	Front	M24 X 1.5	87-1746
<b>Rogue</b>	08-13	Front	M24 X 1.5	87-1746
		Rear, AWD	M22 X 1.5	87-1744
<b>Titan</b>	04-13		M24 X 1.5	87-1746
<b>Xterra</b>	05-12	Front, 4WD	M24 X 1.5	87-1746

## Oldsmobile

<b>88</b>	92-99	Front	M27 X 2.0	87-1721
<b>98</b>	85-91	Front	M24 X 2.0	87-1132
	92-96	Front	M27 X 2.0	87-1721
<b>Achieva</b>	92-98	Front	M20 X 1.5	87-1131
<b>Alero</b>	99-04	Front	M24 X 2.0	87-1738
<b>Aurora</b>	95-03	Front	M27 X 2.0	87-1721
<b>Calais</b>	85-87	Front	M20 X 1.5	87-1131
<b>Cutlass</b>	97-99	Front	M24 X 2.0	87-1738
<b>Cutlass Calais</b>	88-91	Front	M20 X 1.5	87-1131
<b>Cutlass Ciera</b>	82-91	Front, LD Brakes	M20 X 1.5	87-1131
	83-93	Front, HD Brakes	M24 X 2.0	87-1132
	94-96	Front	M27 X 2.0	87-1721
<b>Cutlass Cruiser</b>	87-91	Front, LD Brakes	M20 X 1.5	87-1131
	87-93	Front, HD Brakes	M24 X 2.0	87-1132
	1994	Front	M27 X 2.0	87-1721
<b>Cutlass Supreme</b>	1988	Front, 2.8L	M24 X 2.0	87-1132
	89-96	Front	M24 X 2.0	87-1132
	1997	Front	M27 X 2.0	87-1721
<b>Delta 88</b>	86-91	Front	M24 X 2.0	87-1132
<b>Firenza</b>	82-88	Front	M20 X 1.5	87-1131
<b>Intrigue</b>	98-01	Front	M27 X 2.0	87-1721
<b>LSS</b>	96-99	All	M27 X 2.0	87-1721
<b>Omega</b>	80-84	All	M20 X 1.5	87-1131
<b>Regency</b>	97-98	Front	M27 X 2.0	87-1721
<b>Toronado</b>	79-85	All	M24 X 1.5	87-1730
	86-91	All	M24 X 2.0	87-1132
	1992	All	M27 X 2.0	87-1721





# AXLE SPINDLE NUTS

MAKE / MODEL

YEARS

SPECIFICATIONS

THREAD

PART #

## Oldsmobile SUV/Truck/Van

<b>Bravada (4WD)</b>	91-95	Front	M24 X 1.5	87-1730
	1996	Front, (1st Design, Standard Nut)	M24 X 1.5	87-1730
		Front, (2nd Design, Self Locking Nut)	M24 X 2.0	87-1132
	97-04	Front	M24 X 2.0	87-1132
<b>Silhouette</b>	90-91	Front	M24 X 2.0	87-1132
	92-04	Front	M27 X 2.0	87-1721
		Rear, AWD	M27 X 2.0	87-1721

## Plymouth

<b>Acclaim</b>	89-95	Front	M22 X 1.5	87-1161
<b>Breeze</b>	96-99	Front	M22 X 1.5	87-1728
	2000	Front	M22 X 1.5	87-1743
<b>Caravelle</b>	85-88	Front	M22 X 1.5	87-1161
<b>Champ</b>	79-82	Front	M22 X 1.5	87-1191
<b>Colt</b>	83-94	Front	M22 X 1.5	87-1191
<b>Horizon</b>	80-90	Front	M22 X 1.5	87-1161
<b>Laser</b>	90-94	Front	M22 X 1.5	87-1191
<b>Neon</b>	95-99	Front	M20 X 1.5	87-1722
	00-01	Front	M22 X 1.5	87-1743
<b>Prowler</b>	97-01	Rear	M27 X 2.0	87-1721
<b>Reliant</b>	81-89	Front	M22 X 1.5	87-1161
<b>Scamp</b>	1983	Front	M22 X 1.5	87-1161
<b>Sundance</b>	87-94	Front	M22 X 1.5	87-1161

## Plymouth SUV/Truck/Van

<b>Grand Voyager</b>	88-00	Front	M22 X 1.5	87-1161
	91-95	Rear, AWD	M22 X 1.5	87-1161
	96-97	Rear, Drum Brakes Only	M22 X 1.5	87-1161
<b>Voyager</b>	84-00	Front	M22 X 1.5	87-1161
	91-93	Rear, AWD	M22 X 1.5	87-1161
	96-97	Rear, Drum Brakes Only	M22 X 1.5	87-1161

## Pontiac

<b>6000</b>	82-91	Front, LD Brakes	M20 X 1.5	87-1131
	83-91	Front, HD Brakes	M24 X 2.0	87-1132
<b>Bonneville</b>	87-91	Front	M24 X 2.0	87-1132
	92-05	Front	M27 X 2.0	87-1721
<b>Fiero</b>	84-88	Rear	M20 X 1.5	87-1131
<b>G5</b>	07-09	Front	M20 X 1.5	87-1131
<b>G6</b>	05-10	Front	M24 X 2.0	87-1738
<b>Grand Am</b>	85-98	Front	M20 X 1.5	87-1131
	99-05	Front	M24 X 2.0	87-1738
<b>Grand Prix</b>	88-96	Front	M24 X 2.0	87-1132
	97-08	Front	M27 X 2.0	87-1721



# AXLE SPINDLE NUTS

MAKE / MODEL                      YEARS                      SPECIFICATIONS                      THREAD                      PART #

## Pontiac (Continued)

<b>J2000</b>	82-83	Front	M20 X 1.5	87-1131
<b>J2000 Sunbird</b>	84-85	Front	M20 X 1.5	87-1131
<b>LeMans</b>	88-93	Front	M20 X 1.0	87-1412
<b>Phoenix</b>	80-84	Front	M20 X 1.5	87-1131
<b>Solstice</b>	06-09	Rear	M24 X 2.0	87-1738
<b>Sunbird</b>	86-94	Front	M20 X 1.5	87-1131
<b>Sunfire</b>	95-05	Front	M20 X 1.5	87-1131
<b>Vibe</b>	03-10	Front	M22 X 1.5	87-1012
	03-06	Rear, AWD	M22 X 1.5	87-1012
	09-10	Rear, AWD	M22 X 1.5	87-1012

## Pontiac SUV/Truck/Van

<b>Aztek</b>	01-05	Front	M27 X 2.0	87-1721
		Rear, AWD	M27 X 2.0	87-1721
<b>Montana</b>	99-06	Front	M27 X 2.0	87-1721
	02-06	Rear, AWD	M27 X 2.0	87-1721
<b>Torrent</b>	2006	Front	M27 X 2.0	87-1721
		Rear, AWD	M20 X 1.5	87-1131
	07-09	Front	M24 X 2.0	87-1738
		Rear, AWD	M24 X 2.0	87-1738
<b>Trans Sport</b>	90-91	All	M24 X 2.0	87-1132
	92-98	All	M27 X 2.0	87-1721

## Porsche

<b>356, A, B, C</b>	50-64	Rear	M24 X 1.5	87-1725
<b>911, 930</b>	89-01	Front	M22 X 1.5	87-1743
	85-01	<b>Rear</b> , (W/ 22mm Stub Axle)	M22 X 1.5	87-1743
<b>912</b>	65-69	Rear	M24 X 1.5	87-1725
<b>914</b>	70-76	Rear	M24 X 1.5	87-1725
<b>924</b>	77-82	Rear	M24 X 1.5	87-1725
	87-88	Rear	M22 X 1.5	87-1743
<b>928</b>	78-95	Rear	M22 X 1.5	87-1743
<b>944</b>	83-85	Rear	M24 X 1.5	87-1725
	86-91	Rear	M22 X 1.5	87-1743
<b>968</b>	92-95	Rear	M22 X 1.5	87-1743
<b>Boxster</b>	97-12	Front	M22 X 1.5	87-1743
		Rear	M22 X 1.5	87-1743
<b>Cayman</b>	06-12	Rear	M22 X 1.5	87-1743



# AXLE SPINDLE NUTS

MAKE / MODEL

YEARS

SPECIFICATIONS

THREAD

PART #

## Ram SUV/Truck/Van

1500	94-96	Front, 4WD	1 1/8-18	87-1750
2500	94-98	Front, 4WD	1 1/8-18	87-1750
3500	94-98	Front, 4WD	1 1/8-18	87-1750

## Saab

9-2x	05-06	Front	M22 X 1.5	87-1012
		Rear	M22 X 1.5	87-1012
9-3	99-02	Front	M22 X 1.5	87-1072
9-5	99-01	Front	M22 X 1.5	87-1072
900	80-98	Front	M22 X 1.5	87-1072
9000	86-98	Front	M22 X 1.5	87-1072

## Saturn

Astra	2008	Front	M22 X 1.5	87-1743
Aura	07-09	Front	M24 X 2.0	87-1738
Ion	03-07	Front	M20 X 1.5	87-1131
L-Series	00-05	All	M20 X 1.0	87-1412
S-Series	91-02	All	M20 X 1.5	87-1131
Sky	07-10	Rear	M24 X 2.0	87-1738

## Saturn SUV/Truck/Van

Outlook	07-10	Front	M27 X 2.0	87-1721
		Rear, AWD	M27 X 2.0	87-1721
Relay	05-07	Front	M27 X 2.0	87-1721
	05-06	Rear, AWD	M27 X 2.0	87-1721
VUE	02-07	Front	M27 X 2.0	87-1721
		Rear, AWD	M20 X 1.5	87-1131
	08-10	Front	M24 X 2.0	87-1738
		Rear, AWD	M24 X 2.0	87-1738

## Scion

tC	05-13	Front	M22 X 1.5	87-1012
xA	04-06	Front	M22 X 1.5	87-1012
xB	04-06	Front	M22 X 1.5	87-1012
	08-13	Front	M22 X 1.5	87-1012
xD	08-13	Front	M22 X 1.5	87-1012

## Sterling

825, 827	87-91	All	M24 X 1.5	87-1013
----------	-------	-----	-----------	---------

Spindle Nuts



# AXLE SPINDLE NUTS

MAKE / MODEL                      YEARS                      SPECIFICATIONS                      THREAD                      PART #

## Subaru

<b>DL (FWD)</b>	73-4/78	Front	M24 X 1.5	87-1013
	4/78-89	Front	M24 X 1.5	87-1643
<b>DL (4WD)</b>	73-79	Front	M24 X 1.5	87-1013
	80-89	Front	M24 X 1.5	87-1643
<b>FE</b>	1979	Front	M24 X 1.5	87-1643
<b>GF</b>	75-4/78	Front	M24 X 1.5	87-1013
	4/78-79	Front	M24 X 1.5	87-1643
<b>GL</b>	72-75	Front	M24 X 1.5	87-1013
	80-89	Front	M24 X 1.5	87-1643
<b>GL-10</b>	87-89	Front	M24 X 1.5	87-1643
<b>GLF</b>	80-82	Front	M24 X 1.5	87-1643
<b>Impreza</b>	93-13	Front	M22 X 1.5	87-1012
		Rear	M22 X 1.5	87-1012
<b>Justy</b>	87-88	Front	M18 X 1.5	87-1641
		Rear, 4WD	M18 X 1.5	87-1641
	89-94	All	M20 X 1.5	87-1642
<b>Legacy</b>	90-03	Front	M22 X 1.5	87-1012
		Rear	M22 X 1.5	87-1012
<b>Loyale</b>	90-94	Front	M24 X 1.5	87-1643
		Rear, 4WD	M24 X 1.5	87-1643
<b>Outback</b>	00-13	Front	M22 X 1.5	87-1012
		Rear	M22 X 1.5	87-1012
<b>RX</b>	86-89	Front	M24 X 1.5	87-1643
		Rear	M24 X 1.5	87-1643
<b>Standard</b>	76-79	Front	M24 X 1.5	87-1013
	80-87	Front	M24 X 1.5	87-1643
<b>SVX</b>	92-97	Front	M22 X 1.5	87-1012
		Rear	M22 X 1.5	87-1012
<b>XT</b>	85-91	Front	M24 X 1.5	87-1643
		Rear, 4WD	M24 X 1.5	87-1643

## Subaru SUV/Truck/Van

<b>B9 Tribeca</b>	03-06	Front	M22 X 1.5	87-1012
		Rear	M22 X 1.5	87-1012
<b>Baja</b>	06-07	Front	M22 X 1.5	87-1012
		Rear	M22 X 1.5	87-1012
<b>Brat</b>	78-81	Front	M24 X 1.5	87-1013
	82-87	Front	M24 X 1.5	87-1643
<b>Forester</b>	98-12	Front	M22 X 1.5	87-1012
		Rear	M22 X 1.5	87-1012
<b>Tribeca</b>	08-13	Front	M22 X 1.5	87-1012
		Rear	M22 X 1.5	87-1012

Spindle Nuts



# AXLE SPINDLE NUTS

MAKE / MODEL

YEARS

SPECIFICATIONS

THREAD

PART #

## Suzuki

Aerio	02-07	Front	M18 X 1.5	87-1311
	03-07	Rear, AWD	M18 X 1.5	87-1311
Esteem	95-02	Front	M18 X 1.5	87-1311

## Suzuki (Continued)

Kizashi	10-13	Front	M22 X 1.5	87-1012
		Rear, AWD	M22 X 1.5	87-1012
Swift	88-01	Front	M18 X 1.5	87-1311

## Suzuki SUV/Truck/Van

Grand Vitara	06-13	Front	M22 X 1.5	87-1012
		Rear	M22 X 1.5	87-1012
XL-7	07-09	Front	M24 X 2.0	87-1738

## Toyota

Avalon	95-04	Front	M22 X 1.5	87-1712 ③
	05-12	Front	M22 X 1.5	87-1012
Camry	83-8/91	Front	M19 X 1.5	87-1711 ②
	8/91-03	Front	M22 X 1.5	87-1712 ③
	04-12	Front	M22 X 1.5	87-1012
Celica	80-8/91	Front	M19 X 1.5	87-1711 ②
	8/91-98	Front	M22 X 1.5	87-1712 ③
	99-05	Front	M22 X 1.5	87-1012
Corolla	80-8/91	Front	M19 X 1.5	87-1711 ②
	8/91-01	Front	M22 X 1.5	87-1712 ③
	02-13	Front	M22 X 1.5	87-1012
Echo	00-05	Front	M22 X 1.5	87-1012
Matrix	03-13	Front	M22 X 1.5	87-1012
	03-06	Rear, AWD	M22 X 1.5	87-1012
	09-13	Rear, AWD	M22 X 1.5	87-1012
MR2	85-89	Rear	M19 X 1.5	87-1711 ②
	91-95	Rear, (Exc. Turbo)	M22 X 1.5	87-1712 ③
		Rear, Turbo	M22 X 1.5	87-1732
MR2 Spyder	00-05	Rear	M22 X 1.5	87-1012
Paseo	92-98	Front	M22 X 1.5	87-1712 ③
Prius	01-12	Front	M22 X 1.5	87-1012
Prius V	12-13	Front	M22 X 1.5	87-1012
Solara	99-03	Front	M22 X 1.5	87-1712 ③
	04-08	Front	M22 X 1.5	87-1012
Supra	80-85	Front	M19 X 1.5	87-1711 ②
	87-88	Rear	M22 X 1.5	87-1732



# AXLE SPINDLE NUTS

MAKE / MODEL

YEARS

SPECIFICATIONS

THREAD

PART #

## Toyota (Continued)

<b>Tercel</b>	80-8/91 .....	Front .....	M19 X 1.5 .....	87-1711 ②
	8/91-98 .....	Front .....	M22 X 1.5 .....	87-1712 ③
<b>Yaris</b>	07-12 .....	Front .....	M22 X 1.5 .....	87-1012

② **Note:** Spindle nut retainer for 87-1711 order: 87-5788. Flat washer for 87-1711 order: 87-5795.

③ **Note:** Spindle nut retainer for 87-1712 order: 87-5789.

## Toyota SUV/Truck/Van

<b>4 Runner</b>	96-13 .....	Front, 4WD .....	M28 X 1.5 .....	87-1729
<b>FJ Cruiser</b>	07-13 .....	Front, 4WD .....	M28 X 1.5 .....	87-1729
<b>Highlander</b>	01-13 .....	Front .....	M22 X 1.5 .....	87-1012
	01-10 .....	Rear, AWD .....	M22 X 1.5 .....	87-1012
<b>RAV4</b>	96-00 .....	Front .....	M22 X 1.5 .....	87-1712 ③
		Rear, AWD .....	M22 X 1.5 .....	87-1712 ③
	01-05 .....	Front .....	M22 X 1.5 .....	87-1012
		Rear, AWD .....	M22 X 1.5 .....	87-1712 ③
06-12 .....	Front .....	M22 X 1.5 .....	87-1012	
		Rear, AWD .....	M22 X 1.5 .....	87-1012
<b>Sequoia</b>	01-07 .....	Front, 4WD .....	M28 X 1.5 .....	87-1729
<b>Tacoma</b>	95-00 .....	Front, 4WD, w/Automatic Disconnecting Differential		
			M28 X 1.5 .....	87-1729
	01-13 .....	Front, 4WD .....	M28 X 1.5 .....	87-1729
<b>Tundra</b>	00-06 .....	Front, 4WD .....	M28 X 1.5 .....	87-1729
<b>Previa</b>	91-97 .....	Front .....	M22 X 1.5 .....	87-1712 ③
<b>Sienna</b>	98-03 .....	Front, AWD .....	M22 X 1.5 .....	87-1712 ③
	04-12 .....	Front, AWD .....	M22 X 1.5 .....	87-1012
<b>Venza</b>	09-13 .....	Front .....	M22 X 1.5 .....	87-1012
		Rear, AWD .....	M22 X 1.5 .....	87-1012

③ **Note:** Spindle nut retainer for 87-1712 order: 87-5789.

## Volkswagen

<b>411, 412 (Type IV)</b>	71-74 .....	Front, Left .....	M16 X 1.5 .....	98-4049
		Front, Right .....	M16 X 1.5 .....	98-4050
		Rear .....	M24 X 1.5 .....	87-1725
<b>Beetle (New)</b>	99-10 .....	All .....	M20 X 1.5 .....	87-1740
<b>Beetle (Type 1)</b>	50-65 .....	Front, Left .....	M18 X 1.5 .....	22-2986-1
		Front, Right .....	M18 X 1.5 .....	22-2986-2
		Rear .....	M24 X 1.5 .....	87-1725
	66-74 .....	Front, Left .....	M16 X 1.5 .....	98-4049
		Front, Right .....	M16 X 1.5 .....	98-4050
		Rear .....	M24 X 1.5 .....	87-1725
<b>Cabrio</b>	95-02 .....	Front .....	M20 X 1.5 .....	87-1071
<b>Cabriolet</b>	85-93 .....	Front .....	M20 X 1.5 .....	87-1071
<b>Corrado</b>	90-94 .....	Front .....	M20 X 1.5 .....	87-1740



# AXLE SPINDLE NUTS

MAKE / MODEL

YEARS

SPECIFICATIONS

THREAD

PART #

## Volkswagen (Continued)

<b>Dasher</b>	74-81	Front	M20 X 1.5	87-1071	
<b>Fastback (Type III)</b>	66-73	Front, Left	M16 X 1.5	98-4049	
		Front, Right	M16 X 1.5	98-4050	
		Rear	M24 X 1.5	87-1725	
<b>Fox</b>	87-93	Front	M20 X 1.5	87-1071	
<b>Golf</b>	85-94	Front	M20 X 1.5	87-1071	
		95-98	Front, Exc. 2.8L	M20 X 1.5	87-1071
			Front, 2.8L	M20 X 1.5	87-1740
	99-06	Front	M20 X 1.5	87-1740	
<b>Jetta</b>	80-93	Front	M20 X 1.5	87-1071	
		94-98	Front, Exc. 2.8L	M20 X 1.5	87-1071
			Front, 2.8L	M20 X 1.5	87-1740
	99-04	Front	M20 X 1.5	87-1740	
<b>Karmann Ghia</b>	55-65	Front, Left	M18 X 1.5	22-2986-1	
		Front, Right	M18 X 1.5	22-2986-2	
		Rear	M24 X 1.5	87-1725	
	66-74	Front, Left	M16 X 1.5	98-4049	
		Front, Right	M16 X 1.5	98-4050	
		Rear	M24 X 1.5	87-1725	
<b>Passat</b>	90-92	Front	M20 X 1.5	87-1071	
		93-97	Front, Exc. 2.8L	M20 X 1.5	87-1071
	Front, 2.8L		M20 X 1.5	87-1740	
	98-01	4 Cyl.	M14 X 1.5	87-1724 ①	
		6 Cyl.	M16 X 1.5	87-1727 ①	
	02-05	Front	M16 X 1.5	87-1727 ①	
<b>Phaeton</b>	04-06	Front	M16 X 1.5	87-1727 ①	
		Rear	M16 X 1.5	87-1727 ①	
<b>Quantum</b>	82-88	Front	M20 X 1.5	87-1071	
<b>Rabbit</b>	75-84	Front	M20 X 1.5	87-1071	
<b>Scirocco</b>	75-88	Front	M20 X 1.5	87-1071	
<b>Squareback (Type III)</b>	66-73	Front, Left	M16 X 1.5	98-4049	
		Front, Right	M16 X 1.5	98-4050	
		Rear	M24 X 1.5	87-1725	
<b>Thing</b>	73-74	Front, Left	M16 X 1.5	98-4049	
		Front, Right	M16 X 1.5	98-4050	
		Rear	M24 X 1.5	87-1725	

① Note: 87-1724 and 87-1727 are Spindle Bolts.







# AXLE SPINDLE NUT ILLUSTRATIONS

<b>Part Number</b>	87-1011	87-1012	87-1013	87-1071	87-1072	87-1131
<b>Thread Size</b>	M22 X 1.5	M22 X 1.5	M24 X 1.5	M20 X 1.5	M22 X 1.5	M20 X 1.5
<b>Style</b>	Castle	Stake	Stake	Self Lock	Self Lock	Self Lock
<b>Stamp #</b>	1 or 1011	2 or 1012	3 or 1013	22 or 1071	23 or 1072	16 or 1131

<b>Part Number</b>	87-1132	87-1161	87-1191	87-1291	87-1311	87-1411
<b>Thread Size</b>	M24 X 2.0	M22 X 1.5	M22 X 1.5	M20 X 1.5	M18 X 1.5	M20 X 1.0
<b>Style</b>	Self Lock	Standard	Castle	Stake	Stake	Stake
<b>Stamp #</b>	17 or 1132	7 or 1161	4 or 1191	9 or 1291	14 or 1311	12 or 1411

<b>Part Number</b>	87-1412	87-1461	87-1462	87-1463	87-1464	87-1531
<b>Thread Size</b>	M20 X 1.0	M22 X 1.5	M22 X 1.0	M16 X 1.5	M16 X 1.5	M22 X 1.0
<b>Style</b>	Castle	Stake	Stake	Stake (RH)	Stake (LH)	Castle
<b>Stamp #</b>	13 or 1412	10 or 1461	11 or 1462	24 or 1463	25 or 1464	5 or 1531

<b>Part Number</b>	87-1532	87-1641	87-1642	87-1643	87-1711	87-1712
<b>Thread Size</b>	M24 X 1.5	M18 X 1.5	M20 X 1.5	M24 X 1.5	M19 X 1.5	M22 X 1.5
<b>Style</b>	Standard	Castle	Castle	Castle	Standard	Standard
<b>Stamp #</b>	6 or 1532	18 or 1641	19 or 1642	20 or 1643	15 or 1711	27 or 1712

<b>Part Number</b>	87-1715	87-1720	87-1721	87-1722	87-1723	87-1724
<b>Thread Size</b>	M20 X 1.5	M26 X 1.5	M27 X 2.0	M20 X 1.5	M22 X 1.5	M14 X 1.5
<b>Style</b>	Stake	Stake	Self Lock	Standard	Standard	Bolt
<b>Stamp #</b>	26 or 1715	28 or 1720	29 or 1721	30 or 1722	36 or 1723	None

Spindle Nuts



# AXLE SPINDLE NUT ILLUSTRATIONS

<b>Part Number</b>	87-1725	87-1726	87-1727	87-1728	87-1729	87-1730
<b>Thread Size</b>	M24 X 1.5	M24 X 1.5	M16 X 1.5	M22 X 1.5	M28 X 1.5	M24 X 1.5
<b>Style</b>	Castle	Stake	Bolt	Standard	Standard	Standard
<b>Stamp #</b>	31 or 1725	32 or 1726	None	33 or 1728	34 or 1729	37 or 1730

<b>Part Number</b>	87-1731	87-1732	87-1734	87-1736	87-1737	87-1738
<b>Thread Size</b>	M22 X 1.5	M22 X 1.5	M20 X 1.5	M22 X 1.5	M27 X 1.5	M24 X 2.0
<b>Style</b>	Standard	Standard	Stake	Standard	Stake	Self Lock
<b>Stamp #</b>	1731	1732	1734	1736	1737	1738

<b>Part Number</b>	87-1739	87-1740	87-1743	87-1744	87-1745	87-1746
<b>Thread Size</b>	M22 X 1.5	M20 X 1.5	M22 X 1.5	M22 X 1.5	M24 X 2.0	M24 X 1.5
<b>Style</b>	Self Lock	Stake	Self Lock	Standard	Nylon Lock	Standard
<b>Stamp #</b>	1739	1740	1743	1744	1745	1746

<b>Part Number</b>	87-1748	87-1749	87-1750	87-5788	87-5789	87-5795
<b>Thread Size</b>	M10 X 1.5	M24 X 1.5	1 1/8 - 18	Retainer	Retainer	*Washer
<b>Style</b>	Self Lock	Self Lock	Castle	For 87-1711	For 87-1712	For 87-1711
<b>Stamp #</b>	1748	1749	None	None	None	None

Spindle Nuts



# AXLE SPINDLE NUT SPECIFICATIONS

## Sorted by Stamp Number

Stamp #	Thread Size	EMPI #
1 or 1011	M22 X 1.5	87-1011
2 or 1012	M22 X 1.5	87-1012
3 or 1013	M24 X 1.5	87-1013
4 or 1191	M22 X 1.5	87-1191
5 or 1531	M22 X 1.0	87-1531
6 or 1532	M24 X 1.5	87-1532
7 or 1161	M22 X 1.5	87-1161
9 or 1291	M20 X 1.5	87-1291
10 or 1461	M22 X 1.5	87-1461
11 or 1462	M22 X 1.0	87-1462
12 or 1411	M20 X 1.0	87-1411
13 or 1412	M20 X 1.0	87-1412
14 or 1311	M18 X 1.5	87-1311
15 or 1711	M19 X 1.5	87-1711
16 or 1131	M20 X 1.5	87-1131
17 or 1132	M24 X 2.0	87-1132
18 or 1641	M18 X 1.5	87-1641
19 or 1642	M20 X 1.5	87-1642
20 or 1643	M24 X 1.5	87-1643
22 or 1071	M20 X 1.5	87-1071
23 or 1072	M22 X 1.5	87-1072
24 or 1463	M16 X 1.5	87-1463
25 or 1464	M16 X 1.5	87-1464
26 or 1715	M20 X 1.5	87-1715
27 or 1712	M22 X 1.5	87-1712
28 or 1720	M26 X 1.5	87-1720
29 or 1721	M27 X 2.0	87-1721
30 or 1722	M20 X 1.5	87-1722
31 or 1725	M24 X 1.5	87-1725
32 or 1726	M24 X 1.5	87-1726
33 or 1728	M22 X 1.5	87-1728
34 or 1729	M28 X 1.5	87-1729
36 or 1723	M22 X 1.5	87-1723
37 or 1730	M24 X 1.5	87-1730
1731	M22 X 1.5	87-1731
1732	M22 X 1.5	87-1732
1734	M20 X 1.5	87-1734
1736	M22 X 1.5	87-1736
1737	M27 X 1.5	87-1737
1738	M24 X 2.0	87-1738
1739	M22 X 1.5	87-1739
1740	M20 X 1.5	87-1740
1743	M22 X 1.5	87-1743
1744	M22 X 1.5	87-1744
1745	M24 X 2.0	87-1745
1746	M21 X 1.5	87-1746
1748	M10 X 1.5	87-1748
1749	M24 X 1.5	87-1749
Bolt	M14 X 1.5	87-1724
Bolt	M16 X 1.5	87-1727

## Sorted by Thread Size

Thread Size	EMPI #	Stamp #
M10 X 1.5	87-1748	1748
M14 X 1.5	87-1724	Bolt
M16 X 1.5	87-1463	24 or 1463
M16 X 1.5	87-1464	25 or 1464
M16 X 1.5	87-1727	Bolt
M18 X 1.5	87-1311	14 or 1311
M18 X 1.5	87-1641	18 or 1641
M19 X 1.5	87-1711	15 or 1711
M20 X 1.0	87-1411	12 or 1411
M20 X 1.0	87-1412	13 or 1412
M20 X 1.5	87-1071	22 or 1071
M20 X 1.5	87-1131	16 or 1131
M20 X 1.5	87-1291	9 or 1291
M20 X 1.5	87-1642	19 or 1642
M20 X 1.5	87-1715	26 or 1715
M20 X 1.5	87-1722	30 or 1722
M20 X 1.5	87-1734	1734
M20 X 1.5	87-1740	1740
M22 X 1.0	87-1462	11 or 1462
M22 X 1.0	87-1531	5 or 1531
M22 X 1.5	87-1011	1 or 1011
M22 X 1.5	87-1012	2 or 1012
M22 X 1.5	87-1072	23 or 1072
M22 X 1.5	87-1161	7 or 1161
M22 X 1.5	87-1191	4 or 1191
M22 X 1.5	87-1461	10 or 1461
M22 X 1.5	87-1712	27 or 1712
M22 X 1.5	87-1723	36 or 1723
M22 X 1.5	87-1728	33 or 1728
M22 X 1.5	87-1731	1731
M22 X 1.5	87-1732	1732
M22 X 1.5	87-1736	1736
M22 X 1.5	87-1739	1739
M22 X 1.5	87-1743	1743
M22 X 1.5	87-1744	1744
M24 X 1.5	87-1013	3 or 1013
M24 X 1.5	87-1532	6 or 1532
M24 X 1.5	87-1643	20 or 1643
M24 X 1.5	87-1725	31 or 1725
M24 X 1.5	87-1726	32 or 1726
M24 X 1.5	87-1730	37 or 1730
M24 X 1.5	87-1746	1746
M24 X 1.5	87-1749	1749
M24 X 2.0	87-1132	17 or 1132
M24 X 2.0	87-1738	1738
M24 X 2.0	87-1745	1745
M26 X 1.5	87-1720	28 or 1720
M27 X 1.5	87-1737	1737
M27 X 2.0	87-1721	29 or 1721
M28 X 1.5	87-1729	34 or 1729

Spindle Nuts



# AXLE SPINDLE NUT BUYER'S GUIDE

EMPI #	APPLICATIONS	STYLE
87-1011	Honda	Castle
87-1012	Acura, Honda, Hyundai, Kia, Lexus, Mini, Mitsubishi, Pontiac, Saab, Scion, Subaru, Toyota	Stake
87-1013	Acura, Alfa Romeo, Ford, Honda, Hyundai, Isuzu, Kia, Land Rover, Lincoln, Mazda, Mercury, Sterling, Subaru	Stake
87-1071	Audi, Volkswagen	Self Lock
87-1072	Audi, Saab	Self Lock
87-1131	Ford, G.M., Lincoln, Mercury	Self Lock
87-1132	Ford, G.M., Hummer, Isuzu, Lincoln, Mercury	Self Lock
87-1161	Chrysler, Dodge, Infiniti, Nissan/Datsun, Plymouth	Standard
87-1191	Chrysler, Daihatsu, Dodge, Eagle, Hyundai, Kia, Mitsubishi, Plymouth	Castle
87-1291	Ford, Mazda, Mercury, Yugo	Stake
87-1311	Geo, Suzuki	Stake
87-1411	Geo, Isuzu	Stake
87-1412	G.M., Isuzu	Castle
87-1461	Ford, Kia, Lincoln, Mazda, Mercury	Stake
87-1462	Mazda	Stake
87-1463	Mazda, Mercedes	RH Stake
87-1464	Mazda, Mercedes	LH Stake
87-1531	Nissan/Datsun	Castle
87-1532	Infiniti, Mercury, Nissan/Datsun	Standard
87-1641	Chevrolet, Subaru	Castle
87-1642	Subaru	Castle
87-1643	AMC/Eagle, Subaru	Castle
87-1711	Geo, Chevrolet, Lexus, Toyota	Standard
87-1712	Geo, Lexus, Toyota	Standard
87-1715	Ford, Mazda	Stake
87-1720	Acura, Honda	Stake
87-1721	Chrysler, Dodge, Eagle, G.M., Plymouth	Self Lock
87-1722	Dodge, Plymouth	Standard
87-1723	Infiniti, Nissan/Datsun	Standard
87-1724	Audi, Volkswagen	Bolt
87-1725	Mitsubishi, Porsche, Volkswagen	Castle
87-1726	BMW, Chrysler, Mercedes	Stake
87-1727	Audi, Volkswagen	Bolt
87-1728	Chrysler, Dodge, Jeep, Plymouth	Standard
87-1729	Lexus, Toyota	Standard
87-1730	AMC/Eagle, G.M., Jeep	Standard
87-1731	Dodge	Standard
87-1732	Toyota	Standard
87-1734	Kia, Volvo	Stake
87-1736	BMW	Standard
87-1737	BMW, Land Rover	Stake
87-1738	Dodge, Ford, Jeep, G.M., Lincoln, Mercury, Mitsubishi	Self Lock
87-1739	Chrysler, Dodge, Ford, Jeep, Mazda, Mercury	Self Lock
87-1740	Audi, Ford, Lincoln, Mercury, Volkswagen	Nylon Lock
87-1743	Chrysler, Dodge, Ford, G.M., Mazda, Plymouth, Porsche	Self Lock
87-1744	Nissan	Standard
87-1745	Chrysler, Dodge	Nylon Lock
87-1746	Infiniti, Nissan	Standard
87-1748	Ford, Lincoln	Self Lock
87-1749	Mercedes, Volvo	Self Lock
87-5788	Retainer for 87-1711	None
87-5789	Retainer for 87-1712	None
87-5795	Washer for 87-1711 (10 Pcs.)	None

Spindle Nuts