



BELLOWS / TIE RODS / BUSHINGS

2017 B Catalog



EMPI INC.®

This **2017 B** Catalog features products for Rack & Pinion Steering Systems and Clutch Alignment Tools. It has been designed specifically for the Automotive Aftermarket. It includes Product by Application, Technical Information and Illustrations to assure positive identification in ordering the correct part.

The Product Lines featured in this catalog are: Rack & Pinion Bellows, Inner Tie Rods, Inner Tie Rod Hardware, Rack & Pinion Mounting Bushings and Clutch Alignment Tools. Also featured are our Universal Rack & Pinion Bellows Kits, both designed and packaged for the Do-It-Yourself mechanic, with user-friendly hardware and instructions.

EMPI has been an Industry Leader for over 30 Years. We at **EMPI** manufacture Superior Quality parts.

Quality, Reliability and the Best Customer Service in the Industry are just a few of the reasons that Distributors, Remanufacturers and Professional Mechanics worldwide ask for **EMPI** Products by name. Every **EMPI** product is precision designed and engineered to replace the original equipment part exactly, using materials that provide Performance, Reliability and Longevity equal to and often better than the original equipment part.

EMPI's Experience and Integrity is what has always made our customers confident of getting the right part for the right application. We all take pride in our company, in our work and in our relationship with our customers.



R & P Bellows & Bellow Kits



**Inner Tie Rods
& Tie Rod Kits**



**R & P Bushings
& Bushing Kits**



Clutch Alignment Tools

The information listed in this catalog has been compiled from reliable sources and is correct to the best of our knowledge. **EMPI INC.** cannot and does not accept any responsibility or liability for errors or omissions, or harm resulting therefrom.

The use of recognized manufacturers (i.e. Ford, GKN, NTN, Saginaw, Volkswagen, etc.) and their respective model names/numbers by **EMPI INC.** is for the sole purpose of application and in no way denotes their use to infer or intend a direct connection between **EMPI INC.**, or its products and those manufacturers or factories.

© COPYRIGHT 2017, **EMPI INC.** ANY REPRODUCTION OF, ALL OR PART, OF THIS CATALOG IS STRICTLY PROHIBITED WITHOUT THE WRITTEN CONSENT OF **EMPI INC.** SHOULD ANY OF OUR CUSTOMERS WISH TO REPRODUCE PART OR ALL OF THIS CATALOG, PLEASE SUBMIT A DETAILED REQUEST IN WRITING TO THE ADDRESS ON THE BACK COVER OF THIS CATALOG.

EMPI® is a registered trademark of **EMPI INC.**



TABLE OF CONTENTS

Introduction Inside Front Cover

Key to Abbreviations 2

Rack & Pinion Bellows Introduction 3

 Universal Rack & Pinion Bellows 4

 Rack & Pinion Bellows by Application 5-34

 Rack & Pinion Bellow Illustrations 35-41

 Rack & Pinion Bellow Bushings 42

 Nylon Ties 43

 Rack & Pinion Bellow Buyers Guide 44-46

Inner Tie Rods

 Inner Tie Rods by Application 47-53

 Center Steering Bushing Kit..... 53

 Special Tie Rod Hardware 54

 Standard Tie Rod Hardware..... 54-55

 Inner Tie Rod Buyers Guide..... 56

Rack & Pinion Bushing (Bulk) Introduction 57

 Rack & Pinion Bushings (Bulk) by Application 58-61

 Rack & Pinion Bushing (Bulk) Illustrations 62

 Rack & Pinion Bushing (Bulk) Buyers Guide..... 63

Rack & Pinion Bushing Kit Introduction 64

 Rack & Pinion Bushing Kits by Application 65-67

 Rack & Pinion Bushing Kit Illustrations 68-69

 Rack & Pinion Bushing Kit Buyers Guide..... 70

Clutch Alignment Tool Introduction 71

 Clutch Alignment Tools by Application 72-75

 Clutch Alignment Tools Numerical Listing 76

 Clutch Alignment Tools Sorted by Spline Count..... 76



KEY TO ABBREVIATIONS

#..... Number
 "..... Inch
 °..... Degree
 16V..... 16 Valve
 2WD..... Two Wheel Drive
 4WD..... Four Wheel Drive
 2WS..... Two Wheel Steering
 4WS..... Four Wheel Steering
 A/C..... Air Conditioning
 AT..... Automatic Transmission
 ABS..... Anti-Lock Braking System
 ASR..... Acceleration Skid Reduction
 AWD..... All Wheel Drive
 AXOD..... Automatic Overdrive
 B..... Both
 CA..... California
 Carb..... Carburetor
 cc..... Cubic Centimeter
 CH..... Chassis
 CHEVY..... Chevrolet
 Chry..... Chrysler
 CID..... Cubic Inch Displacement
 Cont..... Continued
 CONV..... Convertible
 C.V..... Constant Velocity
 CVT..... Continuously Variable Transmission
 Cyl..... Cylinder
 Deg..... Degree
 DES..... Design
 Dia..... Diameter
 DIFF..... Differential
 DOHC..... Dual Overhead Cam
 DOJ..... Double Offset Joint (Cage, Race & Ball)
 Dr..... Door
 EFI..... Electronic Fuel Injection
 Eng..... Engine
 Exc..... Except
 F/I..... Fuel Injection
 Fr..... From
 Frt..... Front
 FT..... Foot
 FWD..... Front Wheel Drive
 GM..... General Motors
 GVW..... Gross Vehicle Weight
 H.D..... Heavy Duty
 H.O..... High Output
 H.P..... High Performance
 Hsg..... Housing
 I.B..... Inboard
 I.D..... Identification
 ID..... Inside Diameter
 I.E..... In Example
 IN..... Inch
 Incl..... Including
 Inj..... Injection
 Int..... Intermediate
 INT'L..... International
 IRS..... Independent Rear Suspension

JT..... Joint
 L..... Liter or Left
 lb..... Pound
 LH..... Left Hand (Driver Side)
 LSD..... Limited Slip Differential
 LTS..... Liters
 M/T..... Manual Transmission
 MAN..... Manual
 MAX..... Maximum
 MERC..... Mercury
 Min..... Minimum
 MITS..... Mitsubishi
 mm..... Millimeter
 Mod..... Modified
 MPI..... Multi Port Fuel Injection
 N/A..... Not Available
 N/R..... Not Required
 O.B..... Outboard
 OD..... Outside Diameter
 OE..... Original Equipment
 OEM..... Original Equipment Manufacturer
 OLDS..... Oldsmobile
 Pass..... Passenger
 Pc..... Piece
 Pcs..... Pieces
 PG..... Page
 PLY..... Plymouth
 P/N..... Part Number
 PROD..... Produced
 P/U..... Pickup
 REPL..... Replaced
 R/G..... Ring Gear
 RH..... Right Hand (Passenger Side)
 RPO..... Regular Production Option
 RWD..... Rear Wheel Drive
 RR..... Rear
 S/C..... Supercharged
 SER#..... Serial Number
 SHO..... Super High Output
 SOHC..... Single Overhead Cam
 Spd..... Speed
 Std..... Standard
 Susp..... Suspension
 TBA..... To Be Announced
 T/C..... Traction Control
 T&C..... Town & Country
 TJ..... Tripod Joint
 Trans..... Transmission
 V..... Valve
 VGA..... Variable Gear Ratio
 VIN..... Vehicle Identification Number
 VW..... Volkswagen
 Whls..... Wheels
 w/..... With
 w/o..... Without



RACK & PINION BELLOWS / BELLOW KITS

The Rack & Pinion Bellows / Bellow Kits Section includes Universal Bellows, Rack & Pinion Bellows / Bellow Kits by Application, Bellow Illustrations, Bellow Bushings, Nylon Ties and Buyer's Guide.

Our Technical Department has completed extensive research, comparing Original Equipment Racks and Bellows. While the Bellows selected for the application may not look exactly like the O.E.M. Bellows it is replacing, you can be assured that the Bellows was checked and tested to insure proper replacement. We have replaced many Thermoplastic (Hard) Bellows with our more flexible Bellows.

Bellows come Vented and Non-Vented. Vented Bellows have a Vent Tube or Vent Hole which allows air to transfer from one side of the Rack & Pinion to the other as the vehicle turns.

Packaging:

Product may be purchased in attractive **EMPI** 3-Color Display Packaging or in "Bulk". To order Bulk product, simply order by the part number shown in this catalog. If you wish to order Kits, just add a "K" to the part number. Kit includes Bellows, Tri-Lingual Installation Instructions, Plastic Tie Straps and are packaged in our distinctive **EMPI** 3-Color, Tri-Lingual Box.

Example:

- 88-1502-0 Bellow, Acura/Nissan, Bulk
- 88-1502-K Bellow Kit for Acura/Nissan, Packaged



R & P Bellows

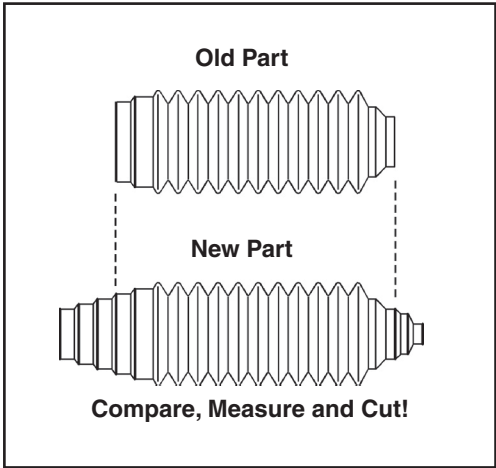


UNIVERSAL BELLOWS

Perfect for the DIY Person or the Professional Mechanic, Universal Rack Bellows can be cut to fit both the Tie Rod end and the Housing end. They will fit a wide variety of Rack & Pinion applications.

Simply compare the worn Bellow to the Universal Bellow. Check to see if it is Vented or Non-Vented. Lay the two Bellows on a flat surface. Compare and measure the large and small ends. Then simply cut the Universal Bellow using a common razor blade. Install with the Nylon Tie Straps included in the Kit. Replacing worn Bellows will help prevent premature failure of the Rack & Pinion Unit.

These Universal Rack Bellows can be cut to enlarge both the tie rod end and the housing end to fit a wide variety of applications.



88-1000-K



88-1001-K



Vent Tube

88-1000-0 (Non-Vented) - Bulk
For Non-Vented applications.

88-1001-0 (Vented) - Bulk
For Vented applications.

These two Universal Bellows may be purchased in bulk or kit form. Kits are supplied with Nylon Tie Straps and Installation Instructions.

For kit form, simply change part number suffix from "-0" to "-K"



RACK & PINION BELLOWS

MODEL	YEARS	SPECIFICATIONS	LEFT	RIGHT
Acura				
CL	97-99		88-1576	88-1570
	01-03		88-1601	88-1601
Integra	86-89		88-1528	88-1531
	90-93		88-1531	88-1531
	94-01		88-1530	88-1570
Legend	86-90		88-1528	88-1531
	91-95	Non-Vented	88-1520	88-1520
	91-95	Vented	88-1502	88-1507
RL	96-04		88-1520	N/A
	05-10		88-1626	88-1626
RSX	02-06	Center	N/A	
			N/R	88-1605
TL	95-98	2.5L	88-1576	88-1570
	96-98	3.2L	88-1520	N/A
	99-03	3.2L	88-1601	88-1601
	04-08		88-1624	88-1624
TSX	04-08		88-1646	88-1646
	09-12		88-1645	88-1645
Vigor	92-94		N/A	88-1576
Acura SUV/Truck/Van				
MDX	01-06		88-1590	88-1590
	07-12		88-1613	88-1613
RDX	07-12		88-1645	88-1645
ZDX	10-12		88-1613	88-1613
Audi				
100, 100 Quattro	89-94		88-1563 (Center)	
200, 200 Quattro	89-91		88-1563 (Center)	
5000, 5000 Coupe, 5000 Quattro	78-87		88-1563 (Center)	
A3, A3 Quattro	06-11		88-1613	88-1613
A4	96-97	Outer	88-1654	88-1654
	1998	1.8L, Outer (To Ch. # 8D-W-007 799)	88-1654	88-1654
		1.8L (From Ch. # 8D-W-007 800)	88-1654	88-1588
		2.8L, Outer	88-1654	88-1654
	1999	1.8L (To Ch. # 8D-X-199 999)	88-1654	88-1588
		1.8L (From Ch. # 8D-X-200 001)	88-1610	88-1588
		2.8L, Outer (To Ch. # 8D-X-199 999)	88-1654	88-1654
		2.8L (From Ch. # 8D-X-200 001 to 8D-X-303 809)	88-1610	88-1610
		2.8L (From Ch. # 8D-X-303-810)	88-1610	88-1588
	00-01		88-1610	88-1588
02-05	ZF Design Rack	88-1588	88-1588	
	Koyo Design Rack	88-1610	88-1635	
06-08		88-1588	88-1588	
2009	Cabriolet	88-1588	88-1588	
	Sedan & Wagon	88-1634	88-1634	



RACK & PINION BELLOWS

MODEL	YEARS	SPECIFICATIONS	LEFT	RIGHT
Audi (Continued)				
A4 Quattro	1996	Outer	88-1654	88-1654
	97-98	1.8L	88-1654	88-1588
		2.8L, Outer	88-1654	88-1654
	1999	1.8L (To Ch. # 8D-X-053 000)	88-1654	88-1588
		1.8L (From Ch. # 8D-X-053 001)	88-1610	88-1588
		2.8L, Outer (To Ch. # 8D-X-053 000)	88-1654	88-1654
		2.8L, Outer (From Ch. # 8D-X-053 001 to 8D-X-303 809)	88-1610	88-1610
		2.8L (From Ch. # 8D-X-303 810)	88-1610	88-1588
	00-01		88-1610	88-1588
	02-05	ZF Design Rack	88-1588	88-1588
		Koyo Design Rack	88-1610	88-1635
	06-08		88-1588	88-1588
	2009	Cabriolet	88-1588	88-1588
		Sedan & Wagon	88-1634	88-1634
10-11		88-1634	88-1634	
A5	10-11		88-1634	88-1634
A5 Quattro	08-11		88-1634	88-1634
A6	95-97		88-1563 (Center)	
	1998	To Ch. # 4A-W-005 000	88-1563 (Center)	
		Outer, (From Ch. # 4B-W-000 001)	88-1610	88-1610
	1999	Outer, (To Ch. # 4B-X-065 000)	88-1610	88-1610
		From Ch. # 4B-X-065 001	88-1610	88-1588
	00-04		88-1610	88-1588
	06-11		88-1635	88-1635
A6 Quattro	95-97		88-1563 (Center)	
	1998	To Ch. #4A-W-005 000	88-1563 (Center)	
		Outer (From Ch. # 4B-W-000 001)	88-1610	88-1610
	1999	Outer (To Ch. # 4B-X-065 000)	88-1610	88-1610
		From Ch. # 4B-X-065 001	88-1610	88-1588
	00-04		88-1610	88-1588
05-11		88-1635	88-1635	
A8	97-99	Outer	88-1654	88-1654
A8 Quattro	97-99	Outer	88-1654	88-1654
	00-03		88-1610	88-1588
	04-10		88-1635	88-1635
	11-12		88-1634	88-1634
	Allroad Quattro	01-05		88-1610
RS4	07-08		88-1588	88-1588
RS6	03-04		88-1610	88-1588
S4	92-94		88-1563 (Center)	
	00-02		88-1610	88-1588
	04-09		88-1588	88-1588
	10-12		88-1634	88-1634
	S5	08-11		88-1634
S6	95-96		88-1563 (Center)	
	02-03		88-1610	88-1588
	07-11		88-1635	88-1635
S8	01-03		88-1610	88-1588
	07-09		88-1635	88-1635

R & P Bellows



RACK & PINION BELLOWS

MODEL	YEARS	SPECIFICATIONS	LEFT	RIGHT
Audi (Continued)				
TT	00-06		88-1590	88-1590
	08-09		88-1613	88-1613
TT Quattro	00-06		88-1590	88-1590
	08-11		88-1613	88-1613
V8 Quattro	90-94		88-1563 (Center)	
Audi SUV/Truck/Van				
Q5	09-11		88-1634	88-1634
BMW				
318 Series	83-98	Exc. Convertible	88-1542	88-1542
320 Series	77-83		88-1542	88-1542
323 Series	1998		88-1542	88-1542
	99-00		88-1619	88-1619
325 Series	84-95	Exc. Convertible	88-1542	88-1542
	00-05		88-1619	88-1619
	2006		88-1634	88-1634
328 Series	96-98		88-1542	88-1542
	99-01		88-1619	88-1619
	07-10		88-1634	88-1634
330 Series	01-05		88-1619	88-1619
	2006		88-1634	88-1634
335 Series	07-11		88-1634	88-1634
525 Series	01-03		88-1542	88-1542
528 Series	97-00		88-1542	88-1542
530 Series	01-03		88-1542	88-1542
M3	88-99		88-1542	88-1542
	01-06		88-1619	88-1619
	08-10		88-1634	88-1634
M Roadster	98-99		88-1542	88-1542
Z3	96-02		88-1542	88-1542
Z4	03-08		88-1619	88-1619
Z8	01-03		88-1542	88-1542
Buick				
Century	82-05		88-1564	88-1564
Electra	85-90		88-1564	88-1564
LaCrosse	05-09		88-1564	88-1564
	10-11		88-1590	88-1590
LeSabre	86-99		88-1564	88-1564
	00-05		88-1655	88-1655
Lucerne	06-11		88-1655	88-1655
Park Avenue	91-96	Incl. Ultra	88-1564	88-1564
	97-02	Incl. Ultra	88-1655	88-1655
	03-05	w/ Magnetic Variable Speed Steering	88-1564	88-1564
	03-05	w/o Magnetic Variable Speed Steering	88-1655	88-1655
Reatta	88-91		88-1564	88-1564
Regal	88-04		88-1564	88-1564

R & P Bellows



RACK & PINION BELLOWS

MODEL	YEARS	SPECIFICATIONS	LEFT	RIGHT
Chevrolet/Geo (Continued)				
Cavalier	82-87		88-1552 (Center)	
	1988	Manual	88-1552 (Center)	
		Power, w/Aluminum Tower (Valve) Housing	88-1552 (Center)	
		Power, w/Cast Iron Tower (Valve) Housing	88-1621 (Center)	
	89-90	Manual	88-1552 (Center)	
		Power	88-1621 (Center)	
91-94		88-1621 (Center)		
95-05		88-1564	88-1564	
Celebrity	82-90		88-1564	88-1564
Chevette	76-80		88-1509	88-1509
	81-87	Manual	88-1509	88-1509
		Power	88-1564	88-1564
Citation	80-83	Manual	88-1510	88-1510
	80-81	Power	88-1524	88-1524
	82-83	Power	88-1564	88-1564
Citation II	84-85	Manual	88-1510	88-1510
	84-85	Power	88-1564	88-1564
Classic	04-05		88-1564	88-1564
Cobalt	05-10		88-1640	88-1640
Corsica	1987		88-1552 (Center)	
	1988	W/ Aluminum Tower (Valve) Housing	88-1552 (Center)	
		W/ Cast Iron Tower (Valve) Housing	88-1621 (Center)	
	89-96		88-1621 (Center)	
Corvette	84-92		88-1553	88-1553
	93-04		88-1655	88-1655
	2005		88-1590	88-1590
HHR	06-11		88-1640	88-1640
Impala	00-11		88-1564	88-1564
Lumina	90-01		88-1564	88-1564
Malibu	97-98	1st Design ①	88-1655	88-1655
	97-03	2nd Design ①	88-1564	88-1564
① Note: 1st Design has no vent tube, 2nd Design has a vent tube.				
Metro	89-97	Manual	88-1526	88-1525
	95-97	Power	88-1527	88-1527
	98-01	Power	88-1616	88-1616
Monte Carlo	95-07		88-1564	88-1564
Nova	85-88	Manual	88-1514	N/A
	85-88	Power	88-1520	88-1520
Prizm	89-92	Manual	88-1514	N/A
		Power	88-1520	88-1520
	93-97	Manual	88-1513	88-1513
		Power	88-1519	88-1519
	98-02		88-1519	88-1519
Spectrum	85-89	Power	88-1525	88-1525
Sprint	85-88		88-1526	88-1525
Storm	90-93		88-1525	88-1525

R & P Bellows



RACK & PINION BELLOWS

MODEL	YEARS	SPECIFICATIONS	LEFT	RIGHT
Chevrolet/Geo SUV/Truck/Van				
Avalanche	07-12		88-1636	88-1636
Colorado	04-07		88-1638	88-1638
	08-09		88-1626	88-1626
	10-11		88-1639	88-1639
Equinox	05-09	3.4L	88-1640	88-1640
	08-09	3.6L	88-1582	88-1582
	10-12	3.0L	88-1590	88-1590
Lumina	90-96	APV	88-1564	88-1564
Silverado 1500	00-06	RWD	88-1622	88-1622
	2007	Classic, RWD	88-1622	88-1622
	2007	Exc. Classic	88-1636	88-1636
	2008		88-1636	88-1636
	09-12	Exc. Hybrid	88-1636	88-1636
		Hybrid	88-1595	88-1595
Suburban 1500	07-12		88-1636	88-1636
Tahoe	2007		88-1636	88-1636
	09-12	Exc. Hybrid	88-1636	88-1636
		Hybrid	88-1595	88-1595
Tracker	99-04		88-1590	N/A
Traverse	09-12		88-1636	88-1636
Uplander	05-08		88-1655	88-1655
Venture	97-05	APV	88-1655	88-1655

Chrysler				
300M	99-04		88-1585 (Center)	
Cirrus	95-00	Power	88-1601	88-1601
Concorde	93-04		88-1585 (Center)	
E-Class	83-84	Saginaw Design	88-1564	88-1564
	83-84	TRW Design	88-1521	88-1521
Imperial	90-93	TRW Design	88-1521	88-1521
Laser	84-86	Manual	88-1523	N/A
	84-85	Power	88-1564	88-1564
	1986	Saginaw Design	88-1564	88-1564
	1986	TRW Design	88-1521	88-1521
LeBaron	1982		88-1521	88-1521
	83-86	Saginaw Design	88-1564	88-1564
	83-88	TRW Design	88-1521	88-1521
	90-95		88-1521	88-1521
LHS	94-97		88-1585 (Center)	
	99-01		88-1585 (Center)	
Limo	84-86	Saginaw Design	88-1564	88-1564
	84-87	TRW Design	88-1521	88-1521
New Yorker	83-88	Power, Saginaw Design	88-1564	88-1564
	83-93	Power, TRW Design	88-1521	88-1521
	94-96		88-1585 (Center)	
Sebring Coupe	95-00		88-1513	88-1513
	01-05		88-1577	88-1577
TC Maserati	89-91		88-1521	88-1521

R & P Bellows



RACK & PINION BELLOWS

MODEL	YEARS	SPECIFICATIONS	LEFT	RIGHT
Ford				
Aspire	94-97		88-1525	88-1525
Contour	95-00		88-1554	88-1554
Escort	81-6/85	Manual	88-1525	N/A
	81-86	Power	88-1500	88-1500
	87-90	Power	88-1537	88-1537
	91-96	Manual	88-1534	88-1534
		Power, 1.8L	88-1527	88-1527
		Power, 1.9L	88-1537	88-1537
97-02		88-1537	88-1537	
EXP	82-85	Manual	88-1525	N/A
	82-86	Power	88-1500	88-1500
	1987		88-1537	88-1537
Fairmont	78-83	Manual	88-1541	88-1541
		Power	88-1522	88-1522
Festiva	90-93	Power	88-1546	88-1546
Fiesta	1980		88-1525	N/A
Focus	00-05		88-1609	88-1609
Fusion	06-09		88-1643	88-1643
Granada	1982	Manual	88-1541	88-1541
		Power	88-1522	88-1522
LTD (Exc. Country Squire, and Crown Victoria)	1983	Power	88-1522	88-1522
	84-86	Power	88-1537	88-1537
Mustang	79-83	Manual	88-1541	88-1541
	80-83	Power, Ford Design	88-1522	88-1522
	80-83	Power, TRW Design	88-1521	88-1521
	84-02	Power	88-1537	88-1537
Mustang II	74-78	Manual	88-1523	88-1523
Pinto	75-80	Power	88-1521	N/A
	73-80	Manual	88-1523	88-1523
Probe	89-92		88-1534	88-1534
	93-97		88-1559	88-1559
Taurus	86-95		88-1537	88-1537
	96-99	3.0L	88-1537	88-1537
	96-99	3.4L	88-1594	88-1594
	00-07		88-1537	88-1537
Tempo	84-6/85	Manual	88-1525	N/A
	84-86	Power	88-1500	88-1500
	87-89	Ford Design	88-1537	88-1537
	87-89	TRW Design	88-1500	88-1500
	90-94		88-1537	88-1537
Thunderbird	80-83		88-1522	88-1522
	84-97		88-1537	88-1537
	2002		88-1614	88-1615
ZX2	02-03	2.0L	88-1537	88-1537



RACK & PINION BELLOWS

MODEL	YEARS	SPECIFICATIONS	LEFT	RIGHT
Ford SUV/Truck/Van				
Aerostar	86-97	Power	88-1537	88-1537
Edge	07-12		88-1641	88-1632
Escape	01-04		88-1554	88-1554
	05-07	Exc. Hybrid	88-1554	88-1554
	05-07	Hybrid	88-1613	88-1613
	09-11		88-1638	88-1638
Expedition	03-06		88-1634	88-1639
	07-10		88-1633	88-1633
Explorer	95-05		88-1586	88-1586
	06-10		88-1633	88-1633
Explorer Sport Trac	01-05		88-1586	88-1586
	07-10		88-1633	88-1633
F-150	04-08	Exc. 2004 Heritage	88-1634	88-1639
	09-10		88-1633	88-1633
Ranger	98-10		88-1586	88-1586
Windstar	95-02		88-1537	88-1537

Geo (See Chevrolet)

GMC SUV/Truck/Van

Acadia	07-12		88-1636	88-1636
Canyon	04-07		88-1638	88-1638
	08-09		88-1626	88-1626
	10-11		88-1639	88-1639
Sierra 1500	00-06	RWD	88-1622	88-1622
	2007	Classic, RWD	88-1622	88-1622
	2007	Exc. Classic	88-1636	88-1636
	2008		88-1636	88-1636
	09-12	Exc. Hybrid	88-1636	88-1636
	09-12	Hybrid	88-1595	88-1595
Sierra 1500 HD	02-03		88-1622	88-1622
	05-07		88-1622	88-1622
Terrain	10-11	3.0L	88-1590	88-1590
Yukon	2007		88-1636	88-1636
	08-12	Exc. Hybrid	88-1636	88-1636
	08-12	Hybrid	88-1595	88-1595
Yukon XL 1500	07-12		88-1636	88-1636

Honda

Accord	76-81		88-1529	88-1529
	82-93		88-1531	88-1531
	94-97		88-1576	88-1570
	98-02	Coupe, (4 Cyl. Eng.)	88-1613	88-1613
	98-00	Coupe, (6 Cyl. Eng.)	88-1613	88-1613
	98-02	Sedan, (4 Cyl. Eng.)	88-1510	88-1510
	98-02	Sedan, (6 Cyl. Eng.)	88-1613	88-1613
	01-02	Coupe, (6 Cyl. Eng.)	88-1510	88-1510
	03-07	6 Cyl. Eng.. (Exc. Hybrid)	88-1625	88-1625
	03-07	4 Cyl. Engine	88-1624	88-1624
	05-07	Hybrid	88-1624	88-1624
	08-12		88-1628	88-1628

R & P Bellows



RACK & PINION BELLOWS

MODEL	YEARS	SPECIFICATIONS	LEFT	RIGHT
Honda (Continued)				
Accord Crosstour	10-11		88-1641	88-1641
Civic	73-79		88-1529	88-1529
	80-83		88-1547	88-1547
	84-87	Manual	88-1566	88-1546
	85-87	Power	88-1528	88-1528
	88-91	Manual	88-1546	88-1516
	88-91	Power	88-1531	88-1531
	92-00	Manual	88-1546	88-1546
	92-00	Power	88-1530	88-1570
	01-05	1.7L	N/A (Center)	88-1605
	06-11		88-1627	88-1627
Civic del Sol	93-97	Manual	88-1546	88-1546
	1993	Power	88-1530	88-1530
	1994	Power, S, Si	88-1530	88-1530
	1994	Power, V-Tec	88-1530	88-1570
	95-97	Power	88-1530	88-1570
CRX	84-87		88-1566	88-1546
	88-91	Manual	88-1546	88-1516
	88-91	Power	88-1531	88-1531
Fit	07-08		88-1645	88-1606
	09-12		88-1637	88-1637
Insight	10-11		88-1637	88-1637
Prelude	79-82		88-1529	88-1529
	83-91		88-1531	88-1531
	92-96		88-1576	88-1576
	97-01		88-1576	N/A
S2000	00-05		88-1591	88-1591
Wagovan	84-87	Manual	88-1566	88-1546
	1988	Power	88-1531	88-1531

Honda SUV/Truck/Van				
CR-V	97-01		88-1570	88-1530
	02-06		N/A (Center)	88-1605
	07-11	Japan Produced Vehicle	88-1645	88-1645
Element	04-05		N/A (Center)	88-1605
Odyssey	95-97		88-1576	88-1570
	1998		88-1653	88-1653
	99-04		88-1613	88-1613
	05-10		88-1626	88-1626
Passport	98-02		88-1582	88-1582
Pilot	03-08		88-1590	88-1590
	09-11		88-1632	88-1632
Ridgeline	06-11		88-1626	88-1626

R & P Bellows



RACK & PINION BELLOWS

MODEL	YEARS	SPECIFICATIONS	LEFT	RIGHT
Hyundai				
Accent	95-05		88-1541	88-1541
	06-11		88-1625	88-1625
Azera	06-11		88-1613	88-1613
Elantra	1992	(To 4/22/92)	88-1534	88-1534
		(From 4/22/92)	88-1541	88-1541
	93-00		88-1541	88-1541
	01-06		88-1572	88-1572
	07-11		88-1645	88-1645
Excel	86-89	Power	88-1534	88-1534
	1990	Manual (From 1/5/90)	88-1541	88-1541
		Power (To 1/5/90)	88-1534	88-1534
		Power (From 1/5/90)	88-1541	88-1541
	92-94		88-1541	88-1541
Scoupe	91-95	Manual	88-1541	88-1541
	91-93	Power	88-1564	88-1564
	1994	Power (To 01/01/94)	88-1564	88-1564
		Power (From 01/01/94)	88-1534	88-1534
	1995	Power	88-1534	88-1534
Sonata	89-91	2.4L, Mando Design	88-1541	88-1541
		2.4L, TRW Design	88-1564	88-1564
	90-91	3.0L	88-1564	88-1564
	1992	2.0L, Mando Design	88-1541	88-1541
		2.0L, TRW Design	88-1564	88-1564
		3.0L	88-1564	88-1564
	1993		88-1564	88-1564
	94-98		88-1541	88-1541
	99-10		88-1613	88-1613
Tiburon	97-01		88-1541	88-1541
	03-08		88-1572	88-1572
XG300	2001		88-1613	88-1613
XG350	02-05		88-1613	88-1613

Hyundai SUV/Truck/Van

Entourage	07-08		88-1626	88-1626
Santa Fe	01-06		88-1590	88-1590
	07-11		88-1639	88-1639
Tucson	10-12		88-1626	88-1626
Veracruz	07-11		88-1626	88-1626

Infiniti

G20	91-96		88-1510	88-1510
	99-02		88-1510	88-1534
G35 Coupe	03-07		88-1629	88-1630
G35 Sedan	03-06		88-1629	88-1630
	07-08	AWD	88-1642	88-1642
	07-08	RWD	88-1645	88-1645
G37 Convertible	09-10		88-1642	88-1630
	2011		88-1642	88-1642



RACK & PINION BELLOWS

MODEL	YEARS	SPECIFICATIONS	LEFT	RIGHT
Infiniti (Continued)				
G37 Coupe	2008		88-1645	88-1645
	09-10	AWD	88-1642	88-1630
	09-11	RWD	88-1645	88-1645
	2011	AWD	88-1642	88-1642
G37 Sedan	09-11	AWD	88-1642	88-1642
	09-11	RWD	88-1645	88-1645
I30	96-99		88-1510	88-1510
	00-01		88-1629	88-1630
I35	02-03		88-1629	88-1629
	2004		88-1629	88-1630
J30	92-97		88-1510	88-1510
M30	1990	To 6/90	88-1510	88-1510
		From 6/90	88-1508	88-1508
	91-92		88-1508	88-1508
M35	06-08		88-1629	88-1630
	09-10	AWD	88-1642	88-1630
	09-10	RWD	88-1629	88-1642
M45	03-04		88-1629	88-1630
	06-08		88-1629	88-1630
	09-10	AWD	88-1642	88-1630
	09-10	RWD	88-1629	88-1642
Q45	90-96		88-1523	88-1523
	97-01		88-1510	88-1510
	02-06		88-1629	88-1630

Infiniti SUV/Truck/Van

EX35 AWD	08-11		88-1642	88-1642
EX35 RWD	08-11		88-1642	88-1642
FX35	03-06		88-1625	88-1642
	07-08		88-1601	88-1642
	09-11		88-1645	88-1642
FX45	03-06		88-1625	88-1642
	07-08		88-1601	88-1642
FX50	09-11		88-1645	88-1642

Isuzu

I-Mark	85-89	Power	88-1525	88-1525
Impulse	90-92		88-1525	88-1525
Stylus	91-93	Power	88-1525	88-1525

Isuzu SUV/Truck/Van

Amigo	98-00		88-1582	88-1582
Axiom	2002		88-1582	88-1582
Oasis	96-97		88-1576	88-1570
	98-99		88-1653	88-1653
Rodeo	98-04		88-1582	88-1582
Rodeo Sport	01-03		88-1582	88-1582



RACK & PINION BELLOWS

MODEL	YEARS	SPECIFICATIONS	LEFT	RIGHT
Lexus				
ES250	90-91		88-1520	88-1520
ES300	92-96		88-1534	88-1534
	97-01	Japan Built	88-1572	88-1572
		USA Built	88-1640	88-1640
	02-03		88-1632	88-1632
ES330	04-06		88-1632	88-1632
ES350	07-11		88-1631	88-1631
GS300	93-97		88-1577	N/A
	98-05		88-1577	88-1577
	2006		88-1590	88-1590
GS350	07-11		88-1590	88-1590
GS400	98-00		88-1577	88-1577
GS430	01-05		88-1577	88-1577
	06-07		88-1590	88-1590
GS450h	07-11		88-1590	88-1590
GS460	08-11		88-1590	88-1590
HS250h	10-11		88-1636	88-1636
IS F	08-11		88-1590	88-1590
IS250	06-11		88-1590	88-1590
IS300	01-05		88-1577	88-1577
IS350	06-11		88-1590	88-1590
LS400	90-94		88-1525	88-1557
	95-00		88-1525	88-1582
LS430	01-06		88-1617	88-1617
LS460	07-12		88-1590	88-1590
LS600h	08-12		88-1590	88-1590
SC300, SC400	92-00		88-1653	88-1582
SC430	02-10		88-1577	88-1577
Lexus SUV/Truck/Van				
GX460	10-12		88-1626	N/A
GX470	03-09		88-1613	88-1613
LX470	98-07		88-1595	88-1595
LX570	08-11		88-1648	88-1648
RX300	99-03	Japan Built	88-1572	88-1572
		USA Built	88-1640	88-1640
RX330	04-06		88-1632	88-1632
RX350	07-09		88-1632	88-1632
	10-12		88-1631	88-1631
RX400h	06-08		88-1590	88-1590
RX450h	10-11		88-1631	88-1631
Lincoln				
Continental	82-83		88-1522	88-1522
	84-94		88-1537	88-1537
	95-02		88-1522	88-1522
LS	00-02		88-1614	88-1615
Mark VII	84-92		88-1537	88-1537
Mark VII	93-98		88-1537	88-1537
MKZ	07-12	3.5L	88-1643	88-1643
Zephyr	2006		88-1643	88-1643



RACK & PINION BELLOWS

MODEL	YEARS	SPECIFICATIONS	LEFT	RIGHT
Lincoln SUV/Truck/Van				
Aviator	03-05		88-1634	88-1634
Mark LT	06-08		88-1634	88-1639
MKX	07-10		88-1641	88-1632
Navigator	03-06		88-1634	88-1639
Mazda				
3	04-10		88-1640	88-1640
323	86-94		88-1527	88-1527
5	06-10		88-1640	88-1640
6	03-08		88-1643	88-1643
	09-12		88-1618	88-1618
626	83-85		88-1527	88-1527
	86-87	Power	88-1522	88-1522
	88-89	RPM Sensing (Exc. Turbo)	88-1510	88-1510
		Velocity Sensing	88-1527	88-1527
	90-94	Exc. Turbo, Japan Built ①	88-1510	88-1510
		Exc. Turbo, USA Built ①	88-1525	88-1525
95-02	Turbo	88-1527	88-1527	
<p>① Note: To determine location of production, refer to vin # (vehicle identification number). For cars produced in USA, the vin # will begin with 1YV; for those produced in japan, the vin # will begin with JM1.</p>				
929	88-89		88-1536	88-1542
	90-95		88-1534	88-1534
GLC	81-93		88-1506	88-1506
	84-85	Manual	88-1527	88-1527
Miata	90-95	Manual	88-1527	88-1527
		Power	88-1536	88-1536
	96-97	Manual	88-1527	88-1527
	99-03	Manual	88-1527	88-1527
Millennia	95-02		88-1534	88-1534
MX-3	92-95	4 Cyl.	88-1527	88-1527
	92-94	6 Cyl.	88-1655	88-1655
MX-5 Miata	06-11		88-1646	88-1645
MX-6	88-89	RPM Sensing (Exc. Turbo)	88-1510	88-1510
		Velocity Sensing	88-1527	88-1527
	90-94	Exc. Turbo, Japan Built ①	88-1510	88-1510
		Exc. Turbo, USA Built ①	88-1525	88-1525
		Turbo	88-1527	88-1527
	95-97		88-1559	88-1559
<p>① Note: To determine location of production, refer to vin # (vehicle identification number). For cars produced in USA, the vin # will begin with 1YV; for those produced in japan, the vin # will begin with JM1.</p>				
Protegé	90-99		88-1527	88-1527
	00-03		88-1536	88-1536
Protegé5	02-03		88-1536	88-1536
RX7	86-91		88-1527	88-1525
	93-95		88-1527	88-1525

R & P Bellows



RACK & PINION BELLOWS

MODEL	YEARS	SPECIFICATIONS	LEFT	RIGHT
Mazda SUV/Truck/Van				
B2300	01-09		88-1586	88-1586
B2500	98-01		88-1586	88-1586
B3000	98-07		88-1586	88-1586
B4000	98-09		88-1586	88-1586
MPV	89-98	4WD	88-1525	88-1525
	00-05		N/A	88-1577
Tribute	01-06		88-1554	88-1554
	08-10		88-1554	88-1554

Mercedes Benz				
CL500	00-06		88-1633	88-1633
CL55 AMG	01-06		88-1633	88-1633
CL600	01-06		88-1633	88-1633
E300D	96-99		88-1591	88-1591
E320	96-03		88-1591	88-1591
E320 4Matic	98-03		88-1591	88-1591
E420	1997		88-1591	88-1591
E430	98-02		88-1591	88-1591
E430 4Matic	01-02		88-1591	88-1591
E55 AMG	99-02		88-1591	88-1591
S430	00-06	Exc. 4Matic	88-1633	88-1633
S55 AMG	01-06		88-1633	88-1633
S500	00-06	Exc. 4Matic	88-1633	88-1633
S600	01-06		88-1633	88-1633
SL55 AMG	03-06		88-1633	88-1633
SL500	03-06		88-1633	88-1633
SL600	04-09		88-1633	88-1633
SL65 AMG	05-09		88-1633	88-1633

Mercedes SUV/Truck/Van				
ML320	98-03		88-1587	88-1587
ML350	03-05		88-1587	88-1587
ML430	99-01		88-1587	88-1587
ML500	02-05		88-1587	88-1587
ML55 AMG	00-03		88-1587	88-1587

Mercury				
Bobcat	75-80	Manual	88-1523	88-1523
		Power	88-1521	N/A
Capri	79-81	Manual	88-1541	88-1541
		Power, Ford Design	88-1522	88-1522
	79-83	Power, TRW Design	88-1521	88-1521
		Power	88-1527	88-1527
	84-86	Power	88-1527	88-1527
91-94		88-1527	88-1527	
Cougar	80-83	Manual	88-1541	88-1541
		Power	88-1522	88-1522
	84-97		88-1537	88-1537
	99-02		88-1554	88-1554

R & P Bellows



RACK & PINION BELLOWS

MODEL	YEARS	SPECIFICATIONS	LEFT	RIGHT
Mitsubishi (Continued)				
Eclipse Spyder	96-99		88-1534	88-1534
	01-04		88-1577	88-1577
	07-10		88-1618	88-1618
Expo/Expo LRV	92-96		88-1534	88-1534
Galant	85-93		88-1534	88-1534
	94-95	USA Built ①	88-1513	88-1513
	94-95	Japan Built ①	88-1534	88-1534
	96-98		88-1513	88-1513
	99-03		88-1577	88-1577
	04-11		88-1618	88-1618

① **Note:** To determine location of production, refer to vin # (vehicle identification number). For cars produced in USA/North America, the 11th digit of the vin # will be "E"; for those produced in Japan, the 11th digit of the vin # will be "A", "J", "P", "U", "Y" or "Z".

Lancer	2002		88-1606	88-1606
	03-06	2.0L, Evolution	88-1647	88-1647
	03-07	2.0L, (Exc. Evolution)	88-1606	88-1606
	04-06	2.4L	88-1647	88-1647
	08-10		88-1625	88-1625
Mirage	85-88	Manual	88-1506	88-1506
		Power	88-1534	88-1534
	89-02	Manual	88-1534	N/A
		Power	88-1534	88-1534
Precis	90-93	Manual	88-1541	88-1541
	90-94	Power	88-1534	88-1534
Sigma	89-90		88-1534	88-1534
Tredia	83-86	Manual	88-1534	N/A
	84-88	Power	88-1534	88-1534

Mitsubishi SUV/Truck/Van

Endeavor	04-08		88-1642	88-1642
	2010		88-1642	88-1642
Outlander	03-06		88-1647	88-1647
	07-10		88-1625	88-1625
Van	87-90	Manual	88-1525	88-1525
		Power	88-1534	88-1534

Nissan/Datsun

200SX	1984	Manual	88-1506	88-1504
	84-86	Power	88-1502	88-1502
	87-88		88-1502	88-1507
	95-98	Manual	88-1509	88-1504
		Power	88-1601	88-1601
240SX	89-98	Front Wheel Steering	88-1510	88-1510
280ZX	79-81	Manual	88-1506	88-1506
300ZX	84-89		88-1502	N/A
	90-96		88-1510	88-1510
350Z	03-09		88-1629	88-1630
370Z	09-12		88-1645	88-1645
810	1981		88-1549	88-1549



RACK & PINION BELLOWS

MODEL	YEARS	SPECIFICATIONS	LEFT	RIGHT
Nissan/Datsun (Continued)				
Altima	93-95		88-1541	88-1541
	1996	To 2/96	88-1541	88-1541
		From 2/96	88-1613	88-1613
	97-01		88-1613	88-1613
	02-03	To 9/03	88-1629	88-1630
		From 9/03	88-1628	88-1628
	04-06		88-1628	88-1628
07-10		88-1629	88-1630	
Cube	09-12		88-1618	88-1618
Maxima	82-84		88-1549	N/A
	85-88		88-1502	88-1507
	89-99		88-1510	88-1510
	00-03		88-1629	88-1630
	04-08		88-1628	88-1628
	09-11		88-1629	88-1630
NX	91-93		88-1509	88-1509
Pulsar	1983	Manual	88-1506	88-1504
		Power	N/A	88-1507
Pulsar NX	83-86	Manual	88-1506	88-1504
		Power	88-1506	88-1504
	87-88		88-1502	88-1508
Rogue	08-12		88-1644	88-1644
Sentra	82-83	Manual	88-1506	88-1504
		Power	N/A	88-1507
	84-86	Manual	88-1506	88-1504
		Power	88-1502	N/A
	87-88	Manual	88-1506	88-1504
		Power	88-1502	88-1508
	89-90	Manual	88-1506	88-1504
		Power, Japan Built ①	88-1502	88-1508
		Power, USA Built ①	88-1528	88-1528
	91-94	Manual, Japan Built ①	88-1509	88-1504
		Power, Japan Built ①	88-1509	88-1509
Power, 1.6L, USA Built ①		88-1528	88-1528	
Power, 2.0L, USA Built ①		88-1509	88-1509	
95-99	Manual	88-1509	88-1504	
95-06	Power	88-1601	88-1601	
Stanza	82-83	Manual	88-1549	N/A
		Power	N/A	88-1507
	86-89	Sedan & 5 Dr. Hatchback	88-1502	88-1507
	90-92		88-1510	88-1510
Stanza Wagon	86-88	2WD	N/A	88-1507
	86-88	AWD	88-1502	88-1507
Versa	07-11		88-1618	88-1618

① **Note:** To determine location of production, refer to vin # (vehicle identification number). For cars produced in USA/North America, the vin # will begin with IN-4; for those produced in Japan, the vin # will begin with JN-1.

R & P Bellows



RACK & PINION BELLOWS

MODEL	YEARS	SPECIFICATIONS	LEFT	RIGHT
Plymouth				
Acclaim	89-95		88-1521	88-1521
Breeze	96-00		88-1601	88-1601
Caravelle	1985		88-1564	88-1564
	1986	Saginaw Design	88-1564	88-1564
		TRW Design	88-1521	88-1521
	87-88		88-1521	88-1521
Colt	85-89	Manual	88-1506	88-1506
		Power	88-1534	88-1534
	90-94	Manual	88-1534	N/A
		Power	88-1534	88-1534
Colt Vista	84-91	Manual	88-1534	N/A
	85-94	Power	88-1534	88-1534
Horizon	78-82	Power	88-1524	88-1524
	83-85		88-1564	88-1564
	1986	Power, Saginaw Design	88-1564	88-1564
		Power, TRW Design	88-1521	88-1521
	87-90		88-1521	88-1521
Laser	90-94	Manual	88-1534	N/A
	90-94	Power	88-1534	88-1534
Neon	95-99	Power	88-1521	88-1521
Reliant	81-89	Manual	88-1523	N/A
	81-82	Power	88-1521	88-1521
	83-85	Power	88-1564	88-1564
	1986	Power, Saginaw Design	88-1564	88-1564
	1986	Power, TRW Design	88-1521	88-1521
	87-89	Power	88-1521	88-1521
Scamp	1983	Manual	88-1523	N/A
		Power	88-1564	88-1564
Sundance	1987	Manual	88-1523	N/A
		Power, Saginaw Design	88-1564	88-1564
		Power, TRW Design	88-1521	88-1521
	88-94	Power	88-1521	88-1521

Plymouth SUV/Truck/Van				
Grand Voyager	1988	Manual	88-1541	88-1541
	88-99	Power	88-1521	88-1521
Voyager	84-88	Manual	88-1541	88-1541
	84-00	Power	88-1521	88-1521

Pontiac				
6000	82-91		88-1564	88-1564
Bonneville	87-99		88-1564	88-1564
	00-05	w/ Magnetic Speed Variable Steering	88-1564	88-1564
	00-05	w/o Magnetic Speed Variable Steering	88-1655	88-1655
Fiero	84-87		N/A	88-1509
	1988		88-1553	88-1553
Firebird	93-02		88-1655	88-1655
G5	07-09		88-1640	88-1640

R & P Bellows



RACK & PINION BELLOWS

MODEL	YEARS	SPECIFICATIONS	LEFT	RIGHT
Pontiac (Continued)				
Grand Am	85-87		88-1552 (Center)	
	1988	W/ Aluminum Tower Housing	88-1552 (Center)	
		W/ Cast Iron Tower Housing	88-1621 (Center)	
	89-98		88-1621 (Center)	
	99-05		88-1564	88-1564
Grand Prix	88-08		88-1564	88-1564
J2000	82-83		88-1552 (Center)	
J2000 Sunbird	1984		88-1552 (Center)	
LeMans	88-90		88-1552 (Center)	
	91-93	Manual	88-1552 (Center)	
Phoenix	80-84	Manual	88-1510	88-1510
	80-81	Power	88-1524	88-1524
	82-84	Power	88-1564	88-1564
Sunbird	86-87		88-1552 (Center)	
	1988	Manual	88-1552 (Center)	
		Power, W/ Aluminum Tower Housing	88-1552 (Center)	
		Power, W/ Cast Iron Tower Housing	88-1621 (Center)	
	89-90	Manual	88-1552 (Center)	
	Power	88-1621 (Center)		
	91-94		88-1621 (Center)	
Sunfire	95-05		88-1564	88-1564
T1000	81-87	Manual	88-1509	88-1509
		Power	88-1564	88-1564
Vibe	03-08		88-1631	88-1631
Pontiac SUV/Truck/Van				
Aztek	01-05		88-1655	88-1655
Montana	99-06		88-1655	88-1655
Torrent	06-09	3.4L	88-1640	88-1640
	08-09	3.6L	88-1582	88-1582
Trans Sport	90-96		88-1564	88-1564
	97-98		88-1655	88-1655
Porsche				
911	1999		88-1513	88-1513
Boxster	97-99		88-1513	88-1513
Renault				
Alliance	83-87	Manual	88-1506	88-1506
	83-87	Power	88-1500	88-1500
Encore	84-86	Manual	88-1506	88-1506
	84-86	Power	88-1500	88-1500
Saab				
99	74-78	Manual	88-1513	88-1513
900	79-85	Manual	88-1523	88-1523



RACK & PINION BELLOWS

MODEL	YEARS	SPECIFICATIONS	LEFT	RIGHT
Saturn				
Astra	2008	w/Quick Ratio	88-1644	88-1644
Ion	06-07	Red Line	88-1640	88-1640
Ion-2	06-07		88-1640	88-1640
Ion-3	06-07	2.2L	88-1640	88-1640
	06-07	2.4L	88-1640	88-1640
SC	91-02	All	88-1655	88-1655
SL, SW	95-02	All	88-1655	88-1655

Saturn SUV/Truck/Van				
Outlook	07-10		88-1636	88-1636
Relay	05-07		88-1655	88-1655
Vue	2006		88-1640	88-1640
	2007	Exc. Hybrid	88-1640	88-1640
	08-09	w/Electric Steering Gear	88-1640	88-1640
	08-09	w/Hydraulic Steering Gear	88-1582	88-1582

Scion				
tC	05-10		88-1613	88-1613
xA	04-06		88-1642	88-1642
xB	04-06		88-1642	88-1642
xD	08-11		88-1632	88-1632

Sterling				
825, 827	87-91	All	88-1530	88-1530

Subaru				
DL	85-89	Power	88-1535	88-1535
GL	85-89	Power	88-1535	88-1535
GL-10	85-89	Power	88-1535	88-1535
Impreza	93-97	To 5/97	88-1535	88-1535
Impreza 2.5 GT	09-10		N/A	88-1624
Impreza 2.5i	06-07		88-1646	88-1646
	08-10		N/A	88-1624
Impreza Outback	95-97	To 5/97	88-1535	88-1535
	2004		88-1646	88-1646
Impreza Outback Sport	05-07		88-1646	88-1646
	08-10		N/A	88-1624
Impreza RS	04-05		88-1646	88-1646
Impreza TS	2004		88-1646	88-1646
Impreza WRX	2004		88-1646	88-1646
	05-07		88-1646	88-1625
	08-10		N/A	88-1624
Impreza WRX Limited	06-10		N/A	88-1624
Impreza WRX STi	05-07		88-1646	88-1625
	08-10		N/A	88-1624
Impreza WRX Sti Limited	2007		88-1646	88-1625
Impreza WRX TS	2006		N/A	88-1624
	2007		88-1646	88-1625

R & P Bellows



RACK & PINION BELLOWS

MODEL	YEARS	SPECIFICATIONS	LEFT	RIGHT
Toyota (Continued)				
Celica	82-85	Manual	88-1548	88-1516
		Power	88-1512	88-1512
	86-93		88-1520	88-1520
	94-99		88-1577	88-1577
	00-05		88-1617	88-1617
Celica Supra	82-85		88-1512	88-1512
Corolla	1983	Power	88-1519	88-1519
	1984	Manual	N/A	88-1551
		Power, DLX, 1.8L (Diesel Engine)	88-1520	88-1520
		Power, Sport DLX, Sport SR5 (Hatchback)	88-1519	88-1519
		Power, Sport SR5 (Coupe)	88-1551	88-1551
	1985	Manual	N/A	88-1551
		Power, DLX, 1.6L (Gas Engine)	88-1519	88-1519
		Power, DLX, 1.8L (Diesel Engine)	88-1520	88-1520
		Power, LE, LE Limited, Sport DLX	88-1519	88-1519
		Power, Sport GTS & Sport SR5 (Hatchback)	88-1519	88-1519
		Power, Sport GTS & Sport SR5 (Coupe)	88-1551	88-1551
	1986	Manual	N/A	88-1551
		Power, Sedan & Hatchback	88-1519	88-1519
		Power, Coupe	88-1533	88-1533
	1987	Manual	N/A	88-1551
		Power, DX, LE, Sport DLX	88-1519	88-1519
		Power, FX Series	88-1520	88-1520
		Power, Sport GTS & Sport SR5 (Hatchback)	88-1520	88-1520
		Power, Sport GTS & Sport SR5 (Coupe)	88-1533	88-1533
	88-92	Manual	N/A	88-1551
		Power	88-1520	88-1520
	93-97	Manual	88-1525	88-1525
		Power, Japan Built ①	88-1653	88-1653
	Power, USA Built ①	88-1525	88-1525	
98-02		88-1525	88-1525	
03-08		88-1631	88-1631	
09-12	Japan Built ①	88-1632	88-1632	
Cressida	85-92		88-1525	N/A
Echo	00-05	Manual	88-1618	88-1618
	00-02	Power	88-1618	88-1618
	03-05	Power	88-1642	88-1642
Matrix	03-08		88-1631	88-1631
MR2	85-89		N/A	88-1516
	91-95	Manual	N/A	88-1514
		Power	88-1519	88-1519
MR2 Spyder	00-05		88-1618	88-1618
Paseo	92-98		88-1533	88-1533
Prius	01-03		88-1617	88-1617
	04-09		88-1642	88-1642
	10-11		88-1636	88-1636

① **Note:** To determine location of production refer to vin # (vehicle identification number). For cars produced in USA/North America, the vin # will begin with J4T1; for those produced in Japan, the vin # will begin with JT2.



RACK & PINION BELLOWS

MODEL	YEARS	SPECIFICATIONS	LEFT	RIGHT	
Toyota (Continued)					
Solara	99-03		88-1640	88-1640	
	04-08		88-1632	88-1632	
Starlet	81-84		88-1514	88-1516	
Supra	86-88		88-1548	88-1557	
	89-92		88-1520	88-1520	
	93-98		88-1653	88-1653	
Tercel	80-82		88-1514	88-1516	
	83-86	Manual	N/A	88-1516	
		Power	88-1519	88-1519	
	87-90	Manual	N/A	88-1516	
		Power (Exc. Wagon)	88-1519	88-1519	
		Power (Wagon)	88-1519	88-1514	
91-98	Manual	88-1514	88-1516		
	Power	88-1533	88-1533		
Venza	09-10		88-1631	88-1631	
Yaris	07-10		88-1632	88-1632	
Toyota SUV/Truck/Van					
4 Runner	96-02		88-1573	88-1573	
	03-09		88-1613	88-1613	
FJ Cruiser	07-10		88-1613	88-1613	
Highlander	01-03		88-1572	88-1572	
	06-07	(Exc. Hybrid)	88-1632	88-1632	
		Hybrid	88-1590	88-1590	
Land Cruiser	98-07		88-1595	88-1595	
	08-11		88-1648	88-1648	
Previa Van	91-97		88-1548	88-1548	
RAV4	96-03		88-1653	88-1653	
	04-05		88-1613	88-1613	
Sequoia	01-07		88-1603	88-1603	
	08-11		88-1648	88-1648	
Sienna	98-03	To 1/03	88-1572	88-1572	
	03-10	From 1/03	88-1632	88-1632	
T100	93-98		88-1572	N/A	
Tacoma (2WD)	95-01	Manual	N/A	88-1577	
		Power, 2.4L	88-1577	88-1577	
		Power, 2.7L	88-1573	88-1573	
	95-97	Power, 3.4L	88-1577	88-1577	
		98-03	Power, Exc. PreRunner	88-1640	88-1572
			Power, PreRunner	88-1573	88-1573
	2004	Power, Exc. PreRunner	88-1640	88-1640	
		Power, PreRunner	88-1573	88-1573	
05-11	Power, Exc. PreRunner	88-1640	88-1640		
	Power, PreRunner	88-1626	N/A		
Tacoma (4WD)	95-04		88-1573	88-1573	
	05-11		88-1626	N/A	
Tundra	00-06		88-1603	88-1603	
	07-10		88-1648	88-1648	
Van	86-89	Manual	88-1534	88-1541	
		Power	88-1548	88-1548	



RACK & PINION BELLOWS

MODEL	YEARS	SPECIFICATIONS	LEFT	RIGHT
Volkswagen				
New Beetle	98-10		88-1590	88-1590
Cabrio	95-96		88-1555	88-1555
	97-02		88-1500	88-1500
Cabriolet	85-93	Manual	88-1545	N/A
		Power	88-1500	88-1500
CC	09-10		88-1613	88-1613
Corrado	90-95	TRW Design	88-1500	88-1500
	92-95	ZF Design	88-1555	88-1555
EOS	07-10		88-1613	88-1613
Golf (Old Body Style)	85-92	Manual	88-1545	88-1545
		Power	88-1500	88-1500
	93-99	TRW Design	88-1500	88-1500
		ZF Design	88-1555	88-1555
Golf (New Body Style)	99-06		88-1590	88-1590
	2010		88-1613	88-1613
GTi	2006		88-1590	88-1590
	07-10		88-1613	88-1613
Jetta (Old Body Style)	82-84	Manual	88-1545	N/A
		Power	88-1500	88-1500
	85-89	Manual	88-1545	88-1545
		Power	88-1500	88-1500
	90-92	Manual	88-1545	88-1545
		Power TRW Design	88-1500	88-1500
		Power ZF Design	88-1555	88-1555
93-99	TRW Design	88-1500	88-1500	
		ZF Design	88-1555	88-1555
Jetta (New Body Style)	99-04		88-1590	88-1590
	2005	To Ch. # 9M-5-149 999	88-1590	88-1590
		From Ch. # 1K-5-600 001	88-1613	88-1613
	06-10		88-1613	88-1613
Passat	90-95	TRW Design	88-1500	88-1500
		ZF Design	88-1555	88-1555
	96-97		88-1555	88-1555
	98-99	4 Cyl. (To 1/31/99)	88-1654	88-1588
		6 Cyl. (To 1/31/99, Outer Bellows only)	88-1654	88-1654
	1999	4 Cyl. (From 2/1/99)	88-1610	88-1588
		6 Cyl. (From 2/1/99)	88-1610	88-1610
	00-05	4 Cyl.	88-1610	88-1588
		6 Cyl.	88-1610	88-1588
	02-04	8 Cyl.	88-1610	88-1588
	06-10		88-1613	88-1613
Phaeton	04-06		88-1635	88-1635
R32	2008		88-1613	88-1613
Rabbit (Includes Convertible and Pickup)	75-81		88-1545	N/A
	1982	Manual	88-1545	N/A
		Power	88-1500	88-1500
	83-84	Manual	88-1545	88-1545
		Power	88-1500	88-1500
06-09		88-1613	88-1613	
Scirocco	75-81		88-1545	N/A
	82-88	Manual	88-1545	N/A
		Power	88-1500	88-1500

R & P Bellows



RACK & PINION BELLOWS

MODEL	YEARS	SPECIFICATIONS	LEFT	RIGHT
Volkswagen SUV/Truck/Van				
Eurovan	93-01		88-1545	88-1545
Routan	09-10		88-1640	88-1640
Tiguan	09-11		88-1613	88-1613
Vanagon (Incl. Syncro)	80-91		88-1545	88-1545
Volvo				
240	90-93		88-1541	88-1541
242	75-84	Manual, Cam Design	88-1525	88-1525
		Manual, ZF Design ①	88-1545	88-1545
		Power, Cam Design (Non Vented)	88-1548	88-1548
		Power, Cam Design (Vented)	88-1543	88-1544
		Power, ZF Design ①	88-1545	88-1545
244	75-84	Manual, Cam Design	88-1525	88-1525
		Manual, ZF Design ①	88-1545	88-1545
		Power, Cam Design (Non-Vented)	88-1548	88-1548
		Power, Cam Design (Vented)	88-1543	88-1544
	85-87	Power, ZF Design ①	88-1545	88-1545
		Power, Cam Design	N/A	88-1544
245	75-84	Power, ZF Design ①	88-1545	88-1545
		Manual, Cam Design	88-1525	88-1525
		Manual, ZF Design ①	88-1545	88-1545
		Power, Cam Design (Non Vented)	88-1548	88-1548
	85-87	Power, Cam Design (Vented)	88-1543	88-1544
Power, ZF Design ①		88-1545	88-1545	
Power, Cam Design		N/A	88-1544	
262	79-81	Power, ZF Design ①	88-1545	88-1545
		Manual, Cam Design	88-1525	88-1525
		Power, Cam Design (Non Vented)	88-1548	88-1548
		Power, Cam Design (Vented)	88-1543	88-1544
264	79-82	ZF Design ①	88-1545	88-1545
		Manual, Cam Design	88-1525	88-1525
		Power, Cam Design (Non Vented)	88-1548	88-1548
		Power, Cam Design (Vented)	88-1543	88-1544
265	80-81	ZF Design ①	88-1545	88-1545
		Manual, Cam Design	88-1525	88-1525
		Power, Cam Design (Non Vented)	88-1548	88-1548
		Power, Cam Design (Vented)	88-1543	88-1544
740	85-92	Cam Design	88-1541	88-1541
745	1985	2.3L	88-1541	88-1541
		2.4L	88-1523	88-1541
760	83-84		88-1523	88-1523
	85-87	Cam Design	88-1523	88-1523
	88-90	Cam Design	88-1541	88-1541
780	87-91		88-1523	88-1523
850	93-97		88-1655	88-1655
940	92-93	Cam Design	88-1541	88-1541
	94-95		88-1541	88-1541

R & P Bellows



RACK & PINION BELLOWS

MODEL	YEARS	SPECIFICATIONS	LEFT	RIGHT
Volvo (Continued)				
960	92-93 Cam Design.....	88-1541	88-1541
	94-97	88-1541	88-1541
C70	98-04 TRW Gear (Marked 4).....	88-1655	88-1655
	 SMI Gear (Marked 5).....	88-1510	88-1510
S40	00-03	88-1606	88-1606
S60	01-09	88-1582	88-1582
S70	98-00 TRW Gear (Marked 4).....	88-1655	88-1655
	 SMI Gear (Marked 5).....	88-1510	88-1510
S80	99-06	88-1582	88-1582
S90	97-98	88-1541	88-1541
V40	00-04	88-1606	88-1606
V70	98-00 TRW Gear (Marked 4).....	88-1655	88-1655
	 SMI Gear (Marked 5).....	88-1510	88-1510
	01-07	88-1582	88-1582
V90	97-98	88-1541	88-1541
XC70	03-07	88-1582	88-1582

① **Note:** For easier identification ZF DESIGN racks come from the factory with a steel tag on them stating ZF as the manufacturer.

R & P Bellows



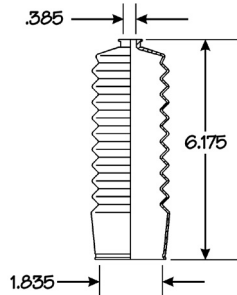
RACK & PINION BELLOW ILLUSTRATIONS

<p>375 8.775 1.210</p> <p>88-1000 Universal Bellows. Each end may be trimmed for desired diameter</p>	<p>381 7.185 1.755</p> <p>88-1001 Universal Bellows. Each end may be trimmed for desired diameter (with Vent Nipple)</p>	<p>325 7.520 1.635</p> <p>88-1500 (with Vent Hole)</p>	<p>360 6.280 1.585</p> <p>88-1502 (with Vent Nipple)</p>
<p>360 8.000 1.205</p> <p>88-1504</p>	<p>360 7.060 1.210</p> <p>88-1506</p>	<p>360 6.265 1.960</p> <p>88-1507 (with Vent Nipple)</p>	<p>360 6.225 1.780</p> <p>88-1508 (with Vent Nipple)</p>
<p>360 6.040 1.470</p> <p>88-1509</p>	<p>440 6.610 1.795</p> <p>88-1510</p>	<p>1.340 5.060 1.875</p> <p>88-1511</p>	<p>385 6.125 2.295</p> <p>88-1512</p>
<p>449 6.130 1.909</p> <p>88-1513</p>	<p>375 5.550 1.249</p> <p>88-1514</p>	<p>375 7.025 1.175</p> <p>88-1516</p>	<p>385 5.550 1.782</p> <p>88-1519</p>

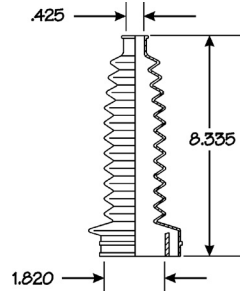
R & P Bellows



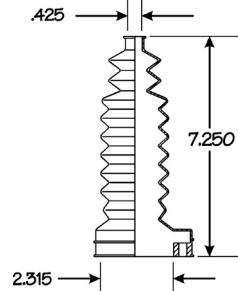
RACK & PINION BELLOW ILLUSTRATIONS



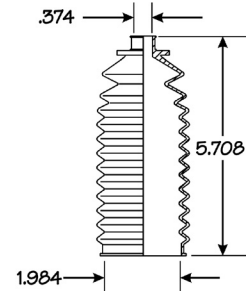
88-1520



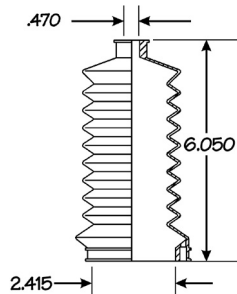
88-1521
(with Vent Hole)



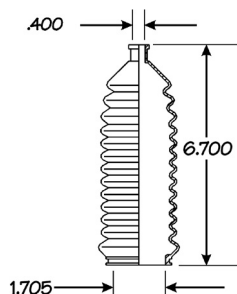
88-1522
(with Vent Hole)



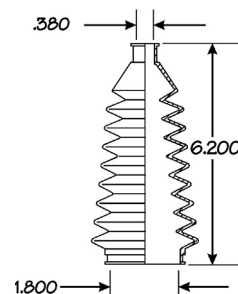
88-1523



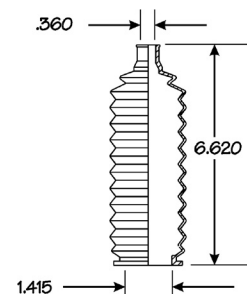
88-1524
(with Vent Hole)



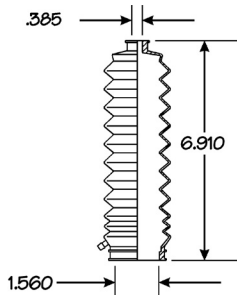
88-1525



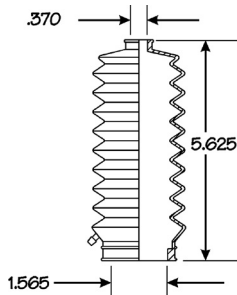
88-1526



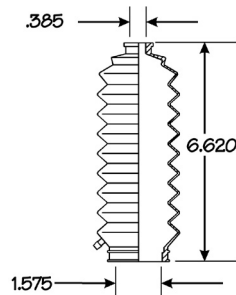
88-1527



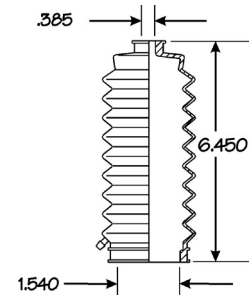
88-1528
(with Vent Nipple)



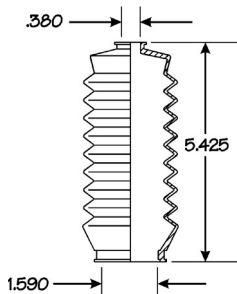
88-1529
(with Vent Nipple)



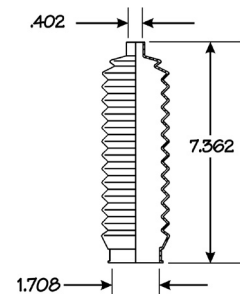
88-1530
(with Vent Nipple)



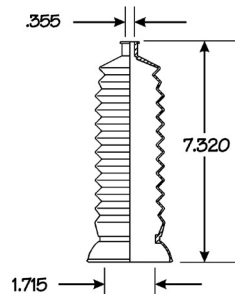
88-1531
(with Vent Nipple)



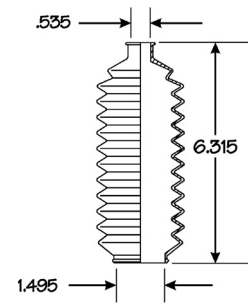
88-1533



88-1534



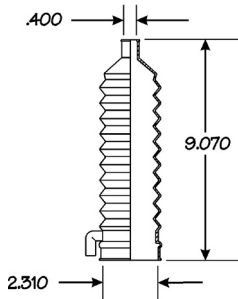
88-1535



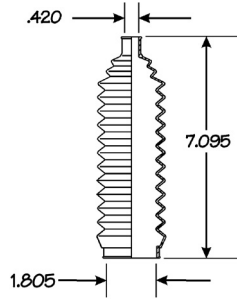
88-1536



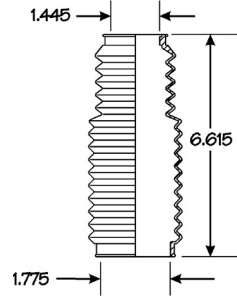
RACK & PINION BELLOW ILLUSTRATIONS



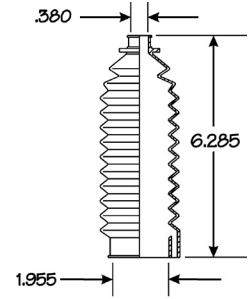
88-1537
(with Vent Nipple)



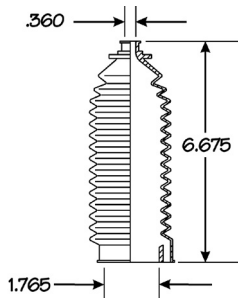
88-1541



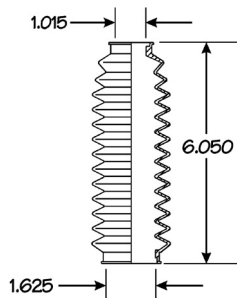
88-1542



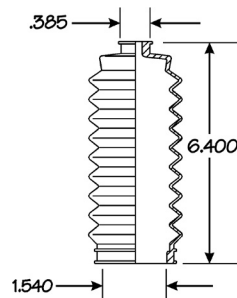
88-1543
(with Vent Hole)



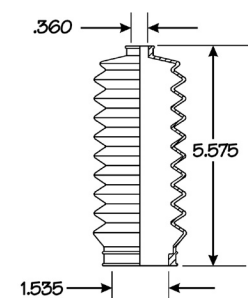
88-1544
(with Vent Hole)



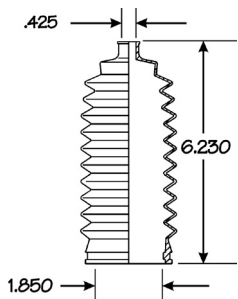
88-1545



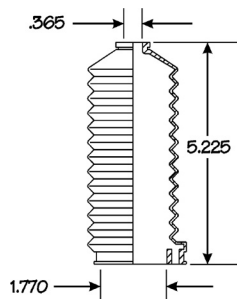
88-1546



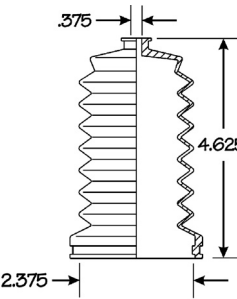
88-1547



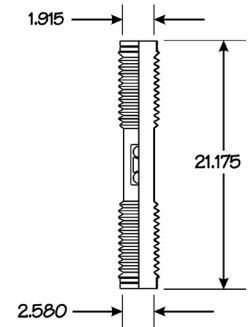
88-1548



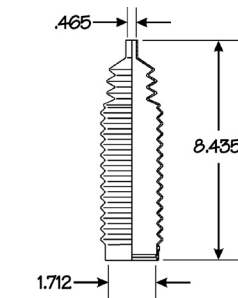
88-1549



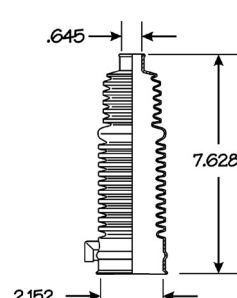
88-1551



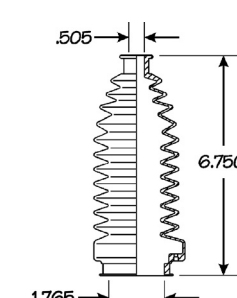
88-1552
(Thermoplastic)
Center



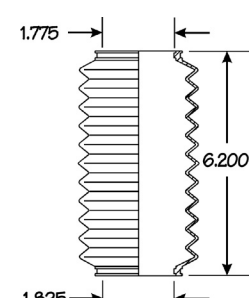
88-1553
(Thermoplastic)



88-1554
(with Vent Nipple)



88-1555
(with Vent Hole)

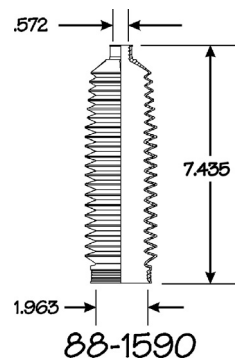
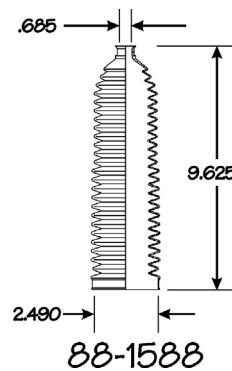
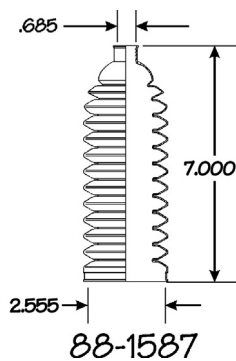
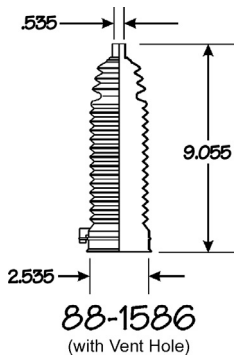
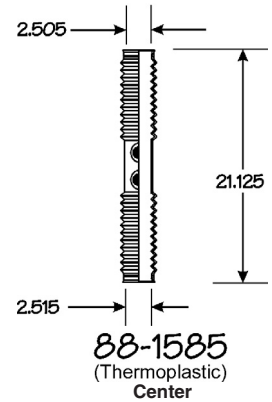
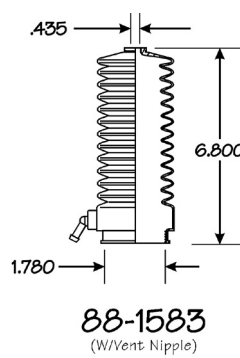
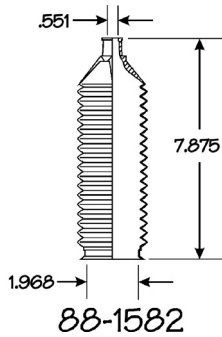
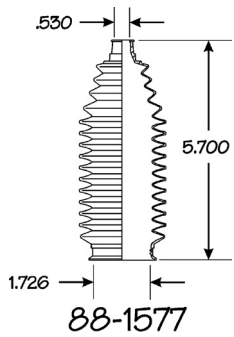
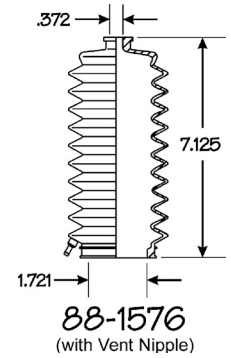
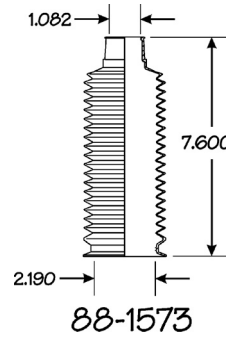
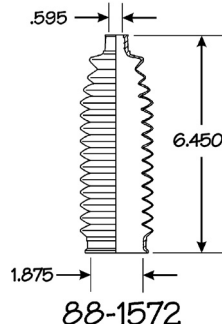
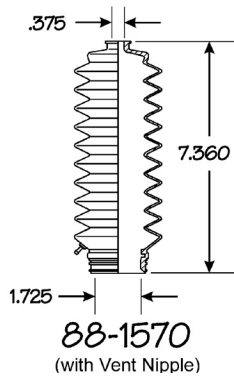
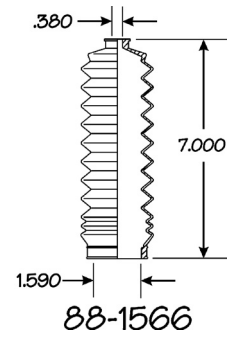
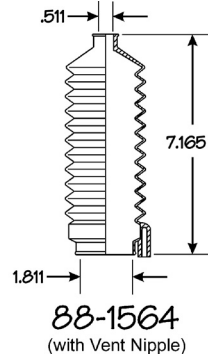
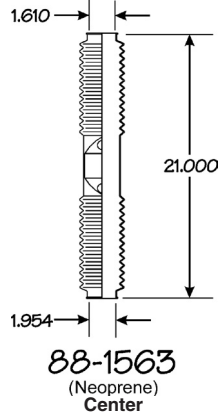
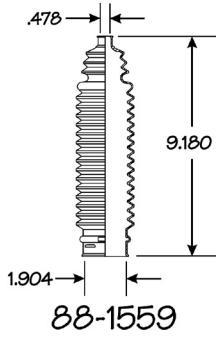


88-1557

R & P Bellows

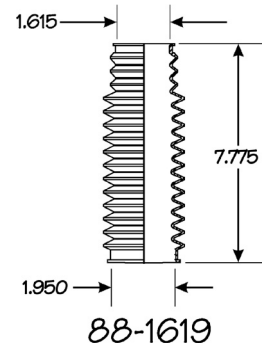
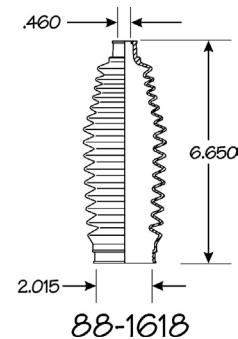
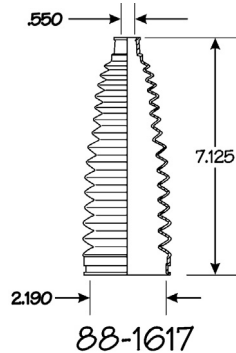
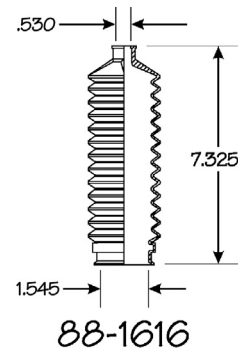

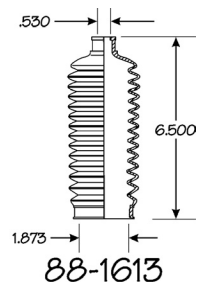
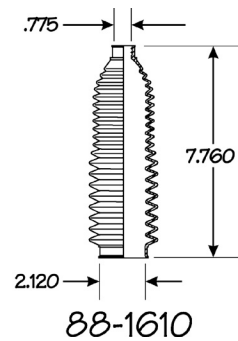
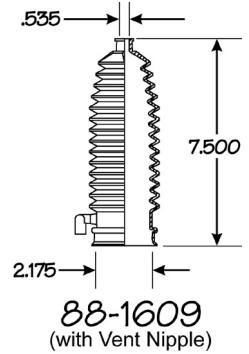
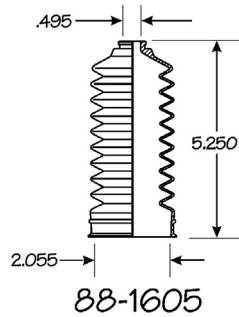
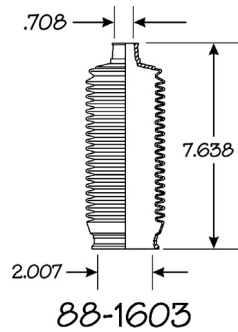
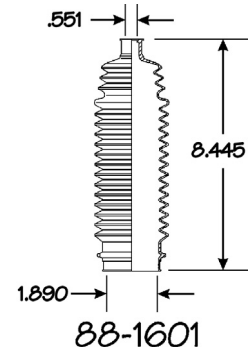
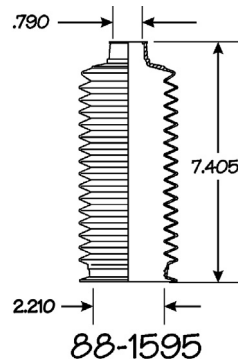
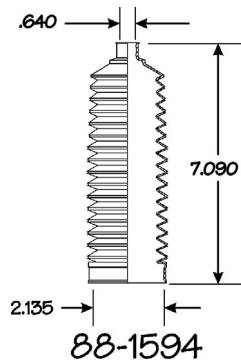
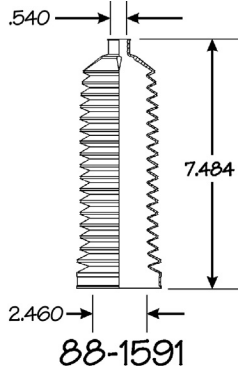


RACK & PINION BELLOW ILLUSTRATIONS





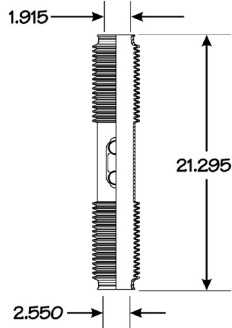
RACK & PINION BELLOW ILLUSTRATIONS



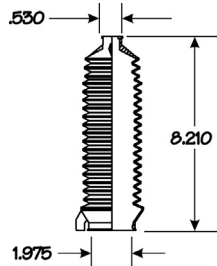
R & P Bellows



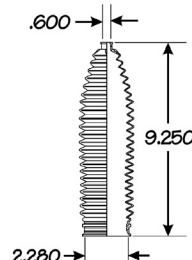
RACK & PINION BELLOW ILLUSTRATIONS



88-1621
(Thermoplastic)
Comes w/ 1 Bushing (88-2065-0)
Center



88-1622
(with Vent Hole)



88-1623



88-1624



88-1625



88-1626



88-1627



88-1628



88-1629



88-1630



88-1631



88-1632



88-1633



88-1634








88-1635



88-1636



RACK & PINION BELLOW ILLUSTRATIONS

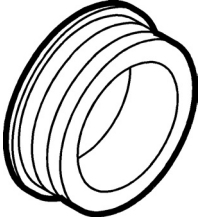


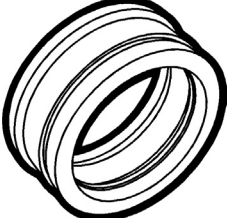
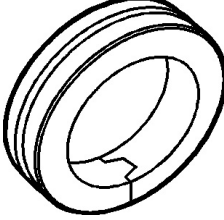


R & P Bellows



RACK & PINION BELLOW BUSHINGS

R & P Bellows

	<p>88-2020-0 Application: 82-91 G.M., Center Steering Fits: 88-1552-0, 88-1599-0 (1 Supplied in 88-1552-K, 88-1599-K, 88-1621-K) Position: Right Side (<i>Small End</i>)</p>
	<p>88-2021-0 Application: 82-91 G.M., Center Steering Fits: 88-1552-0 (1 Supplied in 88-1552-K) Position: Left Side (<i>Large End</i>)</p>
	<p>88-2064-0 Application: 88-93 Pontiac LeMans, Center Steer Fits: 88-1552-0 Position: Left Side</p>
	<p>88-2065-0 Application: Conversion Bushing allows you to use our 88-1552-0 Bellow for the later model Cast Iron Housing applications. Fits: 88-1552-0 (1 Supplied in 88-1621-K) Position: Left Side</p>
	<p>88-2068-0 (Split) Application: 94-97 Chrysler Fits: 88-1585-0 (1 Supplied in 88-1585-K) Position: Both Sides</p>

Ordering Information:

To order Bulk product, simply order by the part number shown in this catalog. If you wish to order boxed, just add a "K" to the part number.

Example:

- 88-2020-0 Bellow Bushing, Bulk
- 88-2020-K Bellow Bushing, Boxed



NYLON TIES

Deluxe Nylon Ties (Black)

Install with standard pliers - No special tool required. These ties are UV Rated and have a **Metal** Tang for positive locking.

- 86-5774-C 4.0" Nylon Tie (.095" Width), 10 pcs., Skinpacked
- 86-5796-0 4.0" Nylon Tie (.095" Width), 100 pcs., Bulk
- 86-5796-C 4.0" Nylon Tie (.095" Width), 100 pcs., Skinpacked

- 86-5776-C 7.9" Nylon Tie (.095" Width), 10 pcs., Skinpacked
- 86-5778-0 7.9" Nylon Tie (.095" Width), 100 pcs., Bulk
- 86-5778-C 7.9" Nylon Tie (.095" Width), 100 pcs., Skinpacked

- 86-5775-C 12.0" Nylon Tie (.185" Width), 10 pcs, Skinpacked
- 86-5797-0 12.0" Nylon Tie (.185" Width), 100 pcs., Bulk
- 86-5797-C 12.0" Nylon Tie (.185" Width), 100 pcs., Skinpacked

- 86-5777-C 14.2" Nylon Tie (.095" Width), 10 pcs., Skinpacked
- 86-5779-0 14.2" Nylon Tie (.095" Width), 100 pcs., Bulk
- 86-5779-C 14.2" Nylon Tie (.095" Width), 100 pcs., Skinpacked

- 86-5770-0 21.2" Nylon Tie (.275" Width), 100 pcs., Bulk



Metal Tang for Positive Locking


R & P Bellows

Nylon Ties (Black)

- 9320 Tie Wrap Kit, 25 Assorted, Skinpacked
- 9321 3.9" Nylon Tie (.098" Width), 100 pcs., Skinpacked
- 86-5786-0 3.9" Nylon Tie (.098" Width), 100 pcs., Bulk

- 9323 11.5" Nylon Tie (.190" Width), 100 pcs., Skinpacked
- 86-5787-0 11.5" Nylon Tie (.190" Width), 100 pcs., Bulk

- 86-5830-C 17.5" Nylon Tie (.190" Width), 100 pcs., Skinpacked
- 86-5830-0 17.5" Nylon Tie (.190" Width), 100 pcs., Bulk



Note: Ties are sold in bags of 100 pieces.
By ordering one of a number, you will get one (1) bag of 100 pieces.



RACK & PINION BELLOW BUYER'S GUIDE

PART #	APPLICATION	POSITION
88-1000	Universal Bellows.....	Left/Right
88-1001 (V)	Universal Bellows.....	Left/Right
88-1500 (V)	Ford, Mercury, Renault, Volkswagen.....	Left/Right
88-1501 (V)	Discontinued	
88-1502 (V)	Acura, Nissan	Left/Right
88-1504	Nissan.....	Left/Right
88-1505 (V)	Discontinued	
88-1506	Dodge, Mazda, Mitsubishi, Nissan, Plymouth, Renault.....	Left/Right
88-1507 (V)	Acura, Nissan	Right
88-1508 (V)	Infiniti, Nissan	Left/Right
88-1509	Chevrolet, Nissan, Pontiac.....	Left/Right
88-1510	G.M., Honda, Infiniti, Mazda, Nissan, Volvo.....	Left/Right
88-1511	Toyota	Left
88-1512	Toyota	Left/Right
88-1513	Chrysler, Dodge, Eagle, Geo, Jaguar, Mitsubishi, Nissan, Porsche, Saab, Volvo	Left/Right
88-1514	Chevrolet, Geo, Toyota.....	Left/Right
88-1515	Discontinued	
88-1516	Honda, Toyota.....	Right
88-1518	Discontinued	
88-1519	Geo, Toyota.....	Left/Right
88-1520	Acura, Chevrolet, Dodge, Kia, Lexus, Toyota.....	Left/Right
88-1521 (V)	Chrysler, Dodge, Ford, Mercury, Plymouth.....	Left/Right
88-1522 (V)	Ford, Lincoln, Mazda, Mercury	Left/Right
88-1523	Broad Coverage.....	Left/Right
88-1524 (V)	G.M., Dodge, Plymouth	Left/Right
88-1525	Broad Coverage.....	Left/Right
88-1526	Chevrolet, Geo, Suzuki	Left
88-1527	Ford, Geo, Mazda, Mercury, Subaru.....	Left/Right
88-1528 (V)	Acura, Honda, Nissan.....	Left/Right
88-1529 (V)	Honda	Left/Right
88-1530 (V)	Acura, Honda, Sterling.....	Left/Right
88-1531 (V)	Acura, Honda.....	Left/Right
88-1532 (V)	Discontinued	
88-1533	Toyota	Left/Right
88-1534	Broad Coverage.....	Left/Right
88-1535	Subaru	Left/Right
88-1536	Mazda, Suzuki	Left/Right
88-1537 (V)	Ford, Lincoln, Mercury.....	Left/Right
88-1538	Discontinued	
88-1539	Discontinued	
88-1540	Discontinued	
88-1541	Broad Coverage.....	Left/Right
88-1542	BMW, Mazda	Left/Right
88-1543 (V)	Volvo	Left
88-1544 (V)	Volvo	Right
88-1545	Volkswagen, Volvo	Left/Right
88-1546	Ford, Honda.....	Left/Right
88-1547	Honda	Left/Right
88-1548	Toyota, Volvo.....	Left/Right



RACK & PINION BELLOW BUYER'S GUIDE

PART #	APPLICATION	POSITION
88-1549 (V)	Nissan	Left/Right
88-1550 (V)	Discontinued	
88-1551	Toyota	Left/Right
88-1552 (P)	G.M.	Center
88-1553 (P)	Chevrolet, Pontiac	Left/Right
88-1554 (V)	Ford, Mazda, Mercury	Left/Right
88-1555 (V)	Volkswagen	Left/Right
88-1556	Discontinued	
88-1557	Lexus, Toyota	Right
88-1558	Discontinued	Right
88-1559	Ford, Mazda	Left/Right
88-1560 (P)	Discontinued	
88-1561 (V)	Discontinued	
88-1562 (V)	Discontinued	
88-1563	Audi (Neoprene)	Center
88-1564 (V)	Chrysler, Dodge, G.M., Hyundai, Plymouth	Left/Right
88-1565	Discontinued	
88-1566	Honda	Left
88-1567	Discontinued	
88-1568	Discontinued	
88-1569 (P)	Replaced By 88-1653	
88-1570 (V)	Acura, Honda, Isuzu	Left/Right
88-1571	Discontinued	
88-1572	Hyundai, Kia, Lexus, Suzuki, Toyota	Left/Right
88-1573	Toyota	Left/Right
88-1574 (P)	Replaced by 88-1654	
88-1575 (P)	Replaced by 88-1655	
88-1576 (V)	Acura, Honda, Isuzu	Left/Right
88-1577	Chrysler, Dodge, Lexus, Mazda, Mitsubishi, Toyota	Left/Right
88-1578	Discontinued	
88-1579 (V)	Discontinued	
88-1580	Discontinued	
88-1581 (P)	Discontinued	
88-1582	G.M., Honda, Isuzu, Lexus, Saturn, Volvo	Left/Right
88-1585 (P)	Chrysler, Dodge, Eagle	Center
88-1586 (V)	Ford, Mazda, Mercury	Left/Right
88-1587	Mercedes Benz	Left/Right
88-1588	Audi, Volkswagen	Left/Right
88-1590	Acura, Audi, G.M., Geo, Honda, Hyundai, Kia, Lexus, Toyota, Volkswagen	Left/Right
88-1591	Honda, Mercedes Benz	Left/Right
88-1592	Discontinued	
88-1594	Ford	Left/Right
88-1595	G.M., Lexus, Toyota	Left/Right
88-1596	Discontinued	
88-1599	Discontinued	
88-1601	Acura, G.M., Chrysler, Dodge, Infiniti, Nissan, Plymouth	Left/Right
88-1603	Toyota	Left/Right
88-1604 (P)	Discontinued	
88-1605	Acura, Honda	Right
88-1606	Honda, Mitsubishi, Suzuki, Volvo	Left/Right

R & P Bellows



RACK & PINION BELLOW BUYER'S GUIDE

PART #	APPLICATION	POSITION
88-1607	Discontinued	
88-1608	Discontinued	
88-1609 (V)	Ford	Left/Right
88-1610	Audi, Volkswagen	Left/Right
88-1611	Discontinued	
88-1612	Discontinued	
88-1613	Acura, Audi, Ford, Honda, Hyundai, Kia, Lexus, Mercury, Nissan, Scion, Toyota, Volkswagen	Left/Right
88-1614 (V)	Ford, Jaguar, Lincoln	Left
88-1615 (V)	Ford, Jaguar, Lincoln	Right
88-1616	Geo, Suzuki	Left/Right
88-1617	Lexus, Toyota	Left/Right
88-1618	Mazda, Mitsubishi, Nissan, Toyota	Left/Right
88-1619	BMW	Left/Right
88-1620	Discontinued	
88-1621 (P)	G.M. (Includes Conversion Bushing with Bulk Bellow 88-1552-0)	Center
88-1622 (V)	G.M., Dodge, Mercury, Nissan	Left/Right
88-1623	Dodge	Left/Right
88-1624	Acura, Honda, Subaru	Left/Right
88-1625	Honda, Hyundai, Infiniti, Kia, Mitsubishi, Subaru	Left/Right
88-1626	Acura, G.M., Dodge, Honda, Hyundai, Kia, Lexus, Nissan, Toyota	Left/Right
88-1627	Honda	Left/Right
88-1628	Honda, Nissan	Left/Right
88-1629	Infiniti, Nissan	Left/Right
88-1630	Infiniti, Nissan	Left/Right
88-1631	Lexus, Pontiac, Toyota	Left/Right
88-1632	Ford, Honda, Lexus, Lincoln, Scion, Toyota	Left/Right
88-1633	Ford, Mercedes-Benz, Mercury	Left/Right
88-1634	Audi, BMW, Ford, Lincoln	Left/Right
88-1635	Audi, Volkswagen	Left/Right
88-1636	G.M., Lexus, Saturn, Toyota	Left/Right
88-1637	Honda	Left/Right
88-1638	G.M., Ford, Kia, Mercury	Left/Right
88-1639	G.M., Ford, Hyundai, Lincoln	Left/Right
88-1640	Chevrolet, Lexus, Mazda, Pontiac, Saturn, Toyota, Volkswagen	Left/Right
88-1641	Ford, Honda, Lincoln	Left/Right
88-1642	Infiniti, Mini, Mitsubishi, Nissan, Scion, Subaru, Toyota	Left/Right
88-1643	Ford, Lincoln, Mazda, Mercury	Left/Right
88-1644	Nissan, Saturn	Left/Right
88-1645	Acura, Honda, Hyundai, Infiniti, Kia, Mazda, Nissan	Left/Right
88-1646	Acura, Mazda, Subaru	Left/Right
88-1647	Mitsubishi, Suzuki	Left/Right
88-1648	Lexus, Toyota	Left/Right
88-1653	Honda, Isuzu, Lexus, Toyota	Left/Right
88-1654	Audi, Volkswagen	Left/Right
88-1655	G.M., Mazda, Saturn, Volvo	Left/Right

Note: Part numbers marked with (V) indicates the Bellows are vented. Part numbers marked with (P) indicates the bellows are thermoplastic.



MODEL

YEARS

SPECIFICATIONS

LEFT

RIGHT

INNER TIE RODS

Acura

Integra	90-01	All	88-4135	88-4135
----------------	-------	-----	---------	---------

Audi

A4, A4 Quattro	96-01	All	88-4250	88-4250
A8, A8 Quattro	97-00	All	88-4250	88-4250

Buick

Century	82-96	All	88-4006	88-4006
Electra	85-91	All	88-4006	88-4006
LeSabre	86-99	All	88-4006	88-4006
Park Avenue	91-96	All	88-4006	88-4006
Reatta	88-91	All	88-4006	88-4006
Riviera	86-93	All	88-4006	88-4006
Skyhawk	82-89	Power, (Center Steer Tie Rod Bushing)	88-5915	①
Skylark	80-85	All	88-4006	88-4006
	86-97	Power, (Center Steer Tie Rod Bushing)	88-5915	①
Somerset	85-87	Power, (Center Steer Tie Rod Bushing)	88-5915	①

① Note: 88-5915 is a 3 piece kit containing 2 bushings and a lock plate (See page 53). This application does not have conventional tie rods.

Cadillac

Allante	87-91	All	88-4006	88-4006
Cimarron	82-88	Power, (Center Steer Tie Rod Bushing)	88-5915	①
DeVille	85-92	All	88-4006	88-4006
Eldorado	86-91	All	88-4006	88-4006
Fleetwood	85-92	All	88-4006	88-4006
Seville	86-91	All	88-4006	88-4006

① Note: 88-5915 is a 3 piece kit containing 2 bushings and a lock plate (See page 53). This application does not have conventional tie rods.

Chevrolet/Geo

Beretta, Corsica	87-96	Power, (Center Steer Tie Rod Bushing)	88-5915	①
Cavalier	82-94	Power, (Center Steer Tie Rod Bushing)	88-5915	①
	95-01	All	88-4006	88-4006
Celebrity	82-90	All	88-4006	88-4006
Citation	80-85	All	88-4006	88-4006
Malibu	98-02	All	88-4006	88-4006
Prizm	93-01	All	88-4059	88-4059

① Note: 88-5915 is a 3 piece kit containing 2 bushings and a lock plate (See page 53). This application does not have conventional tie rods.

Chevrolet SUV/Truck/Van

Lumina	90-96	APV	88-4006	88-4006
Silverado 1500	99-01	2WD	88-4252	88-4252

Inner Tie Rods



INNER TIE RODS

MODEL

YEARS

SPECIFICATIONS

LEFT

RIGHT

Chrysler

300M	00-01	Power, (Center Steer Tie Rod Bushing)	88-5915	①
Concorde	93-01	Power, (Center Steer Tie Rod Bushing)	88-5915	①
E-Class	83-84	Saginaw Design	88-4006	88-4006
	83-84	TRW Design	88-4014	88-4014
Fifth Avenue	90-93	All	88-4014	88-4014
Imperial	90-93	All	88-4014	88-4014
Laser	84-87	Saginaw Design	88-4006	88-4006
	84-87	TRW Design	88-4014	88-4014
LeBaron	82-89	Power, Saginaw Design	88-4006	88-4006
	82-95	Power, TRW Design	88-4014	88-4014
	85-88	Manual	88-4006	88-4006
LeBaron GTS	85-89	Power, Saginaw Design	88-4006	88-4006
	85-89	Power, TRW Design	88-4014	88-4014
LHS	94-01	Power, (Center Steer Tie Rod Bushing)	88-5915	①
Limousine	84-87	All	88-4014	88-4014
New Yorker	83-88	Power, Saginaw Design	88-4006	88-4006
	83-93	Power, TRW Design	88-4014	88-4014
	94-97	Power, (Center Steer Tie Rod Bushing)	88-5915	①
Sebring Coupe	2001	All	88-4219	88-4219
TC by Maserati	89-91	Power	88-4014	88-4014
Town & Country	82-88	Power, Saginaw Design	88-4006	88-4006
	82-88	Power, TRW Design	88-4014	88-4014
	85-88	Manual	88-4006	88-4006

① Note: 88-5915 is a 3 piece kit containing 2 bushings and a lock plate (See page 53). This application does not have conventional tie rods.


Chrysler SUV/Truck/Van

Town & Country	90-95	All	88-4014	88-4014
	96-00	All	88-4195	88-4195

Dodge



Externally Threaded Rack
Female Tie Rod



Internally Threaded Rack
Male Tie Rod

024	78-82	Power	88-4006	88-4006
400	82-83	Power, Saginaw Design	88-4006	88-4006
600	83-86	Power, Saginaw Design	88-4006	88-4006
	86-88	Power, TRW Design	88-4014	88-4014
Aries	81-89	Power, Saginaw Design	88-4006	88-4006
	86-89	Power, TRW Design	88-4014	88-4014
Charger	83-87	Power, Saginaw Design	88-4006	88-4006
	84-87	Power, TRW Design	88-4014	88-4014
Daytona	84-86	Power, Saginaw Design	88-4006	88-4006
	86-93	Power, TRW Design	88-4014	88-4014



INNER TIE RODS

MODEL

YEARS

SPECIFICATIONS

LEFT

RIGHT

Dodge (Continued)

Dynasty	88-93.....All	88-4014	88-4014
Intrepid	93-01.....Power, (Center Steer Tie Rod Bushing)		88-5915 ①
Lancer	85-86.....Power, Saginaw Design.....	88-4006	88-4006
	85-89.....Power, TRW Design.....	88-4014	88-4014
Monaco	90-92.....Power, (Center Steer Tie Rod Bushing)		88-5915 ①
Neon	95-99.....Power	88-4014	88-4014
Omni	78-90.....Power, Saginaw Design.....	88-4006	88-4006
	87-90.....Power, TRW Design.....	88-4014	88-4014
Rampage	82-84.....Power, Saginaw Design.....	88-4006	88-4006
Shadow	87-94.....Power	88-4014	88-4014
Spirit	89-95.....All	88-4014	88-4014
Stratus	2001.....Power	88-4219	88-4219

① Note: 88-5915 is a 3 piece kit containing 2 bushings and a lock plate (See page 53). This application does not have conventional tie rods.

Dodge SUV/Truck/Van

Caravan	84-95.....Power	88-4014	88-4014
	96-00.....Power	88-4195	88-4195
	84-88..... Manual	88-4006	88-4006
Dakota (2WD)	87-90.....Power	88-4014	88-4014
	91-96..... Manual	88-4006	88-4006

Eagle

Premier	88-92.....Power, (Center Steer Tie Rod Bushing)		88-5915 ①
Vision	93-97.....Power, (Center Steer Tie Rod Bushing)		88-5915 ①

① Note: 88-5915 is a 3 piece kit containing 2 bushings and a lock plate (See page 53). This application does not have conventional tie rods.

Ford

Fairmont	80-83.....Power	88-4024	88-4024
Focus	00-01.....All	88-4255	88-4255
Granada	81-82.....Power	88-4024	88-4024
LTD	83-86.....Power	88-4024	88-4024
Mustang	6/28/77-5/15/78...Power	88-4024	88-4024
	5/16/78-79.....Power, Gears Marked SPR-AG, AH, GA	88-4024	88-4024
	80-93.....Power	88-4024	88-4024
	94-01.....All	88-4027	88-4027
	82-87..... Manual	88-4024	88-4024
Pinto	77-80.....Power	88-4024	88-4024
Taurus	86-95.....All	88-4027	88-4027
	96-01.....3.0L	88-4027	88-4027
Thunderbird	80-88.....All	88-4024	88-4024
	89-97.....All	88-4027	88-4027



MODEL

YEARS

SPECIFICATIONS

LEFT

RIGHT

INNER TIE RODS

Ford SUV/Truck/Van

Aerostar	86-97	All	88-4027	88-4027
Windstar	95-01	All	88-4140	88-4140

Geo (See Chevrolet)

GMC

Sierra 1500 (2WD)	99-01	All	88-4252	88-4252
-------------------	-------	-----	---------	---------

Honda

Civic (Incl. del Sol, CRX)	92-00	All	88-4135	88-4135
----------------------------	-------	-----	---------	---------

Honda SUV/Truck/Van

Odyssey	99-01	All	88-4219	88-4219
---------	-------	-----	---------	---------

Hyundai

Elantra	96-4/1/98	All	88-4167	88-4167
	2001	All	88-4167	88-4167
Scoupe	91-92	Power, (Externally Threaded Racks)	88-4014	88-4014
Sonata	94-98	All	88-4167	88-4167
Tiburon	1997	All	88-4167	88-4167

Infiniti SUV/Truck/Van

QX4	97-01	All	88-4171	88-4171
-----	-------	-----	---------	---------

Lexus

ES250	90-91	All	88-4059	88-4059
ES300	92-01	All	88-4129	88-4129
GS300	98-01	All	88-4218	88-4218
GS400	98-00	All	88-4218	88-4218
GS430	2001	All	88-4218	88-4218

Lincoln

Continental	82-87	All	88-4024	88-4024
	88-94	All	88-4027	88-4027
Mark Series	84-91	All	88-4024	88-4024
	92-98	All	88-4027	88-4027

Inner Tie Rods



INNER TIE RODS

MODEL

YEARS

SPECIFICATIONS

LEFT

RIGHT

Mazda SUV/Truck/Van

MPV	89-95 All	88-4080	88-4080
-----	-----------------------	---------------	---------

Mercury

Bobcat	77-80 Power	88-4024	88-4024
Capri	79-86 Power	88-4024	88-4024
	82-84 <i>Manual</i>	88-4024	88-4024
Cougar	80-88 Power	88-4024	88-4024
	89-97 All	88-4027	88-4027
Marquis	83-86 All	88-4024	88-4024
Sable	86-01 All	88-4027	88-4027
Zephyr	79-83 Power	88-4024	88-4024

Mitsubishi

Eclipse (Incl. Spyder)	00-01 Power	88-4219	88-4219
Galant	99-01 All	88-4219	88-4219

Nissan SUV/Truck/Van

Pathfinder	96-01 All	88-4171	88-4171
------------	-----------------------	---------------	---------

Oldsmobile

88, Delta, Royale	86-99 All	88-4006	88-4006
Acheiva	92-98 All, (Center Steer Tie Rod Bushing)	88-5915 ①	88-5915 ①
Alero	99-01 All	88-4006	88-4006
Calias	85-91 All, (Center Steer Tie Rod Bushing)	88-5915 ①	88-5915 ①
Ciera	82-96 All	88-4006	88-4006
Firenza	82-88 All, (Center Steer Tie Rod Bushing)	88-5915 ①	88-5915 ①
LSS	96-99 All	88-4006	88-4006
Omega	80-84 All	88-4006	88-4006
Toronado	86-92 All	88-4006	88-4006
Trofeo	90-91 All	88-4006	88-4006

① **Note:** 88-5915 is a 3 piece kit containing 2 bushings and a lock plate (See page 53). This application does not have conventional tie rods.

Oldsmobile SUV/Truck/Van

Silhouette	90-96 All	88-4006	88-4006
------------	-----------------------	---------------	---------

Inner Tie Rods



MODEL

YEARS

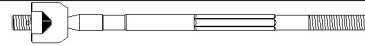
SPECIFICATIONS

LEFT

RIGHT

INNER TIE RODS

Plymouth



**Externally Threaded Rack
Female Tie Rod**

**Internally Threaded Rack
Male Tie Rod**

Acclaim	89-95	Power	88-4014	88-4014
Breeze	2001	Power	88-4219	88-4219
Caravelle	85-88	Saginaw Design	88-4006	88-4006
	86-88	TRW Design	88-4014	88-4014
Horizon	78-90	Power, Saginaw Design	88-4006	88-4006
	87-90	Power, TRW Design	88-4014	88-4014
	84-90	Manual	88-4006	88-4006
Neon	95-99	Power	88-4014	88-4014
Reliant	81-89	Power, Saginaw Design	88-4006	88-4006
	85-89	Power, TRW Design	88-4014	88-4014
Scamp	82-83	Power, Saginaw Design	88-4006	88-4006
Sundance	87-94	Power	88-4014	88-4014
TC3	78-82	Power, Saginaw Design	88-4006	88-4006
Turismo	83-87	Power, Saginaw Design	88-4006	88-4006
	83-87	Power, TRW Design	88-4014	88-4014

Plymouth SUV/Truck/Van

Voyager	84-95	Power	88-4014	88-4014
	96-00	Power	88-4195	88-4195
	84-88	Manual	88-4006	88-4006

Pontiac

2000, J2000	82-86	Power, (Center Steer Tie Rod Bushing)	88-5915	88-5915 ①
6000	82-91	All	88-4006	88-4006
Bonneville	87-99	All	88-4006	88-4006
Grand Am	85-98	Power, (Center Steer Tie Rod Bushing)	88-5915	88-5915 ①
	99-01	Power	88-4006	88-4006
Phoenix	80-84	All	88-4006	88-4006
Sunfire	95-01	All	88-4006	88-4006

① **Note:** 88-5915 is a 3 piece kit containing 2 bushings and a lock plate (See page 53). This application does not have conventional tie rods.

Pontiac SUV/Truck/Van

Trans Sport	90-96	All	88-4006	88-4006
--------------------	-------	-----	---------	---------

Subaru

Impreza (Incl. Outback)	92-01	All	88-4132	88-4132
Legacy (Incl. Outback)	90-01	All	88-4132	88-4132
Outback	2001	All	88-4132	88-4132

Subaru SUV/Truck/Van

Forester	98-01	All	88-4132	88-4132
-----------------	-------	-----	---------	---------

Inner Tie Rods



INNER TIE RODS

MODEL

YEARS

SPECIFICATIONS

LEFT

RIGHT

Toyota

Avalon	95-01	All	88-4129	88-4129
Camry	83-86	All	88-4104	88-4104
	87-91	All	88-4059	88-4059
	92-01	All	88-4129	88-4129
Celica	86-89	All	88-4059	88-4059
	90-93	All	88-4114	88-4114
Corolla Coupe	8/87-6/91	Manual	88-4059	88-4059
Corolla Sedan, Liftback & Wagon	93-02	Power	88-4219	88-4219
Paseo	4/91-98	All	88-4177	88-4177
Solara	99-01	All	88-4129	88-4129
Supra	86-88	Power	88-4104	N/A
	89-92	Power	88-4104	88-4104
	93-98	All	88-4104	88-4104
Tercel	91-98	All	88-4177	88-4177

Toyota SUV/Truck/Van

Previa	90-97	All	88-4104	88-4104
RAV4	96-00	All	88-4219	88-4219
Sienna	98-01	All	88-4129	88-4129

Volkswagen

New Beetle	98-01	From Ch. #1C-W-047125	88-4249	88-4249
Golf	85-92	Power, TRW Design	88-4087	88-4087
	99-03	All, (New Body)	88-4249	88-4249
Jetta	85-92	Power, TRW Design	88-4087	88-4087
	99-03	All, (New Body)	88-4249	88-4249
Passat	98-03	All	88-4250	88-4250

Center Steering Bushing Kit



88-5915-0 (Poly Bag)

Center Steering Bushing Kit, 3 piece Kit containing 2 Bushings and 1 Lock Plate.

88-5915-K (Boxed)

Center Steering Bushing Kit, 3 piece Kit containing 2 Bushings and 1 Lock Plate.

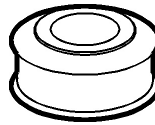


SPECIAL INNER TIE ROD HARDWARE



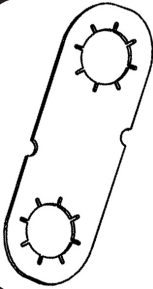
88-5905-0 (10 pcs.)
Inner Tie Rod Aluminum Drive Rivet that locks female type tie rod end to rack.

Application:
Chrysler, Dodge, Ford, Mazda



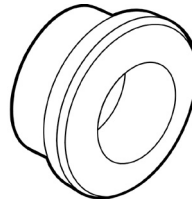
88-5915-A (Each)
Rubber/Metal Tie Rod Bushing that presses into center steering tie rod ends. (Used in 88-5915-0 Kit)

Application:
Broad Coverage




88-5913-0 (10 pcs.)
Special Serrated Inner Tie Rod Bushing Lock Plate for tie rod bolts. (Used in 88-5915-0 Kit)

Application:
Chrysler, Dodge, Eagle



88-5931-B (Each)
Urethane Tie Rod Bushing that presses into center steering tie rod ends. (Used in 88-5931-0 Kit)


Application:
Chrysler, G.M.



88-5915-0 (Bagged Kit)
88-5915-K (Boxed Kit)
2 Rubber/Metal Tie Rod Bushings with 1 Serrated Inner Tie Rod Bushing Lock Plate for center steer applications.

Application:
Broad Coverage

See page 53



88-5933-0 (Each)
Special non-serrated Inner Tie Rod Lock Plate for tie rod bolts.

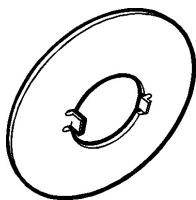
Application:
Chrysler, G.M.



STANDARD INNER TIE ROD HARDWARE

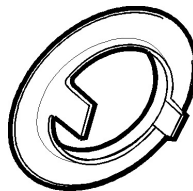
Lock Washers are used to lock inner tie rod to the rack unit.
Jam Nuts are used to lock outer tie rod to inner tie rod.

Inner Tie Rod Hardware is sold in Bags of Ten (10) pieces.
A quantity of One (1) will get you a bag of ten (10) pieces.



88-5900-0 (10 pcs.)
Inner Tie Rod Lock Washer

Application:
Isuzu, Nissan, Subaru, Toyota




88-5901-0 (10 pcs.)
Inner Tie Rod Lock Washer

Application:
Acura, Honda, Toyota

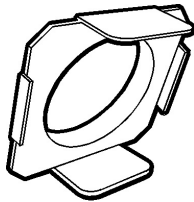


STANDARD INNER TIE ROD HARDWARE



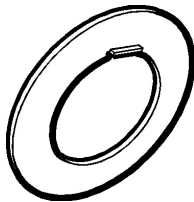
88-5902-0 (10 pcs.)
Inner Tie Rod Flat Washer
(1 1/4" O. D. X 9/16" I.D. X 1/8" Thick)

Application:
Acura, Honda, Toyota



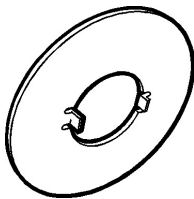
88-5904-0 (10 pcs.)
Inner Tie Rod Lock Washer

Application:
Ford, Mazda



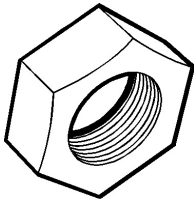
88-5907-0 (10 pcs.)
Inner Tie Rod Lock Washer

Application:
BMW, Subaru



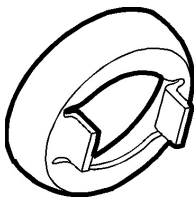
88-5910-0 (10 pcs.)
Inner Tie Rod Lock Washer

Application:
Mazda, Mitsubishi, Nissan,
Toyota, Volkswagen



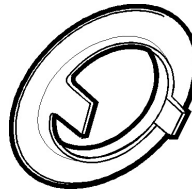
88-5912-0 (10 pcs.)
Inner Tie Rod Jam Nut (9/16" X 18)

Application:
Broad Coverage



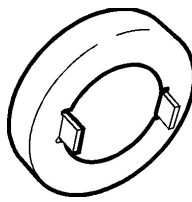
88-5914-0 (10 pcs.)
Inner Tie Rod Lock Washer

Application:
Acura, Honda



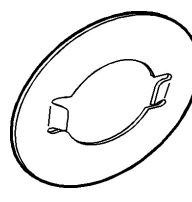
88-5918-0 (10 pcs.)
Inner Tie Rod Lock Washer

Application:
Honda



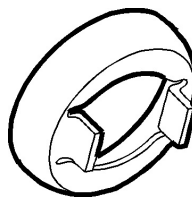
88-5919-0 (10 pcs.)
Inner Tie Rod Lock Washer

Application:
Acura



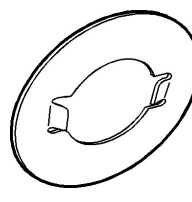
88-5921-0 (10 pcs.)
Inner Tie Rod Lock Washer

Application:
Nissan



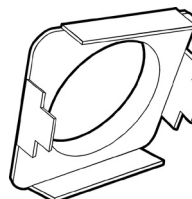
88-5923-0 (10 pcs.)
Inner Tie Rod Lock Washer

Application:
Acura



88-5925-0 (10 pcs.)
Inner Tie Rod Lock Washer

Application:
Lexus



88-5929-0 (10 pcs.)
Inner Tie Rod Lock Washer

Application:
Mazda, Nissan



INNER TIE ROD BUYER'S GUIDE

PART #	APPLICATION	POSITION
88-4006	Chrysler, Dodge, G.M., Plymouth	Left/Right
88-4014	Chrysler, Dodge, Hyundai, Plymouth	Left/Right
88-4024	Ford, Lincoln, Mercury	Left/Right
88-4027	Ford, Lincoln, Mercury	Left/Right
88-4059	Geo, Lexus, Toyota	Left/Right
88-4080	Mazda	Left/Right
88-4087	Volkswagen	Left/Right
88-4104	Toyota	Left/Right
88-4114	Toyota	Left/Right
88-4129	Lexus, Toyota	Left/Right
88-4132	Subaru	Left/Right
88-4135	Acura, Honda	Left/Right
88-4140	Ford	Left/Right
88-4167	Hyundai	Left/Right
88-4171	Infiniti, Nissan	Left/Right
88-4177	Toyota	Left/Right
88-4195	Chrysler, Dodge, Plymouth	Left/Right
88-4218	Lexus	Left/Right
88-4219	Chrysler, Dodge, Honda, Mitsubishi, Plymouth, Toyota	Left/Right
88-4249	Volkswagen	Left/Right
88-4250	Audi, Volkswagen	Left/Right
88-4252	G.M.	Left/Right
88-4255	Ford	Left/Right
88-5915	Chrysler, Dodge, Eagle, G.M. (Center Steering Bushing Kit)	3 pc. Kit

Inner Tie Rods





RACK & PINION MOUNTING BUSHINGS (BULK)

Bulk R & P Mounting Bushing Section includes Rack & Pinion Mounting Bushings by Application, Rack & Pinion Mounting Bushing Illustrations and Buyer's Guide.

Packaging:

All Bulk Rack & Pinion Bushings are sold as each. To order Bulk product, simply look up the application by make, model and year and place your order using the **EMPI** part number listed for that application.

Where O.E.M. Bushings are manufactured in Polyurethane for better performance and longevity, **EMPI** manufactures Polyurethane Bushings.

Example:

88-2055-0 Rack & Pinion Bushing, Honda, Each

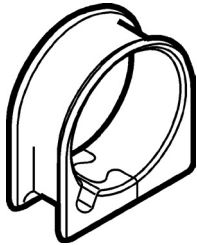
For complete listings of **EMPI** Rack & Pinion Mounting Bushing Kits, please see pages 64-70.




R & P Bushings



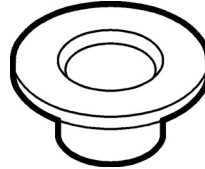
R & P BUSHING ILLUSTRATIONS (BULK)



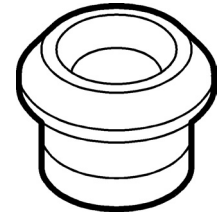
88-2001-0



88-2011-A
(Steel)



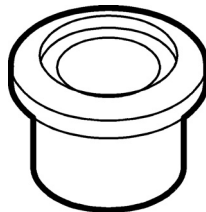
88-2011-B




88-2032-A



88-2033-A
(Polyurethane)




88-2033-B
(Polyurethane)



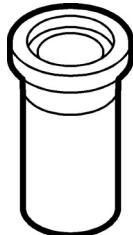
88-2037-0



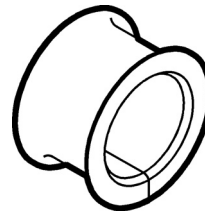
88-2038-0



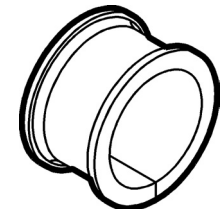
88-2050-A
(Steel)



88-2050-B



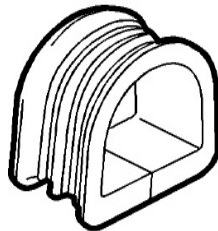
88-2055-0



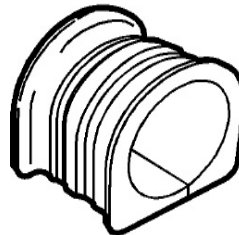
88-2060-0



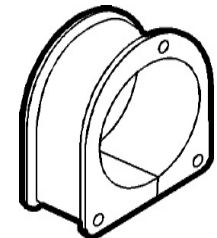
88-2073-0



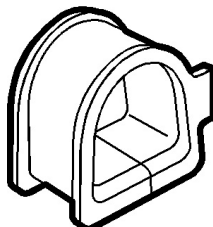
88-2085-0



88-2088-0



88-2093-0



88-2098-0



88-2394-0
(3 pc. Kit - Rubber/Steel - Bag)

R & P Bushings



R & P BUSHINGS BUYER'S GUIDE (BULK)

PART #	APPLICATION	SIDE
88-2001-0	G.M.	Right
88-2011-A	G.M.	Left/Right
88-2011-B	G.M.	Left/Right
88-2032-A	Ford, Lincoln	Left/Right
88-2033-A	Ford	Left
88-2033-B	Ford, Mercury	Left/Right
88-2037-0	Ford, Mercury	Left
88-2038-0	Ford, Mercury	Right
88-2050-A	Dodge, Ford, Lincoln, Mercury	Left/Right
88-2050-B	Dodge, Ford, Lincoln, Mercury	Left/Right
88-2055-0	Honda	Right
88-2060-0	Acura, Honda	Left/Right
88-2073-0	Honda	Right
88-2085-0	Chrysler, Dodge, Eagle	Left
88-2088-0	Chrysler, Dodge, Eagle	Right
88-2093-0	Infiniti, Nissan	Left/Right
88-2098-0	Infiniti, Nissan	Left/Right
88-2394-0	Lexus, Toyota (3 pc. Kit - Bag)	Left



R & P Bushings



RACK & PINION MOUNTING BUSHING KITS

Rack & Pinion Mounting Bushing Kit Section includes Rack & Pinion Mounting Bushing Kits by Application, Rack & Pinion Mounting Bushing Kit Illustrations and Buyer's Guide.

Order your Choice:

- Complete R & P Bushing Kit - with Bushings and Hardware for a complete installation
- Kit for Right Side Only - with Bushings and Hardware for the Right Side mounting only
- Kit for Left Side Only - with Bushings and Hardware for the Left Side mounting only

For a Kit packaged in our distinctive **EMPI 3-Color Box**, always remember to order with "-K".

Where O.E.M. Bushings are manufactured in Polyurethane for better performance and longevity, **EMPI** manufactures Polyurethane Bushings.

Packaging:

All Bushing Kits are packaged in our distinctive **EMPI 3-Color Box**.

Example:

- 88-2282-K Complete Bushings Kit - Left & Right Side, 91-99 Ford Escort (Ford Design), 2 pcs.
- 88-2037-K Bushing Kit - Left Side Only, 91-99 Ford Escort (Ford Design), 1 pc.
- 88-2038-K Bushing Kit - Right Side Only, 91-99 Ford Escort (Ford Design), 1 pc.



R & P Bushings



R & P MOUNTING BUSHING KITS

MODEL	YEARS	SPECIFICATIONS	COMPLETE	LEFT	RIGHT
-------	-------	----------------	----------	------	-------

Acura

Integra	86-89	All	N/A	N/A	88-2060-K
---------	-------	-----	-----	-----	-----------

Buick

Century	97-00	All	88-2011-K	N/R	88-2011-K
Electra, Park Avenue	97-00	All	88-2011-K	N/R	88-2011-K
Regal	88-00	All	88-2011-K	N/R	88-2011-K
Riviera	95-99	All	88-2011-K	N/R	88-2011-K
Skylark	80-81	All	N/A	N/A	88-2001-K

Chevrolet

Camaro	93-00	All	88-2011-K	N/R	88-2011-K
Cavalier	95-00	All	88-2011-K	N/R	88-2011-K
Citation	80-81	All	N/A	N/A	88-2001-K
Corvette	97-00	All	88-2011-K	N/R	88-2011-K
Lumina	90-00	All	88-2011-K	N/R	88-2011-K
Malibu	97-00	All	88-2011-K	N/R	88-2011-K
Monte Carlo	95-00	All	88-2011-K	N/R	88-2011-K

Chevrolet SUV/Truck/Van

Venture	97-99	All	88-2011-K	N/R	88-2011-K
---------	-------	-----	-----------	-----	-----------

Chrysler

Concorde	93-95	All	N/A	88-2085-K	N/A
LHS	94-95	All	N/A	88-2085-K	N/A
New Yorker	94-95	All	N/A	88-2085-K	N/A

Dodge

Intrepid	93-95	All	N/A	88-2085-K	N/A
----------	-------	-----	-----	-----------	-----

Eagle

Vision	93-95	All	N/A	88-2085-K	N/A
--------	-------	-----	-----	-----------	-----

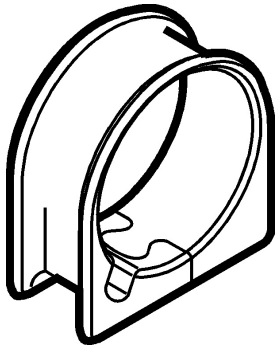
Ford

Escort, EXP	91-00	Ford Design	88-2282-K	88-2037-K	88-2038-K
Escort ZX2	98-00	All	88-2282-K	88-2037-K	88-2038-K
Fairmont	80-83	All	88-2388-K	88-2304-K	88-2304-K
Granada	81-82	All	88-2388-K	88-2304-K	88-2304-K
LTD	83-86	All	88-2388-K	88-2304-K	88-2304-K
Mustang	74-76	All, (1 pc. Rubber Bushing)	88-2050-K	88-2304-K ^①	88-2304-K
	77-89	All, (1 pc. Rubber Bushing)	88-2388-K	88-2304-K	88-2304-K
	90-00	All, (2 pc. Rubber Bushing)	88-2032-K	88-2302-K	88-2302-K

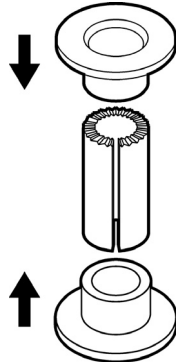
R & P Bushings



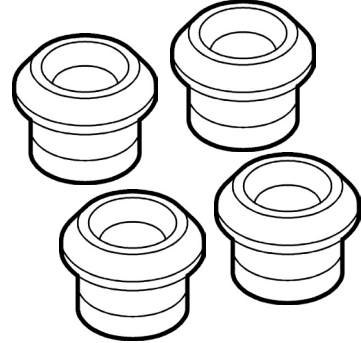
R & P BUSHING KIT ILLUSTRATIONS



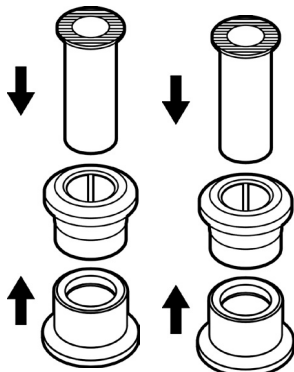
88-2001-K (1 Pc.)



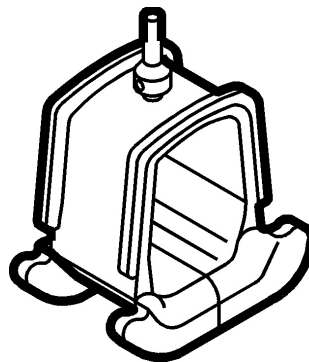
88-2011-K (3 Pcs.)



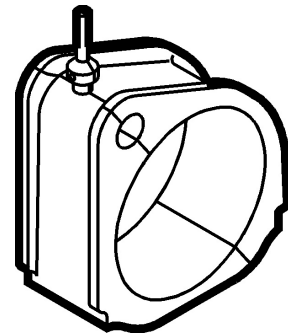
88-2032-K (4 Pcs.)



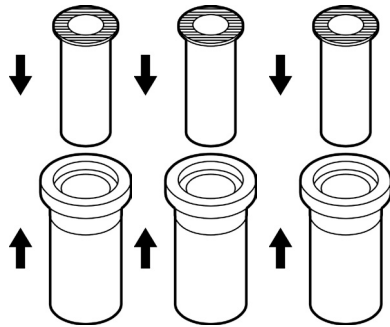
88-2033-K (6 Pcs.)



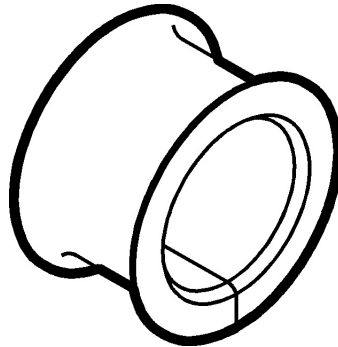
88-2037-K (1 Pc.)



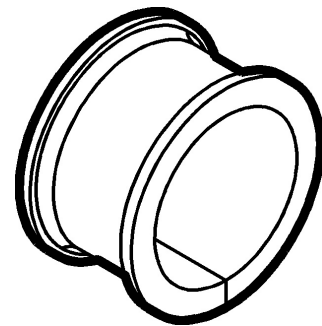
88-2038-K (1 Pc.)



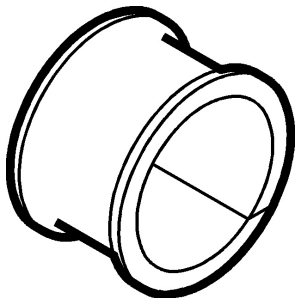
88-2050-K (6 Pcs.)



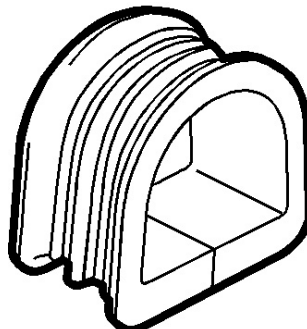
88-2055-K (1 Pc.)



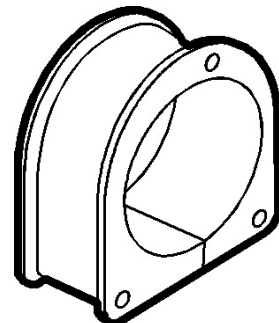
88-2060-K (1 Pc.)



88-2073-K (1 Pc.)



88-2085-K (1 Pc.)

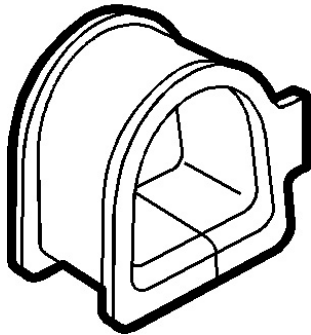


88-2093-K (1 Pc.)

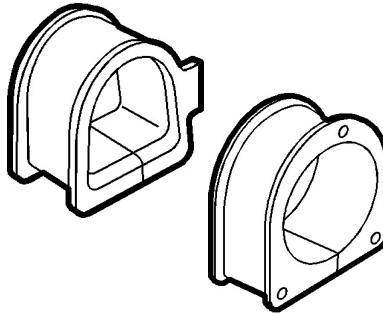
R & P Bushings



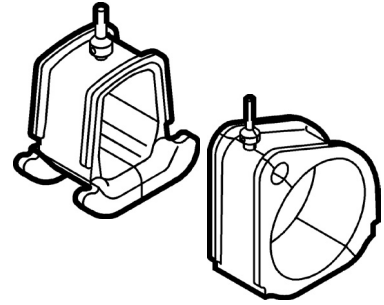
R & P BUSHING KIT ILLUSTRATIONS




88-2098-K (1 Pcs.)



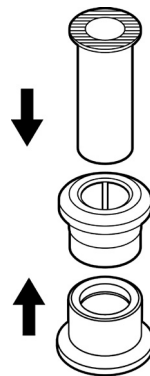
88-2279-K (2 Pcs.)



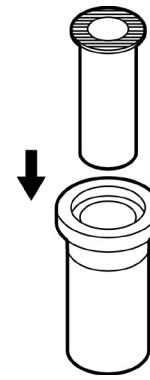
88-2282-K (2 Pcs.)



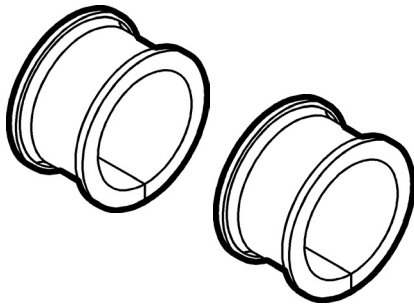
88-2302-K (2 Pcs.)



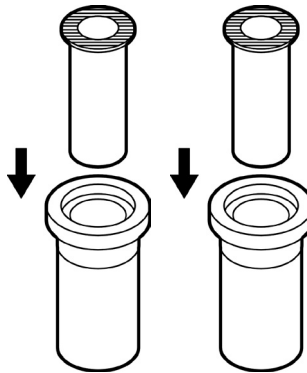
88-2303-K (3 Pcs.)



88-2304-K (2 Pcs.)



88-2310-K (2 Pcs.)



88-2388-K (4 Pcs.)



88-2394-K (3 Pcs.)



R & P BUSHING KITS BUYER'S GUIDE

PART #	APPLICATION	SIDE
88-2001-K	G.M.	Right
88-2011-K	G.M.	Complete Kit
88-2032-K	Ford, Lincoln	Complete Kit
88-2033-K	Ford, Lincoln, Mercury	Complete Kit
88-2037-K	Ford, Mercury	Left
88-2038-K	Ford, Mercury	Right
88-2050-K	Ford, Mercury	Complete Kit
88-2055-K	Honda	Right
88-2060-K	Acura, Honda	Left/Right
88-2073-K	Honda	Right
88-2085-K	Chrysler, Dodge, Eagle	Left
88-2093-K	Infiniti, Nissan	Left/Right
88-2098-K	Infiniti, Nissan	Left/Right
88-2279-K	Infiniti, Nissan	Complete Kit
88-2282-K	Ford, Mercury	Complete Kit
88-2302-K	Ford, Lincoln	Complete Kit
88-2303-K	Ford, Lincoln, Mercury	Complete Kit
88-2304-K	Ford, Lincoln, Mercury	Complete Kit
88-2310-K	Honda	Complete Kit
88-2388-K	Ford, Lincoln, Mercury	Complete Kit
88-2394-K	Lexus, Toyota	Left

R & P Bushings



**88-2037-K
Right Side**

**88-2282-K
Complete Kit**

**88-2038-K
Left Side**



CLUTCH ALIGNMENT TOOLS

The Clutch Alignment Tool Section includes Clutch Alignment Tools listed by Application, with technical data included for each tool within the listing. Also featured are Buyer's Guides by part number and by spline count.

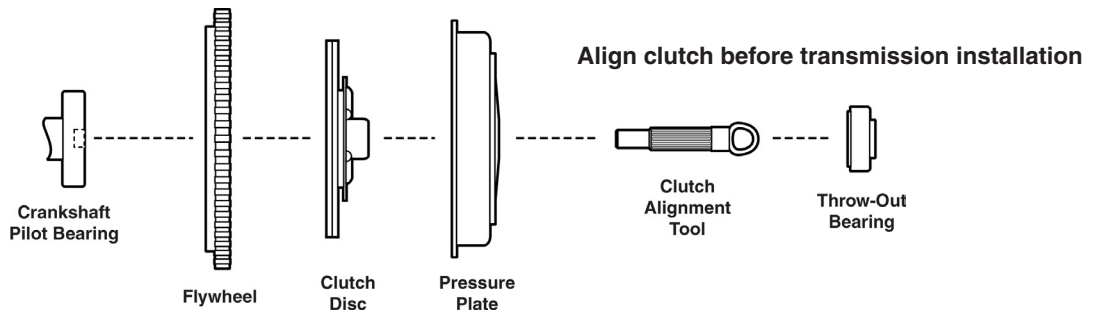
This tool makes a complicated job a cinch. When installing the pressure plate, this tool quickly and easily aligns the clutch disc, centering on the pilot bearing, for quick and error-free installation. Made of high-impact plastic with molded-in splines and peg board ring, these tools are made to be used again and again. Application coverage from the smallest Domestic/Import car to the heavy duty truck.

Packaging:


Product may be purchased on attractive **EMPI** 3-Color Display Cards or in "Bulk". To order Bulk product, simply order by the part number shown in this catalog. If you wish to order on skin cards, just add a "K" to the part number.

Example:

- 5302-0 Clutch Alignment Tool, Audi, Porsche, Volkswagen, Bulk
- 5302-K Clutch Alignment Tool, Audi, Porsche, Volkswagen, Skinpacked

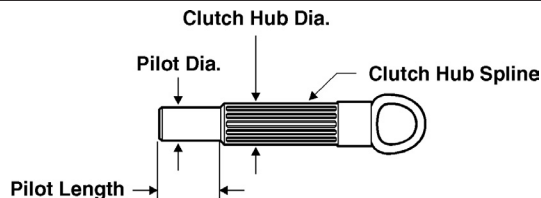


Clutch Alignment Tool aligns clutch components for ease of assembly.





CLUTCH ALIGNMENT TOOLS



MAKE & MODEL	YEARS	DESCRIPTION	CLUTCH HUB DIA & SPLINE	PILOT BEARING/BUSHING DIAMETER	LENGTH	PART #
American Motors						
Concord, Pacer, Spirit	75-79	23 Spline	1 x 23	.590	1.069	5311
Audi						
100 LS	70-77	All	13/16 x 24	.709	.847	5351
200 Turbo Quattro	90-91	Fr. Ch. #MC049109	13/16 x 24	.591	1.085	5302
	1989	To Ch. #MC049108	13/16 x 24	.709	.847	5351
4000	80-87	4 Cyl.	13/16 x 24	.591	1.085	5302
	80-87	5 Cyl.	13/16 x 24	.709	.847	5351
5000	78-88	All	13/16 x 24	.709	.847	5351
Coupe	81-87	All	13/16 x 24	.709	.847	5351
Fox	73-79	All	13/16 x 24	.591	1.085	5302
Quattro	82-85	2.2L	13/16 x 24	.709	.847	5351
Chevrolet/Geo SUV/Truck/Van						
Tracker	89-99	All	7/8 x 20	.393	.801	5393
Dodge						
Challenger	78-83	2.6L	1 x 23	.590	1.069	5311
	78-80	Wagon	1 x 23	.590	1.069	5311
Conquest	84-90	All	1 x 23	.590	1.069	5311
Omni, Charger, 024	78-90	460 Trans.	13/16 x 24	.669	.705	5378
Dodge SUV/Truck/Van						
D50, Ram 50, Raider	79-89	23 Spline	1 x 23	.590	1.069	5311
Ford						
Contour	95-99	All	1 x 23	.590	1.069	5311
Fairmont	78-83	2.3L	1 x 23	.590	1.069	5311
Granada	81-83	2.3L	1 x 23	.590	1.069	5311
Mustang (Exc. SVO & Turbo)	79-86	4 Cyl., (4 Spd. Trans.)	1 x 23	.590	1.069	5311
Pinto	71-80	23 Spline	1 x 23	.590	1.069	5311
Ford SUV/Truck/Van						
Aerostar	86-95	All	1 x 23	.590	1.069	5311
Bronco, Bronco II	84-91	All	1 x 23	.590	1.069	5311

Clutch Tools



CLUTCH ALIGNMENT TOOLS

MAKE & MODEL	YEARS	DESCRIPTION	CLUTCH HUB DIA & SPLINE	PILOT BEARING/BUSHING DIAMETER	LENGTH	PART #
Geo (See Chevrolet)						
Hyundai						
Stellar	87-92	Canada	1 x 23	.590	1.069	5311
Mazda						
626, MX-6	88-92	2.2L, (Turbo)	1 x 23	.590	1.069	5311
929	88-91	All	1 x 23	.590	1.069	5311
Mazda SUV/Truck/Van						
B2500, B2600, B3000, B4000	94-99	Gas, (Exc. 4.0L)	1 x 23	.590	1.069	5311
MPV	89-91	2WD, 4WD	1 x 23	.590	1.069	5311
Mercury						
Bobcat Monterey, Parklane	74-80	All	1 x 23	.590	1.069	5311
	1983	4 Cyl.	1 x 23	.590	1.069	5311
	70-78	Exc. 1.6L, Check Pilot Size	1 x 23	.590	1.069	5311
	79-87	2.3L, (Exc. Warner Trans)	1 x 23	.590	1.069	5311
Cougar, Montego	80-83	5 Spd. Trans.	1 x 23	.590	1.069	5311
	80-83	German Trans.	1 x 23	.590	1.069	5311
	1999	All	1 x 23	.590	1.069	5311
Merkur Scorpio	88-90	All	1 x 23	.590	1.069	5311
	80-83	2.3L	1 x 23	.590	1.069	5311
Mystique	95-99	All	1 x 23	.590	1.069	5311
Zephyr	79-83	2.3L	1 x 23	.590	1.069	5311
Mitsubishi						
Starion	83-89	All	1 x 23	.590	1.069	5311
Mitsubishi SUV/Truck/Van						
Montero, Montero Sport Pickup	83-89	2.6L	1 x 23	.590	1.069	5311
	83-96	2.0L, 2.4L, 2.6L, (Gas)	1 x 23	.590	1.069	5311
	83-86	2.4L, (Diesel)	1 x 23	.590	1.069	5311



CLUTCH ALIGNMENT TOOLS

MAKE & MODEL	YEARS	DESCRIPTION	CLUTCH HUB DIA & SPLINE	PILOT BEARING/BUSHING DIAMETER	LENGTH	PART #
--------------	-------	-------------	-------------------------	--------------------------------	--------	--------

Plymouth

Arrow	79-80	2.6L	1 x 23	.590	1.069	5311
Conquest	84-86	All	1 x 23	.590	1.069	5311
Horizon, Duster, TC3, Turismo	78-83	VW Trans.	13/16 x 24	.669	.705	5378
Sapporo	78-83	23 Spline	1 x 23	.590	1.069	5311

Plymouth SUV/Truck/Van

Arrow	79-86	23 Spline	1 x 23	.590	1.069	5311
-------	-------	-----------	--------	------	-------	------

Porsche

356, A, B, C	50-63	All	13/16 x 24	.591	1.085	5302
	64-65	1.6L	13/16 x 24	.587	1.800	5335
911	65-69	All	13/16 x 24	.591	1.085	5302
	70-71	2.2L	13/16 x 24	.591	1.085	5302
912, 914	65-76	All	13/16 x 24	.587	1.800	5335
924, 924S	76-82	2.0L, (Exc. Turbo)	13/16 x 24	.591	1.085	5302

Suzuki

Forsa (Canada Only)	85-93	All	7/8 x 20	.393	.801	5393
---------------------	-------	-----	----------	------	------	------

Suzuki SUV/Truck/Van

Samurai	84-95	All	7/8 x 20	.393	.801	5393
---------	-------	-----	----------	------	------	------

Volkswagen



5302-K



5403-K



5415-K

* Note: Round plate type clutch tool. (Also available in bulk)

Beetle (New)	98-99	Gas	13/16 x 24	.782	1.070	5403 ①
Beetle, Ghia	49-79	Standard Trans.	13/16 x 24	.591	1.085	5302
	68-79	Auto Stick Trans.	13/16 x 21	.466	.894	5367
Cabriolet, Cabrio	85-98	All	13/16 x 24	.669	.705	5378 ①
Corrado, Passat	89-95	All	7/8 x 28	No Pilot	No Pilot	5415

① Note: Round plate type clutch tool.



CLUTCH ALIGNMENT TOOLS

MAKE & MODEL	YEARS	DESCRIPTION	CLUTCH HUB DIA & SPLINE	PILOT BEARING/BUSHING DIAMETER	LENGTH	PART #
Volkswagen (Continued)						
Dasher	73-81	Incl. Diesel	13/16 x 24	.591	1.085	5302
Fox	87-93	All	13/16 x 24	.591	1.085	5302
Golf	85-95	8 Valve, (Incl. Diesel)	7/8 x 28	.669	.705	5378 ①
	86-99	16 Valve, 6 Cyl.	13/16 x 24	.782	1.070	5403 ①
Jetta	80-97	8 Valve	7/8 x 28	.669	.705	5378 ①
	87-99	16 Valve, 6 Cyl.	13/16 x 24	.782	1.070	5403 ①
Quantum, Quantum Synchro	82-85	4 Cyl.	13/16 x 24	.591	1.085	5302
	83-88	5 Cyl.	13/16 x 24	.709	.847	5351
Rabbit (Incl. Pickup)	74-84	All	7/8 x 28	.669	.705	5378 ①
Scirocco	74-89	8 Valve	7/8 x 28	.669	.705	5378 ①
	86-89	16 Valve	13/16 x 24	.782	1.070	5403 ①
Type III, Fastback, Squareback,	62-73	1.5L, 1.6L	13/16 x 24	.591	1.085	5302
	71-74	1.8L	13/16 x 24	.587	1.800	5335
Type IV, 411, 412	71-74	All	13/16 x 24	.587	1.800	5335
① Note: Round plate type clutch tool.						

Volkswagen SUV/Truck/Van						
Transporter, Type II	50-71	All	13/16 x 24	.591	1.085	5302
	72-79	All	13/16 x 24	.587	1.800	5335
Vanagon	80-92	Exc. Diesel	13/16 x 24	.587	1.800	5335
	82-84	Diesel	13/16 x 24	.591	1.085	5302



5302-K

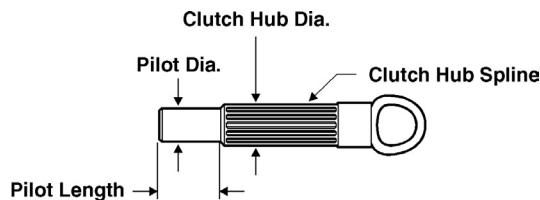


5403-K



5415-K

* Note: Round plate type clutch tool. (Also available in bulk)





CLUTCH TOOLS NUMERICAL LISTING

EMPI #	Make	Spline	Dia.
5302	Volkswagen (Broad Coverage)	24	13/16
5311	Broad Coverage	23	1
5335	Volkswagen (Broad Coverage)	24	13/16
5351	Audi, Volkswagen	24	13/16
5367	Volkswagen	21	13/16
5378	Dodge, Volkswagen (8 Valve)	24	13/16
5393	Suzuki	20	7/8
5403	Volkswagen (16 Valve)	24	13/16
5415	Audi, Volkswagen	28	7/8



CLUTCH TOOLS SORTED BY SPLINE

Spline	Make	Dia.	EMPI #
20	Suzuki	7/8	5393
21	Volkswagen	13/16	5367
23	Broad Coverage	1	5311
24	Audi, Volkswagen	13/16	5351
24	Dodge, Volkswagen (8 Valve)	13/16	5378
24	Volkswagen (16 Valve)	13/16	5403
24	Volkswagen (Broad Coverage)	13/16	5302
24	Volkswagen (Broad Coverage)	13/16	5335
28	Audi, Volkswagen	7/8	5415