



2019



C.V. Boot & Undercar
Product Catalog

INTRODUCTION



This **2019 C.V. Boot & Undercar** Product Catalog features the most comprehensive listings in the industry. It has been designed specifically for the Automotive Aftermarket. It includes Product by Application, Technical Information and Illustrations to assure positive identification in ordering the correct part.

The Product Lines featured in this catalog are: C.V. Boots, Clamps, Axle Spindle Nuts, Rack & Pinion Bellows and Rack & Pinion Bushings. Each designed and packaged for the Do-It-Yourself mechanic, with user-friendly hardware and instructions.

EMPI has been an Industry Leader for over 45 Years. We at **EMPI** manufacture Superior Quality parts. Quality, Reliability and the Best Customer Service in the Industry are just a few of the reasons that Distributors, Remanufacturers and Professional Mechanics worldwide ask for **EMPI** Products by name. Every **EMPI** product is precision designed and engineered to replace the original equipment part, using materials that provide Performance, Reliability and Longevity equal to and often better than the original equipment part.

EMPI's Experience and Integrity is what has always made our customers confident of getting the right part for the right application. We all take pride in our company, in our work and in our relationship with our customers.



C.V. Boots & C.V. Boot Kits



Rack & Pinion Bellows / Bushings



Axle Spindle Nuts / Clamps / Grease / Tools

The information listed in this catalog has been compiled from reliable sources and is correct to the best of our knowledge. **EMPI INC.** cannot and does not accept any responsibility or liability for errors or omissions, or harm resulting therefrom.

The use of recognized manufacturers (i.e. Ford, GKN, NTN, Saginaw, Volkswagen, etc.) and their respective model names/numbers by **EMPI INC.** is for the sole purpose of application and in no way denotes their use to infer or intend a direct connection between **EMPI INC.**, or it's products and those manufacturers or factories.

EMPI® is a registered trademark of **EMPI INC.**

 **WARNING:** Cancer and Reproductive Harm



TABLE OF CONTENTS

Introduction Inside Front Cover

Key to Abbreviations 2

C.V. Boot Introduction 3

 General Motors Brake and Suspension Identification 4

 Body Style Identification 5-7

 C.V. Boots by Application 8-110

 C.V. Boot Illustrations 111-133

 Trilobal Base Illustrations 133

 C.V. Boot Mold Number 134

 Clamps 135-136

 Tools / Grease 136-137

 C.V. Boot Buyers Guide 138-145

Axle Spindle Nut Introduction 146

 Axle Spindle Nuts by Application 146-171

 Axle Spindle Nut Illustrations 172-173

 Axle Spindle Nut Specification 173

Rack & Pinion Bellows Introduction 174

 Universal Rack & Pinion Bellows 175

 Rack & Pinion Bellows by Application 176-213

 Rack & Pinion Bellow Illustrations 214-221

 Rack & Pinion Bellow Bushings 222

 Rack & Pinion Bellow Buyers Guide 223-225

 Nylon Ties 226

Rack & Pinion Bushing (Bulk) Introduction 227

 Rack & Pinion Bushings (Bulk) by Application 228-230

 Rack & Pinion Bushing (Bulk) Illustrations 230

Rack & Pinion Bushing Kit Introduction 231

 Rack & Pinion Bushing Kits by Application 231-233

 Rack & Pinion Bushing Kits Illustrations 233

Clip Illustrations 234-237

Promo 238-241

KEY TO ABBREVIATIONS



#.....	Number	Fr.	From	OEM	Original Equipment
“	Inch	Frnt.....	Front		Manufacturer
°	Degree	FT	Foot	OLDS.....	Oldsmobile
16V	16 Valve	FWD	Front Wheel Drive	Pass.	Passenger
2WD.....	Two Wheel Drive	GM.....	General Motors	Pc	Piece
4WD.....	Four Wheel Drive	GVW	Gross Vehicle Weight	Pcs.	Pieces
2WS.....	Two Wheel Steering	H.D.	Heavy Duty	PG	Page
4WS.....	Four Wheel Steering	H.D.B.	Heavy Duty Brakes	PLY.....	Plymouth
A/C	Air Conditioning	H.D.D.	Heavy Duty Driveline	P/N.....	Part Number
A/T.....	Automatic Transmission	H.O.	High Output	PROD	Produced
ABS	Anti-Lock Braking System	H.P.	High Performance	P/U.....	Pickup
ASR.....	Acceleration Skid Reduction	Hsg.....	Housing	REPL.....	Replaced
AWD	All Wheel Drive	I.B.....	Inboard	R/G	Ring Gear
AXOD	Automatic Overdrive	I.D.	Identification	RH	Right Hand (Passenger Side)
B	Both	ID.....	Inside Diameter	RPO.....	Regular Production Option
CA	California	I.E.	In Example	RWD	Rear Wheel Drive
Carb.....	Carburetor	IN	Inch	RR	Rear
cc.....	Cubic Centimeter	Incl.	Including	S/C.....	Supercharged
Center	Center Steer	Inj.	Injection	SER#	Serial Number
CH.	Chassis	Int.	Intermediate	SHO.....	Super High Output
CHEVY	Chevrolet	INT'L.....	Vehicle Sold in Mexico	S/I	Standard Injection
Chry.....	Chrysler	International	Vehicle Sold	SOHC	Single Overhead Cam
CID	Cubic Inch Displacement		in Mexico	Spd.....	Speed
Cont.	Continued	IRS.....	Independent Rear Suspension	Std.....	Standard
CONV	Convertible	JT	Joint	Susp.....	Suspension
C.V.	Constant Velocity	L	Liter or Left	TBA	To Be Announced
CVT	Continuously Variable Transmission	Lb.	Pound	T/C.....	Traction Control
Cyl.	Cylinder	L.D.	Light Duty	T&C	Town & Country
Deg.....	Degree	L.D.B.	Light Duty Brakes	TJ	Tripod Joint
DES	Design	L.D.D.	Light Duty Driveline	Trans.....	Transmission
Dia.....	Diameter	LH.....	Left Hand (Driver Side)	V	Valve
DIFF.....	Differential	LSD	Limited Slip Differential	VGA	Variable Gear Ratio
DOHC	Dual Overhead Cam	LTS	Liters	VIN.....	Vehicle Identification Number
DOJ	Double Offset Joint (Cage, Race & Ball)	M/T	Manual Transmission	VW.....	Volkswagen
DOM.	Vehicle Sold in North America	MAN	Manual	Whls.....	Wheels
Domestic	Vehicle Sold in North America	MAX.....	Maximum	w/.....	With
Dr.	Door	MERC	Mercury	w/o.....	Without
EFI.....	Electronic Fuel Injection	Min.	Minimum		
Eng.....	Engine	MITS.....	Mitsubishi		
EHPS.....	Electro Hydraulic Power Steering	mm	Millimeter		
EPS	Electronic Power Steering	Mod.	Modified		
Exc.	Except	MPI	Multi Port Fuel Injection		
F/I	Fuel Injection	N/A	Not Available		
		N/R	Not Required		
		O.B.	Outboard		
		OD	Outside Diameter		
		OE	Original Equipment		





C.V. BOOTS / C.V. BOOT KITS

The **C.V. Boots / C.V. Boot Kits Section** includes Inner and Outer C.V. Boots / C.V. Boot Kits by Application, Vehicle Model Identification Information, C.V. Boot Clamps, Grease and Tools. You will also find Technical Reference Guides including C.V. Boot Mold Numbers and Buyer's Guide.

Most **EMPI** C.V. Boots are Neoprene except where Silicone is noted. **EMPI** replaces Thermoplastic (Hard Plastic) Boots, both one piece and Inboard two piece Trilobal Boots (Boot & Adaptor), with a one-piece Neoprene Boot. Some Boot Kits have a Metal Flange, a Plastic Spacer or other components necessary for installation. These necessary components are **always** included in **EMPI** C.V. Boot Kits. Most Boots fit both Driver and Passenger sides of the vehicle. If the Catalog listing does not specify Driver or Passenger, the application listed is for both sides.

Packaging:

Most Kits come complete with C.V. Boot, Pack of Grease*, Installation Instructions and a set of Mounting Clamps. Installation Instructions include Technical Drawings and are written in English, French and Spanish. All are packaged in our distinctive **EMPI** 3-Color, Tri-Lingual Box.

Product may be purchased in attractive **EMPI** 3-Color Display Packaging or in "Bulk". To order Bulk product, simply look up the application by make, model and year and place your order using the **EMPI** part number listed for that application. If you wish to order Kits, just add a "D" to the part number.

Example:

- 86-2323-0 Inner Boot only for Toyota "X" Car, etc.
- 86-2323-D Boot Kit for Toyota "X" Car, etc.



*Some Inboard Tripods fit directly into transmission.
These kits do not contain grease.

G.M. BRAKE AND SUSPENSION I.D.



In various areas of this catalog reference is made to brake and suspension systems; if brake or suspension system identification becomes necessary, the system type can be determined by locating the service parts identification plate. This plate is located under the trunk lid or on the trunk floor for passenger cars, or on the back of the rear seat for station wagons.

Brake System Type	Transmission Code	Suspension System Type	Gear Ratio Code
Service Parts Identification			
1 G 3 A R 4 7 9 X E 5 1 0 0 1			
AG1 AM6 AU3 A31 A90 BMD B34 B51 B56 B93 C 2 CO4 C49 C60			
C90 C95 DF3 D3C D33 D64 E5Z E7D FFL F40 GG2 GU2 G60 G67 G89			
JA1 JA4 KO5 K15 K99 LV2 MW9 MXO NA5 NB1 NK1 NK3 N33 N67 GJW			
T87 UJ83 U23 U35 V08 V10 WC3 WG2 YT9 Y56 01L 6PH 42B 421 42Q			
42T 109 7PH 11A 90A			
SCO # 253 PAINT LOWER BODY GM CODE 42			
LT GREY FERN MET - 1984 CUTLASS			
COLOR DUPONT CODE 397-AB154			
FISHER CODE WA B239			
FILLERS TO BE ARGENT			
PRINTED IN USA		PART NO. 14065987	

The following chart is a breakdown of GM brake system codes and descriptions per GM parts catalog

GM CODE	YEAR	DESCRIPTION
J41	82-00	Power, Disc, Drum (Cast Iron)
J42	82-92	Power, Rear Aluminum Brake Drum
J55	92-02	Brake System, Heavy Duty
J65	76-00	Power, Front & Rear Disc Brakes
JA1	91-00	Power, Light Duty Disc, Drum
JA2	82-98	Power, Heavy Duty Disc, Drum
JA3	84-86	Power, Extra Heavy Duty
JA3	76-83	Power, Station Wagon
JA8	82-94	Power, Medium Duty Disc, Drum
JL9	87-00	Power, Front & Rear Disc W/Antilock
JM4	84-00	Power, Antilock (Cast Iron Drums)

The following chart is a breakdown of suspension system & axle codes and descriptions per GM parts catalog

GM CODE	DESCRIPTION
F17	Transaxle 2.84:1 Ratio
F41	Firm Ride & Handling Suspension
F83	Transaxle 3.05:1 Ratio
FE1	Soft Ride Suspension
FE2	Ride & Handling Suspension
FE3	Sport Suspension
FE7	Heavy Duty Suspension
FQ3	Transaxle 2.86:1 Ratio
FR9	Transaxle 3.29:1 Ratio
FW2	Transaxle 3.06:1 Ratio
WA2	Material I.D. LeSabre Timing
ZR2	Chassis Package High Wider Performance 4X4



BODY STYLE IDENTIFICATION

Chrysler/Dodge/Plymouth/Eagle/Mitsubishi

AA Body	(1989-1995)	Chrysler LeBaron, Dodge Spirit, Plymouth Acclaim
B Body	(1988-1992)	Dodge Monaco, Eagle Premier
C Body	(1988-1993)	Chrysler New Yorker, Dodge Dynasty
D Body	(1990-1994)	Plymouth Laser, Eagle Talon, Mitsubishi Eclipse
E Body	(1983-1988)	Chrysler New Yorker / E-Class, Dodge 600, Plymouth Caravelle
F Body	(1976-1980)	Dodge Aspen, Plymouth Duster / Road Runner / Volare
FJ Body	(1995-2000)	Chrysler Sebring, Dodge Avenger, Eagle Talon, Mitsubishi Eclipse
G Body	(1984-1993)	Chrysler Laser, Dodge Daytona
H Body	(1985-1989)	Chrysler LeBaron GTS, Dodge Lancer
J Body	(1987-1995)	Chrysler LeBaron
JA Body	(1995-2000)	Chrysler Cirrus, Dodge Stratus, Plymouth Breeze
JR Body	(2001-2006)	Chrysler Sebring, Dodge Stratus
JS Body	(2007-2014)	Chrysler Sebring / 200, Dodge Avenger
JX Body	(1996-2000)	Chrysler Sebring
K Body	(1981-1989)	Chrysler LeBaron / Town & Country / Executive, Dodge Aries / 400, Plymouth Reliant
L Body	(1978-1990)	Dodge Omni / 024 / Charger / Rampage, Plymouth Horizon / TC3 / Turismo / Scamp
LA Body	(2015-Present)	Dodge Challenger
LC Body	(2008-2014)	Dodge Challenger
LD Body	(2005-Present)	Chrysler 300, Dodge Magnum / Charger
LH Body	(1993-2004)	Chrysler 300M / Concorde / LHS / New Yorker, Dodge Intrepid, Eagle Vision
LX Body	(2005-Present)	Chrysler 300, Dodge Magnum / Charger
M Body	(1977-1989)	Chrysler LeBaron / Fifth Avenue / New Yorker / Town & Country, Dodge Diplomat, Plymouth Gran Fury
P Body	(1987-1994)	Dodge Shadow, Plymouth Sundance
PF Body	(2013-2016)	Dodge Dart
PL Body	(1995-2005)	Dodge Neon, Plymouth Neon
PM Body	(2007-2012)	Dodge Caliber
PR Body	(1997-2002)	Chrysler Prowler, Plymouth Prowler
PT Body	(2001-2010)	Chrysler PT Cruiser
Q Body	(1989-1991)	Chrysler TC by Maserati
R Body	(1979-1981)	Chrysler Newport / New Yorker, Dodge St. Regis, Plymouth Gran Fury
SR Body	(1992-2002)	Dodge Viper
ST Body	(2001-2005)	Chrysler Sebring, Dodge Stratus
UF Body	(2015-2017)	Chrysler 200
Y Body	(1990-1993)	Chrysler New Yorker / Fifth Avenue / Imperial
ZB Body	(2003-2010)	Dodge Viper
ZD Body	(2013-2017)	SRT Viper
ZH Body	(2005-2008)	Chrysler Crossfire

Chrysler/Dodge/Jeep SUV/Truck/Van

AB Body	(1971-2003)	Dodge Sportsman / Tradesman / Ram Van / Ram Wagon, Plymouth Voyager
AD Body	(1972-1993)	Dodge D-Series / Ramcharger / Ram, Plymouth Trailduster
AN Body	(1987-2004)	Dodge Dakota
AS Body	(1991-1995)	Chrysler Town & Country, Dodge Caravan, Plymouth Voyager
BE/BR Body	(1994-2001)	Dodge Ram
BU Body	(2015-Present)	Jeep Renegade
CS Body	(2003-2008)	Chrysler Pacifica
DC Body	(2002-2008)	Dodge Ram
DM/D1 Body	(2002-2008)	Dodge Ram
DN Body	(1998-2003)	Dodge Durango
DR/DH Body	(2002-2008)	Dodge Ram
DS/DJ Body	(2009-Present)	Dodge Ram
DT Body	(2018-Present)	Dodge Ram
HB Body	(2002-2009)	Chrysler Aspen, Dodge Durango

BODY STYLE IDENTIFICATION



Chrysler/Dodge/Jeep SUV/Truck/Van (Continued)

JC Body	(2009-Present)	Dodge Journey
JK/JKU Body	(2007-2018)	Jeep Wrangler
JL Body	(2018-Present)	Jeep Wrangler
KJ Body	(2002-2007)	Jeep Liberty
KK Body	(2008-2012)	Jeep Liberty
KL Body	(2014-Present)	Jeep Cherokee
MJ Body	(1986-1992)	Jeep Comanche
MK Body	(2007-2017)	Jeep Patriot / Compass
MP Body	(2017-Present)	Jeep Compass
ND Body	(2005-2011)	Dodge Dakota
NS Body	(1996-2000)	Chrysler Town & Country / Voyager, Dodge Caravan, Plymouth Voyager
S Body	(1984-1990)	Chrysler Town & Country, Dodge Caravan, Plymouth Voyager
SJ Body	(1963-1991)	Jeep Cherokee / J-Series / Wagoneer
RS Body	(2001-2007)	Chrysler Town & Country / Voyager, Dodge Caravan
RT Body	(2008-Present)	Chrysler Town & Country / Voyager, Dodge Grand Caravan
RU Body	(2016-Present)	Chrysler Pacifica
TJ Body	(1997-2006)	Jeep Wrangler
WJ Body	(1999-2004)	Jeep Grand Cherokee
WK Body	(2005-2010)	Jeep Grand Cherokee
WK2 Body	(2011-Present)	Jeep Grand Cherokee
XJ Body	(1984-2001)	Jeep Cherokee / Wagoneer
XK Body	(2006-2010)	Jeep Commander
YJ Body	(1987-1995)	Jeep Wrangler
ZJ Body	(1993-1998)	Jeep Grand Cherokee / Grand Wagoneer

General Motors/Isuzu/Saab/Suzuki

A Body	(1982-1996)	Buick Century, Chevrolet Celebrity, Oldsmobile Cutlass Ciera, Pontiac 6000
Alpha	(2013-Present)	Cadillac ATS / CTS, Chevrolet Camaro
C Body	(1985-1993)	Buick Electra / Park Avenue, Cadillac DeVille / Fleetwood / Series 75 / Sixty Special, Oldsmobile 98
D2XX	(2015-Present)	Buick Envision / Verano, Chevrolet Cruze / Volt
Delta	(2003-2011)	Chevrolet Cobalt / HHR, Pontiac G5, Saturn Ion
Delta II	(2008-2016)	Buick Verano, Cadillac ELR, Chevrolet Cruze / Volt
E Body	(1963-2002)	Buick Riviera / Reatta, Cadillac Eldorado, Oldsmobile Toronado
E2XX	(2016-Present)	Buick Regal, Chevrolet Malibu
Epsilon	(2003-2014)	Chevrolet Malibu, Pontiac G6, Saab 9-3, Saturn Aura
Epsilon II	(2007-Present)	Buick LaCrosse / Regal / Riviera, Cadillac XTS, Chevrolet Impala / Malibu, Saab 9-5
F Body	(1967-2002)	Chevrolet Camaro, Pontiac Firebird
G Body	(1995-2011)	Buick Parc Avenue / LeSabre / Lucerne / Riviera, Cadillac DeVille / DTS / Seville, Oldsmobile Aurora, Pontiac Bonneville
Gamma II	(2010-Present)	Chevrolet Aveo / Cobalt / Sonic / Spark
GM2900	(1998-2009)	Saab 9-3 / 9-5, Saturn L-Series
GM4200	(2004-2013)	Chevrolet Malibu / Malibu Classic
H Body	(1986-1999)	Buick LeSabre, Oldsmobile 88 / LSS, Pontiac Bonneville,
J Body	(1981-2005)	Buick Skyhawk, Cadillac Cimarron, Chevrolet Cavalier, Oldsmobile Firenza, Pontiac J2000 / Sunbird / Sunfire
K Body	(1980-1999)	Cadillac DeVille / Seville
Kappa	(2006-2009)	Pontiac Solstice, Saturn Sky
L Body	(1987-1996)	Chevrolet Beretta / Corsica
M Body	(1985-2001)	Geo Metro, Suzuki Swift
N Body	(1985-2005)	Buick Skylark / Somerset, Chevrolet Classic / Malibu, Oldsmobile Achieva / Alero / Calais / Cutlass, Pontiac Grand Am
Omega	(2016-Present)	Cadillac CT6
P Body	(1984-1993)	Chevrolet Spectrum, Geo Spectrum / Storm, Isuzu Impulse, Pontiac Fiero





BODY STYLE IDENTIFICATION

General Motors (Continued)

P2XX Body	(2017-Present)	Buick LaCrosse, Chevrolet Impala
S Body	(1985-2010)	Chevrolet Nova / Prizm, Geo Prizm, Pontiac Vibe
Sigma	(2003-2011)	Cadillac CTS / STS
Sigma II	(2008-2015)	Cadillac CTS / CTS-V
V Body	(1987-2006)	Cadillac Allante / Catera, Pontiac GTO
W Body	(1988-2016)	Buick Allure / Century / LaCrosse / Regal, Chevrolet Impala / Lumina / Monte Carlo, Oldsmobile Cutlass Supreme / Intrigue, Pontiac Grand Prix
X Body	(1980-1985)	Buick Skylark, Chevrolet Citation, Oldsmobile Omega, Pontiac Phoenix
Y Body	(1984-Present)	Cadillac XLR, Chevrolet Corvette
Z Body	(1991-2002)	Saturn SC Series / SL Series / SW Series
Zeta	(2006-2017)	Chevrolet Camaro / Caprice / Lumina / SS, Pontiac G8

General Motors/Isuzu/Saab/Suzuki SUV/Truck/Van

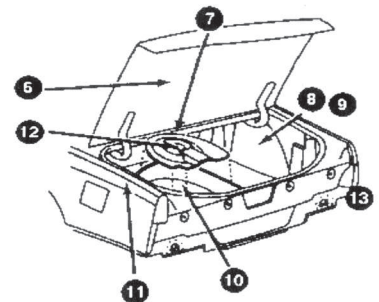
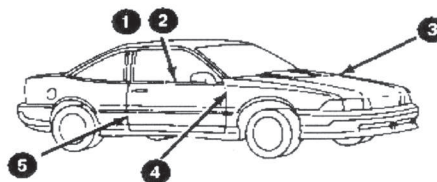
31XX Body	(2014-Present)	Chevrolet Colorado, GMC Canyon
C1XX Body	(2017-Present)	Buick Enclave, Cadillac XT5, Chevrolet Traverse, GMC Acadia
D2UX Body	(2018-Present)	Chevrolet Equinox, GMC Terrain
E2XX Body	(2019-Present)	Cadillac XT4
Gamma II	(2013-Present)	Chevrolet Trax
GMT190	(1999-2004)	Chevrolet Tracker, Suzuki Vitara
GMT325	(1993-2004)	Chevrolet S-10, GMC Sonoma, Isuzu Hombre
GMT330	(1982-2005)	Chevrolet Blazer, GMC Jimmy / Envoy, Oldsmobile Bravada
GMT355	(2003-2012)	Chevrolet Colorado, GMC Canyon, Hummer H3 / H3T, Isuzu I Series
GMT360	(2002-2009)	Buick Rainer, Chevrolet Trailblazer, GMC Envoy, Isuzu Ascender, Oldsmobile Bravada, Saab 9-7x
GMT368	(2003-2006)	Chevrolet SSR
GMT400	(1988-2000)	Cadillac Escalade, Chevrolet C/K / K5 Blazer / Suburban / Tahoe, GMC C/K / Suburban / Yukon
GMT800	(1999-2007)	Chevrolet Silverado / Tahoe, GMC Sierra / Yukon
GMT820	(2002-2009)	Cadillac Escalade, Hummer H2
GMT900	(2007-2013)	Chevrolet Silverado, GMC Sierra
GMT920	(2007-2014)	Cadillac Escalade, Chevrolet Tahoe, GMC Yukon
GMT940	(2007-2013)	Cadillac Escalade, Chevrolet Avalanche
K2XX Body	(2013-Present)	Cadillac Escalade, Chevrolet Silverado / Suburban / Tahoe, GMC Sierra / Yukon
Lambda	(2006-2017)	Buick Enclave, Chevrolet Traverse, GMC Acadia, Saturn Outlook
Sigma	(2004-2009)	Cadillac SRX
Theta	(2002-2017)	Chevrolet Captiva / Equinox, GMC Terrain, Pontiac Torrent, Suzuki ZL7, Saturn Vue
U Body	(1990-2009)	Buick Rendezvous / Terraza, Chevrolet Lumina APV / Uplander / Venture, Oldsmobile Silhouette, Pontiac Aztek / Montana / Trans Sport, Saturn Relay



GENERAL MOTORS RPO CODE LOCATIONS

RPO codes are located on a Service Parts Identification label. Use the chart and diagrams to locate the Service Parts Identification label

- 1 - Underside Glove Box Cover, Center Console
- 2 - Top of Drive Shaft Tunnel, Under Rear Storage Compartment
- 3 - Drivers Side Front Wheelwell
- 4 - Inside Surface of Glove Box Door
- 5 - Rear Jam, Right Rear Door
- 6 - Under Trunk Lid
- 7 - On Spare Tire Cover Panel
- 8 - Under Spare Tire Cover, or Right Quarter Inner Panel
- 9 - Inside Jack Cover
- 10 - Under Rear Load Floor/ Seat Cover
- 11 - Left Rear Inner Trim Panel
- 12 - Inner Spare Tire Well
- 13 - Right Quarter Panel



C.V. BOOTS



MODEL	YEARS	SPECIFICATIONS	SIDE	INNER	OUTER	
Acura						
CL	97-99			86-2124	86-2148	
	01-03			86-2124	86-2352	
ILX	2013	Hybrid		86-2316	86-2454	
		2.0L		86-2316	86-2454	
		2.4L		86-2508	86-2579	
	2014	Hybrid		86-2316	86-2404	
		2.0L		86-2316	86-2454	
		2.4L		86-2508	86-2579	
	2015	2.0L		86-2316	86-2454	
		2.4L		86-2508	86-2579	
	16-18			86-2421	86-2575	
	Integra	86-96			86-2124	86-1181
1997		GS-R		86-2124	86-1181	
97-98		GS, LS & RS		86-2233	86-2159	
		Type R		86-2124	N/A	
98-99		GS-R		86-2124	N/A	
1999		Exc. GS-R		86-2233	N/A	
00-01		GS, LS		86-2233	86-2385	
	GS-R, Type-R		86-2124	86-2385		
Legend	86-90			86-1115	86-2127	
	91-95			86-2221	86-2219	
RL	96-98			86-2133	86-2148 ①	
	99-04	Front		86-2133	86-2352	
	05-10	Front		86-2124	86-2352	
		Rear		86-1038	N/A	
	11-12	Front		86-2124	86-2340	
RLX	14-17			86-2336	86-2338	
RSX	02-06	Base Model		86-2233	86-2404	
		Type S		86-2124	86-2352	
TL	95-98	2.5L		86-2124	86-2148 ①	
	96-98	3.2L		86-2133	86-2148 ①	
	1999			86-2124	86-2148 ①	
	00-09			86-2124	86-2352	
	10-14	Exc. SH-AWD w/Manual Transmission		86-2124	86-2352	
	10-14	SH-AWD w/ Manual Transmission	Left		86-2507	86-2348
			Right		86-2506	86-2348
TLX	15-17	2.4L		86-2494	86-2336	
		3.5L		86-2497	86-2340	
TSX	04-14			86-2124	86-2352	
Vigor	92-94			86-2128	86-2127	

① **Note:** Problem solver boot available. O.E. boot has 3 convolutions and may be subject to premature failure. To replace with a 4 convolution boot, order part number 86-2381.

Acura SUV/Truck/Van

MDX (FWD)	2014			86-2497	86-2340
	15-18			86-2497	86-2338
MDX (4WD)	01-02	Front		86-2163	86-2340
	03-09	Front		86-2438	86-2348
	10-13	Front		86-2484	86-2348
	14-15	Front		86-2497	86-2397
	16-18	Front		86-2497	86-2338
	01-02	Rear		86-2313	86-1028
	RDX (AWD)	07-12	Front		86-2124
13-17		Front		86-2336	86-2352



C.V. BOOTS

MODEL

YEARS

SPECIFICATIONS

SIDE

INNER

OUTER

Acura SUV/Truck/Van (Continued)

RDX (FWD)	10-12			86-2124	86-2352
	13-17			86-2336	86-2352
SLX (4WD)	96-99	Front		86-2145	86-2311
ZDX (AWD)	2010	Front		86-2484	86-2348
	11-13	Front	Left	86-2438	86-2348
			Right	86-2484	86-2348

Alfa Romeo

164	91-95	4 Door		86-1100	86-1103
-----	-------	--------	--	---------	---------

AMC

Eagle	81-84	4 Cyl.		86-1153	86-1151
	80-83	6 Cyl.		86-1152	86-1151
	84-87	6 Cyl.		86-1152	86-1074

ATV (All Makes & Models)

Artic Cat	250	99-05	Front & Rear	86-1188	86-1188
	300	98-05	Front & Rear	86-1188	86-1188
	375	2002	Front	86-1188	86-1188
	400	98-08	Front	86-1188	86-1188
		03-08	Rear	86-1188	86-1188
	Bearcat 454	96-98	Front, (To Serial # 13000)	86-1188	86-2284
		1998	Front, (From Serial # 13001)	86-1188	86-1188
	500	98-08	Front	86-1188	86-1188
		03-06	Rear	86-1188	86-1188
	650	04-06	Front & Rear	86-1188	86-1188
700	07-08	Front & Rear	86-1188	86-1188	
Bob-Cat	2200	04-10	4x4	86-2411	86-2411
	2300	06-10	4x4	86-2411	86-2411
Bombardier	Outlander 330	04-05	Front	86-2371	N/A
			Rear	N/A	86-2343
	Outlander 400	03-05	Front	86-2371	N/A
			Rear	N/A	86-2343
	Outlander 650	2006	Front	N/A	86-2453
	Outlander 800	2006	Front	N/A	86-2453
	Quest 500	02-04	Front	86-2371	N/A
	Quest 650	02-04	Front	86-2371	N/A
	Traxter 500	99-05	Front	86-2371	N/A
	Traxter 650	2005	Front	86-2371	N/A
Can-Am	Commander 800	11-12	Front	N/A	86-2453
		13-14	Front	86-2453	TBA
		2015	Front	N/A	86-2453
	Maverick 1000	2013	Front	N/A	86-2453
		14-15	Front (Exc. X MR)	N/A	86-2453
			Front, X MR	86-2453	86-2453
	Outlander 400	07-12	Front	N/A	86-2453
			Rear	N/A	86-2343
		13-15	Front	N/A	86-2453
	Outlander L 450	2015	Front	N/A	86-2453
	Outlander 500	07-15	Front	N/A	86-2453
	Outlander 650	07-12	Front	N/A	86-2453
		13-15	Front (Exc. X MR)	N/A	86-2453
	Outlander 800	07-15	Front	N/A	86-2453
	Renegade 500	08-14	Front	N/A	86-2453

C.V. BOOTS



MODEL YEARS SPECIFICATIONS SIDE INNER OUTER

ATV (All Makes & Models, Continued)

Can-Am (Continued)

Renegade 800	07-15	Front		N/A	86-2453
Renegade 1000	12-15	Front		N/A	86-2453

Carter Brothers

GTR 250	06-07	<i>Rear</i>		N/A	86-1188
	09-10	<i>Rear</i>		N/A	86-1188
GTR 250 Interceptor	2008	<i>Rear</i>		N/A	86-1188
GTR 300 Interceptor	2008	<i>Rear</i>		N/A	86-1188

Cub Cadet

Volunteer	06-13	Front		86-2411	86-2343
		<i>Rear</i>		86-2411	86-2343

Honda

TRX 300	88-00	4x4		86-2284	86-2284
TRX 350 Rancher	00-06	4x4		86-2371	86-2284
TRX 350	86-87	4x4		N/A	86-2284
TRX 350D	87-89	4x4		N/A	86-2284
FL400R Pilot	89-90	<i>Rear</i>		86-1038	86-1033
TRX 400 Foreman	95-01	4x4		86-2284	86-2284
	2003	4x4		86-2371	86-2284
TRX 420 Rancher	07-11	4x4		86-2464	86-2284
TRX 450 Foreman	98-04	4x4		86-2371	86-2284
TRX 500 Foreman	05-06	4x4		86-2461	86-1188
	2007	4x4 Exc. ES w/Power Steering		86-2461	86-1188
		4x4 ES w/Power Steering		86-2461	86-2284
TRX 500 Rubicon	08-13	4x4		86-2461	86-2284
	01-04	4x4		86-2371	86-1188
	05-07	4x4		86-2461	86-1188
TRX 650 Rincon	08-13	4x4		86-2461	86-2284
	03-04	Front		86-2371	86-1188
	2005	Front		86-2461	86-1188

Kawasaki

Bayou 300	89-04	4x4		86-2371	86-2284
Bayou 400	93-99	4x4		86-2371	86-2284
Brute Force 650	05-09	4x4		86-2461	86-2284
	06-08	Front, 4x4i		86-2461	86-1188
		<i>Rear</i> , 4x4i		N/A	86-1188
Brute Force 750	09-13	Front, 4x4i		86-2461	86-2453
		<i>Rear</i> , 4x4i		86-2461	86-2254
	05-07	Front		86-2461	86-1188
Mule 610		<i>Rear</i>		N/A	86-1188
	08-11	Front		N/A	86-2453
		<i>Rear</i>		86-2461	86-2254
	12-13	Front		86-2461	86-2453
Mule 2010		<i>Rear</i>		86-2461	86-2254
	05-08	4x4		86-2284	86-1188
	2009	4x4 (To VIN # 1JK1AFEA1 9B547191)		86-2284	86-1188
Mule 2510		4x4 (From VIN # 1JK1AFEA1 9B547192)		86-2461	86-2453
	10-11	4x4		86-2461	86-2453
Mule 3010	1990	4x4		N/R	86-2284
Prairie 300	93-95	4x4 620cc		N/A	86-2284
	97-99	4x4 620cc		N/A	86-2284
Prairie 360	2000	4x4 620cc and 950cc Diesel		86-2371	86-2284
	01-08	4x4 620cc and 950cc Diesel		86-2371	86-2284
Prairie 400	99-02	4x4		86-2284	86-2284
	03-05	4x4		86-2284	86-2284
	06-08	4x4		86-2461	86-2284
Prairie 650	09-13	4x4		86-2461	N/A
	97-02	4x4		86-2284	86-2284
	02-03	4x4		86-2284	86-2284





C.V. BOOTS

MODEL	YEARS	SPECIFICATIONS	SIDE	INNER	OUTER
-------	-------	----------------	------	-------	-------

ATV (All Makes & Models, Continued)

Kawasaki (Continued)

	Prairie 700	04-06			86-2461	86-2284
Kubota	RTV900	03-08	Front		86-2371	86-2284
Kymco	MXU500	06-07	Front		86-2284	86-2284
Polaris	300	1995	4x4		N/R	86-2343
	350L	1990	4x4		N/R	86-2343
	500	2002	4x4 PPS		86-2461	86-2343
	Big Boss 250	1991	6x6		N/R	86-2343
		1992	6x6 (BTB)		N/R	86-2343
	Big Boss 400L	95-96	6x6 (BTB)		N/R	86-2343
		1997	6x6		N/R	86-2343
	Big Boss 500	1998	6x6		N/R	86-2343
	Diesel 500	99-02	Front, 4x4		N/R	86-2343
			Rear , 4x4		86-2151	86-1052
	Hawkeye	06-07	4x4 Front		86-2284	86-2284
		06-09	Rear		86-2284	86-2284
	Magnum 325	2000	4x4		N/A	86-2343
		01-02	4x4 (Exc HDS)		N/A	86-2343
			4x4 HDS		86-2461	86-2343
	Magnum 330	03-04	4x4 HDS		86-2461	86-2343
	Magnum 425	95-96	4x4 (BTB)		N/R	86-2343
			6x6 (BTB)		N/R	86-2343
		1997	4x4		N/R	86-2343
			6x6		N/R	86-2343
		1998	4x4		N/R	86-2343
	Magnum 500	99-00	4x4		N/R	86-2343
		2001	4x4 (Exc. HDS)		N/R	86-2343
		2002	4x4 HDS		86-2461	86-2343
		2003	4x4		86-2461	86-2343
	PTV	2002	4x4		86-2461	86-2343
	Ranger 500	04-05	Front, 4x4		N/A	86-2343
	Scrambler 400	95-96	4x4 (BTB)		N/R	86-2343
		97-98	4x4		N/R	86-2343
		1999	4x4 (BTB)		N/R	86-2343
	Scrambler 500	97-98	4x4		N/R	86-2343
	Sportsman 300	08-10	Front, 4x4		86-2284	86-2284
			Rear , 4x4		86-2284	86-2284
	Sportsman 335	99-00	Front, 4x4		N/R	86-2343
		2000	Rear , 4x4 (CV Design)		86-1051	86-1052
	Sportsman 400	95-96	Front, 4x4 (BTB)		N/R	86-2343
		1997	Front 4x4		N/R	86-2343
		2001	Front, 4x4		N/R	86-2343
			Rear , 4x4		86-2151	86-1052
		02-05	Rear , 4x4		86-2151	86-1052
		08-10	Front, 4x4		86-2284	86-2284
			Rear , 4x4		86-2284	86-2284
	Sportsman 450	06-07	Front, 4x4 (Before 7/25/06)		N/A	86-2343
	Sportsman 500	1996	4x4 (BTB)		N/R	86-2343
		98-99	Front, 4x4		N/R	86-2343
		1999	Rear , 4x4		86-2151	86-1052
		00-01	Front, 4x4		N/R	86-2343
			Front, 6x6		N/R	86-2343
			Rear , 4x4		86-2151	86-1052
	Sportsman 500	02-05	Rear , 4x4		86-2151	86-1052
		2006	Front, 4x4		N/R	86-2343
	Sportsman 500	2007	Front, 4x4 (Before 7/25/06)		N/A	86-2343

C.V. BOOTS



MODEL YEARS SPECIFICATIONS SIDE INNER OUTER

ATV (All Makes & Models, Continued)

Polaris (Continued)

Sportsman 600	03-05	<i>Rear</i> , 4x4	86-2151	86-1032
Sportsman 700	02-05	<i>Rear</i> , 4x4	86-2151	86-1032
	06-07	Front, 4x4 (Before 7/25/06)	N/A	86-2343
Sportsman 800	2005	<i>Rear</i> , 4x4	N/A	86-1032
	2006	Front, 4x4 (Housing Stamped GKN)	N/A	86-2343
	2007	Front, 4x4 (Before 7/25/06)	N/A	86-2343
Trail Boss 250	1991	Front, 4x4	N/R	86-2343
	1992	Front, 4x4 (BTB)	N/R	86-2343
Trail Boss 350L	1991	Front, 4x4	N/R	86-2343
	1992	Front, 4x4 (BTB)	N/R	86-2343
Worker 335	1999	Front, 4x4	N/R	86-2343
Worker 500	1999	Front, 4x4	N/R	86-2343
		<i>Rear</i> , 4x4	86-2151	86-1052
Xpedition 325	00-02	Front, 4x4	N/R	86-2343
Xpedition 425	00-01	Front, 4x4	N/R	86-2343
Xplorer 300	96-99	Front, 4x4	N/R	86-2343
Xplorer 400	95-96	4x4 (BTB)	N/R	86-2343
	97-98	4x4	N/R	86-2343

Suzuki	Eiger 400	2002	Front, 4x4	86-2284	86-2284
		03-04	Front, 4x4, W/ 68LAC O.B. Housing	86-2284	86-2284
			Front, 4x4, W/ UJ68 O.B. Housing	86-2461	86-2461
		05-07	Front, 4x4	86-2461	86-2284
	King Quad 300	91-93	4x4	N/A	86-2284
		96-98	4x4, W/ 68LAC I.B. Housing	86-2284	86-2284
			4x4, W/ 71LAC I.B. Housing	N/A	86-2284
		99-02	4x4	86-2284	86-2284
	King Quad 400	08-11	4x4	86-2461	86-2284
	King Quad 450	07-10	Front, 4x4	86-2284	86-2284
			<i>Rear</i> , 4x4	86-2284	86-2284
	Quad Master 500	00-01	4x4	86-2284	86-2284
	Quad Runner 250	1987	4x4	N/R	86-2284
		88-96	4x4	N/A	86-2284
		97-98	4x4, W/ 68LAC I.B. Housing	86-2284	86-2284
			4x4, W/ 71LAC I.B. Housing	N/A	86-2284
		99-02	4x4	86-2284	86-2284
	Quad Runner 500	98-01	4x4	86-2284	86-2284
	Q.U.V. 620	2005	4x4	86-2371	86-2284
	Twin Peaks 700	04-05	4x4	86-2461	86-2284
	Vinson 500	2002	4x4, A/T	86-2284	86-2284
		03-05	4x4	86-2461	86-2461
		2006	4x4	86-2461	86-2284

Yamaha	Big Bear 350	87-96	4x4	86-2371	86-2284
		1997	4x4, W/ 68 AC I.B. Housing	86-2371	86-2284
			4x4, W/68 LAC I.B. Housing	86-2284	86-2284
		98-99	4x4	86-2284	86-2284
	Big Bear 400	00-01	4x4	86-2284	86-2284
		02-06	4x4	86-2371	86-2284
		07-12	4x4 (Front)	86-2461	86-2284
			4x4 (<i>Rear</i> , IRS)	86-2284	86-2284
	Bruin 350	04-06	4x4	86-2371	86-2284
	Grizzly 350	2007	4x4	86-2371	86-2284
		07-11	Front, 4x4 (Exc. IRS)	86-2371	86-2284
			Front, 4x4, (IRS)	86-2461	86-2284
			<i>Rear</i> , 4x4, (IRS)	86-2284	86-2284
		12-14	Front, 4x4	86-2461	86-2284





C.V. BOOTS

MODEL

YEARS

SPECIFICATIONS

SIDE

INNER

OUTER

ATV (All Makes & Models, Continued)

Yamaha (Continued)

Grizzly 400	2007	Front, 4x4	86-2371	86-2284
		Rear , 4x4	86-2284	86-2284
Grizzly 450	07-14	Front, 4x4	86-2461	86-2284
		Rear , 4x4	86-2284	86-2284
Grizzly 600	98-01	4x4	86-2284	86-2284
Grizzly 660	2002	Front, 4x4	86-2284	86-2284
		Rear , 4x4	86-2284	86-2284
	2003	Front, 4x4, W/ 68 LAC O.B. Housing	86-2461	86-2284
		Front, 4x4, W/ UJ 68 O.B. Housing	86-2461	86-2461
		Rear , 4x4	86-2284	86-2461
Kodiak 400	04-08	Front, 4x4	86-2461	86-2284
		Rear , 4x4	86-2284	86-2284
Kodiak 450	93-06	Front, 4x4	86-2371	86-2284
	05-06	Rear , 4x4	86-2371	86-2284
Rhino 450	03-06	Front, 4x4	86-2284	86-2284
	05-06	Rear , 4x4	86-2284	86-2284
Rhino 660	06-09	Front, 4x4	86-2461	86-1188
		Rear , 4x4	86-2284	86-1188
Rhino 700	2004	Front, 4x4	86-2284	86-2284
		Rear , 4x4	86-2284	86-2284
	05-07	Front, 4x4	86-2461	86-1188
Timberwolf 250	08-13	Front, 4x4	86-2284	TBA
		Rear , 4x4	86-2284	TBA
Wolverine 350	94-00	4x4	86-2371	86-2284
Wolverine 450	95-05	4x4	86-2284	86-2284
	06-10	4x4	86-2371	86-2284

Audi

80	1988	4 Cyl., (To Ch. #89-J-373-598)	86-2137	86-2232
	88-90	4 Cyl., (From Ch. #89-J-373-599)	86-2137	86-2224
	1991	5 Cyl., A/T 3 Spd.	86-1100	86-2224
		5 Cyl., M/T	86-1100	86-2224
	91-92	5 Cyl., A/T 4 Spd.	86-2188	86-2224
80 Quattro	88-3/88	Front, (To Ch. #89-J-351-000)	86-2137	86-1085
	3/88-92	Front, (From Ch. #89-J-351-001)	86-2137	86-2224
	88-7/90	Rear , (To Ch. #8A-L-360-000)	86-2137	86-2224
	7/90-92	Rear , (From Ch. #8A-L-360-001)	86-1084	86-1085
90	1988	4 Cyl.	86-2137	86-2232
	88-91	5 Cyl., A/T 3 Spd.	86-1100	86-2224
		5 Cyl., M/T	86-1100	86-2224
	90-91	5 Cyl., A/T 4 Spd.	86-2188	86-2224
	93-95		86-2188	86-2281
90 Quattro	88-3/88	Front, (To Ch. #89-J-351-000)	86-2137	86-1085
	3/88-95	Front, (From Ch. #89-J-351-001)	86-2137	86-2224
	88-89	Rear , (To Ch. #89-J-351-000)	N/A	86-1101
	89-92	Rear , (From Ch. #89-J-351-001)	86-2137	86-2224
	93-95	Rear	86-1184	N/A
100	89-91	Exc. A/T 3 Spd.	86-1100	86-1101
	90-91	A/T 3 Spd.	86-2188	86-1101
	92-94		86-2188	86-2281
100 LS	74-77		N/A	86-1101

C.V. BOOTS



MODEL	YEARS	SPECIFICATIONS	SIDE	INNER	OUTER
Audi (Continued)					
100 Quattro	89-91	Front		86-1100	86-1101
	1992	Front		86-1100	86-2281
	93-94	Front		86-2188	86-2281
	89-94	Rear		86-1100	N/A
200 Turbo	89-91	A/T		86-1100	86-2281
		M/T		86-1100	86-1103
200 Turbo Quattro	89-91	Front		86-1100	86-1103
		Rear		86-1100	N/A
4000, 4000S, 4 Cyl.	80-84			86-1084	86-1085
	85-87	A/T	Left	86-2137	86-1101
			Right	86-1184	86-1101
		M/T		86-2137	86-1101
4000, 4000S, 5 Cyl.	80-83	To Ch. # 81D-077-973		86-1084	86-1085
	1983	From Ch. # 81D-077-974		86-2137	86-1101
4000 Quattro	84-87	Front		86-2137	86-1186
	84-4/85	Rear		86-1100	86-1103
	5/85-87	Rear		86-1100 ①	86-1101
① <i>Note: 86-1100 clamps on a reusable base. Applications of this number not marked with a ① uses the large base. Also, note that the inside of the large end of the boot has a rounded lip. This lip fits into the recessed area on the outside of the metal base. If the lip on the large end of the boot is flat and not round, use boot 86-2257, which has large metal base included.</i>					
5000	78-11/79	Gas, A/T		N/A	86-1101
	78-9/79	Gas, M/T		N/A	86-1101
	79-9/79	Diesel		N/A	86-1101
	10/79-82	Diesel		86-1100	86-1101
	12/79-88	Gas, A/T		86-1100	86-1101
	10/79-88	Gas, M/T		86-1100	86-1101
5000 Turbo	80-88			86-1100	86-1103
5000 Turbo Quattro	86-88	Front		86-1100	86-1103
		Rear		86-1100	86-1101
A3	06-09			86-2452	86-2558
	10-13	Gas		86-2452	86-2558
		Diesel		86-2421	86-2558
	2014	Not Produced This Year In North America			
	15-16	1.8L		86-2452	86-2558
		2.0L		86-2421	86-2558
	17-18			86-2452	86-2558
A3 Quattro	06-07	To Ch. # 8P-7-084 000		86-2426	86-2558
		From Ch. # 8P-7-084 001		86-2452	86-2558
	08-13			86-2452	86-2558
	2014	Not Produced This Year In North America			
	15-18			86-2452	86-2558
	06-09	Rear, 3.2L		86-2413	86-2375
A3 Sportback e-tron	16-18			86-2353	86-2558
A4	1996			86-2188	86-2281
	97-98	1.8L, A/T		86-2188	86-2324
		1.8L, M/T		86-1100	86-2281
	97-99	2.8L		86-2188	86-2281
	99-01	1.8L, A/T		86-1084	86-2324
		1.8L, M/T		86-1100	86-2324
	00-01	2.8L, A/T		86-1084	86-2281
		2.8L, M/T		86-1100	86-2281
	02-03	1.8L		86-2365	86-2558
		3.0L		86-2365	86-2558
	2004	1.8L, A/T		86-2365	86-2558
	1.8L, M/T, (To Ch. # 8E-2-000-000)		86-2365	86-2558	



C.V. BOOTS

MODEL

YEARS

SPECIFICATIONS

SIDE

INNER

OUTER

Audi (Continued)

A4 (Continued)	2004	1.8L, M/T (From Ch. # 8E-2-000-001)	86-2424	86-2558	
		3.0L	86-2365	86-2558	
	2005	1.8L, A/T	86-2365	86-2558	
		1.8L, Cabriolet	86-2365	86-2558	
		1.8L, M/T	86-2424	86-2558	
		2.0L	86-2424	86-2558	
		3.0L (Incl. Cabriolet)	86-2424	86-2558	
	06-08		86-2424	86-2558	
	2009	Exc. Cabriolet	86-2486	86-2558	
		Cabriolet	86-2424	86-2558	
	10-12		86-2486	86-2558	
	13-16		86-2486	86-2579	
	A4 Quattro	1996	Front	N/A	86-2276
97-98		Front, 1.8L	86-1100	86-2324	
		Front, 2.8L	86-1100	86-2276	
1999		Front, 1.8L	N/A	86-2324	
		Front, 2.8L	N/A	86-2324	
2000		Front, A/T	86-2188	86-2324	
		Front, 1.8L, M/T	N/A	86-2324	
2001		Front, 2.8L, M/T	86-1184	86-2324	
		Front, A/T	86-2188	86-2324	
2002		Front, M/T	86-1084	86-2324	
		Front, 1.8L, A/T	86-2365	86-2558	
2003		Front, 1.8L, M/T (Exc. Trans Code FTZ)	86-2365	86-2375	
		Front, 1.8L, M/T, Trans. Code FTZ	86-2188	86-2375	
		Front, 3.0L, A/T	86-2365	86-2558	
		Front, 3.0L, M/T	86-1100	86-2558	
		Front, 1.8L, A/T	86-2365	86-2558	
2004		Front, 1.8L, M/T (Exc. Trans Code FTZ)	86-2365	86-2375	
		Front, 1.8L, M/T, Trans. Code FTZ	86-2188	86-2375	
		Front, 3.0L, A/T	86-2365	86-2558	
		Front, 3.0L, M/T	86-1100	86-2558	
		Front, 1.8L	86-2365	86-2558	
2005		Front, 3.0L, A/T	86-2365	86-2558	
		Front, 3.0L, M/T	86-1100	86-2558	
		Front, 1.8L, A/T	86-2424	86-2558	
		Front, 1.8L, M/T (To Ch. # 8E-5-035-000)	86-2365	86-2375	
		Front, 1.8L, M/T (From Ch. # 8E-5-035-001)	86-2426	86-2375	
2006		Front, 2.0L	86-2426	86-2558	
		Front, 3.0L	86-2424	86-2558	
		Front, 3.0L Cabriolet	86-2424	86-2558	
		Front, 3.2L, A/T	86-2424	86-2558	
07-08		Front, 3.2L, M/T	86-1100	86-2558	
		Front, 2.0L	86-2426	86-2375	
		Front, 3.2L, A/T	86-2424	86-2558	
2009		Front, 3.2L, M/T	86-1100	86-2558	
		Front, 2.0L, Exc. Cabriolet	86-2486	86-2558	
		Front, 2.0L, Cabriolet	86-2426	86-2375	
		Front, 3.2L, Exc. Cabriolet	86-2486	86-2558	
10-12		Front, 3.2L, Cabriolet	86-2424	86-2558	
		Front	86-2432	86-2558	
13-16		Front	86-2432	86-2375	
96-01		Rear	86-1184	N/A	
02-09		Rear	86-1100	N/A	
A5 Cabriolet		10-14		86-2486	86-2579

C.V. BOOTS



MODEL	YEARS	SPECIFICATIONS	SIDE	INNER	OUTER
Audi (Continued)					
A5 Quattro	08-11	Front		86-2432	86-2558
	2012	Front, Cabriolet		86-2432	86-2558
		Front, Coupe		86-2432	86-2375
	13-17	Front		86-2432	86-2375
A6	95-01			86-2188	86-2281
	02-04			86-2365	86-2281
	2005	Not Sold In USA			
	06-11			86-2424	86-2558
	12-17			86-2486	86-2579
A6 Quattro	95-96	Front		86-1100	86-2281
	97-98	Front, A/T		86-2188	86-2281
		Front, M/T		86-1100	86-2281
	99-01	Front		86-2188	86-2281
	02-04	Front, 2.7L, A/T		86-2188	86-2281
		Front, 2.7L, M/T		86-1100	86-2281
		Front, 3.0L		86-2188	86-2281
		Front, 4.2L		86-2365	86-2281
	05-07	Front, 3.2L		86-2424	86-2558
	05-11	Front, 4.2L		86-2424	86-2558
	09-11	Front, 3.0L		86-2424	86-2558
	12-17	Front		86-2486	86-2579
	95-98	Rear , (To Ch. #4A-W-005000)		86-1100	N/A
	98-01	Rear , (From Ch. #4B-W-000001)		86-1100	N/A
	02-04	Rear , 2.7L, 3.0L		86-1100	N/A
		Rear , 4.2L		86-1100	N/A
	05-09	Rear		86-2424	N/A
10-11	Rear		86-2424	86-2362	
12-17	Rear		86-2452	N/A	
A7 Quattro	12-17	Front		86-2486	86-2579
		Rear		86-2452	N/A
A8	97-99			86-2188	86-2281
A8 Quattro	97-03	Front		86-2188	86-2281
	04-10	Front		86-2424	86-2558
	11-17	Front		86-2486	86-2579
	97-03	Rear		86-1100	86-2362
	04-10	Rear , 4.2L		N/A	N/A
	07-09	Rear , 6.0L		N/A	86-2362
	11-17	Rear		86-2452	N/A
Allroad	13-16	Front		86-2432	86-2375
Allroad Quattro	01-05	Front		86-2365	86-2281
	01-04	Rear		86-1100	86-2362
	2005	Rear , 2.7L		86-1100	86-2281
		Rear , 4.2L		86-1100	86-2362
Cabriolet	94-98			86-2188	86-2281
Coupe	81-83	To Ch. # 85D-079-180		86-1084	86-1085
	1983	From Ch. # 85D-079-181		86-1086	86-1101
	84-87	To Ch. # 85H-026-076		86-2137	86-1101
	1987	From Ch. # 85H-026-077		86-1100	86-1101
Coupe Quattro	90-91	Front & Rear		86-2137	86-2224
Fox	73-79			86-1084	86-1085
Quattro	1985	Front		86-1100	86-1103
		Rear		86-1100	86-1103
R8	08-12	Front		TBA	86-2453
	2013	Not Produced This Year			
	14-15	Front		TBA	86-2453



C.V. BOOTS

MODEL	YEARS	SPECIFICATIONS	SIDE	INNER	OUTER
Audi (Continued)					
R8 (Continued)	08-12	<i>Rear</i>		N/A	86-2362
	14-15	<i>Rear</i>		N/A	86-2362
RS4	07-08	Front		86-2424	86-2558
		<i>Rear</i>		86-1100	N/A
RS5	13-15	Front		86-2486	86-2579
RS6	03-04	Front		86-2365	86-2281
		<i>Rear</i>		86-1100	N/A
RS7	14-17	Front		86-2486	86-2579
		<i>Rear</i>		86-2452	N/A
S3	17-18	6 Spd. A/T		86-2452	86-2558
		7 Spd. A/T		TBA	86-2558
S4	2000	Front		86-1100	86-2281
	01-02	Front, A/T		86-2188	86-2281
		Front, M/T		86-1100	86-2281
		Front		86-2424	86-2558
	10-12	Front		86-2486	86-2558
	13-16	Front		86-2486	86-2579
	00-02	<i>Rear</i>		86-1100	N/A
	04-09	<i>Rear</i>		86-1100	N/A
S5	08-12	Front		86-2486	86-2558
	14-17	Front		86-2486	86-2579
S6	1995	Front		86-1100	86-2281
	96-97	Not Sold in USA			
	98-00	Not Produced These Years			
	2001	Not Sold in USA			
	2002	Front, A/T		86-2188	86-2281
		Front, M/T		86-1100	86-2281
	2003	Front		86-2188	86-2281
	2004	Not Sold in USA			
	05-06	Not Produced These Years			
	07-11	Front		86-2424	86-2558
	2012	Not Produced This Year			
	13-17	Front		86-2486	86-2579
	1995	<i>Rear</i>		86-1100	N/A
	02-03	<i>Rear</i>		86-1100	N/A
	07-11	<i>Rear</i>		86-2424	86-2362
13-17	<i>Rear</i>		86-2452	N/A	
S7	13-17	Front		86-2486	86-2579
		<i>Rear</i>		86-2452	N/A
S8	01-03	Front		86-2188	86-2281
	04-06	Not Produced These Years			
	07-09	Front		86-2424	86-2558
	10-12	Not Produced These Years			
	13-17	Front		86-2486	86-2579
	01-03	<i>Rear</i>		86-1100	86-2362
	07-09	<i>Rear</i>		N/A	86-2362
	13-17	<i>Rear</i>		86-2452	N/A
TT	00-02	Exc. 18" Wheels		86-2359	86-2375
		W/18" Wheels		86-2359	86-2558
	03-06			86-2424	86-2558
	2007	Not Sold in USA			
	08-09			86-2452	86-2558
TT Quattro	2000	Front		86-1100	86-2375
	2001	Front, (Exc. 18" Wheel)		86-1100	86-2375
		Front, (W/ 18" Wheel)		86-1100	86-2558
	02-03	Front		86-1100	86-2558
	2004	Front, 1.8L (Eng. Code AWP)		86-1100	86-2558
Front, 1.8L (Eng. Code BEA To Ch # 8N-4-003-800)			86-1100	86-2558	

C.V. BOOTS



MODEL	YEARS	SPECIFICATIONS	SIDE	INNER	OUTER
Audi (Continued)					
TT Quattro (Continued)	04-05	Front, 1.8L (Eng. Code BEA Fr. Ch # 8N-4-003-801)		86-2452	86-2558
		Front, 3.2L		86-2424	86-2558
	2006	Front, 1.8L		86-2452	86-2558
		Front, 3.2L		86-2424	86-2558
	2007	Not Sold in USA			
	08-17	Front		86-2452	86-2558
	00-02	Rear		86-1184	86-1085
	03-06	Rear		86-2413	86-2389
	08-10	Rear		86-2413	86-2375
	11-13	Rear		86-2413	N/A
V8 Quattro	90-94	Front, A/T		86-2257	86-2281
		Front, M/T		86-1100	86-2281
		Rear		86-2257	N/A

Audi SUV/Truck/Van

Q3	15-18			86-2486	86-2558
Q3 Quattro	2015	Front		86-2486	86-2558
	16-18	Front		86-2486	86-2337
Q5	09-10	Front		86-2486	86-2558
	11-12	Front		86-2432	86-2558
		Rear		86-2452	N/A
	13-17	Front, 2.0L, Exc. Hybrid		86-2432	86-2579
		Front, 2.0L, Hybrid		86-2486	86-2558
		Front, 3.0L		86-2486	86-2579
		Rear		86-2452	N/A
Q7	07-10	Front		86-2452	86-2558
	11-15	Front		86-2452	86-2579
	2016	Not Produced This Year			
	17-18	Front		86-2486	86-2579
SQ5	14-17	Front		86-2486	86-2579
		Rear		86-2452	N/A

Audi (Mexico Vehicles)

A1	11-18	1.4L, M/T		86-2137	86-2598
A3	98-04	1.8L, Turbo		TBA	86-2598
	04-07	2.0L		TBA	86-2595
TT	99-06	M/T		TBA	86-2598

BMW

228i xDrive	15-17	Front		86-2432	86-2324
318is	90-91	Rear		86-2199	86-2199
320i xDrive	13-17	Front		86-2432	86-2324
323i	97-99	Rear		86-2199	86-2199
325i	87-95	Rear		86-2199	86-2199
325xi	01-05	Front		86-2319	86-2281
	2006	Front		86-2432	86-2324
328Ci	2000	Rear, M/T		86-2199	86-2199
328d xDrive	14-17	Front		86-2432	86-2324
328i	96-99	Rear		86-2199	86-2199
	2000	Rear, M/T		86-2199	86-2199
328i xDrive	09-17	Front		86-2432	86-2324
328is	96-99	Rear		86-2199	86-2199
328xi	07-08	Front		86-2432	86-2324
330xi	2001	Front		86-2319	86-2281
335i xDrive	09-12	Front		86-2432	86-2324
335xi	07-08	Front		86-2432	86-2324



C.V. BOOTS

MODEL	YEARS	SPECIFICATIONS	SIDE	INNER	OUTER
BMW (Continued)					
340i xDrive	16-17	Front		86-2432	86-2324
428i xDrive	14-16	Front		86-2432	86-2324
430i xDrive	2017	Front		86-2432	86-2324
440i xDrive	2017	Front		86-2432	86-2324
525i	89-95	Rear		86-2199	86-2199
	01-03	Rear		86-2199	86-2199
525xi	06-07	Front		86-2432	86-2324
528i	97-00	Rear		86-2199	86-2199
528i xDrive	09-10	Front		86-2432	86-2324
	2011	Not Produced This Year			
	12-16	Front		86-2432	86-2375
528xi	2008	Front		86-2432	86-2324
530i	94-95	Rear		86-2199	86-2199
	01-03	Rear		86-2199	86-2199
530xi	06-07	Front		86-2432	86-2324
535d xDrive	14-16	Front		86-2432	86-2375
535i	91-93	Rear, A/T		86-2199	86-2199
535i xDrive	09-10	Front		86-2432	86-2324
	11-16	Front		86-2432	86-2375
535i GT xDrive	16-17	Front		86-2432	86-2375
550i xDrive	11-16	Front		86-2432	86-2375
640i xDrive	14-17	Front		86-2432	86-2375
650i xDrive	12-17	Front		86-2432	86-2375
735i	2/91-92	Rear		86-2199	86-2199
735iL	89-92	Prop Shaft		N/A	86-2295
	5/91-92	Rear		86-2199	86-2199
740i	2001	Rear, (Exc. Sport Series)		86-2199	86-2199
740i xDrive	17-18	Front		86-2470	86-2324
740iL	2001	Rear, (Exc. Sport Series)		86-2199	86-2199
740Li xDrive	13-15	Front		86-2432	86-2375
750i xDrive	10-15	Front		86-2432	86-2375
	16-18	Front		86-2470	86-2324
750iL	88-91	Prop Shaft		N/A	86-2295
	00-01	Rear, (Exc. Sport Series)		86-2199	86-2199
750Li xDrive	10-15	Front		86-2432	86-2375
840Ci	94-97	Rear		N/A	86-2273
850i	91-92	Rear		N/A	86-2273
850Ci	94-97	Rear		N/A	86-2273
850CSi	94-95	Rear		N/A	86-2273
M Roadster	1998	Rear		N/A	86-2273
M3	88-91	Rear		86-2199	86-2199
	95-99	Rear		N/A	86-2273
M5	1991	Prop Shaft		N/A	86-2295
Z3	96-97	Rear, 1.9L, A/T		86-2199	86-2199
	97-00	Rear, 2.8L		86-2199	86-2199
	99-02	Rear, 2.5L		86-2199	86-2199
	00-02	Rear, 3.2L		N/A	86-2273
Z4	03-05	Rear, M/T		86-2199	86-2199

BMW SUV/Truck/Van

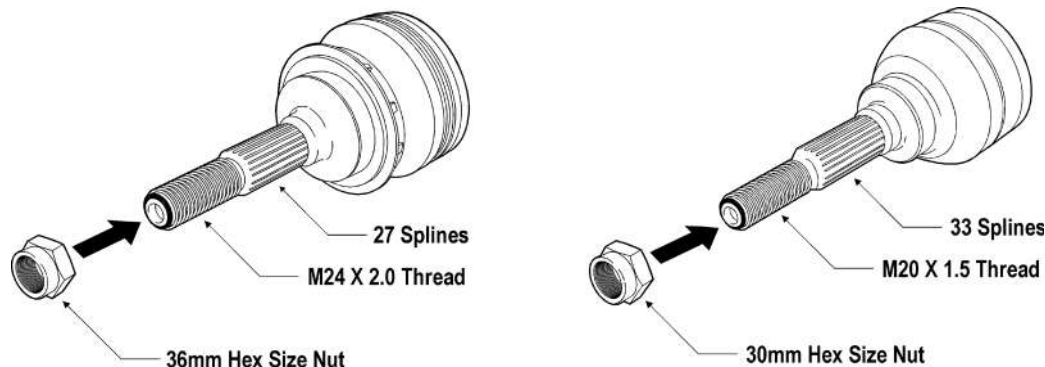
X1 xDrive 28i	13-15	Front		86-2432	86-2324
	16-18	Front		86-2265	TBA
X3	04-10	Front		86-2426	86-2389
	11-12	Front		86-2432	86-2324
	13-17	Front		86-2553	86-2375
X4	15-17	Front		86-2553	86-2324

C.V. BOOTS



MODEL	YEARS	SPECIFICATIONS	SIDE	INNER	OUTER
BMW SUV/Truck/Van (Continued)					
X5	00-06	Front		86-2319	86-2281
	07-13	Front		86-2486	86-2324
	14-17	3.0L, Front		86-2553	86-2375
		4.4L, Front		86-2486	86-2375
	00-06	Rear, A/T		86-2199	86-2199
X6	08-14	Front		86-2486	86-2324
	15-18	3.0L, Front		86-2553	86-2375
		4.4L, Front		86-2486	86-2375

Buick



Note: To determine the type of brakes on 1983-1988 G.M."A" body cars, look at the spindle threads on the outer joints. Light duty brakes have 20mm threads, while the heavy duty brakes have 24mm threads. The drawing above also shows the nut sizes in case there is any confusion. See page 6 for body style identification.

Century	1982			86-1053	86-1068
	HD Brakes	1983	"Round" Tripod Joint	86-1058	86-1059
			"Y" Tripod Joint	86-1060	86-1059
		1984		86-1060	86-1059
	1985		86-1060	86-2342	
	1986	A/T 3 Spd. & 4 Spd.	86-1060	86-2342	
	87-88	A/T 3 Spd.	86-1060	86-2342	
	LD Brakes	1983	"Round" Tripod Joint	86-1053	86-1068
			"Y" Tripod Joint	86-1056	86-1068
		1984		86-1056	86-1068
		1985		86-1056	86-2205
		86-88	A/T 3 Spd.	86-1056	86-2205
		89-92	A/T 3 Spd., (Exc. 2.5L)	86-1060	86-2342
			A/T 3 Spd., 2.5L	86-1056	86-2205
		1993	A/T 4 Spd.	86-1060	86-2342
94-96		A/T 3 Spd. & 4 Spd.	86-1060	86-2342	
97-99			86-1060	86-2342	
00-05			86-2374	86-2342	
Electra		1985	W/ Hard Thermoplastic Boots	86-1060	86-2342
	W/ Soft Neoprene Boots		86-1060	86-1059	
	86-90		86-1060	86-2342	
LaCrosse	05-07		86-2374	86-2348	
	2008	3.6L	86-2374	86-2348	
		3.8L	86-2374	86-2342	
		5.3L	86-2435	86-2397	
	2009	3.8L	86-2374	86-2342	
		5.3L	86-2435	86-2397	
	10-16		86-2479	86-2348	
LeSabre	86-95		86-1060	86-2342	
	96-97	2.84 Gear Ratio	86-1060	86-2342	
		3.06 Gear Ratio	N/A	86-2342	



C.V. BOOTS

MODEL	YEARS	SPECIFICATIONS	SIDE	INNER	OUTER	
Buick (Continued)						
LeSabre (Continued)	98-99	2.86 Gear Ratio		86-1060	86-2342	
		3.06 Gear Ratio		86-2325	86-2342	
	00-05			86-2374	86-2342	
Lucerne	06-08	3.8L		86-2374	86-2342	
		4.6L		86-2325	86-2348	
	2009	3.9L		86-2374	86-2348	
		4.6L		86-2325	86-2348	
	10-11	3.9L		86-2374	86-2348	
		4.6L		86-2325	86-2348	
Park Avenue	91-94	3.8L (Exc. Supercharged)		86-1060	86-2342	
		3.8L Supercharged		N/A	86-2342	
	95-96	3.8L, 2.84 Gear Ratio, (Exc. Supercharged)		86-1060	86-2342	
		3.8L, 3.06 Gear Ratio, (Exc. Supercharged)		N/A	86-2342	
		3.8L Supercharged		N/A	86-2342	
	97-99	3.8L, (Exc. Supercharged)		86-1060	86-2342	
	97-04	3.8L Supercharged		86-2325	86-2342	
	00-04	3.8L, (Exc. Supercharged)		86-2374	86-2342	
Reatta	88-90			86-2198	86-2342	
	1991			N/A	86-2342	
Regal	88-99			86-1060	86-2342	
	00-04			86-2374	86-2342	
	2011	2.0L		86-2486	86-2324	
		2.4L		86-2479	86-2348	
	12-16	2.0L w/Manual Transmission		86-2486	86-2324	
		2.0L w/Automatic Transmission		86-2479	86-2324	
		2.4L		86-2479	86-2348	
	2017			86-2479	86-2348	
Riviera	79-83			86-1065	N/A	
	1984	6 Cyl.	Left	86-1065	N/A	
			Right	86-1065	86-2342	
		8 Cyl.		86-1065	N/A	
	1985			86-2342	86-2342	
	86-87			86-1060	86-2342	
	88-90			86-2198	86-2342	
	91-93			N/A	86-2342	
	95-97			86-1060	86-2342	
	98-99			86-2325	86-2342	
	Skyhawk	1982	A/T, Factory A/C		86-1053	86-1068
			Exc. A/T, Factory A/C		86-1067	86-1068
83-84				86-1056	86-1068	
85-89		M/T, (Exc. Turbo or MPI)		86-1056	86-2205	
85-86		M/T, Turbo or MPI		86-1060	86-2342	
85-86		1.8L, A/T		86-1056	86-2205	
85-89		2.0L, A/T		86-1056	86-2205	
87-89		M/T Turbo		86-1060	86-2342	
Skylark		80-84	4 Cyl., A/T		86-1067	86-1068
		M/T		86-1067	86-1068	
	82-83	6 Cyl., A/T, "Round" Tripod Joint		86-1053	86-1068	
	83-84	6 Cyl., A/T, "Y" Tripod Joint		86-1056	86-1068	
	1985	4 Cyl., A/T	Left	86-2205	86-2205	
			Right	86-1067	86-2205	
		6 Cyl., A/T		86-1056	86-2205	
		4 Cyl., M/T		86-2205	86-2205	
		6 Cyl., M/T		86-1060	86-2342	
	86-90	A/T		86-1056	86-2205	
	1991	A/T		86-2230	86-2205	

C.V. BOOTS



MODEL	YEARS	SPECIFICATIONS	SIDE	INNER	OUTER
Buick (Continued)					
Skylark (Continued)	92-94	A/T 3 Spd., (Exc. 16" Aluminum Wheels)		86-2230	86-2205
	92-93	16" Aluminum Wheels		86-2230	86-2342
	94-98			86-2230	86-2205
Somerset	85-87	A/T		86-1056	86-2205
		M/T		86-1060	86-2342
Verano	12-17			86-2430	86-2348

Buick SUV/Truck/Van					
Enclave	08-17	Front		86-2464	86-2397
Encore	13-18	Front		86-2553	86-2375
Rainier	04-07			86-2374	86-2340
Rendezvous	02-03	Front		N/A	86-2375
	2004	Front, 3.4L		N/A	86-2375
		Front, 3.6L, Ultra		86-2325	86-2348
	2005	Front, 3.4L		N/A	86-2375
		Front, 3.6L, CXL Plus, Ultra		86-2437	86-2348
06-07	Front		86-2437	86-2348	
	Rear		86-2372	N/A	
Terraza	05-06	Front		86-2437	86-2348
				86-2443	86-2348
	2006	Rear		86-2372	N/A

Cadillac					
Allante	87-88			86-1060	86-2342
	89-90			86-2198	86-2342
	91-93			N/A	86-2342
ATS (AWD)	13-18	Front		86-2493	86-2375
Cimarron	1982	A/T, Factory A/C		86-1053	86-1068
		Exc. A/T, Factory A/C		86-1067	86-1068
	1983			86-1056	86-1068
	1984	W/ Hard Thermoplastic Boots		86-1056	86-2205
		W/ Soft Neoprene Boots		86-1056	86-1068
	85-86	4 Cyl., A/T		86-1056	86-2205
	1985	4 Cyl., M/T 5 Spd.		86-1056	86-2205
	85-88	6 Cyl., A/T		86-1056	86-2205
	85-86	6 Cyl., M/T 4 Spd.		86-1060	86-2342
	1986	M/T 5 Spd.		86-1056	86-2205
	1987	6 Cyl., M/T		86-1060	86-2342
1988	2.8L, M/T 5 Spd., 2nd Design I.B. Joint (Cross-Groove Type)		86-2342	86-2342	
Concours	95-97			N/A	86-2342
	98-99	Exc. Heavy Duty Suspension		N/A	86-2342
		Heavy Duty Suspension		86-2325	86-2342
CTS	03-07	Rear , 2.8L, 3.2L, 3.6L		N/A	86-2367
	04-07	Rear , 5.7L, 6.0L		N/A	86-2337
	08-13	Rear , 3.6L		N/A	86-2348
	10-13	Rear , 3.0L		N/A	86-2348
	08-13	AWD, Front		86-2431	86-2375
	2014	AWD, Coupe, Front		86-2431	86-2375
		AWD, Sedan, Front		TBA	TBA
15-18	AWD, Front		TBA	TBA	
DeVille, Fleetwood, Sixty Special	1985	W/ Hard Thermoplastic Boots		86-1060	86-2342
		W/ Soft Neoprene Boots		86-1060	86-1059
	1986			86-1060	86-2342
	1987	J41, J42 Brakes		86-1060	86-2342
JM4 Brakes			86-2198	86-2342	



C.V. BOOTS

MODEL	YEARS	SPECIFICATIONS	SIDE	INNER	OUTER	
Cadillac (Continued)						
DeVille, Fleetwood, Sixty Special (Continued)	88-90			86-2198	86-2342	
	91-92	J55 Brakes		86-1060	86-2342	
	91-93	JM4, J41 Brakes		N/A	86-2342	
	94-97			N/A	86-2342	
	98-99	Exc. Heavy Duty Suspension		N/A	86-2342	
		Heavy Duty Suspension		86-2325	86-2342	
	00-04			86-2325	86-2342	
	2005	Exc. Heavy Duty Suspension		86-2437	86-2348	
		Heavy Duty Suspension		86-2325	86-2342	
	DTS	06-11	Exc. Heavy Duty Suspension		86-2325	86-2348
		Heavy Duty Suspension		86-2325	86-2326	
Eldorado	67-78			N/A	86-1064	
	79-84			86-1065	N/A	
	1985			86-2342	86-2342	
	86-87			86-1060	86-2342	
	88-90			86-2198	86-2342	
	91-97			N/A	86-2342	
	1998			86-2325	86-2342	
	1999			N/A	86-2342	
	00-02			86-2325	86-2342	
	ELR	14-16			86-2553	86-2375
	Seville	80-84			86-1065	N/A
1985				86-2342	86-2342	
86-87				86-1060	86-2342	
88-90				86-2198	86-2342	
91-97				N/A	86-2342	
98-99				86-2325	86-2342	
00-04				86-2325	86-2342	
STS		05-11	Front		86-2431	86-2375
	05-11	Rear		N/A	86-2348	
XLR	06-09	Rear		86-2348	N/A	
XTS	13-17	Front		86-2479	86-2348	
		Rear		N/A	86-2375	
Cadillac SUV/Truck/Van						
Escalade	99-00			86-2341	86-2338	
	2001	Not Produced This Year				
	02-10			86-2341	86-2338	
	11-17			86-2580	86-2338	
SRX	04-09	Front		86-2431	86-2375	
	10-11	3.0L, Front		86-2432	86-2324	
	2012	3.6L, Front		N/A	86-2324	
	13-16	3.6L, Front		86-2486	86-2324	
	04-09	Rear		N/A	86-2348	
	10-11	Rear		N/A	86-2375	
Chevrolet/Geo						
Aveo	04-08	A/T		86-2256	86-2454	
		M/T		86-2106	86-2454	
	09-11	A/T		86-2475	86-2454	
		M/T		86-2106	86-2454	
Aveo5	07-08	A/T		86-2256	86-2454	
		M/T		86-2106	86-2454	
	09-11	A/T		86-2475	86-2454	
		M/T		86-2106	86-2454	

C.V. BOOTS



MODEL	YEARS	SPECIFICATIONS	SIDE	INNER	OUTER
Chevrolet/Geo (Continued)					
Beretta, Corsica (4 Cyl.)	87-89	A/T 3 Spd., FE3 Suspension		86-1056	86-2205
		M/T 5 Spd., Isuzu		86-1056	86-2205
	87-88	M/T 5 Spd., Muncie		86-1060	86-2342
	88-89	A/T 3 Spd., (Exc. FE3 & M/T 5 Spd.)		86-2342	86-2342
	90-95	2.2L, A/T 3 Spd.		86-1056	86-2205
		2.2L, M/T 5 Spd., Isuzu		86-1056	86-2205
	90-94	2.3L, M/T 5 Spd., Muncie		86-2342	86-2342
	1996	2.2L, A/T 3 Spd.		86-2230	86-2404
		2.2L, M/T 5 Spd., Isuzu		86-2230	86-2404
	Beretta, Corsica (6 Cyl.)	87-89	A/T, (Cross Groove Type)		86-2342
		A/T, (Tripod Type)		86-1056	86-2205
		M/T 5 Spd., Isuzu		86-1056	86-2205
		M/T 5 Spd., Muncie		86-1060	86-2342
90-91		A/T 3 Spd., FE1, F41 Suspension		86-1056	86-2205
		A/T 3 Spd., FE3 Suspension		86-2342	86-2342
		M/T		86-2342	86-2342
92-93		A/T		86-1056	86-2205
		M/T		86-2342	86-2342
94-96		3.1L, A/T 4 Spd.		86-2230	86-2342
Cavalier	1982	A/T, Factory A/C		86-1053	86-1068
		Exc. A/T, Factory A/C		86-1067	86-1068
	1983			86-1056	86-1068
	1984	A/T, W/ Hard Thermoplastic Boots		86-1056	86-2205
		A/T, W/ Soft Neoprene Boots		86-1056	86-1068
		M/T, W/ Hard Thermoplastic Boots		86-1056	86-2205
		M/T, W/ Soft Neoprene Boots		86-1056	86-1068
	85-89	4 Cyl., A/T		86-1056	86-2205
	85-94	4 Cyl., M/T		86-1056	86-2205
	85-89	6 Cyl., A/T		86-1056	86-2205
	85-86	6 Cyl., M/T		86-1060	86-2342
	87-91	6 Cyl., M/T, "Y" Shaped Inboard Joint		86-1060	86-2342
	88-94	6 Cyl., M/T, Cross-Groove Inboard Joint		86-2342	86-2205
	90-94	4 Cyl., A/T		86-1056	86-2205
		6 Cyl., A/T 3 Spd.		86-2230	86-2205
	1995	4 Cyl., A/T 3 Spd.		86-2230	86-2205
		4 Cyl., A/T 4 Spd.		86-2230	86-2342
		4 Cyl., M/T		86-2230	86-2342
	1996	A/T 3 Spd.		86-1056	86-2404
		A/T 4 Spd.		86-2230	86-2342
		2.2L, M/T		86-1056	86-2404
		2.4L, M/T		86-2230	86-2342
	1997	2.2L, A/T 3 Spd.		86-1056	86-2404
		2.2L, A/T 4 Spd.		86-1056	86-2404
		2.2L, M/T		86-1056	86-2404
		2.4L, A/T 3 Spd.		86-1056	86-2404
		2.4L, A/T 4 Spd.		86-2230	86-2342
		2.4L, M/T		86-2230	86-2342
	1998	2.2L, 2.4L, "Y" Shaped Inboard Joint		86-2230	86-2342
		2.2L, 2.4L, "Round" Shaped Inboard Joint		86-2254	86-2404
	1999	2.2L, A/T 3 Spd.		86-2254	86-2404
		2.2L, A/T 4 Spd.		86-2254	86-2404
	2.2L, M/T, "Y" Shaped Inboard Joint		86-2230	86-2342	
	2.2L, M/T, "Round" Shaped Inboard Joint		86-2254	86-2404	
	2.4L, A/T 4 Spd.		86-2230	86-2342	
	2.4L, M/T		86-2230	86-2342	
00-01	2.2L, A/T		86-2372	86-2404	



C.V. BOOTS

MODEL

YEARS

SPECIFICATIONS

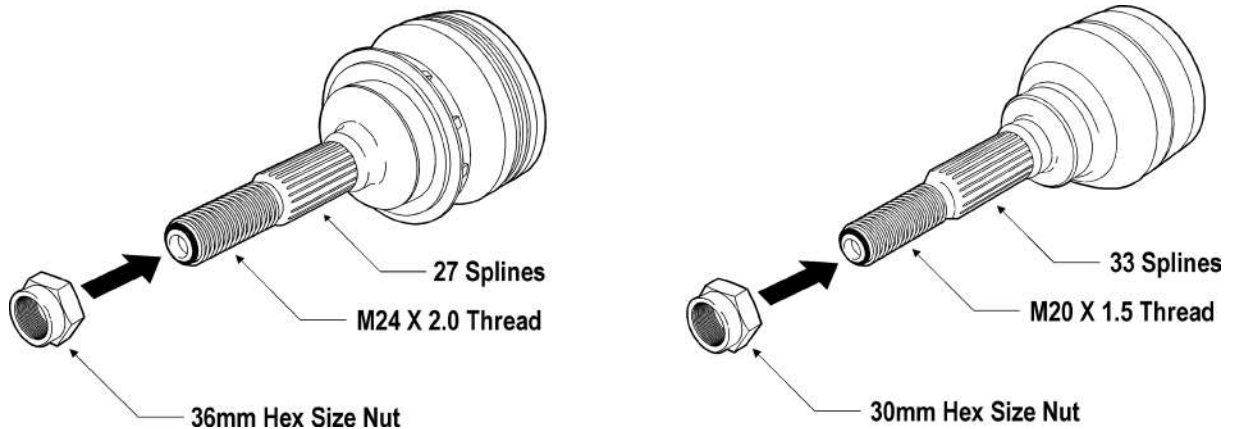
SIDE

INNER

OUTER

Chevrolet/Geo (Continued)

MODEL	YEARS	SPECIFICATIONS	SIDE	INNER	OUTER
Cavalier (Continued)	00-01	2.2L, M/T		86-2230	86-2342
		2.4L		86-2230	86-2342
	2002	2.2L (Engine VIN Code F)		86-2230	86-2342
		2.2L, A/T, (Engine VIN Code 4)		86-2372	86-2404
		2.2L, M/T, (Engine VIN Code 4)		86-2230	86-2342
		2.4L		86-2230	86-2342
	03-05			86-2230	86-2342



Note: To determine the type of brakes on 1983-1988 G.M."A" body cars, look at the spindle threads on the outer joints. Light duty brakes have 20mm threads, while the heavy duty brakes have 24mm threads. The drawing above also shows the nut sizes in case there is any confusion. See page 6 for body style identification.

Celebrity	1982			86-1053	86-1068
	HD Brakes	1983	"Round" Tripod Joint	86-1058	86-1059
			"Y" Tripod Joint	86-1060	86-1059
	1984		86-1060	86-1059	
	1985	4 Cyl., A/T 3 Spd.	86-1060	86-2342	
		6 Cyl., A/T 3 Spd.	86-1060	86-2342	
		A/T 4 Spd.	86-1060	86-2342	
		M/T	86-1060	86-2342	
	86-88	4 Cyl., A/T 3 Spd.	86-1060	86-2342	
		6 Cyl., A/T 3 Spd.	86-1060	86-2342	
A/T 4 Spd.		86-1060	86-2342		
M/T		86-1060	86-2342		
87-88	6 Cyl., M/T, "Y" Shaped Inboard Joint	86-1060	86-2342		
LD Brakes	1983	"Round" Tripod Joint	86-1053	86-1068	
		"Y" Tripod Joint	86-1056	86-1068	
	1984		86-1056	86-1068	
	85-88	4 Cyl., A/T 3 Spd.	86-1056	86-2205	
		6 Cyl., A/T 3 Spd.	86-1056	86-2205	
	85-86	A/T 4 Spd.	86-1056	86-2205	
		M/T	86-1056	86-2205	
	87-88	4 Cyl., M/T	86-1056	86-2205	
		A/T 4 Spd.	86-1060	86-2342	
	All	88-89	6 Cyl., M/T, Cross-Groove Inboard Joint	86-2342	86-2205
1989		2.8L 6 Cyl., A/T 3 Spd.	86-1060	86-2342	
89-90		2.5L 4 Cyl., A/T 3 Spd.	86-1056	86-2205	
		A/T 4 Spd.	86-1056	86-2205	
Citation	80-84	A/T	86-1067	86-1068	
		M/T	86-1067	86-1068	
	1985	4 Cyl., A/T	Left	86-2342	86-2205
			Right	86-1067	86-2205

C.V. BOOTS



MODEL	YEARS	SPECIFICATIONS	SIDE	INNER	OUTER
Chevrolet/Geo (Continued)					
Citation (Continued)	1985	4 Cyl., M/T		86-2342	86-2205
		6 Cyl., M/T		86-1060	86-2342
Classic	04-05			86-2230	86-2342
Cobalt	05-07	Exc. Supercharged		86-2443	86-2404
		Supercharged		86-2376	86-2375
	08-10			86-2443	86-2404
Corsica	See Beretta Listing				
Corvette	97-04	Rear, 5.7L		86-2348	86-2337
	05-07	Rear, 6.0L		86-2348	N/A
	06-08	Rear, 7.0L		86-2348	N/A
	08-09	Rear, 6.2L		86-2348	N/A
Cruze	11-16			86-2465	86-2404
HHR	06-11	A/T, Exc. SS		86-2473	86-2404
		M/T, Exc. SS		86-2465	86-2336
	08-10	A/T, SS, Panel SS		86-2434	86-2340
		M/T, SS, Panel SS		86-2472	86-2471
Impala	00-05			86-2374	86-2342
	2006	Exc. SS		86-2374	86-2348
		SS		86-2435	86-2397
	07-09	Exc. SS		86-2374	86-2342
		SS		86-2435	86-2397
	10-11			86-2374	86-2348
	12-13			86-2430	86-2348
14-17			86-2479	86-2348	
Impala Limited	14-16			86-2430	86-2348
Lumina	90-91	2.5L, 4 Cyl.		86-1056	86-2205
	1990	3.1L, 6 Cyl.		86-1060	86-2342
	1991	3.1L, 3.4L, 6 Cyl.		86-1060	86-2342
	1992	3.4L, 6 Cyl. H.O., M/T 5 Spd.		86-1060	86-2342
	92-93	A/T 3 Spd.		86-1056	86-2205
	92-97	A/T 4 Spd.		86-1060	86-2342
	98-99			86-1060	86-2342
	00-01			86-2374	86-2342
Malibu	97-03			86-2230	86-2342
	2004			86-2434	86-2348
	2005			86-2434	86-2340
	06-07	Exc. SS & Maxx SS		86-2434	86-2340
		SS & Maxx SS		86-2437	86-2348
	2008	Classic, 2.2L, 3.5L		86-2434	86-2340
		Hybrid		86-2434	86-2340
		LS, LT, 2.4L, 4 Spd. A/T		86-2434	86-2340
		LTZ, 2.4L, 6 Spd. A/T		86-2485	86-2404
		LT, LTZ, 3.6L		86-2443	86-2348
	2009	Hybrid		86-2434	86-2340
		LS, LT, 2.4L, 4 Spd. A/T		86-2434	86-2340
		LT, LTZ, 2.4L, 6 Spd. A/T		86-2485	86-2404
		LT, LTZ, 3.6L		86-2443	86-2348
	2010	LTZ, 2.4L		86-2485	86-2404
		LT, LTZ, 3.6L		86-2430	86-2348
	11-12	2.4L, w/MH8 (6T40) Trans.		86-2485	86-2404
w/MH2 (6T70) Trans.			86-2430	86-2348	
3.6L, w/MH8 (6T40) Trans.			86-2485	86-2404	
w/MH2 (6T70) Trans.			86-2430	86-2348	
13-15			86-2479	86-2348	
Metro	89-94			86-1187	86-1188
	1995	2 Dr.		86-1187	86-1139
		3 Dr. A/T 3 Spd.		86-1187	86-1139



C.V. BOOTS

MODEL

YEARS

SPECIFICATIONS

SIDE

INNER

OUTER

Chevrolet/Geo (Continued)

Metro (Continued)	1995	4 Dr. M/T 5 Spd.		86-2181	86-1139	
	96-97	1.0L, 3 Cyl.		86-1187	86-1139	
		1.3L, 4 Cyl. A/T		86-1187	86-1139	
		1.3L, 4 Cyl. M/T		86-2181	86-1139	
	98-99	3 Cyl.		86-1187	86-1139	
	98-01	4 Cyl., A/T		86-1187	86-1139	
4 Cyl., M/T			86-2181	86-1139		
Monte Carlo	95-99			86-1060	86-2342	
	00-05			86-2374	86-2342	
	06-07	Exc. SS		86-2374	86-2348	
		SS		86-2435	86-2397	
Nova	85-88	Exc. Twin Cam 16V		86-1193	86-1194	
	1988	A/T, Twin Cam 16V		N/A	86-1129	
		M/T, Twin Cam 16V		86-1124	86-1125	
Prizm	89-92	Exc. GSi		86-1193	86-1194	
	90-92	GSi		86-2169	86-1125	
	93-02			86-2256	86-2205	
Sonic	2012	1.4L, M/T		86-2496	86-2403	
		1.8L, A/T		86-2496	86-2403	
		1.8L, M/T		86-2496	86-2403	
	2013	1.4L, A/T		86-2493	86-2403	
		1.4L, M/T		86-2473	86-2404	
		1.8L, A/T		86-2496	86-2403	
	14-18	1.8L, M/T		86-2496	86-2403	
		1.4L, A/T		86-2493	86-2403	
		1.4L, M/T, Exc. RS		86-2496	86-2403	
		1.4L, M/T, RS		86-2473	86-2404	
		1.8L		86-2496	86-2403	
Spark	2013	A/T		86-2495	86-2453	
		M/T		86-2495	86-2453	
	14-15	A/T		86-2554	86-2453	
		M/T		86-2495	86-2453	
	16-18			86-2475	86-2403	
Spark EV	14-16			86-2554	86-2453	
Spectrum	85-86			86-2131	86-1016	
	87-89	M/T		86-2131	86-1016	
		Turbo		86-1038	86-1042	
	88-89	A/T	Left		86-2131	86-1016
Right				86-2121	86-1134	
Sprint	85-88			86-1187	86-1188	
Storm	90-92	A/T, (Exc. GSi)	Left		86-2132	86-1156
			Right		86-2193	86-2193
		A/T, GSi	Left		86-2194	86-1047
			Right		86-2131	86-2180
		M/T, (Exc. GSi)	Left		86-2131	86-1156
			Right		86-2193	86-2193
		M/T, GSi			86-1038	86-1047
			1993	A/T	Left	
	Right				86-2193	86-2193
		M/T, (Exc. CA Emission System)	Left		86-2131	86-1156
			Right		86-2193	86-2193
M/T, (CA Emission System)		Left		86-2131	86-1156	
		Right		86-2193	86-2193	
Volt	11-15			86-2486	86-2375	
	16-17			TBA	TBA	

C.V. BOOTS



MODEL	YEARS	SPECIFICATIONS	SIDE	INNER	OUTER
Chevrolet/Geo SUV/Truck/Van					
Astro (AWD)	90-96	Front		86-2342	86-2326
	90-92	Prop Shaft, (Fits Both Ends)		N/A	86-2204
	97-04	Front		86-2374	86-2326
Avalanche	07-10			86-2341	86-2338
	11-13			86-2580	86-2338
Avalanche 1500	02-06			86-2341	86-2338
Avalanche 2500	02-06			86-2341	86-2207
Blazer (4WD) (Full Size)	92-94	Front		86-2240	86-2326
Colorado (4WD)	04-12			86-2397	86-2397
	13-14	Not Produced for North America These Years			
	15-16			86-2353	86-2340
Captiva Sport	2012	Front, 2.4L	Left	86-2407	86-2375
			Right	86-2468	86-2375
	13-15	Front		86-2464	86-2397
			Left	86-2407	86-2375
			Right	86-2468	86-2375
Equinox	05-07	Front		86-2407	86-2375
	08-09	Front, 3.4L		86-2407	86-2375
		Front, 3.6L		N/A	86-2397
	10-12	Front, 2.4L		86-2465	86-2336
		Front, 3.0L		86-2464	86-2397
	13-17	Front, 2.4L		86-2465	86-2336
		Front, 3.6L		86-2430	86-2348
05-06	Rear		N/A	86-2453	
Express Van (AWD)	03-14	1500		86-2241	86-2348
K1500 Pickup (4WD)	88-89			86-2240	86-2342
	90-97			86-2240	86-2326
	98-99			86-2341	86-2326
				86-2341	86-2326
K1500 Suburban	92-93			86-2240	86-2326
	94-97	5.7L, Gas Engine		86-2240	86-2326
	95-97	6.5L, Diesel Engine		86-2207	86-2207
	98-99	5.7L, Gas Engine		86-2341	86-2326
		6.5L, Diesel Engine		86-2342	86-2207
K2500 Pickup (4WD)	88-89	7200 lb. GVW		86-2240	86-2342
		8600 lb. GVW		86-2207	86-2207
	90-97	7200 lb. GVW		86-2240	86-2326
		8600 lb. GVW		86-2207	86-2207
	1998	7200 lb. GVW		86-2341	86-2326
	98-99	8600 lb. GVW		86-2342	86-2207
	2000			86-2342	86-2207
K2500 Suburban	92-97			86-2207	86-2207
	98-99			86-2342	86-2207
K3500 Pickup (4WD)	88-97			86-2207	86-2207
	98-00			86-2342	86-2207
Lumina, Venture	90-99	APV		86-1060	86-2342
	00-05	APV		86-2374	86-2342
Luv Pickup (4WD)	79-82	Front		86-1048	86-1047
S10 Pickup, T10 Blazer (4WD)	83-84	Front		86-1065	N/A
	85-96	Front		86-2119	86-2342
	97-04	Front		86-2374	86-2340
Silverado 1500 (4WD)	99-10			86-2341	86-2338
	11-17			86-2580	86-2338
Silverado 1500 HD (4WD)	2001	Crew Cab		86-2342	86-2207
		Exc. Crew Cab		86-2341	86-2338
	02-03			86-2342	86-2207
	2004	Not Produced This Year			
	05-07			86-2342	86-2207



C.V. BOOTS

MODEL	YEARS	SPECIFICATIONS	SIDE	INNER	OUTER
Chevrolet/Geo SUV/Truck/Van (Continued)					
Silverado 2500 (4WD)	99-04			86-2342	86-2207
Silverado 2500 HD (4WD)	01-10			86-2342	86-2207
	11-16			86-2338	86-2207
Silverado 3500 (4WD)	01-07			86-2342	86-2207
Silverado 3500 HD (4WD)	07-10			86-2342	86-2207
	11-16			86-2338	86-2207
Silverado SS (AWD)	03-05			86-2341	86-2338
Suburban 4WD	15-17			86-2580	86-2338
Suburban 1500 (4WD)	00-10			86-2341	86-2338
	11-14			86-2580	86-2338
Suburban 2500 (4WD)	00-10			86-2342	86-2207
	11-13			86-2338	86-2207
Tahoe (4WD)	95-97	5.7L, Gas Engine		86-2240	86-2338
		6.5L, Diesel Engine, 2 Dr.		86-2240	86-2338
		6.5L, Diesel Engine, 4 Dr.		86-2207	86-2207
	98-99	5.7L, Gas Engine		86-2341	86-2338
		6.5L, Diesel Engine, 2 Dr.		86-2341	86-2338
		6.5L, Diesel Engine, 4 Dr.		86-2342	86-2207
	00-13			86-2341	86-2336
14-17			86-2580	86-2338	
Tracker	89-98			86-2131	86-1156
	99-04			86-2131	86-2386
TrailBlazer (4WD)	02-09	Front		86-2374	86-2340
Traverse	09-17	Front		86-2430	86-2348
Trax	17-18	Front		86-2372	86-2375
Uplander (AWD)	05-06	Front		86-2437	86-2348
	07-08	Front		86-2443	86-2348
	2006	Rear		86-2372	N/A

Chevrolet (Mexico Vehicles) - See GM Mexico

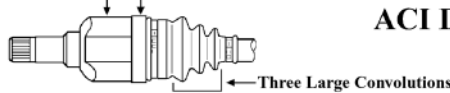
CHRYSLER AXLE IDENTIFICATION



Notes

Four different makes and various configurations of front axles can be found on these domestic built vehicles. Through 1983 GKN and Citroen axles were used. In 1984 an ACI axle was added to these two, then in 1986 a Saginaw axle was added. In 1988 GKN introduced a "Closed Housing" along with the "Open Housing" that they had been using since 1979. In 1991 the Saginaw axles for Chrysler vehicles underwent a design change, the inboard joints were now "Y" shaped instead of round. 1991 also saw a change in GKN as they introduced a hard thermoplastic boot on the outboard joint as well as a plastic cap on the inboard joint. Some of 92-93 models came equipped with GKN design axles on the right side and Saginaw design axles on the left side. The boots for these four makes and various configurations of axles are not interchangeable. To make sure of selecting the correct parts, carefully study the drawings which will allow you to easily identify which axle and boot is fitted to the car being worked on.

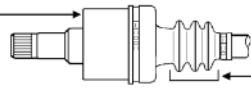
One Piece Extruded Housing Metal Housing Cap



ACI Design



Welded Housing Three Small Convolutions



Citroen Design



Open Tulip with Long Housing Cover Two Small Convolutions

O.D. of Housing is 2.875", 2.900" or 3.050"

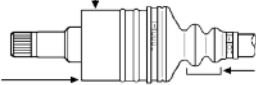


79-89 GKN Design (Small)



Open Tulip with Long Housing Cover Two Small Convolutions

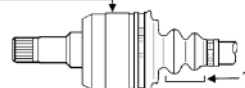
O.D. of Housing is 3.340"



87-90 GKN Design (Open Tulip I.B. Joint)



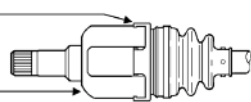
O.D. of Housing is 3.560" Two Small Convolutions



88-90 GKN Design (Closed Tulip I.B. Joint)



Plastic Housing Cap 'Y' Shaped I.B. Joint

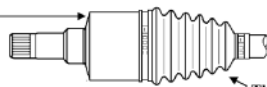


91-99 GKN Design

Thermoplastic Boots



Round I.B. Housing Thermoplastic Boot (L/Side)

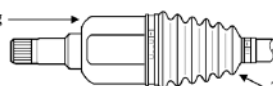


86-90 Saginaw Design

Thermoplastic Boot



'Y' Shaped I.B. Housing Thermoplastic Boot (L/Side)



91-99 Saginaw Design

Thermoplastic Boot





C.V. BOOTS

MODEL	YEARS	SPECIFICATIONS	SIDE	INNER	OUTER		
Chrysler							
200	11-14	2.4L with 4 Spd. A/T		86-2487	86-2290		
		2.4L with 6 Spd. A/T		86-2513	86-2579		
		3.6L		86-2513	86-2579		
	15-16	2.4L		86-2544	86-2579		
		3.6L		86-2546	86-2579		
300 (AWD)	05-17	Front		86-2451	86-2454		
300M	99-04	Exc. Special		86-2265	86-2342		
	02-04	Special		86-2325	86-2342		
Cirrus	95-99			86-2215	86-2342		
	2000			86-2241	86-2255		
	93-04			86-2265	86-2342		
Concorde	1987	w/o Intercooler		86-1115	86-1115		
Conquest	88-89	w/ Intercooler		86-2127	86-1170		
				86-2178	86-2161		
	1984			86-1076	86-1052		
E-Class	ACI	1984	2.2L		86-1076	86-1052	
		Citroen	83-84	2.2L, 2.6L, (Exc. Turbo)	Left	86-1079	86-1080
	Right				86-1081	86-1080	
		1984	2.2L Turbo		86-1079	86-1080	
	GKN	83-5/83	2.2L	Left	86-1070	86-1074	
				Right	86-1072	86-1074	
		6/83-84	2.2L	Left	86-1073	86-1074	
				Right	86-1075	86-1074	
	1983	2.6L	Left	86-1070	86-1074		
			Right	86-1072	86-1074		
Imperial	GKN	1990		86-2188	86-2285		
		Saginaw	1990		86-1193	86-2205	
	1991		3.3L		86-2215	86-2342	
	91-93		3.8L		86-2215	86-2342	
Laser	ACI	84-86	2.2L		86-1076	86-1052	
		Citroen	84-86	2.2L, 2.5L, (Exc. Turbo)	Left	86-1079	86-1080
	Right				86-1081	86-1080	
	Turbo				86-1079	86-1080	
	GKN	84-86	2.2L, (Exc. Turbo)	Left	86-1073	86-1074	
				Right	86-1075	86-1074	
		85-86	2.2L Turbo		86-1070	86-1074	
		1986	2.5L	Left	86-1070	86-1074	
				Right	86-1072	86-1074	
	Saginaw	1986			86-1193	86-2205	
	LeBaron	ACI	1984	2.2L, (To 10/20/83)		86-1076	86-1074
			84-88	2.2L, (From 10/21/83)		86-1076	86-1052
		Citroen	82-87	2.2L, 2.5L, 2.6L, (Exc. Turbo)	Left	86-1079	86-1080
Right					86-1081	86-1080	
2.2L Turbo					86-1079	86-1080	
GKN		82-5/83	2.2L	Left	86-1070	86-1074	
				Right	86-1072	86-1074	
		6/83-86	2.2L, 2.5L	Left	86-1073	86-1074	
				Right	86-1075	86-1074	
		1986	2.2L Turbo		86-1070	86-1074	
		1987	2.2L	Left	N/A	86-1074	
				Right	86-1075	86-1074	
			2.2L Turbo		N/A	86-1074	
	2.5L		86-2187	86-2285			
1988	2.5L Turbo		86-2187	86-2285			
Saginaw	86-88	2.2L, 2.5L		86-1193	86-2205		
	1988	2.2L, Turbo		86-1193	86-2205		

C.V. BOOTS



MODEL YEARS SPECIFICATIONS SIDE INNER OUTER

Chrysler (Continued)

LeBaron GTS	ACI	85-89.....2.2L			86-1076.....	86-1052
	Citroen	85-87.....2.2L, 2.6L, (Exc. Turbo)	Left.....		86-1079.....	86-1080
			Right		86-1081.....	86-1080
			2.2L, Turbo.....		86-1079.....	86-1080
	GKN	85-86.....2.2L, 2.5L	Left.....		86-1073.....	86-1074
			Right		86-1075.....	86-1074
		1986.....2.2L Turbo.....		86-1070.....	86-1074	
		1987.....2.2L	Left.....	N/A.....	86-1074	
			Right	86-1075.....	86-1074	
			2.2L Turbo.....	N/A.....	86-1074	
			2.5L.....	86-2187.....	86-2285	
		1988.....2.2L Turbo.....		86-2187.....	86-2285	
		88-89.....2.5L Closed Design Inboard Joint		86-2188.....	86-2285	
			2.5L Open Design Inboard Joint.....	86-2187.....	86-2285	
	1989.....2.2L, 2.5L Turbo.....		86-2188.....	86-2285		
Saginaw	86-89.....2.2L, 2.5L, (Exc. Turbo)		86-1193.....	86-2205		
			86-1193.....	86-2205		
	1988.....2.2L, Turbo.....		86-1193.....	86-2205		
	1989.....2.5L, Turbo.....		86-1193.....	86-2205		
LeBaron 2 Door and Convertible	GKN	1990.....2.5L (Exc. Turbo)		86-2187.....	86-2285	
			2.2L, 2.5L, Turbo.....	86-2188.....	86-2285	
	1992.....2.5L, 3.0L, A/T.....		86-2151.....	86-2237		
	92-93.....2.5L, A/T, Turbo.....		86-2151.....	86-2237		
	1992.....2.5L, M/T, Turbo.....	Right	86-2151.....	86-2263		
		92-93.....3.0L, M/T	Right	86-2151.....	86-2263	
	1993.....3.0L, A/T.....		86-2151.....	86-2263		
	1994.....3.0L	Left.....	86-2151.....	86-2263		
		Right	86-1028.....	86-2263		
	Saginaw	1990.....2.5L, 3.0L EFI, Turbo		86-1193.....	86-2205	
			1991.....2.5L, A/T.....	Left.....	N/A.....	86-2340
			Right	86-2218*	86-2340	
			2.5L, 3.0L, M/T	86-2215.....	86-2340	
			2.5L, M/T, Turbo.....	86-2215.....	86-2340	
			2.5L, A/T, Turbo.....	86-2215.....	86-2340	
		3.0L, A/T.....	86-2215.....	86-2340		
1992.....2.5L, M/T, Turbo.....		Left.....	86-2215.....	86-2340		
92-93.....3.0L, M/T		Left.....	86-2215.....	86-2340		
<i>Note: Some 92-93 Models came equipped with GKN design axles on the right side and Saginaw design axles on the left side.</i>						
LeBaron Sedan	GKN	1990.....2.2L	Left.....	N/A.....	86-1074	
			Right	86-1075.....	86-1074	
			2.5L, Open Design Inboard Joint.....	86-2187.....	86-2285	
		2.5L, Turbo.....	86-2188.....	86-2285		
		3.0L, Closed Design Inboard Joint	86-2188.....	86-2285		
	1991.....2.5L, M/T		86-2151.....	86-2263		
		2.5L, 2.5L Turbo, 3.0L, A/T	86-2151.....	86-2263		
	92-93.....2.5L, M/T	Right	86-2151.....	86-2237		
	1992.....2.5L, M/T, Turbo.....	Right	86-2151.....	86-2263		
		2.5L, 2.5L Turbo, 3.0L, A/T	86-2151.....	86-2237		
	1993.....2.5L, A/T.....		86-2151.....	86-2237		
	93-94.....3.0L, A/T.....		86-2151.....	86-2263		
	Saginaw	1990.....2.2L EFI, 2.5L, Turbo		86-1193.....	86-2205	
			92-93.....2.5L, M/T	Left.....	86-2215.....	86-2342
		1992.....2.5L M/T, Turbo.....	Left.....	N/A.....	86-2205	
<i>Note: Some 92-93 models came equipped with GKN design axles on the right side and Saginaw design axles on the left side.</i>						
LHS	94-97.....			86-2265.....	86-2205	
	1998.....	Not Produced This Year				
	99-01.....			86-2265.....	86-2205	



C.V. BOOTS

MODEL

YEARS

SPECIFICATIONS

SIDE

INNER

OUTER

Chrysler (Continued)

Limo	Citroen	1985	Left.....	86-1079	86-1080	
			Right	86-1081	86-1080	
	GKN	1985	Left	86-1070	86-1074	
			Right	86-1072	86-1074	
New Yorker	ACI	1984	2.2L, (To 10/20/83)	86-1076	86-1074	
		84-87	2.2L, (From 10/21/83)	86-1076	86-1052	
	Citroen	83-87	2.2L, 2.5L, 2.6L, (Exc. Turbo)	Left.....	86-1079	86-1080
				Right	86-1081	86-1080
		84-87	2.2L Turbo.....	86-1079	86-1080	
	GKN	83-5/83	2.2L	Left.....	86-1070	86-1074
				Right	86-1072	86-1074
		6/83-86	2.2L, 2.6L	Left.....	86-1073	86-1074
				Right	86-1075	86-1074
		1987	2.2L	Left.....	N/A	86-1074
				Right	86-1070	86-1074
		1987	2.5L	86-2187	86-2285	
			2.2L Turbo.....	N/A	86-1074	
		1988	2.2L Turbo.....	86-2187	86-2285	
			3.0L	86-2187	86-2285	
	1989	3.0L	86-2188	86-2285		
Saginaw	86-87	2.2L	86-1193	86-2205		
	86-88	2.2L Turbo.....	86-1193	86-2205		
	91-93	3.3L	86-2215	86-2342		
	94-96		86-2265	86-2342		
Prowler	01-02	Rear	86-2265	86-2342		
PT Cruiser	01-02		86-2388	86-2375		
	2003	Exc. Turbo.....	86-2388	86-2375		
		Turbo	86-2282	86-2375		
	2004	Exc. Turbo.....	86-2388	86-2389		
		Turbo	86-2282	86-2375		
	05-09	Exc Turbo.....	86-2388	86-2375		
		Turbo	86-2282	86-2375		
Sebring (Exc. Conv.)	95-99	2.0L	86-2154	86-2205		
		2.5L	86-2157	86-2205		
	2000	2.5L	86-2157	86-2397		
	2001	3.0L	86-2157	86-2397		
	02-05	Coupe, 2.4L.....	86-2154	86-2397		
		Coupe, 3.0L.....	86-2157	86-2397		
	02-06	Sedan	86-2241	86-2290		
	07-08	2.4L, 2.7L, Sedan.....	86-2432	86-2290		
		3.5L	86-2513	86-2397		
	09-10	2.4L with 4 Spd. A/T	86-2432	86-2290		
		2.7L with 6 Spd. A/T	86-2513	86-2579		
	3.6L	86-2513	86-2579			
Sebring Conv.	96-01		86-2241	86-2255		
	02-06		86-2241	86-2290		
	2007	Not Produced This Year				
	08-10	2.4L, 2.7L	86-2432	86-2290		
	3.5L	86-2513	86-2579			
TC by Maserati	89-90		86-2188	86-2285		

Note: Part number 86-2218 listed in **boldface** with **asterisk (*)** indicate boot is made of silicone material. This is for heat resistance due to close proximity to heat sources.

Chrysler SUV/Truck/Van

Aspen (4WD)	07-09	Front	86-2430	86-2340
Grand Voyager	2000	Front	86-2241	86-2340

C.V. BOOTS



MODEL	YEARS	SPECIFICATIONS	SIDE	INNER	OUTER
Chrysler SUV/Truck/Van (Continued)					
Pacifica (2WD)	04-05			86-2241	86-2340
	2006			86-2241	86-2389
	07-08			86-2241	86-2348
	09-16	Not Produced These Years			
	17-18			TBA	TBA
Pacifica (AWD)	04-05	Front		86-2241	86-2340
	2006	Front		86-2241	86-2389
	07-08	Front		86-2241	86-2348
	04-06	Rear		86-2376	86-2389
Town & Country (2WD)	90-91			86-2187	86-2285
	92-95			86-2151	86-2285
	96-99			86-2241	86-2263
	00-04			86-2241	86-2340
	05-07			86-2241	86-2324
	08-10			86-2443	86-2340
	11-16			86-2479	86-2584
Town & Country (AWD)	1991	Front		86-2188	86-2285
	92-95	Front	Left	86-2151	86-2285
			Right	86-2188	86-2285
	96-99	Front		86-2241	86-2263
	00-04	Front		86-2241	86-2340
Voyager	00-03			86-2241	86-2340

Chrysler (Mexico Vehicles)

Cirrus	96-00		Left	86-2353	86-2290
			Right	86-2241	86-2290
	01-06			TBA	86-2589
	07-10	2.4L	Left	86-2601	86-2107
			Right	86-2600	86-2107
07-10	3.5L		TBA	86-2594	
Dart	82-88	With Solid Center Bar	Left	86-1070	86-1186
			Right	86-2500	86-1186
		With Tubular Center Bar	Left	86-1070	86-1186
			Right	86-1072	86-1186
Grand Voyager	91-95	A/T	Right	86-2600	TBA
LeBaron	83-87	Exc. Turbo, w/Solid Center Shaft	Left	86-1070	86-1186
			Right	86-2500	86-1186
		Exc. Turbo, w/Tubular Center Shaft	Left	86-1070	86-1186
			Right	86-1072	86-1186
		Turbo	86-1070	86-1186	
Magnum	84-89	Exc. Turbo, w/Solid Center Shaft	Left	86-1070	86-1186
			Right	86-2500	86-1186
		Exc. Turbo, w/Tubular Center Shaft	Left	86-1070	86-1186
			Right	86-1072	86-1186
		Turbo	86-1070	86-1186	
Neon	94-99		Left	86-2314	86-2255
			Right	86-2270	86-2255
	00-05		Left	86-2376	86-2389
			Right	86-2388	86-2389
New Yorker	84-90	Exc. Turbo, w/Solid Center Shaft	Left	86-1070	86-1186
			Right	86-2500	86-1186
		Exc. Turbo, w/Tubular Center Shaft	Left	86-1070	86-1186
			Right	86-1072	86-1186
				Turbo	86-1070
91-94			86-2108	86-1186	
Phantom	87-90	Exc. Turbo, w/Solid Center Shaft	Left	86-1070	86-1186
			Right	86-2500	86-1186



C.V. BOOTS

MODEL	YEARS	SPECIFICATIONS	SIDE	INNER	OUTER
-------	-------	----------------	------	-------	-------

Chrysler (Mexico Vehicles) (Continued)

Phantom (Continued)	87-90	Exc. Turbo, w/Tubular Center Shaft	Left	86-1070	86-1186
			Right	86-1072	86-1186
	91-94	Exc. Import Design	Turbo	86-1070	86-1186
			Import Design	86-2108	86-1186
PT Cruiser	01-10	Exc. Turbo		86-2194	86-2389
	03-06	Turbo		N/A	86-2389
Shadow	88-89	Exc. Turbo, w/Solid Center Shaft	Left	86-1070	86-1186
			Right	86-2500	86-1186
	90-94	Exc. Turbo, w/Tubular Center Shaft	Left	86-1070	86-1186
			Right	86-1072	86-1186
	90-94	Exc. Import Design	Turbo	86-1070	86-1186
			Import Design	86-2108	86-1186
Spirit	1990	Exc. Turbo, w/Solid Center Shaft	Left	86-1070	86-1186
			Right	86-2500	86-1186
	91-94	Exc. Turbo, w/Tubular Center Shaft	Left	86-1070	86-1186
			Right	86-1072	86-1186
	91-94	Exc. Import Design	Turbo	86-1070	86-1186
			Import Design	86-2108	86-1186
Stratus	96-97	Exc. A/T, 3 Spd.	Left	86-2353	86-2290
			Right	86-2241	86-2290
	98-99	A/T, 3 Spd.	Left	86-2353	86-2290
			Right	86-2108	86-2290
	98-99	A/T, 3 Spd.	Left	86-2241	86-2290
			Right	86-2353	86-2290
Volare	82-88	Exc. Turbo, w/Solid Center Shaft	Left	86-1070	86-1186
			Right	86-2500	86-1186
	91-94	Exc. Turbo, w/Tubular Center Shaft	Left	86-1070	86-1186
			Right	86-1072	86-1186
Voyager	91-95	A/T	Right	86-2600	TBA
	96-00	A/T		86-2241	86-2290

Daewoo

Lanos	99-01	A/T, (From Ch. #333923)		86-2131	86-2205
			M/T	86-2106	86-2205
Leganza	99-01	A/T, (To Ch. #220250)		86-1140	86-2159
			M/T	86-1140	86-2205
Nubira	00-01	A/T		86-2354	86-2205
			M/T	86-1140	86-2205

Daihatsu

Charade	88-92	1.0L		86-1187	86-1139
	89-92	1.3L		86-2234	86-1134

Daihatsu SUV/Truck/Van

Rocky	90-92			N/R	86-1197
--------------	-------	--	--	-----	---------

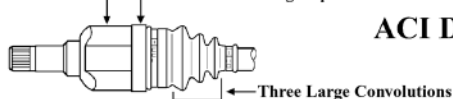
DODGE AXLE IDENTIFICATION



Notes

Four different makes and various configurations of front axles can be found on these domestic built vehicles. Through 1983 GKN and Citroen axles were used. In 1984 an ACI axle was added to these two, then in 1986 a Saginaw axle was added. In 1988 GKN introduced a "Closed Housing" along with the "Open Housing" that they had been using since 1979. In 1991 the Saginaw axles for Chrysler vehicles underwent a design change, the inboard joints were now "Y" shaped instead of round. 1991 also saw a change in GKN as they introduced a hard thermoplastic boot on the outboard joint as well as a plastic cap on the inboard joint. Some 1992 models came equipped with GKN design axles on the right side and Saginaw design axles on the left side. The boots for these four makes and various configurations of axles are not interchangeable. To make sure of selecting the correct parts, carefully study the drawings which will allow you to easily identify which axle and boot is fitted to the car being worked on.

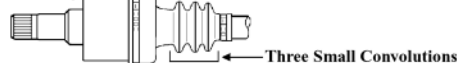
One Piece Extruded Housing → Metal Housing Cap



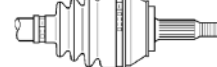
ACI Design



Welded Housing →

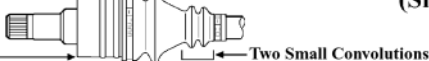


Citroen Design



Open Tulip with Long Housing Cover →

O.D. of Housing is 2.875", 2.900" or 3.050"

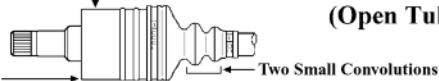


79-89 GKN Design (Small)



Open Tulip with Long Housing Cover →

O.D. of Housing is 3.340"



87-90 GKN Design (Open Tulip I.B. Joint)



O.D. of Housing is 3.560"



88-90 GKN Design (Closed Tulip I.B. Joint)



Plastic Housing Cap →

'Y' Shaped I.B. Joint →



91-99 GKN Design

Thermoplastic Boots →



Round I.B. Housing →

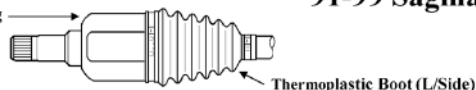


86-90 Saginaw Design

Thermoplastic Boot →



'Y' Shaped I.B. Housing →



91-99 Saginaw Design

Thermoplastic Boot →





C.V. BOOTS

MODEL

YEARS

SPECIFICATIONS

SIDE

INNER

OUTER

Dodge

024		79-80	A/T	Left	86-1073	86-1074	
				Right	86-1075	86-1074	
				M/T	Left	86-1082	86-1074
					Right	N/A	86-1074
	81-82	1.7L, Bolt on Inner Joint	Left	86-1082	86-1074		
			Right	N/A	86-1074		
		1.7L, Plug in Inner Joint	Left	86-1073	86-1074		
			Right	86-1075	86-1074		
		2.2L	Left	86-1070	86-1074		
			Right	86-1072	86-1074		

400	ACI	1983	2.2L		86-1076	86-1052
	Citroen	82-83	2.2L, 2.6L	Left	86-1079	86-1080
				Right	86-1081	86-1080
	GKN	82-5/83	2.2L	Left	86-1070	86-1074
				Right	86-1072	86-1074
		6/83-83	2.2L	Left	86-1073	86-1074
				Right	86-1075	86-1074
		82-83	2.6L	Left	86-1070	86-1074
				Right	86-1072	86-1074

600	ACI	1984	2.2L, (To 10/20/83)		86-1076	86-1074
					86-1076	86-1052
	Citroen	83-87	2.2L, 2.5L, 2.6L, (Exc. Turbo)	Left	86-1079	86-1080
				Right	86-1081	86-1080
			2.2L Turbo		86-1079	86-1080
	GKN	83-5/83	2.2L	Left	86-1070	86-1074
				Right	86-1072	86-1074
		6/83-86	2.2L, 2.6L, (Exc. Turbo)	Left	86-1073	86-1074
				Right	86-1075	86-1074
		1986	2.2L Turbo		86-1070	86-1074
		1987	2.2L, (Exc. Turbo)	Left	N/A	86-1074
				Right	86-1075	86-1074
		1988	2.5L, (Exc. Turbo)		86-2187	86-2285
				2.2L Turbo		86-2187
		Saginaw	86-88	2.2L		86-1193
	2.2L Turbo					86-1193

Aries	ACI	1984	2.2L, (To 10/20/83)		86-1076	86-1074
					86-1076	86-1052
	Citroen	81-87	2.2L, 2.5L, 2.6L, (Exc. Turbo)	Left	86-1079	86-1080
				Right	86-1081	86-1080
			2.2L Turbo		86-1079	86-1080
	GKN	81-5/83	2.2L	Left	86-1070	86-1074
				Right	86-1072	86-1074
		6/83-86	2.2L, 2.5L	Left	86-1073	86-1074
				Right	86-1075	86-1074
		1987	2.2L, 2.5L	Left	N/A	86-1074
				Right	86-1075	86-1074
		1986	2.2L Turbo		86-1070	86-1074
		1987	2.2L Turbo		N/A	86-1074
		1988	2.2L Turbo		86-2187	86-2285
		88-89	2.5L, Open Design Inboard Joint		86-2187	86-2285
	1989	2.2L	Left	N/A	86-1074	
			Right	86-1075	86-1074	
			2.5L, Closed Design Inboard Joint		86-2188	86-2285
	Saginaw	86-89	2.2L, 2.5L, (Exc. Turbo)		86-1193	86-2205
				1988	2.2L Turbo	

C.V. BOOTS



MODEL	YEARS	SPECIFICATIONS	SIDE	INNER	OUTER	
Dodge (Continued)						
Avenger	95-99	2.0L		86-2154	86-2205	
		2.5L		86-2157	86-2205	
	2000	2.5L		86-2157	86-2397	
	01-07	Not Produced These Years				
	08-10			86-2342	86-2290	
	11-14	2.4L w/4 Spd. A/T		86-2432	86-2290	
		2.4L w/6 Spd. A/T		86-2513	86-2579	
		3.6L		86-2513	86-2579	
Caliber	07-09	Exc. Turbo		86-2468	86-2336	
	10-12	2.0L		86-2468	86-2336	
	10-11	2.4L		86-2468	86-2336	
	07-08	AWD, Rear		86-2510	TBA	
Challenger AWD	17-18	Front		86-2451	86-2454	
Charger	Citroen	85-87	Turbo		86-1079	86-1080
		86-87	2.2L, HP	Left	86-1079	86-1080
				Right	86-1081	86-1080
	GKN	83-5/83	2.2L	Left	86-1070	86-1074
				Right	86-1072	86-1074
		6/83-87	1.6L, 2.2L, (Exc. HP)	Left	86-1073	86-1074
				Right	86-1075	86-1074
		86-87	2.2L, HP	Left	86-1073	86-1074
				Right	86-1075	86-1074
		07-18	AWD (Front Axles)		86-2451	86-2454
Colt	79-84	Exc. Turbo		86-2131	86-1033	
	81-84	Turbo		86-1038	86-1042	
	85-86	A/T, M/T 5 Spd., (Exc. Turbo)		86-1034 ^①	86-1028	
				86-1036	86-1028	
		Turbo		86-1038	86-2153	
	87-88	Exc. Turbo		86-1036	86-1028	
				86-2194	86-2153	
	1989	1.5L, DOHC		86-1036	86-1028	
	89-8/1/89	1.6L, A/T	Left	86-2154	86-2153	
			Right	86-1038	86-2153	
	1989	1.6L, M/T		86-2154	86-2153	
	90-92	1.5L, Mitsubishi Design ^②		86-1036	86-1028	
	1990	1.6L, A/T	Left	86-2153	86-2153	
			Right	86-2154	86-2153	
		1.6L, M/T		86-2154	86-2153	
91-92	1.5L, NTN Design ^②		86-2132	86-1156		
93-94	1.5L, Mitsubishi Design ^②		86-2131	86-2385		
			86-2132	86-2255		
			86-2131	86-2255		
Colt Vista (2WD)	84-87			86-1038	86-1042	
	88-91		Left	86-2194	86-2153	
Right			86-1038	86-2153		
Colt Vista (AWD)	85-91	Front		86-1115	86-2149	
	85-91	Rear		86-1016	86-2131	
Conquest	1984			86-1115	86-1115	
	85-86	w/o Intercooler		86-1115	86-1115	
		w/ Intercooler		86-2127	86-1170	
Dart	13-16	1.4L, A/T		86-2494	86-2255	
			Left	86-2468	86-2255	
			Right	86-2494	86-2255	
		2.0L, 2.4L		86-2494	86-2255	

① **Note:** Two different types of boots can be fitted to 85-86 Colts. The part number of the boot being removed can be found alongside the large clamp end. If this part number is MB175851, use boot 86-1034; if the part number is MB175859 or MB297454, use boot 86-1036.

② **Note:** To determine between Mitsubishi and NTN type of axles, simply note the color of the outboard joint. Mitsubishi axles have the outer joint painted "BLACK", while NTN outer joints are painted "GREEN".



C.V. BOOTS

MODEL		YEARS	SPECIFICATIONS	SIDE	INNER	OUTER
Dodge (Continued)						
Daytona	ACI	1984	2.2L, (To 10/20/83)		86-1076	86-1074
		84-88	2.2L, (From 10/21/83)		86-1076	86-1052
	Citroen	84-87	2.2L, 2.5L, (Exc. Turbo)	Left	86-1079	86-1080
				Right	86-1081	86-1080
			2.2L Turbo		86-1079	86-1080
	GKN	84-87	2.2L	Left	86-1073	86-1074
				Right	86-1075	86-1074
		1986	2.2L Turbo		86-1072	86-1074
				2.5L	Left	86-1070
				Right	86-1072	86-1074
		1987	2.2L Turbo		N/A	86-1074
		1988	2.2L Turbo		86-2187	86-2285
		88-90	2.5L		86-2187	86-2285
		89-90	2.2L Turbo		86-2188	86-2285
		Saginaw	86-90	Exc. Turbo		86-1193
2.2L Turbo	86-1193				86-2205	
91-93	2.5L, 3.0L M/T			86-2215	86-2340	
			2.5L M/T, Turbo	86-2215	86-2340	
	2.5L A/T, (Exc. Turbo)		Left	N/A	86-2205	
Right			86-2218*	86-2205		
	3.0L, 2.5L A/T Turbo		86-2215	86-2340		
Dynasty	GKN	1988	3.0L		86-2187	86-2285
		89-90	2.5L, 3.0L		86-2188	86-2285
	Saginaw	89-90	2.5L		86-1193	86-2205
		91-93	2.5L	Left	N/A	86-2205
		Right	86-2218*	86-2205		
		3.0L, 3.3L		86-2215	86-2340	
Intrepid		93-04			86-2265	86-2342
Journey		09-10	2.4L		86-2487	86-2290
			Front, 3.5L		86-2513	86-2324
		11-16	2.4L		86-2487	86-2290
			Front, 3.6L		86-2513	86-2579
		09-10	Rear , 3.5L		86-2376	86-2389
		11-15	Rear , 3.6L		86-2376	86-2389
Lancer	ACI	85-89	2.2L		86-1076	86-1052
	Citroen	85-87	2.2L (Exc. Turbo)	Left	86-1079	86-1080
				Right	86-1081	86-1080
			2.2L Turbo		86-1079	86-1080
	GKN	85-86	2.2L, (Exc. Turbo)	Left	86-1073	86-1074
				Right	86-1075	86-1074
		1986	2.2L Turbo		86-1070	86-1074
		1987	2.2L, (Exc. Turbo)	Left	N/A	86-1074
				Right	86-1075	86-1074
			2.2L Turbo		N/A	86-1074
			2.5L		86-2187	86-2285
		1988	2.2L Turbo		86-2187	86-2285
		88-89	2.5L, Closed Design Inboard Joint		86-2188	86-2285
				2.5L, Open Design Inboard Joint	86-2187	86-2285
	1989	2.2L, 2.5L Turbo		86-2188	86-2285	
Saginaw	86-89	2.2L, 2.5L		86-1193	86-2205	
Magnum	05-08	Front, AWD		86-2451	86-2454	
Monaco	90-92			86-2151	86-2152	
Neon	95-99			86-2270	86-1052	
	00-02			86-2388	86-2389	
	03-04	Exc. SRT-4		86-2388	86-2389	
			SRT-4	86-2282	86-2375	

C.V. BOOTS



MODEL		YEARS	SPECIFICATIONS	SIDE	INNER	OUTER
Dodge (Continued)						
Neon (Continued)		2005	Exc. SRT-4		86-2388	86-2389
			SRT-4		86-2388	86-2375
Omni	ACI	89-90			86-1076	86-1052
	Citroen	85-87	Turbo		86-1079	86-1080
		86-87	2.2L HP	Left	86-1079	86-1080
				Right	86-1081	86-1080
	GKN	78-80	A/T	Left	86-1073	86-1074
				Right	86-1075	86-1074
			M/T	Left	86-1082	86-1074
				Right	N/A	86-1074
		81-83	1.7L, Bolt on Inner Joint	Left	86-1082	86-1074
				Right	N/A	86-1074
			1.7L, Plug in Inner Joint	Left	86-1073	86-1074
				Right	86-1075	86-1074
		81-5/83	2.2L	Left	86-1070	86-1074
				Right	86-1072	86-1074
		6/83-86	1.6L, 2.2L, (Exc. Turbo or HP)	Left	86-1073	86-1074
				Right	86-1075	86-1074
		1986	2.2L HP	Left	86-1073	86-1074
				Right	86-1075	86-1074
	GKN	87-90	A/T	Left	N/A	86-1074
				Right	86-1075	86-1074
			M/T	Left	86-1073	86-1074
				Right	86-1075	86-1074
Rampage		82-5/83		Left	86-1070	86-1074
				Right	86-1072	86-1074
		6/83-84		Left	86-1073	86-1074
				Right	86-1075	86-1074
Shadow	ACI	87-90	2.2L		86-1076	86-1052
	Citroen	1987	2.2L, (Exc. Turbo)	Left	86-1079	86-1080
				Right	86-1081	86-1080
			Turbo		86-1079	86-1080
	GKN	87-90	2.2L	Left	N/A	86-1074
				Right	86-1075	86-1074
			2.2L Turbo, 2.5L Turbo		86-2188	86-2285
			2.5L, (Exc. Turbo)		86-2187	86-2285
	Saginaw	87-90	2.2L, 2.5L EFI, 2.5L, A/T Turbo		86-1193	86-2205
				Right	86-1193	86-2205
			2.5L, M/T Turbo		86-1193	86-2205
		91-94	2.2L, 2.5L, A/T	Left	N/A	86-2205
				Right	86-2218*	86-2205
			2.2L, 2.5L, M/T		86-2215	86-2342
		91-92	2.5L Turbo		86-2215	86-2342
		92-94	3.0L		86-2215	86-2342
Spirit	GKN	89-90	2.5L EFI		86-2187	86-2285
			3.0L EFI		86-2188	86-2285
			2.5L Turbo		86-2188	86-2285
		1991	2.5L EFI, 2.5L Turbo, 3.0L EFI, A/T		86-2151	86-2263
			2.5L EFI, M/T		86-2151	86-2263
			2.2L, M/T Turbo		86-2151	86-2237
		1992	2.5L Turbo, 3.0L EFI, A/T		86-2151	86-2342
			2.2L, 2.5L Turbo, M/T	Right	86-2151	86-2342
		92-93	2.5L EFI, A/T		86-2151	86-2237
			2.5L EFI, M/T	Right	86-2151	86-2342
		93-94	3.0L, A/T		86-2151	86-2342
		1994	2.5L, A/T	Left	86-2151	86-2237
				Right	86-1028	86-2237



C.V. BOOTS

MODEL	YEARS	SPECIFICATIONS	SIDE	INNER	OUTER
-------	-------	----------------	------	-------	-------

Dodge (Continued)

Spirit (Continued)	Saginaw	89-90.....2.5L EFI, 2.5L Turbo, A/T.....		86-1193.....	86-2205
		2.5L Turbo, M/T.....		86-1193.....	86-2205
	1992.....	2.2L, 2.5L Turbo, M/T.....	Left.....	N/A.....	86-2340
	92-93.....	2.5L EFI, M/T.....	Left.....	86-2215.....	86-2340
<i>Note: Some 92-93 models came equipped with GKN design axles on the right side and Saginaw design axles on the left side.</i>					
Stealth		91-92.....		86-2202.....	86-1014
		93-96.....		86-2202.....	86-2342
Stealth ES		91-92.....		N/A.....	86-2160
		93-96.....	Left.....	N/A.....	86-2342
			Right.....	86-2202.....	86-2342
Stealth RT		91-92.....		N/A.....	86-2160
		93-96.....	Left.....	N/A.....	86-2342
			Right.....	86-2202.....	86-2342
Stealth RT Turbo		91-92.....	Front.....	N/A.....	86-1014
		93-96.....	Front.....	Left.....	86-2202.....
				Right.....	N/A.....
		91-96.....	Rear	86-2202.....	86-1115
		96-99.....		86-2215.....	86-2342
Stratus		00-06.....	Sedan.....	86-2241.....	86-2290
		01-05.....	Coupe, 2.4L.....	86-2154.....	86-2397
			Coupe, 3.0L.....	86-2157.....	86-2397

Note: Part number 86-2218 listed in boldface with asterisk () indicate boot is made of silicone material. This is for heat resistance due to close proximity to heat sources.*

Dodge SUV/Truck/Van

Caravan, Grand Caravan (2WD)	84-87.....	Citroen.....	Left.....	86-1079.....	86-1080	
			Right.....	86-1081.....	86-1080	
	87-91.....	2.5L, 3.0L, 3.3L, GKN.....		86-2187.....	86-2285	
	92-95.....	3.0L, 3.3L, A/T.....		86-2151.....	86-2285	
	1994.....	ATE Electric Motor Conversion.....	Left.....	86-2188.....	86-2285	
			Right.....	86-2187.....	86-2285	
	96-99.....	Exc. 2.4L.....		86-2241.....	86-2263	
			2.4L.....	86-2151.....	86-2237	
	00-04.....			86-2241.....	86-2340	
	05-07.....			86-2241.....	86-2324	
08-18.....			86-2479.....	86-2584		
Caravan, Grand Caravan (AWD)	1991.....	Front.....		86-2188.....	86-2285	
	92-95.....	Front, 3.0L, 3.3L.....	Left.....	86-2151.....	86-2285	
			Right.....	86-2188.....	86-2285	
	1996.....	Not Produced This Year				
	97-99.....	Front, Exc. 2.4L.....		86-2241.....	86-2263	
			Front, 2.4L.....	N/A.....	86-2237	
	00-04.....	Front.....		86-2241.....	86-2340	
Dakota (4WD)	87-90.....			86-1152.....	86-2285	
	91-99.....			86-2342.....	86-2342	
	00-04.....			86-2373.....	86-2340	
	2005.....			86-2441.....	86-2340	
	06-09.....	Exc. Off Road Package.....		86-2441.....	86-2340	
			Off Road Package.....	86-2430.....	86-2340	
	2010.....	Exc. TRX4.....		86-2441.....	86-2340	
			TRX4.....	86-2430.....	86-2340	
	Durango (4WD)	98-99.....			86-2342.....	86-2342
		00-03.....			86-2373.....	86-2340
04-09.....				86-2430.....	86-2340	
2010.....		Not Produced This Year				

C.V. BOOTS



MODEL	YEARS	SPECIFICATIONS	SIDE	INNER	OUTER
Dodge SUV/Truck/Van (Continued)					
Durango (4WD) (Continued)	11-15	3.6L		TBA	TBA
		5.7L		86-2432	86-2340
Nitro (4WD)	07-11	Front		86-2348	86-2340
Raider	87-89			86-1115	86-1018
Ram 50 (4WD), Power Ram	83-89			86-1115	86-1018
	90-91	2.4L		86-1115	86-2156
		3.0L		86-2161	86-1018
	1992			86-2156	86-2156
1993			86-1115	86-1018	
Ram 1500 Pickup (4WD)	03-05			86-2459	86-2207
	06-11			86-2373	86-2326

Dodge (Mexico Vehicles)

Attitude	06-11			86-2194	86-2599
	2012			86-2194	TBA
Atos	01-04	M/T		86-2316	86-2121
	05-12	M/T		86-2194	TBA
Avenger	08-09	3.5L, A/T		TBA	86-2594
	08-10	2.0L, M/T	Right	86-2600	86-2107
	08-14	2.4L, A/T	Left	86-2601	86-2107
			Right	86-2600	86-2107
Caliber	07-12	M/T	Left	86-2600	86-2156
			Right	86-2136	86-2156
Grand Voyager	96-07			TBA	86-2589
i10	12-14	M/T	Left	86-2234	86-2411
Journey	09-10	3.5L, A/T		TBA	86-2594
	09-17	2.4L, A/T	Left	86-2601	86-2107
			Right	86-2600	86-2107
Neon	00-05			86-2194	TBA
Stratus	98-06	Incl. R/T		TBA	86-2589
Voyager	96-07			TBA	86-2589

Eagle

Medallion	88-89			86-1110	86-1101
Premier	89-92			86-2151	86-2152
Summit	1989	1.5L, DOHC		86-1036	86-1028
		1.6L, A/T	Left	86-2154	86-2153
			Right	86-1038	86-2153
		1.6L, M/T		86-2154	86-2153
	90-92	1.5L, Mitsubishi Design ©		86-1036	86-1028
	1990	1.6L, A/T	Left	86-2153	86-2153
			Right	86-2154	86-2153
		1.6L, M/T		86-2154	86-2153
	91-92	1.5L, NTN Design ©		86-2132	86-1156
	93-96	1.5L, Mitsubishi Design ©		86-2131	86-2385
1.5L, NTN Design ©			86-2132	86-2255	
1.8L		86-2131	86-2255		
Summit Wagon (2WD)	92-96	1.8L		86-2131	86-2255
	92-94	2.4L, A/T		86-2157	86-2255
		2.4L, M/T		86-2157	86-2205
95-96	2.4L		86-2157	86-2205	
Summit Wagon (AWD)	92-94	Front, 1.8L		86-2131	86-2255
		Front, 2.4L		86-2154	86-2255
	95-96	Front		86-2154	86-2255
	92-96	Rear		86-1003	86-1038

© **Note:** To determine between Mitsubishi and NTN type of axles, simply note the color of the outboard joint. Mitsubishi axles have the outer joint painted "BLACK", while NTN outer joints are painted "GREEN".



C.V. BOOTS

MODEL	YEARS	SPECIFICATIONS	SIDE	INNER	OUTER
-------	-------	----------------	------	-------	-------

Eagle (Continued)

Talon (2WD)	90-92			86-2157	86-2159
	93-94	1.8L, NTN Design ①		86-2154	86-2153
		1.8L, NSK Design ①		86-2131	86-2180
	1993	2.0L, (Exc. Turbo)	Left	86-1140	86-2159
			Right	86-2157	86-2159
		2.0L Turbo, NSK Design ①		86-1140	86-2180
	93-94	2.0L Turbo NTN Design ①		86-2157	86-2159
	1994	2.0L, (Exc. Turbo)		86-2157	86-2159
	95-98	DOHC, (Exc. Turbo)		86-2154	86-2255
				86-2157	86-2397
				86-2157	86-2397
				86-2157	86-2397

① **Note:** To determine between NSK & NTN axles, the manufacturer will be molded into the outboard boot just above the large band as well as being stamped into outboard joint.

Talon (AWD)	90-91	Front		86-2154	86-2153
			Left	86-2154	86-2153
	92-93	Front	Right	86-2154	86-2180
			Left	86-2154	86-2153
	1994	Front	Right	86-2131	86-2180
	95-98	Front		86-2154	86-2397
				86-1038	86-1003
	92-94	Rear		86-2154	86-2158
	95-98	Rear, (Exc. Limited Slip Differential)		86-2132	86-1038
			Rear, Limited Slip Differential	86-2154	86-1038

Vision	93-97			86-2265	86-2342
--------	-------	--	--	---------	---------

Fiat

128	72-79			86-1147	86-1149
Strada	79-81	M/T		86-1146	86-1149
X1/9, Bertone	74-78	Rear		86-1147	N/A
	79-83	Rear		86-1146	86-1146

Fiat (Mexico Vehicles)

Palio	08-12			86-2521	TBA
-------	-------	--	--	---------	-----

Ford

Aspire	94-97	A/T		86-2234	86-2144
		M/T		86-2234	86-2182
C-Max	13-18			86-2432	86-2375
Contour	95-00	2.0L, 4 Cyl.		86-2282	86-2336
				86-2283	86-2324
				86-2282	86-2324
Escort	81-85	Exc. Turbo		86-1051	86-1052
				86-2108	86-2107
	84-1/85	Turbo		86-1051	86-1052
				86-1051	86-1052
	86-88	Diesel		86-1051	86-1052
				86-1051	86-1052
	86-89	Gas	Left	86-1051	86-1052
			Right	86-1076	86-1052
	1990		Left	86-1051	86-1052
			Right	86-1076	86-1052
	91-96			86-1076	86-1052
	97-02			86-2314	86-2255
EXP	82-85	Exc. Turbo		86-1051	86-1052
				86-2108	86-2107
Festiva	88-93	A/T		86-2132	86-2182
		M/T		86-2181	86-2182

C.V. BOOTS



MODEL	YEARS	SPECIFICATIONS	SIDE	INNER	OUTER	
Ford (Continued)						
Fiesta	78-80			86-2106	86-1052	
	11-13			86-2498	86-2455	
	2014	1.0L		TBA	TBA	
		1.6L, (To 2/28/14)		86-2498	86-2455	
		1.6L, A/T (From 2/28/14, Exc. Turbo)		86-2481	86-2455	
		1.6L, M/T (From 2/28/14, Exc. Turbo)		86-2459	86-2455	
		1.6L, Turbo	Left	86-2550	86-2575	
			Right	86-2551	86-2583	
	15-17	1.0L		86-2549	86-2389	
		1.6L, A/T		86-2481	86-2455	
		1.6L, M/T		86-2549	86-2389	
		1.6L, Turbo	Left	86-2550	86-2575	
			Right	86-2551	86-2583	
	Five Hundred	05-07	Front		86-2470	86-2324
	Focus	00-03	A/T		86-2376	86-2375
		M/T, (IB5 Trans. Code)		N/A	86-2383	
		M/T, (MTX75 Trans. Code)		N/A	86-2377	
2004				N/A	86-2383	
2005				86-2376	86-2383	
06-07				86-2376	86-2375	
08-11		A/T		86-2493	86-2375	
		M/T		86-2494	86-2404	
13-14		A/T		86-2493	86-2375	
		M/T		TBA	TBA	
2015		Hybrid		86-2493	86-2375	
		2.0L, A/T		86-2493	86-2375	
		2.0L/ M/T		TBA	TBA	
16-18		Hybrid		86-2493	86-2375	
		2.0L, A/T		86-2493	86-2375	
		2.0L/ M/T		TBA	TBA	
		2.3L		TBA	TBA	
Fusion		06-09	Front, A/T		86-2438	86-2375
		Front, M/T		86-2313	86-2336	
	10-12	2.5L, Hybrid		86-2552	TBA	
		2.5L, A/T (Exc. Hybrid)		86-2552	86-2404	
		2.5L, M/T		86-2494	86-2389	
	10-12	3.0L		86-2494	86-2389	
		3.0L		86-2494	86-2389	
		3.5L		86-2466	86-2348	
	2013	1.6L, A/T		86-2486	86-2375	
		1.6L, M/T		TBA	TBA	
		2.0L, Turbo		86-2513	86-2342	
		2.5L		86-2486	86-2375	
	2014	1.5L		86-2486	86-2375	
		1.6L, A/T		86-2486	86-2375	
		1.6L, M/T		86-2486	86-2375	
	2014	2.0L, Turbo		86-2513	86-2342	
		2.5L		86-2486	86-2375	
	15-16	1.5L		86-2486	86-2375	
		2.0L, Turbo		86-2513	86-2342	
		2.5L		86-2486	86-2375	
	2017	1.5L		86-2486	86-2375	
		2.0L, Turbo		86-2513	86-2342	
		2.0L (Exc. Turbo)		86-2486	86-2375	
	2.5L		86-2486	86-2375		
2018	1.5L		86-2486	86-2375		
	2.0L, Turbo		86-2513	86-2342		
	2.0L (Exc. Turbo)		86-2486	86-2375		
	2.5L		86-2486	86-2375		



C.V. BOOTS

MODEL

YEARS

SPECIFICATIONS

SIDE

INNER

OUTER

Ford (Continued)

Probe	89-92	2.2L, A/T, (Exc. Turbo)		86-1021	86-2164
		2.2L, A/T Turbo		86-2136	86-2164
		2.2L, M/T, (Exc. Turbo)		86-2133	86-1022
		2.2L, M/T Turbo		86-2135	86-2164
	90-92	3.0L, A/T		86-2163	86-2164
	3.0L, M/T		86-2135	86-2164	
93-97	2.0L, 2.5L, A/T		86-2241	86-2226	
	2.0L, M/T		86-1140	86-2159	
	2.5L, M/T		86-2231	86-2164	
Taurus	86-87	2.5L 4 Cyl.		86-2108	86-2107
		3.0L 6 Cyl., AXOD, "Round" Tripod Joint		86-2108	86-2107
		3.0L 6 Cyl., T & C, "Y" Tripod Joint		86-2111	86-2107
	88-89	2.5L 4 Cyl.		86-2108	86-2107
		3.0L 6 Cyl., AXOD, "Round" Tripod Joint		86-2108	86-2107
		3.0L 6 Cyl., T & C, "Y" Tripod Joint		86-2111	86-2107
	1990	3.8L 6 Cyl.		86-2108	86-2107
		2.5L 4 Cyl.		86-2108	86-2290
		3.0L 6 Cyl., AXOD, "Round" Tripod Joint		86-2108	86-2107
		3.0L 6 Cyl., T & C, "Y" Tripod Joint		86-2111	86-2107
		3.8L 6 Cyl.		86-2108	86-2107
		1991	2.5L 4 Cyl.		86-2108
		3.0L 6 Cyl., AXOD, "Round" Tripod Joint		86-2108	86-2290
		3.0L 6 Cyl., T & C, "Y" Tripod Joint		86-2111	86-2290
		3.8L 6 Cyl.		86-2108	86-2107
	1992	3.0L 6 Cyl., AXOD, "Round" Tripod Joint		86-2108	86-2290
		3.0L 6 Cyl., T & C, "Y" Tripod Joint		86-2111	86-2290
		3.8L 6 Cyl. (To 6/92)		86-2108	86-2290
		3.8L 6 Cyl. (From to 6/92)	Left	86-2241	86-2290
			Right	86-2108	86-2290
	93-95	3.0L 6 Cyl., AXOD, "Round" Tripod Joint		86-2108	86-2290
		3.0L 6 Cyl., T & C, "Y" Tripod Joint		86-2111	86-2290
		3.8L 6 Cyl.	Left	86-2241	86-2290
			Right	86-2108	86-2290
96-07	3.0L		86-2111	86-2290	
08-12	Front		86-2470	86-2579	
13-17	Front, 2.0L		86-2430	86-2558	
	Front, 3.5L		86-2470	86-2579	
Taurus SHO	89-95	3.0L 6 Cyl.		86-2108	86-2290
	93-94	3.2L 6 Cyl.		86-2108	86-2290
	1995	3.2L 6 Cyl.		86-2315	86-2290
	96-99	3.4L 8 Cyl.		86-2315	86-2290
	10-18	Front		86-2466	86-2397
Taurus X	08-09	Front		86-2470	86-2324
Tempo	84-3/85	Exc. M/T 5 Spd.		86-1051	86-1052
	1984	M/T 5 Spd.		86-2108	86-2107
	3/85-91	Exc. 85-86 H.O. & Diesel		86-1051	86-1052
	3/85-86	M/T 5 Spd., H.O. Eng.		86-2108	86-2107
	85-86	Diesel		86-1051	86-1052
	92-94	2.3L	Left	86-1051	86-2255
			Right	86-1076	86-2255
		3.0L	Left	86-2108	86-2290
		Right	86-2107	86-2290	
Thunderbird (7.5" Ring Gear)	88-92			86-2397	86-2397
	93-97	3.8L		86-2289	86-2290
	94-97	4.6L		N/A	86-2290
Thunderbird (8.8" Ring Gear)	1993	5.0L		N/A	86-2348
	93-97	3.8L, 4.6L, A/T		N/A	86-2348
		3.8L, M/T	Left	N/A	86-2348

C.V. BOOTS



MODEL	YEARS	SPECIFICATIONS	SIDE	INNER	OUTER
Ford (Continued)					
ZX2	98-99			86-2132	86-2255
	00-03	A/T		86-2314	86-2255
		M/T		86-2132	86-2255

Ford SUV/Truck/Van

Aerostar	90-97	3.27 Gear Ratio		N/A	86-2243
	90-8/91	3.73 Gear Ratio		N/A	86-2243
	9/91-97	3.73 Gear Ratio		86-1084	86-2243
Bronco II (4WD)	85-88	Prop Shaft, (Fits Both Ends)		N/A	86-2204
Edge AWD	07-14	Front		86-2466	86-2348
	15-18	Front, 2.0L		TBA	TBA
		Front, 2.7L		86-2555	86-2579
		Front, 3.5L		TBA	TBA
Edge FWD	07-14			86-2466	86-2348
	15-18	2.0L		86-2555	86-2575
		2.7L		TBA	TBA
		3.5L		86-2555	86-2575
Escape	01-04	Front, 2.0L, A/T		86-2282	86-2375
		Front, 2.0L, M/T		86-2290	86-2375
		Front, 3.0L		86-2282	86-2375
	2005	Front, 2.3L, A/T		86-2432	86-2375
		Front, 2.3L, M/T		86-2290	86-2375
		Front, 3.0L, A/T, (Round 'Y' Shaped Inboard)		86-2282	86-2375
	06-08	Front, 3.0L, A/T, (Flat 'Y' Shaped Inboard)		86-2432	86-2375
		Front, 2.3L, A/T		86-2432	86-2375
		Front, 2.3L, M/T		86-2290	86-2375
	09-12	Front, 3.0L		86-2282	86-2375
		Front, 2.5L, A/T		86-2432	86-2375
		Front, 2.5L, M/T		86-2290	86-2375
	13-16	Front, 3.0L		86-2432	86-2375
		Front, 1.6L		86-2555	86-2579
		Front, 2.0L		86-2555	86-2558
		Front, 2.5L		86-2555	86-2579
	17-18	Front, 1.5L		86-2555	86-2579
		Front, 2.0L		TBA	TBA
		Front, 2.5L		86-2555	86-2579
	01-04	Rear		86-2254	86-2255
	05-08	Rear		86-2254	86-2254
	Expedition (4WD)	97-02	Front		86-2338
03-17		Front		86-2340	86-2338
Explorer (4WD)	95-05	Front		86-2327	86-2337
	06-10	Front		86-2469	86-2324
	11-15	Front, 3.5L, w/o Turbo, with Trailer Tow Package		86-2430	86-2579
		Front, 3.5L, w/o Turbo w/o Trailer Tow Package		86-2430	86-2558
	13-15	Front, 3.5L, Turbo		86-2430	86-2579
		Front, 3.7L		86-2430	86-2579
	16-18	Front, 2.3L		86-2430	86-2579
		Front, 3.5L		86-2430	86-2579
Front, 3.7L			86-2430	86-2579	
Explorer (FWD)	11-15	3.5L, w/o Turbo, w/ Trailer Tow Package		86-2430	86-2579
		3.5L, w/o Turbo w/o Trailer Tow Package		86-2430	86-2558
	12-15	2.0L		86-2430	86-2558
	13-15	3.5L, Turbo		86-2430	86-2579
		3.7L		86-2430	86-2579
	16-18	2.3L		86-2430	86-2579
		3.5L		86-2430	86-2579
3.7L			86-2430	86-2579	



C.V. BOOTS

MODEL	YEARS	SPECIFICATIONS	SIDE	INNER	OUTER
Ford SUV/Truck/Van (Continued)					
Explorer Sport Trac (4WD)	01-05	Front		86-2327	86-2337
	2006	Not Produced This Year			
	07-10	Front		86-2469	86-2324
F-150 (4WD)	97-02			86-2338	86-2338
	03-18			86-2340	86-2338
F-250 (4WD)	97-99			86-2338	86-2338
Flex (2WD)	09-18	Front		86-2430	86-2579
Flex (AWD)	09-18	Front (Exc. Turbo)		86-2430	86-2579
		Front, Turbo		86-2466	86-2397
Freestar	04-07			86-2432	86-2375
Freestyle	05-07	Front		86-2470	86-2324
Ranger (4WD)	98-03			86-2327	86-2337
	04-11			86-2469	86-2324
Transit Connect	10-13			86-2432	86-2324
Windstar	1995			86-2241	86-2290
	96-01			86-2108	86-2290
	02-03		Left	86-2290	86-2290
				Right	86-2108

Ford (Mexico Vehicles)

Aerostar	91-95	A/T, 4.0L	Left	86-1084	TBA
Courier	01-12	M/T	Left	86-2194	86-2599
			Right	TBA	86-2599
Cougar	89-91	Rear		86-2108	86-2107
Ecosport	04-07	2.0L, M/T		TBA	86-2375
Escape	01-07			N/A	86-2107
	05-07	3.0L, A/T	Left	86-2601	86-2107
Fiesta	03-07	M/T	Left	86-2194	86-2599
			Right	TBA	86-2599
	08-10	M/T		TBA	86-2599
Figgo	16-18			86-2510	TBA
Focus	00-05	A/T		86-2376	86-2389
		M/T		N/A	86-2377
	12-15			86-2493	TBA
Ghia	1991	A/T		86-2500	86-2595
	92-94	A/T	Left	86-2290	86-2290
			Right	86-2108	86-2290
Ikon	01-05	M/T		86-2501	86-1052
Ka	01-08	w/ 21 Spline Hub	Left	86-2194	86-1076
	01-08	w/ 20 Spline Hub		N/A	86-2411
	01-08	M/T	Left	86-2194	86-2599
			Right	TBA	86-2599
Mondeo	00-04	2.5L, M/T		N/A	86-2276
Taurus	88-91	A/T		86-2108	86-2107
Thunderbird	89-91	Rear		86-2108	86-2107
Topaz	84-91			86-2500	86-2595
	92-94		Left	86-2255	86-2290
			Right	86-1051	86-2290
Transit	10-11	M/T (6 Spd)		86-2518	TBA
Windstar	95-03	3.8L, A/T	Left	86-2600	86-2107
			Right	86-2601	TBA

General Motors (Mexico Vehicles)

Astra	01-04	M/T		86-1076	86-2412
	07-08			TBA	86-2107
Aveo	08-18	w/ ABS		86-2194	86-2403
	08-18	w/o ABS		86-2194	TBA

C.V. BOOTS



MODEL	YEARS	SPECIFICATIONS	SIDE	INNER	OUTER
General Motors (Mexico Vehicles) (Continued)					
Captiva	08-12	2.4L, A/T		TBA	86-2107
Cavalier	90-98			86-2108	86-2107
Cavalier Z24	92-98			86-2108	86-2107
Celebrity	82-88			86-2500	86-1186
Century	83-88			86-2500	86-1186
	90-97			86-2108	86-2107
Century SS	83-88			86-2500	86-1186
Chevy	96-03	M/T		86-1070	86-2255
	00-03			TBA	86-2596
	06-12			TBA	86-2596
Citation	82-88			86-2500	86-1186
Corsa	02-08	1.4L, M/T		86-1052	TBA
	03-08	1.8L, M/T		TBA	86-2596
Cruze	10-12	A/T	Left	86-2202	TBA
			Right	86-2601	TBA
Cutlass	90-97			86-2108	86-2107
Cutlass Eurosport	91-97			86-2108	86-2107
G3	07-09	w/ ABS		86-2194	86-2403
	07-09	w/o ABS		86-2194	TBA
Malibu	97-03		Right	86-2136	TBA
Matiz	04-05			TBA	86-2121
Meriva	04-06	w/o ABS		TBA	86-2375
	04-08	w/ ABS		TBA	86-2562
Optra	06-10	M/T		TBA	86-2107
Sonic	12-17	1.6L, M/T	Left	86-2601	86-2389
	2018	1.6L, M/T		TBA	86-2389
Spark	11-18	M/T		86-2237	TBA
Sunfire	97-05			86-2601	TBA
Tornado	04-08	M/T		TBA	86-2596
Vectra	03-05	2.2L		N/A	86-2412
X-11	86-88			86-2500	86-1186
Zafira	02-05	M/T		86-1076	TBA

Geo (See Chevrolet)

GMC SUV/Truck/Van

Acadia (AWD)	07-16	Front		86-2464	86-2397
Acadia Limited	2017	Front		86-2464	86-2397
Canyon (4WD)	04-12			86-2397	86-2397
	13-14	Not Produced for North America These Years			
	15-16			86-2353	86-2340
Envoy (4WD)	02-09			86-2374	86-2340
K1500 Pickup (4WD)	88-89			86-2240	86-2342
	90-97			86-2240	86-2326
	98-99			86-2341	86-2326
K2500 Pickup (4WD)	88-89	7200 lb. GVW		86-2240	86-2342
		8600 lb. GVW		86-2207	86-2207
	90-97	7200 lb. GVW		86-2240	86-2326
		8600 lb. GVW		86-2207	86-2207
	1998	7200 lb. GVW		86-2341	86-2326
	98-99	8600 lb. GVW		86-2342	86-2207
	2000			86-2342	86-2207
K3500 Pickup (4WD)	88-97			86-2207	86-2207
	98-00			86-2342	86-2207
S15, Jimmy, Sonoma	83-84			86-1065	N/A
Syclone, Typhoon (4WD)	85-96			86-2119	86-2342
	97-04			86-2374	86-2340



C.V. BOOTS

MODEL

YEARS

SPECIFICATIONS

SIDE

INNER

OUTER

GMC SUV/Truck/Van (Continued)

Safari (AWD)	90-96		86-2342	86-2326
	97-04		86-2374	86-2326
	90-92	Prop Shaft, (Fits Both Ends)	N/A	86-2204
Savana 1500 (AWD)	03-14		86-2241	86-2348
Sierra 1500 (4WD)	99-10		86-2341	86-2338
	11-17		86-2580	86-2338
Sierra 1500 HD (4WD)	2001	Crew Cab	86-2342	86-2207
		Exc. Crew Cab	86-2341	86-2338
	02-03		86-2342	86-2207
	2004	Not Produced This Year		
	05-07		86-2342	86-2207
Sierra 2500 (4WD)	99-04		86-2342	86-2207
Sierra 2500 HD (4WD)	01-10		86-2342	86-2207
	11-17		86-2338	86-2207
Sierra 3500 (4WD)	01-07		86-2342	86-2207
Sierra 3500 HD (4WD)	07-10		86-2342	86-2207
	11-17		86-2338	86-2207
Sierra Denali (4WD)	02-10		86-2341	86-2338
Suburban 1500 (4WD)	92-93		86-2240	86-2326
	94-97	5.7L, Gas Engine	86-2240	86-2326
		6.5L, Diesel Engine	86-2207	86-2207
	98-99	5.7L, Gas Engine	86-2341	86-2326
		6.5L, Diesel Engine	86-2342	86-2207
Suburban 2500 (4WD)	92-97		86-2207	86-2207
	98-99		86-2342	86-2207
Terrain	10-12	2.4L	86-2465	86-2336
		3.0L	86-2464	86-2397
	13-17	2.4L	86-2465	86-2336
		3.6L	86-2430	86-2348
Yukon (4WD)	92-94		86-2240	86-2326
	95-97	5.7L, Gas Engine	86-2240	86-2326
		6.5L, Diesel Engine, 2 Dr.	86-2240	86-2326
		6.5L, Diesel Engine, 4 Dr.	86-2207	86-2207
	98-10		86-2341	86-2338
	11-17		86-2580	86-2338
Yukon XL 1500 (4WD)	00-10		86-2341	86-2338
	11-14		86-2580	86-2338
Yukon XL 2500 (4WD)	00-10		86-2342	86-2207
	11-13		86-2338	86-2207

Honda

Accord	76-80		86-1027	86-1028	
	1981		86-1029	86-1030	
	82-83		Left	86-1031	86-1032
			Right	86-1029	86-1030
	84-85	Carburetor	Left	86-1031	86-1032
			Right	86-1029	86-1030
		Fuel Injection	Left	86-1144	86-1182
			Right	86-2124	86-2145
	86-89		Left	86-1183	86-1182
			Right	86-2124	86-1181
	90-99		86-2124	86-2148 ①	
	00-02		86-2124	86-2352	
	03-07	4 Cyl., A/T		86-2233	86-2404
		4 Cyl., M/T		86-2124	86-2352
		6 Cyl.		86-2124	86-2352



WARNING: Cancer and Reproductive Harm

C.V. BOOTS



MODEL	YEARS	SPECIFICATIONS	SIDE	INNER	OUTER
Honda (Continued)					
Accord (Continued)	08-12	4 Cyl., A/T (EX, EX-L)		86-2124	86-2352
		A/T (LX, LX-P, SE)		86-2233	86-2353
		M/T		86-2124	86-2352
		6 Cyl.		86-2124	86-2352
Accord Sedan	2013	4 Cyl., A/T		86-1140	86-2336
		4 Cyl., M/T		86-2322	86-2564
		6 Cyl.		86-2336	86-2338
	2014	4 Cyl., A/T (Exc. Hybrid and Plug-In)		86-1140	86-2336
		Hybrid and Plug-In		86-1140	86-2564
		4 Cyl., M/T		86-2322	86-2564
	2015	6 Cyl.		86-2336	86-2338
		4 Cyl., A/T		86-2494	86-2397
		Hybrid		86-1140	86-2564
	2016	4 Cyl., M/T		86-2468	86-2340
		6 Cyl.		86-2468	86-2338
		4 Cyl., A/T		86-2494	86-2397
	2017	4 Cyl., M/T		86-2468	86-2340
		6 Cyl.		86-2468	86-2338
		4 Cyl., A/T (Exc. Hybrid)		86-2494	86-2397
		Hybrid		86-2468	86-2338
Accord Coupe	13-14	4 Cyl., M/T		86-2322	86-2564
		6 Cyl.		86-2336	86-2338
		4 Cyl., A/T		86-2494	86-2397
	15-17	4 Cyl., M/T		86-2468	86-2340
		6 Cyl.		86-2468	86-2338
		4 Cyl., A/T		86-2494	86-2397
<p>① Note: Problem solver boot available. O.E. boot has 3 convolutions and may be subject to premature failure. To replace with a 4 convolution boot, order part number 86-2381.</p>					
Accord Crosstour	10-11			86-2124	86-2352
Civic	73-83			86-1027	86-1028
	1984	1300, (To Ch. #ES005660)	Left	86-1132	86-1137
			Right	86-1027	86-1135
	84-87	1300, (From Ch. #ES005661)	Left	86-1134	86-1137
			Right	86-1134	86-1135
	84-87	1500	Left	86-1138	86-1137
			Right	86-1029	86-1030
	88-91	3 Dr. Std. M/T	Left	86-1134	86-1137
			Right	86-1134	86-1135
	88-90	3 Dr., 4 Dr., DX		86-1029	86-1030
	90-91	3 Dr., 4 Dr., Si		86-1029	86-1181
	1992	1500, 1600		86-2233	86-1181
	93-95			86-2233	86-1181
	96-97			86-2124	86-1181
	1998			86-2316	86-1135
	99-00	2 Dr., (Exc. Si)		86-2346	86-2368
			2 Dr., Si	86-2233	86-2368
			3 Dr.	86-2346	86-2368
			4 Dr., (Exc. GX)	86-2346	86-2368
			4 Dr., GX	86-2316	86-2368
	01-03	1.7L, North American Built		86-2382	86-2563
	01-05	1.7L, Japan Built		86-2233	86-2404
	02-05	2.0L, Si		86-2233	86-2404
03-05	1.3L (Hybrid)		86-2316	86-2404	
		1.7L, North American Built	Left	86-2382	86-2375
		Right	86-2346	86-2375	



C.V. BOOTS

MODEL

YEARS

SPECIFICATIONS

SIDE

INNER

OUTER

Honda (Continued)

Civic (Continued)	06-07	1.3L (Hybrid)			86-2316	86-2404	
		1.8L, A/T, North American Built	Left		86-2499	86-2563	
			Right		86-2448	86-2563	
		1.8L, A/T, Japan Built			86-2316	86-2563	
		1.8L, M/T, North American Built			86-2509	86-2336	
		1.8L, M/T, Japan Built			86-2233	86-2404	
		2.0L			86-2438	86-2397	
	08-09	1.3L (Hybrid)			86-2316	86-2404	
	08-11	1.8L, A/T, North American Built	Left		86-2499	86-2563	
			Right		86-2448	86-2563	
		1.8L, A/T, Japan Built			86-2316	86-2563	
		1.8L, M/T, North American Built			86-2509	86-2336	
		1.8L, M/T, Japan Built			86-2233	86-2336	
		2.0L			86-2438	86-2397	
	10-11	1.3L (Hybrid)			86-2316	86-2563	
	2012	1.5L, Hybrid			86-2316	86-2454	
			1.8L, A/T, Coupe		86-2505	86-2404	
			1.8L, A/T, Sedan Japan Built		86-2316	86-2454	
			1.8L, A/T, Sedan, North American Built	Left		86-2509	86-2404
				Right		86-2505	86-2404
				1.8L, M/T, Coupe		86-2509	86-2336
				1.8L, M/T, Sedan, Japan Built		86-1140	86-2454
				1.8L, M/T, Sedan, North American Built		86-2509	86-2336
			2.4L		86-2508	86-2579	
2013			1.5L (Hybrid)			86-2505	86-2404
	1.8L, A/T	Left			86-2509	86-2404	
		Right			86-2505	86-2404	
		1.8L, M/T			86-2509	86-2336	
	2.4L		86-2508	86-2579			
14-15	1.5L (Hybrid)			86-2505	86-2404		
		1.8L, A/T		86-2509	86-2404		
		1.8L, M/T		86-2509	86-2336		
		2.4L		86-2508	86-2579		
		2016	1.5L, A/T			86-2560	86-2336
				86-2513	86-2579		
2.0L, A.T				86-2493	86-2404		
2.0L, M/T	Left				86-2559	86-2336	
	Right		86-2560	86-2336			
2017	1.5L, A/T, Coupe and Sedan			86-2560	86-2336		
				86-2560	86-2404		
				86-2513	86-2579		
				86-2513	86-2324		
		2.0L, A/T		86-2493	86-2404		
		2.0L, M/T	Left		86-2559	86-2336	
			Right		86-2560	86-2336	
Civic Wagon (2WD)	84-87		Left		86-1138	86-1137	
			Right		86-1029	86-1030	
	88-91			86-1029	86-1030		
Civic Wagon (AWD)	84-87	Front		86-1140	86-2159		
		88-89	Front	Left		86-2131	86-2159
			Right		86-2124	86-1181	
	90-91	Front		86-2124	86-1181		
	88-91	Rear		86-1134	86-1135		
Civic del Sol	93-96	S, Si, (Exc. V-Tec Eng.)		86-2233	86-1181		
		V-Tec Eng.		86-2124	86-1181		
	1997	S, Si, (Exc. V-Tec Eng.)		86-2316	86-1135		
		V-Tec Eng.		86-2233	86-1181		

C.V. BOOTS



MODEL	YEARS	SPECIFICATIONS	SIDE	INNER	OUTER
Honda (Continued)					
Crosstour	2012	4 Cyl.		86-2124	86-2564
		6 Cyl.		86-2124	86-2352
	13-15	4 Cyl.		86-2322	86-2564
		6 Cyl.		86-2336	86-2338
CRX	88-91	1300 & 1500 HF		86-1027	86-1139
		1500, 1500 Si, 1600	Left	86-1138	86-1137
			Right	86-1029	86-1030
CR-Z	11-15	A/T		86-2181	86-2454
		M/T		86-2316	86-2563
	2016	A/T		86-2528	86-2454
		M/T		86-1140	86-2563
Fit	07-08	A/T		86-2316	86-2404
		M/T		86-2316	86-2404
	09-13	A/T		86-2181	86-2563
		M/T		86-2316	86-2563
	2014	Not Produced This Year (Exc. EV)			
	2015	A/T		86-2493	86-2562
		M/T		86-2493	86-2375
	2016	A/T		86-2561	86-2504
		M/T		86-2493	86-2375
	2017	A/T, Japan Built		86-2528	86-2398
	A/T, Mexico Built		86-2561	86-2504	
	M/T		86-2493	86-2375	
Fit EV	13-14			86-1140	86-2375
Insight	00-06			86-2310	86-2454
	07-09	Not Produced These Years			
	10-14			86-2181	86-2454
Prelude	79-82			86-1027	86-1028
	83-87	Exc. 85-87 2.0 Si	Left	86-1031	86-1032
			Right	86-1029	86-1030
	85-87	2.0 Si	Left	86-1183	86-1182
			Right	86-2124	86-1181
	88-89			86-2124	86-1181
	90-91			86-2124	86-2148 ①
	92-98			86-2133	86-2148 ①
	99-01	Exc. SH		86-2124	86-2352
		SH		86-2133	86-2148 ①

① **Note:** Problem solver boot available. O.E. boot has 3 convolutions and may be subject to premature failure. To replace with a 4 convolution boot, order part number 86-2381.

Honda SUV/Truck/Van

CR-V (AWD)	97-98	Front		86-2124	86-2148 ①
	99-11	Front		86-2124	86-2352
	12-14	Front		86-2233	86-2385
	15-18	Front		86-2494	86-2397
	97-01	Rear		86-2310	86-2310
	02-05	Rear		N/A	86-2453
	06-08	Rear		86-2310	86-2310
Element	03-11	Front		86-2124	86-2352
	03-08	Rear		86-2310	86-2310
	2009	Rear		86-2124	86-2124
Odyssey	95-98			86-2124	86-2148 ①
	99-04		Left	86-2163	86-2340
			Right	86-2136	86-2340
	05-06			86-2136	86-2348
	2007			86-2136	86-2397
	08-10			86-2482	86-2397



C.V. BOOTS

MODEL	YEARS	SPECIFICATIONS	SIDE	INNER	OUTER
-------	-------	----------------	------	-------	-------

Honda SUV/Truck/Van (Continued)

Odyssey (Continued)	11-13	Exc. Touring, Touring Elite		86-2482	86-2348
		Touring, Touring Elite		86-2482	86-2340
	14-17			86-2482	86-2338
Passport (4WD)	94-5/95	Front		86-2260	86-2164
	6/95-97	Front		86-2163	86-2149
	98-01	Front		86-2266	86-2149
	2002	Front		86-2266	86-2404
Pilot (AWD)	03-04	Front	Left	86-2178	86-2340
			Right	86-2163	86-2340
	05-08	Front	Left	86-2178	86-2348
			Right	86-2438	86-2348
	09-14	Front		86-2438	86-2348
	2015	Front	Left	86-2438	86-2338
			Right	86-2484	86-2338
	16-17	Front		86-2497	86-2338
	03-04	Rear		86-2233	86-2233
	05-08	Rear		86-2233	86-1135
Ridgeline (AWD)	06-08	Front		86-2438	86-2338
	09-14	Front		86-2438	86-2348
	15-16	Not Produced These Years			
	17-18	Front		86-2497	86-2338
	06-14	Rear		86-2233	86-1135

① **Note:** Problem solver boot available. O.E. boot has 3 convolutions and may be subject to premature failure. To replace with a 4 convolution boot, order part number 86-2381.

Honda (Mexico Vehicles)

Civic	01-05		Left	TBA	86-2454
			Right	86-2154	86-2545
	06-11	1.8L, M/T		86-2194	86-2454
CRV	06-11	1.8L, A/T	Left	86-2597	86-2389
	02-06	A/T		TBA	86-2205
Odyssey	07-11	A/T		TBA	86-2564
	05-10	A/T		TBA	86-2205

Hummer

H2	03-05			86-2342	86-2207
-----------	-------	--	--	---------	---------

Hyundai

Accent	95-99	M/T		86-2194	86-1156	
		A/T	Left	86-2236	86-1156	
	00-05	A/T	Right	86-2194	86-1156	
				86-2401	86-1156	
	06-09	M/T		86-2132	86-1156	
			Left	86-2131	86-2403	
	10-11		Right	86-2401	86-2403	
				86-2401	86-2403	
	Azera	12-17			86-2132	86-2403
					86-2524	86-2319
Elantra	92-95	1.6L, A/T		86-2154	86-2196	
		1.6L, M/T	Left	86-2154	86-2196	
	1993	1.8L	Right	86-1038	86-2196	
				86-1140	86-2159	
	94-95	1.8L	Left	86-1140	86-2159	
			Right	86-1115	86-2149	
	96-98	1.8L, A/T	Left	N/A	86-2159	
			Right	86-2157	86-2159	
	1.8L, M/T		86-1140	86-2159		

C.V. BOOTS



MODEL	YEARS	SPECIFICATIONS	SIDE	INNER	OUTER	
Hyundai (Continued)						
Elantra (Continued)	99-00	2.0L, A/T	Left	N/A	86-2149	
			Right	86-2202	86-2149	
	99-05	2.0L, M/T		86-1115	86-2149	
	01-05	2.0L, A/T		86-2157	86-2159	
	2006	A/T			86-2157	86-2389
			M/T		86-1115	86-2375
	07-08			86-2154	86-2336	
	09-10	Exc. Touring			86-2154	86-2336
			Touring	Left	86-2445	86-2336
				Right	86-2467	86-2336
	11-13	1.8L, A/T, USA Built			86-2401	86-2404
			1.8L, M/T, USA Built		86-2401	86-2504
			1.8L, A/T Korean Built		86-2132	86-2404
			1.8L, M/T Korean Built		86-2132	TBA
			2.0L	Left	86-2445	86-2336
				Right	86-2467	86-2336
	14-16	1.8L, A/T, USA Built			86-2401	86-2404
			1.8L, M/T, USA Built		86-2401	86-2403
			1.8L, A/T Korean Built		86-2132	86-2404
			1.8L, M/T Korean Built		86-2132	TBA
			2.0L, A/T		86-2132	TBA
			2.0L, M/T		86-2533	86-2389
	Elantra GT	2013	A/T		86-2132	TBA
M/T				86-2132	TBA	
14-17		A/T		86-2132	TBA	
		M/T		86-2533	86-2389	
Excel	86-89			86-2131	86-1033	
	90-94			86-2131	86-1156	
Genesis Sedan AWD	15-16			TBA	86-2319	
Scoupe	91-92			86-2131	86-1156	
	93-95			86-1140	86-2159	
Sonata	89-94	4 Cyl.	Left	86-1140	86-2159	
			Right	86-1115	86-2149	
	90-94	6 Cyl.			86-2161	86-2164
	95-98	4 Cyl., A/T	Left	86-2157	86-2159	
			Right	86-2202	86-2149	
		4 Cyl., M/T	Left	86-1140	86-2159	
			Right	86-1115	86-2149	
		6 Cyl.		86-1115	86-2164	
	99-01	4 Cyl., A/T			86-2202	86-2159
			4 Cyl., M/T		86-1115	86-2159
		6 Cyl., A/T			N/A	86-2319
			6 Cyl., M/T		86-1115	86-2164
	02-05	4 Cyl.			86-2202	86-2149
	02-03	6 Cyl.			N/A	86-2319
	04-05	6 Cyl.			86-2439	86-2324
	2006	4 Cyl.			86-2202	86-2324
			6 Cyl.		86-2437	86-2340
	07-08	4 Cyl.			86-2437	86-2324
			6 Cyl.		86-2437	86-2340
	09-10	4 Cyl.			86-2437	86-2340
			6 Cyl.		86-2437	86-2340
	11-14	2.0L			N/A	86-2558
			2.4L, A/T, Exc. Hybrid		86-2469	86-2336
2.4L, Hybrid				86-1021	TBA	
2.4L, M/T				86-1021	86-2368	



C.V. BOOTS

MODEL	YEARS	SPECIFICATIONS	SIDE	INNER	OUTER
-------	-------	----------------	------	-------	-------

Hyundai (Continued)

Sonata (Continued)	2015	1.6L		TBA	TBA	
		2.0L		TBA	TBA	
		2.4L, Exc. Hybrid		86-2526	86-2375	
		2.4L, Hybrid		86-1021	TBA	
	16-17	1.6L		TBA	TBA	
		2.0L, Exc. Hybrid		TBA	TBA	
		2.0L, Hybrid		TBA	TBA	
		2.4L		86-2526	86-2375	
	Tiburon	1997	1.8L, A/T	Left	N/A	86-2159
				Right	86-2157	86-2159
		1.8L, M/T		86-1140	86-2159	
97-01		2.0L, A/T	Left	N/A	86-2149	
			Right	86-2202	86-2149	
		2.0L, M/T		86-1115	86-2149	
03-04		2.0L, A/T		86-2157	86-2159	
		2.0L, M/T		86-1115	86-1022	
		2.7L, A/T		86-2157	86-2368	
		2.7L, M/T		86-1115	86-2368	
05-06		2.0L, A/T		86-2157	86-2389	
		2.0L, M/T		86-1115	86-2375	
		2.7L, A/T		86-2157	86-2368	
		2.7L, M/T		86-1115	86-2368	
07-08		2.0L		86-1115	86-2375	
		2.7L, A/T		86-2202	86-2342	
		2.7L, M/T		86-2202	86-2368	
Veloster		12-16	A/T, Exc. Turbo		86-2132	86-2504
			A/T, Turbo		86-2543	86-2389
			M/T, Exc. Turbo		86-2132	TBA
	M/T, Turbo			86-2533	86-2389	
XG300	2001			N/A	86-2342	
XG350	02-03			N/A	86-2342	
	04-05			86-2337	86-2324	

Hyundai SUV/Truck/Van

Entourage	07-08			86-2439	86-2340
Santa Fe (FWD)	2001	2.4L		86-2202	86-2149
		2.7L, A/T		86-2202	86-2164
		2.7L, M/T		86-1115	86-2164
	2002	2.4L		86-2202	86-2149
		2.7L, A/T		86-2202	86-2164
	03-04	2.4L		86-2202	86-2149
	03-05	2.7L, A/T		86-1115	86-2164
		3.5L		86-2202	86-2375
	2006	2.7L		86-2438	86-2164
		3.5L		86-2439	86-2375
	07-08	2.7L, A/T		86-2337	86-2338
		2.7L, M/T		86-2231	86-2338
		3.3L		86-2438	86-2338
	10-12	2.4L, A/T		86-2438	86-2319
		2.4L, M/T		TBA	TBA
3.5L			86-2438	86-2319	
13-16			86-2530	86-2337	
17-18			86-2530	86-2319	
Santa Fe (AWD)	01-06	Front, 2.7L, A/T		86-2439	86-2164
	03-06	Front, 3.5L		86-2439	86-2164
	07-08	Front, 2.7L, A/T		86-2231	86-2338
Front, 2.7L, M/T			86-2231	86-2338	

C.V. BOOTS



MODEL	YEARS	SPECIFICATIONS	SIDE	INNER	OUTER
Hyundai SUV/Truck/Van (Continued)					
Santa Fe (AWD) (Continued)	07-09	3.3L		86-2438	86-2338
	10-12	2.4L, A/T		86-2438	86-2319
		2.4L, M/T		TBA	TBA
		3.5L		86-2438	86-2319
				86-2530	86-2337
	13-16			86-2530	86-2319
	17-18			86-1115	86-2149
	01-05	Rear , 2.7L, Rear Drum Brakes, W/O ABS		86-1115	86-2149
		Rear , 2.7L, Rear Disc Brakes W/ABS		86-1115	86-2149
	2001	Rear , 2.7L, Rear Disc Brakes W/O ABS		N/A	86-2159
Santa Fe Sport (AWD)	17-18	Front, 2.4L		86-2438	86-2319
Santa Fe Sport (FWD)	17-18	2.4L		86-2438	86-2319
Tucson (FWD & 4WD)	05-09	Front, 2.0L, A/T		86-2202	86-2389
		Front, 2.0L, M/T		86-2202	86-2375
		Front, 2.7L		86-2308	86-2324
	10-13	Front, 2.4L, A/T		86-2445	86-2389
		Front, 2.4L, M/T		86-2445	86-2375
	14-15	Front		TBA	86-2336
	16-18	1.6L, FWD		TBA	TBA
		1.6L, 4WD		TBA	TBA
		2.0L		TBA	TBA
	2005	Rear		86-1029	86-2389
	06-09	Rear		86-1029	N/A
	Veracruz	07-12	Front		86-2567

Infiniti

G20	91-1/93			86-2308	86-2149
	1/93-93	ABS	Left	86-1021	86-2149
			Right	86-2308	86-2149
		W/O ABS		86-2308	86-2149
	1994		Left	86-1021	86-2149
			Right	86-2308	86-2149
	95-96		Left	86-1021	86-2149
			Right	86-2308	86-2149
99-02		Left	N/A	86-1181	
		Right	86-2313	86-1181	
G25	11-12	Front	Left	86-1011	86-2504
			Right	86-2448	86-2504
G35	03-07	Coupe, Sedan, Rear		86-1170	86-2129
	04-06	Sedan, AWD, Front	Left	86-1011	86-2504
			Right	86-1173	86-2504
	07-08	Sedan, AWD, Front	Left	86-1011	86-2504
			Right	86-2448	86-2504
	G37X (AWD)	09-13	Front	Left	86-1011
Right				86-2448	86-2504
08-13		Rear , Convertible		N/A	86-2397
				86-2128	86-2129
I30	96-01			86-2128	86-2129
I35	02-04			86-2422	86-2340
J30	93-1/94	Rear		86-2127	86-2129
	2/94-97	Rear		86-1011	86-1011
M35	2006	Rear		86-2161	86-2348
	09-10	Rear		N/A	86-2397
M35X (AWD)	06-10	Front	Left	86-1011	86-2504
			Right	86-2448	86-2504
M37X (AWD)	11-13	Front	Left	86-1011	86-2504
			Right	86-2448	86-2504
M45	03-04	Rear		86-1170	86-2129



C.V. BOOTS

MODEL	YEARS	SPECIFICATIONS	SIDE	INNER	OUTER
-------	-------	----------------	------	-------	-------

Infiniti (Continued)

M45 (Continued)	2005	Not Produced This Year			
	06-07	Rear		86-2159	86-2348
	08-09	Rear		N/A	86-2348
	2010	Rear		86-2161	86-2348
M45X (AWD)	08-10	Front	Left	86-1011	86-2504
			Right	86-2448	86-2504
M56X (AWD)	11-13	Front	Left	86-1011	86-2504
			Right	86-2448	86-2504
Q40 (AWD)	2015	Front		86-1011	86-2504
		Rear		86-1170	N/A
Q45	90-5/95	Rear		86-2141	N/A
	6/95-96	Rear		86-2178	86-2178
	97-06	Rear		86-1170	86-2129
Q50 (AWD)	14-18	Front	Left	86-1011	86-2504
			Right	86-2448	86-2504
Q60 (AWD)	14-15	Front	Left	86-1011	86-2504
			Right	86-2448	86-2504
	2016	Not Produced This Year			
	17-18	Front	Left	86-1011	86-2504
Q70 (AWD)	14-18	Front	Left	86-1011	86-2504
			Right	86-2448	86-2504

Infiniti SUV/Truck/Van

EX35 (AWD)	08-12	Front	Left	86-1011	86-2504
			Right	86-2448	86-2504
		Rear		N/A	86-2397
EX37 (AWD)	2013	Front	Left	86-1011	86-2504
			Right	86-2448	86-2504
FX35 (AWD)	03-12	Front	Left	86-1011	86-2504
			Right	86-2448	86-2504
	03-08	Rear		86-1170	86-2129
	09-12	Rear		N/A	86-2348
FX35 (RWD)	03-08	Rear		86-1170	86-2129
	09-12	Rear		N/A	86-2348
FX37 (AWD)	2013	Front	Left	86-1011	86-2504
			Right	86-2448	86-2504
FX45 (AWD)	03-08	Front	Left	86-1011	86-2504
			Right	86-2448	86-2504
		Rear		86-2141	N/A
FX45 (RWD)	03-05	Rear		86-1170	86-2129
FX50	09-13	Front	Left	86-1011	86-2504
			Right	86-2448	86-2504
JX35	2013	Front		86-2497	86-2397
QX4 (4WD)	97-01	Front		86-1011	86-2129
	02-03	Front		86-1011	86-2340
QX50 (AWD)	14-17	Front	Left	86-1011	86-2504
			Right	86-2448	86-2504
QX56 (4WD)	04-10	Front		86-2161	86-2340
	11-13	Front		86-2313	86-2207
	Rear			86-2141	N/A
QX60 (AWD)	14-17	Front, 2.5L (Hybrid)		86-2438	86-2397
		Front, 3.5L		86-2497	86-2397
QX70 (AWD)	14-17	Front	Left	86-1011	86-2504
			Right	86-2448	86-2504
QX80 AWD	14-18	Front		86-2313	86-2207

C.V. BOOTS



MODEL	YEARS	SPECIFICATIONS	SIDE	INNER	OUTER	
Isuzu						
I-Mark	1985			86-2131	86-1016	
	1986	A/T		86-2131	86-1016	
		M/T	Left	86-2131	86-1016	
	87-89	Exc. Turbo	Right	86-2121	86-1134	
			Left	86-2131	86-1016	
		Turbo	Right	86-2121	86-1134	
			86-1038	86-1042		
Impulse (2WD)	90-92	A/T	Left	86-2194	86-1047	
			Right	86-1038	86-2180	
		M/T		86-1038	86-1047	
Impulse (AWD)	90-92	Front		86-1038	86-1047	
		Rear		86-1038	86-1047	
Stylus	1991	1.6L DOHC		86-1038	86-1047	
	91-93	1.6L SOHC A/T	Left	86-2132	86-1156	
			Right	86-2193	86-2193	
	91-92	1.6L SOHC M/T	Left	86-2131	86-1156	
			Right	86-2193	86-2193	
	1992	1.6L DOHC	Left	86-2194	86-1047	
			Right	86-1038	86-1047	
	1993	1.6L SOHC M/T, (Exc. CA Emissions System)	Left	86-2121	86-1156	
			Right	86-2193	86-2193	
			1.6L SOHC M/T, (CA Emissions System)		Left	86-2131
Right			86-2193	86-2193		

Isuzu SUV/Truck/Van

Amigo (4WD)	89-2/93	Front		86-2190	86-2191
	3/93-94	Front		86-2260	86-2164
	98-00	Front		86-2266	86-2149
Ascender	03-08	Front		86-2374	86-2340
Axiom (4WD)	2002	Front		86-2266	86-2149
	03-04	Front		86-2266	86-2404
Hombre (4WD)	98-00	Front		86-1060	86-2342
i-350, i-370 (4WD)	07-08	Front		86-2397	86-2397
Oasis	96-99			86-2124	86-2148 ①
① Note: Problem solver boot available. O.E. boot has 3 convolutions and may be subject to premature failure. To replace with a 4 convolution boot, order part number 86-2381.					
Pickup (4WD)	81-87	Front		86-1048	86-1047
	88-92	Front		86-2190	86-2191
	1993	Japan Built		86-2190	86-2191
		USA Built		86-2260	86-2164
	94-95	Front		86-2260	86-2164
Rodeo, Rodeo Sport (4WD)	91-10/92	Front		86-2190	86-2191
	11/92-5/95	Front		86-2260	86-2164
	6/95-97	Front		86-2163	86-2149
	98-01	Front		86-2266	86-2149
	02-04	Front		86-2266	86-2404
Trooper (4WD)	84-86	Front		86-1048	86-1047
	1987	Front		86-1038	86-1042
	88-94	Front, NSK Design ②		86-2190	86-2191
		Front, NTN Design ②		86-2260	86-2164
95-02	Front		86-2145	86-2311	
② Note: To determine between NTN & NSK manufactured boots, look on the large end of the boot just above the band groove. Manufacturer will be molded into boot at this location.					
Vehicross (4WD)	99-01			86-2266	86-2149



C.V. BOOTS

MODEL	YEARS	SPECIFICATIONS	SIDE	INNER	OUTER
Jaguar					
F-Type (AWD)	16-17	Front		TBA	86-2375
S-Type	00-05	Rear, 3.0L		86-2340	86-2348
	00-02	Rear, 4.0L		86-2319	86-2340
	03-06	Rear, 4.2L		N/A	86-2397
Vanden Plas	04-08	Rear, 4.2L		N/A	86-2397
XF (AWD)	16-17	Front		86-2254	86-2504
XJ (AWD)	13-17	Front		86-2254	86-2504

Jeep SUV/Truck/Van

Cherokee/Wagoneer	84-87	Front Full Time 4WD		N/A	86-1155
	84-88	Prop Shaft		N/A	86-2204
New Cherokee	14-18	Front, 2.4L		86-2479	86-2584
		Front, 3.2L (Exc. Off-Road Suspension)		86-2525	86-2348
		Front, 3.2L, with Off-Road Suspension		86-2479	86-2338
Commander	06-10			86-2377	86-2324
Compass	07-12	Front		86-2468	86-2336
		13-15	FWD	86-2468	86-2336
	16-17	4WD, Front		86-2476	86-2336
		FWD		86-2468	86-2336
		4WD, Front	Left	86-2468	86-2336
07-17	Rear, 4WD	Right	86-2476	86-2336	
				86-2510	86-2453
Grand Cherokee	93-01	Front, Full Time 4WD		N/A	86-1155
	02-04	Front		N/A	86-2375
	05-10	Front		86-2377	86-2324
	11-17	Front, Quadra Trac I		86-2432	86-2579
		Front, Quadra Trac II		86-2539	86-2579
11-17	Rear, w/Electronic Axle		86-2512	86-2511	
Liberty	02-12			86-2348	86-2340
Patriot	07-17	Front		86-2468	86-2336
	08-17	Rear, 4WD		86-2510	86-2453
Renegade	2015	Front, 1.4L		86-2432	86-2545
		Front, 2.4L AWD		86-2432	TBA
		2.4L, FWD		86-2468	86-2545
	16-18	Front, 1.4L		86-2432	86-2545
		Front, 2.4L AWD		86-2432	86-2545
		2.4L, FWD		86-2468	86-2397

Jeep (Mexico Vehicles)

Compass	07-10	M/T	Left	86-2600	86-2156
			Right	86-2136	86-2156
	11-17		Left	86-2600	TBA
Liberty	02-07	3.7L, A/T		86-2178	86-1151
Patriot	07-10	M/T	Left	86-2600	86-2156
			Right	86-2136	86-2156
	11-17		Left	86-2600	TBA

Kia

Amanti	04-06			86-2421	86-2340
	07-09			86-2430	86-2338
Forte	10-13	2.0L, A/T	Left	86-2543	86-2562
			Right	86-2132	86-2562
		2.0L, M/T	Left	86-2535	TBA
			Right	86-2533	TBA
			2.4L, A/T	Left	86-2574
			Right	86-2533	TBA

C.V. BOOTS



MODEL	YEARS	SPECIFICATIONS	SIDE	INNER	OUTER		
Kia (Continued)							
Forte (Continued)	10-13	2.4L, M/T	Left	86-2445	TBA		
			Right	86-2154	TBA		
	14-16	1.8L			86-2132	86-2375	
2.0L					86-2132	TBA	
Forte5	14-16	1.6L, A/T		TBA	TBA		
			1.6L, M/T	Left	86-2132	TBA	
			Right	86-2533	TBA		
		2.0L, A/T			86-2336	TBA	
		2.0L, M/T	Left	86-2132	TBA		
		Right	86-2533	TBA			
Forte Koup	10-13	2.0L	Left	86-2543	86-2562		
			Right	86-2132	86-2562		
		2.4L, A/T	Left	86-2574	TBA		
			Right	86-2533	TBA		
		2.4L, M/T	Left	86-2445	TBA		
			Right	86-2154	TBA		
	14-16	1.6L, A/T		TBA	TBA		
			1.6L, M/T	Left	86-2132	TBA	
				Right	86-2533	TBA	
			2.0L, A/T			86-2132	TBA
			2.0L, M/T	Left	86-2132	TBA	
		Right	86-2533	TBA			
Optima	2001	4 Cyl., A/T		86-2202	86-2149		
			4 Cyl., M/T		86-1115	86-2149	
			6 Cyl.		N/A	86-2319	
	02-03	4 Cyl.		86-2202	86-2149		
			6 Cyl.		N/A	86-2319	
	2004	4 Cyl.		86-2202	86-2149		
			6 Cyl.		N/A	86-2319	
	2005	4 Cyl.		86-2202	86-2149		
			6 Cyl.		86-2439	86-2319	
	2006	4 Cyl. (Old Design, 5th VIN Digit is D)		86-2202	86-2149		
			4 Cyl. (New Design, 5th VIN Digit is E)		86-2445	86-2375	
			6 Cyl.		86-2439	86-2319	
	07-10	4 Cyl.		86-2445	86-2375		
			6 Cyl.		86-2439	86-2324	
	11-12	2.0L		86-2136	TBA		
			2.1L, A/T		86-1021	TBA	
			2.4L, M/T		86-2136	TBA	
	2013	2.0L		86-2136	TBA		
			2.4L		86-1021	TBA	
	14-15	2.0L		86-2136	TBA		
			2.4L		86-2136	TBA	
	2016	1.6L		86-2524	86-2319		
			2.0L		86-2524	86-2319	
2.4L (Exc. Hybrid)		Left	86-2526	86-2319			
		Right	86-2527	86-2319			
		2.4L, Hybrid		86-1021	86-2319		
2017	1.6L		86-2524	86-2319			
		2.0L		86-2524	86-2319		
		2.4L (Exc. Hybrid)	Left	86-2526	86-2319		
		Right	86-2527	86-2319			
Rio	01-05	A/T		86-2366	86-2277		
				86-2445	86-2403		
	06-11	M/T	Left	86-2467	86-2403		
			Right	86-2467	86-2403		
	06-08	M/T, To Production Date 10/12/07	Left	86-2446	86-2403		
		Right	86-2467	86-2403			



C.V. BOOTS

MODEL	YEARS	SPECIFICATIONS	SIDE	INNER	OUTER
Kia (Continued)					
Rio (Continued)	08-11	M/T, From Production Date 10/13/07...	Left.....	86-2445	86-2403
			Right	86-2467	86-2403
	12-17	A/T		86-2401	86-2504
		M/T		86-2401	86-2403
Rio5	06-10	A/T	Left.....	86-2445	86-2403
			Right	86-2467	86-2403
	06-08	M/T, To Production Date 10/12/07	Left.....	86-2446	86-2403
			Right	86-2467	86-2403
	08-10	M/T, From Production Date 10/13/07...	Left.....	86-2445	86-2403
			Right	86-2467	86-2403
Rondo	07-08	2.4L		86-2445	86-2375
		2.7L		86-2439	86-2324
Sephia	94-97	1.6L DOHC		86-2366	86-2277
		1.6L SOHC		86-2132	86-2180
	95-97	1.8L		86-2306	86-1016
	98-01			86-2306	86-2153
Soul	10-11	1.6L		86-2467	86-2403
		2.0L	Left.....	86-2467	86-2454
			Right	86-2132	86-2403
	12-13	1.6L, A/T	Left.....	86-2401	TBA
			Right	86-2401	TBA
		1.6L, M/T		86-2194	TBA
		2.0L		86-2194	86-2389
	14-18	1.6L, A/T, (Exc. Turbo)	Left.....	86-2154	TBA
			Right	86-2157	TBA
	14-18	1.6L, M/T	Left.....	86-2157	TBA
		Right	86-2540	TBA	
	2.0L	Left.....	86-2157	TBA	
		Right	86-2154	TBA	
Spectra	00-01			86-2306	86-2153
	02-04	1.8L		86-2277	86-2389
	2004	2.0L, A/T		86-2445	86-2389
		2.0L, M/T		86-2446	86-2389
	05-06	A/T		86-2445	86-2389
		M/T		86-2446	86-2389
	07-09			86-2446	86-2324
Spectra5	2006	A/T		86-2445	86-2389
		M/T		86-2446	86-2389
	07-09			86-2446	86-2324
Kia SUV/Truck/Van					
Sedona	02-05			86-2439	86-2324
	06-10			86-2439	86-2368
	11-12			N/A	86-2375
	2013	Not Produced This Year			
	2014			N/A	86-2375
	15-18			86-2534	86-2319
Sorento (4WD)	03-09	Front		86-1042	86-2389
	2010	Not Produced This Year			
	11-13	2.4L		86-2438	86-2319
		3.3L		86-2438	86-2319
	14-15	2.4L		86-2532	86-2319
		3.3L	Left.....	86-2530	86-2338
			Right	86-2536	86-2338
16-18	2.0L		86-2530	86-2319	
	2.4L		86-2532	86-2319	
	3.3L		86-2530	86-2319	

C.V. BOOTS



MODEL	YEARS	SPECIFICATIONS	SIDE	INNER	OUTER
Kia SUV/Truck/Van (Continued)					
Sorento (FWD)	11-13	2.4L		86-2438	86-2319
		3.3L		86-2438	86-2319
	14-15	2.4L	Left	86-2532	86-2319
			Right	86-2538	86-2537
		3.3L	Left	86-2530	86-2337
			Right	86-2536	86-2337
	16-18	2.0L		86-2530	86-2319
		2.4L		86-2532	86-2319
		3.3L		86-2530	86-2319
	Sportage (4WD)	95-97	Front		86-2308
98-01		Front		86-1042	86-2153
2002		Front		86-1042	86-2389
03-04		Not Produced These Years			
05-10		Front, 2.0L		86-2446	86-2389
		Front, 2.7L		86-2439	86-2389
11-13		Front, 2.4L		86-2445	86-2375
14-16		Front, 2.0L		86-2541	86-2375
		Front, 2.4L		86-2542	86-2404
17-18		Front, 2.0L		86-2529	86-2375
		Front, 2.4L		86-2531	86-2389

Land Rover SUV/Truck/Van

Discovery	99-04	Front		N/R	86-2342
Freelander	02-05	Front		N/A	86-2397
	2002	Rear		N/A	86-2397
	03-05	Rear		N/A	86-2455
	08-15	Front		86-2430	86-2338
LR2	08-15	Front		86-2430	86-2338
LR3	05-09	Front		86-2430	86-2337
	2005	Rear, with Locking Differential		86-2338	86-2338
		Rear, w/o Locking Differential		86-2338	86-2337
		Rear, with Locking Differential		86-2512	86-2511
	06-09	Rear, w/o Locking Differential		N/A	86-2338
LR4	10-15	Front		86-2430	86-2337
		Rear, with Locking Differential		86-2512	86-2511
		Rear, without Locking Differential		86-2512	86-2337
Range Rover	95-02	Front		N/R	86-2342
	03-12	Front		N/A	86-2338
	13-18	Front		86-2513	86-2579
	07-12	Rear		86-2512	86-2511
Range Rover Evoque	12-17	Front		86-2490	86-2340
Range Rover Sport	06-13	Front		86-2430	86-2337
	14-17	Front, with One Speed Transfer Case		86-2490	86-2579
		Front, with Two Speed Transfer Case		86-2513	86-2579
	06-13	Rear, w/o Locking Differential		86-2512	86-2338
		Rear, with Locking Differential		86-2512	86-2511

Lexus

CT 200h	11-17			86-2488	86-2385
ES250	90-91			86-2166	86-2167
ES300	92-93	GKN Design		86-2227	86-2228
		Toyota Design		86-2166	86-2167
	94-96			86-2227	86-2228
	97-01			86-2227	86-2324
	02-03			86-2410	86-2348
ES 300h	13-17			86-2410	86-2338
ES330	04-06			86-2410	86-2348



C.V. BOOTS

MODEL	YEARS	SPECIFICATIONS	SIDE	INNER	OUTER
-------	-------	----------------	------	-------	-------

Lexus (Continued)

ES350	07-17			86-2569	86-2348
GS300	2006	Front		86-2194	86-2336
GS350 (AWD)	07-11	Front		86-2194	86-2336
	2012	Not Produced This Year			
	13-17	Front		86-2451	86-2385
HS 250h	10-12			86-2410	86-2348
IS250 (AWD)	06-13	Front		86-2194	86-2336
	14-18	Front		86-2451	86-2385
IS350 (AWD)	11-13	Front		86-2194	86-2336
	14-18	Front		86-2451	86-2385
LS400	90-94			86-2166	86-2166
LS460 (AWD)	09-12	Front		86-2438	86-2319
	13-17	Front w/o Sport Package		86-2438	86-2319
		Front, with Sport Package		86-2438	86-2338
LS 600h	09-13	Front		86-2438	86-2319
	13-17	Front w/o Sport Package		86-2438	86-2319
		Front, with Sport Package		86-2438	86-2338
RC350	15-17	Front		86-2451	86-2385

Lexus SUV/Truck/Van

GX460 (AWD)	10-17	Front		86-2490	86-2326
GX470 (4WD)	03-09			86-2417	86-2326
LX470 (4WD)	98-07			N/A	86-2207
LX570 (4WD)	08-11			86-2326	86-2207
	2012	Not Produced This Year			
	13-17			86-2326	86-2207
NX200t	15-17			86-2508	86-2319
RX300 (FWD)	99-03			86-2166	86-2338
RX300 (AWD)	99-03	Front		86-2322	86-2348
	99-7/00	Rear		N/A	86-2370
	7/00-00	Rear		N/A	86-2161
RX330 (FWD)	04-06			86-2420	86-2319
RX330 (AWD)	04-06	Front		86-2409	86-2348
	04-05	Rear		86-1156	86-2404
	2006	Rear		86-2358	86-2404
RX350 (FWD)	07-09			86-2420	86-2319
	10-17			86-2569	86-2319
RX350 (AWD)	07-09	Front		86-2409	86-2348
	10-17	Front		86-2569	86-2319
	07-09	Rear, (Exc. Japan Produced Vehicle)		86-1156	86-2404
	07-09	Rear, Japan Produced Vehicle		86-2358	86-2404
RX 400h	06-08	Front		86-2420	86-2319
RX 450h	10-15	Front		86-2569	86-2319

Lincoln

Continental	88-92			86-2108	86-2107
	93-94			86-2108	86-2290
	95-02			86-2315	86-2290
MKS	09-16	3.7L		86-2470	86-2579
	10-16	3.5L		86-2466	86-2397
MKZ	10-12	2.5L, Hybrid		86-2552	TBA
		3.5L		86-2466	86-2348
	13-16	2.0L, Hybrid		86-2486	86-2375
		2.0L, Turbo		86-2513	86-2342

Lincoln SUV/Truck/Van

Aviator (AWD)	03-05	Front		86-2327	86-2337
---------------	-------	-------	--	---------	---------

WARNING: Cancer and Reproductive Harm

C.V. BOOTS



MODEL	YEARS	SPECIFICATIONS	SIDE	INNER	OUTER
Lincoln SUV/Truck/Van (Continued)					
Mark LT (4WD)	06-08			86-2340	86-2338
MKC	15-17	Front		86-2430	86-2337
MKT	10-12	3.5L		86-2466	86-2397
		3.7L		86-2430	86-2337
	13-16	2.0		86-2430	86-2558
		3.5L		86-2466	86-2397
		3.7L		86-2430	86-2337
	17-18	3.5L		86-2466	86-2397
		3.7L		86-2430	86-2337
MKX	07-15	Front		86-2466	86-2348
	16-18	Front, 2.7L		86-2555	86-2579
		Front, 3.7L		86-2555	86-2575
Navigator (4WD)	98-02	Front		86-2338	86-2338
	03-17	Front		86-2340	86-2338

Mazda

2	11-14	A/T		86-2572	86-2453	
		M/T		86-1139	86-2181	
3	04-06	2.0L, A/T		86-2429	86-2404	
		2.0L, M/T	Left	86-2358	86-2404	
			Right	N/A	86-2404	
		2.3L, A/T		86-2427	86-2375	
	2.3L, M/T		Left	86-2444	86-2375	
			Right	86-2308	86-2375	
	07-09	2.0L, A/T		86-2429	86-2336	
		2.0L, M/T	Left	86-2444	86-2375	
			Right	86-2308	86-2375	
	07-09	2.3L, A/T		86-2429	86-2336	
		2.3L, M/T (Exc. Mazdaspeed)	Left	86-2444	86-2375	
			Right	86-2308	86-2375	
	10-11	2.3L, M/T, Mazdaspeed		86-2271	86-2340	
				86-2427	86-2375	
		2.0L, A/T		86-2271	86-2375	
				86-2556	86-2397	
		2.5L, A/T		86-2427	86-2375	
			2.5L, M/T		86-2271	86-2397
					86-2427	86-2375
	12-13	2.0L, A/T, w/o SKYACTIV (To 9/11)		86-2427	86-2375	
2.0L, M/T w/o SKYACTIV (To 9/11)			86-2271	86-2375		
2.3L			86-2556	86-2397		
2014	2.5L, A/T		86-2427	86-2375		
			86-2271	86-2375		
	2.0L, A/T		86-2451	86-2403		
			86-2277	86-2404		
	2.5L, A/T		86-2557	86-2404		
		2.0L, A/T		86-2451	86-2403	
				86-2277	86-2404	
2.5L, A/T		86-2557	86-2404			
	2.5L, M/T		86-2277	86-2403		
323 Sedan & Hatchback (2WD)	86-89	A/T		86-2132	86-1016	
		M/T 4 Spd., (Exc. Turbo)		86-2131	86-1016	
	88-89	M/T 5 Spd., (Exc. Turbo)		86-2132	86-1016	
		M/T, Turbo		86-2133	86-1042	
90-94	1.6L		86-2132	86-2235		
323 Sedan & Hatchback (AWD)	88-89	Front		86-2121	86-2235	
		Rear		86-2121	86-1139	
323 Wagon	1987	A/T		86-2132	86-1016	
		M/T		86-2131	86-1016	
	88-89			86-2132	86-1016	



C.V. BOOTS

MODEL	YEARS	SPECIFICATIONS	SIDE	INNER	OUTER
Mazda (Continued)					
6	14-18	A/T		86-2427	86-2375
		M/T		86-2277	86-2404
6 (i Series)	03-05	2.3L, A/T		86-2354	86-2404
		2.3L, M/T		86-2313	86-2404
	06-07	2.3L, A/T		86-2354	86-2404
		2.3L, M/T (Exc. Mazdaspeed)		86-2313	86-2404
		2.3L, M/T, Mazdaspeed		86-2135	86-2348
	2008	2.3L, A/T		86-2354	86-2404
		2.3L, M/T		86-2313	86-2404
	09-13	2.5L, A/T		86-2354	86-2404
2.5L, M/T			86-2313	86-2404	
6 (s Series)	03-08	3.0L, A/T		86-2354	86-2404
		3.0L, M/T		86-2313	86-2404
	09-13	3.7L		86-2492	86-2397
626/MX-6	83-9/83			86-1115	86-1018
	10/83 Only	A/T		86-1115	86-1022
	11/83-87	A/T		86-1021	86-1022
	10/83-87	M/T		86-1115	86-2149
	88-92	A/T, (Exc. Turbo)		86-1021	86-1022
		A/T, Turbo		86-2136	86-2144
		M/T, (Exc. Turbo)		86-2133	86-1022
	93-02	M/T, Turbo		86-2135	86-2164
		A/T		86-2241	86-2226
		M/T, 2.0L		86-1140	86-2159
	93-97	M/T, 2.5L		86-2135	86-2164
929	88-95	Rear		86-2135	86-2127
GLC	81-85			86-2131	86-1016
Miata MX-5	90-05	Rear, Exc. Turbo		86-2131	86-1028
Millenia	95-02	2.3L		86-2163	86-2159
	95-96	2.5L		86-2163	86-2159
	97-02	2.5L		86-2354	86-2353
MX-3	92-95	1.6L		86-2132	86-2235
		1.8L, A/T		86-1038	86-2236
		1.8L, M/T		86-2194	86-2236
Protegé	90-94	1.8L, DOHC		86-2194	86-2236
		1.8L, SOHC, 2WD	Left	86-1115	86-2180
			Right	86-1038	86-2180
		1.8L, SOHC, AWD Front & Rear		86-2121	86-2144
	95-98	Exc. 1995 1.8L		86-2132	86-2235
	1995	1.8L		86-2194	86-2236
	99-01	1.6L		86-2132	86-2403
	99-00	1.8L		86-2132	86-2404
	2001	2.0L		86-2132	86-2404
	02-03	2.0L, A/T		86-2132	86-2404
		2.0L, M/T (Exc. Turbo)	Left	86-2131	86-2404
			Right	86-2132	86-2404
	2003	2.0L, M/T, Turbo	Left	86-2313	86-2404
			Right	N/A	86-2397
Protege5	02-03	2.0L, A/T		86-2132	86-2404
		2.0L, M/T	Left	86-2131	86-2404
			Right	86-2132	86-2404
RX-7	86-91	Rear, (Exc. Turbo)		86-2124	86-2145
		Rear, Turbo		86-2135	86-2127
	1992	Not Produced This Year			
	93-94	Rear		86-2136	86-2127
RX-8	04-10	Rear, A/T			86-2455
		Rear, M/T		86-2136	86-2404

C.V. BOOTS



MODEL	YEARS	SPECIFICATIONS	SIDE	INNER	OUTER
Mazda SUV/Truck/Van					
5	06-10	A/T		86-2427	86-2375
		M/T	Left	86-2444	86-2375
		Right	86-2308	86-2375	
	2011	Not Produced This Year			
	12-15	A/T		86-2478	86-2455
		M/T		86-2271	86-2375
B3000/B4000 (4WD)	98-03	Front		86-2327	86-2337
	04-09			86-2469	86-2324
CX-5	2013	Front, A/T		86-2427	86-2375
		Front, M/T		86-2277	86-2404
	14-16	2.0L, A/T		86-2427	86-2375
		2.0L, M/T		86-2277	86-2404
		2.5L, (FWD)		86-2427	86-2375
		2.5L, (AWD)		86-2427	86-2397
CX-7	07-12	2.3L, Front		86-2466	86-2340
	10-12	2.5L, Front		86-2354	86-2404
CX-9	07-15	Front		86-2466	86-2340
MPV (AWD)	89-95	Front		86-2133	86-1022
	96-98	Front		86-2133	86-2159
MPV (FWD)	00-01	Front		N/A	86-2397
	02-03	Front		86-2308	86-2397
	04-06	Front		86-2354	86-2385
Pickup (4WD) Tribute	86-93	Front		86-2133	86-1022
	01-04	Front, 2.0L, A/T		86-2282	86-2375
		Front, 2.0L, M/T		86-2290	86-2375
		Front, 3.0L		86-2282	86-2375
	05-06	Front, 2.3L & 3.0L, A/T		86-2432	86-2375
		Front, 2.3L, M/T		86-2290	86-2375
	2007	Not Produced This Year			
	2008	Front, 2.3L & 3.0L, A/T		86-2432	86-2375
		Front, 2.3L, M/T		86-2290	86-2375
	09-11	Front, 2.5L & 3.0L, A/T		86-2432	86-2375
		Front, 2.5L, M/T		86-2290	86-2375
	01-04	Rear		86-2254	86-2255
2005	Rear		86-2254	86-2254	

Mazda (Mexico Vehicles)

3	13-16			86-2473	TBA
---	-------	--	--	---------	-----

Mercedes Benz

All (Exc. 190)	To 1993	Cross Groove Design Joint		86-2252	86-2252
190 Series	84-88	2.2L, 2.3L, 2.5L Turbo		86-2251	86-2251
B Electric Drive	14-15			86-2456	86-2558
B250e	16-17			86-2456	86-2558
C36	95-97			86-2331	N/A
C43 AMG	2017			86-2553	86-2375
C220	94-96			86-2251	86-2334
C230	97-99			86-2334	N/A
C280	97-99			86-2331	86-2331
C300 4Matic	08-12	Front		86-2456	86-2397
	13-14	Front		86-2456	N/A
	15-17	Front		86-2553	86-2375
C350 4Matic	13-14	Front		86-2456	N/A
C400 4Matic	2015	Front		86-2553	86-2375
C450 AMG	2016	Front		86-2553	86-2375
CL55	2002	AMG		86-2331	86-2331
	03-04	AMG		86-2331	N/A



C.V. BOOTS

MODEL	YEARS	SPECIFICATIONS	SIDE	INNER	OUTER
-------	-------	----------------	------	-------	-------

Mercedes Benz (Continued)

CL500	02-06			86-2331	86-2331
CL550	11-14	Front		86-2456	86-2397
CL600	2002			86-2331	86-2331
	03-04			86-2331	N/A
CLA45 AMG	14-18	Front		86-2456	86-2558
CLA250 4Matic	04-18	Front		86-2456	86-2558
CLK	98-99			86-2331	86-2331
CLK320	2002			86-2331	86-2331
	2003	Convertible		86-2331	86-2331
CLK430	02-03			86-2331	86-2331
CLS63 AMG	2014	Front		86-2456	86-2397
CLS400 4Matic	15-17	Front		86-2456	N/A
CLS550 4Matic	12-17	Front		86-2456	N/A
E63 AMG 4Matic	14-15	Front		86-2397	N/A
E63 AMG S 4Matic	14-16	Front		86-2397	N/A
E300 Turbo	1997	Sedan		86-2331	N/A
E320	1997			86-2331	N/A
E400 4Matic	15-17	Front		86-2456	N/A
E420	94-95	Sedan, ASR		N/A	N/A
	1997	Sedan		86-2331	N/A
E550 4Matic	2014	Front		86-2456	N/A
S320	97-99			86-2331	86-2331
S420	1995	ASR		N/A	N/A
S430	02-06	Rear		86-2331	86-2331
S55 AMG	01-06	Rear		86-2331	86-2331
S500	94-95	Rear, To Ch. # 256645		86-2252	N/A
	95-06	Rear, From Ch. # 256646		86-2331	86-2331
S65 AMG	2006	Rear		86-2331	86-2331
S600	94-99			N/R	N/A
	01-06			86-2331	86-2331
SL55	03-04	AMG		86-2331	N/A
SL320	94-97	M/T		N/A	N/A
SL500	1998			N/A	N/A
SL600	1998			N/A	N/A
SLK 230	02-03	To Ch. # F261705		86-2331	86-2331
SLK 320	2001			86-2331	N/A
	02-04			86-2331	86-2331

Mercedes SUV/Truck/Van

GLA45 AMG	15-17	Front		86-2456	86-2558
GLA250 4Matic	15-17	Front		86-2456	86-2558
GLE300d	2016	Front, w/o Off Road Package		86-2336	86-2340
		Front, with Off Road Package		86-2338	86-2338
GLE350 4Matic	16-17	Front, w/o Off Road Package		86-2336	86-2340
		Front, with Off Road Package		86-2338	86-2338
GLE400	16-17	Front, w/o Off Road Package		86-2336	86-2340
		Front, with Off Road Package		86-2338	86-2338
ML320 (AWD)	98-99	Front		86-2342	86-2342
	00-03	Front		86-2404	86-2385
	98-99	Rear		86-2337	86-2342
	00-03	Rear		86-2324	86-2340
ML350 (AWD)	03-05	Front		86-2404	86-2385
		Rear		86-2324	86-2340
ML430 (AWD)	1999	Front		86-2342	86-2342
		Rear		86-2337	86-2342
ML55 AMG (AWD)	00-03	Front		86-2404	86-2385
		Rear		86-2324	86-2340

C.V. BOOTS



MODEL	YEARS	SPECIFICATIONS	SIDE	INNER	OUTER
Mercedes SUV/Truck/Van (Continued)					
ML500 (AWD)	02-05	Front		86-2404	86-2385
		Rear		86-2324	86-2340

Mercury

Capri	91-94	A/T		86-2132	86-1016	
		M/T, (Exc. Turbo)		86-2131	86-1016	
		M/T, Turbo		86-2133	86-1042	
Cougar (7.5" Ring Gear) (RWD)	89-92			86-2397	86-2397	
		93-97	3.8L	86-2289	86-2290	
		94-97	4.6L	N/A	86-2290	
Cougar (8.8" Ring Gear) (RWD)	93-97	3.8L	Left	N/A	86-2348	
		5.0L		N/A	86-2348	
Cougar (FWD)	99-02	2.0L		86-2282	86-2336	
		2.5L		86-2282	86-2324	
LN7	82-83			86-1051	86-1052	
Lynx	81-85	Exc. Turbo		86-1051	86-1052	
		84-1/85	Turbo	86-2108	86-2107	
		2/85-85	Turbo	86-1051	86-1052	
		86-87	Diesel		86-1051	86-1052
			Gas	Left	86-1051	86-1052
		Right	86-1076	86-1052		
Merkur XR4Ti	85-89			86-1086	86-1086	
Milan	06-09	Front, A/T		86-2438	86-2375	
		Front, M/T		86-2313	86-2336	
	10-11	2.5L, A/T (Inc. Hybrid)		86-2552	TBA	
		2.5L, M/T		TBA	TBA	
		3.0L		86-2494	86-2389	
Montego	05-07	Front		86-2470	86-2324	
Mystique	95-00	2.0L, 4 Cyl.		86-2282	86-2336	
		95-97	2.5L, 6 Cyl.	86-2283	86-2324	
		98-00	2.5L, 6 Cyl.	86-2282	86-2324	
Sable	1986	2.5L 4 Cyl.		86-2108	86-2107	
		3.0L, 6 Cyl., AXOD, "Round" Tripod Joint		86-2108	86-2107	
		3.0L, 6 Cyl., T & C, "Y" Tripod Joint		86-2111	86-2107	
	1987	3.0L, 6 Cyl., AXOD, "Round" Tripod Joint		86-2108	86-2107	
		3.0L, 6 Cyl., T & C, "Y" Tripod Joint		86-2111	86-2107	
		88-90	3.0L, 6 Cyl., AXOD, "Round" Tripod Joint		86-2108	86-2107
			3.0L, 6 Cyl., T & C, "Y" Tripod Joint		86-2111	86-2107
			3.8L, 6 Cyl.,		86-2108	86-2107
	1991	3.0L, 6 Cyl., AXOD, "Round" Tripod Joint		86-2108	86-2290	
		3.0L, 6 Cyl., T & C, "Y" Tripod Joint		86-2111	86-2290	
		3.8L, 6 Cyl.,		86-2108	86-2107	
	92-95	3.0L, 6 Cyl., AXOD, "Round" Tripod Joint		86-2108	86-2290	
		3.0L, 6 Cyl., T & C, "Y" Tripod Joint		86-2111	86-2290	
		3.8L, 6 Cyl.,		86-2108	86-2290	
	96-05	3.0L, 6 Cyl., AXOD, "Round" Tripod Joint		86-2108	86-2290	
			Left	86-2108	86-2290	
			3.0L, 6 Cyl., T & C, "Y" Tripod Joint		86-2111	86-2290
06-07		Not Produced These Years				
	08-09	Front		86-2470	86-2324	
Scorpio	85-89			86-1086	86-1086	
Topaz	84-3/85	Exc. M/T 5 Spd.		86-1051	86-1052	
		1984	M/T 5 Spd.	86-2108	86-2107	
	4/85-91	Exc. 85-86 H.O. & Diesel		86-1051	86-1052	
	85-86	Diesel		86-1051	86-1052	
H.O. Eng., M/T 5 Spd.			86-2108	86-2107		



C.V. BOOTS

MODEL	YEARS	SPECIFICATIONS	SIDE	INNER	OUTER
Mercury (Continued)					
Topaz (Continued)	92-94	2.3L	Left	86-1051	86-2255
			Right	86-1076	86-2255
		3.0L	Left	86-2108	86-2290
			Right	86-2107	86-2290
Tracer	87-89	A/T		86-2132	86-1016
			M/T	86-2131	86-1016
	91-96			86-1076	86-1052
	97-99			86-2314	86-2255

Mercury SUV/Truck/Van

Mariner (4WD)	05-06	Front, 2.3L	86-2342	86-2375
		Front, 3.0L	86-2282	86-2375
	07-08	Front, 2.3L	86-2432	86-2375
		Front, 3.0L	86-2432	86-2375
	09-11	Front, 2.5L	86-2432	86-2375
Front, 3.0L		86-2432	86-2375	
06-07	Rear	86-2254	86-2254	
Monterey	04-07		86-2432	86-2375
Mountaineer (4WD)	97-05	Front	86-2327	86-2337
	06-10	Front	86-2469	86-2324
Villager	93-00		86-2271	86-2268
	01-02		N/A	86-2268

Mercury (Mexico Vehicles)

Mariner	05-07	A/T	Left	86-2601	86-2107
Sable	96-04	A/T	Left	86-2600	TBA
			Right	86-2601	TBA

Mini

Base	02-06			86-2448	86-2455	
		07-08	Convertible		86-2448	86-2455
	09-15		Coupe, A/T		86-2489	86-2324
			Coupe, M/T		86-2481	86-2336
			A/T		86-2489	86-2348
Clubman	2008	A/T		86-2489	86-2324	
		M/T		86-2481	86-2336	
	09-14	A/T		86-2489	86-2348	
		M/T		86-2481	86-2336	
Countryman	11-16	A/T		86-2499	86-2375	
		M/T		86-2469	86-2375	
Countryman John Cooper Works All4	13-16	A/T		86-2486	86-2324	
		M/T		86-2469	86-2324	
Countryman S	11-16	A/T		86-2486	86-2324	
		M/T		86-2469	86-2324	
Countryman S All4	11-16	A/T		86-2486	86-2324	
		M/T		86-2469	86-2324	
John Cooper Works	09-15			86-2489	86-2348	
John Cooper Works Clubman S	09-15			86-2489	86-2348	
S	02-08	A/T		86-2489	86-2375	
		M/T		86-2323	86-2375	
	09-15			86-2489	86-2348	
S Clubman	2008			86-2489	86-2324	
	09-15			86-2489	86-2348	

C.V. BOOTS



MODEL	YEARS	SPECIFICATIONS	SIDE	INNER	OUTER
Mitsubishi					
3000GT (2WD)	91-92	GT, GT SL		N/A	86-2160
	93-96	GT, GT SL		86-2202	86-2342
	97-99	GT		N/A	86-2342
		GT SL		86-2202	86-2342
3000GT (AWD)	91-92	Front		N/A	86-2342
	93-99	Front		86-2202	86-2342
	91-99	Rear		86-2202	86-1115
Cordia, Tredia	1983			86-2131	86-1016
	84-88	Exc. Turbo		86-1038	86-1042
	1984	Turbo	Left	86-1038	86-1042
			Right	86-2128	86-1022
	1985	Turbo	Left	86-1038	86-1042
			Right	86-1115	86-2149
	86-88	Turbo	Left	86-1038	86-2159
Right			86-1115	86-2149	
Diamante	1992			86-2161	86-2160
	93-95	Sedan		86-2161	86-2342
		Wagon		86-2161	86-2160
	1996			86-2161	86-2342
97-04			86-2161	86-2338	
Eclipse (2WD)	90-94	1.8L SOHC, NTN Design ①		86-2154	86-2153
		2.0L DOHC, (Exc. Turbo)		86-2157	86-2159
	90-94	1.8L SOHC, NSK Design ①		86-2131	86-2180
	93-94	2.0L DOHC, Turbo		86-2157	86-2159
	95-99	GS, RS DOHC, (Exc. Turbo)		86-2154	86-2255
		GS-T DOHC Turbo		86-2157	86-2397
	00-02	2.4L		86-2154	86-2397
		3.0L		86-2157	86-2397
	03-05	2.4L		86-2154	86-2397
		3.0L		86-1021	86-2375
	06-12	2.4L		86-2157	86-2375
	06-09	3.8L		86-2466	86-2340
	2010	3.8L, A/T		86-2438	86-2348
		3.8L, M/T		86-2466	86-2340
11-12	3.8L		86-2438	86-2348	
Eclipse (AWD Turbo)	90-94	Front, A/T		86-2154	86-2153
	91-94	Front, M/T	Left	86-2154	86-2159
			Right	86-2131	86-2180
	95-99	Front, GSX DOHC		86-2154	86-2397
	90-91	Rear		86-1038	86-1003
	92-94	Rear		86-2154	86-2158
		Rear , GSX, (Exc. Limited Slip Differential)		86-2132	86-1038
	Rear , GSX Limited Slip Differential		86-2154	86-1038	
Eclipse Spyder	96-98	GS DOHC, (Exc. Turbo)		86-2154	86-2255
		GS SOHC, GS-T DOHC Turbo		86-2157	86-2367
	1999			86-2157	86-2205
	00-02	2.4L		86-2154	86-2397
		3.0L		86-2157	86-2397
	03-05	2.4L		86-2154	86-2397
		3.0L		86-1021	86-2375
	07-09	2.4L		86-2157	86-2375
		3.8L		86-2466	86-2340
	10-12	2.4L		86-2157	86-2375
3.8L			86-2438	86-2348	
Expo (2WD)	92-94			86-2157	86-2205
Expo (4WD)	92-94	Front		86-2154	86-2205
		Rear		86-1003	86-1038

① **Note:** To determine between NSK & NTN axles, the manufacturer will be molded into the outboard boot just above the large band as well as being stamped into outboard joint.



C.V. BOOTS

MODEL

YEARS

SPECIFICATIONS

SIDE

INNER

OUTER

Mitsubishi (Continued)

Expo LRV (2WD)	92-94.....	1.8L		86-2131	86-2255
		2.4L		86-2157	86-2205
Expo LRV (AWD)	92-94.....	Front, 1.8L		86-2131	86-2255
		Front, 2.4L		86-2154	86-2205
		Rear		86-1003	86-1038
Galant (2WD)	1985.....			86-1140	86-2159
	1986.....		Left.....	86-1140	86-2159
			Right.....	86-1115	86-2149
	1987.....		Left.....	86-1140	86-2159
			Right.....	86-1115	86-1022
	89-92.....	2.0L DOHC, NTN Design ①		86-2157	86-2159
		2.0L SOHC, NSK Design ①		86-2131	86-2180
	93-2/93.....			86-2157	86-2159
	3/93-98.....			86-2157	86-2367
	99-03.....	2.4L		86-2154	86-2397
		3.0L		86-2157	86-2397
	04-06.....	2.4L	Left.....	86-2157	86-2375
			Right.....	N/A	86-2375
		3.8L		86-2438	86-2348
	2007.....	2.4L	Left.....	86-2157	86-2375
			Right.....	N/A	86-2375
		3.8L (GTS).....		86-2438	86-2348
		3.8L (Ralliart).....		86-2466	86-2340
	2008.....	2.4L	Left.....	86-2157	86-2375
			Right.....	N/A	86-2375
		3.8L (Ralliart).....		86-2466	86-2340
	2009.....	2.4L		86-2157	86-2375
	3.8L		86-2438	86-2348	
10-12.....			86-2157	86-2375	

① **Note:** To determine between NSK & NTN axles, the manufacturer will be molded into the outboard boot just above the large band as well as being stamped into outboard joint.

Galant (AWD)	90-92.....	Front		86-2154	86-2153	
		Rear		86-1038	86-1003	
Galant Sigma	1988.....	Inboard Joint marked 100 AC.....		86-2161	86-1014	
	89-90.....	Inboard Joint marked 104 AC.....		86-2178	86-2160	
Lancer	2002.....			86-1156	86-2336	
	03-06.....	2.0L (Exc. Evolution).....		86-2194	86-2404	
		2.0L Evolution (Front)		86-2157	86-2455	
	04-06.....	2.4L		86-2451	86-2455	
	2007.....	2.0L		86-2194	N/A	
	08-17.....	Front		86-2477	86-2404	
	03-06.....	Rear , Evolution		86-2194	86-2453	
	08-10.....	Rear , Evolution (Canada).....		86-2477	86-2404	
	2010.....	Rear , Ralliart		86-2477	86-2404	
	Mirage	85-86.....	A/T, M/T 5 Spd., (Exc. Turbo).....		86-1034 ①.....	86-1028
			1.5L, M/T 4 Spd., (Exc. Turbo).....		86-1036	86-1028
			Turbo		86-1038	86-2153
87-88.....		Exc. Turbo.....		86-1036	86-1028	
		Turbo		86-2194	86-2153	
1989.....		Turbo	Left.....	86-2157	86-2159	
			Right.....	86-2158	86-2159	
89-92.....		1.5L, Mitsubishi Design ②.....		86-1036	86-1028	
90-92.....		1.5L, NTN Design ②		86-2132	86-1156	
91-92.....		1.6L DOHC, A/T		86-2154	86-2153	
		1.6L DOHC, M/T.....	Left.....	86-2154	86-2153	
			Right.....	86-1038	86-2153	



WARNING: Cancer and Reproductive Harm

C.V. BOOTS



MODEL YEARS SPECIFICATIONS SIDE INNER OUTER

Mitsubishi (Continued)

Mirage (Continued)	93-96	1.5L, Mitsubishi Design ②		86-2131	86-2385
		1.5L, NTN Design ②		86-2132	86-2255
		1.8L		86-2131	86-2255
	97-02			86-1156	86-2336
	14-15			86-2548	86-2547
	2016	Not Produced This Year			
	2017			86-2548	86-2547

① **Note:** Two different types of boots can be fitted to 85-86 Mirage. The part number of the boot being removed can be found alongside the large clamp end. If this part number is MB175851, use boot 86-1034; if the part number is MB175859 or MB297454, use boot 86-1036.

② **Note:** To determine between Mitsubishi and NTN axles, simply note the color of the outboard joint. Mitsubishi axles have outer joints painted "BLACK", while NTN outer joints are painted "GREEN".

Precis	87-89			86-2131	86-1033
	90-94			86-2131	86-1156
Starion	83-87	Rear , Exc. ESi		86-1115	86-1115
	85-87	Rear , ESi		86-2127	86-1170
	88-89	Rear		86-2178	86-2161

Mitsubishi SUV/Truck/Van

Endeavor (FWD)	04-08			86-2438	86-2348
	2009	Not Produced This Year			
	10-11			86-2438	86-2348

Endeavor (4WD)	04-08	Front	Left	86-2313	86-2455
			Right	86-2194	86-2404
	2009	Not Produced This Year			
		10-11	Front	Left	86-2313
Right	86-2194			86-2404	
04-08	Rear		86-2174	86-1028	

Montero (4WD)	83-86	Front, 2.6L		86-1115	86-1018
	87-89	Front, 2.6L		86-1115	86-2156
	89-91	Front, 3.0L A/T		86-1115	86-2156
		Front, 3.0L M/T		86-2161	86-1018
	92-96	Front, 3.0L		86-1115	86-2205
	94-96	Front, 3.5L		86-2161	86-2205
	97-98			86-2161	86-2340
	99-00			86-1115	86-2348
	01-06			86-1115	86-2340

Montero Sport (4WD)	97-04	Front		86-2231	86-2340
----------------------------	-------	-------	--	---------	---------

Outlander (FWD)	2003			N/A	86-2353
	04-06			86-2354	86-2375
	2007			86-2466	86-2340
	08-13	2.4L		86-2438	86-2397
		3.0L		86-2466	86-2340
14-16			86-2438	86-2397	

Outlander (AWD)	2003	Front		N/A	86-2453
	04-06	Front		86-2450	86-2455
	2007	Front		86-2466	86-2340
	08-13	Front, 2.4L		86-2438	86-2397
		Front, 3.0L		86-2466	86-2340
	14-16	Front, 2.4L		86-2438	86-2397
		Front, 3.0L		86-2466	86-2438
	2017	Front, 2.4L, w/o All Wheel Control		86-2438	86-2397
		Front, 2.4L, w/All Wheel Control	Left	86-2438	86-2397
			Right	86-2507	86-2397
		Front, 3.0L	Left	86-2466	86-2348
			Right	86-2507	86-2348
	03-2/03	Rear		86-2181	N/A
3/03-06	Rear		86-2132	86-2235	



C.V. BOOTS

MODEL	YEARS	SPECIFICATIONS	SIDE	INNER	OUTER
Mitsubishi SUV/Truck/Van (Continued)					
Outlander Sport (FWD)	11-13	Front		86-2438	86-2397
	14-15			86-2438	86-2397
	16-17	2.0L, A/T	Left	86-2526	86-2397
			Right	86-2477	86-2397
		2.0L, M/T	Left	86-2397	86-2397
Right			86-2348	86-2397	
	2.4L		86-2438	86-2397	
Outlander Sport (4WD)	11-13	Front		86-2438	86-2397
	16-17	2.0L, Front	Left	86-2526	86-2397
			Right	86-2438	86-2397
	2.4L		86-2438	86-2397	
Pickup (4WD)	83-86	Front		86-1115	86-1018
	87-89	Front, 2.6L		86-1115	86-2156
	1990	Front, 3.0L		86-2161	86-1018
	91-94	Front, 3.0L		86-1115	86-2156
Raider (4WD)	2006	Durocross, LS		86-2441	86-2340
		XLS		86-2430	N/A
	2007			86-2441	86-2340
	08-09	Exc. Off Road Package Off Road Package		86-2441	86-2340
			86-2430	N/A	

Mitsubishi (Mexico Vehicles)

Pajero (4WD)	87-92			N/A	86-2127
Lancer	08-16	M/T	Left	86-2600	86-2156
			Right	86-2136	86-2156
	2017		Left	86-2600	TBA

Nissan/Datsun

200SX	95-98	1.6L		86-1175	86-1176	
			2.0L	Left	N/A	86-2159
				Right	86-2313	86-2159
240SX	92-98	Rear		86-1011	86-1011	
280Z/280ZX	77-78	Rear		86-1164	N/R	
300ZX	84-88	Rear, Turbo		86-2127	86-1170	
	89-1/95	Rear, (Exc. Turbo)		86-1170	86-2129	
	89-5/95	Rear, Turbo		86-2141	N/A	
	2/95-96	Rear, (Exc. Turbo)		86-2161	86-2129	
	6/95-96	Rear, Turbo		86-2178	86-2129	
350Z	03-09	Rear		86-1170	86-2129	
370Z	09-12	Rear		N/A	86-2397	
Altima	93-99			86-2266	86-2127	
	00-01			86-1021	86-2127	
	02-04	2.5L			86-2442	86-2397
					86-2178	86-2340
	05-06	2.5L			86-2442	86-2375
			3.5L, A/T		86-2421	86-2342
			3.5L, M/T		86-2418	86-2342
	07-11	2.5L (Exc. Hybrid)			86-2438	86-2397
			2.5L Hybrid		86-2409	86-2324
			3.5L		86-2418	86-2338
	2012	2.5L			86-2438	86-2397
			3.5L		86-2418	86-2338
	13-15	2.5L			86-2444	86-2375
			3.5L		86-2421	86-2348
	16-17	2.5L			86-2444	86-2375
3.5L			Left	86-2421	86-2375	
			Right	TBA	86-2348	

C.V. BOOTS



MODEL	YEARS	SPECIFICATIONS	SIDE	INNER	OUTER	
Nissan/Datsun (Continued)						
Cube	09-14	CVT		86-2448	86-2389	
		M/T		86-2358	86-2336	
F10, 310	76-82			86-1027	86-1028	
GT-R	09-16	Front	Left	86-1011	86-2389	
			Right	86-2448	86-2389	
Leaf	11-12			86-2358	86-2336	
	13-14			86-2426	86-2375	
	15-17		Left	86-2426	86-2375	
			Right	86-2358	86-2375	
Maxima	85-01			86-2128	86-2129	
	02-03			86-2422	86-2340	
	04-06	A/T		86-2421	86-2342	
		M/T		86-2418	86-2342	
	07-08			86-2418	86-2342	
	09-14			86-2418	86-2338	
	2015	Not Produced This Year				
	16-18			86-2421	86-2348	
	82-83	Rear		N/A	86-1011	
	NX 1600	91-93			86-1175	86-1176
NX 2000	91-93		Left	86-1021	86-2149	
			Right	86-2308	86-2149	
Pulsar NX	1983	Tripod Inboard Joint	Left	86-1171	86-1008	
			Right	86-1009	86-1008	
	83-86	Cage & Ball Inboard Joint		86-1003	86-1016	
	1984	Tripod Inboard Joint, (Exc. Turbo)		86-1173	86-1008	
			Turbo	86-1048	86-1042	
	87-88	DOHC, 16V		86-2128	86-1022	
	87-89	SOHC, 8V		86-1175	86-1176	
	89-90	DOHC, 16V		86-2128	86-1022	
	1990	SOHC, 12V		86-1175	86-1176	
	Sentra	82-83	Exc. Diesel	Left	86-1171	86-1008
				Right	86-1009	86-1008
		83-85	Diesel		86-1173	86-1008
		1984	Gas	Left	86-1173	86-1008
Right				86-1009	86-1008	
85-86		Gas		86-1173	86-1174	
86-87		Diesel, (Canada only)		86-1175	86-1176	
87-88		Coupe		86-1175	86-1176	
			Sedan, Hatchback & Wagon	86-1173	86-1174	
1987		AWD, Front	Left	86-1038	86-2159	
			Right	86-2128	86-2159	
		AWD, Rear		86-1175	86-1176	
89-90		Coupe, M/T		86-1175	86-1176	
			Exc. Coupe, M/T	86-1173	86-1174	
91-99		1.6L		86-1175	86-1176	
91-94		2.0L	Left	86-1021	86-2149	
			Right	86-2308	86-2149	
98-01		2.0L	Left	N/A	86-2159	
			Right	86-2313	86-2159	
00-02		1.8L		86-1175	86-2336	
2002	2.5L, A/T	Left	86-1021	86-2375		
		Right	86-2308	86-2375		
	2.5L, M/T		86-2331	86-2375		
03-06	1.8L		86-1175	86-2336		
		2.5L, A/T	Left	86-1021	86-2375	
		Right	86-2308	86-2375		
03-06	2.5L, M/T		86-2266	86-2397		
07-12	2.0L		86-2358	86-2324		
		2.5L	86-2438	86-2397		



C.V. BOOTS

MODEL	YEARS	SPECIFICATIONS	SIDE	INNER	OUTER
Nissan/Datsun (Continued)					
Sentra (Continued)	13-18	A/T		86-2323	86-2389
		M/T		86-2323	86-2375
Stanza	82-85			86-1009	86-1010
	86-90	2WD Wagon		86-2128	86-1022
		AWD Wagon, Front		86-2128	86-2129
	86-91	AWD Wagon, Rear		86-1175	86-1176
	86-1/90	Sedan & Hatchback		86-2128	86-2129
	2/90-92	E, XE, A/T & Non-Slip Differential		86-2231	86-2129
		GXE, A/T		86-2231	86-2129
GXE, M/T			86-2128	86-2129	
		XE, (Exc. Non-Slip Differential)	86-2128	86-2129	
Versa	07-08			86-2358	86-2404
	09-11	1.6L		86-2448	86-2404
		1.8L		86-2358	86-2404
	2012	1.6L		86-2448	86-2454
		1.8L		86-2358	86-2404
	2013			86-2448	86-2454
	14-17	CVT Trans		86-2448	86-2454
		4 Spd. A/T		86-2448	86-2404
5 Spd. M/T			86-2448	86-2404	
Versa Note	14-16	CVT Trans		86-2448	86-2454
		M/T Trans		86-2448	86-2404
Nissan SUV/Truck/Van					
Armada (4WD)	05-15	Front		86-2161	86-2340
	2016	Not Produced This Year			
	17-18	Front		TBA	86-2207
	05-11	Rear		86-2141	N/A
	12-13	Rear		86-2161	86-2340
Axxess (2WD)	1990			86-2128	86-1022
Axxess (AWD)	1990	Front	Left	86-2128	86-1176
			Right	N/A	86-2238
		Rear	86-1175	86-1176	
Frontier (4WD)	98-00			86-1011	86-2129
	01-04			86-1011	86-2340
	05-17			86-2159	86-2348
Juke (AWD)	11-14	Front		86-2499	86-2336
	15-17	Front, Exc. Nismo RS		86-2426	86-2397
		Front, Nismo RS		86-2566	86-2397
Juke (FWD)	11-14			86-2422	86-2324
	15-17	Exc. Nismo RS		86-2422	86-2324
		Nismo RS, with A/T		86-2566	86-2397
		Nismo RS, with M/T		TBA	86-2397
Murano (AWD)	2003	Front		86-2260	86-2340
	04-05	Front		86-2178	86-2340
	06-07	Front		86-2492	86-2340
	2008	Not Produced This Year			
	09-14	Front		86-2421	86-2338
	15-17	Front		86-2497	86-2397
	Murano (FWD)	2003			86-2260
04-05				86-2178	86-2340
06-07				86-2492	86-2340
2008		Not Produced This Year			
09-14				86-2421	86-2338
15-17				86-2497	86-2397
NV200	13-18			86-2348	86-2404

C.V. BOOTS



MODEL YEARS SPECIFICATIONS SIDE INNER OUTER

Nissan SUV/Truck/Van (Continued)

Pathfinder (FWD)	2013.....			86-2497.....	86-2397
	2014.....	2.5L Hybrid.....		86-2438.....	86-2397
		3.5L.....		86-2497.....	86-2397
	15-18.....	3.5L.....		86-2497.....	86-2397
Pathfinder (4WD)	87-89.....	Front.....		86-1011.....	86-2129
	90-95.....	Front.....		86-1170.....	86-2129
	96-01.....	Front.....		86-1011.....	86-2129
	02-04.....	Front (exc. 04 Armada).....		86-1011.....	86-2340
	2004.....	Front, Armada.....		86-2161.....	86-2340
	05-07.....	Front.....		86-2159.....	86-2348
	08-12.....	Front, 4.0L.....		86-2159.....	86-2348
		Front, 5.6L.....		86-2161.....	86-2348
	2013.....	Front.....		86-2497.....	86-2397
	2014.....	Front, 2.5L Hybrid.....		86-2438.....	86-2397
		Front, 3.5L.....		86-2497.....	86-2397
	15-18.....	3.5L.....		86-2497.....	86-2397
	2004.....	Rear , Armada.....		86-2141.....	N/A
	05-06.....	Rear		86-2160.....	86-2397
2007.....	Rear (S, SE).....		86-2159.....	86-2348	
	Rear , (LE, SE Off-Road).....		86-2160.....	86-2397	
08-10.....	Rear		86-2160.....	86-2397	
Pickup (4WD)	80-82.....	Front.....		86-1011.....	N/A
	83-86.....	Front (720).....		86-1011.....	86-1014
	86-89.....	Front (D21).....		86-1011.....	86-2129
	90-97.....	Front, 4 Cyl.....		86-1011.....	86-2129
	90-95.....	Front, 6 Cyl.....		86-1170.....	86-2129
	1996.....	Front, 6 Cyl.....		86-1011.....	86-2129
Quest	93-00.....			86-2271.....	86-2268
	2001.....			N/A.....	86-2268
	2002.....			86-2271.....	86-2268
	04-09.....			86-2421.....	86-2342
	2010.....	Not Produced This Year			
	11-17.....			86-2421.....	86-2338
Rogue (AWD)	08-13.....	Front.....		86-2438.....	86-2397
	14-16.....			86-2565.....	86-2397
	17-18.....	Korean or Japan Built.....	Left.....	TBA.....	86-2397
			Right.....	86-2565.....	86-2397
	USA Built.....		86-2565.....	86-2397	
Rogue (FWD)	08-13.....			86-2438.....	86-2397
	14-16.....			86-2565.....	86-2397
	17-18.....	Korean or Japan Built.....	Left.....	TBA.....	86-2397
			Right.....	86-2565.....	86-2397
		USA Built.....		86-2565.....	86-2397
Rogue Select	14-15.....			86-2438.....	86-2397
Titan (4WD)	04-15.....	Front.....		86-2161.....	86-2340
	16-18.....	Front.....		86-2141.....	86-2207
Xterra (4WD)	00-01.....	Front.....		86-1011.....	86-2129
	02-04.....	Front.....		86-1011.....	86-2340
	05-16.....	Front.....		86-2159.....	86-2348

Nissan (Mexico Vehicles)

Altima	86-01.....	A/T.....		TBA.....	86-2127
	07-12.....	2.5L, A/T.....		TBA.....	86-1193
		3.5L, A/T.....	Right.....	86-2600.....	TBA
	13-18.....	3.5L, A/T.....		TBA.....	86-2348
Aprio	2007.....	M/T.....	Left.....	86-2522.....	TBA
	08-10.....	M/T.....	Left.....	86-2522.....	TBA
			Right.....	86-2593.....	86-1076



C.V. BOOTS

MODEL	YEARS	SPECIFICATIONS	SIDE	INNER	OUTER
Nissan (Mexico Vehicles) (Continued)					
Hikari	88-92			TBA	86-2149
Lucino HF	96-00			86-2375	86-2156
March	12-13	M/T		86-2194	86-2547
	12-13	A/T		86-2234	86-2547
Platina	2002	A/T	Left	N/A	86-2504
			Right	86-2593	86-2504
		M/T	Left	86-2503	86-2504
			Right	86-2593	86-2504
	03-06	A/T		N/A	86-2504
			Left	86-2503	86-2504
		M/T	Left	86-2503	86-2504
			Right	86-2593	86-2504
07-10	M/T	Left	86-2503	86-1076	
		Right	86-2593	86-1076	
Sentra	01-06	A/T		86-2600	TBA
	07-12	2.0L		86-2194	86-2596
	13-18	1.8L, A/T		86-2194	86-2454
			Left	86-2194	TBA
Sentra Americano	87-90			TBA	86-1034
Sentra HF	96-00			86-2290	86-2290
Sentra HS	01-02			86-2502	86-2290
Tiida	07-17	A/T	Left	86-2597	TBA
Tsubame	93-97			86-1171	86-2238
	98-02	M/T		86-2600	86-2156
	03-04	A/T		86-2194	86-1197
Tsuru	84-85			86-2500	86-1174
	86-87			86-1171	86-1174
	88-00			86-1171	86-2238
	01-02			86-2502	86-2290
	03-04	A/T		TBA	86-1197
Tsuru III	00-02	M/T		86-2600	TBA
	03-10	A/T		86-2194	TBA
Versa	12-14	M/T		86-2194	86-2547
	12-14	A/T		86-2234	86-2547
X-Trail	02-07	A/T	Right	86-2601	86-2129
	02-09	2.5L, w/ ABS		N/A	86-2129

Oldsmobile

88 Royale, Delta 88	86-94			86-1060	86-2342
	1995	2.84 Gear Ratio, (Exc. Supercharged)		86-1060	86-2342
				N/A	86-2342
	95-96	Supercharged		N/A	86-2342
	96-97	2.84 Gear Ratio		86-1060	86-2342
	1996	3.06 Gear Ratio		N/A	86-2342
	1997	Supercharged		86-2325	86-2342
	97-99	3.06 Gear Ratio		86-2325	86-2342
	98-99	2.86 Gear Ratio		86-1060	86-2342
	98 Regency	1985	W/ Hard Thermoplastic Boots		86-1060
				86-1060	86-1059
86-91				86-1060	86-2342
92-96		3.8L, (Exc. Supercharged)		86-1060	86-2342
				N/A	86-2342
1997		2.84 Gear Ratio		86-1060	86-2342
97-98		3.06 Gear Ratio		86-2325	86-2342
1998	2.86 Gear Ratio		86-1060	86-2342	
Achieva	92-95	A/T 3 Spd., (Exc. 16" Aluminum Wheels)		86-2230	86-2205
	92-94	A/T 3 Spd., 16" Aluminum Wheels		86-2230	86-2342
				86-2342	86-2342

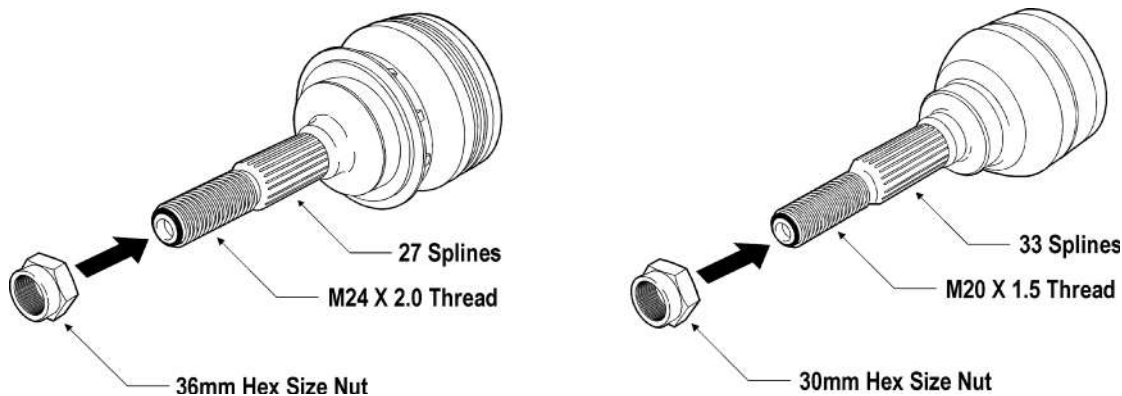
C.V. BOOTS



MODEL	YEARS	SPECIFICATIONS	SIDE	INNER	OUTER
-------	-------	----------------	------	-------	-------

Oldsmobile (Continued)

Achieva (Continued)	94-95	A/T 4 Spd.		86-2230	86-2342
	96-98			86-2230	86-2342
Alero	99-04	A/T, (Trans. code 4T40E)		86-2230	86-2205
		A/T, (Trans. code 4T45E)		86-2325	86-2205
		M/T		86-2230	86-2342
Aurora	95-96		N/A		86-2342
	97-99			86-2325	86-2342
	01-02	3.5L		86-2374	86-2342
	01-03	4.0L		86-2325	86-2342
Calais	85-87	A/T		86-1056	86-2205
		M/T		86-1060	86-2342
	1988	A/T 3 Spd.		86-1056	86-2205
		2.3L DOHC (Quad 442) M/T 5 Spd.			
		"Y" Shaped Inboard Joint		86-1060	86-2342
	88-89	2.3L DOHC (Quad 442) M/T 5 Spd.			
		Cross Groove Inboard Joint		86-2342	86-2342
	1989	2.3L DOHC (Quad 442) A/T 3 Spd.		86-1060	86-2342
	1989	2.3L H.O. M/T 5 Spd.			
		Cross Groove Inboard Joint		86-2342	86-2342
	1990	2.3L DOHC (Quad 442) A/T 3 Spd.			
(Exc. 16" Aluminum Wheels)			86-1056	86-2205	
A/T 3 Spd., 16" Aluminum Wheels			86-1060	86-2342	
1991	A/T 3 Spd., (Exc. 16" Aluminum Wheels)		86-2230	86-2205	
	A/T 3 Spd., 16" Aluminum Wheels		86-2230	86-2342	



Note: To determine the type of brakes on 1983-1988 G.M."A" body cars, look at the spindle threads on the outer joints. Light duty brakes have 20mm threads, while the heavy duty brakes have 24mm threads. The drawing above also shows the nut sizes in case there is any confusion. See page 6 for body style identification.

Ciera	1982			86-1053	86-1068	
	HD Brakes	1983	"Round" Tripod Joint	86-1058	86-1059	
			"Y" Tripod Joint	86-1060	86-1059	
	1984			86-1060	86-1059	
	85-88	4 Cyl., A/T 4 Spd.		86-1060	86-2342	
		4 Cyl., A/T 3 Spd.		86-1060	86-2342	
	86-88	6 Cyl., A/T 3 Spd.		86-1060	86-2342	
	LD Brakes	1983	"Round" Tripod Joint		86-1053	86-1068
			"Y" Tripod Joint		86-1056	86-1068
		1984			86-1056	86-1068
		85-88	4 Cyl., A/T 3 Spd.		86-1056	86-2205
1985		4 Cyl., A/T 4 Spd.		86-1056	86-2205	
85-88		6 Cyl., A/T 3 Spd.		86-1056	86-2205	
86-88	4 Cyl., A/T 4 Spd.		86-1060	86-2342		
All	89-93	A/T 3 Spd., (Exc. 2.5L)		86-1060	86-2342	
		A/T 3 Spd., 2.5L		86-1056	86-2205	
		A/T 4 Spd.		86-1060	86-2342	



C.V. BOOTS

MODEL	YEARS	SPECIFICATIONS	SIDE	INNER	OUTER	
Oldsmobile (Continued)						
Ciera (Continued) All	94-95	A/T 3 Spd. & 4 Spd.		86-1060	86-2342	
	1996	A/T 3 Spd. & 4 Spd.		86-2230	86-2342	
Cutlass	97-99			86-1056	86-2205	
Cutlass Supreme	88-91			86-1060	86-2342	
	1992	3.4L H.O. M/T 5 Spd.		86-1060	86-2342	
	92-93	A/T 3 Spd.		86-1056	86-2205	
	92-97	A/T 4 Spd.		86-1060	86-2342	
	1982	A/T, Factory A/C		86-1053	86-1068	
Firenza		Exc. A/T Factory A/C		86-1067	86-1068	
	83-84			86-1056	86-1068	
	85-88	4 Cyl., A/T		86-1056	86-2205	
		4 Cyl., M/T		86-1056	86-2205	
	85-87	6 Cyl., A/T		86-1056	86-2205	
	1985	6 Cyl., M/T		86-1060	86-2342	
	1986	6 Cyl., M/T		86-1060	86-2342	
	1987	6 Cyl., M/T		86-1060	86-2342	
	Intrigue	98-99			86-1060	86-2342
		00-02			86-2374	86-2342
LSS	96-97	2.84 Gear Ratio, (Exc. Supercharged)		86-1060	86-2342	
	1996	3.06 Gear Ratio, (Exc. Supercharged)		N/A	86-2342	
		Supercharged		N/A	86-2342	
	97-99	3.06 Gear Ratio, (Exc. Supercharged)		86-2325	86-2342	
		Supercharged		86-2325	86-2342	
	98-99	2.86 Gear Ratio, (Exc. Supercharged)		86-1060	86-2342	
Omega	80-84	A/T		86-1067	86-1068	
		M/T		86-1067	86-1068	
Toronado	67-78			N/A	86-1064	
	79-84			86-1065	N/A	
	1985			86-2342	86-2342	
	86-87			86-1060	86-2342	
	88-90	1st Design Square Roller I.B. Joint		86-2198	86-2342	
	91-92	2nd Design Square Roller I.B. Joint		N/A	86-2342	

Oldsmobile SUV/Truck/Van

Bravada (4WD)	91-94	Front		86-2119	86-2342
	1996	Front		86-2119	86-2342
	97-04	Front		86-2374	86-2340
Silhouette	90-99			86-1060	86-2342
	00-04	Front		86-2374	86-2342

Opel (Mexico Vehicles)

Corsa	87-93	1.5L, Turbo Diesel, M/T, Produced from Sept. 87 thru Mar. 93		N/A	86-1085
		1.6L GSI, Produced from Sept. 87 thru Mar. 93		N/A	86-1085
Kadett	81-91			N/A	86-1085

Peugeot (Mexico Vehicles)

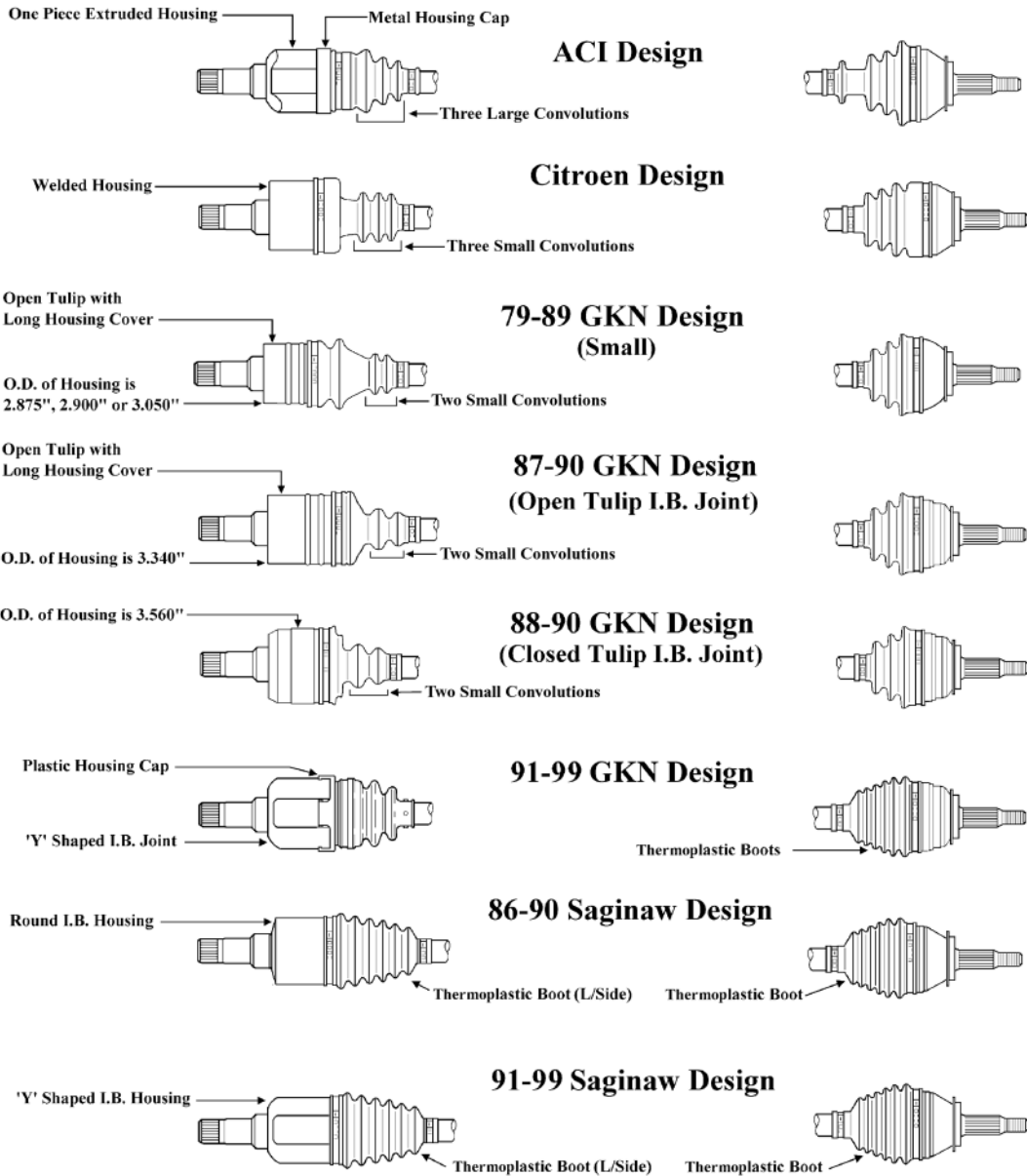
206	00-04	M/T		86-2592	86-2599
	05-09	M/T		86-2592	TBA
307	08-10			86-2520	TBA

PLYMOUTH AXLE IDENTIFICATION



Notes

Four different makes and various configurations of front axles can be found on these domestic built vehicles. Through 1983 GKN and Citroen axles were used. In 1984 an ACI axle was added to these two, then in 1986 a Saginaw axle was added. In 1988 GKN introduced a "Closed Housing" along with the "Open Housing" that they had been using since 1979. In 1991 the Saginaw axles for Chrysler vehicles underwent a design change, the inboard joints were now "Y" shaped instead of round. 1991 also saw a change in GKN as they introduced a hard thermoplastic boot on the outboard joint as well as a plastic cap on the inboard joint. Some 1992 models came equipped with GKN design axles on the right side and Saginaw design axles on the left side. The boots for these four makes and various configurations of axles are not interchangeable. To make sure of selecting the correct parts, carefully study the drawings which will allow you to easily identify which axle and boot is fitted to the car being worked on.





C.V. BOOTS

MODEL	YEARS	SPECIFICATIONS	SIDE	INNER	OUTER		
Plymouth							
Acclaim	GKN	89-90.....2.5L EFI.....		86-2187.....	86-2285		
		3.0L EFI.....		86-2188.....	86-2285		
		2.5L Turbo.....		86-2188.....	86-2285		
	1991.....	2.5L EFI, 2.5L Turbo, 3.0L EFI, A/T.....		86-2151.....	86-2263		
		2.5L EFI, M/T.....		86-2151.....	86-2263		
	1992.....	2.5L Turbo, 3.0L EFI, A/T.....		86-2151.....	86-2342		
		2.5L Turbo, M/T.....	Right.....	86-2151.....	86-2342		
	92-93.....	2.5L EFI, A/T.....		86-2151.....	86-2237		
		2.5L EFI, M/T.....	Right.....	86-2151.....	86-2342		
	93-94.....	3.0L, A/T.....		86-2151.....	86-2342		
	1994.....	2.5L, A/T.....	Left.....	86-2151.....	86-2237		
			Right.....	86-1028.....	86-2237		
		Saginaw	89-90.....2.5L Turbo, M/T.....		86-1193.....	86-2205	
			1992.....2.5L Turbo, M/T.....	Left.....	N/A.....	86-2340	
		92-93.....2.5L EFI, M/T.....	Left.....	86-2215.....	86-2340		
<i>Note: Some 1992 models came equipped with GKN design axles on the right side and Saginaw design axles on the left side.</i>							
Breeze		96-99.....		86-2215.....	86-2342		
		2000.....		86-2241.....	86-2255		
Caravelle	ACI	1984.....2.2L, (To 10/20/83).....		86-1076.....	86-1074		
		84-88.....2.2L, (From 10/21/83).....		86-1076.....	86-1052		
	Citroen	83-87.....	Exc. Turbo.....	Left.....	86-1079.....	86-1080	
				Right.....	86-1081.....	86-1080	
			Turbo.....		86-1079.....	86-1080	
	GKN	83-5/83.....	2.2L.....	Left.....	86-1070.....	86-1074	
				Right.....	86-1072.....	86-1074	
		6/83-86.....	2.2L, 2.6L, (Exc. Turbo).....	Left.....	86-1073.....	86-1074	
				Right.....	86-1075.....	86-1074	
			1986.....	2.2L Turbo.....		86-1070.....	86-1074
			1987.....	2.2L, (Exc. Turbo).....	Left.....	N/A.....	86-1074
					Right.....	86-1075.....	86-1074
				2.2L Turbo.....		N/A.....	86-1074
			1988.....	2.2L Turbo.....		86-2187.....	86-2285
			2.5L.....		86-2187.....	86-2285	
Saginaw	86-88.....	2.2L, (Exc. Turbo).....		86-1193.....	86-2205		
		2.2L Turbo.....		86-1193.....	86-2205		
Champ, Colt	79-84.....	Exc. Turbo.....		86-2131.....	86-1033		
		Turbo.....		86-1038.....	86-1042		
		A/T, M/T 5 Spd., (Exc. Turbo).....		86-1034 ①.....	86-1028		
	85-86.....	M/T 4 Spd., (Exc. Turbo).....			86-1036.....	86-1028	
					86-1038.....	86-2153	
					86-1036.....	86-1028	
	87-88.....	Exc. Turbo.....			86-1036.....	86-1028	
					86-2194.....	86-2153	
	1989.....	1.5L DOHC.....			86-1036.....	86-1028	
			1.6L A/T.....	Left.....	86-2154.....	86-2153	
				Right.....	86-1038.....	86-2153	
			1.6L M/T.....		86-2154.....	86-2153	
	90-92.....	1.5L 2 Dr., 4 Dr. Mitsubishi Design ②.....			86-1036.....	86-1028	
	1990.....	1.6L 2 Dr., 4 Dr. M/T.....			86-2154.....	86-2153	
			1.6L A/T, 2 Dr., 4 Dr.	Left.....	86-2153.....	86-2153	
				Right.....	86-2154.....	86-2153	
	91-92.....	1.5L 2 Dr., 4 Dr. NTN Design ②.....			86-2132.....	86-1156	
93-95.....	1.5L, Mitsubishi Design ②.....			86-2131.....	86-2255		
93-94.....	1.5L, NTN Design ②.....			86-2132.....	86-2255		
		1.8L.....		86-2131.....	86-2255		

① **Note:** Two different types of boots can be fitted to 85-86 Colts. The part number of the boot being removed can be found alongside the large clamp end. If this part number is MB175851, use boot 86-1034; if the part number is MB175859 or MB297454, use boot 86-1036.

② **Note:** To determine between Mitsubishi and NTN type of axles, simply note the color of the outboard joint. Mitsubishi axles have the outer joint painted "BLACK", while NTN outer joints are painted "GREEN".

C.V. BOOTS



MODEL	YEARS	SPECIFICATIONS	SIDE	INNER	OUTER	
Plymouth (Continued)						
Conquest	1984			86-1115	86-1115	
	85-86	W/O Intercooler		86-1115	86-1115	
		W/ Intercooler		86-2127	86-1170	
Horizon	ACI	89-90		86-1076	86-1052	
		Citroen	85-87	Turbo	86-1079	86-1080
	86-87		2.2L HP	Left	86-1079	86-1080
			Right	86-1081	86-1080	
	GKN	78-80	A/T	Left	86-1073	86-1074
				Right	86-1075	86-1074
			M/T	Left	86-1082	86-1074
				Right	N/A	86-1074
		81-83	1.7L, Bolt on Inner Joint	Left	86-1082	86-1074
				Right	N/A	86-1074
			1.7L, Plug in Inner Joint	Left	86-1073	86-1074
				Right	86-1075	86-1074
		81-5/83	2.2L	Left	86-1070	86-1074
				Right	86-1072	86-1074
		6/83-86	1.6L, 2.2L, (Exc. Turbo or HP)	Left	86-1073	86-1074
				Right	86-1075	86-1074
	1986	2.2L HP	Left	86-1073	86-1074	
			Right	86-1075	86-1074	
	87-90	A/T	Left	N/A	86-1074	
			Right	86-1075	86-1074	
	M/T	Left	86-1073	86-1074		
		Right	86-1075	86-1074		
Laser (2WD)	90-94	1.8L, NTN Design ①		86-2154	86-2153	
	90-92	2.0L		86-2157	86-2159	
	92-94	1.8L, NSK Design ①		86-2131	86-2180	
	1993	2.0L, (Exc. Turbo)	Left	86-2131	86-2159	
			Right	86-2157	86-2159	
		2.0L, Turbo, NSK Design ①		86-2131	86-2180	
	93-94	2.0L, Turbo, NTN Design ①		86-2157	86-2159	
	1994	2.0L, (Exc. Turbo)		86-2157	86-2159	
Laser (AWD)	90-91	Front		86-2154	86-2153	
	92-93	Front	Left	86-2154	86-2153	
			Right	86-2154	86-2180	
	1994	Front	Left	86-2154	86-2153	
			Right	86-1140	86-2180	
	90-91	Rear		86-1038	86-1003	
	92-94	Rear		86-2154	86-2158	
	Neon	95-99			86-2270	86-1052
		00-01			86-2388	86-2389
	Prowler	1997	Rear		86-2265	86-2342
99-01		Rear		86-2265	86-2342	
Reliant	ACI	84-89	2.2L	86-1076	86-1052	
		Citroen	81-87	2.2L, 2.5L, 2.6L	Left	86-1079
				Right	86-1081	86-1080
		84-87	2.2L Turbo		86-1079	86-1080
	GKN	81-5/83	2.2L	Left	86-1070	86-1074
				Right	86-1072	86-1074
		6/83-86	2.2L, 2.5L	Left	86-1073	86-1074
				Right	86-1075	86-1074
		1986	2.2L Turbo		86-1070	86-1074
		1987	2.2L Turbo		N/A	86-1074

① **Note:** To determine between NSK & NTN axles, the manufacturer will be molded into the outboard boot just above the large band as well as being stamped into outboard joint.



C.V. BOOTS

MODEL

YEARS

SPECIFICATIONS

SIDE

INNER

OUTER

Plymouth (Continued)

Reliant (Continued)	GKN	1988.....2.2L Turbo.....	86-2187	86-2285	
		88-89.....2.5L, Open Design Inboard Joint.....	86-2187	86-2285	
		1989.....2.2L.....	Left.....N/A	86-1074	
			Right.....86-1075	86-1074	
			2.5L, Closed Design Inboard Joint.....	86-2188	86-2285
	Saginaw	86-89.....2.2L, 2.5L, (Exc. Turbo).....	86-1193	86-2205	
		1988.....2.2L Turbo.....	86-1193	86-2205	
Scamp		1983.....To 5/20/83.....	Left.....86-1070	86-1074	
			Right.....86-1072	86-1074	
			Left.....86-1073	86-1074	
			Right.....86-1075	86-1074	
	ACI	87-90.....2.2L.....	86-1076	86-1052	
		Citroen	1987.....2.2L, (Exc. Turbo).....	Left.....86-1079	86-1080
			Right.....86-1081	86-1080	
		Turbo.....	86-1079	86-1080	
	GKN	87-90.....2.2L EFI.....	Left.....N/A	86-1074	
			Right.....86-1075	86-1074	
		2.5L, (Exc. Turbo).....	86-2187	86-2285	
		2.2L, 2.5L, Turbo.....	86-2188	86-2285	
	Saginaw	87-90.....2.2L, 2.5L, 2.5L Turbo, A/T.....	86-1193	86-2205	
			2.5L, M/T Turbo.....	86-1193	86-2205
		91-94.....2.2L, 2.5L, A/T.....	Left.....N/A	86-2205	
			Right.....86-2218*	86-2205	
			2.2L, 2.5L, M/T.....	86-2215	86-2340
		92-94.....3.0L.....	86-2215	86-2340	
TC3		78-80.....A/T.....	Left.....86-1073	86-1074	
			Right.....86-1075	86-1074	
			M/T.....	Left.....86-1082	86-1074
			Right.....N/A	86-1074	
		81-82.....1.7L, Bolt on Inner Joint.....	Left.....86-1082	86-1074	
			Right.....N/A	86-1074	
		1.7L, Plug in Inner Joint.....	Left.....86-1073	86-1074	
			Right.....86-1075	86-1074	
		2.2L.....	Left.....86-1070	86-1074	
			Right.....86-1072	86-1074	
	Turismo	Citroen	85-87.....2.2L HP.....	Left.....86-1079	86-1080
				Right.....86-1081	86-1080
				Turbo.....	86-1079
GKN		81-83.....1.7L, Bolt on Inner Joint.....	Left.....86-1082	86-1074	
			Right.....N/A	86-1074	
			1.7L, Plug in Inner Joint.....	Left.....86-1073	86-1074
			Right.....86-1075	86-1074	
		81-5/83.....2.2L.....	Left.....86-1070	86-1074	
			Right.....86-1072	86-1074	
		6/83-88.....1.6L, 2.2L, (Exc. 2.2L HP).....	Left.....86-1073	86-1074	
		Right.....86-1075	86-1074		
	86-88.....2.2L HP.....	Left.....86-1073	86-1074		
		Right.....86-1075	86-1074		
Vista (2WD)		89-91.....	Left.....86-2194	86-2153	
			Right.....86-1038	86-2153	
		92-94.....1.8L.....	86-1140	86-2255	
		2.4L, A/T.....	86-2157	86-2255	
		2.4L, M/T.....	86-2157	86-2205	
Vista (AWD)		89-91.....Front.....	86-1115	86-2149	
		92-94.....Front, 1.8L.....	86-2131	86-2255	
			Front, 2.4L.....	86-2154	86-2255

C.V. BOOTS



MODEL	YEARS	SPECIFICATIONS	SIDE	INNER	OUTER
-------	-------	----------------	------	-------	-------

Plymouth (Continued)

Vista (AWD) (Continued)	89-91	Rear		86-1016	86-2131
	92-94	Rear		86-1003	86-1038

Note: Part number 86-2218 listed in **boldface** with **asterisk (*)** indicate boot is made of silicone material. This is for heat resistance due to close proximity to heat sources.

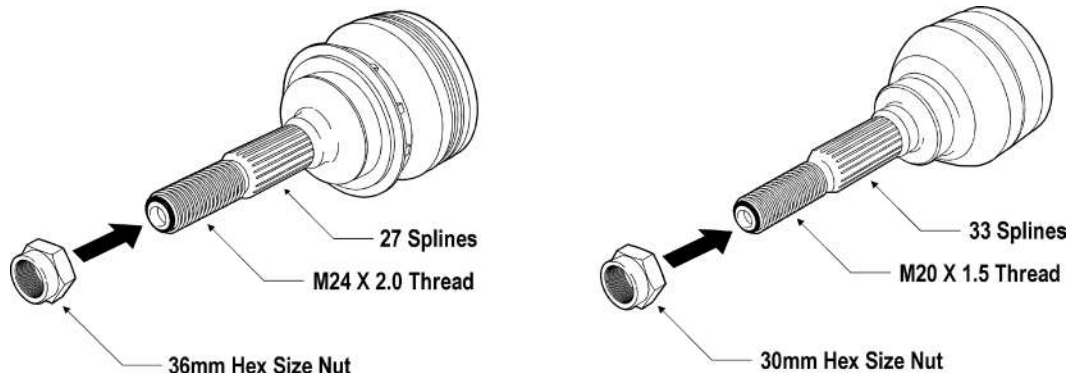
Plymouth SUV/Truck/Van

Voyager, Grand Voyager (2WD)	84-87	Citroen	Left	86-1079	86-1080
			Right	86-1081	86-1080
	87-91	2.5L, 3.0L, 3.3L, GKN		86-2187	86-2285
	92-93	2.5L, A/T		86-2151	86-2237
	92-94	2.5L Gas, M/T		86-2151	86-2285
	92-95	3.0L, 3.3L A/T		86-2151	86-2285
	1993	2.5L Diesel, M/T & GKN		86-2151	86-2285
		2.5L Diesel, M/T			
		Saginaw	Left	86-2215	86-2342
		GKN	Right	86-2151	86-2285
	1994	ATE Electric Motor Conversion	Left	86-2188	86-2285
			Right	86-2187	86-2285
	94-95	2.5L A/T		86-1028	86-2237
	96-99	Exc. 2.4L		86-2241	86-2263
	2.4L		N/A	86-2237	
2000			86-2241	86-2340	

Note: Some 1993 models came equipped with GKN design axles on the right side and Saginaw design axles on the left side.

Voyager, Grand Voyager (AWD)	1991	Front		86-2188	86-2285
	92-95	Front, 3.0L, 3.3L	Left	86-2151	86-2285
			Right	86-2188	86-2285

Pontiac



Note: To determine the type of brakes on 1983-1988 G.M."A" body cars, look at the spindle threads on the outer joints. Light duty brakes have 20mm threads, while the heavy duty brakes have 24mm threads. The drawing above also shows the nut sizes in case there is any confusion. See page 6 for body style identification.

2000, J2000 6000	1982			86-1067	86-1068
	1982			86-1053	86-1068
HD Brakes	1983	"Round" Tripod Joint		86-1058	86-1059
		"Y" Tripod Joint		86-1060	86-1059
	1984			86-1060	86-1059
	85-88	4 Cyl., A/T 3 Spd.		86-1060	86-2342
		4 Cyl., A/T, 4 Spd.		86-1060	86-2342
		6 Cyl., A/T 3 Spd.		86-1060	86-2342
	87-88	M/T		86-1060	86-2342



C.V. BOOTS

MODEL

YEARS

SPECIFICATIONS

SIDE

INNER

OUTER

Pontiac (Continued)

6000 (Continued)	LD Brakes	1983	"Round" Tripod Joint	86-1053	86-1068	
			"Y" Tripod Joint	86-1056	86-1068	
		1984		86-1056	86-1068	
		85-88	4 Cyl., A/T 3 Spd.	86-1056	86-2205	
		1985	4 Cyl., A/T, 4 Spd.	86-1056	86-2205	
		1986	6 Cyl., A/T 4 Spd., Carb.	86-1056	86-2205	
			6 Cyl., A/T 4 Spd., EFI	86-1060	86-2342	
		87-88	A/T 4 Spd.	86-1060	86-2205	
		All	89-91	A/T 4 Spd.	86-1060	86-2342
				2.5L, A/T 3 Spd.	86-1056	86-2205
				2.8L, A/T 3 Spd.	86-1060	86-2342
	3.1L		86-1060	86-2342		
Bonneville	87-91		86-1060	86-2342		
	1992	Exc. Supercharged	86-1060	86-2342		
		Supercharged	N/A	86-2342		
	93-94		86-1060	86-2342		
	95-97	2.84 Gear Ratio, (Exc. Supercharged)	86-1060	86-2342		
	95-96	3.06 Gear Ratio, (Exc. Supercharged)	N/A	86-2342		
		Supercharged	N/A	86-2342		
	97-99	3.06 Gear Ratio, (Exc. Supercharged)	86-2325	86-2342		
	98-99	2.86 Gear Ratio, (Exc. Supercharged)	86-1060	86-2342		
	97-03	Supercharged	86-2325	86-2342		
	00-03	2.86, 3.05 Gear Ratio, (Exc. Supercharged)	86-2374	86-2342		
	04-05	3.8L, 2.86, 3.05 Gear Ratio	86-2374	86-2342		
		4.6L	86-2437	86-2348		
Fiero	1984	A/T	86-1056	86-1178		
		M/T	86-1060	86-1177		
	85-88	A/T	86-1056	86-2205		
		M/T	86-1060	86-2342		
G3	2009	A/T	86-2475	86-2454		
		M/T	86-2106	86-2454		
G5	07-09		86-2443	86-2404		
G6	2006	2.4L, 3.5L	86-2434	86-2340		
		3.9L	86-2437	86-2348		
	2007	2.4L, 3.5L	86-2434	86-2340		
		3.6L	86-2443	86-2348		
		3.9L, A/T	86-2437	86-2348		
		3.9L, M/T	86-2443	86-2348		
	2008	2.4L, 3.5L	86-2434	86-2340		
		3.6L	86-2443	86-2348		
		3.9L	86-2437	86-2348		
	2009	2.4L, 4 Spd. A/T	86-2434	86-2340		
		2.4L, 6 Spd. A/T	86-2485	86-2404		
		3.5L	86-2434	86-2340		
		3.6L	86-2443	86-2348		
		3.9L	86-2437	86-2340		
	2010		86-2434	86-2340		
	Grand Am	85-88	A/T, (Incl. Turbo)	86-1056	86-2205	
			M/T, (Incl. Turbo)	86-1060	86-2342	
1989		A/T, (Exc. 16" Aluminum Wheels)	86-1056	86-2205		
		A/T, 16" Aluminum Wheels	86-1060	86-2342		
		2.3L, M/T	86-2342	86-2342		
		2.5L, M/T	86-1060	86-2342		
90-91		14" Aluminum Wheels	86-1056	86-2205		
		16" Aluminum Wheels	86-1060	86-2342		
		2.3L Quad 4 Eng.	86-2342	86-2342		
		2.5L	86-1060	86-2342		

C.V. BOOTS



MODEL	YEARS	SPECIFICATIONS	SIDE	INNER	OUTER	
Pontiac (Continued)						
Grand Am (Continued)	92-94	2.3L, (Exc. A/T 3 Spd.& 2.3L H.O.)		86-2230	86-2342	
	92-93	A/T 3 Spd., (Exc. 16" Wheels)		86-2230	86-2205	
		A/T 3 Spd., 16" Wheels		86-2230	86-2342	
		2.3L H.O., (Exc. A/T 3 Spd.)				
		Cross Groove I.B. Joint		86-2342	86-2342	
	1994	A/T 4 Spd., M/T 3 Spd.				
		Cross Groove I.B. Joint		86-2342	86-2342	
	95-96	A/T 3 Spd., (Exc. Turbo)		86-2230	86-2342	
		A/T 3 Spd. Turbo		86-2230	86-2205	
		A/T 4 Spd.		86-1056	86-2342	
	97-98			86-2230	86-2205	
	99-05	A/T, (Trans Code 4T40E)		86-2230	86-2342	
		A/T, (Trans Code 4T45E)		86-2325	86-2342	
99-04	M/T		86-2230	86-2342		
Grand Prix	88-94	Exc. 92-94 A/T 3 Spd.		86-1060	86-2342	
	92-94	A/T 3 Spd.		86-1056	86-2342	
	95-99			86-1060	86-2342	
	00-04			86-2374	86-2342	
	2005	3.8L		86-2374	86-2342	
	2005	5.3L		86-2435	86-2377	
	06-08	3.8L		86-2374	86-2348	
		5.3L		86-2435	86-2397	
LeMans	88-93	A/T, 3 Convolutions on Outer Boot	Left	86-1193	86-1194	
			Right	86-2106	86-1194	
	1988	A/T, 4 Convolutions on Outer Boot	Left	86-1056	86-1085	
			Right	86-2227 ①	86-1085	
	88-93	M/T, 3 Convolutions on Outer Boot		86-2106	86-1194	
	1988	M/T, 4 Convolutions on Outer Boot		86-2106	86-1085	
① Note: Boot 86-2227 is a boot only. If you prefer it to come with metal flange, order this part number, 86-2300.						
Phoenix	80-84	A/T		86-1067	86-1068	
		M/T		86-1067	86-1068	
Solstice	07-09	Rear		N/A	86-2348	
Sunbird	1986	1.8L, A/T		86-1056	86-2205	
		1.8L, M/T (Exc. Turbo)		86-1056	86-2205	
		1.8L, M/T, Turbo		86-1060	86-2342	
	86-87			86-1056	86-2205	
	1988	A/T		86-1056	86-2205	
		M/T (Exc. Turbo), Isuzu Trans.		86-1056	86-2205	
		M/T (Exc. Turbo), Muncie Trans.		86-1056	86-2342	
		M/T, Turbo, 'Y' Shaped I.B. Joint, Isuzu Trans.		86-1060	86-2205	
		M/T, Turbo, 'Y' Shaped I.B. Joint, Muncie Trans.		86-1060	86-2342	
		M/T, Turbo, Round I.B. Joint, Isuzu Trans.		86-2342	86-2205	
		M/T, Turbo, Round I.B. Joint, Muncie Trans.		86-2342	86-2342	
	89-90	A/T		86-1056	86-2205	
	89-91	M/T, (Exc. Turbo)		86-1056	86-2205	
		M/T, Turbo		86-2342	86-2342	
	91-94	A/T 3 Spd.		86-2230	86-2205	
	92-94	2.0L, M/T 5 Spd.		86-2230	86-2205	
		3.1L, M/T 5 Spd., Cross Groove Inboard Joint		86-2342	86-2342	
	Sunfire	1995	4 Cyl., A/T 3 Spd.		86-2230	86-2205
			4 Cyl., A/T 4 Spd.		86-2230	86-2342
			4 Cyl., M/T		86-2230	86-2342
1996		A/T 3 Spd.		86-1056	86-2404	
		A/T 4 Spd.		86-2230	86-2342	
		2.2L, M/T		86-1056	86-2404	
		2.4L, M/T		86-2230	86-2342	



C.V. BOOTS

MODEL	YEARS	SPECIFICATIONS	SIDE	INNER	OUTER
-------	-------	----------------	------	-------	-------

Pontiac (Continued)

Sunfire (Continued)	1997	2.2L, A/T 3 Spd.....		86-1056	86-2404
		2.2L, A/T 4 Spd.....		86-1056	86-2404
		2.2L, M/T		86-1056	86-2404
		2.4L, A/T 3 Spd.....		86-1056	86-2404
		2.4L, A/T 4 Spd.....		86-2230	86-2342
		2.4L, M/T		86-2230	86-2342
	1998	2.2L, 2.4L, "Y" Shaped Inboard Joint		86-2230	86-2342
		2.2L, 2.4L, "Round" Shaped Inboard Joint		86-2254	86-2404
	1999	2.2L, A/T 3 Spd		86-2254	86-2404
		2.2L, A/T 4 Spd.....		86-2254	86-2404
		2.2L, M/T, "Y" Shaped Inboard Joint		86-2230	86-2342
	1999	2.2L, M/T, "Round" Shaped Inboard Joint		86-2254	86-2404
		2.4L, A/T 4 Spd.....		86-2230	86-2342
		2.4L, M/T		86-2230	86-2342
	00-01	2.2L, A/T		86-2372	86-2404
		2.2L, M/T		86-2230	86-2342
		2.4L		86-2230	86-2342
	2002	2.2L (Engine VIN Code F)		86-2230	86-2342
		2.2L, A/T, (Engine VIN Code 4)		86-2372	86-2404
		2.2L, M/T, (Engine VIN Code 4).....		86-2230	86-2342
	2.4L		86-2230	86-2342	
	03-05.....		86-2230	86-2342	
Vibe (FWD)	03-06	1.8L (Exc. GT)		86-2447	86-2404
		1.8L, GT		86-2425	86-2397
	07-08		86-2447	86-2404
	09-10	1.8L		86-2450	86-2404
		2.4L		86-2425	86-2375
Vibe (AWD)	03-06	Front		N/A	86-2404
	07-08	Not Produced These Years			
	09-10	Front		86-2425	86-2375
	03-06	Rear		86-2121	86-2121

Pontiac SUV/Truck/Van

Aztek	02-05	Front		N/A	86-2375
Montana	1999		86-1060	86-2342
	00-01		86-2374	86-2342
	02-04	Front, 3.4L		86-2374	86-2342
	2005	Front, 3.4L		86-2374	86-2342
		Front, 3.5L		86-2437	86-2348
	2006	Front		86-2437	86-2348
	Rear		86-2372	N/A	
Torrent	06-07	Front		86-2407	86-2375
	08-09	Front, 3.4L		86-2407	86-2375
		Front, 3.6L		N/A	86-2397
	2006	Rear		N/A	86-2453
Trans Sport	90-97		86-1060	86-2342

Porsche

356, A, B, C	50-65	Swing Axle.....		86-1091	N/R
911	89-98	Front		86-2200 ①	86-1101
	99-01	Front		N/A	86-1101
	65-68	Rear		86-1093	86-1093
	75-77	Rear , (Exc. Turbo)		86-1094	86-1094
	84-85	Rear , (Exc. Turbo)		86-1094	86-1094
	86-04	Rear		86-2200 ①	86-2200 ①
	2005	Rear , Turbo.....		86-2200 ①	86-2200 ①
	07-09	Rear , Turbo.....		86-2200 ①	86-2200 ①

C.V. BOOTS



MODEL	YEARS	SPECIFICATIONS	SIDE	INNER	OUTER
Porsche (Continued)					
912	65-68	Rear		86-1093	86-1093
914	70-76	Rear		86-1093	86-1093
924	77-82	Rear, (Incl. Turbo)		86-1086	86-1086
924S	87-88	Rear		86-1086	86-1086
928	78-81	Rear, Replacement Shaft		86-2200 ①	86-2200 ①
	82-91	Rear		86-2200 ①	86-2200 ①
	93-95	Rear		86-2200 ①	86-2200 ①
944	83-86	Rear		86-1086	86-1086
	87-91	Rear		86-2200 ①	86-2200 ①
968	92-95	Rear		86-2200 ①	86-2200 ①
Boxster	97-02	Rear		86-2200 ①	86-2200 ①
	03-05	3.2L, A/T, Rear		86-2200 ①	N/A
		3.2L, M/T, Rear		86-2200 ①	86-2200 ①
Panamera	10-16	Front		N/A	86-2455

① **Note:** The boot for 86-2200 clamps onto a re-usable base. If on disassembly it is found that the boot is crimped into a solid metal base. Use boot kit 86-1094 as a replacement.

Porsche SUV/Truck/Van

Cayenne	03-06	Front		86-2452	86-2319
	2007	Not Produced This Year			
	08-10	Front		86-2452	86-2319
	11-12	Front, 3.0L Hybrid		86-2452	86-2319
		Front, 3.6L, 4.8L		TBA	86-2375
	13-16	Front, 3.0L Hybrid		86-2452	86-2319
		Front, 3.0L Diesel		86-2452	86-2319
		Front, 3.6L, 4.8L		TBA	86-2375
	2017	Front, 3.0L Hybrid		86-2452	86-2319
		Front, 3.6L, 4.8L		TBA	86-2375

Ram

1500 4WD	2011			86-2373	86-2326
	12-17			86-2479	86-2207

Renault

Alliance, Encore	83-87	A/T	Left	86-1113* ①	86-1108
			Right	86-1107	86-1108
	M/T	Left	N/A	86-1108	
		Right	86-1107	86-1108	

① **Note:** Part number 86-1113 is made of a **silicone material**.

Fuego	82-85			86-1110	N/A
R18, R18i	81-83			86-1106	86-1108
	84-86			86-1110	N/A

Note: Part number 86-1113 listed in **boldface with asterisk (*)** indicate boot is made of silicone material. This is for heat resistance due to close proximity to heat sources.

Renault (Mexico Vehicles)

Clio	2002	A/T	Left	N/A	86-2504
			Right	86-2501	86-2504
			M/T	Left	86-2503
	02-10	1.6L	Right	86-2501	86-1076
			Right	86-2593	TBA
			03-08	M/T	Left
			Right	TBA	86-1076
Koleos	09-14			TBA	86-1193
R18	85-86			N/A	86-1186





C.V. BOOTS

MODEL	YEARS	SPECIFICATIONS	SIDE	INNER	OUTER
-------	-------	----------------	------	-------	-------

Renault (Mexico Vehicles) (Continued)

Scenic	01-04		Left	86-2503	TBA
Trafic	07-10			TBA	86-2591

Saab

99	73-80			86-1049	N/A
900, 900S	79-87			86-1049	N/A
	88-93			86-2150	86-1186
	94-98	Exc. 2.3L, M/T 5 Spd.		86-2150	86-2276
		2.3L, M/T 5 Spd.		86-2227	86-2276
900 Turbo	79-84			86-1049	N/A
	85-87			86-2150	N/A
	88-93			86-2150	86-1186
9000	86-98			86-2150	86-1186
9000 Turbo	86-93			86-2150	86-2276
	94-98			86-2150	86-1103
9-2X	05-06	Front		86-2483	86-2453
9-3	99-02	2.0L	Left	86-2150	86-2342
			Right	N/A	86-2342
		2.3L		86-2188	86-2338
	2003	2.0L, A/T (Exc. SE)		N/A	86-2471
		2.0L, M/T (Exc. SE)		86-2471	86-2471
		2.0L, SE	Left	86-2150	86-2342
			Right	N/A	86-2342
	04-05	2.0L, A/T		N/A	86-2471
		2.0L, M/T		86-2471	86-2471
	06-09	2.0L, A/T		N/A	86-2471
		2.0L, M/T		86-2471	86-2471
		2.8L, A/T		86-2430	86-2338
		2.8L, M/T		86-2471	86-2471
	10-11	A/T		N/A	86-2471
		M/T		86-2471	86-2471
9-3x	10-11	Front, A/T		86-2430	86-2338
		Front, M/T		86-2471	86-2471
9-5	99-01			86-2188	86-2338
	02-04	A/T		86-2365	86-2348
		M/T		86-2188	86-2348
	05-09			86-2365	86-2348

Saturn

Astra	2008			86-2428	86-2324
Aura	2007	A/T, 4 Spd		86-2434	86-2340
		A/T, 6 Spd		86-2443	86-2348
	2008	2.4L		86-2434	86-2340
		3.5L		86-2434	86-2340
		3.6L		86-2443	86-2348
	2009	2.4L (Exc. Hybrid)		86-2485	86-2404
		2.4L Hybrid		86-2434	86-2340
		3.6L		86-2443	86-2348
Ion	03-05	Coupe & Sedan		N/A	86-2375
	06-07	Exc. Redline		86-2443	86-2404
		Redline		86-2376	86-2375
LS, LW	00-03	A/T		86-2358	86-2324
		M/T	Left	86-2358	86-2324
			Right	86-2407	86-2324
	04-05			86-2358	86-2324
L300	2005			86-2358	86-2324
SC, SL & SW	91-02			86-2254	86-2255

C.V. BOOTS



MODEL YEARS SPECIFICATIONS SIDE INNER OUTER

Saturn (Continued)

Sky 07-10..... *Rear* N/A 86-2348

Saturn SUV/Truck/Van

Outlook 07-10..... 86-2464 86-2397

Relay 05-06..... Front 86-2437 86-2348
2007..... Front 86-2443 86-2348

Vue 02-07..... Front 86-2407 86-2375
08-09..... Front, 2.4L 86-2407 86-2375
Front, 3.5L 86-2464 86-2397
Front, 3.6L 86-2464 86-2397
02-08..... *Rear* N/A 86-2453

Scion

iA 2016..... A/T 86-2571 86-2453
M/T 86-1139 86-2453

iM 2016..... 86-2488 86-2348

iQ 12-15..... 86-2572 86-2403

tC 05-16..... 86-2410 86-2348

xA 04-06..... 86-1196 86-2336

xB 04-06..... 86-1196 86-2336
2007..... Not Produced This Year

08-15..... 86-2410 86-2348

xD 08-13..... 86-2488 86-2348

Seat (Mexico Vehicles)

Altea 10-12..... 1.4L, M/T, Turbo TBA 86-2595

Cordoba 01-02..... 1.6L, M/T Left TBA N/A

Sterling

825, 827 87-91..... 86-2188 86-2285

Subaru

2WD 73-4/78..... 86-1098 86-1096
5/78-79..... 86-1098 86-1028
80-88..... 86-1098 86-1028

4WD 75-79..... Front, Wagon 86-1098 86-1028
80-84..... Front, (Exc. Brat) 86-1098 86-1157

Hatchback (2WD) 85-89..... 86-1098 86-1028

Hatchback (AWD) 85-89..... Front 86-1098 86-1157

Impreza (2WD) 93-95..... 86-2174 86-2175
1996..... 86-2131 86-2196

Impreza (AWD) 93-97..... Front 86-2131 86-2196
98-01..... Front 86-2131 86-2336
02-03..... Front 86-2131 86-2403
2004..... Front, 2.0L (Up to 8/31/03) 86-2131 86-2403
Front, 2.0L (From 9/1/03)..... 86-2483 86-2403
Front, 2.5L (Exc. WRX STi, Up to 8/31/03)..... 86-2131 86-2403
Front, 2.5L (Exc. WRX STi, From 9/1/03) 86-2483 86-2403
Front, WRX STi (Up to 8/31/03)..... 86-2174 86-2367
Front, WRX STi (From 9/1/03) 86-2174 86-2404
2005..... Front, 2.0L 86-2483 86-2403
Front, 2.5L (Exc. WRX STi) 86-2483 86-2403
Front, WRX STi 86-2174 86-2404
06-07..... Front, (Exc. WRX STi) 86-2483 86-2403
Front, WRX STi 86-2174 86-2404



C.V. BOOTS

MODEL

YEARS

SPECIFICATIONS

SIDE

INNER

OUTER

Subaru (Continued)

Impreza (AWD) (Continued)	08-11	Front, (Exc. WRX, WRX STi)	86-2428	86-2336	
		Front, WRX	86-2474	86-2454	
		Front, WRX STi	86-2432	86-2336	
	12-14	Front, (Exc. WRX)	86-2576	86-2403	
		Front, WRX (Exc. WRX STi)	86-2474	86-2454	
		Front, WRX STi	86-2432	86-2336	
	15-16	Front	86-2576	86-2403	
	17-18	Front	86-2474	86-2403	
	93-00	Rear	86-1134	86-2181	
	2001	Rear	86-2193	86-2181	
	02-03	Rear (Exc. Turbo)	86-2193	86-2181	
		Rear , Turbo	N/A	86-2131	
	2004	Rear , 2.0L	N/A	86-2131	
		Rear , 2.5L (Exc. Turbo)	86-2193	86-2181	
		Rear , WRX STi	86-2174	86-2196	
	2005	Rear , 2.0L	N/A	86-2131	
	05-09	Rear , 2.5L (Exc. Turbo)	86-2193	86-2181	
		Rear , WRX STi	86-2235	86-2131	
	Justy	87-88	Front	86-2121	86-1134
		89-94	Front	86-2181	86-1134
88-11/92		Rear	86-1139	86-2193	
Legacy (2WD)	90-92		86-2177	86-2178	
	93-3/93		86-1159	86-2178	
	4/93-95	A/T	86-2174	86-2175	
		M/T	86-1159	86-2178	
	1996	A/T	86-2131	86-2196	
	M/T	86-1159	86-2196		
Legacy (AWD)	1990	Front, (Incl. Turbo)	86-2174	86-2175	
	6/90-94	Front, (Exc. Turbo)	86-2131	86-2196	
	91-9/91	Front, Turbo	86-2174	86-2175	
	10/91-94	Front, Turbo	86-2131	86-2196	
	1995	Front	86-2131	86-2196	
	1996	Front, L & LS	86-2131	86-2196	
	1996	Front, LSi & GT	86-2174	86-2196	
	97-99	Front	86-2131	86-2196	
	00-04	Front	86-2131	86-2336	
	05-06	Front	86-2483	86-2403	
	2007	Front, 2.5i, 2.5i Limited	86-2483	86-2403	
		Front, 2.5i, Special Edition	86-2483	86-2404	
		Front, GT Limited, GT spec .B	86-2483	86-2404	
	2008	Front, Exc. Turbo	86-2483	86-2403	
		Front, Turbo	86-2483	86-2404	
	2009	Front	86-2483	86-2404	
	10-14	Front	86-2487	86-2389	
	15-18	Front	86-2474	86-2403	
	90-6/92	Rear , A/T	86-1156	86-2131	
	90-10/91	Rear , M/T	86-2174	86-2196	
	11/91-6/92	Rear , M/T	86-1156	86-2131	
	7/92-94	Rear	86-1156	86-2131	
	95-99	Rear	86-1134	86-2181	
	00-03	Rear	N/A	86-2181	
	2004	Rear (Exc. Turbo)	N/A	86-2181	
		Rear , Turbo	86-1028	86-2181	
	2005	Rear	N/A	86-2181	
	2006	Rear , A/T	86-1188	86-2181	
		Rear , M/T	86-2181	N/A	

C.V. BOOTS



MODEL	YEARS	SPECIFICATIONS	SIDE	INNER	OUTER
Subaru (Continued)					
Legacy (AWD) (Continued)	2007	<i>Rear</i> , (Exc 2.5L Special Edition)		N/A	86-2181
		<i>Rear</i> , GT spec.B		N/A	86-2174
	2008	<i>Rear</i> , (Exc. 2.5L & 2.5L Special Edition with A/T)		N/A	86-2181
Loyale (2WD) 3 Door Coupe, Sedan, Wagon	85-86	Carburetor		86-1098	86-1028
	85-93	M/T & Fuel Injection		86-1098	86-2196
	86-93	A/T & Fuel Injection		86-1098	86-1156
	86-92	Turbo		86-1159	86-1115
Loyale (AWD) 3 Door Coupe, Sedan, Wagon	85-90	Front, (Exc. Turbo)		86-1098	86-2196
		Front, Turbo		86-1159	86-1115
	1991	Front		86-1159	86-1115
	92-94	Front		86-1098	86-2196
	85-86	<i>Rear</i>		86-2131	86-2131
	87-94	<i>Rear</i>		86-2131	86-1156
Outback	00-04	Front		86-2131	86-2336
	05-06	Front		86-2483	86-2403
	2007	Front		86-2483	86-2404
	2008	Front		86-2483	86-2403
	2009	Front, Exc. Turbo		86-2483	86-2403
		Front, Turbo		86-2483	86-2404
	10-14	Front		86-2487	86-2389
	15-18	Front		86-2474	86-2403
	01-04	<i>Rear</i> , 2.5L		N/A	86-2181
	01-03	<i>Rear</i> , 3.0L		86-1028	86-2131
	2005	<i>Rear</i> , 2.5L, A/T		86-1188	86-2181
		<i>Rear</i> , 2.5L, M/T		N/A	86-2181
		<i>Rear</i> , 3.0L		N/A	86-2181
	2006	<i>Rear</i> , A/T		86-1188	86-2181
		<i>Rear</i> , M/T		N/A	86-2181
	2008	<i>Rear</i> , A/T		N/A	86-2181
		<i>Rear</i> , M/T		N/A	86-2181
SVX (2WD)	92-95			86-2138	86-2178
SVX (AWD)	92-97	Front		86-1159	86-1115
		<i>Rear</i>		86-1098	86-2196
WRX	15-18	Front		86-2474	86-2403
XT Coupe	85-91	Exc. Turbo		86-1098	86-2196
		Turbo		86-1159	86-1115
XT6 (2WD)	88-89			86-2138	86-2178
XT6 (AWD)	88-91	Front		86-1159	86-1115
		<i>Rear</i>		86-1038	86-2196

Subaru SUV/Truck/Van

B9 Tribeca	06-07	Front		86-2450	86-2403	
		<i>Rear</i>		86-2131	86-2453	
Baja	2003	Front		86-2131	86-2336	
		2004	Front, A/T (Exc. Turbo)		86-2428	86-2404
	05-06	Front, M/T (Exc. Turbo)		86-2131	86-2336	
		Front, Turbo with Sport Shift Trans.		86-2428	86-2404	
		Front, Turbo w/o Sport Shift Trans.		86-2427	86-2404	
		Front, A/T (Exc. Turbo)		86-2428	86-2404	
	2003	Front, M/T (exc. Turbo)		86-2131	86-2336	
		Front, A/T, Turbo		86-2428	86-2404	
		Front, M/T, Turbo		86-2427	86-2404	
		<i>Rear</i>		86-2181	N/A	
04-06	<i>Rear</i> , Baja Sport		86-2181	N/A		
	<i>Rear</i> , Baja Turbo		86-2131	86-1028		
Brat	78-79	Front		86-1098	86-1096	
		1980	Front		86-1098	86-1028
		81-84	Front		86-1098	86-1157



C.V. BOOTS

MODEL	YEARS	SPECIFICATIONS	SIDE	INNER	OUTER
Subaru SUV/Truck/Van (Continued)					
Brat (Continued)	85-87	Front		86-1098	86-1028
	80-84	Rear		86-1027	86-1027
Crosstrek	15-18	Front		86-2474	86-2403
Forester	98-02	Front		86-2131	86-2336
	03-04	Front		86-2428	86-2404
	05-08	Front (Exc. M/T, Turbo)		86-2428	86-2404
		Front, M/T, Turbo		86-2427	86-2404
	2009	Front (Up to production date 3/11/09)		86-2474	86-2404
		Front (From production date 3/12/09)		86-2474	86-2403
	2010	Front		86-2474	86-2403
	11-13	Front, Exc. Turbo		86-2474	86-2454
		Front, Turbo		86-2474	86-2404
	14-17	Front		86-2474	86-2403
	98-02	Rear		86-1134	86-2181
	2003	Rear		86-2193	86-2181
	2004	Rear (Exc. Turbo)		86-2193	86-2181
		Rear , Turbo		N/A	86-2131
	2005	Rear (Exc. Turbo, To 1/13/05)		86-2193	86-2181
	Rear , (Exc. Turbo, From 1/14/05)		N/A	86-2181	
	Rear , Turbo (To 1/13/05)		N/A	86-2131	
	Rear , Turbo (From 1/14/05)		N/A	86-2181	
	06-08	Rear		N/A	86-2181
Tribeca	08-14	Front		86-2483	86-2403
		Rear		86-2131	86-2453
XV Crosstrek	13-15	Front		86-2474	86-2403
Suzuki					
Aerio	02-03	Front, A/T		86-2193	86-2403
		Front, M/T		86-2131	86-2403
	04-05	Front, A/T		86-2448	86-2403
	04-07	Front, M/T		86-1038	86-2403
	03-07	Rear		86-2181	86-2182
Esteem	95-97	A/T		86-2193	86-1134
		M/T		86-2121	86-2144
	1998	A/T		86-2181	86-2193
		M/T		86-2121	86-2144
	99-00	1.6L, A/T		86-2181	86-2193
		1.6L, M/T		86-2121	86-2144
		1.8L, A/T		86-2234	86-2144
		1.8L, M/T		86-2121	86-2235
	2001	A/T		86-2234	86-2144
		M/T		86-2121	86-2144
2002	A/T		86-2234	86-2193	
	M/T		86-2121	86-2235	
Forenza	04-08			86-2256	86-2404
Kizashi	10-13	Front		86-2497	86-2404
Reno	05-08			86-2256	86-2404
Swift	89-94	A/T, (Exc. GTi)		86-1187	86-1188
		A/T, GTi		86-2121	86-1156
		M/T, (Exc. GT, GTi)		86-2181	86-1188
		M/T, GT, GTi		86-2234	86-1156
	95-99	A/T		86-1187	86-1139
		M/T		86-2181	86-1139
	2001			86-1187	86-1139
SX4	11-13	Front		N/A	86-2404
Verona	04-06			86-2313	86-2348

C.V. BOOTS



MODEL	YEARS	SPECIFICATIONS	SIDE	INNER	OUTER
Suzuki SUV/Truck/Van					
Equator	09-12			86-2159	86-2348
Grand Vitara	99-05	2.5L, A/T		86-2131	86-2386
		2.5L, M/T		86-1038	86-2196
	06-08	Front	Left	N/A	86-2403
			Right	86-2448	86-2403
Sidekick (4WD)	89-91	Front		86-1115	86-1156
	92-98	Front		86-2131	86-1156
Sidekick Sport (4WD)	96-98	Front		86-2131	86-2386
Vitara	99-03			86-2131	86-2386
	2004	A/T		86-2131	86-2386
		M/T		86-1038	86-2196
X-90 (4WD)	96-98	Front		86-2131	86-1156
XL-7 (AWD)	07-08	Front		86-2464	86-2348
XL-7 (4WD)	02-03			86-1038	86-2196
	04-06			86-2131	86-2455

Toyota

Avalon	95-97			86-2227	86-2228
	98-99			86-2227	86-2324
	00-02			86-2409	86-2324
	03-04			86-2409	86-2348
	05-12			86-2438	86-2348
	13-18	A/T, 6 Spd.		86-2569	86-2348
		CVT Trans.		86-2508	86-2340
Camry 4 Cyl. (2WD) Japan Produced*	83-89			86-1124	86-1125
	90-91	A/T, GKN Design ①		86-2108	86-2107
	1990	A/T, Toyota Design ①		86-1124	86-1125
	90-91	M/T		86-2172	86-2171
	1991	A/T, Toyota Design ①		86-2169	86-1125
	92-96	GKN Design ①		86-2108	86-2226
		Toyota Design ①		86-2172	86-2171
	00-01			86-2323	86-2324
	02-06			86-2409	86-2324
	07-11			86-2410	86-2348
Camry 4 Cyl. (2WD) North America Produced*	89-91			86-2108	86-2107
	92-94			86-2108	86-2226
	95-96			86-2241	86-2226
	97-01	GKN Design ①		86-2323	86-2324
		Toyota Design ①		86-2241	86-2226
	02-06			86-2409	86-2324
	2007			86-2409	86-2348
	08-11	Exc. Hybrid		86-2409	86-2348
		Hybrid		86-2410	86-2348
	12-13	Exc. Hybrid		86-2478	86-2404
	Hybrid		86-2410	86-2319	
14-17	Exc. Hybrid		86-2478	86-2404	
	Hybrid		86-2508	86-2340	
Camry 6 Cyl. Japan Produced*	88-91			86-2166	86-2167
	92-93	A/T, GKN Design ①		86-2227	86-2228
		A/T, Toyota Design ①		86-2166	86-2167
		M/T		86-2166	86-2167
	94-96			86-2227	86-2228
97-99			86-2227	86-2324	
Camry 6 Cyl. North America Produced*	90-91			86-2227	86-2226
	92-93			86-2227	86-2228
	94-96			86-2227	86-2228
	97-01			86-2227	86-2324



C.V. BOOTS

MODEL	YEARS	SPECIFICATIONS	SIDE	INNER	OUTER
-------	-------	----------------	------	-------	-------

Toyota (Continued)

Camry 6 Cyl. North America Produced*	02-03			86-2409	86-2397
	04-06			86-2420	86-2319
(Continued)	07-14			86-2569	86-2319
	15-17			86-2569	86-2348

***Note:** To determine location of production, refer to vin # (vehicle identification number). For cars produced in North America, the vin # will begin with 4T1; for those produced in Japan, the vin # will begin with JT2.

① **Note:** To determine manufacturer of C.V. joints simply look at the outboard joint. GKN joints will have the name GKN stamped on the C.V. joint, Toyota joints will be blank.

Camry (AWD)	1988	Front		86-2166	86-2167
	89-2/90	Front, A/T		86-2169	86-1125
		Front, M/T		86-2169	86-2167
	3/90-91	Front		86-2169	86-1125
	88-91	Rear		N/A	86-1125
Celica (AWD)	88-93	Front, All-Trac		86-2166	86-2167
		Rear, All-Trac		N/A	86-2167
Celica (FWD)	86-89	GT, ST		86-1124	86-1125
		GTS		86-1115	86-2149
	90-93	GT, GTS		86-2172	86-2171
	90-91	ST Coupe, A/T		86-2169	86-1125
	90-93	ST Coupe, M/T		86-2169	86-1129
	92-93	ST Coupe, A/T	Left	86-2169	86-1125
			Right	See Note ②	86-1125
	94-97	GT Coupe, Lift-back, Convertible, A/T		See Note ②	86-1125
		GT Coupe, Lift-back, Convertible, M/T		86-2172	86-2171
		ST Coupe, Lift-back		See Note ②	86-1125
		2.2L A/T		86-2169	86-1125
		2.2L M/T		86-2172	86-2171
	1999	A/T		86-2168	86-1125
		M/T		86-2172	86-2348
	00-01	A/T		86-2168	86-2336
		M/T		86-2322	86-2348
	02-05	GT, A/T		86-2410	86-2404
		GT, M/T		86-2322	86-2348
		GTS		86-2322	86-2348

② **Note:** Toyota supplies two different boots for these applications. To determine the correct boot, the part number must be read off of the boot (OEM) being removed. This is located just above the large clamp groove. If the number reads 43438-12130, use boot 86-2168; if number reads 43448-12120, use boot 86-2169.

Celica (RWD)	82-85	NTN Design IRS		86-1115	86-1115
		Toyota Design IRS		86-1115	N/A

Note: To determine manufacturer of C.V. joints simply look at the outboard joint. NTN joints will have the name NTN stamped on the C.V. joint, Toyota joints will be blank.

Corolla (AWD)	2/88-92	All-Trac Sedan & Wagon, Front		86-2169	86-1125
Corolla Coupe SR5, GTS (2 Door)	8/87-6/91	SR5		86-2169	86-1129
	8/87-9/87	GTS		86-1124	86-1125
	9/87-2/90	GTS		86-2169	86-1125
	2/90-9/90	GTS		86-2169	86-1129
	9/90-6/91	GTS		86-2169	86-1125
Corolla FX, FX16, GTS (3 Door)	87-88	FX		86-1193	86-1194
	9/86-8/88	FX16, FX16 GTS M/T		86-1124	86-1125
	10/86-8/88	FX16, FX16 GTS A/T		N/A	86-1129
Corolla Sedan/Wagon CE, DLX, LE, XRS	8/83-3/87	Gas		N/A	86-1129
	84-87	Diesel		86-1124	86-1125
	4/87-7/87	Gas		86-1124	86-1125
	89-92	North American Produced		86-1193	86-1194
	88-92	Japan Produced		86-2169	86-1129
	93-02	Saginaw Design, (North American Produced)		86-2256	86-2205

C.V. BOOTS



MODEL	YEARS	SPECIFICATIONS	SIDE	INNER	OUTER
Toyota (Continued)					
Corolla Sedan/Wagon CE, DLX, LE, XRS (Continued)	93-97	Toyota Design, 4A-FE Eng.		86-2169	86-1129
		Toyota Design, 7A-FE Eng.	Left	86-2168	86-1125
			Right	86-2169	86-1125
	03-04			86-2447	86-2404
	05-06	Exc. XRS		86-2447	86-2404
		XRS		86-2425	86-2397
	07-08			86-2447	86-2404
	09-10	Exc. XRS		86-2450	86-2404
		XRS		86-2425	86-2324
	11-13			86-2450	86-2404
	14-16			86-2570	86-2504
	17-18	CVT Trans.		86-2570	86-2504
		M/T		86-2488	86-2504
Cressida	85-88	Rear		86-1115	86-1115
	89-92	Rear		86-2103	86-2141
Echo	00-05			86-1196	86-2336
Matrix (FWD)	03-06	Exc. XRS		86-2447	86-2404
		XRS		86-2425	86-2397
	07-08			86-2447	86-2404
	09-13	1.8L		86-2450	86-2404
	2.4L		86-2425	86-2324	
Matrix (AWD)	03-06	Front		86-2410	86-2404
	07-08	Not Produced These Years			
	09-13	Front		86-2425	86-2324
	03-06	Rear		86-2121	86-2121
MR2	85-1/88	GT, A/T		N/A	86-1129
	85-86	GT, M/T		86-1124	86-1125
	87-1/88	GT, M/T		86-1124	86-1125
	2/88-1/90	GT, A/T		86-2169	86-1129
	2/88-3/88	GT, M/T		86-2169	86-1125
	4/88-1/90	GT, M/T	Left	86-2169	86-1129
			Right	86-2169	86-1125
	88-89	Supercharged		86-2166	86-2167
	91-12/94	Twin Cam, (Exc. Turbo)		86-2172	86-2171
		Twin Cam, Turbo		86-2166	86-2167
	00-01			86-2410	86-2336
	2002			86-2410	86-2404
	03-05			86-2194	86-2404
Paseo	1992	To 10/91		86-1196	86-1197
		From 10/91		86-2169	86-1129
	93-94			86-2169	86-1129
	1995			86-1196	86-1197
	96-98	ABS	Left	86-1196	86-1197
		Right	86-2279	86-1197	
	Exc. ABS		86-1196	86-1197	
Prius	2001			86-2169	86-1125
	02-03			86-2410	86-2404
	04-05			86-1196	86-2404
	06-09			86-1196	86-2336
	2010			86-2488	86-2348
	11-18			86-2488	86-2385
Prius C	12-18			86-1196	86-2404
Prius V	12-18			86-2488	86-2385
Solara	99-01	4 Cyl.		86-2323	86-2324
		6 Cyl.		86-2294	86-2324
	02-03	4 Cyl.,		86-2409	86-2324
		6 Cyl., A/T		86-2409	86-2348
		6 Cyl., M/T		86-2227	86-2324



C.V. BOOTS

MODEL	YEARS	SPECIFICATIONS	SIDE	INNER	OUTER
Toyota (Continued)					
Solara (Continued)	04-08	4 Cyl.		86-2409	86-2324
		6 Cyl.		86-2420	86-2319
Supra	82-85	IRS		86-1115	86-1115
	86-92	IRS		86-2103	86-2141
	1997	IRS, (Exc. Turbo)		86-2166	86-2167
Tercel	80-86	Sedan, Fixed Tripod Outer Joint		86-1122	86-1123
	83-1/88	4WD Wagon, Fixed Tripod Outer Joint		86-1122	86-1123
	84-8/87	2WD Wagon, Fixed Tripod Outer Joint		86-1122	86-1123
	87-90			86-1196	86-1197
	91-94			86-2132	86-2277
	95-98			86-2278	86-2279
Venza	09-15	Front, 2.7L		86-2508	86-2319
		Front, 3.5L		86-2569	86-2319
Yaris	07-13			86-1196	86-2404
	2014	Japan Built		86-1196	86-2404
		France Built		86-2573	86-2454
	15-17			86-2573	86-2454
Yaris iA	17-18	A/T		86-2571	86-2453
		M/T		86-1139	86-2453
Toyota SUV/Truck/Van					
4Runner (4WD)	86-11/95	Front		86-2103	86-2185
	12/95-02	Front		86-2318	86-2320
	03-09			86-2417	86-2326
	10-18			86-2490	86-2326
FJ Cruiser (4WD)	07-09			86-2417	86-2326
	10-14			86-2490	86-2326
Highlander (FWD)	01-02	4 Cyl.		86-2410	86-2348
		6 Cyl.		86-2166	86-2338
	2003	4 Cyl.		86-2410	86-2375
		6 Cyl.		86-2166	86-2348
	04-05	4 Cyl.		86-2410	86-2375
		6 Cyl.		86-2420	86-2348
	06-07	4 Cyl.		86-2410	86-2348
		6 Cyl. (Including Hybrid)		86-2420	86-2319
	2008	6 Cyl.		86-2569	86-2319
	09-13	4 Cyl.		86-2410	86-2348
		6 Cyl.		86-2569	86-2319
	14-16	4 Cyl.		86-2508	86-2319
		6 Cyl.		86-2569	86-2319
	17-18	4 Cyl.		86-2569	86-2319
6 Cyl.			86-2555	86-2319	
Highlander (AWD)	01-02	Front		86-2410	86-2348
	03-05	Front		86-2410	86-2375
	06-07	Front, 4 Cyl.		86-2410	86-2375
		Front, 6 Cyl., (Exc. Hybrid)		86-2410	86-2375
		Front, Hybrid		86-2420	86-2348
	2008	Front, (Exc. Hybrid)		86-2425	86-2324
		Front, Hybrid		86-2569	86-2348
	09-10	Front, (Exc. Hybrid)		86-2425	86-2324
		Front, Hybrid		86-2569	86-2348
	11-13	Front, (Exc. Hybrid)		86-2425	86-2324
		Front, Hybrid		86-2569	86-2319
	14-16	Front		86-2569	86-2319
	17-18	Front		86-2555	86-2319
	04-12	Rear , (Exc. Hybrid)		86-2358	86-2404
06-07	Rear , Hybrid		86-2121	N/A	
08-09	Rear , Hybrid		86-2121	86-2121	

C.V. BOOTS



MODEL	YEARS	SPECIFICATIONS	SIDE	INNER	OUTER	
Toyota SUV/Truck/Van						
Land Cruiser (4WD)	98-07			N/A	86-2207	
	08-18			86-2326	86-2207	
Pickup (4WD)	86-95	Front		86-2103	86-2185	
Previa Van (AWD)	91-97	Front		N/A	86-2167	
RAV4 (2WD)	96-00	M/T		86-2322	86-2348	
	96-99	A/T		86-2168	86-1125	
	2000	A/T		86-2169	86-2336	
	01-05			86-2410	86-2375	
	06-09			86-2410	86-2348	
	10-12	2.5L, (Exc. Japan Produced)		86-2478	86-2404	
		2.5L, Japan Produced		86-2410	86-2348	
		3.5L, (Exc. Japan Produced)		86-2476	86-2375	
		3.5L, Japan Produced		86-2410	86-2348	
		13-18	Japan Produced		86-2410	86-2348
		Canada Produced		86-2478	86-2404	
RAV4 (4WD)	96-99	Front		86-2169	86-1125	
	2000	Front		86-2169	86-2336	
	01-05	Front		86-2410	86-2375	
	06-09	Front		86-2410	86-2348	
	10-12	Front, 2.5L (Exc. Japan Produced)		86-2478	86-2404	
		Front, 2.5L, Japan Produced		86-2410	86-2348	
		Front, 3.5L (Exc. Japan Produced)		86-2476	86-2375	
		Front, 3.5L, Japan Produced		86-2410	86-2348	
		13-18	Front, Japan Produced		86-2410	86-2348
			Front, Canada Produced		86-2478	86-2404
	96-05	Rear		N/A	86-1197	
Sequoia	01-07	Front		86-1076	86-2319	
	08-18	Front		86-2326	86-2207	
Sienna (FWD)	98-02			86-2227	86-2324	
	2003			86-2409	86-2375	
	04-10			86-2420	86-2319	
	11-12	2.7L		86-2420	86-2342	
		3.5L		86-2569	86-2319	
	13-16			86-2569	86-2319	
	2017			86-2555	86-2319	
Sienna (AWD)	04-05	Front		86-2409	86-2375	
	06-10	Front		86-2409	86-2348	
	11-16	Front		86-2569	86-2319	
	17-18	Front		86-2555	86-2319	
	04-10	Rear		86-1156	86-2404	
T100 (4WD)	93-98	Front		86-2103	86-2185	
Tacoma (4WD)	96-04	Front		86-2321	86-2319	
	05-18	Front		86-2418	86-2326	
Tundra (4WD)	00-06	Front		86-1076	86-2319	
	07-18			86-2326	86-2207	
Van (AWD)	86-89	Front		N/A	86-2185	

*Note: To determine location of production, refer to vin # (vehicle identification number). For cars produced in North America, the vin # will begin with 4T1; for those produced in Japan, the vin # will begin with JT2.

Toyota (Mexico Vehicles)

Corolla	03-08	M/T	Left	86-2277	86-2107
		M/T		TBA	86-2107
Matrix	03-08	M/T		TBA	86-2107
		M/T	Right	86-2277	86-2107



C.V. BOOTS

MODEL

YEARS

SPECIFICATIONS

SIDE

INNER

OUTER

Volkswagen

MODEL	YEARS	SPECIFICATIONS	SIDE	INNER	OUTER	
Beetle (New)	1998	1.9L, M/T	Left	N/A	86-2375	
			Right	86-1185	86-2375	
	99-01	1.8L, A/T		86-2188	86-2375	
			1.8L, M/T		86-2359	86-2375
		1.9L, A/T	Left	86-1184	86-2375	
			Right	86-1185	86-2375	
		1.9L, M/T	Left	N/A	86-2375	
			Right	86-1185	86-2375	
		2.0L, A/T		86-2359	86-2375	
			2.0L, M/T	Left	86-1184	86-2375
		2002	1.8L, A/T	Right	86-1185	86-2375
					86-2359	86-2375
			1.8L, M/T (5 Spd.)		86-2359	86-2375
				1.8L, M/T (6 Spd.)		86-1100
			1.9L, A/T		86-2359	86-2375
				1.9L, M/T	Left	N/A
			2.0L, A/T	Right	86-1185	86-2375
					86-2359	86-2375
		03-04	2.0L, M/T		86-2413	86-2375
				1.8L, A/T (4 Spd.)		86-2359
			1.8L, A/T (6 Spd.)		86-2422	86-2337
				1.8L, M/T (5 Spd.)		86-2359
			1.8L, M/T (6 Spd.)		86-1100	86-2558
				1.9L, A/T		86-2359
			1.9L, M/T	Left	N/A	86-2375
				Right	86-1185	86-2375
			2.0L, A/T (4 Spd.)		86-2359	86-2375
				2.0L, A/T (6 Spd.)		86-2422
			2.0L, M/T		86-2413	86-2375
				2005	1.8L, A/T	
			1.8L, M/T		86-2359	86-2375
				1.9L, A/T		86-2359
			1.9L, M/T	Left	N/A	86-2375
				Right	86-1185	86-2375
			2.0L, A/T		86-2422	86-2337
				2.0L, M/T		86-2413
		2006	1.9L, M/T	Left	N/A	86-2375
				Right	86-1185	86-2375
		06-10	2.5L, A/T		86-2432	86-2558
				2.5L, M/T		N/A
	2011	Not Produced This Year				
	2012		2.0L, A/T		86-2452	86-2558
2.0L, M/T					86-2581	86-2375
		2.5L, A/T		86-2432	86-2375	
			2.5L, M/T		86-2581	86-2375
2013		2.0L, A/T, Gas		86-2452	86-2558	
			2.0L, A/T, Diesel		86-2421	86-2558
		2.0L, M/T, Gas		86-2581	86-2375	
			2.0L, M/T, Diesel		86-2452	86-2558
		2.5L, A/T		86-2432	86-2375	
			2.5L, M/T		86-2581	86-2375
2014		1.8L, A/T		86-2539	86-2558	
			1.8L, M/T		86-2581	86-2375
		2.0L, A/T, Gas		86-2452	86-2558	
			2.0L, A/T, Diesel		86-2421	86-2558
		2.0L, M/T, Gas		86-2581	86-2375	
			2.0L, M/T, Diesel		86-2452	86-2558
		2.5L, A/T		86-2432	86-2375	
			2.5L, M/T		86-2581	86-2375

C.V. BOOTS



MODEL	YEARS	SPECIFICATIONS	SIDE	INNER	OUTER	
Volkswagen (Continued)						
Beetle (New) (Continued)	2015	1.8L, A/T		86-2539	86-2558	
		1.8L, M/T		86-2581	86-2375	
		2.0L, A/T, Gas		86-2452	86-2558	
		2.0L, A/T, Diesel		86-2421	86-2558	
		2.0L, M/T, Gas		86-2581	86-2375	
		2.0L, M/T, Diesel		86-2452	86-2558	
	16-17	1.8L, A/T		86-2539	86-2558	
		1.8L, M/T		86-2581	86-2375	
		2.0L, A/T		86-2452	86-2558	
		2.0L, M/T		86-2581	86-2375	
Beetle, Ghia	thru 68	Swing Axle		86-1091	N/R	
	68-79	IRS		86-1084	86-1084	
Cabriolet, Cabrio	85-93		Left	86-1184	86-1101	
			Right	86-1185	86-1101	
	95-96		Left	86-1184	86-2375	
			Right	86-1185	86-2375	
	97-02	A/T		86-2188	86-2375	
		M/T	Left	86-1184	86-2375	
		Right	86-1185	86-2375		
CC	2009	2.0L, A/T (to 12/31/08)		86-2424	86-2558	
		2.0L, A/T (From 1/1/09)		86-2421	86-2558	
	2009	2.0L, M/T		86-2452	86-2558	
		Front, 3.6L		86-2421	86-2558	
		Rear , 3.6L		86-2413	86-2375	
	10-13	2.0L		86-2452	86-2558	
		Front, 3.6L		86-2421	86-2558	
		Rear , 3.6L		86-2413	86-2375	
	14-16	2.0L		86-2452	86-2558	
		Front, 3.6L		86-2421	86-2579	
		Rear , 3.6L		86-2413	N/A	
	2017			86-2452	86-2558	
	Corrado	90-91	1.8L	Left	86-2413	86-1101
Right				86-1185	86-1101	
1992		1.8L	Left	86-2413	86-2375	
			Right	86-1185	86-2375	
92-95		2.8L	Left	86-2413	86-2375	
			Right	86-1185	86-2375	
Dasher	74-81			86-1084	86-1085	
Eos	07-08	2.0L		86-2452	86-2558	
		3.2L		86-2424	86-2558	
	09-16			86-2452	86-2558	
e-Golf	15-17			86-2452	86-2558	
Fox	87-93			86-1084	86-1085	
Golf (Old Body)	85-92	Exc. GT, GTi		86-1084	86-1085	
			GT, GTi, (Exc. 90-92 2.0L GTi)	Left	86-1184	86-1101
				Right	86-1185	86-1101
	90-92	2.0L GTi		86-2413	86-1101	
	93-96	1.8L, Gas	Left	86-1184	86-2375	
			Right	86-1185	86-2375	
	93-95	1.9L, Diesel	Left	86-1184	86-2375	
			Right	86-1185	86-2375	
	95-96	2.8L	Left	86-2413	86-2375	
			Right	86-1185	86-2375	
	96-99	1.9L, Diesel	Left	N/A	86-2375	
			Right	86-1185	86-2375	
	97-99	1.8L, A/T			86-2188	86-2375
1.8L, M/T			Left	86-1184	86-2375	
			Right	86-1185	86-2375	



C.V. BOOTS

MODEL

YEARS

SPECIFICATIONS

SIDE

INNER

OUTER

Volkswagen (Continued)

Golf (Old Body) (Continued)	97-99	2.8L, A/T		86-2188	86-2375
		2.8L, M/T	Left	86-1184	86-2375
			Right	86-1185	86-2375
Golf (New Body)	99-01	1.8L, Gas		86-2359	86-2375
		1.9L, Diesel, A/T		86-2359	86-2375
		1.9L, Diesel, M/T	Left	N/A	86-2375
			Right	86-1185	86-2375
		2.0L, A/T		86-2359	86-2375
		2.0L, M/T	Left	86-1184	86-2375
		Right	86-1185	86-2375	
		2.8L, A/T		86-2359	86-2375
		2.8L, M/T	Left	86-1184	86-2375
			Right	86-1185	86-2375
	2002	1.8L, A/T		86-2365	86-2319
		1.8L, M/T		86-1100	86-2375
		1.9L, A/T		86-2359	86-2375
		1.9L, M/T	Left	N/A	86-2375
			Right	86-1185	86-2375
		2.0L, M/T	Left	86-2413	86-2375
			Right	86-1185	86-2375
		2.8L		86-2359	86-2375
	2003	1.8L, A/T		86-2365	86-2319
		1.8L, M/T		86-1100	86-2375
		1.9L, A/T		86-2359	86-2375
		1.9L, M/T	Left	N/A	86-2375
			Right	86-1185	86-2375
		2.0L, A/T		86-2359	86-2375
		2.0L, M/T	Left	86-2413	86-2375
			Right	86-1185	86-2375
		2.8L		N/A	86-2558
2004	1.8L, A/T		86-2365	86-2558	
	1.8L, M/T		86-2359	86-2375	
	1.9L, A/T		86-2359	86-2558	
	1.9L, M/T	Left	86-2413	86-2375	
		Right	86-1185	86-2375	
	2.8L		N/A	86-2558	
	Front, 3.2L		86-2452	86-2558	
2005	1.8L, A/T		86-2365	86-2558	
	1.8L, M/T		86-2359	86-2375	
	1.9L, A/T		86-2365	86-2558	
	1.9L, M/T	Left	86-2413	86-2375	
		Right	86-1185	86-2375	
	2.0L, A/T		86-2359	86-2375	
	2.0L, M/T	Left	86-2413	86-2375	
		Right	86-1185	86-2375	
	2.8L		N/A	86-2319	
2006	1.8L, A/T		86-2365	86-2558	
	1.8L, M/T		86-2359	86-2375	
	1.9L, A/T		86-2365	86-2558	
	1.9L, M/T	Left	86-2413	86-2375	
		Right	86-1185	86-2375	
	2.0L, A/T		86-2359	86-2375	
	2.0L, M/T	Left	86-2413	86-2375	
		Right	86-1185	86-2375	
07-09	Not Produced These Years				
10-14	2.0L, 6 Spd. A/T (Dual Clutch)		86-2421	86-2558	
	2.0L, M/T		86-2452	86-2558	
	2.5L, 6 Spd. A/T (Dual Clutch)		86-2426	86-2375	
	2.5L, M/T		86-2413	86-2375	

C.V. BOOTS



MODEL	YEARS	SPECIFICATIONS	SIDE	INNER	OUTER	
Volkswagen (Continued)						
Golf (New Body) (Continued)	2015	1.8L, A/T		86-2485	86-2525	
		1.8L, M/T		86-2452	86-2525	
		2.0L, A/T		86-2421	86-2558	
		2.0L, M/T		N/A	86-2525	
	16-17	1.8L, A/T		86-2485	86-2525	
		1.8L, M/T		86-2452	86-2579	
2004	Rear, 3.2L		86-2413	86-2389		
Golf R	12-13			86-2452	86-2558	
	2014	Not Produced This Year				
	15-17			86-2452	86-2558	
Gti	06-14			86-2452	86-2558	
	15-17			86-2452	86-2579	
Jetta (Old Body)	81-92	Exc. GL, GLi		86-1084	86-1085	
	1985	GL, GLi, I6V	Left	86-1184	86-1085	
			Right	86-1185	86-1085	
	86-87	GL, GLi, I6V	Left	86-1184	86-1101	
			Right	86-1185	86-1101	
	1988	GLi, To 16-J-097-865	Left	86-2137	86-1101	
			Right	86-1185	86-1101	
	88-92	GLi, From 16-J-097-866, (Exc. GLi 2.0L)	Left	86-2413	86-1085	
			Right	86-1185	86-1085	
	90-92	GLi 2.0L	Left	86-2413	86-1085	
			Right	86-1185	86-1085	
	93-96	1.8L, Gas	Left	86-1184	86-2375	
			Right	86-1185	86-2375	
	93-95	1.9L, Diesel	Left	86-1184	86-2375	
			Right	86-1185	86-2375	
	95-96	2.8L	Left	86-2413	86-2375	
			Right	86-1185	86-2375	
	96-99	1.9L, Diesel	Left	N/A	86-2375	
			Right	86-1185	86-2375	
	97-99	1.8L, A/T		86-2188	86-2375	
			1.8L, M/T	Left	86-1184	86-2375
	97-99	2.8L, A/T		Right	86-1185	86-2375
2.8L, M/T			Left	86-2188	86-2375	
			Left	86-1184	86-2375	
Right			86-1185	86-2375		
Jetta (New Body)	99-03	1.8L, Gas		86-2359	86-2375	
			1.9L, Diesel, A/T		86-2359	86-2375
		1.9L, Diesel, M/T		Left	N/A	86-2375
			Right	86-1185	86-2375	
	99-01	2.0L, A/T		86-2359	86-2375	
			2.0L, M/T	Left	86-1184	86-2375
					Right	86-1185
			2.8L, A/T			86-2359
		2.8L, M/T		Left	86-1184	86-2375
					Right	86-1185
	2002	1.8L, A/T (Exc. GLS)				86-2359
			1.8L, A/T, GLS		86-2365	86-2558
		1.8L, M/T			86-2359	86-2375
			1.9L, A/T		86-2359	86-2375
		1.9L, M/T			N/A	86-2375
			2.0L, A/T		86-2359	86-2375
	2.0L, M/T	Left		86-1184	86-2375	
				Right	86-1185	86-2375
				2.8L, GSL, GSX (Engine Code AFD)		86-2359
		2.8L, (Engine Code BDF)			86-2365	86-2558



C.V. BOOTS

MODEL

YEARS

SPECIFICATIONS

SIDE

INNER

OUTER

Volkswagen (Continued)

MODEL	YEARS	SPECIFICATIONS	SIDE	INNER	OUTER	
Jetta (New Body) (Continued)	2003	1.8L, A/T		86-2365	86-2558	
		1.8L, M/T (5 Spd.)		86-2359	86-2375	
		1.8L, M/T (6 Spd.)		86-2452	86-2558	
		1.9L, A/T		86-2359	86-2375	
		1.9L, M/T (To Ch #9M-3-163-228)	Left	N/A	86-2375	
			Right	86-1185	86-2375	
		1.9L, M/T (Fr. Ch #9M-3-163-229)	Left	N/A	86-2375	
			Right	86-1185	86-2375	
		2.0L, A/T		86-2359	86-2375	
		2.0L, M/T (To Ch #9M-3-163-228)	Left	86-2413	86-2375	
			Right	86-1185	86-2375	
		2.0L, M/T (Fr. Ch #9M-3-163-229)	Left	86-2413	86-2375	
			Right	86-1185	86-2375	
		2004	2.8L		86-2365	86-2558
			1.8L		86-2365	86-2319
	1.8L, M/T (5 Spd.)			86-2359	86-2375	
	1.8L, M/T (6 Spd.)			86-2452	86-2558	
	1.9L, A/T (Engine Code ALH)			86-2359	86-2375	
	1.9L, A/T (Engine Code BEW)			86-2365	86-2558	
	1.9L, M/T (Engine Code ALH)		Left	N/A	86-2375	
			Right	86-1185	86-2375	
	1.9L, M/T (Engine Code BEW)		Left	N/A	86-2375	
			Right	86-1185	86-2375	
	2.0L, A/T			86-2359	86-2375	
	2.0L, M/T		Left	86-2413	86-2375	
			Right	86-1185	86-2375	
	2.8L (Engine Code BDF)			86-2365	86-2558	
	2.8L (Engine Code AFP)			86-2359	86-2558	
	2005	1.8L, A/T		86-2365	86-2558	
		1.8L, M/T		86-2359	86-2375	
		1.9L, A/T (Engine Code BEW)		86-2365	86-2558	
		1.9L, A/T (Engine Code BRM)		86-2424	86-2558	
		1.9L, M/T (Engine Code BEW)		N/A	86-2375	
		2.0L, A/T		86-2359	86-2375	
		2.0L, M/T		N/A	86-2375	
		2.5L, A/T		86-2426	86-2375	
		2006	1.9L		86-2413	86-2375
			2.0L		86-2452	86-2558
	2.5L, A/T			86-2432	86-2558	
	06-09	2.5L, M/T		86-2413	86-2375	
		2010	2.0L, Diesel, A/T		86-2424	86-2558
			2.0L, Diesel, M/T		86-2452	86-2558
			2.0L, Gas		86-2452	86-2558
		2.5L, A/T		86-2432	86-2558	
	2.5L, M/T		86-2413	86-2375		
2011	2.0L, Diesel, A/T		86-2424	86-2558		
	2.0L, Diesel, M/T		86-2452	86-2558		
	2.0L, Gas, A/T		86-2426	86-2375		
	2.0L, Gas, M/T		86-2413	86-2375		
	2.5L, A/T		86-2432	86-2558		
2012	2.5L, M/T		86-2413	86-2375		
	2.0L, Diesel, A/T		86-2424	86-2558		
	2.0L, Diesel, M/T		86-2452	86-2558		
	2.0L, Gas, A/T, (Exc Gli)		86-2426	86-2375		
	2.0L, Gas, A/T, (GLi)		86-2452	86-2558		
	2.0L, Gas, M/T, (Exc GLi)		86-2413	86-2375		
	2.0L, Gas, M/T, (GLi)		86-2452	86-2558		
2.5L, A/T		86-2432	86-2558			
2.5L, M/T		86-2413	86-2375			

C.V. BOOTS



MODEL YEARS SPECIFICATIONS SIDE INNER OUTER

Volkswagen (Continued)

Jetta (New Body) (Continued)	2013	1.4L, Hybrid	86-2452	86-2558	
		2.0L, Diesel, A/T	86-2424	86-2558	
		2.0L, Diesel, M/T	86-2452	86-2558	
		2.0L, Gas, A/T (Exc. GLi)	86-2426	86-2375	
		2.0L, Gas, A/T (GLi)	86-2452	86-2558	
		2.0L, Gas, M/T (Exc. GLi)	86-2413	86-2375	
		2.0L, Gas, M/T (GLi)	86-2452	86-2558	
		2.5L, A/T	86-2432	86-2558	
		2.5L, M/T	86-2413	86-2375	
		2014	1.4L, Hybrid	86-2452	86-2558
	1.8L, A/T		86-2539	86-2558	
	1.8L, M/T		86-2581	86-2375	
	2.0L, Diesel, A/T		86-2424	86-2558	
	2.0L, Diesel, M/T		86-2452	86-2558	
	2.0L, Gas, A/T (Exc. GLi)		86-2426	86-2375	
	2.0L, Gas, A/T (GLi)		86-2452	86-2558	
	2.0L, Gas, M/T (Exc. GLi)		86-2413	86-2375	
	2.0L, Gas, M/T (GLi)		86-2452	86-2558	
	2.5L, A/T		86-2432	86-2558	
	2.5L, M/T		86-2413	86-2375	
	2015		1.4L, Hybrid	86-2452	86-2558
		1.8L, A/T	86-2539	86-2558	
		1.8L, M/T	86-2581	86-2375	
		2.0L, Diesel, A/T	86-2424	86-2558	
		2.0L, Diesel, M/T	86-2452	86-2558	
		2.0L, Gas, A/T (Exc. GLi)	86-2426	86-2375	
		2.0L, Gas, A/T (GLi)	86-2452	86-2558	
		2.0L, Gas, M/T (Exc. GLi)	86-2413	86-2375	
2.0L, Gas, M/T (GLi)		86-2452	86-2558		
2016		1.4L, Hybrid	86-2452	86-2558	
	1.4L, A/T (Exc. Hybrid)	86-2432	86-2558		
	1.4L, M/T	86-2581	86-2375		
	1.8L, A/T	86-2539	86-2558		
	1.8L, M/T	86-2581	86-2375		
	2.0L, A/T (GLi)	86-2452	86-2558		
	2.0L, M/T (GLi)	86-2452	86-2558		
	2017	1.4L, A/T	86-2432	86-2558	
1.4L, M/T		86-2581	86-2375		
1.8L, A/T		86-2539	86-2558		
1.8L, M/T		86-2581	86-2375		
2.0L, A/T (GLi)		86-2452	86-2558		
2.0L, M/T (GLi)		86-2452	86-2558		
Passat (2WD)	90-94	Left	86-1184	86-2232	
		Right	86-1185	86-2232	
	95-97	4 Cyl.	Left	N/A	86-2375
			Right	86-1185	86-2375
		6 Cyl.	Left	86-1184	86-2375
			Right	86-1185	86-2375
	98-01	4 Cyl., A/T	86-2188	86-2324	
		4 Cyl., M/T	86-1100	86-2324	
		6 Cyl.	86-2188	86-2281	
	02-03	1.8L	86-2188	86-2281	
		2.8L	86-2188	86-2281	
	2004	1.8L	86-2188	86-2281	
		2.0L	86-2188	86-2281	
		2.8L	86-2188	86-2281	



C.V. BOOTS

MODEL

YEARS

SPECIFICATIONS

SIDE

INNER

OUTER

Volkswagen (Continued)

Passat (2WD) (Continued)	2005	1.8L		86-2188	86-2281	
		2.0L		86-2188	86-2281	
		2.8L		86-2188	86-2281	
	06-08	2.0L, A/T		86-2424	86-2558	
		2.0L, M/T		86-2452	86-2558	
		3.6L		86-2421	86-2558	
	2009			86-2424	86-2558	
	2010			86-2452	86-2558	
	2011	Not Produced This Year				
	12-13	2.0L, A/T		86-2421	86-2558	
		2.0L, M/T		86-2452	86-2558	
		2.5L, A/T		86-2432	86-2375	
		2.5L, M/T		N/A	86-2375	
		3.6L		86-2452	86-2558	
	2014	1.8L, A/T		86-2539	86-2558	
		1.8L, M/T		86-2581	86-2375	
		2.0L, A/T		86-2421	86-2558	
		2.0L, M/T		86-2452	86-2558	
		2.5L, A/T		86-2432	86-2375	
		2.5L, M/T		86-2581	86-2375	
		3.6L		86-2452	86-2558	
	2015	1.8L, A/T		86-2539	86-2558	
		1.8L, M/T		86-2581	86-2375	
		2.0L, A/T		86-2421	86-2558	
		2.0L, M/T		86-2452	86-2558	
		3.6L		86-2452	86-2558	
	16-17	1.8L		86-2539	86-2558	
3.6L			86-2452	86-2558		
Passat 4 Motion	99-01	Front		86-2188	86-2281	
	2002	Front, 2.8L, A/T		86-2188	86-2324	
		Front, 2.8L, M/T		86-2188	86-2281	
		Front, 4.0L		86-2188	86-2281	
	2003	Front, 2.8L		86-2188	86-2324	
		Front, 4.0L		86-2188	86-2281	
	2004	Front, 1.8L		86-2188	86-2281	
		Front, 2.8L		86-2188	86-2324	
		4.0L		86-2188	86-2281	
	2005	1.8L		86-2188	86-2281	
		2.8L		86-2188	86-2324	
	06-08	Front, 3.6L		86-2421	86-2319	
	99-05	Rear		86-1100	N/A	
06-08	Rear		86-2413	N/A		
Passat Syncro	91-92	Front	Left	86-2137	86-2232	
			Right	86-1185	86-2232	
		Rear		86-1084	86-1085	
Phaeton	04-06	Front, 4.2L		86-2385	86-2558	
		Front, 6.0L		86-2365	86-2558	
	05-06	Rear , 4.2L		N/A	86-2362	
Quantum (2WD)	82-85	4 Cyl.		86-1084	86-1085	
	1983	5 Cyl., A/T (To 12/82)		86-1084	86-1085	
	83-88	5 Cyl., A/T (From 12/82)	Left	86-2137	86-1101	
			Right	86-1184	86-1101	
	84-88	5 Cyl., M/T		86-2137	86-1101	
Quantum Syncro	86-88	Front		86-2137	86-1101	
		Rear		86-1084	86-1085	
		Front		86-2452	86-2319	
R32 (AWD)	2008	Rear		86-2413	N/A	

C.V. BOOTS



MODEL	YEARS	SPECIFICATIONS	SIDE	INNER	OUTER	
Volkswagen (Continued)						
Rabbit (Incl. Pickup)	75-80			86-1084	86-1085	
	81-84			86-1084	86-1085	
	2006	A/T		86-2432	86-2319	
		M/T		86-2413	86-2375	
	2007	A/T, (To 1K-7-140 000)		86-2432	86-2319	
		A/T, (From 1K-7-140-001)		86-2426	86-2319	
		M/T		86-2413	86-2375	
	08-09	A/T		86-2426	86-2319	
		M/T		86-2413	86-2319	
	Scirocco	75-84	A/T, (To 53-F-000-191)		86-1084	86-1085
M/T, (To 53-E-040-254)				86-1084	86-1085	
84-87		8V, A/T, (From 53-F-000-192)	Left	86-1184	86-1101	
			Right	86-1185	86-1101	
		8V, M/T, (From 53-E-040-255)	Left	86-1184	86-1101	
			Right	86-1185	86-1101	
86-88		16V	Left	86-1184	86-1101	
			Right	86-1185	86-1101	
Type III, Fastback, Squareback		thru 68	Swing Axle		86-1091	N/R
		69-on	IRS		86-1084	86-1084
Type IV, 411, 412	71-74	Rear		86-1086	86-1086	
Thing	73-74	Rear		86-1086	86-1086	

Volkswagen SUV/Truck/Van

Eurovan	93-94			86-1100	86-2281	
	95-97			86-1100	86-2342	
	99-04			86-1100	86-2342	
Routan	2009	To 3/13/09		N/A	86-2584	
		From 3/16/09		86-2479	86-2584	
	10-14			86-2479	86-2584	
Tiguan (FWD)	09-16	A/T		86-2421	86-2558	
		M/T		86-2452	86-2558	
	2017			86-2421	86-2558	
Tiguan (AWD)	09-17	Front		86-2421	86-2558	
		Rear		86-2413	N/A	
Touareg	2004	Front, 3.2L		86-2452	86-2558	
		Front, 4.2L		86-2456	86-2326	
		Front, 4.9L		86-2456	86-2326	
	2005	Front, 3.2L		86-2452	86-2558	
		Front, 4.2L		86-2456	86-2326	
		2006	Front, 3.2L		86-2452	86-2558
	2006	Front, 4.2L (To 7L-6-090 000)		86-2456	86-2326	
		Front, 4.2L (From 7L-6-090 001)		86-2452	86-2558	
		Front, 5.0L		86-2456	86-2326	
		2007-08	Front, 3.6L		86-2452	86-2558
	2007-08	Front, 4.2L		86-2456	86-2558	
		Front, 5.0L		86-2456	86-2326	
		2009	Front, 3.6L		86-2452	86-2558
	2009	Front, 4.2L		86-2452	86-2558	
		2010	Front 3.0L		86-2452	86-2558
	2010	Front, 3.6L		86-2452	86-2558	
		11-15	Front, 3.0L (Incl. Hybrid)		86-2452	86-2579
	2010	Front, 3.6L		86-2452	86-2579	
		2016	Front, 3.0L		86-2452	86-2579
	Front, 3.6L			86-2452	86-2579	
	2017	Front		86-2452	86-2579	
	Transporter, Type II	thru 67	Swing Axle		86-1091	N/R
		68-79	IRS		86-1086	86-1086
	Vanagon	80-91	Rear		86-1086	86-1086



C.V. BOOTS

MODEL	YEARS	SPECIFICATIONS	SIDE	INNER	OUTER
Volkswagen SUV/Truck/Van (Continued)					
Vanagon Syncro	86-91	Front		86-1086	86-2268
		Rear		86-1086	86-1086

Volkswagen (Mexico Models)

Atlantic	77-87			86-1084	86-1085
Beetle (Air Cooled)	68-04	Swing Axle, Mexico Produced		86-1091	N/R
Beetle (New)	1998	2.0L, A/T		TBA	86-2598
	99-07	2.0L, M/T	Left	TBA	86-2598
			Right	TBA	86-2598
	00-05	1.8L, Turbo, A/T, 5 Spd M/T		TBA	86-2598
	06-11	2.5L, M/T		TBA	86-2598
	08-11	2.0L, M/T		TBA	86-2598
			A/T	86-2601	TBA
12-17	2.5L, Tiptronic		86-2601	86-2595	
Bora	06-10	Tiptronic		86-2486	TBA
		GLi, 2.0L, Turbo		86-2590	TBA
		2.5L, Sport		86-2137	86-2595
	07-10	TDi, M/T		TBA	86-2595
Caribe	77-87			86-1084	86-1085
Combi	70-97	IRS, Mexico Produced		86-1086	86-1086
	75-13	IRS, Brazil Produced		86-1086	86-1086
Corsair	85-87			86-1084	86-1085
Crossfox	07-09	M/T		TBA	86-2598
	11-18	M/T		TBA	86-2107
Derby	95-98	M/T	Left	86-2137	86-1101
			Right	86-1185	86-1101
	95-09	1.8L, M/T	Left	TBA	86-2598
			Right	TBA	86-2598
Eurovan	00-04	M/T		86-2257	86-2337
	06-09	M/T, TDi		86-2166	86-2281
Gol	09-13	M/T		86-1084	TBA
Golf	87-91			86-1084	86-1085
	92-98	1.8L, 2.0L, A/T		86-2188	86-1101
	92-01	1.8L, 2.0L, M/T	Left	86-2137	86-1101
			Right	86-1185	86-1101
	99-01	1.8L, 2.0L, A/T		86-2359	86-1101
Golf A3	93-99	1.8L, 2.0L		TBA	86-2598
Golf A3 GTi	93-94	2.0L, A/T		TBA	86-2598
	95-99	2.8L, M/T	Left	86-2413	86-2598
			Right	TBA	86-2598
Golf A4	00-07	2.0L, M/T		TBA	86-2598
Golf A4 GTi	01-05	1.8L, Turbo		TBA	86-2598
Golf A6	2013	1.4L, Turbo		TBA	86-2595
Golf GTi	95-99	M/T	Left	86-2413	TBA
			Right	86-1185	TBA
Jetta	87-91			86-1084	86-1085
	92-98	1.8L, 2.0L, A/T		86-2188	86-1101
	92-01	1.8L, 2.0L, M/T	Left	86-2137	86-1101
			Right	86-1185	86-1101
	94-01	2.8L	Left	86-2137	86-1101
			Right	86-1185	86-1101
	99-01	1.8L, 2.0L, A/T		86-2359	86-1101
	08-10	2.0L, A/T		86-2601	TBA
Jetta A3	93-99	1.8L		TBA	86-2598
				TBA	86-2598
		2.8L	Left	86-2413	86-2598
			Right	TBA	86-2598

C.V. BOOTS



MODEL	YEARS	SPECIFICATIONS	SIDE	INNER	OUTER
Volkswagen (Mexico Models) (Continued)					
Jetta A4	00-01	1.8L, Turbo		TBA	86-2598
	00-02	2.8L		TBA	86-2598
	00-07	2.0L, M/T		TBA	86-2598
		2.0L, A/T		TBA	86-2598
	02-05	1.8L, Turbo, M/T		TBA	86-2598
	06-10	TDI, M/T		TBA	86-2598
Jetta A4 Clásico	08-10	2.0L, M/T		TBA	86-2598
	09-10	1.8L, Turbo, M/T		TBA	86-2598
	11-12	1.8L, Turbo, M/T		TBA	86-2598
	11-13	TDI, M/T		TBA	86-2598
	11-17	2.0L, M/T		TBA	86-2598
Jetta A6	11-17	2.5L, M/T		TBA	86-2595
	2013	2.0L, Tiptronic		TBA	86-2595
Lupo	05-09	M/T		TBA	86-2598
Passat CC	12-17	2.5L, Tiptronic		TBA	86-2595
Safari	73-74	Rear. Produced in Mexico		86-1086	86-1086
Saveiro	09-13	M/T		86-1084	TBA
Sportvan	07-10	M/T		TBA	86-2598
Transporter	10-18			TBA	86-2219

Volvo

850	93-97	A/T, (Exc. Turbo)		86-2188	86-2276	
		M/T, (Exc. Turbo)		N/A	86-2276	
	94-97	A/T, Turbo		86-2188	86-1103	
		M/T, Turbo		N/A	86-1103	
940	1995	Rear. 3.73 Gear Ratio		86-2200	86-2200	
960	95-97	Rear. 3.73 Gear Ratio		86-2200	86-2200	
C30	08-09			N/A	86-2324	
	10-13			86-2422	86-2324	
C70	1998	A/T		86-2188	86-1103	
		M/T		N/A	86-1103	
	99-04	A/T		86-2365	86-2342	
		M/T		86-2348	86-2342	
	2005	Not Produced This Year		N/A	N/A	
	2006	A/T (To Ch. # 586)		N/A	86-2324	
		A/T (From Ch. # 587)		86-2422	86-2324	
		M/T (To Ch. # 468)		86-2422	86-2324	
M/T (From Ch. # 469)			N/A	86-2324		
07-13			86-2422	86-2324		
S40 (AWD)	05-09	Front		86-2365	86-2324	
S40 (FWD)	00-03			86-2365	86-2342	
		2004	1.9L		86-2365	86-2342
			2.4L		86-2358	86-2324
	2005	2.5L		N/A	86-2340	
		2.4L		86-2444	86-2324	
		2.5L		N/A	86-2324	
	2006	2.4L, A/T		86-2444	86-2324	
		2.4L, M/T (To Ch. # 190210)		N/A	86-2324	
		M/T (From Ch # 190211)		86-2422	86-2324	
		2.5L, (To Ch. # 190210) (From Ch. # 190211)		N/A	86-2324	
	07-08	2.4L, A/T		86-2444	86-2324	
		M/T		86-2422	86-2324	
		2.5L		86-2422	86-2324	
	2009	2.4L		86-2444	86-2324	
		2.5L		86-2444	86-2324	
	2010	2.4L, A/T		86-2444	86-2324	
		M/T		86-2422	86-2324	



C.V. BOOTS

MODEL

YEARS

SPECIFICATIONS

SIDE

INNER

OUTER

Volvo (Continued)

S40 (FWD) (Continued)	2010	2.5L	86-2422	86-2324
	2011	2.5L	86-2422	86-2324
S60 (Front)	2001	2.3L, A/T	86-2365	86-2342
		2.3L, M/T	86-2348	86-2342
		2.4L, A/T, (Exc. Turbo)	86-2358	86-2324
		2.4L, A/T, Turbo	86-2365	86-2342
		2.4L, M/T, (Exc. Turbo)	86-2340	86-2324
		2.4L, M/T, Turbo	86-2348	86-2342
	02-05	A/T, (Exc. Turbo)	86-2358	86-2324
	02-06	A/T, Turbo	86-2365	86-2342
	02-05	M/T, (Exc. Turbo)	86-2340	86-2324
		M/T, Turbo	86-2348	86-2342
	06-08	2.4L, A/T	86-2365	86-2342
		M/T	86-2348	86-2342
	06-07	2.5L, A/T	86-2365	86-2342
		M/T	86-2348	86-2342
	08-09	2.5L	86-2365	86-2342
	2009	2.4L	86-2365	86-2342
	2010	Not Produced This Year	N/A	N/A
	11-13	To Chassis # 207357	86-2430	86-2337
	13-14	From Chassis # 207358	86-2422	86-2324
	15-16		86-2430	86-2337
2017		86-2430	86-2348	
S70	1998	A/T, (Exc. Turbo)	86-2188	86-2276
		A/T, Turbo	86-2188	86-1103
		M/T, (Exc. Turbo)	N/A	86-2276
		M/T, Turbo	N/A	86-1103
	99-00	A/T, (Exc. Turbo)	86-2358	86-2324
		A/T, Turbo	86-2365	86-2342
	M/T, (Exc. Turbo)	86-2340	86-2324	
	M/T, Turbo	86-2348	86-2342	
S80	99-01	2.8L, Turbo	86-2365	86-2342
		2.9L, (Trans. Code AW55-50SN)	86-2358	86-2324
		2.9L, (Trans. Code 4T65EV)	86-2365	86-2342
	02-06		86-2365	86-2342
	2007	3.2L	86-2422	86-2324
		4.4L	86-2430	86-2337
	08-10	3.0L	86-2430	86-2337
		3.2L	86-2422	86-2324
		4.4L	86-2430	86-2337
	11-14	3.0L	86-2430	86-2337
		3.2L	86-2422	86-2324
	2015	2.0L	86-2430	86-2348
		3.0L	86-2430	86-2337
	2016	2.0L	86-2430	86-2348
	S90	1998	Rear, 3.73 Gear Ratio	86-2200
17-18		Front	TBA	86-2348
V40	2000		86-2365	86-2342
V50 (FWD)	2005	2.4L	86-2444	86-2324
		2.5L	N/A	86-2324
	2006	2.4L	86-2444	86-2324
		2.5L (To Ch. # 194443)	N/A	86-2324
		2.5L (From Ch. # 194444)	86-2422	86-2324
	07-08	2.4L	86-2444	86-2324
		2.5L	86-2422	86-2324
	09-10		86-2444	86-2324
2011		86-2422	86-2324	

C.V. BOOTS



MODEL	YEARS	SPECIFICATIONS	SIDE	INNER	OUTER
Volvo (Continued)					
V50 (AWD)	05-10	Front		86-2365	86-2324
V60	15-16	Front, 2.0L		86-2430	86-2348
		Front, 2.5L		86-2422	86-2337
		Front, 3.0L		86-2430	86-2337
V70 (2WD)	1998	A/T, (Exc. Turbo)		86-2188	86-2276
		M/T, (Exc. Turbo)		N/A	86-2276
		A/T, Turbo		86-2188	86-1103
		M/T, Turbo		N/A	86-1103
	99-01	A/T, (Trans Code AW55-50SN, Exc. Turbo)		86-2365	86-2342
	99-05	A/T, (Exc. Trans Code AW55-50SN, Exc. Turbo)		86-2358	86-2324
		M/T, (Exc. Turbo)		86-2340	86-2324
		A/T, Turbo		86-2365	86-2342
		M/T, Turbo		86-2348	86-2342
	2006	2.4L, A/T		86-2358	86-2324
		2.4L, M/T		86-2340	86-2324
		2.5L		86-2365	86-2342
	2007	2.4L, A/T		86-2358	86-2324
		2.4L, M/T		86-2348	86-2342
		2.5L		86-2365	86-2342
	08-10	3.2L		86-2422	86-2324
V70 (AWD)	1998	Front		86-2188	86-1103
	99-03	Front		86-2365	86-2342
	04-07	A/T, Front		86-2365	86-2342
		M/T, Front		86-2348	86-2342
V90	1998	Rear , 3.73 Gear Ratio		86-2200	86-2200
	2017	Front		TBA	86-2348
XC70	03-07	2.5L, Front		86-2365	86-2342
	2008	3.2L, Front		86-2422	86-2324
	09-10	3.0L, Front		86-2340	86-2337
		3.2L, Front		86-2422	86-2324
	11-14	3.0L, Front		86-2340	86-2337
		3.2L (FWD)		86-2422	86-2324
		3.2L, Front (AWD)		86-2340	86-2337
	2015	2.0		N/A	86-2324
		3.0L, Front		86-2340	86-2337
		3.2L, Front		86-2340	86-2337

Volvo SUV/Truck/Van

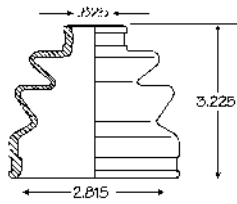
XC60	10-14	3.0L, Front		N/A	86-2337
		3.2L, (FWD)		N/A	86-2324
		3.2L, Front (AWD)		N/A	86-2337
	2015	2.0L		N/A	86-2324
		3.0L, Front		N/A	86-2337
		3.2L, Front		N/A	86-2337
	16-17			N/A	86-2324
XC90	03-05	2.5L, Front		86-2365	86-2337
		2.9L, Front		N/A	86-2337
	2006	2.5L, Front		N/A	86-2337
	07-10	3.2L, Front		N/A	86-2337
	2011	3.2L, Front (To Ch. # 597532)		N/A	86-2337
		3.2L, Front (From Ch. # 597533)		N/A	86-2324
	12-14	3.2L, Front		N/A	86-2324
	2015	Not Produced This Year			
	16-18	2.0L (Inc. Hybrid)		TBA	86-2348

Yugo

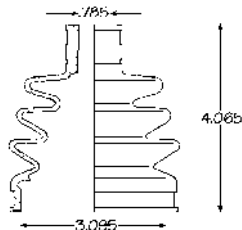
GV, GVL	86-91	Exc. M/T 5 Spd.		86-1147	86-1149
----------------	-------	-----------------	--	---------	---------



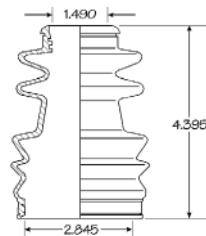
C.V. BOOT ILLUSTRATIONS



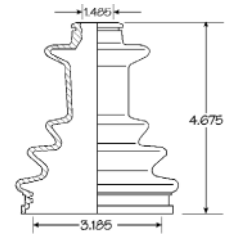
Neoprene **86-1003** Round
(86085)



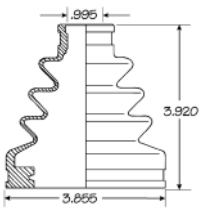
Neoprene **86-1008** Round
(86007)



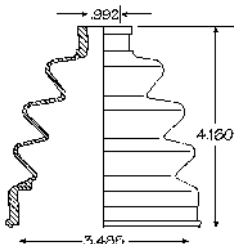
Neoprene **86-1009** Round
(86014)



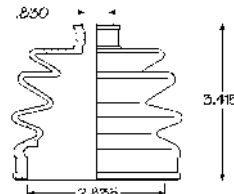
Neoprene **86-1010** Round
(86016)



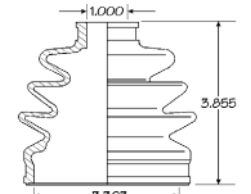
Neoprene **86-1011** Trilobal (3)
(86358)



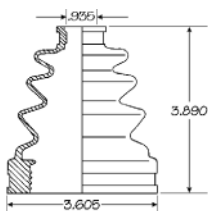
Neoprene **86-1014** Round
(86083)



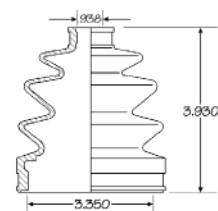
Neoprene **86-1016** Round
(86033)



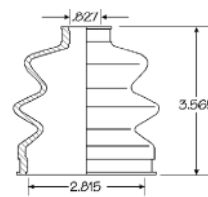
Neoprene **86-1018** Round
(86005)



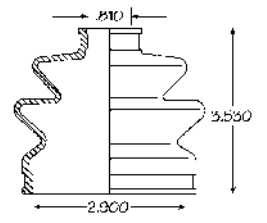
Neoprene **86-1021** Trilobal (3)
(86107)



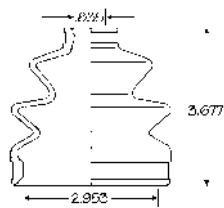
Neoprene **86-1022** Round
(86035)



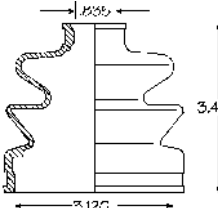
Neoprene **86-1027** Round
(86043)



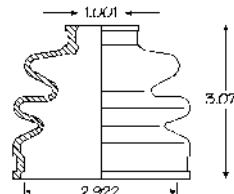
Neoprene **86-1028** Round
(86042)



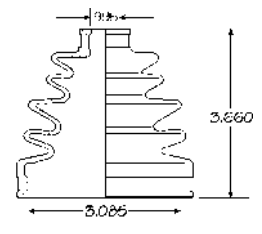
Neoprene **86-1029** Round
(86026)



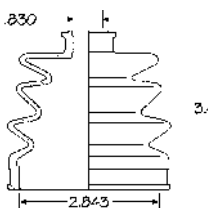
Neoprene **86-1030** Round
(86027)



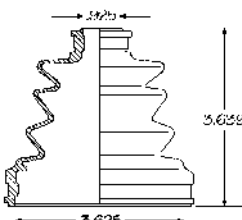
Neoprene **86-1031** Round
(86068)



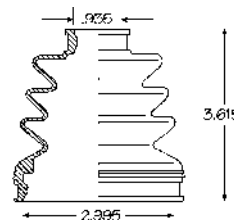
Neoprene **86-1032** Round
(86006)



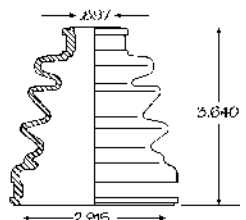
Neoprene **86-1033** Round
(86050)



Neoprene **86-1034** Round
(86091)

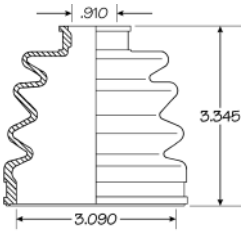


Neoprene **86-1036** Round
(86080)

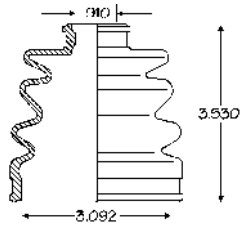


Neoprene **86-1038** Round
(86058)

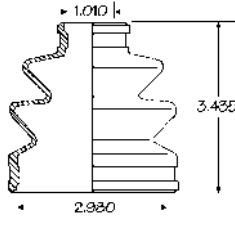
C.V. BOOT ILLUSTRATIONS



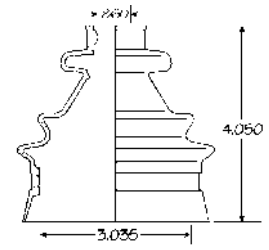
Neoprene **86-1042** Round
(86041)



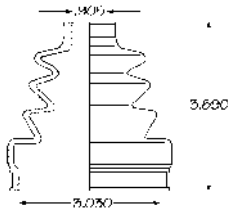
Neoprene **86-1047** Round
(86029)



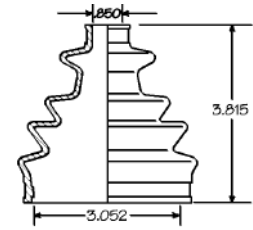
Neoprene **86-1048** Round
(86082)



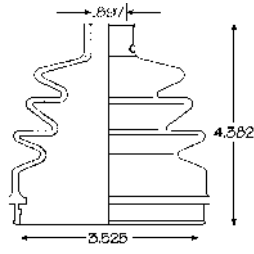
Neoprene **86-1049** Round
(86030)



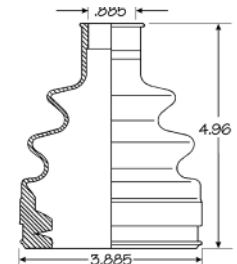
Neoprene **86-1051** Round
(86013)



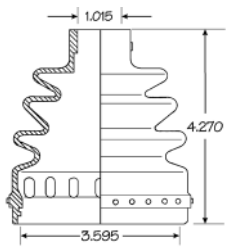
Neoprene **86-1052** Round
(86009)



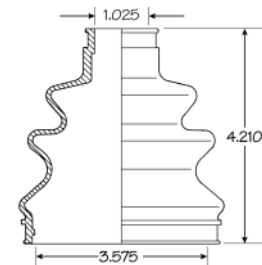
Neoprene **86-1053** Round
(86081)



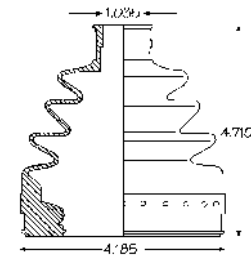
Neoprene **86-1056** Trilobal (1)
(86008)



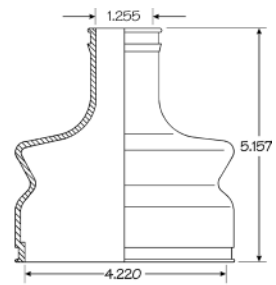
Neoprene **86-1058** Round



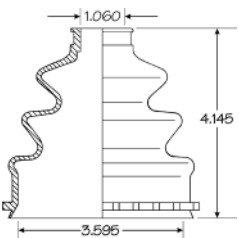
Neoprene **86-1059** Round
(86055)



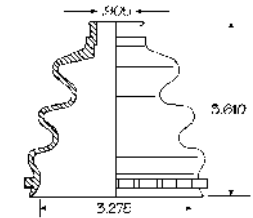
Neoprene **86-1060** Trilobal (1)
(86062)



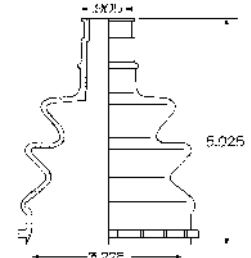
Neoprene **86-1064** Round
(86039)



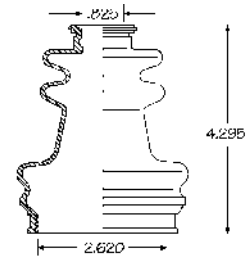
Neoprene **86-1065** Round
(86012)



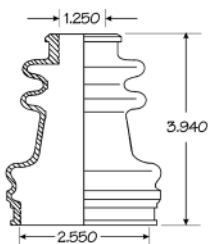
Neoprene **86-1067** Round
(86017)



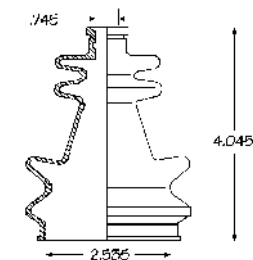
Neoprene **86-1068** Round
(86040)



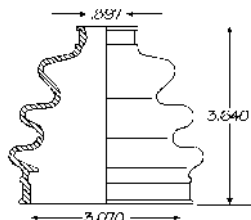
Neoprene **86-1070** Round
(86110)



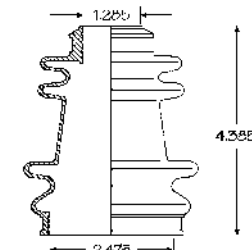
Neoprene **86-1072** Round
(86148)



Neoprene **86-1073** Round
(86111)



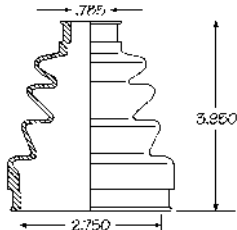
Neoprene **86-1074** Round
(86048)



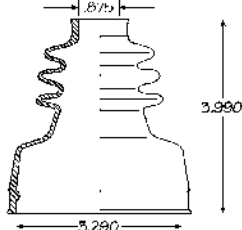
Neoprene **86-1075** Round
(86112)



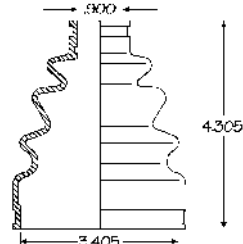
C.V. BOOT ILLUSTRATIONS



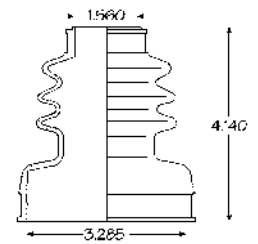
Neoprene **86-1076** Round
(86095)



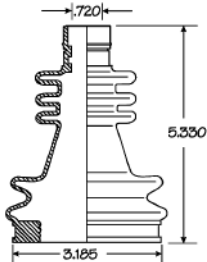
Neoprene **86-1079** Round
(86129)



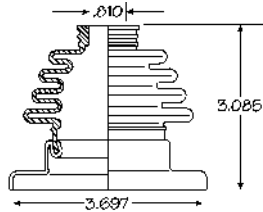
Neoprene **86-1080** Round
(86010)



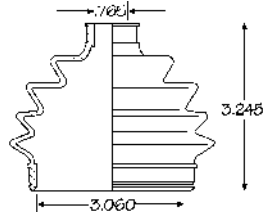
Neoprene **86-1081** Round
(86063)



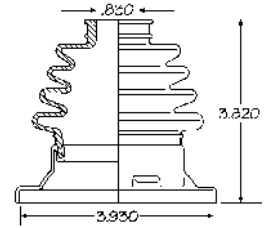
Neoprene **86-1082** Trilobal (3)



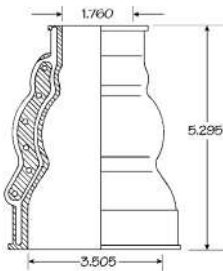
Neoprene **86-1084** Round
(86020)
(Metal Base)



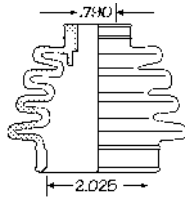
Neoprene **86-1085** Round
(86022)



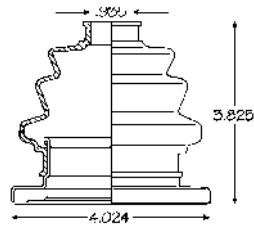
Neoprene **86-1086** Round
(86025)
(Metal Base)



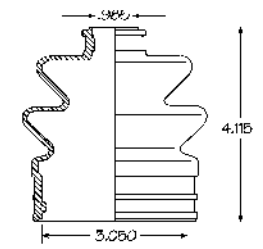
Neoprene **86-1091** Round
(Split Boot)



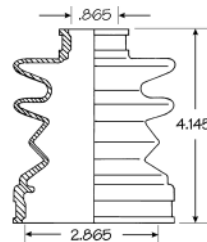
Neoprene **86-1093** Round



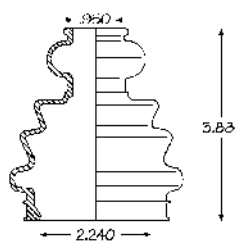
Neoprene **86-1094** Round
(86145)
(Metal Base)



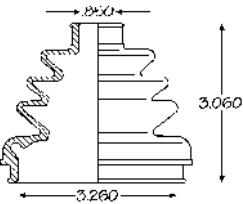
Neoprene **86-1096** Round
(86113)



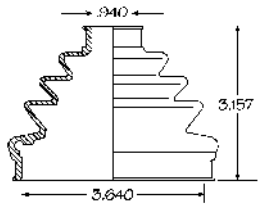
Neoprene **86-1098** Round
(86357)



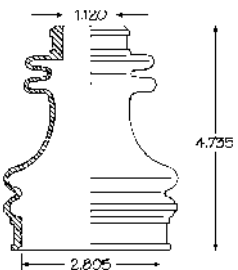
Neoprene **86-1100** Round
(86131)



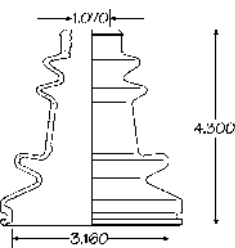
Neoprene **86-1101** Round
(86024)



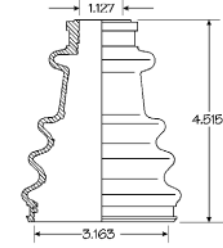
Neoprene **86-1103** Round
(86069)



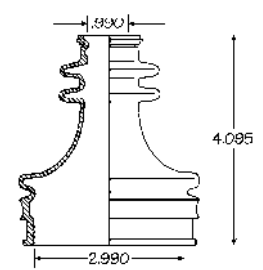
Neoprene **86-1106** Round
(86071)



Neoprene **86-1107** Round
(86045)

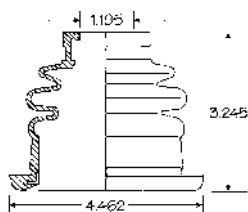


Neoprene **86-1108** Round
(86021)

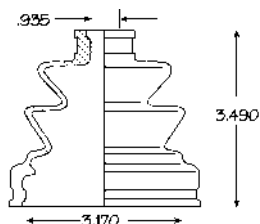


Neoprene **86-1110** Round

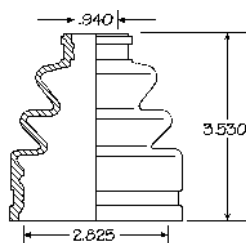
C.V. BOOT ILLUSTRATIONS



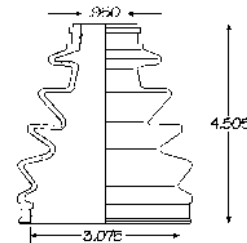
Silicone **86-1113** Round
(86104)



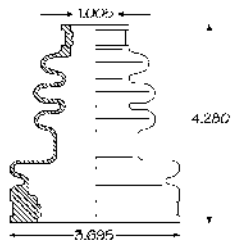
Neoprene **86-1115** Round
(86059)



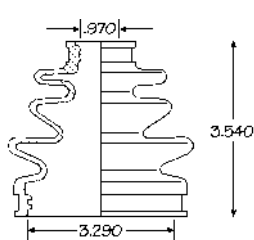
Neoprene **86-1122** Round
(86038)



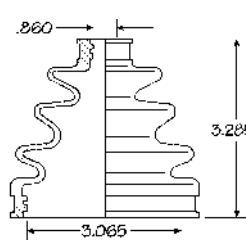
Neoprene **86-1123** Round
(86005)



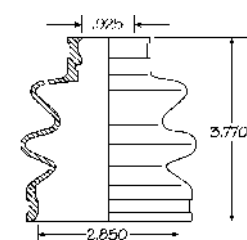
Neoprene **86-1124** Trilobal (2)
(86057)



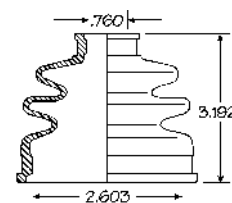
Neoprene **86-1125** Round
(86037)



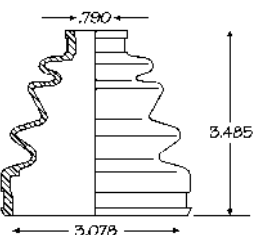
Neoprene **86-1129** Round
(86036)



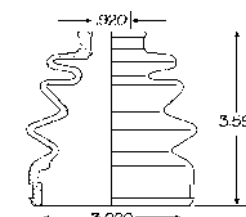
Neoprene **86-1132** Round
(86143)



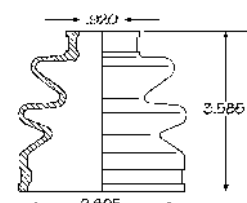
Neoprene **86-1134** Round
(86088)



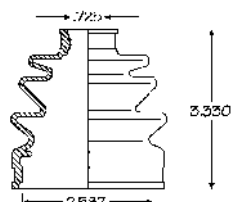
Neoprene **86-1135** Round
(86134)



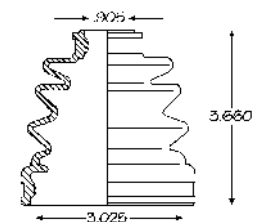
Neoprene **86-1137** Round
(86028)



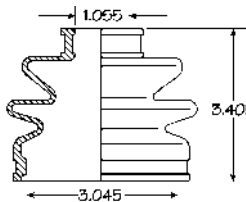
Neoprene **86-1138** Round
(86130)



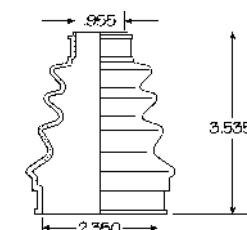
Neoprene **86-1139** Round
(86146)



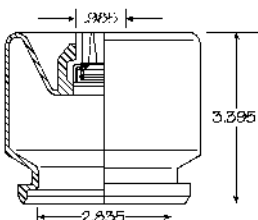
Neoprene **86-1140** Round
(86102)



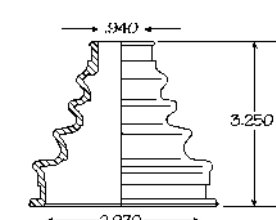
Neoprene **86-1144** Round



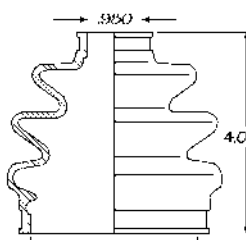
Neoprene **86-1146** Round



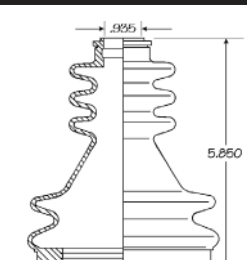
Neoprene **86-1147** Round
(86135)
(With Bushing/Seal)



Neoprene **86-1149** Round



Neoprene **86-1151** Round
(86126)

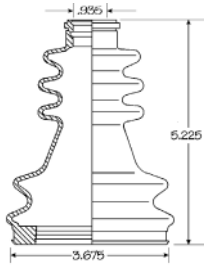


Neoprene **86-1152** Trilobal (4)
(86141)

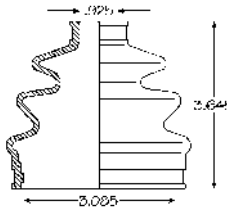




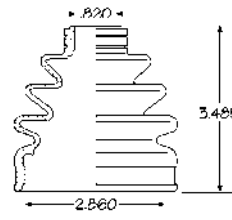
C.V. BOOT ILLUSTRATIONS



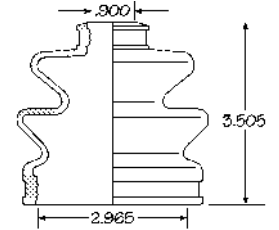
Neoprene **86-1153** Trilobal (4)



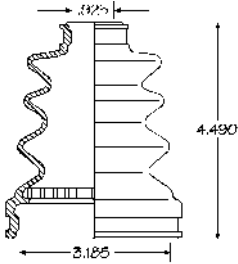
Neoprene **86-1155** Round
(86092)



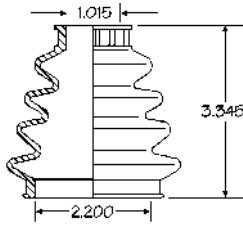
Neoprene **86-1156** Round
(86056)



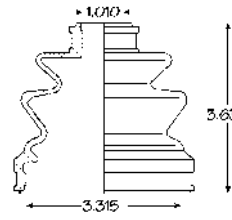
Neoprene **86-1157** Round
(86073)



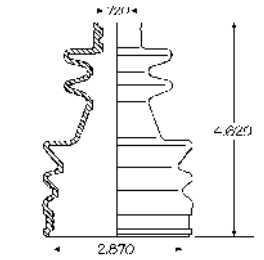
Neoprene **86-1159** Round
(86115)



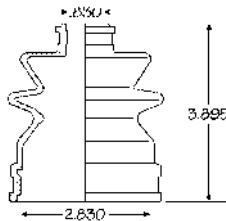
Neoprene **86-1164** Round



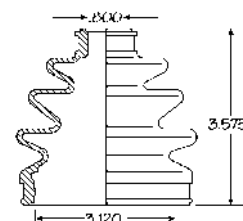
Neoprene **86-1170** Round
(86084)



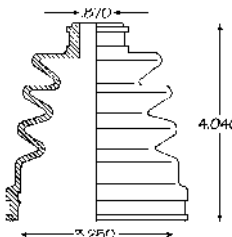
Neoprene **86-1171** Round
(86053)



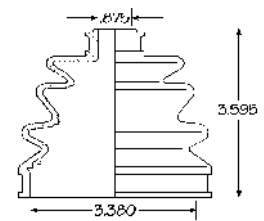
Neoprene **86-1173** Round
(86051)



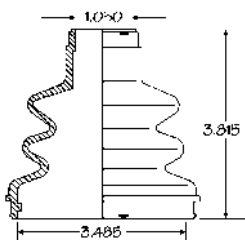
Neoprene **86-1174** Round
(86002)



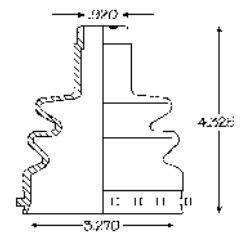
Neoprene **86-1175** Round
(86105)



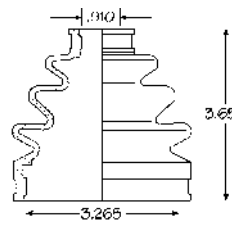
Neoprene **86-1176** Round
(86127)



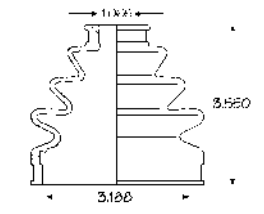
Neoprene **86-1177** Round



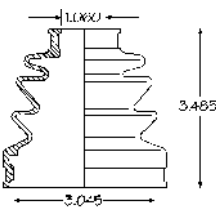
Neoprene **86-1178** Round



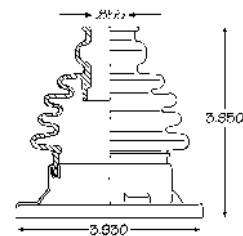
Neoprene **86-1181** Round
(86086)



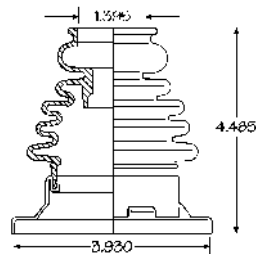
Neoprene **86-1182** Round
(86067)



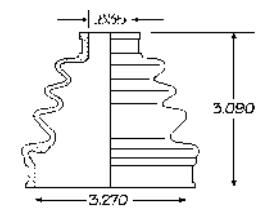
Neoprene **86-1183** Round
(86096)



Neoprene **86-1184** Round
(86118)
(Metal Base)

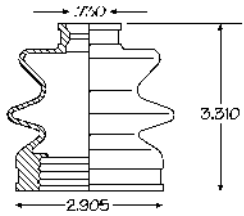


Neoprene **86-1185** Round
(86023)
(Metal Base)

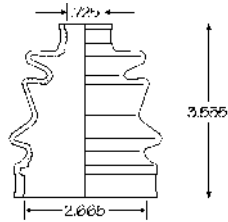


Neoprene **86-1186** Round
(86075)

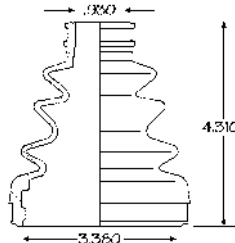
C.V. BOOT ILLUSTRATIONS



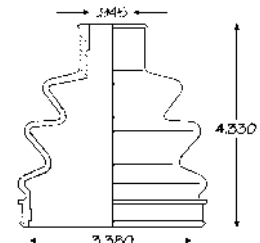
Neoprene **86-1187** (86076) Trilobal (2)



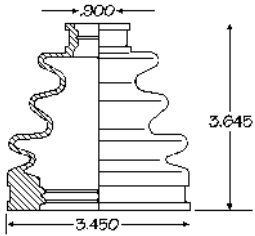
Neoprene **86-1188** (86044) Round



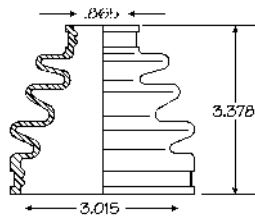
Neoprene **86-1193** (86077) Round



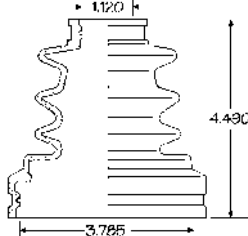
Neoprene **86-1194** (86078) Round



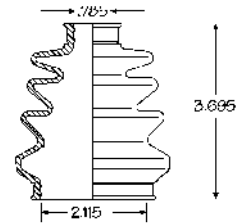
Neoprene **86-1196** (86070) Trilobal (7)



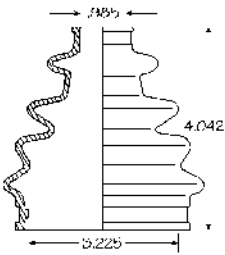
Neoprene **86-1197** (86060) Round



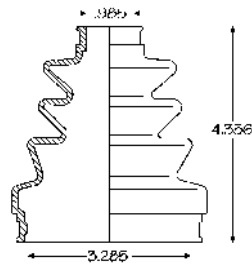
Neoprene **86-2103** (86312) Round



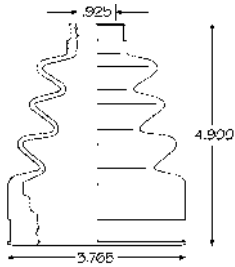
Neoprene **86-2106** (86034) Round



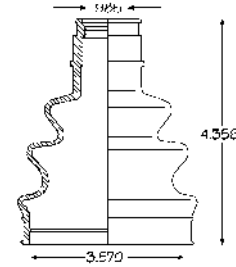
Neoprene **86-2107** (86019) Round



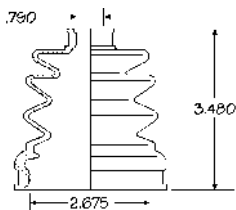
Neoprene **86-2108** (86097) Round



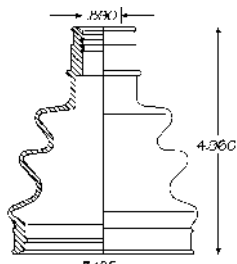
Neoprene **86-2111** (86120) Trilobal (6)



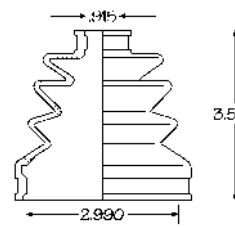
Neoprene **86-2119** (86000) Round



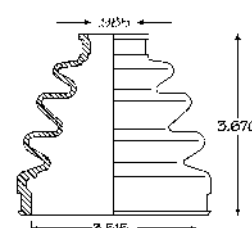
Neoprene **86-2121** (86100) Round



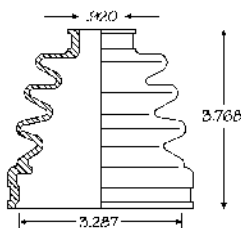
Neoprene **86-2123** (86001) Round



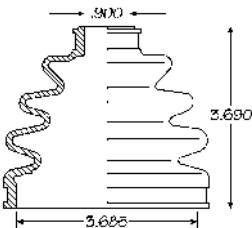
Neoprene **86-2124** (86038) Round



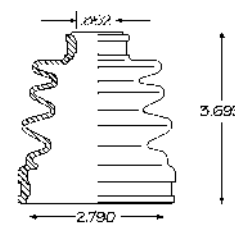
Neoprene **86-2127** (86039) Round



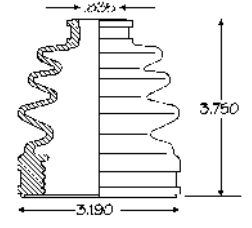
Neoprene **86-2128** (86074) Round



Neoprene **86-2129** (86128) Round



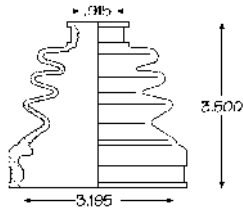
Neoprene **86-2131** (86101) Round



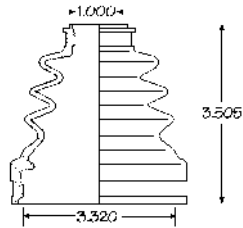
Neoprene **86-2132** (86133) Trilobal (3)



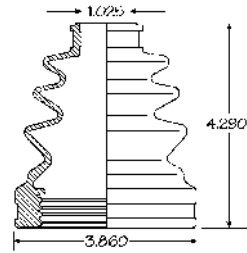
C.V. BOOT ILLUSTRATIONS



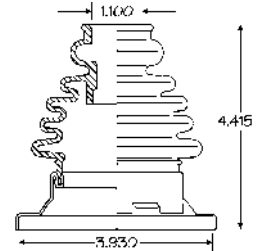
Neoprene **86-2133** Round
(86143)



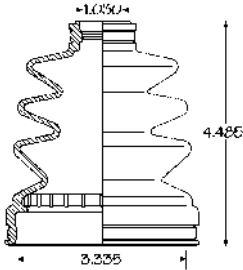
Neoprene **86-2135** Round



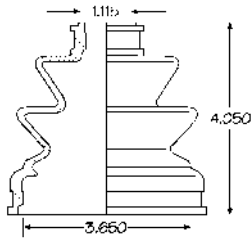
Neoprene **86-2136** Trilobal (3)



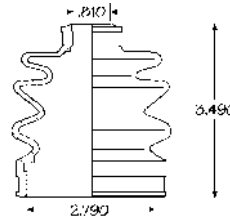
Neoprene **86-2137** Round
(86333) (Metal Base)



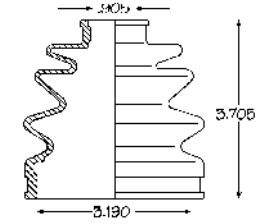
Neoprene **86-2138** Round
(86341)



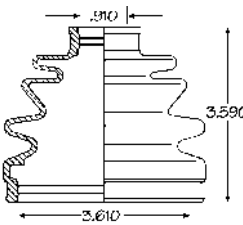
Neoprene **86-2141** Round
(86307)



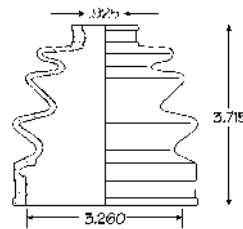
Neoprene **86-2144** Round
(86320)



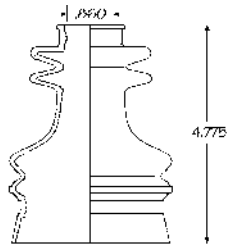
Neoprene **86-2145** Round
(86319)



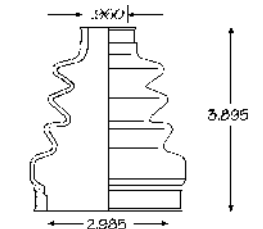
Neoprene **86-2148** Round
(86325)



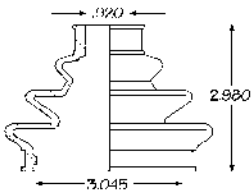
Neoprene **86-2149** Round
(86315)



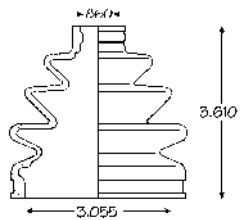
Neoprene **86-2150** Round
(86329)



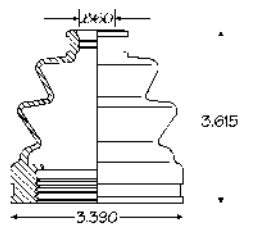
Neoprene **86-2151** Round
(86338)



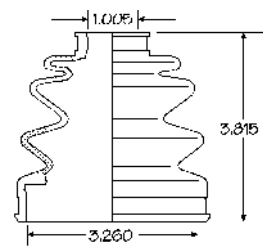
Neoprene **86-2152** Round
(86337)



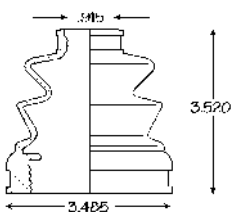
Neoprene **86-2153** Round
(86324)



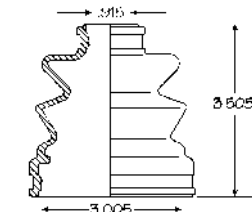
Neoprene **86-2154** Trilobal (3)
(86325)



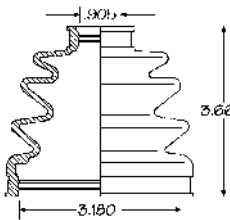
Neoprene **86-2156** Round
(86336)



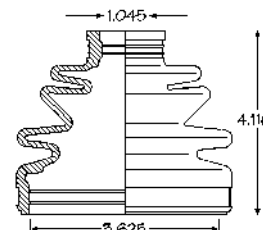
Neoprene **86-2157** Trilobal (3)
(86334)



Neoprene **86-2158** Round
(86333)

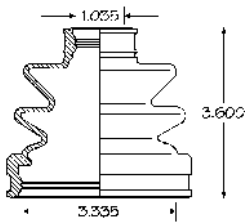


Neoprene **86-2159** Round
(86335)

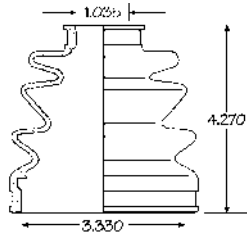


Neoprene **86-2160** Round
(86332)

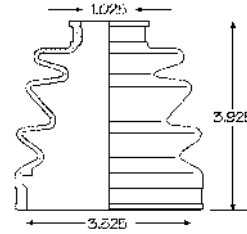
C.V. BOOT ILLUSTRATIONS



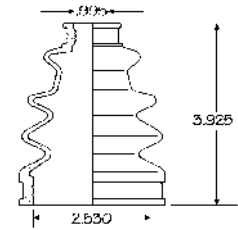
Neoprene **86-2161** Round
(86331)



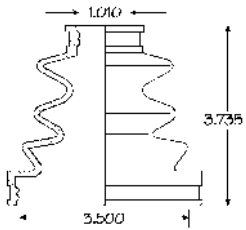
Neoprene **86-2163** Round
(86350)



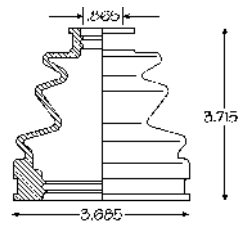
Neoprene **86-2164** Round
(86349)



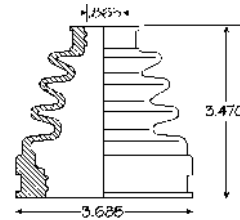
Neoprene **86-2166** Round
(86301)



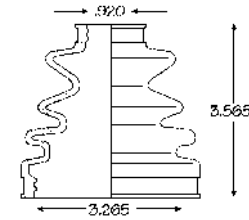
Neoprene **86-2167** Round
(86302)



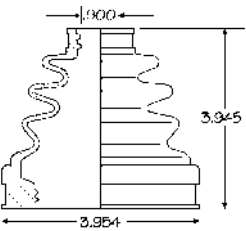
Neoprene **86-2168** Trilobal (6)
(86303)



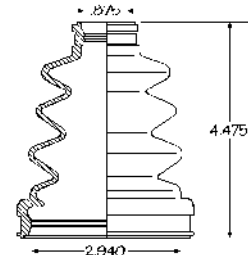
Neoprene **86-2169** Trilobal (7)
(86304)



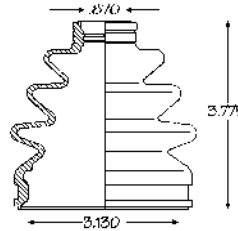
Neoprene **86-2171** Round
(86309)



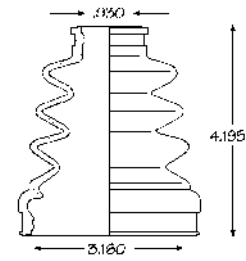
Neoprene **86-2172** Trilobal (7)
(86310)



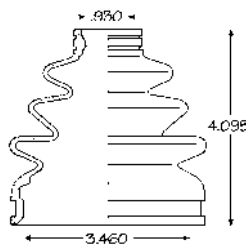
Neoprene **86-2174** Round
(86356)



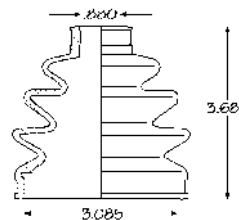
Neoprene **86-2175** Round
(86352)



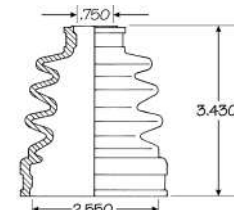
Neoprene **86-2177** Round
(86354)



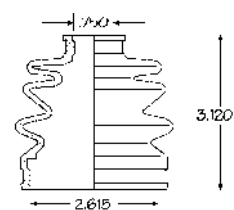
Neoprene **86-2178** Round
(86355)



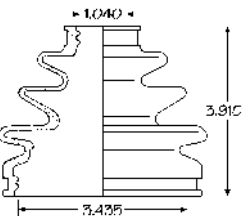
Neoprene **86-2180** Round
(86314)



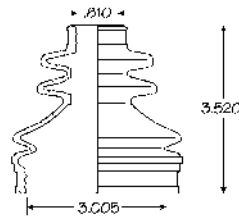
Neoprene **86-2181** Round
(86351)



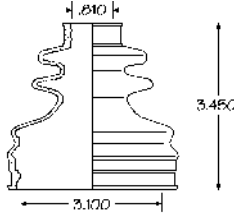
Neoprene **86-2182** Round
(86348)



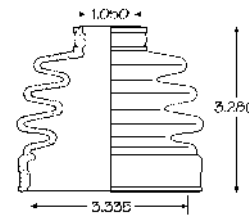
Neoprene **86-2185** Round
(86311)



Neoprene **86-2187** Round
(86326)



Neoprene **86-2188** Round
(86327)

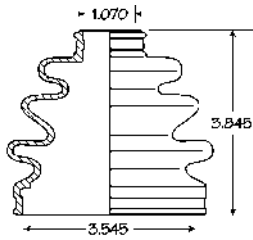


Neoprene **86-2190** Round
(86347)

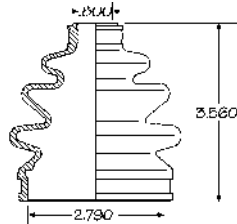




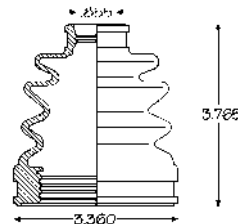
C.V. BOOT ILLUSTRATIONS



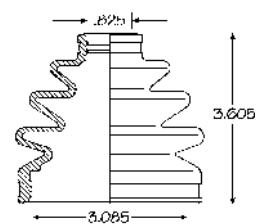
Neoprene **86-2191** Round
(86346)



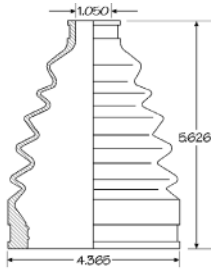
Neoprene **86-2193** Round
(86344)



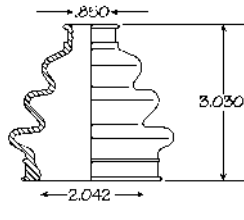
Neoprene **86-2194** Trilobal (3)
(86343)



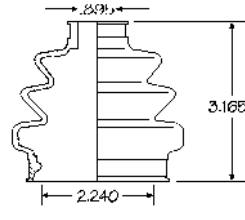
Neoprene **86-2196** Round
(86316)



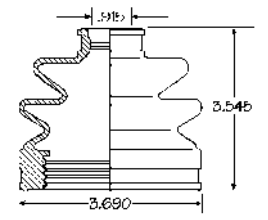
Neoprene **86-2198** Trilobal (5)
(86364)



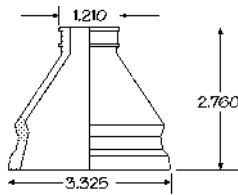
Neoprene **86-2199** Round
(86362)



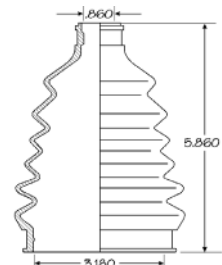
Neoprene **86-2200** Round
(86361)



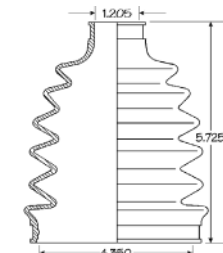
Neoprene **86-2202** Trilobal (3)
(86360)



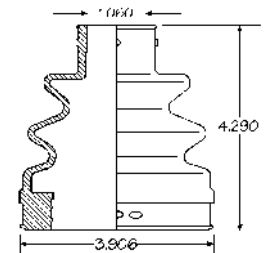
Neoprene **86-2204** Round
(86365)



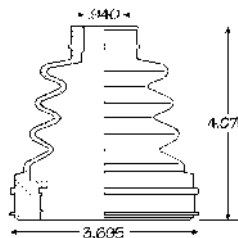
Neoprene **86-2205** Round
(86391)



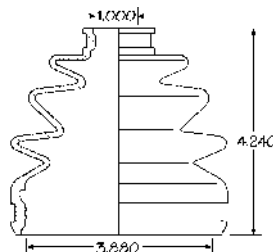
Neoprene **86-2207** Round
(86366)



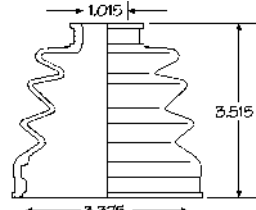
Neoprene **86-2215** Trilobal (6)
(86369)



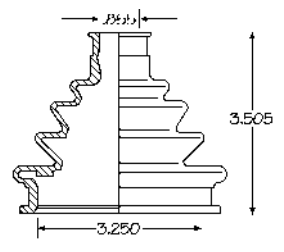
Silicone **86-2218** Trilobal (6)
(86371)



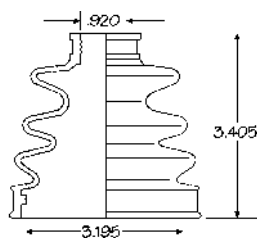
Neoprene **86-2219** Round
(86372)



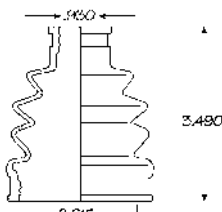
Neoprene **86-2221** Round
(86373)



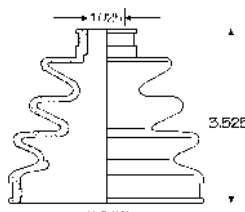
Neoprene **86-2224** Round
(86375)



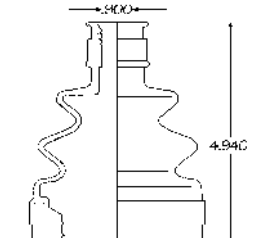
Neoprene **86-2226** Round
(86378)



Neoprene **86-2227** Round
(86379)



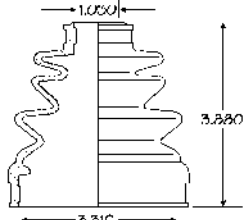
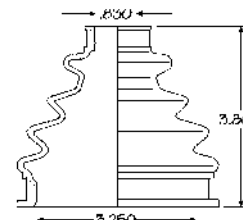
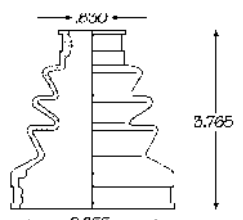
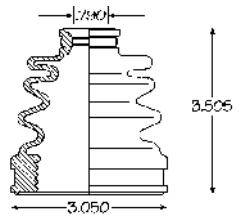
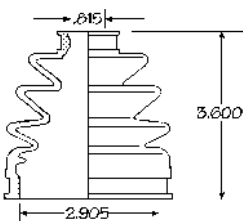
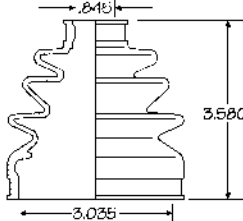
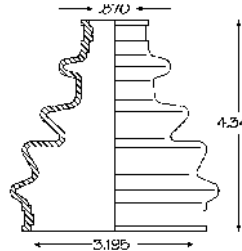
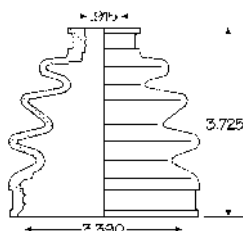
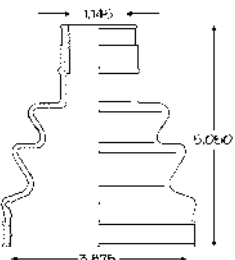
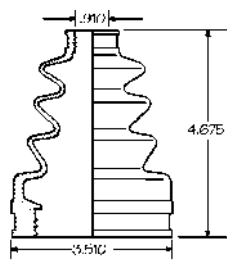
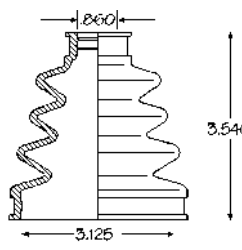
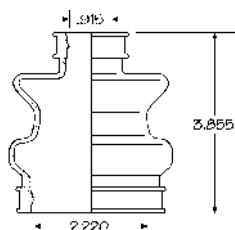
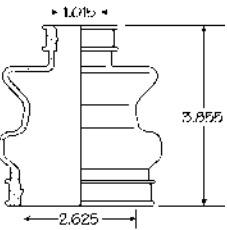
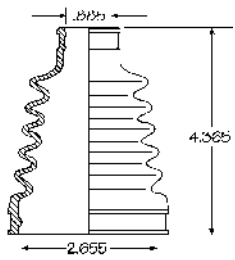
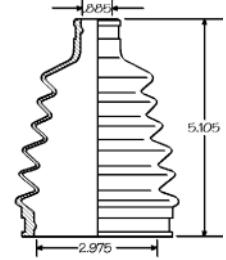
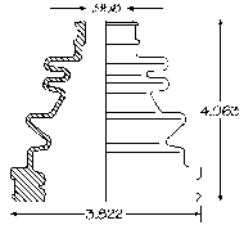
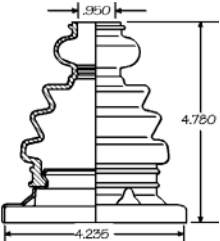
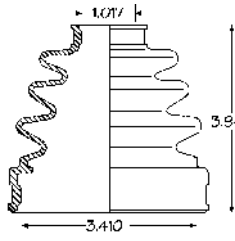
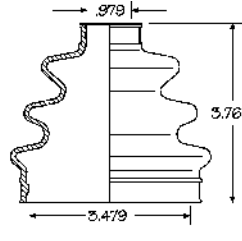
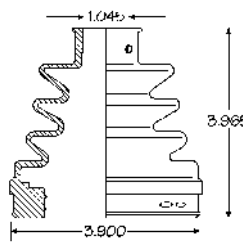
Neoprene **86-2228** Round
(86380)



Neoprene **86-2230** Trilobal (1)
(86381)

C.V. BOOT ILLUSTRATIONS

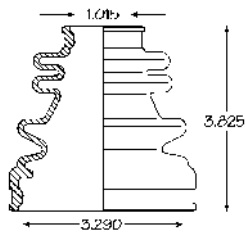


 <p>Neoprene 86-2231 Round (86370)</p>	 <p>Neoprene 86-2232 Round (86374)</p>	 <p>Neoprene 86-2233 Round (86385)</p>	 <p>Neoprene 86-2234 Trilobal (3) (86389)</p>
 <p>Neoprene 86-2235 Round (86387)</p>	 <p>Neoprene 86-2236 Round (86388)</p>	 <p>Neoprene 86-2237 Round (86386)</p>	 <p>Neoprene 86-2238 Round (86383)</p>
 <p>Neoprene 86-2240 Round (86390)</p>	 <p>Neoprene 86-2241 Trilobal (3) (86397)</p>	 <p>Neoprene 86-2243 Round (86401)</p>	 <p>Neoprene 86-2251 Round (86396)</p>
 <p>Neoprene 86-2252 Round (86395)</p>	 <p>Neoprene 86-2254 Round (86402)</p>	 <p>Neoprene 86-2255 Round (86398)</p>	 <p>Neoprene 86-2256 Trilobal (6) (86405)</p>
 <p>Neoprene 86-2257 Round (86411) (Metal Base)</p>	 <p>Neoprene 86-2260 Round (86421)</p>	 <p>Neoprene 86-2263 Round (86405)</p>	 <p>Neoprene 86-2265 Trilobal (7) (86406)</p>

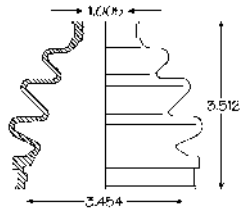




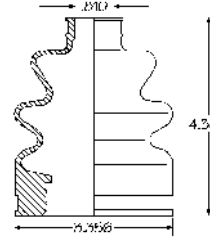
C.V. BOOT ILLUSTRATIONS



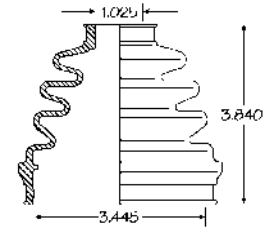
Neoprene **86-2266** Round
(86407)



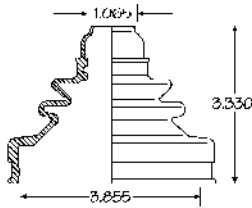
Neoprene **86-2268** Round
(86408)



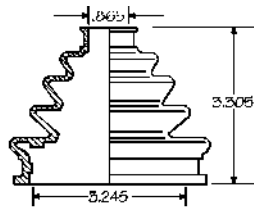
Neoprene **86-2270** Trilobal (3)
(86409)



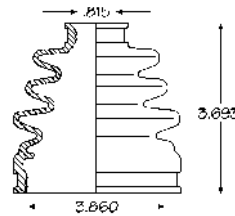
Neoprene **86-2271** Round
(86410)



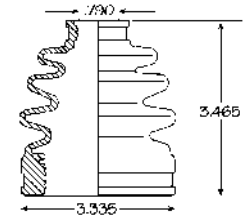
Neoprene **86-2273** Round
(86412)



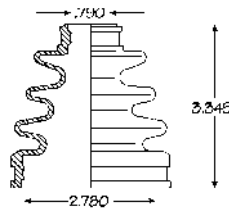
Neoprene **86-2276** Round
(86414)



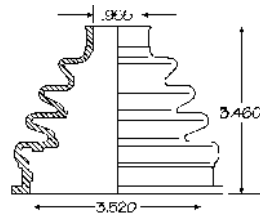
Neoprene **86-2277** Round
(86415)



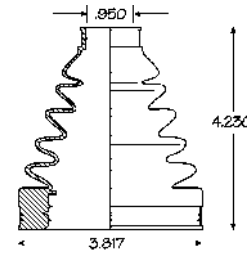
Neoprene **86-2278** Trilobal (6)
(86418)



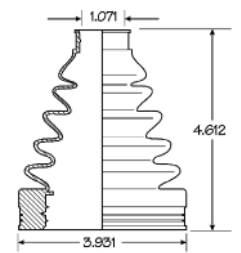
Neoprene **86-2279** Round
(86417)



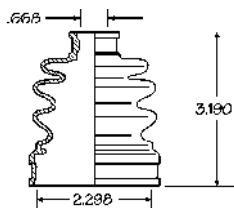
Neoprene **86-2281** Round
(86418)



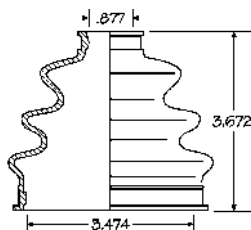
Neoprene **86-2282** Trilobal (7)
(86419)



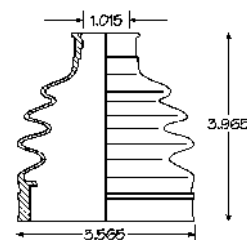
Neoprene **86-2283** Trilobal (7)
(86420)



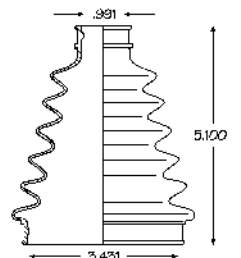
Neoprene **86-2284** Round
(86422)



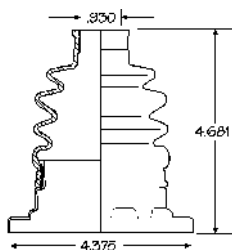
Neoprene **86-2285** Round
(86339A)



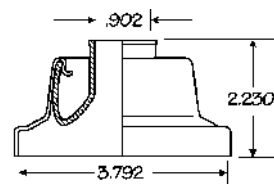
Neoprene **86-2289** Trilobal (3)
(86426)



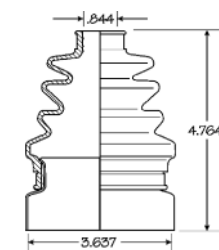
Neoprene **86-2290** Round
(86427)



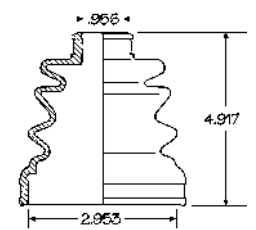
Neoprene **86-2294** Round
(86379)
(Metal Base)



Neoprene **86-2295** Round
(86465)
(Metal Base)

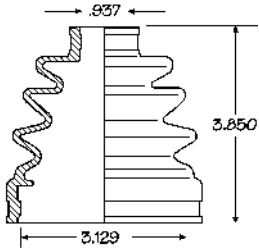


Neoprene **86-2300** Round
(86318)
(Metal Base)

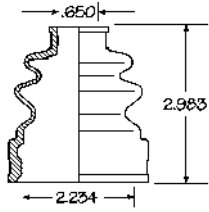


Neoprene **86-2306** Round
(86431)

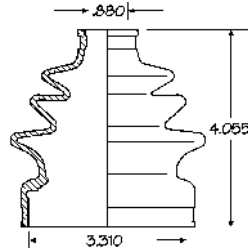
C.V. BOOT ILLUSTRATIONS



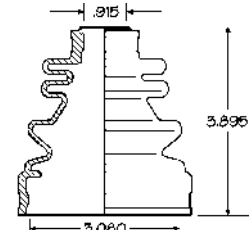
Neoprene **86-2308** Round
(86435)



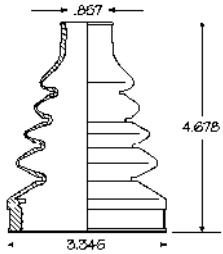
Neoprene **86-2310** Round
(86434)



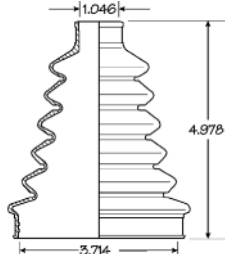
Neoprene **86-2311** Round
(86435)



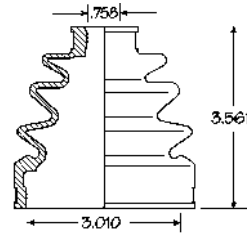
Neoprene **86-2313** Round
(86437)



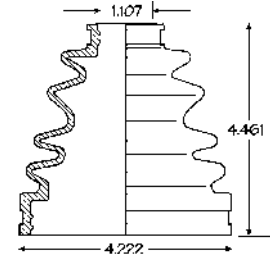
Neoprene **86-2314** Trilobal (3)
(86436)



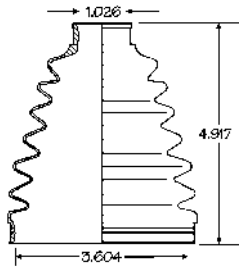
Neoprene **86-2315** Round
(86439)



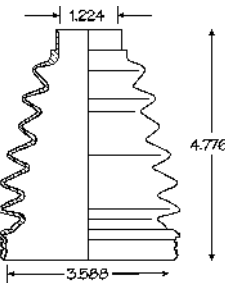
Neoprene **86-2316** Round
(86453)



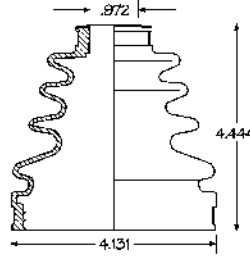
Neoprene **86-2318** Trilobal (6)
(86440)



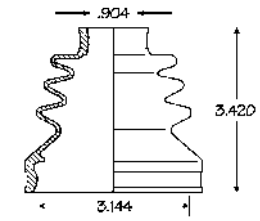
Neoprene **86-2319** Round
(86441)



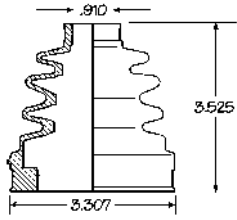
Neoprene **86-2320** Round
(86442)



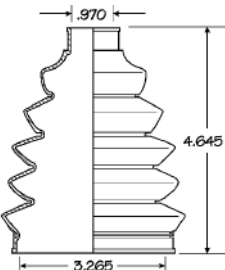
Neoprene **86-2321** Trilobal (3)
(86443)



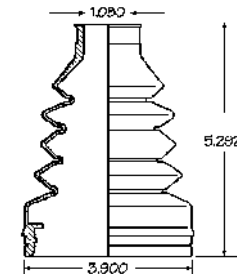
Neoprene **86-2322** Round
(86444)



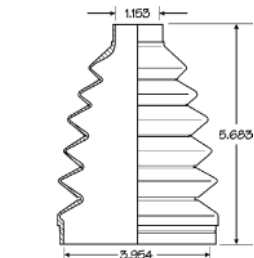
Neoprene **86-2323** Trilobal (6)
(86445)



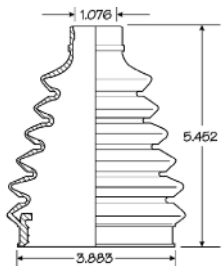
Neoprene **86-2324** Round
(86447)



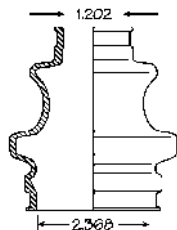
Neoprene **86-2325** Trilobal (7)
(86448)



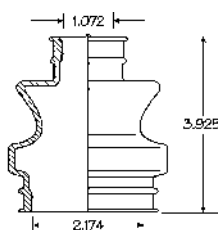
Neoprene **86-2326** Round
(86449)



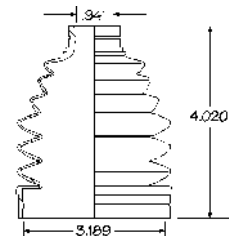
Neoprene **86-2327** Trilobal (6)
(86450)



Neoprene **86-2331** Round
(86457)



Neoprene **86-2334** Round
(86458)

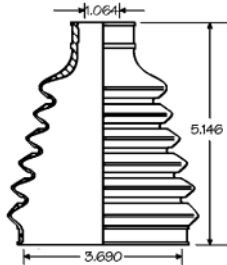


Neoprene **86-2336** Round
(86462)

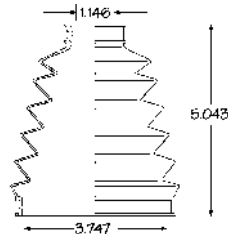




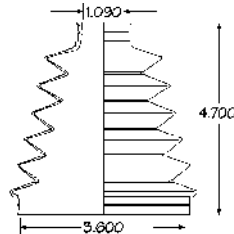
C.V. BOOT ILLUSTRATIONS



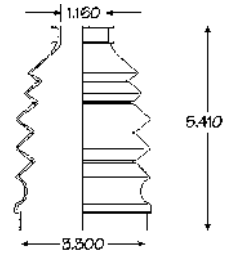
Neoprene **86-2337** Round
(86463)



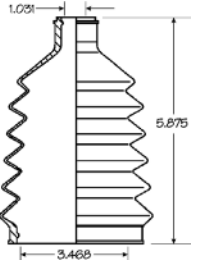
Neoprene **86-2338** Round
(86464)



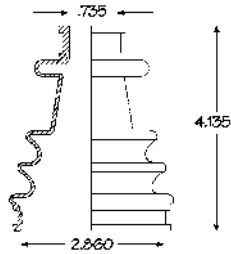
Neoprene **86-2340** Round
(86466)



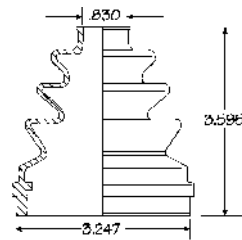
Neoprene **86-2341** Round
(86467)



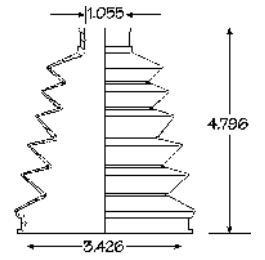
Neoprene **86-2342** Round
(86468)



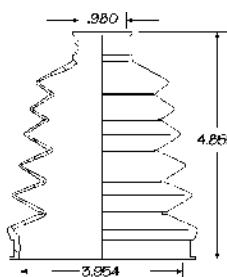
Neoprene **86-2343** Round
(86469)



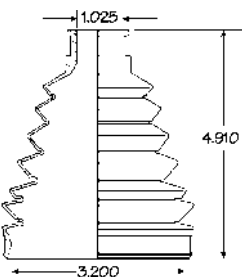
Neoprene **86-2346** Trilobal (9)
(86472)



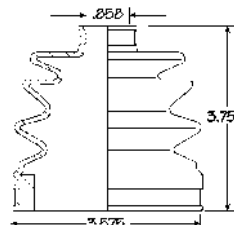
Neoprene **86-2348** Round



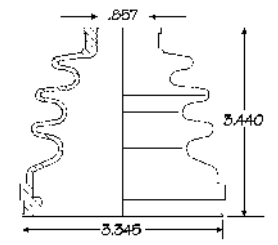
Neoprene **86-2352** Round



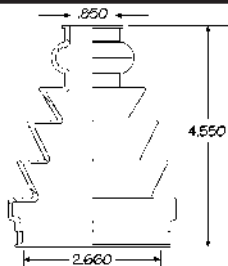
Neoprene **86-2353** Round



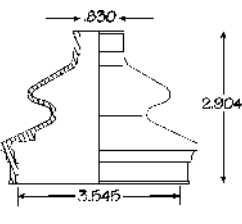
Neoprene **86-2354** Trilobal (8)



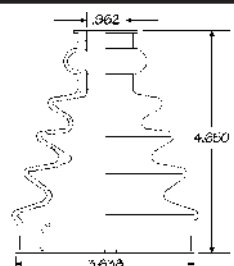
Neoprene **86-2358** Trilobal (6)



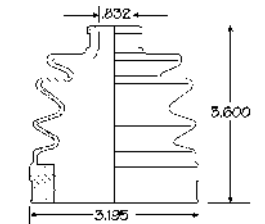
Neoprene **86-2359** Round



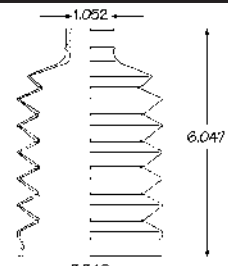
Neoprene **86-2362** Round



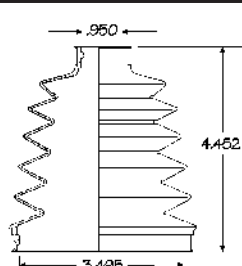
Neoprene **86-2365** Trilobal (9)



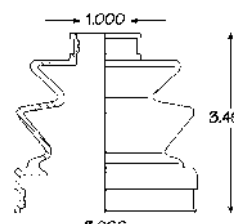
Neoprene **86-2366** Trilobal (6)



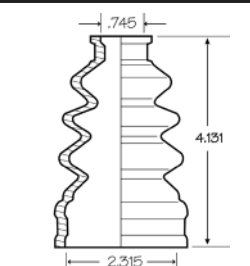
Neoprene **86-2367** Round



Neoprene **86-2368** Round

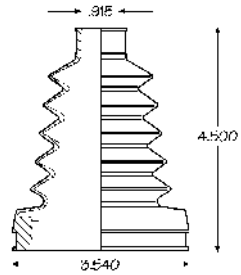


Neoprene **86-2370** Round

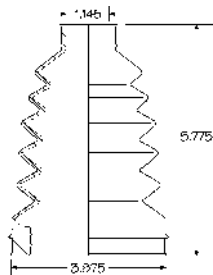


Neoprene **86-2371** Round

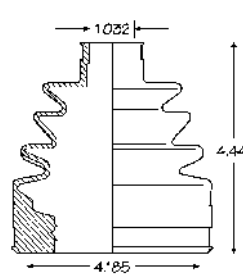
C.V. BOOT ILLUSTRATIONS



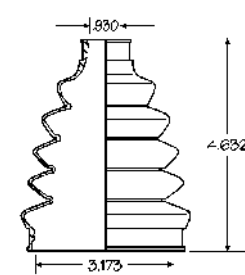
Neoprene **86-2372** Trilobal (8)



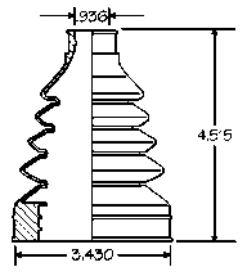
Neoprene **86-2373** Trilobal (7)



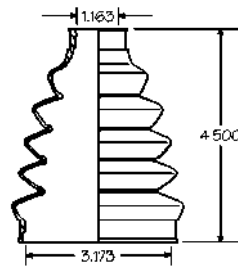
Neoprene **86-2374** Trilobal (1)



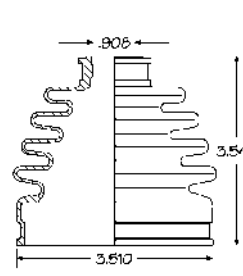
Neoprene **86-2375** Round



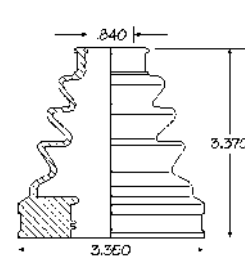
Neoprene **86-2376** Trilobal (6)



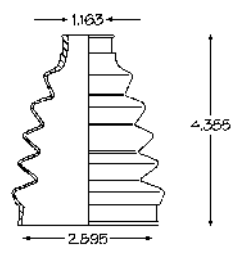
Neoprene **86-2377** Round



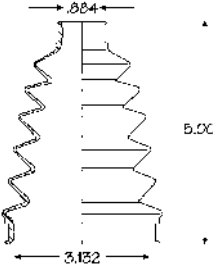
Neoprene **86-2381** Round



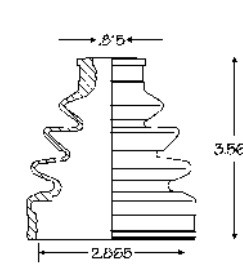
Neoprene **86-2382** Trilobal (3)



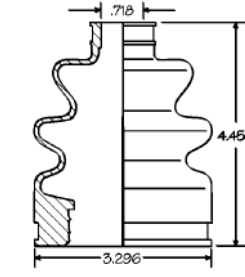
Neoprene **86-2383** Round



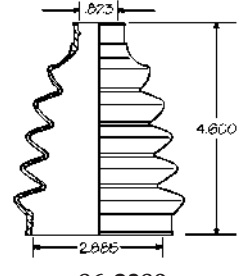
Neoprene **86-2385** Round



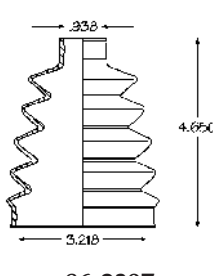
Neoprene **86-2386** Round



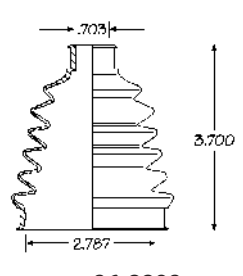
Neoprene **86-2388** Trilobal (3)



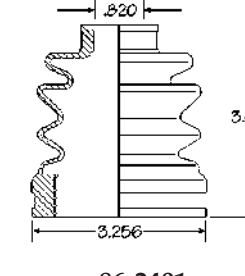
Neoprene **86-2389** Round



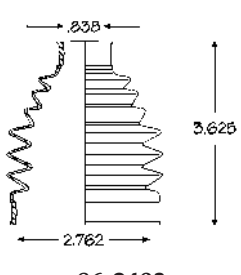
Neoprene **86-2397** Round



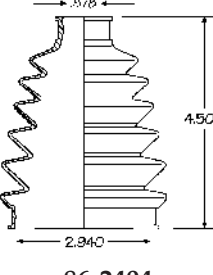
Neoprene **86-2398** Round



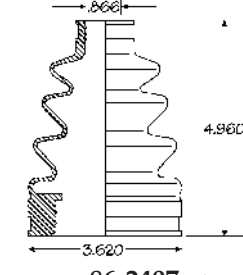
Neoprene **86-2401** Trilobal (3)



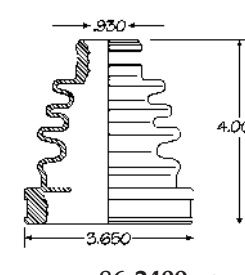
Neoprene **86-2403** Round



Neoprene **86-2404** Round



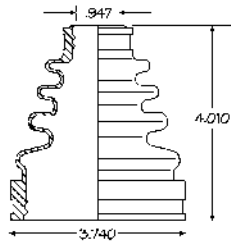
Neoprene **86-2407** Trilobal (3)



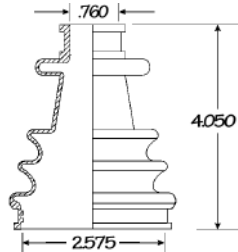
Neoprene **86-2409** Trilobal (9)



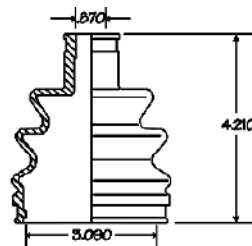
C.V. BOOT ILLUSTRATIONS



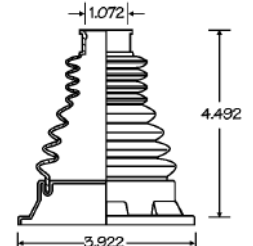
Neoprene **86-2410** Trilobal (10)



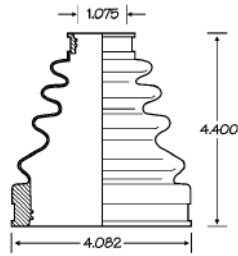
Neoprene **86-2411** Round
(86-2411)



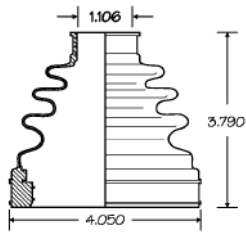
Neoprene **86-2412** Round
(86-2412)



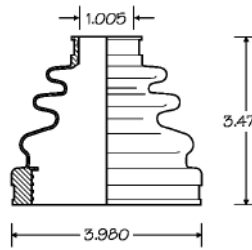
Neoprene **86-2413** Round
(Metal Base)



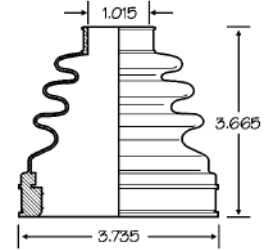
Neoprene **86-2417** Trilobal (10)



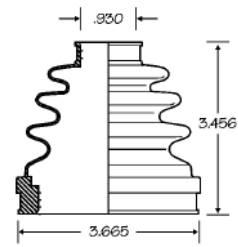
Neoprene **86-2418** Trilobal (9)



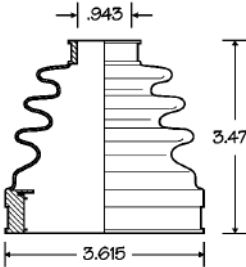
Neoprene **86-2420** Trilobal (9)



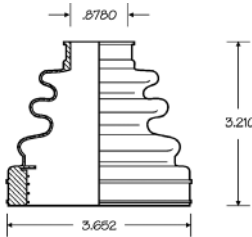
Neoprene **86-2421** Trilobal (9)



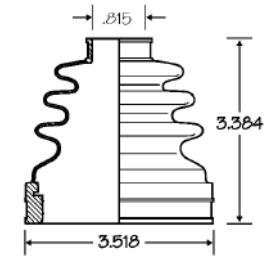
Neoprene **86-2422** Trilobal (9)



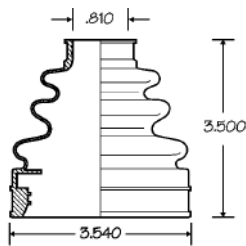
Neoprene **86-2424** Trilobal (9)



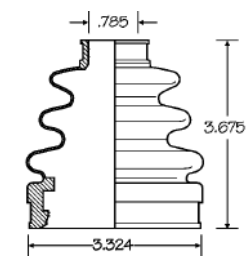
Neoprene **86-2425** Trilobal (9)



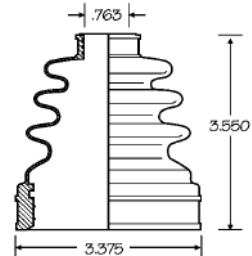
Neoprene **86-2426** Trilobal (9)



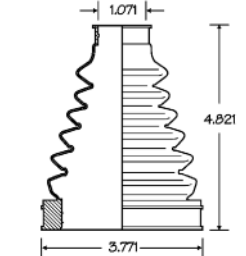
Neoprene **86-2427** Trilobal (10)



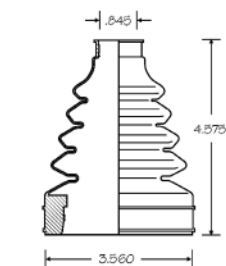
Neoprene **86-2428** Trilobal (10)



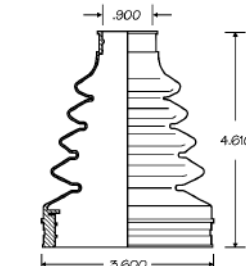
Neoprene **86-2429** Trilobal (9)



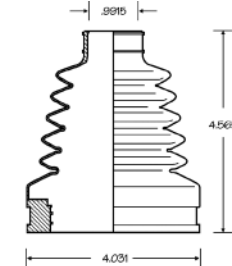
Neoprene **86-2430** Trilobal (9)



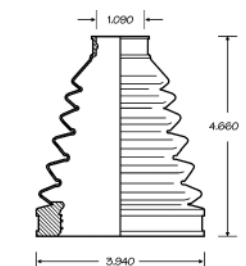
Neoprene **86-2431** Trilobal (10)



Neoprene **86-2432** Trilobal (9)



Neoprene **86-2434** Trilobal (7)



Neoprene **86-2435** Trilobal (8)

C.V. BOOT ILLUSTRATIONS



<p>Neoprene 86-2437 Trilobal (8)</p>	<p>Neoprene 86-2438 Trilobal (8)</p>	<p>Neoprene 86-2439 Trilobal (8)</p>	<p>Neoprene 86-2441 Trilobal (3)</p>
<p>Neoprene 86-2442 Trilobal (8)</p>	<p>Neoprene 86-2443 Trilobal (7)</p>	<p>Neoprene 86-2444 Trilobal (6)</p>	<p>Neoprene 86-2445 Trilobal (3)</p>
<p>Neoprene 86-2446 Trilobal (2)</p>	<p>Neoprene 86-2447 Trilobal (8)</p>	<p>Neoprene 86-2448 Trilobal (6)</p>	<p>Neoprene 86-2450 Trilobal (8)</p>
<p>Neoprene 86-2451 Trilobal (8)</p>	<p>Neoprene 86-2452 Round</p>	<p>Neoprene 86-2453 Round</p>	<p>Neoprene 86-2454 Round</p>
<p>Neoprene 86-2455 Round</p>	<p>Neoprene 86-2456 Round</p>	<p>Neoprene 86-2459 Trilobal (7)</p>	<p>Neoprene 86-2461 Round</p>



C.V. BOOT ILLUSTRATIONS



Neoprene **86-2464** Trilobal (8)



Neoprene **86-2465** Trilobal (8)



Neoprene **86-2466** Trilobal (8)



Neoprene **86-2467** Trilobal (3)



Neoprene **86-2468** Trilobal (8)



Neoprene **86-2469** Trilobal (6)



Neoprene **86-2470** Trilobal (9)



Neoprene **86-2471** Round



Neoprene **86-2472** Trilobal (9)



Neoprene **86-2473** Trilobal (8)



Neoprene **86-2474** Trilobal (8)



Neoprene **86-2475** Trilobal (8)



Neoprene **86-2476** Trilobal (8)



Neoprene **86-2477** Trilobal (8)



Neoprene **86-2478** Trilobal (8)



Neoprene **86-2479** Trilobal (9)



Neoprene **86-2481** Trilobal (6)



Neoprene **86-2482** Trilobal (8)



Neoprene **86-2483** Trilobal (8)



Neoprene **86-2484** Trilobal (8)

C.V. BOOT ILLUSTRATIONS



Neoprene **86-2485** Trilobal (9)



Neoprene **86-2486** Trilobal (9)



Neoprene **86-2487** Trilobal (10)



Neoprene **86-2488** Trilobal (9)



Neoprene **86-2489** Trilobal (6)



Neoprene **86-2490** Trilobal (9)



Neoprene **86-2492** Trilobal (8)



Neoprene **86-2493** Trilobal (8)



Neoprene **86-2494** Trilobal (8)



Neoprene **86-2495** Trilobal (3)



Neoprene **86-2496** Trilobal (8)



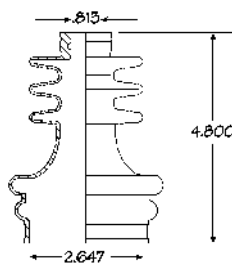
Neoprene **86-2497** Trilobal (8)



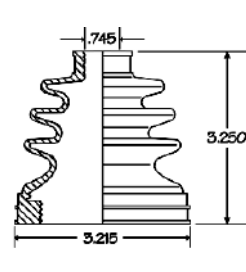
Neoprene **86-2498** Trilobal (6)



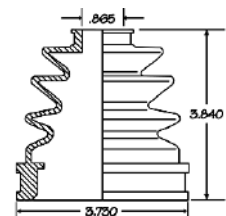
Neoprene **86-2499** Trilobal (9)



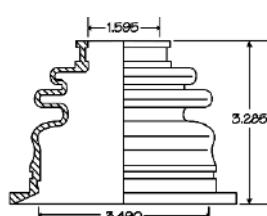
Neoprene **86-2500** Round
(66382)



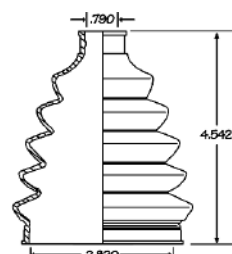
Neoprene **86-2501** Trilobal (6)



Neoprene **86-2502** Trilobal (6)



Neoprene **86-2503** Round



Neoprene **86-2504** Round



Neoprene **86-2505** Trilobal (8)



C.V. BOOT ILLUSTRATIONS



Neoprene **86-2506** Trilobal (3)



Neoprene **86-2507** Trilobal (8)



Neoprene **86-2508** Trilobal (9)



Neoprene **86-2509** Trilobal (9)



Neoprene **86-2510** Trilobal (8)



Neoprene **86-2511** Round



Neoprene **86-2512** Round



Neoprene **86-2513** Trilobal (9)



Neoprene **86-2518** Trilobal (6)



Neoprene **86-2519** Trilobal (6)



Neoprene **86-2520** Trilobal (6)



Neoprene **86-2521** Round



Neoprene **86-2522** Round



Neoprene **86-2523** Trilobal (10)



Neoprene **86-2524** Trilobal (3)



Neoprene **86-2525** Trilobal (3)



Neoprene **86-2526** Trilobal (8)



Neoprene **86-2527** Trilobal (3)



Neoprene **86-2528** Trilobal (8)



Neoprene **86-2529** Trilobal (8)

C.V. BOOT ILLUSTRATIONS



Neoprene **86-2530** Trilobal (8)



Neoprene **86-2531** Trilobal (8)



Neoprene **86-2532** Trilobal (8)



Neoprene **86-2533** Trilobal (3)



Neoprene **86-2534** Trilobal (8)



Neoprene **86-2535** Trilobal (3)



Neoprene **86-2536** Trilobal (8)



Neoprene **86-2537** Round



Neoprene **86-2538** Trilobal (3)



Neoprene **86-2539** Round



Neoprene **86-2540** Trilobal (3)



Neoprene **86-2541** Trilobal (8)



Neoprene **86-2542** Trilobal (8)



Neoprene **86-2543** Trilobal (3)



Neoprene **86-2544** Trilobal (9)



Neoprene **86-2545** Round



Neoprene **86-2546** Trilobal (9)



Neoprene **86-2547** Round



Neoprene **86-2548** Trilobal (3)




Neoprene **86-2549** Trilobal (6)



C.V. BOOT ILLUSTRATIONS



Neoprene **86-2550** Trilobal (8)



Neoprene **86-2551** Trilobal (8)



Neoprene **86-2552** Trilobal (8)



Neoprene **86-2553** Trilobal (9)



Neoprene **86-2554** Trilobal (3)



Neoprene **86-2555** Trilobal (9)



Neoprene **86-2556** Round




Neoprene **86-2557** Trilobal (8)



Neoprene **86-2558** Round



Neoprene **86-2559** Trilobal (9)



Neoprene **86-2560** Trilobal (3)



Neoprene **86-2561** Trilobal (8)



Neoprene **86-2562** Round




Neoprene **86-2563** Round




Neoprene **86-2564** Round



Neoprene **86-2565** Trilobal (8)



Neoprene **86-2566** Trilobal (8)



Neoprene **86-2567** Trilobal (8)























Neoprene **86-2569** Trilobal (8)



Neoprene **86-2570** Trilobal (8)

C.V. BOOT ILLUSTRATIONS



 <p>Neoprene 86-2571 Trilobal (7)</p>	 <p>Neoprene 86-2572 Trilobal (8)</p>	 <p>Neoprene 86-2573 Trilobal (6)</p>	 <p>Neoprene 86-2574 Trilobal (3)</p>
 <p>Neoprene 86-2575 Trilobal (3)</p>	 <p>Neoprene 86-2576 Trilobal (3)</p>	 <p>Neoprene 86-2579 Trilobal (3)</p>	 <p>Neoprene 86-2580 Trilobal (3)</p>
 <p>Neoprene 86-2581 Round</p>	 <p>Neoprene 86-2583 Trilobal (3)</p>	 <p>Neoprene 86-2584 Trilobal (3)</p>	 <p>Neoprene 86-2589 Round</p>
 <p>Neoprene 86-2590 Round (Metal Base)</p>	 <p>Neoprene 86-2591 Round</p>	 <p>Neoprene 86-2592 Trilobal (3)</p>	 <p>Neoprene 86-2593 Trilobal (3)</p>
 <p>Neoprene 86-2594 Round</p>	 <p>Neoprene 86-2595 Round</p>	 <p>Neoprene 86-2596 Round</p>	 <p>Neoprene 86-2597 Trilobal (3)</p>



C.V. BOOT ILLUSTRATIONS

<p>Neoprene 86-2598 Round</p>	<p>Neoprene 86-2599 Round</p>	<p>Neoprene 86-2600 Trilobal (3)</p>	<p>Neoprene 86-2601 Trilobal (3)</p>
--------------------------------------	--------------------------------------	---	---



TRILOBAL PATTERNS

<p>Trilobal Pattern #1</p>	<p>Trilobal Pattern #2</p>	<p>Trilobal Pattern #3</p>	<p>Trilobal Pattern #4</p>
<p>Trilobal Pattern #5</p>	<p>Trilobal Pattern #6</p>	<p>Trilobal Pattern #7</p>	<p>Trilobal Pattern #8</p>
<p>Trilobal Pattern #9</p>	<p>Trilobal Pattern #10</p>	<p>Plastic OE 2 Piece Boot EMPI 1 Piece Neoprene Replacement</p>	

C.V. BOOT MOLD NUMBERS



Mold number can be found on the bottom of every EMPI C.V. Boot. On some C.V. Boots the mold number is different than the part number. In those cases, please refer to this list for proper identification.

MOLD #	EMPI #	MOLD #	EMPI #	MOLD #	EMPI #	MOLD #	EMPI #	MOLD #	EMPI #
86000.....	86-2119	86064.....	86-2106	86131.....	86-1100	86351.....	86-2181	86417.....	86-2279
86001.....	86-2123	86066.....	86-1031	86131.....	86-2257	86352.....	86-2175	86418.....	86-2281
86002.....	86-1174	86067.....	86-1182	86132.....	86-1127	86354.....	86-2177	86419.....	86-2282
86003.....	86-1123	86069.....	86-1103	86133.....	86-2132	86355.....	86-2178	86420.....	86-2283
86004.....	86-1050	86070.....	86-1196	86134.....	86-1135	86356.....	86-2174	86421.....	86-2260
86005.....	86-1018	86071.....	86-1106	86135.....	86-1147	86357.....	86-1098	86422.....	86-2284
86006.....	86-1032	86073.....	86-1157	86141.....	86-1152	86357.....	86-2298	86423.....	86-2286
86007.....	86-1008	86074.....	86-2128	86142.....	86-2101	86358.....	86-1011	86426.....	86-2289
86008.....	86-1056	86075.....	86-1186	86143.....	86-2133	86360.....	86-2202	86427.....	86-2290
86009.....	86-1052	86076.....	86-1187	86144.....	86-2242	86361.....	86-2200	86431.....	86-2306
86010.....	86-1080	86077.....	86-1193	86145.....	86-1094	86362.....	86-2199	86432.....	86-2307
86012.....	86-1065	86077.....	86-2208	86146.....	86-1139	86363.....	86-2137	86433.....	86-2308
86013.....	86-1051	86078.....	86-1194	86148.....	86-1072	86364.....	86-2198	86434.....	86-2310
86014.....	86-1009	86079.....	86-1092	86149.....	86-1132	86365.....	86-2204	86435.....	86-2311
86015.....	86-1066	86080.....	86-1036	86300.....	86-2165	86366.....	86-2207	86437.....	86-2313
86016.....	86-1010	86082.....	86-1048	86301.....	86-2166	86369.....	86-2215	86438.....	86-2314
86017.....	86-1067	86083.....	86-1014	86302.....	86-2167	86369.....	86-2216	86439.....	86-2315
86019.....	86-2107	86084.....	86-1170	86303.....	86-2168	86370.....	86-2231	86440.....	86-2318
86020.....	86-1084	86085.....	86-1003	86304.....	86-2169	86371.....	86-2217	86441.....	86-2319
86021.....	86-1108	86086.....	86-1181	86305.....	86-2170	86371.....	86-2218	86442.....	86-2320
86022.....	86-1085	86087.....	86-1145	86306.....	86-2142	86372.....	86-2219	86443.....	86-2321
86023.....	86-1185	86088.....	86-1134	86307.....	86-2141	86373.....	86-2221	86444.....	86-2322
86024.....	86-1101	86089.....	86-1136	86309.....	86-2171	86374.....	86-2232	86445.....	86-2323
86025.....	86-1086	86091.....	86-1034	86310.....	86-2172	86375.....	86-2224	86447.....	86-2324
86026.....	86-1029	86092.....	86-1155	86311.....	86-2185	86378.....	86-2226	86448.....	86-2325
86027.....	86-1030	86093.....	86-1076	86312.....	86-2103	86379.....	86-2227	86449.....	86-2326
86028.....	86-1137	86096.....	86-1183	86314.....	86-2180	86379.....	86-2294	86450.....	86-2327
86029.....	86-1047	86097.....	86-2108	86315.....	86-2149	86380.....	86-2228	86453.....	86-2316
86030.....	86-1049	86097.....	86-2110	86316.....	86-2196	86381.....	86-2230	86454.....	86-2317
86033.....	86-1016	86098.....	86-2124	86318.....	86-2300	86382.....	86-2500	86455.....	86-2329
86034.....	86-1015	86099.....	86-2127	86319.....	86-2145	86383.....	86-2238	86456.....	86-2330
86035.....	86-1022	86100.....	86-2121	86320.....	86-2144	86384.....	86-2229	86457.....	86-2331
86036.....	86-1129	86101.....	86-2131	86323.....	86-2148	86385.....	86-2233	86458.....	86-2334
86037.....	86-1125	86102.....	86-1140	86324.....	86-2153	86386.....	86-2237	86460.....	86-2332
86038.....	86-1122	86104.....	86-1113	86325.....	86-2154	86387.....	86-2235	86462.....	86-2336
86039.....	86-1064	86105.....	86-1175	86326.....	86-2187	86388.....	86-2236	86463.....	86-2337
86040.....	86-1068	86106.....	86-1012	86327.....	86-2188	86389.....	86-2234	86464.....	86-2338
86041.....	86-1042	86107.....	86-1021	86329.....	86-2150	86390.....	86-2240	86465.....	86-2295
86042.....	86-1028	86108.....	86-1057	86331.....	86-2161	86391.....	86-2205	86466.....	86-2340
86043.....	86-1027	86109.....	86-1063	86332.....	86-2160	86393.....	86-2255	86467.....	86-2341
86044.....	86-1188	86110.....	86-1070	86333.....	86-2158	86395.....	86-2252	86468.....	86-2342
86045.....	86-1107	86111.....	86-1073	86334.....	86-2157	86396.....	86-2251	86469.....	86-2343
86047.....	86-1037	86112.....	86-1075	86335.....	86-2159	86397.....	86-2241	86472.....	86-2346
86048.....	86-1074	86113.....	86-1096	86336.....	86-2156	86400.....	86-2245		
86050.....	86-1033	86115.....	86-1159	86337.....	86-2152	86401.....	86-2243		
86051.....	86-1173	86118.....	86-1184	86338.....	86-2151	86402.....	86-2254		
86053.....	86-1171	86120.....	86-2109	86339A.....	86-2285	86403.....	86-2256		
86055.....	86-1059	86120.....	86-2111	86341.....	86-2138	86405.....	86-2263		
86056.....	86-1156	86121.....	86-2114	86343.....	86-2194	86406.....	86-2265		
86057.....	86-1124	86122.....	86-1069	86344.....	86-2193	86407.....	86-2266		
86058.....	86-1038	86123.....	86-1061	86345.....	86-2192	86408.....	86-2268		
86059.....	86-1115	86124.....	86-1055	86345.....	86-2258	86409.....	86-2270		
86059S.....	86-2415	86126.....	86-1151	86346.....	86-2191	86410.....	86-2271		
86060.....	86-1197	86127.....	86-1176	86347.....	86-2190	86412.....	86-2273		
86061.....	86-1053	86128.....	86-2129	86348.....	86-2182	86414.....	86-2276		
86062.....	86-1060	86129.....	86-1079	86349.....	86-2164	86415.....	86-2277		
86063.....	86-1081	86130.....	86-1138	86350.....	86-2163	86416.....	86-2278		



STAINLESS STEEL CLAMPS

Adjustable S/S Universal Clamps - 7mm Wide

<p>Small</p> <p>Large</p>	86-5835 Universal Clamp Kit, Pair, 1-7" and 1-14.5" Clamp, Skinpacked)
	86-5831 Universal Stainless Steel Clamp, Small, 7mm Wide, 7" Long (100 pcs. in Poly Bag)
	86-5833 Universal Stainless Steel Clamp, Small, 7mm Wide, 7" Long (10 pcs. in Poly Bag)
	86-5832 Universal Stainless Steel Clamp, Large, 7mm Wide, 14.5" Long (100 pcs. in Poly Bag)
	86-5834 Universal Stainless Steel Clamp, Large, 7mm Wide, 14.5" Long (10 pcs. in Poly Bag)
	86-5837 Universal Stainless Steel Clamp, Extra Large, 7mm Wide, 16.5" Long (100 pcs. in Poly Bag)
86-5838 Universal Stainless Steel Clamp, Extra Large, 7mm Wide, 16.5" Long (10 pcs. in Poly Bag)	
Uses standard crimp pliers. Clamps are shipped wrapped (Round).	

STAINLESS ADJUSTABLE EAR CLAMPS

These Adjustable Stainless Steel Clamps are a great asset to Axle Rebuilders as many fewer part numbers have to be carried to cover all axle variations than with the Stepless Clamps.

Clamps are sold in Bags of 10 Clamps or 100 Clamps. (See Listing Below)

Example:
 86-6270-0 (1) bag of 10 pieces.
 86-6170-0 (1) bag of 100 pieces.

Uses standard crimp pliers. Clamps are shipped wrapped (Round).

7mm Wide S/S Clamps

EMPI Part # (10 Pack)	EMPI Part # (100 Pack)	Range (mm) Closed-Open	Range (inches) Closed-Open
86-6270-0	86-6170-0	23.7-30.0	0.933-1.181
86-6281-0	86-6171-0	28.7-35.0	1.130-1.378
86-6272-0	86-6172-0	33.7-40.0	1.327-1.575
86-5273-0	86-5173-0	38.7-45.0	1.524-1.772
86-5274-0	86-5174-0	43.7-50.0	1.720-1.969
86-6275-0	86-6175-0	48.1-56.0	1.894-2.205
86-6276-0	86-6176-0	54.1-62.0	2.130-2.441
86-6277-0	86-6177-0	60.1-68.0	2.366-2.677
86-6278-0	86-6178-0	66.1-74.0	2.602-2.913
86-6279-0	86-6179-0	72.1-80.0	2.838-3.150
86-6280-0	86-6180-0	78.1-86.0	3.075-3.386
86-6281-0	86-6181-0	84.1-92.0	3.331-3.622
86-6282-0	86-6182-0	90.1-98.0	3.547-3.858
86-6283-0	86-6183-0	96.1-104.0	3.783-4.094
86-6284-0	86-6184-0	102.1-110.0	4.020-4.331

9mm Wide S/S Clamps

EMPI Part # (10 Pack)	EMPI Part # (100 Pack)	Range (mm) Closed-Open	Range (inches) Closed-Open
86-5291-0	86-5191-0	94.1-102.0	3.705-4.016
86-5294-0	86-5194-0	112.1-120.0	4.413-4.724
86-5295-0	86-5195-0	118.1-126.0	4.650-4.961

S/S CLAMPS, TOOLS & GREASE



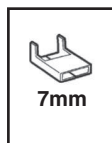

EMPI S/S Universal Clamps - 7mm Wide



EMPI's Stainless Steel Universal Clamps are 7mm wide and are supplied in lengths of 365mm and 750mm, which will fit all C.V. Boots currently in use. These are the same type of clamp as used in all EMPI C.V. Joint Kits. Easy installation. **No special tools required. Use common pliers to pull tight and close Buckle. Clamps are shipped wrapped (Round).**

86-5795	Universal Clamp Kit, Pair (1-365mm and 1-750mm Clamp, Skinpacked)
86-5365	Universal Clamp 7mm Wide, 365mm Long (100 pcs. in Poly Bag)
86-5366	Universal Clamp 7mm Wide, 365mm Long (10 pcs. in Poly Bag)
86-5750	Universal Clamp 7mm Wide, 750mm Long (100 pcs. in Poly Bag)
86-5751	Universal Clamp 7mm Wide, 750mm Long (10 pcs. in Poly Bag)

EMPI Band and Buckle Clamps - 7mm Wide



EMPI's Stainless Steel Band Clamps with retaining buckles are 7mm wide and are supplied in lengths of 10", 19" and 34" for 7mm width. **Installation tool 86-5792 is required. Clamps are shipped flat.**

86-5780	Band Clamp 7mm Wide, 10" Long (100 pcs. in Poly Bag)
86-5781	Band Clamp 7mm Wide, 19" Long (100 pcs. in Poly Bag)
86-5794	Band Clamp 7mm Wide, 34" Long (100 pcs. in Poly Bag)
86-5793	7mm Buckles for 86-5780, 86-5781, 86-5794, 86-5798 (100 pcs. in Poly Bag)

Deluxe Installation Tool with Cutter



86-5792	Deluxe Tool with Ratchet and Cutter Used with the following Clamps: 86-5780, 86-5781, 86-5794
----------------	---

Moly Grease (Package)




86-3000-0	Moly Grease for C.V. Joints 4 oz. packet (Printed Trilingual)
86-3005-0	Moly Grease for C.V. Joints 3 oz. packet (Printed Trilingual)



GREASE & RETAINING RINGS

Moly Grease (Bulk)



86-3039-0* 375 lb. Plastic Lined Drum of Grease
86-3027-0 35 lb. Drum of Grease

***Shipped via Truck Only**

Bolt / Socket



87-7701-0 M8 X 1 15/16" (12 Point Internal Head)
 German Cross Groove Joints (Sold Each, Bulk)

G.M. Boot Retaining Ring (Small)



86-2000-0 Small G.M. Boot Retaining Ring for "X", "J" Body etc.

G.M. Boot Retaining Ring (Large)



86-2001-0 Large G.M. Boot Retaining Ring for "E", "K" Body etc.

Chrysler Tripod Retaining Rings



86-2002-0 Chrysler Tripod Retaining Ring, Citroen Axle Only
 (Not Pre-Rolled or Split Ring)

C.V. BOOT BUYERS GUIDE



PART #	APPLICATION	POSITION
86-1003	Eagle, Mitsubishi, Nissan, Plymouth	Inner/Outer
86-1008	Nissan	Outer
86-1009	Nissan	Inner
86-1010	Nissan	Outer
86-1011 (T)	Datsun, Infiniti, Nissan	Inner/Outer
86-1014	Dodge, Mitsubishi, Nissan	Outer
86-1016	Chevrolet, Dodge, Geo, Isuzu, Kia, Mazda, Mercury, Mitsubishi, Nissan, Plymouth	Inner/Outer
86-1018	Dodge, Mazda, Mitsubishi	Outer
86-1021 (T)	Ford, Infiniti, Mazda, Mitsubishi, Nissan	Inner
86-1022	Ford, Hyundai, Mazda, Mitsubishi, Nissan	Outer
86-1027	Datsun, Honda, Subaru	Inner/Outer
86-1028	Acura, Chrysler, Datsun, Dodge, Eagle, Honda, Mazda, Mitsubishi, Plymouth, Subaru	Inner/Outer
86-1029	Honda, Hyundai	Inner
86-1030	Honda	Outer
86-1031	Honda	Left/Inner
86-1032	Honda, Polaris ATV	Left/Outer
86-1033	Dodge, Honda ATV, Hyundai, Mitsubishi, Plymouth	Outer
86-1034	Dodge, Mitsubishi, Plymouth	Inner
86-1036	Dodge, Eagle, Mitsubishi, Plymouth	Inner
86-1038	Acura, Chevrolet, Dodge, Eagle, Geo, Honda ATV, Hyundai, Isuzu, Mazda, Mitsubishi, Nissan, Plymouth, Subaru, Suzuki	Inner
86-1042	Chevrolet, Dodge, Geo, Isuzu, Kia, Mazda, Mercury, Mitsubishi, Nissan, Plymouth	Inner/Outer
86-1047	Chevrolet, Geo, Isuzu	Outer
86-1048	Chevrolet, Isuzu, Nissan	Inner
86-1049	Saab	Inner
86-1051	Ford (Domestic & International), Mercury, Polaris ATV	Inner
86-1052	Chrysler, Dodge, Ford (Domestic & Int'l), G.M. (Int'l), Mercury, Plymouth, Polaris ATV	Outer
86-1053	Buick, Cadillac, Chevrolet, Oldsmobile, Pontiac	Inner
86-1056 (T)	Buick, Cadillac, Chevrolet, Geo, Oldsmobile, Pontiac	Inner
86-1058	Buick, Chevrolet, Oldsmobile, Pontiac	Left/Inner
86-1059	Buick, Cadillac, Chevrolet, Oldsmobile, Pontiac	Outer
86-1060 (T)	Buick, Cadillac, Chevrolet, Isuzu, Oldsmobile, Pontiac	Inner
86-1064	Cadillac, Oldsmobile	Outer
86-1065 (MR)	Buick, Cadillac, Chevrolet, GMC, Oldsmobile	Inner
86-1067 (MR)	Buick, Cadillac, Chevrolet, Oldsmobile, Pontiac	Inner
86-1068 (MR)	Buick, Cadillac, Chevrolet, Oldsmobile, Pontiac	Outer
86-1070	Chrysler (Domestic & International), Dodge, G.M. (International), Plymouth	Inner
86-1072	Chrysler (Domestic & International), Dodge, Plymouth	Inner
86-1073	Chrysler, Dodge, Plymouth	Left/Inner
86-1074	AMC, Chrysler, Dodge, Plymouth	Outer
86-1075	Chrysler, Dodge, Plymouth	Right/Inner
86-1076	Chrysler, Dodge, Ford, G.M. (Int'l), Mercury, Nissan (Int'l), Plymouth, Renault, Toyota	Inner
86-1079 (MR)	Chrysler, Dodge, Plymouth	Inner
86-1080	Chrysler, Dodge, Plymouth	Outer
86-1081 (MR)	Chrysler, Dodge, Plymouth	Right/Inner
86-1082 (T)	Dodge, Plymouth	Left/Inner
86-1084 (M)	Audi, Ford (Domestic & International), Volkswagen (Domestic & International)	Inner/Outer
86-1085 (N)	Audi, Opel (Int'l), Pontiac, Volkswagen (Domestic & International)	Outer
86-1086 (M)	Audi, Mercury, Porsche, Volkswagen (Domestic & International)	Inner/Outer
86-1091	Porsche, Volkswagen (Domestic & Int'l, Swing Axle)	Inner
86-1093	Porsche	Inner/Outer
86-1094 (M)	Porsche	Inner/Outer
86-1096	Subaru	Outer
86-1098	Subaru	Inner
86-1100	Alfa Romeo, Audi, Volkswagen	Inner
86-1101 (N)	Audi, Eagle, Porsche, Volkswagen (Domestic & International)	Outer
86-1103 (N)	Alfa Romeo, Audi, Saab, Volvo	Outer
86-1106	Renault	Inner
86-1107	Renault	Right/Inner
86-1108	Renault	Outer
86-1110	Eagle, Renault	Inner
86-1113 (SM)	Renault	Left/Inner



C.V. BOOT BUYERS GUIDE

PART #	APPLICATION	POSITION
86-1115	Acura, Chrysler, Dodge, Hyundai, Kia, Mazda, Mits., Plymouth, Subaru, Suzuki, Toyota	Inner/Outer
86-1122	Toyota	Inner
86-1123	Toyota	Outer
86-1124 (T)	Chevrolet, Toyota	Inner
86-1125	Chevrolet, Geo, Toyota	Outer
86-1129	Chevrolet, Toyota	Outer
86-1132	Honda	Left/Inner
86-1134	Daihatsu, Geo, Honda, Isuzu, Subaru, Suzuki	Inner/Outer
86-1135	Honda	Outer
86-1137	Honda	Left/Outer
86-1138	Honda	Left/Inner
86-1139	Chevrolet, Daihatsu, Geo, Honda, Mazda, Scion, Subaru, Suzuki, Toyota	Inner/Outer
86-1140	Daewoo, Eagle, Ford, Honda, Hyundai, Mazda, Mitsubishi, Plymouth	Inner
86-1144	Honda	Left/Inner
86-1146	Fiat	Inner/Outer
86-1147 (W)	Fiat, Yugo	Inner
86-1149	Fiat, Yugo	Outer
86-1151	AMC	Outer
86-1152 (T)	AMC, Dodge	Inner
86-1153 (T)	AMC	Inner
86-1155	Jeep	Outer
86-1156	Chev., Dodge, Eagle, Geo, Hyundai, Isuzu, Lexus, Mits., Plymouth, Subaru, Suzuki, Toyota	Inner/Outer
86-1157	Subaru	Outer
86-1159	Subaru	Inner
86-1164	Datsun	Inner
86-1170	Chrysler, Datsun, Dodge, Infiniti, Mitsubishi, Nissan, Plymouth	Inner/Outer
86-1171	Nissan (Domestic & International)	Left/Inner
86-1173	Infiniti, Nissan	Inner
86-1174	Nissan (Domestic & International)	Outer
86-1175	Nissan	Inner
86-1176	Nissan	Outer
86-1177	Pontiac	Outer
86-1178 (MR)	Pontiac	Outer
86-1181	Acura, Honda, Infiniti	Outer
86-1182	Honda	Left/Outer
86-1183	Honda	Left/Inner
86-1184 (M)	Audi, Volkswagen	Inner
86-1185 (M)	Volkswagen (Domestic & International)	Right/Inner
86-1186 (N)	Audi, Chrysler (Int'l), Ford (Int'l), G.M. (Int'l), Renault (Int'l), Saab	Outer
86-1187 (T)	Chevrolet, Daihatsu, Geo, Suzuki	Inner
86-1188	Artic Cat ATV, Carter Brothers ATV, Chevrolet, Chrysler (Int'l), Geo, Honda ATV, Kawasaki ATV, Yamaha ATV, Subaru, Suzuki	Inner/Outer
86-1193	Chevrolet, Chrysler, Dodge, Geo, Nissan (Int'l), Plymouth, Pontiac, Renault (Int'l), Toyota	Inner
86-1194	Chevrolet, Geo, Pontiac, Toyota	Outer
86-1196 (T)	Scion, Toyota	Inner
86-1197	Daihatsu, Nissan (Int'l), Toyota	Outer
86-2103	Toyota	Inner
86-2106	Chevrolet, Daewoo, Ford, Pontiac	Inner
86-2107	Dodge (Int'l), Ford, (Dom. & Int'l), G.M. (Int'l), Lincoln, Mercury (Dom. & Int'l), Toyota (Dom. & Int'l), VW (Int'l)	Inner/Outer
86-2108	Chrysler (Int'l), Ford (Domestic & International), G.M. (Int'l), Lincoln, Mercury, Toyota	Inner
86-2111 (T)	Ford, Mercury	Inner
86-2119	Chevrolet, GMC, Oldsmobile (2 Convolution Version of 86-2342)	Inner
86-2121	Dodge (Int'l), Geo, Isuzu, Mazda, Pontiac, Subaru, Suzuki, Toyota	Inner/Outer
86-2123	(2 Convolution Version of 86-2205) (Not Listed in Application)	
86-2124	Acura, Honda, Isuzu, Mazda	Inner/Outer
86-2127	Acura, Chrysler, Datsun, Dodge, Infiniti, Mazda, Mitsubishi (Dom. & Int'l), Nissan (Dom. & Int'l), Plymouth	Inner/Outer
86-2128	Acura, Infiniti, Mitsubishi, Nissan	Inner
86-2129	Infiniti, Nissan (Domestic & International)	Outer
86-2131	Chevrolet, Daewoo, Dodge, Eagle, Geo, Hyundai, Isuzu, Mazda, Mercury, Mitsubishi, Plymouth, Subaru, Suzuki	Inner/Outer

C.V. BOOT BUYERS GUIDE



PART #	APPLICATION	POSITION
86-2132 (T)	Dodge, Eagle, Ford, Geo, Hyundai, Isuzu, Kia, Mazda, Mercury, Mitsubishi, Plymouth, Toyota	Inner
86-2133	Acura, Ford, Honda, Mazda, Mercury	Inner
86-2135	Ford, Mazda	Inner
86-2136 (T)	Ford, G.M. (International), Honda, Mazda, Mitsubishi (International)	Inner
86-2137 (M)	Audi, Volkswagen (Domestic & International)	Inner
86-2138	Subaru	Inner
86-2141	Infiniti, Nissan, Toyota	Inner/Outer
86-2144	Ford, Mazda, Suzuki	Outer
86-2145	Acura, Honda, Isuzu, Mazda	Inner/Outer
86-2148	Acura, Honda, Isuzu	Outer
86-2149	Dodge, Honda, Hyundai, Infiniti, Isuzu, Kia, Mazda, Mitsubishi, Nissan (Dom. & Int'l), Plymouth, Toyota	Outer
86-2150	Saab	Inner
86-2151	Chrysler, Dodge, Eagle, Plymouth, Polaris ATV	Inner
86-2152	Dodge, Eagle, Mitsubishi (Int'l), Nissan (Int'l)	Outer
86-2153	Dodge, Eagle, Kia, Mitsubishi, Plymouth	Inner/Outer
86-2154 (T)	Chrysler, Dodge, Eagle, Honda (Int'l), Hyundai, Kia, Mitsubishi, Plymouth	Inner
86-2156	Dodge, Jeep (Int'l), Mitsubishi (Int'l), Nissan (Int'l)	Inner/Outer
86-2157 (T)	Chrysler, Dodge, Eagle, Hyundai, Mitsubishi, Plymouth	Inner
86-2158	Eagle, Mitsubishi, Plymouth	Inner/Outer
86-2159	Acura, Daewoo, Eagle, Ford, Honda, Hyundai, Infiniti, Mazda, Mitsubishi, Nissan, Plymouth, Suzuki	Inner/Outer
86-2160	Dodge, Mitsubishi, Nissan	Inner/Outer
86-2161	Chrysler, Dodge, Hyundai, Infiniti, Lexus, Mitsubishi, Nissan	Inner/Outer
86-2163	Acura, Ford, Honda, Isuzu, Mazda	Inner
86-2164	Ford, Honda, Hyundai, Isuzu, Mazda	Outer
86-2166	Lexus, Toyota	Inner/Outer
86-2167	Lexus, Toyota	Outer
86-2168 (T)	Toyota	Inner
86-2169 (T)	Geo, Toyota	Inner
86-2171	Toyota	Outer
86-2172 (T)	Toyota	Inner
86-2174	Mitsubishi, Subaru	Inner/Outer
86-2175	Subaru	Outer
86-2177	Subaru	Inner
86-2178	Chrysler, Honda, Infiniti, Mitsubishi, Nissan, Subaru	Inner/Outer
86-2180	Eagle, Geo, Isuzu, Kia, Mazda, Mitsubishi, Plymouth	Outer
86-2181	Chevrolet, Ford, Geo, Honda, Mitsubishi, Subaru, Suzuki	Inner/Outer
86-2182	Ford, Suzuki	Outer
86-2185	Toyota	Outer
86-2187	Chrysler, Dodge, Plymouth	Inner
86-2188	Audi, Chrysler, Dodge, Plymouth, Saab, Sterling, Volvo, Volkswagen (Domestic & International)	Inner
86-2190	Isuzu	Inner
86-2191	Isuzu	Outer
86-2193	Geo, Isuzu, Subaru, Suzuki	Inner/Outer
86-2194 (T)	Dodge (Dom. & Int'l), Geo, G.M. (Int'l), Honda (Int'l), Hyundai, Isuzu, Lexus, Mazda, Mitsubishi, Nissan (Int'l), Plymouth, Toyota	Inner
86-2196	Hyundai, Subaru, Suzuki	Outer
86-2198 (T)	Buick, Cadillac, Oldsmobile (1st Design Square Roller)	Inner
86-2199	BMW	Inner/Outer
86-2200	Porsche, Volvo	Inner/Outer
86-2202 (T)	Dodge, G.M. (International), Hyundai, Kia, Mitsubishi	Inner
86-2204 (P)	Chevrolet, Ford, GMC, Jeep	Outer
86-2205	Buick, Cadillac, Chevrolet, Chrysler, Daewoo, Dodge, Eagle, Geo, Honda (Int'l), Mitsubishi, Oldsmobile, Plymouth, Pontiac, Toyota	Inner/Outer
86-2207	Chevrolet, Dodge, GMC, Hummer, Infiniti, Lexus, Toyota	Inner/Outer
86-2215 (T)	Chrysler, Dodge, Plymouth	Inner
86-2218 (ST)	Chrysler, Dodge, Plymouth	Right/Inner
86-2219	Acura, Volkswagen (International)	Outer
86-2221	Acura	Inner
86-2224	Audi	Outer
86-2226	Ford, Mazda, Toyota	Outer



C.V. BOOT BUYERS GUIDE

PART #	APPLICATION	POSITION
86-2227	Lexus, Pontiac, Saab, Toyota	Inner
86-2228	Lexus, Toyota	Outer
86-2230 (T)	Buick, Chevrolet, Olds., Pontiac (1st Design Flat Faced Roller)	Inner
86-2231	Ford, Hyundai, Mitsubishi, Nissan	Inner
86-2232	Audi, Volkswagen	Outer
86-2233	Acura, Honda	Inner/Outer
86-2234 (T)	Daihatsu, Ford, Nissan (International), Suzuki	Inner
86-2235	Mazda, Mitsubishi, Subaru, Suzuki	Inner/Outer
86-2236	Hyundai, Mazda	Inner/Outer
86-2237	Chrysler, Dodge, G.M. (Int'l), Plymouth	Outer
86-2238	Nissan (Domestic & International)	Outer
86-2240	Chevrolet, Chrysler, GMC (2 Convolution Version of 86-2326)	Inner/Outer
86-2241 (T)	Chevrolet, Chrysler (Domestic & International), Dodge, Ford, GMC, Mazda, Plymouth, Toyota	Inner
86-2243	Ford	Outer
86-2251	Mercedes Benz	Inner/Outer
86-2252	Mercedes Benz	Inner/Outer
86-2254	Chev., Ford, Kawasaki ATV, Mazda, Mercury, Pontiac, Saturn	Inner/Outer
86-2255	Chrysler (Domestic & International), Dodge, Eagle, Ford (Domestic & International), G.M. (Int'l), Mazda, Mercury, Mitsubishi, Plymouth, Saturn	Inner/Outer
86-2256 (T)	Chevrolet, Geo, Suzuki, Toyota	Inner
86-2257 (M)	Audi, Volkswagen (International)	Inner
86-2260	Honda, Isuzu, Nissan	Inner
86-2263	Chrysler (Domestic & International), Dodge, Plymouth (GKN)	Outer
86-2265 (T)	Chrysler, Dodge, Eagle, Plymouth	Inner
86-2266	Honda, Isuzu, Nissan	Inner
86-2268	Mercury, Nissan, Volkswagen	Outer
86-2270 (T)	Chrysler (International), Dodge, Plymouth	Inner
86-2271	Mercury, Nissan	Inner
86-2273	BMW	Outer
86-2276	Audi, Ford (International), Saab, Volvo	Outer
86-2277	Kia, Mazda, Toyota (Domestic & International)	Inner/Outer
86-2278 (T)	Toyota	Inner
86-2279	Toyota	Outer
86-2281	Audi, BMW, Volkswagen	Outer
86-2282 (T)	Chrysler, Dodge, Ford, Mazda, Mercury	Inner
86-2283 (T)	Ford, Mercury	Inner
86-2284	Artic Cat ATV, Honda ATV, Kawasaki ATV, Kubota ATV, Kymco ATV, Polaris ATV, Suzuki ATV, Yamaha ATV	Inner/Outer
86-2285	Chrysler, Dodge, Plymouth, Sterling (GKN, Modified Version of 86-2155)	Outer
86-2289 (T)	Ford, Mercury	Inner
86-2290	Chrysler (International & Domestic), Dodge, Ford (International & Domestic), Lincoln, Mazda, Mercury, Nissan (International)	Inner/Outer
86-2294 (M)	Toyota	Inner
86-2295 (M)	BMW (Prop Shaft)	Rear
86-2300 (M)	Pontiac (Not Listed in Application)	Inner
86-2306	Kia	Inner
86-2308	Hyundai, Infiniti, Kia, Mazda, Nissan	Inner
86-2310	Honda	Inner/Outer
86-2311	Acura, Isuzu	Outer
86-2313	Acura, Ford, Infiniti, Mazda, Mercury, Mitsubishi, Nissan, Suzuki	Inner
86-2314 (T)	Chrysler (International), Ford, Mercury	Inner
86-2315	Ford, Lincoln	Inner
86-2316	Acura, Dodge (International), Honda	Inner
86-2318 (T)	Toyota	Inner
86-2319	Audi, BMW, Hyundai, Jaguar, Kia, Lexus, Porsche, Toyota, Volkswagen	Inner/Outer
86-2320	Toyota	Outer
86-2321 (T)	Toyota	Inner
86-2322	Lexus, Toyota	Inner
86-2323 (T)	Mini, Toyota	Inner
86-2324	Acura, Audi, BMW, Buick, Cadillac, Chry., Dodge, Ford, Honda, Hyundai, Jeep, Kia, Lexus, Lincoln, Mazda, Mercedes Benz, Mercury, Mini, Nissan, Saturn, Toyota, VW, Volvo	Inner/Outer

C.V. BOOT BUYERS GUIDE



PART #	APPLICATION	POSITION
86-2325 (T)	Buick, Cadillac, Chrysler, Oldsmobile, Pontiac	Inner
86-2326	Cadillac, Chevrolet, Dodge, GMC, Lexus, Toyota	Inner/Outer
86-2327 (T)	Ford, Lincoln, Mazda, Mercury	Inner
86-2331	Mercedes Benz, Nissan	Inner/Outer
86-2334	Mercedes Benz	Inner/Outer
86-2336	Acura, Chevrolet, Dodge, Ford, GMC, Honda, Hyundai, Jeep, Lexus, Mazda, Mercury, Mitsubishi, Nissan, Scion, Subaru, Toyota	Inner/Outer
86-2337	Cadillac, Chevrolet, Ford, Hyundai, Land Rover, Lincoln, Mazda, Mercury, Volkswagen (Domestic & International), Volvo	Inner/Outer
86-2338	Audi, Chevrolet, Ford, GMC, Honda, Hyundai, Kia, Land Rover, Lexus, Lincoln, Mitsubishi, Nissan (Dom. & Int'l), Saab, Toyota, Volkswagen	Inner/Outer
86-2340	Acura, Buick, Chevrolet, Chrysler, Dodge, Ford, GMC, Honda, Hyundai, Infiniti, Isuzu, Jaguar, Jeep, Kia, Lincoln, Mazda, Mercedes Benz, Mitsubishi, Nissan, Oldsmobile, Plymouth, Pontiac, Saturn, Volvo	Inner/Outer
86-2341	Cadillac, Chevrolet, GMC	Inner
86-2342	Buick, Cadillac, Chevrolet, Chrysler, Dodge, Eagle, GMC, Hummer, Hyundai, Isuzu, Land Rover, Mercedes Benz, Mercury, Mitsubishi, Nissan (Dom. & Int'l), Oldsmobile, Plymouth, Pontiac, Saab, Toyota, Volkswagen, Volvo	Inner/Outer
86-2343	Bombardier ATV, Can-Am ATV, Cub Cadet ATV, Polaris ATV	Outer
86-2346 (T)	Honda	Inner
86-2348	Acura, Buick, Cadillac, Chevrolet, Chrysler, Dodge, Ford, GMC, Honda, Hyundai, Infiniti, Jaguar, Jeep, Lexus, Lincoln, Mazda, Mercury, Mini, Mitsubishi, Nissan, Pontiac, Saab, Saturn, Scion, Suzuki, Toyota, Volvo	Inner/Outer
86-2352	Acura, Honda	Outer
86-2353	Chrysler (Int'l), Honda, Mazda, Mitsubishi	Inner/Outer
86-2354 (T)	Daewoo, Mazda, Mitsubishi	Inner
86-2358 (T)	Lexus, Mazda, Nissan, Saturn, Toyota, Volvo	Inner
86-2359	Audi, Volkswagen (Domestic & International)	Inner
86-2362	Audi, Volkswagen	Outer
86-2365 (T)	Audi, Saab, Volkswagen, Volvo	Inner
86-2366 (T)	Kia	Inner
86-2367	Cadillac, Mitsubishi, Subaru	Outer
86-2368	Honda, Hyundai, Kia	Outer
86-2370	Lexus	Outer
86-2371	Bombardier ATV, Honda ATV, Kawasaki ATV, Kubota ATV, Suzuki ATV, Yamaha ATV	Inner
86-2372 (T)	Buick, Chevrolet, Pontiac	Inner
86-2373 (T)	Dodge	Inner
86-2374 (T)	Buick, Chevrolet, GMC, Isuzu, Oldsmobile, Pontiac	Inner
86-2375	Acura, Audi, BMW, Buick, Cadillac, Chevrolet, Chrysler, Dodge, Ford (Dom. & Int'l), Honda, Hyundai, Jeep, Kia, Mazda, Mercury, Mini, Mitsubishi, Nissan (Dom. & Int'l), Pontiac, Saturn, Toyota, Volkswagen	Outer
86-2376 (T)	Chevrolet, Chrysler, Ford (Domestic & International), Saturn	Inner
86-2377	Ford (Domestic & International), Jeep, Pontiac	Inner/Outer
86-2381	Acura, Honda, Isuzu, (Not Listed in Application, 4 Convolution Version of 86-2148)	Outer
86-2382 (T)	Honda	Inner
86-2383	Ford	Outer
86-2385	Acura, Dodge, Eagle, Honda, Lexus, Mazda, Mercedes Benz, Mitsubishi, Toyota, Volkswagen	Inner/Outer
86-2386	Chevrolet, Suzuki	Outer
86-2388 (T)	Chrysler (Domestic & International), Dodge, Plymouth	Inner
86-2389	Audi, BMW, Chrysler (Dom. & Int'l), Dodge, Ford (Int'l), G.M. (Int'l), Honda (Int'l), Hyundai, Infiniti, Kia, Nissan, Plymouth, Volkswagen	Outer
86-2397	Buick, Chevrolet, Chrysler, Dodge, Eagle, GMC, Honda, Infiniti, Isuzu, Jaguar, Land Rover, Mazda, Mitsubishi, Nissan, Pontiac, Saturn, Toyota	Inner/Outer
86-2398	Honda	Outer
86-2401 (T)	Hyundai	Inner
86-2403	Chevrolet, G.M. (International), Hyundai, Infiniti, Kia, Mazda, Subaru, Suzuki	Outer
86-2404	Acura, Chevrolet, Ford, Honda, Isuzu, Lexus, Mazda, Mercedes Benz, Mitsubishi, Nissan, Pontiac, Saturn, Subaru, Suzuki, Toyota	Inner/Outer
86-2407 (T)	Chevrolet, Pontiac, Saturn	Inner



C.V. BOOT BUYERS GUIDE

PART #	APPLICATION	POSITION
86-2409 (T)	Lexus, Nissan, Toyota	Inner
86-2410 (T)	Lexus, Scion, Toyota	Inner
86-2411	Bob-Cat ATV, Cub Cadet ATV, Ford (International)	Inner
86-2412	G.M. (International)	Outer
86-2413 (M)	Audi, Volkswagen (Domestic & International)	Inner
86-2417 (T)	Lexus, Toyota	Inner
86-2418 (T)	Nissan, Toyota	Inner
86-2420 (T)	Lexus, Toyota	Inner
86-2421 (T)	Audi, Kia, Nissan, Volkswagen	Inner
86-2422 (T)	Infiniti, Nissan, Volkswagen, Volvo	Inner
86-2424 (T)	Audi, Volkswagen	Inner
86-2425 (T)	Pontiac, Toyota	Inner
86-2426 (T)	Audi, BMW, Volkswagen	Inner
86-2427 (T)	Mazda, Subaru	Inner
86-2428 (T)	Saturn, Subaru	Inner
86-2429 (T)	Mazda	Inner
86-2430 (T)	Chevrolet, Chrysler, Dodge, Ford, Kia, Land Rover, Mitsubishi, Saab, Volvo	Inner
86-2431 (T)	Cadillac	Inner
86-2432 (T)	Audi, BMW, Cadillac, Chrysler, Ford, Lexus, Mazda, Mercury, Toyota, Volkswagen	Inner
86-2434 (T)	Chevrolet, Pontiac, Saturn	Inner
86-2435 (T)	Buick, Chevy, Pontiac	Inner
86-2437 (T)	Buick, Cadillac, Chevrolet, Hyundai, Pontiac, Saturn	Inner
86-2438 (T)	Acura, Ford, Honda, Hyundai, Kia, Lexus, Mercury, Mitsubishi, Nissan, Toyota	Inner
86-2439 (T)	Hyundai, Kia	Inner
86-2441 (T)	Dodge, Mitsubishi	Inner
86-2442 (T)	Nissan	Inner
86-2443 (T)	Buick, Chevrolet, Chrysler, Dodge, Pontiac, Saturn, Volkswagen	Inner
86-2444 (T)	Mazda, Volvo	Inner
86-2445 (T)	Hyundai, Kia	Inner
86-2446 (T)	Kia	Inner
86-2447 (T)	Pontiac, Toyota	Inner
86-2448 (T)	Honda, Infiniti, Mini, Nissan, Suzuki	Inner
86-2450 (T)	Mitsubishi, Pontiac, Subaru, Toyota	Inner
86-2451 (T)	Chrysler, Dodge, Lexus, Mitsubishi	Inner
86-2452	Audi, Porsche, Volkswagen	Inner
86-2453	Audi, Bombardier ATV, Can-Am ATV, Chevrolet, Honda, Kawasaki ATV, Mazda, Mitsubishi Pontiac, Saab, Saturn, Scion, Subaru, Toyota	Inner/Outer
86-2454	Acura, Chevrolet, Chrysler, Dodge, Honda (Domestic & International), Kia, Mazda, Nissan, Pontiac	Outer
86-2455	Ford, Land Rover, Mazda, Mini, Mitsubishi, Porsche, Suzuki	Outer
86-2456	Volkswagen	Inner
86-2459 (T)	Dodge	Inner
86-2461	Honda ATV, Kawasaki ATV, Polaris ATV, Suzuki ATV, Yamaha ATV	Inner/Outer
86-2464 (T)	Buick, Chevrolet, GMC, Honda ATV, Saturn, Suzuki	Inner
86-2465 (T)	Chevrolet, GMC	Inner
86-2466 (T)	Ford, Lincoln, Mazda, Mitsubishi	Inner
86-2467 (T)	Hyundai, Kia	Inner
86-2468 (T)	Chevrolet, Dodge, Jeep	Inner
86-2469 (T)	Ford, Mazda, Mercury, Mini	Inner
86-2470 (T)	Ford, Lincoln, Mercury	Inner
86-2471	Chevrolet, Saab	Inner/Outer
86-2472 (T)	Chevrolet	Inner
86-2473 (T)	Chevrolet, Mazda (International)	Inner
86-2474 (T)	Subaru	Inner
86-2475 (T)	Chevrolet, Pontiac	Inner
86-2476 (T)	Toyota	Inner
86-2477 (T)	Mitsubishi	Inner
86-2478 (T)	Toyota	Inner
86-2479 (T)	Buick, Volkswagen	Inner
86-2481 (T)	Mini	Inner

C.V. BOOT BUYERS GUIDE



PART #	APPLICATION	POSITION
86-2482 (T)	Honda	Inner
86-2483 (T)	Saab, Subaru	Inner
86-2484 (T)	Acura	Inner
86-2485 (T)	Chevrolet, Pontiac, Saturn	Inner
86-2486 (T)	Audi, BMW, Buick, Cadillac, Chevrolet, Mini, Volkswagen (International)	Inner
86-2487 (T)	Subaru	Inner
86-2488 (T)	Scion	Inner
86-2489 (T)	Mini	Inner
86-2490 (T)	Lexus, Toyota	Inner
86-2492 (T)	Mazda, Nissan	Inner
86-2493 (T)	Chevrolet, Ford (Domestic & International)	Inner
86-2494 (T)	Ford	Inner
86-2495 (T)	Chevrolet	Inner
86-2496 (T)	Chevrolet	Inner
86-2497 (T)	Infiniti, Nissan	Inner
86-2498 (T)	Ford	Inner
86-2499 (T)	Honda, Nissan	Inner
86-2500	Chrysler (International), Ford (International), G.M. (International), Nissan (International)	Inner
86-2501 (T)	Ford (International), Nissan (International), Renault (International)	Inner
86-2502 (T)	Nissan (International)	Inner
86-2503	Nissan (International), Renault (International)	Inner
86-2504	Nissan (International), Renault (International)	Outer
86-2505 (T)	Honda	Inner
86-2506 (T)	Acura	Inner
86-2507 (T)	Acura	Inner
86-2508 (T)	Acura, Honda	Inner
86-2509 (T)	Honda	Inner
86-2510 (T)	Dodge, Jeep	Inner
86-2511	Jeep, Land Rover	Outer
86-2512	Jeep, Land Rover	Inner
86-2513 (T)	Chrysler, Dodge	Inner
86-2518	Ford (International)	Inner
86-2519	Peugeot (International)	Inner
86-2520	Peugeot (International)	Inner
86-2521	Fiat (International)	Inner
86-2522	Renault (International)	Inner
86-2523	Mitsubishi (International)	Inner
86-2524 (T)	Kia	Inner
86-2525	Hyundai, Kia	Inner
86-2526 (T)	Kia, Mitsubishi	Inner
86-2527 (T)	Kia	Inner
86-2528	Honda, Kia	Inner
86-2529 (T)	Kia	Inner
86-2530 (T)	Kia	Inner
86-2531 (T)	Kia	Inner
86-2532 (T)	Kia	Inner
86-2533 (T)	Hyundai, Kia	Inner
86-2534 (T)	Kia	Inner
86-2535 (T)	Kia	Inner
86-2536 (T)	Kia	Inner
86-2537	Kia	Outer
86-2538 (T)	Kia	Inner
86-2539	Hyundai, Kia	Inner
86-2540 (T)	Kia	Inner
86-2541 (T)	Kia	Inner
86-2542 (T)	Kia	Inner
86-2543 (T)	Kia	Inner
86-2544 (T)	Chrysler	Inner
86-2545	Jeep	Outer
86-2546 (T)	Chrysler	Inner
86-2547	Mazda, Mitsubishi, Nissan (International)	Outer
86-2548 (T)	Mitsubishi	Inner



C.V. BOOT BUYERS GUIDE

PART #	APPLICATION	POSITION
86-2549 (T)	Ford	Inner
86-2550 (T)	Ford	Inner
86-2551 (T)	Ford	Inner
86-2552 (T)	Ford, Lincoln, Mercury	Inner
86-2553	BMW, Buick, Cadillac, Chevrolet, Mercedes Benz	Inner
86-2554 (T)	Chevrolet	Inner
86-2555 (T)	Buick, Cadillac	Inner
86-2556	Mazda	Inner
86-2557 (T)	Mazda	Inner
86-2558	VW	Outer
86-2559 (T)	Honda	Inner
86-2560 (T)	Honda	Inner
86-2561 (T)	Honda	Inner
86-2562	Honda	Outer
86-2563	Honda	Outer
86-2564	Honda (Domestic and International)	Outer
86-2565 (T)	Nissan	Inner
86-2566 (T)	Nissan	Inner
86-2567 (T)	Hyundai	Inner
86-2569 (T)	Toyota	Inner
86-2570 (T)	Toyota	Inner
86-2571 (T)	Scion, Toyota	Inner
86-2572 (T)	Mazda, Toyota	Inner
86-2573 (T)	Toyota	Inner
86-2574 (T)	Kia	Inner
86-2575	Acura, Ford	Outer
86-2576 (T)	Subaru	Inner
86-2579	Acura, Chrysler, Dodge, Honda, Land Rover, Volvo	Inner
86-2580	Cadillac, Chevrolet, GMC	Inner
86-2581	Volkswagen	Inner
86-2583	Ford	Outer
86-2584	Dodge, Mercedes Benz	Outer
86-2589	Dodge (International)	Outer
86-2590 (M)	Volkswagen (International)	Inner
86-2591	Volkswagen (International), Renault (International)	Outer
86-2592 (T)	Peugeot (International)	Inner
86-2593 (T)	Nissan (International), Renault (International)	Inner
86-2594	Dodge (International)	Outer
86-2595	Audi (International), Ford (International), Seat (International), Volkswagen (International)	Outer
86-2596	Chevrolet (International), Nissan (International)	Outer
86-2597 (T)	Honda (International), Nissan (International)	Inner
86-2598	Audi (International), Volkswagen (International)	Outer
86-2599	Dodge (International), Ford (International), Peugeot (International)	Outer
86-2600 (T)	Chrysler (International), Dodge (International), Ford (International), Jeep (International), Mercury (International), Mitsubishi (International), Nissan (International)	Inner
86-2601 (T)	Chevrolet (International) Chrysler (International), Dodge (International), Ford (International), Mercury (International), Nissan (International), Pontiac (International), Volkswagen (Int'l)	Inner

The following codes are listed throughout this guide after part numbers, their meanings are as follow:

- (M) = Metal attached to boot
- (MR) = Kit supplied with metal ring
- (N) = Kit supplied with axle spindle nut
- (P) = Plastic dust shield included in kit
- (SM) = Silicone material has metal reinforcement in base
- (ST) = Silicone material boot base is trilobal
- (T) = Boot base is trilobal
- (W) = Boot includes required seal/bushing

AXLE SPINDLE NUTS




The **Axle Spindle Nuts Section** includes Axle Spindle Nuts, Bolts and Retainers, each listed by application. Also featured are Spindle Nut Illustrations and Spindle Nut Specifications.

Packaging:

To order Bulk product, simply order by the part number shown in this catalog. If you wish to order display packaged on an EMPI skin card, just add a "K" to the part number. You may also purchase in one of three handy Axle Spindle Nut Assortment Sets.

Example:

- 87-1012-0 M22 x 1.5 Stake Style Nut, Each, Bulk
- 87-1012-K M22 x 1.5 Stake Style Nut, Each, Skinpacked



MAKE / MODEL	YEARS	SPECIFICATIONS	THREAD	PART #	
Acura					
CL	97-03	Front	M24 X 1.5	87-1013	
		Rear	M24 X 1.5	87-1013	
Integra	86-01	Front	M22 X 1.5	87-1012	
		Rear	M22 X 1.5	87-1012	
Legend	87-90	Front	M24 X 1.5	87-1013	
		Rear	M24 X 1.5	87-1013	
	91-95	Front	M26 X 1.5	87-1720	
		Rear	M26 X 1.5	87-1720	
NSX	91-05	Rear	M26 X 1.5	87-1720	
RL	96-04	Front	M24 X 1.5	87-1013	
		05-10	Front	M26 X 1.5	87-1720
		96-10	Rear	M24 X 1.5	87-1013
RSX	02-06	Front, Base Model	M22 X 1.5	87-1012	
		Front, Type-S	M24 X 1.5	87-1013	
		Rear	M22 X 1.5	87-1012	
TL	95-08	Front	M24 X 1.5	87-1013	
		Rear, 2.5L	M22 X 1.5	87-1012	
	99-08	Rear	M22 X 1.5	87-1012	
		09-11	Front	M26 X 1.5	87-1720
		09-11	Rear, 3.7L	M24 X 1.5	87-1013
TSX	04-08	Front	M24 X 1.5	87-1013	
		09-11	Front	M26 X 1.5	87-1720
Vigor	92-94	Front	M24 X 1.5	87-1013	
Acura SUV/Truck/Van					
MDX	01-02	Front	M24 X 1.5	87-1013	
		03-11	Front	M26 X 1.5	87-1720
	01-11	Rear	M24 X 1.5	87-1013	
RDX	07-11	Front	M26 X 1.5	87-1720	
		Rear	M24 X 1.5	87-1013	
Alfa Romeo					
164	91-93	Front	M24 X 1.5	87-1013	
AMC/Eagle					
Eagle 4WD	80-83	Front	M24 X 1.5	87-1643	
		84-88	Front	M24 X 1.5	87-1730



AXLE SPINDLE NUTS

MAKE / MODEL

YEARS

SPECIFICATIONS

THREAD

PART #

Audi

80	1988	Front, To CH. # 89-J-373 598	M20 X 1.5	87-1071
		Front, From CH. # 89-J-373 599	M14 X 1.5	87-1724 ①
	89-92	Front	M14 X 1.5	87-1724 ①
80 Quattro,	88-92	Front, From CH. # 89-J-351 001	M14 X 1.5	87-1724 ①
		Rear	M22 X 1.5	87-1072
90	1988	Front, 4 Cyl.	M22 X 1.5	87-1072
		Front, 5 Cyl.	M14 X 1.5	87-1724 ①
	89-91	Front	M14 X 1.5	87-1724 ①
	93-95	Front	M14 X 1.5	87-1724 ①
90 Quattro	1988	Front	M14 X 1.5	87-1724 ①
		Rear, To CH. # 89-J-350 000	M22 X 1.5	87-1072
		Rear, From CH. # 89-J-351 001	M14 X 1.5	87-1724 ①
	89-91	Front	M14 X 1.5	87-1724 ①
		Rear	M14 X 1.5	87-1724 ①
	93-95	Front	M14 X 1.5	87-1724 ①
		Rear	M14 X 1.5	87-1724 ①
100	89-91	Front, A/T (3 Spd.)	M22 X 1.5	87-1072
		Front, A/T (4 Spd.)	M16 X 1.5	87-1727 ①
		Front, M/T	M16 X 1.5	87-1727 ①
	92-94	Front	M16 X 1.5	87-1727 ①
100LS	74-77	Front	M22 X 1.5	87-1072
100 Quattro	89-94	Front	M16 X 1.5	87-1727 ①
		Rear	M16 X 1.5	87-1727 ①
200	89-91	Front, A/T	M22 X 1.5	87-1072
		Front, M/T	M16 X 1.5	87-1727 ①
200 Quattro	89-91	Front	M16 X 1.5	87-1727 ①
		Rear	M16 X 1.5	87-1727 ①
4000	80-87	Front	M20 X 1.5	87-1071
4000 Quattro	84-87	Front	M20 X 1.5	87-1071
		Rear	M22 X 1.5	87-1072
5000	78-88	Front	M22 X 1.5	87-1072
5000 Quattro	86-88	Front	M22 X 1.5	87-1072
		Rear	M22 X 1.5	87-1072
A3	06-12	Front	M16 X 1.5	87-1727 ①
A3 Quattro	06-12	Front	M16 X 1.5	87-1727 ①
		Rear	M14 X 1.5	87-1724 ①
A4	1996	Front	M16 X 1.5	87-1727 ①
	97-01	Front, 4 Cyl.	M14 X 1.5	87-1724 ①
		Front, 6 Cyl.	M16 X 1.5	87-1727 ①
	02-12	Front	M16 X 1.5	87-1727 ①
A4 Quattro	1996	Front	M16 X 1.5	87-1727 ①
		Rear	M14 X 1.5	87-1724 ①
	97-01	Front, 4 cYL	M14 X 1.5	87-1724 ①
		Front, 6 Cyl.	M16 X 1.5	87-1727 ①
	02-12	Rear	M14 X 1.5	87-1724 ①
		Front	M16 X 1.5	87-1727 ①
		Rear	M16 X 1.5	87-1727 ①
A5	10-12	Front	M16 X 1.5	87-1727 ①
	08-11	Front	M16 x 1.5	87-1727 ①
		Rear	M16 X 1.5	87-1727 ①
A6	95-04	Front	M16 X 1.5	87-1727 ①
	06-12	Front	M16 X 1.5	87-1727 ①
A6 Quattro	95-98	Front	M16 x 1.5	87-1727 ①
		Rear	M16 x 1.5	87-1727 ①
	99-01	Front	M16 x 1.5	87-1727 ①
		Rear, Sedan	M14 X 1.5	87-1724 ①
		Rear, Wagon	M16 X 1.5	87-1727 ①
	02-13	Front	M16 x 1.5	87-1727 ①

AXLE SPINDLE NUTS



MAKE / MODEL	YEARS	SPECIFICATIONS	THREAD	PART #	
Audi (Continued)					
A6 Quattro (cont.)	02-13	Rear	M16 x 1.5	87-1727 ①	
A8	97-99	Front	M16 X 1.5	87-1727 ①	
A8 Quattro	97-11	Front	M16 X 1.5	87-1727 ①	
		Rear	M16 X 1.5	87-1727 ①	
Allroad Quattro	01-05	Front	M16 X 1.5	87-1727 ①	
		Rear	M16 X 1.5	87-1727 ①	
Cabriolet	94-98	All	M16 X 1.5	87-1727 ①	
Coupe	81-87	Front	M20 X 1.5	87-1071	
Coupe Quattro	90-91	Front	M16 X 1.5	87-1727 ①	
		Rear	M14 X 1.5	87-1724 ①	
Fox	74-79	Front, From CH.# 824 2072 774	M20 X 1.5	87-1071	
Quattro	83-85	Front	M20 X 1.5	87-1071	
		Rear	M20 X 1.5	87-1071	
R8	08-11	Front	M16 X 1.5	87-1727 ①	
		Rear, 4.2L Only	M16 X 1.5	87-1727 ①	
RS4	07-08	Front	M16 X 1.5	87-1727 ①	
		Rear	M16 X 1.5	87-1727 ①	
S4	92-94	Front	M16 X 1.5	87-1727 ①	
		Rear	M16 X 1.5	87-1727 ①	
	00-02	Front	M16 X 1.5	87-1727 ①	
		Rear	M16 X 1.5	87-1727 ①	
	04-12	Front	M16 X 1.5	87-1727 ①	
		Rear	M16 X 1.5	87-1727 ①	
S5	08-11	Front	M16 X 1.5	87-1727 ①	
		Rear	M16 X 1.5	87-1727 ①	
S6	95-01	All	M16 X 1.5	87-1727 ①	
S8	01-03	Front	M16 X 1.5	87-1727 ①	
		Rear	M16 X 1.5	87-1727 ①	
	07-09	Front	M16 X 1.5	87-1727 ①	
		Rear	M16 X 1.5	87-1727 ①	
TT	00-02	Front	M20 X 1.5	87-1740	
		Rear	M20 X 1.5	87-1740	
	03-06	Front	M16 X 1.5	87-1727 ①	
		Rear	M20 X 1.5	87-1740	
	08-09	Front	M16 X 1.5	87-1727 ①	
		Rear	M16 X 1.5	87-1727 ①	
	TT Quattro	2000	Front	M20 X 1.5	87-1740
			Rear	M20 X 1.5	87-1740
2001		Front, To Ch. # 8N-1-046 000	M20 X 1.5	87-1740	
		Front, From Ch# 8N-1-046 001	M16 X 1.5	87-1727 ①	
02-06		Front	M16 X 1.5	87-1727 ①	
		Rear	M20 X 1.5	87-1740	
08-11		Front	M16 X 1.5	87-1727 ①	
		Rear	M16 x 1.5	87-1727 ①	
V8 Quattro	90-94	Front	M16 X 1.5	87-1727 ①	
		Rear	M16 x 1.5	87-1727 ①	

① Note: 87-1724 & 87-1727 are Spindle Bolts.

Audi SUV/Truck/Van

Q5	09-12	Front	M16 X 1.5	87-1727 ①
		Rear	M16 X 1.5	87-1727 ①

① Note: 87-1724 & 87-1727 are Spindle Bolts.

BMW

318i	84-85	Rear	M22 X 1.5	87-1736
	1991	Rear	M22 X 1.5	87-1736
	92-98	Rear	M24 X 1.5	87-1726





AXLE SPINDLE NUTS

MAKE / MODEL

YEARS

SPECIFICATIONS

THREAD

PART #

BMW (Continued)

318iC	1991	Rear	M22 X 1.5	87-1736
	1992	Rear	M24 X 1.5	87-1726
	94-98	Rear	M24 X 1.5	87-1726
318is	1991	Rear	M22 X 1.5	87-1736
	92-97	Rear	M24 X 1.5	87-1726
318ti	95-99	Rear	M22 X 1.5	87-1736
323 Series	99-00	Rear	M24 X 1.5	87-1726
325	86-88	Rear	M22 X 1.5	87-1736
325Ci	01-05	Rear	M24 X 1.5	87-1726
325E	84-87	Rear	M22 X 1.5	87-1736
325i	87-91	Rear	M22 X 1.5	87-1736
	92-95	Rear	M24 X 1.5	87-1726
	01-06	Rear	M24 X 1.5	87-1726
325iC	87-91	Rear	M22 X 1.5	87-1736
	92-95	Rear	M24 X 1.5	87-1726
325is	87-92	Rear	M22 X 1.5	87-1736
	93-95	Rear	M24 X 1.5	87-1726
325ix	88-91	Front	M22 X 1.5	87-1736
		Rear	M22 X 1.5	87-1736
325xi	2001	Front	M27 X 1.5	87-1737
		Rear	M22 X 1.5	87-1726
	02-05	Front	M27 X 1.5	87-1737
		Rear	M27 X 1.5	87-1737
328i	96-00	Rear	M24 X 1.5	87-1726
	07-08	Rear, Coupe, Sedan & Wagon	M24 X 1.5	87-1726
		Rear, Convertible	M27 X 1.5	87-1737
	09-11	Rear, Coupe & Sedan	M24 X 1.5	87-1726
Rear, Convertible, Wagon		M27 X 1.5	87-1737	
328iC	96-99	Rear	M24 x 1.5	87-1726
328is	96-99	Rear	M24 X 1.5	87-1726
330Ci	01-06	Rear	M27 X 1.5	87-1737
330i	01-06	Rear	M27 X 1.5	87-1737
330xi	01-06	Front	M27 X 1.5	87-1737
		Rear	M27 X 1.5	87-1737
528i	97-00	Rear	M27 X 1.5	87-1737
	08-12	Rear	M27 X 1.5	87-1737
528i xDrive	09-10	Front	M27 X 1.5	87-1737
		Rear	M27 X 1.5	87-1737
	12-13	Front	M27 X 1.5	87-1737
		Rear	M27 X 1.5	87-1737
528iT	99-00	Rear	M27 X 1.5	87-1737
528xi	2008	Front	M27 X 1.5	87-1737
		Rear	M27 X 1.5	87-1737
530i	01-07	Rear	M27 X 1.5	87-1737
530xi	06-07	Front	M27 X 1.5	87-1737
		Rear	M27 X 1.5	87-1737
535i	08-12	Rear	M27 X 1.5	87-1737
540i	97-03	Rear	M27 X 1.5	87-1737
540it	99-00	Rear	M27 X 1.5	87-1737
545i	04-05	Rear	M27 X 1.5	87-1737
550i	06-12	Rear	M27 X 1.5	87-1737
645Ci	04-05	Rear	M27 X 1.5	87-1737
650i	06-10	Rear	M27 X 1.5	87-1737
	2012	Rear	M27 X 1.5	87-1737
740i	1995	Rear	M27 X 1.5	87-1737
	97-01	Rear	M27 X 1.5	87-1737
	11-12	Rear	M27 X 1.5	87-1737

AXLE SPINDLE NUTS



MAKE / MODEL	YEARS	SPECIFICATIONS	THREAD	PART #
BMW (Continued)				
740iL	95-01	Rear	M27 X 1.5	87-1737
745i	02-05	Rear	M27 X 1.5	87-1737
745Li	02-05	Rear	M27 X 1.5	87-1737
750i	06-12	Rear	M27 X 1.5	87-1737
750i xDrive	10-12	Rear	M27 X 1.5	87-1737
750iL	95-01	Rear	M27 X 1.5	87-1737
760i	04-06	Rear	M27 X 1.5	87-1737
760Li	03-08	Rear	M27 X 1.5	87-1737
	10-12	Rear	M27 X 1.5	87-1737
840Ci	94-97	Rear	M27 X 1.5	87-1737
850Ci	93-97	Rear	M27 X 1.5	87-1737
850Csi	94-95	Rear	M27 X 1.5	87-1737
850i	91-92	Rear	M27 X 1.5	87-1737
M3	88-91	Rear	M22 X 1.5	87-1736
	95-06	Rear	M27 X 1.5	87-1737
	08-12	Front	M27 X 1.5	87-1737
		Rear	M27 X 1.5	87-1737
M5	00-03	Rear	M27 X 1.5	87-1737
	06-10	Rear	M27 X 1.5	87-1737
Z3	96-98	Rear, 1.9L	M22 X 1.5	87-1736
	97-00	Rear, 2.8L	M22 X 1.5	87-1736
	99-02	Rear, 2.5L	M22 X 1.5	87-1736
	98-02	Rear, 3.2L	M27 X 1.5	87-1737
	01-02	Rear, 3.0L	M24 X 1.5	87-1726
Z8	00-03	Rear	M27 X 1.5	87-1737

BMW SUV/Truck/Van

X5	00-05	Front	M27 X 1.5	87-1737
		Rear	M27 X 1.5	87-1737

Buick

Century	82-91	LD Brakes	M20 X 1.5	87-1131
		HD Brakes	M24 X 2.0	87-1132
		Front	M24 X 2.0	87-1132
	92-93	Front	M24 X 2.0	87-1132
	94-05	Front	M27 X 2.0	87-1721
Electra	85-90	Front	M24 X 2.0	87-1132
LaCrosse	05-09	Front	M27 X 2.0	87-1721
LeSabre	86-91	Front	M24 X 2.0	87-1132
	92-05	Front	M27 X 2.0	87-1721
Lucerne	06-11	Front	M27 X 2.0	87-1721
Park Avenue	91-05	Front	M27 X 2.0	87-1721
Reatta	88-91	Front	M24 X 2.0	87-1132
Regal	88-96	Front	M24 X 2.0	87-1132
	97-04	Front	M27 X 2.0	87-1721
Riviera	79-85	All	M24 X 1.5	87-1730
	86-91	All	M24 X 2.0	87-1132
	92-99	All	M27 X 2.0	87-1721
Skyhawk	82-89	All	M20 X 1.5	87-1131
Skylark	80-98	All	M20 X 1.5	87-1131
Somerset	86-87	All	M20 X 1.5	87-1131
Somerset Regal	1985	All	M20 X 1.5	87-1131

Buick SUV/Truck/Van

Enclave	08-12	Front	M27 X 2.0	87-1721
		Rear, AWD	M27 X 2.0	87-1721
Rainier	04-07	Front, AWD	M24 X 2.0	87-1738





AXLE SPINDLE NUTS

MAKE / MODEL

YEARS

SPECIFICATIONS

THREAD

PART #

Buick SUV/Truck/Van (Continued)

Rendezvous	02-06	Front	M27 X 1.5	87-1721
		Rear, AWD	M27 X 1.5	87-1721
	2007	Front	M27 X 1.5	87-1721
Terraza	05-07	Front	M27 X 1.5	87-1721
	05-06	Rear, AWD	M27 X 1.5	87-1721

Cadillac

Allante	87-92	Front	M24 X 2.0	87-1132
	1993	Front	M27 X 2.0	87-1721
Cimarron	82-88	Front	M20 X 1.5	87-1131
CTS	2003	Rear	M24 X 2.0	87-1738
	04-07	Rear, V6 Engine	M24 X 1.5	87-1738
		Rear, V8 Engine	M27 X 1.5	87-1721
	08-13	Front	M24 X 2.0	87-1738
Rear		M24 X 2.0	87-1738	
Deville	85-93	Front	M24 X 2.0	87-1132
	94-99	Front	M27 X 2.0	87-1721
	00-05	Front, HD Suspension (FE7)	M24 X 2.0	87-1738
	00-05	Front, Soft Ride Suspension (FE1)	M27 X 2.0	87-1721
DTS	06-10	Exc. HD. Suspension	M27 x 2.0	87-1721
H.D. Suspension		M24 X 2.0	87-1132	
Eldorado	79-85	Front	M24 X 1.5	87-1730
	86-91	Front	M24 X 2.0	87-1132
	92-01	Front	M27 X 2.0	87-1721
Fleetwood	85-86	Front (Exc Brougham)	M24 X 2.0	87-1132
	87-91	Front	M24 X 2.0	87-1132
	1992	Front	M27 X 1.5	87-1721
Seville	86-90	Front	M24 X 2.0	87-1132
	91-93	Front, 4.6L	M24 X 2.0	87-1132
		Front, 4.9L	M27 X 2.0	87-1721
	94-01	Front	M27 X 2.0	87-1721
STS	05-11	Front, AWD	M24 X 2.0	87-1738
		Rear, AWD	M24 X 2.0	87-1738
		Rear, RWD	M24 X 2.0	87-1738
XLR	04-09	Rear	M27 X 2.0	87-1721

Cadillac SUV/Truck/Van

Escalade	99-01	All	M24 X 2.0	87-1132
SRX	04-09	Front, AWD	M24 X 2.0	87-1738
		Rear, AWD	M24 X 2.0	87-1738
		Rear, RWD	M24 X 2.0	87-1738

Chevrolet/Geo

Beretta	87-96	Front	M20 X 1.5	87-1131
Cavalier	82-05	Front	M20 X 1.5	87-1131
Celebrity	82-90	Front, LD Brakes	M20 X 1.5	87-1131
	83-90	Front, HD Brakes	M24 X 2.0	87-1132
Citation	80-85	Front	M20 X 1.5	87-1131
Classic	04-05	Front	M24 X 2.0	87-1738
Cobalt	05-10	Front	M20 X 1.5	87-1131
Corsica	87-96	Front	M20 X 1.5	87-1131
Corvette	95-96	Rear, (Incl. ZR1)	M24 X 1.5	87-1730
	97-05	Rear	M27 X 2.0	87-1721
	06-13	Rear, Base Model	M27 X 2.0	87-1721
HHR	06-11	Front	M20 X 1.5	87-1131
Impala	00-12	Front	M27 X 2.0	87-1721
Lumina	90-97	Front	M24 X 2.0	87-1132
	98-01	Front	M24 X 2.0	87-1738

AXLE SPINDLE NUTS



MAKE / MODEL	YEARS	SPECIFICATIONS	THREAD	PART #
Chevrolet/Geo (Continued)				
Malibu	97-12	Front	M24 X 2.0	87-1738
Metro	89-01	Front	M18 X 1.5	87-1311
Monte Carlo	95-97	Front	M24 X 2.0	87-1132
	98-99	Front	M24 X 2.0	87-1738
	00-07	Front	M27 X 2.0	87-1721
Nova	85-88	Front	M19 X 1.5	87-1711 ②
Prizm	89-91	Front	M19 X 1.5	87-1711 ②
	92-02	Front	M22 X 1.5	87-1712 ③
Spectrum	85-86	Front	M20 X 1.0	87-1412
	87-89	Front	M20 X 1.0	87-1411
Sprint	85-88	Front	M18 X 1.5	87-1641
Storm	90-93	Front	M20 X 1.0	87-1411

② Note: Spindle nut retainer for 87-1711, order: 87-5788. Flat Washer for 87-1711, order: 87-5795.

③ Note: Spindle nut retainer for 87-1712, order: 87-5789.

Chevrolet SUV/Truck/Van

Astro AWD	90-05	Front	M24 X 2.0	87-1132
Avalanche 4WD	07-13	Front	M24 X 2.0	87-1132
Avalanche 1500 4WD	02-06	Front	M24 X 2.0	87-1132
Avalanche 2500 4WD	02-06	Front	M24 X 2.0	87-1132
Blazer 4WD (Full Size)	92-94	Front	M24 X 2.0	87-1132
Blazer 4WD (Mid Size)	1995	Front	M24 X 1.5	87-1730
	1996	Front, (1st Design, Standard Nut)	M24 X 1.5	87-1730
		Front, (2nd Design, Self Locking Nut)	M24 X 2.0	87-1132
	97-01	Front	M24 X 2.0	87-1132
Colorado 4WD	04-12	Front	M24 X 2.0	87-1132
Equinox	05-06	Front	M27 X 2.0	87-1721
		Rear, AWD	M20 X 1.5	87-1131
	07-13	Front	M24 X 2.0	87-1738
		Rear, AWD	M24 X 2.0	87-1738
Express 1500	03-13	Front, AWD	M24 X 2.0	87-1132
K1500	88-99	All	M24 X 2.0	87-1132
K1500 Suburban	92-99	Front	M24 X 2.0	87-1132
K2500	88-00	Front	M24 X 2.0	87-1132
K2500 Suburban	92-99	Front	M24 X 2.0	87-1132
K3500	88-00	Front	M24 X 2.0	87-1132
Lumina APV	90-91	Front	M24 X 2.0	87-1132
	92-96	Front	M27 X 2.0	87-1721
S10 4WD	82-95	Front	M24 X 1.5	87-1730
	1996	Front, (1st Design, Standard Nut)	M24 X 1.5	87-1730
		Front, (2nd Design, Self Locking Nut)	M24 X 2.0	87-1132
	97-04	Front	M24 X 2.0	87-1132
S10 Blazer 4WD	83-94	Front	M24 X 1.5	87-1730
Silverado 1500	99-01	Front, 4WD	M24 X 2.0	87-1132
	02-05	Front, 4WD	M24 X 2.0	87-1132
		Rear, Quadrateer	M27 X 2.0	87-1721
	06-13	Front, 4WD	M24 X 2.0	87-1132
Silverado 1500 HD	2001	Front, 4WD	M24 X 2.0	87-1132
	02-03	Front, 4WD	M24 X 2.0	87-1132
		Rear, Quadrateer	M27 X 2.0	87-1721
	2005	Front, 4WD	M24 X 2.0	87-1132
		Rear, Quadrateer	M27 X 2.0	87-1721
	06-07	Front, 4WD	M24 X 2.0	87-1132
Silverado 2500	99-03	Front, 4WD	M24 X 2.0	87-1132
	2004	Front, 4WD	M24 X 2.0	87-1132
		Rear, Quadrateer	M27 X 2.0	87-1721
Silverado 2500 HD	01-10	Front, 4WD	M24 X 2.0	87-1132
	11-13	Front, 4WD	M27 X 2.0	87-1721





AXLE SPINDLE NUTS

MAKE / MODEL

YEARS

SPECIFICATIONS

THREAD

PART #

Chevrolet SUV/Truck/Van (Continued)

Silverado 3500	01-07	Front, 4WD	M24 X 2.0	87-1132
Silverado 3500 HD	07-10	Front 4WD	M24 X 2.0	87-1132
	11-13	Front, 4WD	M27 X 2.0	87-1721
Suburban 1500	00-12	Front, 4WD	M24 X 2.0	87-1132
Suburban 2500	00-02	Front, 4WD	M24 X 2.0	87-1132
	03-05	Front, 4WD	M24 X 2.0	87-1132
		Rear, QuadraSteer	M27 X 2.0	87-1721
	06-12	Front, 4WD	M24 X 2.0	87-1132
Tahoe 4WD	95-12	Front	M24 X 2.0	87-1132
Trailblazer 4WD	02-09	Front	M24 X 2.0	87-1738
Traverse	09-13	Front	M27 X 2.0	87-1721
		Rear, AWD	M27 X 2.0	87-1721
Uplander	05-06	Front	M27 X 2.0	87-1721
		Rear, AWD	M27 X 2.0	87-1721
	07-08	Front	M27 X 2.0	87-1721
Venture	97-05	Front	M27 X 2.0	87-1721
	02-05	Rear, AWD	M27 X 2.0	87-1721

Chrysler

300	05-13	Front, RWD	M24 X 2.0	87-1745
300M	99-04	Front	M27 X 2.0	87-1721
Cirrus	95-99	Front	M22 X 1.5	87-1728
Concorde	93-04	Front	M27 X 2.0	87-1721
Crossfire	04-08	Front	M24 X 1.5	87-1726
E Class	83-84	Front	M22 X 1.5	87-1161
Executive Sedan	83-84	Front	M22 X 1.5	87-1161
Imperial	90-93	Front	M22 X 1.5	87-1161
Laser	84-86	Front	M22 X 1.5	87-1161
LeBaron	82-95	Front	M22 X 1.5	87-1161
LHS	94-01	Front	M27 X 2.0	87-1721
New Yorker	83-93	Front	M22 X 1.5	87-1161
	94-96	Front	M27 X 2.0	87-1721
Prowler	01-02	Rear	M27 X 2.0	87-1721
PT Cruiser	01-10	Front	M22 X 1.5	87-1728
Sebring Convertible	96-99	Front	M22 X 1.5	87-1728
	08-10	Front	M22 X 1.5	87-1739
Sebring Coupe	95-05	Front	M22 X 1.5	87-1191
Sebring Sedan	07-10	Front	M22 X 1.5	87-1739
TC Maserati	89-91	Front	M22 X 1.5	87-1161
Town & Country	82-88	Front	M22 X 1.5	87-1161

Chrysler SUV/Truck/Van

Aspen	07-09	Front	M24 X 2.0	87-1738
Grand Voyager	2000	Front	M22 X 1.5	87-1161
Pacifica	04-06	Front	M22 X 1.5	87-1161
		Rear, AWD	M22 X 1.5	87-1161
	07-08	Front	M22 X 1.5	87-1739
		Rear, AWD	M22 X 1.5	87-1739
Town & Country AWD	92-95	Front	M22 X 1.5	87-1161
		Rear	M22 X 1.5	87-1161
	97-04	Front	M22 X 1.5	87-1161
		Rear	M22 X 1.5	87-1161
Town & Country FWD	90-07	Front	M22 X 1.5	87-1161
	1996	Rear	M22 X 1.5	87-1161
	97-07	Rear (Drum Brakes Only)	M22 X 1.5	87-1161
	08-13	Front	M22 X 1.5	87-1739
Voyager	00-03	Front	M22 X 1.5	87-1161
		Rear	M22 X 1.5	87-1161

AXLE SPINDLE NUTS



MAKE / MODEL	YEARS	SPECIFICATIONS	THREAD	PART #
Daihatsu				
Charade	88-92	All	M22 X 1.5	87-1191
Dodge				
400	82-83	Front	M22 X 1.5	87-1161
600	83-88	Front	M22 X 1.5	87-1161
Aries	83-89	Front	M22 X 1.5	87-1161
Avenger	95-00	Front	M22 X 1.5	87-1191
Caliber	08-13	Front	M22 X 1.5	87-1739
	07-08	Front Rear, R/T AWD	M22 X 1.5 M22 X 1.5	87-1728 87-1728
Charger	09-12	Front	M22 X 1.5	87-1728
	83-87	Front	M22 X 1.5	87-1161
Colt	06-12	Front, RWD	M24 X 2.0	87-1745
	79-94	Front	M22 X 1.5	87-1191
Daytona	84-93	Front	M22 X 1.5	87-1161
Dynasty	88-93	Front	M22 X 1.5	87-1161
Intrepid	93-04	Front	M27 X 2.0	87-1721
Lancer	85-89	Front	M22 X 1.5	87-1161
Magnum	05-08	Front, RWD	M24 X 2.0	87-1745
Neon	95-99	Front	M20 X 1.5	87-1722
	01-05	Front	M22 X 1.5	87-1728
Omni	79-90	Front	M22 X 1.5	87-1161
Shadow	87-94	Front	M22 X 1.5	87-1161
Spirit	89-95	Front	M22 X 1.5	87-1161
Stealth	91-96	Front	M22 X 1.5	87-1191
Stratus	95-99	Front	M22 X 1.5	87-1728
	01-05	Front, Coupe	M22 X 1.5	87-1191
Viper	92-01	Rear	M22 X 1.5	87-1731
	02-06	Front	M22 X 1.5	87-1731
		Rear	M22 X 1.5	87-1731
	08-10	Front Rear	M22 X 1.5 M22 X 1.5	87-1731 87-1731
Dodge SUV/Truck/Van				
Caravan	84-90	Front	M22 X 1.5	87-1161
	90-93	Front	M22 X 1.5	87-1161
		Rear, AWD	M22 X 1.5	87-1161
	94-96	Front	M22 X 1.5	87-1161
	97-07	Front	M22 X 1.5	87-1161
Rear (Drum Brakes Only)		M22 X 1.5	87-1161	
Dakota (2WD)	97-04	Front	M24 X 2.0	87-1745
	05-11	Front	M24 X 2.0	87-1738
Dakota (4WD)	87-90	Front	M22 X 1.5	87-1161
	91-04	Front	M22 X 1.5	87-1731
	05-10	Front	M24 X 2.0	87-1738
Durango (2WD)	99-03		M24 X 2.0	87-1745
	04-09	Front	M24 X 2.0	87-1738
Durango (4WD)	98-03	Front	M22 X 1.5	87-1731
	04-09	Front	M24 X 2.0	87-1738
Grand Caravan (AWD)	91-95	Front	M22 X 1.5	87-1161
		Rear	M22 X 1.5	87-1161
	97-04	Front	M22 X 1.5	87-1161
		Rear	M22 X 1.5	87-1161
Grand Caravan (FWD)	88-07	Front	M22 X 1.5	87-1161
	1996	Rear	M22 X 1.5	87-1161
	97-07	Rear (Drum Brakes Only)	M22 X 1.5	87-1161
	08-13	Front	M22 X 1.5	87-1739





AXLE SPINDLE NUTS

MAKE / MODEL

YEARS

SPECIFICATIONS

THREAD

PART #

Dodge SUV/Truck/Van (Continued)

Journey	09-12	Front	M22 X 1.5	87-1739
		Rear, AWD	M22 X 1.5	87-1739
Mini Ram	84-88	Front	M22 X 1.5	87-1161
Nitro	07-11	Front, 4WD	M24 X 2.0	87-1738
Ram 1500 Pickup	94-96	Front, 4WD	1 1/8-18	87-1750
	02-05	Front, 4WD	M24 X 2.0	87-1738
	06-08	Front, 4WD (Exc. Mega Cab)	M24 X 2.0	87-1738
		Front, RWD (Exc. Mega Cab)	M24 X 2.0	87-1738
	09-10	Front, 4WD	M24 X 2.0	87-1738
Ram 2500 Pickup	94-98	Front, 4WD	1 1/8-18	87-1750
Ram 3500 Pickup	94-98	Front, 4WD	1 1/8-18	87-1750
Rampage	82-84	Front	M22 X 1.5	87-1161
Royal Mini Ram	84-87	Front	M22 X 1.5	87-1161

Eagle

Summit	89-96	Front	M22 X 1.5	87-1191
		Rear, 4WD	M22 X 1.5	87-1191
Talon	90-98	Front	M22 X 1.5	87-1191
		Rear, AWD	M22 X 1.5	87-1191
Vision	93-97	Front	M27 X 2.0	87-1721

Ford

Aspire	94-97	Front	M20 X 1.5	87-1715
Contour	95-00	Front	M22 X 1.5	87-1739
Escort	81-90	Front	M20 X 1.5	87-1291
		Front	M22 X 1.5	87-1461
EXP	82-88	Front	M20 X 1.5	87-1291
Festiva	88-2/89	Front	M20 X 1.5	87-1291
		Front	M20 X 1.5	87-1715
Fiesta	78-80	All	M20 X 1.5	87-1291
Five Hundred	05-07	Front	M22 X 1.5	87-1739
		Rear, AWD	M22 X 1.5	87-1739
Focus	00-12	Front	M22 X 1.5	87-1739
Fusion	10-12	Front	M22 X 1.5	87-1461
		Rear, FWD	M24 X 1.5	87-1013
Probe	89-97	Front	M22 X 1.5	87-1461
		Rear	M22 X 1.5	87-1461
Taurus	86-07	Front	M20 X 1.5	87-1131
Tempo	84-94	Front	M20 X 1.5	87-1291
Thunderbird	89-97	Rear	M24 X 2.0	87-1132
	02-05	Rear	M24 X 2.0	87-1738

Ford SUV/Truck/Van

Aerostar	95-97	Front	M20 X 1.5	87-1131
Escape	01-12	Front	M22 X 1.5	87-1739
		Rear	M22 X 1.5	87-1739
Expedition (4WD)	97-02	Front	M24 X 2.0	87-1738
		Rear	M24 X 2.0	87-1738
Explorer (4WD)	95-01	Front	M22 X 1.5	87-1739
	02-03	Front, Exc. Sport	M20 X 1.5	87-1740
		Front, Sport	M22 X 1.5	87-1739
		Rear	M24 X 2.0	87-1738
	04-05	Front	M20 X 1.5	87-1740
	Rear	M24 X 2.0	87-1738	
06-09	Front	M22 X 1.5	87-1739	
	Rear	M24 X 2.0	87-1738	

AXLE SPINDLE NUTS



MAKE / MODEL	YEARS	SPECIFICATIONS	THREAD	PART #
Ford SUV/Truck/Van (Continued)				
Explorer Sport Trac (4WD)	01-05	Front	M22 X 1.5	87-1739
	07-10	Front	M22 X 1.5	87-1739
		Rear	M24 X 2.0	87-1738
F150 (4WD)	97-03	Front	M24 X 2.0	87-1738
	2004	Front, Heritage	M24 X 2.0	87-1738
F250 (4WD)	97-99	Front	M24 X 2.0	87-1738
Flex	09-12	Front	M22 X 1.5	87-1739
		Rear, AWD	M22 X 1.5	87-1739
Freestar	04-07	Front	M20 X 1.5	87-1131
Freestyle	05-07	Front	M22 X 1.5	87-1739
		Rear, AWD	M22 X 1.5	87-1739
Ranger (4WD)	2000	Front, w/o Pulse Vacuum Hub Locks	M22 X 1.5	87-1739
	01-11	Front	M22 X 1.5	87-1739
Transit Connect	10-12	Front	M22 X 1.5	87-1739
Windstar	95-03	All	M20 X 1.5	87-1131

GMC SUV/Truck/Van

Acadia	07-13	Front	M27 X 2.0	87-1721
		Rear, AWD	M27 X 2.0	87-1721
Canyon 4WD	04-12	Front	M24 X 2.0	87-1132
Envoy	02-09	Front	M24 X 2.0	87-1738
Jimmy 4WD	92-95	Front	M24 X 1.5	87-1730
		Front, (1st Design, Standard Nut)	M24 X 1.5	87-1730
		Front, (2nd Design, Self Locking Nut)	M24 X 2.0	87-1132
	97-01	Front	M24 X 2.0	87-1132
K1500	88-99	Front	M24 X 2.0	87-1132
K1500 Suburban	92-99	Front	M24 X 2.0	87-1132
K2500	88-00	Front	M24 X 2.0	87-1132
K2500 Suburban	92-99	Front	M24 X 2.0	87-1132
K3500	88-00	Front	M24 X 2.0	87-1132
S15 (4WD)	92-90	Front	M24 X 1.5	87-1730
S15 Jimmy 4WD	83-91	Front	M24 X 1.5	87-1730
Safari AWD	90-05	Front	M24 X 2.0	87-1132
Savana 1500 AWD	03-13	Front	M24 X 2.0	87-1132
Sierra 1500	99-01	Front, 4WD	M24 X 2.0	87-1132
		Front, 4WD	M24 X 2.0	87-1132
	02-05	Rear, Quadrateer	M27 X 2.0	87-1721
		Front, 4WD	M24 X 2.0	87-1132
Sierra 1500 HD	01-02	Front, 4WD	M24 X 2.0	87-1132
		Front, 4WD	M24 X 2.0	87-1132
	2003	Rear, Quadrateer	M27 X 2.0	87-1721
		Front, 4WD	M24 X 2.0	87-1132
2005	Rear, Quadrateer	M27 X 2.0	87-1721	
	Front, 4WD	M24 X 2.0	87-1132	
Sierra 2500	99-03	Front, 4WD	M24 X 2.0	87-1132
		Front, 4WD	M24 X 2.0	87-1132
	2004	Rear, Quadrateer	M27 X 2.0	87-1721
Sierra 2500 HD	01-10	Front, 4WD	M24 X 2.0	87-1132
		Front, 4WD	M27 X 2.0	87-1721
Sierra 3500	01-07	Front, 4WD	M24 X 2.0	87-1132
Sierra 3500 HD	07-10	Front 4WD	M24 X 2.0	87-1132
		Front, 4WD	M27 X 2.0	87-1721
Sierra Denali	02-05	Front, 4WD	M24 X 2.0	87-1132
		Rear, Quadrateer	M27 X 2.0	87-1721
	06-10	Front, 4WD	M24 X 2.0	87-1132
Sonoma 4WD	91-95	Front	M24 X 1.5	87-1730
		Front, (1st Design, Standard Nut)	M24 X 1.5	87-1730





AXLE SPINDLE NUTS

MAKE / MODEL

YEARS

SPECIFICATIONS

THREAD

PART #

GMC SUV/Truck/Van (Continued)

Sonoma 4WD (continued)	1996	Front, (2nd Design, Self Locking Nut).....	M24 X 2.0	87-1132
	97-01	Front	M24 X 2.0	87-1132
Syclone	1991	Front	M24 X 1.5	87-1730
Terrain	10-12	Front	M24 X 2.0	87-1738
		Rear, AWD	M24 X 2.0	87-1738
Typhoon	92-93	Front	M24 X 1.5	87-1730
V1500 Suburban	88-91	Front	M24 X 2.0	87-1132
V2500 Suburban	88-91	Front	M24 X 2.0	87-1132
Yukon	92-12	Front	M24 X 2.0	87-1132
Yukon XL 1500	00-12	Front	M24 X 2.0	87-1132
Yukon XL 2500	00-02	Front, 4WD	M24 X 2.0	87-1132
	03-06	Front, 4WD	M24 X 2.0	87-1132
		Rear, QuadraSteer	M27 X 2.0	87-1721
	07-12	Front, 4WD	M24 X 2.0	87-1132

Geo (See Chevrolet)

Honda

Accord	76-79	Front	M22 X 1.5	87-1011
	80-85	Front	M22 X 1.5	87-1012
	86-89	Front	M22 X 1.5	87-1012
		Rear	M22 X 1.5	87-1012
	90-91	Front	M24 X 1.5	87-1013
		Rear	M22 x 1.5	87-1012
	92-95	Front	M24 X 1.5	87-1013
		Rear, Exc. Wagon	M22 X 1.5	87-1012
		Wagon	M24 X 1.5	87-1013
	96-97	Front	M24 X 1.5	87-1013
		Rear, Coupe	M22 X 1.5	87-1012
		Rear, Exc. Coupe	M24 X 1.5	87-1013
	98-02	Front	M24 X 1.5	87-1013
		Rear	M22 X 1.5	87-1012
	03-04	Front, 2.4L, A/T	M22 X 1.5	87-1012
		Front, 2.4L, M/T	M24 X 1.5	87-1013
		Front, 3.0L	M24 X 1.5	87-1013
		Rear	M22 X 1.5	87-1012
	05-07	Front, 2.4L, A/T	M22 X 1.5	87-1012
Front, 2.4L, M/T		M24 X 1.5	87-1013	
Front, 3.0L, Inc, Hybrid		M24 X 1.5	87-1013	
Rear, Exc. Hybrid		M22 X 1.5	87-1012	
08-12	Front	M26 X 1.5	87-1720	
	Accord Crosstour	Front	M26 X 1.5	87-1720
Rear, AWD		M24 X 1.5	87-1013	
Civic	73-79	Front	M22 X 1.5	87-1011
	80-83	Front	M22 X 1.5	87-1012
	84-05	Front	M22 X 1.5	87-1012
		Rear	M22 X 1.5	87-1012
	06-11	Front, Exc. 2.0L	M22 X 1.5	87-1012
		Front, 2.0L	M24 X 1.5	87-1013
	2012	Front, Exc. 2.4L	M22 X 1.5	87-1012
		Front, 2.4L	M24 X 1.5	87-1013
Civic del Sol	93-97	Front	M22 X 1.5	87-1012
		Rear	M22 X 1.5	87-1012
	80-01	All	M22 X 1.5	87-1012
CRX	84-91	Front	M22 X 1.5	87-1012
		Rear	M22 X 1.5	87-1012
Fit	07-13	Front	M22 X 1.5	87-1012
		Rear	M22 X 1.5	87-1012

AXLE SPINDLE NUTS



MAKE / MODEL	YEARS	SPECIFICATIONS	THREAD	PART #
Honda (Continued)				
Insight	00-06	Front	M22 X 1.5	87-1012
	10-13	Front	M22 X 1.5	87-1012
Prelude	79-87	All	M22 X 1.5	87-1012
	88-89	Front	M22 X 1.5	87-1012
		Rear	M24 X 1.5	87-1013
	90-91	Front	M24 X 1.5	87-1013
		Rear	M24 X 1.5	87-1013
	92-01	Front	M24 X 1.5	87-1013
	Rear	M22 X 1.5	87-1012	
S2000	00-09	Rear	M24 X 1.5	87-1013
Wagovan	1984	Front	M22 X 1.5	87-1012
	86-87	Front	M22 X 1.5	87-1012

Honda SUV/Truck/Van

CR-V (4WD)	97-06	Front	M24 X 1.5	87-1013
		Rear	M22 X 1.5	87-1012
	07-12	Front	M24 X 1.5	87-1013
		Rear	M24 X 1.5	87-1013
Element	03-11	Front	M24 X 1.5	87-1013
		Rear, 4WD	M22 X 1.5	87-1012
Odyssey	95-98	Front	M24 X 1.5	87-1013
		Rear	M24 X 1.5	87-1013
	99-04	Front	M24 X 1.5	87-1013
		Rear	M24 X 1.5	87-1013
	05-13	Front	M26 X 1.5	87-1720
	Passport	2002	Front	M24 X 1.5
Pilot	03-04	Front	M24 X 1.5	87-1013
		Rear, AWD	M24 X 1.5	87-1013
	2005	Front	M26 X 1.5	87-1720
		Rear, AWD	M24 X 1.5	87-1013
	06-08	Front	M26 X 1.5	87-1720
		Rear, AWD	M24 X 1.5	87-1013
		Rear, FWD	M24 X 1.5	87-1013
	09-13	Front	M26 X 1.5	87-1720
		Rear, AWD	M24 X 1.5	87-1013
	Ridgeline	06-13	Front	M26 X 1.5
Rear			M24 X 1.5	87-1013

Hummer

H2	03-09	Front	M24 X 2.0	87-1132
H3	06-10	Front	M24 X 2.0	87-1132
H3T	09-10	Front	M24 X 2.0	87-1132

Hyundai

Accent	95-12	Front	M22 X 1.5	87-1191	
		Rear	M22 X 1.5	87-1012	
Azera	06-11	Front	M22 X 1.5	87-1191	
Elantra	92-95	Front	M22 X 1.5	87-1191	
		Rear	M22 X 1.5	87-1012	
	06-10	Front	M22 X 1.5	87-1191	
		11-12	Front	M22 X 1.5	87-1191
	Excel	86-94	Front	M22 X 1.5	87-1191
	Genesis Coupe	10-12	Rear	M22 X 1.5	87-1191
Genesis Sedan	09-13	Rear	M22 X 1.5	87-1191	
Scoupe	91-95	Front	M22 X 1.5	87-1191	





AXLE SPINDLE NUTS

MAKE / MODEL	YEARS	SPECIFICATIONS	THREAD	PART #
Hyundai (Continued)				
Sonata	89-93	Front	M22 X 1.5	87-1191
	94-98	Front	M22 X 1.5	87-1191
		Rear	M22 X 1.5	87-1012
	99-13	Front	M22 X 1.5	87-1191
Tiburon	97-01	Front	M22 X 1.5	87-1191
		Rear	M22 X 1.5	87-1012
	03-08	Front	M22 X 1.5	87-1191
		Rear	M22 X 1.5	87-1012
XG300	2001	Front	M22 X 1.5	87-1191
XG350	02-05	Front	M22 X 1.5	87-1191

Hyundai SUV/Truck/Van

Entourage	07-18	Front	M24 X 1.5	87-1013
Santa Fe	01-12	Front	M22 X 1.5	87-1191
		Rear, FWD	M22 X 1.5	87-1012
		Rear, 4WD	M22 X 1.5	87-1191
Tucson	05-13	Front	M22 X 1.5	87-1191
		Rear, FWD	M22 X 1.5	87-1012
		Rear, 4WD	M22 X 1.5	87-1191
Veracruz	07-12	Front	M22 X 1.5	87-1191
		Rear, AWD	M22 X 1.5	87-1191

Infiniti

G20	91-96	Front	M22 X 1.5	87-1161	
		Rear	M22 X 1.5	87-1723	
	99-02	Front	M24 X 1.5	87-1532	
G35 Coupe	03-07	Rear	M24 X 1.5	87-1746	
G35 Sedan	03-06	Rear	M24 X 1.5	87-1746	
		AWD, Front	M24 X 1.5	87-1746	
I30	96-99	Front	M24 X 1.5	87-1532	
		Rear (To 10/97)	M22 X 1.5	87-1723	
		Front	M24 X 1.5	87-1746	
I35	02-04	Front	M24 X 1.5	87-1746	
J30	93-97	Rear	M24 X 1.5	87-1532	
M35	06-10	Front, AWD	M24 X 1.5	87-1746	
		Rear	M24 X 1.5	87-1746	
M37	11-12	Front, AWD	M24 X 1.5	87-1746	
		Rear	M24 X 1.5	87-1746	
M45	03-04	Rear	M24 X 1.5	87-1746	
		06-07	Rear	M24 X 1.5	87-1746
			Front, AWD	M24 X 1.5	87-1746
		08-10	Rear	M24 X 1.5	87-1746
M56	11-12	Front, AWD	M24 X 1.5	87-1746	
		Rear	M24 X 1.5	87-1746	
Q45	90-01	Rear	M24 X 1.5	87-1532	
		02-06	Rear	M24 X 1.5	87-1746

Infiniti SUV/Truck/Van

EX35	08-12	Front, AWD	M24 X 1.5	87-1746
		Rear	M24 X 1.5	87-1746
FX35	03-13	Front, AWD	M24 X 1.5	87-1746
		All, Rear	M24 X 1.5	87-1746
FX45	03-08	Front	M24 X 1.5	87-1746
		Rear	M24 X 1.5	87-1746
FX50	09-11	Front	M24 X 1.5	87-1746
		Rear	M24 X 1.5	87-1746
QX56	04-10	Front	M24 X 1.5	87-1746
		Rear	M24 X 1.5	87-1746
		11-12	Front	M24 X 1.5

AXLE SPINDLE NUTS



MAKE / MODEL	YEARS	SPECIFICATIONS	THREAD	PART #
Isuzu				
I-Mark	85-86	Front	M20 X 1.0	87-1412
	87-89	Front	M20 X 1.0	87-1411
Impulse	90-92	Rear	M20 X 1.0	87-1411
Stylus	91-93	Front	M20 X 1.0	87-1411
		Rear	M20 X 1.0	87-1411

Isuzu SUV/Truck/Van				
Ascender 4WD	03-08	Front	M24 X 2.0	87-1738
Axiom 4WD	02-04	Front	M24 X 1.5	87-1013
Hombre 4WD	98-00	All	M24 X 2.0	87-1132
i-350	2006	Front	M24 X 2.0	87-1132
i-370 4WD	07-08	Front	M24 X 2.0	87-1132
Oasis	96-99	Front	M24 X 1.5	87-1013
Rodeo 4WD	02-04	Front	M24 X 1.5	87-1013
Rodeo Sport 4WD	02-03	Front	M24 X 1.5	87-1013

Jeep SUV/Truck/Van				
Cherokee 4WD	84-01	Front	M24 X 1.5	87-1730
Comanche 4WD	86-92	Front	M24 X 1.5	87-1730
Commander 4WD	06-10	Front	M24 X 2.0	87-1738
Compass	07-13	Front	M22 X 1.5	87-1728
		Rear, 4WD	M22 X 1.5	87-1728
Grand Cherokee 4WD	93-04	Front	M24 X 1.5	87-1730
	05-10	Front	M24 X 2.0	87-1738
	11-13	Front	M22 X 1.5	87-1739
Liberty	02-12	Front	M24 X 2.0	87-1738
Patriot	07-13	Front	M22 X 1.5	87-1728
		Rear, 4WD	M22 X 1.5	87-1728
Wagoneer (4WD)	84-90	Front	M24 X 1.5	87-1730

Kia				
Amanti	04-09	Front	M22 X 1.5	87-1191
Forte	10-12	Front	M22 X 1.5	87-1461
Optima	01-03	All	M22 X 1.5	87-1191
Rio	01-05	All	M20 X 1.5	87-1734
	06-07	Front	M22 X 1.5	87-1191
	08-11	Front	M22 X 1.5	87-1012
Rio5	06-07	Front	M22 X 1.5	87-1191
	08-11	Front	M22 X 1.5	87-1012
Sephia	94-01	Front	M22 X 1.5	87-1461
Soul	10-13	Front	M22 X 1.5	87-1012
Spectra	00-03	Front	M22 X 1.5	87-1461
		Rear	M22 X 1.5	87-1461
	2004	Front, 1.8L	M22 X 1.5	87-1461
		2.0L	M22 X 1.5	87-1191
		Rear	M22 X 1.5	87-1461
	05-09	Front	M22 X 1.5	87-1191
		Rear	M22 X 1.5	87-1461
Spectra5	05-09	Front	M22 X 1.5	87-1191
		Rear	M22 X 1.5	87-1461

Kia SUV/Truck/Van				
Borrego	2009	Front, 4WD	M24 X 1.5	87-1013
		Rear	M24 X 1.5	87-1013
Rondo	07-10	Front	M22 X 1.5	87-1191
Sedona	02-05	Front	M22 X 1.5	87-1461
	06-12	Front	M24 X 1.5	87-1013





AXLE SPINDLE NUTS

MAKE / MODEL

YEARS

SPECIFICATIONS

THREAD

PART #

Kia SUV/Truck/Van (Continued)

Sorento	03-09	Front, 4WD	M22 X 1.5	87-1461
	11-13	Front	M22 X 1.5	87-1191
		Rear	M22 X 1.5	87-1191
Sportage	05-06	Front	M22 X 1.5	87-1191
		Rear, AWD	M22 X 1.5	87-1191
		Rear, FWD	M22 X 1.5	87-1012
	2007	Front	M22 X 1.5	87-1191
		Rear, AWD (To 9/18/06)	M22 X 1.5	87-1191
		Rear, AWD (From 9/18/06)	M22 X 1.5	87-1012
	08-10	Front	M22 X 1.5	87-1191
		Rear, AWD	M22 X 1.5	87-1012
	11-13	Front	M22 X 1.5	87-1191
		Rear, AWD	M22 X 1.5	87-1461

Land Rover SUV/Truck/Van

Discovery	1999	Front, Series II	M24 X 1.5	87-1013
		Rear, Series II	M24 X 1.5	87-1013
	00-04	Front	M24 X 1.5	87-1013
		Rear	M24 X 1.5	87-1013
Freelander	02-05	Front	M24 X 1.5	87-1013
		Rear	M24 X 1.5	87-1013
LR3	05-09	Front	M24 X 1.5	87-1013
		Rear	M24 X 1.5	87-1013
Range Rover	96-02	Front	M24 X 1.5	87-1013
		Rear	M24 X 1.5	87-1013
	03-11	Front	M27 X 1.5	87-1737
		Rear	M27 X 1.5	87-1737
Range Rover Sport	06-12	Front	M24 X 1.5	87-1013
		Rear	M24 X 1.5	87-1013

Lexus

CT 200h	11-13	Front	M22 X 1.5	87-1712
ES 250	90-91	Front	M19 X 1.5	87-1711 ②
ES 300	92-01	All	M22 X 1.5	87-1712 ③
		Front	M22 X 1.5	87-1012
ES 330	04-06	Front	M22 X 1.5	87-1012
ES 350	07-12	Front	M22 X 1.5	87-1012
HS 250h	10-12	Front	M22 X 1.5	87-1012
IS 250	06-12	Front, AWD	M22 X 1.5	87-1012
LS 600h	08-13	Front	M22 X 1.5	87-1012

② Note: Spindle nut retainer for 87-1711, order: 87-5788. Flat Washer for 87-1711, order: 87-5795.

③ Note: Spindle nut retainer for 87-1712, order: 87-5789.

Lexus SUV/Truck/Van

GX 460	10-12	Front	M28 X 1.5	87-1729
GX 470	03-09	Front	M28 X 1.5	87-1729
RX 300	99-03	All	M22 X 1.5	87-1712 ③
RX330	04-06	Front	M22 X 1.5	87-1012
		Rear, AWD	M22 X 1.5	87-1012
RX 350	07-13	Front	M22 X 1.5	87-1012
		Rear, AWD	M22 X 1.5	87-1012
RX 400h	06-08	Front	M22 X 1.5	87-1012
		Rear, AWD	M22 X 1.5	87-1012
RX 450h	10-13	Front	M22 X 1.5	87-1012
		Rear, AWD	M22 X 1.5	87-1012

③ Note: Spindle nut retainer for 87-1712, order: 87-5789.

AXLE SPINDLE NUTS



MAKE / MODEL	YEARS	SPECIFICATIONS	THREAD	PART #
Lincoln				
Continental	88-02	Front	M20 X 1.5	87-1131
LS	00-06	Rear	M24 X 2.0	87-1738
Mark VIII	93-98	Rear	M24 X 2.0	87-1132
MKZ	07-12	Front	M22 X 1.5	87-1461
		Rear, AWD	M24 X 1.5	87-1013
Zephyr	2006	Front	M22 X 1.5	87-1461
		Rear	M24 X 1.5	87-1013

Lincoln SUV/Truck/Van

Aviator	03-05	Front	M20 X 1.5	87-1740
		Rear	M24 X 2.0	87-1738
Navigator (4WD)	98-02	Front	M24 X 2.0	87-1738
	03-11	Rear	M24 X 2.0	87-1738

Mazda

3	05-09	Front (From 1/6/05)	M22 X 1.5	87-1461
323	86-87	Front	M20 X 1.5	87-1291
		Rear, Drivers Side ⑥	M16 X 1.5	87-1463
	88-89	Front	M20 X 1.5	87-1291
		Rear, Drivers Side (Exc. Turbo) ⑥	M16 X 1.5	87-1463
		Rear, Turbo AWD	M20 X 1.5	87-1291
		Rear	M22 X 1.5	87-1461

⑥ Note: Fits driver side only; nut is **RIGHT HAND** thread.

6	03-05	Front	M22 X 1.5	87-1461	
		06-07	Front (Exc. Mazdaspeed)	M22 X 1.5	87-1461
			Front, Mazdaspeed	M24 X 1.5	87-1013
			Rear, Mazdaspeed	M22 X 1.5	87-1461
626	2008	Front	M22 X 1.5	87-1461	
		83-87	Front	M20 X 1.5	87-1291
			Rear	M16 X 1.5	87-1463
929	88-02	Front	M22 X 1.5	87-1461	
		Rear	M22 X 1.5	87-1461	
929	88-91	Front	M22 X 1.0	87-1462	
		Rear	M22 X 1.0	87-1462	
	92-95	Front	M24 X 1.5	87-1013	
		Rear	M24 X 1.5	87-1013	
GLC	81-85	Front	M20 X 1.5	87-1291	
	81-85	Rear ⑤	M16 X 1.5	87-1463	

⑤ Note: Fits both driver and passenger sides; nut is **RIGHT HAND** thread.

Millenia	1995	Front, 2.3L (To Chassis # 138176)	M24 X 1.5	87-1013
		Front, 2.3L (From Chassis #138176)	M22 X 1.5	87-1461
		Front, 2.5L	M22 X 1.5	87-1461
		Rear	M22 X 1.5	87-1461
	96-00	Front	M22 X 1.5	87-1461
		Rear, To 6/13/00	M22 X 1.5	87-1461
		Rear, From 6/13/00	M24 X 1.5	87-1013
	01-02	Front, 2.3L	M24 X 1.5	87-1013
		Front, 2.5L	M22 X 1.5	87-1461
		Rear	M24 X 1.5	87-1013
MX-3	92-95	Front	M22 X 1.5	87-1461
		Rear	M22 X 1.5	87-1461
MX-5 Miata	90-97	Front	M20 X 1.5	87-1715
		Rear	M20 X 1.5	87-1715
	99-05	Front	M20 X 1.5	87-1715
		Rear	M22 X 1.5	87-1461
MX-6	06-12	Rear	M22 X 1.5	87-1461
		88-97	Front	M22 X 1.5
	Rear		M22 X 1.5	87-1461





AXLE SPINDLE NUTS

MAKE / MODEL	YEARS	SPECIFICATIONS	THREAD	PART #
Mazda (Continued)				
Protege	90-00	Front	M22 X 1.5	87-1461
		Rear	M22 X 1.5	87-1461
	01-03	Front	M22 X 1.5	87-1461
		Rear, Disc Brakes Rear, Drum Brakes	M24 X 1.5 M22 X 1.5	87-1013 87-1461
Protege5	02-03	Front	M22 X 1.5	87-1461
		Rear	M24 X 1.5	87-1013
RX-8	01-11	Rear	M24 X 1.5	87-1013

Mazda SUV/Truck/Van

5	06-09	Front	M22 X 1.5	87-1461
B3000 4WD	01-02	All	M22 X 1.5	87-1739
B4000 4WD	01-09	All	M22 X 1.5	87-1739
CX-7	07-11	Front	M24 X 1.5	87-1013
		Rear, AWD	M22 X 1.5	87-1461
CX-9	07-12	Front	M24 X 1.5	87-1013
		Rear, AWD	M22 X 1.5	87-1461
MPV	89-98 00-05	Front	M24 X 1.5	87-1013
		Front	M22 X 1.5	87-1461
		Rear	M24 X 1.5	87-1013
Tribute	01-12	Front	M22 X 1.5	87-1739
		Rear, 4WD	M22 X 1.5	87-1739

Mercedes Benz

All, Exc. E, ML & S Series	93-00	Rear, Cross Groove Design	M24 X 1.5	87-1726
ML320, ML430	98-99	Front	M24 X 1.5	87-1749

Mercury

Capri	91-94	Front	M20 X 1.5	87-1291
		Rear	M24 X 2.0	87-1132
		Front	M22 X 1.5	87-1739
Cougar	99-02	Rear	M22 X 1.5	87-1739
		Front	M20 X 1.5	87-1291
LN7	82-83	Front	M20 X 1.5	87-1291
Lynx	81-87	Front	M20 X 1.5	87-1291
Milan	06-09 10-11	Rear, FWD	M24 X 1.5	87-1013
		Front	M22 X 1.5	87-1461
		Rear, FWD	M24 X 1.5	87-1013
Montego	05-07	Front	M22 X 1.5	87-1739
		Rear	M22 X 1.5	87-1739
Mystique	95-00	Front	M22 X 1.5	87-1739
Sable	86-05	Front	M20 X 1.5	87-1131
Topaz	84-94	All	M20 X 1.5	87-1291
Tracer	88-89	Front	M20 X 1.5	87-1291
		Rear, Drivers Side ⑥	M16 X 1.5	87-1463
	91-99	All	M22 X 1.5	87-1461
		Rear	M22 X 1.5	87-1461

⑥ Note: Fits driver side only; nut is **RIGHT HAND** thread.

Mercury SUV/Truck/Van

Mariner	05-11	Front	M22 X 1.5	87-1739
		Rear	M22 X 1.5	87-1739
Mountaineer (4WD)	97-01	Front	M22 X 1.5	87-1739
		Rear	M24 X 2.0	87-1738
	02-05	Front	M20 X 1.5	87-1740
		Rear	M24 X 2.0	87-1738
		Front	M22 X 1.5	87-1739
06-10	Rear	M24 X 2.0	87-1738	



WARNING: Cancer and Reproductive Harm

AXLE SPINDLE NUTS



MAKE / MODEL YEARS SPECIFICATIONS THREAD PART #

Mercury SUV/Truck/Van (Continued)

Villager	93-02	Front	M24 X 1.5	87-1532
		Rear	M24 X 1.5	87-1532

Mini

Cooper	02-13	Front	M22 X 1.5	87-1012
--------	-------	-------	-----------	---------

Mitsubishi

3000GT	91-99	Front	M22 X 1.5	87-1191
Cordia	83-88	Front	M22 X 1.5	87-1191
Diamante	92-04	Front	M22 X 1.5	87-1191
Eclipse	90-12	Front	M22 X 1.5	87-1191
Galant	85-13	Front	M22 X 1.5	87-1191
Lancer	03-06	Front, Evolution	M22 X 1.5	87-1191
		Rear, Evolution	M22 X 1.5	87-1191
	2008	Front	M22 X 1.5	87-1191
		Rear, Evolution	M22 X 1.5	87-1191
	09-10	Front	M22 X 1.5	87-1191
		Rear, Evolution	M22 X 1.5	87-1191
	11-13	Rear, Ralliart, Ralliart Sportback	M22 X 1.5	87-1191
		Front (Exc. Evolution)	M22 X 1.5	87-1012
		Front, Evolution	M22 X 1.5	87-1191
			Rear, Evolution	M22 X 1.5
Mirage	85-02	Front	M22 X 1.5	87-1191
Precis	87-94	Front	M22 X 1.5	87-1191
Sigma	89-90	Front	M22 X 1.5	87-1191
Tredia	83-88	All	M22 X 1.5	87-1191

Mitsubishi SUV/Truck/Van

Endeavor	04-08	Front	M22 X 1.5	87-1191
		Rear, AWD	M22 X 1.5	87-1191
	10-12	Front	M22 X 1.5	87-1191
		Rear, AWD	M22 X 1.5	87-1191
Expo	92-95	Front	M22 X 1.5	87-1191
		Rear, AWD	M22 X 1.5	87-1191
Expo LRV	92-93	Front	M22 X 1.5	87-1191
		Rear, AWD	M22 X 1.5	87-1191
	1994	Front	M22 X 1.5	87-1191
Montero	01-06	Front	M22 X 1.5	87-1191
		Rear	M24 X 1.5	87-1725
Outlander	07-13	Front	M22 X 1.5	87-1191
		Rear, AWD	M22 X 1.5	87-1191
Outlander Sport	11-13	Front	M22 X 1.5	87-1191
		Rear, AWD	M22 X 1.5	87-1191
Raider 4WD	06-09	Front	M24 X 2.0	87-1738

Nissan/Datsun

200SX	84-88	Rear	M22 X 1.0	87-1531
		Front	M22 X 1.5	87-1161
		Rear	M22 X 1.5	87-1723
240SX	89-98	Rear	M24 X 1.5	87-1532
300ZX	90-96	Rear, (Exc. Turbo)	M24 X 1.5	87-1532
350Z	03-09	Rear	M24 X 1.5	87-1746
Altima	93-01	Front	M24 X 1.5	87-1532
	02-12	Front	M24 X 1.5	87-1746
Cube	09-13	Front	M22 X 1.5	87-1744
GT-R	09-12	Front	M24 X 1.5	87-1746
		Rear	M24 X 1.5	87-1746



AXLE SPINDLE NUTS

MAKE / MODEL

YEARS

SPECIFICATIONS

THREAD

PART #

Nissan/Datsun (Continued)

Leaf	11-13	Front	M24 X 1.5	87-1746
Maxima	85-88	Front	M24 X 1.5	87-1532
	89-97	Front	M24 X 1.5	87-1532
		Rear	M22 X 1.5	87-1723
	98-99	Front	M24 X 1.5	87-1532
	00-13	Front	M24 X 1.5	87-1746
NX	91-93	Front	M22 X 1.5	87-1161
		Rear	M22 X 1.5	87-1723
Pulsar	1983	Front	M22 X 1.0	87-1531
Pulsar NX	83-86	Front	M22 X 1.0	87-1531
	87-90	Front	M22 X 1.5	87-1161
		Rear	M22 X 1.5	87-1723
Sentra	82-86	Front	M22 X 1.0	87-1531
	87-99	Front	M22 X 1.5	87-1161
		Rear	M22 X 1.5	87-1723
	00-01	Front	M22 X 1.5	87-1744
	02-06	Front, 1.8L	M22 X 1.5	87-1744
		Rear, 1.8L	M22 X 1.5	87-1744
	02-06	Front, 2.5L	M24 X 1.5	87-1746
		Rear, 2.5L	M24 X 1.5	87-1746
	07-12	Front	M24 X 1.5	87-1746
	Stanza	82-86	Front	M22 X 1.0
87-92		Front	M24 X 1.5	87-1532
86-99		Rear, AWD Wagon	M24 X 1.5	87-1532
Versa	07-12	Front	M22 X 1.5	87-1744

Nissan SUV/Truck/Van

Armada	05-13	Front	M24 X 1.5	87-1746
	05-13	Rear	M24 X 1.5	87-1746
Axxess	1990	Front	M24 X 1.5	87-1532
		Rear, AWD	M24 X 1.5	87-1532
		Rear, FWD	M22 X 1.5	87-1723
Frontier (4WD)	05-12	Front	M24 X 1.5	87-1746
Juke	11-13	Front	M24 X 1.5	87-1746
		Rear, AWD	M22 X 1.5	87-1744
Murano	03-07	Front	M24 X 1.5	87-1746
		Rear, AWD	M24 X 1.5	87-1746
	09-13	Front	M24 X 1.5	87-1746
		Rear, AWD	M24 X 1.5	87-1746
Pathfinder	2004	Armada, Front	M24 X 1.5	87-1746
		Armada, Rear	M24 X 1.5	87-1746
	05-07	Front, 2WD	M24 X 1.5	87-1746
		Front, 4WD	M24 X 1.5	87-1746
	08-09	Rear	M24 X 1.5	87-1746
		Front, 2WD	M24 X 1.5	87-1746
		Front, 4WD	M24 X 1.5	87-1746
10-12	Front, 4WD	M24 X 1.5	87-1746	
Quest	93-02	Front	M24 X 1.5	87-1532
	04-09	Front	M24 X 1.5	87-1746
	11-13	Front	M24 X 1.5	87-1746
Rogue	08-13	Front	M24 X 1.5	87-1746
		Rear, AWD	M22 X 1.5	87-1744
Titan	04-13		M24 X 1.5	87-1746
Xterra	05-12	Front, 4WD	M24 X 1.5	87-1746

Oldsmobile

88	92-99	Front	M27 X 2.0	87-1721
-----------	-------	-------	-----------	---------

AXLE SPINDLE NUTS



MAKE / MODEL	YEARS	SPECIFICATIONS	THREAD	PART #
Oldsmobile (Continued)				
98	85-91	Front	M24 X 2.0	87-1132
	92-96	Front	M27 X 2.0	87-1721
Achieva	92-98	Front	M20 X 1.5	87-1131
Alero	99-04	Front	M24 X 2.0	87-1738
Aurora	95-03	Front	M27 X 2.0	87-1721
Calais	85-87	Front	M20 X 1.5	87-1131
Cutlass	97-99	Front	M24 X 2.0	87-1738
Cutlass Calais	88-91	Front	M20 X 1.5	87-1131
Cutlass Ciera	82-91	Front, LD Brakes	M20 X 1.5	87-1131
	83-93	Front, HD Brakes	M24 X 2.0	87-1132
	94-96	Front	M27 X 2.0	87-1721
Cutlass Cruiser	87-91	Front, LD Brakes	M20 X 1.5	87-1131
	87-93	Front, HD Brakes	M24 X 2.0	87-1132
	1994	Front	M27 X 2.0	87-1721
Cutlass Supreme	1988	Front, 2.8L	M24 X 2.0	87-1132
	89-96	Front	M24 X 2.0	87-1132
	1997	Front	M27 X 2.0	87-1721
Delta 88	86-91	Front	M24 X 2.0	87-1132
Firenza	82-88	Front	M20 X 1.5	87-1131
Intrigue	98-01	Front	M27 X 2.0	87-1721
LSS	96-99	All	M27 X 2.0	87-1721
Omega	80-84	All	M20 X 1.5	87-1131
Regency	97-98	Front	M27 X 2.0	87-1721
Toronado	79-85	All	M24 X 1.5	87-1730
	86-91	All	M24 X 2.0	87-1132
	1992	All	M27 X 2.0	87-1721

Oldsmobile SUV/Truck/Van

Bravada (4WD)	91-95	Front	M24 X 1.5	87-1730
	1996	Front, (1st Design, Standard Nut)	M24 X 1.5	87-1730
		Front, (2nd Design, Self Locking Nut)	M24 X 2.0	87-1132
	97-04	Front	M24 X 2.0	87-1132
Silhouette	90-91	Front	M24 X 2.0	87-1132
	92-04	Front	M27 X 2.0	87-1721
		Rear, AWD	M27 X 2.0	87-1721

Plymouth

Acclaim	89-95	Front	M22 X 1.5	87-1161
Breeze	96-99	Front	M22 X 1.5	87-1728
Caravelle	85-88	Front	M22 X 1.5	87-1161
Champ	79-82	Front	M22 X 1.5	87-1191
Colt	83-94	Front	M22 X 1.5	87-1191
Horizon	80-90	Front	M22 X 1.5	87-1161
Laser	90-94	Front	M22 X 1.5	87-1191
Neon	95-99	Front	M20 X 1.5	87-1722
Prowler	97-01	Rear	M27 X 2.0	87-1721
Reliant	81-89	Front	M22 X 1.5	87-1161
Scamp	1983	Front	M22 X 1.5	87-1161
Sundance	87-94	Front	M22 X 1.5	87-1161

Plymouth SUV/Truck/Van

Grand Voyager	88-00	Front	M22 X 1.5	87-1161
	91-95	Rear, AWD	M22 X 1.5	87-1161
	96-97	Rear, Drum Brakes Only	M22 X 1.5	87-1161
Voyager	84-00	Front	M22 X 1.5	87-1161
	91-93	Rear, AWD	M22 X 1.5	87-1161
	96-97	Rear, Drum Brakes Only	M22 X 1.5	87-1161





AXLE SPINDLE NUTS

MAKE / MODEL	YEARS	SPECIFICATIONS	THREAD	PART #
Pontiac				
6000	82-91	Front, LD Brakes	M20 X 1.5	87-1131
	83-91	Front, HD Brakes	M24 X 2.0	87-1132
Bonneville	87-91	Front	M24 X 2.0	87-1132
	92-05	Front	M27 X 2.0	87-1721
Fiero	84-88	Rear	M20 X 1.5	87-1131
G5	07-09	Front	M20 X 1.5	87-1131
G6	05-10	Front	M24 X 2.0	87-1738
Grand Am	85-98	Front	M20 X 1.5	87-1131
	99-05	Front	M24 X 2.0	87-1738
Grand Prix	88-96	Front	M24 X 2.0	87-1132
	97-08	Front	M27 X 2.0	87-1721
J2000	82-83	Front	M20 X 1.5	87-1131
J2000 Sunbird	84-85	Front	M20 X 1.5	87-1131
LeMans	88-93	Front	M20 X 1.0	87-1412
Phoenix	80-84	Front	M20 X 1.5	87-1131
Solstice	06-09	Rear	M24 X 2.0	87-1738
Sunbird	86-94	Front	M20 X 1.5	87-1131
Sunfire	95-05	Front	M20 X 1.5	87-1131
Vibe	03-10	Front	M22 X 1.5	87-1012
	03-06	Rear, AWD	M22 X 1.5	87-1012
	09-10	Rear, AWD	M22 X 1.5	87-1012
Pontiac SUV/Truck/Van				
Aztek	01-05	Front	M27 X 2.0	87-1721
		Rear, AWD	M27 X 2.0	87-1721
Montana	99-06	Front	M27 X 2.0	87-1721
	02-06	Rear, AWD	M27 X 2.0	87-1721
Torrent	2006	Front	M27 X 2.0	87-1721
		Rear, AWD	M20 X 1.5	87-1131
	07-09	Front	M24 X 2.0	87-1738
		Rear, AWD	M24 X 2.0	87-1738
Trans Sport	90-91	All	M24 X 2.0	87-1132
	92-98	All	M27 X 2.0	87-1721
Porsche				
356, A, B, C	50-64	Rear	M24 X 1.5	87-1725
912	65-69	Rear	M24 X 1.5	87-1725
914	70-76	Rear	M24 X 1.5	87-1725
924	77-82	Rear	M24 X 1.5	87-1725
944	83-85	Rear	M24 X 1.5	87-1725
Saab				
9-2x	05-06	Front	M22 X 1.5	87-1012
		Rear	M22 X 1.5	87-1012
9-3	99-02	Front	M22 X 1.5	87-1072
9-5	99-01	Front	M22 X 1.5	87-1072
900	80-98	Front	M22 X 1.5	87-1072
9000	86-98	Front	M22 X 1.5	87-1072
Saturn				
Aura	07-09	Front	M24 X 2.0	87-1738
Ion	03-07	Front	M20 X 1.5	87-1131
L-Series	00-05	All	M20 X 1.0	87-1412
S-Series	91-02	All	M20 X 1.5	87-1131
Sky	07-10	Rear	M24 X 2.0	87-1738

AXLE SPINDLE NUTS



MAKE / MODEL	YEARS	SPECIFICATIONS	THREAD	PART #
Saturn SUV/Truck/Van				
Outlook	07-10	Front	M27 X 2.0	87-1721
		Rear, AWD	M27 X 2.0	87-1721
Relay	05-07	Front	M27 X 2.0	87-1721
	05-06	Rear, AWD	M27 X 2.0	87-1721
VUE	02-07	Front	M27 X 2.0	87-1721
		Rear, AWD	M20 X 1.5	87-1131
	08-10	Front	M24 X 2.0	87-1738
		Rear, AWD	M24 X 2.0	87-1738

Scion

tC	05-13	Front	M22 X 1.5	87-1012
xA	04-06	Front	M22 X 1.5	87-1012
xB	04-06	Front	M22 X 1.5	87-1012
	08-13	Front	M22 X 1.5	87-1012
xD	08-13	Front	M22 X 1.5	87-1012

Sterling

825, 827	87-91	All	M24 X 1.5	87-1013
----------	-------	-----	-----------	---------

Subaru

DL (FWD)	73-4/78	Front	M24 X 1.5	87-1013
	4/78-89	Front	M24 X 1.5	87-1643
DL (4WD)	73-79	Front	M24 X 1.5	87-1013
	80-89	Front	M24 X 1.5	87-1643
FE	1979	Front	M24 X 1.5	87-1643
GF	75-4/78	Front	M24 X 1.5	87-1013
	4/78-79	Front	M24 X 1.5	87-1643
GL	72-75	Front	M24 X 1.5	87-1013
	80-89	Front	M24 X 1.5	87-1643
GL-10	87-89	Front	M24 X 1.5	87-1643
GLF	80-82	Front	M24 X 1.5	87-1643
Impreza	93-13	Front	M22 X 1.5	87-1012
		Rear	M22 X 1.5	87-1012
Justy	87-88	Front	M18 X 1.5	87-1641
		Rear, 4WD	M18 X 1.5	87-1641
	89-94	All	M20 X 1.5	87-1642
		Rear, 4WD	M18 X 1.5	87-1641
Legacy	90-03	Front	M22 X 1.5	87-1012
		Rear	M22 X 1.5	87-1012
Loyale	90-94	Front	M24 X 1.5	87-1643
		Rear, 4WD	M24 X 1.5	87-1643
Outback	00-13	Front	M22 X 1.5	87-1012
		Rear	M22 X 1.5	87-1012
RX	86-89	Front	M24 X 1.5	87-1643
		Rear	M24 X 1.5	87-1643
Standard	76-79	Front	M24 X 1.5	87-1013
	80-87	Front	M24 X 1.5	87-1643
SVX	92-97	Front	M22 X 1.5	87-1012
		Rear	M22 X 1.5	87-1012
XT	85-91	Front	M24 X 1.5	87-1643
		Rear, 4WD	M24 X 1.5	87-1643

Subaru SUV/Truck/Van

B9 Tribeca	03-06	Front	M22 X 1.5	87-1012
		Rear	M22 X 1.5	87-1012
Baja	06-07	Front	M22 X 1.5	87-1012
		Rear	M22 X 1.5	87-1012





AXLE SPINDLE NUTS

MAKE / MODEL

YEARS

SPECIFICATIONS

THREAD

PART #

Subaru SUV/Truck/Van (Continued)

Brat	78-81	Front	M24 X 1.5	87-1013
	82-87	Front	M24 X 1.5	87-1643
Forester	98-12	Front	M22 X 1.5	87-1012
		Rear	M22 X 1.5	87-1012
Tribeca	08-13	Front	M22 X 1.5	87-1012
		Rear	M22 X 1.5	87-1012

Suzuki

Aerio	02-07	Front	M18 X 1.5	87-1311
	03-07	Rear, AWD	M18 X 1.5	87-1311
Esteem	95-02	Front	M18 X 1.5	87-1311
Kizashi	10-13	Front	M22 X 1.5	87-1012
		Rear, AWD	M22 X 1.5	87-1012
Swift	88-01	Front	M18 X 1.5	87-1311

Suzuki SUV/Truck/Van

Grand Vitara	06-13	Front	M22 X 1.5	87-1012
		Rear	M22 X 1.5	87-1012
XL-7	07-09	Front	M24 X 2.0	87-1738

Toyota

Avalon	95-04	Front	M22 X 1.5	87-1712 ③
	05-12	Front	M22 X 1.5	87-1012
Camry	83-8/91	Front	M19 X 1.5	87-1711 ②
	8/91-03	Front	M22 X 1.5	87-1712 ③
	04-12	Front	M22 X 1.5	87-1012
Celica	80-8/91	Front	M19 X 1.5	87-1711 ②
	8/91-98	Front	M22 X 1.5	87-1712 ③
	99-05	Front	M22 X 1.5	87-1012
Corolla	80-8/91	Front	M19 X 1.5	87-1711 ②
	8/91-01	Front	M22 X 1.5	87-1712 ③
	02-13	Front	M22 X 1.5	87-1012
Echo	00-05	Front	M22 X 1.5	87-1012
Matrix	03-13	Front	M22 X 1.5	87-1012
	03-06	Rear, AWD	M22 X 1.5	87-1012
	09-13	Rear, AWD	M22 X 1.5	87-1012
MR2	85-89	Rear	M19 X 1.5	87-1711 ②
	91-95	Rear, (Exc. Turbo)	M22 X 1.5	87-1712 ③
		Rear, Turbo	M22 X 1.5	87-1732
MR2 Spyder	00-05	Rear	M22 X 1.5	87-1012
Paseo	92-98	Front	M22 X 1.5	87-1712 ③
Prius	01-12	Front	M22 X 1.5	87-1012
Prius V	12-13	Front	M22 X 1.5	87-1012
Solara	99-03	Front	M22 X 1.5	87-1712 ③
	04-08	Front	M22 X 1.5	87-1012
Supra	80-85	Front	M19 X 1.5	87-1711 ②
	87-88	Rear	M22 X 1.5	87-1732
Tercel	80-8/91	Front	M19 X 1.5	87-1711 ②
	8/91-98	Front	M22 X 1.5	87-1712 ③
Yaris	07-12	Front	M22 X 1.5	87-1012

② Note: Spindle nut retainer for 87-1711 order: 87-5788. Flat washer for 87-1711 order: 87-5795.

③ Note: Spindle nut retainer for 87-1712 order: 87-5789.

Toyota SUV/Truck/Van

4 Runner	96-13	Front, 4WD	M28 X 1.5	87-1729
FJ Cruiser	07-13	Front, 4WD	M28 X 1.5	87-1729
Highlander	01-13	Front	M22 X 1.5	87-1012
	01-10	Rear, AWD	M22 X 1.5	87-1012

AXLE SPINDLE NUTS



MAKE / MODEL	YEARS	SPECIFICATIONS	THREAD	PART #
Toyota SUV/Truck/Van (Continued)				
RAV4	96-00	Front	M22 X 1.5	87-1712 ③
		Rear, AWD	M22 X 1.5	87-1712 ③
	01-05	Front	M22 X 1.5	87-1012
		Rear, AWD	M22 X 1.5	87-1712 ③
	06-12	Front	M22 X 1.5	87-1012
		Rear, AWD	M22 X 1.5	87-1012
Sequoia	01-07	Front, 4WD	M28 X 1.5	87-1729
Tacoma	95-00	Front, 4WD, w/Automatic Disconnecting Differential		
			M28 X 1.5	87-1729
	01-13	Front, 4WD	M28 X 1.5	87-1729
Tundra	00-06	Front, 4WD	M28 X 1.5	87-1729
Previa	91-97	Front	M22 X 1.5	87-1712 ③
Sienna	98-03	Front, AWD	M22 X 1.5	87-1712 ③
	04-12	Front, AWD	M22 X 1.5	87-1012
Venza	09-13	Front	M22 X 1.5	87-1012
		Rear, AWD	M22 X 1.5	87-1012

③ Note: Spindle nut retainer for 87-1712 order: 87-5789.

Volkswagen

411, 412 (Type IV)	71-74	Front, Left	M16 X 1.5	98-4049
		Front, Right	M16 X 1.5	98-4050
		Rear	M24 X 1.5	87-1725
Beetle (New)	99-10	All	M20 X 1.5	87-1740
Beetle (Type 1)	50-65	Front, Left (OEM Design)	M18 X 1.5	98-4051-B ①
		Front, Right (OEM Design)	M18 X 1.5	98-4052-B ①
		Front Left (Clamp Nut Design)	M18 X 1.5	22-2986-1
		Front Right (Clamp Nut Design)	M18 X 1.5	22-2986-2
	66-74	Rear	M24 X 1.5	87-1725
		Front, Left	M16 X 1.5	98-4049
		Front, Right	M16 X 1.5	98-4050
		Rear	M24 X 1.5	87-1725
Cabrio	95-02	Front	M20 X 1.5	87-1071
Cabriolet	85-93	Front	M20 X 1.5	87-1071
Corrado	90-94	Front	M20 X 1.5	87-1740
Dasher	74-81	Front	M20 X 1.5	87-1071
Fastback (Type III)	66-73	Front, Left	M16 X 1.5	98-4049
		Front, Right	M16 X 1.5	98-4050
		Rear	M24 X 1.5	87-1725
Fox	87-93	Front	M20 X 1.5	87-1071
Golf	85-94	Front	M20 X 1.5	87-1071
		Front, Exc. 2.8L	M20 X 1.5	87-1071
	95-98	Front, 2.8L	M20 X 1.5	87-1740
		Front	M20 X 1.5	87-1740
Jetta	80-93	Front	M20 X 1.5	87-1071
		Front, Exc. 2.8L	M20 X 1.5	87-1071
	94-98	Front, 2.8L	M20 X 1.5	87-1740
		Front	M20 X 1.5	87-1740
Karmann Ghia	55-65	Front, Left	M18 X 1.5	22-2986-1
		Front, Right	M18 X 1.5	22-2986-2
		Rear	M24 X 1.5	87-1725
	66-74	Front, Left	M16 X 1.5	98-4049
		Front, Right	M16 X 1.5	98-4050
		Rear	M24 X 1.5	87-1725





AXLE SPINDLE NUTS

MAKE / MODEL

YEARS

SPECIFICATIONS

THREAD

PART #

Volkswagen (Continued)

Passat	90-92	Front	M20 X 1.5	87-1071
	93-97	Front, Exc. 2.8L	M20 X 1.5	87-1071
		Front, 2.8L	M20 X 1.5	87-1740
	98-01	4 Cyl.	M14 X 1.5	87-1724 ②
		6 Cyl.	M16 X 1.5	87-1727 ②
02-05	Front	M16 X 1.5	87-1727 ②	
	Phaeton	04-06	Front	M16 X 1.5
Rear		M16 X 1.5	87-1727 ②	
Quantum	82-88	Front	M20 X 1.5	87-1071
Rabbit	75-84	Front	M20 X 1.5	87-1071
Scirocco	75-88	Front	M20 X 1.5	87-1071
Squareback (Type III)	66-73	Front, Left	M16 X 1.5	98-4049
		Front, Right	M16 X 1.5	98-4050
		Rear	M24 X 1.5	87-1725
Thing	73-74	Front, Left	M16 X 1.5	98-4049
		Front, Right	M16 X 1.5	98-4050
		Rear	M24 X 1.5	87-1725
		Rear	M24 X 1.5	87-1725

① Note: 2 required, use Lock Plate 98-4057-B

② Note: 87-1724 and 87-1727 are Spindle Bolts.

Volkswagen SUV/Truck/Van

Eurovan	92-03	All	M16 X 1.5	87-1727 ①
Type II	50-63	Front, Left	M22 X 1.5	98-4053-B ③
		Front, Right	M22 X 1.5	98-4055-B ③
		Rear	M24 X 1.5	87-1725
	64-67	Front, Left	M18 X 1.0	98-4054-B ④
		Front, Right	M18 X 1.0	98-4056-B ④
68-79	Front, Left	M18 X 1.0	98-8730-B	
	Front, Right	M18 X 1.0	98-8731-B	

③ Note: 2 required, use Lock Plate 98-4058-B

④ Note: 2 required, use Lock Plate 98-4057-B

Volvo

850	93-95	Front, Sedan, (To Ch. #219645)	M20 X 1.5	87-1734
	93-95	Front, Wagon, (To Ch. #121428)	M20 X 1.5	87-1734
940	91-95	Front	M24 X 1.5	87-1749
960	92-97	Front	M24 X 1.5	87-1749
C70	1998	Front	M20 X 1.5	87-1734
S40	2000	Front	M20 X 1.5	87-1734
S90	1998	Front	M24 X 1.5	87-1749
V40	2000	Front	M20 X 1.5	87-1734
V90	1998	Front	M24 X 1.5	87-1749

Yugo

GV, GVL	85-91	All	M20 X 1.5	87-1291
----------------	-------	-----	-----------	---------

AXLE SPINDLE NUT ILLUSTRATIONS



Part No.	22-2986-1	22-2986-2	87-1011	87-1012	87-1013	87-1071	87-1072
Thread Size	M18 X 1.5	M18 X 1.5	M22 X 1.5	M22 X 1.5	M24 X 1.5	M20 X 1.5	M22 X 1.5
Style	Clamp	Clamp	Castle	Stake	Stake	Self Lock	Self Lock
Stamp #	L (LH)	R (RH)	1 or 1011	2 or 1012	3 or 1013	22 or 1071	23 or 1072

Part No.	87-1131	87-1132	87-1161	87-1191	87-1291	87-1311	87-1411
Thread Size	M20 X 1.5	M24 X 2.0	M22 X 1.5	M22 X 1.5	M20 X 1.5	M18 X 1.5	M20 X 1.0
Style	Self Lock	Self Lock	Standard	Castle	Stake	Stake	Stake
Stamp #	16 or 1131	17 or 1132	7 or 1161	4 or 1191	9 or 1291	14 or 1311	12 or 1411

Part No.	87-1412	87-1461	87-1462	87-1463	87-1531	87-1532	87-1641
Thread Size	M20 X 1.0	M22 X 1.5	M22 X 1.0	M16 X 1.5	M22 X 1.0	M24 X 1.5	M18 X 1.5
Style	Castle	Stake	Stake	Stake (RH)	Castle	Standard	Castle
Stamp #	13 or 1412	10 or 1461	11 or 1462	24 or 1463	5 or 1531	6 or 1532	18 or 1641

Part No.	87-1642	87-1643	87-1711	87-1712	87-1715	87-1720	87-1721
Thread Size	M20 X 1.5	M24 X 1.5	M19 X 1.5	M22 X 1.5	M20 X 1.5	M26 X 1.5	M27 X 2.0
Style	Castle	Castle	Standard	Standard	Stake	Stake	Self Lock
Stamp #	19 or 1642	20 or 1643	15 or 1711	27 or 1712	26 or 1715	28 or 1720	29 or 1721

Part No.	87-1722	87-1723	87-1724	87-1725	87-1726	87-1727	87-1728
Thread Size	M20 X 1.5	M22 X 1.5	M14 X 1.5	M24 X 1.5	M24 X 1.5	M16 X 1.5	M22 X 1.5
Style	Standard	Standard	Bolt	Castle	Stake	Bolt	Standard
Stamp #	30 or 1722	36 or 1723	None	31 or 1725	32 or 1726	None	33 or 1728

Part No.	87-1729	87-1730	87-1731	87-1732	87-1734	87-1736	87-1737
Thread Size	M28 X 1.5	M24 X 1.5	M22 X 1.5	M22 X 1.5	M20 X 1.5	M22 X 1.5	M27 X 1.5
Style	Standard	Standard	Standard	Standard	Stake	Standard	Stake
Stamp #	34 or 1729	37 or 1730	1731	1732	1734	1736	1737



AXLE SPINDLE NUT ILLUSTRATIONS

Part No.	87-1738	87-1739	87-1740	87-1744	87-1745	87-1746	87-1749
Thread Size	M24 X 2.0	M22 X 1.5	M20 X 1.5	M22 X 1.5	M24 X 2.0	M24 X 1.5	M24 X 1.5
Style	Self Lock	Self Lock	Stake	Standard	Nylon Lock	Standard	Self Lock
Stamp #	1738	1739	1740	1744	1745	1746	1749
Part No.	87-1750	87-5788	87-5789	87-5795 (10pcs)	98-4049-B	98-4050-B	98-4051-B
Thread Size	1 1/8 - 18	Retainer	Retainer	*Washer	M16 X 1.5	M16 X 1.5	M18 X 1.5
Style	Castle	For 87-1711	For 87-1712	For 87-1711	Clamp (LH)	Clamp	Standard (LH)
Stamp #	None	None	None	None	L	R	L
Part No.	98-4052-B	98-4053-B	98-4054-B	98-4055-B	98-4056-B	98-8730-B	98-8731-B
Thread Size	M18 X 1.5	M22 X 1.5	M18 X 1.0	M22 X 1.5	M18 X 1.0	M18 X 1.0	M18 X 1.0
Style	Standard	Standard (LH)	Standard (LH)	Standard	Standard	Clamp (LH)	Clamp
Stamp #	None	L	L	None	None	None	None

Spindle Nuts Sorted by Thread Size

Thread Size	EMPI #	Stamp #	Thread Size	EMPI #	Stamp #	Thread Size	EMPI #	Stamp #
1-1/8 - 18	87-1750	N/A	M20 X 1.5	87-1131	16 or 1131	M22 X 1.5	87-1736	1736
M14 X 1.5	87-1724	Bolt	M20 X 1.5	87-1291	9 or 1291	M22 X 1.5	87-1739	1739
M16 X 1.5	87-1463	24 or 1463	M20 X 1.5	87-1642	19 or 1642	M22 X 1.5	87-1744	1744
M16 X 1.5	87-1727	Bolt	M20 X 1.5	87-1715	26 or 1715	M22 X 1.5	98-4053-B	L
M16 X 1.5	98-4049	L	M20 X 1.5	87-1722	30 or 1722	M22 X 1.5	98-4055-B	None
M16 X 1.5	98-4050	R	M20 X 1.5	87-1734	1734	M24 X 1.5	87-1013	3 or 1013
M18 X 1.0	98-4054-B	L	M20 X 1.5	87-1740	1740	M24 X 1.5	87-1532	6 or 1532
M18 X 1.0	98-4056-B	None	M22 X 1.0	87-1462	11 or 1462	M24 X 1.5	87-1643	20 or 1643
M18 X 1.0	98-8730-B	None	M22 X 1.0	87-1531	5 or 1531	M24 X 1.5	87-1725	31 or 1725
M18 X 1.0	98-8731-B	None	M22 X 1.5	87-1011	1 or 1011	M24 X 1.5	87-1726	32 or 1726
M18 X 1.5	22-2986-1	L	M22 X 1.5	87-1012	2 or 1012	M24 X 1.5	87-1730	37 or 1730
M18 X 1.5	22-2986-2	R	M22 X 1.5	87-1072	23 or 1072	M24 X 1.5	87-1746	1746
M18 X 1.5	87-1311	14 or 1311	M22 X 1.5	87-1161	7 or 1161	M24 X 1.5	87-1749	1749
M18 X 1.5	87-1641	18 or 1641	M22 X 1.5	87-1191	4 or 1191	M24 X 2.0	87-1132	17 or 1132
M18 X 1.5	98-4051-B	L	M22 X 1.5	87-1461	10 or 1461	M24 X 2.0	87-1738	1738
M18 X 1.5	98-4052-B	None	M22 X 1.5	87-1712	27 or 1712	M24 X 2.0	87-1745	1745
M19 X 1.5	87-1711	15 or 1711	M22 X 1.5	87-1723	36 or 1723	M26 X 1.5	87-1720	28 or 1720
M20 X 1.0	87-1411	12 or 1411	M22 X 1.5	87-1728	33 or 1728	M27 X 1.5	87-1737	1737
M20 X 1.0	87-1412	13 or 1412	M22 X 1.5	87-1731	1731	M27 X 2.0	87-1721	29 or 1721
M20 X 1.5	87-1071	22 or 1071	M22 X 1.5	87-1732	1732	M28 X 1.5	87-1729	34 or 1729

RACK & PINION BELLOWS / BELLOW KITS



The **Rack & Pinion Bellows / Bellow Kits Section** includes Universal Bellows, Rack & Pinion Bellows / Bellow Kits by Application, Bellow Illustrations, Bellow Bushings, Nylon Ties and Buyer's Guide.

Our Technical Department has completed extensive research, comparing Original Equipment Racks and Bellows. While the Bellows selected for the application may not look exactly like the O.E.M. Bellows it is replacing, you can be assured that the Bellows was checked and tested to insure proper replacement. We have replaced many Thermoplastic (Hard) Bellows with our more flexible Bellows.

Bellows come Vented and Non-Vented. Vented Bellows have a Vent Tube or Vent Hole which allows air to transfer from one side of the Rack & Pinion to the other as the vehicle turns.

Packaging:

Product may be purchased in attractive **EMPI 3-Color Display Packaging** or in "Bulk". To order Bulk product, simply order by the part number shown in this catalog. If you wish to order Kits, just add a "K" to the part number. Kit includes Bellows, Tri-Lingual Installation Instructions, Plastic Tie Straps and are packaged in our distinctive **EMPI 3-Color, Tri-Lingual Box**.

Example:

- 88-1502-0 Bellow, Acura/Nissan, Bulk
- 88-1502-K Bellow Kit for Acura/Nissan, Packaged



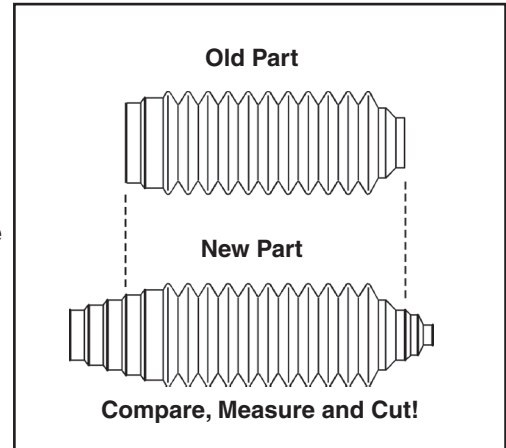


UNIVERSAL BELLOWS / BELLOW KITS

Perfect for the DIY Person or the Professional Mechanic, Universal Rack Bellows can be cut to fit both the Tie Rod end and the Housing end. They will fit a wide variety of Rack & Pinion applications.

Simply compare the worn Bellow to the Universal Bellow. Check to see if it is Vented or Non-Vented. Lay the two Bellows on a flat surface. Compare and measure the large and small ends. Then simply cut the Universal Bellow using a common razor blade. Install with the Nylon Tie Straps included in the Kit. Replacing worn Bellows will help prevent premature failure of the Rack & Pinion Unit.

These Universal Rack Bellows can be cut to enlarge both the tie rod end and the housing end to fit a wide variety of applications.



Vent Tube

88-1000-0 (Non-Vented) - Bulk
For Non-Vented applications.

88-1001-0 (Vented) - Bulk
For Vented applications.

These two Universal Bellows may be purchased in bulk or kit form. Kits are supplied with Nylon Tie Straps and Installation Instructions.

For kit form, simply change part number suffix from "-0" to "-K"

RACK & PINION BELLOWS



MODEL	YEARS	SPECIFICATIONS	LEFT	RIGHT
Acura				
CL	97-99		88-1576	88-1570
	01-03		88-1601	88-1601
ILX	13-17		88-1618	88-1618
Integra	86-89		88-1528	88-1531
	90-93		88-1531	88-1531
	94-01		88-1530	88-1570
Legend	86-90		88-1528	88-1531
	91-95	Non-Vented	88-1520	88-1520
	91-95	Vented	88-1502	88-1507
RL	96-04		88-1520	N/A
	05-10		88-1626	88-1626
RLX	14-17		88-1591	88-1591
RSX	02-06	Center	N/A	
		N/R		88-1605
TL	95-98	2.5L	88-1576	88-1570
	96-98	3.2L	88-1520	N/A
	99-03	3.2L	88-1601	88-1601
	04-08		88-1624	88-1624
	09-14		88-1672	88-1672
TLX	15-17		88-1618	88-1618
TSX	04-08		88-1646	88-1646
	09-14		88-1645	88-1645
Vigor	92-94		N/A	88-1576

Acura SUV/Truck/Van

MDX	01-06		88-1590	88-1590
	07-13		88-1613	88-1613
	14-17		88-1637	88-1637
RDX	07-12		88-1645	88-1645
	14-17		88-1637	88-1637
ZDX	10-13		88-1613	88-1613

Audi

100, 100 Quattro	89-94		88-1563 (Center)	
200, 200 Quattro	89-91		88-1563 (Center)	
5000, 5000 Coupe, 5000 Quattro	78-87		88-1563 (Center)	
A3, A3 Quattro	06-13		88-1613	88-1613
	2014	Not Produced This Year		
	15-18		88-1613	88-1613
A4	96-97	Outer	88-1654	88-1654
	1998	1.8L, Outer (To Ch. # 8D-W-007 799)	88-1654	88-1654
	1998	1.8L (From Ch. # 8D-W-007 800)	88-1654	88-1588
	1998	2.8L, Outer	88-1654	88-1654
	1999	1.8L (To Ch. # 8D-X-199 999)	88-1654	88-1588
	1999	1.8L (From Ch. # 8D-X-200 001)	88-1610	88-1588
	1999	2.8L, Outer (To Ch. # 8D-X-199 999)	88-1654	88-1654
	1999	2.8L (From Ch. # 8D-X-200 001 to 8D-X-303 809)	88-1610	88-1610
	1999	2.8L (From Ch. # 8D-X-303-810)	88-1610	88-1588
	00-01		88-1610	88-1588
	02-05	ZF Design Rack	88-1588	88-1588
		Koyo Design Rack	88-1610	88-1635
	06-08		88-1588	88-1588
2009	Cabriolet	88-1588	88-1588	





RACK & PINION BELLOWS

MODEL	YEARS	SPECIFICATIONS	LEFT	RIGHT
Audi (Continued)				
A4 (Continued)	2009	Sedan & Wagon	88-1634	88-1634
	10-12		88-1634	88-1634
	13-16		88-1631	88-1656
A4 Quattro	1996	Outer	88-1654	88-1654
	97-98	1.8L	88-1654	88-1588
	97-98	2.8L, Outer	88-1654	88-1654
	1999	1.8L (To Ch. # 8D-X-053 000)	88-1654	88-1588
	1999	1.8L (From Ch. # 8D-X-053 001)	88-1610	88-1588
	1999	2.8L, Outer (To Ch. # 8D-X-053 000)	88-1654	88-1654
	1999	2.8L, Outer (From Ch. # 8D-X-053 001 to 8D-X-303 809)	88-1610	88-1610
	1999	2.8L (From Ch. # 8D-X-303 810)	88-1610	88-1588
	00-01		88-1610	88-1588
	02-05	ZF Design Rack	88-1588	88-1588
		Koyo Design Rack	88-1610	88-1635
	06-08		88-1588	88-1588
	2009	Cabriolet	88-1588	88-1588
	2009	Sedan & Wagon	88-1634	88-1634
	10-12		88-1634	88-1634
13-16		88-1631	88-1656	
A5	10-12		88-1634	88-1634
	13-14		88-1631	88-1656
A5 Quattro	08-12		88-1634	88-1634
	13-17		88-1631	88-1656
A6	95-97		88-1563 (Center)	
	1998	To Ch. # 4A-W-005 000	88-1563 (Center)	
	1998	Outer, (From Ch. # 4B-W-000 001)	88-1610	88-1610
	1999	Outer, (To Ch. # 4B-X-065 000)	88-1610	88-1610
	1999	From Ch. # 4B-X-065 001	88-1610	88-1588
	00-04		88-1610	88-1588
	06-11		88-1635	88-1635
	12-17		88-1631	88-1656
A6 Quattro	95-97		88-1563 (Center)	
	1998	To Ch. #4A-W-005 000	88-1563 (Center)	
	1998	Outer (From Ch. # 4B-W-000 001)	88-1610	88-1610
	1999	Outer (To Ch. # 4B-X-065 000)	88-1610	88-1610
	1999	From Ch. # 4B-X-065 001	88-1610	88-1588
	00-04		88-1610	88-1588
	05-11		88-1635	88-1635
12-17		88-1631	88-1656	
A7 Quattro	12-17		88-1631	88-1656
A8	97-99	Outer	88-1654	88-1654
A8 Quattro	97-99	Outer	88-1654	88-1654
	00-03		88-1610	88-1588
	04-10		88-1635	88-1635
	11-14		88-1634	88-1634
	15-17		88-1631	88-1656
Allroad	13-16		88-1631	88-1656
	17-18		88-1636	88-1636
Allroad Quattro	01-05		88-1610	88-1588
RS4	07-08		88-1588	88-1588
RS5	13-15		88-1631	88-1656
RS6	03-04		88-1610	88-1588
RS7	14-17		88-1631	88-1656
R8	08-15		88-1639	88-1639
S3	15-17		88-1613	88-1613

RACK & PINION BELLOWS



MODEL	YEARS	SPECIFICATIONS	LEFT	RIGHT	
Audi (Continued)					
S4	92-94		88-1563 (Center)		
	00-02		88-1610	88-1588	
	04-09		88-1588	88-1588	
	10-12		88-1634	88-1634	
	13-16		88-1631	88-1656	
	2017	Not Produced This Year			
	2018		88-1636	88-1636	
S5	08-12		88-1634	88-1634	
	13-17		88-1631	88-1656	
S6	95-96		88-1563 (Center)		
	02-03		88-1610	88-1588	
	07-11		88-1635	88-1635	
	2012	Not Produced This Year			
	13-16		88-1631	88-1656	
S7	13-17		88-1631	88-1656	
S8	01-03		88-1610	88-1588	
	07-09		88-1635	88-1635	
	10-12	Not Produced These Years			
	13-14		88-1634	88-1634	
	15-17		88-1631	88-1656	
TT	00-06		88-1590	88-1590	
	08-09		88-1613	88-1613	
TT Quattro	00-06		88-1590	88-1590	
	08-17		88-1613	88-1613	
V8 Quattro	90-94		88-1563 (Center)		

Audi SUV/Truck/Van

Q3	15-18		88-1613	88-1613	
Q5	09-12		88-1634	88-1634	
	13-17		88-1631	88-1656	
Q7	07-15		TBA	TBA	
	2016	Not Produced This Year			
	17-18		TBA	TBA	
SQ5	14-16		88-1631	88-1656	

BMW

1 Series M Coupe	2011		88-1634	88-1634
228 Series	14-16	Exc. Sport Package	88-1636	88-1636
		Sport Package	88-1634	88-1634
230 Series	14-16	M235i Exc. Sport Package	88-1636	88-1636
		M235i Sport Package	88-1634	88-1634
	2017	230i, 230i xDrive, Exc. Sport package	88-1636	88-1636
		230i, 230i xDrive Sport Package	88-1634	88-1634
240 Series	2017	M240i, M240i xDrive Exc. Sport Package	88-1636	88-1636
		M240i, M240i xDrive Sport Package	88-1634	88-1634
318 Series	83-98	Exc. Convertible	88-1542	88-1542
320 Series	77-83		88-1542	88-1542
	13-17	Except Sport Steering	88-1636	88-1635
		Sport Steering	88-1634	88-1634
323 Series	1998		88-1542	88-1542
	99-00		88-1619	88-1619
325 Series	84-95	Exc. Convertible	88-1542	88-1542
	00-05		88-1619	88-1619
	2006		88-1634	88-1634





RACK & PINION BELLOWS

MODEL	YEARS	SPECIFICATIONS	LEFT	RIGHT
BMW (Continued)				
328 Series	96-98		88-1542	88-1542
	99-01		88-1619	88-1619
	07-13		88-1634	88-1634
	14-17	Exc. GT xDrive, Except Sport Steering	88-1636	88-1636
		Exc. GT xDrive, Sport Steering	88-1634	88-1634
	GT xDrive	88-1634	88-1634	
330 Series	01-05		88-1619	88-1619
	2006		88-1634	88-1634
335 Series	07-11		88-1634	88-1634
	12-13	Coupe, Convertible	88-1634	88-1634
	12-15	Sedan, Except Sport Steering	88-1636	88-1636
		Sedan, Sport Steering	88-1634	88-1634
340 Series	16-17	Except Sport Steering	88-1636	88-1636
		Sport Steering	88-1634	88-1634
428 Series	14-16	Except Sport Steering	88-1636	88-1636
		Sport Steering	88-1634	88-1634
430 Series	2017	Except Sport Steering	88-1636	88-1636
		Sport Steering	88-1634	88-1634
435 Series	14-16	Except Sport Steering	88-1636	88-1636
		Sport Steering	88-1634	88-1634
440 Series	2017	Except Sport Steering	88-1636	88-1636
		Sport Steering	88-1634	88-1634
525 Series	01-03		88-1542	88-1542
528 Series	97-00		88-1542	88-1542
	08-10		88-1709	88-1709
	11-16	Hydraulic Gear, Except Active Steering	88-1634	88-1634
		Hydraulic Gear, Active Steering	88-1709	88-1709
530 Series	01-03		88-1542	88-1542
535 Series	11-16	Hydraulic Gear, Except Active Steering, Except GT	88-1634	88-1634
		Hydraulic Gear, Active Steering, Except GT	88-1709	88-1709
	10-17	GT, Hydraulic Gear	88-1709	88-1709
	2013	GT, Electric Gear	88-1709	88-1709
	14-17	GT, Electric Gear	88-1634	88-1634
545 Series	04-06	Hydraulic Gear, Active Steering	88-1709	88-1709
550 Series	08-10		88-1709	88-1709
	11-16	Hydraulic Gear, Except Active Steering	88-1634	88-1634
		Hydraulic Gear, Active Steering	88-1709	88-1709
640 Series	12-15	Electric Gear, Except Gran Coupe	88-1634	88-1634
		Hydraulic Gear, Except Gran Coupe	88-1709	88-1709
	16-17	Electric Gear, Except Gran Coupe	88-1634	88-1634
		Hydraulic Gear, Except Gran Coupe	88-1709	88-1709
	13-15	Gran Coupe	88-1634	88-1634
	16-18	Gran Coupe	88-1709	88-1709
	650 Series	04-06	Active Steering	88-1709
07-10			88-1709	88-1709
12-15		Electric Gear, Except Gran Coupe	88-1634	88-1634
		Hydraulic Gear, Except Gran Coupe	88-1709	88-1709
13-15		Gran Coupe	88-1634	88-1634
16-18		Gran Coupe	88-1709	88-1709
740 Series	11-15		88-1709	88-1709
	16-18		88-1591	88-1591
750 Series	09-15		88-1709	88-1709
	16-18		88-1591	88-1591
760 Series	10-15		88-1709	88-1709
	16-18		88-1591	88-1591
Active Hybrid 7	13-15		88-1634	88-1634

RACK & PINION BELLOWS



MODEL	YEARS	SPECIFICATIONS	LEFT	RIGHT
BMW (Continued)				
i3	14-17		88-1683	88-1683
i4	14-17		88-1634	88-1634
M3	88-99		88-1542	88-1542
	01-06		88-1619	88-1619
	08-13		88-1634	88-1634
	2014	Not Produced This Year		
	15-17	Except Sport Steering	88-1636	88-1636
		Sport Steering	88-1634	88-1634
M4	15-17		88-1634	88-1634
M5	06-10		88-1709	88-1709
	13-16	Hydraulic Gear	88-1709	88-1709
M6	06-10		88-1709	88-1709
	12-17	Electric Gear	88-1634	88-1634
		Hydraulic Gear	88-1709	88-1709
M Roadster	98-99		88-1542	88-1542
Z3	96-02		88-1542	88-1542
Z4	03-08		88-1619	88-1619
	09-16		88-1634	88-1634
Z8	01-03		88-1542	88-1542

BMW SUV/Truck/Van

X1	13-15		88-1634	88-1634
	16-18		88-1683	88-1683
X3	07-10		88-1709	88-1709
	11-17		88-1634	88-1634
X4	15-17		88-1634	88-1634
X5	07-17		88-1634	88-1634
X6	08-18		88-1634	88-1634

Buick

Cascadia	16-17		88-1651	88-1651
Century	82-05		88-1564	88-1564
Electra	85-90		88-1564	88-1564
LaCrosse	05-09		88-1564	88-1564
	10-12		88-1590	88-1590
	2013	Hydraulic Gear	88-1590	88-1590
		Electric Gear w/o eassist	88-1687	88-1687
		Electric Gear w/eassist	88-1631	88-1631
	14-16	Hydraulic Gear	88-1590	88-1590
		Electric Gear 2.4L	88-1631	88-1631
		Electric Gear 3.6L	88-1687	88-1687
LeSabre	86-99		88-1564	88-1564
	00-05		88-1655	88-1655
Lucerne	06-11		88-1655	88-1655
Park Avenue	91-96	Incl. Ultra	88-1564	88-1564
	97-02	Incl. Ultra	88-1655	88-1655
	03-05	w/ Magnetic Variable Speed Steering	88-1564	88-1564
	03-05	w/o Magnetic Variable Speed Steering	88-1655	88-1655
Reatta	88-91		88-1564	88-1564
Regal	88-04		88-1564	88-1564
	11-13	Hydraulic Gear	88-1590	88-1590
	12-13	Electric Gear	88-1631	88-1631
	14-17	FWD	88-1631	88-1631
		AWD	88-1687	88-1687





RACK & PINION BELLOWS

MODEL	YEARS	SPECIFICATIONS	LEFT	RIGHT
-------	-------	----------------	------	-------

Buick (Continued)

Riviera	86-93		88-1564	88-1564
	95-96		88-1564	88-1564
	97-99		88-1655	88-1655
Skyhawk	82-87		88-1552 (Center)	
	1988	w/Aluminum Tower (Valve) Housing	88-1552 (Center)	
	1988	w/Cast Iron Tower (Valve) Housing	88-1621 (Center)	
	1989		88-1621 (Center)	
Skylark	80-82	Manual	88-1510	88-1510
	80-81	Power	88-1524	88-1524
	82-85	Power	88-1564	88-1564
	1988	W/ Aluminum Tower (Valve) Housing	88-1552 (Center)	
	1988	W/ Cast Iron Tower (Valve) Housing	88-1621 (Center)	
	89-98		88-1621 (Center)	
Somerset	85-87		88-1552 (Center)	
Verano	12-17		88-1631	88-1631

Buick SUV/Truck/Van

Enclave	08-17		88-1636	88-1636
Encore	13-18		88-1638	88-1638
Envision	16-18		88-1634	88-1634
Rendezvous	02-07		88-1655	88-1655
Terraza	05-07		88-1655	88-1655

Cadillac

Allante	87-93		88-1564	88-1564
ATS	13-18		TBA	TBA
Cimarron	82-87	2.0L	88-1552 (Center)	
	1988	w/Aluminum Tower (Valve) Housing	88-1552 (Center)	
	1988	w/Cast Iron Tower (Valve) Housing	88-1621 (Center)	
CT6	16-18		88-1692	88-1692
CTS	03-07		88-1601	88-1601
	08-14	RWD	88-1626	88-1626
		AWD	TBA	TBA
	2015	CTS	88-1626	88-1626
		CTS-V	TBA	TBA
16-18		TBA	TBA	
CTS-V	11-15		88-1626	88-1626
DeVille	85-99		88-1564	88-1564
	00-05		88-1655	88-1655
DTS	06-11		88-1655	88-1655
Eldorado	86-02		88-1564	88-1564
ELR	14-16		88-1631	88-1631
Fleetwood	85-93		88-1564	88-1564
Seville	86-97		88-1564	88-1564
	98-04		88-1655	88-1655
XTS	13-17	Hydraulic Gear	88-1590	88-1590
	14-17	Electric Gear	88-1687	88-1687

Cadillac SUV/Truck/Van

Escalade	07-14	Except Hybrid	88-1636	88-1636
	09-13	Hybrid	88-1595	88-1595
	15-17		88-1623	88-1623
SRX	11-16		88-1639	88-1639
XT5	17-18		88-1703	88-1703

RACK & PINION BELLOWS



MODEL	YEARS	SPECIFICATIONS	LEFT	RIGHT
Chevrolet/Geo				
Beretta	87-88		88-1552 (Center)	
	1988	w/Aluminum Tower (Valve) Housing	88-1552 (Center)	
	1988	w/Cast Iron Tower (Valve) Housing	88-1621 (Center)	
	89-96		88-1621 (Center)	
Bolt	17-18		88-1638	88-1638
Camaro	93-02		88-1655	88-1655
	10-15		88-1642	88-1642
	16-18		TBA	TBA
Cavalier	82-87		88-1552 (Center)	
	1988	Manual	88-1552 (Center)	
		Power, w/Aluminum Tower (Valve) Housing	88-1552 (Center)	
		Power, w/Cast Iron Tower (Valve) Housing	88-1621 (Center)	
	89-90	Manual	88-1552 (Center)	
		Power	88-1621 (Center)	
	91-94		88-1621 (Center)	
	95-05		88-1564	88-1564
Celebrity	82-90		88-1564	88-1564
Chevette	76-80		88-1509	88-1509
	81-87	Manual	88-1509	88-1509
	81-87	Power	88-1564	88-1564
Citation	80-83	Manual	88-1510	88-1510
	80-81	Power	88-1524	88-1524
	82-83	Power	88-1564	88-1564
Citation II	84-85	Manual	88-1510	88-1510
	84-85	Power	88-1564	88-1564
Classic	04-05		88-1564	88-1564
Cobalt	05-10		88-1640	88-1640
Corsica	1987		88-1552 (Center)	
	1988	W/ Aluminum Tower (Valve) Housing	88-1552 (Center)	
	1988	W/ Cast Iron Tower (Valve) Housing	88-1621 (Center)	
	89-96		88-1621 (Center)	
Corvette	84-92		88-1553	88-1553
	93-13		88-1655	88-1655
	14-17		88-1617	88-1617
Cruze	11-15		88-1631	88-1631
	16-18		88-1692	88-1692
HHR	06-11		88-1640	88-1640
Impala	00-13		88-1564	88-1564
	14-16	2.4L	88-1631	88-1631
		2.5L	88-1631	88-1631
		3.6L Hydraulic Gear	88-1654	88-1654
		3.6L, Electric Gear	88-1687	88-1687
	17-18	2.4L	88-1631	88-1631
		2.5L	88-1631	88-1631
		3.6L	88-1687	88-1687
Lumina	90-01		88-1564	88-1564
Malibu	97-98	1st Design ①	88-1655	88-1655
	97-03	2nd Design ①	88-1564	88-1564
	04-07		88-1618	88-1618
	08-12	2.4L (Inc. 08-10 Hybrid)	88-1618	88-1618
		3.6L	88-1721	88-1721
	13-15		88-1631	88-1631
	2016	Except Malibu Limited	88-1634	88-1634
		Malibu Limited	88-1631	88-1631
	17-18		88-1634	88-1634

① Note: 1st Design has no vent tube, 2nd Design has a vent tube.





RACK & PINION BELLOWS

MODEL	YEARS	SPECIFICATIONS	LEFT	RIGHT
Chevrolet/Geo (Continued)				
Metro	89-97	Manual	88-1526	88-1525
	95-97	Power	88-1527	88-1527
Monte Carlo	95-07		88-1564	88-1564
Nova	85-88	Manual	88-1514	N/A
	85-88	Power	88-1520	88-1520
Prizm	89-92	Manual	88-1514	N/A
		Power	88-1520	88-1520
	93-97	Manual	88-1513	88-1513
		Power	88-1519	88-1519
	98-02		88-1519	88-1519
Sonic	12-18		88-1638	88-1638
Spark	13-15	LS, LT	88-1628	88-1628
	14-16	EV	88-1628	88-1628
	16-18	Except EV	88-1665	88-1665
Spectrum	85-89	Power	88-1525	88-1525
Sprint	85-88		88-1526	88-1525
SS	14-17		88-1684	88-1684
Storm	90-93		88-1525	88-1525
Volt	11-12		88-1639	88-1639
	13-15		88-1631	88-1631
	16-18		88-1692	88-1692

Chevrolet/Geo SUV/Truck/Van

Avalanche	07-13		88-1636	88-1636
Captiva Sport	12-15		88-1582	88-1582
City Express	15-18		88-1673	88-1673
Colorado	04-05		88-1638	88-1638
	06-07		88-1639	88-1639
	08-12	Except Z71	88-1626	88-1626
		Z71	88-1639	88-1639
	13-14	Not Produced These Years		
	15-16		88-1638	88-1638
	17-18	Except ZR2 Package	88-1638	88-1638
		ZR2 Package	88-1634	88-1634
Equinox	05-09	3.4L	88-1640	88-1640
	08-09	3.6L	88-1582	88-1582
	10-12	2.4L	88-1631	88-1631
		3.0L	88-1590	88-1590
	13-17	2.4L	88-1631	88-1631
	3.6L	88-1590	88-1590	
	2018		88-1634	88-1634
Express 1500	03-14		88-1691	88-1691
Express 2500	03-14	Up to 7300 GVW	88-1691	88-1691
Lumina	90-96	APV	88-1564	88-1564
Silverado 1500	00-06	RWD	88-1622	88-1622
	2007	Classic, RWD	88-1622	88-1622
	2007	Exc. Classic	88-1636	88-1636
	2008		88-1636	88-1636
	09-13	Exc. Hybrid	88-1636	88-1636
	09-12	Hybrid	88-1595	88-1595
	14-17		88-1623	88-1623
Suburban 1500	07-14		88-1636	88-1636
	15-17		88-1623	88-1623
Tahoe	2007		88-1636	88-1636
	09-12	Exc. Hybrid	88-1636	88-1636

RACK & PINION BELLOWS



MODEL	YEARS	SPECIFICATIONS	LEFT	RIGHT
Chevrolet/Geo SUV/Truck/Van (Continued)				
Tahoe (Continued)	09-12	Hybrid	88-1595	88-1595
	13-14		88-1636	88-1636
	15-17		88-1623	88-1623
Tracker	99-04		88-1590	N/A
Traverse	09-17		88-1636	88-1636
	2018		88-1703	88-1703
Trax	15-18		88-1638	88-1638
Uplander	05-08		88-1655	88-1655
Venture	97-05	APV	88-1655	88-1655

Chrysler

200	11-14		88-1601	88-1601
	15-16		88-1714	88-1714
300	05-10		88-1636	88-1636
	11-14	RWD, w/Touring or H.D. suspension	88-1639	88-1639
		RWD, w/Performance or Sport suspension	88-1676	88-1676
	15-18		88-1591	88-1591
300M	99-04		88-1585 (Center)	
Cirrus	95-00	Power	88-1601	88-1601
Concorde	93-04		88-1585 (Center)	
E-Class	83-84	Saginaw Design	88-1564	88-1564
	83-84	TRW Design	88-1521	88-1521
Imperial	90-93	TRW Design	88-1521	88-1521
Laser	84-86	Manual	88-1523	N/A
	84-85	Power	88-1564	88-1564
	1986	Saginaw Design	88-1564	88-1564
	1986	TRW Design	88-1521	88-1521
LeBaron	1982		88-1521	88-1521
	83-86	Saginaw Design	88-1564	88-1564
	83-88	TRW Design	88-1521	88-1521
	90-95		88-1521	88-1521
LHS	94-97		88-1585 (Center)	
	99-01		88-1585 (Center)	
Limo	84-86	Saginaw Design	88-1564	88-1564
	84-87	TRW Design	88-1521	88-1521
New Yorker	83-88	Power, Saginaw Design	88-1564	88-1564
	83-93	Power, TRW Design	88-1521	88-1521
	94-96		88-1585 (Center)	
Sebring Coupe	95-00		88-1513	88-1513
	01-05		88-1577	88-1577
TC Maserati	89-91		88-1521	88-1521
Town & Country	82-88	Manual	88-1523	N/A
	1982	Power	88-1521	88-1521
	83-85	Power	88-1564	88-1564
	1986	Power, Saginaw Design	88-1564	88-1564
	1986	Power, TRW Design	88-1521	88-1521
	87-88	Power	88-1521	88-1521

Chrysler SUV/Truck/Van

Aspen	2007	w/Tag #5211 3237	88-1658	88-1658
	07-09	w/Tag #5285 5758	88-1582	88-1582
Pacifica	04-08		88-1671	88-1671
	17-18		88-1702	88-1702
Town & Country	90-00		88-1521	88-1521
	01-07	Solid Gear (Vented Bellow)	88-1671	88-1671





RACK & PINION BELLOWS

MODEL	YEARS	SPECIFICATIONS	LEFT	RIGHT
Chrysler SUV/Truck/Van (Continued)				
Town & Country (Continued)	04-05	Hollow Gear (Non-Vented Bellow)	88-1655	88-1655
	08-10		88-1720	88-1720
	11-16		88-1685	88-1685
Voyager, Grand Voyager	2000		88-1521	88-1531
	01-03		88-1671	88-1671
Dodge				
400	82-83	Manual	88-1523	N/A
	1982	Power	88-1564	88-1564
	1983	Power	88-1521	88-1521
600	83-85		88-1564	88-1564
	1986	Saginaw Design	88-1564	88-1564
	1986	TRW Design	88-1521	88-1521
	87-88		88-1521	88-1521
Aries	81-89	Manual	88-1523	N/A
	81-82	Power	88-1521	88-1521
	83-85	Power	88-1564	88-1564
	1986	Power, Saginaw Design	88-1564	88-1564
	1986	Power, TRW Design	88-1521	88-1521
	87-89	Power	88-1521	88-1521
Avenger	95-00		88-1513	88-1513
	08-14		88-1601	88-1601
Challenger	08-11		88-1636	88-1636
	12-14	Hydraulic Gear w/o Performance Suspension	88-1639	88-1639
	12-18	Hydraulic Gear w/Performance Suspension	88-1676	88-1676
Charger	83-87	Manual	88-1523	N/A
	83-86	Power	88-1564	88-1564
	1987	Power	88-1521	88-1521
	06-10		88-1636	88-1636
	11-14	RWD, w/Touring or H.D. suspension	88-1639	88-1639
		RWD, w/Performance or Sport suspension	88-1676	88-1676
	15-17	Electric Gear	88-1591	88-1591
	Hydraulic Gear	TBA	TBA	
Colt	85-89	Manual	88-1506	88-1506
	85-89	Power	88-1534	88-1534
	90-94	Manual	88-1534	N/A
	90-94	Power	88-1534	88-1534
Colt Vista	84-91	Manual	88-1534	N/A
	85-91	Power	88-1534	88-1534
Dart	13-16		88-1714	88-1714
Dynasty	88-93		88-1521	88-1521
Intrepid	93-04		88-1585 (Center)	
Lancer	1985	Manual	88-1523	N/A
	1985	Power	88-1564	88-1564
	1986	Saginaw Design	88-1564	88-1564
	1986	TRW Design	88-1521	88-1521
	87-89		88-1521	88-1521
Monaco	90-92		88-1585 (Center)	
Neon	95-99	Power	88-1521	88-1521
Omni	78-82	Manual	88-1523	N/A
	78-81	Power	88-1524	88-1524
	83-87	Manual	88-1523	N/A
	83-87	Power	88-1564	88-1564
	1988	Manual	88-1523	N/A
	1988	Power	88-1521	88-1521

RACK & PINION BELLOWS



MODEL	YEARS	SPECIFICATIONS	LEFT	RIGHT
Dodge (Continued)				
Rampage	1982	Manual	88-1523	N/A
		Power	88-1524	88-1524
	83-84	Manual	88-1523	N/A
		Power	88-1564	88-1564
Shadow	1987	Manual	88-1523	N/A
		Power, Saginaw Design	88-1564	88-1564
		Power, TRW Design	88-1521	88-1521
	88-94	Power	88-1521	88-1521
Spirit	89-95		88-1521	88-1521
Stealth	91-96		88-1534	88-1534
Stratus	95-00		88-1601	88-1601
	01-05	Coupe	88-1577	88-1577
Viper	92-01	Non Vented	88-1520	88-1520
	92-02	Vented	88-1521	88-1521

Dodge SUV/Truck/Van

Caravan	84-88	Manual	88-1541	88-1541
	84-00	Power	88-1521	88-1521
	01-07	Solid Gear (Vented Bellow)	88-1671	88-1671
	04-05	Hollow Gear (Non-Vented Bellow)	88-1655	88-1655
Dakota (2WD)	87-96		88-1521	88-1521
	97-04		88-1622	88-1622
Dakota (4WD)	00-04		88-1623	88-1623
Durango	99-03	RWD	88-1622	88-1622
	00-03	4WD	88-1623	88-1623
	04-07	With Tag #5211 3237	88-1658	88-1658
	04-09	With Tag # 5285 5758	88-1582	88-1582
	2010	Not Produced This Year		
	11-15		88-1639	88-1639
	16-18		88-1702	88-1702
Grand Caravan	1988	Manual	88-1541	88-1544
	1988	Power	88-1521	88-1521
	89-00		88-1521	88-1521
	01-07	w/Vented Bellow	88-1671	88-1671
	04-05	w/o Vented Below	88-1655	88-1655
	08-10		88-1720	88-1720
	11-17		88-1685	88-1685
Journey	09-17		88-1601	88-1601
Mini Ram	84-88	Manual	88-1541	88-1541
		Power	88-1521	88-1521
Nitro	07-11		88-1639	88-1639
Ram 1500	06-10		88-1623	88-1623
Royal Mini Ram	84-87	Manual	88-1541	88-1541
		Power	88-1521	88-1521
Sprinter 2500	03-06		88-1626	88-1626
Sprinter 3500	03-06		88-1626	88-1626

Eagle

Premier	88-92		88-1585 (Center)	
Summit (Incl. Wagon)	89-96	Manual	88-1534	N/A
		Power	88-1534	88-1534
Talon	90-94		88-1534	88-1534
	95-98		88-1513	88-1513
Vision	93-97		88-1585 (Center)	





RACK & PINION BELLOWS

MODEL	YEARS	SPECIFICATIONS	LEFT	RIGHT
Ford				
Aspire	94-97		88-1525	88-1525
C-Max	13-18		88-1638	88-1638
Contour	95-00		88-1554	88-1554
Escort	81-6/85	Manual	88-1525	N/A
	81-86	Power	88-1500	88-1500
	87-90	Power	88-1537	88-1537
	91-96	Manual	88-1534	88-1534
		Power, 1.8L	88-1527	88-1527
		Power, 1.9L	88-1537	88-1537
	97-02		88-1537	88-1537
EXP	82-85	Manual	88-1525	N/A
	82-86	Power	88-1500	88-1500
	1987		88-1537	88-1537
Fairmont	78-83	Manual	88-1541	88-1541
		Power	88-1522	88-1522
Festiva	90-93	Power	88-1546	88-1546
Fiesta	1980		88-1525	N/A
	11-17		88-1689	88-1689
Focus	00-05		88-1609	88-1609
	06-11		88-1718	88-1718
	12-17		88-1638	88-1638
Fusion	06-09		88-1643	88-1643
	10-12	2.5L & 3.0L Including Hybrid	88-1719	88-1719
		3.5L	88-1643	88-1643
	13-18		88-1695	88-1695
Granada	1982	Manual	88-1541	88-1541
		Power	88-1522	88-1522
LTD (Exc. Country Squire, and Crown Victoria)	1983	Power	88-1522	88-1522
	84-86	Power	88-1537	88-1537
Mustang	79-83	Manual	88-1541	88-1541
	80-83	Power, Ford Design	88-1522	88-1522
	80-83	Power, TRW Design	88-1521	88-1521
	84-02	Power	88-1537	88-1537
Mustang II	74-78	Manual	88-1523	88-1523
Pinto	75-80	Power	88-1521	N/A
	73-80	Manual	88-1523	88-1523
Probe	89-92		88-1534	88-1534
	93-97		88-1559	88-1559
Taurus	86-95		88-1537	88-1537
	96-99	3.0L	88-1537	88-1537
	96-99	3.4L	88-1594	88-1594
	00-07		88-1537	88-1537
	08-09		88-1717	88-1717
	10-12	Exc. SHO	88-1717	88-1717
		SHO	88-1631	88-1631
	13-16	To 1/4/16	88-1631	88-1631
16-17	From 1/4/16	88-1626	88-1626	
Tempo	84-6/85	Manual	88-1525	N/A
	84-86	Power	88-1500	88-1500
	87-89	Ford Design	88-1537	88-1537
	87-89	TRW Design	88-1500	88-1500
	90-94		88-1537	88-1537
Thunderbird	80-83		88-1522	88-1522
	84-97		88-1537	88-1537
	2002		88-1614	88-1615
ZX2	02-03	2.0L	88-1537	88-1537

RACK & PINION BELLOWS



MODEL	YEARS	SPECIFICATIONS	LEFT	RIGHT
Ford SUV/Truck/Van				
Aerostar	86-97	Power	88-1537	88-1537
Edge	07-14		88-1641	88-1632
	15-18		88-1695	88-1695
Escape	01-04		88-1554	88-1554
	05-07	Exc. Hybrid	88-1554	88-1554
	05-07	Hybrid	88-1613	88-1613
	2008		88-1688	88-1688
	09-12		88-1687	88-1687
Expedition	13-18		88-1638	88-1638
	03-06		88-1634	88-1639
	07-10		88-1633	88-1633
	11-14		88-1701	88-1701
Explorer	15-17		88-1633	88-1633
	95-05		88-1586	88-1586
	06-10		88-1633	88-1633
Explorer Sport Trac	11-17		88-1631	88-1631
	01-05		88-1586	88-1586
F-150	07-10		88-1633	88-1633
	04-08	Exc. 2004 Heritage	88-1634	88-1639
Flex	09-18		88-1633	88-1633
	09-12	Hydraulic Gear	88-1717	88-1717
	09-15	Electric Gear	88-1631	88-1631
Ranger	16-18		88-1626	88-1626
	98-10		88-1586	88-1586
Transit Connect	10-13		88-1665	88-1665
	14-18		88-1638	88-1638
Windstar	95-02		88-1537	88-1537

Geo (See Chevrolet)

GMC SUV/Truck/Van

Acadia	07-16		88-1636	88-1636
	17-18		88-1703	88-1703
Acadia Limited Canyon	2017		88-1636	88-1636
Savana 1500	04-07		88-1638	88-1638
	08-12	Except Z71 package	88-1626	88-1626
		Z71 package	88-1639	88-1639
	13-14	Not Produced These Years		
	15-16		88-1638	88-1638
Sierra 1500	17-18	Except ZR2 package	88-1638	88-1638
		ZR2 package	88-1634	88-1634
	03-14		88-1691	88-1691
Sierra 1500 HD	00-06	RWD	88-1622	88-1622
	2007	Classic, RWD	88-1622	88-1622
	2007	Exc. Classic	88-1636	88-1636
	2008		88-1636	88-1636
	09-13	Exc. Hybrid	88-1636	88-1636
		Hybrid	88-1595	88-1595
Terrain	14-17		88-1623	88-1623
	02-03		88-1622	88-1622
Terrain	05-07		88-1622	88-1622
	10-12	3.0L	88-1590	88-1590
	10-17	2.4L	88-1631	88-1631
	13-17	3.6L	88-1590	88-1590
	2018		88-1634	88-1634





RACK & PINION BELLOWS

MODEL	YEARS	SPECIFICATIONS	LEFT	RIGHT	
GMC SUV/Truck/Van (Continued)					
Yukon	07-14	Exc. Hybrid	88-1636	88-1636	
	08-13	Hybrid	88-1595	88-1595	
	15-17		88-1623	88-1623	
Yukon XL	15-17		88-1623	88-1623	
Yukon XL 1500	07-14		88-1636	88-1636	
Honda					
Accord	76-81		88-1529	88-1529	
	82-93		88-1531	88-1531	
	94-97		88-1576	88-1570	
	98-02	Coupe, (4 Cyl. Eng.)	88-1613	88-1613	
	98-00	Coupe, (6 Cyl. Eng.)	88-1613	88-1613	
	98-02	Sedan, (4 Cyl. Eng.)	88-1510	88-1510	
	98-02	Sedan, (6 Cyl. Eng.)	88-1613	88-1613	
	01-02	Coupe, (6 Cyl. Eng.)	88-1510	88-1510	
	03-07	6 Cyl. Eng. (Exc. Hybrid)	88-1625	88-1625	
	03-07	4 Cyl. Engine	88-1624	88-1624	
	05-07	Hybrid	88-1624	88-1624	
	08-12		88-1628	88-1628	
	13-17	2.4L	88-1618	88-1618	
		3.5L	88-1637	88-1637	
	14-17	Hybrid	88-1637	88-1637	
Accord Crosstour	10-12		88-1641	88-1641	
	13-15	Hydraulic Gear	88-1641	88-1641	
		Electric Gear	88-1645	88-1645	
Civic	73-79		88-1529	88-1529	
	80-83		88-1547	88-1547	
	84-87	Manual	N/A	88-1546	
	85-87	Power	88-1528	88-1528	
	88-91	Manual	88-1546	88-1516	
	88-91	Power	88-1531	88-1531	
	92-00	Manual	88-1546	88-1546	
	92-00	Power	88-1530	88-1570	
	01-05	1.7L	N/A (Center)	88-1605	
	06-11		88-1627	88-1627	
	12-15		88-1618	88-1618	
	16-17		88-1699	88-1699	
	Civic del Sol	93-97	Manual	88-1546	88-1546
		1993	Power	88-1530	88-1530
1994		Power, S, Si	88-1530	88-1530	
1994		Power, V-Tec	88-1530	88-1570	
95-97		Power	88-1530	88-1570	
CRX	84-87		N/A	88-1546	
	88-91	Manual	88-1546	88-1516	
	88-91	Power	88-1531	88-1531	
CR-Z	11-16		88-1637	88-1637	
Fit	07-08		88-1645	88-1606	
	09-14		88-1637	88-1637	
	15-16		88-1639	88-1639	
	2017	Japan Built	88-1639	88-1639	
		Mexico Built	88-1685	88-1685	
Insight	10-14		88-1637	88-1637	
Prelude	79-82		88-1529	88-1529	
	83-91	2.4L	88-1531	88-1531	
	92-96		88-1576	88-1576	

RACK & PINION BELLOWS



MODEL	YEARS	SPECIFICATIONS	LEFT	RIGHT
Honda (Continued)				
Prelude (Continued)	97-01		88-1576	N/A
S2000	00-09		88-1591	88-1591
Wagovan	84-87	Manual	N/A	88-1546
	1988	Power	88-1531	88-1531

Honda SUV/Truck/Van				
CR-V	97-01		88-1570	88-1530
	02-06		N/A (Center)	88-1605
	07-11	Japan Produced Vehicle	88-1645	88-1645
	10-11	US Produced Vehicle	88-1631	88-1631
	12-16		88-1637	88-1637
	17-18		88-1699	88-1699
Element	03-11		N/A (Center)	88-1605
HR-V	16-18		88-1639	88-1639
Odyssey	95-97		88-1576	88-1570
	1998		88-1653	88-1653
	99-04		88-1613	88-1613
	05-17		88-1626	88-1626
Passport	98-02		88-1582	88-1582
Pilot	03-08		88-1590	88-1590
	09-15		88-1632	88-1632
	16-17		88-1637	88-1637
Ridgeline	06-14		88-1626	88-1626
	15-16	Not Produced These Years		
	17-18		88-1637	88-1637

Hyundai					
Accent	95-05		88-1541	88-1541	
	06-17		88-1625	88-1625	
Azera	06-11		88-1613	88-1613	
	12-17		88-1626	88-1626	
Elantra	1992	(To 4/22/92)	88-1534	88-1534	
		(From 4/22/92)	88-1541	88-1541	
	93-00		88-1541	88-1541	
	01-06		88-1572	88-1572	
	07-10		88-1645	88-1645	
	11-12	1.8L		88-1664	88-1664
		2.0L		88-1645	88-1645
	13-16		88-1664	88-1664	
17-18		88-1676	88-1676		
Elantra Coupe	13-14		88-1664	88-1664	
Elantra GT	13-15		88-1664	88-1664	
	16-17		88-1630	88-1630	
	2018		88-1676	88-1676	
Equus	11-14		88-1626	88-1626	
	15-16		88-1638	88-1638	
Excel	86-89	Power	88-1534	88-1534	
	1990	Manual (From 1/5/90)	88-1541	88-1541	
		Power (To 1/5/90)	88-1534	88-1534	
		Power (From 1/5/90)	88-1541	88-1541	
	92-94		88-1541	88-1541	
Genesis	09-13	w/o EHPS	88-1644	88-1644	
		w/EHPS	88-1626	88-1626	
	2014		88-1626	88-1626	



RACK & PINION BELLOWS

MODEL	YEARS	SPECIFICATIONS	LEFT	RIGHT
Hyundai (Continued)				
Genesis Coupe	10-16		88-1644	88-1644
Ioniq	17-18		88-1676	88-1676
Scoupe	91-95	Manual	88-1541	88-1541
	91-93	Power	88-1564	88-1564
	1994	Power (To 01/01/94)	88-1564	88-1564
		Power (From 01/01/94)	88-1541	88-1541
1995	Power	88-1541	88-1541	
Sonata	89-91	2.4L, Mando Design	88-1541	88-1541
		2.4L, TRW Design	88-1564	88-1564
	90-91	3.0L	88-1564	88-1564
	1992	2.0L, Mando Design	88-1541	88-1541
		2.0L, TRW Design	88-1564	88-1564
		3.0L	88-1564	88-1564
	1993		88-1564	88-1564
	94-98		88-1541	88-1541
	99-10		88-1613	88-1613
	11-14		88-1626	88-1626
	2015	Except Hybrid	88-1676	88-1676
		Hybrid	88-1626	88-1626
	16-17		88-1676	88-1676
Tiburon	97-01		88-1541	88-1541
	03-08		88-1572	88-1572
Veloster	12-14		88-1664	88-1664
	15-17		88-1630	88-1630
XG300	2001		88-1613	88-1613
XG350	02-05		88-1613	88-1613
Hyundai SUV/Truck/Van				
Entourage	07-08		88-1626	88-1626
Santa Fe	01-06		88-1590	88-1590
	07-12		88-1639	88-1639
	13-18		88-1631	88-1631
Santa Fe Sport	13-18		88-1638	88-1638
Tucson	05-09		88-1590	88-1590
	10-15		88-1626	88-1626
	16-18		88-1638	88-1638
Veracruz	07-12		88-1626	88-1626
Infiniti				
G20	91-96		88-1510	88-1510
	99-02		88-1510	88-1534
G35 Coupe	03-07		88-1629	88-1630
G35 Sedan	03-06		88-1629	88-1630
	07-08	AWD	88-1642	88-1642
	07-08	RWD	88-1645	88-1645
G37 Convertible	09-13		88-1645	88-1645
G37 Coupe	2008		88-1645	88-1645
	2009	AWD	88-1630	88-1630
		RWD	88-1645	88-1645
	10-13	AWD	88-1642	88-1642
	10-13	RWD	88-1645	88-1645
G37 Sedan	09-13	AWD	88-1642	88-1642
	09-13	RWD	88-1645	88-1645
I30	96-99		88-1510	88-1510
	00-01		88-1629	88-1630

RACK & PINION BELLOWS



MODEL	YEARS	SPECIFICATIONS	LEFT	RIGHT
Infiniti (Continued)				
I35	02-03		88-1629	88-1629
	2004		88-1629	88-1630
J30	92-97		88-1510	88-1510
M30	1990	To 6/90	88-1510	88-1510
		From 6/90	88-1508	88-1508
	91-92		88-1508	88-1508
M35	06-08		88-1629	88-1630
	09-10	AWD	88-1642	88-1630
	09-10	RWD	88-1629	88-1642
M37	11-13		88-1642	88-1630
M45	03-04		88-1629	88-1630
	06-08		88-1629	88-1630
	09-10	AWD	88-1642	88-1630
	09-10	RWD	88-1629	88-1642
M56	11-13		88-1642	88-1630
Q40	2015		88-1642	88-1642
Q50	14-16	RWD, Hydraulic Gear	TBA	TBA
		AWD, Hydraulic Gear	88-1642	88-1630
		Electric Gear	88-1668	88-1668
Q45	90-96		88-1523	88-1523
	97-01		88-1510	88-1510
	02-06		88-1629	88-1630
Q70	14-17		88-1642	88-1630

Infiniti SUV/Truck/Van

EX35	08-12		88-1642	88-1642
EX37	2013		88-1642	88-1642
FX35	03-06		88-1625	88-1642
	07-08		88-1601	88-1642
	09-12		88-1642	88-1645
FX37	2013		88-1642	88-1645
FX45	03-06		88-1625	88-1642
	07-08		88-1601	88-1642
FX50	09-11		88-1645	88-1642
QX30	17-18		TBA	TBA
QX50	14-17		88-1642	88-1630
QX56	11-13		88-1693	88-1693
QX70	14-17		88-1642	88-1645
QX80	14-17		88-1693	88-1693

Isuzu

I-Mark	85-89	Power	88-1525	88-1525
Impulse	90-92		88-1525	88-1525
Stylus	91-93	Power	88-1525	88-1525

Isuzu SUV/Truck/Van

Amigo	98-00		88-1582	88-1582
Axiom	2002		88-1582	88-1582
Oasis	96-97		88-1576	88-1570
	98-99		88-1653	88-1653
Rodeo	98-04		88-1582	88-1582
Rodeo Sport	01-03		88-1582	88-1582



RACK & PINION BELLOWS

MODEL	YEARS	SPECIFICATIONS	LEFT	RIGHT
Jaguar				
F-Type	14-15	Hydraulic Steering Gear	TBA	TBA
	16-17	RWD, Electric Steering Gear	88-1695	88-1695
S-Type	00-01	To Vin # L66901	88-1614	88-1615
Vanden Plas	82-87	Adwest Type	88-1523	88-1523
	88-92		88-1513	88-1513
	04-09		TBA	TBA
	16-17	Electric Steering Gear	88-1695	88-1695
XJ	16-17	Electric Steering Gear	88-1695	88-1695
XJ6	72-87	Adwest Type	88-1523	88-1523
	88-92		88-1513	88-1513
XJ12	88-92		88-1513	88-1513
XJR	16-17	Electric Steering Gear	88-1695	88-1695
XJS	76-88		88-1513	88-1513
	89-96		88-1523	88-1523
Jeep				
Cherokee	14-18		88-1714	88-1714
Commander	06-10		88-1712	88-1712
Compass	07-16		88-1640	88-1640
	2017	2.0L	88-1640	88-1640
		2.4L	88-1582	88-1582
	2018		88-1582	88-1582
Grand Cherokee	11-15		88-1639	88-1639
	16-17		88-1702	88-1702
Liberty	08-12		88-1639	88-1639
Patriot	07-17		88-1640	88-1640
Renegade	15-18		88-1684	88-1684
Kia				
Amanti	04-06		88-1590	88-1590
	07-09		88-1613	88-1613
Cadenza	14-16		88-1626	88-1626
	17-18		88-1676	88-1676
Forte	10-13	w/Electric Steering Gear	88-1645	88-1645
		w/Hydraulic Steering Gear	88-1625	88-1625
	14-16		88-1664	88-1664
	17-18		88-1630	88-1630
Forte5	14-17		88-1664	88-1664
Forte Koup	11-13	w/Electric Steering Gear	88-1645	88-1645
		w/Hydraulic Gear	88-1625	88-1625
	14-17		88-1664	88-1664
K900	15-17		88-1638	88-1638
Optima	01-05		88-1613	88-1613
	2006	Old Design, 5th VIN Digit is D	88-1613	88-1613
	2006	New Design, 5th VIN Digit is E	88-1660	88-1660
	07-10		88-1660	88-1660
	11-15		88-1626	88-1626
	2016	1.6L & 2.4L (except Hybrid)	88-1638	88-1638
		Hybrid	88-1626	88-1626
	17-18	2.0L	88-1676	88-1676
		1.6L & 2.4L	88-1638	88-1638
	2018	2.0L	88-1676	88-1676
Rio	01-05		88-1525	88-1525
	06-11		88-1645	88-1645
	12-17		88-1625	88-1625
Rio5	06-10		88-1645	88-1645
Sephia	94-01	Manual	88-1534	88-1534
	94-01	Power	88-1520	88-1520

RACK & PINION BELLOWS



MODEL	YEARS	SPECIFICATIONS	LEFT	RIGHT
Kia (Continued)				
Soul	10-11		88-1625	88-1625
	12-13		88-1657	88-1657
	14-18		88-1670	88-1670
Spectra	00-03		88-1520	88-1520
	2004	1.8L	88-1520	88-1520
	2004	2.0L	88-1572	88-1572
	05-09		88-1572	88-1572
Spectra5	05-09		88-1572	88-1572

Kia SUV/Truck/Van

Borrego	2009		88-1626	88-1626
Rondo	07-10		88-1660	88-1660
Sedona	02-05		88-1638	88-1638
	06-12		88-1626	88-1626
	2013	Not Produced This Year		
	2014		88-1626	88-1626
	15-18	w/Electric Steering Gear	TBA	TBA
		w/Hydraulic Steering Gear	88-1680	88-1680
Sorento	03-09		88-1638	88-1638
	2010	Not Produced This Year		
	11-13		88-1639	88-1639
	14-15		88-1638	88-1638
	16-18		88-1676	88-1676
Sportage	05-10		88-1590	88-1590
	11-13		88-1626	88-1626
	14-18		88-1638	88-1638

Land Rover SUV/Truck/Van

Discovery	17-18		88-1634	88-1634
Discovery Sport	16-18		88-1694	88-1694
LR2	01-15		88-1676	88-1676
LR4	10-17		TBA	TBA
Range Rover	03-13		TBA	TBA
	14-18		88-1634	88-1634
Range Rover Evoque	12-17		88-1694	88-1694
Range Rover Sport	06-13		88-1636	88-1636
	2014		TBA	TBA
	15-17		88-1634	88-1634

Lexus

CT200h	11-17		88-1636	88-1636
ES250	90-91		88-1520	88-1520
ES300	92-96		88-1534	88-1534
	97-01	Japan Built	88-1572	88-1572
		USA Built	88-1640	88-1640
	02-03		88-1632	88-1632
ES300h	13-15		88-1686	88-1686
ES330	04-06		88-1632	88-1632
ES350	07-12		88-1631	88-1631
GS300	93-97		88-1577	N/A
	98-05		88-1577	88-1577
	2006		88-1590	88-1590
	07-11		88-1590	88-1590
GS350	2012	Not Produced This Year		





RACK & PINION BELLOWS

MODEL	YEARS	SPECIFICATIONS	LEFT	RIGHT
Lexus (Continued)				
GS350 (Continued)	2013		88-1590	88-1590
	14-17	AWD	88-1651	88-1651
		RWD	88-1590	88-1590
GS400	98-00		88-1577	88-1577
GS430	01-05		88-1577	88-1577
	06-07		88-1590	88-1590
GS450h	07-11		88-1590	88-1590
	2012	Not Produced This Year		
	13-17		88-1590	88-1590
GS460	08-11		88-1590	88-1590
GS F	16-17		88-1651	88-1651
HS250h	10-11		88-1636	88-1636
IS F	08-14		88-1590	88-1590
IS200t	16-17		88-1590	88-1590
IS250	06-15		88-1590	88-1590
IS300	01-05		88-1577	88-1577
	16-18		88-1590	88-1590
IS350	06-18		88-1590	88-1590
LS400	90-94		88-1525	88-1557
	95-00		88-1525	88-1582
LS430	01-06		88-1617	88-1617
LS460	07-17		88-1590	88-1590
LS600h	08-16		88-1590	88-1590
RC200t	16-17		88-1590	88-1590
RC300	16-17		88-1590	88-1590
RC350	15-17		88-1590	88-1590
RC F	15-17		88-1590	88-1590
SC300, SC400	92-00		88-1653	88-1582
SC430	02-10		88-1577	88-1577

Lexus SUV/Truck/Van

GX460	10-17		88-1681	N/A
GX470	03-09		88-1613	88-1613
LX470	98-07		88-1595	88-1595
LX570	08-11		88-1648	88-1648
	2012	Not Produced This Year		
	13-17		88-1648	88-1648
NX200t	15-17		88-1669	88-1669
NX300h	15-17		88-1669	88-1669
RX300	99-03	Japan Built	88-1572	88-1572
		USA Built	88-1640	88-1640
RX330	04-06		88-1632	88-1632
RX350	07-09		88-1632	88-1632
	10-15		88-1631	88-1631
	16-17		88-1686	88-1686
RX400h	06-08		88-1590	88-1590
RX450h	10-15		88-1631	88-1631
	16-18		88-1686	88-1686

Lincoln

Continental	82-83		88-1522	88-1522
	84-94		88-1537	88-1537
	95-02		88-1522	88-1522
	17-18		88-1638	88-1638
LS	00-02		88-1614	88-1615

RACK & PINION BELLOWS



MODEL	YEARS	SPECIFICATIONS	LEFT	RIGHT
Lincoln (Continued)				
Mark VII	84-92		88-1537	88-1537
Mark VII	93-98		88-1537	88-1537
MKS	09-12	3.7L	88-1717	88-1717
	10-12	3.5L	88-1631	88-1631
	13-16		88-1631	88-1631
MKZ	07-12	3.5L	88-1643	88-1643
	13-17		88-1695	88-1695
Zephyr	2006		88-1643	88-1643

Lincoln SUV/Truck/Van

Aviator	03-05		88-1634	88-1634
Mark LT	06-08		88-1634	88-1639
MKC	15-17		88-1638	88-1638
MKT	10-12	3.5L	88-1631	88-1631
		3.7L	88-1717	88-1717
	13-15		88-1631	88-1631
	16-18		88-1626	88-1626
MKX	07-15		88-1641	88-1632
	16-17		88-1695	88-1695
Navigator	03-06		88-1634	88-1639
	07-10		88-1633	88-1633
	11-14		88-1701	88-1701
	15-17		88-1633	88-1633

Mazda

2	11-14		88-1689	88-1689
3	04-13		88-1640	88-1640
	14-18		88-1632	88-1632
323	86-94		88-1527	88-1527
5	06-10		88-1640	88-1640
	2011	Not Produced This Year		
	12-15		88-1640	88-1640
6	03-08		88-1643	88-1643
	09-13		88-1618	88-1618
	14-18		88-1632	88-1632
626	83-85		88-1527	88-1527
	86-87	Power	88-1522	88-1522
	88-89	RPM Sensing (Exc. Turbo)	88-1510	88-1510
		Velocity Sensing	88-1527	88-1527
	90-94	Exc. Turbo, Japan Built ①	88-1510	88-1510
		Exc. Turbo, USA Built ①	88-1525	88-1525
95-02	Turbo	88-1527	88-1527	
			88-1559	88-1559
929	88-89		88-1536	88-1542
	90-95		88-1534	88-1534
GLC	81-93		88-1506	88-1506
	84-85	Manual	88-1527	88-1527
Miata	90-95	Manual	88-1527	88-1527
		Power	88-1536	88-1536
	96-97	Manual	88-1527	88-1527
	99-03	Manual	88-1527	88-1527
Millennia	95-02		88-1534	88-1534

① Note: To determine location of production, refer to vin # (vehicle identification number). For cars produced in USA, the vin # will begin with 1YV; for those produced in japan, the vin # will begin with JM1.





RACK & PINION BELLOWS

MODEL	YEARS	SPECIFICATIONS	LEFT	RIGHT
Mazda (Continued)				
MX-3	92-95	4 Cyl.	88-1527	88-1527
	92-94	6 Cyl.	88-1655	88-1655
MX-5 Miata	06-15		88-1645	88-1646
	16-18		TBA	TBA
MX-6	88-89	RPM Sensing (Exc. Turbo)	88-1510	88-1510
		Velocity Sensing	88-1527	88-1527
	90-94	Exc. Turbo, Japan Built ①	88-1510	88-1510
		Exc. Turbo, USA Built ①	88-1525	88-1525
	95-97	Turbo	88-1527	88-1527
			88-1559	88-1559
① Note: To determine location of production, refer to vin # (vehicle identification number). For cars produced in USA, the vin # will begin with 1YV; for those produced in japan, the vin # will begin with JM1.				
Protegé	90-99		88-1527	88-1527
	00-03		88-1536	88-1536
Protegés	02-03		88-1536	88-1536
RX7	86-91		88-1527	88-1525
	93-95		88-1527	88-1525

Mazda SUV/Truck/Van

B2300	01-09		88-1586	88-1586
B2500	98-01		88-1586	88-1586
B3000	98-07		88-1586	88-1586
B4000	98-09		88-1586	88-1586
CX-3	16-18		88-1582	88-1582
CX-5	13-18		88-1632	88-1632
CX-7	07-12		88-1681	88-1681
CX-9	07-15		88-1668	88-1673
	16-18		88-1582	88-1582
MPV	89-98	4WD	88-1525	88-1525
	00-05		N/A	88-1577
Tribute	01-06		88-1554	88-1554
	08-10		88-1554	88-1554

Mercedes Benz

C32 AMG	02-14		88-1706	88-1706
C55AMG	05-16		88-1706	88-1706
C240	00-05	Except 4Matic	88-1706	88-1706
C300	15-17	4Matic	88-1638	88-1638
C320	01-05	Except 4Matic	88-1706	88-1706
C400	2015		88-1638	88-1638
C450 AMG	2016		88-1638	88-1638
CL63 AMG	08-14		88-1711	88-1711
CL65 AMG	05-06		88-1633	88-1633
	2007	Not Produced This Year		
	08-14		88-1711	88-1711
CL500	00-06		88-1633	88-1633
CL550	07-09		88-1711	88-1711
	10-14		88-1692	88-1692
CL55 AMG	01-06		88-1633	88-1633
CL600	01-06		88-1633	88-1633
	07-11		88-1711	88-1711
	12-14		88-1692	88-1692
CLA45 AMG	14-17		88-1692	88-1692
CLA250	14-18		88-1692	88-1692
CLS63 AMG	07-11		TBA	88-1706

RACK & PINION BELLOWS



MODEL	YEARS	SPECIFICATIONS	LEFT	RIGHT	
Mercedes Benz (Continued)					
CLS63 AMG (Continued)	12-14		88-1591	88-1591	
CLS63 AMG S	14-17		88-1591	88-1591	
CLS400	15-17		88-1591	88-1591	
CLS550	07-11		TBA	88-1706	
	12-17		88-1591	88-1591	
E63 AMG	07-09		88-1692	88-1692	
	10-13		TBA	TBA	
	14-15		88-1591	88-1591	
E63 AMG S	14-16		88-1591	88-1591	
E250	14-16	RWD	88-1711	88-1711	
		AWD	88-1591	88-1591	
E350 Coupe	10-11		88-1706	88-1706	
	12-14	w/o EPS, Exc. 4Matic	88-1706	88-1706	
		w/EPS, Exc. 4Matic	88-1711	88-1711	
		w/o EPS, 4Matic	88-1692	88-1692	
		w/EPS, 4Matic	88-1591	88-1591	
E350 Convertible	2011		88-1706	88-1706	
	12-14	w/o EPS, Exc. 4Matic	88-1706	88-1706	
		w/EPS, Exc. 4Matic	88-1711	88-1711	
		w/o EPS, 4Matic	88-1692	88-1692	
		w/EPS, 4Matic	88-1591	88-1591	
E350 Sedan	2010	3.5L, Exc. 4Matic	88-1706	88-1706	
		3.5L, 4Matic	TBA	TBA	
	11-13	3.5L, Exc. 4Matic	88-1706	88-1706	
		3.5L, 4Matic	TBA	TBA	
		3.0L Diesel, w/o EPS	88-1706	88-1706	
			3.0L Diesel w/EPS	88-1711	88-1711
14-16	Exc. 4Matic	88-1711	88-1711		
	4Matic	88-1591	88-1591		
E350 Wagon	12-13		TBA	TBA	
	14-16		88-1591	88-1591	
E300D	96-99		88-1591	88-1591	
E320	96-03		88-1591	88-1591	
E320 4Matic	98-03		88-1591	88-1591	
E400	13-15	Hybrid	88-1711	88-1711	
		Exc. 4Matic	88-1711	88-1711	
	15-16	4Matic	88-1591	88-1591	
		2017	w/o EPS, Exc. 4Matic	TBA	TBA
		w/EPS, Exc. 4Matic	88-1711	88-1711	
		w/o EPS, 4Matic	88-1692	88-1692	
		w/EPS, 4Matic	88-1591	88-1591	
E420	1997		88-1591	88-1591	
E430	98-02		88-1591	88-1591	
E430 4Matic	01-02		88-1591	88-1591	
E55 AMG	99-02		88-1591	88-1591	
E550 Coupe	10-17	w/o EPS	TBA	TBA	
	12-17	w/EPS	88-1711	88-1711	
E550 Convertible	11-17	w/o EPS	TBA	TBA	
	12-17	w/EPS	88-1711	88-1711	
E550 Sedan	10-11	Exc. 4Matic	TBA	TBA	
	10-14	4Matic	88-1693	88-1693	
R63 AMG	2007		88-1633	88-1633	
R320	07-09		88-1633	88-1633	
R350	06-12		88-1633	88-1633	
R500	06-07		88-1633	88-1633	
S350	2006		88-1633	88-1633	
	12-13		88-1692	88-1692	





RACK & PINION BELLOWS

MODEL	YEARS	SPECIFICATIONS	LEFT	RIGHT
Mercedes Benz (Continued)				
S400	10-13		88-1711	88-1711
S430	00-06	Exc. 4Matic	88-1633	88-1633
S55 AMG	01-06		88-1633	88-1633
S500	00-06	Exc. 4Matic	88-1633	88-1633
S550	07-13	Exc. 4Matic	88-1711	88-1711
		4Matic	88-1692	88-1692
	14-17	Exc. 4Matic	TBA	TBA
		4Matic	88-1591	88-1591
S63 AMG	08-13		88-1711	88-1711
	14-17		TBA	TBA
S65 AMG	06-13		88-1711	88-1711
	2014	Not Produced This Year		
	15-16		TBA	TBA
S600	01-06		88-1633	88-1633
	07-13		88-1711	88-1711
	2014	Not Produced This Year		
	15-17		TBA	TBA
SL55 AMG	03-08		88-1633	88-1633
SL63 AMG	2009		88-1633	88-1633
	2010	Not Produced This Year		
	11-12		88-1633	88-1633
	13-18		88-1711	88-1711
SL65 AMG	05-09		88-1633	88-1633
	2010	Not Produced This Year		
	2011		88-1711	88-1711
	2012	Not Produced This Year		
	13-18		88-1711	88-1711
SL400	15-16		88-1711	88-1711
SL500	03-06		88-1633	88-1633
SL550	07-09		88-1633	88-1633
	2010	Not Produced This Year		
	11-12		88-1633	88-1633
	13-18		88-1711	88-1711
SL600	04-09		88-1633	88-1633
SLK55 AMG	05-10		88-1706	88-1706
	2011	Not Produced This Year		
	12-16		88-1692	TBA
SLK250	12-15		88-1692	TBA
SLK280	06-18		88-1706	88-1706
SLK300	09-11		88-1706	88-1706
	2016		88-1692	TBA
SLK350	06-11		88-1706	88-1706
	12-16		88-1692	TBA

Mercedes SUV/Truck/Van

G63 AMG	13-17		88-1634	88-1634
GL63 AMG	13-16		88-1634	88-1634
GL320	07-09		88-1633	88-1633
GL350	10-12		88-1633	88-1633
	13-16		88-1634	88-1634
GL450	07-12		88-1633	88-1633
	13-17		88-1634	88-1634
GL550	08-12		88-1633	88-1633
	13-16		88-1634	88-1634
GLA45 AMG	15-17		88-1692	88-1692

RACK & PINION BELLOWS



MODEL	YEARS	SPECIFICATIONS	LEFT	RIGHT
Mercedes SUV/Truck/Van (Continued)				
GLA250	15-17		88-1692	88-1692
GLC300	16-17		88-1638	88-1638
GLE63 AMG	16-17		88-1634	88-1634
GLE63 AMG S	16-17		88-1634	88-1634
GLE300d	2016		88-1634	88-1634
GLE350	16-17		88-1634	88-1634
GLE400	16-17		88-1634	88-1634
GLE450	2016		88-1634	88-1634
GLK250	13-15		88-1692	88-1692
GLK350	10-15		88-1692	88-1692
ML55 AMG	00-03		88-1587	88-1587
ML63 AMG	07-11		88-1633	88-1633
	12-15		88-1634	88-1634
ML250	2015		88-1634	88-1634
ML320	98-03		88-1587	88-1587
	07-09		88-1633	88-1633
ML350	03-05		88-1587	88-1587
	06-11		88-1633	88-1633
	12-15		88-1634	88-1634
ML400	2015		88-1634	88-1634
ML430	99-01		88-1587	88-1587
ML450	10-11		88-1633	88-1633
ML500	02-05		88-1587	88-1587
	06-07		88-1633	88-1633
ML550	08-11		88-1633	88-1633
	12-14		88-1634	88-1634

Mercury

Bobcat	75-80	Manual	88-1523	88-1523
		Power	88-1521	N/A
Capri	79-81	Manual	88-1541	88-1541
		Power, Ford Design	88-1522	88-1522
	79-83	Power, TRW Design	88-1521	88-1521
		84-86	Power	88-1527
	91-94		88-1527	88-1527
Cougar	80-83	Manual	88-1541	88-1541
		Power	88-1522	88-1522
	84-97		88-1537	88-1537
	99-02		88-1554	88-1554
LN7	82-83	Manual	88-1525	N/A
		Power	88-1500	88-1500
Lynx	81-6/85	Manual	88-1525	N/A
		Power	88-1500	88-1500
Marquis	83-86		88-1537	88-1537
Milan	06-09		88-1643	88-1643
Mystique	95-00		88-1554	88-1554
Sable	86-05		88-1537	88-1537
Topaz	84-6/85	Manual	88-1525	N/A
		Power	88-1500	88-1500
	84-86	Ford Design	88-1537	88-1537
		TRW Design	88-1500	88-1500
	90-94		88-1537	88-1537
Tracer	88-89	Power	88-1527	88-1527
		91-96	Manual	88-1534
		Power, 1.8L	88-1527	88-1527
		Power, 1.9L	88-1537	88-1537





RACK & PINION BELLOWS

MODEL	YEARS	SPECIFICATIONS	LEFT	RIGHT
Mercury (Continued)				
Tracer (Continued)	97-99		88-1537	88-1537
Zephyr	78-83	Manual	88-1541	88-1541
		Power	88-1522	88-1522

Mercury SUV/Truck/Van				
Mariner	2005		88-1554	88-1554
	06-07	Exc. Hybrid	88-1554	88-1554
	06-07	Hybrid	88-1613	88-1613
	09-11		88-1638	88-1638
Mountaineer	97-05		88-1586	88-1586
	06-10		88-1633	88-1633
Villager	93-02		88-1622	88-1622

Merkur				
XR4Ti	1985		88-1534	88-1534

Mini				
Cooper Convertible	05-08		88-1666	88-1666
	09-15		88-1618	88-1618
	16-18		88-1683	88-1683
Cooper Hatchback	02-06		88-1666	88-1666
	07-13		88-1618	88-1618
	14-18		88-1683	88-1683
Cooper Wagon	08-14		88-1618	88-1618
Cooper Clubman	16-18		88-1683	88-1683
Cooper Countryman	11-16		88-1618	88-1618
	17-18		88-1683	88-1683
Cooper Paceman	13-16		88-1618	88-1618

Mitsubishi				
3000GT	91-99	Front Wheel Steering	88-1534	88-1534
Cordia	83-84	Manual	88-1534	N/A
	83-88	Power	88-1534	88-1534
Diamante	92-96		88-1534	88-1534
Eclipse	90-94	Manual	88-1534	N/A
		Power	88-1534	88-1534
	95-99		88-1513	88-1513
	00-05		88-1577	88-1577
	06-12		88-1618	88-1618
Eclipse Spyder	96-99		88-1534	88-1534
	01-04		88-1577	88-1577
	07-10		88-1618	88-1618
Expo/Expo LRV	92-96		88-1534	88-1534
Galant	85-93		88-1534	88-1534
	94-95	USA Built ①	88-1513	88-1513
	94-95	Japan Built ①	88-1534	88-1534
	96-98		88-1513	88-1513
	99-03		88-1577	88-1577
	04-12		88-1618	88-1618

① Note: To determine location of production, refer to vin # (vehicle identification number). For cars produced in USA/North America, the 11th digit of the vin # will be "E"; for those produced in Japan, the 11th digit of the vin # will be "A", "J", "P", "U", "Y" or "Z".

Lancer	2002		88-1606	88-1606
---------------	------	--	---------	---------

RACK & PINION BELLOWS



MODEL	YEARS	SPECIFICATIONS	LEFT	RIGHT
Mitsubishi (Continued)				
Lancer (Continued)	03-06	2.0L, Evolution	88-1647	88-1647
	03-07	2.0L, (Exc. Evolution)	88-1606	88-1606
	04-06	2.4L	88-1647	88-1647
	08-10		88-1625	88-1625
	11-15	Except Ralliart & Evolution	88-1618	88-1618
		Ralliart, Evolution	88-1630	88-1630
	16-17		88-1618	88-1618
Mirage	85-88	Manual	88-1506	88-1506
		Power	88-1534	88-1534
	89-02	Manual	88-1534	N/A
		Power	88-1534	88-1534
	14-17		88-1618	88-1618
Precis	90-93	Manual	88-1541	88-1541
	90-94	Power	88-1534	88-1534
Sigma	89-90		88-1534	88-1534
Tredia	83-86	Manual	88-1534	N/A
	84-88	Power	88-1534	88-1534

Mitsubishi SUV/Truck/Van

Endeavor	04-08		88-1642	88-1642
	2010		88-1642	88-1642
Outlander	03-06		88-1647	88-1647
	07-10		88-1625	88-1625
	11-13		88-1630	88-1630
	14-17		88-1618	88-1618
Outlander Sport	11-14		88-1618	88-1618
	2015		88-1590	88-1590
	16-17		88-1618	88-1618
Van	87-90	Manual	88-1525	88-1525
		Power	88-1534	88-1534

Nissan/Datsun

200SX	1984	Manual	88-1506	88-1504
	84-86	Power	88-1502	88-1502
	87-88		88-1502	88-1507
	95-98	Manual	88-1509	88-1504
		Power	88-1601	88-1601
240SX	89-98	Front Wheel Steering	88-1510	88-1510
280ZX	79-81	Manual	88-1506	88-1506
300ZX	84-89		88-1502	N/A
	90-96		88-1510	88-1510
350Z	03-09		88-1629	88-1630
370Z	09-18		88-1645	88-1645
Altima	93-95		88-1541	88-1541
	1996	To 2/96	88-1541	88-1541
		From 2/96	88-1613	88-1613
	97-01		88-1613	88-1613
	02-03	To 9/03	88-1629	88-1630
		From 9/03	88-1628	88-1628
	04-06		88-1628	88-1628
	07-12	Sedan	88-1629	88-1630
		Hybrid	88-1618	88-1618
	08-13	Coupe	88-1629	88-1630
13-17	Sedan	88-1594	88-1594	
Cube	09-14		88-1618	88-1618





RACK & PINION BELLOWS

MODEL	YEARS	SPECIFICATIONS	LEFT	RIGHT	
Nissan/Datsun (Continued)					
GT-R	09-17		88-1645	88-1645	
Leaf	11-13		88-1644	88-1644	
	14-17		88-1632	88-1632	
Maxima	85-88		88-1502	88-1507	
	89-99		88-1510	88-1510	
	00-03		88-1629	88-1630	
	04-08		88-1628	88-1628	
	09-14		88-1629	88-1630	
	2015	Not Produced This Year			
	16-18		88-1594	88-1594	
NX	91-93		88-1509	88-1509	
Pulsar	1983	Manual	88-1506	88-1504	
		Power	N/A	88-1507	
Pulsar NX	83-86	Manual	88-1506	88-1504	
		Power	88-1506	88-1504	
Sentra	87-88		88-1502	88-1508	
	82-83	Manual	88-1506	88-1504	
		Power	N/A	88-1507	
	84-86	Manual	88-1506	88-1504	
		Power	88-1502	N/A	
	87-88	Manual	88-1506	88-1504	
		Power	88-1502	88-1508	
	89-90	Manual	88-1506	88-1504	
		Power, Japan Built ①	88-1502	88-1508	
		Power, USA Built ①	88-1528	88-1528	
	91-94	Manual, Japan Built ①	88-1509	88-1504	
		Power, Japan Built ①	88-1509	88-1509	
		Power, 1.6L, USA Built ①	88-1528	88-1528	
		Power, 2.0L, USA Built ①	88-1509	88-1509	
	95-99	Manual	88-1509	88-1504	
	95-06	Power	88-1601	88-1601	
07-12		88-1590	88-1590		
13-16		88-1632	88-1632		
17-18	Exc. SR Turbo w/Tuned Steering	88-1632	88-1632		
	SR Turbo w/Tuned Steering	88-1673	88-1673		
Stanza	82-85	Power	N/A	88-1507	
		Sedan & 5 Dr. Hatchback	88-1502	88-1507	
	90-92		88-1510	88-1510	
Stanza Wagon	86-88	2WD	N/A	88-1507	
	86-88	AWD	88-1502	88-1507	
Versa	07-11		88-1618	88-1618	
	2012	1.6L	88-1617	88-1617	
		1.8L	88-1618	88-1618	
	13-17		88-1617	88-1617	
Versa Note	14-17		88-1617	88-1617	
Nissan SUV/Truck/Van					
Armada	08-18		88-1693	88-1693	
Axxess	1990		88-1510	88-1510	
Frontier	05-17		88-1626	88-1626	
Juke	11-17		88-1644	88-1644	
Murano	03-04		88-1626	88-1626	
	2005	AWD	88-1629	88-1629	
	2005	FWD	88-1630	88-1630	

① Note: To determine location of production, refer to vin # (vehicle identification number). For cars produced in USA/North America, the vin # will begin with IN-4; for those produced in Japan, the vin # will begin with JN-1.

RACK & PINION BELLOWS



MODEL	YEARS	SPECIFICATIONS	LEFT	RIGHT
Nissan SUV/Truck/Van (Continued)				
Murano (Continued)	06-07		88-1629	88-1630
	09-14		88-1642	88-1645
	15-17		88-1594	88-1594
NV200	13-18		88-1632	88-1632
Pathfinder	05-12		88-1626	88-1626
	13-18		88-1594	88-1594
Quest	93-02		88-1622	88-1622
	04-09		88-1642	88-1630
	2010	Not Produced This Year		
	11-16		88-1645	88-1590
Rogue	08-13		88-1644	88-1644
	14-18		88-1590	88-1590
Rogue Select	14-15		88-1644	88-1644
Titan	03-15		88-1693	88-1693
	2016	Not Produced This Year		
	2017		88-1623	88-1623
Xterra	05-16		88-1626	88-1626

Oldsmobile

88	92-99		88-1564	88-1564
98	85-96		88-1564	88-1564
Achieva	92-98		88-1621 (Center)	
Alero	99-04		88-1564	88-1564
Aurora	95-99		88-1564	88-1564
	01-02	3.5L	88-1564	88-1564
	01-03	4.0L	88-1655	88-1655
Calais	85-87		88-1552 (Center)	
Cutlass	97-98	1st Design (Non-Vented)	88-1655	88-1655
		2nd Design (Vented)	88-1564	88-1564
	1999		88-1564	88-1564
Cutlass Calais	1988	W/ Aluminum Tower Housing	88-1552 (Center)	
	88-91	W/ Cast Iron Tower Housing	88-1621 (Center)	
Cutlass Ciera	82-96		88-1564	88-1564
Cutlass Supreme	88-97		88-1564	88-1564
Delta 88	86-91		88-1564	88-1564
Firenza	82-88		88-1552 (Center)	
Intrigue	98-02		88-1564	88-1564
LSS	96-99		88-1564	88-1564
Omega	80-81	Manual	88-1510	88-1510
		Power	88-1524	88-1524
	82-84		88-1564	88-1564
Regency	97-98		88-1564	88-1564
Toronado	86-92		88-1564	88-1564

Oldsmobile SUV/Truck/Van

Silhouette	90-96		88-1564	88-1564
	97-04		88-1655	88-1655

Plymouth

Acclaim	89-95		88-1521	88-1521
Breeze	96-00		88-1601	88-1601
Caravelle	1985		88-1564	88-1564
	1986	Saginaw Design	88-1564	88-1564
		TRW Design	88-1521	88-1521





RACK & PINION BELLOWS

MODEL	YEARS	SPECIFICATIONS	LEFT	RIGHT
Plymouth (Continued)				
Caravelle (Continued)	87-88		88-1521	88-1521
Colt	85-89	Manual	88-1506	88-1506
		Power	88-1534	88-1534
	90-94	Manual	88-1534	N/A
		Power	88-1534	88-1534
Colt Vista	84-91	Manual	88-1534	N/A
	85-94	Power	88-1534	88-1534
Horizon	78-82	Power	88-1524	88-1524
	83-85		88-1564	88-1564
	1986	Power, Saginaw Design	88-1564	88-1564
		Power, TRW Design	88-1521	88-1521
	87-90		88-1521	88-1521
Laser	90-94	Manual	88-1534	N/A
	90-94	Power	88-1534	88-1534
Neon	95-99	Power	88-1521	88-1521
Reliant	81-89	Manual	88-1523	N/A
	81-82	Power	88-1521	88-1521
	83-85	Power	88-1564	88-1564
	1986	Power, Saginaw Design	88-1564	88-1564
	1986	Power, TRW Design	88-1521	88-1521
	87-89	Power	88-1521	88-1521
Scamp	1983	Manual	88-1523	N/A
		Power	88-1564	88-1564
Sundance	1987	Manual	88-1523	N/A
		Power, Saginaw Design	88-1564	88-1564
		Power, TRW Design	88-1521	88-1521
	88-94	Power	88-1521	88-1521

Plymouth SUV/Truck/Van

Grand Voyager	1988	Manual	88-1541	88-1541
	88-99	Power	88-1521	88-1521
Voyager	84-88	Manual	88-1541	88-1541
	84-00	Power	88-1521	88-1521

Pontiac

6000	82-91		88-1564	88-1564
Bonneville	87-99		88-1564	88-1564
	00-05	w/ Magnetic Speed Variable Steering	88-1564	88-1564
	00-05	w/o Magnetic Speed Variable Steering	88-1655	88-1655
Fiero	84-87		N/A	88-1509
	1988		88-1553	88-1553
Firebird	93-02		88-1655	88-1655
G5	07-09		88-1640	88-1640
G6	05-10	Electric Gear, Except Gtp	88-1618	88-1618
		Hydraulic Gear	88-1721	88-1721
Grand Am	85-87		88-1552 Center	
	1988	W/ Aluminum Tower Housing	88-1552 (Center)	
		W/ Cast Iron Tower Housing	88-1621 (Center)	
	89-98		88-1621 (Center)	
	99-05		88-1564	88-1564
Grand Prix	88-08		88-1564	88-1564
J2000	82-83		88-1552 (Center)	
J2000 Sunbird	1984		88-1552 (Center)	
LeMans	88-90		88-1552 (Center)	
	91-93	Manual	88-1552 (Center)	

RACK & PINION BELLOWS



MODEL	YEARS	SPECIFICATIONS	LEFT	RIGHT
Pontiac (Continued)				
Phoenix	80-84	Manual	88-1510	88-1510
	80-81	Power	88-1524	88-1524
	82-84	Power	88-1564	88-1564
Sunbird	86-87		88-1552 (Center)	
	1988	Manual	88-1552 (Center)	
		Power, W/ Aluminum Tower Housing	88-1552 (Center)	
		Power, W/ Cast Iron Tower Housing	88-1621 (Center)	
	89-90	Manual	88-1552 (Center)	
Power		88-1621 (Center)		
91-94		88-1621 (Center)		
Sunfire	95-05		88-1564	88-1564
T1000	81-87	Manual	88-1509	88-1509
		Power	88-1564	88-1564
Vibe	03-08		88-1631	88-1631

Pontiac SUV/Truck/Van

Aztek	01-05		88-1655	88-1655
Montana	99-06		88-1655	88-1655
Torrent	06-09	3.4L	88-1640	88-1640
	08-09	3.6L	88-1582	88-1582
Trans Sport	90-96		88-1564	88-1564
	97-98		88-1655	88-1655

Porsche

718 Boxster	17-18		88-1617	88-1617
911	1999		88-1513	88-1513
Boxster	97-99		88-1513	88-1513
	00-04		88-1580	88-1580
	05-12		TBA	TBA
	13-16		88-1617	88-1617
Cayman	14-16		88-1617	88-1617
Panamera	10-16		88-1591	88-1591

Porsche SUV/Truck/Van

Cayenne	03-17		88-1709	88-1709
Macan	15-17		88-1631	88-1656

Ram Truck/Van

1500	11-12		88-1623	88-1623
	13-17		88-1715	88-1715
C/V	12-15		88-1685	88-1685

Renault

Alliance	83-87	Manual	88-1506	88-1506
	83-87	Power	88-1500	88-1500
Encore	84-86	Manual	88-1506	88-1506
	84-86	Power	88-1500	88-1500

Saab

9-5	10-11		88-1590	88-1590
99	74-78	Manual	88-1513	88-1513
900	79-85	Manual	88-1523	88-1523





RACK & PINION BELLOWS

MODEL	YEARS	SPECIFICATIONS	LEFT	RIGHT
Saturn				
Astra	2008	w/Quick Ratio	88-1644	88-1644
Ion	06-07	Red Line	88-1640	88-1640
Ion-2	06-07		88-1640	88-1640
Ion-3	06-07	2.2L	88-1640	88-1640
	06-07	2.4L	88-1640	88-1640
SC	91-02	All	88-1655	88-1655
SL, SW	95-02	All	88-1655	88-1655

Saturn SUV/Truck/Van				
Outlook	07-10		88-1636	88-1636
Relay	05-07		88-1655	88-1655
Vue	2006		88-1640	88-1640
	2007	Exc. Hybrid	88-1640	88-1640
	08-09	w/Electric Steering Gear	88-1640	88-1640
	08-09	w/Hydraulic Steering Gear	88-1582	88-1582

Scion				
FR-S	13-16		88-1653	88-1653
iA	16-17		88-1582	88-1582
iM	16-17		88-1636	88-1636
tC	05-10		88-1613	88-1613
	11-16		88-1636	88-1636
xA	04-06		88-1642	88-1642
xB	04-06		88-1642	88-1642
	2007	Not Produced This Year		
	08-15		88-1636	88-1636
xD	08-14		88-1632	88-1632

Sterling				
825, 827	87-91	All	88-1530	88-1530

Subaru				
BRZ	13-17		88-1646	88-1646
Crosstrek	16-18		88-1625	88-1625
DL	85-89	Power	88-1535	88-1535
GL	85-89	Power	88-1535	88-1535
GL-10	85-89	Power	88-1535	88-1535
Impreza	93-97	To 5/97	88-1535	88-1535
	12-17		88-1665	88-1665
Impreza 2.5 GT	09-10		88-1662	88-1624
Impreza 2.5i	06-07		88-1646	88-1646
	08-11		88-1662	88-1624
Impreza Outback	95-97	To 5/97	88-1535	88-1535
	2004		88-1646	88-1646
Impreza Outback Sport	05-07		88-1646	88-1646
	08-10		88-1662	88-1624
Impreza RS	04-05		88-1646	88-1646
Impreza TS	2004		88-1646	88-1646
Impreza WRX	2004		88-1646	88-1646
	05-07		88-1659	88-1665
	08-14		88-1662	88-1624
Impreza WRX Limited	06-14		88-1662	88-1624
Impreza WRX Premium	09-14		88-1662	88-1624

RACK & PINION BELLOWS



MODEL	YEARS	SPECIFICATIONS	LEFT	RIGHT
Subaru (Continued)				
Impreza WRX STi	05-07		88-1659	88-1665
	08-14		88-1662	88-1624
Impreza WRX Sti Limited	2007		88-1659	88-1665
	11-14		88-1662	88-1624
Impreza WRX TR	06-07		88-1659	88-1665
Justy	87-94		88-1527	88-1527
Legacy	90-04		88-1535	88-1535
	05-09		88-1624	88-1624
	10-14		88-1659	88-1665
	15-18		88-1659	88-1659
Loyale	90-94	Power	88-1535	88-1535
Outback	00-04		88-1535	88-1535
	05-09		88-1624	88-1624
	10-14		88-1659	88-1665
	15-18		88-1659	88-1659
RX	86-89	Power	88-1535	88-1535
Standard	85-87	Power	88-1535	88-1535
WRX	15-18	Except EPS	88-1662	88-1624
		w/EPS	88-1659	88-1659
XV Crosstrek	13-15		88-1625	88-1625
XT	85-91	Power	88-1535	88-1535

Subaru SUV/Truck/Van

B9 Tribeca	06-07		88-1642	88-1642
Baja	03-06		88-1535	88-1535
Forester	03-08		88-1646	88-1646
	09-13		88-1659	88-1665
	14-17		88-1665	88-1665
Tribeca	08-14		88-1642	88-1642

Suzuki

Kizashi	10-13		88-1634	88-1643
Swift	89-96	Manual	88-1526	88-1525
		Power	88-1536	88-1536
		1997	Manual	88-1526
SX4	07-13	Power (To Chassis # V6603871)	88-1536	88-1536
			88-1647	88-1606

Suzuki SUV/Truck/Van

Equator	09-12		88-1626	88-1626
Grand Vitara	99-05		88-1536	88-1536
Vitara	99-04		88-1572	N/A
XL-7	02-06		88-1536	88-1536

Toyota

Avalon	95-96		88-1534	88-1534
	97-04		88-1640	88-1640
	05-12		88-1632	88-1632
	13-18		88-1686	88-1686
Camry	83-86	Manual	88-1548	N/A
		Power	88-1512	88-1512
	87-91		88-1520	88-1520
	92-95		88-1534	88-1534





RACK & PINION BELLOWS

MODEL	YEARS	SPECIFICATIONS	LEFT	RIGHT
Toyota (Continued)				
Camry (Continued)	1996	2.2L (To 7/96)	88-1534	88-1534
		2.2L (From 7/96)	88-1572	88-1572
		3.0L	88-1534	88-1534
	97-01		88-1640	88-1640
	02-06		88-1632	88-1632
	07-11	Exc. Hybrid	88-1631	88-1631
		Hybrid	88-1632	88-1632
	2012	To 12/2011	88-1631	88-1631
		2.5L From 12/2011	88-1686	88-1686
	13-17	2.5L, Except Hybrid	88-1686	88-1686
		2.5L, Hybrid	88-1617	88-1617
		3.5L	88-1686	88-1686
Celica	82-85	Manual	88-1548	88-1516
		Power	88-1512	88-1512
	86-93		88-1520	88-1520
	94-99		88-1577	88-1577
	00-05		88-1617	88-1617
Celica Supra	82-85		88-1512	88-1512
Corolla	1983	Power	88-1519	88-1519
		Manual	N/A	88-1551
	1984	Power, DLX, 1.8L (Diesel Engine)	88-1520	88-1520
		Power, Sport DLX, Sport SR5 (Hatchback)	88-1519	88-1519
		Power, Sport SR5 (Coupe)	88-1551	88-1551
		Manual	N/A	88-1551
		Power, DLX, 1.6L (Gas Engine)	88-1519	88-1519
	1985	Power, DLX, 1.8L (Diesel Engine)	88-1520	88-1520
		Power, LE, LE Limited, Sport DLX	88-1519	88-1519
		Power, Sport GTS & Sport SR5 (Hatchback)	88-1519	88-1519
		Power, Sport GTS & Sport SR5 (Coupe)	88-1551	88-1551
		Manual	N/A	88-1551
	1986	Power, Sedan & Hatchback	88-1519	88-1519
		Power, Coupe	88-1533	88-1533
		Manual	N/A	88-1551
	1987	Power, DX, LE, Sport DLX	88-1519	88-1519
		Power, FX Series	88-1520	88-1520
		Power, Sport GTS & Sport SR5 (Hatchback)	88-1520	88-1520
		Power, Sport GTS & Sport SR5 (Coupe)	88-1533	88-1533
		Manual	N/A	88-1551
	88-92	Power	88-1520	88-1520
Manual		88-1525	88-1525	
93-97	Power, Japan Built ①	88-1653	88-1653	
	Power, USA Built ①	88-1525	88-1525	
	Manual	88-1525	88-1525	
03-08		88-1631	88-1631	
09-13	USA Built ①	88-1675	88-1675	
09-13	Japan Built ①	88-1632	88-1632	
14-18		88-1675	88-1675	
Cressida	85-92		88-1525	N/A
Echo	00-05	Manual	88-1618	88-1618
		Power	88-1618	88-1618
	03-05	Power	88-1642	88-1642
Matrix	03-08		88-1631	88-1631
	09-13		88-1675	88-1675
MR2	85-89		N/A	88-1516

① **Note:** To determine location of production refer to vin # (vehicle identification number). For cars produced in USA/North America, the vin # will begin with J4T1; for those produced in Japan, the vin # will begin with JT2.

RACK & PINION BELLOWS



MODEL	YEARS	SPECIFICATIONS	LEFT	RIGHT
Toyota (Continued)				
MR2 (Continued)	91-95	Manual	N/A	88-1514
		Power	88-1519	88-1519
MR2 Spyder	00-05		88-1618	88-1618
Paseo	92-98		88-1533	88-1533
Prius	01-03		88-1617	88-1617
	04-09		88-1642	88-1642
	10-11		88-1636	88-1636
	12-15		88-1632	88-1632
	16-18		88-1685	88-1685
Prius C	12-18		88-1632	88-1632
Prius Plug-In	12-15		88-1632	88-1632
Prius V	12-17		88-1632	88-1632
Solara	99-03		88-1640	88-1640
	04-08		88-1632	88-1632
Starlet	81-84		88-1514	88-1516
Supra	86-88		88-1548	88-1557
	89-92		88-1520	88-1520
	93-98		88-1653	88-1653
	80-82		88-1514	88-1516
Tercel	83-86	Manual	N/A	88-1516
		Power	88-1519	88-1519
	87-90	Manual	N/A	88-1516
		Power (Exc. Wagon)	88-1519	88-1519
	91-98	Power (Wagon)	88-1519	88-1514
Manual		88-1514	88-1516	
Venza	09-15		88-1631	88-1631
Yaris	07-14		88-1632	88-1632
	15-17		88-1639	88-1639
Yaris iA	2017		88-1582	88-1582

Toyota SUV/Truck/Van

4 Runner	96-02		88-1573	88-1573
	03-09		88-1613	88-1613
	10-18		88-1681	N/A
FJ Cruiser	07-14		88-1613	88-1613
Highlander	01-03		88-1572	88-1572
	06-07	(Exc. Hybrid)	88-1632	88-1632
		Hybrid	88-1590	88-1590
	08-18		88-1651	88-1651
Land Cruiser	98-07		88-1595	88-1595
	08-11		88-1648	88-1648
	2012	Not Produced This Year		
	13-18		88-1648	88-1648
Previa Van	91-97		88-1548	88-1548
RAV4	96-03		88-1653	88-1653
	04-05		88-1613	88-1613
	06-18		88-1669	88-1669
Sequoia	01-07		88-1603	88-1603
	08-18		88-1648	88-1648
Sienna	98-03	To 1/03	88-1572	88-1572
	03-10	From 1/03	88-1632	88-1632
	11-17		88-1679	88-1679
T100	93-98		88-1572	N/A
Tacoma (2WD)	95-01	Manual	N/A	88-1577
	95-97	Power, 2.4L	88-1577	88-1577





RACK & PINION BELLOWS

MODEL	YEARS	SPECIFICATIONS	LEFT	RIGHT
Toyota SUV/Truck/Van (Continued)				
Tacoma (2WD) (Continued)	95-97	Power, 2.7L	88-1573	88-1573
		Power, 3.4L	88-1577	88-1577
	98-03	Power, Exc. PreRunner	88-1640	88-1572
		Power, PreRunner	88-1573	88-1573
	2004	Power, Exc. PreRunner	88-1640	88-1640
		Power, PreRunner	88-1573	88-1573
	05-15	Power, Exc. PreRunner	88-1640	88-1640
	Power, PreRunner	88-1626	88-1580	
	16-18		88-1626	88-1580
Tacoma (4WD)	95-04		88-1573	88-1573
	05-18		88-1626	88-1580
Tundra	00-06		88-1603	88-1603
	07-16		88-1648	88-1648
Van	86-89	Manual	88-1534	88-1541
		Power	88-1548	88-1548

Volkswagen

New Beetle	98-10		88-1590	88-1590
	2011	Not Produced This Year		
	12-17		88-1613	88-1613
Cabrio	95-96		88-1555	88-1555
	97-02		88-1500	88-1500
Cabrioleto	85-93	Manual	88-1545	N/A
		Power	88-1500	88-1500
CC	09-17		88-1613	88-1613
Corrado	90-95	TRW Design	88-1500	88-1500
	92-95	ZF Design	88-1555	88-1555
EOS	07-16		88-1613	88-1613
Golf (Old Body Style)	85-92	Manual	88-1545	88-1545
		Power	88-1500	88-1500
	93-99	TRW Design	88-1500	88-1500
		ZF Design	88-1555	88-1555
Golf (New Body Style)	99-06		88-1590	88-1590
	10-17		88-1613	88-1613
GTI	2006		88-1590	88-1590
	07-17		88-1613	88-1613
Jetta (Old Body Style)	82-84	Manual	88-1545	N/A
		Power	88-1500	88-1500
	85-89	Manual	88-1545	88-1545
		Power	88-1500	88-1500
	90-92	Manual	88-1545	88-1545
		Power TRW Design	88-1500	88-1500
		Power ZF Design	88-1555	88-1555
	93-99	TRW Design	88-1500	88-1500
	ZF Design	88-1555	88-1555	
Jetta (New Body Style)	99-04		88-1590	88-1590
	2005	To Ch. # 9M-5-149 999	88-1590	88-1590
		From Ch. # 1K-5-600 001	88-1613	88-1613
	06-17		88-1613	88-1613
Passat	90-95	TRW Design	88-1500	88-1500
		ZF Design	88-1555	88-1555
	96-97		88-1555	88-1555
	98-99	4 Cyl. (To 1/31/99)	88-1654	88-1588
		6 Cyl. (To 1/31/99, Outer Bellows only)	88-1654	88-1654
	1999	4 Cyl. (From 2/1/99)	88-1610	88-1588

RACK & PINION BELLOWS



MODEL	YEARS	SPECIFICATIONS	LEFT	RIGHT
Volkswagen (Continued)				
Passat (Continued)	1999	6 Cyl. (From 2/1/99)	88-1610	88-1610
	00-05	4 Cyl.	88-1610	88-1588
		6 Cyl.	88-1610	88-1588
	02-04	8 Cyl.	88-1610	88-1588
	06-10		88-1613	88-1613
	2011	Not Produced This Year		
	12-17		88-1613	88-1613
Phaeton	04-06		88-1635	88-1635
R32	2008		88-1613	88-1613
Rabbit (Includes Convertible and Pickup)	75-81		88-1545	N/A
	1982	Manual	88-1545	N/A
		Power	88-1500	88-1500
	83-84	Manual	88-1545	88-1545
		Power	88-1500	88-1500
06-09		88-1613	88-1613	
Scirocco	75-81		88-1545	N/A
	82-88	Manual	88-1545	N/A
		Power	88-1500	88-1500

Volkswagen SUV/Truck/Van

Eurovan	93-01		88-1545	88-1545
Routan	09-10		88-1640	88-1640
Tiguan	09-17		88-1613	88-1613
Touareg	04-17		88-1634	88-1634
Vanagon (Incl. Syncro)	80-91		88-1545	88-1545

Volvo

240	90-93		88-1541	88-1541
242	75-84	Manual, Cam Design	88-1525	88-1525
		Manual, ZF Design ①	88-1545	88-1545
		Power, Cam Design (Non Vented)	88-1548	88-1548
		Power, Cam Design (Vented)	88-1543	88-1544
		Power, ZF Design ①	88-1545	88-1545
244	75-84	Manual, Cam Design	88-1525	88-1525
		Manual, ZF Design ①	88-1545	88-1545
		Power, Cam Design (Non-Vented)	88-1548	88-1548
		Power, Cam Design (Vented)	88-1543	88-1544
		Power, ZF Design ①	88-1545	88-1545
	85-87	Power, Cam Design	N/A	88-1544
		Power, ZF Design ①	88-1545	88-1545
245	75-84	Manual, Cam Design	88-1525	88-1525
		Manual, ZF Design ①	88-1545	88-1545
		Power, Cam Design (Non Vented)	88-1548	88-1548
		Power, Cam Design (Vented)	88-1543	88-1544
		Power, ZF Design ①	88-1545	88-1545
	85-87	Power, Cam Design	N/A	88-1544
		Power, ZF Design ①	88-1545	88-1545
262	79-81	Manual, Cam Design	88-1525	88-1525
		Power, Cam Design (Non Vented)	88-1548	88-1548
		Power, Cam Design (Vented)	88-1543	88-1544
		ZF Design ①	88-1545	88-1545
264	79-82	Manual, Cam Design	88-1525	88-1525
		Power, Cam Design (Non Vented)	88-1548	88-1548





RACK & PINION BELLOWS

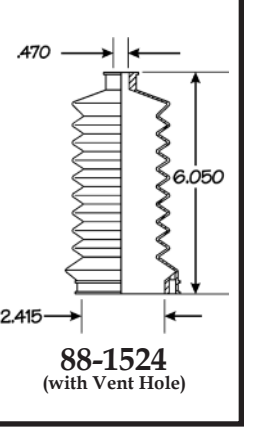
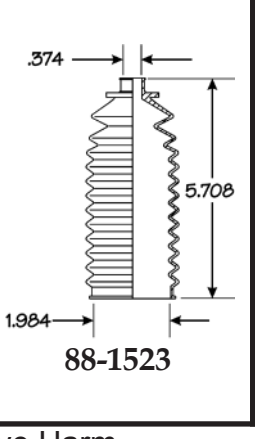
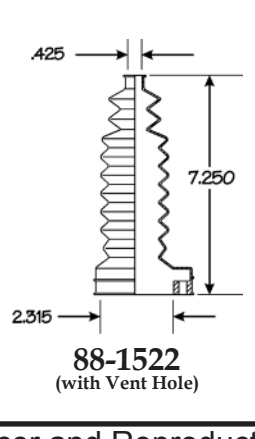
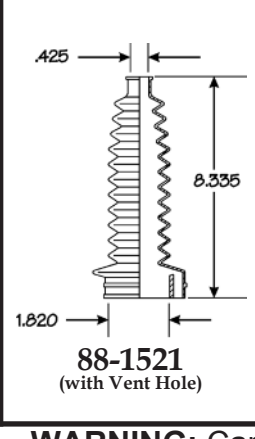
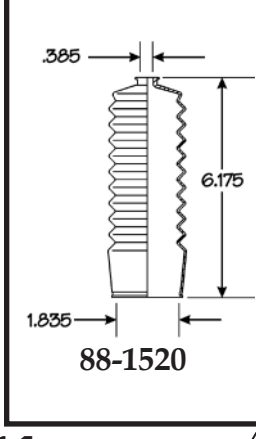
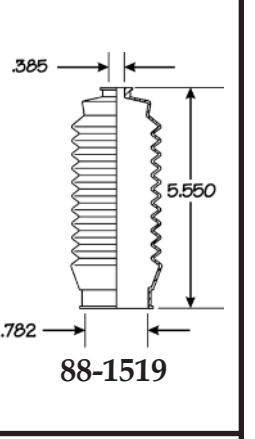
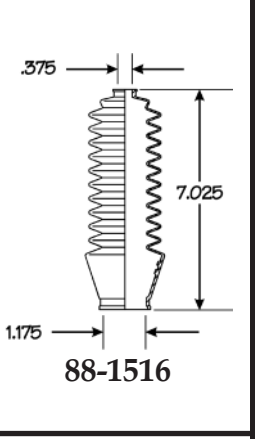
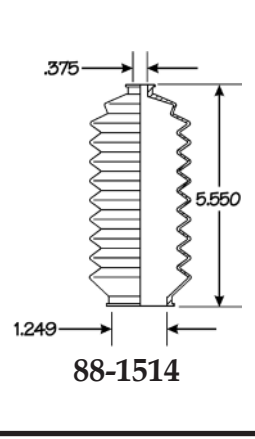
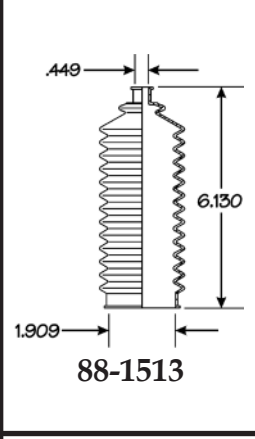
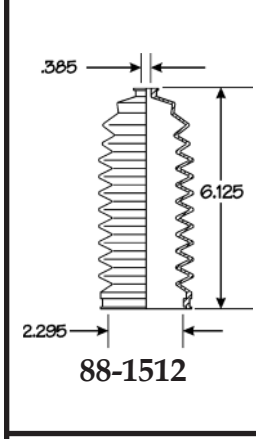
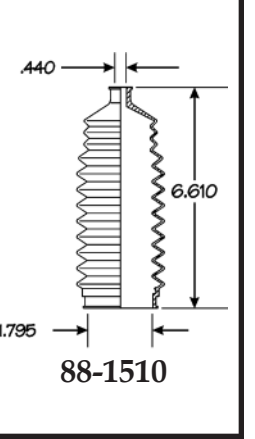
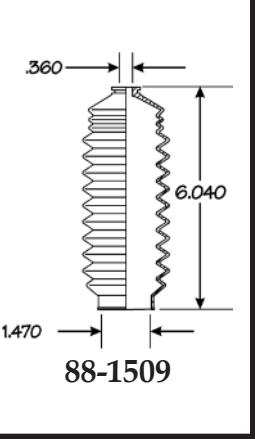
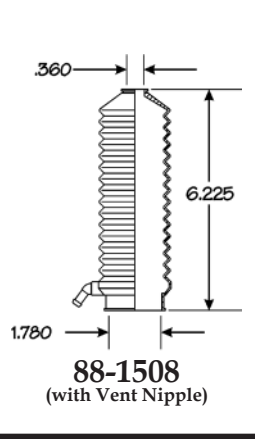
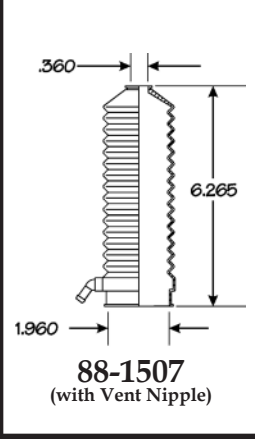
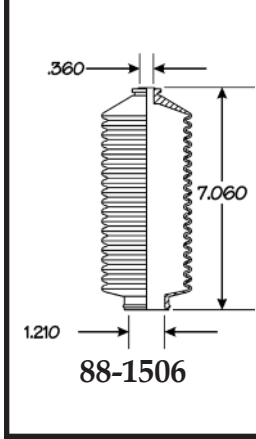
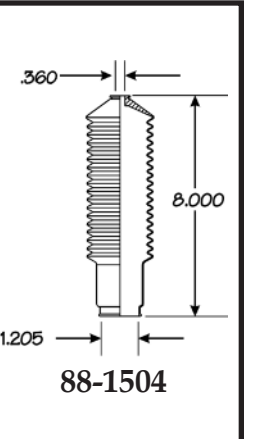
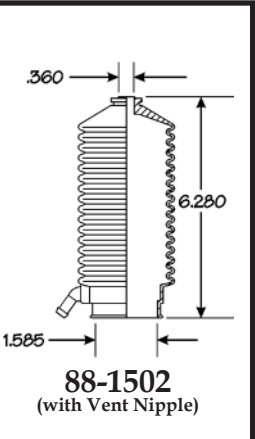
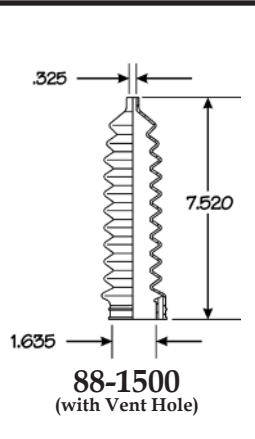
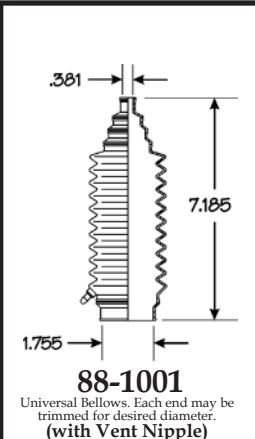
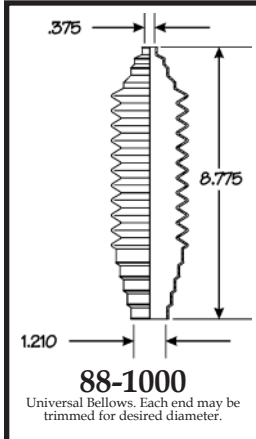
MODEL	YEARS	SPECIFICATIONS	LEFT	RIGHT
Volvo (Continued)				
264 (Continued)	79-82	Power, Cam Design (Vented)	88-1543	88-1544
		ZF Design ①	88-1545	88-1545
265	80-81	Manual, Cam Design	88-1525	88-1525
		Power, Cam Design (Non Vented)	88-1548	88-1548
		Power, Cam Design (Vented)	88-1543	88-1544
		ZF Design ①	88-1545	88-1545
740	85-92	Cam Design	88-1541	88-1541
745	1985	2.3L	88-1541	88-1541
		2.4L	88-1523	88-1541
760	83-84		88-1523	88-1523
	85-87	Cam Design	88-1523	88-1523
	88-90	Cam Design	88-1541	88-1541
780	87-91		88-1523	88-1523
850	93-97		88-1655	88-1655
940	92-93	Cam Design	88-1541	88-1541
	94-95		88-1541	88-1541
960	92-93	Cam Design	88-1541	88-1541
	94-97		88-1541	88-1541
C30	08-13		88-1689	88-1689
C70	98-04	TRW Gear (Marked 4)	88-1655	88-1655
		SMI Gear (Marked 5)	88-1510	88-1510
	2005	Not Produced This Year		
	06-13		88-1689	88-1689
S40	00-03		88-1606	88-1606
S60	01-09		88-1582	88-1582
	2010	Not Produced This Year		
	11-16	Hydraulic Gear w/Speed Sensitive Steering	88-1678	88-1678
	11-17	Hydraulic Gear w/o Speed Sensitive Steering	88-1679	88-1679
	15-17	Electronic Gear	88-1694	88-1694
	2017	Hydraulic Gear w/ & w/o Inscription Package	88-1678	88-1678
S70	98-00	TRW Gear (Marked 4)	88-1655	88-1655
		SMI Gear (Marked 5)	88-1510	88-1510
S80	99-06		88-1582	88-1582
	07-16	w/o Variable Assist Steering	88-1679	88-1679
		w/Variable Assist Steering	88-1678	88-1678
S90	97-98		88-1541	88-1541
V40	00-04		88-1606	88-1606
V60	15-17	Hydraulic Gear, w/o Speed Sensitive Steering	88-1679	88-1679
		Hydraulic Gear with Speed Sensitive Steering	88-1678	88-1678
V70	98-00	TRW Gear (Marked 4)	88-1655	88-1655
		SMI Gear (Marked 5)	88-1510	88-1510
	01-07		88-1582	88-1582
V90	97-98		88-1541	88-1541
XC70	03-07		88-1582	88-1582
	08-16		88-1678	88-1678

① Note: For easier identification ZF DESIGN racks come from the factory with a steel tag on them stating ZF as the manufacturer.

Volvo SUV/Truck/Van

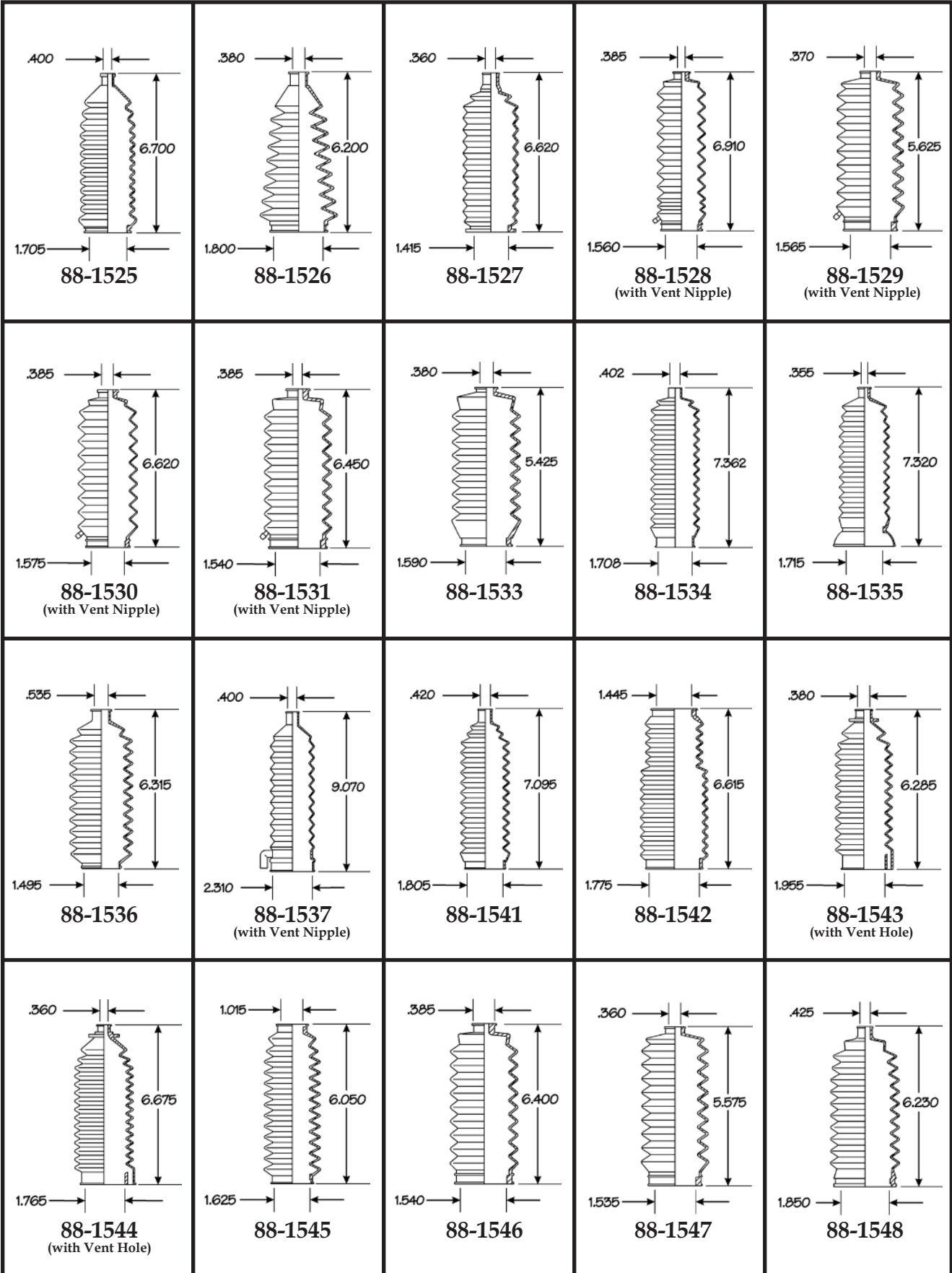
XC60	10-17	Hydraulic Gear	88-1679	88-1679
		Electronic Gear	88-1678	88-1678
XC90	03-14		88-1632	88-1632
	2015	Not Produced This Year		
	16-18		88-1694	88-1694

RACK & PINION BELLOW ILLUSTRATIONS





RACK & PINION BELLOW ILLUSTRATIONS



WARNING: Cancer and Reproductive Harm

RACK & PINION BELLOW ILLUSTRATIONS



<p>88-1551</p>	<p>88-1552 (Thermoplastic) Center</p>	<p>88-1553 (Thermoplastic)</p>	<p>88-1554 (with Vent Nipple)</p>	<p>88-1555 (with Vent Hole)</p>
<p>88-1557</p>	<p>88-1559</p>	<p>88-1563 (Neoprene) Center</p>	<p>88-1564 (with Vent Nipple)</p>	<p>88-1570 (with Vent Nipple)</p>
<p>88-1572</p>	<p>88-1573</p>	<p>88-1576 (with Vent Nipple)</p>	<p>88-1577</p>	<p>88-1580</p>
<p>88-1582</p>	<p>88-1585 (Thermoplastic) Center</p>	<p>88-1586 (with Vent Nipple)</p>	<p>88-1587</p>	<p>88-1588</p>





RACK & PINION BELLOW ILLUSTRATIONS

<p>88-1590</p>	<p>88-1591</p>	<p>88-1594</p>	<p>88-1595</p>	<p>88-1601</p>
<p>88-1603</p>	<p>88-1605</p>	<p>88-1606</p>	<p>88-1609 (with Vent Nipple)</p>	<p>88-1610</p>
<p>88-1613</p>	<p>88-1614 (with Vent Nipple)</p>	<p>88-1615 (with Vent Nipple)</p>	<p>88-1617</p>	<p>88-1618</p>
<p>88-1619</p>	<p>88-1621 (Thermoplastic - Center) <small>Comes w/ 1 Bushing (88-2065-0)</small></p>	<p>88-1622 (with Vent Nipple)</p>	<p>88-1623</p>	<p>88-1624</p>

WARNING: Cancer and Reproductive Harm

RACK & PINION BELLOW ILLUSTRATIONS



<p>88-1625</p>	<p>88-1626</p>	<p>88-1627</p>	<p>88-1628</p>	<p>88-1629</p>
<p>88-1630</p>	<p>88-1631</p>	<p>88-1632</p>	<p>88-1633</p>	<p>88-1634</p>
<p>88-1635</p>	<p>88-1636</p>	<p>88-1637</p>	<p>88-1638</p>	<p>88-1639</p>
<p>88-1640</p>	<p>88-1641</p>	<p>88-1642</p>	<p>88-1643</p>	<p>88-1644</p>






RACK & PINION BELLOW ILLUSTRATIONS

<p>88-1645</p>	<p>88-1646</p>	<p>88-1647</p>	<p>88-1648</p>	<p>88-1651 (Thermoplastic)</p>
<p>88-1653</p>	<p>88-1654</p>	<p>88-1655</p>	<p>88-1656</p>	<p>88-1657</p>
<p>88-1658 (with Vent Nipple)</p>	<p>88-1659</p>	<p>88-1660</p>	<p>88-1662</p>	<p>88-1664</p>
<p>88-1665</p>	<p>88-1666</p>	<p>88-1668</p>	<p>88-1669</p>	<p>88-1670</p>

⚠ WARNING: Cancer and Reproductive Harm

RACK & PINION BELLOW ILLUSTRATIONS

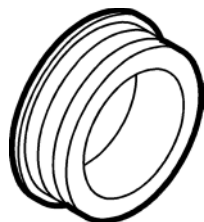




RACK & PINION BELLOW ILLUSTRATIONS

<p>88-1695</p>	<p>88-1699</p>	<p>88-1701</p>	<p>88-1702</p>	<p>88-1703</p>
<p>88-1706 (with Vent Nipple)</p>	<p>88-1709</p>	<p>88-1711 (with Vent Nipple)</p>	<p>88-1712</p>	<p>88-1714</p>
<p>88-1715</p>	<p>88-1717</p>	<p>88-1718 (with Vent Nipple)</p>	<p>88-1719</p>	<p>88-1720</p>
<p>88-1721 (with Vent Nipple)</p>				

RACK & PINION BELLOW BUSHINGS

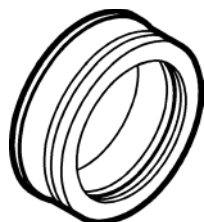


88-2020-0

Application: 82-91 G.M., Center Steering

Fits: 88-1552-0 (1 Supplied in 88-1552-K and 88-1621-K)

Position: Right Side (*Small End*)



88-2021-0

Application: 82-91 G.M., Center Steering

Fits: 88-1552-0 (1 Supplied in 88-1552-K)

Position: Left Side (*Large End*)



88-2064-0

Application: 88-93 Pontiac LeMans, Center Steer

Fits: 88-1552-0

Position: Left Side (*Large End*)

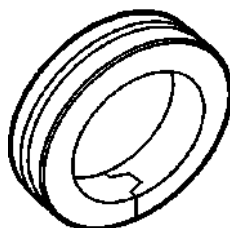


88-2065-0

Application: Conversion Bushing allows you to use our **88-1552-0** Bellow for the later model Cast Iron Housing applications.

1 Supplied in 88-1621-0 and 88-1621-K

Position: Left Side (*Large End*)



88-2068-0 (Split)

Application: 94-97 Chrysler

Fits: 88-1585-0 (1 Supplied in 88-1585-K)

Position: Both Sides

Ordering Information:

To order Bulk product, simply order by the part number shown in this catalog. If you wish to order boxed, just add a "K" to the part number.

Example:

88-2020-0 Bellow Bushing, Bulk
88-2020-K Bellow Bushing, Boxed





RACK & PINION BELLOW BUYERS GUIDE

PART #	APPLICATION	POSITION
88-1000	Universal Bellows.....	Left/Right
88-1001 (V)	Universal Bellows.....	Left/Right
88-1500 (V)	Ford, Mercury, Renault, Volkswagen.....	Left/Right
88-1502 (V)	Acura, Nissan	Left/Right
88-1504	Nissan.....	Right
88-1506	Dodge, Mazda, Mitsubishi, Nissan, Plymouth, Renault	Left/Right
88-1507 (V)	Acura, Nissan	Right
88-1508 (V)	Infiniti, Nissan	Left/Right
88-1509	Chevrolet, Nissan, Pontiac.....	Left/Right
88-1510	Buick, Chevrolet, Honda, Infiniti, Mazda, Nissan, Oldsmobile, Pontiac, Volvo.....	Left/Right
88-1512	Toyota	Left/Right
88-1513	Chrysler, Dodge, Eagle, Geo, Jaguar, Mitsubishi, Porsche, Saab	Left/Right
88-1514	Chevrolet, Geo, Toyota.....	Left/Right
88-1516	Honda, Toyota.....	Right
88-1519	Geo, Toyota.....	Left/Right
88-1520	Acura, Chevrolet, Dodge, Kia, Lexus, Toyota.....	Left/Right
88-1521 (V)	Chrysler, Dodge, Ford, Mercury, Plymouth.....	Left/Right
88-1522 (V)	Ford, Lincoln, Mazda, Mercury	Left/Right
88-1523	Chrysler, Dodge, Ford, Infiniti, Jaguar, Mercury, Plymouth, Saab, Volvo	Left/Right
88-1524 (V)	Buick, Chevrolet, Dodge, Oldsmobile, Plymouth, Pontiac	Left/Right
88-1525	Geo, Ford, Isuzu, Kia, Lexus, Mazda, Mercury, Mitsubishi, Suzuki, Toyota, Volvo.....	Left/Right
88-1526	Chevrolet, Geo, Suzuki	Left
88-1527	Ford, Geo, Mazda, Mercury, Subaru.....	Left/Right
88-1528 (V)	Acura, Honda, Nissan.....	Left/Right
88-1529 (V)	Honda	Left/Right
88-1530 (V)	Acura, Honda, Sterling.....	Left/Right
88-1531 (V)	Acura, Chrysler, Honda	Left/Right
88-1533	Toyota	Left/Right
88-1534	Dodge, Eagle, Ford, Hyundai, Infiniti, Kia, Lexus, Mazda, Mercury, Merkur, Mitsubishi, Plymouth, Toyota	Left/Right
88-1535	Subaru	Left/Right
88-1536	Mazda, Suzuki	Left/Right
88-1537 (V)	Ford, Lincoln, Mercury	Left/Right
88-1541	Dodge, Ford, Hyundai, Mercury, Mitsubishi, Nissan, Plymouth, Toyota, Volvo	Left/Right
88-1542	BMW, Mazda	Left/Right
88-1543 (V)	Volvo	Left
88-1544 (V)	Dodge, Volvo.....	Right
88-1545	Volkswagen, Volvo	Left/Right
88-1546	Ford, Honda.....	Left/Right
88-1547	Honda	Left/Right
88-1548	Toyota, Volvo.....	Left/Right
88-1551	Toyota	Left/Right
88-1552 (P)	Buick, Cadillac, Chevrolet, Oldsmobile, Pontiac	Center
88-1553 (P)	Chevrolet, Pontiac.....	Left/Right
88-1554 (V)	Ford, Mazda, Mercury.....	Left/Right
88-1555 (V)	Volkswagen.....	Left/Right
88-1557	Lexus, Toyota	Right
88-1559	Ford, Mazda.....	Left/Right
88-1563	Audi (Neoprene)	Center
88-1564 (V)	Buick, Cadillac, Chevrolet, Chrysler, Dodge, Hyundai, Oldsmobile, Plymouth, Pontiac	Left/Right
88-1570 (V)	Acura, Honda, Isuzu	Left/Right
88-1572	Hyundai, Kia, Lexus, Suzuki, Toyota	Left/Right
88-1573	Toyota	Left/Right
88-1576 (V)	Acura, Honda, Isuzu	Left/Right
88-1577	Chrysler, Dodge, Lexus, Mazda, Mitsubishi, Toyota	Left/Right
88-1580	Porsche, Toyota.....	Left/Right
88-1582	Chevrolet, Chrysler, Dodge, Honda, Isuzu, Jeep, Lexus, Mazda, Pontiac, Saturn, Scion, Toyota, Volvo.....	Left/Right

RACK & PINION BELLOW BUYERS GUIDE



PART #	APPLICATION	POSITION
88-1585 (P)	Chrysler, Dodge, Eagle.....	Center
88-1586 (V)	Ford, Mazda, Mercury.....	Left/Right
88-1587	Mercedes Benz.....	Left/Right
88-1588	Audi, Volkswagen.....	Left/Right
88-1590	Acura, Audi, Buick, Cadillac, Chevrolet, GMC, Honda, Hyundai, Kia, Lexus, Mitsubishi, Nissan, Saab, Toyota, Volkswagen.....	Left/Right
88-1591	Acura, BMW, Chrysler, Dodge, Honda, Mercedes Benz, Porsche.....	Left/Right
88-1594	Ford, Nissan.....	Left/Right
88-1595	Cadillac, Chevrolet, GMC, Lexus, Toyota.....	Left/Right
88-1601	Acura, Cadillac, Chrysler, Dodge, Infiniti, Nissan, Plymouth.....	Left/Right
88-1603	Toyota.....	Left/Right
88-1605	Acura, Honda.....	Right
88-1606	Honda, Mitsubishi, Suzuki, Volvo.....	Left/Right
88-1609 (V)	Ford.....	Left/Right
88-1610	Audi, Volkswagen.....	Left/Right
88-1613	Acura, Audi, Ford, Honda, Hyundai, Kia, Lexus, Mercury, Nissan, Scion, Toyota, Volkswagen.....	Left/Right
88-1614 (V)	Ford, Jaguar, Lincoln.....	Left
88-1615 (V)	Ford, Jaguar, Lincoln.....	Right
88-1617	Chevrolet, Lexus, Nissan, Porsche, Toyota.....	Left/Right
88-1618	Acura, Chevrolet, Honda, Mazda, Mini, Mitsubishi, Nissan, Pontiac, Toyota.....	Left/Right
88-1619	BMW.....	Left/Right
88-1621 (P)	Buick, Cadillac, Chevrolet, Oldsmobile, Pontiac (Includes Conversion Bushing with Bulk Bellow 88-1552-0).....	Center
88-1622 (V)	Chevrolet, Dodge, GMC, Mercury, Nissan.....	Left/Right
88-1623	Cadillac, Chevrolet, Dodge, GMC, Nissan, Ram.....	Left/Right
88-1624	Acura, Honda, Subaru.....	Left/Right
88-1625	Honda, Hyundai, Infiniti, Kia, Mitsubishi, Subaru.....	Left/Right
88-1626	Acura, Cadillac, Chevrolet, Dodge, Ford, GMC, Honda, Hyundai, Kia, Lincoln, Nissan, Suzuki, Toyota.....	Left/Right
88-1627	Honda.....	Left/Right
88-1628	Chevrolet, Honda, Nissan.....	Left/Right
88-1629	Infiniti, Nissan.....	Left/Right
88-1630	Hyundai, Infiniti, Kia, Mitsubishi, Nissan.....	Left/Right
88-1631	Audi, Buick, Cadillac, Chevrolet, Ford, GMC, Honda, Hyundai, Lexus, Lincoln, Pontiac, Porsche, Toyota.....	Left/Right
88-1632	Ford, Honda, Lexus, Lincoln, Mazda, Nissan, Scion, Toyota, Volvo.....	Left/Right
88-1633	Ford, Lincoln, Mercedes-Benz, Mercury,.....	Left/Right
88-1634	Audi, BMW, Buick, Chevrolet, Ford, GMC, Land Rover, Lincoln, Mercedes Benz, Suzuki, Volkswagen.....	Left/Right
88-1635	Audi, BMW, Volkswagen.....	Left/Right
88-1636	Audi, BMW, Buick, Cadillac, Chevrolet, Chrysler, Dodge, GMC, Land Rover, Lexus, Saturn, Scion, Toyota.....	Left/Right
88-1637	Acura, Honda.....	Left/Right
88-1638	Buick, Chevrolet, Ford, GMC, Hyundai, Kia, Lincoln, Mercedes Benz, Mercury.....	Left/Right
88-1639	Audi, Cadillac, Chevrolet, Chrysler, Dodge, Ford, GMC, Honda, Hyundai, Jeep, Kia, Lincoln, Toyota.....	Left/Right
88-1640	Chevrolet, Jeep, Lexus, Mazda, Pontiac, Saturn, Toyota, Volkswagen,.....	Left/Right
88-1641	Ford, Honda, Lincoln.....	Left/Right
88-1642	Chevrolet, Infiniti, Mitsubishi, Nissan, Scion, Subaru, Toyota,.....	Left/Right
88-1643	Ford, Lincoln, Mazda, Mercury, Suzuki.....	Left/Right
88-1644	Hyundai, Nissan, Saturn.....	Left/Right
88-1645	Acura, Honda, Hyundai, Infiniti, Kia, Mazda, Nissan.....	Left/Right
88-1646	Acura, Mazda, Subaru.....	Left/Right
88-1647	Mitsubishi, Suzuki.....	Left/Right
88-1648	Lexus, Toyota.....	Left/Right
88-1651 (P)	Buick, Lexus, Toyota.....	Left/Right
88-1653	Honda, Isuzu, Lexus, Scion, Toyota.....	Left/Right
88-1654	Audi, Chevrolet, Volkswagen.....	Left/Right



RACK & PINION BELLOW BUYERS GUIDE

PART #	APPLICATION	POSITION
88-1655	Buick, Cadillac, Chrysler, Dodge, Mazda, Oldsmobile, Pontiac, Saturn, Volvo.....	Left/Right
88-1656	Audi, Porsche.....	Right
88-1657	Kia.....	Left/Right
88-1658 (V)	Chrysler, Dodge.....	Left/Right
88-1659	Subaru.....	Left/Right
88-1660	Kia.....	Left/Right
88-1662	Subaru.....	Left
88-1664	Hyundai, Kia.....	Left/Right
88-1665	Chevrolet, Ford, Subaru.....	Left/Right
88-1666	Mini.....	Left/Right
88-1668	Infiniti, Mazda.....	Left/Right
88-1669	Lexus, Toyota.....	Left/Right
88-1670	Kia.....	Left/Right
88-1671 (V)	Chrysler, Dodge.....	Left/Right
88-1672	Acura.....	Left/Right
88-1673	Chevrolet, Mazda.....	Left/Right
88-1675	Toyota.....	Left/Right
88-1676	Chrysler, Dodge, Hyundai, Kia, Land Rover.....	Left/Right
88-1678	Volvo.....	Left/Right
88-1679	Toyota, Volvo.....	Left/Right
88-1680	Kia.....	Left/Right
88-1681	Lexus, Mazda, Toyota.....	Left/Right
88-1683	BMW, Mini.....	Left/Right
88-1684	Chevrolet, Jeep.....	Left/Right
88-1685	Chrysler, Dodge, Honda, Ram, Toyota.....	Left/Right
88-1686	Lexus, Toyota.....	Left/Right
88-1687	Buick, Cadillac, Chevrolet, Ford.....	Left/Right
88-1688	Ford.....	Left/Right
88-1689	Ford, Mazda, Volvo.....	Left/Right
88-1691 (V)	Chevrolet, GMC.....	Left/Right
88-1692	Cadillac, Chevrolet, Mercedes Benz.....	Left/Right
88-1693	Infiniti, Mercedes Benz, Nissan.....	Left/Right
88-1694	Land Rover, Volvo.....	Left/Right
88-1695	Ford, Jaguar, Lincoln.....	Left/Right
88-1699	Honda.....	Left/Right
88-1701	Ford, Lincoln.....	Left/Right
88-1702	Chrysler, Dodge, Jeep.....	Left/Right
88-1703	Cadillac, Chevrolet, GMC.....	Left/Right
88-1706 (V)	Mercedes Benz.....	Left/Right
88-1709	BMW, Porsche.....	Left/Right
88-1711 (V)	Mercedes Benz.....	Left/Right
88-1712	Jeep.....	Left/Right
88-1714	Chrysler, Dodge, Jeep.....	Left/Right
88-1715	Ram.....	Left/Right
88-1717	Ford, Lincoln.....	Left/Right
88-1718 (V)	Ford.....	Left/Right
88-1719	Ford.....	Left/Right
88-1720	Chrysler, Dodge.....	Left/Right
88-1721 (V)	Chevrolet, Pontiac.....	Left/Right

Note: Part numbers marked with (V) indicates the Bellows are vented. Part numbers marked with (P) indicates the bellows are thermoplastic.

NYLON TIES



Deluxe Nylon Ties (Black)

Install with standard pliers - No special tool required. These ties are UV Rated and have a **Metal** Tang for positive locking.

86-5796-0	4.0" Nylon Tie (.095" Width), 100 pcs., Bulk
86-5796-C	4.0" Nylon Tie (.095" Width), 100 pcs., Skinpacked
86-5778-0	7.9" Nylon Tie (.095" Width), 100 pcs., Bulk
86-5778-C	7.9" Nylon Tie (.095" Width), 100 pcs., Skinpacked
86-5797-0	12.0" Nylon Tie (.185" Width), 100 pcs., Bulk
86-5797-C	12.0" Nylon Tie (.185" Width), 100 pcs., Skinpacked
86-5779-0	14.2" Nylon Tie (.095" Width), 100 pcs., Bulk
86-5779-C	14.2" Nylon Tie (.095" Width), 100 pcs., Skinpacked
86-5770-0	21.2" Nylon Tie (.275" Width), 100 pcs., Bulk


Note: Ties are sold in bags of 100 pieces.
By ordering one of a number, you will get one (1) bag of 100 pieces.



Metal Tang for Positive Locking

Nylon Ties (Black)

9320	Tie Wrap Kit, 25 Assorted, Skinpacked
9321	3.9" Nylon Tie (.098" Width), 100 pcs., Skinpacked
86-5786-0	3.9" Nylon Tie (.098" Width), 100 pcs., Bulk
9323	11.5" Nylon Tie (.190" Width), 100 pcs., Skinpacked
86-5787-0	11.5" Nylon Tie (.190" Width), 100 pcs., Bulk
86-5830-C	17.5" Nylon Tie (.190" Width), 100 pcs., Skinpacked
86-5830-0	17.5" Nylon Tie (.190" Width), 100 pcs., Bulk



Note: Ties are sold in bags of 100 pieces.
By ordering one of a number, you will get one (1) bag of 100 pieces.



RACK & PINION MOUNTING BUSHINGS (BULK)

Bulk R & P Mounting Bushing Section includes Rack & Pinion Mounting Bushings by Application and Rack & Pinion Mounting Bushing Illustrations.

Packaging:

All Bulk Rack & Pinion Bushings are sold as each. To order Bulk product, simply look up the application by make, model and year and place your order using the **EMPI** part number listed for that application.

Where O.E.M. Bushings are manufactured in Polyurethane for better performance and longevity, **EMPI** manufactures Polyurethane Bushings.

Example:

88-2088-0 Rack & Pinion Bushing, Chrysler, Each

For complete listings of **EMPI** Rack & Pinion Mounting Bushing Kits, please see pages 231-233.



R & P MOUNTING BUSHINGS (BULK)



MODEL YEARS SPECIFICATIONS LEFT RIGHT

Buick

Century	97-00 All, Metal Sleeve Only ①	N/R	88-2011-A
	97-00 All, Rubber Only ②	N/R	88-2011-B
Electra, Park Avenue	97-00 All	N/R	88-2011-B
Regal	88-00 All, Metal Sleeve Only ①	N/R	88-2011-A
	88-00 All, Rubber Only ②	N/R	88-2011-B
Riviera	95-99 All, Metal Sleeve Only ①	N/R	88-2011-A
	95-99 All, Rubber Only ②	N/R	88-2011-B

① Note: Requires 1 piece. ② Note: Requires 2 pieces.

Chevrolet

Camaro	93-00 All, Metal Sleeve Only ①	N/R	88-2011-A
	93-00 All, Rubber Only ②	N/R	88-2011-B
Cavalier	95-00 All, Metal Sleeve Only ①	N/R	88-2011-A
	95-00 All, Rubber Only ②	N/R	88-2011-B
Corvette	84-96 All, Metal Sleeve Only ①	N/R	88-2011-A
	97-00 All, Rubber Only ②	N/R	88-2011-B
Lumina	90-00 All, Metal Sleeve Only ①	N/R	88-2011-A
	90-00 All, Rubber Only ②	N/R	88-2011-B
Malibu	97-00 All, Metal Sleeve Only ①	N/R	88-2011-A
	97-00 All, Rubber Only ②	N/R	88-2011-B
Monte Carlo	95-00 All, Metal Sleeve Only ①	N/R	88-2011-A
	95-00 All, Rubber Only ②	N/R	88-2011-B

① Note: Requires 1 piece. ② Note: Requires 2 pieces.

Chevrolet SUV/Truck/Van

Venture	97-99 All, Metal Sleeve Only ①	N/R	88-2011-A
	97-99 All, Rubber Only ①	N/R	88-2011-B

① Note: Requires 1 piece.

Chrysler

Concorde	93-95 All	88-2085-0	88-2088-0
LHS	94-95 All	88-2085-0	88-2088-0
New Yorker	94-95 All	88-2085-0	88-2088-0

Dodge

Intrepid	93-95 All	88-2085-0	88-2088-0
-----------------	-----------------	-----------	-----------

Dodge SUV/Truck/Van

Dakota (2WD)	87-96 Manual , 2WD Metal Sleeve Only	88-2050-A	88-2050-A
	87-96 Manual , 2WD Rubber Only	88-2050-B	88-2050-B

Eagle

Vision	93-95 All	88-2085-0	88-2088-0
---------------	-----------------	-----------	-----------

Ford

Escort, EXP	91-00 All, Ford Design	88-2037-0	88-2038-0
Escort ZX2	98-00 All	88-2037-0	88-2038-0
Fairmont	80-83 All, Metal Sleeve Only	88-2050-A	88-2050-A
	80-83 All, Rubber Only	88-2050-B	88-2050-B
Granada	81-82 All, Metal Sleeve Only	88-2050-A	88-2050-A
	81-82 All, Rubber Only	88-2050-B	88-2050-B
LTD	83-86 All, 1 pc. Bushing Metal Sleeve Only	88-2050-A	88-2050-A
	83-86 All, 1 pc. Bushing Rubber Only	88-2050-B	88-2050-B



R & P MOUNTING BUSHINGS (BULK)

MODEL

YEARS

SPECIFICATIONS

LEFT

RIGHT

Ford (Continued)

Mustang	74-89All, 1 pc. Bushing Metal Sleeve Only.....	88-2050-A ...	88-2050-A
	74-89All, 1 pc. Bushing Rubber Only.....	88-2050-B ...	88-2050-B

② Note: Requires 2 pieces.

Pinto	76-80All, Metal Sleeve Only	88-2050-A ...	88-2050-A
	76-80All, Rubber Only	88-2050-B ...	88-2050-B

Thunderbird	80-97All, Metal Sleeve Only	88-2050-A ...	88-2050-A
	80-97All, Rubber Only	88-2050-B ...	88-2050-B
	80-97All, Polyurethane Only.....	88-2033-B ...	88-2033-B

Ford SUV/Truck/Van

Aerostar	86-97All, Metal Sleeve Only	88-2050-A ...	88-2050-A
	86-97All, Polyurethane Front Bushing	88-2033-A ...	88-2050-A
	86-97All, Polyurethane Rear Bushing.....	88-2033-B ...	88-2033-B

Windstar	95-00All, Metal Sleeve Only	88-2050-A ...	88-2050-A
	95-00All, Polyurethane Front Bushing	88-2033-A ...	88-2050-A
	95-00All, Polyurethane Rear Bushing.....	88-2033-B ...	88-2033-B

Infiniti

I30	96-00All	88-2098-0....	88-2093-0
------------	----------------------	---------------	-----------

Lexus

ES300	92-97All	88-2394-0.....	N/A
--------------	----------------------	----------------	-----

Lincoln

Continental	82-85All, 1pc. Mounting Bushing (Metal Sleeve Only) ...	88-2050-A ...	88-2050-A
	82-85All, 1 pc. Mounting Bushing (Rubber Only)	88-2050-B ...	88-2050-B

Mark Series	84-89All, 1 pc. Mounting Bushing (Metal Sleeve Only) ..	88-2050-A ...	88-2050-A
	84-89All, 1 pc. Mounting Bushing (Rubber Only)	88-2050-B ...	88-2050-B

Mercury

Bobcat	74-80All, Metal Sleeve Only	88-2050-A ...	88-2050-A
	74-80All, Rubber Only	88-2050-B ...	88-2050-B

Capri	80-86All, Metal Sleeve Only	88-2050-A ...	88-2050-A
	80-86All, Rubber Only	88-2050-B ...	88-2050-B

Cougar	80-97All, Metal Sleeve Only	88-2050-A ...	88-2050-A
	80-97All, Rubber Only	88-2050-B ...	88-2050-B
	80-97All, Polyurethane Only.....	88-2033-B ...	88-2033-B

Marquis	83-86All, Metal Sleeve Only	88-2050-A ...	88-2050-A
	83-86All, Rubber Only	88-2050-B ...	88-2050-B

Tracer	91-00All, Ford Design.....	88-2037-0....	88-2038-0
---------------	----------------------------------	---------------	-----------

Zephyr	78-83All, Metal Sleeve Only	88-2050-A ...	88-2050-A
	78-83All, Rubber Only	88-2050-B ...	88-2050-B

Nissan

Altima	93-00All	88-2093-0....	88-2098-0
---------------	----------------------	---------------	-----------

Maxima	89-99All	88-2098-0....	88-2093-0
---------------	----------------------	---------------	-----------

Nissan SUV/Truck/Van

Axxess	1990All	88-2098-0....	88-2093-0
---------------	---------------------	---------------	-----------

Oldsmobile

Alero	99-00All	N/R	88-2011-B
--------------	----------------------	-----------	-----------

Aurora	95-99All, Metal Sleeve Only ①	N/R	88-2011-A
	95-99All, Rubber Only ②	N/R	88-2011-B

R & P MOUNTING BUSHINGS (BULK)



MODEL YEARS SPECIFICATIONS LEFT RIGHT

Oldsmobile (Continued)

Cutlass (Incl. Supreme)	88-99All, Metal Sleeve Only ①	N/R	88-2011-A
	88-99All, Rubber Only ②	N/R	88-2011-B
Intrigue	98-00All, Metal Sleeve Only ①	N/R	88-2011-A
	98-00All, Rubber Only ②	N/R	88-2011-B

① Note: Requires 1 piece. ② Note: Requires 2 pieces.

Oldsmobile SUV/Truck/Van

Silhouette	97-99All, Metal Sleeve Only ①	N/R	88-2011-A
	97-99All, Rubber Only ②	N/R	88-2011-B

① Note: Requires 1 piece. ② Note: Requires 2 pieces.

Pontiac

6000	88-90AWD, Metal Sleeve Only ①	N/R	88-2011-A
	88-90AWD, Rubber Only ②	N/R	88-2011-B
Firebird	93-00All, Metal Sleeve Only ①	88-2011-A ...	88-2011-A
	93-00All, Rubber Only ②	88-2011-B ...	88-2011-B
Grand Am	99-00All, Metal Sleeve Only ①	88-2011-A ...	88-2011-A
	99-00All, Rubber Only ②	88-2011-B ...	88-2011-B
Grand Prix	88-00All, Metal Sleeve Only ①	N/R	88-2011-A
	88-00All, Rubber Only ②	N/R	88-2011-B
Sunfire	95-00All, Metal Sleeve Only ①	N/R	88-2011-A
	95-00All, Rubber Only ②	N/R	88-2011-B

① Note: Requires 1 piece. ② Note: Requires 2 pieces.

Pontiac SUV/Truck/Van

Trans Sport, Montana	97-99All, Metal Sleeve Only ①	N/R	88-2011-A
	97-99All, Rubber Only ②	N/R	88-2011-B

① Note: Requires 1 piece. ② Note: Requires 2 pieces.

Toyota

Avalon	95-00All	88-2394-0	N/A
Camry	92-97All	88-2394-0	N/A

R & P BUSHING ILLUSTRATIONS (BULK)



88-2011-A (Steel)	88-2011-B	88-2033-A (Polyurethane)	88-2033-B (Polyurethane)	88-2037-0	88-2038-0	88-2050-A (Steel)
88-2050-B	88-2085-0	88-2088-0	88-2093-0	88-2098-0	88-2394-0 3 pc. Kit (Rubber/Steel - Bag)	



RACK & PINION MOUNTING BUSHING KITS

Rack & Pinion Mounting Bushing Kit Section includes Rack & Pinion Mounting Bushing Kits by Application and Rack & Pinion Mounting Bushing Kit Illustrations.

Order your Choice:

- Complete R & P Bushing Kit - with Bushings and Hardware for a complete installation
- Kit for Right Side Only - with Bushings and Hardware for the Right Side mounting only
- Kit for Left Side Only - with Bushings and Hardware for the Left Side mounting only

For a Kit packaged in our distinctive **EMPI 3-Color Box**, always remember to order with "-K".

Where O.E.M. Bushings are manufactured in Polyurethane for better performance and longevity, **EMPI** manufactures Polyurethane Bushings.

Packaging:

All Bushing Kits are packaged in our distinctive **EMPI 3-Color Box**.

Example:

- 88-2282-K Complete Bushings Kit - Left & Right Side, 91-99 Ford Escort (Ford Design), 2 pcs.
- 88-2037-K Bushing Kit - Left Side Only, 91-99 Ford Escort (Ford Design), 1 pc.
- 88-2038-K Bushing Kit - Right Side Only, 91-99 Ford Escort (Ford Design), 1 pc.



**88-2282-K
Complete Kit**



Polyurethane Bushings

88-2033-K



R & P MOUNTING BUSHING KITS

MODEL	YEARS	SPECIFICATIONS	COMPLETE	LEFT	RIGHT
Buick					
Century	97-00	All	88-2011-K	N/R	88-2011-K
Electra, Park Avenue	97-00	All	88-2011-K	N/R	88-2011-K
Regal	88-00	All	88-2011-K	N/R	88-2011-K
Riviera	95-99	All	88-2011-K	N/R	88-2011-K
Chevrolet					
Camaro	93-00	All	88-2011-K	N/R	88-2011-K
Cavalier	95-00	All	88-2011-K	N/R	88-2011-K
Citation	80-81	All	N/A	N/A	88-2001-K
Corvette	97-00	All	88-2011-K	N/R	88-2011-K
Lumina	90-00	All	88-2011-K	N/R	88-2011-K
Malibu	97-00	All	88-2011-K	N/R	88-2011-K
Monte Carlo	95-00	All	88-2011-K	N/R	88-2011-K
Chevrolet SUV/Truck/Van					
Venture	97-99	All	88-2011-K	N/R	88-2011-K

R & P MOUNTING BUSHING KITS



MODEL	YEARS	SPECIFICATIONS	COMPLETE	LEFT	RIGHT
Chrysler					
Concorde	93-95	All	N/A	88-2085-K	N/A
LHS	94-95	All	N/A	88-2085-K	N/A
New Yorker	94-95	All	N/A	88-2085-K	N/A

Dodge					
Intrepid	93-95	All	N/A	88-2085-K	N/A

Eagle					
Vision	93-95	All	N/A	88-2085-K	N/A

Ford					
Escort, EXP	91-00	Ford Design	88-2282-K	88-2037-K	88-2038-K
Escort ZX2	98-00	All	88-2282-K	88-2037-K	88-2038-K
Fairmont	80-83	All	88-2388-K	88-2304-K	88-2304-K
Granada	81-82	All	88-2388-K	88-2304-K	88-2304-K
LTD	83-86	All	88-2388-K	88-2304-K	88-2304-K
Mustang	74-76	All, (1 pc. Rubber Bushing)	88-2050-K	88-2304-K ^①	88-2304-K
	77-89	All, (1 pc. Rubber Bushing)	88-2388-K	88-2304-K	88-2304-K
Pinto	74-76	All	88-2050-K	88-2304-K ^①	88-2304-K
	77-80	All	88-2388-K	88-2304-K	88-2304-K
Thunderbird	80-97	All, (1 pc. Rubber Bushing)	88-2388-K	88-2304-K	88-2304-K
	80-97	All, (2 pc. Polyurethane Bushing)	88-2033-K	88-2303-K	88-2303-K

① Note: Requires 2 Kits containing one Bushing & one Sleeve (74-76 Mustang & Pinto Left Side).

Ford SUV/Truck/Van					
Aerostar	86-97	All, (2 pc. Polyurethane Bushing)	88-2033-K	88-2303-K	88-2303-K
Windstar	95-00	All, (2 pc. Polyurethane Bushing)	88-2033-K	88-2303-K	88-2303-K

Infiniti					
I30	96-00	All	88-2279-K	88-2098-K	88-2093-K

Lexus					
ES300	92-97	All	N/A	88-2394-K	N/A

Lincoln					
Continental	82-85	All	88-2388-K	88-2304-K	88-2304-K
Mark Series	84-89	All, (1 pc. Rubber Bushing)	88-2388-K	88-2304-K	88-2304-K
	93-98	All, (2 pc. Polyurethane Bushing)	88-2033-K	88-2303-K	88-2303-K

Mercury					
Bobcat	74-76	All	88-2050-K	88-2304-K ^①	88-2304-K
	77-80	All	88-2388-K	88-2304-K	88-2304-K
Capri	80-86	All	88-2388-K	88-2304-K	88-2304-K
Cougar	80-97	All, (1 pc. Rubber Bushing)	88-2388-K	88-2304-K	88-2304-K
	80-97	All, (2 pc. Polyurethane Bushing)	88-2033-K	88-2303-K	88-2303-K
Marquis	83-86	All	88-2388-K	88-2304-K	88-2304-K
Tracer	91-00	All, Ford Design	88-2282-K	88-2037-K	88-2038-K
Zephyr	78-83	All	88-2388-K	88-2304-K	88-2304-K

① Note: Requires 2 Kits containing one Bushing and one Sleeve (74-76 Bobcat Left Side).



R & P MOUNTING BUSHING KITS

MODEL	YEARS	SPECIFICATIONS	COMPLETE	LEFT	RIGHT
Nissan					
Altima	93-00	All	88-2279-K	88-2093-K	88-2098-K
Maxima	89-99	All	88-2279-K	88-2093-K	88-2098-K

Nissan SUV/Truck/Van

Axxess	1990	All	88-2279-K	88-2098-K	88-2093-K
--------	------	-----	-----------	-----------	-----------

Oldsmobile

Alero	99-00	All	88-2011-K	N/R	88-2011-K
Aurora	95-99	All	88-2011-K	N/R	88-2011-K
Cutlass (Incl. Supreme)	88-99	All	88-2011-K	N/R	88-2011-K
Intrigue	98-00	All	88-2011-K	N/R	88-2011-K

Oldsmobile SUV/Truck/Van

Silhouette	97-99	All	88-2011-K	N/R	88-2011-K
------------	-------	-----	-----------	-----	-----------

Pontiac

6000	88-90	AWD	88-2011-K	N/R	88-2011-K
Firebird	93-00	All	88-2011-K	N/R	88-2011-K
Grand Am	99-00	All	88-2011-K	N/R	88-2011-K
Grand Prix	88-00	All	88-2011-K	N/R	88-2011-K
Sunfire	95-00	All	88-2011-K	N/R	88-2011-K

Pontiac SUV/Truck/Van

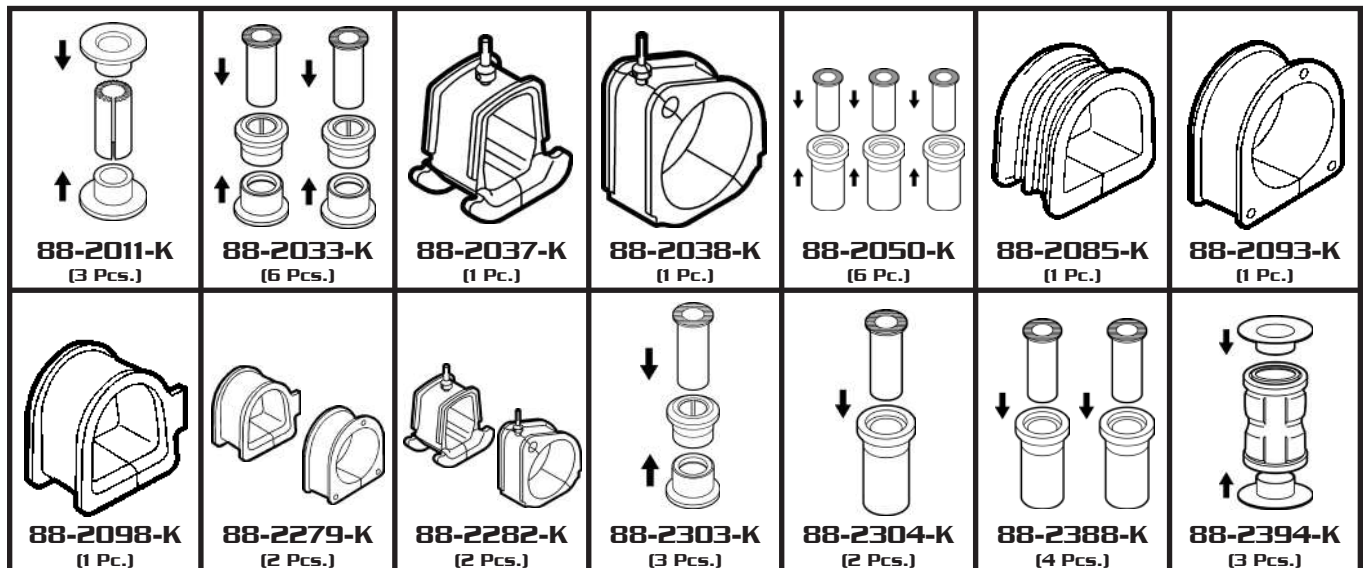
Trans Sport, Montana	97-99	All	88-2011-K	N/A	88-2011-K
----------------------	-------	-----	-----------	-----	-----------

Toyota

Avalon	95-00	All	N/A	88-2394-K	N/A
Camry	92-00	All	N/A	88-2394-K	N/A



R & P BUSHING ILLUSTRATIONS (KIT)



CLIP ILLUSTRATIONS AND HARDWARE



The Clips and Hardware are shown as a representation of actual pieces. Dimensions are listed inside each part and are represented in millimeters. The type of clip / hardware is also listed inside each P/N (wire, lug, roll pin, etc).

























Ordering Information:

All of these items are sold in bags of 10 pieces. To avoid confusion, please see example below.

Example: 87-3016 Circlip

If you require 10 pieces, order quantity 1.
If you require 100 pieces, order quantity 10.



 <p>64.35mm I.D. 1.90mm Wire</p> <p>87-3011</p>	 <p>25.10mm I.D. 1.00mm Thick Rectangular</p> <p>87-3012</p>	 <p>19.75mm I.D. 1.90mm Wire</p> <p>87-3013</p>	 <p>24.00mm I.D. 1.20mm Thick Rectangular</p> <p>87-3015</p>	 <p>22.18mm I.D. 1.87mm Wire</p> <p>87-3016</p>	 <p>22.00mm I.D. 1.16mm Thick Lug</p> <p>87-3017</p>
 <p>21.95mm I.D. 1.05mm Thick Rectangular</p> <p>87-3018</p>	 <p>22.40mm I.D. 1.80mm Wire</p> <p>87-3019</p>	 <p>25.15mm I.D. 2.15mm Wire</p> <p>87-3020</p>	 <p>24.35mm I.D. 1.05mm Thick Rectangular</p> <p>87-3021</p>	 <p>27.15mm I.D. 2.40mm Wire</p> <p>87-3022</p>	 <p>27.20mm I.D. 1.25mm Thick Rectangular</p> <p>87-3023</p>
 <p>22.41mm I.D. 2.40mm Thick Rectangular</p> <p>87-3024</p>	 <p>22.50mm I.D. 14.5mm Thick, Plastic</p> <p>87-3040</p>	 <p>22.95mm I.D. 1.80mm Wire</p> <p>87-3041</p>	 <p>24.00mm I.D. 1.00mm Thick Lug</p> <p>87-3042</p>	 <p>27.55mm I.D. 2.05mm Wire</p> <p>87-3043</p>	 <p>39.88mm Length 5.20mm O.D. Roll Pin</p> <p>87-3044</p>
 <p>28.95mm I.D. 1.50mm Thick Rectangular</p> <p>87-3070</p>	 <p>27.15mm I.D. 1.55mm Thick Dished Washer</p> <p>87-3072</p>	 <p>27.30mm I.D. 1.50mm Thick Dished Washer</p> <p>87-3073</p>	 <p>21.50mm I.D. 1.80mm Wire</p> <p>87-3074</p>	 <p>25.45mm I.D. 1.60mm Thick Rectangular</p> <p>87-3075</p>	 <p>24.55mm I.D. 2.05mm Thick Rectangular</p> <p>87-3076</p>



CLIP ILLUSTRATIONS AND HARDWARE

 22.65mm I.D. 1.60mm Thick Rectangular 87-3077	 25.50mm I.D. 1.00mm Thick Dished Washer 87-3078	 25.95mm I.D. 1.60mm Thick Rectangular 87-3079	 25.70mm I.D. 1.45mm Thick Lug 87-3080	 27.85mm I.D. 1.90mm Thick Rectangular 87-3081	 25.40mm I.D., 6.96mm High, Coned Washer, Plastic 87-3082
 30.20mm I.D., 12.45mm High Coned Washer, Plastic 87-3083	 29.72mm I.D. 1.52mm Thick Dished Washer 87-3084	 27.69mm I.D., 11.94mm High Coned Washer, Plastic 87-3085	 27.18mm I.D. 2.74mm Thick Dished Washer 87-3086	 23.95mm I.D. 2.50mm Thick Rectangular 87-3131	 30.85mm I.D. 2.30mm Thick Rectangular 87-3132
 21.45mm I.D. 1.00mm Wire 87-3133	 24.75mm I.D. 1.05mm Wire 87-3134	 28.85mm I.D. 1.05mm Thick Rectangular 87-3135	 26.55mm I.D. 2.5mm Thick Rectangular 87-3136	 21.95mm I.D. 2.50mm Thick Rectangular 87-3137	 24.55mm I.D. 2.45mm Thick Rectangular 87-3138
 24.25mm I.D. 1.57mm Thick Rectangular 87-3139	 21.10mm I.D. 1.60mm Wire 87-3160	 24.38mm I.D. 2.70mm Thick Rectangular 87-3162	 23.10mm I.D. 1.63mm Wire 87-3163	 21.50mm I.D. 1.00mm Thick Lug 87-3164	 20.80mm I.D. 2.70mm Thick Rectangular 87-3165
 23.72mm I.D. 1.05mm Thick Lug 87-3167	 23.56mm I.D. 1.80mm Wire 87-3168	 22.85mm I.D. 1.60mm Wire 87-3169	 19.55mm I.D. 1.00mm Thick Lug 87-3171	 22.03mm I.D. 1.59mm Wire 87-3173	 82.80mm I.D. 1.50mm Wire 87-3175
 21.85mm I.D. 2.50mm Thick Rectangular 87-3177	 24.10mm I.D. 1.60mm Wire 87-3190	 21.70mm I.D. 1.60mm Wire 87-3191	 23.95mm I.D. 1.60mm Wire 87-3192	 25.90mm I.D. 2.00mm Wire 87-3194	 25.20mm I.D. 1.25mm Wire 87-3203
 17.50mm I.D. 1.10mm Thick Lug 87-3229	 50.00mm I.D. 1.90mm Wire 87-3280	 59.50mm I.D. 2.00mm Wire 87-3281	 23.40mm I.D. 1.60mm Wire 87-3282	 75.20mm I.D. 1.90mm Wire 87-3284	 23.20mm I.D. 2.75mm Thick Rectangular 87-3285
 23.00mm I.D. 1.60mm Wire 87-3286	 18.65mm I.D. 1.00mm Thick Rectangular 87-3287	 20.40mm I.D. 1.00mm Thick Rectangular 87-3311	 22.50mm I.D. 1.20mm Thick Rectangular 87-3402	 19.25mm I.D. 1.53mm Wire 87-3406	 24.13mm I.D. 2.00mm Wire 87-3460

CLIP ILLUSTRATIONS AND HARDWARE



<p>25.80mm I.D. 1.86mm Wire</p> <p>87-3461</p>	<p>25.00mm I.D. 1.28mm Thick Lug 2.00mm Wire</p> <p>87-3462</p>	<p>24.75mm I.D. 1.60mm Thick Rectangular 2.00mm Wire</p> <p>87-3463</p>	<p>54.30mm I.D. 2.00mm Wire</p> <p>87-3464</p>	<p>70.00mm I.D. 2.00mm Wire</p> <p>87-3465</p>	<p>74.10mm I.D. 2.00mm Wire</p> <p>87-3466</p>
<p>22.80mm I.D. 2.00mm Wire</p> <p>87-3501</p>	<p>24.30mm I.D. 1.20mm Thick Rectangular 2.40mm Wire</p> <p>87-3502</p>	<p>27.55mm I.D. 2.40mm Thick Rectangular 2.50mm Wire</p> <p>87-3520</p>	<p>25.50mm I.D. 2.50mm Thick Rectangular 2.50mm Wire</p> <p>87-3521</p>	<p>20.60mm I.D. 1.23mm Thick Lug 1.80mm Wire</p> <p>87-3523</p>	<p>87.00mm I.D. 1.80mm Wire</p> <p>87-3525</p>
<p>21.96mm I.D. 1.40mm Wire</p> <p>87-3526</p>	<p>26.80mm I.D. 1.50mm Thick Lug 2.10mm Wire</p> <p>87-3527</p>	<p>27.95mm I.D. 1.45mm Thick Lug 1.70mm Wire</p> <p>87-3529</p>	<p>25.50mm I.D. 1.70mm Wire</p> <p>87-3530</p>	<p>24.95mm I.D. 2.10mm Wire</p> <p>87-3531</p>	<p>23.25mm I.D. 1.46mm Wire</p> <p>87-3532</p>
<p>28.40mm I.D. 2.50mm Thick Rectangular 1.80mm Wire</p> <p>87-3533</p>	<p>29.15mm I.D. 2.00mm Wire</p> <p>87-3534</p>	<p>36.7mm Length 3.38mm O.D. Roll Pin</p> <p>87-3598</p>	<p>45.30mm Length 6.50mm O.D. Roll Pin</p> <p>87-3640</p>	<p>78.75mm I.D. 1.80mm Wire</p> <p>87-3641</p>	<p>70.65mm I.D. 1.80mm Wire</p> <p>87-3642</p>
<p>21.60mm I.D. 1.60mm Wire</p> <p>87-3643</p>	<p>45.30mm Length 5.27mm O.D. Roll Pin</p> <p>87-3644</p>	<p>62.30mm I.D. 1.80mm Wire</p> <p>87-3645</p>	<p>18.45mm I.D. 1.15mm Thick Lug 1.80mm Wire</p> <p>87-3670</p>	<p>26.90mm I.D. 2.45mm Thick Rectangular 1.80mm Wire</p> <p>87-3701</p>	<p>21.95mm I.D. 1.80mm Wire</p> <p>87-3702</p>
<p>28.10mm I.D. 2.30mm Wire</p> <p>87-3703</p>	<p>21.80mm I.D. 1.25mm Thick Rectangular 2.00mm Wire</p> <p>87-3704</p>	<p>21.90mm I.D. 2.00mm Wire</p> <p>87-3705</p>	<p>53.48mm I.D. 2.60mm Thick Lug 2.00mm Wire</p> <p>87-3709</p>	<p>27.00mm I.D. 1.00mm Wire</p> <p>87-3710</p>	<p>26.60mm I.D. 1.05mm Wire</p> <p>87-3711</p>
<p>26.70mm I.D. 1.60mm Thick Rectangular 1.80mm Wire</p> <p>87-3712</p>	<p>28.55mm I.D. 3.00mm Thick Rectangular 1.80mm Wire</p> <p>87-3714</p>	<p>21.05mm I.D. 1.40mm Thick Rectangular 1.80mm Wire</p> <p>87-3715</p>	<p>26.90mm I.D. 1.50mm Thick Rectangular 1.80mm Wire</p> <p>87-3718</p>	<p>82.50mm I.D. 2.50mm Wire</p> <p>87-3720</p>	<p>27.00mm I.D. 1.80mm Wire</p> <p>87-3723</p>
<p>29.50mm I.D. 2.30mm Thick Rectangular 1.80mm Wire</p> <p>87-3724</p>	<p>22.50mm I.D. 2.70mm Thick Rectangular 1.80mm Wire</p> <p>87-3725</p>	<p>26.00mm I.D. 1.60mm Wire</p> <p>87-3727</p>	<p>36.07mm Length 5.20mm O.D. Roll Pin</p> <p>87-3728</p>	<p>29.80mm I.D. 1.50mm Thick Dished Washer 1.80mm Wire</p> <p>87-3729</p>	<p>27.70mm I.D. 1.80mm Wire</p> <p>87-3730</p>



CLIP ILLUSTRATIONS AND HARDWARE


 24.15mm I.D. 2.40mm Thick Rectangular 87-3731	 18.75mm I.D. 1.60mm Wire 87-3732	 23.80mm I.D. 2.50mm Thick Rectangular 87-3733	 25.20mm I.D. 2.30mm Wire 87-3734	 81.45mm I.D. 1.80mm Wire 87-3735	 24.85mm I.D. 1.60mm Wire 87-3736
 25.65mm I.D. 1.15mm Thick Rectangular 87-3738	 16.50mm I.D. 1.60mm Wire 87-3739	 16.45mm I.D. 1.15mm Thick Lug 87-3740	 28.45mm I.D. 2.40mm Thick Rectangular 87-3746	 27.43mm I.D. 5.69mm High Dished Washer 87-3748	 25.90mm I.D. 2.80mm Thick Rectangular 87-3751
 54.85mm I.D. 1.80mm Wire 87-3759	 26.75mm I.D. 1.60mm Wire 87-3760	 26.60mm I.D. 2.70mm Thick Rectangular 87-3761	 24.90mm I.D. 2.30mm Wire 87-3763	 71.20mm I.D. 1.80mm Wire 87-3764	 21.60mm I.D. 2.30mm Wire 87-3765
 23.95mm I.D. 2.50mm Thick Rectangular 87-3766	 25.55mm I.D. 2.40mm Thick Rectangular 87-3767	 26.50mm I.D. 2.50mm Thick Rectangular 87-3768	 23.75mm I.D. 1.80mm Wire 87-3769	 24.50mm I.D. 1.15mm Thick Lug 87-3770	 25.45mm I.D. 1.80mm Thick Rectangular 87-3771
 23.15mm I.D. 1.60mm Wire 87-3772	 74.50mm I.D. 2.00mm Wire 87-3773	 24.25mm I.D. 2.00mm Wire 87-3777	 23.95mm I.D. 2.50mm Thick Rectangular 87-3778	 95.50mm I.D. 1.80mm Wire 87-3779	 33.10mm I.D. 2.00mm Thick Rectangular 87-3780
 29.95mm I.D. 1.50mm Thick Rectangular 87-3781	 29.00mm I.D. 2.60mm Wire 87-3782	 24.59mm I.D. 2.44mm Thick Lug 87-3784	 26.01mm I.D. 1.89mm Thick Rectangular 87-3786	 32.60mm I.D. 1.50mm Thick Lug 87-3787	 25.33mm I.D., 10.29mm High Coned Washer, Plastic 87-3792
 37.85mm I.D. 2.00mm Thick Rectangular 87-3794	 31.90mm I.D. 1.30mm Thick Rectangular 87-3797	 61.16mm I.D. 1.8mm Wire 87-3798			

PROMO ITEMS




EMPI T-SHIRTS

Quality preshrunk 100% cotton with colorful EMPI designs. All shirts supplied in individual poly bags. (Pictures shown are back of shirts). All shirts are white unless specified.



15-4052 - 15-4056




15-4074 - 15-4078



15-4069 - 15-4073



Front Design for Type 1,
Type 2, Type 3, and Ghia
shirts



15-4079 - 15-4083



9860-9864
(Back)



9855-9859
(Front & Back)

EMPI TYPE 1

- 15-4052-0 EMPI Type 1, Tan, Small
- 15-4053-0 EMPI Type 1, Tan, Medium
- 15-4054-0 EMPI Type 1, Tan, Large
- 15-4055-0 EMPI Type 1, Tan, X Large
- 15-4056-0 EMPI Type 1, Tan, XX Large

EMPI TYPE 2

- 15-4069-0 EMPI Type 2, Tan, Small
- 15-4070-0 EMPI Type 2, Tan, Medium
- 15-4071-0 EMPI Type 2, Tan, Large
- 15-4072-0 EMPI Type 2, Tan, X Large
- 15-4073-0 EMPI Type 2, Tan, XX Large

EMPI TYPE 3

- 15-4074-0 EMPI Type 3, Tan, Small
- 15-4075-0 EMPI Type 3, Tan, Medium
- 15-4076-0 EMPI Type 3, Tan, Large
- 15-4077-0 EMPI Type 3, Tan, X Large
- 15-4078-0 EMPI Type 3, Tan, XX Large

EMPI GHIA

- 15-4079-0 EMPI Ghia, Tan, Small
- 15-4080-0 EMPI Ghia, Tan, Medium
- 15-4081-0 EMPI Ghia, Tan, Large
- 15-4082-0 EMPI Ghia, Tan, X Large
- 15-4083-0 EMPI Ghia, Tan, XX Large

EMPI 3 CAR (Front: EMPI Logo Only)

- 9860 EMPI, Small
- 9861 EMPI, Medium
- 9862 EMPI, Large
- 9863 EMPI, X Large
- 9864 EMPI, XX Large

EMPI RACING TEAM

- 9855 EMPI Racing Team, Small
- 9856 EMPI Racing Team, Medium
- 9857 EMPI Racing Team, Large
- 9858 EMPI Racing Team, X Large
- 9859 EMPI Racing Team, XX Large




PROMO ITEMS

EMPI T-SHIRTS (Continued)

EMPI NEW BEETLE INCH PINCHER

- 9804 EMPI NB Inch Pincher, Childs 10-12
- 9805 EMPI NB Inch Pincher, Small
- 9806 EMPI NB Inch Pincher, Medium
- 9807 EMPI NB Inch Pincher, Large
- 9808 EMPI NB Inch Pincher, X Large
- 9809 EMPI NB Inch Pincher, XX Large



9804-9809 (Front and Rear Lg.)

EMPI 3-CAR INCH PINCHER

- 15-4047 EMPI 3-Car Inch Pincher, Small
- 15-4048 EMPI 3-Car Inch Pincher, Medium
- 15-4049 EMPI 3-Car Inch Pincher, Large
- 15-4050 EMPI 3-Car Inch Pincher, X Large
- 15-4051 EMPI 3-Car Inch Pincher, XX Large



Front

15-4047-15-4051

EMPI AMERICAN CLASSIC

- 15-4023 EMPI American Classic, Orange, Small
- 15-4024 EMPI American Classic, Orange, Medium
- 15-4025 EMPI American Classic, Orange, Large
- 15-4026 EMPI American Classic, Orange, X-Large
- 15-4027 EMPI American Classic, Orange, XX-Large




Front

15-4023 - 15-4027

Back

EMPI EPC 51/SIZE DOES MATTER

- 15-4029 EMPI EPC 51/Size Does Matter, Small
- 15-4030 EMPI EPC 51/Size Does Matter, Medium
- 15-4031 EMPI EPC 51/Size Does Matter, Large
- 15-4032 EMPI EPC 51/Size Does Matter, X-Large
- 15-4033 EMPI EPC 51/Size Does Matter, XX-Large



Front

15-4029 - 15-4033

Back

AUTO HAUS

- 15-4034 Auto Haus, Small
- 15-4035 Auto Haus, Medium
- 15-4036 Auto Haus, Large
- 15-4037 Auto Haus, X Large
- 15-4038 Auto Haus, XX Large



Front

15-4034-15-4038

Back

EMPI JACKET

Colorful blue Cotton blend with orange and white racing stripe for the retro look!

- 15-4062 EMPI Jacket, Medium
- 15-4063 EMPI Jacket, Large
- 15-4064 EMPI Jacket, X-Large
- 15-4065 EMPI Jacket, XX-Large
- 15-4066 EMPI Logo Patch, 7 3/4" x 5 3/8", Each
- 15-4067 EMPI Logo Patch, 3 11/16" x 2 9/16", Each
- 15-4068 EMPI Logo Patch, 2 3/4" x 2", Each
- 15-4084 EMPI Power Rules Patch, 2 3/4" x 4 1/8", Each



Back

Front



15-4066



15-4067



15-4084

PROMO ITEMS



EMPI T-SHIRTS (Continued)



Front B950912 - B950914

Back



Front B950922 - B950924

Back



Front

Back

15-4085 - 15-4089



Front

Back

15-4090 - 15-4094



Front

Back

15-4095 - 15-4099



15-4105 - 15-4109



15-4100 - 15-4104

BUGPACK LOGO - WHITE

- B950912 Bugpack Logo, White, Large
- B950913 Bugpack Logo, White, X Large
- B950914 Bugpack Logo, White, XX Large

BUGPACK LOGO - BLACK

- B950922 Bugpack Logo, Black, Large
- B950923 Bugpack Logo, Black, X Large
- B950924 Bugpack Logo, Black, XX Large

EMPI EQUIP - BLACK

- 15-4085 EMPI Equip, Black, Medium
- 15-4086 EMPI Equip, Black, Large
- 15-4087 EMPI Equip, Black, X Large
- 15-4088 EMPI Equip, Black, XX Large
- 15-4089 EMPI Equip, Black, XXX Large

ORANGE STRIPE - WHITE

- 15-4090 Orange Stripe, White, Medium
- 15-4091 Orange Stripe, White, Large
- 15-4092 Orange Stripe, White, X Large
- 15-4093 Orange Stripe, White, XX Large
- 15-4094 Orange Stripe, White, XXX Large

POWER RULES - ORANGE

- 15-4095 Power Rules, Orange, Medium
- 15-4096 Power Rules, Orange, Large
- 15-4097 Power Rules, Orange, X Large
- 15-4098 Power Rules, Orange, XX Large
- 15-4099 Power Rules, Orange, XXX Large

EMPI HOODIE - BLACK

- 15-4105 EMPI Hoodie, Black, Medium
- 15-4106 EMPI Hoodie, Black, Large
- 15-4107 EMPI Hoodie, Black, X Large
- 15-4108 EMPI Hoodie, Black, XX Large
- 15-4109 EMPI Hoodie, Black, XXX Large

EMPI HOODIE - GREY

- 15-4100 EMPI Hoodie, Grey, Medium
- 15-4101 EMPI Hoodie, Grey, Large
- 15-4102 EMPI Hoodie, Grey, X Large
- 15-4103 EMPI Hoodie, Grey, XX Large
- 15-4104 EMPI Hoodie, Grey, XXX Large





PROMO ITEMS

EMPI CAPS


EMPI baseball caps. High or low profile featuring registered EMPI Logo.

- 9891 EMPI Deluxe Cap, White w/Blue Visor, w/Embroidered Logo
- 9892 EMPI Deluxe Cap, Low Profile, Black, w/Embroidered Logo
- 9893 EMPI Cap, White w/Blue Visor, w/Screened Logo
- 15-4111 EMPI Flat Bill Cap, Black w/ Stched Gray Logo, M-L
- 15-4112 EMPI Flat Bill Cap, Black w/ Stched Gray Logo, L-XL
- 15-4113 EMPI Flex Fit Cap, Black w/ Stched White Logo, S-M
- 15-4114 EMPI Flex Fit Cap, Black w/ Stched White Logo, L-XL
- 15-4110 EMPI "Trucker" Cap, Grey w/ Stched Black Logo



EMPI STICKERS

- 9810 EMPI Oval, 1 3/4" x 1 1/4", Pack of 100
- 9811 EMPI Oval, 7 3/4" x 5 1/2", Pack of 10
- 9815 EMPI Oval, 3 1/4" x 2 1/4", Pack of 100
- 9820 EMPI Oval Extra Large 14" x 11", Each
- 9816 EMPI Power Rules, 4" x 2 3/4", Pack of 100
- 9817 EMPI Equipped, 3" x 3", Pack of 100
- 9802 CAUTION 200 M.P.H., 3 3/4" x 1 1/2", Pack of 100
- 15-4041 EMPI WEBER Decal, Pack of 100
- 15-4046 Auto-Haus Logo, 4" x 3", Pack of 100



EMPI DEALER ITEMS


- 9843 EMPI Inventory Tags, Pack of 25
- 9812 EMPI Cardboard Sign 22" x 14"
- 9819 EMPI Authorized Distributor (two sided) 16" x 9", Store Window Decal, Each
- 9870 EMPI Banner 36" x 24", Each Orange Vinyl w/ eyelets, Printed Blue & White Oval
- 9899 EMPI Large Banner, 36" x 120", Each Orange Vinyl w/ eyelets, Printed Blue & White Oval



9899



9870



9819