



EMPI INC.[®]

This **2017 B** Catalog features products for Rack & Pinion Steering Systems and Clutch Alignment Tools. It has been designed specifically for the Automotive Aftermarket. It includes Product by Application, Technical Information and Illustrations to assure positive identification in ordering the correct part.

The Product Lines featured in this catalog are: Rack & Pinion Bellows, Inner Tie Rods, Inner Tie Rod Hardware, Rack & Pinion Mounting Bushings and Clutch Alignment Tools. Also featured are our Universal Rack & Pinion Bellows Kits, both designed and packaged for the Do-It-Yourself mechanic, with user-friendly hardware and instructions.

EMPI has been an Industry Leader for over 30 Years. We at **EMPI** manufacture Superior Quality parts.

Quality, Reliability and the Best Customer Service in the Industry are just a few of the reasons that Distributors, Remanufacturers and Professional Mechanics worldwide ask for **EMPI** Products by name. Every **EMPI** product is precision designed and engineered to replace the original equipment part exactly, using materials that provide Performance, Reliability and Longevity equal to and often better than the original equipment part.

EMPI's Experience and Integrity is what has always made our customers confident of getting the right part for the right application. We all take pride in our company, in our work and in our relationship with our customers.



R & P Bellows & Bellow Kits



**Inner Tie Rods
& Tie Rod Kits**



**R & P Bushings
& Bushing Kits**



Clutch Alignment Tools

The information listed in this catalog has been compiled from reliable sources and is correct to the best of our knowledge. **EMPI INC.** cannot and does not accept any responsibility or liability for errors or omissions, or harm resulting therefrom.

The use of recognized manufacturers (i.e. Ford, GKN, NTN, Saginaw, Volkswagen, etc.) and their respective model names/numbers by **EMPI INC.** is for the sole purpose of application and in no way denotes their use to infer or intend a direct connection between **EMPI INC.**, or its products and those manufacturers or factories.



TABLE OF CONTENTS

Introduction	Inside Front Cover
Key to Abbreviations	2
Rack & Pinion Bellows Introduction	3
Universal Rack & Pinion Bellows	4
Rack & Pinion Bellows by Application	5-34
Rack & Pinion Bellow Illustrations	35-41
Rack & Pinion Bellow Bushings	42
Nylon Ties	43
Rack & Pinion Bellow Buyers Guide	44-46
Inner Tie Rods	
Inner Tie Rods by Application	47-53
Center Steering Bushing Kit.....	53
Special Tie Rod Hardware	54
Standard Tie Rod Hardware.....	54-55
Inner Tie Rod Buyers Guide.....	56
Rack & Pinion Bushing (Bulk) Introduction	57
Rack & Pinion Bushings (Bulk) by Application	58-61
Rack & Pinion Bushing (Bulk) Illustrations	62
Rack & Pinion Bushing (Bulk) Buyers Guide.....	63
Rack & Pinion Bushing Kit Introduction	64
Rack & Pinion Bushing Kits by Application	65-67
Rack & Pinion Bushing Kit Illustrations	68-69
Rack & Pinion Bushing Kit Buyers Guide.....	70
Clutch Alignment Tool Introduction	71
Clutch Alignment Tools by Application	72-75
Clutch Alignment Tools Numerical Listing	76
Clutch Alignment Tools Sorted by Spline Count.....	76



KEY TO ABBREVIATIONS

#..... Number
 "..... Inch
 °..... Degree
 16V..... 16 Valve
 2WD..... Two Wheel Drive
 4WD..... Four Wheel Drive
 2WS..... Two Wheel Steering
 4WS..... Four Wheel Steering
 A/C..... Air Conditioning
 A/T..... Automatic Transmission
 ABS..... Anti-Lock Braking System
 ASR..... Acceleration Skid Reduction
 AWD..... All Wheel Drive
 AXOD..... Automatic Overdrive
 B..... Both
 CA..... California
 Carb..... Carburetor
 cc..... Cubic Centimeter
 CH..... Chassis
 CHEVY..... Chevrolet
 Chry..... Chrysler
 CID..... Cubic Inch Displacement
 Cont..... Continued
 CONV..... Convertible
 C.V..... Constant Velocity
 CVT..... Continuously Variable Transmission
 Cyl..... Cylinder
 Deg..... Degree
 DES..... Design
 Dia..... Diameter
 DIFF..... Differential
 DOHC..... Dual Overhead Cam
 DOJ..... Double Offset Joint (Cage, Race & Ball)
 Dr..... Door
 EFI..... Electronic Fuel Injection
 Eng..... Engine
 Exc..... Except
 F/I..... Fuel Injection
 Fr..... From
 Frt..... Front
 FT..... Foot
 FWD..... Front Wheel Drive
 GM..... General Motors
 GVW..... Gross Vehicle Weight
 H.D..... Heavy Duty
 H.O..... High Output
 H.P..... High Performance
 Hsg..... Housing
 I.B..... Inboard
 I.D..... Identification
 ID..... Inside Diameter
 I.E..... In Example
 IN..... Inch
 Incl..... Including
 Inj..... Injection
 Int..... Intermediate
 INT'L..... International
 IRS..... Independent Rear Suspension

JT..... Joint
 L..... Liter or Left
 lb..... Pound
 LH..... Left Hand (Driver Side)
 LSD..... Limited Slip Differential
 LTS..... Liters
 M/T..... Manual Transmission
 MAN..... Manual
 MAX..... Maximum
 MERC..... Mercury
 Min..... Minimum
 MITS..... Mitsubishi
 mm..... Millimeter
 Mod..... Modified
 MPI..... Multi Port Fuel Injection
 N/A..... Not Available
 N/R..... Not Required
 O.B..... Outboard
 OD..... Outside Diameter
 OE..... Original Equipment
 OEM..... Original Equipment Manufacturer
 OLDS..... Oldsmobile
 Pass..... Passenger
 Pc..... Piece
 Pcs..... Pieces
 PG..... Page
 PLY..... Plymouth
 P/N..... Part Number
 PROD..... Produced
 P/U..... Pickup
 REPL..... Replaced
 R/G..... Ring Gear
 RH..... Right Hand (Passenger Side)
 RPO..... Regular Production Option
 RWD..... Rear Wheel Drive
 RR..... Rear
 S/C..... Supercharged
 SER#..... Serial Number
 SHO..... Super High Output
 SOHC..... Single Overhead Cam
 Spd..... Speed
 Std..... Standard
 Susp..... Suspension
 TBA..... To Be Announced
 T/C..... Traction Control
 T&C..... Town & Country
 TJ..... Tripod Joint
 Trans..... Transmission
 V..... Valve
 VGA..... Variable Gear Ratio
 VIN..... Vehicle Identification Number
 VW..... Volkswagen
 Whls..... Wheels
 w/..... With
 w/o..... Without



RACK & PINION BELLOWS / BELLOW KITS

The Rack & Pinion Bellows / Bellow Kits Section includes Universal Bellows, Rack & Pinion Bellows / Bellow Kits by Application, Bellow Illustrations, Bellow Bushings, Nylon Ties and Buyer's Guide.

Our Technical Department has completed extensive research, comparing Original Equipment Racks and Bellows. While the Bellows selected for the application may not look exactly like the O.E.M. Bellows it is replacing, you can be assured that the Bellows was checked and tested to insure proper replacement. We have replaced many Thermoplastic (Hard) Bellows with our more flexible Bellows.

Bellows come Vented and Non-Vented. Vented Bellows have a Vent Tube or Vent Hole which allows air to transfer from one side of the Rack & Pinion to the other as the vehicle turns.

Packaging:

Product may be purchased in attractive **EMPI** 3-Color Display Packaging or in "Bulk". To order Bulk product, simply order by the part number shown in this catalog. If you wish to order Kits, just add a "K" to the part number. Kit includes Bellows, Tri-Lingual Installation Instructions, Plastic Tie Straps and are packaged in our distinctive **EMPI** 3-Color, Tri-Lingual Box.

Example:

- 88-1502-0 Bellow, Acura/Nissan, Bulk
- 88-1502-K Bellow Kit for Acura/Nissan, Packaged



R & P Bellows

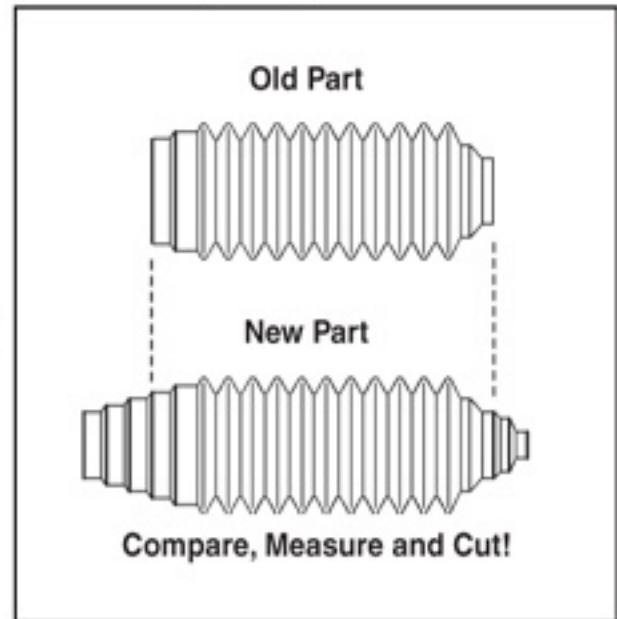


UNIVERSAL BELLOWS

Perfect for the DIY Person or the Professional Mechanic, Universal Rack Bellows can be cut to fit both the Tie Rod end and the Housing end. They will fit a wide variety of Rack & Pinion applications.

Simply compare the worn Bellow to the Universal Bellow. Check to see if it is Vented or Non-Vented. Lay the two Bellows on a flat surface. Compare and measure the large and small ends. Then simply cut the Universal Bellow using a common razor blade. Install with the Nylon Tie Straps included in the Kit. Replacing worn Bellows will help prevent premature failure of the Rack & Pinion Unit.

These Universal Rack Bellows can be cut to enlarge both the tie rod end and the housing end to fit a wide variety of applications.



88-1000-K



88-1001-K



Vent Tube

88-1000-0 (Non-Vented) - Bulk
For Non-Vented applications.

88-1001-0 (Vented) - Bulk
For Vented applications.

These two Universal Bellows may be purchased in bulk or kit form. Kits are supplied with Nylon Tie Straps and Installation Instructions.

For kit form, simply change part number suffix from "-0" to "-K"



RACK & PINION BELLOWS

MODEL	YEARS	SPECIFICATIONS	LEFT	RIGHT
Acura				
CL	97-99		88-1576	88-1570
	01-03		88-1601	88-1601
Integra	86-89		88-1528	88-1531
	90-93		88-1531	88-1531
	94-01		88-1530	88-1570
Legend	86-90		88-1528	88-1531
	91-95	Non-Vented	88-1520	88-1520
	91-95	Vented	88-1502	88-1507
RL	96-04		88-1520	N/A
	05-10		88-1626	88-1626
RSX	02-06	Center	N/A	
			N/R	88-1605
TL	95-98	2.5L	88-1576	88-1570
	96-98	3.2L	88-1520	N/A
	99-03	3.2L	88-1601	88-1601
	04-08		88-1624	88-1624
TSX	04-08		88-1646	88-1646
	09-12		88-1645	88-1645
Vigor	92-94		N/A	88-1576
Acura SUV/Truck/Van				
MDX	01-06		88-1590	88-1590
	07-12		88-1613	88-1613
RDX	07-12		88-1645	88-1645
ZDX	10-12		88-1613	88-1613
Audi				
100, 100 Quattro	89-94		88-1563 (Center)	
200, 200 Quattro	89-91		88-1563 (Center)	
5000, 5000 Coupe, 5000 Quattro	78-87		88-1563 (Center)	
A3, A3 Quattro	06-11		88-1613	88-1613
A4	96-97	Outer	88-1654	88-1654
	1998	1.8L, Outer (To Ch. # 8D-W-007 799)	88-1654	88-1654
		1.8L (From Ch. # 8D-W-007 800)	88-1654	88-1588
		2.8L, Outer	88-1654	88-1654
	1999	1.8L (To Ch. # 8D-X-199 999)	88-1654	88-1588
		1.8L (From Ch. # 8D-X-200 001)	88-1610	88-1588
		2.8L, Outer (To Ch. # 8D-X-199 999)	88-1654	88-1654
		2.8L (From Ch. # 8D-X-200 001 to 8D-X-303 809)	88-1610	88-1610
		2.8L (From Ch. # 8D-X-303-810)	88-1610	88-1588
	00-01		88-1610	88-1588
	02-05	ZF Design Rack	88-1588	88-1588
		Koyo Design Rack	88-1610	88-1635
	06-08		88-1588	88-1588
	2009	Cabriolet	88-1588	88-1588
		Sedan & Wagon	88-1634	88-1634



RACK & PINION BELLOWS

MODEL

YEARS

SPECIFICATIONS

LEFT

RIGHT

Audi (Continued)

A4 Quattro	1996	Outer	88-1654	88-1654
	97-98	1.8L	88-1654	88-1588
		2.8L, Outer	88-1654	88-1654
	1999	1.8L (To Ch. # 8D-X-053 000)	88-1654	88-1588
		1.8L (From Ch. # 8D-X-053 001)	88-1610	88-1588
		2.8L, Outer (To Ch. # 8D-X-053 000)	88-1654	88-1654
		2.8L, Outer (From Ch. # 8D-X-053 001 to 8D-X-303 809)	88-1610	88-1610
		2.8L (From Ch. # 8D-X-303 810)	88-1610	88-1588
	00-01		88-1610	88-1588
	02-05	ZF Design Rack	88-1588	88-1588
		Koyo Design Rack	88-1610	88-1635
	06-08		88-1588	88-1588
	2009	Cabriolet	88-1588	88-1588
		Sedan & Wagon	88-1634	88-1634
10-11		88-1634	88-1634	
A5	10-11		88-1634	88-1634
A5 Quattro	08-11		88-1634	88-1634
A6	95-97		88-1563 (Center)	
	1998	To Ch. # 4A-W-005 000	88-1563 (Center)	
		Outer, (From Ch. # 4B-W-000 001)	88-1610	88-1610
	1999	Outer, (To Ch. # 4B-X-065 000)	88-1610	88-1610
		From Ch. # 4B-X-065 001	88-1610	88-1588
	00-04		88-1610	88-1588
06-11		88-1635	88-1635	
A6 Quattro	95-97		88-1563 (Center)	
	1998	To Ch. #4A-W-005 000	88-1563 (Center)	
		Outer (From Ch. # 4B-W-000 001)	88-1610	88-1610
	1999	Outer (To Ch. # 4B-X-065 000)	88-1610	88-1610
		From Ch. # 4B-X-065 001	88-1610	88-1588
	00-04		88-1610	88-1588
05-11		88-1635	88-1635	
A8	97-99	Outer	88-1654	88-1654
	A8 Quattro	97-99	Outer	88-1654
	00-03		88-1610	88-1588
	04-10		88-1635	88-1635
	11-12		88-1634	88-1634
Allroad Quattro	01-05		88-1610	88-1588
RS4	07-08		88-1588	88-1588
RS6	03-04		88-1610	88-1588
S4	92-94		88-1563 (Center)	
	00-02		88-1610	88-1588
	04-09		88-1588	88-1588
	10-12		88-1634	88-1634
S5	08-11		88-1634	88-1634
S6	95-96		88-1563 (Center)	
	02-03		88-1610	88-1588
	07-11		88-1635	88-1635
S8	01-03		88-1610	88-1588
	07-09		88-1635	88-1635



RACK & PINION BELLOWS

MODEL	YEARS	SPECIFICATIONS	LEFT	RIGHT
Audi (Continued)				
TT	00-06		88-1590	88-1590
	08-09		88-1613	88-1613
TT Quattro	00-06		88-1590	88-1590
	08-11		88-1613	88-1613
V8 Quattro	90-94		88-1563 (Center)	
Audi SUV/Truck/Van				
Q5	09-11		88-1634	88-1634
BMW				
318 Series	83-98	Exc. Convertible	88-1542	88-1542
320 Series	77-83		88-1542	88-1542
323 Series	1998		88-1542	88-1542
	99-00		88-1619	88-1619
325 Series	84-95	Exc. Convertible	88-1542	88-1542
	00-05		88-1619	88-1619
	2006		88-1634	88-1634
328 Series	96-98		88-1542	88-1542
	99-01		88-1619	88-1619
	07-10		88-1634	88-1634
330 Series	01-05		88-1619	88-1619
	2006		88-1634	88-1634
335 Series	07-11		88-1634	88-1634
525 Series	01-03		88-1542	88-1542
528 Series	97-00		88-1542	88-1542
530 Series	01-03		88-1542	88-1542
M3	88-99		88-1542	88-1542
	01-06		88-1619	88-1619
	08-10		88-1634	88-1634
M Roadster	98-99		88-1542	88-1542
Z3	96-02		88-1542	88-1542
Z4	03-08		88-1619	88-1619
Z8	01-03		88-1542	88-1542
Buick				
Century	82-05		88-1564	88-1564
Electra	85-90		88-1564	88-1564
LaCrosse	05-09		88-1564	88-1564
	10-11		88-1590	88-1590
LeSabre	86-99		88-1564	88-1564
	00-05		88-1655	88-1655
Lucerne	06-11		88-1655	88-1655
Park Avenue	91-96	Incl. Ultra	88-1564	88-1564
	97-02	Incl. Ultra	88-1655	88-1655
	03-05	w/ Magnetic Variable Speed Steering	88-1564	88-1564
	03-05	w/o Magnetic Variable Speed Steering	88-1655	88-1655
Reatta	88-91		88-1564	88-1564
Regal	88-04		88-1564	88-1564



RACK & PINION BELLOWS

MODEL

YEARS

SPECIFICATIONS

LEFT

RIGHT

Buick (Continued)

Riviera	86-93		88-1564	88-1564
	95-96		88-1564	88-1564
	97-99		88-1655	88-1655
Skyhawk	82-87		88-1552 (Center)	
	1988	w/Aluminum Tower (Valve) Housing	88-1552 (Center)	
	1988	w/Cast Iron Tower (Valve) Housing	88-1621 (Center)	
	1989		88-1621 (Center)	
Skylark	80-82	Manual	88-1510	88-1510
	80-81	Power	88-1524	88-1524
	82-85	Power	88-1564	88-1564
	1988	W/ Aluminum Tower (Valve) Housing	88-1552 (Center)	
		W/ Cast Iron Tower (Valve) Housing	88-1621 (Center)	
	89-98		88-1621 (Center)	
Somerset	85-87		88-1552 (Center)	

Buick SUV/Truck/Van

Enclave	08-12		88-1636	88-1636
Rendezvous	02-07		88-1655	88-1655
Terraza	05-07		88-1655	88-1655

Cadillac

Allante	87-93		88-1564	88-1564
Cimarron	82-87	2.0L	88-1552 (Center)	
	1988	w/Aluminum Tower (Valve) Housing	88-1552 (Center)	
		w/Cast Iron Tower (Valve) Housing	88-1621 (Center)	
CTS	03-07		88-1601	88-1601
	08-12	RWD	88-1626	88-1626
DeVille	85-99		88-1564	88-1564
	00-05		88-1655	88-1655
DTS	06-11		88-1655	88-1655
Eldorado	86-02		88-1564	88-1564
Fleetwood	85-93		88-1564	88-1564
Seville	86-97		88-1564	88-1564
	98-04		88-1655	88-1655

Cadillac SUV/Truck/Van

Escalade	07-11		88-1636	88-1636
----------	-------	--	---------	---------

Chevrolet/Geo

Beretta	87-88		88-1552 (Center)	
	1988	w/Aluminum Tower (Valve) Housing	88-1552 (Center)	
		w/Cast Iron Tower (Valve) Housing	88-1621 (Center)	
	89-96		88-1621 (Center)	
Camaro	93-02		88-1655	88-1655

R & P Bellows



RACK & PINION BELLOWS

MODEL	YEARS	SPECIFICATIONS	LEFT	RIGHT
Chevrolet/Geo (Continued)				
Cavalier	82-87		88-1552 (Center)	
	1988	Manual	88-1552 (Center)	
		Power, w/Aluminum Tower (Valve) Housing	88-1552 (Center)	
		Power, w/Cast Iron Tower (Valve) Housing	88-1621 (Center)	
	89-90	Manual	88-1552 (Center)	
		Power	88-1621 (Center)	
	91-94		88-1621 (Center)	
95-05		88-1564	88-1564	
Celebrity	82-90		88-1564	88-1564
Chevette	76-80		88-1509	88-1509
	81-87	Manual	88-1509	88-1509
		Power	88-1564	88-1564
Citation	80-83	Manual	88-1510	88-1510
	80-81	Power	88-1524	88-1524
	82-83	Power	88-1564	88-1564
Citation II	84-85	Manual	88-1510	88-1510
	84-85	Power	88-1564	88-1564
Classic	04-05		88-1564	88-1564
Cobalt	05-10		88-1640	88-1640
Corsica	1987		88-1552 (Center)	
	1988	W/ Aluminum Tower (Valve) Housing	88-1552 (Center)	
		W/ Cast Iron Tower (Valve) Housing	88-1621 (Center)	
	89-96		88-1621 (Center)	
Corvette	84-92		88-1553	88-1553
	93-04		88-1655	88-1655
	2005		88-1590	88-1590
HHR	06-11		88-1640	88-1640
Impala	00-11		88-1564	88-1564
Lumina	90-01		88-1564	88-1564
Malibu	97-98	1st Design ①	88-1655	88-1655
	97-03	2nd Design ①	88-1564	88-1564
① Note: 1st Design has no vent tube, 2nd Design has a vent tube.				
Metro	89-97	Manual	88-1526	88-1525
	95-97	Power	88-1527	88-1527
	98-01	Power	88-1616	88-1616
Monte Carlo	95-07		88-1564	88-1564
Nova	85-88	Manual	88-1514	N/A
	85-88	Power	88-1520	88-1520
Prizm	89-92	Manual	88-1514	N/A
		Power	88-1520	88-1520
	93-97	Manual	88-1513	88-1513
		Power	88-1519	88-1519
	98-02		88-1519	88-1519
Spectrum	85-89	Power	88-1525	88-1525
Sprint	85-88		88-1526	88-1525
Storm	90-93		88-1525	88-1525



RACK & PINION BELLOWS

MODEL

YEARS

SPECIFICATIONS

LEFT

RIGHT

Chevrolet/Geo SUV/Truck/Van

Avalanche	07-12		88-1636	88-1636
Colorado	04-07		88-1638	88-1638
	08-09		88-1626	88-1626
	10-11		88-1639	88-1639
	05-09	3.4L	88-1640	88-1640
Equinox	08-09	3.6L	88-1582	88-1582
	10-12	3.0L	88-1590	88-1590
	90-96	APV	88-1564	88-1564
Lumina				
Silverado 1500	00-06	RWD	88-1622	88-1622
	2007	Classic, RWD	88-1622	88-1622
	2007	Exc. Classic	88-1636	88-1636
	2008		88-1636	88-1636
	09-12	Exc. Hybrid Hybrid	88-1636 88-1595	88-1636 88-1595
Suburban 1500	07-12		88-1636	88-1636
Tahoe	2007		88-1636	88-1636
	09-12	Exc. Hybrid Hybrid	88-1636 88-1595	88-1636 88-1595
	99-04		88-1590	N/A
Tracker				
Traverse	09-12		88-1636	88-1636
Uplander	05-08		88-1655	88-1655
Venture	97-05	APV	88-1655	88-1655

Chrysler

300M	99-04		88-1585 (Center)	
Cirrus	95-00	Power	88-1601	88-1601
Concorde	93-04		88-1585 (Center)	
E-Class	83-84	Saginaw Design	88-1564	88-1564
	83-84	TRW Design	88-1521	88-1521
Imperial	90-93	TRW Design	88-1521	88-1521
Laser	84-86	Manual	88-1523	N/A
	84-85	Power	88-1564	88-1564
	1986	Saginaw Design	88-1564	88-1564
	1986	TRW Design	88-1521	88-1521
LeBaron	1982		88-1521	88-1521
	83-86	Saginaw Design	88-1564	88-1564
	83-88	TRW Design	88-1521	88-1521
	90-95		88-1521	88-1521
LHS	94-97		88-1585 (Center)	
	99-01		88-1585 (Center)	
Limo	84-86	Saginaw Design	88-1564	88-1564
	84-87	TRW Design	88-1521	88-1521
New Yorker	83-88	Power, Saginaw Design	88-1564	88-1564
	83-93	Power, TRW Design	88-1521	88-1521
	94-96		88-1585 (Center)	
Sebring Coupe	95-00		88-1513	88-1513
	01-05		88-1577	88-1577
TC Maserati	89-91		88-1521	88-1521



RACK & PINION BELLOWS

MODEL

YEARS

SPECIFICATIONS

LEFT

RIGHT

Chrysler (Continued)

Town & Country	82-88	Manual	88-1523	N/A
	1982	Power	88-1521	88-1521
	83-85	Power	88-1564	88-1564
	1986	Power, Saginaw Design	88-1564	88-1564
	1986	Power, TRW Design	88-1521	88-1521
	87-88	Power	88-1521	88-1521

Chrysler SUV/Truck/Van

Town & Country	90-99		88-1521	88-1521
----------------	-------	--	---------	---------

Dodge

400	82-83	Manual	88-1523	N/A
	1982	Power	88-1564	88-1564
	1983	Power	88-1521	88-1521
600	83-85		88-1564	88-1564
	1986	Saginaw Design	88-1564	88-1564
		TRW Design	88-1521	88-1521
87-88		88-1521	88-1521	
Aries	81-89	Manual	88-1523	N/A
	81-82	Power	88-1521	88-1521
	83-85	Power	88-1564	88-1564
	1986	Power, Saginaw Design	88-1564	88-1564
	1986	Power, TRW Design	88-1521	88-1521
	87-89	Power	88-1521	88-1521
Avenger	95-00		88-1513	88-1513
Charger	83-87	Manual	88-1523	N/A
	83-86	Power	88-1564	88-1564
	1987	Power	88-1521	88-1521
Colt	85-89	Manual	88-1506	88-1506
		Power	88-1534	88-1534
	90-94	Manual	88-1534	N/A
		Power	88-1534	88-1534
Colt Vista	84-91	Manual	88-1534	N/A
	85-91	Power	88-1534	88-1534
Dynasty	88-93		88-1521	88-1521
Intrepid	93-04		88-1585 (Center)	
Lancer	1985	Manual	88-1523	N/A
		Power	88-1564	88-1564
	1986	Saginaw Design	88-1564	88-1564
		TRW Design	88-1521	88-1521
	87-89		88-1521	88-1521
	Monaco	90-92		88-1585 (Center)
Neon	95-99	Power	88-1521	88-1521
Omni	78-82	Manual	88-1523	N/A
		Power	88-1524	88-1524
	83-87	Manual	88-1523	N/A
		Power	88-1564	88-1564
	1988	Manual	88-1523	N/A
		Power	88-1521	88-1521



RACK & PINION BELLOWS

MODEL

YEARS

SPECIFICATIONS

LEFT

RIGHT

Dodge (Continued)

Rampage	1982	Manual	88-1523	N/A
		Power	88-1524	88-1524
83-84		Manual	88-1523	N/A
		Power	88-1564	88-1564
Shadow	1987	Manual	88-1523	N/A
		Power, Saginaw Design	88-1564	88-1564
		Power, TRW Design	88-1521	88-1521
	88-94	Power	88-1521	88-1521
Spirit	89-95		88-1521	88-1521
Stealth	91-96		88-1534	88-1534
Stratus	95-00		88-1601	88-1601
	01-05	Coupe	88-1577	88-1577
Viper	92-01	Non Vented	88-1520	88-1520
	92-02	Vented	88-1521	88-1521

Dodge SUV/Truck/Van

Caravan	84-88	Manual	88-1541	88-1541
	84-00	Power	88-1521	88-1521
Dakota (2WD)	87-96		88-1521	88-1521
	97-04		88-1622	88-1622
Dakota (4WD)	00-04		88-1623	88-1623
Durango (2WD)	99-03		88-1622	88-1622
Durango (4WD)	00-03		88-1623	88-1623
Grand Caravan	1988	Manual	88-1541	88-1544
		Power	88-1521	88-1521
	89-00		88-1521	88-1521
Mini Ram	84-88	Manual	88-1541	88-1541
		Power	88-1521	88-1521
Royal Mini Ram	84-87	Manual	88-1541	88-1541
		Power	88-1521	88-1521
Sprinter 2500	03-06		88-1626	88-1626
Sprinter 3500	03-06		88-1626	88-1626

Eagle

Premier	88-92		88-1585 (Center)	
Summit (Incl. Wagon)	89-96	Manual	88-1534	N/A
		Power	88-1534	88-1534
Talon	90-94		88-1534	88-1534
	95-98		88-1513	88-1513
Vision	93-97		88-1585 (Center)	



RACK & PINION BELLOWS

MODEL	YEARS	SPECIFICATIONS	LEFT	RIGHT
Ford				
Aspire	94-97		88-1525	88-1525
Contour	95-00		88-1554	88-1554
Escort	81-6/85	Manual	88-1525	N/A
	81-86	Power	88-1500	88-1500
	87-90	Power	88-1537	88-1537
	91-96	Manual	88-1534	88-1534
		Power, 1.8L	88-1527	88-1527
		Power, 1.9L	88-1537	88-1537
97-02		88-1537	88-1537	
EXP	82-85	Manual	88-1525	N/A
	82-86	Power	88-1500	88-1500
	1987		88-1537	88-1537
Fairmont	78-83	Manual	88-1541	88-1541
		Power	88-1522	88-1522
Festiva	90-93	Power	88-1546	88-1546
Fiesta	1980		88-1525	N/A
Focus	00-05		88-1609	88-1609
Fusion	06-09		88-1643	88-1643
Granada	1982	Manual	88-1541	88-1541
		Power	88-1522	88-1522
LTD (Exc. Country Squire, and Crown Victoria)	1983	Power	88-1522	88-1522
	84-86	Power	88-1537	88-1537
Mustang	79-83	Manual	88-1541	88-1541
	80-83	Power, Ford Design	88-1522	88-1522
	80-83	Power, TRW Design	88-1521	88-1521
	84-02	Power	88-1537	88-1537
Mustang II	74-78	Manual	88-1523	88-1523
Pinto	75-80	Power	88-1521	N/A
	73-80	Manual	88-1523	88-1523
Probe	89-92		88-1534	88-1534
	93-97		88-1559	88-1559
Taurus	86-95		88-1537	88-1537
	96-99	3.0L	88-1537	88-1537
	96-99	3.4L	88-1594	88-1594
	00-07		88-1537	88-1537
Tempo	84-6/85	Manual	88-1525	N/A
	84-86	Power	88-1500	88-1500
	87-89	Ford Design	88-1537	88-1537
	87-89	TRW Design	88-1500	88-1500
	90-94		88-1537	88-1537
Thunderbird	80-83		88-1522	88-1522
	84-97		88-1537	88-1537
	2002		88-1614	88-1615
ZX2	02-03	2.0L	88-1537	88-1537



RACK & PINION BELLOWS

MODEL

YEARS

SPECIFICATIONS

LEFT

RIGHT

Ford SUV/Truck/Van

Aerostar	86-97	Power	88-1537	88-1537
Edge	07-12		88-1641	88-1632
Escape	01-04		88-1554	88-1554
	05-07	Exc. Hybrid	88-1554	88-1554
	05-07	Hybrid	88-1613	88-1613
	09-11		88-1638	88-1638
Expedition	03-06		88-1634	88-1639
	07-10		88-1633	88-1633
Explorer	95-05		88-1586	88-1586
	06-10		88-1633	88-1633
Explorer Sport Trac	01-05		88-1586	88-1586
	07-10		88-1633	88-1633
F-150	04-08	Exc. 2004 Heritage	88-1634	88-1639
	09-10		88-1633	88-1633
Ranger	98-10		88-1586	88-1586
Windstar	95-02		88-1537	88-1537

Geo (See Chevrolet)

GMC SUV/Truck/Van

Acadia	07-12		88-1636	88-1636
Canyon	04-07		88-1638	88-1638
	08-09		88-1626	88-1626
	10-11		88-1639	88-1639
Sierra 1500	00-06	RWD	88-1622	88-1622
	2007	Classic, RWD	88-1622	88-1622
	2007	Exc. Classic	88-1636	88-1636
	2008		88-1636	88-1636
	09-12	Exc. Hybrid	88-1636	88-1636
	09-12	Hybrid	88-1595	88-1595
Sierra 1500 HD	02-03		88-1622	88-1622
	05-07		88-1622	88-1622
Terrain	10-11	3.0L	88-1590	88-1590
Yukon	2007		88-1636	88-1636
	08-12	Exc. Hybrid	88-1636	88-1636
	08-12	Hybrid	88-1595	88-1595
Yukon XL 1500	07-12		88-1636	88-1636

Honda

Accord	76-81		88-1529	88-1529
	82-93		88-1531	88-1531
	94-97		88-1576	88-1570
	98-02	Coupe, (4 Cyl. Eng.)	88-1613	88-1613
	98-00	Coupe, (6 Cyl. Eng.)	88-1613	88-1613
	98-02	Sedan, (4 Cyl. Eng.)	88-1510	88-1510
	98-02	Sedan, (6 Cyl. Eng.)	88-1613	88-1613
	01-02	Coupe, (6 Cyl. Eng.)	88-1510	88-1510
	03-07	6 Cyl. Eng. (Exc. Hybrid)	88-1625	88-1625
	03-07	4 Cyl. Engine	88-1624	88-1624
	05-07	Hybrid	88-1624	88-1624
	08-12		88-1628	88-1628



RACK & PINION BELLOWS

MODEL	YEARS	SPECIFICATIONS	LEFT	RIGHT
Honda (Continued)				
Accord Crosstour	10-11		88-1641	88-1641
Civic	73-79		88-1529	88-1529
	80-83		88-1547	88-1547
	84-87	Manual	88-1566	88-1546
	85-87	Power	88-1528	88-1528
	88-91	Manual	88-1546	88-1516
	88-91	Power	88-1531	88-1531
	92-00	Manual	88-1546	88-1546
	92-00	Power	88-1530	88-1570
	01-05	1.7L	N/A (Center)	88-1605
	06-11		88-1627	88-1627
Civic del Sol	93-97	Manual	88-1546	88-1546
	1993	Power	88-1530	88-1530
	1994	Power, S, Si	88-1530	88-1530
	1994	Power, V-Tec	88-1530	88-1570
	95-97	Power	88-1530	88-1570
CRX	84-87		88-1566	88-1546
	88-91	Manual	88-1546	88-1516
	88-91	Power	88-1531	88-1531
Fit	07-08		88-1645	88-1606
	09-12		88-1637	88-1637
Insight	10-11		88-1637	88-1637
Prelude	79-82		88-1529	88-1529
	83-91		88-1531	88-1531
	92-96		88-1576	88-1576
	97-01		88-1576	N/A
S2000	00-05		88-1591	88-1591
Wagovan	84-87	Manual	88-1566	88-1546
	1988	Power	88-1531	88-1531

Honda SUV/Truck/Van

CR-V	97-01		88-1570	88-1530
	02-06		N/A (Center)	88-1605
	07-11	Japan Produced Vehicle	88-1645	88-1645
Element	04-05		N/A (Center)	88-1605
Odyssey	95-97		88-1576	88-1570
	1998		88-1653	88-1653
	99-04		88-1613	88-1613
	05-10		88-1626	88-1626
Passport	98-02		88-1582	88-1582
Pilot	03-08		88-1590	88-1590
	09-11		88-1632	88-1632
Ridgeline	06-11		88-1626	88-1626



RACK & PINION BELLOWS

MODEL	YEARS	SPECIFICATIONS	LEFT	RIGHT
Hyundai				
Accent	95-05		88-1541	88-1541
	06-11		88-1625	88-1625
Azera	06-11		88-1613	88-1613
Elantra	1992	(To 4/22/92)	88-1534	88-1534
		(From 4/22/92)	88-1541	88-1541
	93-00		88-1541	88-1541
	01-06		88-1572	88-1572
	07-11		88-1645	88-1645
Excel	86-89	Power	88-1534	88-1534
	1990	Manual (From 1/5/90)	88-1541	88-1541
		Power (To 1/5/90)	88-1534	88-1534
		Power (From 1/5/90)	88-1541	88-1541
92-94		88-1541	88-1541	
Scoupe	91-95	Manual	88-1541	88-1541
	91-93	Power	88-1564	88-1564
	1994	Power (To 01/01/94)	88-1564	88-1564
		Power (From 01/01/94)	88-1534	88-1534
	1995	Power	88-1534	88-1534
Sonata	89-91	2.4L, Mando Design	88-1541	88-1541
		2.4L, TRW Design	88-1564	88-1564
	90-91	3.0L	88-1564	88-1564
	1992	2.0L, Mando Design	88-1541	88-1541
		2.0L, TRW Design	88-1564	88-1564
		3.0L	88-1564	88-1564
	1993		88-1564	88-1564
	94-98		88-1541	88-1541
	99-10		88-1613	88-1613
	Tiburon	97-01		88-1541
03-08			88-1572	88-1572
XG300	2001		88-1613	88-1613
XG350	02-05		88-1613	88-1613

Hyundai SUV/Truck/Van

Entourage	07-08		88-1626	88-1626
Santa Fe	01-06		88-1590	88-1590
	07-11		88-1639	88-1639
Tucson	10-12		88-1626	88-1626
Veracruz	07-11		88-1626	88-1626

Infiniti

G20	91-96		88-1510	88-1510
	99-02		88-1510	88-1534
G35 Coupe	03-07		88-1629	88-1630
G35 Sedan	03-06		88-1629	88-1630
	07-08	AWD	88-1642	88-1642
	07-08	RWD	88-1645	88-1645
G37 Convertible	09-10		88-1642	88-1630
	2011		88-1642	88-1642



RACK & PINION BELLOWS

MODEL

YEARS

SPECIFICATIONS

LEFT

RIGHT

Infiniti (Continued)

G37 Coupe	2008		88-1645	88-1645
	09-10	AWD	88-1642	88-1630
	09-11	RWD	88-1645	88-1645
	2011	AWD	88-1642	88-1642
G37 Sedan	09-11	AWD	88-1642	88-1642
	09-11	RWD	88-1645	88-1645
I30	96-99		88-1510	88-1510
	00-01		88-1629	88-1630
I35	02-03		88-1629	88-1629
	2004		88-1629	88-1630
J30	92-97		88-1510	88-1510
M30	1990	To 6/90	88-1510	88-1510
		From 6/90	88-1508	88-1508
	91-92		88-1508	88-1508
M35	06-08		88-1629	88-1630
	09-10	AWD	88-1642	88-1630
	09-10	RWD	88-1629	88-1642
M45	03-04		88-1629	88-1630
	06-08		88-1629	88-1630
	09-10	AWD	88-1642	88-1630
	09-10	RWD	88-1629	88-1642
Q45	90-96		88-1523	88-1523
	97-01		88-1510	88-1510
	02-06		88-1629	88-1630

Infiniti SUV/Truck/Van

EX35 AWD	08-11		88-1642	88-1642
EX35 RWD	08-11		88-1642	88-1642
FX35	03-06		88-1625	88-1642
	07-08		88-1601	88-1642
	09-11		88-1645	88-1642
FX45	03-06		88-1625	88-1642
	07-08		88-1601	88-1642
FX50	09-11		88-1645	88-1642

Isuzu

I-Mark	85-89	Power	88-1525	88-1525
Impulse	90-92		88-1525	88-1525
Stylus	91-93	Power	88-1525	88-1525

Isuzu SUV/Truck/Van

Amigo	98-00		88-1582	88-1582
Axiom	2002		88-1582	88-1582
Oasis	96-97		88-1576	88-1570
	98-99		88-1653	88-1653
Rodeo	98-04		88-1582	88-1582
Rodeo Sport	01-03		88-1582	88-1582



RACK & PINION BELLOWS

MODEL	YEARS	SPECIFICATIONS	LEFT	RIGHT
Jaguar				
S-Type	00-08		88-1614	88-1615
Super V8	05-09		88-1614	88-1615
Vanden Plas	82-87	Adwest Type	88-1523	88-1523
	88-92		88-1513	88-1513
	04-09		88-1614	88-1615
XF	09-10		88-1614	88-1615
XFR	2010		88-1614	88-1615
XJ	2010		88-1614	88-1615
XJ6	72-87	Adwest Type	88-1523	88-1523
	88-92		88-1513	88-1513
XJ8	04-09		88-1614	88-1615
XJ12	88-92		88-1513	88-1513
XJR	04-09		88-1614	88-1615
XJS	76-88		88-1513	88-1513
	89-96		88-1523	88-1523
XK8	2006	Victory Edition	88-1614	88-1615
XKR	07-10		88-1614	88-1615

Kia

Amanti	04-06		88-1590	88-1590
	07-09		88-1613	88-1613
Forte	2010	w/Electric Steering Gear	88-1645	88-1645
		w/Hydraulic Steering Gear	88-1625	88-1625
Optima	01-05		88-1613	88-1613
	2006	Old Design, 5th VIN Digit is D	88-1613	88-1613
Rio	01-05		88-1525	88-1525
	06-10		88-1645	88-1645
Rio5	06-10		88-1645	88-1645
Sephia	94-01	Manual	88-1534	88-1534
	94-01	Power	88-1520	88-1520
Soul	2010		88-1625	88-1625
Spectra	00-03		88-1520	88-1520
	2004	1.8L	88-1520	88-1520
	2004	2.0L	88-1572	88-1572
	05-09		88-1572	88-1572
Spectra5	05-09		88-1572	88-1572

Kia SUV/Truck/Van

Borrego	2009		88-1626	88-1626
Sedona	02-05		88-1638	88-1638
	06-12		88-1626	88-1626
Sorento	03-09		88-1638	88-1638



RACK & PINION BELLOWS

MODEL	YEARS	SPECIFICATIONS	LEFT	RIGHT
Lexus				
ES250	90-91		88-1520	88-1520
ES300	92-96		88-1534	88-1534
	97-01	Japan Built	88-1572	88-1572
		USA Built	88-1640	88-1640
	02-03		88-1632	88-1632
ES330	04-06		88-1632	88-1632
ES350	07-11		88-1631	88-1631
GS300	93-97		88-1577	N/A
	98-05		88-1577	88-1577
	2006		88-1590	88-1590
GS350	07-11		88-1590	88-1590
GS400	98-00		88-1577	88-1577
GS430	01-05		88-1577	88-1577
	06-07		88-1590	88-1590
GS450h	07-11		88-1590	88-1590
GS460	08-11		88-1590	88-1590
HS250h	10-11		88-1636	88-1636
IS F	08-11		88-1590	88-1590
IS250	06-11		88-1590	88-1590
IS300	01-05		88-1577	88-1577
IS350	06-11		88-1590	88-1590
LS400	90-94		88-1525	88-1557
	95-00		88-1525	88-1582
LS430	01-06		88-1617	88-1617
LS460	07-12		88-1590	88-1590
LS600h	08-12		88-1590	88-1590
SC300, SC400	92-00		88-1653	88-1582
SC430	02-10		88-1577	88-1577

Lexus SUV/Truck/Van

GX460	10-12		88-1626	N/A
GX470	03-09		88-1613	88-1613
LX470	98-07		88-1595	88-1595
LX570	08-11		88-1648	88-1648
RX300	99-03	Japan Built	88-1572	88-1572
		USA Built	88-1640	88-1640
RX330	04-06		88-1632	88-1632
RX350	07-09		88-1632	88-1632
	10-12		88-1631	88-1631
RX400h	06-08		88-1590	88-1590
RX450h	10-11		88-1631	88-1631

Lincoln

Continental	82-83		88-1522	88-1522
	84-94		88-1537	88-1537
	95-02		88-1522	88-1522
LS	00-02		88-1614	88-1615
Mark VII	84-92		88-1537	88-1537
Mark VII	93-98		88-1537	88-1537
MKZ	07-12	3.5L	88-1643	88-1643
Zephyr	2006		88-1643	88-1643



RACK & PINION BELLOWS

MODEL	YEARS	SPECIFICATIONS	LEFT	RIGHT
Lincoln SUV/Truck/Van				
Aviator	03-05		88-1634	88-1634
Mark LT	06-08		88-1634	88-1639
MKX	07-10		88-1641	88-1632
Navigator	03-06		88-1634	88-1639
Mazda				
3	04-10		88-1640	88-1640
323	86-94		88-1527	88-1527
5	06-10		88-1640	88-1640
6	03-08		88-1643	88-1643
	09-12		88-1618	88-1618
626	83-85		88-1527	88-1527
	86-87	Power	88-1522	88-1522
	88-89	RPM Sensing (Exc. Turbo)	88-1510	88-1510
		Velocity Sensing	88-1527	88-1527
	90-94	Exc. Turbo, Japan Built ①	88-1510	88-1510
		Exc. Turbo, USA Built ①	88-1525	88-1525
		Turbo	88-1527	88-1527
	95-02		88-1559	88-1559
① Note: To determine location of production, refer to vin # (vehicle identification number). For cars produced in USA, the vin # will begin with 1YV; for those produced in Japan, the vin # will begin with JM1.				
929	88-89		88-1536	88-1542
	90-95		88-1534	88-1534
GLC	81-93		88-1506	88-1506
	84-85	Manual	88-1527	88-1527
Miata	90-95	Manual	88-1527	88-1527
		Power	88-1536	88-1536
	96-97	Manual	88-1527	88-1527
	99-03	Manual	88-1527	88-1527
Millennia	95-02		88-1534	88-1534
MX-3	92-95	4 Cyl.	88-1527	88-1527
	92-94	6 Cyl.	88-1655	88-1655
MX-5 Miata	06-11		88-1646	88-1645
MX-6	88-89	RPM Sensing (Exc. Turbo)	88-1510	88-1510
		Velocity Sensing	88-1527	88-1527
	90-94	Exc. Turbo, Japan Built ①	88-1510	88-1510
		Exc. Turbo, USA Built ①	88-1525	88-1525
		Turbo	88-1527	88-1527
	95-97		88-1559	88-1559
① Note: To determine location of production, refer to vin # (vehicle identification number). For cars produced in USA, the vin # will begin with 1YV; for those produced in Japan, the vin # will begin with JM1.				
Protegé	90-99		88-1527	88-1527
	00-03		88-1536	88-1536
Protegés	02-03		88-1536	88-1536
RX7	86-91		88-1527	88-1525
	93-95		88-1527	88-1525



RACK & PINION BELLOWS

MODEL	YEARS	SPECIFICATIONS	LEFT	RIGHT
Mazda SUV/Truck/Van				
B2300	01-09		88-1586	88-1586
B2500	98-01		88-1586	88-1586
B3000	98-07		88-1586	88-1586
B4000	98-09		88-1586	88-1586
MPV	89-98	4WD	88-1525	88-1525
	00-05		N/A	88-1577
Tribute	01-06		88-1554	88-1554
	08-10		88-1554	88-1554
Mercedes Benz				
CL500	00-06		88-1633	88-1633
CL55 AMG	01-06		88-1633	88-1633
CL600	01-06		88-1633	88-1633
E300D	96-99		88-1591	88-1591
E320	96-03		88-1591	88-1591
E320 4Matic	98-03		88-1591	88-1591
E420	1997		88-1591	88-1591
E430	98-02		88-1591	88-1591
E430 4Matic	01-02		88-1591	88-1591
E55 AMG	99-02		88-1591	88-1591
S430	00-06	Exc. 4Matic	88-1633	88-1633
S55 AMG	01-06		88-1633	88-1633
S500	00-06	Exc. 4Matic	88-1633	88-1633
S600	01-06		88-1633	88-1633
SL55 AMG	03-06		88-1633	88-1633
SL500	03-06		88-1633	88-1633
SL600	04-09		88-1633	88-1633
SL65 AMG	05-09		88-1633	88-1633
Mercedes SUV/Truck/Van				
ML320	98-03		88-1587	88-1587
ML350	03-05		88-1587	88-1587
ML430	99-01		88-1587	88-1587
ML500	02-05		88-1587	88-1587
ML55 AMG	00-03		88-1587	88-1587
Mercury				
Bobcat	75-80	Manual	88-1523	88-1523
		Power	88-1521	N/A
Capri	79-81	Manual	88-1541	88-1541
		Power, Ford Design	88-1522	88-1522
	79-83	Power, TRW Design	88-1521	88-1521
		Power	88-1527	88-1527
84-86	Power	88-1527	88-1527	
91-94		88-1527	88-1527	
Cougar	80-83	Manual	88-1541	88-1541
		Power	88-1522	88-1522
	84-97		88-1537	88-1537
99-02		88-1554	88-1554	



RACK & PINION BELLOWS

MODEL	YEARS	SPECIFICATIONS	LEFT	RIGHT
Mercury (Continued)				
LN7	82-83	Manual	88-1525	N/A
		Power	88-1500	88-1500
Lynx	81-6/85	Manual	88-1525	N/A
		Power	88-1500	88-1500
Marquis	83-86		88-1537	88-1537
Milan	06-09		88-1643	88-1643
Mystique	95-00		88-1554	88-1554
Sable	86-05		88-1537	88-1537
Topaz	84-6/85	Manual	88-1525	N/A
		Power	88-1500	88-1500
	87-89	Ford Design	88-1537	88-1537
		TRW Design	88-1500	88-1500
90-94		88-1537	88-1537	
Tracer	88-89	Power	88-1527	88-1527
		Manual	88-1534	88-1534
	91-96	Power, 1.8L	88-1527	88-1527
		Power, 1.9L	88-1537	88-1537
97-99		88-1537	88-1537	
Zephyr	78-83	Manual	88-1541	88-1541
		Power	88-1522	88-1522

Mercury SUV/Truck/Van

Mariner	2005		88-1554	88-1554
	06-07	Exc. Hybrid	88-1554	88-1554
		Hybrid	88-1613	88-1613
	09-11		88-1638	88-1638
Mountaineer	97-05		88-1586	88-1586
	06-10		88-1633	88-1633
Villager	93-02		88-1622	88-1622

Merkur

XR4Ti	1985		88-1534	88-1534
-------	------	--	---------	---------

Mini

Cooper	07-08	Exc. Convertible	88-1642	88-1642
	09-11		88-1642	88-1642

Mitsubishi

3000GT	91-99	Front Wheel Steering	88-1534	88-1534
Cordia	83-84	Manual	88-1534	N/A
		Power	88-1534	88-1534
Diamante	92-96		88-1534	88-1534
Eclipse	90-94	Manual	88-1534	N/A
		Power	88-1534	88-1534
	95-99		88-1513	88-1513
	00-05		88-1577	88-1577
	06-10		88-1618	88-1618



RACK & PINION BELLOWS

MODEL	YEARS	SPECIFICATIONS	LEFT	RIGHT
Mitsubishi (Continued)				
Eclipse Spyder	96-99		88-1534	88-1534
	01-04		88-1577	88-1577
	07-10		88-1618	88-1618
Expo/Expo LRV	92-96		88-1534	88-1534
Galant	85-93		88-1534	88-1534
	94-95	USA Built ①	88-1513	88-1513
	94-95	Japan Built ①	88-1534	88-1534
	96-98		88-1513	88-1513
	99-03		88-1577	88-1577
	04-11		88-1618	88-1618

① Note: To determine location of production, refer to vin # (vehicle identification number). For cars produced in USA/North America, the 11th digit of the vin # will be "E"; for those produced in Japan, the 11th digit of the vin # will be "A", "J", "P", "U", "Y" or "Z".

Lancer	2002		88-1606	88-1606
	03-06	2.0L, Evolution	88-1647	88-1647
	03-07	2.0L, (Exc. Evolution)	88-1606	88-1606
	04-06	2.4L	88-1647	88-1647
	08-10		88-1625	88-1625
Mirage	85-88	Manual	88-1506	88-1506
		Power	88-1534	88-1534
	89-02	Manual	88-1534	N/A
		Power	88-1534	88-1534
Precis	90-93	Manual	88-1541	88-1541
	90-94	Power	88-1534	88-1534
Sigma	89-90		88-1534	88-1534
Tredia	83-86	Manual	88-1534	N/A
	84-88	Power	88-1534	88-1534

Mitsubishi SUV/Truck/Van

Endeavor	04-08		88-1642	88-1642
	2010		88-1642	88-1642
Outlander	03-06		88-1647	88-1647
	07-10		88-1625	88-1625
Van	87-90	Manual	88-1525	88-1525
		Power	88-1534	88-1534

Nissan/Datsun

200SX	1984	Manual	88-1506	88-1504
	84-86	Power	88-1502	88-1502
	87-88		88-1502	88-1507
	95-98	Manual	88-1509	88-1504
		Power	88-1601	88-1601
240SX	89-98	Front Wheel Steering	88-1510	88-1510
280ZX	79-81	Manual	88-1506	88-1506
300ZX	84-89		88-1502	N/A
	90-96		88-1510	88-1510
350Z	03-09		88-1629	88-1630
370Z	09-12		88-1645	88-1645
810	1981		88-1549	88-1549



RACK & PINION BELLOWS

MODEL	YEARS	SPECIFICATIONS	LEFT	RIGHT
Nissan/Datsun (Continued)				
Altima	93-95		88-1541	88-1541
	1996	To 2/96	88-1541	88-1541
		From 2/96	88-1613	88-1613
	97-01		88-1613	88-1613
	02-03	To 9/03	88-1629	88-1630
		From 9/03	88-1628	88-1628
	04-06		88-1628	88-1628
07-10		88-1629	88-1630	
Cube	09-12		88-1618	88-1618
Maxima	82-84		88-1549	N/A
	85-88		88-1502	88-1507
	89-99		88-1510	88-1510
	00-03		88-1629	88-1630
	04-08		88-1628	88-1628
	09-11		88-1629	88-1630
NX	91-93		88-1509	88-1509
Pulsar	1983	Manual	88-1506	88-1504
		Power	N/A	88-1507
Pulsar NX	83-86	Manual	88-1506	88-1504
		Power	88-1506	88-1504
	87-88		88-1502	88-1508
Rogue	08-12		88-1644	88-1644
Sentra	82-83	Manual	88-1506	88-1504
		Power	N/A	88-1507
	84-86	Manual	88-1506	88-1504
		Power	88-1502	N/A
	87-88	Manual	88-1506	88-1504
		Power	88-1502	88-1508
	89-90	Manual	88-1506	88-1504
		Power, Japan Built ①	88-1502	88-1508
		Power, USA Built ①	88-1528	88-1528
	91-94	Manual, Japan Built ①	88-1509	88-1504
		Power, Japan Built ①	88-1509	88-1509
Power, 1.6L, USA Built ①		88-1528	88-1528	
Power, 2.0L, USA Built ①		88-1509	88-1509	
95-99	Manual	88-1509	88-1504	
95-06	Power	88-1601	88-1601	
Stanza	82-83	Manual	88-1549	N/A
		Power	N/A	88-1507
	86-89	Sedan & 5 Dr. Hatchback	88-1502	88-1507
	90-92		88-1510	88-1510
Stanza Wagon	86-88	2WD	N/A	88-1507
	86-88	AWD	88-1502	88-1507
Versa	07-11		88-1618	88-1618

① Note: To determine location of production, refer to vin # (vehicle identification number). For cars produced in USA/North America, the vin # will begin with IN-4; for those produced in Japan, the vin # will begin with JN-1.



RACK & PINION BELLOWS

MODEL	YEARS	SPECIFICATIONS	LEFT	RIGHT
Nissan SUV/Truck/Van				
Axxess	1990		88-1510	88-1510
Frontier	05-12		88-1626	88-1626
Murano	03-04		88-1626	88-1626
	2005	AWD	88-1629	88-1629
	2005	FWD	88-1630	88-1630
	06-07		88-1629	88-1630
	09-10		88-1642	88-1645
Pathfinder	05-12		88-1626	88-1626
Quest	93-02		88-1622	88-1622
	04-09		88-1642	88-1630
Xterra	05-12		88-1626	88-1626
Oldsmobile				
88	92-99		88-1564	88-1564
98	85-96		88-1564	88-1564
Achieva	92-98		88-1621 (Center)	
Alero	99-04		88-1564	88-1564
Aurora	95-99		88-1564	88-1564
	01-02	3.5L	88-1564	88-1564
	01-03	4.0L	88-1655	88-1655
Calais	85-87		88-1552 (Center)	
Cutlass	97-98	1st Design (Non-Vented)	88-1655	88-1655
		2nd Design (Vented)	88-1564	88-1564
	1999		88-1564	88-1564
Cutlass Calais	1988	W/ Aluminum Tower Housing	88-1552 (Center)	
	88-91	W/ Cast Iron Tower Housing	88-1621 (Center)	
Cutlass Ciera	82-96		88-1564	88-1564
Cutlass Supreme	88-97		88-1564	88-1564
Delta 88	86-91		88-1564	88-1564
Firenza	82-88		88-1552 (Center)	
Intrigue	98-02		88-1564	88-1564
LSS	96-99		88-1564	88-1564
Omega	80-81	Manual	88-1510	88-1510
		Power	88-1524	88-1524
	82-84		88-1564	88-1564
Regency	97-98		88-1564	88-1564
Toronado	86-92		88-1564	88-1564
Oldsmobile SUV/Truck/Van				
Silhouette	90-96		88-1564	88-1564
	97-04		88-1655	88-1655



RACK & PINION BELLOWS

MODEL	YEARS	SPECIFICATIONS	LEFT	RIGHT
Plymouth				
Acclaim	89-95		88-1521	88-1521
Breeze	96-00		88-1601	88-1601
Caravelle	1985		88-1564	88-1564
	1986	Saginaw Design	88-1564	88-1564
		TRW Design	88-1521	88-1521
	87-88		88-1521	88-1521
Colt	85-89	Manual	88-1506	88-1506
		Power	88-1534	88-1534
	90-94	Manual	88-1534	N/A
		Power	88-1534	88-1534
Colt Vista	84-91	Manual	88-1534	N/A
	85-94	Power	88-1534	88-1534
Horizon	78-82	Power	88-1524	88-1524
	83-85		88-1564	88-1564
	1986	Power, Saginaw Design	88-1564	88-1564
		Power, TRW Design	88-1521	88-1521
	87-90		88-1521	88-1521
Laser	90-94	Manual	88-1534	N/A
	90-94	Power	88-1534	88-1534
Neon	95-99	Power	88-1521	88-1521
Reliant	81-89	Manual	88-1523	N/A
	81-82	Power	88-1521	88-1521
	83-85	Power	88-1564	88-1564
	1986	Power, Saginaw Design	88-1564	88-1564
	1986	Power, TRW Design	88-1521	88-1521
	87-89	Power	88-1521	88-1521
Scamp	1983	Manual	88-1523	N/A
		Power	88-1564	88-1564
Sundance	1987	Manual	88-1523	N/A
		Power, Saginaw Design	88-1564	88-1564
		Power, TRW Design	88-1521	88-1521
	88-94	Power	88-1521	88-1521

Plymouth SUV/Truck/Van

Grand Voyager	1988	Manual	88-1541	88-1541
	88-99	Power	88-1521	88-1521
Voyager	84-88	Manual	88-1541	88-1541
	84-00	Power	88-1521	88-1521

Pontiac

6000	82-91		88-1564	88-1564
Bonneville	87-99		88-1564	88-1564
	00-05	w/ Magnetic Speed Variable Steering	88-1564	88-1564
	00-05	w/o Magnetic Speed Variable Steering	88-1655	88-1655
Fiero	84-87		N/A	88-1509
	1988		88-1553	88-1553
Firebird	93-02		88-1655	88-1655
G5	07-09		88-1640	88-1640



RACK & PINION BELLOWS

MODEL

YEARS

SPECIFICATIONS

LEFT

RIGHT

Pontiac (Continued)

Grand Am	85-87		88-1552 (Center)	
	1988	W/ Aluminum Tower Housing	88-1552 (Center)	
		W/ Cast Iron Tower Housing	88-1621 (Center)	
	89-98		88-1621 (Center)	
	99-05		88-1564	88-1564
Grand Prix	88-08		88-1564	88-1564
J2000	82-83		88-1552 (Center)	
J2000 Sunbird	1984		88-1552 (Center)	
LeMans	88-90		88-1552 (Center)	
	91-93	Manual	88-1552 (Center)	
Phoenix	80-84	Manual	88-1510	88-1510
	80-81	Power	88-1524	88-1524
	82-84	Power	88-1564	88-1564
Sunbird	86-87		88-1552 (Center)	
	1988	Manual	88-1552 (Center)	
		Power, W/ Aluminum Tower Housing	88-1552 (Center)	
		Power, W/ Cast Iron Tower Housing	88-1621 (Center)	
	89-90	Manual	88-1552 (Center)	
		Power	88-1621 (Center)	
91-94		88-1621 (Center)		
Sunfire	95-05		88-1564	88-1564
T1000	81-87	Manual	88-1509	88-1509
		Power	88-1564	88-1564
Vibe	03-08		88-1631	88-1631

Pontiac SUV/Truck/Van

Aztek	01-05		88-1655	88-1655
Montana	99-06		88-1655	88-1655
Torrent	06-09	3.4L	88-1640	88-1640
	08-09	3.6L	88-1582	88-1582
Trans Sport	90-96		88-1564	88-1564
	97-98		88-1655	88-1655

Porsche

911	1999		88-1513	88-1513
Boxster	97-99		88-1513	88-1513

Renault

Alliance	83-87	Manual	88-1506	88-1506
	83-87	Power	88-1500	88-1500
Encore	84-86	Manual	88-1506	88-1506
	84-86	Power	88-1500	88-1500

Saab

99	74-78	Manual	88-1513	88-1513
900	79-85	Manual	88-1523	88-1523



RACK & PINION BELLOWS

MODEL	YEARS	SPECIFICATIONS	LEFT	RIGHT
Saturn				
Astra	2008	w/Quick Ratio	88-1644	88-1644
Ion	06-07	Red Line	88-1640	88-1640
Ion-2	06-07		88-1640	88-1640
Ion-3	06-07	2.2L	88-1640	88-1640
	06-07	2.4L	88-1640	88-1640
SC	91-02	All	88-1655	88-1655
SL, SW	95-02	All	88-1655	88-1655
Saturn SUV/Truck/Van				
Outlook	07-10		88-1636	88-1636
Relay	05-07		88-1655	88-1655
Vue	2006		88-1640	88-1640
	2007	Exc. Hybrid	88-1640	88-1640
	08-09	w/Electric Steering Gear	88-1640	88-1640
	08-09	w/Hydraulic Steering Gear	88-1582	88-1582
Scion				
tC	05-10		88-1613	88-1613
xA	04-06		88-1642	88-1642
xB	04-06		88-1642	88-1642
xD	08-11		88-1632	88-1632
Sterling				
825, 827	87-91	All	88-1530	88-1530
Subaru				
DL	85-89	Power	88-1535	88-1535
GL	85-89	Power	88-1535	88-1535
GL-10	85-89	Power	88-1535	88-1535
Impreza	93-97	To 5/97	88-1535	88-1535
Impreza 2.5 GT	09-10		N/A	88-1624
Impreza 2.5i	06-07		88-1646	88-1646
	08-10		N/A	88-1624
Impreza Outback	95-97	To 5/97	88-1535	88-1535
	2004		88-1646	88-1646
Impreza Outback Sport	05-07		88-1646	88-1646
	08-10		N/A	88-1624
Impreza RS	04-05		88-1646	88-1646
Impreza TS	2004		88-1646	88-1646
Impreza WRX	2004		88-1646	88-1646
	05-07		88-1646	88-1625
	08-10		N/A	88-1624
Impreza WRX Limited	06-10		N/A	88-1624
Impreza WRX STi	05-07		88-1646	88-1625
	08-10		N/A	88-1624
Impreza WRX Sti Limited	2007		88-1646	88-1625
Impreza WRX TS	2006		N/A	88-1624
	2007		88-1646	88-1625



RACK & PINION BELLOWS

MODEL

YEARS

SPECIFICATIONS

LEFT

RIGHT

Subaru (Continued)

Justy	87-94		88-1527	88-1527
Legacy	90-04		88-1535	88-1535
	05-09		88-1624	88-1624
	10-12		88-1646	88-1625
Loyale	90-94	Power	88-1535	88-1535
Outback	00-04		88-1535	88-1535
	05-09		88-1624	88-1624
	10-11		88-1646	88-1625
RX	86-89	Power	88-1535	88-1535
Standard	85-87	Power	88-1535	88-1535
XT	85-91	Power	88-1535	88-1535

Subaru SUV/Truck/Van

B9 Tribeca	06-07		88-1642	88-1642
Baja	03-06		88-1535	88-1535
Forester	03-08		88-1646	88-1646
	09-12		88-1625	88-1646
Tribeca	08-11		88-1642	88-1642

Suzuki

Swift	89-96	Manual	88-1526	88-1525
		Power	88-1536	88-1536
	1997	Manual	88-1526	88-1525
		Power (To Chassis # V6603871)	88-1536	88-1536
		Power (From Chassis # V6603872)	88-1616	88-1616
98-01	Power	88-1616	88-1616	
SX4	07-11		88-1647	88-1606

Suzuki SUV/Truck/Van

Grand Vitara	99-05		88-1536	88-1536
Vitara	99-04		88-1572	N/A
XL-7	02-06		88-1536	88-1536

Toyota

Avalon	95-96		88-1534	88-1534	
	97-04		88-1640	88-1640	
	05-12		88-1632	88-1632	
Camry	83-86	Manual	88-1548	88-1511	
		Power	88-1512	88-1512	
	87-91		88-1520	88-1520	
	92-95		88-1534	88-1534	
	1996	2.2L (To 7/96)		88-1534	88-1534
		2.2L (From 7/96)		88-1572	88-1572
		3.0L		88-1534	88-1534
	97-01		88-1640	88-1640	
	02-06		88-1632	88-1632	
	07-11	Exc. Hybrid		88-1631	88-1631
Hybrid			88-1632	88-1632	
2012		88-1631	88-1631		



RACK & PINION BELLOWS

MODEL	YEARS	SPECIFICATIONS	LEFT	RIGHT
Toyota (Continued)				
Celica	82-85	Manual	88-1548	88-1516
		Power	88-1512	88-1512
	86-93		88-1520	88-1520
	94-99		88-1577	88-1577
	00-05		88-1617	88-1617
Celica Supra	82-85		88-1512	88-1512
Corolla	1983	Power	88-1519	88-1519
	1984	Manual	N/A	88-1551
		Power, DLX, 1.8L (Diesel Engine)	88-1520	88-1520
		Power, Sport DLX, Sport SR5 (Hatchback)	88-1519	88-1519
		Power, Sport SR5 (Coupe)	88-1551	88-1551
	1985	Manual	N/A	88-1551
		Power, DLX, 1.6L (Gas Engine)	88-1519	88-1519
		Power, DLX, 1.8L (Diesel Engine)	88-1520	88-1520
		Power, LE, LE Limited, Sport DLX	88-1519	88-1519
		Power, Sport GTS & Sport SR5 (Hatchback)	88-1519	88-1519
		Power, Sport GTS & Sport SR5 (Coupe)	88-1551	88-1551
	1986	Manual	N/A	88-1551
		Power, Sedan & Hatchback	88-1519	88-1519
		Power, Coupe	88-1533	88-1533
	1987	Manual	N/A	88-1551
		Power, DX, LE, Sport DLX	88-1519	88-1519
		Power, FX Series	88-1520	88-1520
		Power, Sport GTS & Sport SR5 (Hatchback)	88-1520	88-1520
		Power, Sport GTS & Sport SR5 (Coupe)	88-1533	88-1533
	88-92	Manual	N/A	88-1551
		Power	88-1520	88-1520
93-97	Manual	88-1525	88-1525	
	Power, Japan Built ①	88-1653	88-1653	
	Power, USA Built ①	88-1525	88-1525	
98-02		88-1525	88-1525	
03-08		88-1631	88-1631	
09-12	Japan Built ①	88-1632	88-1632	
Cressida	85-92		88-1525	N/A
Echo	00-05	Manual	88-1618	88-1618
	00-02	Power	88-1618	88-1618
	03-05	Power	88-1642	88-1642
Matrix	03-08		88-1631	88-1631
MR2	85-89		N/A	88-1516
	91-95	Manual	N/A	88-1514
		Power	88-1519	88-1519
MR2 Spyder	00-05		88-1618	88-1618
Paseo	92-98		88-1533	88-1533
Prius	01-03		88-1617	88-1617
	04-09		88-1642	88-1642
	10-11		88-1636	88-1636

① Note: To determine location of production refer to vin # (vehicle identification number). For cars produced in USA/North America, the vin # will begin with J4T1; for those produced in Japan, the vin # will begin with JT2.



RACK & PINION BELLOWS

MODEL	YEARS	SPECIFICATIONS	LEFT	RIGHT
Toyota (Continued)				
Solara	99-03		88-1640	88-1640
	04-08		88-1632	88-1632
Starlet	81-84		88-1514	88-1516
Supra	86-88		88-1548	88-1557
	89-92		88-1520	88-1520
	93-98		88-1653	88-1653
Tercel	80-82		88-1514	88-1516
	83-86	Manual	N/A	88-1516
		Power	88-1519	88-1519
	87-90	Manual	N/A	88-1516
		Power (Exc. Wagon)	88-1519	88-1519
		Power (Wagon)	88-1519	88-1514
	91-98	Manual	88-1514	88-1516
Power		88-1533	88-1533	
Venza	09-10		88-1631	88-1631
Yaris	07-10		88-1632	88-1632
Toyota SUV/Truck/Van				
4 Runner	96-02		88-1573	88-1573
	03-09		88-1613	88-1613
FJ Cruiser	07-10		88-1613	88-1613
Highlander	01-03		88-1572	88-1572
	06-07	(Exc. Hybrid)	88-1632	88-1632
		Hybrid	88-1590	88-1590
Land Cruiser	98-07		88-1595	88-1595
	08-11		88-1648	88-1648
Previa Van	91-97		88-1548	88-1548
RAV4	96-03		88-1653	88-1653
	04-05		88-1613	88-1613
Sequoia	01-07		88-1603	88-1603
	08-11		88-1648	88-1648
Sienna	98-03	To 1/03	88-1572	88-1572
	03-10	From 1/03	88-1632	88-1632
T100	93-98		88-1572	N/A
Tacoma (2WD)	95-01	Manual	N/A	88-1577
		Power, 2.4L	88-1577	88-1577
		Power, 2.7L	88-1573	88-1573
	95-97	Power, 3.4L	88-1577	88-1577
		Power, Exc. PreRunner	88-1640	88-1572
	98-03	Power, PreRunner	88-1573	88-1573
		Power, Exc. PreRunner	88-1640	88-1640
	2004	Power, PreRunner	88-1573	88-1573
		Power, Exc. PreRunner	88-1640	88-1640
	05-11	Power, PreRunner	88-1626	N/A
Power, Exc. PreRunner		88-1640	88-1640	
Tacoma (4WD)	95-04		88-1573	88-1573
	05-11		88-1626	N/A
Tundra	00-06		88-1603	88-1603
	07-10		88-1648	88-1648
Van	86-89	Manual	88-1534	88-1541
		Power	88-1548	88-1548



RACK & PINION BELLOWS

MODEL	YEARS	SPECIFICATIONS	LEFT	RIGHT	
Volkswagen					
New Beetle	98-10		88-1590	88-1590	
Cabrio	95-96		88-1555	88-1555	
	97-02		88-1500	88-1500	
Cabriolet	85-93	Manual	88-1545	N/A	
		Power	88-1500	88-1500	
CC	09-10		88-1613	88-1613	
Corrado	90-95	TRW Design	88-1500	88-1500	
	92-95	ZF Design	88-1555	88-1555	
EOS	07-10		88-1613	88-1613	
Golf (Old Body Style)	85-92	Manual	88-1545	88-1545	
		Power	88-1500	88-1500	
	93-99	TRW Design	88-1500	88-1500	
		ZF Design	88-1555	88-1555	
Golf (New Body Style)	99-06		88-1590	88-1590	
	2010		88-1613	88-1613	
GTi	2006		88-1590	88-1590	
	07-10		88-1613	88-1613	
Jetta (Old Body Style)	82-84	Manual	88-1545	N/A	
		Power	88-1500	88-1500	
	85-89	Manual	88-1545	88-1545	
		Power	88-1500	88-1500	
	90-92	Manual	88-1545	88-1545	
		Power TRW Design	88-1500	88-1500	
		Power ZF Design	88-1555	88-1555	
	93-99	TRW Design	88-1500	88-1500	
		ZF Design	88-1555	88-1555	
	Jetta (New Body Style)	99-04		88-1590	88-1590
2005		To Ch. # 9M-5-149 999	88-1590	88-1590	
		From Ch. # 1K-5-600 001	88-1613	88-1613	
06-10			88-1613	88-1613	
Passat	90-95	TRW Design	88-1500	88-1500	
		ZF Design	88-1555	88-1555	
	96-97		88-1555	88-1555	
	98-99	4 Cyl. (To 1/31/99)	88-1654	88-1588	
		6 Cyl. (To 1/31/99, Outer Bellows only)	88-1654	88-1654	
	1999	4 Cyl. (From 2/1/99)	88-1610	88-1588	
		6 Cyl. (From 2/1/99)	88-1610	88-1610	
	00-05	4 Cyl.	88-1610	88-1588	
		6 Cyl.	88-1610	88-1588	
	02-04	8 Cyl.	88-1610	88-1588	
	06-10		88-1613	88-1613	
	Phaeton	04-06		88-1635	88-1635
	R32	2008		88-1613	88-1613
Rabbit (Includes Convertible and Pickup)	75-81		88-1545	N/A	
	1982	Manual	88-1545	N/A	
		Power	88-1500	88-1500	
	83-84	Manual	88-1545	88-1545	
		Power	88-1500	88-1500	
	06-09		88-1613	88-1613	
Scirocco	75-81		88-1545	N/A	
	82-88	Manual	88-1545	N/A	
Power		88-1500	88-1500		

R & P Bellows



RACK & PINION BELLOWS

MODEL	YEARS	SPECIFICATIONS	LEFT	RIGHT
Volkswagen SUV/Truck/Van				
Eurovan	93-01		88-1545	88-1545
Routan	09-10		88-1640	88-1640
Tiguan	09-11		88-1613	88-1613
Vanagon (Incl. Syncro)	80-91		88-1545	88-1545
Volvo				
240	90-93		88-1541	88-1541
242	75-84	Manual, Cam Design	88-1525	88-1525
		Manual, ZF Design ①	88-1545	88-1545
		Power, Cam Design (Non Vented)	88-1548	88-1548
		Power, Cam Design (Vented)	88-1543	88-1544
		Power, ZF Design ①	88-1545	88-1545
244	75-84	Manual, Cam Design	88-1525	88-1525
		Manual, ZF Design ①	88-1545	88-1545
		Power, Cam Design (Non-Vented)	88-1548	88-1548
		Power, Cam Design (Vented)	88-1543	88-1544
		Power, ZF Design ①	88-1545	88-1545
	85-87	Power, Cam Design	N/A	88-1544
		Power, ZF Design ①	88-1545	88-1545
245	75-84	Manual, Cam Design	88-1525	88-1525
		Manual, ZF Design ①	88-1545	88-1545
		Power, Cam Design (Non Vented)	88-1548	88-1548
		Power, Cam Design (Vented)	88-1543	88-1544
		Power, ZF Design ①	88-1545	88-1545
	85-87	Power, Cam Design	N/A	88-1544
		Power, ZF Design ①	88-1545	88-1545
262	79-81	Manual, Cam Design	88-1525	88-1525
		Power, Cam Design (Non Vented)	88-1548	88-1548
		Power, Cam Design (Vented)	88-1543	88-1544
		ZF Design ①	88-1545	88-1545
264	79-82	Manual, Cam Design	88-1525	88-1525
		Power, Cam Design (Non Vented)	88-1548	88-1548
		Power, Cam Design (Vented)	88-1543	88-1544
		ZF Design ①	88-1545	88-1545
265	80-81	Manual, Cam Design	88-1525	88-1525
		Power, Cam Design (Non Vented)	88-1548	88-1548
		Power, Cam Design (Vented)	88-1543	88-1544
		ZF Design ①	88-1545	88-1545
740	85-92	Cam Design	88-1541	88-1541
745	1985	2.3L	88-1541	88-1541
		2.4L	88-1523	88-1541
760	83-84		88-1523	88-1523
	85-87	Cam Design	88-1523	88-1523
	88-90	Cam Design	88-1541	88-1541
780	87-91		88-1523	88-1523
850	93-97		88-1655	88-1655
940	92-93	Cam Design	88-1541	88-1541
	94-95		88-1541	88-1541



RACK & PINION BELLOWS

MODEL

YEARS

SPECIFICATIONS

LEFT

RIGHT

Volvo (Continued)

960	92-93 Cam Design.....	88-1541	88-1541
	94-97		88-1541	88-1541
C70	98-04 TRW Gear (Marked 4).....	88-1655	88-1655
	 SMI Gear (Marked 5).....	88-1510	88-1510
S40	00-03		88-1606	88-1606
S60	01-09		88-1582	88-1582
S70	98-00 TRW Gear (Marked 4).....	88-1655	88-1655
	 SMI Gear (Marked 5).....	88-1510	88-1510
S80	99-06		88-1582	88-1582
S90	97-98		88-1541	88-1541
V40	00-04		88-1606	88-1606
V70	98-00 TRW Gear (Marked 4).....	88-1655	88-1655
	 SMI Gear (Marked 5).....	88-1510	88-1510
	01-07		88-1582	88-1582
V90	97-98		88-1541	88-1541
XC70	03-07		88-1582	88-1582

① Note: For easier identification ZF DESIGN racks come from the factory with a steel tag on them stating ZF as the manufacturer.



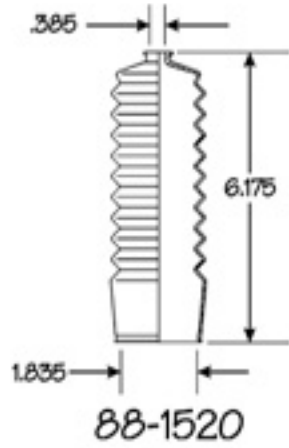
RACK & PINION BELLOW ILLUSTRATIONS

<p>375 8.775 1210 88-1000 Universal Bellows. Each end may be trimmed for desired diameter</p>	<p>381 7.185 1755 88-1001 Universal Bellows. Each end may be trimmed for desired diameter (with Vent Nipple)</p>	<p>325 7.520 1635 88-1500 (with Vent Hole)</p>	<p>360 6.280 1585 88-1502 (with Vent Nipple)</p>
<p>360 8.000 1205 88-1504</p>	<p>360 7.060 1210 88-1506</p>	<p>360 6.265 1960 88-1507 (with Vent Nipple)</p>	<p>360 6.225 1780 88-1508 (with Vent Nipple)</p>
<p>360 6.040 1470 88-1509</p>	<p>440 6.610 1795 88-1510</p>	<p>1340 5.060 1875 88-1511</p>	<p>385 6.125 2295 88-1512</p>
<p>449 6.130 1909 88-1513</p>	<p>375 5.550 1249 88-1514</p>	<p>375 7.025 1175 88-1516</p>	<p>385 5.550 1782 88-1519</p>

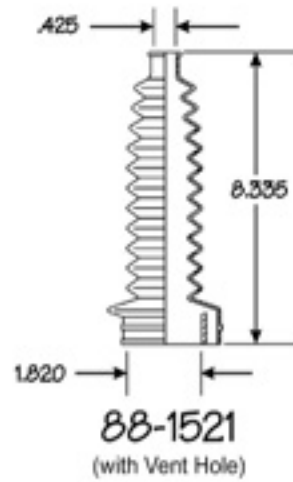
R & P Bellows



RACK & PINION BELLOW ILLUSTRATIONS

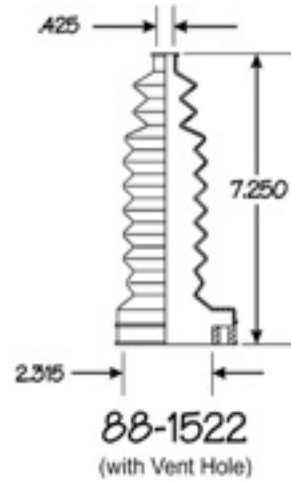


88-1520



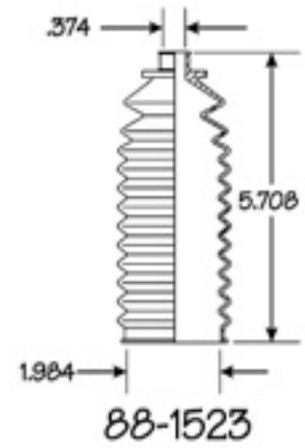
88-1521

(with Vent Hole)

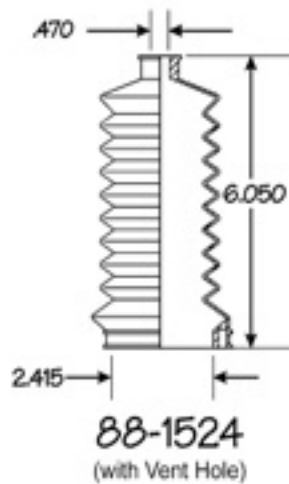


88-1522

(with Vent Hole)

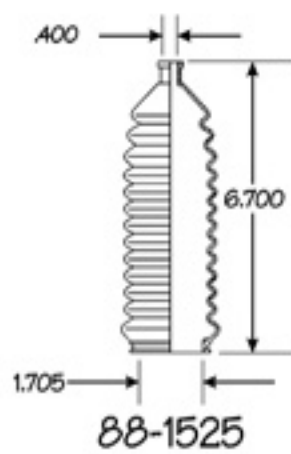


88-1523

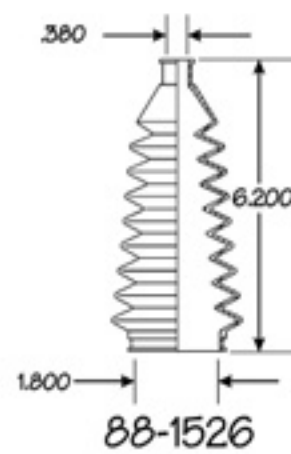


88-1524

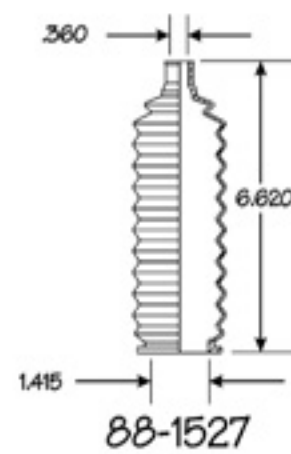
(with Vent Hole)



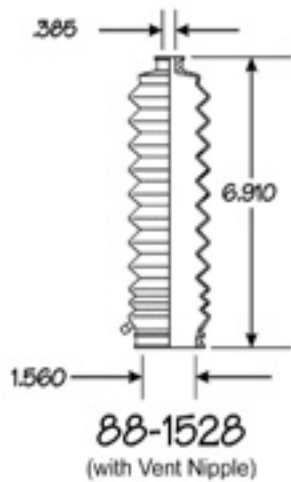
88-1525



88-1526

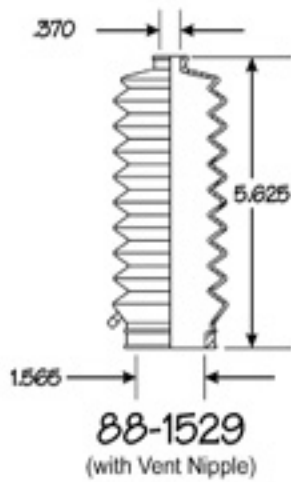


88-1527



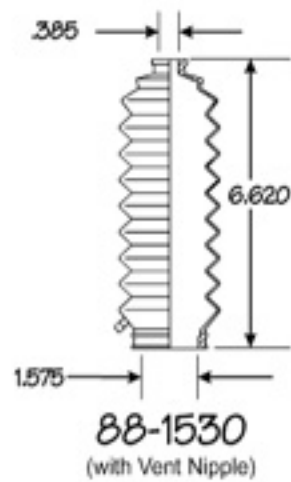
88-1528

(with Vent Nipple)



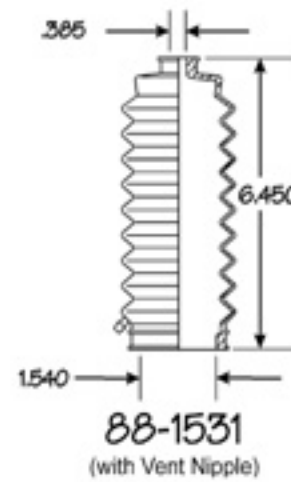
88-1529

(with Vent Nipple)



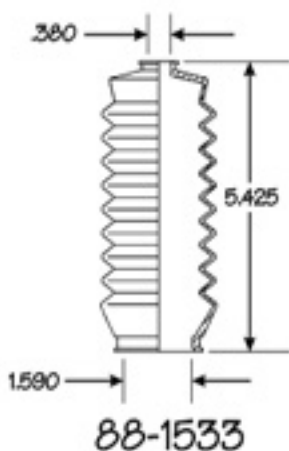
88-1530

(with Vent Nipple)

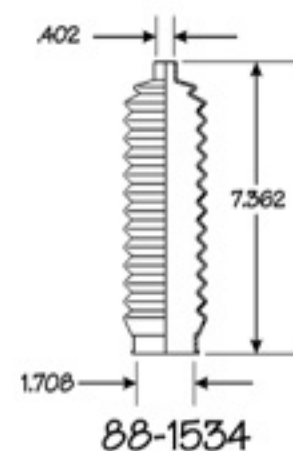


88-1531

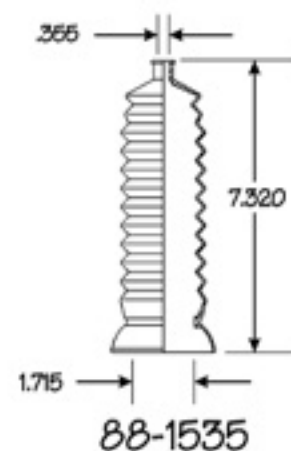
(with Vent Nipple)



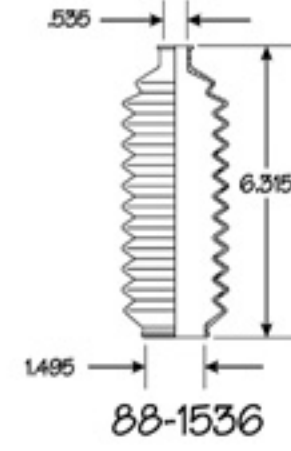
88-1533



88-1534



88-1535



88-1536



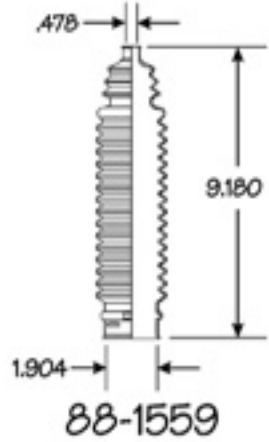
RACK & PINION BELLOW ILLUSTRATIONS

<p>88-1537 (with Vent Nipple)</p>	<p>88-1541</p>	<p>88-1542</p>	<p>88-1543 (with Vent Hole)</p>
<p>88-1544 (with Vent Hole)</p>	<p>88-1545</p>	<p>88-1546</p>	<p>88-1547</p>
<p>88-1548</p>	<p>88-1549</p>	<p>88-1551</p>	<p>88-1552 (Thermoplastic) Center</p>
<p>88-1553 (Thermoplastic)</p>	<p>88-1554 (with Vent Nipple)</p>	<p>88-1555 (with Vent Hole)</p>	<p>88-1557</p>

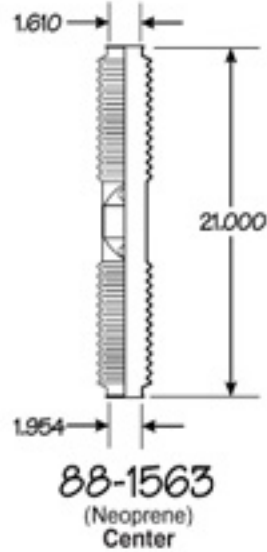
R & P Bellows



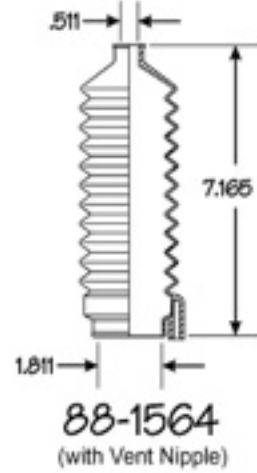
RACK & PINION BELLOW ILLUSTRATIONS



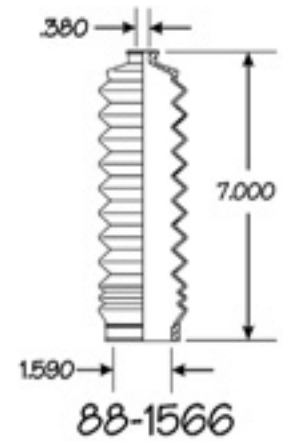
88-1559



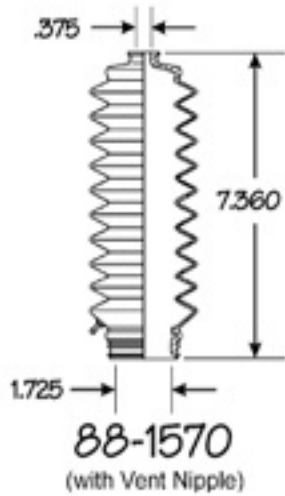
88-1563
(Neoprene)
Center



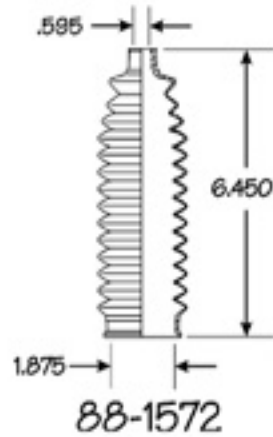
88-1564
(with Vent Nipple)



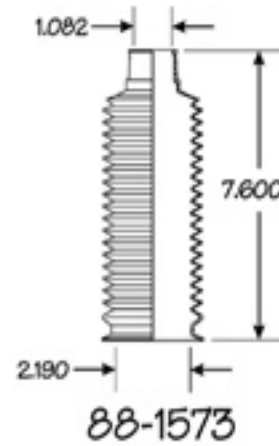
88-1566



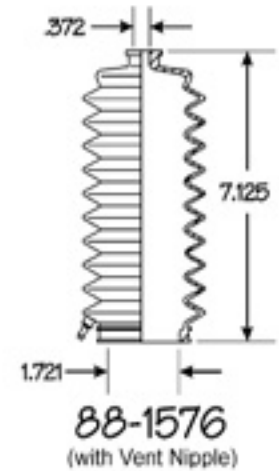
88-1570
(with Vent Nipple)



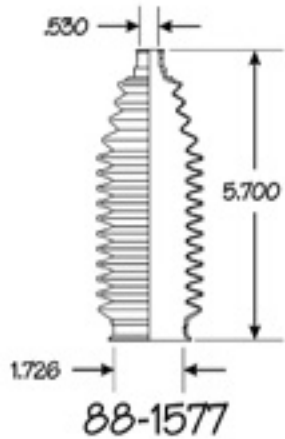
88-1572



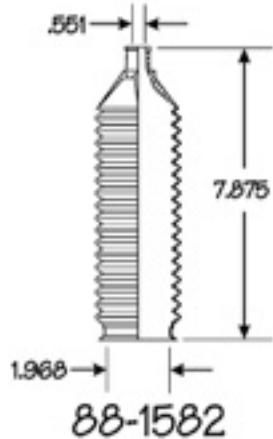
88-1573



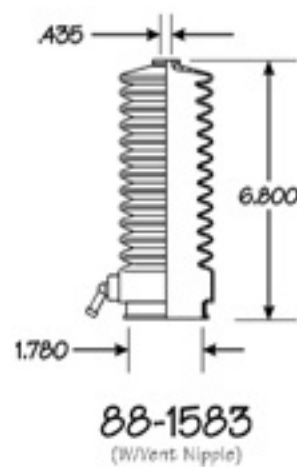
88-1576
(with Vent Nipple)



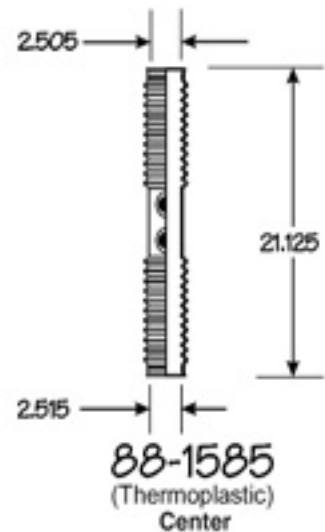
88-1577



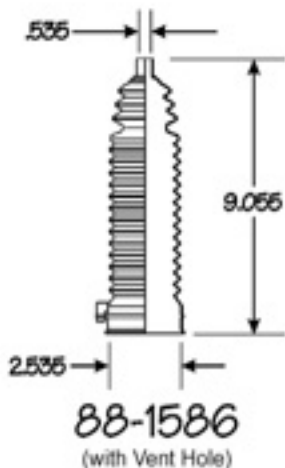
88-1582



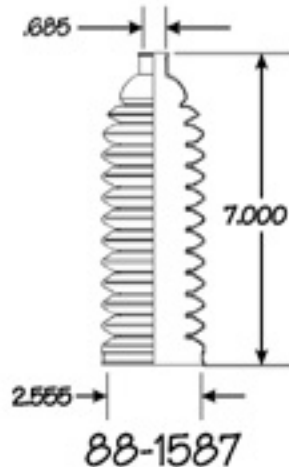
88-1583
(W/Vent Nipple)



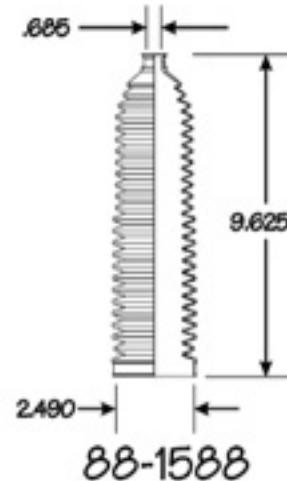
88-1585
(Thermoplastic)
Center



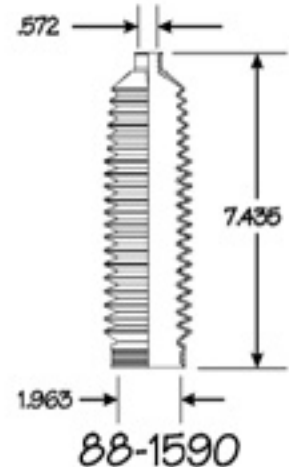
88-1586
(with Vent Hole)



88-1587



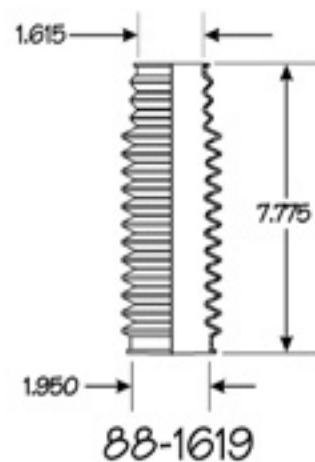
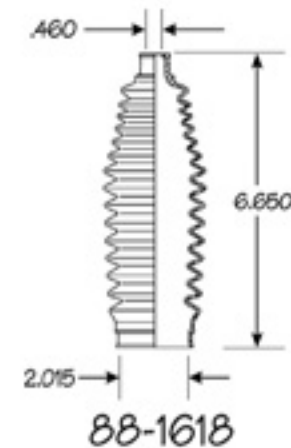
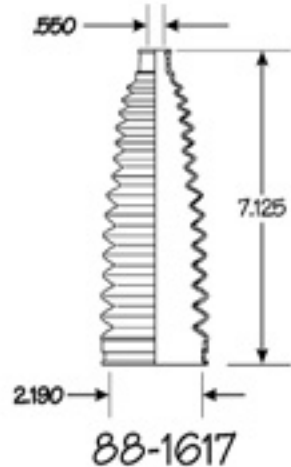
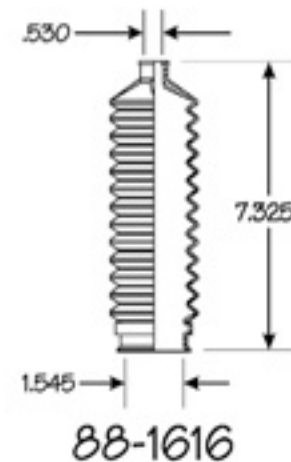
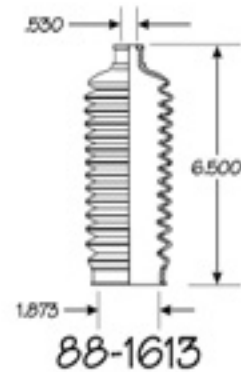
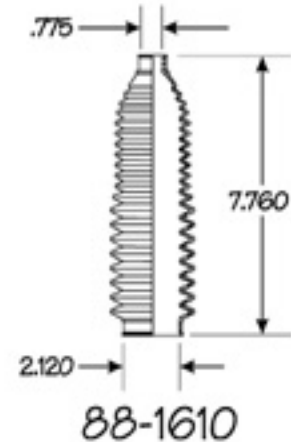
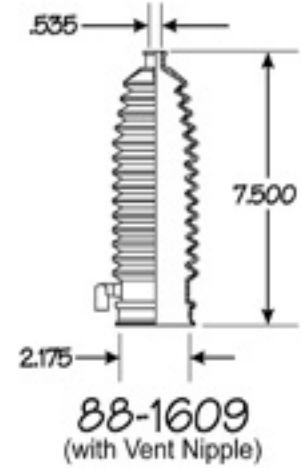
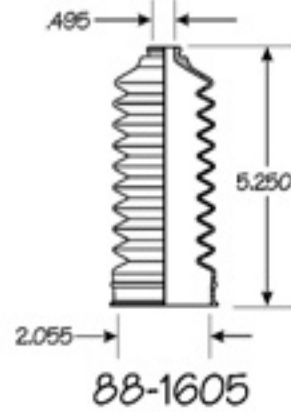
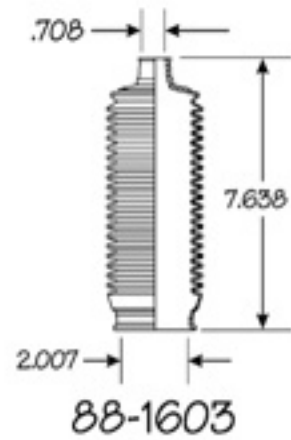
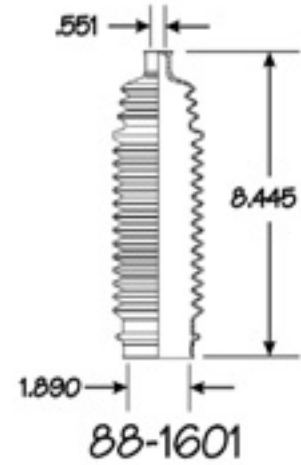
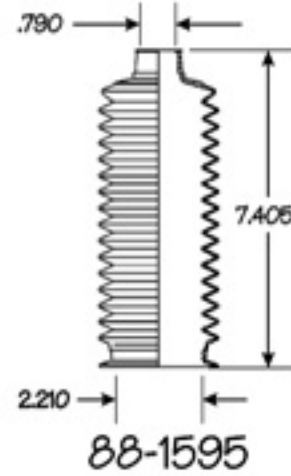
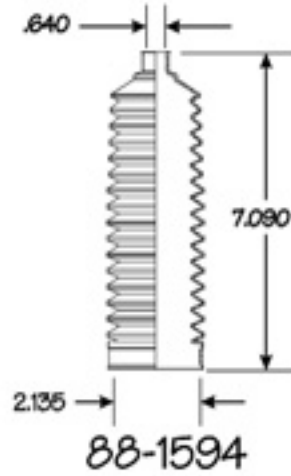
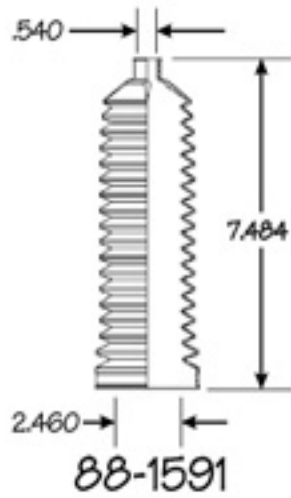
88-1588



88-1590

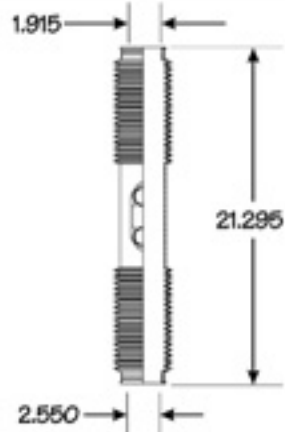


RACK & PINION BELLOW ILLUSTRATIONS





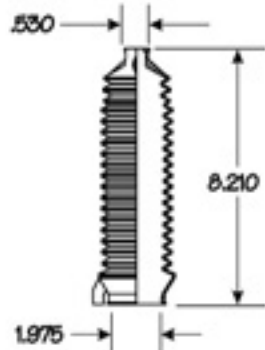
RACK & PINION BELLOW ILLUSTRATIONS



88-1621

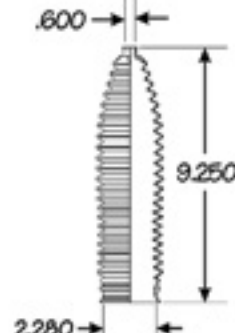
(Thermoplastic)

Comes w/ 1 Bushing (88-2065-0)
Center



88-1622

(with Vent Hole)



88-1623



88-1624



88-1625



88-1626



88-1627



88-1628



88-1629



88-1630



88-1631



88-1632



88-1633



88-1634



88-1635



88-1636



RACK & PINION BELLOW ILLUSTRATIONS

<p>Dimensions: Top width .515, Bottom width 2.270, Height 6.725</p> <p>88-1637</p>	<p>Dimensions: Top width .550, Bottom width 2.125, Height 8.000</p> <p>88-1638</p>	<p>Dimensions: Top width .600, Bottom width 2.062, Height 8.150</p> <p>88-1639</p>	<p>Dimensions: Top width .580, Bottom width 1.865, Height 9.600</p> <p>88-1640</p>
<p>Dimensions: Top width .665, Bottom width 1.875, Height 6.725</p> <p>88-1641</p>	<p>Dimensions: Top width .540, Bottom width 1.875, Height 6.500</p> <p>88-1642</p>	<p>Dimensions: Top width .565, Bottom width 1.910, Height 6.000</p> <p>88-1643</p>	<p>Dimensions: Top width .530, Bottom width 1.930, Height 7.400</p> <p>88-1644</p>
<p>Dimensions: Top width .495, Bottom width 1.900, Height 6.800</p> <p>88-1645</p>	<p>Dimensions: Top width .500, Bottom width 1.625, Height 7.325</p> <p>88-1646</p>	<p>Dimensions: Top width .530, Bottom width 1.770, Height 7.775</p> <p>88-1647</p>	<p>Dimensions: Top width .900, Bottom width 2.630, Height 8.900</p> <p>88-1648</p>
<p>Dimensions: Top width .515, Bottom width 1.765, Height 6.950</p> <p>88-1653</p>	<p>Dimensions: Top width .660, Bottom width 2.140, Height 7.320</p> <p>88-1654</p>	<p>Dimensions: Top width .560, Bottom width 1.950, Height 8.800</p> <p>88-1655</p>	

R & P Bellows



RACK & PINION BELLOW BUSHINGS



88-2020-0

Application: 82-91 G.M., Center Steering

Fits: 88-1552-0, 88-1599-0 (1 Supplied in 88-1552-K, 88-1599-K, 88-1621-K)

Position: Right Side (*Small End*)



88-2021-0

Application: 82-91 G.M., Center Steering

Fits: 88-1552-0 (1 Supplied in 88-1552-K)

Position: Left Side (*Large End*)



88-2064-0

Application: 88-93 Pontiac LeMans, Center Steer

Fits: 88-1552-0

Position: Left Side



88-2065-0

Application: Conversion Bushing allows you to use our 88-1552-0 Bellow for the later model Cast Iron Housing applications.

Fits: 88-1552-0 (1 Supplied in 88-1621-K)

Position: Left Side



88-2068-0 (Split)

Application: 94-97 Chrysler

Fits: 88-1585-0 (1 Supplied in 88-1585-K)

Position: Both Sides

Ordering Information:

To order Bulk product, simply order by the part number shown in this catalog. If you wish to order boxed, just add a "K" to the part number.

Example:

88-2020-0 Bellow Bushing, Bulk
88-2020-K Bellow Bushing, Boxed



NYLON TIES

Deluxe Nylon Ties (Black)

Install with standard pliers - No special tool required. These ties are UV Rated and have a **Metal** Tang for positive locking.



Quality Driveline Products

86-5774-C	4.0" Nylon Tie (.095" Width), 10 pcs., Skinpacked
86-5796-0	4.0" Nylon Tie (.095" Width), 100 pcs., Bulk
86-5796-C	4.0" Nylon Tie (.095" Width), 100 pcs., Skinpacked
86-5776-C	7.9" Nylon Tie (.095" Width), 10 pcs., Skinpacked
86-5778-0	7.9" Nylon Tie (.095" Width), 100 pcs., Bulk
86-5778-C	7.9" Nylon Tie (.095" Width), 100 pcs., Skinpacked
86-5775-C	12.0" Nylon Tie (.185" Width), 10 pcs, Skinpacked
86-5797-0	12.0" Nylon Tie (.185" Width), 100 pcs., Bulk
86-5797-C	12.0" Nylon Tie (.185" Width), 100 pcs., Skinpacked
86-5777-C	14.2" Nylon Tie (.095" Width), 10 pcs., Skinpacked
86-5779-0	14.2" Nylon Tie (.095" Width), 100 pcs., Bulk
86-5779-C	14.2" Nylon Tie (.095" Width), 100 pcs., Skinpacked
86-5770-0	21.2" Nylon Tie (.275" Width), 100 pcs., Bulk



Metal Tang for Positive Locking

R & P Bellows

Nylon Ties (Black)

9320	Tie Wrap Kit, 25 Assorted, Skinpacked
9321	3.9" Nylon Tie (.098" Width), 100 pcs., Skinpacked
86-5786-0	3.9" Nylon Tie (.098" Width), 100 pcs., Bulk
9323	11.5" Nylon Tie (.190" Width), 100 pcs., Skinpacked
86-5787-0	11.5" Nylon Tie (.190" Width), 100 pcs., Bulk
86-5830-C	17.5" Nylon Tie (.190" Width), 100 pcs., Skinpacked
86-5830-0	17.5" Nylon Tie (.190" Width), 100 pcs., Bulk



Note: Ties are sold in bags of 100 pieces.
By ordering one of a number, you will get one (1) bag of 100 pieces.



RACK & PINION BELLOW BUYER'S GUIDE

PART #	APPLICATION	POSITION
88-1000	Universal Bellows	Left/Right
88-1001 (V)	Universal Bellows	Left/Right
88-1500 (V)	Ford, Mercury, Renault, Volkswagen	Left/Right
88-1501 (V)	Discontinued	
88-1502 (V)	Acura, Nissan	Left/Right
88-1504	Nissan	Left/Right
88-1505 (V)	Discontinued	
88-1506	Dodge, Mazda, Mitsubishi, Nissan, Plymouth, Renault	Left/Right
88-1507 (V)	Acura, Nissan	Right
88-1508 (V)	Infiniti, Nissan	Left/Right
88-1509	Chevrolet, Nissan, Pontiac	Left/Right
88-1510	G.M., Honda, Infiniti, Mazda, Nissan, Volvo	Left/Right
88-1511	Toyota	Left
88-1512	Toyota	Left/Right
88-1513	Chrysler, Dodge, Eagle, Geo, Jaguar, Mitsubishi, Nissan, Porsche, Saab, Volvo	Left/Right
88-1514	Chevrolet, Geo, Toyota	Left/Right
88-1515	Discontinued	
88-1516	Honda, Toyota	Right
88-1518	Discontinued	
88-1519	Geo, Toyota	Left/Right
88-1520	Acura, Chevrolet, Dodge, Kia, Lexus, Toyota	Left/Right
88-1521 (V)	Chrysler, Dodge, Ford, Mercury, Plymouth	Left/Right
88-1522 (V)	Ford, Lincoln, Mazda, Mercury	Left/Right
88-1523	Broad Coverage	Left/Right
88-1524 (V)	G.M., Dodge, Plymouth	Left/Right
88-1525	Broad Coverage	Left/Right
88-1526	Chevrolet, Geo, Suzuki	Left
88-1527	Ford, Geo, Mazda, Mercury, Subaru	Left/Right
88-1528 (V)	Acura, Honda, Nissan	Left/Right
88-1529 (V)	Honda	Left/Right
88-1530 (V)	Acura, Honda, Sterling	Left/Right
88-1531 (V)	Acura, Honda	Left/Right
88-1532 (V)	Discontinued	
88-1533	Toyota	Left/Right
88-1534	Broad Coverage	Left/Right
88-1535	Subaru	Left/Right
88-1536	Mazda, Suzuki	Left/Right
88-1537 (V)	Ford, Lincoln, Mercury	Left/Right
88-1538	Discontinued	
88-1539	Discontinued	
88-1540	Discontinued	
88-1541	Broad Coverage	Left/Right
88-1542	BMW, Mazda	Left/Right
88-1543 (V)	Volvo	Left
88-1544 (V)	Volvo	Right
88-1545	Volkswagen, Volvo	Left/Right
88-1546	Ford, Honda	Left/Right
88-1547	Honda	Left/Right
88-1548	Toyota, Volvo	Left/Right



RACK & PINION BELLOW BUYER'S GUIDE

PART #	APPLICATION	POSITION
88-1549 (V)	Nissan	Left/Right
88-1550 (V)	Discontinued	
88-1551	Toyota	Left/Right
88-1552 (P)	G.M.	Center
88-1553 (P)	Chevrolet, Pontiac	Left/Right
88-1554 (V)	Ford, Mazda, Mercury	Left/Right
88-1555 (V)	Volkswagen	Left/Right
88-1556	Discontinued	
88-1557	Lexus, Toyota	Right
88-1558	Discontinued	Right
88-1559	Ford, Mazda	Left/Right
88-1560 (P)	Discontinued	
88-1561 (V)	Discontinued	
88-1562 (V)	Discontinued	
88-1563	Audi (Neoprene)	Center
88-1564 (V)	Chrysler, Dodge, G.M., Hyundai, Plymouth	Left/Right
88-1565	Discontinued	
88-1566	Honda	Left
88-1567	Discontinued	
88-1568	Discontinued	
88-1569 (P)	Replaced By 88-1653	
88-1570 (V)	Acura, Honda, Isuzu	Left/Right
88-1571	Discontinued	
88-1572	Hyundai, Kia, Lexus, Suzuki, Toyota	Left/Right
88-1573	Toyota	Left/Right
88-1574 (P)	Replaced by 88-1654	
88-1575 (P)	Replaced by 88-1655	
88-1576 (V)	Acura, Honda, Isuzu	Left/Right
88-1577	Chrysler, Dodge, Lexus, Mazda, Mitsubishi, Toyota	Left/Right
88-1578	Discontinued	
88-1579 (V)	Discontinued	
88-1580	Discontinued	
88-1581 (P)	Discontinued	
88-1582	G.M., Honda, Isuzu, Lexus, Saturn, Volvo	Left/Right
88-1585 (P)	Chrysler, Dodge, Eagle	Center
88-1586 (V)	Ford, Mazda, Mercury	Left/Right
88-1587	Mercedes Benz	Left/Right
88-1588	Audi, Volkswagen	Left/Right
88-1590	Acura, Audi, G.M., Geo, Honda, Hyundai, Kia, Lexus, Toyota, Volkswagen	Left/Right
88-1591	Honda, Mercedes Benz	Left/Right
88-1592	Discontinued	
88-1594	Ford	Left/Right
88-1595	G.M., Lexus, Toyota	Left/Right
88-1596	Discontinued	
88-1599	Discontinued	
88-1601	Acura, G.M., Chrysler, Dodge, Infiniti, Nissan, Plymouth	Left/Right
88-1603	Toyota	Left/Right
88-1604 (P)	Discontinued	
88-1605	Acura, Honda	Right
88-1606	Honda, Mitsubishi, Suzuki, Volvo	Left/Right



RACK & PINION BELLOW BUYER'S GUIDE

PART #	APPLICATION	POSITION
88-1607	Discontinued	
88-1608	Discontinued	
88-1609 (V)	Ford	Left/Right
88-1610	Audi, Volkswagen	Left/Right
88-1611	Discontinued	
88-1612	Discontinued	
88-1613	Acura, Audi, Ford, Honda, Hyundai, Kia, Lexus, Mercury, Nissan, Scion, Toyota, Volkswagen	Left/Right
88-1614 (V)	Ford, Jaguar, Lincoln	Left
88-1615 (V)	Ford, Jaguar, Lincoln	Right
88-1616	Geo, Suzuki	Left/Right
88-1617	Lexus, Toyota	Left/Right
88-1618	Mazda, Mitsubishi, Nissan, Toyota	Left/Right
88-1619	BMW	Left/Right
88-1620	Discontinued	
88-1621 (P)	G.M. (Includes Conversion Bushing with Bulk Bellow 88-1552-0)	Center
88-1622 (V)	G.M., Dodge, Mercury, Nissan	Left/Right
88-1623	Dodge	Left/Right
88-1624	Acura, Honda, Subaru	Left/Right
88-1625	Honda, Hyundai, Infiniti, Kia, Mitsubishi, Subaru	Left/Right
88-1626	Acura, G.M., Dodge, Honda, Hyundai, Kia, Lexus, Nissan, Toyota	Left/Right
88-1627	Honda	Left/Right
88-1628	Honda, Nissan	Left/Right
88-1629	Infiniti, Nissan	Left/Right
88-1630	Infiniti, Nissan	Left/Right
88-1631	Lexus, Pontiac, Toyota	Left/Right
88-1632	Ford, Honda, Lexus, Lincoln, Scion, Toyota	Left/Right
88-1633	Ford, Mercedes-Benz, Mercury	Left/Right
88-1634	Audi, BMW, Ford, Lincoln	Left/Right
88-1635	Audi, Volkswagen	Left/Right
88-1636	G.M., Lexus, Saturn, Toyota	Left/Right
88-1637	Honda	Left/Right
88-1638	G.M., Ford, Kia, Mercury	Left/Right
88-1639	G.M., Ford, Hyundai, Lincoln	Left/Right
88-1640	Chevrolet, Lexus, Mazda, Pontiac, Saturn, Toyota, Volkswagen	Left/Right
88-1641	Ford, Honda, Lincoln	Left/Right
88-1642	Infiniti, Mini, Mitsubishi, Nissan, Scion, Subaru, Toyota	Left/Right
88-1643	Ford, Lincoln, Mazda, Mercury	Left/Right
88-1644	Nissan, Saturn	Left/Right
88-1645	Acura, Honda, Hyundai, Infiniti, Kia, Mazda, Nissan	Left/Right
88-1646	Acura, Mazda, Subaru	Left/Right
88-1647	Mitsubishi, Suzuki	Left/Right
88-1648	Lexus, Toyota	Left/Right
88-1653	Honda, Isuzu, Lexus, Toyota	Left/Right
88-1654	Audi, Volkswagen	Left/Right
88-1655	G.M., Mazda, Saturn, Volvo	Left/Right

Note: Part numbers marked with (V) indicates the Bellows are vented. Part numbers marked with (P) indicates the bellows are thermoplastic.



INNER TIE RODS

MODEL

YEARS

SPECIFICATIONS

LEFT

RIGHT

Acura

Integra	90-01	All	88-4135	88-4135
---------	-------	-----	---------	---------

Audi

A4, A4 Quattro	96-01	All	88-4250	88-4250
----------------	-------	-----	---------	---------

A8, A8 Quattro	97-00	All	88-4250	88-4250
----------------	-------	-----	---------	---------

Buick

Century	82-96	All	88-4006	88-4006
---------	-------	-----	---------	---------

Electra	85-91	All	88-4006	88-4006
---------	-------	-----	---------	---------

LeSabre	86-99	All	88-4006	88-4006
---------	-------	-----	---------	---------

Park Avenue	91-96	All	88-4006	88-4006
-------------	-------	-----	---------	---------

Reatta	88-91	All	88-4006	88-4006
--------	-------	-----	---------	---------

Riviera	86-93	All	88-4006	88-4006
---------	-------	-----	---------	---------

Skyhawk	82-89	Power, (Center Steer Tie Rod Bushing)		88-5915 ①
---------	-------	---------------------------------------	--	-----------

Skyhawk	80-85	All	88-4006	88-4006
---------	-------	-----	---------	---------

	86-97	Power, (Center Steer Tie Rod Bushing)		88-5915 ①
--	-------	---------------------------------------	--	-----------

Somerset	85-87	Power, (Center Steer Tie Rod Bushing)		88-5915 ①
----------	-------	---------------------------------------	--	-----------

① Note: 88-5915 is a 3 piece kit containing 2 bushings and a lock plate (See page 53). This application does not have conventional tie rods.

Cadillac

Allante	87-91	All	88-4006	88-4006
---------	-------	-----	---------	---------

Cimarron	82-88	Power, (Center Steer Tie Rod Bushing)		88-5915 ①
----------	-------	---------------------------------------	--	-----------

DeVille	85-92	All	88-4006	88-4006
---------	-------	-----	---------	---------

Eldorado	86-91	All	88-4006	88-4006
----------	-------	-----	---------	---------

Fleetwood	85-92	All	88-4006	88-4006
-----------	-------	-----	---------	---------

Seville	86-91	All	88-4006	88-4006
---------	-------	-----	---------	---------

① Note: 88-5915 is a 3 piece kit containing 2 bushings and a lock plate (See page 53). This application does not have conventional tie rods.

Chevrolet/Geo

Beretta, Corsica	87-96	Power, (Center Steer Tie Rod Bushing)		88-5915 ①
------------------	-------	---------------------------------------	--	-----------

Cavalier	82-94	Power, (Center Steer Tie Rod Bushing)		88-5915 ①
----------	-------	---------------------------------------	--	-----------

	95-01	All	88-4006	88-4006
--	-------	-----	---------	---------

Celebrity	82-90	All	88-4006	88-4006
-----------	-------	-----	---------	---------

Citation	80-85	All	88-4006	88-4006
----------	-------	-----	---------	---------

Malibu	98-02	All	88-4006	88-4006
--------	-------	-----	---------	---------

Prizm	93-01	All	88-4059	88-4059
-------	-------	-----	---------	---------

① Note: 88-5915 is a 3 piece kit containing 2 bushings and a lock plate (See page 53). This application does not have conventional tie rods.

Chevrolet SUV/Truck/Van

Lumina	90-96	APV	88-4006	88-4006
--------	-------	-----	---------	---------

Silverado 1500	99-01	2WD	88-4252	88-4252
----------------	-------	-----	---------	---------



INNER TIE RODS

MODEL	YEARS	SPECIFICATIONS	LEFT	RIGHT
Chrysler				
300M	00-01	Power, (Center Steer Tie Rod Bushing)	88-5915	①
Concorde	93-01	Power, (Center Steer Tie Rod Bushing)	88-5915	①
E-Class	83-84	Saginaw Design	88-4006	88-4006
	83-84	TRW Design	88-4014	88-4014
Fifth Avenue	90-93	All	88-4014	88-4014
Imperial	90-93	All	88-4014	88-4014
Laser	84-87	Saginaw Design	88-4006	88-4006
	84-87	TRW Design	88-4014	88-4014
LeBaron	82-89	Power, Saginaw Design	88-4006	88-4006
	82-95	Power, TRW Design	88-4014	88-4014
	85-88	Manual	88-4006	88-4006
LeBaron GTS	85-89	Power, Saginaw Design	88-4006	88-4006
	85-89	Power, TRW Design	88-4014	88-4014
LHS	94-01	Power, (Center Steer Tie Rod Bushing)	88-5915	①
Limousine	84-87	All	88-4014	88-4014
New Yorker	83-88	Power, Saginaw Design	88-4006	88-4006
	83-93	Power, TRW Design	88-4014	88-4014
	94-97	Power, (Center Steer Tie Rod Bushing)	88-5915	①
Sebring Coupe	2001	All	88-4219	88-4219
TC by Maserati	89-91	Power	88-4014	88-4014
Town & Country	82-88	Power, Saginaw Design	88-4006	88-4006
	82-88	Power, TRW Design	88-4014	88-4014
	85-88	Manual	88-4006	88-4006

① Note: 88-5915 is a 3 piece kit containing 2 bushings and a lock plate (See page 53). This application does not have conventional tie rods.

Chrysler SUV/Truck/Van

Town & Country	90-95	All	88-4014	88-4014
	96-00	All	88-4195	88-4195

Dodge



Externally Threaded Rack
Female Tie Rod



Internally Threaded Rack
Male Tie Rod

024	78-82	Power	88-4006	88-4006
400	82-83	Power, Saginaw Design	88-4006	88-4006
600	83-86	Power, Saginaw Design	88-4006	88-4006
	86-88	Power, TRW Design	88-4014	88-4014
Aries	81-89	Power, Saginaw Design	88-4006	88-4006
	86-89	Power, TRW Design	88-4014	88-4014
Charger	83-87	Power, Saginaw Design	88-4006	88-4006
	84-87	Power, TRW Design	88-4014	88-4014
Daytona	84-86	Power, Saginaw Design	88-4006	88-4006
	86-93	Power, TRW Design	88-4014	88-4014



INNER TIE RODS

MODEL	YEARS	SPECIFICATIONS	LEFT	RIGHT
Dodge (Continued)				
Dynasty	88-93	All	88-4014	88-4014
Intrepid	93-01	Power, (Center Steer Tie Rod Bushing)		88-5915 ①
Lancer	85-86	Power, Saginaw Design	88-4006	88-4006
	85-89	Power, TRW Design	88-4014	88-4014
Monaco	90-92	Power, (Center Steer Tie Rod Bushing)		88-5915 ①
Neon	95-99	Power	88-4014	88-4014
Omni	78-90	Power, Saginaw Design	88-4006	88-4006
	87-90	Power, TRW Design	88-4014	88-4014
Rampage	82-84	Power, Saginaw Design	88-4006	88-4006
Shadow	87-94	Power	88-4014	88-4014
Spirit	89-95	All	88-4014	88-4014
Stratus	2001	Power	88-4219	88-4219

① Note: 88-5915 is a 3 piece kit containing 2 bushings and a lock plate (See page 53). This application does not have conventional tie rods.

Dodge SUV/Truck/Van

Caravan	84-95	Power	88-4014	88-4014
	96-00	Power	88-4195	88-4195
	84-88	Manual	88-4006	88-4006
Dakota (2WD)	87-90	Power	88-4014	88-4014
	91-96	Manual	88-4006	88-4006

Eagle

Premier	88-92	Power, (Center Steer Tie Rod Bushing)		88-5915 ①
Vision	93-97	Power, (Center Steer Tie Rod Bushing)		88-5915 ①

① Note: 88-5915 is a 3 piece kit containing 2 bushings and a lock plate (See page 53). This application does not have conventional tie rods.

Ford

Fairmont	80-83	Power	88-4024	88-4024
Focus	00-01	All	88-4255	88-4255
Granada	81-82	Power	88-4024	88-4024
LTD	83-86	Power	88-4024	88-4024
Mustang	6/28/77-5/15/78	Power	88-4024	88-4024
	5/16/78-79	Power, Gears Marked SPR-AG, AH, GA	88-4024	88-4024
	80-93	Power	88-4024	88-4024
	94-01	All	88-4027	88-4027
	82-87	Manual	88-4024	88-4024
Pinto	77-80	Power	88-4024	88-4024
Taurus	86-95	All	88-4027	88-4027
	96-01	3.0L	88-4027	88-4027
Thunderbird	80-88	All	88-4024	88-4024
	89-97	All	88-4027	88-4027



INNER TIE RODS

MODEL

YEARS

SPECIFICATIONS

LEFT

RIGHT

Ford SUV/Truck/Van

Aerostar	86-97	All	88-4027	88-4027
Windstar	95-01	All	88-4140	88-4140

Geo (See Chevrolet)

GMC

Sierra 1500 (2WD)	99-01	All	88-4252	88-4252
-------------------	-------	-----	---------	---------

Honda

Civic (Incl. del Sol, CRX)	92-00	All	88-4135	88-4135
----------------------------	-------	-----	---------	---------

Honda SUV/Truck/Van

Odyssey	99-01	All	88-4219	88-4219
---------	-------	-----	---------	---------

Hyundai

Elantra	96-4/1/98	All	88-4167	88-4167
	2001	All	88-4167	88-4167
Scoupe	91-92	Power, (Externally Threaded Racks)	88-4014	88-4014
Sonata	94-98	All	88-4167	88-4167
Tiburon	1997	All	88-4167	88-4167

Infiniti SUV/Truck/Van

QX4	97-01	All	88-4171	88-4171
-----	-------	-----	---------	---------

Lexus

ES250	90-91	All	88-4059	88-4059
ES300	92-01	All	88-4129	88-4129
GS300	98-01	All	88-4218	88-4218
GS400	98-00	All	88-4218	88-4218
GS430	2001	All	88-4218	88-4218

Lincoln

Continental	82-87	All	88-4024	88-4024
	88-94	All	88-4027	88-4027
Mark Series	84-91	All	88-4024	88-4024
	92-98	All	88-4027	88-4027



INNER TIE RODS

MODEL

YEARS

SPECIFICATIONS

LEFT

RIGHT

Mazda SUV/Truck/Van

MPV	89-95	All	88-4080	88-4080
-----	-------	-----	---------	---------

Mercury

Bobcat	77-80	Power	88-4024	88-4024
Capri	79-86	Power	88-4024	88-4024
	82-84	Manual	88-4024	88-4024
Cougar	80-88	Power	88-4024	88-4024
	89-97	All	88-4027	88-4027
Marquis	83-86	All	88-4024	88-4024
Sable	86-01	All	88-4027	88-4027
Zephyr	79-83	Power	88-4024	88-4024

Mitsubishi

Eclipse (Incl. Spyder)	00-01	Power	88-4219	88-4219
Galant	99-01	All	88-4219	88-4219

Nissan SUV/Truck/Van

Pathfinder	96-01	All	88-4171	88-4171
------------	-------	-----	---------	---------

Oldsmobile

88, Delta, Royale	86-99	All	88-4006	88-4006
Acheiva	92-98	All, (Center Steer Tie Rod Bushing)	88-5915	①
Alero	99-01	All	88-4006	88-4006
Calias	85-91	All, (Center Steer Tie Rod Bushing)	88-5915	①
Ciera	82-96	All	88-4006	88-4006
Firenza	82-88	All, (Center Steer Tie Rod Bushing)	88-5915	①
LSS	96-99	All	88-4006	88-4006
Omega	80-84	All	88-4006	88-4006
Toronado	86-92	All	88-4006	88-4006
Trofeo	90-91	All	88-4006	88-4006

① Note: 88-5915 is a 3 piece kit containing 2 bushings and a lock plate (See page 53). This application does not have conventional tie rods.

Oldsmobile SUV/Truck/Van

Silhouette	90-96	All	88-4006	88-4006
------------	-------	-----	---------	---------



INNER TIE RODS

MODEL

YEARS

SPECIFICATIONS

LEFT

RIGHT

Plymouth



Externally Threaded Rack Female Tie Rod

Internally Threaded Rack Male Tie Rod

Acclaim	89-95	Power	88-4014	88-4014
Breeze	2001	Power	88-4219	88-4219
Caravelle	85-88	Saginaw Design	88-4006	88-4006
	86-88	TRW Design	88-4014	88-4014
Horizon	78-90	Power, Saginaw Design	88-4006	88-4006
	87-90	Power, TRW Design	88-4014	88-4014
	84-90	Manual	88-4006	88-4006
Neon	95-99	Power	88-4014	88-4014
Reliant	81-89	Power, Saginaw Design	88-4006	88-4006
	85-89	Power, TRW Design	88-4014	88-4014
Scamp	82-83	Power, Saginaw Design	88-4006	88-4006
Sundance	87-94	Power	88-4014	88-4014
TC3	78-82	Power, Saginaw Design	88-4006	88-4006
Turismo	83-87	Power, Saginaw Design	88-4006	88-4006
	83-87	Power, TRW Design	88-4014	88-4014

Plymouth SUV/Truck/Van

Voyager	84-95	Power	88-4014	88-4014
	96-00	Power	88-4195	88-4195
	84-88	Manual	88-4006	88-4006

Pontiac

2000, J2000	82-86	Power, (Center Steer Tie Rod Bushing)	88-5915	①
6000	82-91	All	88-4006	88-4006
Bonneville	87-99	All	88-4006	88-4006
Grand Am	85-98	Power, (Center Steer Tie Rod Bushing)	88-5915	①
	99-01	Power	88-4006	88-4006
Phoenix	80-84	All	88-4006	88-4006
Sunfire	95-01	All	88-4006	88-4006

① Note: 88-5915 is a 3 piece kit containing 2 bushings and a lock plate (See page 53). This application does not have conventional tie rods.

Pontiac SUV/Truck/Van

Trans Sport	90-96	All	88-4006	88-4006
-------------	-------	-----	---------	---------

Subaru

Impreza (Incl. Outback)	92-01	All	88-4132	88-4132
Legacy (Incl. Outback)	90-01	All	88-4132	88-4132
Outback	2001	All	88-4132	88-4132

Subaru SUV/Truck/Van

Forester	98-01	All	88-4132	88-4132
----------	-------	-----	---------	---------



INNER TIE RODS

MODEL	YEARS	SPECIFICATIONS	LEFT	RIGHT
Toyota				
Avalon	95-01	All	88-4129	88-4129
Camry	83-86	All	88-4104	88-4104
	87-91	All	88-4059	88-4059
	92-01	All	88-4129	88-4129
Celica	86-89	All	88-4059	88-4059
	90-93	All	88-4114	88-4114
Corolla Coupe	8/87-6/91	Manual	88-4059	88-4059
Corolla Sedan, Liftback & Wagon	93-02	Power	88-4219	88-4219
Paseo	4/91-98	All	88-4177	88-4177
Solara	99-01	All	88-4129	88-4129
Supra	86-88	Power	88-4104	N/A
	89-92	Power	88-4104	88-4104
	93-98	All	88-4104	88-4104
Tercel	91-98	All	88-4177	88-4177

Toyota SUV/Truck/Van

Previa	90-97	All	88-4104	88-4104
RAV4	96-00	All	88-4219	88-4219
Sienna	98-01	All	88-4129	88-4129

Volkswagen

New Beetle	98-01	From Ch. #1C-W-047125	88-4249	88-4249
Golf	85-92	Power, TRW Design	88-4087	88-4087
	99-03	All, (New Body)	88-4249	88-4249
Jetta	85-92	Power, TRW Design	88-4087	88-4087
	99-03	All, (New Body)	88-4249	88-4249
Passat	98-03	All	88-4250	88-4250

Center Steering Bushing Kit



88-5915-0 (Poly Bag)

Center Steering Bushing Kit, 3 piece Kit containing 2 Bushings and 1 Lock Plate.

88-5915-K (Boxed)

Center Steering Bushing Kit, 3 piece Kit containing 2 Bushings and 1 Lock Plate.



SPECIAL INNER TIE ROD HARDWARE



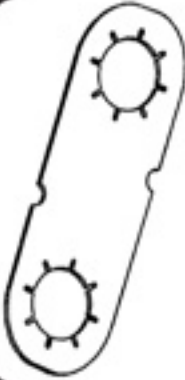
88-5905-0 (10 pcs.)
Inner Tie Rod Aluminum Drive Rivet
that locks female type tie rod end to rack.

Application:
Chrysler, Dodge, Ford, Mazda



88-5915-A (Each)
Rubber/Metal Tie Rod Bushing that
presses into center steering tie rod ends.
(Used in 88-5915-0 Kit)

Application:
Broad Coverage



88-5913-0 (10 pcs.)
Special Serrated Inner Tie Rod Bushing
Lock Plate for tie rod bolts.
(Used in 88-5915-0 Kit)

Application:
Chrysler, Dodge, Eagle



88-5931-B (Each)
Urethane Tie Rod Bushing that
presses into center steering tie rod
ends. (Used in 88-5931-0 Kit)

Application:
Chrysler, G.M.



88-5915-0 (Bagged Kit)
88-5915-K (Boxed Kit)
2 Rubber/Metal Tie Rod
Bushings with 1 Serrated
Inner Tie Rod Bushing
Lock Plate for center steer
applications.

Application:
Broad Coverage

See page 53



88-5933-0 (Each)
Special non-serrated Inner Tie Rod
Lock Plate for tie rod bolts.

Application:
Chrysler, G.M.



STANDARD INNER TIE ROD HARDWARE

Lock Washers are used to lock inner tie rod to the rack unit.
Jam Nuts are used to lock outer tie rod to inner tie rod.

Inner Tie Rod Hardware is sold in Bags of Ten (10) pieces.
A quantity of One (1) will get you a bag of ten (10) pieces.



88-5900-0 (10 pcs.)
Inner Tie Rod Lock Washer

Application:
Isuzu, Nissan, Subaru, Toyota



88-5901-0 (10 pcs.)
Inner Tie Rod Lock Washer

Application:
Acura, Honda, Toyota



STANDARD INNER TIE ROD HARDWARE



88-5902-0 (10 pcs.)
Inner Tie Rod Flat Washer
(1 1/4" O. D. X 9/16" I.D. X 1/8" Thick)

Application:
Acura, Honda, Toyota



88-5918-0 (10 pcs.)
Inner Tie Rod Lock Washer

Application:
Honda



88-5904-0 (10 pcs.)
Inner Tie Rod Lock Washer

Application:
Ford, Mazda



88-5919-0 (10 pcs.)
Inner Tie Rod Lock Washer

Application:
Acura



88-5907-0 (10 pcs.)
Inner Tie Rod Lock Washer

Application:
BMW, Subaru



88-5921-0 (10 pcs.)
Inner Tie Rod Lock Washer

Application:
Nissan



88-5910-0 (10 pcs.)
Inner Tie Rod Lock Washer

Application:
Mazda, Mitsubishi, Nissan,
Toyota, Volkswagen



88-5923-0 (10 pcs.)
Inner Tie Rod Lock Washer

Application:
Acura



88-5912-0 (10 pcs.)
Inner Tie Rod Jam Nut (9/16" X 18)

Application:
Broad Coverage



88-5925-0 (10 pcs.)
Inner Tie Rod Lock Washer

Application:
Lexus



88-5914-0 (10 pcs.)
Inner Tie Rod Lock Washer

Application:
Acura, Honda



88-5929-0 (10 pcs.)
Inner Tie Rod Lock Washer

Application:
Mazda, Nissan



INNER TIE ROD BUYER'S GUIDE

PART #	APPLICATION	POSITION
88-4006	Chrysler, Dodge, G.M., Plymouth	Left/Right
88-4014	Chrysler, Dodge, Hyundai, Plymouth	Left/Right
88-4024	Ford, Lincoln, Mercury	Left/Right
88-4027	Ford, Lincoln, Mercury	Left/Right
88-4059	Geo, Lexus, Toyota	Left/Right
88-4080	Mazda	Left/Right
88-4087	Volkswagen	Left/Right
88-4104	Toyota	Left/Right
88-4114	Toyota	Left/Right
88-4129	Lexus, Toyota	Left/Right
88-4132	Subaru	Left/Right
88-4135	Acura, Honda	Left/Right
88-4140	Ford	Left/Right
88-4167	Hyundai	Left/Right
88-4171	Infiniti, Nissan	Left/Right
88-4177	Toyota	Left/Right
88-4195	Chrysler, Dodge, Plymouth	Left/Right
88-4218	Lexus	Left/Right
88-4219	Chrysler, Dodge, Honda, Mitsubishi, Plymouth, Toyota	Left/Right
88-4249	Volkswagen	Left/Right
88-4250	Audi, Volkswagen	Left/Right
88-4252	G.M.	Left/Right
88-4255	Ford	Left/Right
88-5915	Chrysler, Dodge, Eagle, G.M. (Center Steering Bushing Kit)	3 pc. Kit

Inner Tie Rods





RACK & PINION MOUNTING BUSHINGS (BULK)

Bulk R & P Mounting Bushing Section includes Rack & Pinion Mounting Bushings by Application, Rack & Pinion Mounting Bushing Illustrations and Buyer's Guide.

Packaging:

All Bulk Rack & Pinion Bushings are sold as each. To order Bulk product, simply look up the application by make, model and year and place your order using the **EMPI** part number listed for that application.

Where O.E.M. Bushings are manufactured in Polyurethane for better performance and longevity, **EMPI** manufactures Polyurethane Bushings.

Example:

88-2055-0 Rack & Pinion Bushing, Honda, Each

For complete listings of **EMPI** Rack & Pinion Mounting Bushing Kits, please see pages 64-70.





R & P MOUNTING BUSHINGS (BULK)

MODEL	YEARS	SPECIFICATIONS	LEFT	RIGHT
Acura				
Integra	86-89	All, Rubber Only	N/A	88-2060-0

Buick				
Century	97-00	All, Metal Sleeve Only ①	N/R	88-2011-A
	97-00	All, Rubber Only ②	N/R	88-2011-B
Electra, Park Avenue	97-00	All	N/R	88-2011-B
Regal	88-00	All, Metal Sleeve Only ①	N/R	88-2011-A
	88-00	All, Rubber Only ②	N/R	88-2011-B
Riviera	95-99	All, Metal Sleeve Only ①	N/R	88-2011-A
	95-99	All, Rubber Only ②	N/R	88-2011-B
Skylark	80-81	All	N/A	88-2001-0

- ① Note: Requires 1 piece.
 ② Note: Requires 2 pieces.

Chevrolet				
Camaro	93-00	All, Metal Sleeve Only ①	N/R	88-2011-A
	93-00	All, Rubber Only ②	N/R	88-2011-B
Cavalier	95-00	All, Metal Sleeve Only ①	N/R	88-2011-A
	95-00	All, Rubber Only ②	N/R	88-2011-B
Citation	80-81	All	N/A	88-2001-0
Corvette	84-96	All, Metal Sleeve Only ①	N/R	88-2011-A
	97-00	All, Rubber Only ②	N/R	88-2011-B
Lumina	90-00	All, Metal Sleeve Only ①	N/R	88-2011-A
	90-00	All, Rubber Only ②	N/R	88-2011-B
Malibu	97-00	All, Metal Sleeve Only ①	N/R	88-2011-A
	97-00	All, Rubber Only ②	N/R	88-2011-B
Monte Carlo	95-00	All, Metal Sleeve Only ①	N/R	88-2011-A
	95-00	All, Rubber Only ②	N/R	88-2011-B

- ① Note: Requires 1 piece.
 ② Note: Requires 2 pieces.

Chevrolet SUV/Truck/Van				
Venture	97-99	All, Metal Sleeve Only ①	N/R	88-2011-A
	97-99	All, Rubber Only ①	N/R	88-2011-B

- ① Note: Requires 1 piece.

Chrysler				
Concorde	93-95	All	88-2085-0	88-2088-0
LHS	94-95	All	88-2085-0	88-2088-0
New Yorker	94-95	All	88-2085-0	88-2088-0



R & P MOUNTING BUSHINGS (BULK)

MODEL

YEARS

SPECIFICATIONS

LEFT

RIGHT

Dodge

Intrepid 93-95 All 88-2085-0 88-2088-0

Dodge SUV/Truck/Van

Dakota (2WD) 87-96 *Manual*, 2WD Metal Sleeve Only 88-2050-A 88-2050-A
87-96 *Manual*, 2WD Rubber Only 88-2050-B 88-2050-B

Eagle

Vision 93-95 All 88-2085-0 88-2088-0

Ford

Escort, EXP 91-00 All, Ford Design 88-2037-0 88-2038-0
Escort ZX2 98-00 All 88-2037-0 88-2038-0
Fairmont 80-83 All, Metal Sleeve Only 88-2050-A 88-2050-A
80-83 All, Rubber Only 88-2050-B 88-2050-B
Granada 81-82 All, Metal Sleeve Only 88-2050-A 88-2050-A
81-82 All, Rubber Only 88-2050-B 88-2050-B
LTD 83-86 All, 1 pc. Bushing Metal Sleeve Only 88-2050-A 88-2050-A
83-86 All, 1 pc. Bushing Rubber Only 88-2050-B 88-2050-B
Mustang 74-89 All, 1 pc. Bushing Metal Sleeve Only 88-2050-A 88-2050-A
74-89 All, 1 pc. Bushing Rubber Only 88-2050-B 88-2050-B
90-00 All, 2 pc. Bushing ② 88-2032-A 88-2032-A

② *Note: Requires 2 pieces.*

Pinto 76-80 All, Metal Sleeve Only 88-2050-A 88-2050-A
76-80 All, Rubber Only 88-2050-B 88-2050-B
Thunderbird 80-97 All, Metal Sleeve Only 88-2050-A 88-2050-A
80-97 All, Rubber Only 88-2050-B 88-2050-B
80-97 All, Polyurethane Only 88-2033-B 88-2033-B

Ford SUV/Truck/Van

Aerostar 86-97 All, Metal Sleeve Only 88-2050-A 88-2050-A
86-97 All, Polyurethane Front Bushing 88-2033-A 88-2050-A
86-97 All, Polyurethane Rear Bushing 88-2033-B 88-2033-B
Windstar 95-00 All, Metal Sleeve Only 88-2050-A 88-2050-A
95-00 All, Polyurethane Front Bushing 88-2033-A 88-2050-A
95-00 All, Polyurethane Rear Bushing 88-2033-B 88-2033-B

Honda

Accord 76-81 All N/A 88-2055-0
84-85 All N/A 88-2073-0
86-89 All 88-2073-0
Civic (Incl. Wagon) 85-87 All 88-2060-0 88-2060-0
Prelude 83-87 All N/A 88-2073-0



R & P MOUNTING BUSHINGS (BULK)

MODEL

YEARS

SPECIFICATIONS

LEFT

RIGHT

Infiniti

I30	96-00	All	88-2098-0	88-2093-0
-----	-------	-----	-----------	-----------

Lexus

ES300	92-97	All	88-2394-0	N/A
-------	-------	-----	-----------	-----

Lincoln

Continental	82-85	All, 1pc. Mounting Bushing Metal Sleeve Only	88-2050-A	88-2050-A
	82-85	All, 1 pc. Mounting Bushing Rubber Only	88-2050-B	88-2050-B
	86-87	All, 2 pc. Mounting Bushing Polyurethane Only ④	88-2032-A	88-2032-A
Mark Series	84-89	All, 1 pc. Mounting Bushing Metal Sleeve Only	88-2050-A	88-2050-A
	84-89	All, 1 pc. Mounting Bushing Rubber Only	88-2050-B	88-2050-B
	90-98	All, 2 pc. Mounting Bushing Polyurethane Only ④	88-2032-A	88-2032-A

④ Note: Requires 2 pieces per side.

Mercury

Bobcat	74-80	All, Metal Sleeve Only	88-2050-A	88-2050-A
	74-80	All, Rubber Only	88-2050-B	88-2050-B
Capri	80-86	All, Metal Sleeve Only	88-2050-A	88-2050-A
	80-86	All, Rubber Only	88-2050-B	88-2050-B
Cougar	80-97	All, Metal Sleeve Only	88-2050-A	88-2050-A
	80-97	All, Rubber Only	88-2050-B	88-2050-B
	80-97	All, Polyurethane Only	88-2033-B	88-2033-B
Marquis	83-86	All, Metal Sleeve Only	88-2050-A	88-2050-A
	83-86	All, Rubber Only	88-2050-B	88-2050-B
Tracer	91-00	All, Ford Design	88-2037-0	88-2038-0
Zephyr	78-83	All, Metal Sleeve Only	88-2050-A	88-2050-A
	78-83	All, Rubber Only	88-2050-B	88-2050-B

Nissan

Altima	93-00	All	88-2093-0	88-2098-0
Maxima	89-99	All	88-2098-0	88-2093-0

Nissan SUV/Truck/Van

Axxess	1990	All	88-2098-0	88-2093-0
--------	------	-----	-----------	-----------



R & P MOUNTING BUSHINGS (BULK)

MODEL

YEARS

SPECIFICATIONS

LEFT

RIGHT

Oldsmobile

Alero	99-00All	N/R	88-2011-B
Aurora	95-99All, Metal Sleeve Only ①	N/R	88-2011-A
	95-99All, Rubber Only ②	N/R	88-2011-B
Cutlass (Incl. Supreme)	88-99All, Metal Sleeve Only ①	N/R	88-2011-A
	88-99All, Rubber Only ②	N/R	88-2011-B
Intrigue	98-00All, Metal Sleeve Only ①	N/R	88-2011-A
	98-00All, Rubber Only ②	N/R	88-2011-B
Omega	80-81All	N/A	88-2001-0

① **Note:** Requires 1 piece.

② **Note:** Requires 2 pieces.

Oldsmobile SUV/Truck/Van

Silhouette	97-99All, Metal Sleeve Only ①	N/R	88-2011-A
	97-99All, Rubber Only ②	N/R	88-2011-B

① **Note:** Requires 1 piece.

② **Note:** Requires 2 pieces.

Pontiac

6000	88-90AWD, Metal Sleeve Only ①	N/R	88-2011-A
	88-90AWD, Rubber Only ②	N/R	88-2011-B
Firebird	93-00All, Metal Sleeve Only ①	88-2011-A	88-2011-A
	93-00All, Rubber Only ②	88-2011-B	88-2011-B
Grand Am	99-00All, Metal Sleeve Only ①	88-2011-A	88-2011-A
	99-00All, Rubber Only ②	88-2011-B	88-2011-B
Grand Prix	88-00All, Metal Sleeve Only ①	N/R	88-2011-A
	88-00All, Rubber Only ②	N/R	88-2011-B
Phoenix	80-81All	N/A	88-2001-0
Sunfire	95-00All, Metal Sleeve Only ①	N/R	88-2011-A
	95-00All, Rubber Only ②	N/R	88-2011-B

① **Note:** Requires 1 piece.

② **Note:** Requires 2 pieces.

Pontiac SUV/Truck/Van

Trans Sport, Montana	97-99All, Metal Sleeve Only ①	N/R	88-2011-A
	97-99All, Rubber Only ②	N/R	88-2011-B

① **Note:** Requires 1 piece.


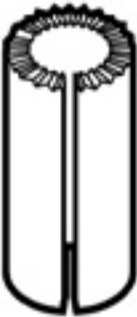






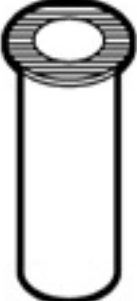





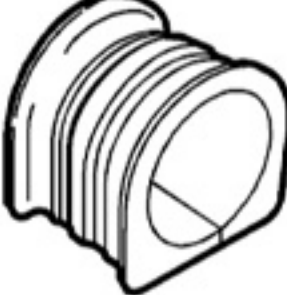



② **Note:** Requires 2 pieces.

Toyota

Avalon	95-00All	88-2394-0	N/A
Camry	92-97All	88-2394-0	N/A



R & P BUSHING ILLUSTRATIONS (BULK)

 88-2001-0	 88-2011-A (Steel)	 88-2011-B	 88-2032-A
 88-2033-A (Polyurethane)	 88-2033-B (Polyurethane)	 88-2037-0	 88-2038-0
 88-2050-A (Steel)	 88-2050-B	 88-2055-0	 88-2060-0
 88-2073-0	 88-2085-0	 88-2088-0	 88-2093-0
 88-2098-0	 88-2394-0 (3 pc. Kit - Rubber/Steel - Bag)		

R & P Bushings



R & P BUSHINGS BUYER'S GUIDE (BULK)

PART #	APPLICATION	SIDE
88-2001-0	G.M.	Right
88-2011-A	G.M.	Left/Right
88-2011-B	G.M.	Left/Right
88-2032-A	Ford, Lincoln	Left/Right
88-2033-A	Ford	Left
88-2033-B	Ford, Mercury	Left/Right
88-2037-0	Ford, Mercury	Left
88-2038-0	Ford, Mercury	Right
88-2050-A	Dodge, Ford, Lincoln, Mercury	Left/Right
88-2050-B	Dodge, Ford, Lincoln, Mercury	Left/Right
88-2055-0	Honda	Right
88-2060-0	Acura, Honda	Left/Right
88-2073-0	Honda	Right
88-2085-0	Chrysler, Dodge, Eagle	Left
88-2088-0	Chrysler, Dodge, Eagle	Right
88-2093-0	Infiniti, Nissan	Left/Right
88-2098-0	Infiniti, Nissan	Left/Right
88-2394-0	Lexus, Toyota (3 pc. Kit - Bag)	Left





RACK & PINION MOUNTING BUSHING KITS

Rack & Pinion Mounting Bushing Kit Section includes Rack & Pinion Mounting Bushing Kits by Application, Rack & Pinion Mounting Bushing Kit Illustrations and Buyer's Guide.

Order your Choice:

- Complete R & P Bushing Kit - with Bushings and Hardware for a complete installation
- Kit for Right Side Only - with Bushings and Hardware for the Right Side mounting only
- Kit for Left Side Only - with Bushings and Hardware for the Left Side mounting only

For a Kit packaged in our distinctive **EMPI 3-Color Box**, always remember to order with "-K".

Where O.E.M. Bushings are manufactured in Polyurethane for better performance and longevity, **EMPI manufactures Polyurethane Bushings.**

Packaging:

All Bushing Kits are packaged in our distinctive **EMPI 3-Color Box**.

Example:

- 88-2282-K Complete Bushings Kit - Left & Right Side, 91-99 Ford Escort (Ford Design), 2 pcs.
- 88-2037-K Bushing Kit - Left Side Only, 91-99 Ford Escort (Ford Design), 1 pc.
- 88-2038-K Bushing Kit - Right Side Only, 91-99 Ford Escort (Ford Design), 1 pc.



88-2037-K
Right Side

88-2282-K
Complete Kit

88-2038-K
Left Side



88-2033-K



88-2050-K

R & P Bushings



R & P MOUNTING BUSHING KITS

MODEL

YEARS

SPECIFICATIONS

COMPLETE

LEFT

RIGHT

Acura

Integra	86-89 All	N/A	N/A	88-2060-K
---------	-----------------------	-----------	-----------	-----------

Buick

Century	97-00 All	88-2011-K	N/R	88-2011-K
Electra, Park Avenue	97-00 All	88-2011-K	N/R	88-2011-K
Regal	88-00 All	88-2011-K	N/R	88-2011-K
Riviera	95-99 All	88-2011-K	N/R	88-2011-K
Skylark	80-81 All	N/A	N/A	88-2001-K

Chevrolet

Camaro	93-00 All	88-2011-K	N/R	88-2011-K
Cavalier	95-00 All	88-2011-K	N/R	88-2011-K
Citation	80-81 All	N/A	N/A	88-2001-K
Corvette	97-00 All	88-2011-K	N/R	88-2011-K
Lumina	90-00 All	88-2011-K	N/R	88-2011-K
Malibu	97-00 All	88-2011-K	N/R	88-2011-K
Monte Carlo	95-00 All	88-2011-K	N/R	88-2011-K

Chevrolet SUV/Truck/Van

Venture	97-99 All	88-2011-K	N/R	88-2011-K
---------	-----------------------	-----------	-----------	-----------

Chrysler

Concorde	93-95 All	N/A	88-2085-K	N/A
LHS	94-95 All	N/A	88-2085-K	N/A
New Yorker	94-95 All	N/A	88-2085-K	N/A

Dodge

Intrepid	93-95 All	N/A	88-2085-K	N/A
----------	-----------------------	-----------	-----------	-----

Eagle

Vision	93-95 All	N/A	88-2085-K	N/A
--------	-----------------------	-----------	-----------	-----

Ford

Escort, EXP	91-00 Ford Design	88-2282-K	88-2037-K	88-2038-K
Escort ZX2	98-00 All	88-2282-K	88-2037-K	88-2038-K
Fairmont	80-83 All	88-2388-K	88-2304-K	88-2304-K
Granada	81-82 All	88-2388-K	88-2304-K	88-2304-K
LTD	83-86 All	88-2388-K	88-2304-K	88-2304-K
Mustang	74-76 All, (1 pc. Rubber Bushing)	88-2050-K	88-2304-K ^①	88-2304-K
	77-89 All, (1 pc. Rubber Bushing)	88-2388-K	88-2304-K	88-2304-K
	90-00 All, (2 pc. Rubber Bushing)	88-2032-K	88-2302-K	88-2302-K



R & P MOUNTING BUSHING KITS

MODEL

YEARS

SPECIFICATIONS

COMPLETE

LEFT

RIGHT

Ford (Continued)

Pinto	74-76All	88-2050-K	88-2304-K ^①	88-2304-K
	77-80All	88-2388-K	88-2304-K	88-2304-K
Thunderbird	80-97All, (1 pc. Rubber Bushing).....	88-2388-K	88-2304-K	88-2304-K
	80-97All, (2 pc. Polyurethane Bushing) ...	88-2033-K	88-2303-K	88-2303-K

① Note: Requires 2 Kits containing one Bushing & one Sleeve (74-76 Mustang & Pinto Left Side).

Ford SUV/Truck/Van

Aerostar	86-97All, (2 pc. Polyurethane Bushing) ...	88-2033-K	88-2303-K	88-2303-K
Windstar	95-00All, (2 pc. Polyurethane Bushing) ...	88-2033-K	88-2303-K	88-2303-K

Honda

Accord	76-81All	N/A	N/A	88-2055-K
	84-85All	N/A	N/A	
	86-89All	N/A	N/A	88-2073-K
Civic (Incl. Wagon)	85-87All	88-2310-K	88-2060-K	88-2060-K
Prelude	83-87All	N/A	N/A	88-2073-K
	88-912 Wheel Steering.....	N/A	N/A	88-2073-K

Infiniti

I30	96-00All	88-2279-K	88-2098-K	88-2093-K
-----	----------------------	-----------	-----------	-----------

Lexus

ES300	92-97All	N/A	88-2394-K	N/A
-------	----------------------	-----	-----------	-----

Lincoln

Continental	82-85All	88-2388-K	88-2304-K	88-2304-K
	86-87All	88-2032-K	88-2302-K	88-2302-K
Mark Series	84-89All, (1 pc. Rubber Bushing).....	88-2388-K	88-2304-K	88-2304-K
	90-92All, (2 pc. Rubber Bushing).....	88-2032-K	88-2302-K	88-2302-K
	93-98All, (2 pc. Polyurethane Bushing) ...	88-2033-K	88-2303-K	88-2303-K

Mercury

Bobcat	74-76All	88-2050-K	88-2304-K ^①	88-2304-K
	77-80All	88-2388-K	88-2304-K	88-2304-K
Capri	80-86All	88-2388-K	88-2304-K	88-2304-K
Cougar	80-97All, (1 pc. Rubber Bushing).....	88-2388-K	88-2304-K	88-2304-K
	80-97All, (2 pc. Polyurethane Bushing) ...	88-2033-K	88-2303-K	88-2303-K
Marquis	83-86All	88-2388-K	88-2304-K	88-2304-K
Tracer	91-00All, Ford Design.....	88-2282-K	88-2037-K	88-2038-K
Zephyr	78-83All	88-2388-K	88-2304-K	88-2304-K

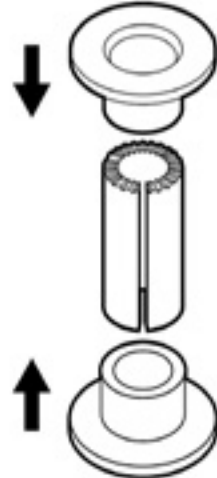
① Note: Requires 2 Kits containing one Bushing and one Sleeve (74-76 Bobcat Left Side).



R & P BUSHING KIT ILLUSTRATIONS



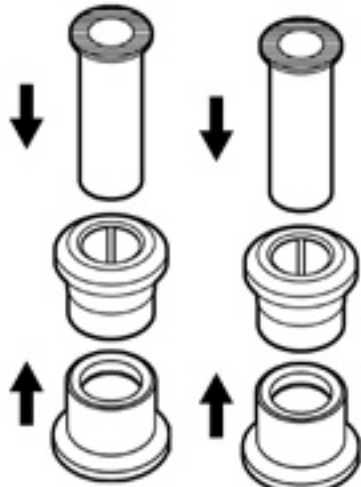
88-2001-K (1 Pc.)



88-2011-K (3 Pcs.)



88-2032-K (4 Pcs.)



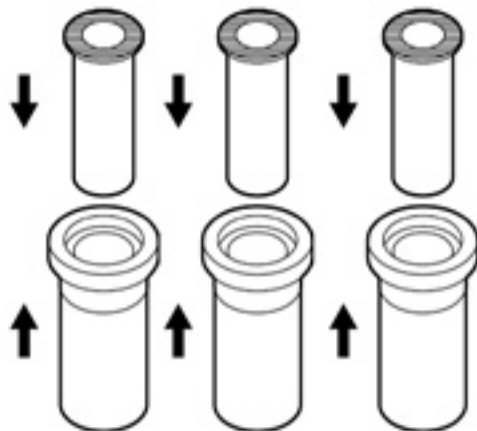
88-2033-K (6 Pcs.)



88-2037-K (1 Pc.)



88-2038-K (1 Pc.)



88-2050-K (6 Pcs.)




88-2055-K (1 Pc.)



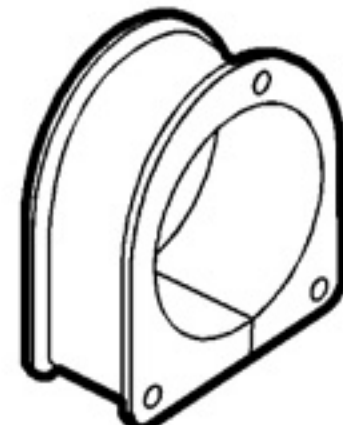
88-2060-K (1 Pc.)



88-2073-K (1 Pc.)



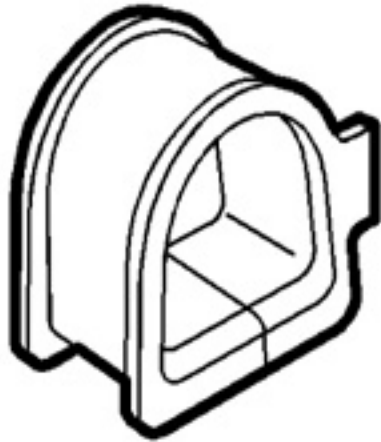
88-2085-K (1 Pc.)



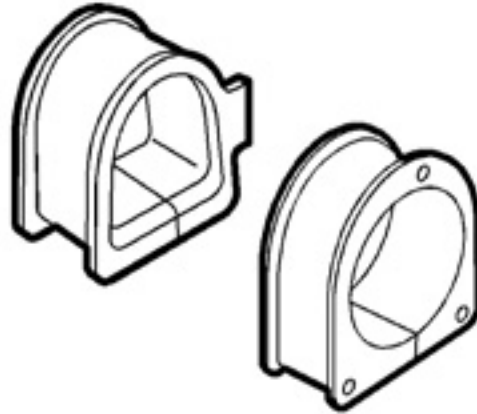
88-2093-K (1 Pc.)



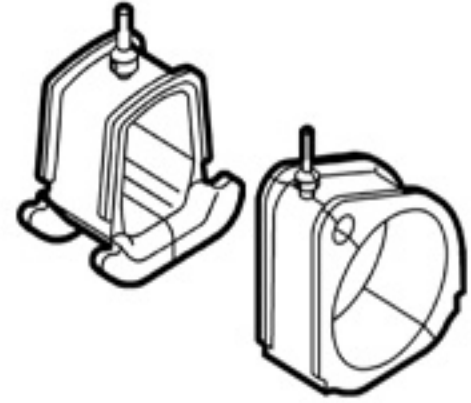
R & P BUSHING KIT ILLUSTRATIONS



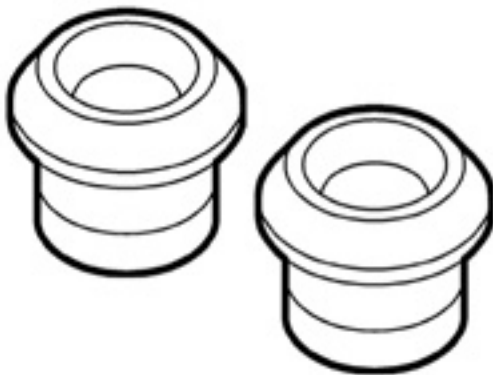
88-2098-K (1 Pcs.)



88-2279-K (2 Pcs.)



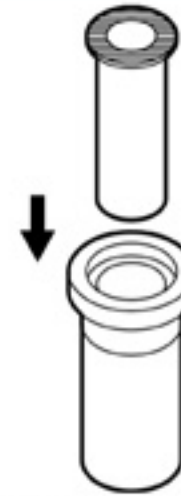
88-2282-K (2 Pcs.)



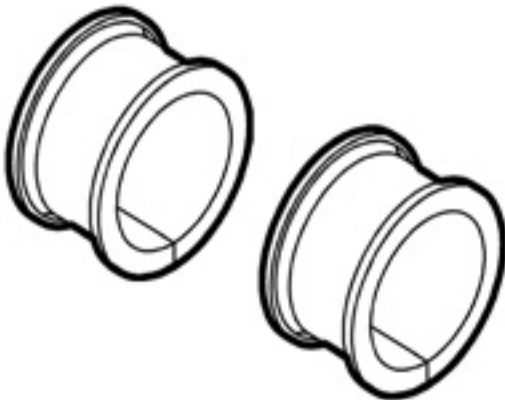
88-2302-K (2 Pcs.)



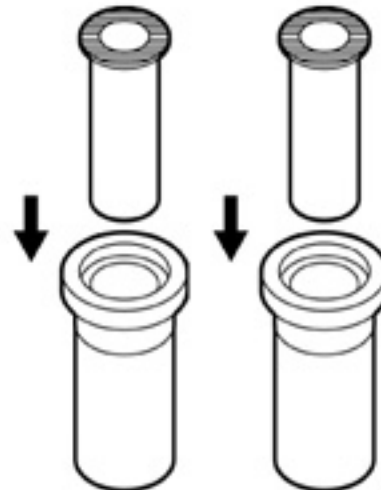
88-2303-K (3 Pcs.)



88-2304-K (2 Pcs.)



88-2310-K (2 Pcs.)



88-2388-K (4 Pcs.)



88-2394-K (3 Pcs.)



R & P BUSHING KITS BUYER'S GUIDE

PART #	APPLICATION	SIDE
88-2001-K	G.M.	Right
88-2011-K	G.M.	Complete Kit
88-2032-K	Ford, Lincoln	Complete Kit
88-2033-K	Ford, Lincoln, Mercury	Complete Kit
88-2037-K	Ford, Mercury	Left
88-2038-K	Ford, Mercury	Right
88-2050-K	Ford, Mercury	Complete Kit
88-2055-K	Honda	Right
88-2060-K	Acura, Honda	Left/Right
88-2073-K	Honda	Right
88-2085-K	Chrysler, Dodge, Eagle	Left
88-2093-K	Infiniti, Nissan	Left/Right
88-2098-K	Infiniti, Nissan	Left/Right
88-2279-K	Infiniti, Nissan	Complete Kit
88-2282-K	Ford, Mercury	Complete Kit
88-2302-K	Ford, Lincoln	Complete Kit
88-2303-K	Ford, Lincoln, Mercury	Complete Kit
88-2304-K	Ford, Lincoln, Mercury	Complete Kit
88-2310-K	Honda	Complete Kit
88-2388-K	Ford, Lincoln, Mercury	Complete Kit
88-2394-K	Lexus, Toyota	Left



**88-2037-K
Right Side**

**88-2282-K
Complete Kit**

**88-2038-K
Left Side**



CLUTCH ALIGNMENT TOOLS

The Clutch Alignment Tool Section includes Clutch Alignment Tools listed by Application, with technical data included for each tool within the listing. Also featured are Buyer's Guides by part number and by spline count.

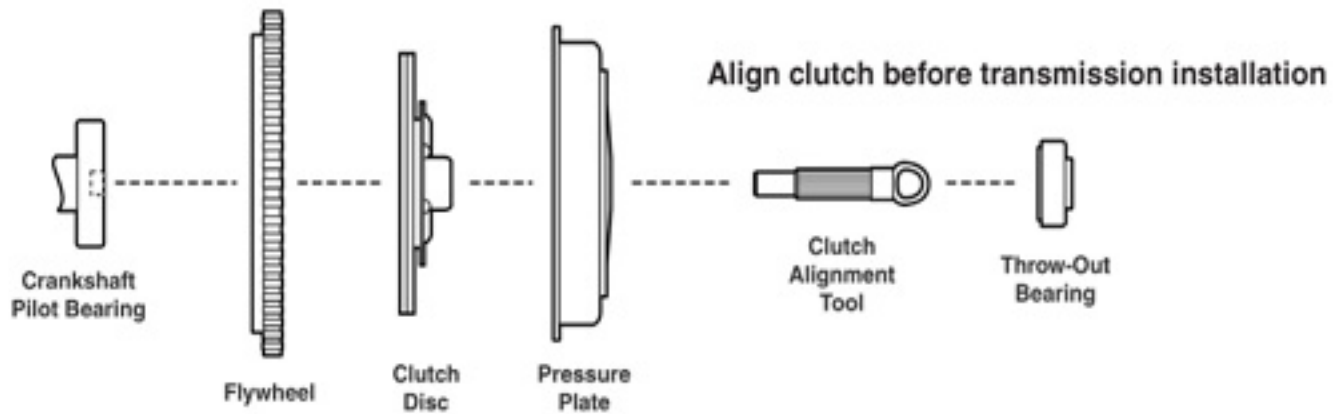
This tool makes a complicated job a cinch. When installing the pressure plate, this tool quickly and easily aligns the clutch disc, centering on the pilot bearing, for quick and error-free installation. Made of high-impact plastic with molded-in splines and peg board ring, these tools are made to be used again and again. Application coverage from the smallest Domestic/Import car to the heavy duty truck.

Packaging:


Product may be purchased on attractive **EMPI** 3-Color Display Cards or in "Bulk". To order Bulk product, simply order by the part number shown in this catalog. If you wish to order on skin cards, just add a "K" to the part number.

Example:

- 5302-0 Clutch Alignment Tool, Audi, Porsche, Volkswagen, Bulk
- 5302-K Clutch Alignment Tool, Audi, Porsche, Volkswagen, Skinpacked

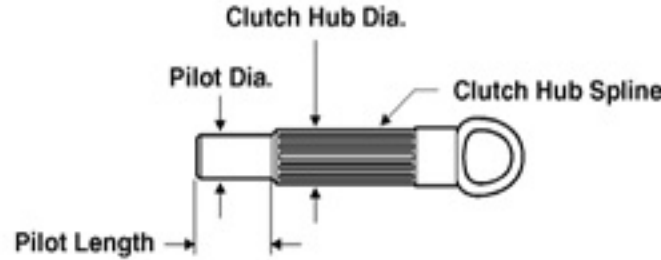


Clutch Alignment Tool aligns clutch components for ease of assembly.





CLUTCH ALIGNMENT TOOLS



MAKE & MODEL	YEARS	DESCRIPTION	CLUTCH HUB DIA & SPLINE	PILOT BEARING/BUSHING DIAMETER	LENGTH	PART #
American Motors						
Concord, Pacer, Spirit	75-79	23 Spline	1 x 23	.590	1.069	5311
Audi						
100 LS	70-77	All	13/16 x 24	.709	.847	5351
200 Turbo Quattro	90-91	Fr. Ch. #MC049109	13/16 x 24	.591	1.085	5302
	1989	To Ch. #MC049108	13/16 x 24	.709	.847	5351
4000	80-87	4 Cyl.	13/16 x 24	.591	1.085	5302
	80-87	5 Cyl.	13/16 x 24	.709	.847	5351
5000	78-88	All	13/16 x 24	.709	.847	5351
Coupe	81-87	All	13/16 x 24	.709	.847	5351
Fox	73-79	All	13/16 x 24	.591	1.085	5302
Quattro	82-85	2.2L	13/16 x 24	.709	.847	5351
Chevrolet/Geo SUV/Truck/Van						
Tracker	89-99	All	7/8 x 20	.393	.801	5393
Dodge						
Challenger	78-83	2.6L	1 x 23	.590	1.069	5311
	78-80	Wagon	1 x 23	.590	1.069	5311
Conquest	84-90	All	1 x 23	.590	1.069	5311
Omni, Charger, 024	78-90	460 Trans.	13/16 x 24	.669	.705	5378
Dodge SUV/Truck/Van						
D50, Ram 50, Raider	79-89	23 Spline	1 x 23	.590	1.069	5311
Ford						
Contour	95-99	All	1 x 23	.590	1.069	5311
Fairmont	78-83	2.3L	1 x 23	.590	1.069	5311
Granada	81-83	2.3L	1 x 23	.590	1.069	5311
Mustang (Exc. SVO & Turbo)	79-86	4 Cyl., (4 Spd. Trans.)	1 x 23	.590	1.069	5311
Pinto	71-80	23 Spline	1 x 23	.590	1.069	5311
Ford SUV/Truck/Van						
Aerostar	86-95	All	1 x 23	.590	1.069	5311
Bronco, Bronco II	84-91	All	1 x 23	.590	1.069	5311



CLUTCH ALIGNMENT TOOLS

MAKE & MODEL	YEARS	DESCRIPTION	CLUTCH HUB DIA & SPLINE	PILOT BEARING/BUSHING DIAMETER	LENGTH	PART #
Geo (See Chevrolet)						
Hyundai						
Stellar	87-92	Canada	1 x 23	.590	1.069	5311
Mazda						
626, MX-6	88-92	2.2L, (Turbo)	1 x 23	.590	1.069	5311
929	88-91	All	1 x 23	.590	1.069	5311
Mazda SUV/Truck/Van						
B2500, B2600, B3000, B4000	94-99	Gas, (Exc. 4.0L)	1 x 23	.590	1.069	5311
MPV	89-91	2WD, 4WD	1 x 23	.590	1.069	5311
Mercury						
Bobcat	74-80	All	1 x 23	.590	1.069	5311
Monterey, Parklane	1983	4 Cyl.	1 x 23	.590	1.069	5311
	70-78	Exc. 1.6L, Check Pilot Size	1 x 23	.590	1.069	5311
	79-87	2.3L, (Exc. Warner Trans)	1 x 23	.590	1.069	5311
Cougar, Montego	80-83	5 Spd. Trans.	1 x 23	.590	1.069	5311
	80-83	German Trans.	1 x 23	.590	1.069	5311
	1999	All	1 x 23	.590	1.069	5311
Merkur Scorpio	88-90	All	1 x 23	.590	1.069	5311
	80-83	2.3L	1 x 23	.590	1.069	5311
Mystique	95-99	All	1 x 23	.590	1.069	5311
Zephyr	79-83	2.3L	1 x 23	.590	1.069	5311
Mitsubishi						
Starion	83-89	All	1 x 23	.590	1.069	5311
Mitsubishi SUV/Truck/Van						
Montero, Montero Sport	83-89	2.6L	1 x 23	.590	1.069	5311
Pickup	83-96	2.0L, 2.4L, 2.6L, (Gas)	1 x 23	.590	1.069	5311
	83-86	2.4L, (Diesel)	1 x 23	.590	1.069	5311



CLUTCH ALIGNMENT TOOLS

MAKE & MODEL	YEARS	DESCRIPTION	CLUTCH HUB DIA & SPLINE	PILOT BEARING/BUSHING DIAMETER	LENGTH	PART #
Plymouth						
Arrow	79-80	2.6L	1 x 23	.590	1.069	5311
Conquest	84-86	All	1 x 23	.590	1.069	5311
Horizon, Duster, TC3, Turismo	78-83	VW Trans.	13/16 x 24	.669	.705	5378
Sapporo	78-83	23 Spline	1 x 23	.590	1.069	5311

Plymouth SUV/Truck/Van						
Arrow	79-86	23 Spline	1 x 23	.590	1.069	5311

Porsche						
356, A, B, C	50-63	All	13/16 x 24	.591	1.085	5302
	64-65	1.6L	13/16 x 24	.587	1.800	5335
911	65-69	All	13/16 x 24	.591	1.085	5302
	70-71	2.2L	13/16 x 24	.591	1.085	5302
912, 914	65-76	All	13/16 x 24	.587	1.800	5335
924, 924S	76-82	2.0L, (Exc. Turbo)	13/16 x 24	.591	1.085	5302

Suzuki						
Forsa (Canada Only)	85-93	All	7/8 x 20	.393	.801	5393

Suzuki SUV/Truck/Van						
Samurai	84-95	All	7/8 x 20	.393	.801	5393

Volkswagen



5302-K



5403-K



5415-K

* Note: Round plate type clutch tool. (Also available in bulk)

Beetle (New)	98-99	Gas	13/16 x 24	.782	1.070	5403 ①
Beetle, Ghia	49-79	Standard Trans.	13/16 x 24	.591	1.085	5302
	68-79	Auto Stick Trans.	13/16 x 21	.466	.894	5367
Cabriolet, Cabrio	85-98	All	13/16 x 24	.669	.705	5378 ①
Corrado, Passat	89-95	All	7/8 x 28	No Pilot	No Pilot	5415

① Note: Round plate type clutch tool.

Clutch Tools



CLUTCH ALIGNMENT TOOLS

MAKE & MODEL	YEARS	DESCRIPTION	CLUTCH HUB DIA & SPLINE	PILOT BEARING/BUSHING DIAMETER	LENGTH	PART #
Volkswagen (Continued)						
Dasher	73-81	Incl. Diesel	13/16 x 24	.591	1.085	5302
Fox	87-93	All	13/16 x 24	.591	1.085	5302
Golf	85-95	8 Valve, (Incl. Diesel)	7/8 x 28	.669	.705	5378 ①
	86-99	16 Valve, 6 Cyl.	13/16 x 24	.782	1.070	5403 ①
Jetta	80-97	8 Valve	7/8 x 28	.669	.705	5378 ①
	87-99	16 Valve, 6 Cyl.	13/16 x 24	.782	1.070	5403 ①
Quantum, Quantum Synchro	82-85	4 Cyl.	13/16 x 24	.591	1.085	5302
	83-88	5 Cyl.	13/16 x 24	.709	.847	5351
Rabbit (Incl. Pickup)	74-84	All	7/8 x 28	.669	.705	5378 ①
Scirocco	74-89	8 Valve	7/8 x 28	.669	.705	5378 ①
	86-89	16 Valve	13/16 x 24	.782	1.070	5403 ①
Type III, Fastback, Squareback,	62-73	1.5L, 1.6L	13/16 x 24	.591	1.085	5302
	71-74	1.8L	13/16 x 24	.587	1.800	5335
Type IV, 411, 412	71-74	All	13/16 x 24	.587	1.800	5335
① Note: Round plate type clutch tool.						

Volkswagen SUV/Truck/Van						
Transporter, Type II	50-71	All	13/16 x 24	.591	1.085	5302
	72-79	All	13/16 x 24	.587	1.800	5335
Vanagon	80-92	Exc. Diesel	13/16 x 24	.587	1.800	5335
	82-84	Diesel	13/16 x 24	.591	1.085	5302



5302-K

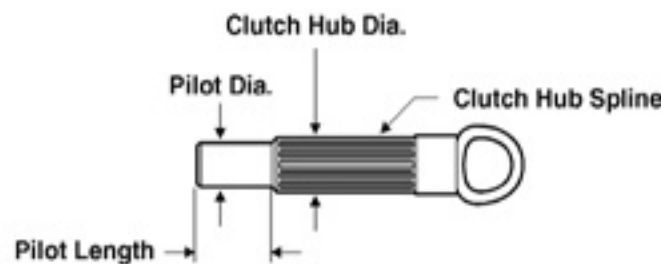


5403-K



5415-K

* Note: Round plate type clutch tool. (Also available in bulk)





CLUTCH TOOLS NUMERICAL LISTING

EMPI #	Make	Spline	Dia.
5302	Volkswagen (Broad Coverage)	24	13/16
5311	Broad Coverage	23	1
5335	Volkswagen (Broad Coverage)	24	13/16
5351	Audi, Volkswagen	24	13/16
5367	Volkswagen	21	13/16
5378	Dodge, Volkswagen (8 Valve)	24	13/16
5393	Suzuki	20	7/8
5403	Volkswagen (16 Valve)	24	13/16
5415	Audi, Volkswagen	28	7/8



CLUTCH TOOLS SORTED BY SPLINE

Spline	Make	Dia.	EMPI #
20	Suzuki	7/8	5393
21	Volkswagen	13/16	5367
23	Broad Coverage	1	5311
24	Audi, Volkswagen	13/16	5351
24	Dodge, Volkswagen (8 Valve)	13/16	5378
24	Volkswagen (16 Valve)	13/16	5403
24	Volkswagen (Broad Coverage)	13/16	5302
24	Volkswagen (Broad Coverage)	13/16	5335
28	Audi, Volkswagen	7/8	5415