



Fragola

Performance Systems



YOUR PERFORMANCE PLUMBING PARTNER
MASTER CATALOG 998000

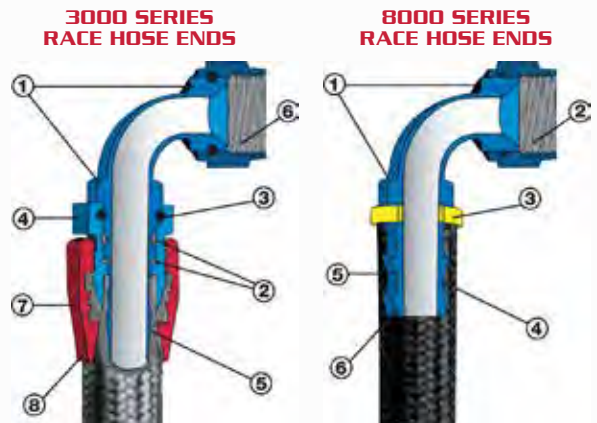
TABLE OF CONTENTS

| | |
|---|------------|
| Technical Specifications & Torque Table | Page 2 |
| Featured Products | Page 3 |
| EZ Street Hose Ends & Hoses | Page 4 |
| Series 2000 Pro-Flow Race Hose Ends | Page 5-7 |
| Series 2000 Expander Hose Ends | Page 8 |
| Series 2000 Reducer Hose Ends | Page 9 |
| Series 3000 Race Hose Ends | Page 10-12 |
| Series 3000 Direct-Fit Hose Ends | Page 13-14 |
| Sport Crimp Series Race Hose Ends/Low Profile | Page 15-16 |
| Premium Black Nylon Race Hose | Page 17 |
| 3000 Series Stainless hose | Page 18 |
| Series 8000 Push-Lite Race Hose Ends | Page 19 |
| Series 8000 Parker Push-Lok Hose | Page 20 |
| Series 8600-8700 Parker Push-Lok General Purpose Hose | Page 21 |
| Aluminum AN Adapters | Page 22-29 |
| Metric Adapters | Page 29 |
| Radius Fittings | Page 29 |
| Carburetor, Power Steering & Fuel Injection Adapters | Page 30-32 |
| Application Specific AN Adapters | Page 33 |
| Aluminum AN Adapters and Weld Bungs | Page 34-35 |
| E-Z Clamp Hose Ends | Page 36 |
| Nitrous Oxide and Fuel System Products | Page 36-37 |
| Aluminum Tubing | Page 38 |
| Steel AN Adapters | Page 39 |
| Power Steering Hose & Hose Ends | Page 40 |
| Real Street P.T.F.E. Hose Ends | Page 41 |
| Direct Fit Real Street Hose Ends | Page 42 |
| Series 6000 P.T.F.E. Hose | Page 43 |
| Reusable P.T.F.E. Hose Ends | Page 44 |
| Steel Brake Adapters | Page 45 |
| -2 Brake Lines | Page 46 |
| Factory Crimped & Tested P.T.F.E. Hose Assemblies | Page 47-49 |
| Pre-Made Nitrous Lines | Page 50-52 |
| Custom Hose Ordering Information | Page 53 |
| P.T.F.E. Crimp Components In Bulk | Page 54 |
| Premium Fuel Line Kits | Page 55-57 |
| Plumbing Kits, Fuel, and Replacement Parts | Page 58 |
| Caps, Plug, Seals & Inner Support Spring | Page 59 |
| Clamps, Washers & "O" Rings | Page 60 |
| AN Wrench Sets | Page 61 |
| Padded Line Clamps & Fire Sleeve | Page 61 |
| Special Plumbing Tools | Page 62-63 |
| Fragola P.O.P. Product Display | Page 64 |
| Clothing & Banner | Page 65 |
| Assembly Instructions | Page 66-67 |
| Part Number Index | Page 68-73 |

The use of the names Holley, Edelbrock, Demon, Carter, Ford, Chrysler and GM are for descriptive purposes only. Fragola Performance Systems has no connection with those companies whatsoever.

WHERE ENGINEERING COUNTS!

Hose ends may look like simple devices, but at FPS we take them very seriously. We have spent several years researching, testing and retesting to perfect the production of what we feel is the finest hose end available. Period! We hope that you will agree.



1 Unique ONE-PIECE design eliminates two brazed joints, minimizing potential leakage, improving flow and appearance.

2 Two Viton "O" rings form a redundant seal to ensure no-leak service for the life of the part and are impervious to fuel, oil and coolant.

3 Stainless steel lock wires prevent galling and provide long service.

4 Wider wrenching surface for a no-slip installation.

5 Tapered nipple for easy alignment and installation.

6 J gauge threads for increased strength and durability.

7 Bright dipped anodizing for a show quality finish.

8 Improved entry angle on the socket, allows for easy installation.

1 Unique ONE-PIECE design eliminates two brazed joints, minimizing potential leakage, improving flow and appearance.

2 The correct AN specified "J-Thread" for ease of installation and trouble-free reuse.

3 Lightweight polymer cap provides positive stop for hose installation, and covers cut end of the hose.

4 Hose barb dimensions per S.A.E. standards.

5 Bright dip anodizing for a show quality finish. All Push-Lite hose ends are manufactured from aerospace-quality aluminum and machined to mil spec tolerances.

6 Tapered nipple for easy alignment and installation.







All Fragola Performance Systems Hose Ends are manufactured from aerospace-quality aluminum and machined to mil spec tolerances.



TECHNICAL INFORMATION









NPT THREADS

Use the profiles below to determine the correct NPT thread before ordering. The corresponding chart displays the pipe thread size, the number of threads per inch, the inner diameter of the fitting, and the closest AN thread.

| | | | | | | |
|---|---|---|------------------|------------------|--------------|-------------------------|
|  |  |  | Pipe Thread Size | Threads Per Inch | Fitting I.D. | Closest AN Fitting Size |
| | | | 1/8" | 27 | 1/8" | 4 |
| | | | 1/4" | 18 | 1/4" | 6 |
| | | | 3/8" | 18 | 3/8" | 8 |
| | | | 1/2" | 14 | 1/2" | 10 |
|  |  |  | 3/4" | 14 | 3/4" | 12 |
| | | | 1" | 11.5 | 1" | 16 |
| | | | 1 1/4" | 11.5 | 1 1/4" | 20 |

AN THREADS

Use the profiles below to determine the correct AN thread before ordering. The corresponding chart displays the outer diameter of the metal tube and thread size.

| | | | | | |
|---|---|---|---------|-----------------|----------------|
|  |  |  | AN Size | Metal Tube O.D. | Thread Size |
| | | | -3 | 3/16" | 3/8-24 UNJF |
| | | | -4 | 1/4" | 7/16-20 UNJF |
| | | | -6 | 3/8" | 9/16-18 UNJF |
| | | | -8 | 1/2" | 3/4-16 UNJF |
| | | | -10 | 5/8" | 7/8-14 UNJF |
|  |  |  | -12 | 3/4" | 1 1/16-12 UNJF |
| | | | -16 | 1" | 1 5/16-12 UNJF |
| | | | -20 | 1 1/4" | 1 5/8-12 UNJF |
| |  |  | | | |

TORQUE SPECIFICATIONS

Many people over tighten the aluminum fitting on the adapter, which distorts the 37 degree seat, and may cause a leak. Both the threads and the seat surface should have a drop or two of oil to smooth the tightening process. The maximum torque specifications are listed here. (An alternate method of tightening is to bring the nut to "hand tight" and then rotate it another 1/4 turn with the proper wrench.)

| Fitting Size | Max Torque in Foot Pounds | Fitting Size | Max Torque in Foot Pounds |
|--------------|---------------------------|--------------|---------------------------|
| -3 | 8.75 | -10 | 35 |
| -4 | 11.5 | -12 | 45 |
| -6 | 16.25 | -16 | 70 |
| -8 | 29 | -20 | 85 |

SIZE CHART

| AN Size | AN Thread | | Pipe Thread | | B-Nut Hex | |
|---------|---------------|----------------------|-------------|-----------------|-----------|--------------|
| | Tube Diameter | Thread Size (S.A.E.) | Pipe Thread | Thread Per Inch | AN Size | Hex Diameter |
| -2 | 1/8" | 5/16-24 | 1/16" | 27 | | |
| -3 | 3/16" | 3/8-24 | 1/8" | 27 | -3 | 1/2" |
| -4 | 1/4" | 7/16-20 | 1/4" | 18 | -4 | 9/16" |
| -6 | 3/8" | 9/16-18 | 3/8" | 18 | -6 | 11/16" |
| -8 | 1/2" | 3/4-16 | 1/2" | 14 | -8 | 7/8" |
| -10 | 5/8" | 7/8-14 | 3/4" | 14 | -10 | 1" |
| -12 | 3/4" | 1 1/16-12 | 1" | 11 | -12 | 1 1/4" |
| -16 | 1" | 1 5/16-12 | | | -16 | 1 1/2" |
| -20 | 1 1/4" | 1 5/8-12 | | | -20 | 1 7/8" |
| -24 | 1 1/2" | 1 7/8-12 | | | | |
| -28 | 1 3/4" | 2 1/4-12 | | | | |
| -32 | 2" | 2 1/2-12 | | | | |

FEATURED PRODUCTS

| | <u>Part Number</u> | <u>Description</u> | <u>Page</u> |
|---|--------------------|---|-------------|
|  | 750106BL | EZ Street Hose Ends | 4 |
|  | 733006 | EZ Street Fuel Hose | 4 |
|  | 223010BLRAD | 2000 Series Direct Fit Hose Ends | 7 |
|  | 220105BL | 2000 Series Pro-Flow Expander Hose Ends | 8 |
|  | 220107BL | 2000 Series Reducer Hose Ends | 9 |
|  | 200107BL | Reducer Push-Lite Hose Ends | 19 |
|  | 484205BL | Aluminum & Steel AN Adapters | 35 |
|  | 493020BL | 1/8 FPT X 16 X 1.5 MM LS Temp Probe Adapter | 34 |
|  | 940003BL | 10AN 3 Port Fuel Log | 37 |
|  | 312010BL | "EXT"-Extreme Black Covered Brake Lines | 50 |

NEW

EZ STREET HOSE ENDS

Our EZ Street Hose Ends are the perfect solution for the automotive enthusiast looking to upgrade their fuel system with aftermarket hose and hose ends. They have been designed to be used with today's pump gas, E85, E98, Diesel, Methanol, or other Ethanol Blends. Features

- Manufactured in Southington, Connecticut with a single hose retention barb made to SAE specifications. This allows this series of hose ends to work on virtually any SAE 30R9 or 30R10 Low Permeation Fuel Hose, (Including our New EZ Street 30R9 Hose).
- Black bright dip anodized for good looks and long lasting protection.
- Double-swivel design allows for clocking during installation.
- Available in standard size -6 AN, (3/8") and -8 AN, (1/2") for higher horsepower applications.

Need to convert from a standard 5/16" barb to -6AN on your stock tank? Use our P/N 484205BL to ease installation.



STRAIGHT EZ STREET HOSE ENDS

| | |
|-------------|----------|
| Size | Black |
| -6AN X 3/8" | 750106BL |
| -8AN X 1/2" | 750108BL |



30° EZ STREET HOSE ENDS

| | |
|-------------|----------|
| Size | Black |
| -6AN X 3/8" | 753006BL |
| -8AN X 1/2" | 753008BL |



45° EZ STREET HOSE ENDS

| | |
|-------------|----------|
| Size | Black |
| -6AN X 3/8" | 754506BL |
| -8AN X 1/2" | 754508BL |



60° EZ STREET HOSE ENDS

| | |
|-------------|----------|
| Size | Black |
| -6AN X 3/8" | 756006BL |
| -8AN X 1/2" | 756008BL |



90° EZ STREET HOSE ENDS

| | |
|--------------|----------|
| Size | Black |
| -6-AN X 3/8" | 759006BL |
| -8-AN X 1/2" | 759008BL |



120° EZ STREET HOSE ENDS

| | |
|-------------|----------|
| Size | Black |
| -6AN X 3/8" | 751206BL |
| -8AN X 1/2" | 751208BL |



150° EZ STREET HOSE ENDS

| | |
|-------------|----------|
| Size | Black |
| -6AN X 3/8" | 751506BL |
| -8AN X 1/2" | 751508BL |



180° EZ STREET HOSE ENDS

| | |
|-------------|----------|
| Size | Black |
| -6AN X 3/8" | 751806BL |
| -8AN X 1/2" | 751808BL |

NEW


EZ STREET LOW PERMEATION FUEL HOSE

Compatible with all of today's pump gas, our new EZ Street Hose will be right at home on your car using E85, E98, Diesel, Methanol, or other Ethanol Blended Fuels.

Manufactured to SAE 30R9 Specifications, the Hose features a Nitrile based tube that prevents 99% of hydrocarbon fuel vapors from escaping. This drastically reduces fuel odors over standard synthetic rubber hose used in the automotive racing industry.

It also features an Aramid Reinforcing Braid that keeps the hose from collapsing while routing through the car and it makes it suitable for use in both carbureted and fuel injected applications up to 175 PSI. Operating range of -29°F to +275°F

Available in standard size -6 AN, (3/8") and -8 AN, (1/2") for higher horsepower applications.



| AN Size | Nom I.D. | Nom O.D. | Bulk Per FT. | 3 FT. Roll | 6 FT. Roll | 10 FT. Roll | 15 FT. Roll | 20 FT. Roll |
|---------|----------|----------|--------------|------------|------------|-------------|-------------|-------------|
| -6 | .3/8" | .620" | 730006 | 733006 | 736006 | 731006 | 731506 | 732006 |
| -8 | 1/2" | .790" | 730008 | 733008 | 736008 | 731008 | 731508 | 732008 |

PUSH LOK CLAMP and PLIERS

These lightweight stainless steel band clamps are "just the ticket" for push on applications that will see elevated pressures or temperatures. With a simple squeeze of the pliers you can add the extra measure of protection to any push-on hose assembly. Sold in pairs by hose size.



| | |
|--------------|--------|
| Clamp Pliers | 999150 |
| -6 - Pair | 999156 |
| -8 - Pair | 999158 |

SERIES 2000 PRO-FLOW HOSE ENDS



SERIES 3000 HOSE ENDS



SERIES 2000 HOSE ENDS

The Series 2000 Pro Flow Hose Ends differ from the Series 3000 Hose Ends in the fact that they feature the "single nipple" method of hose attachment. With the "single nipple" style, the socket draws the hose over a long tapered single nipple. The sealing feature is the crush of the hose between the inside of the socket and the outside of the nipple. With this style of hose end, reusing it is a breeze. There is no sliver of cut hose to remove before reinstalling the hose end on a new piece of hose. Use with black nylon race hose on pg.17 or our Series 3000 Stainless Race Hose on pg.18.



STRAIGHT HOSE ENDS

| Hose Size | Part Number | Black | Chrome |
|-----------|-------------|----------|----------|
| -4 | 220104 | 220104BL | N/A |
| -6 | 220106 | 220106BL | 220106CH |
| -8 | 220108 | 220108BL | 220108CH |
| -10 | 220110 | 220110BL | 220110CH |
| -12 | 220112 | 220112BL | 220112CH |
| -16 | 220116 | 220116BL | N/A |



30° HOSE ENDS

| Hose Size | Part Number | Black | Chrome |
|-----------|-------------|----------|--------|
| -4* | 223004 | 223004BL | N/A |
| -6 | 223006 | 223006BL | N/A |
| -8 | 223008 | 223008BL | N/A |
| -10 | 223010 | 223010BL | N/A |
| -12 | 223012 | 223012BL | N/A |
| -16 | 223016 | 223016BL | N/A |



45° HOSE ENDS

| Hose Size | Part Number | Black | Chrome |
|-----------|-------------|----------|----------|
| -4* | 224504 | 224504BL | N/A |
| -6 | 224506 | 224506BL | 224506CH |
| -8 | 224508 | 224508BL | 224508CH |
| -10 | 224510 | 224510BL | 224510CH |
| -12 | 224512 | 224512BL | 224512CH |
| -16 | 224516 | 224516BL | N/A |



60° HOSE ENDS

| Hose Size | Part Number | Black | Chrome |
|-----------|-------------|----------|--------|
| -4* | 226004 | 226004BL | N/A |
| -6 | 226006 | 226006BL | N/A |
| -8 | 226008 | 226008BL | N/A |
| -10 | 226010 | 226010BL | N/A |
| -12 | 226012 | 226012BL | N/A |
| -16 | 226016 | 226016BL | N/A |

*Please note that our -4 hose ends are non-swivel

SERIES 2000 HOSE ENDS

The Series 2000 Pro Flow Hose Ends differ from the Series 3000 Hose Ends in the fact that they feature the "single nipple" method of hose attachment. With the "single nipple" style, the socket draws the hose over a long tapered single nipple. The sealing feature is the crush of the hose between the inside of the socket and the outside of the nipple. With this style of hose end, reusing it is a breeze. There is no sliver of cut hose to remove before reinstalling the hose end on a new piece of hose. Use with black nylon race hose on pg.17 or our Series 3000 Stainless Race Hose on pg. 18.



90° HOSE ENDS

| Hose Size | Part Number | Black | Chrome |
|-----------|-------------|----------|----------|
| -4* | 229004 | 229004BL | N/A |
| -6 | 229006 | 229006BL | 229006CH |
| -8 | 229008 | 229008BL | 229008CH |
| -10 | 229010 | 229010BL | 229010CH |
| -12 | 229012 | 229012BL | 229012CH |
| -16 | 229016 | 229016BL | N/A |



120° HOSE ENDS

| Hose Size | Part Number | Black | Chrome |
|-----------|-------------|----------|--------|
| -4* | 231204 | 231204BL | N/A |
| -6 | 231206 | 231206BL | N/A |
| -8 | 231208 | 231208BL | N/A |
| -10 | 231210 | 231210BL | N/A |
| -12 | 231212 | 231212BL | N/A |
| -16 | 231216 | 231216BL | N/A |



150° HOSE ENDS

| Hose Size | Part Number | Black | Chrome |
|-----------|-------------|----------|--------|
| -4* | 231504 | 231504BL | N/A |
| -6 | 231506 | 231506BL | N/A |
| -8 | 231508 | 231508BL | N/A |
| -10 | 231510 | 231510BL | N/A |
| -12 | 231512 | 231512BL | N/A |
| -16 | 231516 | 231516BL | N/A |



180° HOSE ENDS

| Hose Size | Part Number | Black | Chrome |
|-----------|-------------|----------|--------|
| -4* | 231804 | 231804BL | N/A |
| -6 | 231806 | 231806BL | N/A |
| -8 | 231808 | 231808BL | N/A |
| -10 | 231810 | 231810BL | N/A |
| -12 | 231812 | 231812BL | N/A |
| -16 | 231816 | 231816BL | N/A |

*Please note that our -4 hose ends are non-swivel



Rune Skredsvig
Fittings Of Norway

SERIES 2000 DIRECT FIT HOSE ENDS

In some applications the extra height of the adapter makes the installation very tight. Direct Fit Hose Ends help shave valuable inches in tight applications. Fragola Performance Systems Series 2000 Pro Flow Hose Ends feature the "single nipple" method of hose attachment. With the "single nipple" style, the socket draws over the hose between the inside of the socket and outside of the nipple. Making installation and reusing the hose ends a breeze.



30° DIRECT FIT TUBE-STYLE HOSE ENDS

| Hose Size | Thread | Part Number |
|-----------|----------------|-------------|
| -10 | 7/8-14 (10) | 223010BLRAD |
| -12 | 1 1/16-12 (12) | 223012BLRAD |



90° DIRECT FIT TUBE-STYLE HOSE ENDS

| Hose Size | Thread | Part Number |
|-----------|----------------|-------------|
| -10 | 7/8-14 (10) | 229010BLRAD |
| -12 | 1 1/16-12 (12) | 229012BLRAD |



45° DIRECT FIT TUBE-STYLE HOSE ENDS

| Hose Size | Thread | Part Number |
|-----------|----------------|-------------|
| -10 | 7/8-14 (10) | 224510BLRAD |
| -12 | 1 1/16-12 (12) | 224512BLRAD |



120° DIRECT FIT TUBE-STYLE HOSE ENDS

| Hose Size | Thread | Part Number |
|-----------|----------------|-------------|
| -10 | 7/8-14 (10) | 231210BLRAD |
| -12 | 1 1/16-12 (12) | 231212BLRAD |



60° DIRECT FIT TUBE-STYLE HOSE ENDS

| Hose Size | Thread | Part Number |
|-----------|----------------|-------------|
| -10 | 7/8-14 (10) | 226010BLRAD |
| -12 | 1 1/16-12 (12) | 226012BLRAD |



150° DIRECT FIT TUBE-STYLE HOSE ENDS

| Hose Size | Thread | Part Number |
|-----------|----------------|-------------|
| -10 | 7/8-14 (10) | 231510BLRAD |
| -12 | 1 1/16-12 (12) | 231512BLRAD |



180° DIRECT FIT TUBE-STYLE HOSE ENDS

| Hose Size | Thread | Part Number |
|-----------|----------------|-------------|
| -10 | 7/8-14 (10) | 231810BLRAD |
| -12 | 1 1/16-12 (12) | 231812BLRAD |



SERIES 2000 EXPANDER PRO-FLOW HOSE ENDS

In some applications space to change from one hose size to the next just isn't there. Fragola Performance Systems 2000 Series, Expander Pro-Flow Hose Ends shave off valuable inches in these tight applications.

Series 2000 Pro Flow Hose Ends feature the "single nipple" method of hose attachment. With the "single nipple" style, the socket draws over the hose between the inside of the socket and outside of the nipple. Making installation and reusing the hose ends a breeze.



STRAIGHT HOSE ENDS

| Description | Part Number | Black |
|--------------------|-------------|----------|
| -6 Nut X -8 Hose | 220105 | 220105BL |
| -10 Nut X -12 Hose | 220111 | 220111BL |
| -12 Nut X -16 Hose | 220113 | 220113BL |



90° HOSE ENDS

| Description | Part Number | Black |
|--------------------|-------------|----------|
| -6 Nut X -8 Hose | 229005 | 229005BL |
| -10 Nut X -12 Hose | 229011 | 229011BL |
| -12 Nut X -16 Hose | 229013 | 229013BL |



30° HOSE ENDS

| Description | Part Number | Black |
|--------------------|-------------|----------|
| -6 Nut X -8 Hose | 223005 | 223005BL |
| -10 Nut X -12 Hose | 223011 | 223011BL |
| -12 Nut X -16 Hose | 223013 | 223013BL |



120° HOSE ENDS

| Description | Part Number | Black |
|--------------------|-------------|----------|
| -6 Nut X -8 Hose | 231205 | 231205BL |
| -10 Nut X -12 Hose | 231211 | 231211BL |
| -12 Nut X -16 Hose | 231213 | 231213BL |



45° HOSE ENDS

| Description | Part Number | Black |
|--------------------|-------------|----------|
| -6 Nut X -8 Hose | 224505 | 224505BL |
| -10 Nut X -12 Hose | 224511 | 224511BL |
| -12 Nut X -16 Hose | 224513 | 224513BL |



150° HOSE ENDS

| Description | Part Number | Black |
|--------------------|-------------|----------|
| -6 Nut X -8 Hose | 231505 | 231505BL |
| -10 Nut X -12 Hose | 231511 | 231511BL |
| -12 Nut X -16 Hose | 231513 | 231513BL |



60° HOSE ENDS

| Description | Part Number | Black |
|--------------------|-------------|----------|
| -6 Nut X -8 Hose | 226005 | 226005BL |
| -10 Nut X -12 Hose | 226011 | 226011BL |
| -12 Nut X -16 Hose | 226013 | 226013BL |



180° HOSE ENDS

| Description | Part Number | Black |
|--------------------|-------------|----------|
| -6 Nut X -8 Hose | 231805 | 231805BL |
| -10 Nut X -12 Hose | 231811 | 231811BL |
| -12 Nut X -16 Hose | 231813 | 231813BL |

SERIES 2000 REDUCER PRO-FLOW HOSE ENDS

In some applications space to change from one hose size to the next just isn't there. Fragola Performance Systems 2000 Series, Reducer Pro-Flow Hose Ends shave off valuable inches in these tight applications.

Series 2000 Pro Flow Hose Ends feature the "single nipple" method of hose attachment. With the "single nipple" style, the socket draws over the hose between the inside of the socket and outside of the nipple. Making installation and reusing the hose ends a breeze.




STRAIGHT HOSE ENDS

| Description | Part Number | Black |
|--------------------|-------------|----------|
| -8 Nut X -6 Hose | 220107 | 220107BL |
| -10 Nut X -8 Hose | 220109 | 220109BL |
| -16 Nut X -12 Hose | 220115 | 220115BL |



90° HOSE ENDS

| Description | Part Number | Black |
|--------------------|-------------|----------|
| -8 Nut X -6 Hose | 229007 | 229007BL |
| -10 Nut X -8 Hose | 229009 | 229009BL |
| -16 Nut X -12 Hose | 229015 | 229015BL |



30° HOSE ENDS

| Description | Part Number | Black |
|--------------------|-------------|----------|
| -8 Nut X -6 Hose | 223007 | 223007BL |
| -10 Nut X -8 Hose | 223009 | 223009BL |
| -16 Nut X -12 Hose | 223015 | 223015BL |



120° HOSE ENDS

| Description | Part Number | Black |
|--------------------|-------------|----------|
| -8 Nut X -6 Hose | 231207 | 231207BL |
| -10 Nut X -8 Hose | 231209 | 231209BL |
| -16 Nut X -12 Hose | 231215 | 231215BL |



45° HOSE ENDS

| Description | Part Number | Black |
|--------------------|-------------|----------|
| -8 Nut X -6 Hose | 224507 | 224507BL |
| -10 Nut X -8 Hose | 224509 | 224509BL |
| -16 Nut X -12 Hose | 224515 | 224515BL |



150° HOSE ENDS

| Description | Part Number | Black |
|--------------------|-------------|----------|
| -8 Nut X -6 Hose | 231507 | 231507BL |
| -10 Nut X -8 Hose | 231509 | 231509BL |
| -16 Nut X -12 Hose | 231515 | 231515BL |



60° HOSE ENDS

| Description | Part Number | Black |
|--------------------|-------------|----------|
| -8 Nut X -6 Hose | 226007 | 226007BL |
| -10 Nut X -8 Hose | 226009 | 226009BL |
| -16 Nut X -12 Hose | 226015 | 226015BL |



180° HOSE ENDS

| Description | Part Number | Black |
|--------------------|-------------|----------|
| -8 Nut X -6 Hose | 231807 | 231807BL |
| -10 Nut X -8 Hose | 231809 | 231809BL |
| -16 Nut X -12 Hose | 231815 | 231815BL |

SERIES 3000 RACE HOSE ENDS

Fragola Performance Systems Series 3000 Hose Ends feature the "cutter" method of hose attachment. The socket draws the hose over the nipple and into the cutter. The seal is formed by the cutter imbedding itself into the end of the hose. If no color is specified, the standard part number is for the regular red and blue. Use these Hose Ends with our 3000 Series Stainless Race hose, (page 18) or our Black Nylon Race Hose, (Page 17)



STRAIGHT BANJO HOSE ENDS WITH INTEGRAL BANJO BOLT

Secures banjo with snap ring. Black only.

| Hose Size | Part Number | Bolt Thread |
|-----------|-------------|-------------|
| -6 | 100006BL | 9/16-18 |
| -8 | 100008BL | 3/4-16 |
| -10 | 100010BL | 7/8-14 |
| -12 | 100012BL | 1 1/16-12 |
| -16 | 100016BL | 1 5/16-12 |
| -16 | 100017BL | 1 5/16-12* |

*Secures banjo with special nut, for EZ between round maintenance.



STRAIGHT HOSE ENDS

| Hose Size | Part Number | Black | Clear |
|-----------|-------------|----------|----------|
| -4 | 100104 | 100104BL | 100104CL |
| -6 | 100106 | 100106BL | 100106CL |
| -8 | 100108 | 100108BL | 100108CL |
| -10 | 100110 | 100110BL | 100110CL |
| -12 | 100112 | 100112BL | 100112CL |
| -16 | 100116 | 100116BL | 100116CL |
| -20 | 100120 | 100120BL | N/A |



30° HOSE ENDS-BENT TUBE

| Hose Size | Part Number | Black | Clear |
|-----------|-------------|----------|----------|
| -4* | 103004 | 103004BL | 103004CL |
| -6 | 103006 | 103006BL | 103006CL |
| -8 | 103008 | 103008BL | 103008CL |
| -10 | 103010 | 103010BL | 103010CL |
| -12 | 103012 | 103012BL | 103012CL |
| -16 | 103016 | 103016BL | 103016CL |



45° HOSE ENDS-BENT TUBE

| Hose Size | Part Number | Black | Clear |
|-----------|-------------|----------|----------|
| -4* | 104504 | 104504BL | 104504CL |
| -6 | 104506 | 104506BL | 104506CL |
| -8 | 104508 | 104508BL | 104508CL |
| -10 | 104510 | 104510BL | 104510CL |
| -12 | 104512 | 104512BL | 104512CL |
| -16 | 104516 | 104516BL | 104516CL |

*Please note our -4 hose ends are non-swivel

SERIES 3000 RACE HOSE ENDS



60° HOSE ENDS-BENT TUBE

| Hose Size | Part Number | Black | Clear |
|-----------|-------------|----------|----------|
| -4* | 106004 | 106004BL | 106004CL |
| -6 | 106006 | 106006BL | 106006CL |
| -8 | 106008 | 106008BL | 106008CL |
| -10 | 106010 | 106010BL | 106010CL |
| -12 | 106012 | 106012BL | 106012CL |
| -16 | 106016 | 106016BL | 106016CL |



90° HOSE ENDS-BENT TUBE

| Hose Size | Part Number | Black | Clear |
|-----------|-------------|----------|----------|
| -4* | 109004 | 109004BL | 109004CL |
| -6 | 109006 | 109006BL | 109006CL |
| -8 | 109008 | 109008BL | 109008CL |
| -10 | 109010 | 109010BL | 109010CL |
| -12 | 109012 | 109012BL | 109012CL |
| -16 | 109016 | 109016BL | 109016CL |
| -20 | 109020 | 109020BL | N/A |



120° HOSE ENDS-BENT TUBE

| Hose Size | Part Number | Black | Clear |
|-----------|-------------|----------|----------|
| -4* | 112004 | 112004BL | 112004CL |
| -6 | 112006 | 112006BL | 112006CL |
| -8 | 112008 | 112008BL | 112008CL |
| -10 | 112010 | 112010BL | 112010CL |
| -12 | 112012 | 112012BL | 112012CL |
| -16 | 112016 | 112016BL | 112016CL |



150° HOSE ENDS-BENT TUBE

| Hose Size | Part Number | Black | Clear |
|-----------|-------------|----------|----------|
| -4* | 115004 | 115004BL | 115004CL |
| -6 | 115006 | 115006BL | 115006CL |
| -8 | 115008 | 115008BL | 115008CL |
| -10 | 115010 | 115010BL | 115010CL |
| -12 | 115012 | 115012BL | 115012CL |
| -16 | 115016 | 115016BL | 115016CL |

*Please note our -4 hose ends are non-swivel

Robbie Scott
Rocket Racing



180° HOSE ENDS-BENT TUBE

| Hose Size | Part Number | Black | Clear |
|-----------|-------------|----------|----------|
| -4 | 118004 | 118004BL | 118004CL |
| -6 | 118006 | 118006BL | 118006CL |
| -8 | 118008 | 118008BL | 118008CL |
| -10 | 118010 | 118010BL | 118010CL |
| -12 | 118012 | 118012BL | 118012CL |
| -16 | 118016 | 118016BL | 118016CL |

SERIES 3000 RACE HOSE ENDS



45° HOSE ENDS LOW PROFILE

| Hose Size | Part Number | Black |
|-----------|-------------|----------|
| -6 | 104606 | 104606BL |
| -8 | 104608 | 104608BL |
| -10 | 104610 | 104610BL |
| -12 | 104612 | 104612BL |
| -16 | 104616 | 104616BL |
| -20 | 104620 | 104620BL |



90° HOSE ENDS LOW PROFILE

| Hose Size | Part Number | Black |
|-----------|-------------|----------|
| -6 | 109106 | 109106BL |
| -8 | 109108 | 109108BL |
| -10 | 109110 | 109110BL |
| -12 | 109112 | 109112BL |
| -16 | 109116 | 109116BL |
| -20 | 109120 | 109120BL |



Brandon Snider
2016 PDRA Pro Extreme Champion

SERIES 3000 DIRECT FIT HOSE ENDS

In some applications the extra height of the adapter makes the installation very tight. Direct Fit Hose Ends help shave valuable inches in tight applications. Fragola Performance Systems Series 3000 Hose Ends feature the "cutter" method of hose attachment. The socket draws the hose over the nipple and into the cutter. The seal is formed by the cutter imbedding itself into the end of the hose. Use these Hose Ends with our 3000 Series Stainless Race hose, (page 18) or our Black Nylon Race Hose, (Page 17)

STRAIGHT WITH AN THREADS

"O" rings included, replacements on page 60

| Hose Size | Thread | Part Number | Black |
|-----------|----------------|-------------|----------|
| -6 | 9/16-18 (6) | 180106 | 180106BL |
| -8 | 3/4-16 (8) | 180108 | 180108BL |
| -10 | 7/8-14 (10) | 180110 | 180110BL |
| -12 | 1 1/16-12 (12) | 180112 | 180112BL |
| -16 | 1 5/16-12 (16) | 180116 | 180116BL |
| -16 | 1 1/16-12 (12) | 180120 | 180120BL |
| -12 | 1 5/16-12 (16) | 180122 | 180122BL |



45° LOW PROFILE WITH AN THREADS

"O" rings included, replacements on page 60

| Hose Size | Thread | Part Number | Black |
|-----------|-----------------|-------------|----------|
| -6 | 7/16-20 (4) | 184564 | 184564BL |
| -6 | 9/16-18 (6) | 184506 | 184506BL |
| -6 | 9/16-24 (Demon) | 184567 | 184567BL |
| -6 | 1/2-20 | 184550 | 184550BL |
| -6 | 3/4-16 (8) | 184568 | 184568BL |
| -6 | 7/8-20 (Holley) | 184569 | 184569BL |
| -8 | 9/16-18 (6) | 184507 | 184507BL |
| -8 | 3/4-16 (8) | 184508 | 184508BL |
| -8 | 7/8-14 (10) | 184581 | 184581BL |
| -10 | 3/4-16 (8) | 184509 | 184509BL |
| -10 | 7/8-14 (10) | 184510 | 184510BL |
| -10 | 1 1/16-12 (12) | 184511 | 184511BL |
| -12 | 1 1/16-12 (12) | 184512 | 184512BL |
| -12 | 7/8-14 (10) | 184513 | 184513BL |
| -12 | 1 5/16-12 (16) | 184514 | 184514BL |
| -16 | 1 5/16-12 (16) | 184516 | 184516BL |



90° LOW PROFILE WITH AN THREADS

"O" rings included, replacements on page 60

| Hose Size | Thread | Part Number | Black |
|-----------|----------------|-------------|----------|
| -6 | 9/16-18 (6) | 189006 | 189006BL |
| -6 | 7/16-20 (4) | 189064 | 189064BL |
| -6 | 1/2-20 | 189050 | 189050BL |
| -6 | 3/4-16 (8) | 189068 | 189068BL |
| -8 | 9/16-18 (6) | 189007 | 189007BL |
| -8 | 3/4-16 (8) | 189008 | 189008BL |
| -8 | 7/8-14 (10) | 189081 | 189081BL |
| -10 | 3/4-16 (8) | 189009 | 189009BL |
| -10 | 7/8-14 (10) | 189010 | 189010BL |
| -10 | 1 1/16-12 (12) | 189011 | 189011BL |
| -12 | 1 1/16-12 (12) | 189012 | 189012BL |
| -12 | 7/8-14 (10) | 189013 | 189013BL |
| -12 | 1 5/16-12 (16) | 189014 | 189014BL |
| -16 | 1 5/16-12 (16) | 189016 | 189016BL |



SERIES 3000 DIRECT FIT HOSE ENDS

STRAIGHT WITH PIPE THREADS



| Hose Size | Thread | Part Number | Black |
|-----------|---------|-------------|----------|
| -6 | 1/4 NPT | 190106 | 190106BL |
| -6 | 1/8 NPT | 190162 | 190162BL |
| -6 | 3/8 NPT | 190166 | 190166BL |
| -8 | 1/4 NPT | 190107 | 190107BL |
| -8 | 3/8 NPT | 190108 | 190108BL |
| -8 | 1/2 NPT | 190168 | 190168BL |
| -10 | 3/4 NPT | 190109 | 190109BL |
| -10 | 1/2 NPT | 190110 | 190110BL |
| -10 | 3/8 NPT | 190111 | 190111BL |
| -12 | 3/4 NPT | 190112 | 190112BL |
| -12 | 1/2 NPT | 190113 | 190113BL |

45° LOW PROFILE WITH PIPE THREADS



| Hose Size | Thread | Part Number | Black |
|-----------|---------|-------------|----------|
| -6 | 1/4 NPT | 194506 | 194506BL |
| -6 | 1/8 NPT | 194562 | 194562BL |
| -6 | 3/8 NPT | 194566 | 194566BL |
| -6 | 1/2 NPT | 194568 | 194568BL |
| -8 | 1/4 NPT | 194507 | 194507BL |
| -8 | 3/8 NPT | 194508 | 194508BL |
| -8 | 1/2 NPT | 194588 | 194588BL |
| -10 | 3/4 NPT | 194509 | 194509BL |
| -10 | 1/2 NPT | 194510 | 194510BL |
| -10 | 3/8 NPT | 194511 | 194511BL |
| -12 | 3/4 NPT | 194512 | 194512BL |
| -12 | 1/2 NPT | 194513 | 194513BL |

90° LOW PROFILE WITH PIPE THREADS




| Hose Size | Thread | Part Number | Black |
|-----------|---------|-------------|----------|
| -6 | 1/4 NPT | 199006 | 199006BL |
| -6 | 1/8 NPT | 199062 | 199062BL |
| -6 | 3/8 NPT | 199066 | 199066BL |
| -6 | 1/2 NPT | 199068 | 199068BL |
| -8 | 1/4 NPT | 199007 | 199007BL |
| -8 | 3/8 NPT | 199008 | 199008BL |
| -8 | 1/2 NPT | 199088 | 199088BL |
| -10 | 3/4 NPT | 199009 | 199009BL |
| -10 | 1/2 NPT | 199010 | 199010BL |
| -10 | 3/8 NPT | 199011 | 199011BL |
| -12 | 3/4 NPT | 199012 | 199012BL |
| -12 | 1/2 NPT | 199013 | 199013BL |

SPORT-CRIMP HOSE ENDS

Fragola's Sport-Crimp Hose Ends share the same high quality design components as our 3000 Series Race Hose Ends. They feature a crimp collar, that threads onto the Hose End body. This assures the user of a perfect crimp connection every time. These Hose Ends are also adjustable in the field, due to Fragola's unique "double swivel" design.

One of the best features of our Sport-Crimp Hose Ends is that it has been designed to work with a more economical hose. Sport Crimp Fittings should be used with our 840000 Series Black Nylon Race Hose (page 17) or our 3000 Series Stainless Race Hose (page 18)

STRAIGHT HOSE ENDS



| AN Size | Part Number |
|---------|-------------|
| -4 | 3100104 |
| -6 | 3100106 |
| -8 | 3100108 |
| -10 | 3100110 |
| -12 | 3100112 |
| -16 | 3100116 |

90° HOSE ENDS



| AN Size | Part Number |
|---------|-------------|
| -4 | 3109004* |
| -6 | 3109006 |
| -8 | 3109008 |
| -10 | 3109010 |
| -12 | 3109012 |
| -16 | 3109016 |

30° HOSE ENDS



| AN Size | Part Number |
|---------|-------------|
| -6 | 3103006 |
| -8 | 3103008 |
| -10 | 3103010 |
| -12 | 3103012 |
| -16 | 3103016 |

90° HOSE ENDS, LOW PROFILE



| AN Size | Part Number |
|---------|-------------|
| -6 | 3109106 |
| -8 | 3109108 |
| -10 | 3109110 |
| -12 | 3109112 |
| -16 | 3109116 |

45° HOSE ENDS



| AN Size | Part Number |
|---------|-------------|
| -4 | 3104504* |
| -6 | 3104506 |
| -8 | 3104508 |
| -10 | 3104510 |
| -12 | 3104512 |
| -16 | 3104516 |

120° HOSE ENDS



| AN Size | Part Number |
|---------|-------------|
| -6 | 3112006 |
| -8 | 3112008 |
| -10 | 3112010 |
| -12 | 3112012 |
| -16 | 3112016 |

60° HOSE ENDS



| AN Size | Part Number |
|---------|-------------|
| -6 | 3106006 |
| -8 | 3106008 |
| -10 | 3106010 |
| -12 | 3106012 |
| -16 | 3106016 |

150° HOSE ENDS



| AN Size | Part Number |
|---------|-------------|
| -6 | 3115006 |
| -8 | 3115008 |
| -10 | 3115010 |
| -12 | 3115012 |
| -16 | 3115016 |

*Please note that our -4 hose ends are non-swivel

SPORT CRIMP FITTING SPECIFICATIONS

| AN Size | Black Nylon Race Hose & 3000 Series Stainless Hose Crimp Diameter +/- .005" | Crimp Length |
|---------|---|--------------|
| -4 | .480" | Full |
| -6 | .665" | Full |
| -8 | .750" | Full |
| -10 | .912" | Full |
| -12 | 1.090" | Full |
| -16 | 1.275" | Full |

180° HOSE ENDS



| AN Size | Part Number |
|---------|-------------|
| -6 | 3118006 |
| -8 | 3118008 |
| -10 | 3118010 |
| -12 | 3118012 |
| -16 | 3118016 |

SPORT-CRIMP DIRECT FIT & LOW PROFILE HOSE ENDS

In some applications the extra height of the adapter makes the installation very tight. Direct Fit & Low Profile Hose Ends help shave valuable inches in tight applications. Fragola Performance Systems Sport-Crimp Direct Fit & Low Profile Hose Ends feature a crimp collar that threads onto the Hose End body. This ensures the user of a perfect, concentric crimp every time. All of these hose ends feature Fragola's unique "double swivel" design so they are adjustable in the field.



30° HOSE ENDS

| Hose Size | Thread | Part Number |
|-----------|----------------|-------------|
| -10 | 7/8-14 (10) | 3103010RAD |
| -12 | 1 1/16-12 (12) | 3103012RAD |



90° HOSE ENDS

| Hose Size | Thread | Part Number |
|-----------|----------------|-------------|
| -10 | 7/8-14 (10) | 3109010RAD |
| -12 | 1 1/16-12 (12) | 3109012RAD |



45° HOSE ENDS

| Hose Size | Thread | Part Number |
|-----------|----------------|-------------|
| -10 | 7/8-14 (10) | 3104510RAD |
| -12 | 1 1/16-12 (12) | 3104512RAD |



120° HOSE ENDS

| Hose Size | Thread | Part Number |
|-----------|----------------|-------------|
| -10 | 7/8-14 (10) | 3112010RAD |
| -12 | 1 1/16-12 (12) | 3112012RAD |



60° HOSE ENDS

| Hose Size | Thread | Part Number |
|-----------|----------------|-------------|
| -10 | 7/8-14 (10) | 3106010RAD |
| -12 | 1 1/16-12 (12) | 3106012RAD |



150° HOSE ENDS

| Hose Size | Thread | Part Number |
|-----------|----------------|-------------|
| -10 | 7/8-14 (10) | 3115010RAD |
| -12 | 1 1/16-12 (12) | 3115012RAD |



REPLACEMENT CRIMP COLLARS

| Size | Part Number |
|------|-------------|
| -4 | 3100004S |
| -6 | 3100006S |
| -8 | 3100008S |
| -10 | 3100010S |
| -12 | 3100012S |
| -16 | 3100016S |



180° HOSE ENDS

| Hose Size | Thread | Part Number |
|-----------|----------------|-------------|
| -10 | 7/8-14 (10) | 3118010RAD |
| -12 | 1 1/16-12 (12) | 3118012RAD |



90° HOSE ENDS, LOW PROFILE - ORB

| Hose Size | Thread | Part Number |
|-----------|------------------|-------------|
| -6 | 9/16-18 (6) | 3109706 |
| -8 | 9/16-18 (6) | 3109707 |
| -8 | 3/4-16 (8) | 3109708 |
| -10 | 3/4-16 (8) | 3109709 |
| -10 | 7/8-14 (10) | 3109710 |
| -10 | 1 1-1/16-12 (12) | 3109711 |
| -6 | 3/4-16 (8) | 3109768 |
| -8 | 7/8-14 (10) | 3109781 |

90° HOSE ENDS, LOW PROFILE - NPT

| Hose Size | Thread | Part Number |
|-----------|---------|-------------|
| -6 | 1/4 NPT | 3109906 |
| -8 | 1/4 NPT | 3109907 |
| -8 | 3/8 NPT | 3109908 |
| -10 | 3/4 NPT | 3109909 |
| -10 | 1/2 NPT | 3109910 |
| -10 | 3/8 NPT | 3109911 |
| -6 | 1/8 NPT | 3109962 |
| -6 | 3/8 NPT | 3109966 |
| -6 | 1/2 NPT | 3109968 |
| -8 | 1/2 NPT | 3109988 |

PREMIUM BLACK NYLON RACE HOSE

PLEASE NOTE

On bulk lengths of hose over 20 feet, Fragola Performance Systems reserves the right to ship plus or minus 15% in length in order to reduce the number of unsaleable pieces in stock. If you need a specific length for your job, please notify your sales person of the minimum acceptable length.

Recommended for Motorsports applications, the black synthetic rubber core is resistant to oil, fuels, coolants, and alcohols.

- 500 PSI working pressure covers most oil, water, and fuel systems you may encounter.
- Reinforced with a single braid of bright corrosion resistant type 302 stainless steel wire braid.
- Operating range of -40° F to +300° F.
- Black Braided Nylon Cover makes this lightweight hose both durable and attractive.
- Designed to be used with FPS Series 2000 Hose Ends, (pg. 5) and FPS Sport-Crimp Hose Ends (pg. 15)

As a rule of thumb when selecting AN Hose to replace a given size automotive hose, the dash size is the nominal size 1/16". Example -10, is 10/16" or 5/8" Automotive hose. The AN hose will be slightly smaller due to the thickness of the hose.



| Desc. (In.) | Hose I.D. | Hose O.D. | Bulk Per FT. | 3 FT. Roll | 6 FT. Roll | 10 FT. Roll | 15 FT. Roll | 20 FT. Roll |
|-------------|-----------|-----------|--------------|------------|------------|-------------|-------------|-------------|
| #4 | 7/32" | .440" | 840004 | 840304 | 840604 | 841004 | 841504 | 842004 |
| #6 | 11/32" | .560" | 840006 | 840306 | 840606 | 841006 | 841506 | 842006 |
| #8 | 7/16" | .670" | 840008 | 840308 | 840608 | 841008 | 841508 | 842008 |
| #10 | 9/16" | .820" | 840010 | 840310 | 840610 | 841010 | 841510 | 842010 |
| #12 | 11/16" | .960" | 840012 | 840312 | 840612 | 841012 | 841512 | 842012 |
| #16 | 7/8" | 1.150" | 840016 | 840316 | 840616 | 841016 | 841516 | 842016 |

TECHNICAL SPECIFICATIONS

| Part | AN Size | Working Pressure | Vacuum Rating | Minimum Bend Radius | Weight Per FT. |
|--------|---------|------------------|---------------|---------------------|----------------|
| 840004 | #4 | 500 | 28 in. hg. | 2.0 | 0.075 |
| 840006 | #6 | 500 | 28 in. hg. | 2.5 | 0.095 |
| 840008 | #8 | 500 | 28 in. hg. | 3.5 | 0.120 |
| 840010 | #10 | 500 | 28 in. hg. | 4.0 | 0.155 |
| 840012 | #12 | 350 | 28 in. hg. | 4.5 | 0.250 |
| 840016 | #16 | 350 | 28 in. hg. | 5.5 | 0.320 |

SERIES 3000 STAINLESS RACE HOSE

PLEASE NOTE

On bulk lengths of hose over 20 feet, Fragola Performance Systems reserves the right to ship plus or minus 15% in length in order to reduce the number of unsaleable pieces in stock. If you need a specific length for your job, please notify your sales person of the minimum acceptable length.

FPS Series 3000 Race Hose is manufactured to the highest aerospace-quality standard for years of trouble-free service even in the most demanding circumstances.

- 500-1500 psi. working pressure covers most of the oil, water and fuel systems you may encounter.
- Two layers of rugged woven stainless steel.
- Inner layer resists collapse and the outer layer protect against abrasion.
- Unique CPFE inner liner is compatible with all hydrocarbon and alcohol based fuels, along with synthetic and natural based lubricants.
- Operating range of -40° F to +300° F.
- Designed to be used with FPS Series 2000 "Pro-Flow", Series 3000 "Race" Hose Ends, and Sport Crimp Race Hose Ends.

As a rule of thumb when selecting an AN hose to replace a given size automotive hose, the dash size is the nominal size in 1/16". Example: -10, is 10/16" or equivalent 5/8" automotive hose. The AN hose will be slightly smaller due to the wall thickness of the hose.

| AN Size | Nom I.D. | Hose O.D. | Bulk Per FT. | 3 FT. Roll | 6 FT. Roll | 10 FT. Roll | 15 FT. Roll | 20 FT. Roll |
|---------|----------|-----------|--------------|------------|------------|-------------|-------------|-------------|
| #4 | 7/32" | .450" | 700004 | 703004 | 706004 | 710004 | 715004 | 720004 |
| #6 | 11/32" | .550" | 700006 | 703006 | 706006 | 710006 | 715006 | 720006 |
| #8 | 7/16" | .660" | 700008 | 703008 | 706008 | 710008 | 715008 | 720008 |
| #10 | 9/16" | .805" | 700010 | 703010 | 706010 | 710010 | 715010 | 720010 |
| #12 | 11/16" | .935" | 700012 | 703012 | 706012 | 710012 | 715012 | 720012 |
| #16 | 7/8" | 1.150" | 700016 | 703016 | 706016 | 710016 | 715016 | 720016 |
| #20 | 1 1/8" | 1.460" | 700020 | 703020 | 706020 | 710020 | 715020 | 720020 |

TECH TIP:

On some high vacuum applications FPS offers a stainless inner support spring as extra insurance against hose collapsing. See page 59 for the complete listing.

TECHNICAL SPECIFICATIONS

| Part Number | AN Size | Working Pressure | Vacuum Rating | Minimum Bend Radius | Weight Per FT. |
|-------------|---------|------------------|---------------|---------------------|----------------|
| 700004 | -4 | 1500 psi. | 27 in. hg. | 2" | 0.12 lbs. |
| 700006 | -6 | 1500 psi. | 27 in. hg. | 2 1/2" | 0.15 lbs. |
| 700008 | -8 | 1250 psi. | 27 in. hg. | 3 1/2" | 0.18 lbs. |
| 700010 | -10 | 1250 psi. | 27 in. hg. | 4" | 0.23 lbs. |
| 700012 | -12 | 1000 psi. | 27 in. hg. | 4 1/2" | 0.28 lbs. |
| 700016 | -16 | 750 psi. | 22 in. hg. | 5 1/2" | 0.40 lbs. |
| 700020 | -20 | 500 psi. | 22 in. hg. | 8" | 0.61 lbs. |

SERIES 8000 PUSH-LITE RACE HOSE ENDS

STRAIGHT RACE HOSE ENDS



| Size | Part # | Black | Clear |
|------|--------|----------|----------|
| -4 | 200104 | 200104BL | 200104CL |
| -6 | 200106 | 200106BL | 200106CL |
| -8 | 200108 | 200108BL | 200108CL |
| -10 | 200110 | 200110BL | 200110CL |
| -12 | 200112 | 200112BL | 200112CL |
| -16 | 200116 | 200116BL | N/A |
| -20 | N/A | 200120BL | N/A |

30° RACE HOSE ENDS



| Size | Part # | Black | Clear |
|------|--------|----------|----------|
| -6 | 203006 | 203006BL | 203006CL |
| -8 | 203008 | 203008BL | 203008CL |
| -10 | 203010 | 203010BL | 203010CL |
| -12 | 203012 | 203012BL | 203012CL |
| -16 | 203016 | 203016BL | N/A |

45° RACE HOSE ENDS



| Size | Part # | Black | Clear |
|------|--------|----------|----------|
| -4 | 204504 | 204504BL | 204504CL |
| -6 | 204506 | 204506BL | 204506CL |
| -8 | 204508 | 204508BL | 204508CL |
| -10 | 204510 | 204510BL | 204510CL |
| -12 | 204512 | 204512BL | 204512CL |
| -16 | 204516 | 204516BL | N/A |

60° RACE HOSE ENDS



| Size | Part # | Black | Clear |
|------|--------|----------|----------|
| -6 | 206006 | 206006BL | 206006CL |
| -8 | 206008 | 206008BL | 206008CL |
| -10 | 206010 | 206010BL | 206010CL |
| -12 | 206012 | 206012BL | 206012CL |
| -16 | 206016 | 206016BL | N/A |

90° RACE HOSE ENDS



| Size | Part # | Black | Clear |
|------|--------|----------|----------|
| -4 | 209004 | 209004BL | 209004CL |
| -6 | 209006 | 209006BL | 209006CL |
| -8 | 209008 | 209008BL | 209008CL |
| -10 | 209010 | 209010BL | 209010CL |
| -12 | 209012 | 209012BL | 209012CL |
| -16 | 209016 | 209016BL | N/A |
| -20 | N/A | 209020BL | N/A |

PUSH-LOK X NPT HOSE ENDS



| Size | Part # | Black |
|--------------|--------|----------|
| -6 X 3/8 NPT | 200123 | 200123BL |
| -6 X 1/2 NPT | 200124 | 200124BL |

120° RACE HOSE ENDS



| Size | Part # | Black | Clear |
|------|--------|----------|----------|
| -6 | 212006 | 212006BL | 212006CL |
| -8 | 212008 | 212008BL | 212008CL |
| -10 | 212010 | 212010BL | 212010CL |
| -12 | 212012 | 212012BL | 212012CL |
| -16 | 212016 | 212016BL | N/A |

150° RACE HOSE ENDS



| Size | Part # | Black | Clear |
|------|--------|----------|----------|
| -6 | 215006 | 215006BL | 215006CL |
| -8 | 215008 | 215008BL | 215008CL |
| -10 | 215010 | 215010BL | 215010CL |
| -12 | 215012 | 215012BL | 215012CL |
| -16 | 215016 | 215016BL | N/A |

180° RACE HOSE ENDS



| Size | Part # | Black | Clear |
|------|--------|----------|----------|
| -6 | 218006 | 218006BL | 218006CL |
| -8 | 218008 | 218008BL | 218008CL |
| -10 | 218010 | 218010BL | 218010CL |
| -12 | 218012 | 218012BL | 218012CL |
| -16 | 218016 | 218016BL | N/A |

90° X REDUCER RACE HOSE ENDS



| Size | Part # | Black |
|---------------------|--------|----------|
| -8 X 3/8 (-6) BARB | 209108 | 209108BL |
| -10 X 5/8 (-8) BARB | 209110 | 209110BL |

STRAIGHT X REDUCER RACE HOSE ENDS



| Size | Part # | Black |
|---------------------|--------|----------|
| -8 X 3/8 (-6) BARB | 200107 | 200107BL |
| -10 X 5/8 (-8) BARB | 200109 | 200109BL |

8000 PUSH-LOK GENERAL PURPOSE HOSE

FPS Series 8000 Push-Lite Race Hose is manufactured to the same rigorous standards as our Series 3000 Stainless Race Hose. It is the perfect alternative when cost or weight is the main consideration.

- 250 PSI maximum working pressure allows for most automotive water, oil and fuel systems.
- Inner layer of synthetic PKR covered with a fiber braid reinforcement and wrapped with a weather-resistant textile cover.
- Temperature range to 300° F.
- Hose assemblies with Push-Lite Hose are over half the weight of the same stainless hose assembly.
- For high heat or higher-pressure applications, we recommend our light-weight stainless band clamps. See page 60 for details.

The Series 8000 Push-Lite Hose may be used in any number of automotive applications. If you are using fittings other than our Series 8000 Push-Lite Hose Ends, be sure to measure the hose barb diameter to determine suitability. This hose is sized fractionally, but the suitability is at the sole determination of the end user.

TECH TIP:

To ease the installation of any push on hose ends, first dip the end of the hose in boiling water to soften it slightly, (a heat gun will also work). Clamp the hose end in a vise and apply a light oil to the hose end barb. Then push the hose over the barbs with one smooth movement.



| AN Size | Nom I.D. | Hose O.D. | Bulk Per FT. | 3 FT. Roll | 6 FT. Roll | 10 FT. Roll | 15 FT. Roll | 20 FT. Roll |
|---------|----------|-----------|--------------|------------|------------|-------------|-------------|-------------|
| -4 | 1/4" | .510" | 800004 | 803004 | 806004 | 810004 | 815004 | 820004 |
| -6 | 3/8" | .625" | 800006 | 803006 | 806006 | 810006 | 815006 | 820006 |
| -8 | 1/2" | .770" | 800008 | 803008 | 806008 | 810008 | 815008 | 820008 |
| -10 | 5/8" | .910" | 800010 | 803010 | 806010 | 810010 | 815010 | 820010 |
| -12 | 3/4" | 1.030" | 800012 | 803012 | 806012 | 810012 | 815012 | 820012 |

TECHNICAL SPECIFICATIONS

| Part Number | Size | Push-Lite Designation | Max Burst Pressure | Vacuum Rating | Weight Per FT. |
|-------------|------|-----------------------|--------------------|---------------|----------------|
| 800004 | 1/4" | -4 | 350 psi. | 28 in. hg. | 0.09 lbs. |
| 800006 | 3/8" | -6 | 300 psi. | 28 in. hg. | 0.11 lbs. |
| 800008 | 1/2" | -8 | 300 psi. | 28 in. hg. | 0.18 lbs. |
| 800010 | 5/8" | -10 | 250 psi. | 15 in. hg. | 0.19 lbs. |
| 800012 | 3/4" | -12 | 250 psi. | 15 in. hg. | 0.24 lbs. |

PLEASE NOTE

On bulk lengths of hose over 20 feet, Fragola Performance Systems reserves the right to ship plus or minus 15% in length, in order to reduce the number of unsaleable pieces in stock. If you need a specific length for your job, please notify your sales person of the minimum acceptable length.



SERIES 8600-8700 PARKER PUSH-LOK GENERAL PURPOSE HOSE

Parker Push-Lok is the performance standard for a multitude of applications. It is manufactured to the same rigorous standards as all of Parker's products. This hose performs well when used within the temperature and pressure parameters that it was designed for:

- 250 psi. maximum pressure for most oil, water and fuel applications.
- Temperature range -40° F to +212° F.

Synthetic rubber tube is covered with one layer of textile braid, combined with an outer layer of synthetic colored rubber. Sized in fractions and may be used with any push-on style fitting. Series 8000 Push Lite Race Hose Ends work well with this type of hose.

| AN Size | Nom I.D. | Hose O.D. | Bulk Per FT. | | 3 FT. | | 6 FT. | | 10 FT. | | 15 FT. | | 20 FT. | |
|---------|----------|-----------|--------------|--------|--------|--------|--------|--------|--------|--------|--------|--------|--------|--------|
| | | | Blue | Black | Blue | Black | Blue | Black | Blue | Black | Blue | Black | Blue | Black |
| -4 | 1/4" | .510" | 860004 | 870004 | 863004 | 873004 | 866004 | 876004 | 861004 | 871004 | 861504 | 871504 | 862004 | 872004 |
| -6 | 3/8" | .625" | 860006 | 870006 | 863006 | 873006 | 866006 | 876006 | 861006 | 871006 | 861506 | 871506 | 862006 | 872006 |
| -8 | 1/2" | .790" | 860008 | 870008 | 863008 | 873008 | 866008 | 876008 | 861008 | 871008 | 861508 | 871508 | 862008 | 872008 |
| -10 | 5/8" | .910" | 860010 | 870010 | 863010 | 873010 | 866010 | 876010 | 861010 | 871010 | 861510 | 871510 | 862010 | 872010 |
| -12 | 3/4" | 1.040" | 860012 | 870012 | 863012 | 873012 | 866012 | 876012 | 861012 | 871012 | 861512 | 871512 | 862012 | 872012 |
| -16 | 1" | 1.310" | 860016 | 870016 | 863016 | 873016 | 866016 | 876016 | 861016 | 871016 | 861516 | 871516 | 862016 | 872016 |
| -20 | 1 1/4" | 1.650" | N/A | 870020 | N/A | N/A | N/A | N/A | N/A | 871020 | N/A | N/A | N/A | 872020 |

**NOW AVAILABLE IN
BLACK**



TECHNICAL SPECIFICATIONS

| Size | AN Designation | Max Working Pressure | Vacuum Rating | Weight Per FT. |
|------|----------------|----------------------|---------------|----------------|
| 1/4" | -4 | 250 psi. | 28 in. hg. | .09 lbs. |
| 3/8" | -6 | 250 psi. | 28 in. hg. | .11 lbs. |
| 1/2" | -8 | 250 psi. | 28 in. hg. | .18 lbs. |
| 5/8" | -10 | 250 psi. | 15 in. hg. | .19 lbs. |
| 3/4" | -12 | 250 psi. | 15 in. hg. | .24 lbs. |
| 1" | -16 | 175 psi. | 15 in. hg. | .55 lbs. |

RECOMMENDED ACCESSORIES

Rubber hose cutter part number 900066. See Page 62 for details.



Push Lok clamps and pliers. See page 60 for details



PLEASE NOTE

On bulk lengths of hose over 20 feet, Fragola Performance Systems reserves the right to ship plus or minus 15% in length in order to reduce the number of unsaleable pieces in stock. If you need a specific length for your job, please notify your sales person of the minimum acceptable length.

ALUMINUM AN ADAPTERS

If no color is specified for the adapter, the standard color is blue.



STRAIGHT ADAPTERS - 816

| Description | Part Number | Black | Clear | Chrome |
|------------------|-------------|----------|----------|----------|
| -3 X 1/16" NPT | 481601 | 481601BL | N/A | N/A |
| -3 X 1/8" NPT | 481603 | 481603BL | 481603CL | N/A |
| -3 X 1/4" NPT | 481634 | 481634BL | N/A | N/A |
| -3 X 3/8" NPT | 481636 | 481636BL | N/A | N/A |
| -4 X 1/16" NPT | 481602 | 481602BL | N/A | N/A |
| -4 X 1/8" NPT | 481604 | 481604BL | 481604CL | N/A |
| -4 X 1/4" NPT | 481605 | 481605BL | 481605CL | N/A |
| -4 X 3/8" NPT | 481644 | 481644BL | 481644CL | N/A |
| -6 X 1/8" NPT | 481662 | 481662BL | 481662CL | N/A |
| -6 X 1/4" NPT | 481606 | 481606BL | 481606CL | N/A |
| -6 X 3/8" NPT | 481666 | 481666BL | 481666CL | 481666CH |
| -6 X 1/2" NPT | 481668 | 481668BL | 481668CL | 481668CH |
| -8 X 1/4" NPT | 481607 | 481607BL | 481607CL | N/A |
| -8 X 3/8" NPT | 481608 | 481608BL | 481608CL | 481608CH |
| -8 X 1/2" NPT | 481688 | 481688BL | 481688CL | 481688CH |
| -8 X 3/4" NPT | 481617 | 481617BL | N/A | N/A |
| -10 X 3/8" NPT | 481611 | 481611BL | 481611CL | N/A |
| -10 X 1/2" NPT | 481610 | 481610BL | 481610CL | N/A |
| -10 X 3/4" NPT | 481609 | 481609BL | 481609CL | N/A |
| -12 X 1/2" NPT | 481613 | 481613BL | 481613CL | N/A |
| -12 X 3/4" NPT | 481612 | 481612BL | 481612CL | N/A |
| -12 X 1" NPT | 481619 | 481619BL | N/A | N/A |
| -16 X 3/4" NPT | 481615 | 481615BL | 481615CL | N/A |
| -16 X 1" NPT | 481616 | 481616BL | 481616CL | N/A |
| -16 X 1-1/4" NPT | N/A | 481622BL | N/A | N/A |
| -20 X 1" NPT | 481621 | 481621BL | N/A | N/A |
| -20 X 1 1/4" NPT | 481620 | 481620BL | N/A | N/A |

AN X NPS THREAD, TRANSMISSION FITTINGS



| Description | Part Number |
|----------------|--|
| 6AN x 1/4" NPS | 481670BL |
| 6AN x 1/8" NPS | 481671BL |
| 6AN x 1/4" NPS | 481672BL (Use for rear 4L80E trans line) |
| 8AN X 1/4" NPS | 481673BL |

OIL PRESSURE INLET FITTINGS - 817



| Hose | Part Number |
|--------------------------|-------------|
| -10 X 1/2 NPT, 3.2" Long | 481710BL |
| -12 X 1/2 NPT, 3.2" Long | 481712BL |
| -10 X 1/2 NPT, 4.4" Long | 481713BL |
| -12 X 1/2 NPT, 4.4" Long | 481714BL |

ALUMINUM AN ADAPTERS

If no color is specified for the adapter, the standard color is blue.



90° ADAPTERS - 822

| Description | Part Number | Black | Clear |
|----------------|-------------|----------|----------|
| -3 X 1/8" NPT | 482203 | 482203BL | 482203CL |
| -3 X 1/4" NPT | 482234 | 482234BL | N/A |
| -3 X 3/8" NPT | 482236 | 482236BL | N/A |
| -4 X 1/8" NPT | 482204 | 482204BL | 482204CL |
| -4 X 1/4" NPT | 482244 | 482244BL | 482244CL |
| -4 X 3/8" NPT | 482238 | 482238BL | N/A |
| -6 X 1/8" NPT | 482262 | 482262BL | 482262CL |
| -6 X 1/4" NPT | 482206 | 482206BL | 482206CL |
| -6 X 3/8" NPT | 482266 | 482266BL | 482266CL |
| -6 X 1/2" NPT | 482268 | 482268BL | 482268CL |
| -8 X 1/4" NPT | 482207 | 482207BL | 482207CL |
| -8 X 3/8" NPT | 482208 | 482208BL | 482208CL |
| -8 X 1/2" NPT | 482288 | 482288BL | 482288CL |
| -8 X 3/4" NPT | 482217 | 482217BL | N/A |
| -10 X 3/4" NPT | 482209 | 482209BL | 482209CL |
| -10 X 1/2" NPT | 482210 | 482210BL | 482210CL |
| -10 X 3/8" NPT | 482211 | 482211BL | 482211CL |
| -12 X 3/4" NPT | 482212 | 482212BL | 482212CL |
| -12 X 1/2" NPT | 482213 | 482213BL | 482213CL |
| -12 X 1" NPT | 482219 | 482219BL | N/A |
| -16 X 3/4" NPT | 482215 | 482215BL | 482215CL |
| -16 X 1" NPT | 482216 | 482216BL | 482216CL |

45° ADAPTERS - 823



| Description | Part Number | Black | Clear |
|----------------|-------------|----------|----------|
| -3 X 1/8" NPT | 482303 | 482303BL | 482303CL |
| -3 X 1/4" NPT | 482334 | 482334BL | N/A |
| -3 X 3/8" NPT | 482336 | 482336BL | N/A |
| -4 X 1/8" NPT | 482304 | 482304BL | 482304CL |
| -4 X 1/4" NPT | 482344 | 482344BL | 482344CL |
| -4 X 3/8" NPT | 482338 | 482338BL | N/A |
| -6 X 1/8" NPT | 482362 | 482362BL | 482362CL |
| -6 X 1/4" NPT | 482306 | 482306BL | 482306CL |
| -6 X 3/8" NPT | 482366 | 482366BL | 482366CL |
| -6 X 1/2" NPT | 482368 | 482368BL | 482368CL |
| -8 X 1/2" NPT | 482388 | 482388BL | 482388CL |
| -8 X 1/4" NPT | 482307 | 482307BL | 482307CL |
| -8 X 3/8" NPT | 482308 | 482308BL | 482308CL |
| -8 X 3/4" NPT | 482317 | 482317BL | N/A |
| -10 X 1/2" NPT | 482310 | 482310BL | 482310CL |
| -10 X 3/8" NPT | 482311 | 482311BL | 482311CL |
| -10 X 3/4" NPT | 482309 | 482309BL | N/A |
| -12 X 1/2" NPT | 482313 | 482313BL | 482313CL |
| -12 X 3/4" NPT | 482312 | 482312BL | 482312CL |
| -12 X 1" NPT | 482319 | 482319BL | N/A |
| -16 X 3/4" NPT | 482315 | 482315BL | N/A |
| -16 X 1" NPT | 482316 | 482316BL | 482316CL |

ALUMINUM AN ADAPTERS

TEE - 824



| Description | Part Number | Black | Clear |
|-------------|-------------|----------|----------|
| -3 TEE | 482403 | 482403BL | 482403CL |
| -4 TEE | 482404 | 482404BL | 482404CL |
| -6 TEE | 482406 | 482406BL | 482406CL |
| -8 TEE | 482408 | 482408BL | 482408CL |
| -10 TEE | 482410 | 482410BL | 482410CL |
| -12 TEE | 482412 | 482412BL | 482412CL |
| -16 TEE | 482416 | 482416BL | 482416CL |

UNION - 815



| Description | Part Number | Black | Clear |
|-------------|-------------|----------|----------|
| -3 X -3 | 481503 | 481503BL | 481503CL |
| -4 X -4 | 481504 | 481504BL | 481504CL |
| -6 X -6 | 481506 | 481506BL | 481506CL |
| -8 X -8 | 481508 | 481508BL | 481508CL |
| -10 X -10 | 481510 | 481510BL | 481510CL |
| -12 X -12 | 481512 | 481512BL | 481512CL |
| -16 X -16 | 481516 | 481516BL | 481516CL |
| -20 X -20 | 481520 | 481520BL | N/A |

STRAIGHT BULKHEAD - 832



| Description | Part Number | Black | Clear |
|-------------|-------------|----------|----------|
| -3 | 483203 | 483203BL | 483203CL |
| -4 | 483204 | 483204BL | 483204CL |
| -6 | 483206 | 483206BL | 483206CL |
| -8 | 483208 | 483208BL | 483208CL |
| -10 | 483210 | 483210BL | 483210CL |
| -12 | 483212 | 483212BL | 483212CL |
| -16 | 483216 | 483216BL | 483216CL |
| -20 | 483220 | 483220BL | 483220CL |



MALE CROSS FITTING ADAPTER (X)

| Description | Part Number |
|----------------|-------------|
| -6 A-N 9/16-18 | 900656BL |

BJ McDonald
Pipersville, PA



ALUMINUM AN ADAPTERS

45° BULKHEAD - 837

Description Blue Black

| | | |
|-----------|--------|----------|
| -3 X 45° | 483703 | 483703BL |
| -4 X 45° | 483704 | 483704BL |
| -6 X 45° | 483706 | 483706BL |
| -8 X 45° | 483708 | 483708BL |
| -10 X 45° | 483710 | 483710BL |
| -12 X 45° | 483712 | 483712BL |
| -16 X 45° | 483716 | 483716BL |



BULKHEAD TEE ON-THE-RUN - 804

Description Blue Black

| | | |
|-----|--------|----------|
| -3 | 480403 | 480403BL |
| -4 | 480404 | 480404BL |
| -6 | 480406 | 480406BL |
| -8 | 480408 | 480408BL |
| -10 | 480410 | 480410BL |
| -12 | 480412 | 480412BL |
| -16 | 480416 | 480416BL |

90° BULKHEAD - 833

Description Blue Black

| | | |
|-----------|--------|----------|
| -3 X 90° | 483303 | 483303BL |
| -4 X 90° | 483304 | 483304BL |
| -6 X 90° | 483306 | 483306BL |
| -8 X 90° | 483308 | 483308BL |
| -10 X 90° | 483310 | 483310BL |
| -12 X 90° | 483312 | 483312BL |
| -16 X 90° | 483316 | 483316BL |



ALUMINUM TEE PIPE ON-THE-SIDE - 825

Description Blue Black

| | | |
|---------------|--------|----------|
| -3 X 1/8 NPT | 482503 | 482503BL |
| -4 X 1/8 NPT | 482504 | 482504BL |
| -6 X 1/4 NPT | 482506 | 482506BL |
| -8 X 3/8 NPT | 482508 | 482508BL |
| -10 X 1/2 NPT | 482510 | 482510BL |

BULKHEAD TEE ON-THE-SIDE - 834

Description Blue Black

| | | |
|-----|--------|----------|
| -3 | 483403 | 483403BL |
| -4 | 483404 | 483404BL |
| -6 | 483406 | 483406BL |
| -8 | 483408 | 483408BL |
| -10 | 483410 | 483410BL |
| -12 | 483412 | 483412BL |
| -16 | 483416 | 483416BL |



ALUMINUM TEE PIPE ON-THE-RUN - 826

Description Blue Black

| | | |
|---------------|--------|----------|
| -3 X 1/8 NPT | 482603 | 482603BL |
| -4 X 1/8 NPT | 482604 | 482604BL |
| -6 X 1/4 NPT | 482606 | 482606BL |
| -8 X 3/8 NPT | 482608 | 482608BL |
| -10 X 1/2 NPT | 482610 | 482610BL |

FUEL CELL BULKHEAD - 831

Description Black

| | |
|-----|----------|
| -6 | 483106BL |
| -8 | 483108BL |
| -10 | 483110BL |
| -12 | 483112BL |



BULKHEAD NUT - 924

| AN Size | Thread Size | Part Number | Black | Clear |
|---------|-------------|-------------|----------|----------|
| -3 | 3/8-24 | 492403 | 492403BL | 492403CL |
| -4 | 7/16-20 | 492404 | 492404BL | 492404CL |
| -6 | 9/16-18 | 492406 | 492406BL | 492406CL |
| -8 | 3/4-16 | 492408 | 492408BL | 492408CL |
| -10 | 7/8-14 | 492410 | 492410BL | 492410CL |
| -12 | 1 1/16-12 | 492412 | 492412BL | 492412CL |
| -16 | 1 5/16-12 | 492416 | 492416BL | 492416CL |
| -20 | 1 5/8-12 | 492420 | 492420BL | 492420CL |



ALUMINUM AN ADAPTERS

ALUMINUM FLARE PLUG - 806



| Description | Blue | Black |
|-------------|--------|----------|
| -3 AN | 480603 | 480603BL |
| -4 AN | 480604 | 480604BL |
| -6 AN | 480606 | 480606BL |
| -8 AN | 480608 | 480608BL |
| -10 AN | 480610 | 480610BL |
| -12 AN | 480612 | 480612BL |
| -16 AN | 480616 | 480616BL |
| -20 AN | 480620 | 480620BL |

ALUMINUM PORT PLUGS WITH GAUGE PORT



| Description | Black |
|----------------|----------|
| -6 w/ 1/8 FPT | 481426BL |
| -8 w/ 1/8 FPT | 481428BL |
| -10 w/ 1/8 FPT | 481430BL |

ALUMINUM FLARE CAP - 929



| Description | Blue | Black |
|---------------|--------|----------|
| -3 Cap | 492903 | 492903BL |
| -4 Cap | 492904 | 492904BL |
| -6 Cap | 492906 | 492906BL |
| -8 Cap | 492908 | 492908BL |
| -10 Cap | 492910 | 492910BL |
| -12 Cap | 492912 | 492912BL |
| -16 Cap | 492916 | 492916BL |
| -20 Cap | 492920 | 492920BL |
| -6 w/ 1/8 FPT | 492926 | 492926BL |
| -8 w/ 1/8 FPT | 492928 | 492928BL |

ALUMINUM PORT PLUG - 814 "O" Rings Included



| Description | Blue | Black |
|-----------------|--------|----------|
| -3 (3/8-24) | 481403 | 481403BL |
| -4 (7/16-20) | 481404 | 481404BL |
| -6 (9/16-18) | 481406 | 481406BL |
| -8 (3/4-16) | 481408 | 481408BL |
| -10 (7/8-14) | 481410 | 481410BL |
| -12 (1 1/16-12) | 481412 | 481412BL |
| -16 (1 5/16-12) | 481416 | 481416BL |

INTERNAL PIPE PLUG - 932



| Description | Blue | Black |
|-------------|--------|----------|
| 1/16 NPT | 493201 | 493201BL |
| 1/8 NPT | 493202 | 493202BL |
| 1/4 NPT | 493203 | 493203BL |
| 3/8 NPT | 493204 | 493204BL |
| 1/2 NPT | 493205 | 493205BL |
| 3/4 NPT | 493206 | 493206BL |
| 1 NPT | 493207 | 493207BL |

ALUMINUM MALE REDUCERS - 919



| Description | Blue | Black |
|-------------|--------|----------|
| -3 X -4 | 491902 | 491902BL |
| -4 X -6 | 491906 | 491906BL |
| -4 X -8 | 491908 | 491908BL |
| -6 X -8 | 491912 | 491912BL |
| -4 X -10 | 491913 | 491913BL |
| -6 X -10 | 491914 | 491914BL |
| -8 X -10 | 491915 | 491915BL |
| -4 X -12 | 491916 | 491916BL |
| -12 X -6 | 491918 | 491918BL |
| -12 X -8 | 491919 | 491919BL |
| -10 X -12 | 491920 | 491920BL |
| -10 X -16 | 491922 | 491922BL |
| -12 X -16 | 491923 | 491923BL |
| -12 X -20 | 491925 | 491925BL |
| -16 X -20 | 491926 | 491926BL |

HEX PIPE PLUG - 933



| Description | Blue | Black |
|-------------|--------|----------|
| 1/8 NPT | 493301 | 493301BL |
| 1/4 NPT | 493302 | 493302BL |
| 3/8 NPT | 493303 | 493303BL |
| 1/2 NPT | 493304 | 493304BL |
| 3/4 NPT | 493306 | 493306BL |

ALUMINUM AN ADAPTERS



SOCKET HEX PORT PLUG - 813

| Description | Black Only |
|-------------|------------|
| -4 | 481304BL |
| -6 | 481306BL |
| -8 | 481308BL |
| -10 | 481310BL |
| -12 | 481312BL |



FEMALE SWIVELS - 961

| Description | Blue | Black |
|-------------|--------|----------|
| -3 | 496103 | 496103BL |
| -4 | 496104 | 496104BL |
| -6 | 496106 | 496106BL |
| -6 X -8 | 496107 | 496107BL |
| -8 | 496108 | 496108BL |
| -8 X -10 | 496109 | 496109BL |
| -10 | 496110 | 496110BL |
| -12 | 496112 | 496112BL |
| -16 | 496116 | 496116BL |



FEMALE - FEMALE 90° TUBE STYLE - 963

| Description | Black Only |
|-------------|------------|
| -4 X 90° | 496321BL |
| -6 X 90° | 496317BL |
| -8 X 90° | 496318BL |
| -10 X 90° | 496319BL |
| -12 X 90° | 496320BL |



FEMALE TO MALE 90° SWIVELS - 981

| Description | Blue | Black |
|-------------|--------|----------|
| -3 X 90° | 498101 | 498101BL |
| -4 X 90° | 498102 | 498102BL |
| -6 X 90° | 498103 | 498103BL |
| -8 X 90° | 498104 | 498104BL |
| -10 X 90° | 498105 | 498105BL |
| -12 X 90° | 498106 | 498106BL |
| -16 X 90° | 498108 | 498108BL |



FEMALE TO MALE 45° SWIVELS - 980

| Description | Blue | Black |
|-------------|--------|----------|
| -3 X 45° | 498001 | 498001BL |
| -4 X 45° | 498002 | 498002BL |
| -6 X 45° | 498003 | 498003BL |
| -8 X 45° | 498004 | 498004BL |
| -10 X 45° | 498005 | 498005BL |
| -12 X 45° | 498006 | 498006BL |
| -16 X 45° | 498008 | 498008BL |



FEMALE TO FEMALE 45° COUPLER - 962

| Description | Blue | Black |
|-------------|--------|----------|
| -3 X 45° | 496203 | 496203BL |
| -4 X 45° | 496204 | 496204BL |
| -6 X 45° | 496206 | 496206BL |
| -8 X 45° | 496208 | 496208BL |
| -10 X 45° | 496210 | 496210BL |
| -12 X 45° | 496212 | 496212BL |
| -16 X 45° | 496216 | 496216BL |



FEMALE TO FEMALE 90° COUPLER - 963

| Description | Blue | Black |
|-------------|--------|----------|
| -3 X 90° | 496303 | 496303BL |
| -4 X 90° | 496304 | 496304BL |
| -6 X 90° | 496306 | 496306BL |
| -8 X 90° | 496308 | 496308BL |
| -10 X 90° | 496310 | 496310BL |
| -12 X 90° | 496312 | 496312BL |
| -16 X 90° | 496316 | 496316BL |



TEE FEMALE SWIVEL ON RUN - 983

| Description | Blue | Black |
|-------------|--------|----------|
| -3 | 498301 | 498301BL |
| -4 | 498302 | 498302BL |
| -6 | 498303 | 498303BL |
| -8 | 498304 | 498304BL |
| -10 | 498305 | 498305BL |
| -12 | 498306 | 498306BL |
| -16 | 498308 | 498308BL |



TEE FEMALE SWIVEL ON SIDE - 982

| Description | Blue | Black |
|-------------|--------|----------|
| -3 | 498201 | 498201BL |
| -4 | 498202 | 498202BL |
| -6 | 498203 | 498203BL |
| -8 | 498204 | 498204BL |
| -10 | 498205 | 498205BL |
| -12 | 498206 | 498206BL |
| -16 | 498208 | 498208BL |



90° Union - 821

| Description | Blue | Black |
|-------------|--------|----------|
| #3 x 90 | 482103 | 482103BL |
| #4 x 90 | 482104 | 482104BL |
| #6 x 90 | 482106 | 482106BL |
| #8 x 90 | 482108 | 482108BL |
| #10 x 90 | 482110 | 482110BL |
| #12 x 90 | 482112 | 482112BL |
| #16 x 90 | 482116 | 482116BL |

ALUMINUM AN ADAPTERS

FEMALE PIPE COUPLER - 910



| Description | Blue | Black |
|-------------|--------|----------|
| 1/8 FPT | 491001 | 491001BL |
| 1/4 FPT | 491002 | 491002BL |
| 3/8 FPT | 491003 | 491003BL |
| 1/2 FPT | 491004 | 491004BL |
| 3/4 FPT | 491006 | 491006BL |

MALE PIPE NIPPLE - 911



| Description | Blue | Black |
|-------------|--------|----------|
| 1/8 NPT | 491101 | 491101BL |
| 1/4 NPT | 491102 | 491102BL |
| 3/8 NPT | 491103 | 491103BL |
| 1/2 NPT | 491104 | 491104BL |
| 3/4 NPT | 491106 | 491106BL |

PIPE REDUCER - 912



| Description | Blue | Black |
|-------------|--------|----------|
| 1/8 X 1/4 | 491201 | 491201BL |
| 1/4 X 3/8 | 491202 | 491202BL |
| 1/8 X 3/8 | 491203 | 491203BL |
| 3/8 X 1/2 | 491204 | 491204BL |
| 1/4 X 1/2 | 491205 | 491205BL |
| 1/8 X 1/2 | 491206 | 491206BL |
| 1/2 X 3/4 | 491207 | 491207BL |
| 3/8 X 3/4 | 491208 | 491208BL |
| 1/4 X 3/4 | 491209 | 491209BL |
| 3/4 X 1 | N/A | 491210BL |
| 1/2 X 1 | N/A | 491211BL |
| 3/8 X 1 | N/A | 491212BL |
| 3/4 X 1-1/4 | N/A | 491213BL |

SWIVEL REDUCER - 972



| Description | Blue | Black |
|--------------------|--------|----------|
| -4 Nut X -3 Male | 497204 | 497204BL |
| -6 Nut X -4 Male | 497206 | 497206BL |
| -8 Nut X -6 Male | 497208 | 497208BL |
| -10 Nut X -6 Male | 497210 | 497210BL |
| -10 Nut X -8 Male | 497211 | 497211BL |
| -12 Nut X -8 Male | 497212 | 497212BL |
| -12 Nut X -10 Male | 497213 | 497213BL |
| -16 Nut X -10 Male | 497216 | 497216BL |
| -16 Nut X -12 Male | 497217 | 497217BL |
| -8 Nut X -4 Male | 497218 | 497218BL |
| -20 Nut X -16 Male | 497219 | 497219BL |

SWIVEL FLARE EXPANDER - 973



| Description | Blue | Black |
|--------------------|--------|----------|
| -3 Nut X -4 Male | 497304 | 497304BL |
| -4 Nut X -6 Male | 497306 | 497306BL |
| -6 Nut X -8 Male | 497308 | 497308BL |
| -8 Nut X -10 Male | 497310 | 497310BL |
| -10 Nut X -12 Male | 497312 | 497312BL |
| -12 Nut X -16 Male | 497316 | 497316BL |
| -16 Nut X -20 Male | 497320 | 497320BL |

ALUMINUM TUBE NUT - 818



| Description | Blue | Red | Black |
|--------------|--------|--------|----------|
| -3 Tube Nut | 481803 | 481823 | 481803BL |
| -4 Tube Nut | 481804 | 481824 | 481804BL |
| -6 Tube Nut | 481806 | 481826 | 481806BL |
| -8 Tube Nut | 481808 | N/A | 481808BL |
| -10 Tube Nut | 481810 | N/A | 481810BL |
| -12 Tube Nut | 481812 | N/A | 481812BL |
| -16 Tube Nut | 481816 | N/A | 481816BL |

ALUMINUM TUBE SLEEVE - 819



| Description | Blue | Red | Black |
|-----------------|--------|--------|----------|
| -3 Tube Sleeve | 481903 | 481923 | 481903BL |
| -4 Tube Sleeve | 481904 | 481924 | 481904BL |
| -6 Tube Sleeve | 481906 | 481926 | 481906BL |
| -8 Tube Sleeve | 481908 | N/A | 481908BL |
| -10 Tube Sleeve | 481910 | N/A | 481910BL |
| -12 Tube Sleeve | 481912 | N/A | 481912BL |
| -16 Tube Sleeve | 481916 | N/A | 481916BL |

ALUMINUM AN ADAPTERS



METRIC ADAPTER

(Seals with crush washer, not included. Crush washers are available on page 60)

| AN Size | Metric | Part Number | Black |
|---------|-----------|-------------|----------|
| -4 | 8 X 1.0 | 460406 | 460406BL |
| -4 | 8 X 1.5 | 460407 | 460407BL |
| -4 | 10 X 1.0 | 460408 | 460408BL |
| -4 | 10 X 1.25 | 460409 | 460409BL |
| -4 | 10 X 1.5 | 460410 | 460410BL |
| -4 | 12 X 1.0 | 460411 | 460411BL |
| -4 | 12 X 1.25 | 460412 | 460412BL |
| -4 | 12 X 1.5 | N/A | 460405BL |
| -4 | 14 X 1.5 | 460413 | 460413BL |
| -6 | 10 X 1.0 | 491961 | 491961BL |
| -6 | 10 X 1.25 | 460606 | 460606BL |
| -6 | 10 X 1.5 | 460607 | 460607BL |
| -6 | 12 X 1.5 | 491953 | 491953BL |
| -6 | 12 X 1.25 | 491954 | 491954BL |
| -6 | 14 X 1.5 | 460614 | 460614BL |
| -6 | 16 X 1.5 | 460616 | 460616BL |
| -6 | 18 X 1.5 | 460618 | 460618BL |
| -6 | 22 X 1.5 | 460414 | 460414BL |
| -8 | 10 x 1.0 | N/A | 460810BL |
| -8 | 12 X 1.5 | 460812 | 460812BL |
| -8 | 14 X 1.5 | 460814 | 460814BL |
| -8 | 16 X 1.5 | 460816 | 460816BL |
| -8 | 18 X 1.5 | 460818 | 460818BL |
| -8 | 22 X 1.5 | 460415 | 460415BL |
| -10 | 12 X 1.5 | 461012 | 461012BL |
| -10 | 14 X 1.5 | 461014 | 461014BL |
| -10 | 16 X 1.5 | 461016 | 461016BL |
| -10 | 18 X 1.5 | 461018 | 461018BL |
| -10 | 20 X 1.5 | 461008 | 461008BL |
| -10 | 22 X 1.5 | 460416 | 460416BL |
| -12 | 12 X 1.5 | 461212 | 461212BL |
| -12 | 14 X 1.5 | 461214 | 461214BL |
| -12 | 16 X 1.5 | 461216 | 461216BL |
| -12 | 18 X 1.5 | 461218 | 461218BL |
| -12 | 20 X 1.5 | 461210 | 461210BL |
| -12 | 22 X 1.5 | 460417 | 460417BL |
| -16 | 22 X 1.5 | 460418 | 460418BL |



RADIUS FITTING

(Comes with O-ring, replacements on page 60)

| AN Size | SAE O-Ring Side | Part Number | Black | Chrome |
|---------|-------------------|-------------|----------|----------|
| -3 | 3/8-24 (3) | N/A | 495127BL | N/A |
| -4 | 3/8-24 (3) | 495124 | 495124BL | N/A |
| -4 | 7/16-20 (4) | 495125 | 495125BL | N/A |
| -4 | 9/16-18 (6) | 495110 | 495110BL | N/A |
| -4 | 3/4-16 (8) | 495111 | 495111BL | N/A |
| -4 | 7/8-14 (10) | 495112 | 495112BL | N/A |
| -6 | 9/16-18 (6) | 495100 | 495100BL | 495100CH |
| -6 | 3/4-16 (8) | 495101 | 495101BL | 495101CH |
| -6 | 7/8-14 (10) | 495113 | 495113BL | N/A |
| -6 | 1 1/16-12 (12) | 495114 | 495114BL | N/A |
| -8 | 9/16-18 (6) | 495102 | 495102BL | 495102CH |
| -8 | 3/4-16 (8) | 495103 | 495103BL | 495103CH |
| -8 | 7/8-14 (10) | 495104 | 495104BL | 495104CH |
| -8 | 1 1/16-12 (12) | 495115 | 495115BL | N/A |
| -8 | 1 5/16-12 (16) | 495116 | 495116BL | N/A |
| -10 | 3/4-16 (8) | 495105 | 495105BL | 495105CH |
| -10 | 7/8-14 (10) | 495106 | 495106BL | 495106CH |
| -10 | 1 1/16-12 (12) | 495107 | 495107BL | 495107CH |
| -10 | 1 5/16-12 (16) | 495117 | 495117BL | N/A |
| -12 | 3/4-16 (8) | 495122 | 495122BL | N/A |
| -12 | 7/8-14 (10) | 495108 | 495108BL | 495108CH |
| -12 | 7/8-14 (10) Short | 495640 | 495640BL | N/A |
| -12 | 1 1/16-12 (12) | 495109 | 495109BL | 495109CH |
| -12 | 1 5/16-12 (16) | 495118 | 495118BL | N/A |
| -16 | 1 1/16-12 (12) | 495120 | 495120BL | N/A |
| -16 | 1 5/16-12 (16) | 495119 | 495119BL | N/A |
| -20 | 1 5/16-12 (16) | 495123 | 495123BL | N/A |



FILTER FITTING

#12 X 1 1/16 - 12 (12), Black 495961BL



FILTER SCREENS - 999

#12 Filter Screen, 4 Pack 999961



ON/OFF FUEL SHUT-OFF VALVES

Description

3/8 FPT Inlet x 6AN Male Outlet
 3/8 FPT Inlet x 8AN Male Outlet
 1/2 FPT Inlet x 10AN Male Outlet

Black

961006BL
 961008BL
 961010BL

CARBURETOR, POWER STEERING & FUEL INJECTION ADAPTERS

The most popular adapters are available in colors to accent any fuel system. If no color is called out, adapter is anodized standard blue.

| | Description | Part Number | Black | Clear | Chrome |
|---|---|-------------|----------|----------|----------|
|  | -6 X 5/8-20 Male, Carter | 491950 | 491950BL | 491950CL | N/A |
| | -8 X 5/8-20 Male, Carter & Edelbrock | 491967 | 491967BL | 491967CL | N/A |
| | -6 X 1/2-20 Male, 5/16 Tube I.F. | 491955 | 491955BL | 491955CL | N/A |
| | -6 X 5/8-18 Male, 3/8 Tube I.F. | 491956 | 491956BL | 491956CL | N/A |
| | -8 X 5/8-18 Male, 3/8 Tube I.F. | 491949 | 491949BL | N/A | N/A |
| | -6 X 11/16-18 Male, 7/16 Tube I.F. | 491959 | 491959BL | 491959CL | N/A |
|  | -6 X 9/16-24 Male, Holley & Demon | 491951 | 491951BL | 491951CL | 491951CH |
|  | -6 X 7/8-20 Male Holley-4150 | 491952 | 491952BL | 491952CL | 491952CH |
| | -8 X 7/8-20 Male, Holley-4150 | 491948 | 491948BL | N/A | N/A |
| | -6 X 1-20 Male, Rochester | 491960 | 491960BL | 491960CL | N/A |
| | -8 X 1-20 Male, Rochester | 491965 | 491965BL | 491965CL | N/A |
|  | -6 X 14mm X 1.5 Male, EFI or P/S | 491962 | 491962BL | 491962CL | N/A |
| | -6 X 16mm X 1.5 Male, EFI or P/S | 491963 | 491963BL | 491963CL | N/A |
| | -6 X 18mm X 1.5 Male, EFI or P/S | 491964 | 491964BL | 491964CL | N/A |
| | -8 X 16mm X 1.5 Male, EFI or P/S | 491988 | 491988BL | N/A | N/A |
|  | -6 X 9/16-24 Male, 3" Long | 491977 | 491977BL | N/A | 491977CH |
| | -8 X 9/16-24 Male, 2" Long, Holley & Demon | 491966 | 491966BL | 491966CL | 491966CH |
| | -8 X 9/16-24 Male, 3" Long | 491978 | 491978BL | N/A | 491978CH |
| | -10 X 9/16-25 Male, 2" Long, Holley & Demon | 491984 | 491984BL | N/A | N/A |
|  | -6 X 7/8-20 Male, 3" Long | 491975 | 491975BL | N/A | 491975CH |
| | -8 X 7/8-20 Male, 3" Long | 491976 | 491976BL | N/A | 491976CH |

CARBURETOR, POWER STEERING & FUEL INJECTION ADAPTERS

| | Description | Part Number | Black | Clear | Chrome |
|---|---|-------------|----------|----------|----------|
|  | -8 X 3/4-16 ORB, Braswell Carb Adapter Female Nut, Black Only | N/A | 491973BL | N/A | N/A |
| | -8 X 7/8-20 Holley Carb Adapter, Female Nut, Black Only | N/A | 491974BL | N/A | N/A |
|  | -6 X 3/4-16 ORB, Carburetor Adapter Short, Black Only | N/A | 491945BL | N/A | N/A |
| | -8 X 3/4-16 ORB, Carburetor Adapter Short, Black Only | N/A | 491946BL | N/A | N/A |
| | -8 X 3/4-16 ORB, Carburetor Adapter Long, Male, Black Only | N/A | 491947BL | N/A | N/A |
|  | 7/8-20 Inlet Plug, Blank | 491980 | 491980BL | N/A | N/A |
| | 9/16-24 Demon Inlet Plug | 491981 | 491981BL | N/A | N/A |
|  | -6 X Ford EFI, .550" Shank | 491985 | 491985BL | N/A | N/A |
| | -6 X Ford EFI Return, .435" Shank | 491986 | 491986BL | N/A | N/A |
| | -8 X Ford EFI, .550" Shank | 491987 | 491987BL | N/A | N/A |
|  | -6 X 12mm X 1.5 Male, Weber | 491953 | 491953BL | N/A | N/A |
| | -6 X 12mm X 1.25 Male, Solex | 491954 | 491954BL | N/A | N/A |
|  | -8 x 7/8-20 Male, Holley, 2" | 491957 | 491957BL | 491957CL | 491957CH |
| | -10 X 7/8-20 Male, Holley, 2" | 491958 | 491958BL | 491958CL | N/A |
|  | -6 X 10mm X 1.0 Male, Weber | 491961 | 491961BL | 491961CL | N/A |
|  | -6 X 14mm X 1.5 Female, "O" Ring Seal | 491970 | 491970BL | N/A | N/A |
| | -6 X 16mm X 1.5 Female, "O" Ring Seal | 491971 | 491971BL | N/A | N/A |

CARBURETOR, POWER STEERING & FUEL INJECTION ADAPTERS

| | Description | Part Number | Black | Clear | Chrome |
|---|--|-------------|----------|-------|--------|
|  | -8 X 14mm X 1.5 Female, "O" Ring Seal | 491982 | 491982BL | N/A | N/A |
| | -8 X 16mm X 1.5 Female, "O" Ring Seal | 491983 | 491983BL | N/A | N/A |
|  | -6 X 3/8" Female, EFI Adapter | N/A | 491989BL | N/A | N/A |
| | -6 X 5/16" Female, EFI Adapter | N/A | 491990BL | N/A | N/A |
| | -8 X 3/8" Female, EFI Adapter | N/A | 491992BL | N/A | N/A |
|  | -6 X 5/16" Male, EFI Adapter | N/A | 491993BL | N/A | N/A |
| | -6 X 3/8" Male, EFI Adapter | N/A | 491994BL | N/A | N/A |
| | -8 X 3/8" Male, EFI Adapter | N/A | 491996BL | N/A | N/A |
| | -8 x Ford EFI Fuel Tank Outlet, .570" ID | 491991 | 491991BL | N/A | N/A |
|  | -6 X 1/2-20 Female I.F. | N/A | 491940BL | N/A | N/A |
| | -6 X 5/8-18 Female I.F. | N/A | 491942BL | N/A | N/A |

Crush washers and O-rings can be found on page 60.



Luis Corujo
Paradise Racing

APPLICATION SPECIFIC AN ADAPTERS

AN 90° SWIVEL TO MALE PIPE - 991



| AN Size | Pipe Thread | Part Number | Black |
|---------|-------------|-------------|----------|
| -3 | 1/8 NPT | 499103 | 499103BL |
| -4 | 1/8 NPT | 499104 | 499104BL |
| -4 | 1/4 NPT | 499144 | 499144BL |
| -6 | 1/4 NPT | 499106 | 499106BL |
| -6 | 1/8 NPT | 499162 | 499162BL |
| -6 | 3/8 NPT | 499166 | 499166BL |
| -6 | 1/2 NPT | 499168 | 499168BL |
| -8 | 1/4 NPT | 499107 | 499107BL |
| -8 | 3/8 NPT | 499108 | 499108BL |
| -8 | 1/2 NPT | 499188 | 499188BL |
| -10 | 1/2 NPT | 499110 | 499110BL |
| -10 | 3/8 NPT | 499111 | 499111BL |
| -12 | 3/4 NPT | 499112 | 499112BL |
| -12 | 1/2 NPT | 499113 | 499113BL |

FEMALE AN SWIVEL TO PIPE - 993



| AN Size | Pipe Thread | Part Number | Black |
|---------|-------------|-------------|----------|
| -3 | 1/8 NPT | 499303 | 499303BL |
| -4 | 1/8 NPT | 499304 | 499304BL |
| -4 | 1/4 NPT | 499344 | 499344BL |
| -6 | 1/4 NPT | 499306 | 499306BL |
| -6 | 1/8 NPT | 499362 | 499362BL |
| -6 | 3/8 NPT | 499366 | 499366BL |
| -8 | 1/4 NPT | 499307 | 499307BL |
| -8 | 3/8 NPT | 499308 | 499308BL |
| -10 | 1/2 NPT | 499310 | 499310BL |
| -10 | 3/8 NPT | 499311 | 499311BL |
| -12 | 3/4 NPT | 499312 | 499312BL |
| -12 | 1/2 NPT | 499313 | 499313BL |

FEMALE SWIVEL 90° TO PIPE - 994



| AN Size | Pipe Thread | Part Number | Black |
|---------|-------------|-------------|----------|
| -3 | 1/8 NPT | 499403 | 499403BL |
| -4 | 1/8 NPT | 499404 | 499404BL |
| -4 | 1/4 NPT | 499444 | 499444BL |
| -6 | 1/4 NPT | 499406 | 499406BL |
| -6 | 1/8 NPT | 499462 | 499462BL |
| -6 | 3/8 NPT | 499466 | 499466BL |
| -8 | 1/4 NPT | 499407 | 499407BL |
| -8 | 3/8 NPT | 499408 | 499408BL |
| -10 | 1/2 NPT | 499410 | 499410BL |
| -10 | 3/8 NPT | 499411 | 499411BL |
| -12 | 3/4 NPT | 499412 | 499412BL |
| -12 | 1/2 NPT | 499413 | 499413BL |

AN 90° SWIVEL TO METRIC - 992



| AN Size | Thread | Part Number | Black |
|---------|------------|-------------|----------|
| -6 | 14mm X 1.5 | 499214 | 499214BL |
| -6 | 16mm X 1.5 | 499216 | 499216BL |
| -6 | 18mm X 1.5 | 499218 | 499218BL |
| -8 | 14mm X 1.5 | 499234 | 499234BL |
| -8 | 16mm X 1.5 | 499236 | 499236BL |
| -8 | 18mm X 1.5 | 499238 | 499238BL |
| -10 | 14mm X 1.5 | 499244 | 499244BL |
| -10 | 16mm X 1.5 | 499246 | 499246BL |
| -10 | 18mm X 1.5 | 499248 | 499248BL |

AN 90° SWIVEL TO AN STRAIGHT THREAD - 992



| AN Size | Thread | Part Number | Black |
|---------|----------------|-------------|----------|
| -6 | 9/16-18 (6) | 499206 | 499206BL |
| -6 | 7/16-20 (4) | 499264 | 499264BL |
| -6 | 3/4-16 (8) | 499268 | 499268BL |
| -8 | 7/8-14 (10) | 499281 | 499281BL |
| -8 | 9/16-18 (6) | 499207 | 499207BL |
| -8 | 3/4-16 (8) | 499208 | 499208BL |
| -10 | 3/4-16 (8) | 499209 | 499209BL |
| -10 | 7/8-14 (10) | 499210 | 499210BL |
| -10 | 1 1/16-12 (12) | 499211 | 499211BL |
| -12 | 1 1/16-12 (12) | 499212 | 499212BL |
| -12 | 7/8-14 (10) | 499213 | 499213BL |

FEMALE SWIVEL 90° TO AN STRAIGHT THREAD - 990



| AN Size | Thread | Part Number | Black |
|---------|----------------|-------------|----------|
| -6 | 9/16-18 (6) | 499006 | 499006BL |
| -6 | 7/16-20 (4) | 499064 | 499064BL |
| -6 | 3/4-16 (8) | 499068 | 499068BL |
| -8 | 9/16-18 (6) | 499007 | 499007BL |
| -8 | 3/4-16 (8) | 499008 | 499008BL |
| -8 | 7/8-14 (10) | 499081 | 499081BL |
| -10 | 3/4-16 (8) | 499009 | 499009BL |
| -10 | 7/8-14 (10) | 499010 | 499010BL |
| -10 | 1 1/16-12 (12) | 499011 | 499011BL |
| -12 | 1 1/16-12 (12) | 499012 | 499012BL |
| -12 | 7/8-14 (10) | 499013 | 499013BL |

ALUMINUM AN ADAPTERS

F.I. INLET RETURN FITTING - 950



This adapter acts as a high flow inlet to your fuel pump, as well as a spot to return fuel without plumbing another line back to the fuel tank. Available with -10 or -12 inlet, two 9/16-18 (AN -6) return ports, and 3/4-16 mounting threads with a bulkhead nut and "O" ring.

| | |
|--------------------------------|----------|
| -10 Inlet Return Adapter-Black | 495010BL |
| -12 Inlet Return Adapter-Black | 495012BL |



OIL TEMPERATURE ADAPTERS - 930

| Description | Part Number |
|-------------|-------------|
|-------------|-------------|

| | |
|---------|--------|
| 1/2 MPT | 493024 |
| 3/4 MPT | 493025 |

*Adapters made to accept a 5/8-18 temp probe



OIL TEMPERATURE ADAPTERS - 950

Allows easy installation of any mechanical gauge temperature probe in-line using a AN Tee, (not included). AN Tee's are available on page 24.

| Description | Part Number |
|-------------|-------------|
| -8 | 495028 |
| -10 | 495030 |
| -12 | 495032 |
| -16 | 495036 |



FEMALE TO MALE 90° ELBOW - 914

| Description | Blue | Black |
|-------------|--------|----------|
| 1/8 Pipe | 491401 | 491401BL |
| 1/4 Pipe | 491402 | N/A |
| 3/8 Pipe | 491403 | N/A |
| 1/2 Pipe | 491404 | N/A |



FEMALE TO MALE 45° ELBOW 915

| Description | Blue | Black |
|-------------|--------|----------|
| 1/8 Pipe | 491501 | 491501BL |
| 1/4 Pipe | 491502 | N/A |
| 3/8 Pipe | 491503 | N/A |
| 1/2 Pipe | 491504 | N/A |



LS. TEMPERATURE ADAPTER

| Description | Part Number |
|-----------------------|-------------|
| 16 X 1.5MM X 1/8" FPT | 493020BL |
| 12 X 1.5MM X 1/8" FPT | 493022BL |



FEMALE PIPE ELBOW - 916

| Description | Part Number |
|-------------|-------------|
| 1/8 Pipe | 491601 |
| 1/4 Pipe | 491602 |
| 3/8 Pipe | 491603 |
| 1/2 Pipe | 491604 |



FEMALE PIPE TEE - 917

| Description | Part Number | Black |
|-------------|-------------|----------|
| 1/8 FPT | 491701 | 491701BL |
| 1/4 FPT | 491702 | N/A |
| 3/8 FPT | 491703 | N/A |
| 1/2 FPT | 491704 | N/A |




ALUMINUM & STEEL AN ADAPTERS

ALUMINUM WELD BUNGS



1/16 FPT X 1/2" Dia.
Nitrous Specific 496699
1/16 FPT X 5/8" Dia.
Nitrous Specific 496700



1/8 FPT 496701
1/4 FPT 496702
3/8 FPT 496703
1/2 FPT 496704
3/4 FPT 496706
1 FPT 496707



-4 Male 497104
-6 Male 497106
-8 Male 497108
-10 Male 497110
-12 Male 497112
-16 Male 497116
-20 Male 497120



-4 Female 487104
-6 Female 487106
-8 Female 487108
-10 Female 487110
-12 Female 487112
-16 Female 487116



STEEL WELD BUNGS

1/8 FPT 596701
1/4 FPT 596702
3/8 FPT 596703
1/2 FPT 596704
3/4 FPT 596706



-4 Male 597104
-6 Male 597106
-8 Male 597108
-10 Male 597110
-12 Male 597112
-16 Male 597116



WELD BUNGS WITH .750 DIAMETER STEP

1/16 FPT 499500
1/8 FPT 499502
1/4 FPT 499504
3/8 FPT 499506

-3 Female (3/8-24) 499508
-4 Female (7/16-20) 499510
-6 Female (9/16-18) 499512

-3 Male (3/8-24) 499550
-4 Male (7/16-20) 499552
-6 Male (9/16-18) 499554



WELD BUNGS WITH 1.0 DIAMETER STEP

1/2 FPT 499514

-6 Female (9/16-18) 499516
-8 Female (3/4-16) 499518
-10 Female (7/8-14) 499520

-6 Male (9/16-18) 499556
-8 Male (3/4-16) 499558
-10 Male (7/8-14) 499560
-12 Male (1 1/16-12) 499562



WELD BUNGS WITH 1.5 DIAMETER STEP

3/4 FPT 499515

-12 Female (1 1/16-12) 499524
-16 Female (1 5/16-12) 499526

-12 Male (1 1/16-12) 499564
-16 Male (1 5/16-12) 499566
-20 Male (1 5/8-12) 499568

SINGLE HOSE BARB TO AN ADAPTER

-6 X 5/16" Hose 484205BL

HOSE BARB TO PIPE ADAPTER - 840

| Description | Blue | Black |
|----------------------|--------|----------|
| 1/4" Hose X 1/8" NPT | 484004 | 484004BL |
| 3/8" Hose X 1/4" NPT | 484006 | 484006BL |
| 1/2" Hose X 3/8" NPT | 484008 | 484008BL |
| 5/8" Hose X 1/2" NPT | 484010 | 484010BL |
| 3/4" Hose X 3/4" NPT | 484012 | 484012BL |



HOSE BARB TO AN ADAPTER - 841

| Description | Blue | Black |
|----------------------|--------|----------|
| -4 Male X 1/4" Hose | 484104 | 484104BL |
| -6 Male X 3/8" Hose | 484106 | 484106BL |
| -8 Male X 1/2" Hose | 484108 | 484108BL |
| -10 Male X 5/8" Hose | 484110 | 484110BL |
| -12 Male X 3/4" Hose | 484112 | 484112BL |



E-Z CLAMP HOSE ENDS & NITROUS OXIDE SPECIFIC PRODUCTS

Some plumbing jobs require you to install our 3000 Series Stainless Steel Hose or Black Nylon Race Hose over an existing barb, instead of using an AN adapter. The best way to finish the job is with the Fragola Performance Systems E-Z Clamp Hose End. Designed to slip over the end of the braided hose, it has a self-contained hose clamp to secure the hose to the barb.



E-Z Clamp Hoes Ends

| Description | Red | Black | Clear | Chrome | Blue |
|-----------------|--------|--------|--------|--------|--------|
| -3 (.437" ID) | 280003 | 280203 | 280403 | 280103 | 280303 |
| -4 (.505" ID) | 280004 | 280204 | 280404 | 280104 | 280304 |
| -6 (.625 ID) | 280006 | 280206 | 280406 | 280106 | 280306 |
| -8 (.680" ID) | 280008 | 280208 | 280408 | 280108 | 280308 |
| -10 (.827" ID) | 280010 | 280210 | 280410 | 280110 | 280310 |
| -12 (.990" ID) | 280012 | 280212 | 280412 | 280112 | 280312 |
| -16 (1.200" ID) | 280016 | 280216 | 280416 | 280116 | 280316 |
| -20 (1.480" ID) | 280020 | 280220 | 280420 | 280120 | 280320 |



ALUMINUM TUBE NUT - 818

-3 Tube Nut 481803



RED ALUMINUM TUBE NUT - 818

-3 Tube Nut 481823



ALUMINUM TUBE SLEEVE - 819

-3 Tube Sleeve 481903



RED ALUMINUM TUBE SLEEVE - 819

-3 Tube Sleeve 481923



STRAIGHT ADAPTERS 816

| | |
|---------------|---|
| -3 X 1/16 NPT | 481601 |
| -4 X 1/16 NPT | 481602 |
| -4 X 1/4 NPT | 481695 Adapter with Screen-Blue |
| -6 X 1/8 NPT | 481692 Adapter with Screen-Red |
| -6 X 1/4 NPT | 481696 Adapter with Screen-Blue (NPT Side) |
| -6 X 1/4 NPT | 481697 Adapter with Screen-Blue (AN Side) |
| -6 X 1/4 NPT | 482296 90° Adapter with Screen-Blue (AN Side) |



STAINLESS HARD LINE WITH FITTING

304 Annealed Stainless, with one end flared

| | |
|-----------------------|--------|
| 12" 3/16" X .020 Wall | 891001 |
| 24" 3/16" X .020 Wall | 891002 |
| 36" 3/16" X .020 Wall | 891003 |
| 3/16" X 1/8 MPT | 891010 |

(Used to adapt hard line to distribution block)

NITROUS OXIDE AND FUEL SYSTEM PRODUCTS



495001/495003



495005/495006



495002/495004



MALE O-RING BOSS TO MALE ORB AND MALE ORB TO NPT

| Description | Black Only |
|------------------|------------|
| -10 X 3/8" NPT | 494001BL |
| -10 X 1/2" NPT | 494002BL |
| -8 X -8 O-Ring | 494108BL |
| -10 X -10 O-Ring | 494110BL |
| -12 X -12 O-Ring | 494111BL |
| -10 X -8 O-Ring | 494112BL |



495020/495021



495022/495023



997406

GAUGE ADAPTERS - 950

| Description | Blue | Black |
|--|--------|----------|
| -4 Male X -4 Female, Inline, 1/8 FPT on the side | 495000 | 495000BL |
| -6 Male X -6 Male, Inline, 1/8 FPT on the side | 495001 | 495001BL |
| -6 Male X 1/4 NPT, Inline 1/8 FPT on the side | 495009 | 495009BL |
| -6 Male X 3/8 NPT, Inline, 1/8 FPT on the side | 495002 | 495002BL |
| -8 Male X -8 Male, Inline, 1/8 FPT on the side | 495003 | 495003BL |
| -8 Male X 3/8 NPT, Inline, 1/8 FPT on the side | 495004 | 495004BL |
| -6 Male X -6 Female, Inline, 1/8 FPT on the side | 495005 | 495005BL |
| -8 Male X -8 Female, Inline, 1/8 FPT on the side | 495006 | 495006BL |
| -10 Male X -10 Female, Inline, 1/8 FPT on the side | 495008 | 495008BL |
| -12 Male X 12 Female, Inline, 1/8 on the side | N/A | 495014BL |
| -3 X 1/8" FPT Straight | 495020 | 495020BL |
| -4 X 1/8" FPT Straight | 495021 | 495021BL |
| -3 X 1/8" FPT-90° | 495022 | 495022BL |
| -4 X 1/8" FPT-90° | 495023 | 495023BL |
| -6 Male 90° X -6 Male, 1/8 FPT on the side | 997306 | 997306BL |
| -8 Male 90° X -8 Male, 1/8 FPT on the side | 997308 | 997308BL |
| -6 Male Tee, 1/8 FPT on the side | 997406 | 997406BL |
| -8 Male Tee, 1/8 FPT on the side | 997408 | 997408BL |



FUEL PRESSURE GAUGES

Monitor your fuel system performance with these gauges. Available in both "dry" style and liquid filled to dampen the movement.

| | |
|---------------------------|--------|
| 0-15 PSI., Dry | 900001 |
| 0-15 PSI., Liquid Filled | 900002 |
| 0-30 PSI., Dry | 900003 |
| 0-30 PSI., Liquid Filled | 900004 |
| 0-60 PSI., Dry | 900017 |
| 0-60 PSI., Liquid Filled | 900018 |
| 0-100 PSI., Dry | 900019 |
| 0-100 PSI., Liquid Filled | 900020 |



FUEL FILTERS

| Description | Assembly | Element Only |
|----------------------------------|----------|--------------|
| 6 In/out Street/Strip, 40 Micron | 960001BL | 960001E |
| 10 In/out, large, 10 Micron | 960002BL | 960002E |
| 10 In/out, large, 40 Micron | 960003BL | 960003E |
| 10 In/out, large, 100 Micron | 960004BL | 960004E |



NITROUS FLARE JET X MPT

| Description | Blue | Red | Black |
|--------------|--------|----------|----------|
| 3/8-24 X 1/8 | 481703 | 481703RD | 481703BL |

NEW

FUEL PRESSURE REGULATOR LOG

| Description | Part Number |
|--------------------------|-------------|
| -10 AN Female Three Port | 940003BL |



NITROUS SHOWER HEAD

| Description | Part Number |
|-----------------------------------|-------------|
| 3/8 FPT Inlet x 1/4FPT Outlet (4) | 900620BL |



HARDLINE ADAPTERS & ALUMINUM TUBING



BILLET FLARE TO FLARE Y-FITTINGS

| Description | Blue | Red | Black |
|------------------------------------|--------|----------|----------|
| 4AN Male All | 900604 | 900604RD | 900604BL |
| 6AN Male All | 900606 | 900606RD | 900606BL |
| 6AN Male Inlet X 4AN Male Outlets | 900607 | 900607RD | 900607BL |
| 8AN Male All | 900608 | 900608RD | 900608BL |
| 8AN Male Inlet X 6AN Male Outlets | 900609 | 900609RD | 900609BL |
| 10AN Male All | 900610 | 900610RD | 900610BL |
| 10AN Male Inlet X 8AN Male Outlets | 900611 | 900611RD | 900611BL |
| 10AN Male Inlet X 12AN Outlets | 900613 | 900613RD | 900613BL |
| 12AN Male All | 900612 | 900612RD | 900612BL |
| 16AN Inlet X 12AN Outlets | 900617 | 900617RD | 900617BL |



HARDLINE TO MALE AN ADAPTERS

Our Hard-Line to AN Adapter Fittings are machined from 6061 Aluminum and Bright Dip Anodized for good looks and longevity

Use these fittings to connect the bare end of a hard tube to an AN style fitting. Pressure tested to 150 psi.

| Description | Black |
|-----------------|----------|
| -6 Male X 1/4" | 892004BL |
| -6 Male X 5/16" | 892005BL |
| -6 Male X 3/8" | 892006BL |
| -8 Male X 3/8" | 892007BL |
| -8 Male X 1/2" | 892008BL |
| -10 Male X 5/8" | 892010BL |


ALUMINUM TUBE NUT - 818

| Description | Blue | Red | Black |
|--------------|--------|--------|----------|
| -3 Tube Nut | 481803 | 481823 | 481803BL |
| -4 Tube Nut | 481804 | 481824 | 481804BL |
| -6 Tube Nut | 481806 | 481826 | 481806BL |
| -8 Tube Nut | 481808 | N/A | 481808BL |
| -10 Tube Nut | 481810 | N/A | 481810BL |
| -12 Tube Nut | 481812 | N/A | 481812BL |
| -16 Tube Nut | 481816 | N/A | 481816BL |



ALUMINUM TUBE SLEEVE - 819

| Description | Blue | Red | Black |
|-----------------|--------|--------|----------|
| -3 Tube Sleeve | 481903 | 481923 | 481903BL |
| -4 Tube Sleeve | 481904 | 481924 | 481904BL |
| -6 Tube Sleeve | 481906 | 481926 | 481906BL |
| -8 Tube Sleeve | 481908 | N/A | 481908BL |
| -10 Tube Sleeve | 481910 | N/A | 481910BL |
| -12 Tube Sleeve | 481912 | N/A | 481912BL |
| -16 Tube Sleeve | 481916 | N/A | 481916BL |



BULK ALUMINUM TUBING

Lightweight aluminum tubing for nitrous lines, fuel lines and water lines. Simply flare with our 37 degree flaring tool (page 63)
All tubing is easy to work 3003 aluminum, with a .035" wall.



| Tube Diameter | Part Number |
|----------------------|-------------|
| 3/16" (-3), 25' Roll | 890003 |
| 1/4" (-4), 25' Roll | 890004 |
| 3/8" (-6), 25' Roll | 890006 |
| 1/2" (-8), 25' Roll | 890008 |
| 5/8" (-10), 25' Roll | 890010 |

STEEL AN ADAPTERS



RADIUS FITTING
-6 X 9/16-18 (6) 595100



UNION - 815
-3 581503
-4 581504
-6 581506
-8 581508
-10 581510

**STRAIGHT ADAPTERS
816**

-3 X 1/8 NPT 581603
-4 X 1/8 NPT 581604
-4 X 1/4 NPT 581605
-6 X 1/8 NPT 581662
-6 X 1/4 NPT 581606
-6 X 3/8 NPT 581666
-6 X 1/2 NPT 581668
-8 X 1/4 NPT 581607
-8 X 3/8 NPT 581608
-8 X 1/2 NPT 581688
-10 X 3/4 NPT 581609
-10 X 1/2 NPT 581610
-10 X 3/8 NPT 581611
-12 X 3/4 NPT 581612
-12 X 1/2 NPT 581613
-16 X 3/4 NPT 581615
-16 X 1 NPT 581616



45° ADAPTERS - 823

-3 X 1/8 NPT 582303
-4 X 1/8 NPT 582304
-6 X 1/4 NPT 582306
-8 X 3/8 NPT 582308
-10 X 1/2 NPT 582310
-12 X 3/4 NPT 582312
-16 X 1 NPT 582316



**STRAIGHT BULKHEAD
832**

-3 583203
-4 583204
-6 583206



**BULKHEAD TEE-ON-THE-SIDE
834**

-3 583403
-4 583404
-6 583406



TUBE SLEEVE - 819
-3 581903
-4 581904
-6 581906



TUBE NUT - 818
-3 581803
-4 581804
-6 581806



TEE - 824
-3 582403
-4 582404
-6 582406



OIL PRESSURE ADAPTER
-4 X 1/8 NPT 581690



**BULKHEAD TEE ON-THE-RUN
804**

-3 580403
-4 580404
-6 580406



45° BULKHEAD - 837

-3 583703
-4 583704
-6 583706



**TEE PIPE-ON-THE-SIDE
825**

-3 Tee, 1/8 NPT 582503
-4 Tee, 1/8 NPT 582504
-6 Tee, 1/4 NPT 582506



**TEE PIPE-ON-THE-RUN
826**

-3 Tee, 1/8 NPT 582603
-4 Tee, 1/8 NPT 582604
-6 Tee, 1/4 NPT 582606



90° ADAPTERS - 822

-3 X 1/8 NPT 582203
-4 X 1/8 NPT 582204
-6 X 1/4 NPT 582206
-8 X 3/8 NPT 582208
-10 X 1/2 NPT 582210
-12 X 3/4 NPT 582212
-16 X 1 NPT 582216



90° BULKHEAD - 833

-3 583303
-4 583304
-6 583306



BULKHEAD NUT - 924


-3 592403
-4 592404
-6 592406

*COLORS SUBJECT TO CHANGE

POWER STEERING HOSE & HOSE ENDS

Power steering systems pose their own unique set of problems, and the best way to manage the power steering system is with the FPS Power Steering Hose and Fittings. The heart of this system is a specially designed three-braid hose that will withstand the pressure spikes caused by engine RPM and the resistance on the wheels. The special zinc plated steel fittings are easily assembled and are reusable.

POWER STEERING HOSE ENDS



| Description | Steel | Aluminum (Black Anodized) |
|--------------|--------|---------------------------|
| -6 Straight | 250106 | 250107 |
| -8 Straight | 250108 | |
| -10 Straight | 250110 | |
| -6 X 45° | 254506 | 254606 |
| -8 X 45° | 254508 | |
| -10 X 45° | 254510 | |
| -6 X 90° | 259006 | 259106 |
| -8 X 90° | 259008 | |
| -10 X 90° | 259010 | |



POWER STEERING HOSE

Plumbing an automotive power steering system poses a unique set of problems. Pressure spikes caused by engine RPM, and by loading of the wheels, requires a special hose to prevent failures. Fragola Performance Systems offers this hose from the premier hose manufacturer in the USA. With working pressures rated at over 2000 psi., this hose is up to the task in any power steering application.

| AN | Bulk Part Number | 10 foot | 20 Foot |
|-----|------------------|---------|---------|
| -6 | 850006 | 851006 | 852006 |
| -8 | 850008 | 851008 | 852008 |
| -10 | 850010 | 851010 | 852010 |

TECHNICAL SPECIFICATIONS

| AN | I.D. | O.D. | Working Pressure | Burst Pressure | Min. Bend Radius |
|-----|-------|-------|------------------|----------------|------------------|
| -6 | .375" | .680" | 2250 psi. | 9000 psi. | 3 1/2" |
| -8 | .406" | .770" | 2000 psi. | 8000 psi. | 3 1/2" |
| -10 | .500" | .920" | 1750 psi. | 7000 psi. | 4" |

REAL STREET HOSE ENDS

Fragola's Real Street reusable hose ends for P.T.F.E. hose offer a bright dip anodized black finish and eliminate the permeation issues common with aftermarket racing hose. A unique "double-swivel" design allows for clocking adjustment during installation.



STRAIGHT HOSE ENDS

| AN Size | Part Number |
|---------|-------------|
| -4 | 680104BL |
| -6 | 680106BL |
| -8 | 680108BL |
| -10 | 680110BL |
| -12 | 680112BL |



90° HOSE ENDS

| AN Size | Part Number |
|---------|--------------------|
| -4 | 689904BL (Forging) |
| -6 | 689006BL |
| -8 | 689008BL |
| -10 | 689010BL |
| -12 | 689012BL |



30° HOSE ENDS

| AN Size | Part Number |
|---------|-------------|
| -6 | 683006BL |
| -8 | 683008BL |
| -10 | 683010BL |
| -12 | 683012BL |



120° HOSE ENDS

| AN Size | Part Number |
|---------|-------------|
| -6 | 681206BL |
| -8 | 681208BL |
| -10 | 681210BL |
| -12 | 681212BL |



45° HOSE ENDS

| AN Size | Part Number |
|---------|--------------------|
| -4 | 680454BL (Forging) |
| -6 | 684506BL |
| -8 | 684508BL |
| -10 | 684510BL |
| -12 | 684512BL |



150° HOSE ENDS

| AN Size | Part Number |
|---------|-------------|
| -6 | 681506BL |
| -8 | 681508BL |
| -10 | 681510BL |
| -12 | 681512BL |



60° HOSE ENDS

| AN Size | Part Number |
|---------|-------------|
| -6 | 686006BL |
| -8 | 686008BL |
| -10 | 686010BL |
| -12 | 686012BL |



180° HOSE ENDS

| AN Size | Part Number |
|---------|-------------|
| -6 | 681806BL |
| -8 | 681808BL |
| -10 | 681810BL |
| -12 | 681812BL |



REPLACEMENT OLIVE

| AN Size | Part Number |
|---------|-------------|
| -6 | 999306 |
| -8 | 999308 |
| -10 | 999310 |
| -12 | 999312 |



John Julis
J&J Marketing
California

DIRECT FIT REAL STREET HOSE ENDS

In addition to eliminating fuel permeation issues, our Real Street Direct Fit Hose Ends help shave valuable inches in tight applications. Available in Banjo, ORB and NPT configurations.

DIRECT FIT ORB REAL STREET HOSE ENDS



STRAIGHT BANJO - 800

| AN Size | Thread | Part Number |
|---------|-------------------------|-------------|
| -6 | 6AN Male ORB, (9/16-18) | 680006BL |
| -8 | 8AN Male ORB, (3/4-16) | 680008BL |
| -10 | 10AN Male ORB, (7/8-14) | 680010BL |

90° REAL STREET HOSE ENDS

| AN Size | Description | Part Number |
|---------|--------------------------|-------------|
| -6 | 9/16-18 (6) Male ORB | 689706BL |
| -6 | 3/4-16 (8) Male ORB | 689768BL |
| -8 | 9/16-18 (6) Male ORB | 689707BL |
| -8 | 3/4-16 (8) Male ORB | 689708BL |
| -8 | 7/8-14 (10) Male ORB | 689781BL |
| -10 | 3/4-16 (8) Male ORB | 689709BL |
| -10 | 7/8-14 (10) Male ORB | 689710BL |
| -10 | 1-1/16 -12 (12) Male ORB | 689711BL |

DIRECT FIT REAL STREET NPT HOSE ENDS



90° REAL STREET NPT HOSE ENDS

| AN Size | Description | Part Number |
|---------|-------------|-------------|
| -6 | 1/8 NPT | 689962BL |
| -6 | 1/4 NPT | 689906BL |
| -6 | 3/8 NPT | 689966BL |
| -6 | 1/2 NPT | 689968BL |
| -8 | 1/4 NPT | 689907BL |
| -8 | 3/8 NPT | 689908BL |
| -8 | 1/2 NPT | 689988BL |
| -10 | 3/8 NPT | 689911BL |
| -10 | 1/2 NPT | 689910BL |
| -10 | 3/4 NPT | 689909BL |



Mikie Breiner
Mike Breiner Racing

SERIES 6000 P.T.F.E. HOSE

The properties of our Conductive P.T.F.E. Hose make it a natural for all highly corrosive applications like brake fluid. When used to plumb fuel systems, it helps eliminate odors and premature hose failures. P.T.F.E also works well in hot oil and power steering applications. The hose will take high pressure and cycle over and over again without failure. It will handle the pressures of Nitrous Oxide with ease.

6000 SERIES P.T.F.E.-LINED HOSES

| AN Size | Cover | Bulk Part Number | 3 Foot Roll | 6 Foot Roll | 10 Foot Roll | 15 Foot Roll | 20 Foot Roll |
|---------|-------|------------------|-------------|-------------|--------------|--------------|--------------|
| -2 | NONE | 600002 | 603002 | 606002 | 601002 | 601502 | 602002 |
| -3 | NONE | 600003 | 603003 | 606003 | 601003 | 601503 | 602003 |
| -3 | CLEAR | 600013 | 603013 | 606013 | 601013 | 601513 | 602013 |
| -3 | BLACK | 600023 | 603023 | 606023 | 601023 | 601523 | 602023 |
| -4 | NONE | 600004 | 603004 | 606004 | 601004 | 601504 | 602004 |
| -4 | CLEAR | 600014 | 603014 | 606014 | 601014 | 601514 | 602014 |
| -4 | BLACK | 600024 | 603024 | 606024 | 601024 | 601524 | 602024 |
| -6 | NONE | 600006 | 603006 | 606006 | 601006 | 601506 | 602006 |
| -6 | BLACK | 600026 | 603026 | 606026 | 601026 | 601526 | 602026 |
| -8 | NONE | 600008 | 603008 | 606008 | 601008 | 601508 | 602008 |
| -8 | BLACK | 600028 | 603028 | 606028 | 601028 | 601528 | 602028 |
| -10 | NONE | 600010 | 603010 | 606010 | 601010 | 601510 | 602010 |
| -10 | BLACK | 600029 | 603029 | 606029 | 601029 | 601529 | 602029 |
| -12 | NONE | 600012 | 603012 | 606012 | 601012 | 601512 | 602012 |
| -12 | BLACK | 600030 | 603030 | 606030 | 601030 | 601530 | 602030 |



TECHNICAL SPECIFICATIONS

| Part Number | AN Size | Nominal I.D. | Working Pressure | Burst Pressure | Min. Bend Radius |
|-------------|---------|--------------|------------------|----------------|------------------|
| 600003 | -3 | .125" | 3,000 psi. | 12,000 psi. | 2" |
| 600004 | -4 | .187" | 3,000 psi. | 12,000 psi. | 2" |
| 600006 | -6 | .312" | 2,500 psi. | 10,000 psi. | 3" |
| 600008 | -8 | .405" | 2,000 psi. | 8,000 psi. | 5.25" |
| 600010 | -10 | .500" | 1,500 psi. | 6,000 psi. | 6.5" |
| 600012 | -12 | .625" | 1,200 psi. | 4,800 psi. | 7.5" |

REUSABLE P.T.F.E. HOSE ENDS

P.T.F.E.-lined stainless braided hose may be used for brake lines, gauge lines, power steering. These reusable hose ends feature a miniature "olive" that retains the hose inside of the fitting. By replacing this "olive" the hose end may be reused over and over.

STEEL HOSE ENDS

| Description | Part Number |
|--------------------------------|-------------|
| -3 Straight | 600103 |
| -4 Straight | 600104 |
| -6 Straight | 600106 |
| -8 Straight | 600108 |
| -3 Straight With -4 Nut | 600113 |
| -4 Straight With -3 Nut | 600114 |
| -3 X 45°, Forged-Double Swivel | 604503 |
| -4 X 45°, Forged-Double Swivel | 604504 |
| -6 X 45°, Forged-Double Swivel | 604506 |
| -8 X 45°, Forged-Double Swivel | 604508 |
| -3 X 90°, Forged-Double Swivel | 609003 |
| -4 X 90°, Forged-Double Swivel | 609004 |
| -6 X 90°, Forged-Double Swivel | 609006 |
| -8 X 90°, Forged-Double Swivel | 609008 |
| -3 X 10mm Banjo-Straight | 610003 |
| -3 X 10mm Banjo-20° Up | 620003 |
| -3 X 10mm Banjo-20° Side | 620004 |
| -3 X 10mm Banjo-45° Up | 630003 |
| -3 X 10mm Banjo-90° Up | 640003 |



SINGLE SWIVEL HOSE ENDS FOR P.T.F.E. HOSE

| Description | Part Number |
|--------------------|-------------|
| -3 X 45° Forged | 604603 |
| -3 X 45° Bent Tube | 604613 |
| -4 X 45° Forged | 604604 |
| -3 X 90° Forged | 609103 |
| -3 X 90° Bent Tube | 609113 |
| -4 X 90° Forged | 609104 |

ALUMINUM HOSE ENDS FOR P.T.F.E. HOSE

| Description | Part Number |
|-------------------------|-------------|
| -3 Straight | 690103 |
| -4 Straight | 690104 |
| -6 Straight | 690106 |
| -8 Straight | 690108 |
| -3 X 45°, Double Swivel | 690453 |
| -4 X 45°, Double Swivel | 690454 |
| -6 X 45°, Double Swivel | 690456 |
| -8 X 45°, Double Swivel | 690458 |
| -3 X 90°, Double Swivel | 690903 |
| -4 X 90°, Double Swivel | 690904 |
| -6 X 90°, Double Swivel | 690906 |
| -8 X 90°, Double Swivel | 690908 |



REPLACEMENT PARTS

| Description | Part Number |
|-------------------------|-------------|
| -3 Replacement "Olive" | 999303 |
| -4 Replacement "Olive" | 999304 |
| -6 Replacement "Olive" | 999306 |
| -8 Replacement "Olive" | 999308 |
| -10 Replacement "Olive" | 999310 |
| -12 Replacement "Olive" | 999312 |
| -3 Steel Socket Only | 999023 |
| -4 Steel Socket Only | 999024 |
| -6 Steel Socket Only | 999026 |
| -8 Steel Socket Only | 999028 |

STEEL BRAKE ADAPTERS

STEEL BRAKE ADAPTERS - 503/504

Brake Adapters facilitate connection of -3 and -4 P.T.F.E.-lined hose to most popular calipers and wheel cylinders.



| | |
|---------------------------|--------|
| -3 X 10mm X 1.25 I.F. | 650301 |
| -3 X 3/8-24 I.F. | 650302 |
| -3 x 7/16-20 | 650303 |
| -3 X 7/16-24 | 650304 |
| -3 X 1/2-20 I.F. | 650305 |
| -3 X 9/16-18 I.F. | 650306 |
| -3 X 10mm X 1.0 I.F. | 650307 |
| -3 X 10mm X 1.5 | 650308 |
| -3 X 9/16-20 Chrysler M/C | 650309 |
| -3 X 10mm X 1.0 B.F. | 650310 |
| -3 X 10mm X 1.5 B.F. | 650311 |
| -4 X 10mm X 1.25 I.F. | 650401 |
| -4 X 3/8-24 I.F. | 650402 |
| -4 X 7/16-20 | 650403 |
| -4 X 10mm X 1.5 I.F. | 650404 |
| -4 X 1/2-20 | 650405 |
| -4 X 9/16-18 | 650406 |
| -4 X 10mm X 1.0 | 650407 |
| -4 X 7/16-24 I.F. | 650408 |

Tubing Adapters connect the -3 and -4 P.T.F.E.-lined hose to the hard lines mounted on the vehicle.

STEEL TUBING ADAPTERS - 502

Tubing Adapters have the slot for the O.E.M. clip (not provided).



| | |
|-----------------------|--------|
| -3 X 3/8-24 I.F. | 650201 |
| -3 X 10mm X 1.0 I.F. | 650202 |
| -3 X 10mm X 1.25 I.F. | 650203 |
| -3 X 7/16-24 I.F. | 650204 |
| -3 X 10mm X 1.0 B.F. | 650205 |
| -3 X 1/8 FPT | 650206 |
| -4 X 1/8 FPT | 650207 |
| -4 X 3/8-24 I.F. | 650221 |
| -4 X 10mm X 1.0 I.F. | 650222 |
| -4 X 10mm X 1.25 | 650223 |
| -4 X 7/16-24 | 650224 |
| -4 X 10mm X 1.0 B.F. | 650225 |

STEEL BANJO BOLT - 501

Renew your fluid Banjo Bolts with new ones from Fragola Performance Systems. Available in most popular thread combinations.



| | |
|----------------------|--------|
| 3/8-24 | 650150 |
| 7/16-20 | 650151 |
| 10mm X 1.25 | 650152 |
| 10mm X 1.5 | 650153 |
| 7/16-24 | 650154 |
| 10mm X 1.0 | 650155 |
| 1/20-20 Chrysler M/C | 650156 |
| 9/16-20 Chrysler M/C | 650157 |
| 12mm X 1.5 | 650158 |
| 14mm X 1.5 | 650159 |
| 9/16-18 | 650160 |

STEEL BRAKE ADAPTERS, -2 BRAKE LINES



STEEL BRAKE ADAPTER TO HOSE - 506

| | |
|------------------------------|--------|
| -3 Hose End X 3/8-24 Male | 650601 |
| -3 Hose End X 10 X 1.25 Male | 650602 |
| -3 Hose End X 7/16-20 Male | 650603 |
| -3 Hose End X 7/16-24 Male | 650604 |
| -3 Hose End X 1/2-20 Male | 650605 |



STEEL TUBING ADAPTER TO HOSE - 505

| | |
|--------------------------------|--------|
| -3 Hose End X 3/8-24 I.F. | 650501 |
| -3 Hose End X 10 X 1.0 I.F. | 650502 |
| -3 Hose End X 10 X 1.25 | 650503 |
| -3 Hose End X 7/16-24 | 650504 |
| -3 Hose End X 10 X 1.0 B.F. | 650505 |
| -3 Hose End X -3 Male Bulkhead | 650506 |



STEEL BANJO ADAPTER - 501

Banjo Adapters allow installation of P.T.F.E. lines where space is at a premium. A 3/8" banjo adapter may be used for any 10mm application. Seals with two crush washers (not included).

| | |
|-----------------------------|--------|
| -3 X 3/8 | 650103 |
| -4 X 3/8 | 650104 |
| -3 X 7/16 | 650113 |
| -4 X 7/16 | 650114 |
| -3 X 12mm | 650115 |
| -3 X 14mm | 650116 |
| 1/8 FPT X 1/2 Chrysler M/C | 650123 |
| 1/8 FPT X 9/16 Chrysler M/C | 650124 |



BOLT DOWN TEE

3/8-24 On The Side 599913

Requires (3) 650302's and seals with crush washers, (on the run seals with I.F). Crush Washers can be found on page 60.



INLINE TEE FOR BRAKE LIGHT SWITCH

-3 Tee 1/8 FPT On The Side 599903

Replacement crush washers can be found on page 60.

-2 BRAKE LINES WITH -3 NUTS, STRAIGHT X STRAIGHT


-2 Brake Lines increase brake pressure and give many drivers a better pedal "feel". Many teams have reported better lap times after making the switch to a -2 line as a result. Available with steel or aluminum, -3 Nuts.



| Length | Steel Nuts | Blue Alum. Nuts | Black Alum. Nuts |
|--------|------------|-----------------|------------------|
| 10" | 290010 | 290010BU | 290010BL |
| 12" | 290012 | 290012BU | 290012BL |
| 14" | 290014 | 290014BU | 290014BL |
| 16" | 290016 | 290016BU | 290016BL |
| 18" | 290018 | 290018BU | 290018BL |
| 20" | 290020 | 290020BU | 290020BL |
| 22" | 290022 | 290022BU | 290022BL |
| 24" | 290024 | 290024BU | 290024BL |
| 26" | 290026 | 290026BU | 290026BL |
| 30" | 290030 | 290030BU | 290030BL |
| 36" | 290036 | 290036BU | 290036BL |
| 40" | 290040 | 290040BU | 290040BL |
| 48" | 290048 | 290048BU | 290048BL |

P.T.F.E. HOSE ASSEMBLIES WITH NO COVERING

Fragola Performance Systems now offers -3 lines that meet D.O.T. specifications for flexible brake lines. To order just add "D.O.T." to the part number.



-3 1/8 NPT STRAIGHT X -3 1/8 NPT STRAIGHT

| | |
|-----|--------|
| 10" | 310010 |
| 12" | 310012 |
| 14" | 310014 |
| 16" | 310016 |
| 18" | 310018 |
| 20" | 310020 |
| 22" | 310022 |
| 24" | 310024 |
| 30" | 310030 |
| 36" | 310036 |
| 40" | 310040 |
| 48" | 310048 |



-3 1/8 NPT STRAIGHT X BANJO

| | |
|----------------|--------|
| 3/8 Banjo 10" | 330010 |
| 3/8 Banjo 12" | 330012 |
| 3/8 Banjo 14" | 330014 |
| 3/8 Banjo 16" | 330016 |
| 3/8 Banjo 18" | 330018 |
| 3/8 Banjo 20" | 330020 |
| 3/8 Banjo 22" | 330022 |
| 3/8 Banjo 24" | 330024 |
| 7/16 Banjo 10" | 350010 |
| 7/16 Banjo 12" | 350012 |
| 7/16 Banjo 14" | 350014 |
| 7/16 Banjo 16" | 350016 |
| 7/16 Banjo 18" | 350018 |
| 7/16 Banjo 20" | 350020 |
| 7/16 Banjo 22" | 350022 |
| 7/16 Banjo 24" | 350024 |



-3 1/8 NPT X -3 1/8 NPT

| | |
|-----|--------|
| 10" | 300010 |
| 12" | 300012 |
| 14" | 300014 |
| 16" | 300016 |
| 18" | 300018 |
| 20" | 300020 |



-3 1/8 NPT STRAIGHT X -3 1/8 NPT 90°

| | |
|-----|--------|
| 10" | 320010 |
| 12" | 320012 |
| 14" | 320014 |
| 16" | 320016 |
| 18" | 320018 |
| 20" | 320020 |
| 22" | 320022 |
| 24" | 320024 |
| 30" | 320030 |
| 36" | 320036 |
| 40" | 320040 |
| 48" | 320048 |



Fragola Performance System's swagged P.T.F.E. line assemblies are the perfect replacement for those worn out rubber brake lines. Assemblies are available in all popular configurations of -3 and -4 hose ends. Each line is pressure tested to its rated working pressure before shipping. Available for both D.O.T. and off-road use.


-4 1/8 NPT STRAIGHT X -4 1/8 NPT STRAIGHT

| | |
|-----|--------|
| 10" | 360010 |
| 12" | 360012 |
| 14" | 360014 |
| 16" | 360016 |
| 18" | 360018 |
| 20" | 360020 |
| 22" | 360022 |
| 24" | 360024 |
| 30" | 360030 |
| 36" | 360036 |
| 40" | 360040 |
| 48" | 360048 |



-3 1/8 NPT STRAIGHT X -3 1/8 NPT 45°

| | |
|-----|--------|
| 10" | 340010 |
| 12" | 340012 |
| 14" | 340014 |
| 16" | 340016 |
| 18" | 340018 |
| 20" | 340020 |
| 22" | 340022 |
| 24" | 340024 |
| 30" | 340030 |
| 36" | 340036 |
| 40" | 340040 |
| 48" | 340048 |



-4 1/8 NPT X -4 1/8 NPT

| | |
|-----|--------|
| 10" | 306010 |
| 12" | 306012 |
| 14" | 306014 |
| 16" | 306016 |
| 18" | 306018 |
| 20" | 306020 |

P.T.F.E. HOSE ASSEMBLIES WITH WITH CLEAR & BLACK COVERING

Fragola Performance Systems is now offering their popular -3 and -4 P.T.F.E. hose assemblies with clear and black covering. These assemblies were an instant success because of their resistance to scratching anything that they come in contact with. The black covering is popular with those who want to have the traditional look with the performance of P.T.F.E.




CLEAR COVERED -3 X -3 STRAIGHT

| | |
|-----|--------|
| 10" | 311010 |
| 12" | 311012 |
| 14" | 311014 |
| 16" | 311016 |
| 18" | 311018 |
| 20" | 311020 |
| 22" | 311022 |
| 24" | 311024 |
| 30" | 311030 |
| 36" | 311036 |
| 40" | 311040 |
| 48" | 311048 |



CLEAR COVERED -3 STRAIGHT X -3 90°

| | |
|-----|--------|
| 10" | 321010 |
| 12" | 321012 |
| 14" | 321014 |
| 16" | 321016 |
| 18" | 321018 |
| 20" | 321020 |
| 22" | 321022 |
| 24" | 321024 |
| 30" | 321030 |
| 36" | 321036 |
| 40" | 321040 |
| 48" | 321048 |



CLEAR COVERED -3 STRAIGHT X -3 45°

| | |
|-----|--------|
| 10" | 341010 |
| 12" | 341012 |
| 14" | 341014 |
| 16" | 341016 |
| 18" | 341018 |
| 20" | 341020 |
| 22" | 341022 |
| 24" | 341024 |
| 30" | 341030 |
| 36" | 341036 |
| 40" | 341040 |
| 48" | 341048 |



CLEAR COVERED -3 STRAIGHT X BANJO

| | |
|----------------|--------|
| 3/8 Banjo 10" | 331010 |
| 3/8 Banjo 12" | 331012 |
| 3/8 Banjo 14" | 331014 |
| 3/8 Banjo 16" | 331016 |
| 3/8 Banjo 18" | 331018 |
| 3/8 Banjo 20" | 331020 |
| 3/8 Banjo 22" | 331022 |
| 3/8 Banjo 24" | 331024 |
| 7/16 Banjo 10" | 351010 |
| 7/16 Banjo 12" | 351012 |
| 7/16 Banjo 14" | 351014 |
| 7/16 Banjo 16" | 351016 |
| 7/16 Banjo 18" | 351018 |
| 7/16 Banjo 20" | 351020 |
| 7/16 Banjo 22" | 351022 |
| 7/16 Banjo 24" | 351024 |



BLACK COVERED -3 X -3 STRAIGHT

| | |
|-----|--------|
| 10" | 312010 |
| 12" | 312012 |
| 14" | 312014 |
| 16" | 312016 |
| 18" | 312018 |
| 20" | 312020 |
| 22" | 312022 |
| 24" | 312024 |
| 30" | 312030 |
| 36" | 312036 |
| 40" | 312040 |
| 48" | 312048 |



BLACK COVERED -3 STRAIGHT X -3 90°

| | |
|-----|--------|
| 10" | 322010 |
| 12" | 322012 |
| 14" | 322014 |
| 16" | 322016 |
| 18" | 322018 |
| 20" | 322020 |
| 22" | 322022 |
| 24" | 322024 |
| 30" | 322030 |
| 36" | 322036 |
| 40" | 322040 |
| 48" | 322048 |



BLACK COVERED -3 STRAIGHT X -3 45°

| | |
|-----|--------|
| 10" | 342010 |
| 12" | 342012 |
| 14" | 342014 |
| 16" | 342016 |
| 18" | 342018 |
| 20" | 342020 |
| 22" | 342022 |
| 24" | 342024 |
| 30" | 342030 |
| 36" | 342036 |
| 40" | 342040 |
| 48" | 342048 |



BLACK COVERED -3 STRAIGHT X BANJO

| | |
|----------------|--------|
| 3/8 Banjo 10" | 332010 |
| 3/8 Banjo 12" | 332012 |
| 3/8 Banjo 14" | 332014 |
| 3/8 Banjo 16" | 332016 |
| 3/8 Banjo 18" | 332018 |
| 3/8 Banjo 20" | 332020 |
| 3/8 Banjo 22" | 332022 |
| 3/8 Banjo 24" | 332024 |
| 7/16 Banjo 10" | 352010 |
| 7/16 Banjo 12" | 352012 |
| 7/16 Banjo 14" | 352014 |
| 7/16 Banjo 16" | 352016 |
| 7/16 Banjo 18" | 352018 |
| 7/16 Banjo 20" | 352020 |
| 7/16 Banjo 22" | 352022 |
| 7/16 Banjo 24" | 352024 |

Other lengths available. For hose lengths not listed here, please see "How To Order" instructions on page 53 or ask your Fragola Performance Systems salesperson.

6000 SERIES P.T.F.E.-LINED STAINLESS HOSE



-4 STRAIGHT X -4 90°

| | |
|-----|------------|
| 10" | 410-1-2-10 |
| 12" | 410-1-2-12 |
| 14" | 410-1-2-14 |
| 16" | 410-1-2-16 |
| 18" | 410-1-2-18 |
| 20" | 410-1-2-20 |
| 24" | 410-1-2-24 |
| 30" | 410-1-2-30 |
| 36" | 410-1-2-36 |
| 40" | 410-1-2-40 |
| 48" | 410-1-2-48 |



BLACK COVERED -4 STRAIGHT X -4 STRAIGHT

| | |
|-----|------------|
| 10" | 412-1-1-10 |
| 12" | 412-1-1-12 |
| 14" | 412-1-1-14 |
| 16" | 412-1-1-16 |
| 18" | 412-1-1-18 |
| 20" | 412-1-1-20 |
| 24" | 412-1-1-24 |
| 30" | 412-1-1-30 |
| 36" | 412-1-1-36 |
| 40" | 412-1-1-40 |
| 48" | 412-1-1-48 |



BLACK COVERED -4 STRAIGHT X -4 90°

| | |
|-----|------------|
| 10" | 412-1-2-10 |
| 12" | 412-1-2-12 |
| 14" | 412-1-2-14 |
| 16" | 412-1-2-16 |
| 18" | 412-1-2-18 |
| 20" | 412-1-2-20 |
| 24" | 412-1-2-24 |
| 30" | 412-1-2-30 |
| 36" | 412-1-2-36 |
| 40" | 412-1-2-40 |
| 48" | 412-1-2-48 |



-3 x -4 Nut Nitrous Lines

.154 Inside Diameter, (X275 LEGAL)

| Length | Blue | Red | Black |
|--------|------------|------------|------------|
| 8.5" | 390008.5BU | 390008.5RD | 390008.5BL |
| 10" | 390010BU | 390010RD | 390010BL |
| 12" | 390012BU | 390012RD | 390012BL |
| 14" | 390014BU | 390014RD | 390014BL |
| 18" | 390018BU | 390018RD | 390018BL |
| 24" | 390024BU | 390024RD | 390024BL |
| 36" | 390036BU | 390036RD | 390036BL |



Nitrous Supply Lines, Blue Nuts

| Length | Size -4 | Size -6 |
|--------|----------|---------|
| 3 FT | 360036BU | 371036 |
| 4 FT | 360048BU | 371048 |
| 6 FT | 360072BU | 371072 |
| 8 FT | 360096BU | 371096 |
| 10 FT | 360120BU | 371120 |
| 12 FT | 360144BU | 371144 |
| 14 FT | 360168BU | 371168 |
| 16 FT | 360192BU | 371192 |
| 20 FT | 360240BU | 371240 |

P.T.F.E. HOSE ASSEMBLIES WITH "EXT"- EXTREME BLACK COVERING



**EXT BLACK COVERED
-3 X -3 STRAIGHT**

| | |
|-----|----------|
| 10" | 312010BL |
| 12" | 312012BL |
| 14" | 312014BL |
| 16" | 312016BL |
| 18" | 312018BL |
| 20" | 312020BL |
| 22" | 312022BL |
| 24" | 312024BL |
| 30" | 312030BL |
| 36" | 312036BL |
| 40" | 312040BL |
| 48" | 312048BL |



**EXT BLACK COVERED
-3 STRAIGHT X -3 90°**

| | |
|-----|----------|
| 10" | 322010BL |
| 12" | 322012BL |
| 14" | 322014BL |
| 16" | 322016BL |
| 18" | 322018BL |
| 20" | 322020BL |
| 22" | 322022BL |
| 24" | 322024BL |
| 30" | 322030BL |
| 36" | 322036BL |
| 40" | 322040BL |
| 48" | 322048BL |



**EXT BLACK COVERED
-4 STRAIGHT X -4
STRAIGHT**

| | |
|-----|--------------|
| 10" | 412-1-1-10BL |
| 12" | 412-1-1-12BL |
| 14" | 412-1-1-14BL |
| 16" | 412-1-1-16BL |
| 18" | 412-1-1-18BL |
| 20" | 412-1-1-20BL |
| 24" | 412-1-1-24BL |
| 30" | 412-1-1-30BL |
| 36" | 412-1-1-36BL |
| 40" | 412-1-1-40BL |
| 48" | 412-1-1-48BL |



**EXT BLACK COVERED
4 STRAIGHT X -4 90°**

| | |
|-----|--------------|
| 10" | 412-1-2-10BL |
| 12" | 412-1-2-12BL |
| 14" | 412-1-2-14BL |
| 16" | 412-1-2-16BL |
| 18" | 412-1-2-18BL |
| 20" | 412-1-2-20BL |
| 24" | 412-1-2-24BL |
| 30" | 412-1-2-30BL |
| 36" | 412-1-2-36BL |
| 40" | 412-1-2-40BL |
| 48" | 412-1-2-48BL |

Other lengths available. For hose lengths not listed here, please see "How To Order" instructions on page 53 or ask your Fragola Performance Systems salesperson.

P.T.F.E. HOSE ASSEMBLIES

Use these lines for nitrous feed, fuel, oil or water. Other lengths available. For hose lengths not listed here please see "How To Order" instructions on page 53 or ask your Fragola Performance Systems salesperson.



**-6 STRAIGHT
X STRAIGHT
STEEL NUT**

| | |
|-----|--------|
| 12" | 370012 |
| 16" | 370016 |
| 20" | 370020 |
| 24" | 370024 |
| 30" | 370030 |
| 36" | 370036 |
| 42" | 370042 |
| 48" | 370048 |
| 60" | 370060 |
| 72" | 370072 |
| 84" | 370084 |
| 96" | 370096 |

**-6 STRAIGHT
X STRAIGHT
ALUMINUM NUT**

| | |
|-----|--------|
| 12" | 371012 |
| 16" | 371016 |
| 20" | 371020 |
| 24" | 371024 |
| 30" | 371030 |
| 36" | 371036 |
| 42" | 371042 |
| 48" | 371048 |
| 60" | 371060 |
| 72" | 371072 |
| 84" | 371084 |
| 96" | 371096 |

**-8 STRAIGHT
X STRAIGHT
STEEL NUT**

| | |
|-----|--------|
| 12" | 380012 |
| 16" | 380016 |
| 20" | 380020 |
| 24" | 380024 |
| 30" | 380030 |
| 36" | 380036 |
| 42" | 380042 |
| 48" | 380048 |
| 60" | 380060 |
| 72" | 380072 |
| 84" | 380084 |
| 96" | 380096 |

**-8 STRAIGHT
X STRAIGHT
ALUMINUM NUT**

| | |
|-----|--------|
| 12" | 381012 |
| 16" | 381016 |
| 20" | 381020 |
| 24" | 381024 |
| 30" | 381030 |
| 36" | 381036 |
| 42" | 381042 |
| 48" | 381048 |
| 60" | 381060 |
| 72" | 381072 |
| 84" | 381084 |
| 96" | 381096 |



**-6 STRAIGHT
X 45°
STEEL NUT**

| | |
|-----|--------|
| 12" | 374012 |
| 16" | 374016 |
| 20" | 374020 |
| 24" | 374024 |
| 30" | 374030 |
| 36" | 374036 |
| 42" | 374042 |
| 48" | 374048 |
| 60" | 374060 |
| 72" | 374072 |
| 84" | 374084 |
| 96" | 374096 |

**-6 STRAIGHT
X 45°
ALUMINUM NUT**

| | |
|-----|--------|
| 12" | 375012 |
| 16" | 375016 |
| 20" | 375020 |
| 24" | 375024 |
| 30" | 375030 |
| 36" | 375036 |
| 42" | 375042 |
| 48" | 375048 |
| 60" | 375060 |
| 72" | 375072 |
| 84" | 375084 |
| 96" | 375096 |

**-8 STRAIGHT
X 45°
STEEL NUT**

| | |
|-----|--------|
| 12" | 384012 |
| 16" | 384016 |
| 20" | 384020 |
| 24" | 384024 |
| 30" | 384030 |
| 36" | 384036 |
| 42" | 384042 |
| 48" | 384048 |
| 60" | 384060 |
| 72" | 384072 |
| 84" | 384084 |
| 96" | 384096 |

**-8 STRAIGHT
X 45°
ALUMINUM NUT**

| | |
|-----|--------|
| 12" | 385012 |
| 16" | 385016 |
| 20" | 385020 |
| 24" | 385024 |
| 30" | 385030 |
| 36" | 385036 |
| 42" | 385042 |
| 48" | 385048 |
| 60" | 385060 |
| 72" | 385072 |
| 84" | 385084 |
| 96" | 385096 |



**-6 STRAIGHT
X 90°
STEEL NUT**

| | |
|-----|--------|
| 12" | 372012 |
| 16" | 372016 |
| 20" | 372020 |
| 24" | 372024 |
| 30" | 372030 |
| 36" | 372036 |
| 42" | 372042 |
| 48" | 372048 |
| 60" | 372060 |
| 72" | 372072 |
| 84" | 372084 |
| 96" | 372096 |

**-6 STRAIGHT
X 90°
ALUMINUM NUT**

| | |
|-----|--------|
| 12" | 373012 |
| 16" | 373016 |
| 20" | 373020 |
| 24" | 373024 |
| 30" | 373030 |
| 36" | 373036 |
| 42" | 373042 |
| 48" | 373048 |
| 60" | 373060 |
| 72" | 373072 |
| 84" | 373084 |
| 96" | 373096 |

**-8 STRAIGHT
X 90°
STEEL NUT**

| | |
|-----|--------|
| 12" | 382012 |
| 16" | 382016 |
| 20" | 382020 |
| 24" | 382024 |
| 30" | 382030 |
| 36" | 382036 |
| 42" | 382042 |
| 48" | 382048 |
| 60" | 382060 |
| 72" | 382072 |
| 84" | 382084 |
| 96" | 382096 |

**-8 STRAIGHT
X 90°
ALUMINUM NUT**

| | |
|-----|--------|
| 12" | 383012 |
| 16" | 383016 |
| 20" | 383020 |
| 24" | 383024 |
| 30" | 383030 |
| 36" | 383036 |
| 42" | 383042 |
| 48" | 383048 |
| 60" | 383060 |
| 72" | 383072 |
| 84" | 383084 |
| 96" | 383096 |

P.T.F.E. HOSE ASSEMBLIES



**-10 STRAIGHT
X STRAIGHT
BLACK ALUMINUM NUT**

| | |
|-----|---------------|
| 10" | 6010-1-1-10BL |
| 12" | 6010-1-1-12BL |
| 16" | 6010-1-1-16BL |
| 20" | 6010-1-1-20BL |
| 24" | 6010-1-1-24BL |
| 30" | 6010-1-1-30BL |
| 36" | 6010-1-1-36BL |
| 42" | 6010-1-1-42BL |
| 48" | 6010-1-1-48BL |
| 60" | 6010-1-1-60BL |
| 72" | 6010-1-1-72BL |
| 84" | 6010-1-1-84BL |
| 96" | 6010-1-1-96BL |



**-10 STRAIGHT
X -10 45°
BLACK ALUMINUM NUT**

| | |
|-----|---------------|
| 10" | 6010-1-4-10BL |
| 12" | 6010-1-4-12BL |
| 16" | 6010-1-4-16BL |
| 20" | 6010-1-4-20BL |
| 24" | 6010-1-4-24BL |
| 30" | 6010-1-4-30BL |
| 36" | 6010-1-4-36BL |
| 42" | 6010-1-4-42BL |
| 48" | 6010-1-4-48BL |
| 60" | 6010-1-4-60BL |
| 72" | 6010-1-4-72BL |
| 84" | 6010-1-4-84BL |
| 96" | 6010-1-4-96BL |



**-10 STRAIGHT
X -10 90°
BLACK ALUMINUM NUT**

| | |
|-----|---------------|
| 10" | 6010-1-2-10BL |
| 12" | 6010-1-2-12BL |
| 16" | 6010-1-2-16BL |
| 20" | 6010-1-2-20BL |
| 24" | 6010-1-2-24BL |
| 30" | 6010-1-2-30BL |
| 36" | 6010-1-2-36BL |
| 42" | 6010-1-2-42BL |
| 48" | 6010-1-2-48BL |
| 60" | 6010-1-2-60BL |
| 72" | 6010-1-2-72BL |
| 84" | 6010-1-2-84BL |
| 96" | 6010-1-2-96BL |

PTFE HOSE WITH "EXT"-EXTREME BLACK COVERING



**EXT. BLACK COVERED
-6 STRAIGHT X STRAIGHT
BLACK ALUMINUM NUT**

| | |
|-----|---------------|
| 10" | 6026-1-1-10BL |
| 12" | 6026-1-1-12BL |
| 16" | 6026-1-1-16BL |
| 20" | 6026-1-1-20BL |
| 24" | 6026-1-1-24BL |
| 30" | 6026-1-1-30BL |
| 36" | 6026-1-1-36BL |
| 42" | 6026-1-1-42BL |
| 48" | 6026-1-1-48BL |
| 60" | 6026-1-1-60BL |
| 72" | 6026-1-1-72BL |
| 84" | 6026-1-1-84BL |
| 96" | 6026-1-1-96BL |



**EXT. BLACK COVERED
-6 STRAIGHT X 45°
BLACK ALUMINUM NUT**

| | |
|-----|---------------|
| 10" | 6026-1-4-10BL |
| 12" | 6026-1-4-12BL |
| 16" | 6026-1-4-16BL |
| 20" | 6026-1-4-20BL |
| 24" | 6026-1-4-24BL |
| 30" | 6026-1-4-30BL |
| 36" | 6026-1-4-36BL |
| 42" | 6026-1-4-42BL |
| 48" | 6026-1-4-48BL |
| 60" | 6026-1-4-60BL |
| 72" | 6026-1-4-72BL |
| 84" | 6026-1-4-84BL |
| 96" | 6026-1-4-96BL |



**EXT. BLACK COVERED
-6 STRAIGHT X 90°
BLACK ALUMINUM NUT**

| | |
|-----|---------------|
| 10" | 6026-1-2-10BL |
| 12" | 6026-1-2-12BL |
| 16" | 6026-1-2-16BL |
| 20" | 6026-1-2-20BL |
| 24" | 6026-1-2-24BL |
| 30" | 6026-1-2-30BL |
| 36" | 6026-1-2-36BL |
| 42" | 6026-1-2-42BL |
| 48" | 6026-1-2-48BL |
| 60" | 6026-1-2-60BL |
| 72" | 6026-1-2-72BL |
| 84" | 6026-1-2-84BL |
| 96" | 6026-1-2-96BL |



**EXT. BLACK COVERED
-8 STRAIGHT X STRAIGHT
BLACK ALUMINUM NUT**

| | |
|-----|---------------|
| 10" | 6028-1-1-10BL |
| 12" | 6028-1-1-12BL |
| 16" | 6028-1-1-16BL |
| 20" | 6028-1-1-20BL |
| 24" | 6028-1-1-24BL |
| 30" | 6028-1-1-30BL |
| 36" | 6028-1-1-36BL |
| 42" | 6028-1-1-42BL |
| 48" | 6028-1-1-48BL |
| 60" | 6028-1-1-60BL |
| 72" | 6028-1-1-72BL |
| 84" | 6028-1-1-84BL |
| 96" | 6028-1-1-96BL |



**EXT. BLACK COVERED
-8 STRAIGHT X 45°
BLACK ALUMINUM NUT**

| | |
|-----|---------------|
| 10" | 6028-1-4-10BL |
| 12" | 6028-1-4-12BL |
| 16" | 6028-1-4-16BL |
| 20" | 6028-1-4-20BL |
| 24" | 6028-1-4-24BL |
| 30" | 6028-1-4-30BL |
| 36" | 6028-1-4-36BL |
| 42" | 6028-1-4-42BL |
| 48" | 6028-1-4-48BL |
| 60" | 6028-1-4-60BL |
| 72" | 6028-1-4-72BL |
| 84" | 6028-1-4-84BL |
| 96" | 6028-1-4-96BL |



**EXT. BLACK COVERED
-8 STRAIGHT X 90°
BLACK ALUMINUM NUT**

| | |
|-----|---------------|
| 10" | 6028-1-2-10BL |
| 12" | 6028-1-2-12BL |
| 16" | 6028-1-2-16BL |
| 20" | 6028-1-2-20BL |
| 24" | 6028-1-2-24BL |
| 30" | 6028-1-2-30BL |
| 36" | 6028-1-2-36BL |
| 42" | 6028-1-2-42BL |
| 48" | 6028-1-2-48BL |
| 60" | 6028-1-2-60BL |
| 72" | 6028-1-2-72BL |
| 84" | 6028-1-2-84BL |
| 96" | 6028-1-2-96BL |



**EXT. BLACK COVERED
-10 STRAIGHT X STRAIGHT
BLACK ALUMINUM NUT**

| | |
|-----|---------------|
| 10" | 6029-1-1-10BL |
| 12" | 6029-1-1-12BL |
| 16" | 6029-1-1-16BL |
| 20" | 6029-1-1-20BL |
| 24" | 6029-1-1-24BL |
| 30" | 6029-1-1-30BL |
| 36" | 6029-1-1-36BL |
| 42" | 6029-1-1-42BL |
| 48" | 6029-1-1-48BL |
| 60" | 6029-1-1-60BL |
| 72" | 6029-1-1-72BL |
| 84" | 6029-1-1-84BL |
| 96" | 6029-1-1-96BL |



**EXT. BLACK COVERED
-10 STRAIGHT X 45°
BLACK ALUMINUM NUT**

| | |
|-----|---------------|
| 10" | 6029-1-4-10BL |
| 12" | 6029-1-4-12BL |
| 16" | 6029-1-4-16BL |
| 20" | 6029-1-4-20BL |
| 24" | 6029-1-4-24BL |
| 30" | 6029-1-4-30BL |
| 36" | 6029-1-4-36BL |
| 42" | 6029-1-4-42BL |
| 48" | 6029-1-4-48BL |
| 60" | 6029-1-4-60BL |
| 72" | 6029-1-4-72BL |
| 84" | 6029-1-4-84BL |
| 96" | 6029-1-4-96BL |



**EXT. BLACK COVERED
-10 STRAIGHT X 90°
BLACK ALUMINUM NUT**

| | |
|-----|---------------|
| 10" | 6029-1-2-10BL |
| 12" | 6029-1-2-12BL |
| 16" | 6029-1-2-16BL |
| 20" | 6029-1-2-20BL |
| 24" | 6029-1-2-24BL |
| 30" | 6029-1-2-30BL |
| 36" | 6029-1-2-36BL |
| 42" | 6029-1-2-42BL |
| 48" | 6029-1-2-48BL |
| 60" | 6029-1-2-60BL |
| 72" | 6029-1-2-72BL |
| 84" | 6029-1-2-84BL |
| 96" | 6029-1-2-96BL |

HOW TO ORDER CUSTOM FACTORY CRIMPED P.T.F.E. HOSE ASSEMBLIES

5 EASY STEPS

ONE

Choose Hose Size and Style

| | |
|-------------------------------------|------|
| -3 Stainless P.T.F.E., No Cover | 310 |
| -3 Stainless P.T.F.E., Clear Cover | 311 |
| -3 Stainless P.T.F.E., Black Cover | 312 |
| -4 Stainless P.T.F.E., No Cover | 410 |
| -4 Stainless P.T.F.E., Clear Cover | 411 |
| -4 Stainless P.T.F.E., Black Cover | 412 |
| -6 Stainless P.T.F.E., No Cover | 6006 |
| -6 Stainless P.T.F.E., Black Cover | 6026 |
| -8 Stainless P.T.F.E., No Cover | 6008 |
| -8 Stainless P.T.F.E., Black Cover | 6028 |
| -10 Stainless P.T.F.E., No Cover | 6010 |
| -10 Stainless P.T.F.E., Black Cover | 6029 |

TWO

Choose the hose end for both ends.

- #1 for straight female swivel
- #2 for female 90° swivel
- #3 for 3/8" X 10mm banjo
- #4 for female 45° swivel
- #5 for 7/16" banjo
- #6 for 1/8" male pipe
- #7 for straight female swivel with blue aluminum nut
- #8 for straight female swivel with red aluminum nut

Please note: Not all combinations of hose ends are available for each size of hose. Ask your Fragola Performance Systems salesperson for complete details.

THREE

Choose your length
(see diagrams at right for the proper method of measuring).

FOUR

Choose the "clocking" (positioning) of the hose ends when using 45s or 90s on both ends. (Hose end #1 is always straight up, which is called 12 o'clock.)

FIVE

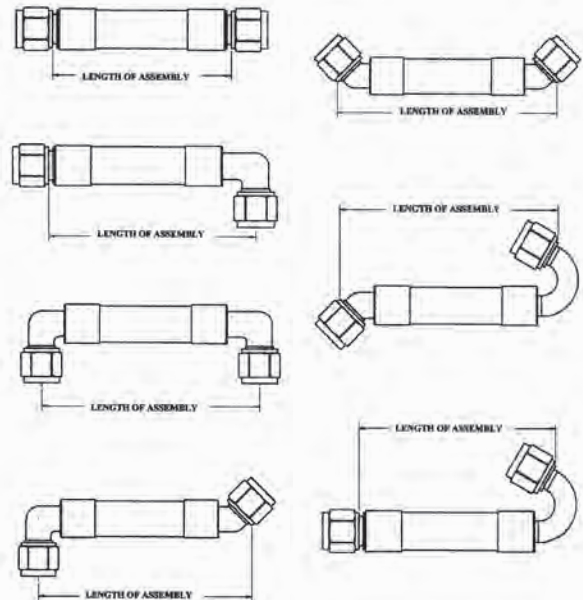
The best bet is to FAX a sketch to: 860-621-1431 showing the position of both ends.

Example: If you wanted a 23" hose assembly with a 45° and a 90° end both clocked the same direction, the part number would be 310-2-4-23"-12 X 12.



Please Note: The hose ends shown above are representative only. The finished product may not exactly match the hose ends pictured.

ILLUSTRATED HOSE MEASUREMENT CHART



F.P.S. Hose Outside Diameter Listing

| Size | SS | Push-Lite | PTFE | Push LOK | Black LT Weight | P/S |
|------|-------|-----------|-------|----------|-----------------|------|
| -3 | N/A | N/A | 0.25 | N/A | N/A | N/A |
| -4 | 0.461 | 0.531 | 0.312 | 0.5 | 0.44 | N/A |
| -6 | 0.57 | 0.656 | 0.445 | 0.63 | 0.56 | 0.68 |
| -8 | 0.672 | 0.812 | 0.549 | 0.78 | 0.67 | 0.77 |
| -10 | 0.82 | 0.938 | 0.648 | 0.91 | 0.82 | 0.92 |
| -12 | 0.961 | 1.063 | N/A | 1.03 | 0.96 | N/A |
| -16 | 1.187 | N/A | N/A | 1.28 | 1.15 | N/A |
| -20 | 1.468 | N/A | N/A | N/A | N/A | N/A |

P.T.F.E. CRIMP FITTING

You can build your own line assemblies, at your location. Our D-100 (page 63) or any crimper that features an adjustable crimp diameter will work fine. Be sure to pressure test your hose assemblies, as a precaution. The pressure test kits are on Page 62.



STRAIGHT CRIMP FITTING WITH COLLAR & PIN,

- 3, Bag of 20 6001023
- 4, Bag of 20 6101023
- 6, Bag of 20 6201023
- 8, Bag of 20 6301023



90° BENT TUBE CRIMP FITTING WITH COLLAR AND PIN

- 3, Bag of 20 6002023
- 4, Bag of 20 6102023
- 6, Bag of 20 6202023
- 8, Bag of 20 6302023



90° FORGED CRIMP FITTING WITH COLLAR AND PIN

- 3, Bag of 20 6002123



45° BENT TUBE CRIMP FITTING WITH COLLAR AND PIN

- 3, Bag of 20 6004023
- 4, Bag of 20 6104023
- 6, Bag of 20 6204023
- 8, Bag of 20 6304023



45° FORGED CRIMP FITTING WITH COLLAR AND PIN

- 3, Bag of 20 6004123
- 4, Bag of 20 6104123



BANJO CRIMP FITTING WITH COLLAR

- 3 X 3/8" Bag of 20 6003023
- 3 X 7/16" Bag of 20 6005023



NPT CRIMP FITTING WITH COLLAR

- 3 X 1/8" Bag of 20 6006023
- 4 X 1/8" Bag of 20 6106023

CRIMP DIAMETER SPECIFICATIONS FOR FRAGOLA PERFORMANCE SYSTEMS P.T.F.E. HOSES

| AN Size | Crimp Diameter | Working Pressure |
|---------|----------------|------------------|
| -3 | .300" - .305" | 3,000 psi. |
| -4 | .350" - .355" | 3,000 psi. |
| -6 | .478" - .483" | 3,000 psi. |
| -8 | .568" - .573" | 2,500 psi. |
| -10 | .735" - .740" | 1,500 psi. |



-10 P.T.F.E. CRIMP FITTING WITH COLLAR

Sold in pairs. Black Anodized only.

- Straight 6401023
- 45° 6404023
- 90° 6402023

CAUTION: The fittings on this page are designed to be used with the P.T.F.E. hose on page 43 of this catalog. Be certain to clean inside of hose assembly prior to installation.

PREMIUM FUEL LINE KITS

Fragola Performance Systems manufactures high performance fuel line kits for the most popular carburetors. Each comes completely assembled with a high flow adapter, an EZ system of detachment for quick jet changes, and a special plugged cap with a provision for a fuel pressure gauge (not included) see page 37.



FUEL LINE KITS

| Size | Fits | Center-Center | Part Number |
|--------------|-------------------------------|---------------|-------------|
| -6 X 9/16-24 | Single Inlet Holley | N/A | 920001 |
| -6 X 7/8-20 | Dual Inlet Holley-4150 | 9.3" | 920002 |
| -6 X 7/8-20 | Dual Inlet Holley-4150-Black | 9.3" | 920002BL |
| -6 X 7/8-20 | Dual Inlet Holley-4150-Chrome | 9.3" | 920002CH |
| -8 X 7/8-20 | Dual Inlet Holley-4150 | 9.3" | 920003 |
| -8 X 7/8-20 | Dual Inlet Holley-4150-Black | 9.3" | 920003BL |
| -8 X 7/8-20 | Dual Inlet Holley-4150-Chrome | 9.3" | 920003CH |
| -6 X 7/8-20 | Dual Inlet Holley-4500 | 11.35" | 920004 |
| -6 X 7/8-20 | Dual Inlet Holley-4500-Black | 11.35" | 920004BL |
| -6 X 7/8-20 | Dual Inlet Holley-4500-Chrome | 11.35" | 920004CH |
| -8 X 7/8-20 | Dual Inlet Holley-4500 | 11.35" | 920005 |
| -8 X 7/8-20 | Dual Inlet Holley-4500-Black | 11.35" | 920005BL |
| -8 X 7/8-20 | Dual Inlet Holley-4500-Chrome | 11.35" | 920005CH |
| -6 X 9/16-24 | Demon | 9.5" | 920006 |
| -6 X 9/16-24 | Demon-Black | 9.5" | 920006BL |
| -6 X 9/16-24 | Demon-Chrome | 9.5" | 920006CH |
| -8 X 9/16-24 | Demon | 9.5" | 920007 |
| -8 X 9/16-24 | Demon-Black | 9.5" | 920007BL |
| -8 X 9/16-24 | Demon-Chrome | 9.5" | 920007CH |

COMPONENTS

| Description | Part Number |
|--|-------------|
| -6 Straight Hose End | 100106 |
| -6 Straight Hose End-Black | 100106BL |
| -8 Straight Hose End | 100108 |
| -8 Straight Hose End-Black | 100108BL |
| -6 X 7/8-20, 3" long, Inlet Fitting | 491975 |
| -6 X 7/8-20, 3" long, Inlet Fitting-Black | 491975BL |
| -8 X 7/8-20, 3" long, Inlet Fitting | 491976 |
| -8 X 7/8-20, 3" long, Inlet Fitting-Black | 491976BL |
| -6 X 9/16-24, 3" long, Inlet Fitting | 491977 |
| -6 X 9/16-24, 3" long, Inlet Fitting-Black | 491977BL |
| -8 X 9/16-24, 3" long, Inlet Fitting | 491978 |
| -8 X 9/16-24, 3" long, Inlet Fitting-Black | 491978BL |

COMPONENTS

| Description | Part Number |
|--------------------------------------|-------------|
| -6 Cap with 1/8 FPT and a plug | 492926 |
| -6 Cap with 1/8 FPT and a plug-Black | 492926BL |
| -8 Cap with 1/8 FPT and a plug | 492928 |
| -8 Cap with 1/8 FPT and a plug-Black | 492928BL |
| -6 Tee, Swivel on the side | 498203 |
| -6 Tee, Swivel on the side-Black | 498203BL |
| -8 Tee, Swivel on the side | 498204 |
| -8 Tee, Swivel on the side-Black | 498204BL |
| -6 Stainless Braided Hose | 700006 |
| -8 Stainless Braided Hose | 700008 |

PREMIUM FUEL LINE KITS

FUEL LINE KITS BLACK on BLACK

| Size | Fits | Center-Center | Part Number |
|--------------|------------------------|---------------|-------------|
| -6 X 7/8-20 | Dual Inlet Holley-4150 | 9.3" | 930002BL |
| -8 X 7/8-20 | Dual Inlet Holley-4150 | 9.3" | 930003BL |
| -6 X 7/8-20 | Dual Inlet Holley-4500 | 11.35" | 930004BL |
| -8 X 7/8-20 | Dual Inlet Holley-4500 | 11.35" | 930005BL |
| -6 X 9/16-24 | Demon | 9.5" | 930006BL |
| -8 X 9/16-24 | Demon | 9.5" | 930007BL |

FUEL LINE KITS BLACK and CHROME

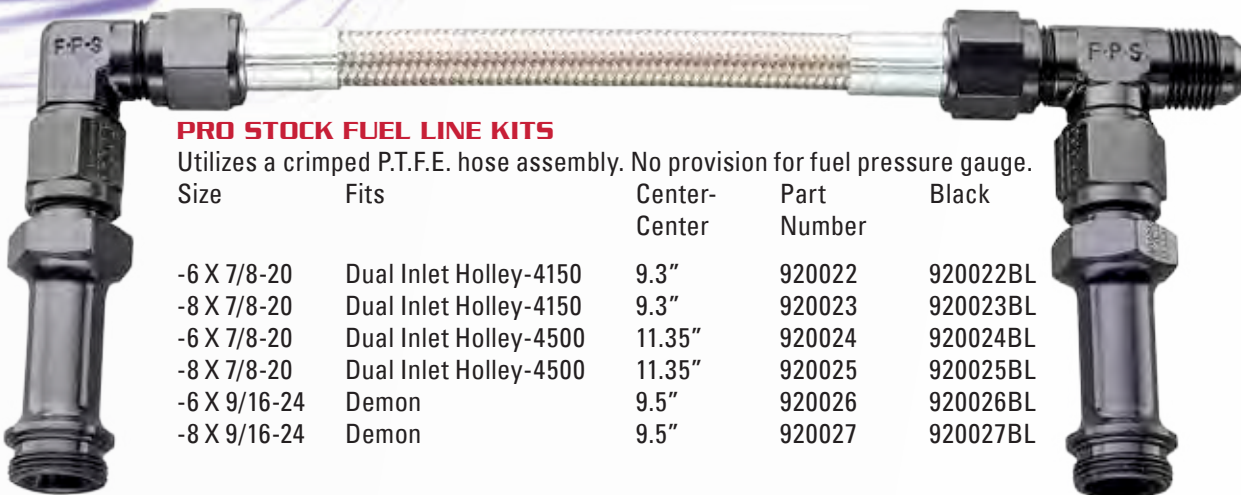
| Size | Fits | Center-Center | Part Number |
|--------------|------------------------|---------------|-------------|
| -6 X 7/8-20 | Dual Inlet Holley-4150 | 9.3" | 930002CH |
| -8 X 7/8-20 | Dual Inlet Holley-4150 | 9.3" | 930003CH |
| -6 X 7/8-20 | Dual Inlet Holley-4500 | 11.35" | 930004CH |
| -8 X 7/8-20 | Dual Inlet Holley-4500 | 11.35" | 930005CH |
| -6 X 9/16-24 | Demon | 9.5" | 930006CH |
| -8 X 9/16-24 | Demon | 9.5" | 930007CH |

COMPONENTS CHROME

| Description | Part Number |
|-------------------------------------|-------------|
| -6 9/16-18 (6), Radius Fitting | 495100CH |
| -6 3/4-16 (8), Radius Fitting | 495101CH |
| -8 9/16-18 (6), Radius Fitting | 495102CH |
| -8 3/4-16 (8), Radius Fitting | 495103CH |
| -8 7/8-14 (10), Radius Fitting | 495104CH |
| -10 3/4-16 (8), Radius Fitting | 495105CH |
| -10 7/8-14 (10), Radius Fitting | 495106CH |
| -10 1 1/16-12 (12), Radius Fitting | 495107CH |
| -12 7/8-14 (10), Radius Fitting | 495108CH |
| -12 1 1/16-12 (12), Radius Fitting | 495109CH |
| -6 X 3/8" MPT, Straight A-N Adapter | 481666CH |
| -6 X 1/2" MPT, Straight A-N Adapter | 481668CH |
| -8 X 1/2" MPT, Straight A-N Adapter | 481688CH |
| -8 X 3/8" MPT, Straight A-N Adapter | 481608CH |
| -6 X 9/16-24 Male, Holley & Demon | 491951CH |
| -6 X 7/8-20 Male Holley-4150 | 491952CH |
| -8 X 7/8-20 Male, Holley | 491957CH |
| -8 X 9/16-24 Male, Holley & Demon | 491966CH |



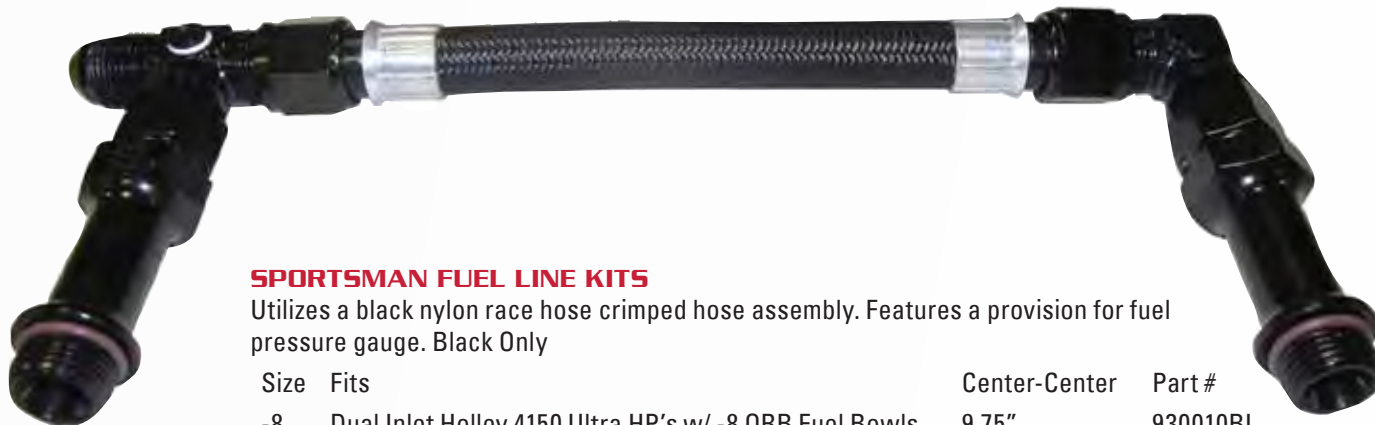
PREMIUM FUEL LINE KITS



PRO STOCK FUEL LINE KITS

Utilizes a crimped P.T.F.E. hose assembly. No provision for fuel pressure gauge.

| Size | Fits | Center-Center | Part Number | Black |
|--------------|------------------------|---------------|-------------|----------|
| -6 X 7/8-20 | Dual Inlet Holley-4150 | 9.3" | 920022 | 920022BL |
| -8 X 7/8-20 | Dual Inlet Holley-4150 | 9.3" | 920023 | 920023BL |
| -6 X 7/8-20 | Dual Inlet Holley-4500 | 11.35" | 920024 | 920024BL |
| -8 X 7/8-20 | Dual Inlet Holley-4500 | 11.35" | 920025 | 920025BL |
| -6 X 9/16-24 | Demon | 9.5" | 920026 | 920026BL |
| -8 X 9/16-24 | Demon | 9.5" | 920027 | 920027BL |



SPORTSMAN FUEL LINE KITS

Utilizes a black nylon race hose crimped hose assembly. Features a provision for fuel pressure gauge. Black Only

| Size | Fits | Center-Center | Part # |
|------|--|---------------|----------|
| -8 | Dual Inlet Holley 4150 Ultra HP's w/ -8 ORB Fuel Bowls | 9.75" | 930010BL |
| -8 | Dual Inlet Holley 4500 Ultra HP's w/ -8 ORB Fuel Bowls | 10.75" | 930012BL |
| -8 | Dual Inlet Holley 4150 w/ 7/8-20 Fuel Bowls | 9.3" | 930014BL |
| -8 | Dual Inlet Holley 4500 w/ 7/8-20 Fuel Bowls | 11.35" | 930016BL |



PLUMBING KITS, FUEL, AND REPLACEMENT PARTS



FUEL CELL PICK-UP KIT

This kit allows the end user to plumb various sized pick-up lines in any plastic fuel cell. Kit comes complete with bulkhead fitting, nut, plastic sealing washers, straight Push-Lite Hose End and a length of push on hose.

- 6 Fuel Cell Kit 900700
- 8 Fuel Cell Kit 900701
- 10 Fuel Cell Kit 900702
- 12 Fuel Cell Kit 900703



Y FUEL BLOCK

Tapped 1/8" FPT for pressure gauge.

- 8 All Ports 482448
- 1/2" FPT All Ports 482450



SPORTSMAN DUAL FEED FUEL LINE KIT

This kit is ideal for those who do not need a pressure port for fuel pressure. By changing a few components we arrived with a very cost effective fuel line for both Holley and Demon carburetors. Available in -6 AN only.

Fits Holley 4150, -6 AN 920012
Fits Demon, -6 AN 920016



REPLACEMENT SOCKETS

Series 2000 Pro-Flow Hose Ends

Page 5-9

For Use With Push-Lite Hose Only

- 4 Black 998204
- 6 Black 998206
- 8 Black 998208
- 10 Black 998210
- 12 Black 998212

Series 3000 Aluminum Hose Ends

Pages 10-14

- 4 Red 999004
- 6 Red 999006
- 8 Red 999008
- 10 Red 999010
- 12 Red 999012
- 16 Red 999016
- 20 Red 999020



Series 6000 Steel Hose Ends

Pages 43-44

- 3 Steel 999023
- 4 Steel 999024
- 6 Steel 999026
- 8 Steel 999028



Other sockets are available for the full line of Fragola Performance Systems hose ends. Inquire with the factory as to the availability of any specific product.



VACUUM PUMP PLUMBING KITS

Fragola's new Vacuum Pump Plumbing Kits for all popular brands of vacuum kits. Featuring Fragola's Premium Black Nylon Covered Hose, each vacuum kit contains six feet of black hose, two -12 straight hose ends and two -12 90° hose ends. Kits are available with either black hose ends or with the new chrome hose ends.

- Vacuum Pump Plumbing Kit (#12) Black 900649BL
- Vacuum Pump Plumbing Kit (#12) Chrome 900649CH



VACUUM PUMP FITTINGS

- #12 x #12 Radius Fitting, Vacuum Pump, Black 495641BL
- #12 x #12 Radius Fitting, Vacuum Pump, Chrome 495641CH



CAPS, PLUGS & SEALS



CAPS

Use these plastic caps to protect the AN threads when the hose ends are removed. Sold in bags of 10 pieces.

| | |
|-----------------------|--------|
| -3, 3/8-24 Thread | 900800 |
| -4, 7/16-20 Thread | 900802 |
| -6, 9/16-18 Thread | 900804 |
| -8, 3/4-16 Thread | 900806 |
| -10, 7/8-14 Thread | 900808 |
| -12, 1 1/16-12 Thread | 900810 |
| -16, 1 5/16-12 Thread | 900812 |



PLUGS

Use these plastic plugs to seal your hoses and to keep dirt out when disassembled. Sold in bags of 10 pieces.

| | |
|-----------------------|--------|
| -3, 3/8-24 Thread | 900900 |
| -4, 7/16-20 Thread | 900902 |
| -6, 9/16-18 Thread | 900904 |
| -8, 3/4-16 Thread | 900906 |
| -10, 7/8-14 Thread | 900908 |
| -12, 1 1/16-12 Thread | 900910 |
| -16, 1 5/16-12 Thread | 900912 |



HI-TEMP PUSH-LITE CAPS

For higher than standard temperature applications. Sold in black only, bags of 10 pieces.

| | |
|-----|--------|
| -4 | 999500 |
| -6 | 999502 |
| -8 | 999504 |
| -10 | 999506 |
| -12 | 999508 |
| -16 | 999510 |



STAINLESS INNER SUPPORT SPRINGS

An extra measure of support for high vacuum applications with stainless braided hose. Installs by using a solid rod smaller than the inside of the hose. Slit the end of the rod, and wind the support spring into the hose. Light lubrication eases installation. Available in 10 ft. lengths only.

| | |
|-----|--------|
| -8 | 799008 |
| -10 | 799010 |
| -12 | 799012 |
| -16 | 799016 |
| -20 | 799020 |



GROMMET SEALS

Use these grommet seals to run lines through various panels in place of bulkhead fittings. Made from fire-retardant rubber bonded to an anodized aluminum ring.

| | |
|----------------------------------|--------|
| 1.5" Dia. Blank-Single | 999400 |
| 3" Dia. 1/4" Hole-Single | 999402 |
| 3" Dia. 1/2" Hole-Single | 999404 |
| 3" Dia. 1" Hole-Single | 999406 |
| 5 1/4" Long, Two Hole | 999408 |
| 2" Dia. .400" Hole-Bellows Style | 999410 |
| 1.5" Dia. Blank-Pointed | 999412 |

999400

999410

999404

999412

999408

CLAMPS & WASHERS



PUSH LOK CLAMPS and PLIERS

These lightweight stainless steel band clamps are "just the ticket" for push on applications that will see elevated pressures or temperatures. With a simple squeeze of the pliers you can add the extra measure of protection to any push-on hose assembly. Sold in pairs by hose size, and also available in a Master Pack of 10 clamps of each size. Special crimping pliers may be utilized for installation and E-Z clamp removal. A must for every toolbox.

| | |
|--------------------|--------|
| Clamp Pliers | 999150 |
| -4 - Pair | 999154 |
| -6 - Pair | 999156 |
| -8 - Pair | 999158 |
| -10 - Pair | 999160 |
| -12 - Pair | 999162 |
| -16 - Pair | 999164 |
| 10 ea. Master Pack | 999170 |

ALUMINUM AN 901 CRUSH WASHERS




| | |
|-------------------------|--------|
| -3 (3/8") - 10 Pack | 999201 |
| -4 (7/16") - 10 Pack | 999202 |
| -6 (9/16") - 10 Pack | 999203 |
| -8 (3/4") - 10 Pack | 999204 |
| -10 (7/8") - 10 Pack | 999205 |
| -12 (1 1/16") - 10 Pack | 999206 |
| -16 (1 5/16") - 10 Pack | 999208 |
| 8mm - 10 Pack | 999209 |
| 10mm - 10 Pack | 999210 |
| 1/2" - 10 Pack | 999211 |
| 12mm - 10 Pack | 999212 |
| 14mm - 10 Pack | 999214 |
| 16mm - 10 Pack | 999216 |
| 18mm - 10 Pack | 999218 |
| 20mm - 10 Pack | 999220 |
| 22mm - 10 Pack | 999222 |

VITON O-RINGS

(Sold in packs of 10)

| | |
|-----|--------|
| -2 | 999120 |
| -3 | 999108 |
| -4 | 999109 |
| -6 | 999110 |
| -8 | 999111 |
| -10 | 999112 |
| -12 | 999113 |
| -16 | 999114 |



REPLACEMENT CRUSH WASHERS

| | |
|---|--------|
| For 491950, 967 (5/8" I.D.) | 999101 |
| For 491951, 966, 977, 978 - (9/16" I.D.) | 999102 |
| For 491952, 957, 958, 975, 976 - (7/8" I.D.) | 999103 |
| For 491965 - (1" I.D.) | 999104 |

E-Z FIT REPLACEMENT CLAMP

| | |
|--------------------------|--------|
| -3 E-Z Fit 3/8" I.D. | 999251 |
| -4 E-Z Fit 7/16" I.D. | 999252 |
| -6 E-Z Fit 9/16" I.D. | 999253 |
| -8 E-Z Fit 21/32" I.D. | 999254 |
| -10 E-Z Fit 13/16" I.D. | 999255 |
| -12 E-Z Fit 15/16" I.D. | 999256 |
| -16 E-Z Fit 1 5/32" I.D. | 999257 |
| -20 E-Z Fit 1 7/16" I.D. | 999258 |



NYLON SEALING WASHERS

| | |
|------------------------------|--------|
| 9/16" I.D. (6) - 10 Pack | 999126 |
| 3/4" I.D. (8) - 10 Pack | 999128 |
| 7/8" I.D. (10) - 10 Pack | 999130 |
| 1 1/16" I.D. (12) - 10 Pack | 999132 |
| 13/16" I.D. Special for | 999134 |
| -16 Banjo (#100017BL) - Pair | |



PADDED LINE CLAMPS & FIRE SLEEVE



PADDED LINE CLAMPS

Light weight aluminum line clamps lined with neoprene rubber, secure hoses for their protection.

| | |
|---|--------|
| 1/4" (.250") Padded Line Clamps, Bag of 10 Pieces | 900950 |
| 3/8" (.375") Padded Line Clamps, Bag of 10 Pieces | 900951 |
| 1/2" (#4) Padded Line Clamps, Bag of 10 Pieces | 900952 |
| 5/8" (#6) Padded Line Clamps, Bag of 10 Pieces | 900953 |
| 3/4" (#8) Padded Line Clamps, Bag of 10 Pieces | 900954 |
| 7/8" (#10) Padded line Clamps, Bag of 10 Pieces | 900955 |
| 1" (#12) Padded Line Clamps, Bag of 5 Pieces | 900956 |
| 1 1/4" (#16) Padded Line Clamps, Bag of 5 Pieces | 900957 |
| 1 1/2" (#20) Padded Line Clamps, Bag of 5 Pieces | 900958 |



ULTRALIGHTWEIGHT FIRE SLEEVE

Resin-coated fiberglass sleeve good for up to 1200 degrees. Available in black only.

| Size Range | Bulk Part Number |
|--------------------------------|------------------|
| 3/8" X 5/8" (.375" X .625") | 880000 |
| 1/2" X 3/4" (.50" X .750") | 880001 |
| 5/8" X 7/8" (.626" X .875") | 880002 |
| 3/4" X 1 1/8" (.75" X 1.125") | 880003 |
| 7/8" X 1 1/4" (.875" X 1.250") | 880004 |
| 1" X 1 5/8" (1.0" X 1.625") | 880005 |



AN WRENCHES

Manufactured from heat-treated aluminum, this set is the best insurance against marring the finish of your Fragola Performance Systems fittings during assembly. A 3/8" ratchet ID on wrenches allows for accurate torquing of A-N fitting and hose end. Custom short handle also helps prevent over-torquing. Sold in sets of five, also available separately.

| AN Size | Single Open End | Double Open End |
|---------|-----------------|-----------------|
| -4 | N/A | 900084 |
| -6 | 900006 | 900086 |
| -8 | 900008 | 900088 |
| -10 | 900010 | 900090 |
| -12 | 900012 | 900092 |
| -16 | 900016 | 900096 |
| -20 | N/A | 900098 |

WRENCH SETS

| | |
|---|--------|
| Single Open End Five Piece Wrench Set | 900050 |
| Double Open End Five Piece Wrench Set -6 Through -16 | 900100 |

SPECIAL TOOLS & ACCESSORIES



HAND HELD HOSE SHEAR

There are a number of methods for cutting stainless braided hose, but the quickest and easiest is the hand held hose shear. With one stroke, hose up to -12 can be cut quickly and cleanly. Some braid strands may need additional clipping with side-cut wire pliers. NOTE: Cannot be used on all types of hose, as some multi-layer hose like power steering hose may be too thick or tough.

Hand Held Hose Shear 900062



HOSE TEST KIT

This economical pressure test kit is a must for every toolbox. It allows the quick testing of your -3 through -16 hose assemblies. A compressed air source is needed to pressurize the hose, plus a water bath to submerge and check for leaks.

INDIVIDUAL LINE TESTERS (Tests single hose assembly.)

| AN Size | Part Number | AN Size | Part Number |
|---------|-----------------------------|--------------|-------------|
| -3 | 900663 | -10 | 900670 |
| -4 | 900664 | -12 | 900672 |
| -6 | 900666 | -16 | 900676 |
| -8 | 900668 | Complete Kit | 900060 |
| | *Replacement Schrader Valve | | 999180 |



GARDEN HOSE FLUSH AND TEST KITS

Great for flushing out or testing new hose assemblies before installation. Can also be used to flush debris from hose assemblies after an engine or transmission failure.

| AN Size | Description | Part Number |
|----------------|--------------------------------|-------------|
| -8 | -8 x Garden Hose Adapter Only* | 900555BL |
| -6 Through -10 | Sportsmen Test Kt | 900556BL |
| -4 Through -16 | Master Test Kit | 900557BL |

*Note: Part # 900555BL requires -8 plug, part # 480608BL to perform a low pressure leak test on -8 hose assemblies.



LEVER TUBING BENDERS

Open slide slips over the tube at any point. Makes smooth, tight radius bends up to 180 degrees with minimum effort. Does not score or flatten the tubing.

3/16" Hard Line Bender 900501
1/4" Hard Line Bender 900502



P.T.F.E. THREAD TAPE

Pipe Tape 1/4" X 43' 900063



RUBBER HOSE CUTTER

Rubber Hose Cutter 900066



-3 AND -4 P.T.F.E. BRAID SPREADER

This handy tool makes it a snap to open up the braiding in order to seat the "olive" over the P.T.F.E. liner on -3 and -4 hose. This tool can also be used to flush up against the end of the hose before continuing the installation of reusable hose ends.

Braid Spreader For -3 and -4 Hose 900065

SPECIAL TOOLS & ACCESSORIES



WISE JAWS

These magnetized aluminum vise jaws will hold your fittings securely during assembly.

Vise Jaws (Fits most vises with 3" jaws) 900061

37° FLARING TOOL

The AN specification calls for a 37° JIC flare in order to seal hard line tubing on the flare of the matching adapter. This economical flaring tool works on 3/16" through 5/8" diameter tubing. The faceted hard chrome-finished cone rolls out a perfect flare and burnishes the surface at the same time. Large handle gives excellent leverage. Ok for use on stainless tubing.

37° Flaring Tool For 3/16" – 5/8" Diameter Tubing 900500

KOUL TOOL - 2000/3000 Series Hose Ends

This handy composite device makes installing the socket over the cut end of the stainless hose a breeze. Three sizes in a box, and they fit all brands of AN fittings.

Koul Tool Fits -4, -6, -8 900510

Koul Tool Fits -10, -12, -16 900511

KOUL TOOL - EZ On Push-Lok Hose Press

Allows complete assembly of Push-Lok hose and ends without the need for heat or boiling water. Works on sizes -4 through -16 AN.

Koul Tool - EZ On Hose Press 900512

CRIMP MACHINE

The best bench mount portable crimp machine available anywhere. Custom Crimp designed the D-100 Model to be the easiest to operate whether you are a novice or crimp hoses for your living.

- The precision micrometer allows quick settings and gives 100% repeatability time after time.
- Removable pusher allows fast changes between straight and angled fittings.
- Inverted die allows the operator to accurately position the fitting prior to the final crimp.
- Hand pump allows the user to "go anywhere" to make professional-quality crimps.

| | |
|--|--------|
| Crimp Machine and Hand Pump (No Die Sets) | 900200 |
| 3 Die Set, PTFE HOSE, Crimp Range .275" - .315" | 900208 |
| 4 Die Set, PTFE HOSE, Crimp Range .315" - .397" | 900201 |
| 6 Die Set, PTFE Hose, Crimp Range .393"-.521" | 900211 |
| 6 Die Set, 3000 SS Hose, Black Race Hose, Crimp Range .626" - .787" | 900203 |
| 8 Die Set, 3000 SS Hose, Black Race Hose, Crimp Range .748" - .905" | 900202 |
| 10 Die Set, 3000 SS Hose, Black Race Hose, Crimp Range .866" - 1.023" | 900204 |
| 12 Die Set, 3000 SS Hose, Black Race Hose, Crimp Range 1.102" - 1.258" | 900206 |
| 16 Die Set, 3000 SS Hose, Black Race Hose, Crimp Range 1.220" - 1.377" | 900207 |
| Optional, Pneumatic Pump - Requires Air Source | 900210 |



FRAGOLA P.O.P. PRODUCT DISPLAY

FRAGOLA P.O.P. DISPLAY & PLAN-O-GRAMS

Fragola's plan-o-gram kit with P.O.P. display features all of the "A" list parts you will need to get started in the performance plumbing business. Clamshell packaging features full color graphic cards that will be sure to attract your customer's attention.

- 999100 P.O.P. Display Only (comes with rack on casters, 40 hooks, clamshell packaging, one shelf and patriotic signage).
- 999100A P.O.P. Display with A-Mover Plan-o-gram (Black Products Only)
- 999100B P.O.P. Display with A-Mover Plan-o-gram (Red/Blue Products Only)

Replacement Parts:

- 999100S Additional Shelf (each)
- 999100H Additional Hooks (each)

Kit Contents

| P/N | Qty | Description | P/N | Qty | Description |
|--------|-----|---------------------------------------|--------|-----|--|
| | | | 493205 | 2 | 1/2" MALE PIPE PLUG |
| 220106 | 4 | #6 STR HOSE END | 480606 | 2 | #6 MALE ALUMINUM FLARE PLUG |
| 224506 | 4 | #6 45 DEG. HOSE END | 480608 | 2 | #8 MALE ALUMINUM FLARE PLUG |
| 229006 | 4 | #6 90 DEG. HOSE END | 492906 | 2 | #6 FEMALE ALUMINUM CAP |
| 220108 | 4 | #8 STR HOSE END | 492908 | 2 | #8 FEMALE ALUMINUM CAP |
| 224508 | 4 | #8 45 DEG. HOSE END | 481506 | 1 | #6 MALE UNION |
| 229008 | 4 | #8 90 DEG. HOSE END | 481508 | 1 | #8 MALE UNION |
| 491950 | 1 | #6 X 5/8-20 CARTER CARB. ADAPTER | 481406 | 1 | #6 ALUMINUM PORT PLUG |
| 491952 | 2 | #6 X 7/8-20 HOLLEY CARB. ADAPTER | 481408 | 1 | #8 ALUMINUM PORT PLUG |
| 491948 | 2 | #8 X 7/8-20 HOLLEY CARB. ADAPTER | 483106 | 1 | #6 FUEL CELL BULKHEAD W/WASHERS AND NUTS |
| 491989 | 1 | 3/8 I.D. FUEL INJECTION ADAPTER | 483108 | 1 | #8 FUEL CELL BULKHEAD W/WASHERS AND NUTS |
| 491990 | 1 | 5/16 I.D. FUEL INJECTION ADAPTER | 495100 | 3 | #6 X 9/16-18 (6) ORB FITTING |
| 481666 | 5 | #6 X 3/8 PIPE THREAD ADAPTER | 495101 | 2 | #6 X 3/4-16 (8) ORB FITTING |
| 481608 | 5 | #8 X 3/8 PIPE THREAD ADAPTER | 495113 | 2 | #6 X 7/8-14 (10) ORB FITTING |
| 481668 | 3 | #6 X 1/2 PIPE THREAD ADAPTER | 495103 | 2 | #8 X 3/4-16 (8) ORB FITTING |
| 481688 | 3 | #8 X 1/2 PIPE THREAD ADAPTER | 495104 | 2 | #8 X 7/8-14 (10) ORB FITTING |
| 482266 | 2 | #6 X 3/8 90 DEG. PIPE THREAD ADAPTER | 495106 | 2 | #10 X 7/8-14 (10) ORB FITTING |
| 495005 | 1 | #6 MALE X FEM. ADAPT. 1/8 NPT ON SIDE | 900953 | 1 | 5/8" (#6) PADDED LINE CLAMPS, 10 PACK |
| 495006 | 1 | #8 MALE X FEM. ADAPT. 1/8 NPT ON SIDE | 900954 | 1 | 3/4" (#8) PADDED LINE CLAMPS, 10 PACK |
| 493202 | 2 | 1/8" MALE PIPE PLUG | 841006 | 1 | #6 NYLON RACE HOSE, 10 FEET |
| 493203 | 2 | 1/4" MALE PIPE PLUG | 841008 | 1 | #8 NYLON RACE HOSE, 10 FEET |
| 493204 | 2 | 3/8" MALE PIPE PLUG | 999100 | 1 | RACK & 4 CASTERS, W/SHELF AND SIGNAGE |



N.H.R.A. AND I.H.R.A. PRESSURE TEST AND TAG

Pressure Test and Tag, Per Line 900000



Both N.H.R.A. and the I.H.R.A. require pressure testing on some lines used in their professional racing classes. (Please consult the respective rule books for the exact lines that must be tested and tagged.) Fragola Performance Systems can provide that service on new or existing lines. You may also call the Fragola Tech Dept. for assistance.



Rob Goss
High Horse Performance

TEE SHIRTS



MENS T-SHIRTS

| Size | Part Number |
|------|-------------|
| MED | 400111 |
| LG | 400112 |
| XL | 400113 |
| XXL | 400114 |
| XXXL | 400115 |

WOMANS T-SHIRTS

| Size | Part Number |
|------|-------------|
| MED | 400211 |
| LG | 400212 |
| XL | 400213 |

HOODIES

| Size | Part Number |
|------|-------------|
| MED | 400311 |
| LG | 400312 |
| XL | 400313 |
| XXL | 400314 |
| XXXL | 400315 |

BANNER

Part Number 400500



SERIES 3000 HOSE CUTTING & ASSEMBLY

GETTING THE MOST FROM YOUR INVESTMENT

Congratulations on buying the finest AN hose and fitting products ever made!
Please be certain to properly assemble the hose and ends.

When doing any plumbing job, be sure to route the hoses far away from heat sources like the exhaust system. Secure the lines at various points to prevent them from moving.

Use a few drops of motor oil on the threads and the seat area of the hose end. The seal is made on the 37 degree flare. Be careful not to over tighten the hose ends so as not to damage the flare.

1 & 2



3



4



5 & 6



7 & 8



1. Cutting the Fragola Performance Systems Series 3000 Stainless Braided Hose is easy. Wrap the hose with "Gray" or masking tape at the length desired. Hose may be cut with a hack saw, if you have a 32-teeth-per-inch blade. Otherwise a Beverly Shear, radiac or chop saw will work fine. You want to keep the braids from fraying. After the cut carefully remove the tape and trim the frayed ends if necessary.

2. Using FPS aluminum vice jaws will help protect the hose end from scratching during the next steps. If there is a concern about scratching, the hose end may be wrapped with tape for protection. Place the red socket in a vise and insert the hose through the smooth end until the hose lines up with the bottom of the threads inside the socket.

3. It is important to mark the outside of the hose at the end of the socket. This will show you if the hose has "pushed out" of the socket during assembly, and if so, will leak when used.

4. It is very important to lubricate the inside of the socket and the outside threads of the fitting.

5. Holding the hose and not the socket, start the hose on the nipple of the hose end with a gentle twisting motion. Continue pushing on the hose until the threads can be engaged. Some sizes may require the use of some force to engage the threads at this point.

6. It doesn't matter which portion (the socket or the nipple) is secured in a vise. Using a suitable wrench tighten the socket threads onto the cutter. An adjustable "Crescent" type wrench is not recommended as it may slip and damage the outside of the hose end.

7. Tighten until the socket is within .060-.080" of bottoming out. Recheck your mark and if it is within 1/16" of the socket you are okay. If not, disassemble the hose end, re-cut the hose and start all over again.

8. Clean the inside of the hose assembly with clean solvent. Blow out residue with compressed air. It is strongly recommended that you test the hose assembly for leakage before putting it into service. Be sure to lubricate the "B-nut threads" before installing on an adapter. See hose flush and pressure test kits on page 62.

HOSE ASSEMBLY

P.T.F.E. HOSE ASSEMBLY

- You may cut the hose in the same method as our 3000 Series Hose.
- With the hose cut to the desired length, you must first slide the “socket” onto the hose.
- Next you must open up the braiding in order for the “olive” to slide over the P.T.F.E. liner. Our #900065 P.T.F.E. Braid Spreader works very well in this application. The braid must be spread sufficiently so the small shoulder inside the “olive” rests against the cut end of the P.T.F.E. liner.
- If you used our #900065 Braid Spreader, the nipple end will have already resized the P.T.F.E. liner, which may be squashed from the cutting operation. If not, you must insert something in the end of the P.T.F.E. liner to bring it back to a round shape (an ice pick works well for this operation).
- Please note when assembling Black or Clear covered PTFE Hose, it will be necessary to strip a 1/4 - 3/8 of cover off the hose. This will allow you to separate the braid and install the “olive”.



PUSH-LITE HOSE ASSEMBLY

- Soften the end of the hose slightly in boiling water. Then add a few drops of assembly lube to the barbs of the hose end.
- Clamp the hose end in a vise using our #900061 Aluminum Vise Jaws and in one motion push the hose over the barb. The fit is tight on purpose, as it is the only method of hose retention.



POWER STEERING HOSE ASSEMBLY

- You may cut the hose in the same manner as our Series 3000 Race Hose, but it is not necessary to tape the end prior to cutting.
- Install the “socket” over the cut end of the hose. Some twisting may be required to get the “socket” to the desired position with the hose seated against the bottom of the socket. Please note that the socket is left hand thread.
- Clamp the hose and socket in a vise using our #900061 Vise Jaws. Oil the threads using assembly lube and screw the long tapered part of the fitting into the socket until it seats on the fitting shoulder. Blow out with compressed air to remove any assembly residue.



INDEX by PART NUMBER

| Part # | Page | Part # | Page | Part # | Page | Part # | Page | Part # | Page | Part # | Page | Part # | Page |
|-----------|------|-----------|------|-----------|------|-----------|------|-----------|------|--------------|------|--------------|------|
| 100006 | 10 | 106012 | 11 | 118010-BL | 12 | 190107 | 14 | 200112 | 19 | 212010-BL | 19 | 223013-BL | 8 |
| 100008 | 10 | 106012-BL | 11 | 118010-CL | 12 | 190107-BL | 14 | 200112-BL | 19 | 212010-CL | 19 | 223015 | 9 |
| 100010 | 10 | 106012-CL | 11 | 118012 | 12 | 190108 | 14 | 200112-CL | 19 | 212012 | 19 | 223015-BL | 9 |
| 100012 | 10 | 106016 | 11 | 118012-BL | 12 | 190108-BL | 14 | 200116 | 19 | 212012-BL | 19 | 223016 | 5 |
| 100016 | 10 | 106016-BL | 11 | 118012-CL | 12 | 190109 | 14 | 200116-BL | 19 | 212012-CL | 19 | 223016-BL | 5 |
| 100017 | 10 | 106016-CL | 11 | 118016 | 12 | 190109-BL | 14 | 200120-BL | 19 | 212016 | 19 | 224504 | 5 |
| 100104 | 10 | 109004 | 11 | 118016-BL | 12 | 190110 | 14 | 200123 | 19 | 212016-BL | 19 | 224504-BL | 5 |
| 100104-BL | 10 | 109004-BL | 11 | 118016-CL | 12 | 190110-BL | 14 | 200123-BL | 19 | 215006 | 19 | 224505 | 8 |
| 100104-CL | 10 | 109004-CL | 11 | 180106 | 13 | 190111 | 14 | 200124 | 19 | 215006-BL | 19 | 224505-BL | 8 |
| 100106 | 10 | 109006 | 11 | 180106-BL | 13 | 190111-BL | 14 | 200124-BL | 19 | 215006-CL | 19 | 224506 | 5 |
| 100106-BL | 10 | 109006-BL | 11 | 180108 | 13 | 190112 | 14 | 203006 | 19 | 215008 | 19 | 224506-BL | 5 |
| 100106-CL | 10 | 109006-CL | 11 | 180108-BL | 13 | 190112-BL | 14 | 203006-BL | 19 | 215008-BL | 19 | 224506-CH | 5 |
| 100108 | 10 | 109008 | 11 | 180110 | 13 | 190113 | 14 | 203006-CL | 19 | 215008-CL | 19 | 224507 | 9 |
| 100108-BL | 10 | 109008-BL | 11 | 180110-BL | 13 | 190113-BL | 14 | 203008 | 19 | 215010 | 19 | 224507-BL | 9 |
| 100108-CL | 10 | 109008-CL | 11 | 180112 | 13 | 190162 | 14 | 203008-BL | 19 | 215010-BL | 19 | 224508 | 5 |
| 100110 | 10 | 109010 | 11 | 180112-BL | 13 | 190162-BL | 14 | 203008-CL | 19 | 215010-CL | 19 | 224508-BL | 5 |
| 100110-BL | 10 | 109010-BL | 11 | 180116 | 13 | 190166 | 14 | 203010 | 19 | 215012 | 19 | 224508-CH | 5 |
| 100110-CL | 10 | 109010-CL | 11 | 180116-BL | 13 | 190166-BL | 14 | 203010-BL | 19 | 215012-BL | 19 | 224509 | 9 |
| 100112 | 10 | 109012 | 11 | 180120 | 13 | 190168 | 14 | 203010-CL | 19 | 215012-CL | 19 | 224509-BL | 9 |
| 100112-BL | 10 | 109012-BL | 11 | 180120-BL | 13 | 190168-BL | 14 | 203012 | 19 | 215016 | 19 | 224510 | 5 |
| 100112-CL | 10 | 109012-CL | 11 | 180122 | 13 | 194506 | 14 | 203012-BL | 19 | 215016-BL | 19 | 224510-BL | 5 |
| 100116 | 10 | 109016 | 11 | 180122-BL | 13 | 194506-BL | 14 | 203012-CL | 19 | 218006 | 19 | 224510-BLRAD | 7 |
| 100116-BL | 10 | 109016-BL | 11 | 184506 | 13 | 194507 | 14 | 203016 | 19 | 218006-BL | 19 | 224510-CH | 5 |
| 100116-CL | 10 | 109016-CL | 11 | 184506-BL | 13 | 194507-BL | 14 | 203016-BL | 19 | 218006-CL | 19 | 224511 | 8 |
| 100120 | 10 | 109020 | 11 | 184507 | 13 | 194508 | 14 | 204504 | 19 | 218008 | 19 | 224511-BL | 8 |
| 100120-BL | 10 | 109020-BL | 11 | 184507-BL | 13 | 194508-BL | 14 | 204504-BL | 19 | 218008-BL | 19 | 224512 | 5 |
| 103004 | 10 | 109106 | 12 | 184508 | 13 | 194509 | 14 | 204504-CL | 19 | 218008-CL | 19 | 224512-BL | 5 |
| 103004-BL | 10 | 109106-BL | 12 | 184508-BL | 13 | 194509-BL | 14 | 204506 | 19 | 218010 | 19 | 224512-BLRAD | 7 |
| 103006 | 10 | 109108 | 12 | 184509 | 13 | 194509 | 14 | 204506-BL | 19 | 218010-BL | 19 | 224512-CH | 5 |
| 103006-BL | 10 | 109108-BL | 12 | 184509-BL | 13 | 194510-BL | 14 | 204506-CL | 19 | 218010-CL | 19 | 224513 | 8 |
| 103006-CL | 10 | 109110 | 12 | 184510 | 13 | 194511 | 14 | 204508 | 19 | 218012 | 19 | 224513-BL | 8 |
| 103008 | 10 | 109110-BL | 12 | 184510-BL | 13 | 194511-BL | 14 | 204508-BL | 19 | 218012-BL | 19 | 224515 | 9 |
| 103008-BL | 10 | 109112 | 12 | 184511 | 13 | 194512 | 14 | 204508-CL | 19 | 218012-CL | 19 | 224515-BL | 9 |
| 103008-CL | 10 | 109112-BL | 12 | 184511-BL | 13 | 194512-BL | 14 | 204510 | 19 | 218016 | 19 | 224516 | 5 |
| 103010 | 10 | 109116 | 12 | 184512 | 13 | 194513 | 14 | 204510-BL | 19 | 218016-BL | 19 | 224516-BL | 5 |
| 103010-BL | 10 | 109116-BL | 12 | 184512-BL | 13 | 194513-BL | 14 | 204510-CL | 19 | 220104 | 5 | 226004 | 5 |
| 103010-CL | 10 | 109120 | 12 | 184513 | 13 | 194562 | 14 | 204512 | 19 | 220104-BL | 5 | 226004-BL | 5 |
| 103012 | 10 | 109120-BL | 12 | 184513-BL | 13 | 194562-BL | 14 | 204512-BL | 19 | 220105 | 8 | 226005 | 8 |
| 103012-BL | 10 | 112004 | 11 | 184514 | 13 | 194566 | 14 | 204512-CL | 19 | 220105-BL | 8 | 226005-BL | 8 |
| 103012-CL | 10 | 112004-BL | 11 | 184514-BL | 13 | 194566-BL | 14 | 204516 | 19 | 220106 | 5 | 226006 | 5 |
| 103016 | 10 | 112004-CL | 11 | 184516 | 13 | 194568 | 14 | 204516-BL | 19 | 220106-BL | 5 | 226006-BL | 5 |
| 103016-BL | 10 | 112006 | 11 | 184516-BL | 13 | 194568-BL | 14 | 206006 | 19 | 220106-CH | 5 | 226007 | 9 |
| 103016-CL | 10 | 112006-BL | 11 | 184550 | 13 | 194588 | 14 | 206006-BL | 19 | 220107 | 9 | 226007-BL | 9 |
| 104504 | 10 | 112006-CL | 11 | 184550-BL | 13 | 194588-BL | 14 | 206006-CL | 19 | 220107-BL | 9 | 226008 | 5 |
| 104504-BL | 10 | 112008 | 11 | 184564 | 13 | 199006 | 14 | 206008 | 19 | 220108 | 5 | 226008-BL | 5 |
| 104504-CL | 10 | 112008-BL | 11 | 184564-BL | 13 | 199006-BL | 14 | 206008-BL | 19 | 220108-BL | 5 | 226009 | 9 |
| 104506 | 10 | 112008-CL | 11 | 184567 | 13 | 199007 | 14 | 206008-CL | 19 | 220108-CH | 5 | 226009-BL | 9 |
| 104506-BL | 10 | 112010 | 11 | 184567-BL | 13 | 199007-BL | 14 | 206010 | 19 | 220109 | 9 | 226010 | 5 |
| 104506-CL | 10 | 112010-BL | 11 | 184568 | 13 | 199008 | 14 | 206010-BL | 19 | 220109-BL | 9 | 226010-BL | 5 |
| 104508 | 10 | 112010-CL | 11 | 184568-BL | 13 | 199008-BL | 14 | 206010-CL | 19 | 220110 | 5 | 226010-BLRAD | 7 |
| 104508-BL | 10 | 112012 | 11 | 184569 | 13 | 199009 | 14 | 206012 | 19 | 220110-BL | 5 | 226011 | 8 |
| 104508-CL | 10 | 112012-BL | 11 | 184569-BL | 13 | 199009-BL | 14 | 206012-BL | 19 | 220110-CH | 5 | 226011-BL | 8 |
| 104510 | 10 | 112012-CL | 11 | 184581 | 13 | 199010 | 14 | 206012-CL | 19 | 220111 | 8 | 226012 | 5 |
| 104510-BL | 10 | 112016 | 11 | 184581-BL | 13 | 199010-BL | 14 | 206016 | 19 | 220111-BL | 8 | 226012-BL | 5 |
| 104510-CL | 10 | 112016-BL | 11 | 189006 | 13 | 199011 | 14 | 206016-BL | 19 | 220112 | 5 | 226012-BLRAD | 7 |
| 104512 | 10 | 112016-CL | 11 | 189006-BL | 13 | 199011-BL | 14 | 209004 | 19 | 220112-BL | 5 | 226013 | 8 |
| 104512-BL | 10 | 115004 | 11 | 189007 | 13 | 199012 | 14 | 209004-BL | 19 | 220112-CH | 5 | 226013-BL | 8 |
| 104512-CL | 10 | 115004-BL | 11 | 189007-BL | 13 | 199012-BL | 14 | 209004-CL | 19 | 220113 | 8 | 226015 | 9 |
| 104516 | 10 | 115004-CL | 11 | 189008 | 13 | 199013 | 14 | 209006 | 19 | 220113-BL | 8 | 226015-BL | 9 |
| 104516-BL | 10 | 115006 | 11 | 189008-BL | 13 | 199013-BL | 14 | 209006-BL | 19 | 220115 | 9 | 226016 | 5 |
| 104516-CL | 10 | 115006-BL | 11 | 189009 | 13 | 199062 | 14 | 209006-CL | 19 | 220115-BL | 9 | 226016-BL | 5 |
| 104606 | 12 | 115006-CL | 11 | 189009-BL | 13 | 199062-BL | 14 | 209008 | 19 | 220116 | 5 | 229004 | 6 |
| 104606-BL | 12 | 115008 | 11 | 189010 | 13 | 199066 | 14 | 209008-BL | 19 | 220116-BL | 5 | 229004-BL | 6 |
| 104608 | 12 | 115008-BL | 11 | 189010-BL | 13 | 199066-BL | 14 | 209008-CL | 19 | 223004 | 5 | 229005 | 8 |
| 104608-BL | 12 | 115008-CL | 11 | 189011 | 13 | 199068 | 14 | 209010 | 19 | 223004-BL | 5 | 229005-BL | 8 |
| 104610 | 12 | 115010 | 11 | 189011-BL | 13 | 199068-BL | 14 | 209010-BL | 19 | 223005 | 8 | 229006 | 6 |
| 104610-BL | 12 | 115010-BL | 11 | 189012 | 13 | 199088 | 14 | 209010-CL | 19 | 223005-BL | 8 | 229006-BL | 6 |
| 104612 | 12 | 115010-CL | 11 | 189012-BL | 13 | 199088-BL | 14 | 209012 | 19 | 223006 | 5 | 229006-CH | 6 |
| 104612-BL | 12 | 115012 | 11 | 189013 | 13 | 200104 | 19 | 209012-BL | 19 | 223006-BL | 5 | 229007 | 9 |
| 104616 | 12 | 115012-BL | 11 | 189013-BL | 13 | 200104-BL | 19 | 209012-CL | 19 | 223007 | 9 | 229007-BL | 9 |
| 104616-BL | 12 | 115012-CL | 11 | 189014 | 13 | 200104-CL | 19 | 209016 | 19 | 223007-BL | 9 | 229008 | 6 |
| 104620 | 12 | 115016 | 11 | 189014-BL | 13 | 200106 | 19 | 209016-BL | 19 | 223008 | 5 | 229008-BL | 6 |
| 104620-BL | 12 | 115016-BL | 11 | 189016 | 13 | 200106-BL | 19 | 209020-BL | 19 | 223008-BL | 5 | 229008-CH | 6 |
| 106004 | 11 | 115016-CL | 11 | 189016-BL | 13 | 200106-CL | 19 | 209108 | 19 | 223009 | 9 | 229009 | 9 |
| 106004-BL | 11 | 118004 | 12 | 189050 | 13 | 200107 | 19 | 209108-BL | 19 | 223009-BL | 9 | 229009-BL | 9 |
| 106006 | 11 | 118004-BL | 12 | 189050-BL | 13 | 200107-BL | 19 | 209110 | 19 | 223010 | 5 | 229010 | 6 |
| 106006-BL | 11 | 118004-CL | 12 | 189064 | 13 | 200108 | 19 | 209110-BL | 19 | 223010-BL | 5 | 229010-BL | 6 |
| 106006-CL | 11 | 118006 | 12 | 189064-BL | 13 | 200108-BL | 19 | 212006 | 19 | 223010-BLRAD | 7 | 229010-BLRAD | 7 |
| 106008 | 11 | 118006-BL | 12 | 189068 | 13 | 200108-CL | 19 | 212006-BL | 19 | 223011 | 8 | 229010-CH | 6 |
| 106008-BL | 11 | 118006-CL | 12 | 189068-BL | 13 | 200109 | 19 | 212006-CL | 19 | 223011-BL | 8 | 229011 | 8 |
| 106008-CL | 11 | 118008 | 12 | 189081 | 13 | 200109-BL | 19 | 212008 | 19 | 223012 | 5 | 229011-BL | 8 |
| 106010 | 11 | 118008-BL | 12 | 189081-BL | 13 | 200110 | 19 | 212008-BL | 19 | 223012-BL | 5 | 229012 | 6 |
| 106010-BL | 11 | 118008-CL | 12 | 190106 | 13 | 200110-BL | 19 | 212008-CL | 19 | 223012-BLRAD | 7 | 229012-BL | 6 |
| 106010-CL | 11 | 118010 | 12 | 190106-BL | 13 | 200110-CL | 19 | 212010 | 19 | 223013 | 8 | 229012-BLRAD | 7 |

INDEX by PART NUMBER

| Part # | Page | Part # | Page | Part # | Page | Part # | Page | Part # | Page | Part # | Page | Part # | Page |
|--------------|------|-----------|------|-----------|------|-----------|------|-----------|------|--------|------|---------------|------|
| 229012-CH | 6 | 231816-BL | 6 | 290036-BL | 46 | 321018 | 48 | 342018 | 48 | 372020 | 51 | 383020 | 51 |
| 229013 | 8 | 250106 | 40 | 290036-BU | 46 | 321020 | 48 | 342020 | 48 | 372024 | 51 | 383024 | 51 |
| 229013-BL | 8 | 250107 | 40 | 290040 | 46 | 321022 | 48 | 342022 | 48 | 372030 | 51 | 383030 | 51 |
| 229015 | 9 | 250108 | 40 | 290040-BL | 46 | 321024 | 48 | 342024 | 48 | 372036 | 51 | 383036 | 51 |
| 229015-BL | 9 | 250110 | 40 | 290040-BU | 46 | 321030 | 48 | 342030 | 48 | 372042 | 51 | 383042 | 51 |
| 229016 | 6 | 254506 | 40 | 290048 | 46 | 321036 | 48 | 342036 | 48 | 372048 | 51 | 383048 | 51 |
| 229016-BL | 6 | 254508 | 40 | 290048-BL | 46 | 321040 | 48 | 342040 | 48 | 372060 | 51 | 383060 | 51 |
| 231204 | 6 | 254510 | 40 | 290048-BU | 46 | 321048 | 48 | 342048 | 48 | 372072 | 51 | 383072 | 51 |
| 231204-BL | 6 | 254606 | 40 | 300010 | 47 | 322010 | 48 | 350010 | 47 | 372084 | 51 | 383084 | 51 |
| 231205 | 8 | 259006 | 40 | 300012 | 47 | 322010-BL | 50 | 350012 | 47 | 372096 | 51 | 383096 | 51 |
| 231205-BL | 8 | 259008 | 40 | 300014 | 47 | 322012 | 48 | 350014 | 47 | 373012 | 51 | 384012 | 51 |
| 231206 | 6 | 259010 | 40 | 300016 | 47 | 322012-BL | 50 | 350016 | 47 | 373016 | 51 | 384016 | 51 |
| 231206-BL | 6 | 259106 | 40 | 300018 | 47 | 322014 | 48 | 350018 | 47 | 373020 | 51 | 384020 | 51 |
| 231207 | 9 | 280003 | 36 | 300020 | 47 | 322014-BL | 50 | 350020 | 47 | 373024 | 51 | 384024 | 51 |
| 231207-BL | 9 | 280004 | 36 | 306010 | 47 | 322016 | 48 | 350022 | 47 | 373030 | 51 | 384030 | 51 |
| 231208 | 6 | 280006 | 36 | 306012 | 47 | 322016-BL | 50 | 350024 | 47 | 373036 | 51 | 384036 | 51 |
| 231208-BL | 6 | 280008 | 36 | 306014 | 47 | 322018 | 48 | 351010 | 48 | 373040 | 51 | 384042 | 51 |
| 231209 | 9 | 280010 | 36 | 306016 | 47 | 322018-BL | 50 | 351012 | 48 | 373042 | 51 | 384048 | 51 |
| 231209-BL | 9 | 280012 | 36 | 306018 | 47 | 322020 | 48 | 351014 | 48 | 373060 | 51 | 384060 | 51 |
| 231210 | 6 | 280016 | 36 | 306020 | 47 | 322020-BL | 50 | 351016 | 48 | 373072 | 51 | 384072 | 51 |
| 231210-BL | 6 | 280020 | 36 | 310010 | 47 | 322022 | 48 | 351018 | 48 | 373084 | 51 | 384084 | 51 |
| 231210-BLRAD | 7 | 280103 | 36 | 310012 | 47 | 322022-BL | 50 | 351020 | 48 | 373096 | 51 | 384096 | 51 |
| 231211 | 8 | 280104 | 36 | 310014 | 47 | 322024 | 48 | 351022 | 48 | 374012 | 51 | 385012 | 51 |
| 231211-BL | 8 | 280106 | 36 | 310016 | 47 | 322024-BL | 50 | 351024 | 48 | 374016 | 51 | 385016 | 51 |
| 231212 | 6 | 280108 | 36 | 310018 | 47 | 322030 | 48 | 352010 | 48 | 374020 | 51 | 385020 | 51 |
| 231212-BL | 6 | 280110 | 36 | 310020 | 47 | 322030-BL | 50 | 352012 | 48 | 374024 | 51 | 385024 | 51 |
| 231212-BLRAD | 7 | 280112 | 36 | 310022 | 47 | 322036 | 48 | 352014 | 48 | 374030 | 51 | 385030 | 51 |
| 231213 | 8 | 280116 | 36 | 310024 | 47 | 322036-BL | 50 | 352016 | 48 | 374036 | 51 | 385036 | 51 |
| 231213-BL | 8 | 280120 | 36 | 310030 | 47 | 322040 | 48 | 352018 | 48 | 374042 | 51 | 385042 | 51 |
| 231215 | 9 | 280203 | 36 | 310036 | 47 | 322040-BL | 50 | 352020 | 48 | 374048 | 51 | 385048 | 51 |
| 231215-BL | 9 | 280204 | 36 | 310040 | 47 | 322048 | 48 | 352022 | 48 | 374060 | 51 | 385060 | 51 |
| 231216 | 6 | 280206 | 36 | 310048 | 47 | 322048-BL | 50 | 352024 | 48 | 374072 | 51 | 385072 | 51 |
| 231216-BL | 6 | 280208 | 36 | 311010 | 48 | 330010 | 47 | 360010 | 47 | 374084 | 51 | 385084 | 51 |
| 231504 | 6 | 280210 | 36 | 311012 | 48 | 330012 | 47 | 360012 | 47 | 374096 | 51 | 385096 | 51 |
| 231504-BL | 6 | 280212 | 36 | 311014 | 48 | 330014 | 47 | 360014 | 47 | 375012 | 51 | 390008.5-BL | 49 |
| 231505 | 8 | 280216 | 36 | 311016 | 48 | 330016 | 47 | 360016 | 47 | 375016 | 51 | 390008.5-BU | 49 |
| 231505-BL | 8 | 280220 | 36 | 311018 | 48 | 330018 | 47 | 360018 | 47 | 375020 | 51 | 390008.5-RD | 49 |
| 231506 | 6 | 280303 | 36 | 311020 | 48 | 330020 | 47 | 360020 | 47 | 375024 | 51 | 390010-BL | 49 |
| 231506-BL | 6 | 280304 | 36 | 311022 | 48 | 330022 | 47 | 360022 | 47 | 375030 | 51 | 390010-BU | 49 |
| 231507 | 9 | 280306 | 36 | 311024 | 48 | 330024 | 47 | 360024 | 47 | 375036 | 51 | 390010-RD | 49 |
| 231507-BL | 9 | 280308 | 36 | 311030 | 48 | 331010 | 48 | 360030 | 47 | 375042 | 51 | 390012-BL | 49 |
| 231508 | 6 | 280310 | 36 | 311036 | 48 | 331012 | 48 | 360036 | 47 | 375048 | 51 | 390012-BU | 49 |
| 231508-BL | 6 | 280312 | 36 | 311040 | 48 | 331014 | 48 | 360036-BU | 49 | 375060 | 51 | 390012-RD | 49 |
| 231509 | 9 | 280316 | 36 | 311048 | 48 | 331016 | 48 | 360040 | 47 | 375072 | 51 | 390014-BL | 49 |
| 231509-BL | 9 | 280320 | 36 | 312010 | 48 | 331018 | 48 | 360048 | 47 | 375084 | 51 | 390014-BU | 49 |
| 231510 | 6 | 280403 | 36 | 312010-BL | 50 | 331020 | 48 | 360048-BU | 49 | 375096 | 51 | 390014-RD | 49 |
| 231510-BL | 6 | 280404 | 36 | 312012 | 48 | 331022 | 48 | 360072-BU | 49 | 380012 | 51 | 390018-BL | 49 |
| 231510-BLRAD | 7 | 280406 | 36 | 312012-BL | 50 | 331024 | 48 | 360096-BU | 49 | 380016 | 51 | 390018-BU | 49 |
| 231511 | 8 | 280408 | 36 | 312014 | 48 | 332010 | 48 | 360120-BU | 49 | 380020 | 51 | 390018-RD | 49 |
| 231511-BL | 8 | 280410 | 36 | 312014-BL | 50 | 332012 | 48 | 360144-BU | 49 | 380024 | 51 | 390024-BL | 49 |
| 231512 | 6 | 280412 | 36 | 312016 | 48 | 332014 | 48 | 360168-BU | 49 | 380030 | 51 | 390024-BU | 49 |
| 231512-BL | 6 | 280416 | 36 | 312016-BL | 50 | 332016 | 48 | 360192-BU | 49 | 380036 | 51 | 390024-RD | 49 |
| 231512-BLRAD | 7 | 280420 | 36 | 312018 | 48 | 332018 | 48 | 360240-BU | 49 | 380042 | 51 | 390036-BL | 49 |
| 231513 | 8 | 290010 | 46 | 312018-BL | 50 | 332020 | 48 | 370012 | 51 | 380048 | 51 | 390036-BU | 49 |
| 231513-BL | 8 | 290010-BL | 46 | 312020 | 48 | 332022 | 48 | 370016 | 51 | 380060 | 51 | 390036-RD | 49 |
| 231515 | 9 | 290010-BU | 46 | 312020-BL | 50 | 332024 | 48 | 370020 | 51 | 380072 | 51 | 400111 | 65 |
| 231515-BL | 9 | 290012 | 46 | 312022 | 48 | 340010 | 47 | 370024 | 51 | 380084 | 51 | 400112 | 65 |
| 231516 | 6 | 290012-BL | 46 | 312022-BL | 50 | 340012 | 47 | 370030 | 51 | 380096 | 51 | 400113 | 65 |
| 231516-BL | 6 | 229012-BU | 46 | 312024 | 48 | 340014 | 47 | 370036 | 51 | 381012 | 51 | 400114 | 65 |
| 231804 | 6 | 290014 | 46 | 312024-BL | 50 | 340016 | 47 | 370042 | 51 | 381016 | 51 | 400115 | 65 |
| 231804-BL | 6 | 290014-BL | 46 | 312030 | 48 | 340018 | 47 | 370048 | 51 | 381020 | 51 | 400211 | 65 |
| 231805 | 8 | 290014-BU | 46 | 312030-BL | 50 | 340020 | 47 | 370060 | 51 | 381024 | 51 | 400212 | 65 |
| 231805-BL | 8 | 290016 | 46 | 312036 | 48 | 340022 | 47 | 370072 | 51 | 381030 | 51 | 400213 | 65 |
| 231806 | 6 | 290016-BL | 46 | 312036-BL | 50 | 340024 | 47 | 370084 | 51 | 381036 | 51 | 400311 | 65 |
| 231806-BL | 6 | 290016-BU | 46 | 312040 | 48 | 340030 | 47 | 370096 | 51 | 381042 | 51 | 400312 | 65 |
| 231807 | 9 | 290018 | 46 | 312040-BL | 50 | 340036 | 47 | 371012 | 51 | 381048 | 51 | 400313 | 65 |
| 231807-BL | 9 | 290018-BL | 46 | 312048 | 48 | 340040 | 47 | 371016 | 51 | 381060 | 51 | 400314 | 65 |
| 231808 | 6 | 290018-BU | 46 | 312048-BL | 50 | 340048 | 47 | 371020 | 51 | 381072 | 51 | 400315 | 65 |
| 231808-BL | 6 | 290020 | 46 | 320010 | 47 | 341010 | 48 | 371024 | 51 | 381084 | 51 | 400500 | 65 |
| 231809 | 9 | 290020-BL | 46 | 320012 | 47 | 341012 | 48 | 371030 | 51 | 381096 | 51 | 410-1-2-10 | 49 |
| 231809-BL | 9 | 290020-BU | 46 | 320014 | 47 | 341014 | 48 | 371036 | 51 | 382012 | 51 | 410-1-2-12 | 49 |
| 231810 | 6 | 290022 | 46 | 320016 | 47 | 341016 | 48 | 371042 | 51 | 382016 | 51 | 410-1-2-14 | 49 |
| 231810-BL | 6 | 290022-BL | 46 | 320018 | 47 | 341018 | 48 | 371048 | 51 | 382020 | 51 | 410-1-2-16 | 49 |
| 231810-BLRAD | 7 | 290022-BU | 46 | 320020 | 47 | 341020 | 48 | 371060 | 51 | 382024 | 51 | 410-1-2-18 | 49 |
| 231811 | 8 | 290024 | 46 | 320022 | 47 | 341022 | 48 | 371072 | 51 | 382030 | 51 | 410-1-2-20 | 49 |
| 231811-BL | 8 | 290024-BL | 46 | 320024 | 47 | 341024 | 48 | 371084 | 51 | 382036 | 51 | 410-1-2-24 | 49 |
| 231812 | 6 | 290024-BU | 46 | 320030 | 47 | 341030 | 48 | 371096 | 51 | 382042 | 51 | 410-1-2-30 | 49 |
| 231812-BL | 6 | 290026 | 46 | 320036 | 47 | 341036 | 48 | 371120 | 49 | 382048 | 51 | 410-1-2-36 | 49 |
| 231812-BLRAD | 7 | 290026-BL | 46 | 320040 | 47 | 341040 | 48 | 371144 | 49 | 382060 | 51 | 410-1-2-40 | 49 |
| 231813 | 8 | 290026-BU | 46 | 320048 | 47 | 341048 | 48 | 371168 | 49 | 382072 | 51 | 410-1-2-48 | 49 |
| 231813-BL | 8 | 290030 | 46 | 321010 | 48 | 342010 | 48 | 371192 | 49 | 382084 | 51 | 412-1-1-10-BL | 50 |
| 231815 | 9 | 290030-BL | 46 | 321012 | 48 | 342012 | 48 | 371240 | 49 | 382096 | 51 | 412-1-1-12-BL | 50 |
| 231815-BL | 9 | 290030-BU | 46 | 321014 | 48 | 342014 | 48 | 372012 | 51 | 383012 | 51 | 412-1-1-14-BL | 50 |
| 231816 | 6 | 290036 | 46 | 321016 | 48 | 342016 | 48 | 372016 | 51 | 383016 | 51 | 412-1-1-16-BL | 50 |

INDEX by PART NUMBER

| Part # | Page | Part # | Page | Part # | Page | Part # | Page | Part # | Page | Part # | Page | Part # | Page |
|---------------|------|-----------|------|-----------|------|-----------|------|-----------|------|-----------|------|-----------|------|
| 412-1-1-18-BL | 50 | 480403-BL | 25 | 481605-BL | 22 | 481806-BL | 38 | 482236 | 23 | 482406 | 24 | 483408 | 25 |
| 412-1-1-20-BL | 50 | 480404 | 25 | 481605-CL | 22 | 481808 | 38 | 482236-BL | 23 | 482406-BL | 24 | 483408-BL | 25 |
| 412-1-1-24-BL | 50 | 480404-BL | 25 | 481606 | 22 | 481808-BL | 38 | 482238 | 23 | 482406-CL | 24 | 483410 | 25 |
| 412-1-1-30-BL | 50 | 480406 | 25 | 481606-BL | 22 | 481810 | 38 | 482238-BL | 23 | 482408 | 24 | 483410-BL | 25 |
| 412-1-1-36-BL | 50 | 480406-BL | 25 | 481606-CL | 22 | 481810-BL | 38 | 482244 | 23 | 482408-BL | 24 | 483412 | 25 |
| 412-1-1-40-BL | 50 | 480408 | 25 | 481607 | 22 | 481812 | 38 | 482244-BL | 23 | 482408-CL | 24 | 483412-BL | 25 |
| 412-1-1-48-BL | 50 | 480408-BL | 25 | 481607-BL | 22 | 481812-BL | 38 | 482244-CL | 23 | 482410 | 24 | 483416 | 25 |
| 412-1-2-10-BL | 50 | 480410 | 25 | 481607-CL | 22 | 481816 | 38 | 482262 | 23 | 482410-BL | 24 | 483416-BL | 25 |
| 412-1-2-12-BL | 50 | 480410-BL | 25 | 481608 | 22 | 481816-BL | 38 | 482262-BL | 23 | 482410-CL | 24 | 483703 | 25 |
| 412-1-2-14-BL | 50 | 480412 | 25 | 481608-BL | 22 | 481823 | 38 | 482262-CL | 23 | 482412 | 24 | 483703-BL | 25 |
| 412-1-2-16-BL | 50 | 480412-BL | 25 | 481608-CH | 22 | 481824 | 38 | 482266 | 23 | 482412-BL | 24 | 483704 | 25 |
| 412-1-2-18-BL | 50 | 480416 | 25 | 481608-CL | 22 | 481826 | 38 | 482266-BL | 23 | 482412-CL | 24 | 483704-BL | 25 |
| 412-1-2-20-BL | 50 | 480416-BL | 25 | 481609 | 22 | 481903 | 38 | 482266-CL | 23 | 482416 | 24 | 483706 | 25 |
| 412-1-2-24-BL | 50 | 480603 | 26 | 481609-BL | 22 | 481903-BL | 38 | 482268 | 23 | 482416-BL | 24 | 483706-BL | 25 |
| 412-1-2-30-BL | 50 | 480603-BL | 26 | 481609-CL | 22 | 481904 | 38 | 482268-BL | 23 | 482416-CL | 24 | 483708 | 25 |
| 412-1-2-36-BL | 50 | 480604 | 26 | 481610 | 22 | 481904-BL | 38 | 482268-CL | 23 | 482448 | 58 | 483708-BL | 25 |
| 412-1-2-40-BL | 50 | 480604-BL | 26 | 481610-BL | 22 | 481906 | 38 | 482288 | 23 | 482450 | 58 | 483710 | 25 |
| 460405-BL | 29 | 480606 | 26 | 481610-CL | 22 | 481906-BL | 38 | 482288-BL | 23 | 482503 | 25 | 483710-BL | 25 |
| 460406 | 29 | 480606-BL | 26 | 481611 | 22 | 481908 | 38 | 482288-CL | 23 | 482503-BL | 25 | 483712 | 25 |
| 460406-BL | 29 | 480608 | 26 | 481611-BL | 22 | 481908-BL | 38 | 482296 | 36 | 482504 | 25 | 483712-BL | 25 |
| 460407 | 29 | 480608-BL | 26 | 481611-CL | 22 | 481910 | 38 | 482303 | 23 | 482504-BL | 25 | 483716 | 25 |
| 460407-BL | 29 | 480610 | 26 | 481612 | 22 | 481910-BL | 38 | 482303-BL | 23 | 482506 | 25 | 483716-BL | 25 |
| 460408 | 29 | 480610-BL | 26 | 481612-BL | 22 | 481912 | 38 | 482303-CL | 23 | 482506-BL | 25 | 484004 | 35 |
| 460408-BL | 29 | 480612 | 26 | 481612-CL | 22 | 481912-BL | 38 | 482304 | 23 | 482508 | 25 | 484004-BL | 35 |
| 460409 | 29 | 480612-BL | 26 | 481613 | 22 | 481916 | 38 | 482304-BL | 23 | 482508-BL | 25 | 484006 | 35 |
| 460409-BL | 29 | 480616 | 26 | 481613-BL | 22 | 481923 | 38 | 482304-CL | 23 | 482510 | 25 | 484006-BL | 35 |
| 460410 | 29 | 480616-BL | 26 | 481613-CL | 22 | 481924 | 38 | 482306 | 23 | 482510-BL | 25 | 484008 | 35 |
| 460410-BL | 29 | 480620 | 26 | 481615 | 22 | 481926 | 38 | 482306-BL | 23 | 482603 | 25 | 484008-BL | 35 |
| 460411 | 29 | 480620-BL | 26 | 481615-BL | 22 | 482103 | 27 | 482306-CL | 23 | 482603-BL | 25 | 484010 | 35 |
| 460411-BL | 29 | 481304-BL | 27 | 481615-CL | 22 | 482103-BL | 27 | 482307 | 23 | 482604 | 25 | 484010-BL | 35 |
| 460412 | 29 | 481306-BL | 27 | 481616 | 22 | 482104 | 27 | 482307-BL | 23 | 482604-BL | 25 | 484012 | 35 |
| 460412-BL | 29 | 481308-BL | 27 | 481616-BL | 22 | 482104-BL | 27 | 482307-CL | 23 | 482606 | 25 | 484012-BL | 35 |
| 460413 | 29 | 481310-BL | 27 | 481616-CL | 22 | 482106 | 27 | 482308 | 23 | 482606-BL | 25 | 484104 | 35 |
| 460413-BL | 29 | 481312-BL | 27 | 481617 | 22 | 482106-BL | 27 | 482308-BL | 23 | 482608 | 25 | 484104-BL | 35 |
| 460414 | 29 | 481403 | 26 | 481617-BL | 22 | 482108 | 27 | 482308-CL | 23 | 482608-BL | 25 | 484106 | 35 |
| 460414-BL | 29 | 481403-BL | 26 | 481619 | 22 | 482108-BL | 27 | 482309 | 23 | 482610 | 25 | 484106-BL | 35 |
| 460415 | 29 | 481404 | 26 | 481619-BL | 22 | 482110 | 27 | 482309-BL | 23 | 482610-BL | 25 | 484108 | 35 |
| 460415-BL | 29 | 481404-BL | 26 | 481620 | 22 | 482110-BL | 27 | 482310 | 23 | 482610-BL | 25 | 484108-BL | 35 |
| 460416 | 29 | 481406 | 26 | 481620-BL | 22 | 482112 | 27 | 482310-BL | 23 | 483108-BL | 25 | 484110 | 35 |
| 460416-BL | 29 | 481406-BL | 26 | 481621 | 22 | 482112-BL | 27 | 482310-CL | 23 | 483110-BL | 25 | 484110-BL | 35 |
| 460417 | 29 | 481408 | 26 | 481621-BL | 22 | 482116 | 27 | 482311 | 23 | 483112-BL | 25 | 484112 | 35 |
| 460417-BL | 29 | 481408-BL | 26 | 481622-BL | 22 | 482116-BL | 27 | 482311-BL | 23 | 483203 | 24 | 484112-BL | 35 |
| 460418 | 28 | 481410 | 26 | 481634 | 22 | 482203 | 23 | 482311-CL | 23 | 483203-BL | 24 | 484205-BL | 35 |
| 460418-BL | 28 | 481410-BL | 26 | 481634-BL | 22 | 482203-BL | 23 | 482312 | 23 | 483203-CL | 24 | 487104 | 35 |
| 460606 | 28 | 481412 | 26 | 481636 | 22 | 482203-CL | 23 | 482312-BL | 23 | 483204 | 24 | 487106 | 35 |
| 460606-BL | 28 | 481412-BL | 26 | 481636-BL | 22 | 482204 | 23 | 482312-CL | 23 | 483204-BL | 24 | 487108 | 35 |
| 460607 | 28 | 481416 | 26 | 481644 | 22 | 482204-BL | 23 | 482313 | 23 | 483204-CL | 24 | 487110 | 35 |
| 460607-BL | 28 | 481416-BL | 26 | 481644-BL | 22 | 482204-CL | 23 | 482313-BL | 23 | 483206 | 24 | 487112 | 35 |
| 460614 | 28 | 481426-BL | 26 | 481644-CL | 22 | 482206 | 23 | 482313-CL | 23 | 483206-BL | 24 | 487116 | 35 |
| 460614-BL | 28 | 481428-BL | 26 | 481662 | 22 | 482206-BL | 23 | 482315 | 23 | 483206-CL | 24 | 491001 | 28 |
| 460616 | 28 | 481430-BL | 26 | 481662-BL | 22 | 482206-CL | 23 | 482315-BL | 23 | 483208 | 24 | 491001-BL | 28 |
| 460616-BL | 28 | 481503 | 24 | 481662-CL | 22 | 482207 | 23 | 482316 | 23 | 483208-BL | 24 | 491002 | 28 |
| 460618 | 28 | 481503-BL | 24 | 481666 | 22 | 482207-BL | 23 | 482316-BL | 23 | 483208-CL | 24 | 491002-BL | 28 |
| 460618-BL | 28 | 481503-CL | 24 | 481666-BL | 22 | 482207-CL | 23 | 482316-CL | 23 | 483210 | 24 | 491003 | 28 |
| 460810-BL | 28 | 481504 | 24 | 481666-CH | 22 | 482208 | 23 | 482317 | 23 | 483210-BL | 24 | 491003-BL | 28 |
| 460812 | 28 | 481504-BL | 24 | 481666-CL | 22 | 482208-BL | 23 | 482317-BL | 23 | 483210-CL | 24 | 491004 | 28 |
| 460812-BL | 28 | 481504-CL | 24 | 481668 | 22 | 482208-CL | 23 | 482319 | 23 | 483212 | 24 | 491004-BL | 28 |
| 460814 | 28 | 481506 | 24 | 481668-BL | 22 | 482209 | 23 | 482319-BL | 23 | 483212-BL | 24 | 491006 | 28 |
| 460814-BL | 28 | 481506-BL | 24 | 481668-CH | 22 | 482209-BL | 23 | 482334 | 23 | 483212-CL | 24 | 491006-BL | 28 |
| 460816 | 28 | 481506-CL | 24 | 481668-CL | 22 | 482209-CL | 23 | 482334-BL | 23 | 483216 | 24 | 491101 | 28 |
| 460816-BL | 28 | 481508 | 24 | 481670-BL | 22 | 482210 | 23 | 482336 | 23 | 483216-BL | 24 | 491101-BL | 28 |
| 460818 | 28 | 481508-BL | 24 | 481671-BL | 22 | 482210-BL | 23 | 482336-BL | 23 | 483216-CL | 24 | 491102 | 28 |
| 460818-BL | 28 | 481508-CL | 24 | 481672-BL | 22 | 482210-CL | 23 | 482338 | 23 | 483220 | 24 | 491102-BL | 28 |
| 461008 | 28 | 481510 | 24 | 481673-BL | 22 | 482211 | 23 | 482338-BL | 23 | 483220-BL | 24 | 491103 | 28 |
| 461008-BL | 28 | 481510-BL | 24 | 481688 | 22 | 482211-BL | 23 | 482344 | 23 | 483220-CL | 24 | 491103-BL | 28 |
| 461012 | 28 | 481510-CL | 24 | 481688-BL | 22 | 482211-CL | 23 | 482344-BL | 23 | 483303 | 25 | 491104 | 28 |
| 461012-BL | 28 | 481512 | 24 | 481688-CH | 22 | 482212 | 23 | 482344-CL | 23 | 483303-BL | 25 | 491104-BL | 28 |
| 461014 | 28 | 481512-BL | 24 | 481688-CL | 22 | 482212-BL | 23 | 482362 | 23 | 483304 | 25 | 491106 | 28 |
| 461014-BL | 28 | 481512-CL | 24 | 481692 | 36 | 482212-CL | 23 | 482362-BL | 23 | 483304-BL | 25 | 491106-BL | 28 |
| 461016 | 28 | 481516 | 24 | 481695 | 36 | 482213 | 23 | 482362-CL | 23 | 483306 | 25 | 491201 | 28 |
| 461016-BL | 28 | 481516-BL | 24 | 481696 | 36 | 482213-BL | 23 | 482366 | 23 | 483306-BL | 25 | 491201-BL | 28 |
| 461018 | 28 | 481516-CL | 24 | 481697 | 36 | 482213-CL | 23 | 482366-BL | 23 | 483308 | 25 | 491202 | 28 |
| 461018-BL | 28 | 481520 | 24 | 481703 | 37 | 482215 | 23 | 482366-CL | 23 | 483308-BL | 25 | 491202-BL | 28 |
| 461210 | 28 | 481520-BL | 24 | 481703-BL | 37 | 482215-BL | 23 | 482368 | 23 | 483310 | 25 | 491203 | 28 |
| 461210-BL | 28 | 481601 | 36 | 481703-RD | 37 | 482215-CL | 23 | 482368-BL | 23 | 483310-BL | 25 | 491203-BL | 28 |
| 461212 | 28 | 481602 | 36 | 481710-BL | 22 | 482216 | 23 | 482368-CL | 23 | 483312 | 25 | 491204 | 28 |
| 461212-BL | 28 | 481602-BL | 36 | 481712-BL | 22 | 482216-BL | 23 | 482388 | 23 | 483312-BL | 25 | 491204-BL | 28 |
| 461214 | 28 | 481603 | 22 | 481713-BL | 22 | 482216-CL | 23 | 482388-BL | 23 | 483316 | 25 | 491205 | 28 |
| 461214-BL | 28 | 481603-BL | 22 | 481714-BL | 22 | 482217 | 23 | 482388-CL | 23 | 483316-BL | 25 | 491205-BL | 28 |
| 461216 | 28 | 481603-CL | 22 | 481803 | 38 | 482217-BL | 23 | 482403 | 24 | 483403 | 25 | 491206 | 28 |
| 461216-BL | 28 | 481604 | 22 | 481803-BL | 38 | 482219 | 23 | 482403-BL | 24 | 483403-BL | 25 | 491206-BL | 28 |
| 461218 | 28 | 481604-BL | 22 | 481804 | 38 | 482219-BL | 23 | 482403-CL | 24 | 483404 | 25 | 491207 | 28 |
| 461218-BL | 28 | 481604-CL | 22 | 481804-BL | 38 | 482234 | 23 | 482404 | 24 | 483404-BL | 25 | 491207-BL | 28 |
| 480403 | 25 | 481605 | 22 | 481806 | 38 | 482234-BL | 23 | 482404-BL | 24 | 483406 | 25 | 491208 | 28 |
| | | | | | | | | 482404-CL | 24 | 483406-BL | 25 | 491208-BL | 28 |

INDEX by PART NUMBER

| Part # | Page | Part # | Page | Part # | Page | Part # | Page | Part # | Page | Part # | Page | Part # | Page |
|-----------|------|-----------|------|-----------|------|-----------|------|-----------|------|-----------|------|-----------|------|
| 491209 | 28 | 491957 | 31 | 492404-BL | 25 | 495005 | 37 | 495640-BL | 29 | 497216 | 28 | 499009 | 33 |
| 491209-BL | 28 | 491957-BL | 31 | 492404-CL | 25 | 495005-BL | 37 | 495641-BL | 58 | 497216-BL | 28 | 499009-BL | 33 |
| 491210-BL | 28 | 491957-CH | 31 | 492406 | 25 | 495006 | 37 | 495641-CH | 58 | 497217 | 28 | 499010 | 33 |
| 491211-BL | 28 | 491957-CL | 31 | 492406-BL | 25 | 495006-BL | 37 | 495961-BL | 29 | 497217-BL | 28 | 499010-BL | 33 |
| 491212-BL | 28 | 491958 | 31 | 492406-CL | 25 | 495008 | 37 | 496103 | 27 | 497218 | 28 | 499011 | 33 |
| 491213-BL | 28 | 491958-BL | 31 | 492408 | 25 | 495008-BL | 37 | 496103-BL | 27 | 497218-BL | 28 | 499011-BL | 33 |
| 491401 | 34 | 491958-CL | 31 | 492408-BL | 25 | 495009 | 37 | 496104 | 27 | 497219 | 28 | 499012 | 33 |
| 491401BL | 34 | 491959 | 30 | 492408-CL | 25 | 495009-BL | 37 | 496104-BL | 27 | 497219-BL | 28 | 499012-BL | 33 |
| 491402 | 34 | 491959-BL | 30 | 492410 | 25 | 495010-BL | 34 | 496106 | 27 | 497304 | 28 | 499013 | 33 |
| 491403 | 34 | 491959-CL | 30 | 492410-BL | 25 | 495010-BL | 34 | 496106-BL | 27 | 497304-BL | 28 | 499013-BL | 33 |
| 491404 | 34 | 491960 | 30 | 492410-CL | 25 | 495011-BL | 37 | 496107 | 27 | 497306 | 28 | 499064 | 33 |
| 491501 | 34 | 491960-BL | 30 | 492412 | 25 | 495020 | 37 | 496107-BL | 27 | 497306-BL | 28 | 499064-BL | 33 |
| 491501BL | 34 | 491960-CL | 30 | 492412-BL | 25 | 495020-BL | 37 | 496108 | 27 | 497308 | 28 | 499068 | 33 |
| 491502 | 34 | 491961 | 31 | 492412-CL | 25 | 495021 | 37 | 496108-BL | 27 | 497308-BL | 28 | 499068-BL | 33 |
| 491503 | 34 | 491961-BL | 31 | 492416 | 25 | 495021-BL | 37 | 496109 | 27 | 497310 | 28 | 499081 | 33 |
| 491504 | 34 | 491961-CL | 31 | 492416-BL | 25 | 495022 | 37 | 496109-BL | 27 | 497310-BL | 28 | 499081-BL | 33 |
| 491601 | 34 | 491962 | 30 | 492416-CL | 25 | 495022-BL | 37 | 496110 | 27 | 497312 | 28 | 499103 | 33 |
| 491602 | 34 | 491962-BL | 30 | 492420 | 25 | 495023 | 37 | 496110-BL | 27 | 497312-BL | 28 | 499103-BL | 33 |
| 491603 | 34 | 491962-CL | 30 | 492420-BL | 25 | 495023-BL | 37 | 496112 | 27 | 497316 | 28 | 499104 | 33 |
| 491604 | 34 | 491963 | 30 | 492420-CL | 25 | 495028 | 34 | 496112-BL | 27 | 497316-BL | 28 | 499104-BL | 33 |
| 491701 | 34 | 491963-BL | 30 | 492903 | 26 | 495030 | 34 | 496116 | 27 | 497320 | 28 | 499106 | 33 |
| 491701-BL | 34 | 491963-CL | 30 | 492903-BL | 26 | 495032 | 34 | 496116-BL | 27 | 497320-BL | 28 | 499106-BL | 33 |
| 491702 | 34 | 491964 | 30 | 492904 | 26 | 495036 | 34 | 496203 | 27 | 498001 | 27 | 499107 | 33 |
| 491703 | 34 | 491964-BL | 30 | 492904-BL | 26 | 495100 | 64 | 496203-BL | 27 | 498001-BL | 27 | 499107-BL | 33 |
| 491704 | 34 | 491964-CL | 30 | 492906 | 26 | 495100-BL | 29 | 496204 | 27 | 498002 | 27 | 499108 | 33 |
| 491902 | 26 | 491965 | 30 | 492906-BL | 26 | 495100-CH | 29 | 496204-BL | 27 | 498002-BL | 27 | 499108-BL | 33 |
| 491902-BL | 26 | 491965-BL | 30 | 492908 | 26 | 495101 | 29 | 496206 | 27 | 498003 | 27 | 499110 | 33 |
| 491906 | 26 | 491965-CL | 30 | 492908-BL | 26 | 495101-BL | 29 | 496206-BL | 27 | 498003-BL | 27 | 499110-BL | 33 |
| 491906-BL | 26 | 491966 | 30 | 492910 | 26 | 495101-CH | 29 | 496208 | 27 | 498004 | 27 | 499111 | 33 |
| 491908 | 26 | 491966-BL | 30 | 492910-BL | 26 | 495102 | 29 | 496208-BL | 27 | 498004-BL | 27 | 499111-BL | 33 |
| 491908-BL | 26 | 491966-CH | 30 | 492912 | 26 | 495102-BL | 29 | 496210 | 27 | 498005 | 27 | 499112 | 33 |
| 491912 | 26 | 491966-CL | 30 | 492912-BL | 26 | 495102-CH | 29 | 496210-BL | 27 | 498005-BL | 27 | 499112-BL | 33 |
| 491912-BL | 26 | 491967 | 30 | 492916 | 26 | 495103 | 29 | 496212 | 27 | 498006 | 27 | 499113 | 33 |
| 491913 | 26 | 491967-BL | 30 | 492916-BL | 26 | 495103-BL | 29 | 496212-BL | 27 | 498006-BL | 27 | 499113-BL | 33 |
| 491913-BL | 26 | 491967-CL | 30 | 492920 | 26 | 495103-CH | 29 | 496216 | 27 | 498008 | 27 | 499144 | 33 |
| 491914 | 26 | 491970 | 31 | 492920-BL | 26 | 495104 | 29 | 496216-BL | 27 | 498008-BL | 27 | 499144-BL | 33 |
| 491914-BL | 26 | 491970-BL | 31 | 492926 | 26 | 495104-BL | 29 | 496303 | 27 | 498101 | 27 | 499162 | 33 |
| 491915 | 26 | 491971 | 31 | 492926-BL | 26 | 495104-CH | 29 | 496303-BL | 27 | 498101-BL | 27 | 499162-BL | 33 |
| 491915-BL | 26 | 491971-BL | 31 | 492928 | 26 | 495105 | 29 | 496304 | 27 | 498102 | 27 | 499166 | 33 |
| 491916 | 26 | 491973-BL | 31 | 492928-BL | 26 | 495105-BL | 29 | 496304-BL | 27 | 498102-BL | 27 | 499166-BL | 33 |
| 491916-BL | 26 | 491974-BL | 31 | 493020-BL | 34 | 495105-CH | 29 | 496306 | 27 | 498103 | 27 | 499168 | 33 |
| 491918 | 26 | 491975 | 30 | 493022-BL | 34 | 495106 | 29 | 496306-BL | 27 | 498103-BL | 27 | 499168-BL | 33 |
| 491918-BL | 26 | 491975-BL | 30 | 493024 | 34 | 495106-BL | 29 | 496308 | 27 | 498104 | 27 | 499188 | 33 |
| 491919 | 26 | 491975-CH | 30 | 493025 | 34 | 495106-CH | 29 | 496308-BL | 27 | 498104-BL | 27 | 499188-BL | 33 |
| 491919-BL | 26 | 491976 | 30 | 493201 | 26 | 495107 | 29 | 496310 | 27 | 498105 | 27 | 499206 | 33 |
| 491920 | 26 | 491976-BL | 30 | 493201-BL | 26 | 495107-BL | 29 | 496310-BL | 27 | 498105-BL | 27 | 499206-BL | 33 |
| 491920-BL | 26 | 491976-CH | 30 | 493202 | 26 | 495107-CH | 29 | 496312 | 27 | 498106 | 27 | 499207 | 33 |
| 491922 | 26 | 491977 | 30 | 493202-BL | 26 | 495108 | 29 | 496312-BL | 27 | 498106-BL | 27 | 499207-BL | 33 |
| 491922-BL | 26 | 491977-BL | 30 | 493202-CH | 26 | 495108-BL | 29 | 496316 | 27 | 498108 | 27 | 499208 | 33 |
| 491923 | 26 | 491977-CH | 30 | 493203 | 26 | 495108-CH | 29 | 496316-BL | 27 | 498108-BL | 27 | 499208-BL | 33 |
| 491923-BL | 26 | 491978 | 30 | 493203-BL | 26 | 495109 | 29 | 496317-BL | 27 | 498201 | 27 | 499209 | 33 |
| 491925 | 26 | 491978-BL | 30 | 493204 | 26 | 495109-BL | 29 | 496318-BL | 27 | 498201-BL | 27 | 499209-BL | 33 |
| 491925-BL | 26 | 491978-CH | 30 | 493204-BL | 26 | 495109-CH | 29 | 496319-BL | 27 | 498202 | 27 | 499210 | 33 |
| 491926 | 26 | 491979 | 30 | 493205 | 26 | 495110 | 29 | 496320-BL | 27 | 498202-BL | 27 | 499210-BL | 33 |
| 491926-BL | 26 | 491979-BL | 30 | 493205-BL | 26 | 495110-BL | 29 | 496321-BL | 27 | 498203 | 27 | 499211 | 33 |
| 491940-BL | 32 | 491980 | 31 | 493206 | 26 | 495111 | 29 | 496699 | 35 | 498203-BL | 27 | 499211-BL | 33 |
| 491942-BL | 32 | 491980-BL | 31 | 493206-BL | 26 | 495111-BL | 29 | 496700 | 35 | 498204 | 27 | 499212 | 33 |
| 491945-BL | 31 | 491981 | 31 | 493207 | 26 | 495112 | 29 | 496701 | 35 | 498204-BL | 27 | 499212-BL | 33 |
| 491946-BL | 31 | 491981-BL | 31 | 493207-BL | 26 | 495112-BL | 29 | 496702 | 35 | 498205 | 27 | 499213 | 33 |
| 491947-BL | 31 | 491982 | 32 | 493301 | 26 | 495113 | 29 | 496703 | 35 | 498205-BL | 27 | 499213-BL | 33 |
| 491948 | 30 | 491982-BL | 32 | 493301-BL | 26 | 495113-BL | 29 | 496704 | 35 | 498206 | 27 | 499214 | 33 |
| 491948-BL | 30 | 491983 | 32 | 493302 | 26 | 495114 | 29 | 496706 | 35 | 498206-BL | 27 | 499214-BL | 33 |
| 491949 | 30 | 491983-BL | 32 | 493302-BL | 26 | 495114-BL | 29 | 496707 | 35 | 498208 | 27 | 499216 | 33 |
| 491949-BL | 30 | 491984 | 30 | 493303 | 26 | 495115 | 29 | 497104 | 35 | 498208-BL | 27 | 499216-BL | 33 |
| 491950 | 30 | 491984-BL | 30 | 493303-BL | 26 | 495115-BL | 29 | 497106 | 35 | 498301 | 27 | 499218 | 33 |
| 491950-BL | 30 | 491985 | 31 | 493304 | 26 | 495116 | 29 | 497108 | 35 | 498301-BL | 27 | 499218-BL | 33 |
| 491950-CL | 30 | 491985-BL | 31 | 493304-BL | 26 | 495116-BL | 29 | 497110 | 35 | 498302 | 27 | 499234 | 33 |
| 491951 | 30 | 491986 | 31 | 493306 | 26 | 495117 | 29 | 497112 | 35 | 498302-BL | 27 | 499234-BL | 33 |
| 491951-BL | 30 | 491986-BL | 31 | 493306-BL | 26 | 495117-BL | 29 | 497116 | 35 | 498303 | 27 | 499236 | 33 |
| 491951-CH | 30 | 491987 | 31 | 494001-BL | 37 | 495118 | 29 | 497120 | 35 | 498303-BL | 27 | 499236-BL | 33 |
| 491951-CL | 30 | 491987-BL | 31 | 494002-BL | 37 | 495118-BL | 29 | 497204 | 28 | 498304 | 27 | 499238 | 33 |
| 491952 | 30 | 491988 | 30 | 494108-BL | 37 | 495119 | 29 | 497204-BL | 28 | 498304-BL | 27 | 499238-BL | 33 |
| 491952-BL | 30 | 491988-BL | 30 | 494110-BL | 37 | 495119-BL | 29 | 497206 | 28 | 498305 | 27 | 499244 | 33 |
| 491952-CH | 30 | 491989-BL | 32 | 494111-BL | 37 | 495120 | 29 | 497206-BL | 28 | 498305-BL | 27 | 499244-BL | 33 |
| 491952-CL | 30 | 491990-BL | 32 | 494112-BL | 37 | 495120-BL | 29 | 497208 | 28 | 498306 | 27 | 499246 | 33 |
| 491953 | 31 | 491991 | 32 | 495000 | 37 | 495122 | 29 | 497208-BL | 28 | 498306-BL | 27 | 499246-BL | 33 |
| 491953-BL | 31 | 491991-BL | 32 | 495000-BL | 37 | 495122-BL | 29 | 497210 | 28 | 498308 | 27 | 499248 | 33 |
| 491954 | 31 | 491992-BL | 32 | 495001 | 37 | 495123 | 29 | 497210-BL | 28 | 498308-BL | 27 | 499248-BL | 33 |
| 491954-BL | 31 | 491993-BL | 32 | 495001-BL | 37 | 495123-BL | 29 | 497211 | 28 | 499006 | 33 | 499264 | 33 |
| 491955 | 30 | 491994-BL | 32 | 495002 | 37 | 495124 | 29 | 497211-BL | 28 | 499006-BL | 33 | 499264-BL | 33 |
| 491955-BL | 30 | 491996-BL | 32 | 495002-BL | 37 | 495124-BL | 29 | 497212 | 28 | 499007 | 33 | 499268 | 33 |
| 491955-CL | 30 | 492403 | 25 | 495003 | 37 | 495125 | 29 | 497212-BL | 28 | 499007-BL | 33 | 499268-BL | 33 |
| 491956 | 30 | 492403-BL | 25 | 495003-BL | 37 | 495125-BL | 29 | 497213 | 28 | 499008 | 33 | 499281 | 33 |
| 491956-BL | 30 | 492403-CL | 25 | 495004 | 37 | 495127-BL | 29 | 497213-BL | 28 | 499008-BL | 33 | 499281-BL | 33 |
| 491956-CL | 30 | 492404 | 25 | 495004-BL | 37 | | | | | | | | |

INDEX by PART NUMBER

| Part # | Page | Part # | Page | Part # | Page | Part # | Page | Part # | Page | Part # | Page | Part # | Page |
|-----------|------|--------|------|-----------|------|-----------|------|-----------|------|-------------|------|-------------|------|
| 720006 | 18 | 840612 | 17 | 871008 | 21 | 900604-RD | 38 | 920012 | 58 | 999132 | 60 | 3106012 | 15 |
| 720008 | 18 | 840616 | 17 | 871010 | 21 | 900606 | 38 | 920016 | 58 | 999134 | 60 | 3106012-RAD | 16 |
| 720010 | 18 | 841004 | 17 | 871012 | 21 | 900606-BL | 38 | 920022 | 57 | 999150 | 60 | 3106016 | 15 |
| 720012 | 18 | 841006 | 17 | 871016 | 21 | 900606-RD | 38 | 920022-BL | 57 | 999154 | 60 | 3109004 | 15 |
| 720016 | 18 | 841008 | 17 | 871504 | 21 | 900607 | 38 | 920023 | 57 | 999156 | 60 | 3109006 | 15 |
| 720020 | 18 | 841010 | 17 | 871506 | 21 | 900607-BL | 38 | 920023-BL | 57 | 999158 | 60 | 3109008 | 15 |
| 730006 | 4 | 841012 | 17 | 871508 | 21 | 900607-RD | 38 | 920024 | 57 | 999160 | 60 | 3109010 | 15 |
| 730008 | 4 | 841016 | 17 | 871510 | 21 | 900608 | 38 | 920024-BL | 57 | 999162 | 60 | 3109010-RAD | 16 |
| 733006 | 4 | 841504 | 17 | 871512 | 21 | 900608-BL | 38 | 920025 | 57 | 999164 | 60 | 3109012 | 15 |
| 733008 | 4 | 841506 | 17 | 871516 | 21 | 900608-RD | 38 | 920025-BL | 57 | 999170 | 60 | 3109012-RAD | 16 |
| 736006 | 4 | 841508 | 17 | 872004 | 21 | 900609 | 38 | 920026 | 57 | 999180 | 62 | 3109016 | 15 |
| 736008 | 4 | 841510 | 17 | 872006 | 21 | 900609-BL | 38 | 920026-BL | 57 | 999201 | 60 | 3109706 | 16 |
| 731006 | 4 | 841512 | 17 | 872008 | 21 | 900609-RD | 38 | 920027 | 57 | 999202 | 60 | 3109707 | 16 |
| 731008 | 4 | 841516 | 17 | 872010 | 21 | 900610 | 38 | 920027-BL | 57 | 999203 | 60 | 3109708 | 16 |
| 731506 | 4 | 842004 | 17 | 872012 | 21 | 900610-BL | 38 | 930002-BL | 56 | 999204 | 60 | 3109709 | 16 |
| 731508 | 4 | 842006 | 17 | 872016 | 21 | 900610-RD | 38 | 930002-CH | 56 | 999205 | 60 | 3109710 | 16 |
| 732006 | 4 | 842008 | 17 | 880000 | 61 | 900611 | 38 | 930003-BL | 56 | 999206 | 60 | 3109711 | 16 |
| 732008 | 4 | 842010 | 17 | 880001 | 61 | 900611-BL | 38 | 930003-CH | 56 | 999208 | 60 | 3109768 | 16 |
| 750106-BL | 4 | 842012 | 17 | 880002 | 61 | 900611-RD | 38 | 930004-BL | 56 | 999209 | 60 | 3109781 | 16 |
| 750108-BL | 4 | 842016 | 17 | 880003 | 61 | 900612 | 38 | 930004-CH | 56 | 999210 | 60 | 3109906 | 16 |
| 753006-BL | 4 | 850006 | 40 | 880004 | 61 | 900612-BL | 38 | 930005-BL | 56 | 999211 | 60 | 3109907 | 16 |
| 753008-BL | 4 | 850008 | 40 | 880005 | 61 | 900612-RD | 38 | 930005-CH | 56 | 999212 | 60 | 3109908 | 16 |
| 754506-BL | 4 | 850010 | 40 | 890003 | 38 | 900613 | 38 | 930006-BL | 56 | 999214 | 60 | 3109910 | 16 |
| 754508-BL | 4 | 851006 | 40 | 890004 | 38 | 900613-BL | 38 | 930006-CH | 56 | 999216 | 60 | 3109911 | 16 |
| 756006-BL | 4 | 851008 | 40 | 890006 | 38 | 900613-RD | 38 | 930007-BL | 56 | 999218 | 60 | 3109962 | 16 |
| 756008-BL | 4 | 851010 | 40 | 890008 | 38 | 900617 | 38 | 930007-CH | 56 | 999220 | 60 | 3109966 | 16 |
| 759006-BL | 4 | 852006 | 40 | 890010 | 38 | 900617-BL | 38 | 930010-BL | 57 | 999222 | 60 | 3109968 | 16 |
| 759008-BL | 4 | 852008 | 40 | 891001 | 36 | 900617-RD | 38 | 930012-BL | 57 | 999251 | 60 | 3109988 | 16 |
| 751206-BL | 4 | 852010 | 40 | 891002 | 36 | 900620-BL | 37 | 930014-BL | 57 | 999252 | 60 | 3112006 | 15 |
| 751208-BL | 4 | 860004 | 21 | 891003 | 36 | 900649-BL | 58 | 930016-BL | 57 | 999253 | 60 | 3112008 | 15 |
| 751506-BL | 4 | 860006 | 21 | 891010 | 36 | 900649-CH | 58 | 940003-BL | 37 | 999254 | 60 | 3112010 | 15 |
| 751508-BL | 4 | 860008 | 21 | 892004-BL | 38 | 900656-BL | 24 | 960001-BL | 37 | 999255 | 60 | 3112010-RAD | 16 |
| 751806-BL | 4 | 860010 | 21 | 892005-BL | 38 | 900663 | 62 | 960001-E | 37 | 999256 | 60 | 3112012 | 15 |
| 751808-BL | 4 | 860012 | 21 | 892006-BL | 38 | 900664 | 62 | 960002-BL | 37 | 999257 | 60 | 3112012-RAD | 16 |
| 799008 | 59 | 860016 | 21 | 892007-BL | 38 | 900666 | 62 | 960002-E | 37 | 999258 | 60 | 3112016 | 15 |
| 799010 | 59 | 863004 | 21 | 892008-BL | 38 | 900668 | 62 | 960003-BL | 37 | 999303 | 44 | 3115006 | 15 |
| 799012 | 59 | 863006 | 21 | 892010-BL | 38 | 900670 | 62 | 960003-E | 37 | 999304 | 44 | 3115008 | 15 |
| 799016 | 59 | 863008 | 21 | 900001 | 37 | 900672 | 62 | 960004-BL | 37 | 999306 | 44 | 3115010 | 15 |
| 799020 | 59 | 863010 | 21 | 900002 | 37 | 900676 | 62 | 960004-E | 37 | 999308 | 44 | 3115010-RAD | 16 |
| 800004 | 20 | 863012 | 21 | 900003 | 37 | 900700 | 58 | 961006-BL | 29 | 999310 | 44 | 3115012 | 15 |
| 800006 | 20 | 863016 | 21 | 900004 | 37 | 900701 | 58 | 961008-BL | 29 | 999400 | 59 | 3115012-RAD | 16 |
| 800008 | 20 | 866004 | 21 | 900006 | 61 | 900702 | 58 | 961010-BL | 29 | 999402 | 59 | 3115016 | 15 |
| 800010 | 20 | 866006 | 21 | 900008 | 61 | 900703 | 58 | 997306 | 37 | 999404 | 59 | 3118006 | 15 |
| 800012 | 20 | 866008 | 21 | 900010 | 61 | 900800 | 59 | 997306-BL | 37 | 999406 | 59 | 3118008 | 15 |
| 803004 | 20 | 866010 | 21 | 900012 | 61 | 900802 | 59 | 997308 | 37 | 999408 | 59 | 3118010 | 15 |
| 803006 | 20 | 866012 | 21 | 900016 | 61 | 900804 | 59 | 997308-BL | 37 | 999410 | 59 | 3118010-RAD | 16 |
| 803008 | 20 | 866016 | 21 | 900017 | 37 | 900806 | 59 | 997406 | 37 | 999412 | 59 | 3118012 | 15 |
| 803010 | 20 | 861004 | 21 | 900018 | 37 | 900808 | 59 | 997406-BL | 37 | 999500 | 59 | 3118012-RAD | 16 |
| 803012 | 20 | 861006 | 21 | 900019 | 37 | 900810 | 59 | 997408 | 37 | 999502 | 59 | 3118016 | 15 |
| 806004 | 20 | 861008 | 21 | 900020 | 37 | 900812 | 59 | 997408-BL | 37 | 999504 | 59 | 6001023 | 54 |
| 806006 | 20 | 861010 | 21 | 900050 | 51 | 900900 | 59 | 998206 | 58 | 999506 | 59 | 6002023 | 54 |
| 806008 | 20 | 861012 | 21 | 900060 | 62 | 900902 | 59 | 998208 | 58 | 999508 | 59 | 6002123 | 54 |
| 806010 | 20 | 861016 | 21 | 900061 | 63 | 900904 | 59 | 998210 | 58 | 999510 | 59 | 6003023 | 54 |
| 806012 | 20 | 861504 | 21 | 900062 | 62 | 900906 | 59 | 998212 | 58 | 999961 | 29 | 6004023 | 54 |
| 810004 | 20 | 861506 | 21 | 900063 | 62 | 900908 | 59 | 999004 | 58 | 3100004S | 16 | 6004123 | 54 |
| 810006 | 20 | 861508 | 21 | 900065 | 62 | 900910 | 59 | 999006 | 58 | 3100006S | 16 | 6005023 | 54 |
| 810008 | 20 | 861510 | 21 | 900066 | 62 | 900912 | 59 | 999008 | 58 | 3100008S | 16 | 6006023 | 54 |
| 810010 | 20 | 861512 | 21 | 900084 | 61 | 900950 | 61 | 999010 | 58 | 3100010S | 16 | 6101023 | 54 |
| 810012 | 20 | 861516 | 21 | 900086 | 61 | 900951 | 61 | 999012 | 58 | 3100012S | 16 | 6102023 | 54 |
| 815004 | 20 | 862004 | 21 | 900088 | 61 | 900952 | 61 | 999016 | 58 | 3100016S | 16 | 6104023 | 54 |
| 815006 | 20 | 862006 | 21 | 900090 | 61 | 900953 | 61 | 999020 | 58 | 3100104 | 15 | 6104123 | 54 |
| 815008 | 20 | 862008 | 21 | 900092 | 61 | 900954 | 61 | 999023 | 58 | 3100106 | 15 | 6106023 | 54 |
| 815010 | 20 | 862010 | 21 | 900096 | 61 | 900955 | 61 | 999024 | 58 | 3100108 | 15 | 6201023 | 54 |
| 815012 | 20 | 862012 | 21 | 900098 | 61 | 900956 | 61 | 999026 | 58 | 3100110 | 15 | 6202023 | 54 |
| 820004 | 20 | 870004 | 21 | 900100 | 61 | 900957 | 61 | 999028 | 58 | 3100112 | 15 | 6204023 | 54 |
| 820006 | 20 | 870006 | 21 | 900200 | 63 | 900958 | 61 | 999100 | 64 | 3100116 | 15 | 6301023 | 54 |
| 820008 | 20 | 870008 | 21 | 900201 | 63 | 920001 | 55 | 999100-A | 64 | 3103006 | 15 | 6302023 | 54 |
| 820010 | 20 | 870010 | 21 | 900202 | 63 | 920002 | 55 | 999100-B | 64 | 3103008 | 15 | 6304023 | 54 |
| 820012 | 20 | 870012 | 21 | 900203 | 63 | 920002-BL | 55 | 999100-S | 64 | 3103010 | 15 | 6401023 | 54 |
| 840004 | 17 | 870016 | 21 | 900204 | 63 | 920002-CH | 55 | 999100-H | 64 | 3103010-RAD | 16 | 6402023 | 54 |
| 840006 | 17 | 870020 | 21 | 900206 | 63 | 920003 | 55 | 999101 | 60 | 3103012 | 15 | 6404023 | 54 |
| 840008 | 17 | 873004 | 21 | 900207 | 63 | 920003-BL | 55 | 999102 | 60 | 3103012-RAD | 16 | | |
| 840010 | 17 | 873006 | 21 | 900208 | 63 | 920003-CH | 55 | 999103 | 60 | 3103016 | 15 | | |
| 840012 | 17 | 873008 | 21 | 900210 | 63 | 920004 | 55 | 999104 | 60 | 3104504 | 15 | | |
| 840016 | 17 | 873010 | 21 | 900500 | 63 | 920004-BL | 55 | 999108 | 60 | 3104506 | 15 | | |
| 840304 | 17 | 873012 | 21 | 900501 | 62 | 920004-CH | 55 | 999109 | 60 | 3104508 | 15 | | |
| 840306 | 17 | 873016 | 21 | 900502 | 62 | 920005 | 55 | 999110 | 60 | 3104510 | 15 | | |
| 840308 | 17 | 876004 | 21 | 900510 | 63 | 920005-BL | 55 | 999111 | 60 | 3104510-RAD | 16 | | |
| 840310 | 17 | 876006 | 21 | 900511 | 63 | 920005-CH | 55 | 999112 | 60 | 3104512 | 15 | | |
| 840312 | 17 | 876008 | 21 | 900512 | 63 | 920006 | 55 | 999113 | 60 | 3104512-RAD | 16 | | |
| 840316 | 17 | 876010 | 21 | 900555-BL | 62 | 920006-BL | 55 | 999114 | 60 | 3104516 | 15 | | |
| 840604 | 17 | 876012 | 21 | 900556-BL | 62 | 920006-CH | 55 | 999120 | 60 | 3106006 | 15 | | |
| 840606 | 17 | 876016 | 21 | 900557-BL | 62 | 920007 | 55 | 999126 | 60 | 3106008 | 15 | | |
| 840608 | 17 | 871004 | 21 | 900604 | 38 | 920007-BL | 55 | 999128 | 60 | 3106010 | 15 | | |
| 840610 | 17 | 871006 | 21 | 900604-BL | 38 | 920007-CH | 55 | 999130 | 60 | 3106010-RAD | 16 | | |

ABOUT

Fragola

Performance Systems



Our Beginnings

F.F. Screw Products started in 1973 as a job shop in a 1000 square foot building that was run as a part time operation with 1 employee. Within 4 years, it changed to a full time operation with 10 employees. In 1982 after years of doing job shop components for many large companies we decided to start making our own product and FK Bearings was started. At that time we were operating both F.F. Screw Products and FK Bearings in two separate buildings that were approximately 36,000 square feet combined. In 1999 after talking to many of our customers who kept inquiring why we didn't manufacture fittings for the racing industry, Fragola Performance Systems came about.



We are now housed in a 80,000 square foot building with 35 employees, while our sister company F.K. Bearings is across the street with their own 80,000 square foot building with 55 employees.



The Fragola Family

All of the companies are owned and operated by the Fragola family. Frank, Mickey, Maria, Al & Debbie have grown up in the business and have worked in every department in the factories. We are now starting on the 3rd generation of the family, as the grandchildren are learning the business as well.



Our Goal

Our goal has been to make quality products offered at the best possible price with 100% on time deliveries. Because we are family owned we take pride in our companies and strive to be the best we can be. All of our products, (except for forgings) are manufactured in our facilities in Southington, Connecticut USA. We are continually improving our manufacturing process which includes adding additional automation to keep up with product demands and with the cost of offshore competitors.



Discover other performance fuel system parts on our website.