

HIGH PERFORMANCE LED LIGHTING & ACCESSORIES



Heise LED Lighting, by Metra Electronics, are exclusively developed and manufactured to meet all international standards. Our range of lighting integrates advanced thermal management, short circuit and open circuit protection and many other innovative features. All products undergo rigorous testing during the development and manufacturing process and again before leaving the factory. Metra's history, experience and approach to engineering and manufacturing ensure that their products stand out among the competitors and are the highest quality lights available on the market.

UNIVERSAL FIT

HIGH PERFORMANCE LED LIGHTING

Auxiliary driving and fog lights are intended for use solely as auxiliary lighting. They are not intended to be used for headlight purposes, nor are they certified for headlight usage. Auxiliary lights are designed to improve visibility during night time driving and inclement weather. Irresponsible use of any auxiliary light can be dangerous and illegal. Auxiliary driving lights are intended to supplement the high-beam of a standard headlamp system. They are not intended for use alone or with the low-beam of a standard headlamp system. Lighting laws vary from state to state.

WARNING: This catalog does not advise whether a State of California Proposition 65 warning is required for a particular item of merchandise. To learn whether a particular item of merchandise requires a California Proposition 65 warning, please be sure to look up and read the particular merchandise's listing on Metra's website, as well as read the particular merchandise's packaging. When a California Proposition 65 warning is present on Metra's website listing for the particular merchandise, or on the particular merchandise's packaging, a compliant California Proposition 65 warning is to be provided to the purchasing California consumer prior to the sale of the particular merchandise.

- LIGHTBARS.....2-17
- LED LIGHT ACCESSORIES..... 18-26
- CUBE LIGHTS.....27-34
- DRIVING LIGHTS.....35-38
- WORK LIGHTS.....39-42
- MARINE LIGHTS.....43-50
- ACCENT LIGHTS.....51-54
- LED STRIP LIGHTS.....55-62
- LED VEHICLE LIGHTING.....63-66
- JEEP LIGHTS & ACCESSORIES.....67-72
- MOTORCYCLE LIGHTS.....73-76
- HEISE MERCHANDISE.....77-79
- TERMS & CONDITIONS.....80



LIGHTBARS



LED LIGHTBARS



 UNIVERSAL FIT
LED LIGHTBARS



FEATURES



HYBRID



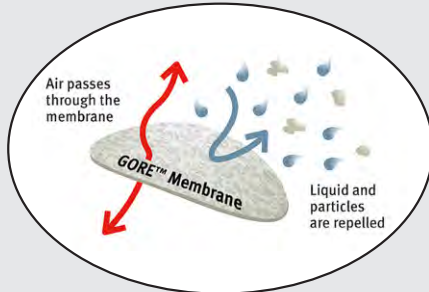
UNIVERSAL



GORE™
MEMBRANE



GORE™ MEMBRANE



A ONE-WAY VALVE WITH A DUAL PURPOSE

1. Allows for any internal moisture to escape which can be caused by extreme heat and rapid cooling
2. Also assists with preventing any external moisture from entering the light bar housing



HEISE QUALITY



HYBRID SYSTEM



THE BEST OF BOTH WORLD'S

Intense spotlights in the center flanked by widebeam driving lights on each side give you everything in one lightbar

Heise LED Lighting Systems®, by Metra Electronics®, are exclusively engineered and manufactured to meet all international standards. Metra's history, experience and approach to engineering and manufacturing ensure that their products stand out among the competitors and are the highest quality lights available on the market.

The Heise range of lighting technology integrates advanced thermal management, short circuit and open circuit protection and many other innovative features. All products undergo rigorous testing during the development and manufacturing process and again before leaving the factory.

SINGLE ROW LED LIGHTBARS

SLIMLINE SERIES

HE-SL550

5.5 INCH

03 LED

Wattage: 9W • Raw Lumens: 720 • Lux @ 10M: 10
Current Consumption @ 13.8V: 0.4 A • IP Rating: IP67

Hole Dimensions:

Bracket Turned In: 5.25" • Brackets Turned Out: 7.25"



HE-SL914

9.25 INCH

06 LED

Wattage: 18W • Raw Lumens: 1440 • Lux @ 10M: 22
Current Consumption @ 13.8V: 0.9 A • IP Rating: IP67

Hole Dimensions:

Bracket Turned In: 9" • Brackets Turned Out: 11"



HE-SL2014

20.25 INCH

15 LED

Wattage: 45W • Raw Lumens: 3600 • Lux @ 10M: 1280
Current Consumption @ 13.8V: 2.4 A • IP Rating: IP67

Hole Dimensions:

Bracket Turned In: 20" • Brackets Turned Out: 22"



HE-SL32

32 INCH

24 LED

Wattage: 72W • Raw Lumens: 5760 • Lux @ 10M: 2200
Current Consumption @ 13.8V: 4 A • IP Rating: IP67

Hole Dimensions:

Bracket Turned In: 31.75" • Brackets Turned Out: 33.75"



HE-SL3912

39.5 INCH

30 LED

Wattage: 90W • Raw Lumens: 7200 • Lux @ 10M: 2920
Current Consumption @ 13.8V: 4.9 A • IP Rating: IP67

Hole Dimensions:

Bracket Turned In: 39" • Brackets Turned Out: 41"





HYBRID



UNIVERSAL



GORE™
MEMBRANE

COMMON FEATURES



HYBRID SYSTEM



THE BEST OF BOTH WORLDS

Intense spotlights in the center flanked by widebeam driving lights on each side give you everything in one lightbar

INPUT VOLTAGE: 10-30V DC

COLOR TEMPERATURE: 6000K

BEAM PATTERN: COMBO: FLOOD (90) & SPOT (8)

HOUSING MATERIAL: DIE-CAST ALUMINUM

COLOR: BLACK

MEMBRANE: GORE

LENS MATERIAL: PC

MOUNTING BOLT DRILL: 0.25"

HEIGHT OF LIGHT BAR: 2.7"

DEPTH OF LIGHT BAR: 2"

ELECTRONICS: INTEGRATED-EPOXY ENCAPSULATED

HARDWARE: STAINLESS 316

OPERATING TEMPERATURE: -40°C TO +60°C

PROTECTION: REVERSE POLARITY

ACCESSORIES INCLUDED

2

Brackets

2

Mounting pads

4

Stainless steel screws

2

Allen keys

1

Pigtail harness



HE-SL5034

50.75 INCH

39 LED

Wattage: 117W • **Raw Lumens:** 9360 • **Lux @ 10M:** 3250

Current Consumption @ 13.8V: 6.5 A • **IP Rating:** IP67

Hole Dimensions:

Bracket Turned In: 50.50"

Brackets Turned Out: 52.50"



50"W x 2.7"H

SINGLE ROW LED LIGHTBARS

STRAIGHT

HE-SR22

22 INCH

10 LED

Wattage: 100W • Raw Lumens: 8000 • Lux @ 10M: 535
Current Consumption @ 13.8V: 5.9 A • IP Rating: IP67

Hole Dimensions:

Bracket Turned In: 21.25" • Brackets Turned Out: 23.75"



24.72"W x 4.8"H

SINGLE ROW LED LIGHTBARS

CURVED

HE-SRC30


30 INCH

30 LED

Wattage: 140W • Raw Lumens: 11200 • Lux @ 10M: 640
Current Consumption @ 13.8V: 8.6 A • IP Rating: IP67

Hole Dimensions:

Bracket Turned In: 29.25" • Brackets Turned Out: 31.50"



30"W x 4.8"H

HE-SRC42

42 INCH

20 LED

Wattage: 200W • Raw Lumens: 16000 • Lux @ 10M: 785
Current Consumption @ 13.8V: 11.8 A • IP Rating: IP67

Hole Dimensions:

Bracket Turned In: 41" • Brackets Turned Out: 43.50"



44.76"W x 4.8"H



HYBRID



UNIVERSAL



GORE™
MEMBRANE

COMMON FEATURES

U UNIVERSAL MOUNT



MOUNT ANYWHERE

Heavy duty rubber foot mounts help reduce vibration for LED lightbars anywhere.

INPUT VOLTAGE: 10-30V DC

COLOR TEMPERATURE: 6000K

BEAM PATTERN: COMBO: FLOOD (120) & SPOT (10)

HOUSING MATERIAL: DIE-CAST ALUMINUM

COLOR: BLACK

MEMBRANE: GORE

LENS MATERIAL: PC

MOUNTING BOLT DRILL: 0.25"

HEIGHT OF LIGHT BAR: 4.8"

DEPTH OF LIGHT BAR: 3.50"

ELECTRONICS: INTEGRATED-EPOXY ENCAPSULATED

HARDWARE: STAINLESS 316

OPERATING TEMPERATURE: -40°C TO +60°C

PROTECTION: REVERSE POLARITY

ACCESSORIES INCLUDED

2

Brackets

2

Mounting pads

4

Stainless steel screws

2

Allen keys

1

Pigtail harness



FAQ

SINGLE, DUAL AND BLACKOUT SERIES

1. What is the height of Light Bar itself? **3 inches**

2. Does this style have wind noise? **Yes it does, BUT we do offer rubber dampers (HE-LBD) that assist with a 4db drop in sound.**

3. What is a Gore™ membrane? **It is a self-adhesive one way valve that has a dual purpose.**

- 1. It allows for any internal moisture to escape which can be caused by extreme heat and rapid cooling.**
- 2. It also assist with preventing any external moisture from entering the light bar housing.**

4. How are these Light bars measured? **They are measured from side bolt hole to side bolt hole, without brackets.**



HE-LBD

4 PACK

LIGHT BAR DAMPERS

- Reduces Vibration Noise from Light Bars
- Use with DR, DRC, BDR, BDRC, SR, and SRC series Heise Light Bars. Friction Fit in Place
- 4db noise reduction

DUAL ROW LED LIGHTBARS

STRAIGHT

HE-DR8

08 INCH

12 LED

★ IP68 ★
CERTIFIED

Wattage: 36W • Raw Lumens: 2880 • Lux @ 10M: 215
Current Consumption @ 13.8V: 1.9 A • IP Rating: IP68

Hole Dimensions:

Bracket Turned In: 7.25" • Brackets Turned Out: 9.5"



10.66"W x 4.8"H

HE-DR14

14 INCH

24 LED

★ IP68 ★
CERTIFIED

Wattage: 72W • Raw Lumens: 5760 • Lux @ 10M: 466
Current Consumption @ 13.8V: 3.7 A • IP Rating: IP68

Hole Dimensions:

Bracket Turned In: 13.375" • Brackets Turned Out: 15.75"



16.69"W x 4.8"H

HE-DR20

20 INCH

40 LED

NEW!

Wattage: 108W • Raw Lumens: 8640 • Lux @ 10M: 612
Current Consumption @ 13.8V: 5.7 A • IP Rating: IP67

Hole Dimensions:

Bracket Turned In: 19.5" • Brackets Turned Out: 21.75"



24.72"W x 4.8"H

HE-DR22

22 INCH

40 LED

Wattage: 120W • Raw Lumens: 9600 • Lux @ 10M: 655
Current Consumption @ 13.8V: 6.3 A • IP Rating: IP67

Hole Dimensions:

Bracket Turned In: 21.3125" • Brackets Turned Out: 23.75"



24.72"W x 4.8"H

HE-DR28

28 INCH

60 LED

Wattage: 168W • Raw Lumens: 13440 • Lux @ 10M: 812
Current Consumption @ 13.8V: 8.8 A • IP Rating: IP67

Hole Dimensions:

Bracket Turned In: 29.25" • Brackets Turned Out: 31.50"



32.75"W x 4.8"H

HE-DR30

30 INCH

60 LED

Wattage: 180W • Raw Lumens: 14400 • Lux @ 10M: 870
Current Consumption @ 13.8V: 9.5 A • IP Rating: IP67

Hole Dimensions:

Bracket Turned In: 31.25" • Brackets Turned Out: 33.50"



34.76"W x 4.8"H



HYBRID



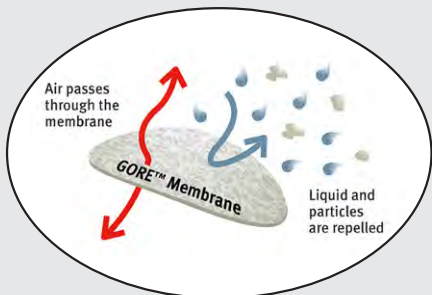
UNIVERSAL



GORE™
MEMBRANE

COMMON FEATURES

G GORE™ MEMBRANE



GORE MEMBRANE IS A SELF-ADHESIVE ONE WAY VALVE THAT HAS A DUAL PURPOSE.

1. It allows for any internal moisture to escape which can be caused by extreme heat and rapid cooling.
2. It also assists with preventing any external moisture from entering the light bar housing.

INPUT VOLTAGE: 10-30V DC

COLOR TEMPERATURE: 6000K

BEAM PATTERN: COMBO: FLOOD (90) & SPOT (8)

HOUSING MATERIAL: DIE-CAST ALUMINUM

COLOR: BLACK

MEMBRANE: GORE

LENS MATERIAL: PC

MOUNTING BOLT DRILL: 0.25"

HEIGHT OF LIGHT BAR: 4.8"

DEPTH OF LIGHT BAR: 3.50"

ELECTRONICS: INTEGRATED-EPOXY ENCAPSULATED

HARDWARE: STAINLESS 316

OPERATING TEMPERATURE: -40°C TO +60°C

PROTECTION: REVERSE POLARITY

ACCESSORIES INCLUDED

2 Brackets **2** Mounting pads **4** Stainless steel screws

2 Allen keys **1** Pigtail harness



HE-DR42 **42** INCH **80** LED

Wattage: 240W • **Raw Lumens:** 19200 • **Lux @ 10M:** 1100
Current Consumption @ 13.8V: 12 A • **IP Rating:** IP67

Hole Dimensions:
Bracket Turned In: 41.25"
Brackets Turned Out: 43.50"



44.80"W x 4.8"H

HE-DR50 **50** INCH **96** LED

Wattage: 288W • **Raw Lumens:** 23040 • **Lux @ 10M:** 2480
Current Consumption @ 13.8V: 14.3 A • **IP Rating:** IP67

Hole Dimensions:
Bracket Turned In: 49.50"
Brackets Turned Out: 51.75"



52.83"W x 4.8"H

DUAL ROW LED LIGHTBARS

CURVED

HE-DRC22 22 INCH 40 LED

Wattage: 120W • **Raw Lumens:** 9600 • **Lux @ 10M:** 480
Current Consumption @ 13.8V: 6.3 A • **IP Rating:** IP67

Hole Dimensions:
Bracket Turned In: 21.25" • **Brackets Turned Out:** 23.50"



25"W x 4.8"H

HE-DRC30 30 INCH 60 LED

Wattage: 180W • **Raw Lumens:** 14400 • **Lux @ 10M:** 625
Current Consumption @ 13.8V: 9.5 A • **IP Rating:** IP67

Hole Dimensions:
Bracket Turned In: 31" • **Brackets Turned Out:** 33.50"



34.88"W x 4.8"H

HE-DRC42 42 INCH 80 LED

Wattage: 240W • **Raw Lumens:** 19200 • **Lux @ 10M:** 780
Current Consumption @ 13.8V: 12 A • **IP Rating:** IP67

Hole Dimensions:
Bracket Turned In: 41" • **Brackets Turned Out:** 43.50"



44.76"W x 4.8"H

HE-DRC50 50 INCH 96 LED

Wattage: 288W • **Raw Lumens:** 23040 • **Lux @ 10M:** 915
Current Consumption @ 13.8V: 14.3 A • **IP Rating:** IP67

Hole Dimensions:
Bracket Turned In: 49"
Brackets Turned Out: 51.25"



52.83"W x 4.8"H

HE-DRC54 54 INCH 100 LED

Wattage: 300W • **Raw Lumens:** 24960 • **Lux @ 10M:** 1050
Current Consumption @ 13.8V: 16 A • **IP Rating:** IP67

Hole Dimensions:
Bracket Turned In: 52.75"
Brackets Turned Out: 55.25"



56.72"W x 4.8"H



HYBRID



UNIVERSAL



GORE™
MEMBRANE

COMMON FEATURES

H HYBRID SYSTEM



THE BEST OF BOTH WORLDS

Intense spotlights in the center flanked by widebeam driving lights on each side give you everything in one lightbar

INPUT VOLTAGE: 10-30V DC

COLOR TEMPERATURE: 6000K

BEAM PATTERN: COMBO: FLOOD (90) & SPOT (8)

HOUSING MATERIAL: DIE-CAST ALUMINUM

COLOR: BLACK

MEMBRANE: GORE

LENS MATERIAL: PC

MOUNTING BOLT DRILL: 0.25"

HEIGHT OF LIGHT BAR: 4.8"

DEPTH OF LIGHT BAR: 3.50"

ELECTRONICS: INTEGRATED-EPOXY ENCAPSULATED

HARDWARE: STAINLESS 316

OPERATING TEMPERATURE: -40°C TO +60°C

PROTECTION: REVERSE POLARITY

ACCESSORIES INCLUDED

2

Brackets

2

Mounting pads

4

Stainless steel screws

2

Allen keys

1

Pigtail harness



FAQ

SINGLE, DUAL AND BLACKOUT SERIES

1. What is the height of Light Bar itself? **3 inches**
2. Does this style have wind noise? **Yes it does, BUT we do offer rubber dampers (HE-LBD) that assist with a 4db drop in sound.**



HE-LBD

4 PACK

LIGHT BAR DAMPERS

- Reduces Vibration Noise from Light Bars
- Use with DR, DRC, BDR, BDRC, SR, and SRC series Heise Light Bars. Friction Fit in Place
- 4db noise reduction

3. What is a Gore™ membrane? **It is a self-adhesive one way valve that has a dual purpose.**
 - 1. It allows for any internal moisture to escape which can be caused by extreme heat and rapid cooling.**
 - 2. It also assist with preventing any external moisture from entering the light bar housing.**
4. How are these Light bars measured? **They are measured from side bolt hole to side bolt hole, without brackets.**

DUAL ROW LED LIGHTBARS

BLACKOUT
SERIES

STRAIGHT

HE-BDR8

08 INCH

12 LED

★ IP68 ★
CERTIFIED

Wattage: 36W • Raw Lumens: 2880 • Lux @ 10M: 215
Current Consumption @ 13.8V: 1.9 A • IP Rating: IP68

Hole Dimensions:

Bracket Turned In: 7.25" • Brackets Turned Out: 9.5"



10.66"W x 4.8"H

HE-BDR14

14 INCH

24 LED

★ IP68 ★
CERTIFIED

Wattage: 72W • Raw Lumens: 5760 • Lux @ 10M: 466
Current Consumption @ 13.8V: 3.7 A • IP Rating: IP68

Hole Dimensions:

Bracket Turned In: 13.375" • Brackets Turned Out: 15.75"



16.69"W x 4.8"H

HE-BDR20

20 INCH

40 LED

NEW!

Wattage: 108W • Raw Lumens: 8640 • Lux @ 10M: 612
Current Consumption @ 13.8V: 5.7 A • IP Rating: IP67

Hole Dimensions:

Bracket Turned In: 19.5" • Brackets Turned Out: 21.75"



24.72"W x 4.8"H

HE-BDR22

22 INCH

40 LED

Wattage: 120W • Raw Lumens: 9600 • Lux @ 10M: 655
Current Consumption @ 13.8V: 6.3 A • IP Rating: IP67

Hole Dimensions:

Bracket Turned In: 21.3125" • Brackets Turned Out: 23.75"



24.72"W x 4.8"H

HE-BDR30

30 INCH

60 LED

Wattage: 180W • Raw Lumens: 14400 • Lux @ 10M: 870
Current Consumption @ 13.8V: 9.5 A • IP Rating: IP67

Hole Dimensions:

Bracket Turned In: 31.25" • Brackets Turned Out: 33.50"



34.76"W x 4.8"H



HYBRID



UNIVERSAL



GORE™
MEMBRANE

COMMON FEATURES

U UNIVERSAL MOUNT



MOUNT ANYWHERE

Heavy duty rubber foot mounts help reduce vibration for LED lightbars anywhere.

INPUT VOLTAGE: 10-30V DC

COLOR TEMPERATURE: 6000K

BEAM PATTERN: COMBO: FLOOD (90) & SPOT (8)

HOUSING MATERIAL: DIE-CAST ALUMINUM

COLOR: BLACK

MEMBRANE: GORE

LENS MATERIAL: PC

MOUNTING BOLT DRILL: 0.25"

HEIGHT OF LIGHT BAR: 4.8"

DEPTH OF LIGHT BAR: 3.50"

ELECTRONICS: INTEGRATED-EPOXY ENCAPSULATED

HARDWARE: STAINLESS 316

OPERATING TEMPERATURE: -40°C TO +60°C

PROTECTION: REVERSE POLARITY

ACCESSORIES INCLUDED

2

Brackets

2

Mounting pads

4

Stainless steel screws

2

Allen keys

1

Pigtail harness



HE-BDR42

42 INCH

80 LED

Wattage: 240W • **Raw Lumens:** 19200 • **Lux @ 10M:** 1100

Current Consumption @ 13.8V: 12 A • **IP Rating:** IP67

Hole Dimensions:

Bracket Turned In: 41.25"

Brackets Turned Out: 43.50"



44.80"W x 4.8"H

HE-BDR50

50 INCH

96 LED

Wattage: 288W • **Raw Lumens:** 23040 • **Lux @ 10M:** 2480

Current Consumption @ 13.8V: 14.3 A • **IP Rating:** IP67

Hole Dimensions:

Bracket Turned In: 49.50"

Brackets Turned Out: 51.75"



52.83"W x 4.8"H

DUAL ROW LED LIGHTBARS

BLACKOUT
SERIES

CURVED

HE-BDRC22 22 INCH 40 LED

Wattage: 120W • **Raw Lumens:** 9600 • **Lux @ 10M:** 480
Current Consumption @ 13.8V: 6.3 A • **IP Rating:** IP67

Hole Dimensions:
Bracket Turned In: 21.25" • **Brackets Turned Out:** 23.50"



25"W x 4.8"H

HE-BDRC30 30 INCH 60 LED

Wattage: 180W • **Raw Lumens:** 14400 • **Lux @ 10M:** 625
Current Consumption @ 13.8V: 9.5 A • **IP Rating:** IP67

Hole Dimensions:
Bracket Turned In: 31" • **Brackets Turned Out:** 33.50"



34.88"W x 4.8"H

HE-BDRC42 42 INCH 80 LED

Wattage: 240W • **Raw Lumens:** 19200 • **Lux @ 10M:** 780
Current Consumption @ 13.8V: 12 A • **IP Rating:** IP67

Hole Dimensions:
Bracket Turned In: 41"
Brackets Turned Out: 43.50"



44.76"W x 4.8"H

HE-BDRC50 50 INCH 96 LED

Wattage: 288W • **Raw Lumens:** 23040 • **Lux @ 10M:** 915
Current Consumption @ 13.8V: 14.3 A • **IP Rating:** IP67

Hole Dimensions:
Bracket Turned In: 49"
Brackets Turned Out: 51.25"



52.83"W x 4.8"H

HE-BDRC54 54 INCH 100 LED

Wattage: 300W • **Raw Lumens:** 24960 • **Lux @ 10M:** 1050
Current Consumption @ 13.8V: 16 A • **IP Rating:** IP67

Hole Dimensions:
Bracket Turned In: 52.75"
Brackets Turned Out: 55.25"



56.72"W x 4.8"H



HYBRID



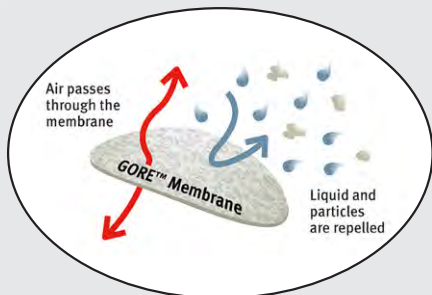
UNIVERSAL



GORE™
MEMBRANE

COMMON FEATURES

G GORE™ MEMBRANE



GORE MEMBRANE IS A SELF-ADHESIVE ONE WAY VALVE THAT HAS A DUAL PURPOSE.

1. It allows for any internal moisture to escape which can be caused by extreme heat and rapid cooling.
2. It also assists with preventing any external moisture from entering the light bar housing.

INPUT VOLTAGE: 10-30V DC

COLOR TEMPERATURE: 6000K

BEAM PATTERN: COMBO: FLOOD (90) & SPOT (8)

HOUSING MATERIAL: DIE-CAST ALUMINUM

COLOR: BLACK

MEMBRANE: GORE

LENS MATERIAL: PC

MOUNTING BOLT DRILL: 0.25"

HEIGHT OF LIGHT BAR: 4.8"

DEPTH OF LIGHT BAR: 3.50"

ELECTRONICS: INTEGRATED-EPOXY ENCAPSULATED

HARDWARE: STAINLESS 316

OPERATING TEMPERATURE: -40°C TO +60°C

PROTECTION: REVERSE POLARITY

ACCESSORIES INCLUDED

2

Brackets

2

Mounting pads

4

Stainless steel screws

2

Allen keys

1

Pigtail harness



FAQ

SINGLE, DUAL AND BLACKOUT SERIES

1. What is the height of Light Bar itself? **3 inches**
2. Does this style have wind noise? **Yes it does, BUT we do offer rubber dampers (HE-LBD) that assist with a 4db drop in sound.**
3. What is a Gore™ membrane? **It is a self-adhesive one way valve that has a dual purpose.**
 - 1. It allows for any internal moisture to escape which can be caused by extreme heat and rapid cooling.**
 - 2. It also assist with preventing any external moisture from entering the light bar housing.**
4. How are these Light bars measured? **They are measured from side bolt hole to side bolt hole, without brackets.**



HE-LBD

4 PACK

LIGHT BAR DAMPERS

- Reduces Vibration Noise from Light Bars
- Use with DR, DRC, BDR, BDRC, SR, and SRC series Heise Light Bars. Friction Fit in Place
- 4db noise reduction

INFINITE SERIES LED LIGHTBARS

HE-INFIN8

8 INCH

12 LED

NEW!



RGB LEDS

Wattage: 18W • Raw Lumens: 2280 • Lux @ 10M: 235
Current Consumption @ 13.8V: 1.3 • IP Rating: IP67

Hole Dimensions:

Bracket Turned In: 7.25" • Brackets Turned Out: 9.5"



7.5"W x 4.8"H

HE-INFIN14

14 INCH

24 LED

NEW!



RGB LEDS

Wattage: 36W • Raw Lumens: 4560 • Lux @ 10M: 660
Current Consumption @ 13.8V: 2.6 A • IP Rating: IP67

Hole Dimensions:

Bracket Turned In: 13.25" • Brackets Turned Out: 15.5"



13.5"W x 4.8"H

HE-INFIN22

22 INCH

40 LED

NEW!



RGB LEDS

Wattage: 60W • Raw Lumens: 7600 • Lux @ 10M: 1150
Current Consumption @ 13.8V: 4.34 A • IP Rating: IP67

Hole Dimensions:

Bracket Turned In: 21.25" • Brackets Turned Out: 23.5"



21.5"W x 4.8"H

HE-INFIN30

30 INCH

56 LED

NEW!



RGB LEDS

Wattage: 84W • Raw Lumens: 10640 • Lux @ 10M: 1426
Current Consumption @ 13.8V: 6.1 A • IP Rating: IP67

Hole Dimensions:

Bracket Turned In: 29.25" • Brackets Turned Out: 31.50"



29.5"W x 4.8"H

HE-INFIN40

40 INCH

76 LED

NEW!



RGB LEDS

Wattage: 114W • Raw Lumens: 14440 • Lux @ 10M: 1780
Current Consumption @ 13.8V: 9.5 A • IP Rating: IP67

Hole Dimensions:

Bracket Turned In: 39.25" • Brackets Turned Out: 41.5"



39.5"W x 4.8"H



HYBRID



UNIVERSAL



GORÉ™
MEMBRANE

COMMON FEATURES

U

UNIVERSAL DUAL MOUNT SYSTEM



MOUNT ANYWHERE

Heavy duty rubber foot mounts help reduce vibration for LED lightbars anywhere.

INPUT VOLTAGE: 10-30V DC

COLOR TEMPERATURE: 6000K

BEAM PATTERN: SPOT (8)

HOUSING MATERIAL: DIE-CAST ALUMINUM

COLOR: BLACK

MEMBRANE: GORE

LENS MATERIAL: PC

MOUNTING BOLT DRILL: 0.25"

HEIGHT OF LIGHT BAR: 4.8"

DEPTH OF LIGHT BAR: 3.50"

ELECTRONICS: INTEGRATED-EPOXY ENCAPSULATED

HARDWARE: STAINLESS 316

OPERATING TEMPERATURE: -40°C TO +60°C

PROTECTION: REVERSE POLARITY

ACCESSORIES INCLUDED

4

Brackets

2

Mounting pads

4

Stainless steel screws

2

Allen keys

1

Pigtail harness



HE-INFIN50

50 INCH

96

NEW!



RGB LEDS

Wattage: 144W • **Raw Lumens:** 17100 • **Lux @ 10M:** 2350

Current Consumption @ 13.8V: 14.3 A • **IP Rating:** IP67

Hole Dimensions:

Bracket Turned In: 49.25" • **Brackets Turned Out:** 51.5"



49.5"W x 4.8"H

★ IP68 ★
CERTIFIED



HE-CBRGB

CONTROL BOX

Required for RGB functionality on all Infinite Series lights. Sold separately

TRIPLE ROW LED LIGHTBARS

STRAIGHT


HE-TR10

10 INCH

20 LED

Wattage: 60W • Raw Lumens: 4800 • Lux @ 10M: 88
Current Consumption @ 13.8V: 3.2 A • IP Rating: IP67

Hole Dimensions:
Brackets Turned Out: .14"



14.8"W x 4.48"H

HE-TR20

20 INCH

40 LED

Wattage: 120W • Raw Lumens: 9600 • Lux @ 10M: 2573
Current Consumption @ 13.8V: 6.7 A • IP Rating: IP67

Hole Dimensions:
Brackets Turned Out: 23.75"



24.67"W x 4.48"H

HE-TR50

50 INCH

100 LED

Wattage: 300W • Raw Lumens: 24000 • Lux @ 10M: 6500
Current Consumption @ 13.8V: 18 A • IP Rating: IP67

Hole Dimensions:
Brackets Turned Out: 53.125"



54"W x 4.48"H





HYBRID



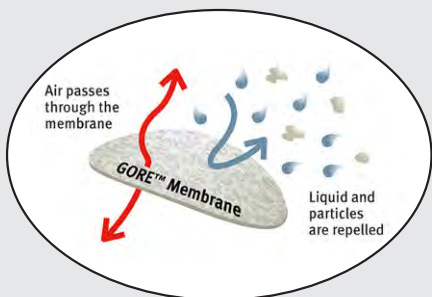
UNIVERSAL



GORE™
MEMBRANE

COMMON FEATURES

G GORE™ MEMBRANE



GORE MEMBRANE IS A SELF-ADHESIVE ONE WAY VALVE THAT HAS A DUAL PURPOSE.

1. It allows for any internal moisture to escape which can be caused by extreme heat and rapid cooling.
2. It also assists with preventing any external moisture from entering the light bar housing.

INPUT VOLTAGE: 10-30V DC

COLOR TEMPERATURE: 6000K

BEAM PATTERN: COMBO: FLOOD (90) & SPOT (8)

HOUSING MATERIAL: DIE-CAST ALUMINUM

COLOR: BLACK

MEMBRANE: GORE

LENS MATERIAL: PC

MOUNTING BOLT DRILL: 0.25"

HEIGHT OF LIGHT BAR: 4.8"

DEPTH OF LIGHT BAR: 3.50"

ELECTRONICS: INTEGRATED-EPOXY ENCAPSULATED

HARDWARE: STAINLESS 316

OPERATING TEMPERATURE: -40°C TO +60°C

PROTECTION: REVERSE POLARITY

ACCESSORIES INCLUDED

2

Brackets

2

Mounting pads

4

Stainless steel screws

2

Allen keys

1

Pigtail harness



FAQ

TRIPLE ROW SERIES

1. Can the feet be turned inwards? **No**
2. Does the three row design cause more wind noise? **NO it's actually 4db quieter than some of the other models.**
3. What is the HEIGHT of Light Bar itself? **3.50 inches**
4. What is the DEPTH of Light Bar Itself? **3.25 inches**
5. What is the minimum and maximum voltage of the light bars? **10 to 30 Volts**

WIRING HARNESS

HE-SLWH2

1 LAMP

UNIVERSAL

APT WIRING HARNESS & SWITCH KIT

- Universal wiring harness & switch kit (for 1 lamp, ATP connector)
- Universal plug-n-play wiring harness with on/off rocker switch
- 12V DC relay
- 30A fuse
- Use with 1 Heise light 160 watts or more



HE-SLWH1

1 LAMP

UNIVERSAL

DT WIRING HARNESS & SWITCH KIT

- Universal wiring harness & switch kit (for 1 lamp, DT connector)
- Universal plug-n-play wiring harness with on/off rocker switch
- 12V DC relay
- 30A fuse
- Use with 1 Heise light 150 watts or less



HE-DLWH1

2 LAMP

UNIVERSAL

WIRING HARNESS & SWITCH KIT

- Universal plug and play wiring harness with on/off rocker switch
- 12V DC relay
- 30A fuse
- With 2-pin DT connectors for 2 lamps
- With waterproof fuse holder
- Set includes wiring harness & switch
- Easy installation
- Use with 2 Heise lights 150 watts each or less



HE-WRRK

WIRELESS REMOTE CONTROL

WIRELESS RELAY HARNESS

- 9 function RF remote
- No need to run wires into the vehicle
- Simple 2 wire connection
- Completely sealed control box can be mounted in engine compartment
- Use with any Heise light bar, driving light or work light



HE-EYHK

Y ADAPTER

HARNESS KIT

- Use with the HE-WRRK
- Allows two heise light bars, driving Lights, or work lights 240 watts or less Each to be used with the HE-WRRK



WIRING HARNESS

HE-WRC

WIRELESS REMOTE

HARNESS CONTROLLER

SPECS

- Frequency: 433MHZ
- Effective distance: 50m
- Compatible with: all Heise wiring harnesses

FUNCTIONS

- On/off model
- 9 flash patterns
- SOS emergency mode
- Simple plug-n-play connection: unplug
- Rocker switch from Heise wiring harness
- And plug-in remote control interface box



HE-RRS

5 PACK

ILLUMINATED RED ROUND ROCKER SWITCH

- Same switch as used in the heise relay harness.
- 20 Amp
- Rubber cover helps protect switch from dust and water intrusion



HE-ATPIGTAIL

10 PACK

WITH WIRE

ATP CONNECTORS

- For light bars 160 watts and greater



HE-ATPLUG

10 PACK

WITH WIRE

ATP CONNECTORS

- For light bars 160 watts and greater



HE-DTPIGTAIL

10 PACK

WITH WIRE

DT CONNECTORS

- For light bars 150 watts or less



HE-DTPLUG

10 PACK

WITH WIRE

DT CONNECTORS

- For light bars 150 watts or less



HE-DT3PIGTAIL

10 PACK

WITH WIRE

DT CONNECTORS

- For light bars 180 watts and greater



HE-DT3PLUG

10 PACK

WITH WIRE

DT CONNECTORS

- For light bars 180 watts and greater



ANTI-THEFT LOCK KITS

HE-ATB

2 ROW

SINGLE HEISE LIGHTS

For the original single and dual row light bars (straight and curved), the Blackout series light bars and the Marine series light bars. Included are (2) M8 x 16mm stainless steel anti-theft T-40 Torx bolts that screw into the light bar itself where the mounting bracket attaches to the bar, a TT-40 anti-theft Torx bit, (2) M6 x 25mm stainless steel anti-theft T-27 Torx bolts that bolt the mounting bracket to the mounting surface (you still need to use the lock nuts that are supplied with the light bar), and a TT-27 anti-theft Torx bit.



HE-ATBTR

3 ROW

HEISE LIGHTS

Included are (2) M8 x 16mm stainless steel anti-theft T-40 Torx bolts that screw into the light bar itself where the mounting bracket attaches to the bar, (4) M8 x 30mm stainless steel anti-theft T-40 Torx bolts that bolt the mounting bracket to the mounting surface (you still need to use the lock nuts that are supplied with the light bar), and a TT-40 anti-theft Torx bit. Can be used with the Slim Line bars too. You will, however, have (2) bolts left over from the kit.



LIGHT COVERS SLIMLINE SERIES

HE-SLLBC1

HE-SLLBC2

PROTECTIVE LIGHT COVER

- Poly-carbonate protective lens

SLIM LINE SERIES LIGHT BARS AND HE-WL1 WORK LIGHT

HE-WL1	Use (1) HE-SLLBC1 Cover
HE-SL550	Use (1) HE-SLLBC1 Cover
HE-SL914	Use (1) HE-SLLBC2 Cover
HE-SL2014	Use (5) HE-SLLBC1 Covers
HE-SL32	Use (4) HE-SLLBC2 Covers
HE-SL3912	Use (5) HE-SLLBC2 Covers
HE-SL5034	Use (1) HE-SLLBC1 and (6) HE-SLLBC2 Covers



HE-TRLBC1

HE-TRLBC2

PROTECTIVE LIGHT COVER

- Poly-carbonate protective lens

THREE ROW STRAIGHT LIGHT BARS

HE-TR10	Use (1) HE-TRLBC1 and (1) HE-TRLBC2 Covers
HE-TR20	Use (2) HE-TRLBC1 and (2) HE-TRLBC2 Covers
HE-TR30	Use (5) HE-TRLBC2 Covers
HE-TR40	Use (1) HE-TRLBC1 and (6) HE-TRLBC2 Covers
HE-TR50	Use (2) HE-TRLBC1 and (7) HE-TRLBC2 Covers



COLORED LIGHTBAR LENS COVERS

AMBER	HE-SLC1A	6 INCH	PROTECTIVE LENS COVER
BLACK	HE-SLC1BK	<ul style="list-style-type: none"> • Poly-carbonate protective lens covers for Heise light bars • 2 Sizes can be combined together to suit straight light bars • 6 Colors available 	
CLEAR	HE-SLC1C		
RED	HE-SLC1R		
GREEN	HE-SLC1G		
BLUE	HE-SLC1BL		
SINGLE ROW STRAIGHT LIGHT BARS			
	HE-SR22	Use (2) HE-SLC1 and (1) HE-SLC2 Cover	
DUAL ROW STRAIGHT LIGHT BARS			
	HE-DR8	HE-BDR8	Use (1) HE-SLC1 Cover
	HE-DR14	HE-BDR14	Use (2) HE-SLC1 Covers
	HE-DR20	HE-BDR14	Use (2) HE-SLC1 Covers
	HE-DR22	HE-BDR22	Use (2) HE-SLC1 and (1) HE-SLC2 Cover
	HE-DR28	HE-BDR30	Use (5) HE-SLC1 Covers
	HE-DR30	HE-BDR30	Use (5) HE-SLC1 Covers
	HE-DR42	HE-BDR42	Use (4) HE-SLC1 and (2) HE-SLC2 Covers
	HE-DR50	HE-BDR50	Use (8) HE-SLC1 Covers



NOTE: Curved Light Bar Covers are not available

AMBER	HE-SLC2A	8 INCH	PROTECTIVE LENS COVER
BLACK	HE-SLC2BK	<ul style="list-style-type: none"> • Poly-carbonate protective lens covers for Heise light bars • 2 Sizes can be combined together to suit straight light bars • 6 Colors available 	
CLEAR	HE-SLC2C		
RED	HE-SLC2R		
GREEN	HE-SLC2G		
BLUE	HE-SLC2BL		



NOTE: Curved Light Bar Covers are not available

CAMERA BRACKET

HE-ACB **3.5 INCH**

- Can be attached to the BDR Series, DR Series, or the SR Series Light Bars.
- Bracket accommodates most action cameras with the slide-to-lock mounting base.
- Color: Black
- Cover material: Polycarbonate



REPLACEMENT BRACKETS & DAMPERS

HE-RMBK

REPLACEMENT

MOUNTING BRACKETS

- Replacement mounting brackets and hardware for DR, DRC, BDR, BDR, SR and SRC series Heise light bars



HE-RSLBK

REPLACEMENT

MOUNTING BRACKETS

- Replacement mounting brackets and hardware SLIMLINE Series Heise light bars



HE-LBD

4 PACK

LIGHT BAR DAMPERS

- Reduces vibration noise from light bars
- Use with DR, DRC, BDR, BDR, SR, and SRC series Heise light bars
- Friction fit in place
- 4db noise reduction



JEEP BRACKETS FIT JL WRANGLER

5 gauge steel, powder coated and includes gaskets and mounting hardware

JL 2018-UP

HE-JLAPB

PILLAR LIGHT BRACKET

NEW!

- Designed for 50" Straight Light Bar
- 2 post mounts for cubes or work lights
- Anti-sway stabilization hardware



JL 2018-UP

HE-JLPMLB

POST MOUNT BRACKET

NEW!

- Fits a cube, work or driving Light
- Mount cubes on top and sides
- 6 different mounting locations



BRACKETS FIT JK JEEP

7 gauge steel, powder coated and includes gaskets and mounting hardware

JK 2007-2018
EXCLUDES JL

HE-JKAPB

A. PILLAR BRACKET

- Designed for 50" Straight Light Bar



JK 2007-2018
EXCLUDES JL

HE-JKPMLB

POST MOUNT BRACKET

- Fits a Cube, Work or Driving Light



JK 2007-2018
EXCLUDES JL

HE-JKPMWS

POST MOUNT CUBE BRACKET

NEW!

- Fits a Cube, Work or Driving Light



JK 2007-2018
EXCLUDES JL

HE-JKHM1

HOOD MOUNT BRACKET

NEW!

- Designed for 10" Light Bar



JK 2007-2018
EXCLUDES JL

HE-JKHM2

HOOD MOUNT BRACKET

NEW!

- Designed for 20" Light Bar



JK 2007-2018
EXCLUDES JL

HE-JKHMB

HOOD MOUNT BRACKET

- Designed for 22" Straight Light Bar



BRACKETS FIT YJ JEEP

7 gauge steel, powder coated and includes gaskets and mounting hardware

YJ 1987-1995

HE-YJAPB

A. PILLAR BRACKET

- Designed for 50" Straight Light Bar



YJ 1987-1995

HE-YJPMLB

POST MOUNT BRACKET

- Fits a Cube, Work or Driving Light



BRACKETS FIT TJ JEEP

7 gauge steel, powder coated and includes gaskets and mounting hardware



TJ 1997-2006

HE-TJAPB

A. PILLAR BRACKET

- Designed for 50" Straight Light Bar

TJ 1997-2006

HE-TJPMLB

POST MOUNT BRACKET

- Fits a Cube, Work or Driving Light



TJ 1997-2006

HE-TJHMB

HOOD MOUNT BRACKET

- Designed for 22" Straight Light Bar



BRACKETS FOR CHEVY/GM/GMC

Comes with instructions and hardware

SILVERADO | SIERRA
1500 **1999-2006**

SILVERADO | SIERRA
"CLASSIC" **2007**

SILVERADO | SIERRA
2500/3500 **2001-2006**

SUBURBAN | TAHOE | YUKON
2000-2006

HE-GMBK1

- Designed for 54" Curved Light Bar



HE-GMBK2

- Designed for 50" Curved Light Bar



SILVERADO | SIERRA
1500 **2007-2013**

SILVERADO | SIERRA
2500/3500 **2007-2014**

AVALANCHE | SUBURBAN | TAHOE | YUKON | YUKON XL
2007-2013

HE-GMBK5

- Designed for 50" Curved Light Bar



HE-GMBK6

- Designed for 50" Straight Light Bar



SILVERADO | SIERRA **1500 2007-2013**
SILVERADO | SIERRA **2500/3500 2007-2014**
AVALANCHE | SUBURBAN | TAHOE
YUKON | YUKON XL **2007-2013**

HE-GMBK4

- Designed for 54" Curved Light Bar



SILVERADO | SIERRA **1500 2014-2018**
SILVERADO | SIERRA **2500/3500 2015-2018**

HE-GMBK8

- Designed for 50" Curved Light Bar



BRACKETS FIT **DODGE**

Comes with instructions and hardware

RAM 1500 **2002-2008**
RAM 2500/3500 **2003-2009**

HE-DGBK1

- Designed for 54" Curved Light Bar



RAM 1500 **2002-2008**
RAM 2500/3500 **2003-2009**

HE-DGBK2

- Designed for 50" Straight Light Bar



RAM 1500/2500/3500
2009-2015

HE-DGBK4

- Designed for 50" Straight Light Bar



BRACKETS FIT **FORD**

Comes with instructions and hardware

F-150 **2004-2014**

HE-FDBK1

- Designed for 54" Curved Light Bar



SUPERDUTY **1999-2014**

HE-FDBK2

- Designed for 54" Curved Light Bar



F250/350 **1999-2016**

HE-FDBK4 **NEW!**

- Designed for 50" Curved Light Bar



BRACKETS FIT **NISSAN**

Comes with instructions and hardware

TITAN **2004-2014**

HE-NIBK2

- Designed for 50" Straight Light Bar



BRACKETS **FOR TOYOTA**

Comes with Instructions and Hardware

TACOMA **2005-2015**

HE-TOBK1 **NEW!**

- Hidden Bumper Mounts
- Designed for 30" Straight Light Bar



LICENSE PLATE MOUNTS

FOR US MARKET

NEW!

HE-FLPUS

- Designed for front license plate
- Mounts a Cube, Work or Driving Light



FOR EUROPEAN MARKET

NEW!

HE-FLPEU

- Designed for front license plate bracket
- Mounts a Cube, Work or Driving Light



ROLL BAR MOUNTS

- Black plated aluminum to be attractive and strong
- Rubber gasket Included to protect the roll bar
- Use with light bars, driving and work lights
- Allen keys Included
- Bulk parts are available

HE-RBM75

.75 INCH

2 PACK



HE-RBM1

1 INCH

2 PACK



HE-RBM125

1.25 INCH

2 PACK



HE-RBM150

1.5 INCH

2 PACK



HE-RBM175

1.75 INCH

2 PACK



HE-RBM2

2 INCH

2 PACK



HE-RBM225

2.25 INCH

2 PACK



HE-RBM250

2.5 INCH

2 PACK



HE-RBM3

3 INCH

2 PACK



BULK 10 PACK

HE-RBMB ROLL BAR MOUNT BODY

HE-RBC1 1" ROLL BAR CLAMPS

HE-RBC125 1.25" ROLL BAR CLAMPS

HE-RBC150 1.5" ROLL BAR CLAMPS

HE-RBC2 2" ROLL BAR CLAMPS



CUBE LIGHTS



CUBE LIGHTS

CUBE LIGHTS



INFINITE CUBE LED LIGHTS



RGB LEDS

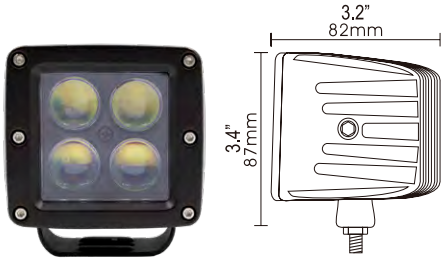
HE-ICL2

3 INCH

4 LED

NEW!

Wattage: 13W • **Raw Lumens:** 1080 • **Lux @ 10M:** 411
Current Consumption @ 13.8V: 0.9 A • **IP Rating:** IP67



2 LIGHT PACK



RGB LEDS

HE-ICL2PK

NEW!

3 INCH

4 LED

Heise HE-DLWH1 Dual Light Wiring Harness Included



RGB LEDS



**★ IP68 ★
CERTIFIED**

**HE-CBRGB
CONTROL BOX**

Required for RGB functionality
on all Infinite Series lights.
Sold separately

COMMON FEATURES

INPUT VOLTAGE: 10-30V DC

COLOR TEMPERATURE: 6000K

BEAM PATTERN: 8° SPOT

HOUSING MATERIAL: DIE-CAST ALUMINUM

COLOR: BLACK

LENS MATERIAL: PC

MOUNTING BRACKET: STAINLESS STEEL

ELECTRONICS: INTEGRATED-EPOXY ENCAPSULATED

HARDWARE: STAINLESS 316

OPERATING TEMPERATURE: -40° C TO +60° C

PROTECTION: REVERSE POLARITY

HIGH OUTPUT CUBE LED LIGHTS

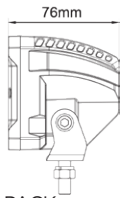
HE-HCL140

4 INCH

15 LED

NEW!

Wattage: 30W • **Raw Lumens:** 2850 • **Lux @ 10M:** 122 • **IP Rating:** IP67
Beam Pattern: 140° Flood/15° Spot • **Current Consumption @ 13.8V:** 2.2 A



2 LIGHT PACK

HE-HCL1402PK

NEW!

4 INCH

15 LED

Heise HE-DLWH1 Dual Light Wiring Harness Included

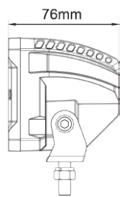


HE-HCL2

3 INCH

4 LED

Wattage: 12W • **Raw Lumens:** 960 • **Lux @ 10M:** 32 • **IP Rating:** IP68
Beam Pattern: 90° Flood • **Current Consumption @ 13.8V:** .7 A



2 LIGHT PACK

HE-HCL22PK

3 INCH

4 LED

Heise HE-DLWH1 Dual Light Wiring Harness Included



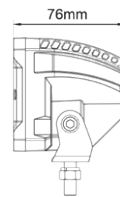
HE-HCL2SPK

3 INCH

4 LED

Wattage: 12W • **Raw Lumens:** 960 • **Lux @ 10M:** 380 • **IP Rating:** IP68
Beam Pattern: 8° Spot • **Current Consumption @ 13.8V:** .7 A

Heise HE-DLWH1 Dual Light Wiring Harness Included



2 LIGHT PACK



COMMON FEATURES

INPUT VOLTAGE: 10-30V DC

COLOR TEMPERATURE: 6000K

HOUSING MATERIAL: DIE-CAST ALUMINUM

COLOR: DARK GREY

LENS MATERIAL: PC

MOUNTING BRACKET: STAINLESS STEEL

ELECTRONICS: INTEGRATED-EPOXY ENCAPSULATED

HARDWARE: STAINLESS 316

OPERATING TEMPERATURE: -40°C TO +60°C

PROTECTION: REVERSE POLARITY

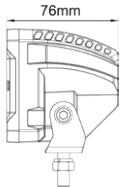
HIGH OUTPUT CUBE LED LIGHTS

HE-HCL3

3 INCH

6 LED

Wattage: 18W • **Raw Lumens:** 1440 • **Lux @ 10M:** 32 • **IP Rating:** IP68
Beam Pattern: 90° Flood • **Current Consumption @ 13.8V:** 1.1 A



2 LIGHT PACK

HE-HCL32PK

3 INCH

6 LED

Heise HE-DLWH1 Dual Light Wiring Harness Included

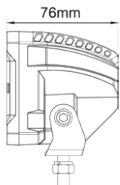


HE-HCL3S

3 INCH

4 LED

Wattage: 18W • **Raw Lumens:** 1440 • **Lux @ 10M:** 416 • **IP Rating:** IP68
Beam Pattern: 8° Spot • **Current Consumption @ 13.8V:** 1.1 A



2 LIGHT PACK

HE-HCL3S2PK

3 INCH

4 LED

Heise HE-DLWH1 Dual Light Wiring Harness Included



HE-HCL2SG

3 INCH

4 LED

GREEN LED HUNTING CUBE

Wattage: 12W • **Raw Lumens:** 960 • **LED Wavelength:** 513 - 534 nm
IP Rating: IP68 • **Beam Pattern:** 8° Spot • **Current Consumption @ 13.8V:** .7 A



ACCESSORIES INCLUDED

ACCENT CAPS



Customize your light with color accent caps included!

PIGTAIL



Included with all High Output Cube LED Lights

CUBE LED LIGHTS **BLACKOUT** SERIES

HE-BCL2

3 INCH

4 LED

Wattage: 12W • **Raw Lumens:** 960 • **Lux @ 10M:** 17 • **IP Rating:** IP68
Beam Pattern: 90° Flood • **Current Consumption @ 13.8V:** .9 A



2 LIGHT PACK

HE-BCL22PK

3 INCH

4 LED

Heise HE-DLWH1 Dual Light Wiring Harness Included




HE-BCL2S

3 INCH

4 LED

Wattage: 12W • **Raw Lumens:** 960 • **Lux @ 10M:** 205 • **IP Rating:** IP68
Beam Pattern: 5° Spot • **Current Consumption @ 13.8V:** .9 A



2 LIGHT PACK

HE-BCL2S2PK

3 INCH

4 LED

Heise HE-DLWH1 Dual Light Wiring Harness Included



ACCESSORIES INCLUDED



PIGTAIL

Included with all Blackout Series
Cube LED Lights

COMMON FEATURES

INPUT VOLTAGE: 10-30V DC

COLOR TEMPERATURE: 6000K

HOUSING MATERIAL: DIE-CAST ALUMINUM

COLOR: BLACK

LENS MATERIAL: PC

MOUNTING BRACKET: STAINLESS STEEL

ELECTRONICS: INTEGRATED-EPOXY ENCAPSULATED

HARDWARE: STAINLESS 316

OPERATING TEMPERATURE: -40°C TO +60°C

PROTECTION: REVERSE POLARITY

QUAD CUBE LED LIGHTS

HE-CL22PK

3 INCH

4 LED

Wattage: 12W • **Raw Lumens:** 960 • **Lux @ 10M:** 17 • **IP Rating:** IP68
Beam Pattern: 90° Flood • **Current Consumption @ 13.8V:** .9 A

Heise HE-DLWH1 Dual Light Wiring Harness Included



2 LIGHT PACK



HE-CL2S

3 INCH

4 LED

Wattage: 12W • **Raw Lumens:** 960 • **Lux @ 10M:** 205 • **IP Rating:** IP68
Beam Pattern: 5° Spot • **Current Consumption @ 13.8V:** .9 A



2 LIGHT PACK

HE-CL2S2PK

3 INCH

4 LED

Heise HE-DLWH1 Dual Light Wiring Harness Included



HE-CL1

2 INCH

1 LED

Wattage: 10W
Raw Lumens: 600
Lux @ 10M: 12
IP Rating: IP68
Beam Pattern: 40° Flood
Current Consumption @ 13.8V: .7 A
IP Rating: IP68



HE-CL2SA

3 INCH

4 LED

Wattage: 12W
Raw Lumens: 960
Lux @ 10M: 91
IP Rating: IP68
Beam Pattern: 5° Spot
Current Consumption @ 13.8V: .9 A
IP Rating: IP68

AMBER LED CUBE



COMMON FEATURES

INPUT VOLTAGE: 10-30V DC
COLOR TEMPERATURE: 6000K
HOUSING MATERIAL: DIE-CAST ALUMINUM
COLOR: BLACK
LENS MATERIAL: PC

MOUNTING BRACKET: STAINLESS STEEL
ELECTRONICS: INTEGRATED-EPOXY ENCAPSULATED
HARDWARE: STAINLESS 316
OPERATING TEMPERATURE: -40°C TO +60°C
PROTECTION: REVERSE POLARITY

HEXA CUBE LED LIGHTS

HE-CL3 **3** INCH **6** LED

Wattage: 18W • **Raw Lumens:** 1440 • **Lux @ 10M:** 18 • **IP Rating:** IP68
Beam Pattern: 90° Flood • **Current Consumption @ 13.8V:** 1.2 A



HE-CL32PK

3 INCH **6** LED

Heise HE-DLWH1 Dual Light Wiring Harness Included



HE-CL3S2PK **3** INCH **6** LED

Wattage: 18W • **Raw Lumens:** 1440 • **Lux @ 10M:** 350 • **IP Rating:** IP68
Beam Pattern: 5° Spot • **Current Consumption @ 13.8V:** 1.2 A

Heise HE-DLWH1 Dual Light Wiring Harness Included



AMBER LED CUBE

HE-CL3SA **3** INCH **6** LED

Wattage: 18W • **Raw Lumens:** 1400 • **Lux @ 10M:** 104
IP Rating: IP68 • **Beam Pattern:** 5° Spot
Current Consumption @ 13.8V: 1.2 A • **IP Rating:** IP68



COMMON FEATURES

INPUT VOLTAGE: 10-30V DC

COLOR TEMPERATURE: 6000K

HOUSING MATERIAL: DIE-CAST ALUMINUM

COLOR: BLACK

LENS MATERIAL: PC

MOUNTING BRACKET: STAINLESS STEEL

ELECTRONICS: INTEGRATED-EPOXY ENCAPSULATED

HARDWARE: STAINLESS 316

OPERATING TEMPERATURE: -40°C TO +60°C

PROTECTION: REVERSE POLARITY

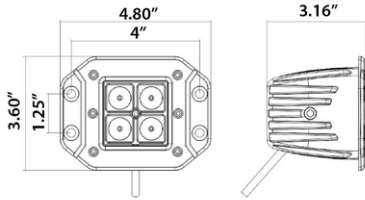
FLUSH MOUNT CUBE LED LIGHTS

HE-FMCL2

3 INCH

4 LED

Wattage: 12W • **Raw Lumens:** 960 • **Lux @ 10M:** 17 • **IP Rating:** IP68
Beam Pattern: 90° Flood • **Current Consumption @ 13.8V:** .9 A



Includes Gasket and Cut Out Template



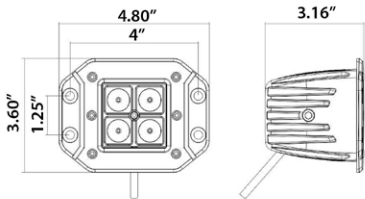
HE-BFMCL2

3 INCH

4 LED

BLACKOUT SERIES

Wattage: 12W • **Raw Lumens:** 960 • **Lux @ 10M:** 17 • **IP Rating:** IP68
Beam Pattern: 90° Flood • **Current Consumption @ 13.8V:** .9 A



Includes Gasket and Cut Out Template

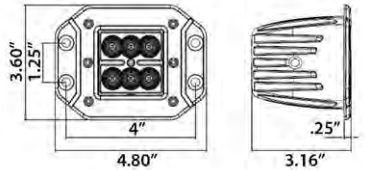


HE-FMCL3

3 INCH

6 LED

Wattage: 18W • **Raw Lumens:** 1440 • **Lux @ 10M:** 18 • **IP Rating:** IP68
Beam Pattern: 90° Flood • **Current Consumption @ 13.8V:** 1.2 A



Includes Gasket and Cut Out Template



ACCESSORIES INCLUDED



GASKET & SCREWS

Included with all Flush Mount
Cube LED Lights

COMMON FEATURES

INPUT VOLTAGE: 10-30V DC

COLOR TEMPERATURE: 6000K

HOUSING MATERIAL: DIE-CAST ALUMINUM

COLOR: DARK GREY

LENS MATERIAL: PC

MOUNTING BRACKET: FLUSH MOUNT

ELECTRONICS: INTEGRATED-EPOXY ENCAPSULATED

HARDWARE: STAINLESS 316

OPERATING TEMPERATURE: -40 °C TO +60 °C

PROTECTION: REVERSE POLARITY

COLORED LENS COVERS CUBE

AMBER	HE-CLLA	CUBE	PROTECTIVE LENS COVER
BLACK	HE-CLLBK		
CLEAR	HE-CLLC		
RED	HE-CLLR		
GREEN	HE-CLLG		
BLUE	HE-CLLBL		

- Poly-carbonate protective lens
- Use with HE-CL2, HE-CL3, HE-CL22PK, HE-CL32PK, HE-CL2S, HE-CL2SA, HE-CL3S, HE-CL3SA, HE-BCL2, HE-BCL2S, HE-BCL22PK, HE-BCL2S2PK, HE-MCL2, HE-MCL3, HE-MCL22PK, HE-MCL32PK
- NOTE: Not for use with the High Output Cubes
- 6 colors available



FAQ

STANDARD CUBES

1. Does the flush mount come with a template? **YES it does**
2. Are the cubes offered in different colors? **YES, they are available in WHITE and AMBER**
3. Are they available in different patterns? **YES, they are available in a spot or flood pattern**

HIGH OUTPUT CUBES

1. Are the cubes offered in different colors? **YES, they are available in WHITE and GREEN**
2. Are they available in different patterns? **YES, they are available in a spot or flood pattern**
3. What color are the accent trim pieces? **Black, Red, Blue and Yellow**



DRIVING LIGHTS



DRIVING LIGHTS



DRIVING LIGHTS

 UNIVERSAL FIT
DRIVING LIGHTS



SINGLE ROW DRIVING LED LIGHTS

HE-DL1

6 LED

SINGLE ROW

Wattage: 18W • **Raw Lumens:** 1440 • **Lux @ 10M:** 260
Current Consumption @ 13.8V: .9 A • **IP Rating:** IP67
Mounting Bracket: Black Powder Coated Steel
Hole Dimensions: Mounting Bolt Drill .25"



6.25"W x 1.75"H

HE-FMDL1

6 LED

FLUSH MOUNT

Wattage: 18W • **Raw Lumens:** 1440 • **Lux @ 10M:** 260
Current Consumption @ 13.8V: .9 A • **IP Rating:** IP67
Mounting Bracket: Stainless Steel
Hole Dimensions: Mounting Bracket to Mounting Hole is 7"



7.37"W x 2.5"H

Gasket and Cut Out Template Included

COMMON FEATURES



HE-ARB2

ANGLED
RUBBER BASE

Use with the Heise HE-FDML1 flush mount driving light. Comes with black hardware
Base Sold Separately

INPUT VOLTAGE: 10-30V DC

COLOR TEMPERATURE: 6000K

BEAM PATTERN: 25° SPOT

HOUSING MATERIAL: DIE-CAST ALUMINUM

COLOR: BLACK

LENS MATERIAL: PC

ELECTRONICS: INTEGRATED-EPOXY ENCAPSULATED

HARDWARE: STAINLESS 316

OPERATING TEMPERATURE: -40°C TO +60°C

PROTECTION: REVERSE POLARITY

ROUND DRIVING LED LIGHTS

HE-DL12

2 INCH

1 LED

Wattage: 10W • **Raw Lumens:** 600 • **Lux @ 10M:** 10 • **Beam Pattern:** 60° Flood
Current Consumption @ 13.8V: .4 A • **Mounting Bracket:** Stainless Steel
Hole Dimentions: Mounting Bolt Drill - .25"



HE-DL2

3.5 INCH

6 LED

Wattage: 18W • **Raw Lumens:** 1440 • **Lux @ 10M:** 185 • **Beam Pattern:** 8° Spot
Membrane: Gore™ • **Current Consumption @ 13.8V:** .4 A
Mounting Bracket: Blk. Powder Coated Steel • **Hole Dimentions:** Mounting Bolt Drill - .25"



3.50"W x 3.75"H x 2.375"D

HE-DL3

5 INCH

8 LED

Wattage: 24W • **Raw Lumens:** 1920 • **Lux @ 10M:** 570 • **Beam Pattern:** 26° Spot
Membrane: Gore™ • **Current Consumption @ 13.8V:** 1.3 A
Mounting Bracket: Blk. Powder Coated Steel • **Hole Dimentions:** Mounting Bolt Drill - .375"



5"W x 6.75"H x 2"D

HE-DL4

7 INCH

15 LED

Wattage: 45W • **Raw Lumens:** 3600 • **Lux @ 10M:** 710 • **Beam Pattern:** 26° Spot
Membrane: Gore™ • **Current Consumption @ 13.8V:** 2.9 A
Mounting Bracket: Blk. Powder Coated Steel • **Hole Dimentions:** Mounting Bolt Drill - .375"



7"W x 9"H x 3"D

ROUND DRIVING LED LIGHTS

HE-DL5

9 INCH

25 LED

Wattage: 75W • **Raw Lumens:** 6000 • **Lux @ 10M:** 940 • **Beam Pattern:** 26° Spot
Membrane: Gore™ • **Current Consumption @ 13.8V:** 4.4 A
Mounting Bracket: Stainless Steel • **Hole Dimentions:** Mounting Bolt Drill - .375"



9"W x 11.375"H x 2.5"D

HE-DL6

7 INCH

6 LED

Wattage: 60W • **Raw Lumens:** 4800 • **Lux @ 10M:** 1210 • **Beam Pattern:** 26° Spot
Membrane: Gore™ • **Current Consumption @ 13.8V:** 3.1 A (w/o halo) 3.2 A (with halo)
Mounting Bracket: Stainless Steel • **Hole Dimentions:** Mounting Bolt Drill - .375"



7"W x 9"H x 4"D

SQUARE DRIVING LED LIGHTS

HE-DL8

5.5 INCH

24 LED

Wattage: 72W • **Raw Lumens:** 5760 • **Lux @ 10M:** 500
Beam Pattern: 20° Spot • **Current Consumption @ 13.8V:** 3.2 A
Mounting Bracket: 304L w/Stainless Steel Hardware
Operating Temperature: -49°F to 185° F



3.5"W x 3.75"H x 2.375"D

COMMON FEATURES

INPUT VOLTAGE: 10-30V DC

COLOR TEMPERATURE: 6000K

HOUSING MATERIAL: DIE-CAST ALUMINUM

COLOR: BLACK

LENS MATERIAL: PC

ELECTRONICS: INTEGRATED-EPOXY ENCAPSULATED

HARDWARE: STAINLESS 316

OPERATING TEMPERATURE: -40°C TO +60°C

IP RATING: IP67

PROTECTION: REVERSE POLARITY

PROTECTIVE LIGHT COVERS

HE-DLC35

DRIVING LIGHT COVER

- Driving light cover for HE-DL2



HE-DLC5

DRIVING LIGHT COVER

- Driving light cover for HE-DL3



HE-DLC7

DRIVING LIGHT COVER

- Driving light cover for HE-DL4 and HE-DL6



HE-DLC9

DRIVING LIGHT COVER

- Driving light cover for HE-DL5 and HE-DL7



HE-WLC475

WORK LIGHT COVER

- Work light cover for HE-WL3





WORK LIGHTS



WORK LIGHTS



 **HEAVY DUTY
WORK LIGHTS**



WORK LED LIGHTS

HE-WL1

3.625x2 INCH

33 LED

Wattage: 60W • **Raw Lumens:** 726 • **Lux @ 10M:** .1 • **Beam Pattern:** 120° Flood
Current Consumption @ 13.8V: .3 A • **Lens Design:** Unique Waffle

3.75"W x 3"H x .75"D



HE-WL1M

3.625x2 INCH

33 LED

Wattage: 6.6W • **Raw Lumens:** 726 • **Lux @ 10M:** .1 • **Beam Pattern:** 120° Flood
Current Consumption @ 13.8V: .3 A • **Lens Design:** Unique Waffle



3.75"W x 3"H x .75"D

- Modular design allows multiple lights to be connected together to form one long light

HE-WL2

3.625x1.75 INCH

2 LED

Wattage: 10W • **Raw Lumens:** 800 • **Lux @ 10M:** 28 • **Beam Pattern:** 90° Flood
Current Consumption @ 13.8V: .4 A

3.50"W x 2.50"H x 2.50"D



HE-WL3

4.75 INCH

9 LED

Wattage: 90W • **Raw Lumens:** 7200 • **Lux @ 10M:** 35 • **Beam Pattern:** 90° Flood
Current Consumption @ 13.8V: 4.6A

4.75"W x 6"H x 4.50"D



- Modular design allows multiple lights to be connected together to form one long light

COMMON FEATURES

INPUT VOLTAGE: 10-30V DC

COLOR TEMPERATURE: 6000K

HOUSING MATERIAL: DIE-CAST ALUMINUM

COLOR: BLACK

LENS MATERIAL: PC

MOUNTING BRACKET: DIE-CAST ALUMINUM

HOLE DIMENSIONS: MOUNTING BOLT DRILL - .25"

ELECTRONICS: INTEGRATED-EPOXY ENCAPSULATED

HARDWARE: STAINLESS 316

IP RATING: IP67

PROTECTION: REVERSE POLARITY

HE-PL1

6x6.5 INCH

6 LED

DUAL ROW WITH MAGNETIC BASE

Input Voltage: 10-28V DC • **Wattage:** 60W • **Raw Lumens:** 726
Lux @ 10M: 28.5lx • **Color Temperature:** 6000K • **Beam Pattern:** 60° Flood

CONSTRUCTION

Housing Material: Die-Cast Aluminum • **Housing Color:** Black

Lens Material: PC Waterproof: IP65 • **Mounting Bracket:** Die-Cast Aluminum

Hardware: Stainless 316 • **Battery Certificate:** UL, UN38.3



SAFETY/CAUTION WORK LIGHTS

HE-MU47

AMBER LIGHT BAR

47.25 INCH


88 LED

NEW!

Voltage: 12-24V DC • **LED Color:** White & Amber
Patterns: 25 Selectable Patterns • **IP Rating:** IP65
Construction: Aluminum Housing Poly Lens

- Wired controller with take down, alley, traffic advisor, marker switches and pattern indicator

- Amber primary lighting, white alley and take down lights



47.25"W x 11.8"H x 3.6"D

HE-MU47-SLM

AMBER SLIM LIGHT BAR

47.25 INCH

132 LED

NEW!

Voltage: 12-24V DC • **LED Color:** White & Amber
Patterns: 25 Selectable Patterns • **IP Rating:** IP65
Construction: Aluminum Housing Poly Lens

- Wired controller with take down, alley, traffic advisor, marker switches and pattern indicator

- Amber primary lighting, white alley and take down lights



47.25"W x 12"H x 14"D

HE-MU5-BCON

AMBER LIGHT BECON

3.5 INCH

48 LED

NEW!

Voltage: 12-24V DC • **LED Color:** Amber • **Patterns:** Strobe & Rotator Flash Patterns
IP Rating: IP65 • **Construction:** Amber Poly Housing

- Power outlet adapter with on/off and pattern control switch



3.5"W x 4.6"H

HE-MU13-MINI

AMBER MINI LIGHT BAR

12.9 INCH

36 LED

NEW!

Voltage: 12-24V DC • **LED Color:** Amber • **Patterns:** 15 Self Controlled w/Memory
IP Rating: IP65 • **Construction:** Amber Poly Housing

- Power outlet adapter with on/off and pattern control switch



12.9"W x 7.6"H x 3.0"D

SAFETY/CAUTION WORK LIGHTS

HE-MUSTR-GRW

WHITE GRILLE STROBE KIT

4 PIECE

8 LED

NEW!

Voltage: 12V DC • **LED Color:** White

Patterns: 15 Self Controlled w/Memory • **IP Rating:** IP65

- Wired controller with on/off and pattern control switch



HE-MUSTR-GRA

AMBER GRILLE STROBE KIT

4 PIECE

8 LED

NEW!

Voltage: 12V DC • **LED Color:** Amber

Patterns: 15 Self Controlled w/Memory • **IP Rating:** IP65

- Wired controller with on/off and Pattern control switches



HE-MUSTR-W

LED STROBE KIT

4 PIECE

8 LED

NEW!

Voltage: 12-24V DC • **LED Color:** White

Patterns: 15 Self Controlled w/Memory • **IP Rating:** IP65

- Wired controller with on/off and pattern control switch



SAFETY/CAUTION WORK LIGHTS

• Sync multiple units of the same model

HE-MUMRK-4W WHITE MARKER **3.8** INCH **4** LED

HE-MUMRK-4A AMBER MARKER **NEW!**

Voltage: 12-24V DC • **LED Count:** (4) 3-Watt
Patterns: 16 Self Controlled w/Memory
IP Rating: IP65 • **Construction:** Aluminum Housing Poly Lens



3.8"W x 1.1"H x 0.64"D

HE-MUMRK-6W WHITE MARKER **4.9** INCH **6** LED

HE-MUMRK-6A AMBER MARKER **NEW!**

Voltage: 12-24V DC • **LED Count:** (6) 3-Watt
Patterns: 16 Self Controlled w/Memory
IP Rating: IP65 • **Construction:** Aluminum Housing Poly Lens



4.9"W x 1.1"H x 0.64"D

HE-MULTE-4W WHITE LITE MARKER **3.4** INCH **4** LED

HE-MULTE-4A AMBER LITE MARKER **NEW!**

Voltage: 12-24V DC • **LED Count:** (4) 1.5-Watt
Patterns: 16 Self Controlled w/Memory
IP Rating: IP65 • **Construction:** Aluminum Housing Poly Lens



3.4"W x 1.1"H x 0.4"D

HE-MULTE-6W WHITE LITE MARKER **4.4** INCH **6** LED

HE-MULTE-6A AMBER LITE MARKER **NEW!**

Voltage: 12-24V DC • **LED Count:** (6) 1.5-Watt
Patterns: 16 Self Controlled w/Memory
IP Rating: IP65 • **Construction:** Aluminum Housing Poly Lens



4.4"W x 1.1"H x 0.4"D

HE-MULH-4W LIGHT HEAD **4.6** INCH **4** LED

HE-MULH-4A LIGHT HEAD **NEW!**

Voltage: 12-24V DC • **LED Count:** (4) 3-Watt
Patterns: 16 Self Controlled w/Memory
IP Rating: IP65 • **Construction:** Aluminum Housing Poly Lens



4.6"W x 1.5"H x 1.2"D

HE-MUGRL-6W WHITE GRILLE MARKER **4.1** INCH **6** LED

HE-MUGRL-6A AMBER GRILL MARKER **NEW!**

Voltage: 12-24V DC • **LED Count:** (6) 1-Watt
Patterns: 16 Self Controlled w/Memory
IP Rating: IP65 • **Construction:** Aluminum Housing Poly Lens



4.1"W x 2.2"H x 0.9"D



MARINE LIGHTS



MARINE LIGHTS



 **WATERPROOF
MARINE LIGHTS**



MARINE LIGHTS

MARINE LED LIGHTBARS STRAIGHT

HE-MDR8 **08** INCH **12** LED **★IP68★ CERTIFIED**

Wattage: 36W • **Raw Lumens:** 2800 • **Lux @ 10M:** 215
Current Consumption @ 13.8V: 1.9 A • **IP Rating:** IP68

Hole Dimensions:
Bracket Turned In: 7.25" • **Brackets Turned Out:** 9.5"



10.66"W x 4.8"H

HE-MDR14 **14** INCH **24** LED **★IP68★ CERTIFIED**

Wattage: 72W • **Raw Lumens:** 5760 • **Lux @ 10M:** 466
Current Consumption @ 13.8V: 3.7 A • **IP Rating:** IP68

Hole Dimensions:
Bracket Turned In: 13.50" • **Brackets Turned Out:** 15.75"



16.69"W x 4.8"H

HE-MSR14 **14** INCH **6** LED **★IP68★ CERTIFIED**

Wattage: 60W • **Raw Lumens:** 4800 • **Lux @ 10M:** 450
Current Consumption @ 13.8V: 3.7 A • **IP Rating:** IP68
Beam Pattern: Combo/Flood (120°)/Spot (10°)

Hole Dimensions:
Bracket Turned In: 13.50" • **Brackets Turned Out:** 15.75"



16.69"W x 4.8"H

HE-MDR20 **20** INCH **36** LED **NEW!**


Wattage: 108W • **Raw Lumens:** 8640 • **Lux @ 10M:** 612
Current Consumption @ 13.8V: 5.7 A • **IP Rating:** IP68

Hole Dimensions:
Bracket Turned In: 19.5" • **Brackets Turned Out:** 21.75"



24.72"W x 4.8"H

ACCESSORIES INCLUDED



- 2** Brackets
- 2** Mounting pads
- 4** Stainless steel screws
- 2** Allen keys
- 1** Pigtails harness

COMMON FEATURES

INPUT VOLTAGE: 10-30V DC
COLOR TEMPERATURE: 6000K
BEAM PATTERN: COMBO: FLOOD (90°) & SPOT (8°)
HOUSING MATERIAL: DIE-CAST ALUMINUM
COLOR: WHITE COATING W/UV
MEMBRANE: GORE
LENS MATERIAL: PC

MOUNTING BOLT DRILL: 0.25"
MOUNTING BRACKET: DIE-CAST ALUMINUM
HEIGHT OF LIGHTBAR: 3" **DEPTH OF LIGHTBAR:** 3.5"
ELECTRONICS: INTEGRATED-EPOXY ENCAPSULATED
HARDWARE: STAINLESS 316
OPERATING TEMPERATURE: -40°C TO +60°C
PROTECTION: REVERSE POLARITY

MARINE LED LIGHTBARS


CURVED

HE-MDRC30 **30** INCH **60** LED

Wattage: 180W • **Raw Lumens:** 14400 • **Lux @ 10M:** 625
Current Consumption @ 13.8V: 9.5 A • **IP Rating:** IP67

Hole Dimensions:

Bracket Turned In: 31" • **Brackets Turned Out:** 33.50"



HE-MDRC42 **42** INCH **80** LED

Wattage: 240W • **Raw Lumens:** 19200 • **Lux @ 10M:** 780
Current Consumption @ 13.8V: 12 A • **IP Rating:** IP67

Hole Dimensions:

Bracket Turned In: 41" • **Brackets Turned Out:** 43.50"



HE-MDRC50 **50** INCH **96** LED

Wattage: 288W • **Raw Lumens:** 23040 • **Lux @ 10M:** 915
Current Consumption @ 13.8V: 14.3 A • **IP Rating:** IP67

Hole Dimensions:

Bracket Turned In: 49" • **Brackets Turned Out:** 51.25"



HE-MDRC54 **54** INCH **100** LED

Wattage: 300W • **Raw Lumens:** 24960 • **Lux @ 10M:** 1050
Current Consumption @ 13.8V: 16 A • **IP Rating:** IP67

Hole Dimensions:

Bracket Turned In: 52.75" • **Brackets Turned Out:** 55.25"



ACCESSORIES INCLUDED



- 2** Brackets
- 2** Mounting pads
- Stainless steel screws
- 2** Allen keys
- 1** Pigtails harness

COMMON FEATURES

INPUT VOLTAGE: 10-30V DC
COLOR TEMPERATURE: 6000K
BEAM PATTERN: COMBO/FLOOD (90)/SPOT (8)
HOUSING MATERIAL: DIE-CAST ALUMINUM
COLOR: WHITE COATING W/UV
MEMBRANE: GORE
LENS MATERIAL: PC

MOUNTING BOLT DRILL: 0.25"
MOUNTING BRACKET: DIE-CAST ALUMINUM
HEIGHT OF LIGHTBAR: 3" **DEPTH OF LIGHTBAR:** 3.5"
ELECTRONICS: INTEGRATED-EPOXY ENCAPSULATED
HARDWARE: STAINLESS 316
OPERATING TEMPERATURE: -40°C TO +60°C
PROTECTION: REVERSE POLARITY

HIGH OUTPUT MARINE CUBE LED LIGHTS

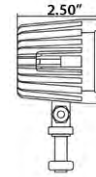
HE-MCL1

2 INCH

1 LED

★ IP68 ★
CERTIFIED

Wattage: 10W • Raw Lumens: 600 • Lux @ 10M: 12 • IP Rating: IP68
Beam Pattern: 40° Flood • Current Consumption @ 13.8V: .7 A



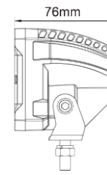
HE-MHCL2

3 INCH

4 LED

★ IP68 ★
CERTIFIED

Wattage: 12W • Raw Lumens: 960 • Lux @ 10M: 34 • IP Rating: IP68
Beam Pattern: 90° Flood • Current Consumption @ 13.8V: .7 A



ACCESSORIES INCLUDED

ACCENT CAPS

Customize your marine light with color accent caps included!



HE-MHCL2 AND
HE-MHCL3 ONLY

PIGTAIL

Included with all
Marine High Output
Cube LED Lights



COMMON FEATURES

INPUT VOLTAGE: 10-30V DC

COLOR TEMPERATURE: 6000K

HOUSING MATERIAL: DIE-CAST ALUMINUM

COLOR: WHITE COATING W/UV INHIBITORS

LENS MATERIAL: PC

MOUNTING BRACKET: STAINLESS STEEL

ELECTRONICS: INTEGRATED-EPOXY ENCAPSULATED

HARDWARE: STAINLESS 316

OPERATING TEMPERATURE: -40 °C TO +60 °C

PROTECTION: REVERSE POLARITY

MARINE CUBE LED LIGHTS

HE-MCL2

3 INCH

4 LED

★ IP68 ★
CERTIFIED

Wattage: 12W • **Raw Lumens:** 960 • **Lux @ 10M:** 17 • **IP Rating:** IP68
Beam Pattern: 90° Flood • **Current Consumption @ 13.8V:** .9 A



2 LIGHT PACK

HE-MCL22PK

3 INCH

4 LED

★ IP68 ★
CERTIFIED

Heise HE-DLWH1 Dual Light Wiring Harness Included

HE-MCL3

3 INCH

6 LED

★ IP68 ★
CERTIFIED

Wattage: 18W • **Raw Lumens:** 1440 • **Lux @ 10M:** 18 • **IP Rating:** IP68
Beam Pattern: 90° Flood • **Current Consumption @ 13.8V:** 1.2 A



2 LIGHT PACK

HE-MCL32PK

3 INCH

6 LED

★ IP68 ★
CERTIFIED

Heise HE-DLWH1 Dual Light Wiring Harness Included

ADDITIONAL ACCESSORIES



CUBE PROTECTIVE LENS COVERS

Poly-carbonate protective lens
6 colors available. Sold Separately.
See Page 34

COMMON FEATURES

INPUT VOLTAGE: 10-30V DC

COLOR TEMPERATURE: 6000K

HOUSING MATERIAL: DIE-CAST ALUMINUM

COLOR: WHITE COATING W/UV INHIBITORS

LENS MATERIAL: PC

MOUNTING BRACKET: STAINLESS STEEL

ELECTRONICS: INTEGRATED-EPOXY ENCAPSULATED

HARDWARE: STAINLESS 316

OPERATING TEMPERATURE: -40°C TO +60°C

PROTECTION: REVERSE POLARITY

FLUSH MOUNT MARINE CUBE LED LIGHTS

HE-MFMCL2 **3** INCH **4** LED **★ IP68 ★ CERTIFIED**

Wattage: 12W • **Raw Lumens:** 960 • **Lux @ 10M:** 17 • **IP Rating:** IP68
Beam Pattern: 90° Flood • **Current Consumption @ 13.8V:** .9 A

Includes Gasket and Cut Out Template




HE-MFMCL3 **3** INCH **6** LED **★ IP68 ★ CERTIFIED**

Wattage: 18W • **Raw Lumens:** 1440 • **Lux @ 10M:** 18 • **IP Rating:** IP68
Beam Pattern: 90° Flood • **Current Consumption @ 13.8V:** 1.2 A

Includes Gasket and Cut Out Template



ACCESSORIES INCLUDED



GASKET & SCREWS

Included with all Flush Mount
Cube LED Lights

COMMON FEATURES

INPUT VOLTAGE: 10-30V DC

COLOR TEMPERATURE: 6000K

HOUSING MATERIAL: DIE-CAST ALUMINUM

COLOR: WHITE COATING W/UV INHIBITORS

LENS MATERIAL: PC

MOUNTING BRACKET: FLUSH MOUNT

ELECTRONICS: INTEGRATED-EPOXY ENCAPSULATED

HARDWARE: STAINLESS 316

OPERATING TEMPERATURE: -40°C TO +60°C

PROTECTION: REVERSE POLARITY




ACCENT LEDS



ACCENT LIGHTS



COMPACT
ACCENT LIGHTS



MARINE RGB ACCENT LIGHT KITS



RGB LEDS

HE-8MLRGBK

8 RGB PODS

3 LED

IP68
CERTIFIED

ACCENT LIGHTS KIT

LEDs: 8 Pods - 3-3W CREE LEDs per Pod

Wattage: 9W Total per Pod • **Raw Lumens:** 720

The HE-8MLRGBK is a complete kit to light up your boat. (8) HE-MLIRGB RGB accent lights and the HE-CBRGB control box will give you accent lighting where you want it.



HE-4MLRGBK

4 RGB PODS

3 LED

IP68
CERTIFIED

ACCENT LIGHTS KIT

LEDs: 4 Pods - 3-3W CREE LEDs per Pod

Wattage: 9W Total per Pod • **Raw Lumens:** 720

Designed as a starter kit this allows you get the RGB lights in your boat without breaking the bank but also allows you add up to four more HE-MLIRGB lights.



HEISE RGB APP

App for Android and iOS:

This app allows endless color choices and even allows you to store your custom made colors. Preset flash patterns, light flashing to your music in your library, even have the lights turn on and off at selected times.

Download the Heise RGB app for Android and iOS today!



INCLUDED

CONTROL BOX

Included with all Marine Accent Light Kits



ADDITIONAL ACCESSORIES

ACCENT LIGHTING COVER



HE-ML1DIV

The light cover is for use with the HE-4MLRGBK, HE-8MLRGBK, HE-ML1RGB

MOUNTING BASE



HE-ARB1

The angled base is for use with the HE-ML1, HE-ML1A, HE-ML1B, HE-ML1G, HE-ML1R

COMMON FEATURES

INPUT VOLTAGE: 10-30V DC

BEAM PATTERN: 120 FLOOD

HOUSING MATERIAL: WHITE DIE-CAST ALUMINUM

LENS MATERIAL: PC

MOUNTING: CUTOUT TEMPLATE & GASKET INCLUDED

HARDWARE: STAINLESS 316

OPERATING TEMPERATURE: -40 °C TO +60 °C

IP RATING: IP68



MARINE RGB ACCENT LIGHTS + ACCESSORIES

HE-ML1RGB

1.5x3 INCH

3 LED

IP68
CERTIFIED

RGB ACCENT LIGHT

Input Voltage: 10-30V DC • **LEDs:** 3 - 3W CREE LEDs
Wattage: 9W • **Raw Lumens:** 720 • **Beam Pattern:** 120° Flood

CONSTRUCTION

Housing Material: White Die-Cast Aluminum Housing
Mounting: Cutout Template and Gasket Included
Lens Material: PC • **Hardware:** Stainless 316

OPERATION

Operating Temperature: -40°C to +60°C
Current Consumption @ 13.8 Volts: .2 A • **IP Rating:** IP68



ADDITIONAL ACCESSORIES

ACCENT LIGHTING COVER



HE-ML1DIV

The light cover is for use with the HE-4MLRGBK, HE-8MLRGBK, HE-ML1RGB

MOUNTING BASE



HE-ARB1

The angled base is for use with the HE-ML1, HE-ML1A, HE-ML1B, HE-ML1G, HE-ML1R



HE-PTRGB

RGB ACCENT PODS

PIGTAIL ADAPTER

This cable is designed to wire the RGB accent pods into any 4 wire positive anode RGB controller like the Heise HE-RGBC-1, HE-RGBSAC-1, HE-WFRGBC-1, and HE-RFRGBC-1



HE-EXTRGB

10 FOOT

EXTENSION CABLE

The extension cables were designed to add an additional 10 feet of length to the accent pods which are already equipped with a 10 foot cable



HE-CBRGB

8 OUTPUT

CONTROL BOX

Control Box for RGB Accent Lights. Water resistant control box for HE-TL1RGB and HE-ML1RGB. Control box can be mounted in the engine compartment.

MARINE ACCENT LIGHTING PODS

HE-ML1

1.5x3 INCH

3 LED

★ IP68 ★
CERTIFIED

AUXILIARY LIGHTING PODS

Input Voltage: 10-30V DC • **White:** 3-5W CREE LEDs • **Wattage:** 15W

Color: 3-3W CREE LEDs • **Wattage:** 9W

Raw Lumens: 1200/720 • **Beam Pattern:** 120° Flood

CONSTRUCTION

Housing Material: White Die-Cast Aluminum Housing

Lens Material: PC • **Mounting:** Two Rubber Bases Included

Hardware: Stainless 316

OPERATION

Operating Temperature: -40°C to +60°C

Current Consumption @ 13.8 Volts: .2 A • **IP Rating:** IP68



WHITE LED




RED



AMBER



BLUE



GREEN

HE-ML1R RED

HE-ML1B BLUE

HE-ML1A AMBER

HE-ML1G GREEN

ADDITIONAL ACCESSORIES

MOUNTING BASE



HE-ARB1

The angled base is for use with the HE-ML1, HE-ML1A, HE-ML1B, HE-ML1G, HE-ML1R



RGB LEDs

RGB ACCENT LIGHT KITS

HE-8TLRGBK

8 RGB PODS

3 LED

**★ IP68 ★
CERTIFIED**

ACCENT LIGHTS KIT

LEDs: 8 Pods - 3-3W CREE LEDs per Pod

Wattage: 9W Total per Pod • **Raw Lumens:** 720

The HE-8TLRGBK is a complete kit to light up your vehicle. (8) HE-TLIRGB RGB accent lights and the HE-CBRGB control box will give you accent lighting where you want it.



HE-4TLRGBK

4 RGB PODS

3 LED

**★ IP68 ★
CERTIFIED**

ACCENT LIGHTS KIT

LEDs: 4 Pods - 3-3W CREE LEDs per Pod

Wattage: 9W Total per Pod • **Raw Lumens:** 720

Designed as a starter kit this allows you get the RGB lights in your vehicle without breaking the bank, but also allows you add up to four more HE-TLIRGB lights.



HEISE RGB APP

App for Android and iOS:



This app allows endless color choices and even allows you to store your custom made colors. Preset flash patterns, light flashing to your music in your library, even have the lights turn on and off at selected times.

Download the Heise RGB app for Android and iOS today!

ADDITIONAL ACCESSORIES

ACCENT LIGHTING COVER



HE-TL1DIV

The light cover is for use with the HE-4TLRGBK, HE-8TLRGBK, HE-TLIRGB



MOUNTING BASE

HE-ARB1

The angled base is for use with the HE-TL1, HE-TL1A, HE-TL1B, HE-TL1G, HE-TL1R

INCLUDED

CONTROL BOX

Included with all Accent Light Kits



COMMON FEATURES

INPUT VOLTAGE: 10-30V DC

BEAM PATTERN: 120 FLOOD

HOUSING MATERIAL: BLACK DIE-CAST ALUMINUM

LENS MATERIAL: PC

MOUNTING: CUTOUT TEMPLATE & GASKET INCLUDED

HARDWARE: STAINLESS 316

OPERATING TEMPERATURE: -40 °C TO +60 °C

IP RATING: IP68

RGB ACCENT LIGHTS



RGB LEDS

HE-TL1RGB **1.5x3** INCH **3** LED ***IP68*** CERTIFIED

RGB ACCENT PODS

Input Voltage: 10-30V DC • **LEDs:** 3 - 3W CREE LEDs
Wattage: 9W • **Raw Lumens:** 720 • **Beam Patten:** 120° Flood

CONSTRUCTION

Housing Material: Black Die-Cast Aluminum Housing
Mounting: Cutout Template and Gasket Included
Lens Material: PC • **Hardware:** Stainless 316

OPERATION

Operating Temperature: -40°C to +60°C
Current Consumption @ 13.8 Volts: .2 A • **IP Rating:** IP68



ADDITIONAL ACCESSORIES

ACCENT LIGHTING COVER



HE-TL1DIV

The light cover is for use with the HE-4TLRGBK, HE-8TLRGBK, HE-TL1RGB

MOUNTING BASE



HE-ARB1

The angled base is for use with the HE-TL1, HE-TL1A, HE-TL1B, HE-TL1G, HE-TL1R

RGB ACCENT LIGHT EXTRAS



RGB LEDS

HE-PTRGB RGB ACCENT PODS

PIGTAIL ADAPTER

This cable is designed to wire the RGB accent pods into any 4 wire positive anode RGB controller like the Heise HE-RGBC-1, HE-RGBSAC-1, HE-WFRGBC-1, and HE-RFRGBC-1



RGB LEDS

HE-EXTRGB **10** FOOT

EXTENSION CABLE

The extension cables were designed to add an additional 10 feet of length to the accent pods which are already equipped with a 10 foot cable



RGB LEDS

HE-CBRGB **8** OUTPUT

CONTROL BOX

Control Box for RGB Accent Lights. Water resistant control box for HE-TL1RGB and HE-ML1RGB. Control box can be mounted in the engine compartment.

ACCENT LIGHTS

HE-TL1 1.5x3 INCH 3 LED **★IP68★ CERTIFIED**

AUXILIARY LIGHTING PODS

Input Voltage: 10-30V DC • **White:** 3-5W CREE LEDs • **Wattage:** 15W
Color: 3-3W CREE LEDs • **Wattage:** 9W
Raw Lumens: 1200/720 • **Beam Pattern:** 120° Flood

CONSTRUCTION


Housing Material: Black Die-Cast Aluminum Housing
Lens Material: PC • **Mounting:** Two Rubber Bases Included
Hardware: Black Screws

OPERATION

Operating Temperature: -40°C to +60°C
Current Consumption @ 13.8 Volts: .2 A • **IP Rating:** IP68



WHITE LED



RED

BLUE

AMBER

GREEN

HE-TL1R RED

HE-TL1B BLUE

HE-TL1A AMBER

HE-TL1G GREEN

ADDITIONAL ACCESSORIES

ACCENT LIGHTING COVER



HE-TL1DIV

The light cover is for use with the HE-4TLRGBK, HE-8TLRGBK, HE-TL1RGB

MOUNTING BASE



HE-ARB1

The angled base is for use with the HE-TL1, HE-TL1A, HE-TL1B, HE-TL1G, HE-TL1R

HE-FMTL1 1.5x3 INCH 3 LED **★IP68★ CERTIFIED**

FLUSH MOUNT AUXILIARY LIGHTING PODS

Input Voltage: 10-30V DC • **White:** 3-5W CREE LEDs • **Wattage:** 15W
Color: 3-3W CREE LEDs • **Wattage:** 9W
Raw Lumens: 1200/720 • **Beam Pattern:** 120° Flood

CONSTRUCTION


Housing Material: Black Die-Cast Aluminum Housing
Lens Material: PC • **Mounting:** Cutout Template and Gasket Included
Hardware: Black Screws

OPERATION

Operating Temperature: -40°C to +60°C
Current Consumption @ 13.8 Volts: .2 A • **IP Rating:** IP68



WHITE LED



RED

BLUE

AMBER

GREEN

HE-FMTLR RED

HE-FMTLB BLUE

HE-FMTLA AMBER

HE-FMTLG GREEN

ADDITIONAL ACCESSORIES

MOUNTING BASE



HE-ARB1

The angled base is for use with the HE-TL1, HE-TL1A, HE-TL1B, HE-TL1G, HE-TL1R

ACCENT LIGHTS



3 WATT

BLACK LITTLE ACCENT LIGHT

HE-BALW	WHITE	Black aluminum accent lights comes in 6 colors; white, blue, red, yellow, green, and purple. 3 watt COB LED, IP65 rated, is sold in pairs. Great for lighting up foot wells or highlighting installations.
HE-BALB	BLUE	
HE-BALR	RED	
HE-BALY	YELLOW	
HE-BALG	GREEN	
HE-BALPP	PURPLE	

3 WATT

SILVER LITTLE ACCENT LIGHT

HE-SALW	WHITE	Silver aluminum accent lights comes in 6 colors; white, blue, red, yellow, green, and purple. 3 watt COB LED, IP65 rated, is sold in pairs. Great for lighting up foot wells or highlighting installations.
HE-SALB	BLUE	
HE-SALR	RED	
HE-SALY	YELLOW	
HE-SALG	GREEN	
HE-SALPP	PURPLE	

TECH TIPS

ACCENT LIGHTING

- ALWAYS disconnect from the negative battery terminal before starting any 12volt install.
- Watch for pinch points and thing that could potentially sever or strip back insulation from the wire(s).
- Always have proper tools needed before installing.
- Soldering is the recommended way for joining wire(s) together.
- Heat shrink is also recommended for protecting and sealing previously soldered wire(s).
- If experiencing issues with LED replacements headlight bulbs not fitting properly, the locking collar or set screw (certain models) can be removed and placed inside of headlight housing and locked in. After securing it in the housing, place the collar-less LED headlight back into the collar to complete the install.
- When using the 3 watt little accent light, remember it is to be used in conjunction with a momentary switch. But if a constant ON condition is desired, a 50 ohm resistor should be installed in series with the light on the red power wire.



LED STRIP LIGHTS


STRIP LIGHTS



STRIP LIGHTS



ULTRA BRIGHT
LED STRIP LIGHTS



16 COLOR RGB LED STRIPS + CONTROLS

RETAIL PKG

ANTI-STATIC PKG

H-5MRGB-1
WHITE BASE


HE-5MRGB-1
WHITE BASE

HE-5MBRGB-1
BLACK BASE



5 METER **16 COLOR RGB**

- 16 Different selectable colors
- 5 Meter flexible LED roll
- 5050 RGB LEDs
- 60 LEDs per meter, 300 total
- Led strip is 10mm wide and 2.5Mm thick
- Ip65 rated water resistant covering
- 3M adhesive tape backing
- 12 Volt DC input
- Able to be cut every 3rd led
- H-RGBC-1 control unit is required *(sold separately)*




HE-RFRGBC-1 **RF**

- 16 Color RGB control unit
- 24 Button credit card sized remote included
- Cord for LEDs to plug into is 15" long cord
- On/off buttons with built-in 8 way dimmer
- "Flash", "Strobe", "Fade", and "Smooth" buttons
- Draws 1.2 Amps



HE-WFRGBC-1 **WIFI**

- WiFi controller for HE-5MRGB-1 lights
- 24 button credit card sized ir remote
- Control HE-5MRGB-1 lights anywhere in the world as long as the controller is connected to WiFi
- Uses MagicHome WiFi app, available for Android and iOS



RETAIL PKG WHITE BOX PKG
H-RGBC-1 **HE-RGBC-1**

- 16 Color RGB control unit
- 24 Button credit card sized remote included
- Cord for LEDs to plug into is 15" long cord
- On/off buttons with built-in 8 way dimmer
- "Flash", "Strobe", "Fade", and "Smooth" buttons
- Draws 1.2 Amps



HE-RGBSAC-1 **SOUND**

- Sound activated controller w/ir remote
- 24 button credit card sized ir remote
- You can connect up to three HE-5MRGB-1 Lights to the controller
- Sensitivity adjustment



RGB LED STRIPS

RETAIL PKG

ANTI-STATIC PKG

H-5MRGB-3

HE-5MRGB-3




RGB LEDs

5 METER

132 FUNCTION
RGB

- 132 Different functions that will get attention
- 5 meter flexible LED roll
- 5050 RGB LEDs
- LED strip is 10Mm wide and 4mm thick
- 3M adhesive foam tape backing
- 12 volt DC input
- Able to be cut every 3rd led
- 30 LEDs per meter, 150 total
- H-RGBC-3 control unit is required *(Sold Separately)*



RGB LED STRIPS KITS

HE-RGB5MRK2

KIT RGB

5 METER



RGB LEDs

- 5 meters (16.4 feet) RGB 5050 LED strip
- 5050 SMD LEDs at 60 LEDs per meter
- One 24-Key IR remote & RGB controller
- 3 Amp power supply
- IP65 water resistant covering



HE-RGB5MRK1

KIT RGB

5 METER



RGB LEDs

- 5 meters (16.4 feet) RGB 3528 LED Strip
- 3528 SMD LEDs at 60 LEDs per meter
- One 24-Key IR remote & RGB controller
- 3 Amp power supply
- IP65 water resistant covering



RGB ACCESSORIES LED STRIPS

RETAIL PKG

WHITE BOX PKG

H-RGBC-3

HE-RGBC-3

RF CONTROL UNIT

- Allows two 5 meter rolls to be connected and control LED by one remote
- Control box has same functions as remote and will work without remote
- 132 Pre-programmed lighting function
- Draws 1.8 amps with one H-5MRGB-3 connected draws
- 2.8 amps with two H-5MRGB-3 connected



HE-PS10

10 AMP

POWER SUPPLY

- 12 volt 10 Amp power supply for RGB LEDs and controllers



HE-PS6

6 AMP

POWER SUPPLY

- 12 Volt 6 amp power supply for RGB LEDs and controllers



H-QCRGB-1

6 INCH

QUICK CONNECT

- 6" Quick connector for 5MRGB-1 LED lights - 4 PACK
- 10 PACK - in anti-static bag **HE-QCRGB-1**



H-ECRGB-1

6 INCH

EXTENSION CONNECT

- 6" Quick connector for 5MRGB-1 LED lights - 2 PACK
- 10 PACK - in anti-static bag **HE-ECRGB-1**



HE-RGBWIRE50-1

50 FEET

RGB 4 CONNECTOR

- 4 Conductor RGB wire for use with H-5MRGB-1 LED Strip 50 FEET (15.24 METERS)



HE-RGBWIRE100-1

100 FEET

RGB 4 CONNECTOR

- 4 Conductor RGB wire for use with H-5MRGB-1 LED Strip 100 FEET (30.48 METERS)



HE-ECRGB4PIN-1

RGB

SOLDERLESS CONNECTOR

- Solderless connection for H-5MRGB-1 to 4-pin header allows use of H-RGBAMP-1 with cut sections of H-5MRGB-1



HE-RGBAMP-1

AMP


RGB-1

- Inline amplifier for H-5MRGB-1 LED strip lights
- Add after each 5 meter roll
- Functions of the RGB control box will be passed through the HE-RGBAMP-1





3528 LED STRIPS



- 8mm wide, 60 LEDs per meter
- Water resistant covering
- 3M double sided tape provides a strong bond
- 120 Degree viewing angle
- Led strips can be cut at every 3rd LED
- 5 Meter strip only draws 1.5 Amps of current
- Heise branded retail blister packaging
- White base

IP65 RATED

1 METER / **60** LEDs PER METER

COLOR	RETAIL PKG	ANTI-STATIC PKG
AMBER	H-A135	HE-A135
BLUE	H-B135	HE-B135
GREEN	H-G135	HE-G135
ICE BLUE	H-IB135	HE-IB135
PINK	H-PK135	HE-PK135
PURPLE	—	HE-PP135
RED	H-R135	HE-R135
WHITE	H-W135	HE-W135

IP65 RATED

3 METER / **60** LEDs PER METER

COLOR	RETAIL PKG	ANTI-STATIC PKG
BLUE	H-B335	HE-B335
GREEN	H-G335	HE-G335
ICE BLUE	—	HE-IB335
PURPLE	H-PP335	HE-PP335
RED	H-R335	HE-R335
WHITE	H-W335	HE-W335

BLACK BASE

3 METER / **60** LEDs PER METER

COLOR	RETAIL PKG
RED/BLK	H-R335-BLK
ANTI-STATIC PKG	
BLUE/BLK	HE-B335-BLK
RED/BLK	HE-R335-BLK
WHITE/BLK	HE-W335-BLK

IP65 RATED

5 METER / **60** LEDs PER METER

COLOR	RETAIL PKG	ANTI-STATIC PKG
AMBER	H-A535	HE-A535
BLUE	H-B535	HE-B535
GREEN	H-G535	HE-G535
ICE BLUE	H-IB535	HE-IB535
PINK	H-PK535	—
PURPLE	H-PP535	HE-PP535
RED	H-R535	HE-R535
WHITE	H-W535	HE-W535
COOL WHITE	H-CW535	HE-CW535
WARM WHITE	H-WW535	—

IP20 RATED

5 METER / **60** LEDs PER METER

COLOR	ANTI-STATIC PKG
BLUE	HE-B535I
RED	HE-R535I
WHITE	HE-W535I
COOL WHITE	HE-CW535I

- Ip20 rated
- No covering over the led lights
- For interior use only
- ANTI-STATIC packaging ONLY


IP68 RATED

5 METER / **60** LEDs PER METER


COLOR	ANTI-STATIC PKG
BLUE	HE-B53568
RED	HE-R53568
WHITE	HE-W53568

- Ip68 rated
- Mounts with brackets (included) instead of tape for secure mounting
- ANTI-STATIC packaging ONLY

5050 LED STRIPS



- 10mm wide, 60 LEDs per meter
- Water resistant covering
- 3M double sided tape provides a strong bond
- 120 Degree viewing angle
- Led strips can be cut at every 3rd led
- 5 Meter strip only draws 4.5 Amps of current
- Heise branded retail blister packaging
- White base



IP65 RATED

1 METER / **60** LEDs PER METER

COLOR	RETAIL PKG	ANTI-STATIC PKG
AMBER	H-A150	HE-A150
BLUE	H-B150	HE-B150
GREEN	H-G150	HE-G150
ICE BLUE	—	HE-IB150
PINK	—	HE-PK150
RED	H-R150	HE-R150
WHITE	H-W150	HE-W150

IP65 RATED

3 METER / **60** LEDs PER METER

COLOR	RETAIL PKG	ANTI-STATIC PKG
AMBER	—	HE-A350
BLUE	H-B350	HE-B350
GREEN	H-G350	—
ICE BLUE	H-IB350	HE-IB350
PURPLE	H-PP350	HE-PP350
RED	H-R350	HE-R350
WHITE	H-W350	HE-W350

BLACK BASE

3 METER / **60** LEDs PER METER

COLOR	RETAIL PKG
BLUE/BLK	H-B350-BLK
RED/BLK	H-R350-BLK
WHITE/BLK	H-W350-BLK
ANTI-STATIC PKG	
BLUE/BLK	HE-B350-BLK
RED/BLK	HE-R350-BLK
WHITE/BLK	HE-W350-BLK

IP65 RATED

5 METER / **60** LEDs PER METER

COLOR	RETAIL PKG	ANTI-STATIC PKG
AMBER	H-A550	HE-A550
BLUE	H-B550	HE-B550
GREEN	H-G550	HE-G550
ICE BLUE	H-IB550	HE-IB550
PINK	H-PK550	HE-PK150
PURPLE	H-PP550	HE-PP550
RED	H-R550	HE-R550
WHITE	H-W550	HE-W550
COOL WHITE	H-CW550	HE-CW550
WARM WHITE	—	HE-WW550

IP20 RATED

5 METER / **60** LEDs PER METER

COLOR	ANTI-STATIC PKG
BLUE	HE-B550I
WHITE	HE-W550I
COOL WHITE	HE-CW550I
WARM WHITE	HE-WW550I

- Ip20 rated
- No covering over the led lights
- For interior use only
- ANTI-STATIC packaging ONLY


IP68 RATED

5 METER / **60** LEDs PER METER



COLOR	ANTI-STATIC PKG
BLUE	HE-B55068
GREEN	HE-G55068
RED	HE-R55068
WHITE	HE-W55068
WARM WHITE	HE-WW55068

- Ip68 rated
- Mounts with brackets (included) instead of tape for secure mounting
- ANTI-STATIC packaging ONLY

SIDE VIEW LED STRIPS



12 volt side view LED light strips for an Audi style headlight look without the price of an Audi. Flexible and waterproof, these lights will give your vehicle a more expensive look.



24 INCH **60** LEDS PER STRIP

- H-WSV** WHITE
- H-ASV** AMBER PAIR
- H-BSV** BLUE PAIR
- H-GSV** GREEN PAIR
- H-RSV** RED PAIR

- HE-ASV** AMBER PAIR
- HE-BSV** BLUE PAIR
- HE-RSV** RED PAIR

ANTI-STATIC PKG

RETAIL PKG



PERFECT FOR HEADLIGHT ACCENT

Give your older model vehicle a face lift with great looking LEDs. The pair of 24" strips is ready for a quick and easy installation.

54 INCH **135** LEDS PER STRIP

- HE-WSV54** WHITE
- HE-GSV54** GREEN PAIR
- HE-RSV54** RED PAIR

ANTI-STATIC PKG ONLY

COMMON FEATURES

- SIZE:** STRIPS ARE 6MM WIDE
- WATERPROOF:** YES
- USAGE:** .7 AMPS OF CURRENT
- MOUNTING:** 3M DOUBLE SIDED TAPE
- IP RATING:** IP65

ALUMINUM SURFACE MOUNT TRACK

3 FOOT

- HE-ATCL** CLEAR, SURFACE MOUNT
- HE-ATFL** FROSTED, SURFACE MOUNT
- HE-AFMTCL** CLEAR, FLUSH MOUNT
- HE-AFMTFL** FROSTED, FLUSH MOUNT

HE-ATCLIPS **10** PACK

To be used with the HE-ATFL or HE-ATCL tracks

- Aluminum surface mount track available in both clear and frosted cover for use with the 3528 and 5050 LED strip lights
- Provides a decorative look and secure place to attach your LED strip lights
- Flush mount requires a 5/8" wide 1/4" deep opening
- Hardware included



ACCESSORIES LED STRIPS



HE-3528FW

10 PACK

ADAPTER

- 3528 LED + Adapter



HE-3528CP

10 PACK

COUPLER

- 3528 LED coupler



HE-3528QC

5 PACK

QUICK CONNECT

- DC female quick connect for 3528 LEDs



HE-3528RA

10 PACK

ADAPTER

- 3528 LED right angle adapter



HE-3528T

10 PACK

ADAPTER

- 3528 LED T-adapter



HE-5050FW

10 PACK

ADAPTER

- 5050 LED + Adapter



HE-5050CP

10 PACK

COUPLER

- 5050 LED coupler



HE-5050QC

5 PACK

QUICK CONNECT

- DC female quick connect for 5050 LEDs



HE-5050RA

10 PACK

ADAPTER

- 5050 LED right angle adapter



HE-5050T

10 PACK

ADAPTER

- 5050 LED T-adapter



H-QC5050 **1** COLOR

QUICK CONNECT

- Quick connector for single color 5050 LED - 4 PACK
- 10 PACK - in anti-static bag **HE-QC5050**



H-EC5050 **1** COLOR

EXTENSION CONNECT

- Extension Connector for Single Color 5050 LED - 2 PACK
- 10 PACK - in anti-static bag **HE-EC5050**

ACCESSORIES LED STRIPS



H-QCRP 1 COLOR

QUICK CONNECT

- Quick connector w/12" lead for single color 3528 LED - 4 PACK
- 10 PACK - in anti-static bag **HE-QC**



H-ECRP 1 COLOR

QUICK CONNECT

- 12" extension connector for single color 3528 LED - 2 PACK
- 10 PACK - in anti-static bag **HE-EC**

RETAIL PKG

ANTI-STATIC

H-PS2

HE-PS2

2 AMP

POWER SUPPLY

- 12 volt 2 amp power supply for single color LEDs
- UL listed



HE-PS6UL

6 AMP

POWER SUPPLY

- 12 Volt 6 amp power supply
- UL listed



HE-LEDDIM

CONTROLLER

LED STRIP LIGHT IR DIMMER

- Inline dimmer for single color LED strip lights



HE-DIM

DIMMER

SINGLE COLOR

- Inline dimmer for single color LED strip lights
- Plug Inline with power cord of LED lights



HE-AMP

SINGLE

AMP SINGLE COLOR

- Inline amplifier for single color LED strip lights
- Add after each 5 meter roll



3M06396

3M

ADHESION PROMOTER

- Wipe surface with this to provide a strong bond between the surface and the 3M tape on the back of the LEDs
- Packed as single packets. 25 PACK TOTAL



HE-SPLIT4

SPLITTER

MALE TO 4 FEMALE

- 12V DC single male to 4 female splitter that can connect 4 LED lights to one power supply
- Great for displays



HE-SPLIT8

SPLITTER

MALE TO 8 FEMALE

- 12V DC single male to 8 female splitter that can connect 8 LED lights to one power supply
- Great for displays



HE-SPLIT16

SPLITTER

MALE TO 16 FEMALE

- 12V DC single male to 16 female splitter that can connect 16 LED lights to one power supply
- Great for displays

HE-MFQC

2 WIRE

F&M 2 WIRE CONNECTOR

- Male and female two wire connector adapter
- Allows simple plug-in to LED lights from a power and ground wire
- 2 PACK - 1 MALE, 1 FEMALE



HE-FQC5PK

2 WIRE

F 2 WIRE CONNECTOR

- Female two wire to connector adapter
- Allows simple plug-in to LED lights from a power and ground wire
- 5 PACK - FEMALE



HE-MQC5PK

2 WIRE

M 2 WIRE CONNECTOR

- Male two wire to connector adapter
- Allows simple plug-in to LED lights from a power and ground wire
- 5 PACK - MALE





**REPLACEMENT BULBS,
HEADLIGHTS &
TAILGATE LIGHTS**



LED VEHICLE



LED VEHICLE



REPLACEMENT

HEADLIGHTS & TAILGATE LIGHT



LED HEADLIGHT KITS



Heise has upgraded their replacement headlight kit product line to include many improved features. This product line is designed to replace weaker factory headlights with brighter, Low current consuming LED bulbs. 20 different models are offered to meet the demands of the most popular vehicle headlight sizes. New improvements to these High quality headlight kits make them brighter and even easier to install, in addition to offering more benefits to the installer and consumer.

The new LED headlight kits now offer even brighter light bulbs, increasing from 22 Watts per bulb to 25 Watts, and increasing the lumens from 4400 to 6000. The chipset has also been upgraded to use the 2nd Generation chipset.

Product improvements benefiting the installer include a new, more compact radial heatsink that requires less depth of space, making it easier to install in tight spots. External components that previously required the installer to find a place to put a “ballast” have also been redesigned. That “ballast” that housed the voltage and current monitoring circuits are now inside the compact radial heatsink Housing and protected from the elements. This new design change makes installation cleaner and easier.

Also Included in the new improvements is the ability to change the standard 6500K light bulb Color to 3000K or 8000K with Included films. This feature is available on all the headlight kit models, and allows installers to offer three different Color choices in one kit for their customer, while carrying fewer product SKUs in their inventory. Most of the new models also offer the ability to rotate the bulb to adjust the Beam pattern for the vehicle. Additionally, all of the new models now offer an IP67 rating that makes them even more water resistant.

LED HEADLIGHT KITS



LED **25** WATTS PER BULB

- 2nd Generation LED Chipset
- 6500K Color Temperature with 3000K & 8000K Films
- 6000 Lumens
- 25 Watts per Bulb (Single Beam Kits) and 25 Watt (Dual Beam Kits) per Bulb
- IP67 Rated
- Operating Temperature: -40°F to 176°F

AVAILABLE KITS: SINGLE BEAM

- HE-H1LED
- HE-H3LED
- HE-H7LED
- HE-H8LED
- HE-H10LED
- HE-H11LED
- HE-H16LED
- HE-5202LED
- HE-880LED
- HE-881LED
- HE-9005LED
- HE-9006LED
- HE-9012LED

AVAILABLE KITS:

- HE-PSX24LED
- HE-PSX26LED
- HE-P13LED

AVAILABLE KITS: DUAL BEAM

- HE-H4LED
- HE-H13LED
- HE-9004LED
- HE-9007LED

CANBUS DECODERS

- Use with Vehicles that have CANBUS Systems that Monitor the Headlights
- Stops the Headlights from Flashing and Have Simple Plug-n-Play Connections



HE-H4DE

- Use with the HE-H4LED



HE-H11DE

- Use with the HE-H11LED



HE-9004DE

- Use with the HE-9004LED



HE-9006DE

- Use with the HE-9006LED



HE-H7DE

- Use with the HE-H7LED



HE-H13DE

- Use with the HE-H13LED



HE-9005DE

- Use with the HE-9005LED



HE-9007DE

- Use with the HE-9007LED

VEHICLE LED HEADLIGHTS

5x7 INCH

17 LED

NEW!

HE-5X7B1 BLACK FRONT FACE

Wattage: (17) 5 Watt LEDs for a Total of 85 Watts
2400LM Low Beam, Draws 4.3a @ 13.8v
3500LM High Beam, Draws 6.2a @ 13.8v



5x7 INCH

17 LED

NEW!

HE-5X7S1 SILVER FRONT FACE

Wattage: (17) 5 Watt LEDs for a Total of 85 Watts
2400LM Low Beam, Draws 4.3a @ 13.8v
3500LM High Beam, Draws 6.2a @ 13.8v



4x6 INCH

18 LED

NEW!

HE-4X6B1 BLACK FRONT FACE

Wattage: (18) 3 Watt LEDs for a Total of 60 Watts
2400LM Low Beam, Draws 2.9a @ 13.8v
3500LM High Beam, Draws 4.3a @ 13.8v



4x6 INCH

18 LED

NEW!

HE-4X6S1 SILVER FRONT FACE

Wattage: (18) 3 Watt LEDs for a Total of 60 Watts
2400LM Low Beam, Draws 2.9a @ 13.8v
3500LM High Beam, Draws 4.3a @ 13.8v



COMMON FEATURES

HOUSING: DIE-CAST ALUMINUM

LED COLOR: 6500K

LENS: POLYCARBONATE

IP RATING: IP67



LIGHTING & ACCESSORIES



JEEP LIGHTING




JEEP

**LED HEADLIGHTS+FOG LIGHTS
+TAIL LIGHTS+BRACKETS**

JEEP LIGHTING



VEHICLE ACCESSORIES LED STRIPS



H-TTLB48	48 INCH	48 LED
H-TTLB60	60 INCH	60 LED

TAILGATE LIGHTBAR

- Pickup Truck Stop/Turn/Running Light/Reverse Tailgate LED Light Bar
- Prewired 4-Pin Trailer Harness Included for Simple Plug-n-Play Installation
- Reverse Wire can be Hardwired in if so Desired
- Sealed Light Bar Prevents Moisture and Dust From Entering
- Mounts with 3M Tape so No Drilling Required
- IP65 Rated





FITS JEEP LED HEADLIGHT SETS

7 INCH **6** LED **ROUND**

HE-PBHL701 **BLACK FRONT FACE**

HE-PSHL701 **SILVER FRONT FACE**

Wattage: (2) 10 Watt and (4) 5 Watt
CREE LEDs per Housing
2000LM Low Beam, Draws 1.8a @ 13.8v
3000LM High Beam, Draws 2.6a @ 13.8v



7 INCH **4** LED **ROUND WITH HALO/TURN SIGNAL**

HE-PBHL702 **BLACK FRONT FACE**

HE-PSHL702 **SILVER FRONT FACE**

Wattage: (4) 10 Watt CREE LEDs per Housing
2000LM Low Beam, Draws 1.9a @ 13.8v
3000LM High Beam, Draws 2.7a @ 13.8v

- White Angel Eye Halo Connects to Running Lights and Flashes Amber with Turn Signal Connection



7 INCH **6** LED **ROUND WITH ROUND HALO**

HE-PBHL702RGB **BLACK FRONT FACE**

Wattage: (4) 10 Watt CREE LEDs per Housing
2000LM Low Beam, Draws 1.9a @ 13.8v
3000LM High Beam, Draws 2.7a @ 13.8v

- RGB Angel Eye Halo



RGB LEDs



COMMON FEATURES

LED COLOR: 6500K

CONNECTOR: H4

IP RATING: IP67

INCLUDED: HE-H4H13DE INCLUDED FOR USE IN 2007 AND NEWER JEEP WRANGLERS

CONTROL BOX

Control box is required for operation
HE-2CHRGC (Sold Separately)

When Used in Conjunction with
HE-JWBFL02RGB use the HE-4CHRGC
(Sold Separately)



FITS JEEP LED HEADLIGHT SETS



7 INCH / **6** LED **ROUND WITH PARTIAL HALO**

HE-PBHL703 BLACK FRONT FACE

HE-PSHL703 SILVER FRONT FACE

Wattage: (6) 10 Watt CREE LEDs per Housing
2000LM Low Beam, Draws 2.1a @ 13.8v
3000LM High Beam, Draws 2.9a @ 13.8v

- White partial angel eye halo connects to running lights
And flashes amber with turn signal connection



7 INCH / **13** LED **ROUND WITH PARTIAL HALO**

HE-PBHL704 BLACK FRONT FACE

Wattage: (13) 5 Watt Osram LEDs per Housing
841LM Low Beam, Draws 1.3a @ 13.8v
1834LM High Beam, Draws 2.2a @ 13.8v

- White partial angel eye halo connects to running
lights and flashes amber with turn signal connection



7 INCH / **2** LED **ROUND**

HE-PRHL705 REFLECTIVE HOUSING

Wattage: (2) 10 Watt CREE LEDs per Housing
1000LM Low Beam, Draws 0.6a @ 13.8v
1600LM High Beam, Draws 1.5a @ 13.8v

- White light bar connects to running lights,
flashes amber with turn signal connection



COMMON FEATURES

LED COLOR: 6500K

CONNECTOR: H4

IP RATING: IP67

INCLUDED: HE-H4H13DE INCLUDED FOR
USE IN 2007 AND NEWER JEEP WRANGLERS




FITS JEEP LED HEADLIGHT SETS

HE-H4H13DE

H4 CONNECTOR TO H13 CONNECTOR

- Includes CANBUS decoder to eliminate bulb out light and flickering of headlight
- Use with any of the Heise 7" headlights in 2007 and newer Jeep Wranglers
- Comes as a Set: (2) adapters (2) CANBUS decoders
- HE-H4H13DE included with all Heise Jeep 7" headlight kits



4 INCH **6** LED **ROUND**

HE-JWBFL01 BLACK FRONT FACE

HE-JWSFL01 SILVER FRONT FACE

Wattage: (6) 5 Watt CREE LEDs
Raw Lumens: 1440 per light
Current Consumption @ 13.8V: 1.3 A



- Fits NEW 2018 Jeep JL with harness JWFLAH

4 INCH **3** LED **WHITE ANGEL EYE HALO**
CONNECTS TO RUNNING LIGHTS

HE-JWBFL02 BLACK FRONT FACE

Wattage: (3) 10 Watt CREE LEDs
Raw Lumens: 1200 per light
Current Consumption @ 13.8V: 1.4 A (Halo Off) 1.6 A (Halo On)



- Fits NEW 2018 Jeep JL with harness JWFLAH

COMMON FEATURES

LENS: POLYCARBONATE

LED COLOR: 6500K

CONNECTOR: H4

IP RATING: IP67

CONNECTOR: 9145 CONNECTOR FOR USE ON 2007-2009 JEEP WRANGLERS

HARNES: 2010 TO CURRENT JEEP WRANGLERS NEED ADAPTER HARNESS HE-JWFLAH

FOG LIGHTS: REPLACEMENT LED FOG LIGHTS FOR 2007 TO CURRENT JEEP WRANGLERS

FITS JEEP LED FOG LIGHT SETS

W
WATER
RESISTANT

H
H4
Connector

2010 UP

2 PACK

**9145 CONNECTOR TO
PSX24W CONNECTOR**

HE-JWFLAH ADAPTER HARNESS

- Adapter Harness for Fog Lights
- Adapts 9145 Connector to PSX24W Connector
- Use with Heise Fog Lights HE-JWBFL01, HE-JWSFL01, or HE-JWBFL02
- Makes Connections Plug-n-Play
- Comes (2) in a Package

• Jeep JL fog light harness



4 INCH

3 LED

**WHITE ANGEL EYE HALO
CONNECTS TO RUNNING LIGHTS**

HE-JWBFL02RGB BLACK FRONT FACE

Wattage: (3) 10 Watt CREE LEDs

Raw Lumens: 1200 per Light

Current Consumption @ 13.8V: 1.4 A (Halo Off) 1.6 A (Halo On)

• Fits NEW 2018 Jeep JL with harness JWFLAH



COMMON FEATURES

LED COLOR: 6500K

LENS: POLYCARBONATE

IP RATING: IP67

CONNECTOR: 9145 CONNECTOR FOR USE ON 2007-2009 JEEP WRANGLERS

HARNESS: 2010 TO CURRENT JEEP WRANGLERS NEED ADAPTER HARNESS HE-JWFLAH

FOG LIGHTS: REPLACEMENT LED FOG LIGHTS FOR 2007 TO CURRENT JEEP WRANGLERS

CONTROL BOX

Control box is required for operation HE-2CHRGBC (Sold Separately)

When Used in Conjunction with HE-PBHL702RGB use the HE-4CHRGBC (Sold Separately)



W
WATER
RESISTANT

S
SMOKED
LENS

T
TRANSPARENT
LENS

FITS JEEP WRANGLER 2007-UP* LIGHTING

* EXCLUDES 2018 JEEP JL

HE-JKMR **3** WATTS **11** LED **NEW!**

LED SIDE MIRROR COVERS

- (9) 3 Watt White and (2) 1 Watt Amber
- Integrated Running Lights and Turn Signals



HE-JWSSM **4** WATTS **8** LED

SIDE MARKERS

- (8) 2835 LEDs for a Total of 4 Watts



HE-JWSTS **4** WATTS **8** LED

TURN SIGNALS

- (8) 2835 LEDs for a Total of 4 Watts
- Has Resistors Built-In to Eliminate Bulb Out Warning or Rapid Flash



HE-JWTLO1S **19** WATTS **32** LED

LED TAIL LIGHTS

- Turn Signal (14) 1 Watt LEDs, Brake Light (6) .5 Watt LEDs and Running Light (12) .2 Watt LEDs
- Gives your Jeep Wrangler a New, Updated Look




COMMON FEATURES

USAGE: PLUGS INTO OEM HARNESS **LED COLOR:** 2000K **LENS:** SMOKED **IP RATING:** IP67

HE-LR **50** WATTS **1** PAIR

6 OHM LOAD RESISTOR



FITS JEEP WRANGLER 2007-UP* LIGHTING

* EXCLUDES 2018 JEEP JL

W WATER RESISTANT
S SMOKED LENS
T TRANSPARENT LENS

HE-JWTLO1T 19 WATTS 32 LED

LED TAIL LIGHTS

- Turn Signal (14) 1 Watt LEDs, Brake Light (6) .5 Watt LEDs and Running Light (12) .2 Watt LEDs
- Gives your Jeep Wrangler a New, Updated Look



HE-JWTLO2 19 WATTS 29 LED

LED TAIL LIGHTS

- Turn signal (10) 1 Watt LEDs, Brake Light (2) 3 Watt LEDs and Running Light (17) 1 Watt LEDs
- Gives your Jeep Wrangler a Rugged Look



HE-JWTTLT 6 WATTS 6 LED

LED THIRD TAIL LIGHT

- (6) 1 Watt CREE LEDs
- Replaces the OEM Third Tail Light



HE-JWTTLB 6 WATTS 6 LED

LED THIRD TAIL LIGHT

- (6) 1 Watt CREE LEDs
- Replaces the OEM Third Tail Light



USAGE: PLUGS INTO OEM HARNESS

LED COLOR: 2000K

LENS: TRANSPARENT

IP RATING: IP67

COMMON FEATURES

HE-JWSTL 1 WATT 85 LED **NEW!**

LED SPARE TIRE LIGHT

- (85) 1 Watt LEDs
- Brake light





MOTORCYCLE LIGHTS



MOTORCYCLE
LIGHTS



UNIVERSAL FIT

MOTORCYCLE LIGHTS



MOTORCYCLE
LIGHTS



MOTORCYCLE LED HEADLIGHTS

7 INCH **8** LED **NEW!**

VICTORY 2007-2015
CROSS-COUNTRY, CROSS-COUNTRY TOUR,
CROSS ROADS AND HARD BALL

- HE-VICB1 BLACK FRONT FACE**
- HE-VICS1 SILVER FRONT FACE**

Wattage: 60 Watt High Beam, 40 Watt Low Beam
2800LM Low Beam, Draws 2.9a @ 13.8v
3450LM High Beam, Draws 4.3a @ 13.8v



7 INCH **6** LED **ROUND**

- HE-BHL701 BLACK FRONT FACE**
- HE-SHL701 SILVER FRONT FACE**

Wattage: (2) 10 Watt and (4) 5 Watt CREE LEDs
2000LM Low Beam, Draws 1.8a @ 13.8v
3000LM High Beam, Draws 2.6a @ 13.8v



7 INCH **4** LED **ROUND WITH HALO**

- HE-BHL702 BLACK FRONT FACE**
- HE-SHL702 SILVER FRONT FACE**

Wattage: (4) 10 Watt CREE LEDs
2000LM Low Beam, Draws 1.9a @ 13.8v
3000LM High Beam, Draws 2.7a @ 13.8v

- White Angel Eye Halo Connects to Running Lights



COMMON FEATURES

LED COLOR: 6500K

CONNECTOR: H4

LENS: POLYCARBONATE

DESIGN: DESIGNED FOR USE WITH MOST
MOTORCYCLES USING A 7" HEADLIGHT

MOTORCYCLE LED HEADLIGHTS



7 INCH **6** LED **ROUND WITH PARTIAL HALO**

HE-BHL703 **BLACK FRONT FACE**

HE-SHL703 **SILVER FRONT FACE**

Wattage: (6) 10 Watt CREE LEDs
2000LM Low Beam, Draws 2.1a @ 13.8v
3000LM High Beam, Draws 2.9a @ 13.8v

- Partial Halo Side Flashes Amber w/Turn Signal Connection



7 INCH **4** LED **ROUND WITH RGB HALO**

HE-BHL702RGB **BLACK FRONT FACE**

Wattage: (4) 10 Watt CREE LEDs
RGB Angel Eye Halo
2000LM Low Beam, Draws 1.9a @ 13.8v
3000LM High Beam, Draws 2.7a @ 13.8v



RGB LEDS



Includes RGB Control Box



7 INCH **13** LED **ROUND WITH PARTIAL HALO**

HE-BHL704 **BLACK FRONT FACE**

Wattage: (13) 5 Watt LEDs
841LM Low Beam, Draws 1.3a @ 13.8v
1834LM High Beam, Draws 2.2a @ 13.8v



COMMON FEATURES

LED COLOR: 6500K

CONNECTOR: H4

LENS: POLYCARBONATE

RUNNING LIGHTS: WHITE PARTIAL ANGEL EYE HALO CONNECTS TO RUNNING LIGHTS

W
WATER
RESISTANT

H
H4
Connector

MOTORCYCLE LED HEADLIGHTS

5.6 INCH **8** LED **ROUND WITH
PARTIAL HALO**

HE-BHL561 **BLACK FRONT FACE**

HE-SHL561 **SILVER FRONT FACE**



Wattage: (8) 5 Watt CREE LEDs
1350LM Low Beam, Draws 1.6a @ 13.8v
1770LM High Beam, Draws 2.1a @ 13.8v

5.6 INCH **8** LED **ROUND**

HE-BHL562 **BLACK FRONT FACE**

HE-SHL562 **SILVER FRONT FACE**



Wattage: (8) 5 Watt CREE LEDs
1350LM Low Beam, Draws 1.2a @ 13.8v
1770LM High Beam, Draws 1.9a @ 13.8v
H4 Connector

5.6 INCH **9** LED **ROUND**

HE-RGHKB **BLACK FRONT FACE**

HE-RGHKS **SILVER FRONT FACE**



Wattage: (9) 5 Watt Osram LEDs
2000LM Low Beam, Draws 1.2a @ 13.8v
3500LM High Beam, Draws 1.9a @ 13.8v
H4 Connector

COMMON FEATURES

LED COLOR: 6500K

LENS: POLYCARBONATE

RUNNING LIGHTS: WHITE PARTIAL ANGEL
EYE HALO CONNECTS TO RUNNING LIGHTS

MOTORCYCLE LED HEADLIGHTS

W
WATER
RESISTANT

H
H4
Connector

C
9145
Connector

4.5 INCH **6** LED AUXILIARY
PAIR

HE-BAL451 BLACK FRONT FACE

HE-SAL451 SILVER FRONT FACE

Wattage: (6) 5 Watt CREE LEDs
1260LM Low Beam, Draws 1.3a @ 13.8v
9145 Connector with Pigtail



4.5 INCH **6** LED AUXILIARY
PAIR W/HALO

HE-BAL452 BLACK FRONT FACE

HE-SAL452 SILVER FRONT FACE

Wattage: (6) 5 Watt CREE LEDs
1260LM Low Beam, Draws 1.6a @ 13.8v
9145 Connector with Pigtail



HE-HB7 **7** INCH RETAINING RING

FITS 2013-OLDER HARLEY-DAVIDSON

- Use when Replacing 7" Headlights on 2013 and Older Harley-Davidson Motorcycles
- Zinc Plated for Corrosion Resistance



HE-H44PIN **7** INCH H4 CONNECTOR TO 4PIN
ADAPTER HARNESS

FITS 2014-UP HARLEY-DAVIDSON

- Adapts H4 to 4 Pin Harley-Davidson Connector
- Use When Replacing the Headlight
- Some Splicing may be Required





**APPAREL,
DISPLAYS
& MORE**



MERCHANDISE



MERCHANDISE & DISPLAYS

HE-DISP-MTBL1 MARINE LIGHTBAR DISPLAY

- High Quality Printed Graphics
- Lightweight Rigid Material
- Dimensions: 27.5”h x 18”w x 6”d
- Power Supply and Wiring Included

PARTS:

1X HE-MSR14, 1X HE-MCL2 & 1X HE-MCL3



HE-DISP-TBL1 LIGHTBAR DISPLAY 1

- High Quality Printed Graphics
- Lightweight Rigid Material
- Dimensions: 27.5”h x 18”w x 6”d
- Power Supply and Wiring Included

PARTS:

1x HE-BDR14
1X HE-BCL2S
1X HE-CL2SA



HE-DISP-TBL2 LIGHTBAR DISPLAY 2

PARTS:

2X HE-TL1RGB,
2X HE-ML1RGB
1X HE-TL1DIV,
1X HE-ML1DIV
2X ARB1,
1X HE-CBRGB
2X 5MRGB-1 (SEGMENTS)
1X HE-JWBFL02RGB



HE-DISP-HL HEADLIGHT DISPLAY

- High Quality Printed Graphics
- 1x 9007 LED Dual Beam Bulb
- AA Batteries (not included)



HE-LEDDISPLAY LED STRIP DISPLAY

- High Quality Printed Graphics
- Lightweight Rigid Material
- Color LEDs Mounted for Light Sampling
- Dimensions: 12”h x 9.5”w



MERCHANDISE & DISPLAYS

A-FRAME DISPLAY

- Dimensions: 48" x 24"
- High Quality Print
- Includes Reinforced Holes for Hanging



HE-AFM1

PARTS:

HE-BHL701
HE-BHL702RGB
HE-BHL703
HE-BHL704
HE-SHL561
HE-BHL562
HE-RGHKB
HE-SAL451
HE-BAL452
HE-HB7
HE-H44PIN

HE-AFM2

PARTS:

HE-PBHL701
HE-PBHL702RGB
HE-BHL703
HE-PBHL704
HE-PRHL705
HE-JWSFLO1
HE-JWBFL02
HE-JWSSM
HE-JWSTS
HE-JWTL01S
HE-JWTTLB
HE-JWTL01T
HE-JWTL02
HE-JWTTLT

HE-AFM3

PARTS:

HE-FMTL1
HE-FMTL1A
HE-TL1B
HE-TL1G
HE-FMML1G
HE-FMML1R
HE-ML1
HE-ML1A
HE-HCL2
HE-CL2G
HE-CL3
HE-BCL2S
HE-FMDL1
HE-WL1
HE-WL2
HE-WL3
HE-SR14
HE-TR10
HE-BDR30

HE-AFM4

PARTS:

HE-MDR8
HE-MSR14
HE-MDRC30
HE-MHCL2
HE-MHCL3
HE-MCL1
HE-MCL2
HE-MCL3
HE-MFMCL3
HE-4MLRGBK
HE-ML1
HE-ML1G
HE-FMML1B
HE-FMML1R
HE-ML1DIV

HE-AFRAMEDISP

HE-STICKER

HEISE STICKERS



- 1.5"H X 5.75"W Silver Diecut Vinyl

HE-DISPSTKR

TORTURE SHELF TALKER

- Call To Action By Your Display

MERCHANDISE & DISPLAYS

XL DISPLAY

- Dimensions: 78”h x 39.5”w x 13.5”d
- Large Black Powder Coated Metal Display
- Metal Pegboard for High Strength



HE-LARGETOP

- Heise Large Top Decal

RACK750

PARTS:

- H-RGB5MRK2 (X4)
- H-RGB5MRK1 (X4)
- H-A550 (X1)
- H-B550 (X1)
- H-G550 (X1)
- H-IB550 (X1)
- H-PK550 (X1)
- H-PP550 (X1)
- H-R550 (X1)
- H-W550 (X1)
- H-CW550 (X1)
- H-WW550 (X1)
- H-RGBC-1 (X2)

SKINNY DISPLAY

- Dimensions: 72”h x 20”w x 13.5”d
- Black Powder Coated Metal Display
- Metal Pegboard for High Strength

HEISE DECALS

HE-700TOP HE-700BOT

- Heise Small Top Decal HE-700TOP
- Heise Small Bottom Decal HE-700BOT



HE-RACK7001

PARTS:

- H-RGB5MRK2 (X2)
- H-RGB5MRK1 (X2)
- H-A550 (X1)
- H-B550 (X1)
- H-G550 (X1)
- H-IB550 (X1)
- H-R550 (X1)
- H-W550 (X1)
- H-RGBC-1 (X2)

HE-RACK7002

PARTS:

- H-RGB5MRK2 (X2)
- H-RGB5MRK1 (X2)
- H-CW550 (X2)
- H-WW550 (X2)
- H-W550 (X2)
- H-RGBC-1 (X2)

HE-RACK7003

PARTS:

- H-RGB5MRK2 (X2)
- H-RGB5MRK1 (X2)
- H-A535 (X1)
- H-B535 (X1)
- H-G535 (X1)
- H-IB535 (X1)
- H-R535 (X1)
- H-W535 (X1)
- H-RGBC-1 (X2)



HEISE-SLATHDR SLATWALL HEADER

- High Quality Printed Logo Graphic
- Lightweight Rigid Material
- Dimensions: 48”h x 8”w



HE-BANNER HEISE BANNER

- High Quality Printed Banner
- Includes Reinforced Holes for Hanging
- Dimensions: 48”h x 24”w

HE-TSHIRTL

LARGE

- Black Shirt with White & Red Screenprint on Front & Back

HE-TSHIRTXL

X-LARGE

HE-TSHIRTXXL

XX-LARGE



HEISE-HAT

- One Size Fits All
- Black

