

HELPER SPRINGS | AIR SUSPENSION | SWAY BARS | END LINKS | AND MORE



AFTERMARKET UPGRADES - FLEET - ORIGINAL EQUIPMENT MFG - MILITARY

MADE IN
★ USA





CONTENTS

| | |
|---|--------------|
| HELPER SPRINGS AND AIR SUSPENSION | 3-10 |
| TRACTION SPRINGS | 11 |
| CONTACT HELPER SPRINGS | 11 |
| COMPRESSORS | 11 |
| SPRING SLING | 11 |
| AIR BAG LIFT SPACERS | 11 |
| FRAME FX | 13 |
| CONTROL ARM BRACES | 15 |
| TRUCK, RV, SUV & VAN SWAY BARS | 19-26 |
| POWERSPORTS SWAY BARS | 27 |
| END LINKS | 28 |
| CAR SWAY BARS | 29-31 |

THE WORLD IS YOUR PLAYGROUND

Don't let your hauler be the holdup. Explore the uncharted with confidence when you bring your toys out to play. With adventure around every corner, we've got you and your cargo covered with our **FORGED SWAY BARS** and **BIG WIG AIR BAGS**.



| YEAR | APPLICATION | EZ-550 | | EZ-980 | | EZ-1000 | | PRO-SERIES | | LOAD PRO (LP-25 and LP-35 Require Install Kit) | | | AIR KIT | |
|---|---|--------|---------------------|--------|-----|---------|-------|------------|--|--|-------|-------|---------|-------|
| | | NOTES | | NOTES | | NOTES | | NOTES | | LP-15 | LP-25 | LP-35 | NOTES | NOTES |
| DODGE | | | | | | | | | | | | | | |
| 70-03 | B100, B150 | N/A | 991 | S | N/A | | N/A | N/A | | 2510 | 3510 | N/A | | |
| | Install Kit (Required in addition to spring kit for LP-25 and LP-35 only) | | 2-1/2" Wide Springs | | | | | | | 25250 | 25250 | | | |
| | Install Kit (Required in addition to spring kit for LP-25 and LP-35 only) | | 3" Wide Springs | | | | | | | 25300 | 25300 | | | |
| 70-03 | B200, B300, B400 | N/A | 991 | S | N/A | | N/A | N/A | | 2510 | 3510 | N/A | | |
| | Install Kit (Required in addition to spring kit for LP-25 and LP-35 only) | | 2-1/2" Wide Springs | | | | | | | 25250 | 25250 | | | |
| | Install Kit (Required in addition to spring kit for LP-25 and LP-35 only) | | 3" Wide Springs | | | | | | | 25300 | 25300 | | | |
| 70-85 | B, MB, F300-F400 | N/A | N/A | | N/A | | N/A | N/A | | 9510 | 3510 | N/A | | |
| | Install Kit (Required in addition to spring kit for LP-25 and LP-35 only) | | | | | | | | | 25300 | 25300 | | | |
| 86-98 | B350 Cutaway Chassis | N/A | N/A | | N/A | | N/A | N/A | | 9510 | 9511 | N/A | | |
| | Install Kit (Required in addition to spring kit for LP-25 and LP-35 only) | | | | | | | | | 25300 | 25300 | | | |
| 70-93 | D100 2wd Pickup | N/A | 991 | S | N/A | | 61902 | N/A | | 2505 | 3505 | 6400 | D | |
| | Install Kit (Required in addition to spring kit for LP-25 and LP-35 only) | | 2-1/2" Wide Springs | | | | | | | 25250 | 25250 | | | |
| | Install Kit (Required in addition to spring kit for LP-25 and LP-35 only) | | 3" Wide Springs | | | | | | | 25300 | 25300 | | | |
| For air bags on lifted vehicles using a non-tapered lift block, use P/N 4822 spacer for a 2" rear lift and P/N 4824 spacer for a 4" rear lift | | | | | | | | | | | | | | |
| 70-93 | W150 4wd Pickup | N/A | 991 | S | N/A | | 61902 | N/A | | 2510 | 3510 | 6400 | D | |
| | Install Kit (Required in addition to spring kit for LP-25 and LP-35 only) | | 2-1/2" Wide Springs | | | | | | | 25250 | 25250 | | | |
| | Install Kit (Required in addition to spring kit for LP-25 and LP-35 only) | | 3" Wide Springs | | | | | | | 25300 | 25300 | | | |
| For air bags on lifted vehicles using a non-tapered lift block, use P/N 4822 spacer for a 2" rear lift and P/N 4824 spacer for a 4" rear lift | | | | | | | | | | | | | | |
| 94-02 | 1500 2wd/4wd Pickup | N/A | 994 | | N/A | | 61902 | N/A | | 2520 | 3520 | 6400 | D | |
| | Install Kit (Required in addition to spring kit for LP-25 and LP-35 only) | | 2-1/2" Wide Springs | | | | | | | 25250 | 25250 | | | |
| | Install Kit (Required in addition to spring kit for LP-25 and LP-35 only) | | 3" Wide Springs | | | | | | | 25300 | 25300 | | | |
| For air bags on lifted vehicles using a non-tapered lift block, use P/N 4822 spacer for a 2" rear lift and P/N 4824 spacer for a 4" rear lift | | | | | | | | | | | | | | |
| 03-08 | 1500 2wd Pickup except Mega Cab | N/A | 982 | L | N/A | | 61901 | N/A | | 2527 | 3527 | 6210 | | |
| | Install Kit (Required in addition to spring kit for LP-25 and LP-35 only) | | 2-1/2" Wide Springs | | | | | | | 25250 | 25250 | | | |
| | Install Kit (Required in addition to spring kit for LP-25 and LP-35 only) | | 3" Wide Springs | | | | | | | 25300 | 25300 | | | |
| For air bags on lifted vehicles using a non-tapered lift block, use P/N 4822 spacer for a 2" rear lift and P/N 4824 spacer for a 4" rear lift | | | | | | | | | | | | | | |
| 03-08 | 1500 4wd Pickup except Mega Cab | N/A | 982 | L | N/A | | 61901 | N/A | | 2527 | 3527 | 6211 | | |
| | Install Kit (Required in addition to spring kit for LP-25 and LP-35 only) | | 2-1/2" Wide Springs | | | | | | | 25250 | 25250 | | | |
| | Install Kit (Required in addition to spring kit for LP-25 and LP-35 only) | | 3" Wide Springs | | | | | | | 25300 | 25300 | | | |
| For air bags on lifted vehicles using a non-tapered lift block, use P/N 4822 spacer for a 2" rear lift and P/N 4824 spacer for a 4" rear lift | | | | | | | | | | | | | | |
| 03-08 | 1500 2wd Pickup Mega Cab | N/A | N/A | | N/A | | 61901 | N/A | | 2527 | 3527 | 6215 | | |
| | Install Kit (Required in addition to spring kit for LP-25 and LP-35 only) | | 2-1/2" Wide Springs | | | | | | | 25250 | 25250 | | | |
| | Install Kit (Required in addition to spring kit for LP-25 and LP-35 only) | | 3" Wide Springs | | | | | | | 25300 | 25300 | | | |
| For air bags on lifted vehicles using a non-tapered lift block, use P/N 4828 spacer for a 2" rear lift and P/N 4830 spacer for a 4" rear lift | | | | | | | | | | | | | | |
| 03-08 | 1500 4wd Pickup Mega Cab | N/A | N/A | | N/A | | 61901 | N/A | | 2527 | 3527 | 6215 | | |
| | Install Kit (Required in addition to spring kit for LP-25 and LP-35 only) | | 2-1/2" Wide Springs | | | | | | | 25250 | 25250 | | | |
| | Install Kit (Required in addition to spring kit for LP-25 and LP-35 only) | | 3" Wide Springs | | | | | | | 25300 | 25300 | | | |
| For air bags on lifted vehicles using a non-tapered lift block, use P/N 4828 spacer for a 2" rear lift and P/N 4830 spacer for a 4" rear lift | | | | | | | | | | | | | | |
| 09-17 | 1500 2wd/4wd Pickup | N/A | N/A | | N/A | | N/A | N/A | | N/A | N/A | | | |
| | Powerlift Rear Air Suspension (Replaces Rear Coil Springs) | | | | | | | | | | | 6299 | D | |
| | Powerlift Rear Air Suspension (w/o compressor, level valve, & tank) | | | | | | | | | | | 6298 | D | |
| 70-93 | D200 2wd Pickup | N/A | N/A | | N/A | | 61902 | N/A | | 2505 | 3505 | 6400 | D | |
| | Install Kit (Required in addition to spring kit for LP-25 and LP-35 only) | | 2-1/2" Wide Springs | | | | | | | 25250 | 25250 | | | |
| | Install Kit (Required in addition to spring kit for LP-25 and LP-35 only) | | 3" Wide Springs | | | | | | | 25300 | 25300 | | | |
| For air bags on lifted vehicles using a non-tapered lift block, use P/N 4822 spacer for a 2" rear lift and P/N 4824 spacer for a 4" rear lift | | | | | | | | | | | | | | |
| 70-93 | D300 2wd Pickup | N/A | N/A | | N/A | | 61902 | N/A | | 2505 | 3505 | 6400 | D | |
| | Install Kit (Required in addition to spring kit for LP-25 and LP-35 only) | | 2-1/2" Wide Springs | | | | | | | 25250 | 25250 | | | |
| | Install Kit (Required in addition to spring kit for LP-25 and LP-35 only) | | 3" Wide Springs | | | | | | | 25300 | 25300 | | | |
| For air bags on lifted vehicles using a non-tapered lift block, use P/N 4822 spacer for a 2" rear lift and P/N 4824 spacer for a 4" rear lift | | | | | | | | | | | | | | |

| FOOTNOTES | | |
|-----------|--|---|
| A | Must remove factory contact overload contact springs or use 9705 contact overload helper | P Leaf and Mounting Kit packaged together |
| B | Big Wig Bags | R Rear half only due to clearance |
| C | Must remove factory contact overload contact springs or use 9703 contact overload helper | S Can also use Step Bracket Style Leaf 1801 for 2.5" wide springs and 1803 for 3.0" wide springs |
| D | Requires drilling | V Must remove factory overload contact springs - removal of contact overload springs may require U-bolt and center bolt replacement |
| F | Special design leaf pack, call for more details | |
| L | Step bracket style leaf | |

HELPER SPRINGS & AIR SUSPENSION

Table with columns: YEAR, APPLICATION, EZ-550 NOTES, EZ-990 NOTES, EZ-1000 NOTES, PRO-SERIES NOTES, LP-15 NOTES, LP-25 NOTES, LP-35 NOTES, AIR KIT NOTES, and LOAD PRO (LP-25 and LP-35 Require Install Kit). Rows include DODGE (CONTINUED) models like W250 4wd Pickup, 2500 2wd/4wd Pickup, 3500 2wd/4wd Pickup, 2500 2wd/4wd Pickup, 2013 2500 2wd/4wd Pickup, 14-17 2500 2wd/4wd Pickup, 03-13 3500 2wd/4wd Pickup incl Dually, 14-17 3500 2wd Pickup incl Dually, 14-17 3500 4wd Pickup incl Dually, 2017 3500 Cab and Chassis 2wd/4wd, 65-73 M300, 70-73 M375, M400 Motorhome Chassis, 74-81 M300-M500, R, 90-04 Dakota Pickup 2wd w/ Rear ABS Only, 90-04 Dakota Pickup 4wd w/ Rear ABS Only, 05-11 Dakota Pickup 2wd/4wd, 97-03 Durango 2wd/4wd, 14-16 ProMaster 1500, 2500, 3500, 04-16 Sprinter 2500, 3500 Van 2wd/4wd multi leaf application only, 84-06 Voyager, Caravan.

Table with columns: YEAR, APPLICATION, EZ-550 NOTES, EZ-990 NOTES, EZ-1000 NOTES, PRO-SERIES NOTES, LP-15 NOTES, LP-25 NOTES, LP-35 NOTES, AIR KIT NOTES, and LOAD PRO (LP-25 and LP-35 Require Install Kit). Rows include FORD models like Bronco (not Bronco II), Courier, E150 Van, E250, E350 Van, E350 Cutaway Chassis, E250, E350 Van, E350 Super Duty Cutaway Chassis (Dual Wheel), E40, E-450 with 5 Leaf Stack, E40, E-450 with 11 Leaf Stack, Excursion 2wd/4wd, Explorer, Mountaineer w/ 2-1/2" Leaf, Explorer, Mountaineer w/ 3" Leaf, Explorer Sport w/ 3" Leaf, Explorer Sport Trac w/o composite (plastic) leaf, F100 Pickup 2wd, F100 Pickup 4wd, F100, F150 Pickup 2wd/4wd, F100, F150 Pickup 2wd/4wd, F150 Pickup 2wd/4wd (except SuperCrew), F150 Pickup Super Crew 2wd, F150 Pickup Super Crew 4wd.

FOOTNOTES

Footnote table with columns: Letter (A, B, C, D, E, F, L), Description (Must remove factory contact overload contact springs or use 9705 contact overload helper, Big Wig Bags, Must remove factory contact overload contact springs or use 9703 contact overload helper, Requires drilling, Special design leaf pack, call for more details, Step bracket style leaf), and Action (P, R, S, V) with corresponding notes like Leaf and Mounting Kit packaged together, Rear half only due to clearance, Can also use Step Bracket Style Leaf 1801 for 2.5" wide springs and 1803 for 3.0" wide springs, Must remove factory overload contact springs - removal of contact overload springs may require U-bolt and center bolt replacement.

Table with columns: YEAR, APPLICATION, EZ-550 NOTES, EZ-980 NOTES, EZ-1000 NOTES, PRO-SERIES NOTES, LP-15 NOTES, LP-25 NOTES, LP-35 NOTES, AIR KIT NOTES. Includes sections for GM (CONTINUED) and MAZDA.

Table with columns: YEAR, APPLICATION, EZ-550 NOTES, EZ-980 NOTES, EZ-1000 NOTES, PRO-SERIES NOTES, LP-15 NOTES, LP-25 NOTES, LP-35 NOTES, AIR KIT NOTES. Includes sections for GM (CONTINUED), MAZDA, MERCEDES, and FOOTNOTES.

| YEAR | APPLICATION | LOAD PRO (LP-25 and LP-35 Require Install Kit) | | | | | | | | | |
|---|---|--|-----------------|------------------|---------------------|----------------|----------------|----------------|----------------|------------------|------------------|
| | | EZ-550 NOTES | EZ-980 NOTES | EZ-1000 NOTES | PRO-SERIES NOTES | LP-15 NOTES | LP-25 NOTES | LP-35 NOTES | LP-35 NOTES | AIR KIT NOTES | AIR KIT NOTES |
| NISSAN | | | | | | | | | | | |
| 87-04 | Hardbody, Frontier Pickup 2wd/4wd | 550 | N/A | 1265 | N/A | 1565 | N/A | N/A | N/A | N/A | |
| 05-17 | Frontier Pickup 2wd/4wd | N/A | N/A | 1908 F | N/A | N/A | N/A | N/A | N/A | N/A | |
| 11-17 | NV1500, NV2500, NV3500 Van | N/A | N/A | N/A | 61908 | N/A | N/A | N/A | N/A | N/A | |
| 68-86 | Pickup 2wd/4wd | 550 | N/A | 1250 | N/A | 1515 | N/A | N/A | N/A | N/A | |
| 04-17 | Titan Pickup 2wd/4wd | N/A | 988 | N/A | 1905 F | N/A | N/A | N/A | N/A | N/A | |
| 16-17 | TitanXD Pickup 4wd 6306 air only fits diesel models | N/A | 977 | N/A | 1903 F | N/A | N/A | N/A | N/A | 6306 B | |
| For air bags on lifted vehicles using a non-tapered lift block, use P/N 4828 spacer for a 2" rear lift and P/N 4830 spacer for a 4" rear lift | | | | | | | | | | | |

| | | | | | | | | | | | |
|--|---|-----|-----|------|--------|--------|-----|-----|-----|------|--|
| TOYOTA | | | | | | | | | | | |
| 05-16 | Hilux Pickup 4wd | N/A | N/A | N/A | N/A | 1911 F | N/A | N/A | N/A | N/A | |
| 72-04 | Pickup, Tacoma 2wd except Pre-Runner | 550 | N/A | 1250 | N/A | 1515 | N/A | N/A | N/A | N/A | |
| 84-93 | 1 Ton Dually Pickup & RV Cutaway 2wd | N/A | N/A | N/A | N/A | 1560 | N/A | N/A | N/A | N/A | |
| 79-99 | Pickup, Tacoma 4wd and Pre-Runner | 550 | N/A | N/A | N/A | 815 R | N/A | N/A | N/A | N/A | |
| 00-04 | Tacoma Pickup 4wd and Pre-Runner | 550 | N/A | 1250 | N/A | 1515 | N/A | N/A | N/A | N/A | |
| 05-15 | Tacoma Pickup 2wd except Pre-Runner | 550 | N/A | 1251 | N/A | 1518 | N/A | N/A | N/A | N/A | |
| 05-13 | Tacoma Pickup 4wd and Pre-Runner (except TRD) | 550 | 981 | N/A | N/A | 1906 F | N/A | N/A | N/A | 6305 | |
| 05-13 | Tacoma Pickup 4wd and Pre-Runner with TRD pkg | 550 | 979 | N/A | N/A | 1906 F | N/A | N/A | N/A | 6305 | |
| P/N 979 fits vehicles with the factory leaf pack, use P/N 980 if you have swapped to the Toyota warranty leaf pack | | | | | | | | | | | |
| 14-17 | Tacoma Pickup 4wd and Pre-Runner | 550 | 980 | N/A | N/A | 1906 F | N/A | N/A | N/A | 6305 | |
| 00-06 | Tundra Pickup 2wd/4wd | N/A | 991 | N/A | 1910 F | N/A | N/A | N/A | N/A | N/A | |
| 07-17 | Tundra Pickup 2wd/4wd | N/A | 985 | N/A | 1909 F | N/A | N/A | N/A | N/A | 6307 | |

| FOOTNOTES | |
|-----------|---|
| A | Must remove factory contact overload contact springs or use 9705 contact overload helper |
| B | Big Wig Bags |
| C | Must remove factory contact overload contact springs or use 9703 contact overload helper |
| D | Requires drilling |
| F | Special design leaf pack, call for more details |
| L | Step bracket style leaf |
| P | Leaf and Mounting Kit packaged together |
| R | Rear half only due to clearance |
| S | Can also use Step Bracket Style Leaf 1801 for 2.5" wide springs and 1803 for 3.0" wide springs |
| V | Must remove factory overload contact springs - removal of contact overload springs may require U-bolt and center bolt replacement |

Hellwig

SUSPENSION PRODUCTS

LOAD & SWAY CONTROL

MADE IN AMERICA

HEAT TREATED

4140 CHROMOLY USA STEEL

FEEL THE EFFECT

ESTABLISHED 1946

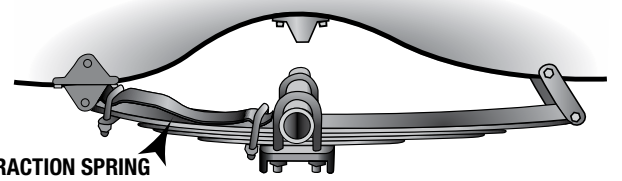
ADJUSTABLE LOAD CONTROL

AIR ASSIST

* LIFETIME WARRANTY ON ALL METAL PARTS.

Hellwig

SUSPENSION PRODUCTS



TRACTION SPRING

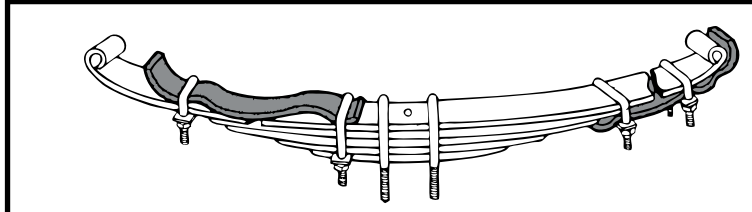
| AIR SUSPENSION LIFT SPACERS | | | |
|------------------------------------|-------------|------|-------|
| Application | Lift Height | P/N | Notes |
| 2500# Universal Air Spring | 2" | 4822 | J,K |
| 2500# Universal Air Spring | 4" | 4824 | J,K |
| 2600# and 2800# Hellwig Air Spring | 2" | 4828 | K |
| 2600# and 2800# Hellwig Air Spring | 4" | 4830 | K |

| FOOTNOTES | |
|-----------|--|
| J | 4822 and 4824 work with all Hellwig 2500# air springs and any double convolute air spring with 3/8"-16 holes |
| K | All spacers only work with a non-tapered lift block |

| TRACTION SPRINGS P/N 2002 | |
|---------------------------|---|
| Year | Application (all for 2.5" wide leaf springs) |
| 83-11 | Ford Ranger, Bronco II w/o composite (plastic) leaf |
| 90-04 | Dodge Dakota Pickup w/ Rear ABS Only |
| 05-11 | Dodge Dakota Pickup |
| 94-02 | Dodge 1500 Pickup |
| 82-03 | Chevy S-10, GMC S-15 Sonoma Pickup |
| 73-17 | Chevy/GMC 1500 Pickup |
| 94-11 | Mazda B2300, B3000, B4000 |
| 72-94 | Toyota Pickup |
| 95-04 | Toyota Tacoma |



| CONTACT HELPER SPRINGS | | |
|------------------------|---|------|
| Year | Application | P/N |
| 03-13 | Dodge 2500 Pickup w/ Factory Contact Overload Leaf Springs | 9705 |
| 03-17 | Dodge 3500 Pickup w/ Factory Contact Overload Leaf Springs | 9705 |
| 2017 | Dodge 3500 Cab and Chassis w/ Factory Contact Overload Leaf Springs | 9705 |
| 88-15 | Ford F250/F350 Pickup w/ Factory Contact Overload Leaf Springs | 9703 |
| 16-17 | Ford F250/F350 Pickup w/ Factory Contact Overload Leaf Springs | 9706 |
| 2017 | Ford F450 Pickup w/ Factory Contact Overload Leaf Springs | 9707 |
| 11-17 | Ford F450/F550 Cab and Chassis w/ Factory Contact Overload Leaf Springs | 9707 |



| SPRING SLING | |
|------------------------------------|------|
| Application | P/N |
| 1-3/4" to 2-1/4" Wide Leaf Springs | 1315 |
| 2-1/2" Wide Leaf Springs | 1305 |
| 3" Wide Leaf Springs | 1310 |



| COMPRESSORS | |
|---|------|
| Description | P/N |
| Standard Compressor - Features dash panel with a pressure monitoring gauge and single up or down control. Designed for occasional use | 4885 |
| Heavy Duty Compressor - Features dash panel with two gauges showing pressure in each air bag along with dual control to allow individual air bag height adjustment. Includes heavy duty air compressor and 1 gal. air tank. Designed for frequent use. | 4893 |
| Auto Level Compressor - Offers automatic height adjustment to any change in load condition. Vehicle will always seek its predetermined ride height. Includes heavy duty compressor and 1 gal. air tank. | 4880 |
| Standard Frame Modular Compressor Plate - No hassle installation for Hellwig heavy duty compressor and tank on Ford, GM or Dodge framerail up to 9" tall. | 4800 |
| Tall Frame Modular Compressor Plate - No hassle installation for Hellwig heavy duty compressor and tank on framerails over 9" tall. | 4803 |

Supporting Your Journey Since 1946

Hellwig
SUSPENSION PRODUCTS

LOAD &
SWAY
CONTROL



HELPER SPRINGS

Set it and forget it Load Control



SWAY BARS

Make driving more enjoyable with better cornering & handling



AIR SUSPENSION

Adjustable Load Control to give you superior control

FRAME FX
BY HELLWIGPRODUCTS.COM

STOCK FRAME

FRAME FX

Multiple Parts with designed overlap to ensure proper fit and performance.

MADE IN USA

Also, NEW from Hellwig A-Body Control Arm Braces Frame FX Control Arm Braces tie the upper and lower rear control arms together at the frame. This reinforces the frame and reduces frame stress when launching a drag car or with high horsepower engines.

Complete the package with Tunable Protouring Front and Rear Sway Bars for ultimate stability and control

Patent Pending

FRAME FX & CONTROL ARM BRACES

| FRAME FX | | |
|----------|---|-------|
| Year | Application | P/N |
| 64-67 | GM A-Body (Fits 2 door models only except El Camino, convertible and wagon) | 11102 |
| 68-72 | GM A-Body (Fits 2 door models only except El Camino, convertible and wagon) | 11100 |
| 78-87 | GM G-Body (Fits 2 door models only except El Camino) | 11104 |

| CONTROL ARM BRACES | | |
|--------------------|-------------|-------|
| Year | Application | P/N |
| 64-67 | GM A-Body | 11103 |
| 68-72 | GM A-Body | 11101 |

| | |
|-------|--|
| 64-72 | GM A-Body Models: Chevelle, Malibu, El Camino, Monte Carlo, Cutlass, F85, LeMans, GTO, Skylark |
| 78-87 | GM G-Body Models: Regal, Century, Grand National, Malibu, Monte Carlo, Cutlass, LeMans, Grand Prix |

Hellwig
SUSPENSION PRODUCTS

LOAD & SWAY CONTROL | MADE IN AMERICA | HEAT TREATED | 4140 CHROMOLY USA STEEL | FEEL THE EFFECT | HAMMERTONE POWDERCOATED | ESTABLISHED 1946 | ADJUSTABLE LOAD CONTROL | AIR ASSIST

HELLWIG
The
ADJUSTABLE OVERLOAD SPRING
Designed to Suit Your Drivetrain Needs
Recommended for

SEMA 1967

Hellwig

SUSPENSION PRODUCTS

Hellwig Products is a 4th Generation family company started in 1946 by Rudy Hellwig. The company started fabricating helper springs for sagging family vehicles and selling them door to door. Don Hellwig, Rudy's son, would install them in the driveway for just. Later, Rudy moved from Missouri to California where Don took over the company.

While Hellwig still manufactures and sells helper leaf springs, they have developed many products throughout the years from aftermarket seat belts to custom suspensions. In the 1960s they started manufacturing sway bars for motorhomes which has now spread to pretty much any sway bar you can think of, including truck, SUV, muscle car, OEM, military and RV.

Currently the company is run by Don's son, Mark Hellwig, and his granddaughter, Melanie White, as they push to keep the company's quality at the highest standards and expand Hellwig's product line to cover our customers' needs. They have added frame boxing kits and air suspensions to the previous line of sway bars and helper springs and are constantly looking for new ways to innovate.

SEMA 2016



Hellwig Helper Springs

Vehicle specific load leveling

GENERAL PRODUCT FEATURES:

- Prevents sag when towing or hauling
- Improve handling, traction, braking and safety
- Cost effective spring solution with simple install
- All springs are adjustable rate for your specific application
- Lifetime Warranty on all Metal Components
- All springs come in Hammertone Silver Powdercoat Finish



EZ-550
 • Up to 500 lb Capacity*



EZ-990
 • Up to 2000 lb Capacity*
 • Factory Plate and Step bracket style available
 • Non Step bracket style requires unbolting of factory axle U-bolts



EZ-1000



Silent Ride Feature



LP-15
 • Up to 1500 lb Capacity*

Pro-Series
 • Up to 2500 lb Capacity*



LP-25
 • Up to 2500 lb Capacity*
 • Mounting Hardware Sold Separately



LP-35
 • Up to 3500 lb Capacity*
 • Mounting Hardware Sold Separately
 • Not recommended for 1/2 ton applications

* Do not load vehicles past manufacturer GVWR

SWAY BARS & AIR SUPPORT

THE PERFECT MATCH



AIR SUPPORT



SWAY BAR

MADE IN USA

LOAD & SWAY CONTROL

ADJUSTABLE RIDE STIFFNESS

HAMMERTONE DURABLE FINISH

Feel unmatched stability when towing or hauling.

Both airbags and sway bars greatly improve the handling and safety of your vehicle in loaded conditions but in entirely different ways. **Air bags level the load improving suspension longevity, braking performance and handling. Sway bars tighten the roll stiffness preventing sway in corners or windy conditions.** By installing both air support and sway bars, these suspensions compliment each other and create the best possible conditions for moving your load.

PRODUCTS THAT WORK.

Any good tradesman knows the importance of a solid foundation. **Hellwig Products** keeps this in mind when designing and handcrafting every product we ship. No cookie-cutter production here, each product is engineered and custom modified to fit your vehicle make and model. Install our sway bars and/or helper springs you'll have the right tools for any job site. **Custom built in America, all metal parts guaranteed for life.**



LOAD & SWAY CONTROL MADE IN USA



THE BIG WIG

EXTREME SUSPENSION FOR THE HEAVY HAULER

SWAY BARS

AIR SUSPENSION

CHECK CATALOG LISTINGS FOR AVAILABILITY

POWER LIFT

AVALANCHE, TAHOE, SUBURBAN, AND DODGE 1500

- Engineered to bolt on truck and SUV chassis* manufactured with rear coil springs
- Replaces steel coil springs with soft riding air springs
- Featuring an air spring with superior ride quality
- Softens typical loaded and unloaded conditions
- Increase stability and control
- Reduce bottoming
- Easy to adjust air pressure to accommodate different loads
- Best suspension upgraded on the market
- Available with and without Self Levelling compressor system
- Lifetime warranty on Hellwig bracketry

COIL SPRING VEHICLES



NOTE: Some of the items in these kits may be imported

Hellwig PRODUCTS.COM **air SUSPENSION**

BIG WIG AIR
For the heavy hauler

SCAN TO SEE IT IN ACTION

Air Suspension

- Better handling and control under heavily loaded conditions
- Maximize safe load carrying capacity, stability and ride quality
- Superior ride quality softens typical loaded ride conditions by transferring load from the vehicle's leaf spring to the Hellwig Air Spring
- Simple installation for years of heavy duty control
- Each kit is designed to maximize safe load carrying capacity
- Longer stroke (less pressure for softer ride)
- Complete with double convoluted heavy duty air springs
- Lifetime warranty on Hellwig bracketry

*Heavy duty powder coated brackets
*Note: Some items in air kits imported



TRUCK
MUSCLE CAR
RV

SWAY BARS

Easiest, most cost effective way to improve your vehicle's cornering and handling performance.

Our sway bars use heavy duty 4140 chromoly steel that is hot-formed and heat treated for maximum strength, durability and performance. Each sway bar kit is engineered to fit your specific vehicle model.

Body Roll is reduced by torsional effect of sway bars as they transfer the pressure exerted on the inboard wheels. The weight is more evenly distributed to all four wheels helping the vehicle stay more level with the road and improving control in turns.

LOAD & SWAY CONTROL

MADE IN USA



Now Shipping
BIG WIG Sway Bars.
Check catalog listings
for your application.



TRUCK, SUV, RV & VAN - SWAY BARS

| YEAR | APPLICATION | HEIGHT | | | FRONT KIT | | REAR KIT | | | |
|--------------|--|--------|---------|---------|-----------|--------|----------|-------|---------|--------|
| | | FRONT | REAR | PART # | NOTES | DIA | PART # | NOTES | DIA | |
| DODGE | | | | | | | | | | |
| 70-79 | B100-B350 Van 2wd | | Stock | N/A | | N/A | 7513 | | 1-1/8" | |
| 80-02 | B100-B350 Van 2wd w/o large capacity fuel tank | | Stock | N/A | | N/A | 7513 | | 1-1/8" | |
| | large capacity fuel tank extends rearward past rear shock brackets | | | | | | | | | |
| 70-85 | B, MB, & F300-400 RV Chassis | | Stock | N/A | | N/A | 7166 | | 1-1/4" | |
| 70-98 | B350 Cutaway Chassis 2wd | | Stock | N/A | | N/A | 7166 | | 1-1/4" | |
| 70-03 | B200, B300, B400 RV Chassis | | Stock | N/A | | N/A | 7513 | | 1-1/8" | |
| 97-04 | Dakota Pickup 2wd/4wd | | Stock | N/A | | N/A | 7622 | | 7/8" | |
| 85-93 | D150, D250, D350 Pickup 2wd w/o contact overload springs | | Stock | N/A | | N/A | 7727 | A,D | 1-1/8" | |
| 87-93 | W150, W250, W350 Pickup 4wd w/o contact overload springs | | Stock | N/A | | N/A | 7727 | A,D | 1-1/8" | |
| 85-93 | D150, D250, D350, W150, W250, W350 Pickup 2wd/4wd w/ contact overload springs | | Stock | N/A | | N/A | 7587 | | 1-1/8" | |
| 94-02 | 1500 Pickup 2wd | | Stock | N/A | | N/A | 7625 | D | 1-1/8" | |
| 94-02 | 1500 Pickup 4wd | | Stock | N/A | | N/A | 7626 | D | 1-1/8" | |
| 03-08 | 1500 Pickup 2wd/4wd except SRT-10 | | Stock | N/A | | N/A | 7651 | | 1-1/8" | |
| 09-17 | 1500 Pickup 2wd | Stock | Stock | 7708 | E | 1-1/2" | 7709 | A,E | 7/8" | |
| | 7709 w/o Factory End links requires 7961 end link kit | | | | | | | | | |
| 09-17 | 1500 Pickup 4wd | | Stock | N/A | | N/A | 7709 | A,E | 7/8" | |
| | 7709 rear sway bar w/o Factory End links requires 7961 end link kit | | 2" Lift | N/A | | N/A | 7883 | A | 7/8" | |
| | 7883 rear sway bar includes end links | | 4" Lift | N/A | | N/A | 7883 | A | 7/8" | |
| 94-02 | 2500, 3500 Pickup & Dually 2wd | | Stock | N/A | | N/A | 7625 | D | 1-1/8" | |
| 94-02 | 2500, 3500 Pickup & Dually 4wd | | Stock | N/A | | N/A | 7626 | D | 1-1/8" | |
| 03-08 | 2500 Pickup 2wd/4wd w/ 3.5" dia axle tubes (w/o 6.7l Diesel) | | Stock | N/A | | N/A | 7651 | | 1-1/8" | |
| 03-08 | 2500, 3500 Pickup & Dually 2wd/4wd w/ 4.0" dia axle tubes (w/o 6.7l Diesel) | | Stock | | | | 7265 | B | 1-5/16" | |
| | | | 2" Lift | N/A | | N/A | 7895 | | 1-1/8" | |
| | | | 4" Lift | N/A | | N/A | 7895 | | 1-1/8" | |
| 07-09 | 2500, 3500 Pickup & Dually 2wd/4wd (w/ 6.7l Diesel) | | Stock | N/A | | N/A | 7703 | | 1-1/8" | |
| | | | Stock | | | | 7266 | B | 1-5/16" | |
| | | | 2" Lift | N/A | | N/A | 7898 | | 1-1/8" | |
| | | | 4" Lift | N/A | | N/A | 7898 | | 1-1/8" | |
| 10-12 | 2500, 3500 Pickup & Dually 2wd/4wd (w/ 6.7l Diesel) | | Stock | N/A | | N/A | 7710 | | 1-1/8" | |
| | | | Stock | | | | 7272 | B | 1-5/16" | |
| | | | 2" Lift | N/A | | N/A | 7891 | | 1-1/8" | |
| | | | 4" Lift | N/A | | N/A | 7891 | | 1-1/8" | |
| 2013 | 2500, 3500 Pickup & Dually 2wd/4wd (w/ 6.7l Diesel) | | Stock | N/A | | N/A | 7730 | | 1-1/8" | |
| | | | Stock | | | | 7293 | B | 1-5/16" | |
| 14-17 | 2500 Pickup 2wd | | Stock | N/A | | N/A | 7738 | A,E | 1-1/8" | |
| | | | Stock | | | | 7306 | A,B | 1-1/4" | |
| 14-17 | 2500 Pickup 4wd | Stock | Stock | 7741 | E | 1-3/8" | 7738 | A,E | 1-1/8" | |
| | | | Stock | | | | 7306 | A,B | 1-1/4" | |
| | | | 2" Lift | Stock | 7741 | E | 1-3/8" | 7738 | A,E | 1-1/8" |
| | | | 4" Lift | 2" Lift | 7741 | E | 1-3/8" | 7879 | A | 1-1/8" |
| | | | 6" Lift | 4" Lift | 7741 | E | 1-3/8" | 7879 | A | 1-1/8" |
| 14-17 | 3500 Pickup & Dually 2wd/4wd (w/ 6.7l Diesel) | | Stock | N/A | | N/A | 7739 | | 1-1/8" | |
| | Rear sway bars only fit vehicles without factory air suspension | | Stock | | | | 7298 | B | 1-5/16" | |
| | | | 2" Lift | N/A | | N/A | 7884 | | 1-1/8" | |
| 08-13 | 4500, 5500 Cab & Chassis 2wd/4wd | | Stock | N/A | | N/A | 7252 | | 1-1/2" | |
| 2017 | 3500, 4500, 5500 Cab & Chassis 2wd/4wd | | Stock | N/A | | N/A | 7767 | A,E | 1-1/4" | |
| 14-17 | Promaster 1500, 2500, 3500 | | Stock | N/A | | N/A | 7768 | A | 1-1/8" | |
| 04-06 | Sprinter 2500 2wd | | Stock | N/A | | N/A | 7239 | | 1-1/8" | |
| 07-16 | Sprinter 2500 2wd/4wd | | Stock | N/A | | N/A | 7253 | | 1-1/8" | |
| 2017 | Sprinter 2500 2wd/4wd | | Stock | N/A | | N/A | 7772 | | 1-5/16" | |
| 04-07 | Sprinter 3500 2wd | | Stock | N/A | | N/A | 7251 | | 1-1/2" | |
| | 2006 & 2007 applications - Before ordering verify distance between end link centers at 29.5" If 27.5" use 7254 | | | | | | | | | |

FOOTNOTES

| | | | | | | | |
|---|--------------------------|---|------------------|---|--------------------------|---|--------------------------|
| A | Adjustable Rate Sway Bar | B | Big Wig Sway Bar | D | Drilling May Be Required | E | Reuses Factory End Links |
|---|--------------------------|---|------------------|---|--------------------------|---|--------------------------|

POWERSPORTS

| POWERSPORTS SWAY BARS | | | | | | |
|-----------------------|----------------------------|-----------|----------|----------|----------|--------|
| Year | Application | FRONT KIT | | REAR KIT | | |
| | | P/N | Diameter | P/N | Diameter | |
| 10-14 | Polaris Ranger 800 | N/A | N/A | 7860 | E | 1" |
| 08-14 | Polaris RZR S800 | N/A | N/A | 7861 | A,E | 3/4" |
| 08-14 | Polaris RZR 4 800 | N/A | N/A | 7861 | A,E | 3/4" |
| 11-13 | Polaris RZR XP900 | N/A | N/A | 7862 | A,E | 1" |
| 11-13 | Polaris RZR 4 XP900 | N/A | N/A | 7862 | A,E | 1" |
| 14-17 | Polaris RZR XP1000 | N/A | N/A | 7857 | A,E | 1-1/8" |
| 14-17 | Polaris RZR 4 XP1000 | N/A | N/A | 7857 | A,E | 1-1/8" |
| 16-17 | Polaris RZR XP1000 Turbo | N/A | N/A | 7857 | A,E | 1-1/8" |
| 16-17 | Polaris RZR 4 XP1000 Turbo | N/A | N/A | 7857 | A,E | 1-1/8" |

| FOOTNOTES | |
|-----------|--------------------------|
| A | Adjustable Rate Sway Bar |
| E | Reuses Factory End Links |

Hellwig will support you
wherever your journey takes you.

Hellwig

SUSPENSION PRODUCTS



LOAD & SWAY CONTROL
MADE IN USA

| YEAR | APPLICATION | HEIGHT | | FRONT KIT | | | REAR KIT | | |
|---------------|---|--------|---------|-----------|-------|---------|----------|-------|--------|
| | | FRONT | REAR | PART # | NOTES | DIA | PART # | NOTES | DIA |
| NISSAN | | | | | | | | | |
| 16-17 | Armada 2wd/4wd | | Stock | N/A | | N/A | 7769 | E | 1-1/8" |
| 87-04 | Hardbody, Frontier 2wd w/o factory installed RSB | | Stock | N/A | | N/A | 7531 | | 3/4" |
| 05-17 | Frontier 2wd/4wd | | Stock | N/A | | N/A | 7694 | A,D | 7/8" |
| 04-15 | Titan 2wd/4wd | | Stock | N/A | | N/A | 7669 | | 1" |
| 16-17 | Titan and Titan XD 2wd/4wd | | Stock | N/A | | N/A | 7748 | A,E | 1" |
| | 7748 Uses Factory End Links or use 7961 as a replacement | | 2" lift | N/A | | N/A | 7847 | A | 1" |
| | | | 4" lift | N/A | | N/A | 7847 | A | 1" |
| 16-17 | NV1500, NV2500, NV3500 Van | | Stock | N/A | | N/A | 7748 | A,E | 1" |
| TOYOTA | | | | | | | | | |
| 05-15 | Hilux 4wd | Stock | Stock | 7729 | E | 1-3/8" | 7728 | A,D | 3/4" |
| 2016 | Hilux 4wd | Stock | Stock | 7729 | E | 1-3/8" | 7752 | A,D | 3/4" |
| 07-16 | Land Cruiser 78/79 Series contact Hellwig to confirm fitment dimensions | Stock | Stock | 7755 | E | 1-5/16" | 7756 | E | 1-1/4" |
| 07-16 | Land Cruiser 200 Series contact Hellwig to confirm fitment dimensions | Stock | Stock | 7753 | E | 1-1/2" | 7754 | E | 1-1/4" |
| | Does not fit vehicles with Kinematic Dynamic Suspension System (KDSS) | | | | | | | | |
| 79-94 | Pickup 2wd/4wd | | Stock | N/A | | N/A | 7539 | | 3/4" |
| 01-07 | Sequoia 2wd/4wd | Stock | Stock | 7697 | E | 1-1/4" | 7725 | E | 1-1/4" |
| | 7697 Uses Factory End Links or use 7978 as replacement | | | | | | | | |
| 95-04 | Tacoma 2wd except Prerunner | | Stock | N/A | | N/A | 7670 | | 3/4" |
| 05-15 | Tacoma 2wd except Prerunner | | Stock | N/A | | N/A | 7731 | A,D | 3/4" |
| 95-04 | Tacoma 4wd, Prerunner 2wd | | Stock | N/A | | N/A | 7671 | | 3/4" |
| | | | | | | | | | |
| 05-15 | Tacoma 4wd, Prerunner 2wd | Stock | Stock | 7719 | E | 1-3/8" | 7731 | A,D | 3/4" |
| | | | 2" Lift | 7719 | E | 1-3/8" | 7731 | A,D | 3/4" |
| | | | 4" Lift | 7719 | E | 1-3/8" | 7887 | A,D | 3/4" |
| | | | 6" Lift | 7719 | E | 1-3/8" | 7887 | A,D | 3/4" |
| 16-17 | Tacoma 2wd/4wd | Stock | Stock | 7719 | E | 1-3/8" | 7744 | A,D | 3/4" |
| | | | 2" Lift | 7719 | E | 1-3/8" | 7744 | A,D | 3/4" |
| | | | 4" Lift | 7719 | E | 1-3/8" | 7855 | A,D | 3/4" |
| | | | 6" Lift | 7719 | E | 1-3/8" | 7855 | A,D | 3/4" |
| 00-06 | Tundra Pickup 2wd/4wd | Stock | Stock | 7697 | E | 1-1/4" | 7700 | A | 1-1/8" |
| | 7697 Uses Factory End Links or use 7978 as replacement | | | | | | | | |
| 07-17 | Tundra Pickup 2wd/4wd | | Stock | N/A | | N/A | 7692 | A | 1-1/8" |
| | 7692 w/o factory trailer hitch requires 7699 mtg kit | | 2" lift | N/A | | N/A | 7889 | A | 1-1/8" |
| | | | 4" Lift | N/A | | N/A | 7889 | A | 1-1/8" |

| WORKHORSE | | | | | | | | | |
|------------------|--|-------|-------|------|--|--------|------|--|----------------------------------|
| 00-12 | W20-22 Workhorse Motorhome Chassis (Gas Engine Only) | Stock | Stock | 7218 | | 1-5/8" | 7219 | | 1-3/4" |
| | rear axle shock casting separate from lower U-bolt clamp | | | | | | | | Rear may need exhaust relocation |
| 04-12 | W20-22 Workhorse Motorhome Chassis (Gas Engine Only) | Stock | Stock | 7218 | | 1-5/8" | 7237 | | 1-3/4" |
| | integral rear axle shock bracket and lower U-bolt clamp | | | | | | | | Rear may need exhaust relocation |

| FOOTNOTES | |
|-----------|--------------------------|
| A | Adjustable Rate Sway Bar |
| B | Big Wig Sway Bar |
| D | Drilling May Be Required |
| E | Reuses Factory End Links |

LOAD & SWAY CONTROL

MADE IN AMERICA

HEAT TREATED

4140 CHROMOLY USA STEEL

FEEL THE EFFECT

HAMMERTONE POWDERCOATED

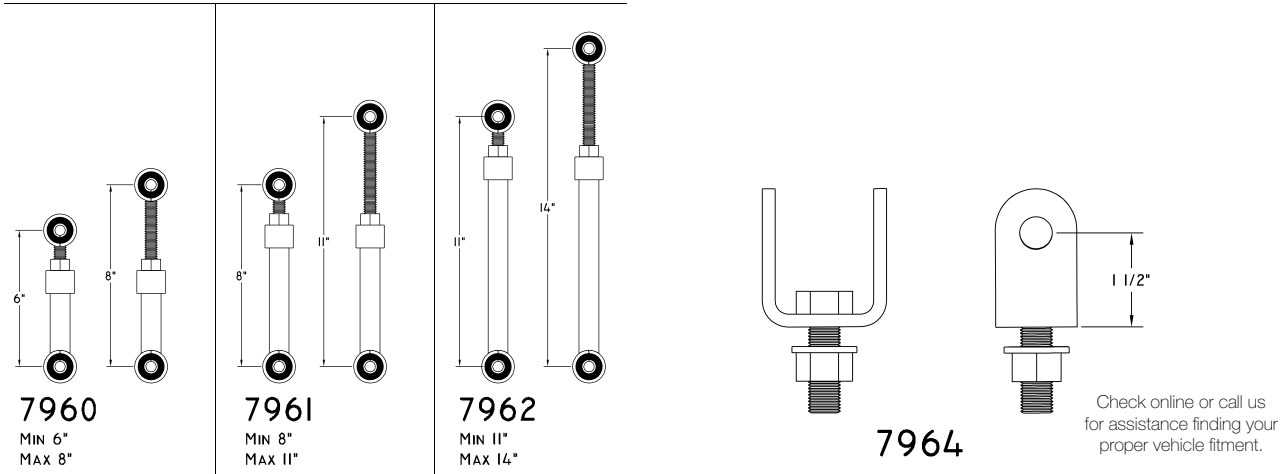
ESTABLISHED 1946

ADJUSTABLE LOAD CONTROL

AIR ASSIST

* LIFETIME WARRANTY ON ALL METAL PARTS.

END LINKS



Check online or call us for assistance finding your proper vehicle fitment.

END LINKS

| Year | Application | Description | P/N | Notes |
|-------|-----------------------|--|------|-------|
| 90-97 | Ford Ranger 2wd | Stock Height End Link, use with 7574 | 7974 | |
| 00-04 | Ford Super Duty | Stock Height Front End Link Upgrade | 7973 | |
| 00-04 | Ford Super Duty | 4-6" Lift Adjustable Front End Links | 7977 | |
| 07-17 | GM 1500 | Stock Height Front End Link Upgrade, use with 7685 | 7985 | |
| 01-06 | GM 2500/3500 HD | Rear End Link for Larger Diameter Exhaust, use with 7652 | 7976 | |
| 00-06 | Toyota Tundra/Sequoia | Stock Height Front End Link Upgrade | 7978 | |
| 07-17 | Jeep Wrangler JK | Quick Release End Links for 4-6" Lift | 7859 | |
| N/A | Standard | 6-8" Adjustable Straight End Link | 7960 | G,M,Q |
| N/A | Standard | 8-11" Adjustable Straight End Link | 7961 | G,M,Q |
| N/A | Standard | 11-14" Adjustable Straight End Link | 7962 | G,M,Q |
| N/A | Standard | 14-17" Adjustable Straight End Link | 7963 | G,M,Q |
| N/A | Mount Kit | Clevis for Horizontal Sway Bar Ends | 7964 | |

FOOTNOTES

| | |
|---|--|
| G | Designed for vehicles up to and including Class C motorhome and 1 ton pickup |
| M | May require a 7964 clevis mount kit for vehicles with horizontal mounting points |
| Q | May not fit on all vehicles, call for exact details |

Hellwig

SUSPENSION PRODUCTS



* LIFETIME WARRANTY ON ALL METAL PARTS.

| YEAR | APPLICATION | FRONT KIT | | | REAR KIT | | |
|-------------|-------------------------------------|-----------|-------|---------|----------|-------|------|
| | | PART # | NOTES | DIA | PART # | NOTES | DIA |
| FORD | | | | | | | |
| 66-69 | Fairlane, Torino, Montego, Ranchero | 6707 | | 1-1/8" | N/A | | N/A |
| 70-71 | Fairlane, Torino, Montego, Ranchero | 6708 | | 1-1/8" | N/A | | N/A |
| 63-65 | Falcon, Comet | 6706 | | 1-1/8" | 6806 | A,D | 3/4" |
| 66-70 | Falcon, Comet | 6707 | | 1-1/8" | 6806 | A,D | 3/4" |
| 65-66 | Mustang | 56706 | T | 1-1/4" | 6806 | A,D | 3/4" |
| | | 6706 | | 1-1/8" | | | |
| 67-70 | Mustang, Cougar | 56707 | T | 1-1/4" | 6806 | A,D | 3/4" |
| | | 6707 | | 1-1/8" | | | |
| 71-73 | Mustang, Cougar | 6708 | | 1-1/8" | 6808 | A,D | 3/4" |
| 79-93 | Mustang, Capri w/ 4 or 6 cyl engine | 6701 | | 1-5/16" | 6801 | | 1" |
| 79-93 | Mustang, Capri w/ V8 engine | 56709 | T | 1-3/8" | 6801 | | 1" |
| | | 6709 | | 1-5/16" | | | |
| 94-04 | Mustang w/o IRS | 56704 | T | 1-3/8" | 6801 | | 1" |
| | | 6704 | | 1-5/16" | | | |
| 05-14 | Mustang Coupe | 56705 | A,E,T | 1-3/8" | 56805 | A,T | 1" |
| | | 6705 | A,E | 1-3/8" | 6805 | A | 1" |
| 05-14 | Mustang Convertible | 56705 | A,E,T | 1-3/8" | 6805 | A | 1" |
| 15-18 | Mustang | 56715 | A,E,T | 1-3/8" | 56815 | A,E,T | 1" |
| 80-88 | Thunderbird, Cougar | 6701 | | 1-5/16" | 6800 | | 1" |

GM

| | | | | | | | |
|-------|---|-------|-----|---------|-------|-------|------|
| 55-57 | BelAir, 210, 150, Nomad, Wagon | | | | | | |
| | w/ rear facing disc brake calipers or stock drum brakes | 55723 | D,T | 1-5/16" | 55822 | A,D,T | 1" |
| | | 5722 | D | 1-1/4" | 5822 | A,D | 1" |
| | w/ forward facing disc brake calipers use 5711 Rear Pocket kit use 58296 tubular or 8296 solid rear sway bar | 5711 | D | 1-1/8" | | | |
| 58-64 | Bel Air, Impala, Impala SS | 5712 | D | 1" | 5812 | D | 7/8" |
| | 5812 rear sway bar mounts to lower control arm | | | | | | |
| 65-70 | Bel Air, Caprice, Impala, Impala SS | 5713 | | 1-1/8" | 5813 | D | 1" |
| | 5813 rear sway bar mounts to lower control arm | | | | | | |
| 67-69 | Camaro, Firebird | 55705 | T | 1-1/8" | 55824 | A,D,T | 3/4" |
| | Rear sway bar will not fit monoleaf springs with factory traction control arm | 5795 | | 1-1/8" | 5824 | A,D | 3/4" |
| 70-81 | Camaro, Firebird | 55703 | T | 1-5/16" | 5816 | A,D | 3/4" |
| | | 5703 | | 1-5/16" | 5802 | D | 1" |
| 82-92 | Camaro, Firebird | 5704 | | 1-5/16" | 55817 | A,T | 7/8" |
| | | | | | 5817 | A | 7/8" |
| 93-02 | Camaro, Firebird | 55701 | T | 1-3/8" | 55817 | A,T | 7/8" |
| | | 5701 | | 1-5/16" | 5817 | A | 7/8" |
| 10-11 | Camaro | 55730 | E,T | 1-1/4" | 55830 | A,E,T | 1" |
| 12-15 | Camaro w/ ball joint end links on rear sway bar | 55730 | E,T | 1-1/4" | 55830 | A,E,T | 1" |
| | 55730 front way bar only fits vehicles w/o electric power assist steering | | | | | | |
| 12-15 | Camaro w/ bayonet style end link on rear sway bar | 55730 | E,T | 1-1/4" | 55825 | A,T | 1" |
| | 55730 front way bar only fits vehicles w/o electric power assist steering | | | | | | |

FOOTNOTES

| | |
|---|--------------------------|
| A | Adjustable Rate Sway Bar |
| D | Drilling May Be Required |
| E | Reuses Factory End Links |
| T | Tubular Sway Bars |

| YEAR | APPLICATION | FRONT KIT | | | REAR KIT | | |
|-----------------------|--|-----------|-------|---------|----------|-------|--------|
| | | PART # | NOTES | DIA | PART # | NOTES | DIA |
| GM (CONTINUED) | | | | | | | |
| 16-17 | Camaro V6 and 4cyl Turbo | 55726 | E,T | 1-1/4" | 55826 | A,E,T | 1" |
| 16-17 | Camaro SS | 55719 | A,E,T | 1-1/4" | 55819 | A,E,T | 1-1/8" |
| 97-04 | Corvette C5 | 55731 | A,E,T | 1-5/16" | 55831 | A,E,T | 1" |
| | | 55732 | A,E,T | 1-3/8" | 55832 | A,E,T | 1-1/8" |
| 05-13 | Corvette C6 | 55732 | A,E,T | 1-3/8" | 55831 | A,E,T | 1" |
| | | | | | 55832 | A,E,T | 1-1/8" |
| 64-67 | GM A-Body | 55765 | T | 1-1/4" | 55864 | A,D,T | 1-1/8" |
| | 55864 rear sway bar mounts to axle and frame, not control arms | | | | | | |
| 68-72 | GM A-Body | 55703 | T | 1-5/16" | 55868 | A,D,T | 1-1/8" |
| | 55868 rear sway bar mounts to axle and frame, not control arms | | | | | | |
| 64-72 | GM A-Body (Factory Style RSB) | 5703 | | 1-5/16" | 5800 | D | 1" |
| 73-77 | GM A-Body | 55703 | T | 1-5/16" | 5803 | D | 1-1/8" |
| | | 5703 | | 1-5/16" | | | |
| 78-88 | GM A/G-Body | 55700 | T | 1-5/16" | 55809 | A,D,T | 1" |
| | 55809 rear sway bar mounts to axle and frame, not control arms | | | | | | |
| | Factory Style RSB | 5700 | | 1-5/16" | 5815 | D | 1" |
| 77-96 | GM B-Body | 55720 | T | 1-3/8" | 5803 | D | 1-1/8" |
| | 5803 rear sway bar will not fit wagon applications | | | | | | |
| 68-74 | GM X-Body | 55705 | T | 1-1/8" | 55824 | A,D,T | 3/4" |
| | | 5795 | | 1-1/8" | 5824 | A,D | 3/4" |
| 75-79 | GM X-Body | 55703 | T | 1-5/16" | 55824 | A,D,T | 3/4" |
| | | 5703 | | 1-5/16" | 5824 | A,D | 3/4" |
| | | | | | | | |
| 94-96 | Impala SS | 55720 | T | 1-3/8" | 5820 | | 1-1/8" |
| | | 5720 | | 1-5/16" | | | |
| 62-67 | Nova, Chevy II | 5718 | | 1-1/8" | 5818 | A,D | 3/4" |
| | Sway bars fit stock and CPP mini subframe | | | | | | |
| 64-72 | GM A-Body Models: Chevelle, Malibu, El Camino, Monte Carlo, Cutlass, F85, LeMans, GTO, Skylark | | | | | | |
| 73-77 | GM A-Body Models: Regal, Century, Chevelle, Malibu, Monte Carlo, Cutlass, LeMans, El Camino, F85, Grand Prix, Grand Am | | | | | | |
| 77-96 | GM B-Body Models: Caprice, Impala, Impala SS, Roadmaster, Delta 88, Bonneville, Catalina, Parisienne | | | | | | |
| 78-87 | GM A/G-Body Models: Regal, Century, Grand National, Malibu, Monte Carlo, Cutlass, LeMans, Grand Prix, El Camino | | | | | | |
| 68-79 | GM X-Body Models: Nova, Ventura, Apollo, Omega | | | | | | |

| MOPAR/DODGE/CHRYSLER | | | | | | | |
|-----------------------------|---|-------|-----|--------|------|------|------|
| 09-17 | Challenger | 5910 | A,E | 1-1/4" | N/A | | N/A |
| 05-10 | Charger | 5910 | A,E | 1-1/4" | N/A | | N/A |
| 05-10 | Chrysler 300C | 5910 | A,E | 1-1/4" | N/A | | N/A |
| 05-10 | Magnum RWD only | 5910 | A,E | 1-1/4" | N/A | | N/A |
| | will not fit AWD models | | | | | | |
| 63-66 | Mopar A-Body | 55914 | D,T | 1-1/4" | 6907 | A, D | 3/4" |
| 67-72 | Mopar A-Body | 55917 | T | 1-1/4" | 6907 | A, D | 3/4" |
| | 55917 provides clearance for 18" wheels with up to 5.75" backspace (will not fit factory end link tabs) | | | | | | |
| 67-72 | Mopar A-Body | 55907 | T | 1-1/4" | 6907 | A, D | 3/4" |
| | | 5906 | | 1-1/8" | | | |
| 73-76 | Mopar A-Body | 55905 | D,T | 1-1/8" | 6907 | A, D | 3/4" |
| | | 5905 | D | 1-1/8" | | | |
| 64-69 | Mopar B-Body | 55903 | T | 1-3/8" | 6909 | A, D | 7/8" |
| | | 5903 | | 1-1/8" | | | |

| YEAR | APPLICATION | FRONT KIT | | | REAR KIT | | |
|--------------------------|--------------|-----------|-------|--------|----------|-------|------|
| | | PART # | NOTES | DIA | PART # | NOTES | DIA |
| MOPAR (CONTINUED) | | | | | | | |
| 1970 | Mopar B-Body | 55904 | D,T | 1-1/4" | 6909 | A, D | 7/8" |
| | | 5904 | D | 1-1/8" | | | |
| 71-72 | Mopar B-Body | 55904 | D,T | 1-1/4" | 6911 | A, D | 7/8" |
| | | 5904 | D | 1-1/8" | | | |
| 70-74 | Mopar E-Body | 55904 | D,T | 1-1/4" | 6908 | A, D | 7/8" |
| | | 5904 | D | 1-1/8" | | | |

Mopar A-Body: Dart, Duster, Valiant, Demon, Swinger, Scamp, 64-69 Barracuda
Mopar B-Body: Charger, Super Bee, GTX, Road Runner, Belvedere, Coronet, Satellite
Mopar E-Body: 70-74 Challenger, 'Cuda

| VW | | | | | | | |
|-----------|--------|------|--|------|-----|--|-----|
| 66-78 | Beetle | 5406 | | 3/4" | N/A | | N/A |

| FOOTNOTES | |
|------------------|--------------------------|
| A | Adjustable Rate Sway Bar |
| D | Drilling May Be Required |
| E | Reuses Factory End Links |
| T | Tubular Sway Bars |



SWAY BARS | AIR BAG SYSTEMS | HELPER SPRINGS

SUPPORTING YOUR JOURNEY SINCE 1946

HELPER SPRINGS

>> **SIZE MATTERS**
LARGEST CAPACITY BAGS ON THE MARKET REQUIRE HALF THE AIR VOLUME FOR A SOFTER RIDE

SWAY BARS

AIR BAGS

>> **LEVEL HANDLING**
INCREASED LEVEL LOAD CARRYING CAPACITY UP TO YOUR VEHICLE'S GVWR

>> **FORGED FOR LIFE**
HOT FORGED AND HEAT TREATED FROM A SINGLE PIECE OF CHROMOLY STEEL

MADE IN THE U.S.A