

F3834-1

Master Catalog

Passenger Car and Light Truck Applications



1990 & Prior
Applications

MOOG

The Problem Solver®

Index Domestic and Import Cars and Trucks

Page	Page
Passenger Car Applications	8
Acura	8
Integra	8
Legend	10
Alfa Romeo	12
Spider Veloce	12
American Motors Corp.	12
Ambassador	12
American	14
AMX	15
Concord	17
Eagle	19
Eagle Kammback	20
Eagle SX/4	22
Gremlin	23
GTA	25
Hornet	25
Javelin	27
Marlin	28
Matador	29
Pacer	31
Rambler	32
Rambler Classic	33
Rebel	33
Spirit	35
Aston Martin	36
DB6	36
Lagonda V-8	36
Audi	37
80	37
90	39
100	41
200 Turbo	42
4000	43
5000	44
Coupe	45
Fox	47
Quattro	47
V8	48
BMW	49
3.0 Series	49
318 Series	50
320 Series	51
325 Series	52
524TD	58
525 Series	60
528 Series	61
530 Series	64
533i	65
535 Series	66
630CSi	69
633CSi	70
635CSi	72
728i	73
732i	73
733i	74
735 Series	75
750 Series	77
1500	79
1600	79
1800	79
2000	79
2002 Series	80
2500	80
2800	80
L6	80
L7	80
M3	81
M5	82
M6	84
Buick	85
Apollo	85
Centurion	87
Buick (Cont)	89
Century	89
Electra	93
Electra 225	97
Electra Estate Wagon	99
Estate Wagon	101
Gran Sport	103
GS Series	103
Invicta	105
Le Sabre	106
Limited	111
Reatta	111
Regal	113
Riviera	118
Roadmaster	122
Skyhawk	123
Skylark	126
Somerset	131
Special	133
Super	134
Wildcat	135
Cadillac	136
Allante	136
Brougham	138
Calais	140
Cimarron	141
Commercial Chassis	143
Deville Series	147
Eldorado	154
Eldorado Special	158
Fleetwood Series	159
Series 62	166
Series 70 Fleetwood Eldorado	167
Series 6200	167
Seville	168
Checker Motors	172
Marathon	172
Superba	173
Chevrolet	173
Beauville	173
Bel Air	173
Beretta	176
Biscayne	178
Brookwood	180
Camaro	181
Caprice	184
Cavalier	187
Celebrity	189
Chevelle	191
Chevette	193
Chevy II	194
Citation	196
Citation II	198
Corsica	199
Corvair	201
Corvette	202
Del Ray	204
Deluxe	205
Deluxe 210	205
Fleetline	206
Fleetmaster	207
Impala	207
Lumina	210
Malibu	212
Master 85	214
Master Deluxe	214
Monte Carlo	215
Monza	217
Nova	218
Special	222
Special 150	222
Special Deluxe	223
Spectrum	224
Sprint	225

Index

Domestic and Import Cars and Trucks

	Page		Page
Ford (Cont)		Mercedes Benz (Cont)	
Model 922A	418	200 Series	522
Model A	418	220 Series	523
Mustang	418	230 Series	525
Mustang II	422	240 Series	527
Pinto	424	250 Series	528
Probe	426	260 Series	529
Ranch Wagon	428	280 Series	531
Super Deluxe	429	300 Series	535
Taurus	430	350 Series	549
Tempo	432	380 Series	550
Thunderbird	434	420 Series	553
Torino	439	450 Series	554
Geo	441	500 Series	556
Metro	441	560 Series	559
Prizm	443	Mercury	560
Spectrum	445	Bobcat	560
Storm	446	Brougham	562
Honda	447	Capri	564
Accord	447	Colony Park	566
Civic	451	Comet	568
CRX	456	Cougar	571
Prelude	458	Custom	575
Hyundai	461	Cyclone	576
Excel	461	Grand Marquis	578
Pony	461	LN-7	580
Sonata	462	Lynx	581
Stellar	463	Marquis	583
Imperial	463	Medalist	587
Crown	463	Mercury	587
Crown Imperial	464	Meteor	588
Custom	465	Monarch	590
Imperial	465	Montclair	591
Lebaron	466	Montego	592
Infiniti	467	Montego MX	594
M30	467	Montego MX Brougham	597
Q45	468	Monterey	599
Isuzu	469	Parklane	601
I-Mark	469	Sable	602
Impulse	470	Topaz	605
Jaguar	471	Tracer	607
Mark Series	471	Turnpike Cruiser	608
XJ6 Series	472	Voyager	608
XJ12 Series	473	Zephyr	609
XJS	474	Merkur	610
XJSC	474	Scorpio	610
XKE	475	XR4Ti	610
Lexus	475	Mitsubishi	611
ES Series	475	Cordia	611
LS Series	477	Eclipse	612
Lincoln	477	Galant	613
Capri	477	Mirage	613
Continental Series	478	Precis	614
Cosmopolitan	483	Sigma	615
Custom	484	Starion	616
Lincoln Series	485	Tredia	616
Mark Series	485	Nissan	617
Premier	490	200SX	617
Town Car	491	240SX	619
Versailles	493	280ZX	620
Mazda	494	300ZX	621
323	494	810	623
626	497	Maxima	623
808	501	Multi	626
929	502	Pulsar	627
Cosmo	503	Pulsar NX	628
GLC	504	Sentra	630
Miata MX5	506	Stanza	633
MX6	508	Oldsmobile	635
Protege	510	60 Series	635
RX-2	512	70 Series	635
RX-3	513	80 Series	635
RX-4	514	88 Royale	635
RX-7	515	90 Series	637
Mercedes Benz	517	442	638
180 Series	517	Calais	639
190 Series	517	Custom Cruiser	641
		Cutlass	643
		Cutlass Ciera	646

Index

Domestic and Import Cars and Trucks

	Page		Page
Oldsmobile (Cont)		Plymouth (Cont)	
Cutlass 'S'	648	Sundance	758
Cutlass Supreme	650	TC3	760
Delmont 88 '425'	655	Turismo	761
Delmont Eighty-Eight	656	Valiant	763
Delmont Eighty-Eight '330'	657	VIP	765
Delta 88	659	Volare	766
Delta 88 Royale	661	Pontiac	768
Dynamic 88	666	2000 Sunbird	768
Dynamic Sixty	667	6000	769
Dynamic Seventy	667	Acadian	771
Eighty Eight	668	Astre	771
F-85	668	Bonneville	773
Firenza	670	Bonneville Custom	777
Golden Rocket 88	672	Catalina	778
Jetstar 88	672	Chieftain	780
Ninety Eight	674	Custom Star Chief	781
Omega	678	Executive	781
Special	681	Fiero	783
Starfire	682	Firebird	785
Super 88	683	Firefly	789
Toronado	684	Grand Am	790
Vista Cruiser	688	Grand Prix	795
Opel	690	Grand Ville	799
Isuzu	690	GTO	801
Kadett	691	J2000	803
Ralleye	691	LeMans	805
Packard	691	Parisienne	809
Caribbean	691	Phoenix	811
Executive	691	Safari	815
Packard	692	Star Chief	816
Passport Isuzu	692	Star Chief Executive	818
I Mark	692	Streamliner	819
Impulse	692	Sunbird	819
Optima	693	Sunburst	822
Peugeot	693	Super Chief	822
405	693	T1000	823
505	693	Tempest	824
Plymouth	694	Tempest LeMans	827
Acclaim	694	Torpedo	828
Arrow	696	Ventura	829
Barracuda	697	Ventura II	831
Belvedere	699	Porsche	833
Belvedere I	702	911 Series	833
Belvedere II	703	914 Series	833
Belvedere Satellite	705	924 Series	834
Cambridge	706	928 Series	835
Caravelle	707	930 Turbo	835
Champ	711	944 Series	835
Colt	712	Renault	836
Colt 100	714	18i	836
Colt 200	715	Alliance	837
Colt Premier	716	Encore	837
Colt Vista	716	Fuego	838
Concord	717	GTA	838
Conquest	718	R5	839
Cranbrook	719	SportWagon	840
Deluxe	719	Saab	840
Duster	720	99	840
Expo	722	900	841
Fury	722	9000	842
Gran Fury	728	Sterling	842
GTX	731	825	842
Horizon	733	827	843
Laser	735	Studebaker	844
Plaza	736	Avanti	844
Reliant	736	Champion	844
Road Runner	738	Commander	844
Sapporo	741	Cruiser	844
Satellite	742	Daytona	844
Satellite Sport Wagon	745	Gran Turismo Hawk	845
Savoy	746	Lark	845
Scamp	748	Studebaker	845
Special Deluxe	749	Wagonaire	845
Sport Fury	750	Subaru	846
Sport Fury GT	753	1300	846
Sport Satellite	754	1400	846
Sport Wagon	756	1600	847
Suburbans	756		

Index Domestic and Import Cars and Trucks

	Page		Page
Subaru (Cont)		Chevrolet Truck (Cont)	
1800	848	P Series	1034
Justy	849	Q Series	1034
Legacy	850	R Series	1036
Loyale	851	S Series	1037
XT	852	S10	1038
Suzuki	853	S10 Blazer	1042
Swift	853	T Series	1045
Toyota	854	Tracker	1046
Camry	854	V Series	1047
Carina	856	Vega	1047
Celica	857	W Series	1048
Celica Supra	861	Y Series	1048
Corolla	863	Chrysler Truck	1050
Corona	868	Town & Country	1050
Corona Mk II	870	Datsun Truck	1052
Cressida	870	520 Series	1052
Crown	873	620	1053
MR2	873	720	1055
Starlet	873	Divco	1057
Supra	874	10A	1057
Tercel	875	10B	1058
Volkswagen	876	10C	1058
Beetle	876	11	1058
Cabriolet	878	12	1058
Corrado	879	13	1058
Dasher	882	14	1058
Fox	882	15	1059
Golf	883	21	1059
Jetta	885	22	1059
Karmann Ghia	888	31	1059
Passat	889	33	1060
Quantum	890	34	1060
Rabbit	891	36	1060
Scirocco	892	37	1060
Super Beetle	893	100A	1060
Thing	894	100AX	1061
Type 3 Fastback/Squareback	895	100B	1061
Type 4	895	100BX	1061
Volvo	895	100C	1061
122, 1800 Series	895	100CX	1061
140 Series	896	114	1061
164S	896	124	1061
240 Series	897	134	1061
260 Series	904	154	1062
740 Series	908	200A	1062
760 Series	910	200B	1062
780 Series	912	200C	1062
Willys Motors Inc.	913	214	1062
475	913	224	1062
Aero	915	300A	1062
Willys-Overland	915	300B	1062
Aero	915	300C	1063
Yugo	915	300D	1063
Yugo	915	334	1063
Light Duty Truck Applications	916	344	1063
Blue Bird	916	364	1063
TC2000	916	374	1063
Chevrolet Truck	916	UM8	1063
10 Series - 1/2 Ton	916	UMB8	1063
20 Series - 3/4 Ton	936	UML	1064
30 Series - 1 Ton	959	UML8	1064
40, 400, 4000 Series	977	UML11	1064
50, 500, 5000 Series	980	UML12	1064
60, 600, 6000 Series	988	UML13	1065
70, 700, 7000 Series	1004	UML14	1065
80, 800, 8000 Series	1010	UML15	1065
90, 900, 9000 Series	1011	UML21	1065
Astro	1014	UML22	1065
Blazer	1018	UML31	1066
Corvair	1023	UML33	1066
El Camino	1023	UML34	1066
LLV Postal Vehicle	1027	UML36	1066
Lumina APV	1028	UML37	1067
Luv	1030	Dodge Truck	1067
M Series	1032	100, 150 Series - 1/2 Ton	1067
O Series	1033	200, 250 Series - 3/4 Ton	1084
		300, 350 Series - 1 Ton	1101
		400, 450 Series	1126

Index

Domestic and Import Cars and Trucks

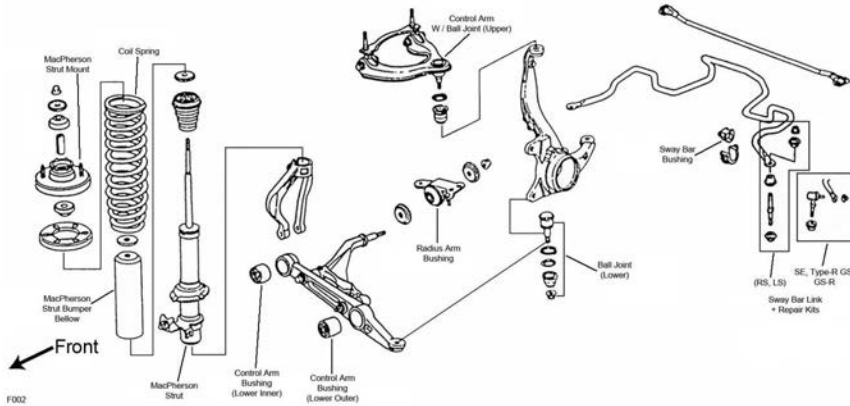
	Page		Page
Dodge Truck (Cont)		Jeep (Cont)	
500, 600 Series	1131	Jeepster	1432
700 Series	1137	Scrambler	1434
B1 Series	1139	Wagoneer	1435
B2 Series	1139	Wrangler	1440
B3 Series	1140	YJ	1442
B4 Series	1140	Kaiser-Jeep Corporation	1443
C1 Series	1141	6-230	1443
C3 Series	1141	CJ Series	1445
Caravan	1143	DJ Series	1448
Dakota	1145	F4-134	1451
F, FL, FN, FNL, FS Series	1148	FC150	1452
G, GA Series	1149	FC170	1453
Grand Caravan	1149	Gladiator	1453
H, HM Series	1151	Jeepster	1461
J, JM Series	1151	Wagoneer	1462
K, KH, KM Series	1152	Land Rover	1464
Mini Ram	1152	Defender	1464
Power Ram 50	1154	Discovery	1464
R, RA, RAL, RE, RF, RS Series	1156	Range Rover	1465
Raider	1157	Mazda Truck	1465
Ram 50	1158	1200	1465
Ram D50	1161	1300	1466
Rampage	1163	B1600	1467
T, TA, TAL, TE, TF, TL Series	1165	B1800	1468
V, VA, VAL, VF, VG, VH, VL Series	1166	B2000	1470
Y, YA, YAL, YL Series	1167	B2200	1472
Ford Truck	1169	B2600	1474
100, 150 Series - 1/2 Ton	1169	MPV	1475
200, 250 Series - 3/4 Ton	1193	Rotary	1477
300, 350 Series - 1 Ton	1209	Mitsubishi Fuso	1478
450, 500, 550 Series	1226	FE434	1478
600, 6000 Series	1235	Mitsubishi Truck	1478
700, 7000 Series	1246	2300	1478
800, 8000 Series	1256	2600	1480
Aerostar	1265	Mighty Max	1482
Bronco, Bronco II	1266	Montero	1484
Courier	1273	SPX	1485
F Series	1275	Van	1487
Falcon	1276	Wagon	1488
Ranchero	1278	Navistar/International	1488
Ranger	1280	100, 1000 Series	1488
General Motors Truck	1284	110, 1100 Series	1491
15 Series - 1/2 Ton	1284	120, 1200 Series	1498
25 Series - 3/4 Ton	1306	130, 1300 Series	1504
35 Series - 1 Ton	1326	140, 1400 Series	1510
40, 400, 4000 Series	1348	150, 1500 Series	1510
50, 500, 5000 Series	1354	160, 1600 Series	1511
60, 600, 6000 Series	1360	170, 1700 Series	1517
70, 700, 7000 Series	1372	180, 1800 Series	1527
80, 800, 8000 Series	1377	190, 1900 Series	1538
90, 900, 9000 Series	1379	200, 2000 Series	1543
Caballero	1380	300, 3000 Series	1552
Jimmy	1381	400, 4000 Series	1553
Motor Home	1387	900, 9000 Series	1555
S15	1387	DM10	1557
S15 Jimmy	1391	K Series	1558
Safari	1395	Metro Series	1559
Sprint	1400	M Series Van	1564
Tracker	1402	M800 Navy	1564
Transmode	1403	MS1210	1564
Geo Truck	1403	Scout, Scout II	1565
Tracker	1403	Travelall	1567
Isuzu Truck	1404	Nissan Truck	1578
Amigo	1404	720	1578
NPR	1406	Axxess	1580
Pickup	1406	D21 Pickup	1582
Trooper II	1409	Pathfinder	1583
Jeep	1411	Van	1584
Cherokee	1411	Oldsmobile Truck	1585
CJ Series	1415	Silhouette	1585
Comanche	1419	Peterbilt	1586
Dispatcher	1421	330	1586
DJ Series	1422	Plymouth Truck	1587
FJ8A	1423	100, 150 Series - 1/2 Ton	1587
Gladiator	1424	200, 250 Series - 3/4 Ton	1591
Grand Wagoneer	1427	300, 350 Series - 1 Ton	1594
J10	1428		
J20	1430		

Index

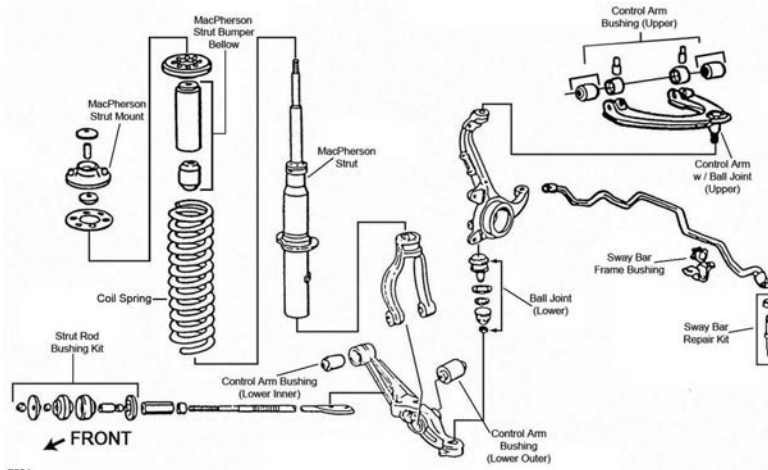
Domestic and Import Cars and Trucks

	Page		Page
Plymouth Truck (Cont)		Thomas Built Buses (Cont)	
Arrow	1599	Saf-T-Liner FS65	1626
Grand Voyager	1600	Vista	1626
Scamp	1602	Toyota Truck	1627
Trailduster	1604	4 Runner	1627
Voyager	1607	Hilux	1629
Pontiac Truck	1609	Land Cruiser	1630
Transport	1609	Pickup	1632
Studebaker Truck	1610	Stout	1637
1/2 Ton	1610	Van	1637
3/4 Ton	1616	Volkswagen Truck	1639
1 Ton	1621	Rabbit	1639
2E16	1623	Type 2 Transporter	1639
2E17	1623	Vanagon	1641
2R16	1623	Willys Motors Inc.	1642
3E16	1623	454	1642
3E17	1623	475	1643
3R16	1624	6-230	1645
4E16 Transtar	1624	654	1647
E16	1624	CJ Series	1649
E17	1624	DJ Series	1651
E28	1624	F4-134	1653
E38	1624	FC150	1655
M16	1624	FC170	1656
Subaru Truck	1625	L6-226	1656
Brat	1625	Willys-Overland	1658
Suzuki Truck	1625	4 X 2	1658
Samurai	1625	4 X 4	1660
Sidekick	1625	473	1661
Thomas Built Buses	1626	CJ Series	1663
Saf-T-Liner ER	1626	Military Jeep	1664

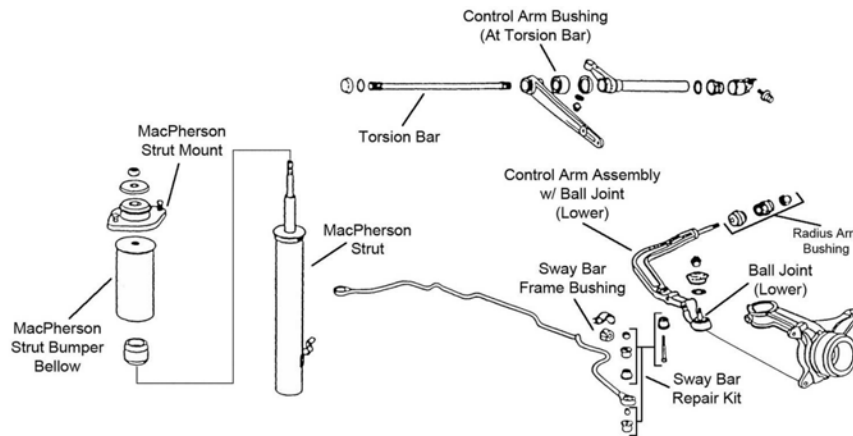
FRONT SUSPENSION



F002



F004



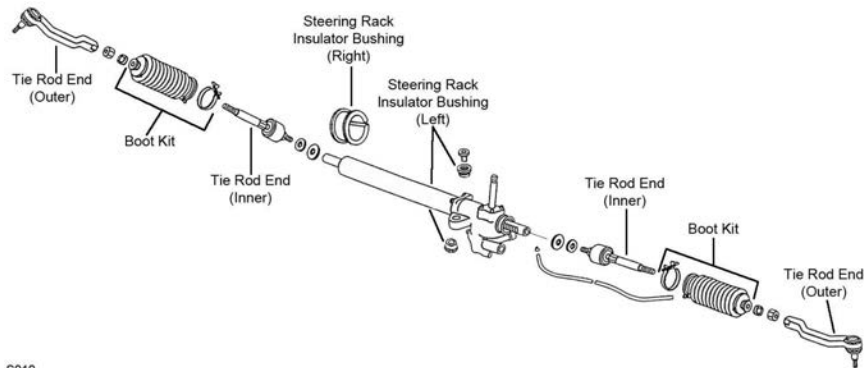
F005

Year	Model/Application	Part	P/C Qty	Figure
Ball Joint				
1990	(Non-Adjustable, Powdered Metal Gusher Brg. For Better Lubrication)	Upper	K500128 ‡	2 F004
	(Powdered Metal Gusher Brg. For Better Lubrication)	Lower	K9385 ‡	2 F004
	+/- 1 Degree Camber/Caster, (Adjustable, Greaseable Socket Reduces Corrosion/Wear)	Upper	K90492 ‡	2 F002, F004
Ball Joint Bushing Extractor and Installer				
1990	1-5/8", (Adjustable Ball Joint Adjusting Wrench)	T40268	1	
Control Arm				
1990	(R-Series)	Left Lower	RK80330	1 F004
	(R-Series)	Right Lower	RK80329	1 F004
Control Arm Bushing				
1989-1986	Lower Arm To Torsion Bar	K9336	2	F005

FRONT SUSPENSION (Cont.)

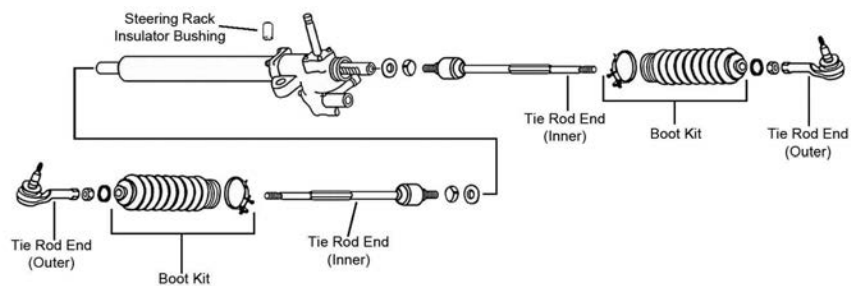
Year	Model/Application	Part	P/C Qty	Figure
Control Arm with Ball Joint				
1990	(R-Series) (R-Series)	Left Upper Right Upper	RK80882 RK80881	1 1 F004 F004
1989-1986	(R-Series) (R-Series)	Left Lower Right Lower	RK9595 RK9593	1 1 F005 F005
Radius Arm Bushing Kit				
1989-1986			K9192	2 F005
Shock Mount				
1989-1986	(Bearing Not Included)		K9480	2 F005
Strut Bumper Bellows				
1990	(Contains Bumper)		K90467	2 F004
Strut Mounting Kit				
1990		Upper	K9492	2 F004
Sway Bar Bushing				
1990		To Frame	K90198	1 F004
Sway Bar Repair Kit				
1990			K90123	2 F004
1989-1986			K90101	2 F005

STEERING



S010

S010

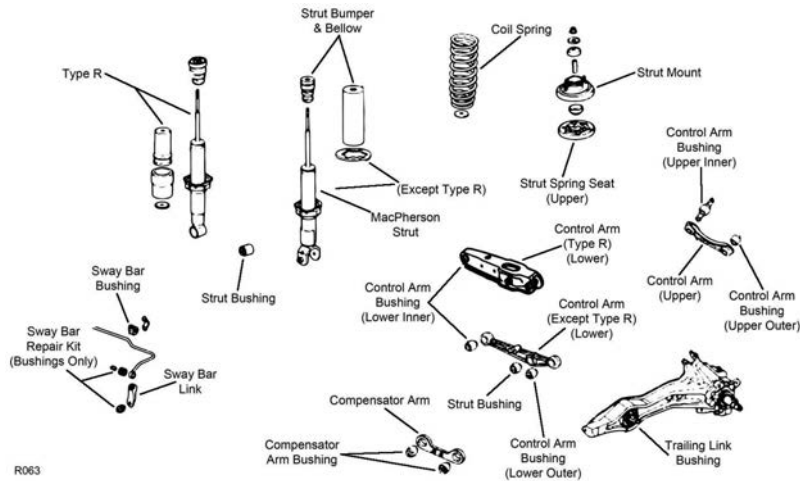


S012

Year	Model/Application	Part	P/C Qty	Figure
Rack & Pinion Boot Kit				
1990			K9306	2 S010
1989-1986	Power Steering Power Steering	Left Right	K9306 K9367	1 1 S012 S012
Tie Rod End				
1990	(Powdered Metal Gusher Brg. For Better Lubrication) (Powdered Metal Gusher Brg. For Better Lubrication) (Full Ball Stud Provides 360 Degrees Of Smooth Rotation)	Left Outer Right Outer Inner	ES2946L ‡ ES2943R ‡ EV296 ‡	1 1 2 S010 S010 S010
1989-1986	(Powdered Metal Gusher Brg. For Better Lubrication) (Full Ball Stud Provides 360 Degrees Of Smooth Rotation)	Outer Inner	ES2095R ‡ EV180 ‡	2 2 S012 S012

ACURA-Integra (Cont.)

REAR SUSPENSION

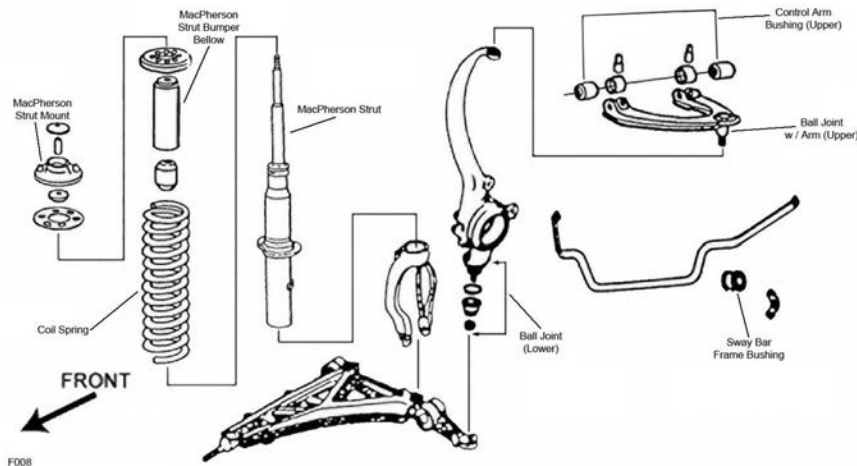


R063

Year	Model/Application	Part	P/C Qty	Figure	
Strut Bumper Bellows					
1990	(Contains Bumper)	K90467	2	R063	
Strut Bushing					
1990		Lower	K9671	2	R063
1989-1986		Lower	K9443	2	
Strut Mounting Kit					
1990		Upper	K9492	2	R063
1989-1986		Upper	K9498	2	
Sway Bar Bushing					
1990	15mm Sway Bar Diameter GS, LS, RS	To Frame	K90577	1	R063
		To End	K90193	2	R063
Sway Bar Link					
1990			K700002	2	R063
Wheel Hub & Bearing Assembly					
1990	4 Wheel ABS Non ABS		513105 513033	2 2	
1989-1986			513050	2	

ACURA-Legend

FRONT SUSPENSION



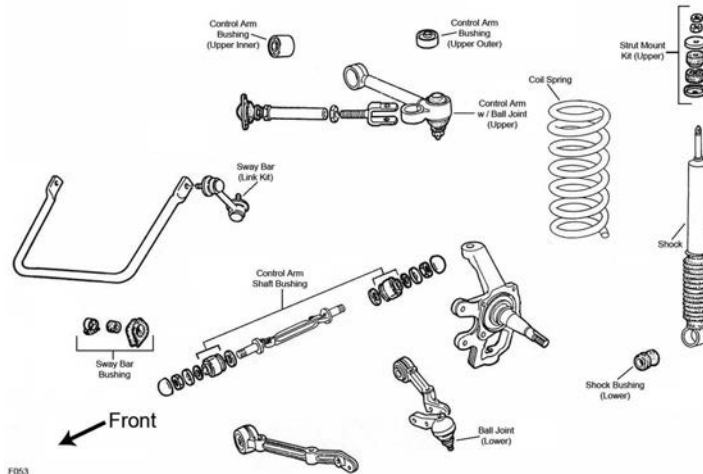
F008

Year	Model/Application	Part	P/C Qty	Figure	
Ball Joint					
1990-1986	(Powdered Metal Gusher Brg. For Better Lubrication)	Lower	K9441 ‡	2	F008

FRONT SUSPENSION (Cont.)				
Year	Model/Application	Part	P/C Qty	Figure
Control Arm				
1988-1986	4 Dr. Sedan, (R-Series)	Right Lower	RK642508	1 F008
Control Arm with Ball Joint				
1990-1988	(R-Series)	Left Upper	RK621630	1 F008
	(R-Series)	Right Upper	RK621629	1 F008
1987-1986	(R-Series)	Left Upper	RK621632	1 F008
	(R-Series)	Right Upper	RK621631	1 F008
Strut Bumper Bellows				
1990-1986	(Contains Bumper)		K90467	2 F008
Strut Mounting Kit				
1990-1986		Upper	K9492	2 F008
Sway Bar Repair Kit				
1990-1986	4 Dr. Sedan		K90102	2 F008
STEERING				
<p>The diagram shows an exploded view of steering components. At the top left is the 'Steering Rack Insulator Bushing'. To its right is the 'Tie Rod End (Inner)'. Further right is a 'Boot Kit' which includes a coil spring. To the right of the boot kit is the 'Tie Rod End (Outer)'. Below these are two more 'Tie Rod End (Outer)' components, one labeled 'Thru 1990' and another 'From 1991'. In the center, there is another 'Boot Kit' and a 'Tie Rod End (Inner)' component.</p>				
S013				
Year	Model/Application	Part	P/C Qty	Figure
Rack & Pinion Boot Kit				
1990-1986		Left	K9306	1 S013
		Right	K9367	1 S013
Tie Rod End				
1990-1986		Left Outer	ES2812L	1 S013
		Right Outer	ES2811R	1 S013
	(Full Ball Stud Provides 360 Degrees Of Smooth Rotation)	Inner	EV212 ‡	2 S013
REAR SUSPENSION				
Year	Model/Application	Part	P/C Qty	Figure
Control Arm Bushing				
1990-1987	(Contains Front And Rear Bushings)	Lower	K90033	2
Strut Bumper Bellows				
1990-1986	(Replacement Type, Contains Bumper)		K90466	2
Strut Bushing				
1990-1989		Lower	K9443	2
1988-1987	Coupe Hardtop	Lower	K9443	2
Strut Mount				
1988-1986	4 Dr. Sedan		K90214	2
Strut Mounting Kit				
1990-1989		Upper	K9498	2
1988-1987	Coupe Hardtop	Upper	K9498	2
Sway Bar Bushing				
1990-1987		To End	K90193	2

ALFA ROMEO–Spider Veloce

FRONT SUSPENSION

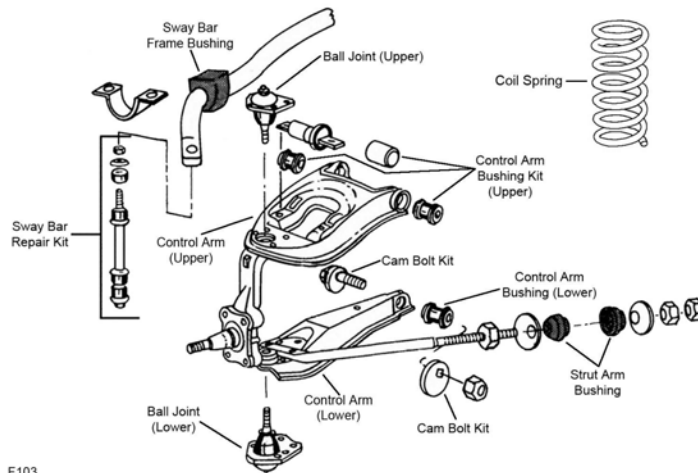


F053

Year	Model/Application	Part	P/C Qty	Figure
Ball Joint				
1990-1983		Lower	K500294	2 F053
Control Arm with Ball Joint				
1990-1983	(R-Series)	Left Upper	RK621636	1 F053
	(R-Series)	Right Upper	RK621635	1 F053

AMERICAN MOTORS CORP.–Ambassador

FRONT SUSPENSION



F103

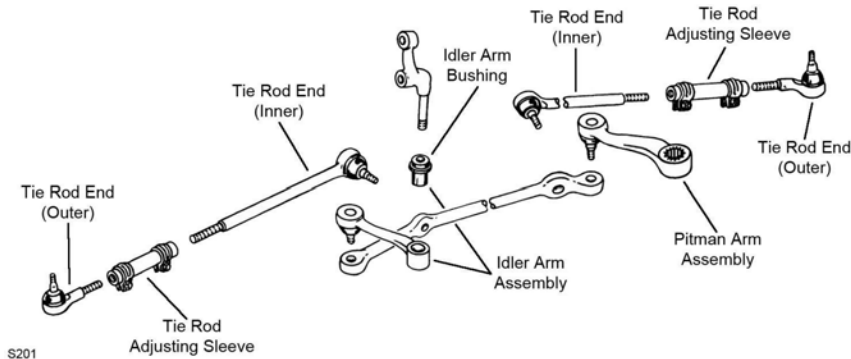
Year	Model/Application	Part	P/C Qty	Figure
Ball Joint				
1974-1970	(Full Ball Stud Provides 360 Degrees Of Smooth Rotation) (Powdered Metal Gusher Brg. For Better Lubrication)	Upper	K3082 ‡	2 F103
		Lower	K3083 ‡	2 F103
Control Arm Bumper Bushing				
1971	258(4.2L)	Lower	K3180	2 F103
1970	232(3.8L)	Lower	K3180	2 F103
Control Arm Bushing				
1974-1970	(Contains Front And Rear Bushings)	Upper	K3096	2 F103
1974-1967		Lower	K3059	2 F103
Sway Bar Bushing				
1974-1969		To Frame	K3110	1 F103
1968	390(6.4L), 13/16" Bar Diameter Or Smaller	To Frame	K5242	1 F103
	390(6.4L), 7/8" Bar Diameter Or Larger	To Frame	K3110	1 F103
1968-1967	290(4.8L), 13/16" Bar Diameter Or Smaller	To Frame	K5242	1 F103
	290(4.8L), 7/8" Bar Diameter Or Larger	To Frame	K3110	1 F103

(Cont.) Ambassador-AMERICAN MOTORS CORP.

FRONT SUSPENSION (Cont.)

Year	Model/Application	Part	P/C Qty	Figure
Sway Bar Bushing				
1968-1967 (Cont.)	343(5.6L), 13/16" Bar Diameter Or Smaller	To Frame	K5242	1 F103
	343(5.6L), 7/8" Bar Diameter Or Larger	To Frame	K3110	1 F103
Sway Bar Repair Kit				
1974-1970	(Includes Polyurethane Bushings And Solid Metal Sleeve For Enhanced Performance. Barrel Nut Allows For Easier Installation.) (Standard Design)		K700535 ‡	2 F103
			K3093	2 F103

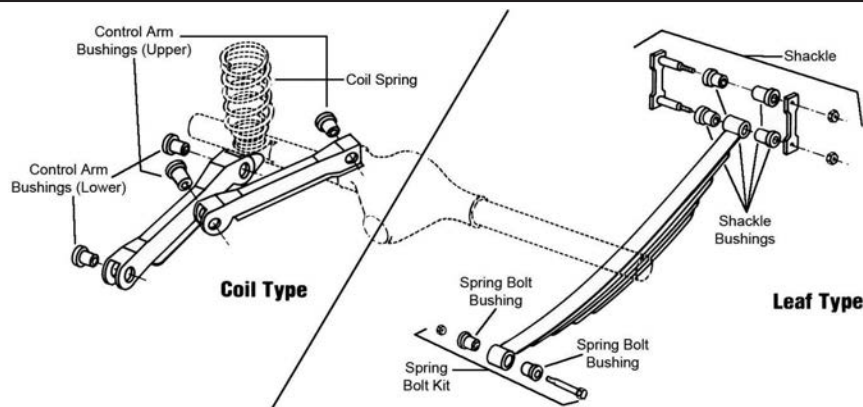
STEERING



S201

Year	Model/Application	Part	P/C Qty	Figure
Idler Arm				
1974-1964	(Greaseable Socket Reduces Corrosion/Wear)		K3074 ‡	1 S201
Idler Arm Bushing				
1974-1964	(For OE Design Idler Arm Only)		K3026	1 S201
1963-1962	Manual Steering, (For OE Design Idler Arm Only)		K3026	1 S201
Tie Rod Adjusting Sleeve				
1974-1971			ES2032S	2 S201
1970	11/16" - 18 Thread 5/8" - 18 Thread		ES2004S	2 S201
			ES2032S	2 S201
1969-1960			ES2004S	2 S201
Tie Rod End				
1974-1971	(Includes Sunoloy-Coated Metal Bearing To Combine Durability With Smooth Stud Swing)	Outer	ES368RL ‡	2 S201
1974-1970	(Includes Sunoloy-Coated Metal Bearing To Combine Durability With Smooth Stud Swing)	Inner	DS757 ‡	2 S201
1970	5/8" - 18 Thread, (Includes Sunoloy-Coated Metal Bearing To Combine Durability With Smooth Stud Swing)	Outer	ES368RL ‡	2 S201

REAR SUSPENSION



R310

Year	Model/Application	Part	P/C Qty	Figure
Control Arm Bushing Set				
1974-1970	(Contains Front And Rear Bushings)	Lower	K5161	2 R310
1974-1967	(Contains Front And Rear Bushings)	Upper	K5161	2 R310

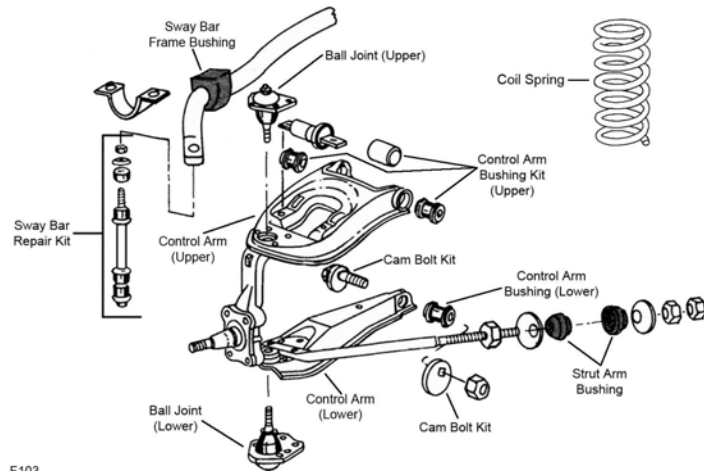
AMERICAN MOTORS CORP.-Ambassador (Cont.)

REAR SUSPENSION (Cont.)

Year	Model/Application	Part	P/C Qty	Figure	
Leaf Spring Bushing					
1972-1971		Front	K200958	2	R310
Leaf Spring Shackle Bushing					
1974-1973		Upper Rear	K3194	4	

AMERICAN MOTORS CORP.-American

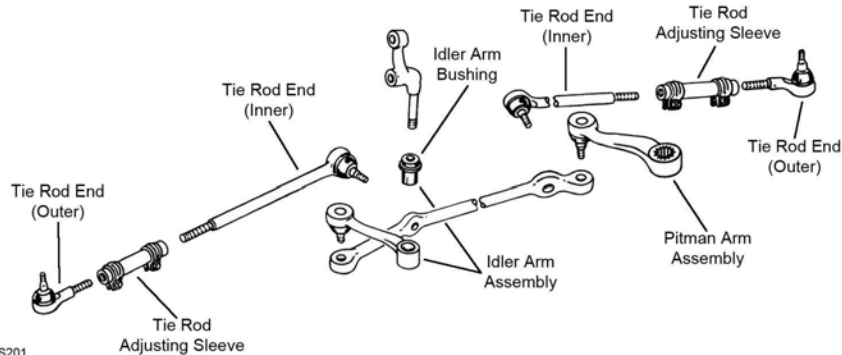
FRONT SUSPENSION



F103

Year	Model/Application	Part	P/C Qty	Figure	
Control Arm Bushing					
1970-1964		Lower	K3059	2	F103
Sway Bar Bushing					
1968-1967	13/16" Bar Diameter Or Smaller	To Frame	K5242	1	F103
	7/8" Bar Diameter Or Larger	To Frame	K3110	1	F103
Sway Bar Repair Kit					
1968-1966	5.5" Length, (Includes Polyurethane Bushings And Solid Metal Sleeve For Enhanced Performance. Barrel Nut Allows For Easier Installation.)		K700528 ‡	2	F103

STEERING



S201

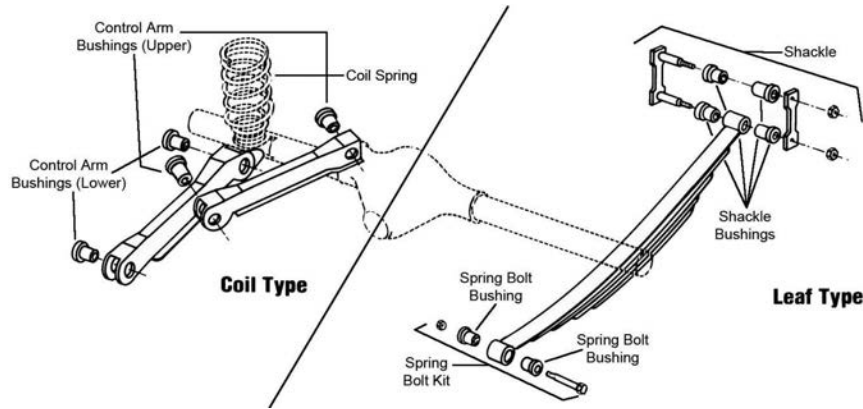
Year	Model/Application	Part	P/C Qty	Figure	
Idler Arm					
1969-1964	(Greaseable Socket Reduces Corrosion/Wear)		K3074 ‡	1	S201
Idler Arm Bushing					
1969-1964	(For OE Design Idler Arm Only)		K3026	1	S201
1963-1962	Manual Steering, (For OE Design Idler Arm Only)		K3026	1	S201
Tie Rod Adjusting Sleeve					
1969-1964			ES2032S	2	S201
1963-1960			ES2004S	2	S201

(Cont.) American-AMERICAN MOTORS CORP.

STEERING (Cont.)

Year	Model/Application	Part	P/C Qty	Figure
Tie Rod End				
1969-1964	(Includes Sunoloy-Coated Metal Bearing To Combine Durability With Smooth Stud Swing)	Inner	DS757 ‡	2 S201
1968-1964	(Includes Sunoloy-Coated Metal Bearing To Combine Durability With Smooth Stud Swing)	Outer	ES368RL ‡	2 S201
1963-1960	(Powdered Metal Gusher Brg. For Better Lubrication)	Outer	ES344L ‡	2 S201

REAR SUSPENSION

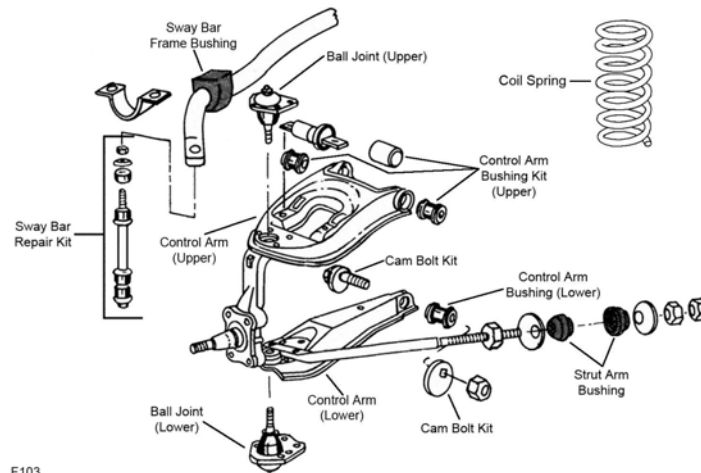


R310

Year	Model/Application	Part	P/C Qty	Figure
Leaf Spring Shackle Bushing				
1963-1958		Lower	K200917	4 R310

AMX-AMERICAN MOTORS CORP.

FRONT SUSPENSION



F103

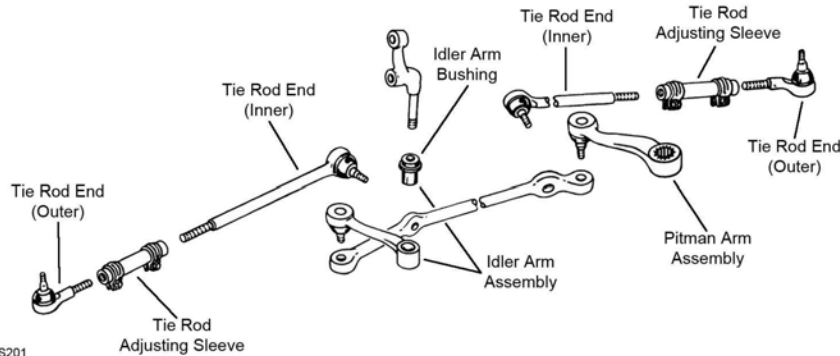
Year	Model/Application	Part	P/C Qty	Figure
Ball Joint				
1980-1978	(Full Ball Stud Provides 360 Degrees Of Smooth Rotation) (Powdered Metal Gusher Brg. For Better Lubrication)	Upper	K3082 ‡	2 F103
		Lower	K3083 ‡	2 F103
1970	(Full Ball Stud Provides 360 Degrees Of Smooth Rotation) (Powdered Metal Gusher Brg. For Better Lubrication)	Upper	K3082 ‡	2 F103
		Lower	K3083 ‡	2 F103
Control Arm Bumper Bushing				
1980-1979		Lower	K3180	2 F103
1978	258(4.2L)	Lower	K3180	2 F103
Control Arm Bushing				
1980-1978	(Contains Front And Rear Bushings)	Upper	K3096	2 F103
		Lower	K3059	2 F103
1970	(Contains Front And Rear Bushings)	Upper	K3096	2 F103
		Lower	K3059	2 F103
1970-1968		Lower	K3059	2 F103

AMERICAN MOTORS CORP.-AMX (Cont.)

FRONT SUSPENSION (Cont.)

Year	Model/Application	Part	P/C Qty	Figure
Sway Bar Bushing				
1980-1978		To Frame	K3110	1 F103
1969		To Frame	K3110	1 F103
1968	13/16" Bar Diameter Or Smaller 7/8" Bar Diameter Or Larger	To Frame	K5242	1 F103
		To Frame	K3110	1 F103
Sway Bar Repair Kit				
1980-1978	(Includes Polyurethane Bushings And Solid Metal Sleeve For Enhanced Performance. Barrel Nut Allows For Easier Installation.) (Standard Design)		K700535 ‡	2 F103
			K3093	2 F103
1970	(Includes Polyurethane Bushings And Solid Metal Sleeve For Enhanced Performance. Barrel Nut Allows For Easier Installation.) (Standard Design)		K700535 ‡	2 F103
			K3093	2 F103
1969-1968	(Includes Polyurethane Bushings And Solid Metal Sleeve For Enhanced Performance. Barrel Nut Allows For Easier Installation.) (Standard Design)		K700531 ‡	2 F103
			K8097	2 F103

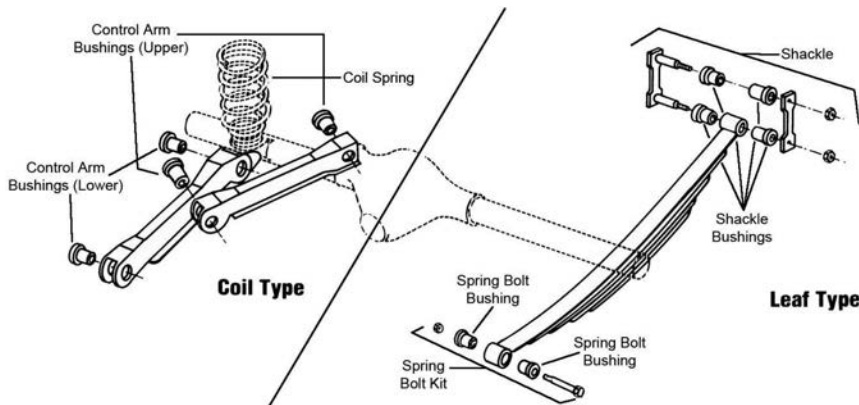
STEERING



S201

Year	Model/Application	Part	P/C Qty	Figure
Idler Arm				
1970-1968	(Greaseable Socket Reduces Corrosion/Wear)		K3074 ‡	1 S201
Idler Arm Bushing				
1979-1978	(For OE Design Idler Arm Only)		K3026	1 S201
1970-1968	(For OE Design Idler Arm Only)		K3026	1 S201
Tie Rod Adjusting Sleeve				
1980-1978			ES2032S	2 S201
1970-1968			ES2032S	2 S201
Tie Rod End				
1980-1978	(Includes Sunoloy-Coated Metal Bearing To Combine Durability With Smooth Stud Swing) (Includes Sunoloy-Coated Metal Bearing To Combine Durability With Smooth Stud Swing)	Outer	ES368RL ‡	2 S201
		Inner	DS757 ‡	2 S201
1970-1968	(Includes Sunoloy-Coated Metal Bearing To Combine Durability With Smooth Stud Swing) (Includes Sunoloy-Coated Metal Bearing To Combine Durability With Smooth Stud Swing)	Outer	ES368RL ‡	2 S201
		Inner	DS757 ‡	2 S201

REAR SUSPENSION



R310

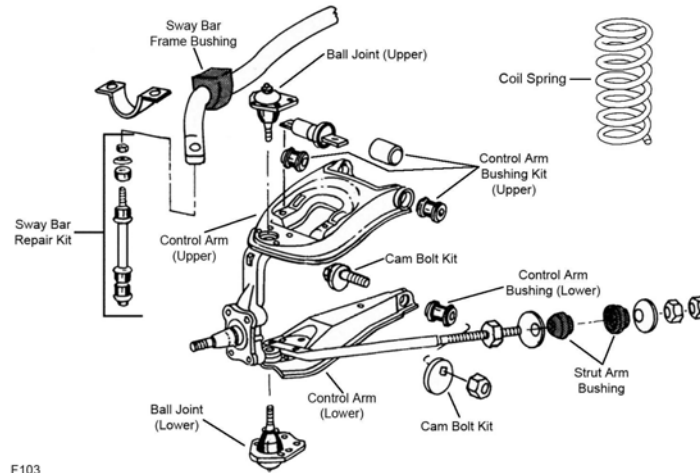
(Cont.) AMX-AMERICAN MOTORS CORP.

REAR SUSPENSION (Cont.)

Year	Model/Application	Part	P/C Qty	Figure
Leaf Spring Bushing				
1980-1978		Front K201007	2	R310
1970-1968		Front K200958	2	R310
Leaf Spring Shackle Bushing				
1980-1978		Upper K3194	4	R310
		Lower K8785	2	R310
1970		K8785	4	R310

Concord-AMERICAN MOTORS CORP.

FRONT SUSPENSION



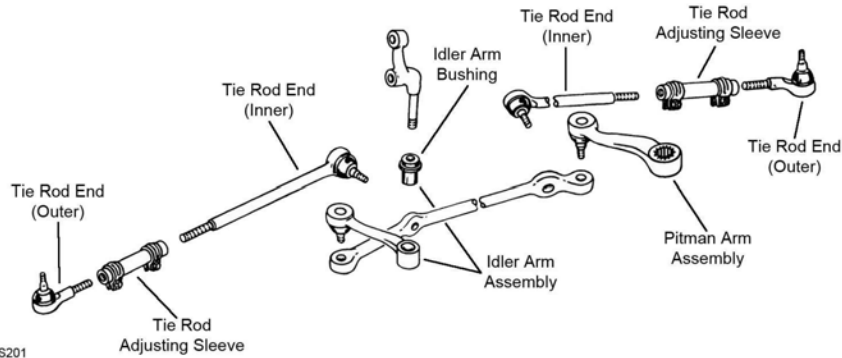
F103

F103

Year	Model/Application	Part	P/C Qty	Figure
Ball Joint				
1983-1978	(Full Ball Stud Provides 360 Degrees Of Smooth Rotation) (Powdered Metal Gusher Brg. For Better Lubrication)	Upper K3082 ‡	2	F103
		Lower K3083 ‡	2	F103
Control Arm Bumper Bushing				
1983		Lower K3180	2	F103
1982-1978	258(4.2L)	Lower K3180	2	F103
1979-1978	232(3.8L)	Lower K3180	2	F103
	304(5.0L)	Lower K3180	2	F103
Control Arm Bushing				
1983-1978	(Contains Front And Rear Bushings)	Upper K3096	2	F103
		Lower K3059	2	F103
Sway Bar Bushing				
1983-1978		To Frame K3110	1	F103
Sway Bar Repair Kit				
1983-1978	(Includes Polyurethane Bushings And Solid Metal Sleeve For Enhanced Performance. Barrel Nut Allows For Easier Installation.) (Standard Design)	K700535 ‡	2	F103
		K3093	2	F103

AMERICAN MOTORS CORP.-Concord (Cont.)

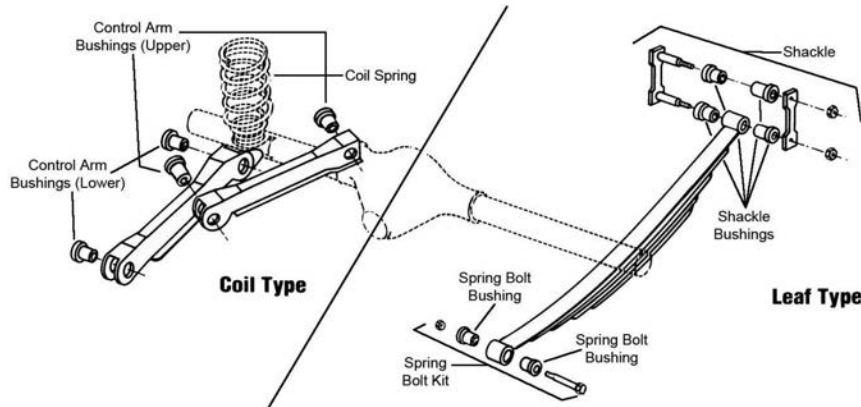
STEERING



S201

Year	Model/Application	Part	P/C Qty	Figure	
Idler Arm Bushing					
1979-1978	(For OE Design Idler Arm Only)	K3026	1	S201	
Tie Rod Adjusting Sleeve					
1983-1978		ES2032S	2	S201	
Tie Rod End					
1983-1978	(Includes Sunoloy-Coated Metal Bearing To Combine Durability With Smooth Stud Swing) (Includes Sunoloy-Coated Metal Bearing To Combine Durability With Smooth Stud Swing)	Outer Inner	ES368RL ‡ DS757 ‡	2 2	S201 S201

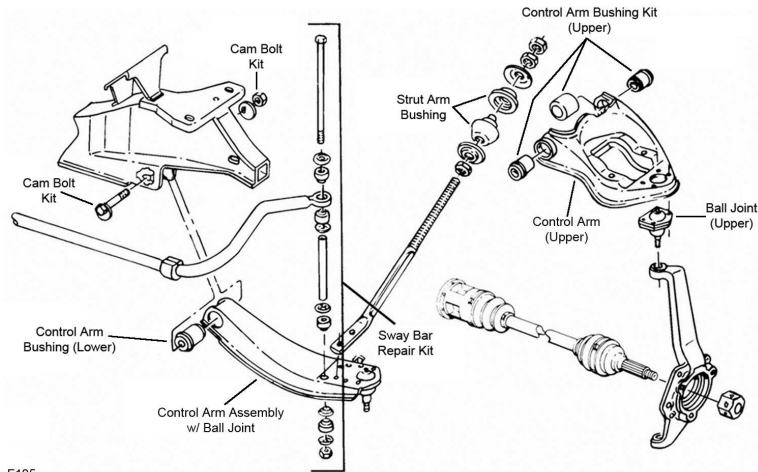
REAR SUSPENSION



R310

Year	Model/Application	Part	P/C Qty	Figure	
Leaf Spring Bushing					
1983-1978		Front	K201007	2	R310
Leaf Spring Shackle Bushing					
1983-1978		Upper Lower	K3194 K8785	4 2	R310 R310

FRONT SUSPENSION

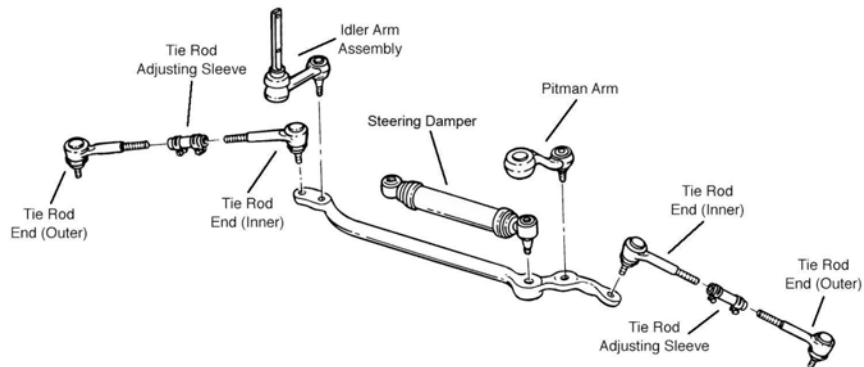


F105

F105

Year	Model/Application	Part	P/C Qty	Figure
Ball Joint				
1988-1980	(Full Ball Stud Provides 360 Degrees Of Smooth Rotation)	Upper	K3082 ‡	2 F105
Control Arm Bumper Bushing				
1988-1985		Lower	K3180	2 F105
1984-1980	258(4.2L)	Lower	K3180	2 F105
Control Arm Bushing				
1988-1980	(Contains Front And Rear Bushings)	Upper	K3096	2 F105
		Lower	K3113	2 F105
Sway Bar Bushing				
1983-1980		To Frame	K3110	1 F105
Sway Bar Repair Kit				
1988-1980	(Heavy Duty Design) (Includes Polyurethane Bushings And Solid Metal Sleeve For Enhanced Performance. Barrel Nut Allows For Easier Installation.)		K3124 K700541 ‡	2 F105 2 F105

STEERING

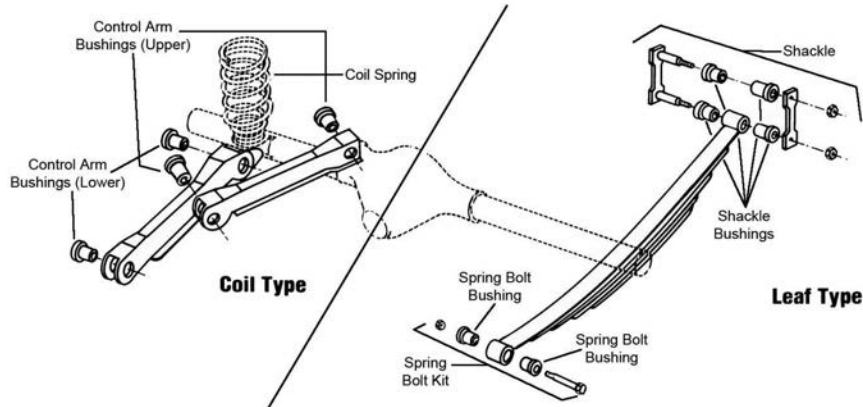


S283

Year	Model/Application	Part	P/C Qty	Figure
Steering Damper Cylinder				
1988-1980	(Trail Boss)	Front	SSD56	1 S283
Tie Rod Adjusting Sleeve				
1988-1980			ES2032S	2 S283
Tie Rod End				
1988-1980	(Includes Sunoloy-Coated Metal Bearing To Combine Durability With Smooth Stud Swing) (Greaseable Socket Reduces Corrosion/Wear)	Outer	ES2106RL ‡	2 S283
		Inner	ES2107RL ‡	2 S283

AMERICAN MOTORS CORP.-Eagle (Cont.)

REAR SUSPENSION

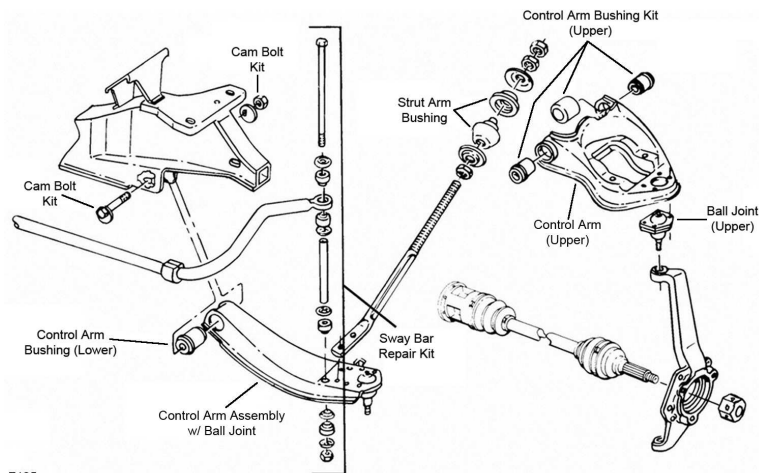


R310

Year	Model/Application	Part	P/C Qty	Figure
Leaf Spring Bushing				
1988-1980		Front	K201007	2 R310
Leaf Spring Shackle Bushing				
1988-1980		Upper	K3194	4 R310
		Lower	K8785	2 R310

AMERICAN MOTORS CORP.-Eagle Kamback

FRONT SUSPENSION



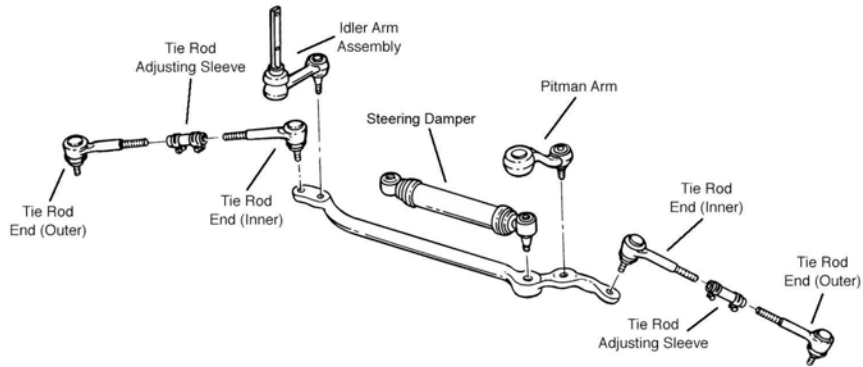
F105

F105

Year	Model/Application	Part	P/C Qty	Figure
Ball Joint				
1982-1981	(Full Ball Stud Provides 360 Degrees Of Smooth Rotation)	Upper	K3082 ‡	2 F105
Control Arm Bumper Bushing				
1982-1981	258(4.2L)	Lower	K3180	2 F105
Control Arm Bushing				
1982-1981	(Contains Front And Rear Bushings)	Upper	K3096	2 F105
		Lower	K3113	2 F105
Sway Bar Bushing				
1982-1981		To Frame	K3110	1 F105
Sway Bar Repair Kit				
1982-1981	(Heavy Duty Design) (Includes Polyurethane Bushings And Solid Metal Sleeve For Enhanced Performance. Barrel Nut Allows For Easier Installation.)		K3124 K700541 ‡	2 F105 2 F105

(Cont.) Eagle Kamback-AMERICAN MOTORS CORP.

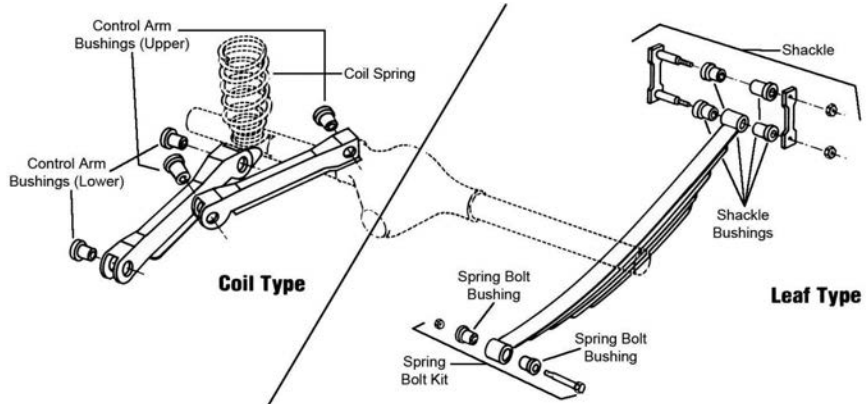
STEERING



S283

Year	Model/Application	Part	P/C Qty	Figure
Steering Damper Cylinder				
1982-1981	(Trail Boss) Front	SSD56	1	S283
Tie Rod Adjusting Sleeve				
1982-1981		ES2032S	2	S283
Tie Rod End				
1982-1981	(Includes Sunoloy-Coated Metal Bearing To Combine Durability With Smooth Stud Swing) (Greaseable Socket Reduces Corrosion/Wear)	Outer ES2106RL ‡ Inner ES2107RL ‡	2 2	S283 S283

REAR SUSPENSION

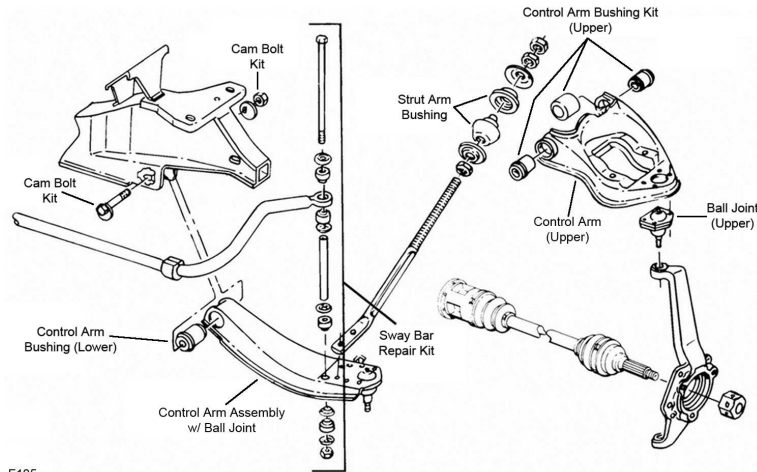


R310

Year	Model/Application	Part	P/C Qty	Figure
Leaf Spring Bushing				
1982-1981	Front	K201007	2	R310
Leaf Spring Shackle Bushing				
1982-1981	Upper	K3194	4	R310
	Lower	K8785	2	R310

AMERICAN MOTORS CORP.-Eagle SX/4

FRONT SUSPENSION

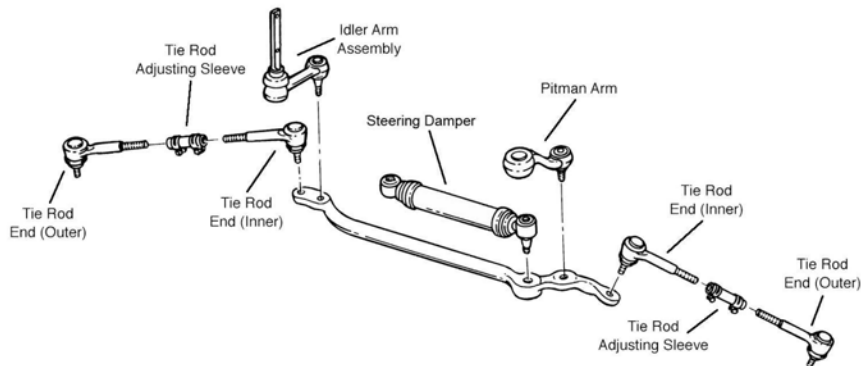


F105

F105

Year	Model/Application	Part	P/C Qty	Figure
Ball Joint				
1983-1981	(Full Ball Stud Provides 360 Degrees Of Smooth Rotation)	Upper	K3082 ‡	2 F105
Control Arm Bumper Bushing				
1983-1981	258(4.2L)	Lower	K3180	2 F105
Control Arm Bushing				
1983-1981	(Contains Front And Rear Bushings)	Upper	K3096	2 F105
		Lower	K3113	2 F105
Sway Bar Bushing				
1983-1981		To Frame	K3110	1 F105
Sway Bar Repair Kit				
1983-1981	(Heavy Duty Design) (Includes Polyurethane Bushings And Solid Metal Sleeve For Enhanced Performance. Barrel Nut Allows For Easier Installation.)		K3124 K700541 ‡	2 F105 2 F105

STEERING

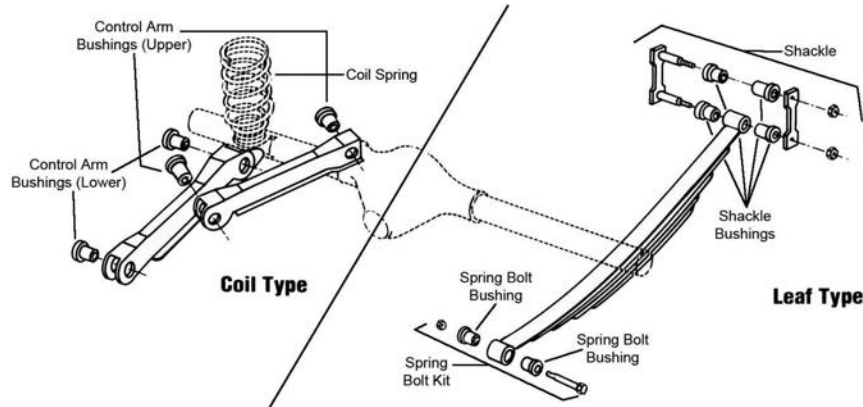


S283

Year	Model/Application	Part	P/C Qty	Figure
Steering Damper Cylinder				
1983-1981	(Trail Boss)	Front	SSD56	1 S283
Tie Rod Adjusting Sleeve				
1983-1981			ES2032S	2 S283
Tie Rod End				
1983-1981	(Includes Sunloy-Coated Metal Bearing To Combine Durability With Smooth Stud Swing) (Greaseable Socket Reduces Corrosion/Wear)	Outer	ES2106RL ‡	2 S283
		Inner	ES2107RL ‡	2 S283

(Cont.) Eagle SX4-AMERICAN MOTORS CORP.

REAR SUSPENSION

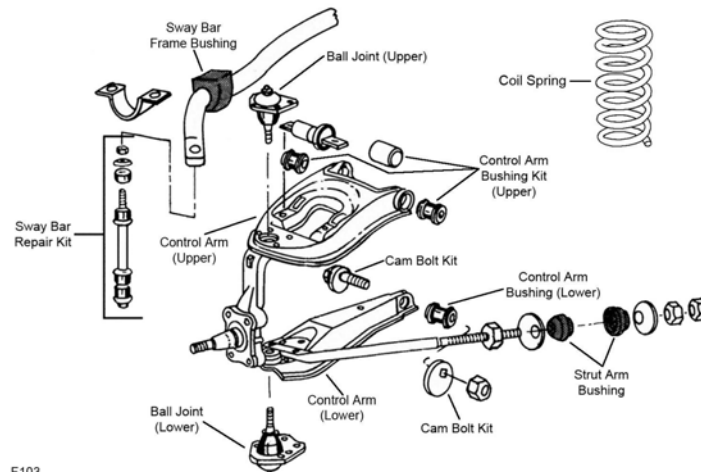


R310

Year	Model/Application	Part	P/C Qty	Figure
Leaf Spring Bushing				
1983-1981		Front	K201007	2 R310
Leaf Spring Shackle Bushing				
1983-1981		Upper	K3194	4 R310
		Lower	K8785	2 R310

Gremlin-AMERICAN MOTORS CORP.

FRONT SUSPENSION

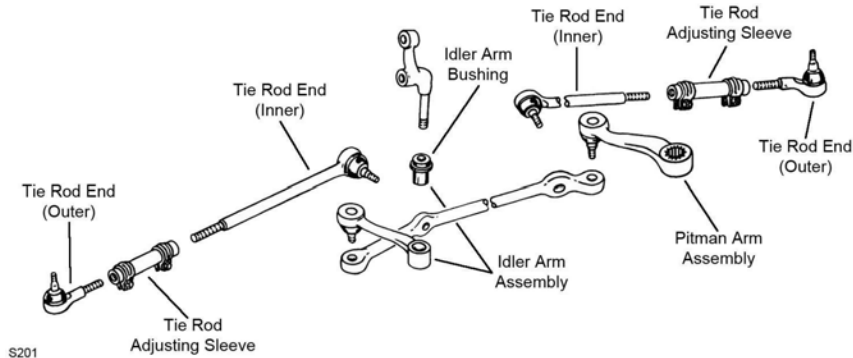


F103

Year	Model/Application	Part	P/C Qty	Figure
Ball Joint				
1978-1970	(Full Ball Stud Provides 360 Degrees Of Smooth Rotation) (Powdered Metal Gusher Brg. For Better Lubrication)	Upper	K3082 ‡	2 F103
		Lower	K3083 ‡	2 F103
Control Arm Bumper Bushing				
1978-1975	304(5.0L)	Lower	K3180	2 F103
1978-1972	232(3.8L)	Lower	K3180	2 F103
	258(4.2L)	Lower	K3180	2 F103
1971-1970		Lower	K3180	2 F103
Control Arm Bushing				
1978-1970	(Contains Front And Rear Bushings)	Upper	K3096	2 F103
		Lower	K3059	2 F103
Sway Bar Bushing				
1978-1970		To Frame	K3110	1 F103
Sway Bar Repair Kit				
1978-1970	(Includes Polyurethane Bushings And Solid Metal Sleeve For Enhanced Performance. Barrel Nut Allows For Easier Installation.) (Standard Design)		K700535 ‡	2 F103
			K3093	2 F103

AMERICAN MOTORS CORP.-Gremlin (Cont.)

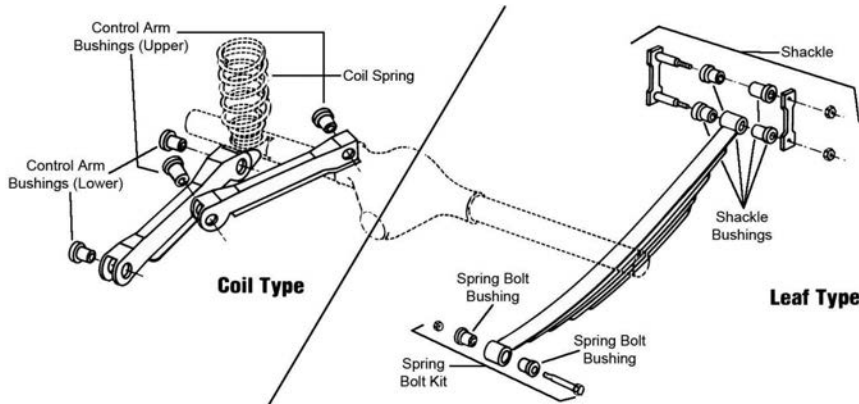
STEERING



S201

Year	Model/Application	Part	P/C Qty	Figure	
Idler Arm					
1976-1970	6 Cyl. (Greaseable Socket Reduces Corrosion/Wear)	K3087 ‡	1	S201	
Idler Arm Bushing					
1978-1971	258(4.2L), (For OE Design Idler Arm Only)	K3026	1	S201	
1978-1970	232(3.8L), (For OE Design Idler Arm Only) 304(5.0L), (For OE Design Idler Arm Only)	K3026 K3026	1 1	S201 S201	
1970	199(3.3L), (For OE Design Idler Arm Only)	K3026	1	S201	
Tie Rod Adjusting Sleeve					
1978-1970		ES2032S	2	S201	
Tie Rod End					
1978-1970	(Includes Sunoloy-Coated Metal Bearing To Combine Durability With Smooth Stud Swing) (Includes Sunoloy-Coated Metal Bearing To Combine Durability With Smooth Stud Swing)	Outer Inner	ES368RL ‡ DS757 ‡	2 2	S201 S201

REAR SUSPENSION



R310

Year	Model/Application	Part	P/C Qty	Figure	
Leaf Spring Bushing					
1978		Front	SB364	2	R310
1977-1974	232(3.8L)	Front	K200958	2	R310
	258(4.2L)	Front	K200958	2	R310
	304(5.0L)	Front	K200958	2	R310
1973-1971	2.00" Outside Diameter	Front	K200998	2	R310
1973-1970	1.500" Outside Diameter	Front	K200958	2	R310
Leaf Spring Shackle Bushing					
1978-1974		Upper	K3194	4	R310
1978-1973		Lower	K8785	2	R310
1973	1.500" Length	Upper	K3194	4	R310
	1.710" Length	Upper	K8785	2	R310
1972-1970			K8785	4	R310

GTA-AMERICAN MOTORS CORP.

FRONT SUSPENSION				
Year	Model/Application	Part	P/C Qty	Figure
Ball Joint				
1987		Lower	K3143	2
Sway Bar Bushing				
1987		To Arm To Frame	K3138 K3136	1 1
STEERING				
<p>S277</p>				
Year	Model/Application	Part	P/C Qty	Figure
Tie Rod End				
1987	Rack & Pinion Power, (Includes Wrench Flats For Easier Service)	Outer	ES2230RL ‡	2
	Rack & Pinion Power, (Full Ball Stud Provides 360 Degrees Of Smooth Rotation)	Inner	EV118 ‡	2

Hornet-AMERICAN MOTORS CORP.

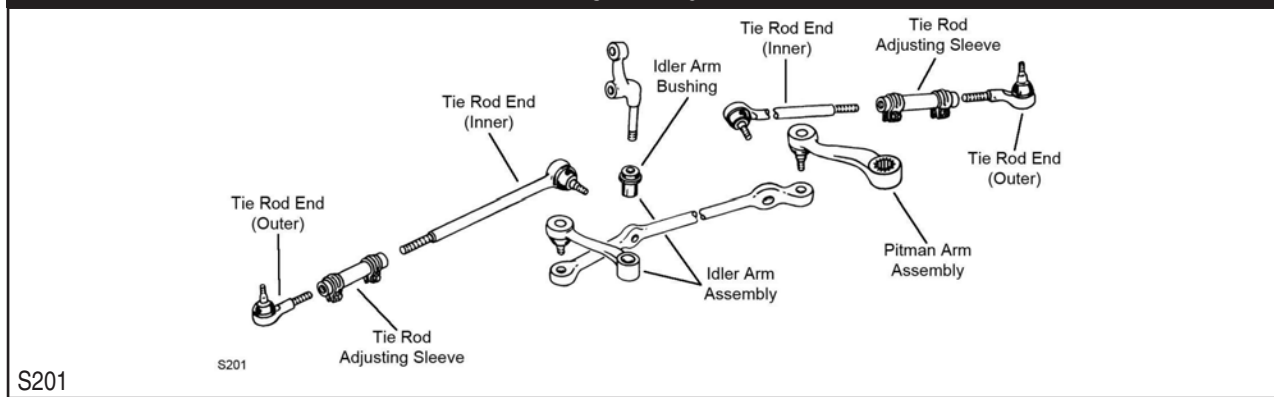
FRONT SUSPENSION				
<p>F103</p>				
Year	Model/Application	Part	P/C Qty	Figure
Ball Joint				
1978-1970	(Full Ball Stud Provides 360 Degrees Of Smooth Rotation) (Powdered Metal Gusher Brg. For Better Lubrication)	Upper Lower	K3082 ‡ K3083 ‡	2 2
Control Arm Bumper Bushing				
1977-1975		Lower	K3180	2
1974-1971	258(4.2L)	Lower	K3180	2
1974-1970	232(3.8L)	Lower	K3180	2
1970	199(3.3L)	Lower	K3180	2
Control Arm Bushing				
1978-1970		Lower	K3059	2
1977-1970	(Contains Front And Rear Bushings)	Upper	K3096	2

AMERICAN MOTORS CORP.-Hornet (Cont.)

FRONT SUSPENSION (Cont.)

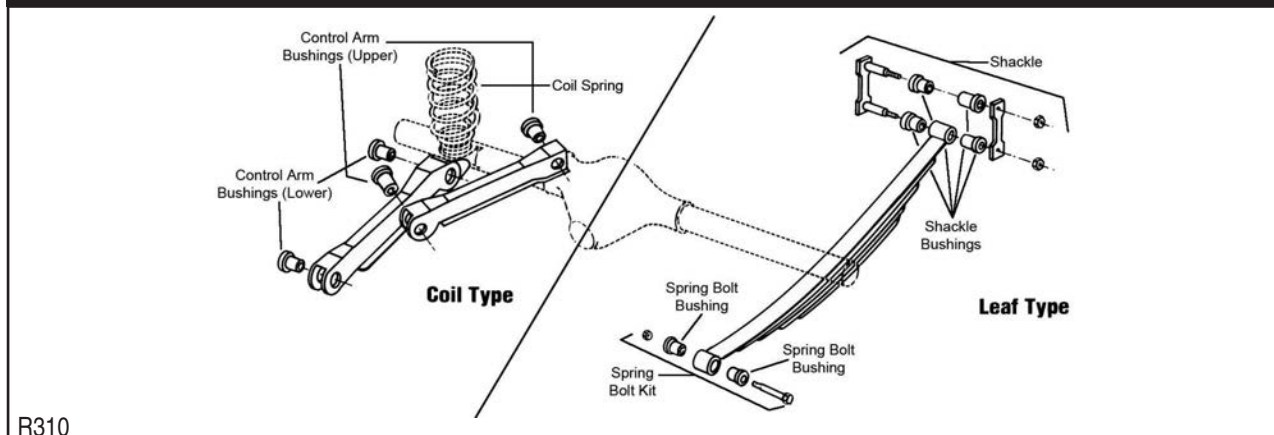
Year	Model/Application	Part	P/C Qty	Figure	
Sway Bar Bushing					
1977-1970		To Frame	K3110	1	F103
Sway Bar Repair Kit					
1977-1970	(Includes Polyurethane Bushings And Solid Metal Sleeve For Enhanced Performance. Barrel Nut Allows For Easier Installation.) (Standard Design)		K700535 ‡	2	F103
			K3093	2	F103

STEERING



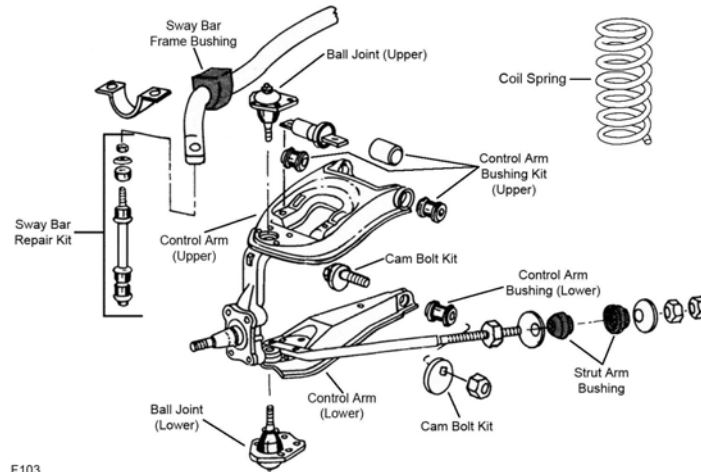
Year	Model/Application	Part	P/C Qty	Figure	
Idler Arm					
1976-1970	6 Cyl., (Greaseable Socket Reduces Corrosion/Wear)		K3087 ‡	1	S201
Idler Arm Bushing					
1977-1970	(For OE Design Idler Arm Only)		K3026	1	S201
Tie Rod Adjusting Sleeve					
1977-1970			ES2032S	2	S201
Tie Rod End					
1977-1971	(Includes Sunoloy-Coated Metal Bearing To Combine Durability With Smooth Stud Swing)	Outer	ES368RL ‡	2	S201
1977-1970	(Includes Sunoloy-Coated Metal Bearing To Combine Durability With Smooth Stud Swing)	Inner	DS757 ‡	2	S201

REAR SUSPENSION



Year	Model/Application	Part	P/C Qty	Figure	
Leaf Spring Bushing					
1977-1971		Front	K200998	2	R310
1970	1.500" Outside Diameter	Front	K200958	2	R310
	2.00" Outside Diameter	Front	K200998	2	R310
Leaf Spring Shackle Bushing					
1977-1973	1.500" Length	Lower	K8785	2	R310
		Upper	K3194	4	R310
1972-1970			K8785	4	R310

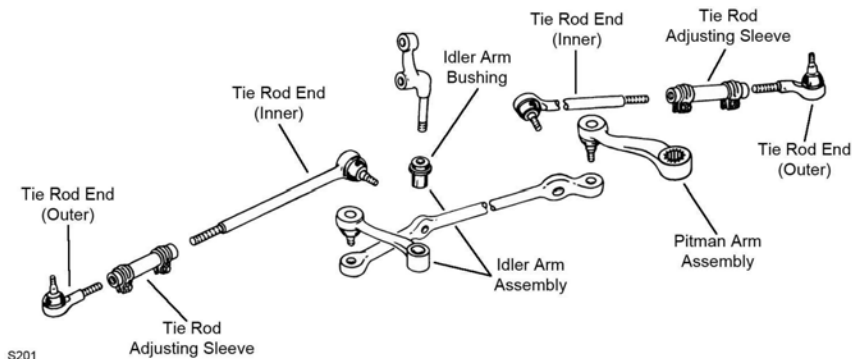
FRONT SUSPENSION



F103

Year	Model/Application	Part	P/C Qty	Figure
Ball Joint				
1974-1970	(Powdered Metal Gusher Brg. For Better Lubrication)	Lower	K3083 ‡	2 F103
1974-1969	(Full Ball Stud Provides 360 Degrees Of Smooth Rotation)	Upper	K3082 ‡	2 F103
Control Arm Bumper Bushing				
1974-1971	258(4.2L)	Lower	K3180	2 F103
1974-1970	232(3.8L)	Lower	K3180	2 F103
Control Arm Bushing				
1974-1970	(Contains Front And Rear Bushings)	Upper	K3096	2 F103
1974-1968		Lower	K3059	2 F103
Sway Bar Bushing				
1969		To Frame	K3110	1 F103
1968	13/16" Bar Diameter Or Smaller 7/8" Bar Diameter Or Larger	To Frame	K5242	1 F103
		To Frame	K3110	1 F103
Sway Bar Repair Kit				
1974-1970	(Includes Polyurethane Bushings And Solid Metal Sleeve For Enhanced Performance. Barrel Nut Allows For Easier Installation.) (Standard Design)		K700535 ‡	2 F103
			K3093	2 F103
1969-1968	(Includes Polyurethane Bushings And Solid Metal Sleeve For Enhanced Performance. Barrel Nut Allows For Easier Installation.) (Standard Design)		K700531 ‡	2 F103
			K8097	2 F103

STEERING



S201

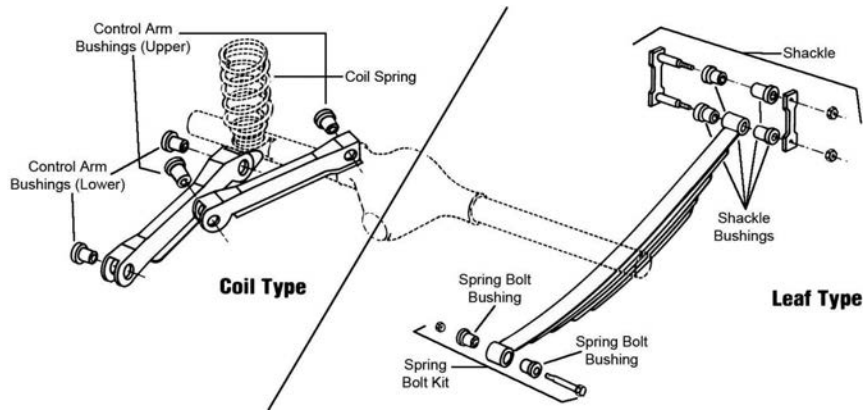
Year	Model/Application	Part	P/C Qty	Figure
Idler Arm				
1974-1968	(Greaseable Socket Reduces Corrosion/Wear)		K3074 ‡	1 S201
Idler Arm Bushing				
1974-1968	(For OE Design Idler Arm Only)		K3026	1 S201
Tie Rod Adjusting Sleeve				
1974-1968			ES2032S	2 S201

AMERICAN MOTORS CORP.-Javelin (Cont.)

STEERING (Cont.)

Year	Model/Application	Part	P/C Qty	Figure	
Tie Rod End					
1974-1968	(Includes Sunoloy-Coated Metal Bearing To Combine Durability With Smooth Stud Swing) (Includes Sunoloy-Coated Metal Bearing To Combine Durability With Smooth Stud Swing)	Outer Inner	ES368RL ‡ DS757 ‡	2 2	S201 S201

REAR SUSPENSION



R310

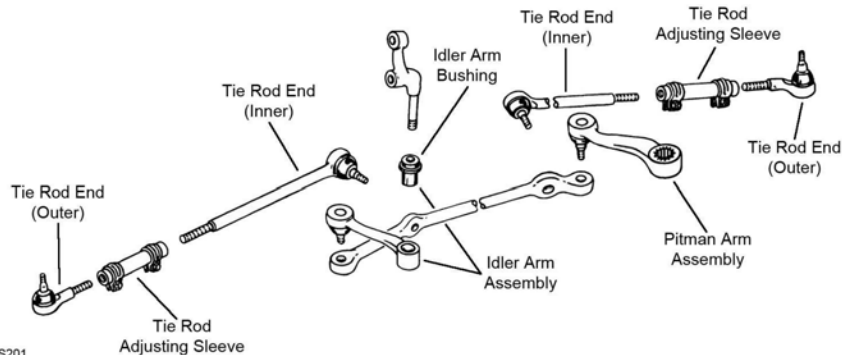
Year	Model/Application	Part	P/C Qty	Figure	
Leaf Spring Bushing					
1974-1968		Front	K200958	2	R310
Leaf Spring Shackle Bushing					
1974-1973	1.500" Length 1.710" Length	Upper Rear	K3194 K8785	4 4	R310 R310
1972-1970			K8785	4	R310

AMERICAN MOTORS CORP.-Marlin

FRONT SUSPENSION

Year	Model/Application	Part	P/C Qty	Figure	
Control Arm Bushing					
1967		Lower	K3059	2	
Sway Bar Bushing					
1967	290(4.8L), 13/16" Bar Diameter Or Smaller 290(4.8L), 7/8" Bar Diameter Or Larger 343(5.6L), 7/8" Bar Diameter Or Larger	To Frame To Frame To Frame	K5242 K3110 K3110	1 1 1	
Sway Bar Repair Kit					
1966	232(3.8L), 5.5" Length, (Includes Polyurethane Bushings And Solid Metal Sleeve For Enhanced Performance. Barrel Nut Allows For Easier Installation.)		K700528 ‡	2	

STEERING



S201

Year	Model/Application	Part	P/C Qty	Figure	
Idler Arm Bushing					
1967-1965	(For OE Design Idler Arm Only)		K3026	1	S201

(Cont.) Marlin-AMERICAN MOTORS CORP.

STEERING (Cont.)

Year	Model/Application	Part	P/C Qty	Figure
Tie Rod Adjusting Sleeve				
1967-1965		ES2004S	2	S201
REAR SUSPENSION				
R310				
Year	Model/Application	Part	P/C Qty	Figure
Control Arm Bushing Set				
1967	(Contains Front And Rear Bushings)	Upper K5161	2	R310

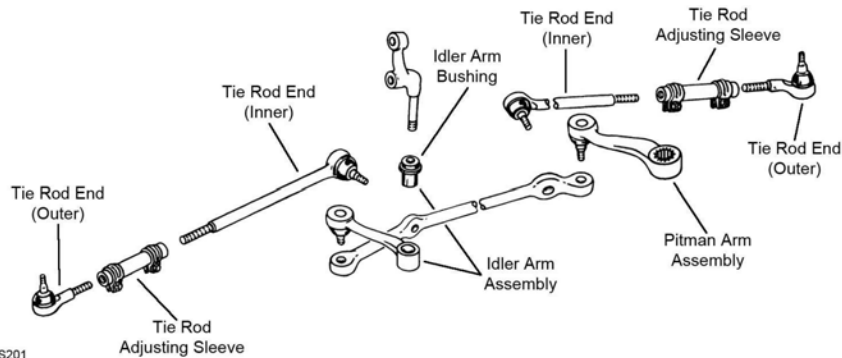
Matador-AMERICAN MOTORS CORP.

FRONT SUSPENSION

F103					
Year	Model/Application	Part	P/C Qty	Figure	
Ball Joint					
1978-1971	(Full Ball Stud Provides 360 Degrees Of Smooth Rotation) (Powdered Metal Gusher Brg. For Better Lubrication)	Upper Lower	K3082 ‡ K3083 ‡	2 2	F103 F103
Control Arm Bumper Bushing					
1978-1975		Lower	K3180	2	F103
1974-1971	232(3.8L) 258(4.2L)	Lower Lower	K3180 K3180	2 2	F103 F103
Control Arm Bushing					
1978-1971	(Contains Front And Rear Bushings)	Upper Lower	K3096 K3059	2 2	F103 F103
Sway Bar Bushing					
1977-1971		To Frame	K3110	1	F103
Sway Bar Repair Kit					
1978-1971	(Includes Polyurethane Bushings And Solid Metal Sleeve For Enhanced Performance. Barrel Nut Allows For Easier Installation.) (Standard Design)		K700535 ‡ K3093	2 2	F103 F103

AMERICAN MOTORS CORP.-Matador (Cont.)

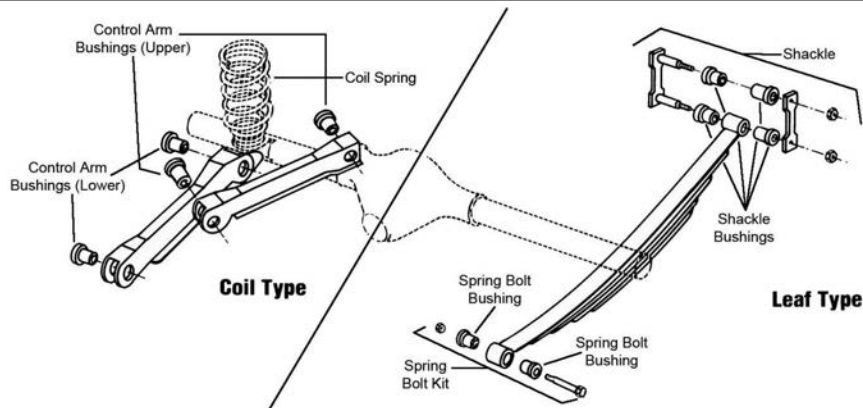
STEERING



S201

Year	Model/Application	Part	P/C Qty	Figure
Idler Arm				
1978-1972	(Greaseable Socket Reduces Corrosion/Wear)	K3074 ‡	1	S201
1971	Except Handling Package, (Greaseable Socket Reduces Corrosion/Wear)	K3074 ‡	1	S201
Idler Arm Bushing				
1978-1971	(For OE Design Idler Arm Only)	K3026	1	S201
Tie Rod Adjusting Sleeve				
1978-1971		ES2032S	2	S201
Tie Rod End				
1978-1971	(Includes Sunloy-Coated Metal Bearing To Combine Durability With Smooth Stud Swing)	Inner DS757 ‡	2	S201
1977-1971	(Includes Sunloy-Coated Metal Bearing To Combine Durability With Smooth Stud Swing)	Outer ES368RL ‡	2	S201

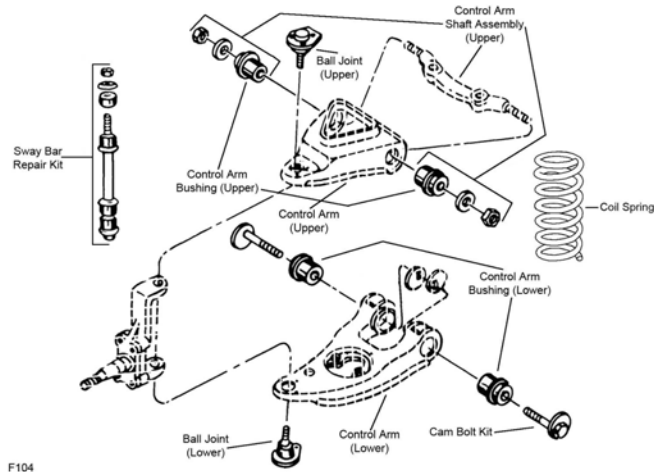
REAR SUSPENSION



R310

Year	Model/Application	Part	P/C Qty	Figure
Control Arm Bushing Set				
1978-1971	(Contains Front And Rear Bushings)	Upper K5161	2	R310
	(Contains Front And Rear Bushings)	Lower K5161	2	R310
Leaf Spring Shackle Bushing				
1978-1973		Upper Rear K3194	4	R310

FRONT SUSPENSION

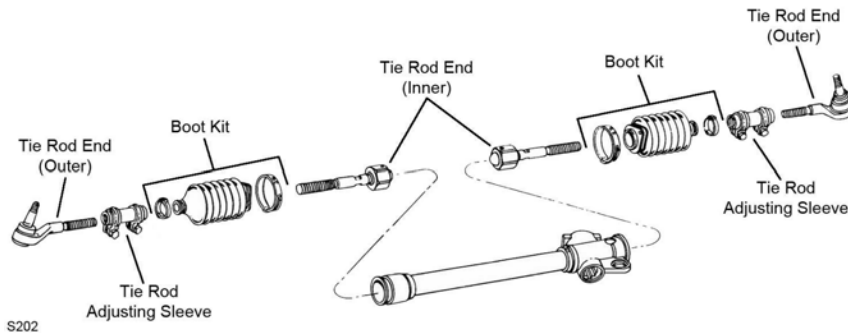


F104

F104

Year	Model/Application	Part	P/C Qty	Figure
Sway Bar Bushing				
1980-1975	To Frame	K3110	1	F104
Sway Bar Repair Kit				
1980-1978	(Heavy Duty Design) 5" Length, (Includes Polyurethane Bushings And Solid Metal Sleeve For Enhanced Performance. Barrel Nut Allows For Easier Installation.)	K90308 K700530 ‡	2 2	F104 F104
1977	Thru Chassis Serial Number 27712, 5.5" Length, (Includes Polyurethane Bushings And Solid Metal Sleeve For Enhanced Performance. Barrel Nut Allows For Easier Installation.)	K700528 ‡	2	F104
1976-1975	5.5" Length, (Includes Polyurethane Bushings And Solid Metal Sleeve For Enhanced Performance. Barrel Nut Allows For Easier Installation.)	K700528 ‡	2	F104

STEERING



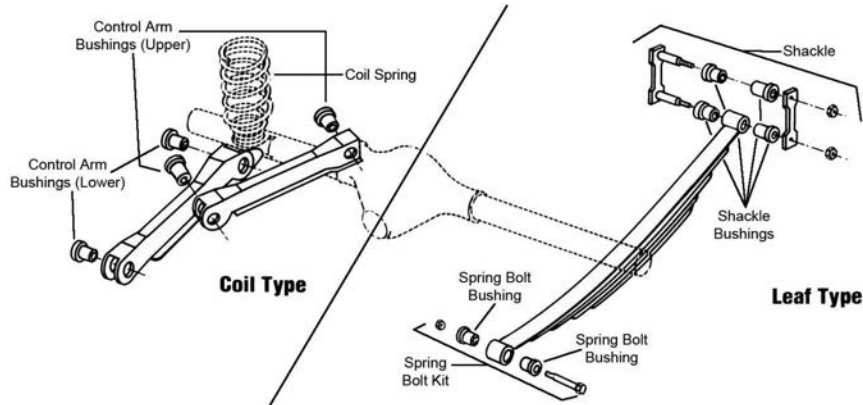
S202

S202

Year	Model/Application	Part	P/C Qty	Figure
Tie Rod Adjusting Sleeve				
1980-1975		ES2004S	2	S202

AMERICAN MOTORS CORP.-Pacer (Cont.)

REAR SUSPENSION



R310

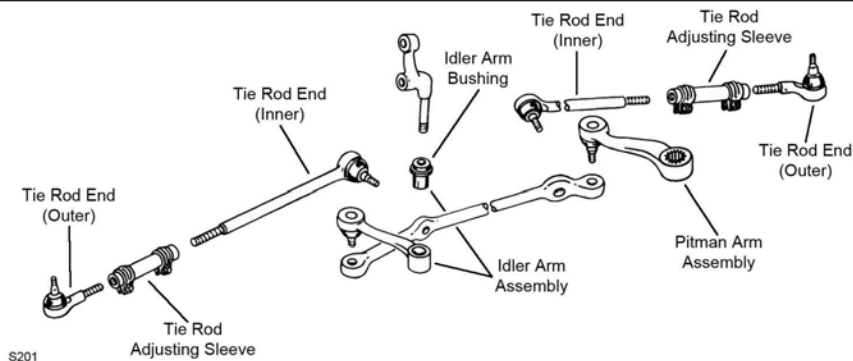
Year	Model/Application	Part	P/C Qty	Figure
Leaf Spring Bushing				
1980-1978		Front	K201007	2 R310
1977-1975		Front	K200998	2 R310
Leaf Spring Shackle Bushing				
1980-1975	1.710" Length		K8785	4 R310
1979-1975	1.500" Length	Upper Rear	K3194	4 R310

AMERICAN MOTORS CORP.-Rambler

FRONT SUSPENSION

Year	Model/Application	Part	P/C Qty	Figure
Control Arm Bushing				
1969		Lower	K3059	2
Sway Bar Bushing				
1969		To Frame	K3110	1
Sway Bar Repair Kit				
1969	5.5" Length, (Includes Polyurethane Bushings And Solid Metal Sleeve For Enhanced Performance. Barrel Nut Allows For Easier Installation.)		K700528 ‡	2

STEERING



S201

Year	Model/Application	Part	P/C Qty	Figure
Idler Arm				
1969	(Greaseable Socket Reduces Corrosion/Wear)		K3074 ‡	1 S201
Idler Arm Bushing				
1969	(For OE Design Idler Arm Only)		K3026	1 S201
Tie Rod Adjusting Sleeve				
1969			ES2032S	2 S201
1960			ES2004S	2 S201
Tie Rod End				
1969	(Includes Sunoloy-Coated Metal Bearing To Combine Durability With Smooth Stud Swing)	Outer	ES368RL ‡	2 S201
	(Includes Sunoloy-Coated Metal Bearing To Combine Durability With Smooth Stud Swing)	Inner	DS757 ‡	2 S201

(Cont.) Rambler-AMERICAN MOTORS CORP.

STEERING (Cont.)

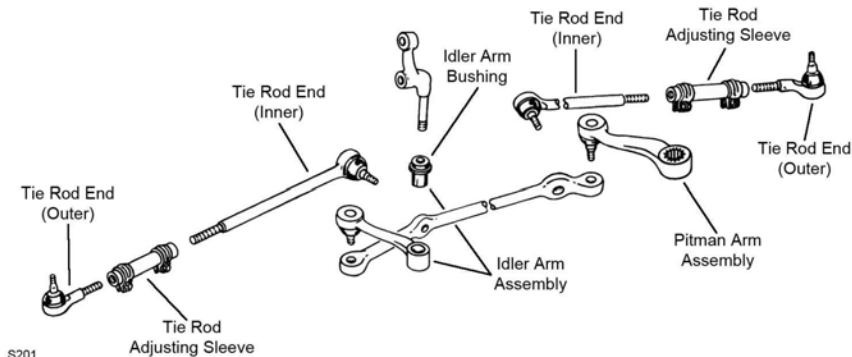
Year	Model/Application	Part	P/C Qty	Figure
Tie Rod End				
1960	(Powdered Metal Gusher Brg. For Better Lubrication)	Outer ES344L ‡	2	S201

Rambler Classic-AMERICAN MOTORS CORP.

FRONT SUSPENSION

Year	Model/Application	Part	P/C Qty	Figure
Sway Bar Repair Kit				
1966	199(3.3L), 5.5" Length, (Includes Polyurethane Bushings And Solid Metal Sleeve For Enhanced Performance. Barrel Nut Allows For Easier Installation.)	K700528 ‡	2	
	232(3.8L), 5.5" Length, (Includes Polyurethane Bushings And Solid Metal Sleeve For Enhanced Performance. Barrel Nut Allows For Easier Installation.)	K700528 ‡	2	
	287(4.7L), 5.5" Length, (Includes Polyurethane Bushings And Solid Metal Sleeve For Enhanced Performance. Barrel Nut Allows For Easier Installation.)	K700528 ‡	2	
	290(4.8L), 5.5" Length, (Includes Polyurethane Bushings And Solid Metal Sleeve For Enhanced Performance. Barrel Nut Allows For Easier Installation.)	K700528 ‡	2	

STEERING

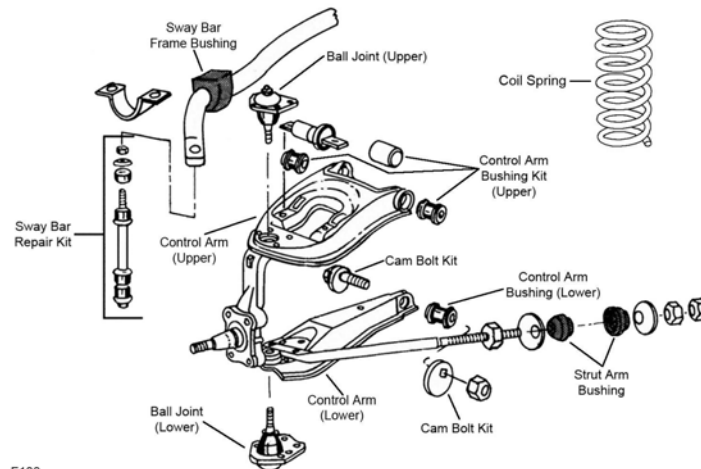


S201

Year	Model/Application	Part	P/C Qty	Figure
Idler Arm Bushing				
1966-1964	(For OE Design Idler Arm Only)	K3026	1	S201
1963-1962	Manual Steering, (For OE Design Idler Arm Only)	K3026	1	S201
Tie Rod Adjusting Sleeve				
1966-1961		ES2004S	2	S201
Tie Rod End				
1961	196(3.2L), (Powdered Metal Gusher Brg. For Better Lubrication)	Outer ES344L ‡	2	S201

Rebel-AMERICAN MOTORS CORP.

FRONT SUSPENSION



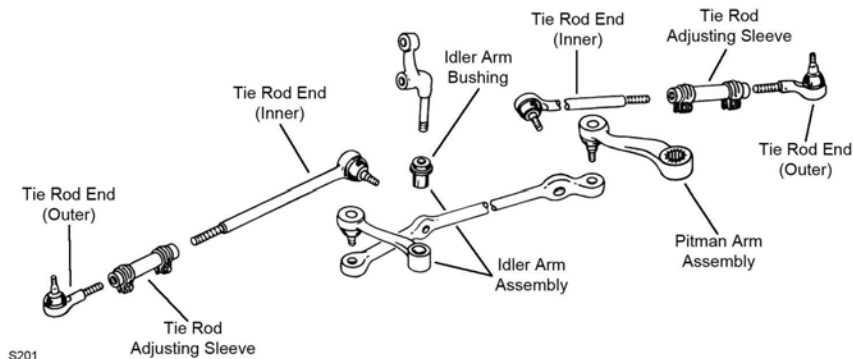
F103

AMERICAN MOTORS CORP.-Rebel (Cont.)

FRONT SUSPENSION (Cont.)

Year	Model/Application	Part	P/C Qty	Figure
Ball Joint				
1970	(Full Ball Stud Provides 360 Degrees Of Smooth Rotation) (Powdered Metal Gusher Brg. For Better Lubrication)	Upper Lower	K3082 ‡ K3083 ‡	2 2 F103 F103
Control Arm Bumper Bushing				
1970	232(3.8L)	Lower	K3180	2 F103
Control Arm Bushing				
1970	(Contains Front And Rear Bushings)	Upper	K3096	2 F103
1970-1967		Lower	K3059	2 F103
Sway Bar Bushing				
1970-1969		To Frame	K3110	1 F103
1968-1967	13/16" Bar Diameter Or Smaller 7/8" Bar Diameter Or Larger	To Frame To Frame	K5242 K3110	1 1 F103 F103
Sway Bar Repair Kit				
1970	(Includes Polyurethane Bushings And Solid Metal Sleeve For Enhanced Performance. Barrel Nut Allows For Easier Installation.) (Standard Design)		K700535 ‡ K3093	2 2 F103 F103
1969-1967	5.5" Length, (Includes Polyurethane Bushings And Solid Metal Sleeve For Enhanced Performance. Barrel Nut Allows For Easier Installation.)		K700528 ‡	2 F103

STEERING

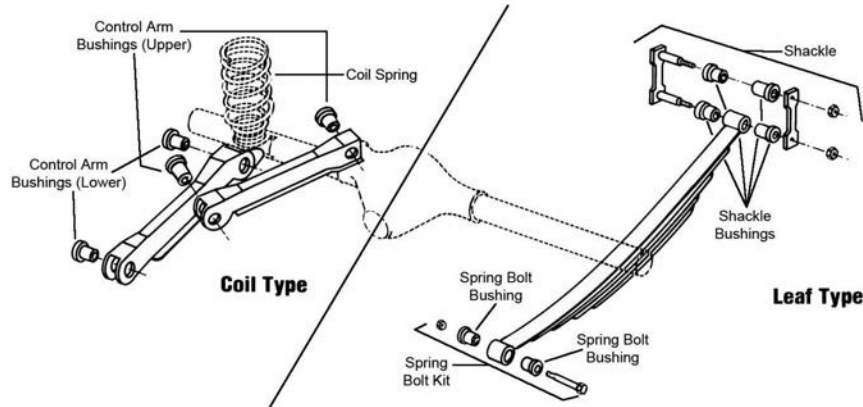


S201

Year	Model/Application	Part	P/C Qty	Figure
Idler Arm				
1970	Except Handling Package, (Greaseable Socket Reduces Corrosion/Wear)		K3074 ‡	1 S201
Idler Arm Bushing				
1970-1967	(For OE Design Idler Arm Only)		K3026	1 S201
Tie Rod Adjusting Sleeve				
1970	11/16" - 18 Thread 5/8" - 18 Thread		ES2004S ES2032S	2 2 S201 S201
1969-1967			ES2004S	2 S201
Tie Rod End				
1970	(Includes Sunoloy-Coated Metal Bearing To Combine Durability With Smooth Stud Swing) 5/8" - 18 Thread, (Includes Sunoloy-Coated Metal Bearing To Combine Durability With Smooth Stud Swing)	Inner Outer	DS757 ‡ ES368RL ‡	2 2 S201 S201

(Cont.) Rebel-AMERICAN MOTORS CORP.

REAR SUSPENSION

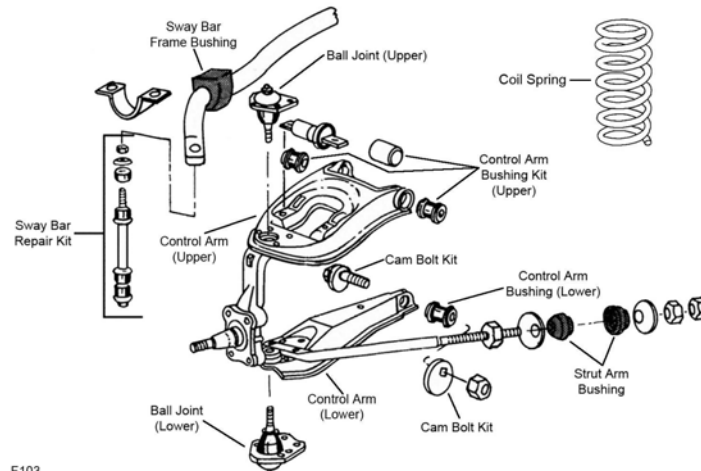


R310

Year	Model/Application	Part	P/C Qty	Figure
Control Arm Bushing Set				
1970	(Contains Front And Rear Bushings)	Lower	K5161	2 R310
1970-1967	(Contains Front And Rear Bushings)	Upper	K5161	2 R310

Spirit-AMERICAN MOTORS CORP.

FRONT SUSPENSION

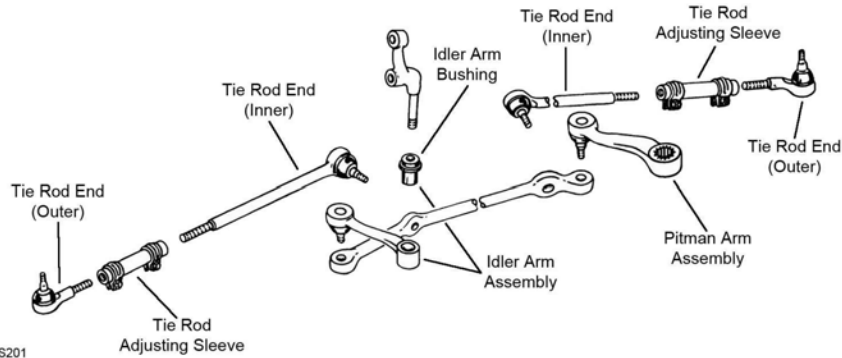


F103

Year	Model/Application	Part	P/C Qty	Figure
Ball Joint				
1983-1979	(Full Ball Stud Provides 360 Degrees Of Smooth Rotation) (Powdered Metal Gusher Brg. For Better Lubrication)	Upper Lower	K3082 ‡ K3083 ‡	2 2 F103
Control Arm Bumper Bushing				
1983		Lower	K3180	2 F103
1982-1979	258(4.2L)	Lower	K3180	2 F103
1979	232(3.8L) 304(5.0L)	Lower Lower	K3180 K3180	2 2 F103
Control Arm Bushing				
1983-1979	(Contains Front And Rear Bushings)	Upper Lower	K3096 K3059	2 2 F103
Sway Bar Bushing				
1983-1979		To Frame	K3110	1 F103
Sway Bar Repair Kit				
1983-1979	(Includes Polyurethane Bushings And Solid Metal Sleeve For Enhanced Performance. Barrel Nut Allows For Easier Installation.) (Standard Design)		K700535 ‡ K3093	2 2 F103

AMERICAN MOTORS CORP.-Spirit (Cont.)

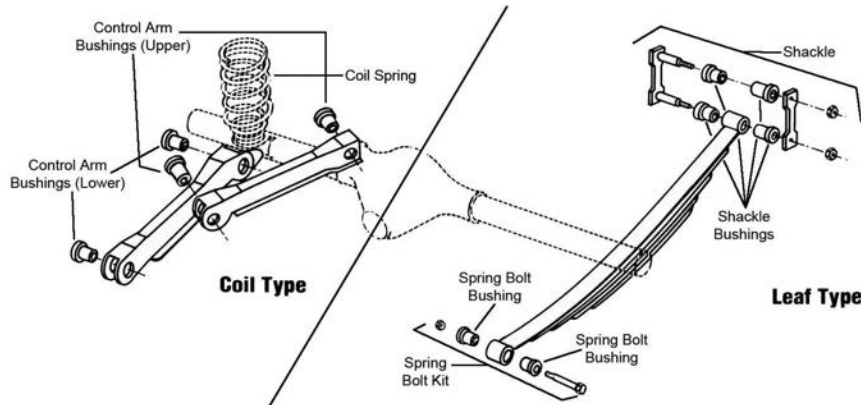
STEERING



S201

Year	Model/Application	Part	P/C Qty	Figure	
Idler Arm Bushing					
1979	(For OE Design Idler Arm Only)	K3026	1	S201	
Tie Rod Adjusting Sleeve					
1983-1979		ES2032S	2	S201	
Tie Rod End					
1983-1979	(Includes Sunoloy-Coated Metal Bearing To Combine Durability With Smooth Stud Swing) (Includes Sunoloy-Coated Metal Bearing To Combine Durability With Smooth Stud Swing)	Outer Inner	ES368RL ‡ DS757 ‡	2 2	S201 S201

REAR SUSPENSION



R310

Year	Model/Application	Part	P/C Qty	Figure	
Leaf Spring Bushing					
1983-1979		Front	K201007	2	R310
Leaf Spring Shackle Bushing					
1983-1979		Upper Lower	K3194 K8785	4 2	R310 R310

ASTON MARTIN-DB6

FRONT SUSPENSION

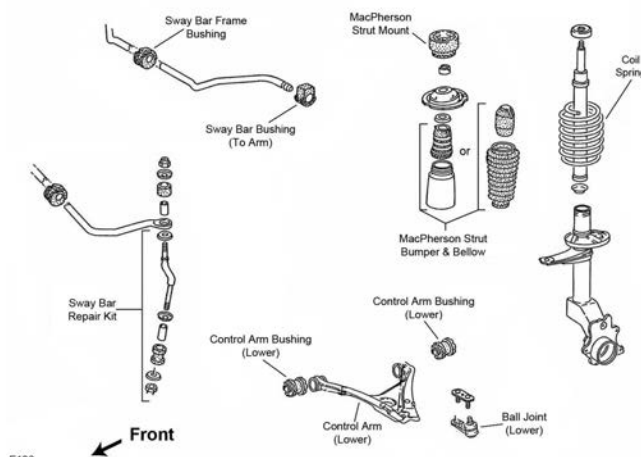
Year	Model/Application	Part	P/C Qty	Figure	
Ball Joint					
1970-1965		Upper	K9700	2	

ASTON MARTIN-Lagonda V-8

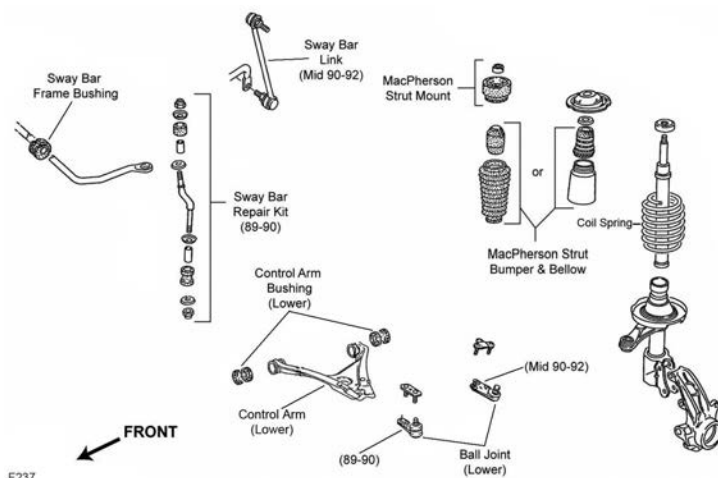
FRONT SUSPENSION

Year	Model/Application	Part	P/C Qty	Figure	
Ball Joint					
1988-1977		Upper	K9700	2	

FRONT SUSPENSION



F106



F237

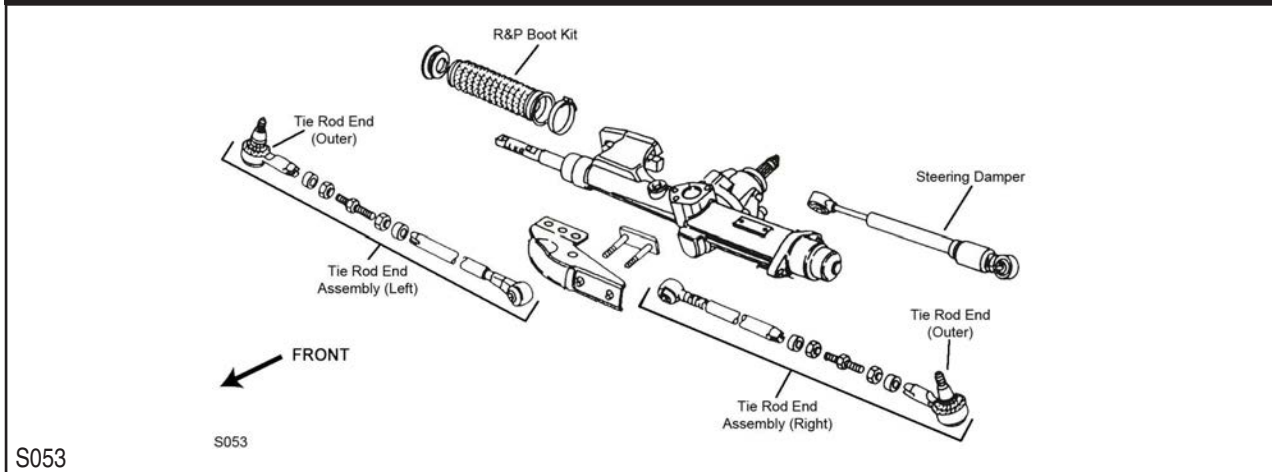
Year	Model/Application	Part	P/C Qty	Figure	
Ball Joint					
1990	Base Model, From Chassis Serial Number 8A-L-038-657	Left Lower	K500011	1	F237
	Base Model, From Chassis Serial Number 8A-L-038-657	Right Lower	K500010	1	F237
	Base Model, Thru Chassis Serial Number 8A-L-038-656	Left Lower	K9911	1	F237
	Base Model, Thru Chassis Serial Number 8A-L-038-656	Right Lower	K9912	1	F237
	Quattro, From Chassis Serial Number 8A-L-045-001	Left Lower	K500011	1	F237
	Quattro, From Chassis Serial Number 8A-L-045-001	Right Lower	K500010	1	F237
	Quattro, Thru Chassis Serial Number 8A-L-045-000	Left Lower	K9911	1	F237
	Quattro, Thru Chassis Serial Number 8A-L-045-000	Right Lower	K9912	1	F237
1989	Base Model, Quattro	Left Lower	K9911	1	F237
	Base Model, Quattro	Right Lower	K9912	1	F237
1988	Base Model, From Chassis Serial Number 89-J-373-599	Left Lower	K9911	1	F106
	Base Model, From Chassis Serial Number 89-J-373-599	Right Lower	K9912	1	F106
	Base Model, Thru Chassis Serial Number 89-J-373-598	Left Lower	K90500	1	F106
	Base Model, Thru Chassis Serial Number 89-J-373-598	Right Lower	K90501	1	F106
	Quattro	Left Lower	K9911	1	F106
	Quattro	Right Lower	K9912	1	F106
Control Arm Bushing					
1990	All Wheel Drive, Thru Chassis Serial Number 8A-L-045-000, (Design Allows Ease Of Installation)	Lower	K200990 ‡	4	F237
	Front Wheel Drive, Thru Chassis Serial Number 8A-L-038-656, (Design Allows Ease Of Installation)	Lower	K200990 ‡	4	F237
	Base Model, From Chassis Serial Number 8A-L-038-657, (Design Allows Ease Of Installation)	Lower	K200983 ‡	4	F237
	Quattro, From Chassis Serial Number 8A-L-045-001, (Design Allows Ease Of Installation)	Lower	K200983 ‡	4	F237
1989	(Design Allows Ease Of Installation)	Lower	K200990 ‡	4	F237
1988	(Design Allows Ease Of Installation)	Lower	K200990 ‡	4	F106
Strut Bumper Bellows					
1990-1989	(Original Equipment Type)		K201593	2	F237
	(Replacement Type, Contains Bumper)		K90460	2	F237

AUDI-80 (Cont.)

FRONT SUSPENSION (Cont.)

Year	Model/Application	Part	P/C Qty	Figure
Strut Bumper Bellows				
1988	(Original Equipment Type) (Replacement Type, Contains Bumper)	K201593 K90460	2 2	F106 F106
Sway Bar Link				
1990	From VIN L-045-001, (Powdered Metal Gusher Brg. For Better Lubrication)	K750638 ‡	2	F237

STEERING

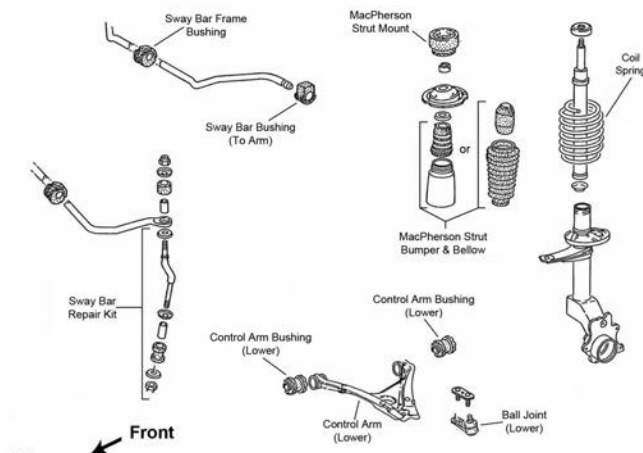


Year	Model/Application	Part	P/C Qty	Figure	
Tie Rod Assembly					
1990-1988	(Adjustable Inner And Outer Tie Rod Assembly) (Adjustable Inner And Outer Tie Rod Assembly)	Left Right	ES2750 ES3707A	1 1	S053 S053
Tie Rod End					
1990-1988	(Powdered Metal Gusher Brg. For Better Lubrication)	Outer	ES2748 ‡	2	S053

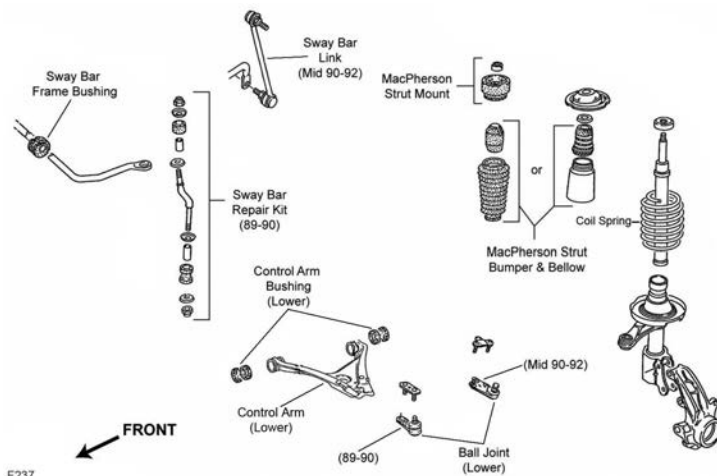
REAR SUSPENSION

Year	Model/Application	Part	P/C Qty	Figure	
Ball Joint					
1988	Quattro, Thru Chassis Serial Number 89-J-350-000	Lower	K90696	2	
Control Arm Bushing					
1990-1988	All Wheel Drive, (Design Allows Ease Of Installation) Front Wheel Drive	Lower To Frame	K200990 ‡ K201083	4 2	
Strut Bumper Bellows					
1990-1988	(Contains Bumper) (Original Equipment Type)		K90464 K201554	2 2	
Sway Bar Link					
1990	All Wheel Drive, (Full Ball Stud Provides 360 Degrees Of Smooth Rotation)		K750405 ‡	2	
Track Bar Bushing					
1990-1988	Front Wheel Drive		K201066	2	

FRONT SUSPENSION



F106



F237

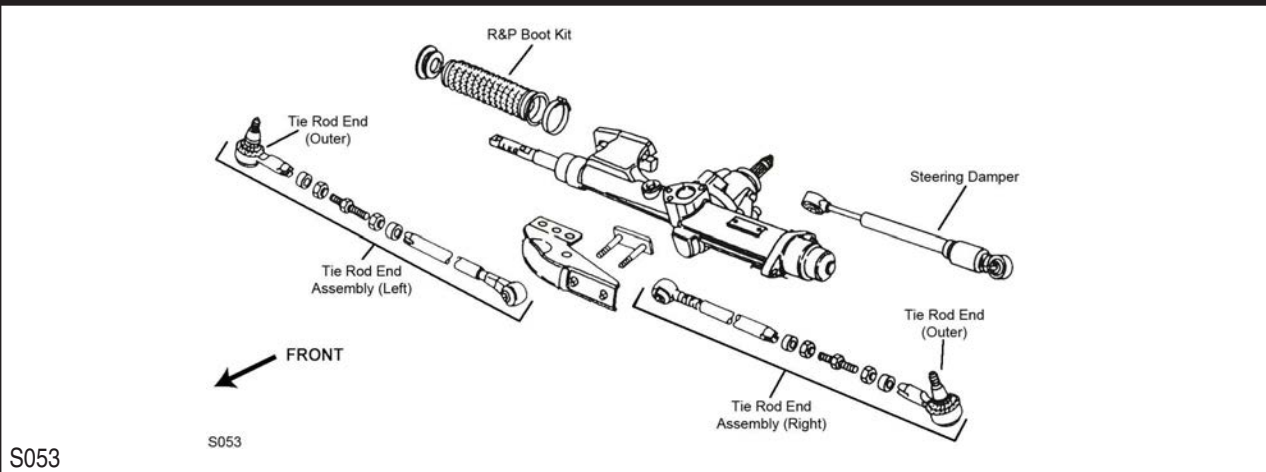
Year	Model/Application	Part	P/C Qty	Figure	
Ball Joint					
1990	Base Model, From Chassis Serial Number 8A-L-038-657	Left Lower	K500011	1	F237
	Base Model, From Chassis Serial Number 8A-L-038-657	Right Lower	K500010	1	F237
	Base Model, Thru Chassis Serial Number 8A-L-038-656	Left Lower	K9911	1	F237
	Base Model, Thru Chassis Serial Number 8A-L-038-656	Right Lower	K9912	1	F237
	Quattro, From Chassis Serial Number 8A-L-045-001	Left Lower	K500011	1	F237
	Quattro, From Chassis Serial Number 8A-L-045-001	Right Lower	K500010	1	F237
1989	Base Model, Quattro	Left Lower	K9911	1	F237
	Base Model, Quattro	Right Lower	K9912	1	F237
1988	Quattro	Left Lower	K9911	1	F106
	Quattro	Right Lower	K9912	1	F106
	1984cc(2.0L), Base Model, From Chassis Serial Number 89-J-373-599	Left Lower	K9911	1	F106
	1984cc(2.0L), Base Model, From Chassis Serial Number 89-J-373-599	Right Lower	K9912	1	F106
	1984cc(2.0L), Base Model, Thru Chassis Serial Number 89-J-373-598	Left Lower	K90500	1	F106
	1984cc(2.0L), Base Model, Thru Chassis Serial Number 89-J-373-598	Right Lower	K90501	1	F106
	2309cc(2.3L), Base Model	Left Lower	K9911	1	F106
	2309cc(2.3L), Base Model	Right Lower	K9912	1	F106
Control Arm Bushing					
1990	All Wheel Drive, Thru Chassis Serial Number 8A-L-045-000, (Design Allows Ease Of Installation)	Lower	K200990 ‡	4	F237
	Front Wheel Drive, Thru Chassis Serial Number 8A-L-038-656, (Design Allows Ease Of Installation)	Lower	K200990 ‡	4	F237
	Base Model, From Chassis Serial Number 8A-L-038-657, (Design Allows Ease Of Installation)	Lower	K200983 ‡	4	F237
	Quattro, From Chassis Serial Number 8A-L-045-001, (Design Allows Ease Of Installation)	Lower	K200983 ‡	4	F237
1989	(Design Allows Ease Of Installation)	Lower	K200990 ‡	4	F237
1988	(Design Allows Ease Of Installation)	Lower	K200990 ‡	4	F106
Strut Bumper Bellows					
1990-1989	(Original Equipment Type)		K201593	2	F237
	(Replacement Type, Contains Bumper)		K90460	2	F237

AUDI-90 (Cont.)

FRONT SUSPENSION (Cont.)

Year	Model/Application	Part	P/C Qty	Figure
Strut Bumper Bellows				
1988	(Original Equipment Type) (Replacement Type, Contains Bumper)	K201593 K90460	2 2	F106 F106
Sway Bar Link				
1990	From VIN L-045-001, (Powdered Metal Gusher Brg. For Better Lubrication)	K750638 ‡	2	F237

STEERING

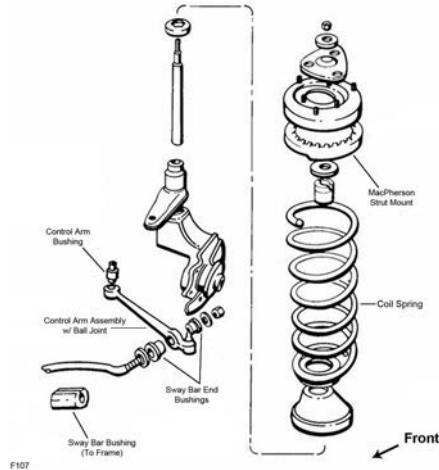


Year	Model/Application	Part	P/C Qty	Figure	
Tie Rod Assembly					
1990-1988	(Adjustable Inner And Outer Tie Rod Assembly) (Adjustable Inner And Outer Tie Rod Assembly)	Left Right	ES2750 ES3707A	1 1	S053 S053
Tie Rod End					
1990-1988	(Powdered Metal Gusher Brg. For Better Lubrication)	Outer	ES2748 ‡	2	S053

REAR SUSPENSION

Year	Model/Application	Part	P/C Qty	Figure	
Ball Joint					
1988	Quattro, Thru Chassis Serial Number 89-J-350-000	Lower	K90696	2	
Control Arm Bushing					
1990-1988	All Wheel Drive, (Design Allows Ease Of Installation) Front Wheel Drive	Lower To Frame	K200990 ‡ K201083	4 2	
Strut Bumper Bellows					
1990-1988	(Contains Bumper) (Original Equipment Type)		K90464 K201554	2 2	
Sway Bar Link					
1990	All Wheel Drive, (Full Ball Stud Provides 360 Degrees Of Smooth Rotation)		K750405 ‡	2	
Track Bar Bushing					
1990-1988	Front Wheel Drive		K201066	2	

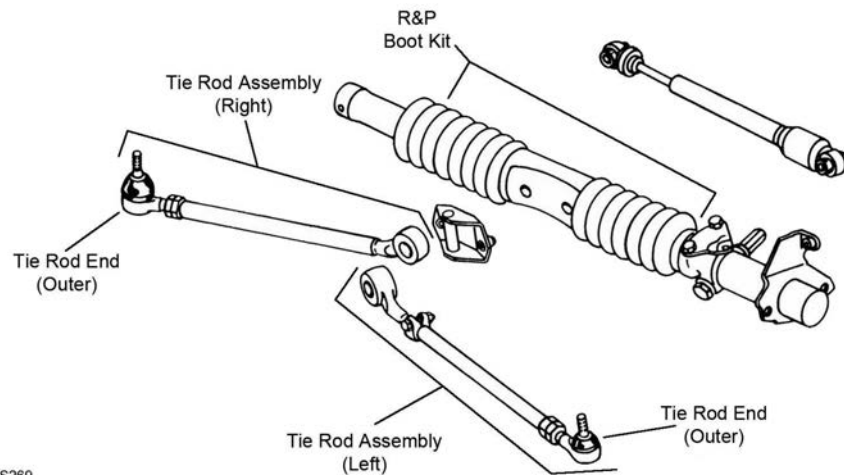
FRONT SUSPENSION



F107

Year	Model/Application	Part	P/C Qty	Figure
Control Arm with Ball Joint				
1990-1989	(R-Series) (R-Series)	Left Lower Right Lower	RK9107 RK9109	1 1 F107 F107
Strut Bumper Bellows				
1990	From 11/90, (Contains Bumper) Base Model, Wagon, Thru 10/90, (Contains Bumper) Quattro, Thru 10/90, (Replacement Type, Contains Bumper)		K90464 K90463 K90460	2 2 2 F107 F107 F107
1990-1989	(Original Equipment Type)		K201586	2 F107
1989	(Contains Bumper) (Replacement Type, Contains Bumper)		K90463 K90460	2 2 F107 F107
Strut Mount				
1990-1989	(Contains Bearing)		K9718	2 F107
Sway Bar Bushing				
1990-1989	4 Dr. Sedan	To Arm To Frame	K201124 K201067	1 1 F107 F107

STEERING



S269

Year	Model/Application	Part	P/C Qty	Figure
Rack & Pinion Boot Kit				
1990-1989			K9360	1 S269
Tie Rod End				
1990-1989	14mm Threads 14mm Threads 16mm Threads, (Includes Wrench Flats For Easier Service) 16mm Threads, (Includes Wrench Flats For Easier Service)	Left Outer Right Outer Left Outer Right Outer	ES3259 ES3260 ES2753 ‡ ES2752 ‡	1 1 1 1 S269 S269 S269 S269

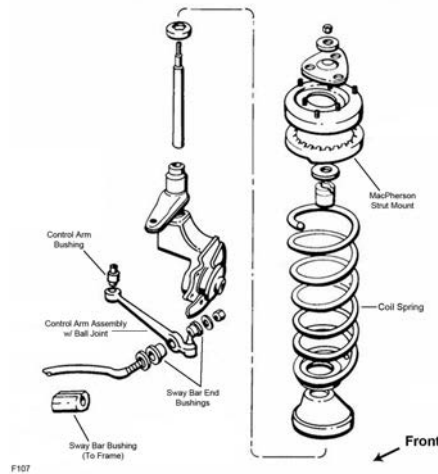
AUDI-100 (Cont.)

REAR SUSPENSION

Year	Model/Application	Part	P/C Qty	Figure
Control Arm Bushing				
1990-1989	All Wheel Drive	Lower Rear Inner	K201098	2
Strut Bumper Bellows				
1990-1989	Except Self Leveling Suspension, (Contains Bumper)		K90464	2
Strut Mount				
1990-1989			K9844	2
Track Bar Bushing				
1990-1989	Front Wheel Drive		K201066	2

AUDI-200 Turbo

FRONT SUSPENSION



F107

Year	Model/Application	Part	P/C Qty	Figure
Control Arm with Ball Joint				
1990-1989	(R-Series)	Left Lower	RK9107	1 F107
	(R-Series)	Right Lower	RK9109	1 F107
Strut Bumper Bellows				
1990-1989	(Contains Bumper)		K90463	2 F107
	(Replacement Type, Contains Bumper)		K90460	2 F107
	Front Wheel Drive, (Original Equipment Type)		K201586	2 F107
	4 Dr. Sedan, All Wheel Drive, (Original Equipment Type)		K201586	2 F107
	4 Dr. Station Wagon, All Wheel Drive, (Original Equipment Type)		K201421	2 F107
Strut Mount				
1990-1989	(Contains Bearing)		K9718	2 F107
Sway Bar Bushing				
1990-1989	Front Wheel Drive	To Arm	K201124	1 F107
		To Frame	K201067	1 F107

STEERING					
S269	S269				
Year	Model/Application	Part	P/C Qty	Figure	
Rack & Pinion Boot Kit					
1990-1989		K9360	1	S269	
Tie Rod End					
1990-1989	14mm Threads	Left Outer	ES3259	1	S269
	14mm Threads	Right Outer	ES3260	1	S269
	16mm Threads, (Includes Wrench Flats For Easier Service)	Left Outer	ES2753 ‡	1	S269
	16mm Threads, (Includes Wrench Flats For Easier Service)	Right Outer	ES2752 ‡	1	S269
REAR SUSPENSION					
Year	Model/Application	Part	P/C Qty	Figure	
Strut Mount					
1990-1989		K9844	2		
Track Bar Bushing					
1990-1989	Front Wheel Drive	K201066	2		

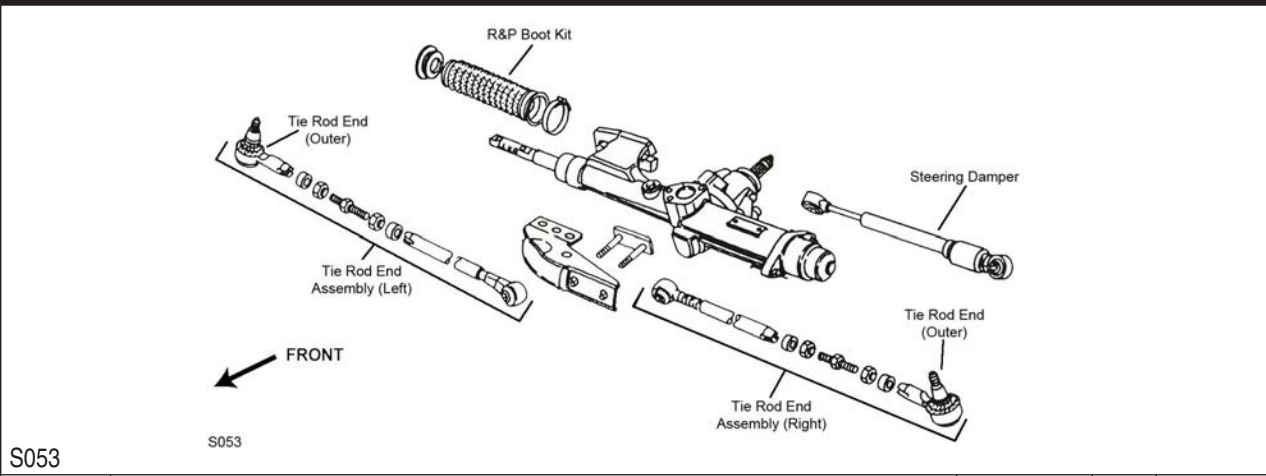
FRONT SUSPENSION					
F106	F106				
Year	Model/Application	Part	P/C Qty	Figure	
Ball Joint					
1987-1984		Left Lower	K90500	1	F106
		Right Lower	K90501	1	F106
1983	From Chassis Serial Number 81-D-077-974	Left Lower	K90500	1	F106
	From Chassis Serial Number 81-D-077-974	Right Lower	K90501	1	F106
	Thru Chassis Serial Number 81-D-077-973	Lower	K9079	2	F106

AUDI-4000 (Cont.)

FRONT SUSPENSION (Cont.)

Year	Model/Application	Part	P/C Qty	Figure	
Ball Joint					
1982-1980		Lower	K9079	2	F106
Strut Bumper Bellows					
1987-1980	(Replacement Type, Contains Bumper)		K90460	2	F106

STEERING



Year	Model/Application	Part	P/C Qty	Figure	
Tie Rod Assembly					
1987	(Adjustable Inner And Outer Tie Rod Assembly)	Right	ES2749	1	S053
1987-1982	(Adjustable Inner And Outer Tie Rod Assembly)	Left	ES2750	1	S053
1986	Thru Chassis Serial Number 81-G-160-001, (Adjustable Inner And Outer Tie Rod Assembly)	Right	ES2749	1	S053
1985-1982	(Adjustable Inner And Outer Tie Rod Assembly)	Right	ES2749	1	S053
1981	From Chassis Serial Number 81-B-095-001, (Adjustable Inner And Outer Tie Rod Assembly)	Left	ES2750	1	S053
	From Chassis Serial Number 81-B-095-001, (Adjustable Inner And Outer Tie Rod Assembly)	Right	ES2749	1	S053

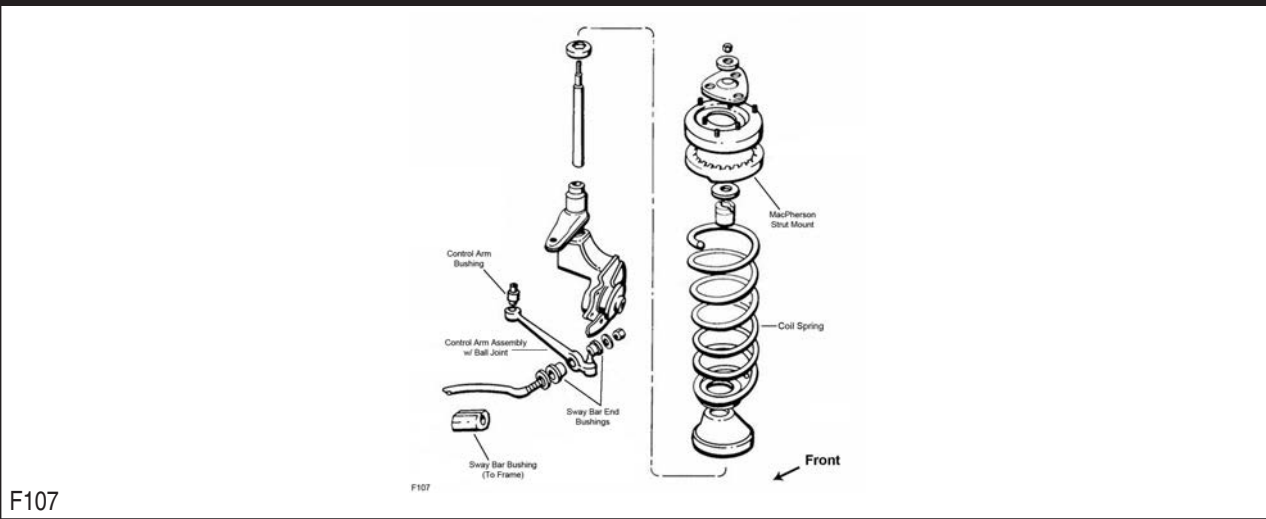
Tie Rod End					
1987-1982	(Powdered Metal Gusher Brg. For Better Lubrication)	Outer	ES2748 ‡	2	S053
1981	2.905" Length, (Powdered Metal Gusher Brg. For Better Lubrication)	Outer	ES2748 ‡	2	S053

REAR SUSPENSION

Year	Model/Application	Part	P/C Qty	Figure	
Strut Bumper Bellows					
1987-1984	(Contains Bumper)		K90464	2	

AUDI-5000

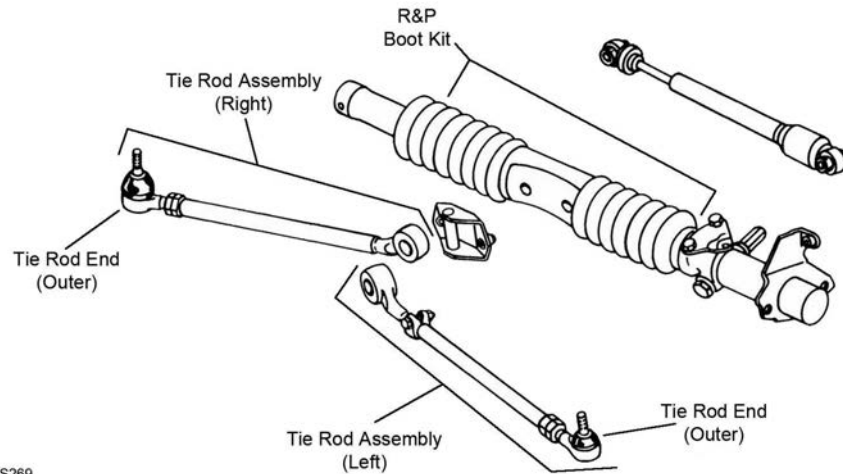
FRONT SUSPENSION



FRONT SUSPENSION (Cont.)

Year	Model/Application	Part	P/C Qty	Figure
Control Arm with Ball Joint				
1988-1980	(R-Series)	Left Lower	RK9107	1 F107
	(R-Series)	Right Lower	RK9109	1 F107
1980-1978	Naturally Aspirated, Thru Chassis Number 43-A-0016-065, (R-Series)	Lower	RK621779	2 F107
Strut Bumper Bellows				
1988-1978	(Contains Bumper)		K90463	2 F107
Strut Mount				
1988-1980	(Contains Bearing)		K9718	2 F107
1979	Late 1979		K9718	2 F107
Sway Bar Bushing				
1988-1984		To Arm	K201124	1 F107

STEERING

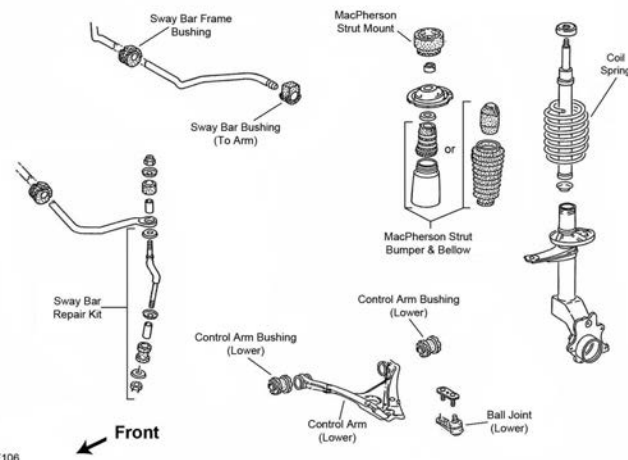


S269

S269

Year	Model/Application	Part	P/C Qty	Figure
Rack & Pinion Boot Kit				
1988-1978			K9360	1 S269
Tie Rod End				
1988-1984	14mm Threads	Left Outer	ES3259	1 S269
	14mm Threads	Right Outer	ES3260	1 S269
	16mm Threads, (Includes Wrench Flats For Easier Service)	Left Outer	ES2753 ‡	1 S269
	16mm Threads, (Includes Wrench Flats For Easier Service)	Right Outer	ES2752 ‡	1 S269

FRONT SUSPENSION

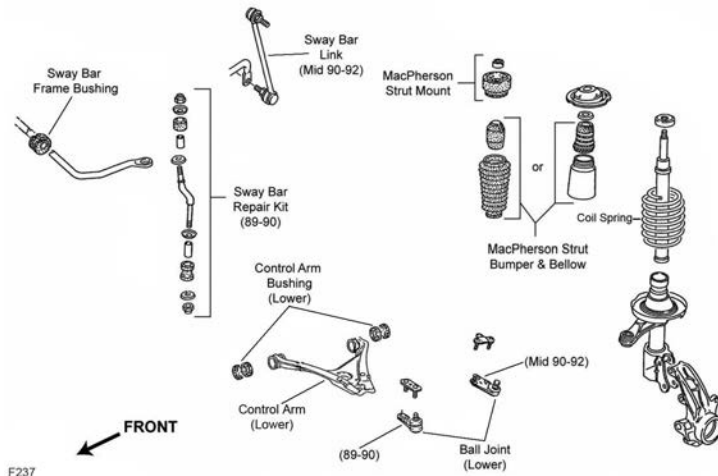


F106

F106

AUDI-Coupe (Cont.)

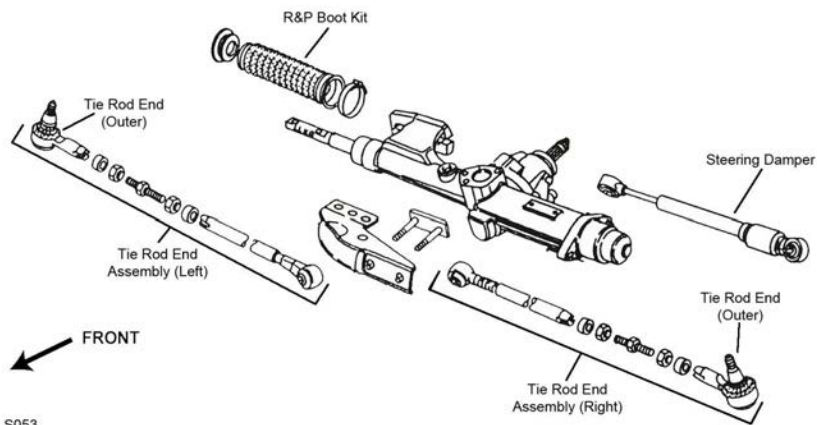
FRONT SUSPENSION (Cont.)



F237

Year	Model/Application	Part	P/C Qty	Figure
Ball Joint				
1990	Quattro, From Chassis Serial Number 8BL006001, (Design Allows Ease Of Installation)	Right Lower	K90503 ‡	1 F237
	Quattro, Thru Chassis Serial Number 8BL006000, (Design Allows Ease Of Installation)	Left Lower	K90504 ‡	1 F237
	Quattro, Thru Chassis Serial Number 8BL006000	Right Lower	K90505	1 F237
1987-1984		Left Lower	K90500	1 F106
		Right Lower	K90501	1 F106
1983	From Chassis Serial Number 85-D-094-984	Left Lower	K90500	1 F106
	From Chassis Serial Number 85-D-094-984	Right Lower	K90501	1 F106
	Thru Chassis Serial Number 85D094983	Lower	K9079	2 F106
1982-1981		Lower	K9079	2 F106
Control Arm Bushing				
1990	Quattro, From Chassis Serial Number 8BL006001, (Design Allows Ease Of Installation)	Lower	K200983 ‡	2 F237
	Quattro, Thru Chassis Serial Number 8BL006000, (Design Allows Ease Of Installation)	Lower	K200990 ‡	4 F237
1987-1984	(Design Allows Ease Of Installation)	Lower	K200990 ‡	1 F106
1983	From Chassis Serial Number 85D079181, (Design Allows Ease Of Installation)	Lower	K200990 ‡	4 F106
	Thru Chassis Serial Number 85D079180, (Contains Front And Rear Bushings)	Lower	K90051	2 F106
1982-1981	(Contains Front And Rear Bushings)	Lower	K90051	2 F106
Strut Bumper Bellows				
1990	(Original Equipment Type)		K201593	2 F237
1987-1981	(Original Equipment Type)		K201593	2 F106
	(Replacement Type, Contains Bumper)		K90460	2 F106
Sway Bar Link				
1990	(Powdered Metal Gusher Brg. For Better Lubrication)		K750638 ‡	2 F237

STEERING



S053

Year	Model/Application	Part	P/C Qty	Figure
Tie Rod Assembly				
1990	(Adjustable Inner And Outer Tie Rod Assembly)	Right	ES3707A	1 S053

STEERING (Cont.)				
Year	Model/Application	Part	P/C Qty	Figure
Tie Rod Assembly				
1990 (Cont.)	Quattro, (Adjustable Inner And Outer Tie Rod Assembly)	Left ES2750	1	S053
1987-1981	(Adjustable Inner And Outer Tie Rod Assembly)	Left ES2750	1	S053
1986	Thru Chassis Serial Number 85-G-160-000, (Adjustable Inner And Outer Tie Rod Assembly)	Right ES2749	1	S053
1985-1981	(Adjustable Inner And Outer Tie Rod Assembly)	Right ES2749	1	S053
Tie Rod End				
1990	Quattro, (Powdered Metal Gusher Brg. For Better Lubrication)	Outer ES2748 ‡	2	S053
1987-1981	(Powdered Metal Gusher Brg. For Better Lubrication)	Outer ES2748 ‡	2	S053
REAR SUSPENSION				
Year	Model/Application	Part	P/C Qty	Figure
Control Arm Bushing				
1990	Quattro, (Design Allows Ease Of Installation)	Lower K200990 ‡	1	
1987-1981		To Frame K201083	2	
Strut Bumper Bellows				
1990	(Original Equipment Type) (Replacement Type, Contains Bumper)	K201554 K90464	2 2	
Track Bar Bushing				
1987-1981		K201066	2	

FRONT SUSPENSION				
Year	Model/Application	Part	P/C Qty	Figure
F106				
Year	Model/Application	Part	P/C Qty	Figure
Ball Joint				
1979-1978		Lower K9079	2	F106
Strut Bumper Bellows				
1974-1973	2 Dr. Sedan, 4 Dr. Sedan, (OE Material For Strut Performance And Longevity, Contains Bumper)	K90462 ‡	2	F106
Strut Mount				
1979-1973	(Contains Bearing, Contains Spacer)	K9394	2	F106

FRONT SUSPENSION				
Year	Model/Application	Part	P/C Qty	Figure
Strut Bumper Bellows				
1987-1986	(Original Equipment Type)	K201593	2	
1985	From 10/84, (Original Equipment Type)	K201593	2	
1985-1984	From 10/84, (Contains Bumper)	K90463	2	

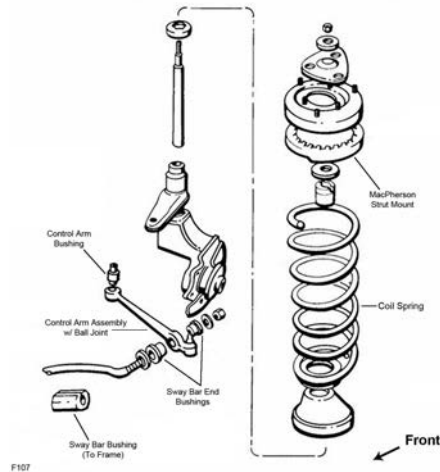
AUDI-Quattro (Cont.)

STEERING

Year	Model/Application	Part	P/C Qty	Figure
Tie Rod Assembly				
1985-1984	(Adjustable Inner And Outer Tie Rod Assembly)	Left	ES2750	1
Tie Rod End				
1985-1984	(Powdered Metal Gusher Brg. For Better Lubrication)	Outer	ES2748 ‡	2
REAR SUSPENSION				
Year	Model/Application	Part	P/C Qty	Figure
Ball Joint				
1987-1984		Lower	K90696	2
1983	From Chassis Serial Number 85-D-900-501	Lower	K90696	2
Strut Bumper Bellows				
1987-1984	(Original Equipment Type)		K201554	2
1985	(Contains Bumper)		K90464	2
1984	From 10/84, (Contains Bumper)		K90464	2

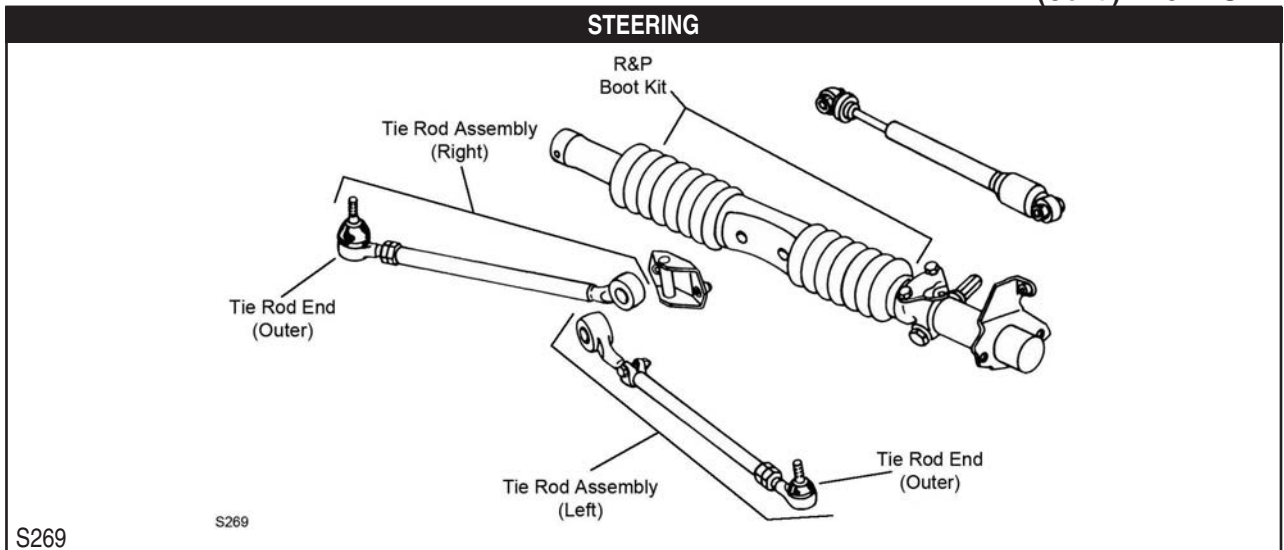
AUDI-V8

FRONT SUSPENSION



F107

Year	Model/Application	Part	P/C Qty	Figure
Control Arm with Ball Joint				
1990	(R-Series)	Left Lower	RK90697	1
	(R-Series)	Right Lower	RK90698	1
Strut Bumper Bellows				
1990	(Replacement Type, Contains Bumper)		K90460	2
Strut Mount				
1990	(Contains Bearing)		K9718	2
Sway Bar Bushing				
1990		To Arm	K201124	1



Year	Model/Application	Part	P/C Qty	Figure
Rack & Pinion Boot Kit				
1990		K9360	1	S269
Tie Rod End				
1990	(Includes Wrench Flats For Easier Service) (Includes Wrench Flats For Easier Service)	Left Outer Right Outer	ES2753 ‡ ES2752 ‡	1 1 S269 S269

REAR SUSPENSION

Year	Model/Application	Part	P/C Qty	Figure
Control Arm Bushing				
1990		Lower Rear Inner	K201098	2
Sway Bar Link				
1990	(Full Ball Stud Provides 360 Degrees Of Smooth Rotation)		K750406 ‡	2

-BMW

REAR SUSPENSION

Year	Model/Application	Part	P/C Qty	Figure
Strut Bumper Bellows				
1969	(Replacement Type, Contains Bumper)		K90466	2

3.0 Series-BMW

REAR SUSPENSION

Year	Model/Application	Part	P/C Qty	Figure
3.0 Bavaria				
Strut Bumper Bellows				
1974-1972	(Replacement Type, Contains Bumper)		K90466	2
3.0CS				
Strut Bumper Bellows				
1974-1971	(Replacement Type, Contains Bumper)		K90466	2
3.0CSi				
Strut Bumper Bellows				
1974-1971	(Replacement Type, Contains Bumper)		K90466	2
3.0CSL				
Strut Bumper Bellows				
1971	(Replacement Type, Contains Bumper)		K90466	2
3.0S				
Strut Bumper Bellows				
1974-1971	(Replacement Type, Contains Bumper)		K90466	2

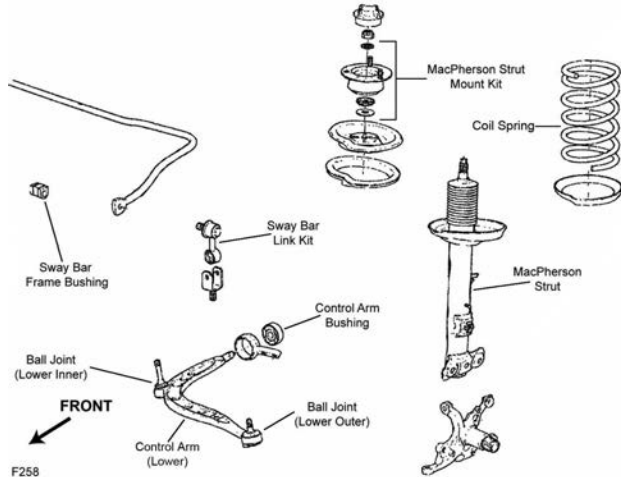
BMW-3.0 Series (Cont.)

REAR SUSPENSION (Cont.)

Year	Model/Application	Part	P/C Qty	Figure
3.0Si				
Strut Bumper Bellows				
1976-1975	(Replacement Type, Contains Bumper)	K90466	2	
1971	(Replacement Type, Contains Bumper)	K90466	2	

BMW-318 Series

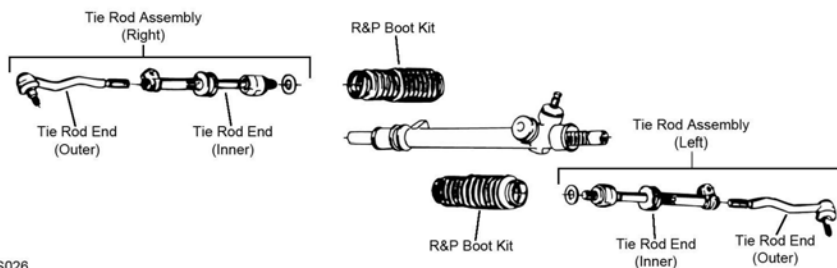
FRONT SUSPENSION



F258

Year	Model/Application	Part	P/C Qty	Figure	
318i					
Ball Joint					
1985-1983	E30 Body, (Long Stud)	Lower Inner	K500273	2	F258
	E30 Body, (Short Stud)	Lower Outer	K500337	2	F258
Control Arm Bushing					
1985-1983	(Contains Front And Rear Bushings)	Lower	K90047	2	F258
Control Arm with Ball Joint					
1985-1984	(R-Series)	Left Lower	RK9625	1	F258
	(R-Series)	Right Lower	RK9627	1	F258
Strut Bumper Bellows					
1985-1984	(Contains Bumper)		K90464	2	F258
1985-1983	(Original Equipment Type)		K201416	2	F258
Strut Mount					
1985-1984	(Contains Bearing)		K9549	2	F258
Sway Bar Bushing					
1985-1983	20mm Sway Bar Diameter	To Frame	K90000	1	F258
Sway Bar Link					
1985-1983	(Link With 1 Stud)		K90511	2	F258
Wheel Hub & Bearing Assembly					
1985-1984			513111	2	

STEERING

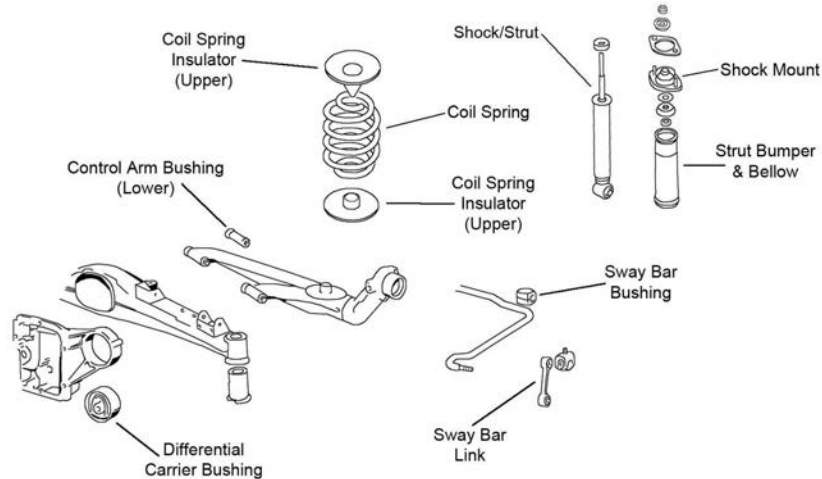


S026

S026

STEERING (Cont.)				
Year	Model/Application	Part	P/C Qty	Figure
318i				
Rack & Pinion Boot Kit				
1985-1983		K9362	2	S026
Tie Rod End				
1985-1983		Outer Inner	ES2263R EV186	2 2 S026 S026

REAR SUSPENSION



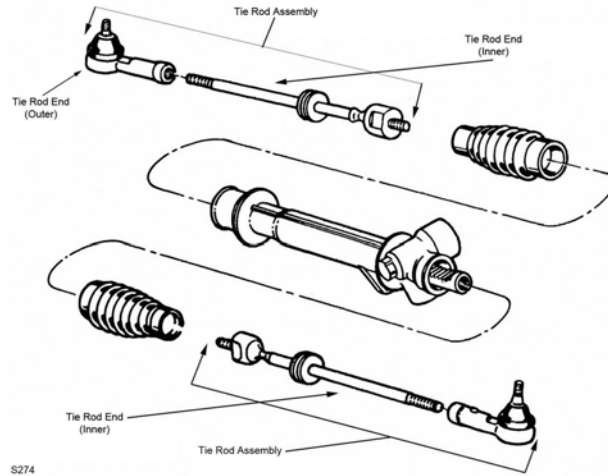
Year	Model/Application	Part	P/C Qty	Figure
318i				
Control Arm Bushing				
1985-1984	Lower	K201631	4	R050
Shock Mount				
1985-1983		K9624	2	R050
Sway Bar Link				
1985-1984		K80240	2	R050

320 Series-BMW

FRONT SUSPENSION				
Year	Model/Application	Part	P/C Qty	Figure
320i				
Control Arm with Ball Joint				
1983-1979	(Contains Bushings, R-Series) (Contains Bushings, R-Series)	Left Lower Right Lower	RK9119 RK9121	1 1
1978	From 10/78, (Contains Bushings, R-Series) From 10/78, (Contains Bushings, R-Series) Thru 9/78, (R-Series) Thru 9/78, (R-Series)	Left Lower Right Lower Left Lower Right Lower	RK9119 RK9121 RK621749 RK621750	1 1 1 1
Strut Bumper Bellows				
1983-1977		K201416	2	
Strut Mount				
1983-1977	(Contains Bearing)	K9686	2	

BMW-320 Series (Cont.)

STEERING



S274

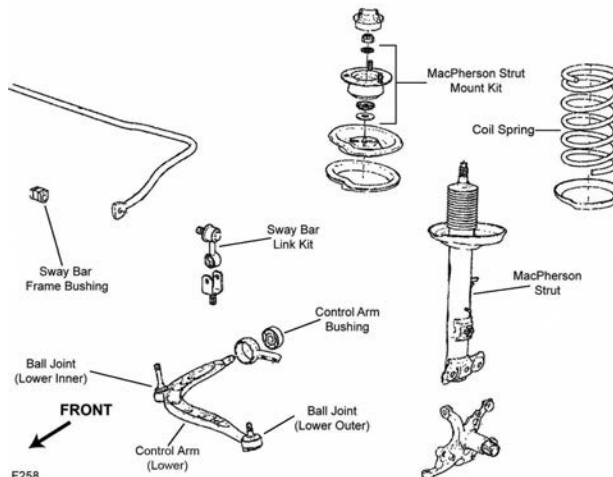
Year	Model/Application	Part	P/C Qty	Figure
320i				
Rack & Pinion Boot Kit				
1983-1977		K9362	2	S274
Tie Rod End				
1983-1981	(Full Ball Stud Provides 360 Degrees Of Smooth Rotation)	Inner	EV170 ‡	2 S274
1983-1977		Outer	ES2158R	2 S274
1980	Except Original Equipment Steering Damper, Thru 8/80, (Full Ball Stud Provides 360 Degrees Of Smooth Rotation)	Left Inner	EV170 ‡	1 S274
	Original Equipment Steering Damper, Thru 9/80	Right Inner	EV171	1 S274
1979-1977	(Full Ball Stud Provides 360 Degrees Of Smooth Rotation)	Left Inner	EV170 ‡	1 S274
	Original Equipment Steering Damper	Right Inner	EV171	1 S274

REAR SUSPENSION

Year	Model/Application	Part	P/C Qty	Figure
320i				
Control Arm Bushing				
1983		Lower	K201631	4
Strut Bumper Bellows				
1983-1977			K201554	2

BMW-325 Series

FRONT SUSPENSION



F258

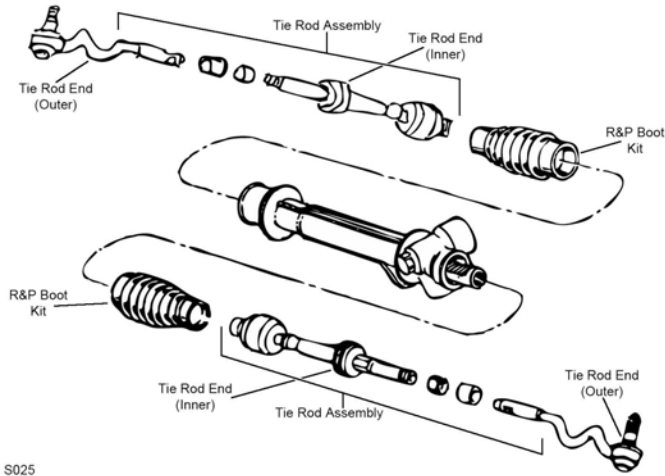
FRONT SUSPENSION (Cont.)				
Year	Model/Application	Part	P/C Qty	Figure
325				
Control Arm Bushing				
1988-1986	(Contains Front And Rear Bushings)	Lower	K90047	2 F258
Control Arm with Ball Joint				
1988-1986	(R-Series)	Left Lower	RK9625	1 F258
	(R-Series)	Right Lower	RK9627	1 F258
Strut Bumper Bellows				
1986	(Replacement Type, Contains Bumper)		K90460	2 F258
Strut Mount				
1988-1986	(Contains Bearing)		K9549	2 F258
Sway Bar Bushing				
1988-1987	20mm Sway Bar Diameter	To Frame	K90000	1 F258
Wheel Hub & Bearing Assembly				
1988-1986			513111	2
325E				
Ball Joint				
1987-1984	(Long Stud)	Lower Inner	K500273	2 F258
	(Short Stud)	Lower Outer	K500337	2 F258
Control Arm Bushing				
1987-1984	(Contains Front And Rear Bushings)	Lower	K90047	2 F258
Control Arm with Ball Joint				
1987-1984	(R-Series)	Left Lower	RK9625	1 F258
	(R-Series)	Right Lower	RK9627	1 F258
Strut Bumper Bellows				
1987-1984	(Replacement Type, Contains Bumper)		K90460	2 F258
Strut Mount				
1987-1984	(Contains Bearing)		K9549	2 F258
Sway Bar Bushing				
1987-1984	20mm Sway Bar Diameter	To Frame	K90000	1 F258
Sway Bar Link				
1987-1984	(Link With 1 Stud)		K90511	2 F258
Wheel Hub & Bearing Assembly				
1987-1984			513111	2
325ES				
Ball Joint				
1987-1986	(Long Stud)	Lower Inner	K500273	2 F258
	(Short Stud)	Lower Outer	K500337	2 F258
Control Arm Bushing				
1987-1986	(Contains Front And Rear Bushings)	Lower	K90047	2 F258
Control Arm with Ball Joint				
1987-1986	(R-Series)	Left Lower	RK9625	1 F258
	(R-Series)	Right Lower	RK9627	1 F258
Strut Bumper Bellows				
1987-1986	(Replacement Type, Contains Bumper)		K90460	2 F258
Strut Mount				
1987-1986	(Contains Bearing)		K9549	2 F258
Sway Bar Link				
1987-1986			K90511	2 F258
Wheel Hub & Bearing Assembly				
1987-1986			513111	2
325i				
Ball Joint				
1990-1987	(Long Stud)	Lower Inner	K500273	2 F258
	(Short Stud)	Lower Outer	K500337	2 F258
Control Arm Bushing				
1990-1987	(Contains Front And Rear Bushings)	Lower	K90047	2 F258
Control Arm with Ball Joint				
1990-1988	(R-Series)	Left Lower	RK9625	1 F258

BMW-325 Series (Cont.)

FRONT SUSPENSION (Cont.)

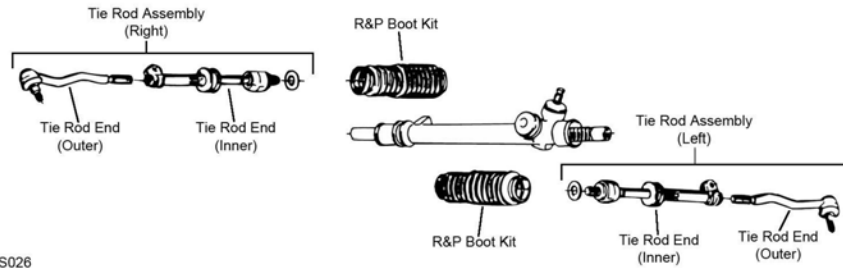
Year	Model/Application	Part	P/C Qty	Figure
325i				
Control Arm with Ball Joint				
1990-1988 (Cont.)	(R-Series) Right Lower	RK9627	1	F258
Strut Bumper Bellows				
1990-1987	(Contains Bumper) (Original Equipment Type)	K90464 K201416	2 2	F258 F258
Strut Mount				
1990-1987	(Contains Bearing)	K9549	2	F258
Sway Bar Bushing				
1990-1987	20mm Sway Bar Diameter To Frame	K90000	1	F258
Sway Bar Link				
1990-1987	(Link With 1 Stud)	K90511	2	F258
Wheel Hub & Bearing Assembly				
1990-1987		513111	2	
325iC				
Ball Joint				
1990	(Long Stud) (Short Stud) Lower Inner Lower Outer	K500273 K500337	2 2	F258 F258
Control Arm Bushing				
1990	(Contains Front And Rear Bushings) Lower	K90047	2	F258
Control Arm with Ball Joint				
1990	(R-Series) (R-Series) Left Lower Right Lower	RK9625 RK9627	1 1	F258 F258
Strut Bumper Bellows				
1990	(Contains Bumper) (Original Equipment Type)	K90464 K201416	2 2	F258 F258
Strut Mount				
1990	(Contains Bearing)	K9549	2	F258
Sway Bar Bushing				
1990	20mm Sway Bar Diameter To Frame	K90000	1	F258
Wheel Hub & Bearing Assembly				
1990		513111	2	
325iS				
Ball Joint				
1990-1987	(Long Stud) (Short Stud) Lower Inner Lower Outer	K500273 K500337	2 2	F258 F258
Control Arm Bushing				
1990-1987	(Contains Front And Rear Bushings) Lower	K90047	2	F258
Control Arm with Ball Joint				
1990-1987	(R-Series) (R-Series) Left Lower Right Lower	RK9625 RK9627	1 1	F258 F258
Strut Bumper Bellows				
1990-1987	(Contains Bumper) (Original Equipment Type)	K90464 K201416	2 2	F258 F258
Strut Mount				
1990-1987	(Contains Bearing)	K9549	2	F258
Sway Bar Bushing				
1990-1987	20mm Sway Bar Diameter To Frame	K90000	1	F258
Sway Bar Link				
1990-1987	(Link With 1 Stud)	K90511	2	F258
Wheel Hub & Bearing Assembly				
1990-1987		513111	2	
325iX				
Strut Bumper Bellows				
1990-1988	(Contains Bumper)	K90464	2	

STEERING



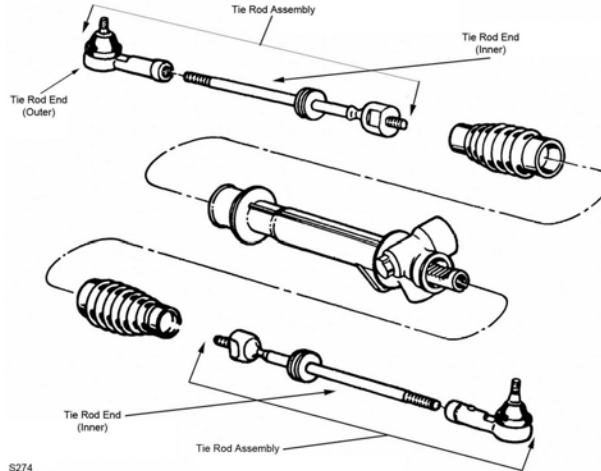
S025

S025



S026

S026



S274

S274

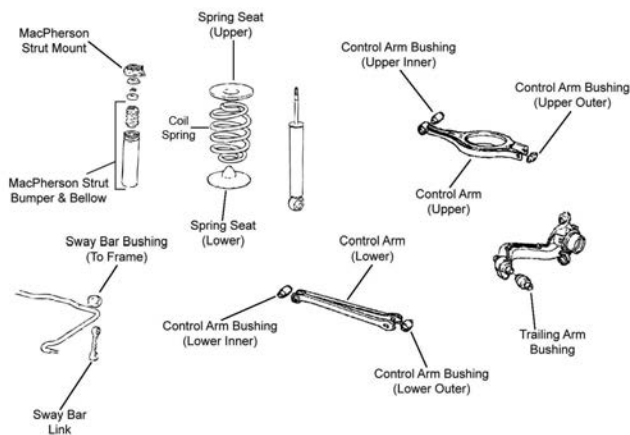
Year	Model/Application	Part	P/C Qty	Figure
325				
Rack & Pinion Boot Kit				
1988-1986		K9362	2	S026
Tie Rod End				
1988-1986		Outer ES2263R	2	S026
		Inner EV186	2	S026
325E				
Rack & Pinion Boot Kit				
1987-1984		K9362	2	S274
Tie Rod End				
1987-1984		Outer ES2263R	2	S274
		Inner EV186	2	S274

BMW-325 Series (Cont.)

STEERING (Cont.)

Year	Model/Application	Part	P/C Qty	Figure
325ES				
Rack & Pinion Boot Kit				
1987-1986		K9362	2	S274
Tie Rod End				
1987-1986		Outer Inner	2 2	S274 S274
325i				
Rack & Pinion Boot Kit				
1990-1987		K9362	2	S026
Tie Rod End				
1990-1987		Outer Inner	2 2	S026 S026
325iC				
Rack & Pinion Boot Kit				
1990		K9362	2	S026
Tie Rod End				
1990		Outer Inner	2 2	S026 S026
325iS				
Rack & Pinion Boot Kit				
1990-1987		K9362	2	S025
Tie Rod End				
1990-1987		Outer Inner	2 2	S026 S026
325iX				
Rack & Pinion Boot Kit				
1990-1988		K9362	2	S026
Tie Rod End				
1990-1988		Left Outer Right Outer	1 1	S026 S026

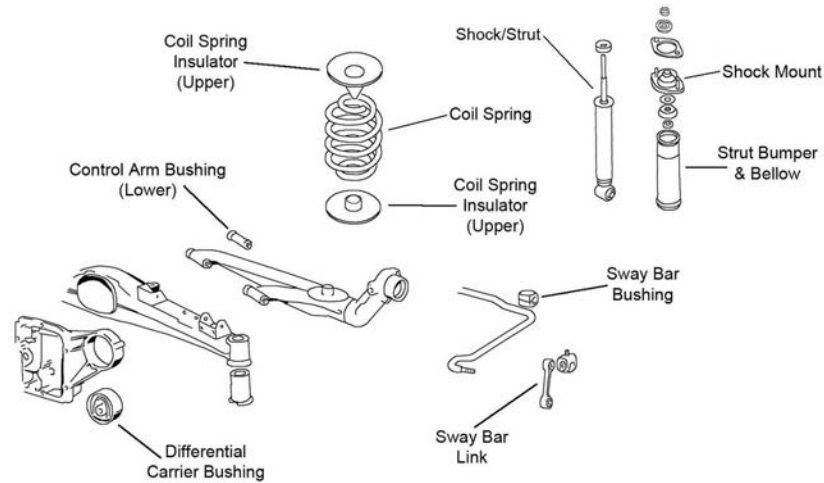
REAR SUSPENSION



R048

R048

REAR SUSPENSION (Cont.)



R050

Year	Model/Application	Part	P/C Qty	Figure
325				
Shock Mount				
1988-1986		K9624	2	R050
Strut Bumper Bellows				
1988-1986		K201554	2	R050
Sway Bar Link				
1986		K80240	2	R050
325E				
Control Arm Bushing				
1987-1984	Lower	K201631	4	R050
Differential Support Bushing				
1987		K201100	2	R050
Shock Mount				
1987-1984		K9624	2	R050
Strut Bumper Bellows				
1987-1984		K201554	2	R050
Sway Bar Link				
1987-1984		K80240	2	R050
325ES				
Control Arm Bushing				
1987-1986	Lower	K201631	4	R050
Differential Support Bushing				
1987		K201100	2	R050
Shock Mount				
1987-1986		K9624	2	R050
Strut Bumper Bellows				
1987-1986		K201554	2	R050
Sway Bar Link				
1987-1986		K80240	2	R050
325i				
Control Arm Bushing				
1989-1987	Lower	K201631	4	R050
Differential Support Bushing				
1988-1987		K201100	2	R050
Shock Mount				
1990-1987		K9624	2	R050
Strut Bumper Bellows				
1990-1987		K201554	2	R050
Sway Bar Link				
1990-1987		K80240	2	R050

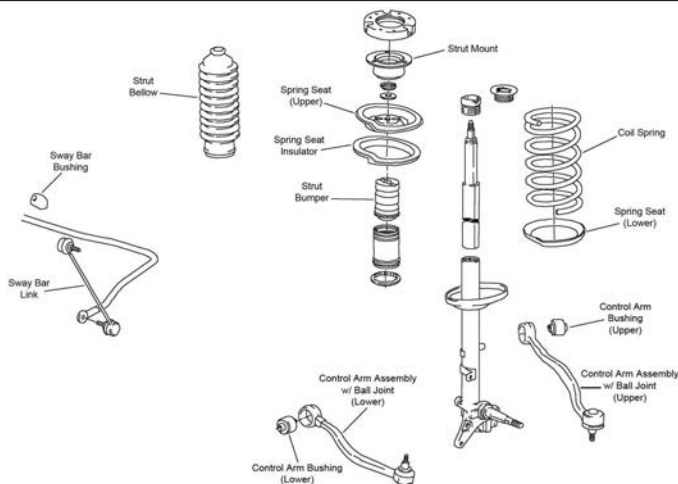
BMW-325 Series (Cont.)

REAR SUSPENSION (Cont.)

Year	Model/Application	Part	P/C Qty	Figure
325iC				
Control Arm Bushing				
1990	E30 Body	Lower	K201631	4 R050
Shock Mount				
1990			K9624	2 R048, R050
Strut Bumper Bellows				
1990	E30 Body		K201554	2 R050
Sway Bar Link				
1990			K80240	2 R048, R050
325iS				
Differential Support Bushing				
1988-1987			K201100	2 R050
Shock Mount				
1990-1987			K9624	2 R050
Strut Bumper Bellows				
1990-1987			K201554	2 R050
Sway Bar Link				
1990-1987			K80240	2 R050
325iX				
Control Arm Bushing				
1990-1988		Lower	K201631	4 R050
Differential Support Bushing				
1990-1988			K201100	2 R050
Shock Mount				
1990-1988			K9624	2 R050
Sway Bar Link				
1990-1988			K80240	2 R050

BMW-524TD

FRONT SUSPENSION



F477

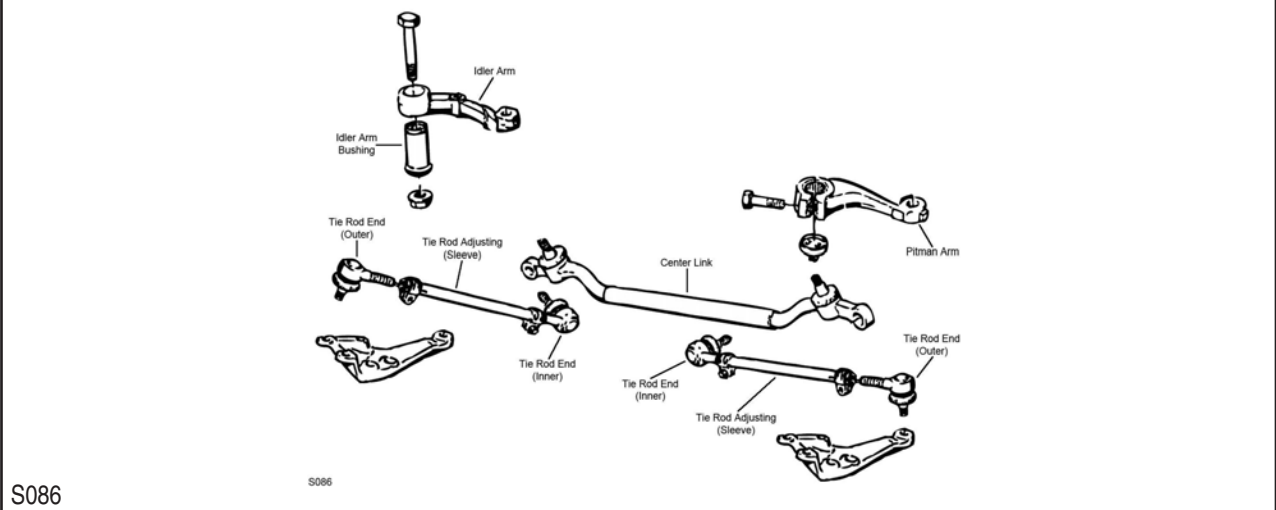
Year	Model/Application	Part	P/C Qty	Figure
Control Arm Bushing				
1986-1985	(Design Allows Ease Of Installation)	Lower	K200090 ‡	2 F477
Control Arm with Ball Joint				
1986-1985	(Contains Bushing, R-Series) (Contains Bushing, R-Series) (R-Series)	Left Upper Right Upper Right Lower	RK9483 RK9481 RK9129	1 F477 1 F477 1 F477
Strut Bumper Bellows				
1986-1985	(Contains Bumper) (Original Equipment Type)		K90464 K201416	2 F477 2 F477

FRONT SUSPENSION (Cont.)

Year	Model/Application	Part	P/C Qty	Figure
Sway Bar Link				
1986-1985	(Link With Sockets, Powdered Metal Gusher Brg. For Better Lubrication)	K90107 ‡	2	F477

Wheel Hub & Bearing Assembly				
1986-1985		513094	2	

STEERING



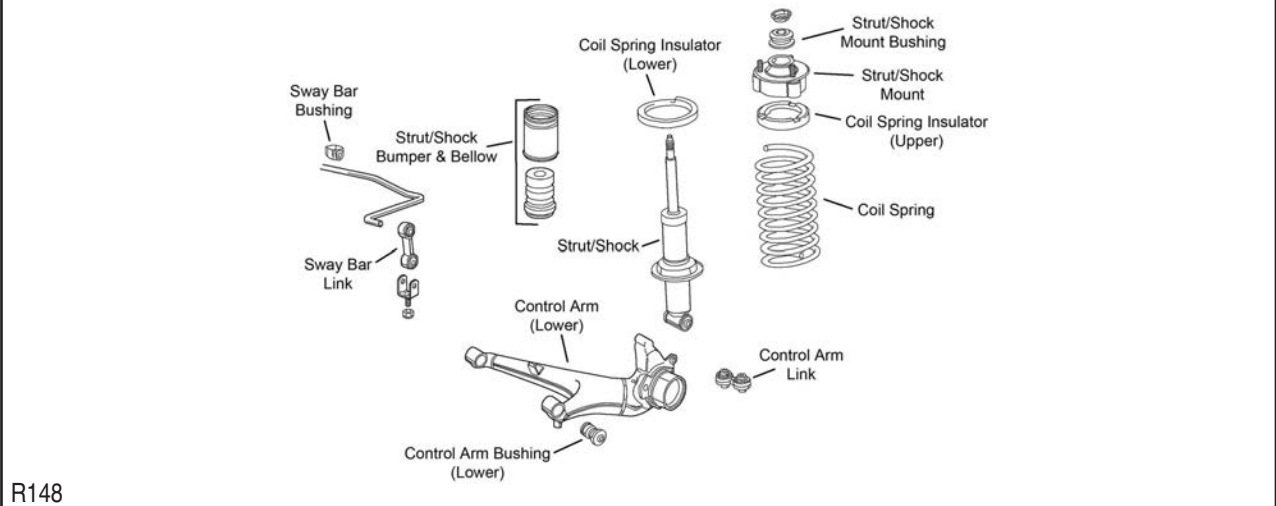
Year	Model/Application	Part	P/C Qty	Figure
Center Link				
1986-1985		DS1008	1	S086

Idler Arm Bushing				
1986-1985		K9485	1	S086

Tie Rod Assembly				
1986-1985	(Adjustable Inner And Outer Tie Rod Assembly)	ES2762A	2	S086

Tie Rod End					
1986-1985	(Left Hand Threads)	Left Outer	ES2764L	1	S086
	(Right Hand Threads)	Right Outer	ES2763R	1	S086
	(Right Hand Threads)	Left Inner	ES2763R	1	S086
	(Left Hand Threads)	Right Inner	ES2764L	1	S086

REAR SUSPENSION

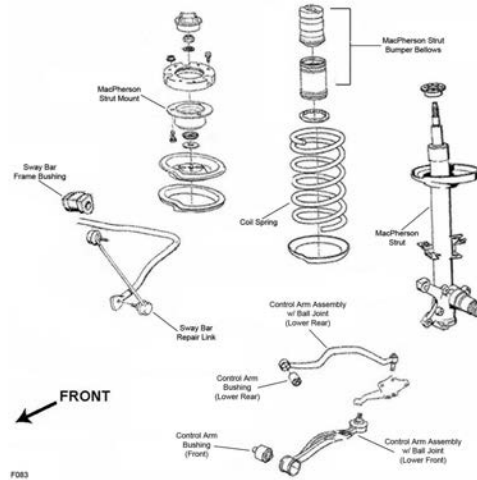


Year	Model/Application	Part	P/C Qty	Figure
Control Arm Link				
1986-1985	Arm To Cross Member	K90113	2	R148

Sway Bar Link				
1986-1985		K80240	2	R148

BMW-525 Series

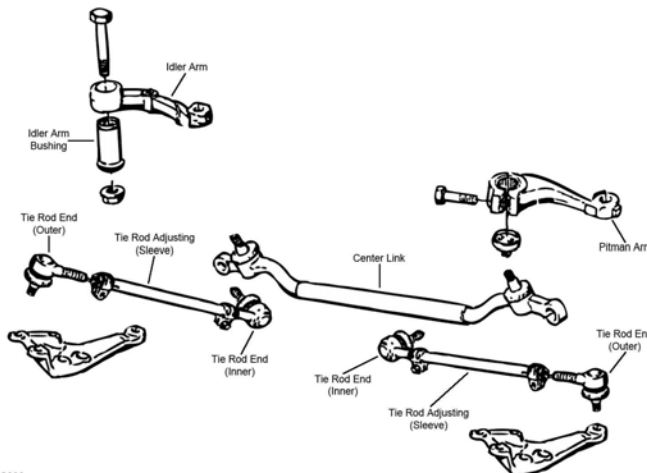
FRONT SUSPENSION



F083

Year	Model/Application	Part	P/C Qty	Figure	
525i					
Control Arm Bushing					
1990-1989	(Design Allows Ease Of Installation)	Lower Rear Lower Front	K90137 K200090 ‡	2 2	F083 F083
Control Arm with Ball Joint					
1990-1989	(Aluminum Arm, R-Series) (R-Series)	Left Front Lower	RK90506	1	F083
	(Aluminum Arm, R-Series) (R-Series)	Left Rear Lower	RK9925	1	F083
	(Aluminum Arm, R-Series) (R-Series)	Right Front Lower	RK90507	1	F083
	(Aluminum Arm, R-Series) (R-Series)	Right Rear Lower	RK9924	1	F083
	(Steel Arm, (R-Series))	Right Front Lower	RK9129	1	F083
Strut Bumper Bellows					
1990-1989	(Contains Bumper) Except Adjustable Suspension, (Original Equipment Type)		K90464 K201416	2 2	F083 F083
Strut Mount					
1990-1989	Except Adjustable Suspension, (Contains Bearing)		K9549	2	F083
Sway Bar Bushing					
1990-1989	23mm Sway Bar Diameter, E34 Body 24mm Sway Bar Diameter, Sport Suspension	To Frame To Frame	K201078 K201043	1 1	F083 F083
Wheel Hub & Bearing Assembly					
1990-1989			513096	2	

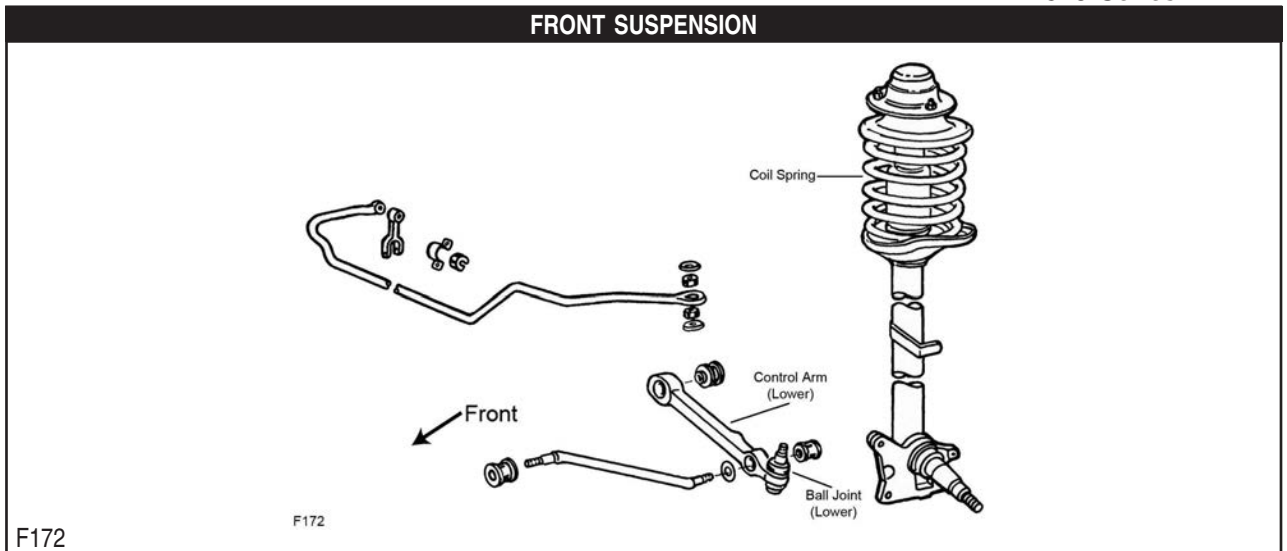
STEERING



S086

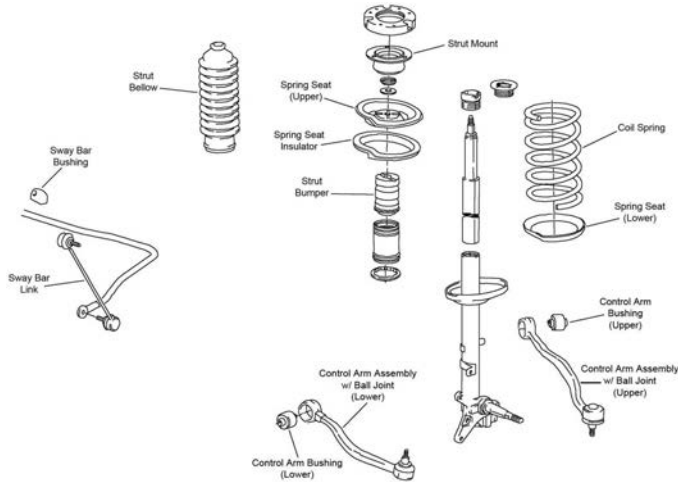
S086

STEERING (Cont.)					
Year	Model/Application	Part	P/C Qty	Figure	
525i					
Center Link					
1990-1989		DS1424	1	S086	
Tie Rod Assembly					
1990-1989	(Adjustable Inner And Outer Tie Rod Assembly)	ES2762A	2	S086	
Tie Rod End					
1990-1989	(Left Hand Threads)	Left Outer	ES2764L	1	S086
	(Right Hand Threads)	Right Outer	ES2763R	1	S086
	(Right Hand Threads)	Left Inner	ES2763R	1	S086
	(Left Hand Threads)	Right Inner	ES2764L	1	S086
REAR SUSPENSION					
Year	Model/Application	Part	P/C Qty	Figure	
525i					
Control Arm Link					
1990-1989	Arm To Cross Member	K90113	2		
Differential Support Bushing					
1990-1989		Outer K201101	2		
		Inner Front K201058	1		
Strut Mount					
1990-1989	Except Adjustable Suspension	K9778	2		
Sway Bar Bushing					
1990-1989	18mm Sway Bar Diameter	To Frame	K201396	1	
Sway Bar Link					
1990-1989		K90110	2		



BMW-528 Series (Cont.)

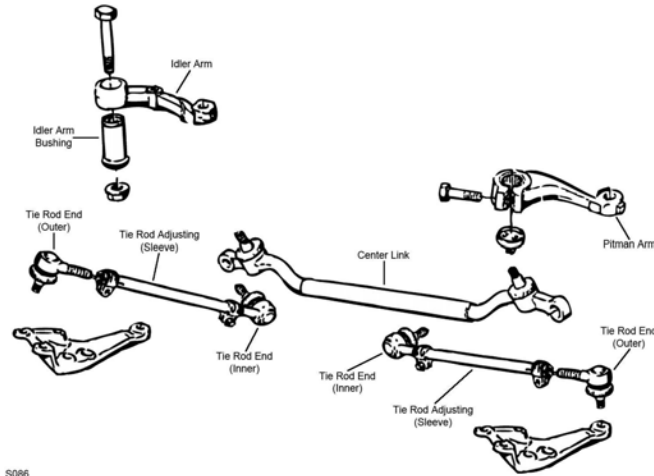
FRONT SUSPENSION (Cont.)



F477

Year	Model/Application	Part	P/C Qty	Figure
528E				
Control Arm Bushing				
1988-1982	(Design Allows Ease Of Installation) Automatic Transmission	Lower	K200090 ‡	2 F477
	Manual Transmission	Upper	K201051	1 F477
		Upper	K201093	1 F477
Control Arm with Ball Joint				
1988-1982	(Contains Bushing, R-Series)	Left Upper	RK9483	1 F477
	(Contains Bushing, R-Series)	Right Upper	RK9481	1 F477
	(R-Series)	Right Lower	RK9129	1 F477
Strut Bumper Bellows				
1988-1982	(Contains Bumper)		K90464	2 F477
	(Original Equipment Type)		K201416	2 F477
Strut Mount				
1988-1982	(Contains Bearing)		K9549	2 F477
Sway Bar Link				
1988-1982	(Link With Sockets, Powdered Metal Gusher Brg. For Better Lubrication)		K90107 ‡	2 F477
Wheel Hub & Bearing Assembly				
1988-1982			513094	2
528i				
Control Arm with Ball Joint				
1981-1979	(Contains Bushings, R-Series)	Left Lower	RK9123	1 F172
	(R-Series)	Right Lower	RK9125	1 F172
Strut Bumper Bellows				
1981-1979	(Contains Bumper)		K90464	2 F172
	(Original Equipment Type)		K201416	2 F172

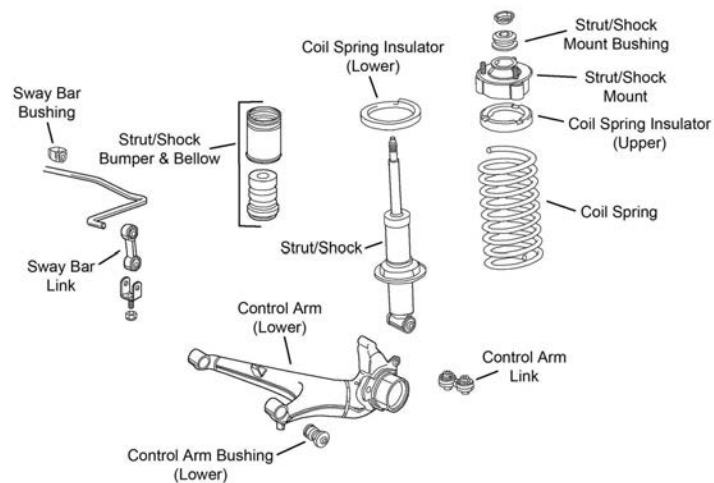
STEERING



S086

Year	Model/Application	Part	P/C Qty	Figure	
528E					
Center Link					
1988-1982		DS1008	1	S086	
Idler Arm Bushing					
1988-1982		K9485	1	S086	
Tie Rod Assembly					
1988-1982	(Adjustable Inner And Outer Tie Rod Assembly)	ES2762A	2	S086	
Tie Rod End					
1988-1982	(Left Hand Threads)	Left Outer	ES2764L	1	S086
	(Right Hand Threads)	Right Outer	ES2763R	1	S086
	(Right Hand Threads)	Left Inner	ES2763R	1	S086
	(Left Hand Threads)	Right Inner	ES2764L	1	S086
528i					
Tie Rod End					
1981-1979		Outer	ES2156R	2	
		Inner	ES2741	2	

REAR SUSPENSION



R148

Year	Model/Application	Part	P/C Qty	Figure
528E				
Control Arm Link				
1988-1982	Arm To Cross Member	K90113	2	R148
Sway Bar Link				
1988-1982		K80240	2	R148

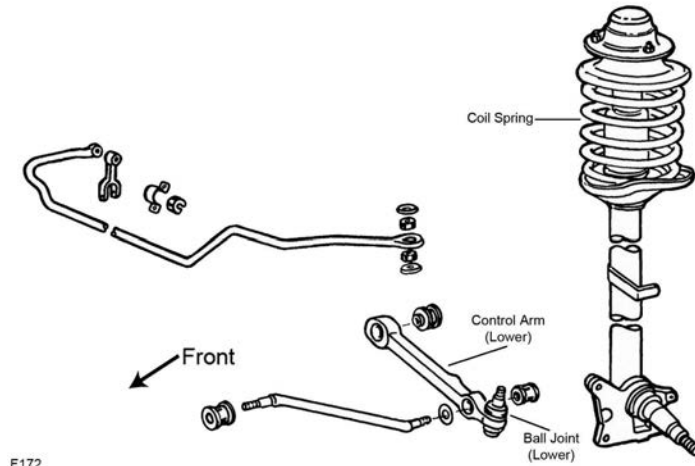
BMW-528 Series (Cont.)

REAR SUSPENSION (Cont.)

Year	Model/Application	Part	P/C Qty	Figure
528i				
Sway Bar Link				
1981-1980		K80240	2	

BMW-530 Series

FRONT SUSPENSION



F172

Year	Model/Application	Part	P/C Qty	Figure
530i				
Control Arm with Ball Joint				
1978-1975	(Contains Bushings, R-Series) (R-Series)	Left Lower Right Lower	RK9123 RK9125	1 1 F172 F172
Strut Bumper Bellows				
1978-1975	(Contains Bumper) (Original Equipment Type)		K90464 K201416	2 2 F172 F172

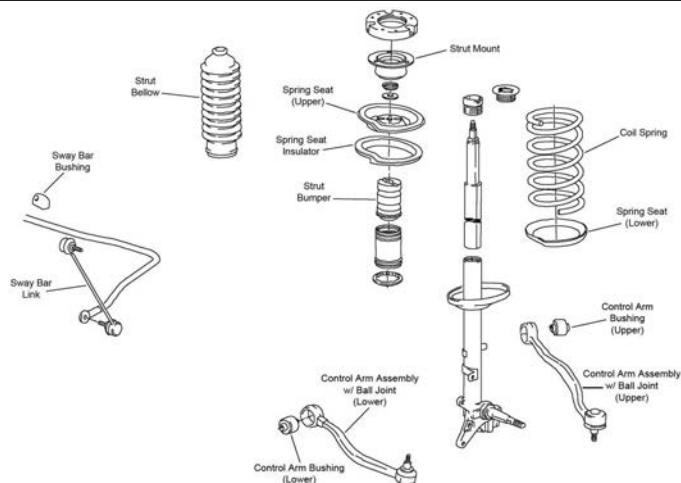
STEERING

Year	Model/Application	Part	P/C Qty	Figure
530i				
Tie Rod End				
1978-1975		Outer Inner	ES2156R ES2741	2 2

REAR SUSPENSION

Year	Model/Application	Part	P/C Qty	Figure
530i				
Strut Bumper Bellows				
1978-1975	(Replacement Type, Contains Bumper)		K90466	2

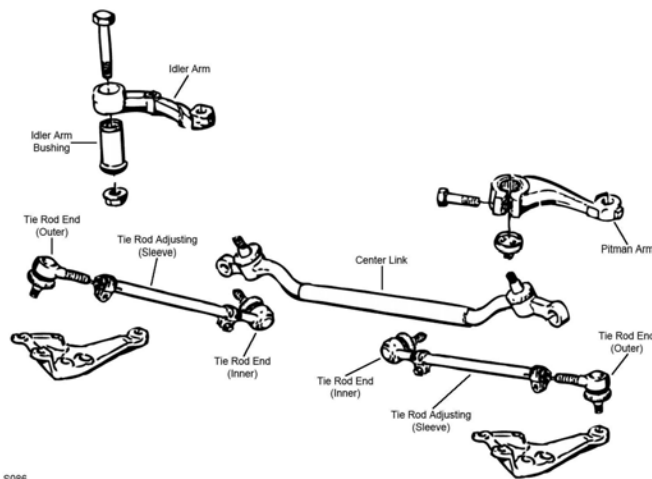
FRONT SUSPENSION



F477

Year	Model/Application	Part	P/C Qty	Figure
Control Arm Bushing				
1984-1983	(Design Allows Ease Of Installation)	Upper Lower	1 2	F477 F477
Control Arm with Ball Joint				
1984-1983	(Contains Bushing, R-Series) (Contains Bushing, R-Series) (R-Series)	Left Upper Right Upper Right Lower	1 1 1	F477 F477 F477
Strut Bumper Bellows				
1984-1983	(Contains Bumper) (Original Equipment Type)	K90464 K201416	2 2	F477 F477
Strut Mount				
1984-1983	(Contains Bearing)	K9549	2	F477
Sway Bar Link				
1984-1983	(Link With Sockets, Powdered Metal Gusher Brg. For Better Lubrication)	K90107 ‡	2	F477
Wheel Hub & Bearing Assembly				
1984-1983		513094	2	

STEERING



S086

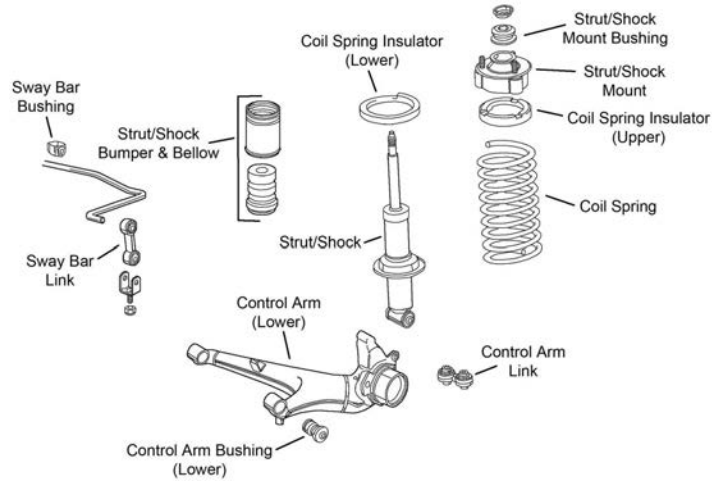
Year	Model/Application	Part	P/C Qty	Figure
Center Link				
1984-1983		DS1008	1	S086
Idler Arm Bushing				
1984-1983		K9485	1	S086
Tie Rod Assembly				
1984-1983	(Adjustable Inner And Outer Tie Rod Assembly)	ES2762A	2	S086

BMW-533i (Cont.)

STEERING (Cont.)

Year	Model/Application	Part	P/C Qty	Figure
Tie Rod End				
1984-1983	(Left Hand Threads)	Left Outer	ES2764L	1 S086
	(Right Hand Threads)	Right Outer	ES2763R	1 S086
	(Right Hand Threads)	Left Inner	ES2763R	1 S086
	(Left Hand Threads)	Right Inner	ES2764L	1 S086

REAR SUSPENSION

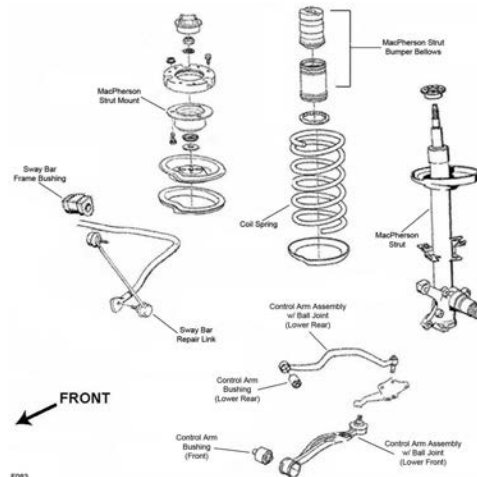


R148

Year	Model/Application	Part	P/C Qty	Figure
Control Arm Link				
1984-1983	Arm To Cross Member	K90113	2	R148
Strut Bumper Bellows				
1984-1983	(Replacement Type, Contains Bumper)	K90466	2	R148
Sway Bar Link				
1984-1983		K80240	2	R148

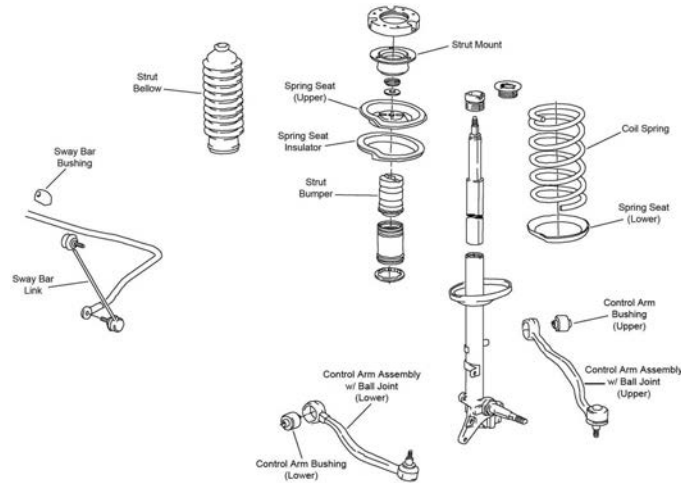
BMW-535 Series

FRONT SUSPENSION



F083

FRONT SUSPENSION (Cont.)



F477

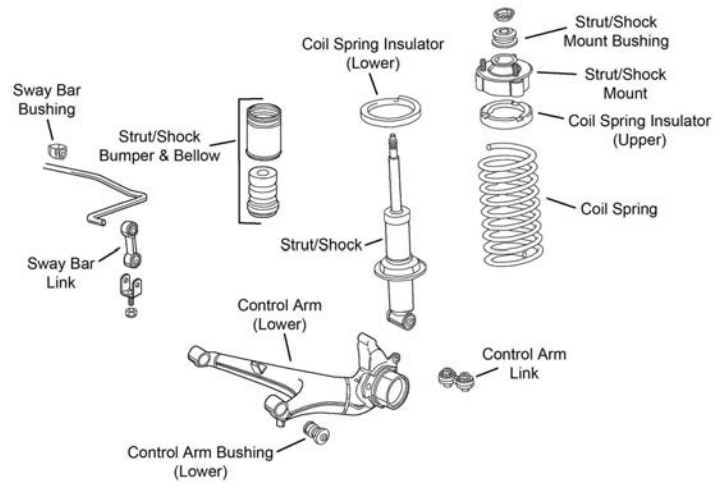
Year	Model/Application	Part	P/C Qty	Figure
535i				
Control Arm Bushing				
1990-1989	(Design Allows Ease Of Installation)	Lower Rear Lower Front	K200867 K200090 ‡	2 2 F083 F083
1988-1986		Upper	K201094	2 F477
1988-1985	(Design Allows Ease Of Installation)	Lower	K200090 ‡	2 F477
1985		Upper	K201051	1 F477
Control Arm with Ball Joint				
1990-1989	(R-Series) (R-Series) Aluminum Arm, (R-Series) Aluminum Arm, (R-Series) Steel Arm, (R-Series)	Left Rear Lower Right Rear Lower Left Front Lower Right Front Lower Right Front Lower	RK9925 RK9924 RK90506 RK90507 RK9129	1 1 1 1 1 F083 F083 F083 F083 F083
1988-1985	(Contains Bushing, R-Series) (Contains Bushing, R-Series) (R-Series)	Left Upper Right Upper Right Lower	RK9483 RK9481 RK9129	1 1 1 F477 F477 F477
Strut Bumper Bellows				
1990-1989	(Contains Bumper) Except Adjustable Suspension, (Original Equipment Type)		K90464 K201416	2 2 F083 F083
Strut Mount				
1988-1985	(Contains Bearing)		K9549	2 F477
Sway Bar Bushing				
1990-1989	23mm Sway Bar Diameter, E34 Body 24mm Sway Bar Diameter, Sport Suspension	To Frame To Frame	K201078 K201043	1 1 F083 F083
1988-1987	24mm Sway Bar Diameter, Sport Suspension	To Frame	K201043	1 F477
Sway Bar Link				
1990-1989	(Link With Sockets, Powdered Metal Gusher Brg. For Better Lubrication)		K90107 ‡	2 F083
1988-1985	(Link With Sockets, Powdered Metal Gusher Brg. For Better Lubrication)		K90107 ‡	2 F477
Wheel Hub & Bearing Assembly				
1990-1989			513096	2
1988-1985			513094	2
535iS				
Control Arm with Ball Joint				
1988-1987	(Contains Bushing, R-Series) (Contains Bushing, R-Series) (R-Series)	Left Upper Right Upper Right Lower	RK9483 RK9481 RK9129	1 1 1 F477 F477 F477
Strut Bumper Bellows				
1988	(Contains Bumper)		K90464	2 F477
Strut Mount				
1988-1987	(Contains Bearing)		K9549	2 F477
Sway Bar Link				
1988-1987	(Link With Sockets, Powdered Metal Gusher Brg. For Better Lubrication)		K90107 ‡	2 F477

BMW-535 Series (Cont.)

FRONT SUSPENSION (Cont.)

Year	Model/Application		Part	P/C Qty	Figure
535iS					
Wheel Hub & Bearing Assembly					
1988			513094	2	
STEERING					
S086					
Year	Model/Application		Part	P/C Qty	Figure
535i					
Center Link					
1990-1989			DS1424	1	S086
1988-1985			DS1008	1	S086
Idler Arm Bushing					
1989-1985			K9485	1	S086
Tie Rod Assembly					
1990-1985	(Adjustable Inner And Outer Tie Rod Assembly)		ES2762A	2	S086
Tie Rod End					
1990-1985	(Left Hand Threads)	Left Outer	ES2764L	1	S086
	(Right Hand Threads)	Right Outer	ES2763R	1	S086
	(Right Hand Threads)	Left Inner	ES2763R	1	S086
	(Left Hand Threads)	Right Inner	ES2764L	1	S086
535iS					
Center Link					
1988-1987			DS1008	1	S086
Idler Arm Bushing					
1988-1987			K9485	1	S086
Tie Rod End					
1988-1987	(Left Hand Threads)	Left Outer	ES2764L	1	S086
	(Right Hand Threads)	Right Outer	ES2763R	1	S086
	(Right Hand Threads)	Left Inner	ES2763R	1	S086
	(Left Hand Threads)	Right Inner	ES2764L	1	S086

REAR SUSPENSION

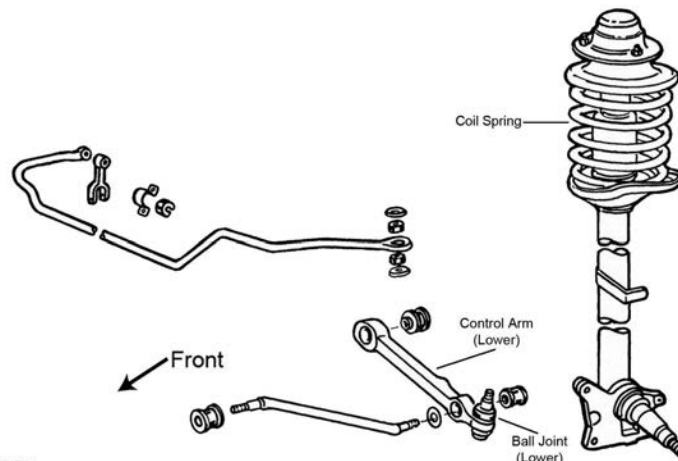


R148

Year	Model/Application	Part	P/C Qty	Figure
535i				
Control Arm Link				
1990-1989		Arm To Cross Member	K90113	2
1988-1985		Arm To Cross Member	K90113	2 R148
Differential Support Bushing				
1990-1989		Outer	K201101	2
Strut Mount				
1990-1989	Except Adjustable Suspension		K9778	2
Sway Bar Bushing				
1990-1989	18mm Sway Bar Diameter	To Frame	K201396	1
Sway Bar Link				
1990-1989			K90110	2
1988-1985			K80240	2 R148
535iS				
Control Arm Link				
1988-1987		Arm To Cross Member	K90113	2 R148
Sway Bar Link				
1988			K80240	2 R148

630CSi-BMW

FRONT SUSPENSION



F172

F172

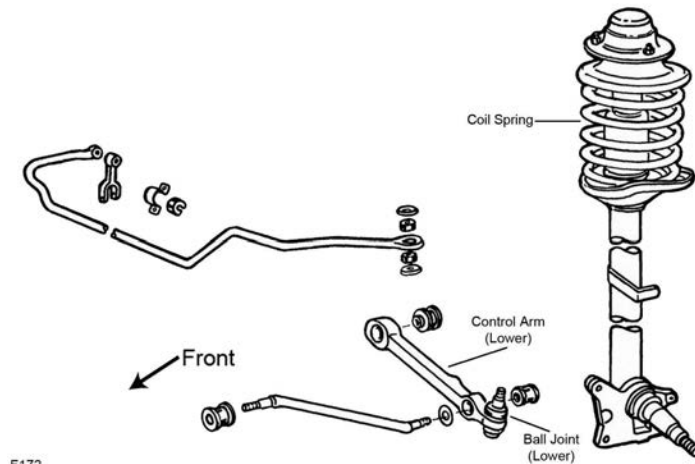
BMW-630CSi (Cont.)

FRONT SUSPENSION (Cont.)

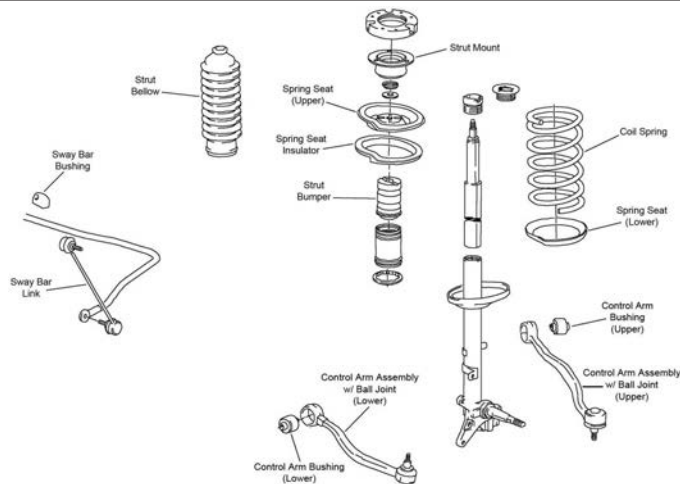
Year	Model/Application	Part	P/C Qty	Figure	
Control Arm with Ball Joint					
1978-1977	(Contains Bushings, R-Series) (R-Series)	Left Lower Right Lower	RK9123 RK9125	1 1	F172
Strut Bumper Bellows					
1978-1977	(Original Equipment Type)		K201416	2	F172
STEERING					
Year	Model/Application	Part	P/C Qty	Figure	
Tie Rod End					
1978-1977		Outer Inner	ES2156R ES2741	2 2	
REAR SUSPENSION					
Year	Model/Application	Part	P/C Qty	Figure	
Strut Bumper Bellows					
1977	(Replacement Type, Contains Bumper)		K90466	2	

BMW-633CSi

FRONT SUSPENSION



F172

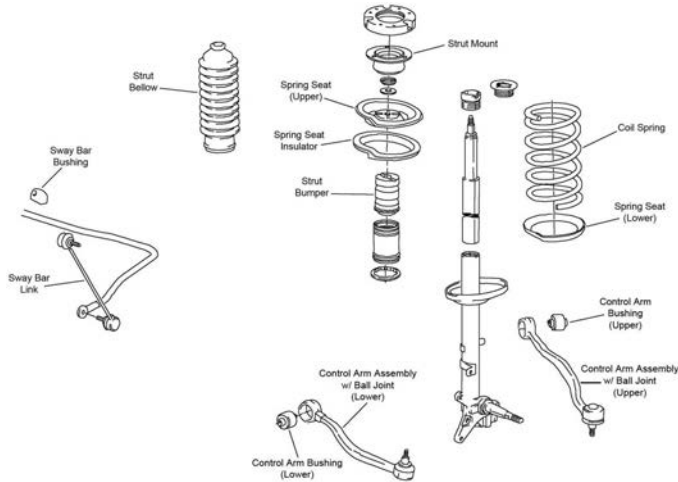


F477

Year	Model/Application	Part	P/C Qty	Figure	
Control Arm with Ball Joint					
1984-1983	(Contains Bushing, R-Series) (Contains Bushing, R-Series) (R-Series)	Left Upper Right Upper Right Lower	RK9483 RK9481 RK9129	1 1 1	F477 F477 F477

FRONT SUSPENSION (Cont.)				
Year	Model/Application	Part	P/C Qty	Figure
Control Arm with Ball Joint				
1982	Thru 8/82, (Contains Bushings, R-Series) Thru 8/82, (R-Series)	Left Lower Right Lower	RK9123 RK9125	1 1 F172
1981-1978	(Contains Bushings, R-Series) (R-Series)	Left Lower Right Lower	RK9123 RK9125	1 1 F172
Strut Bumper Bellows				
1982-1978	(Original Equipment Type)		K201416	2 F172
Sway Bar Link				
1984-1983	(Link With Sockets, Powdered Metal Gusher Brg. For Better Lubrication)		K90107 ‡	2 F477
Wheel Hub & Bearing Assembly				
1984-1983			513094	2
STEERING				
S086				
Year	Model/Application	Part	P/C Qty	Figure
Center Link				
1984-1983			DS1008	1 S086
Idler Arm Bushing				
1984-1983			K9485	1 S086
Tie Rod Assembly				
1984-1983	(Adjustable Inner And Outer Tie Rod Assembly)		ES2762A	2 S086
Tie Rod End				
1984-1983	(Left Hand Threads) (Right Hand Threads) (Right Hand Threads) (Left Hand Threads)	Left Outer Right Outer Left Inner Right Inner	ES2764L ES2763R ES2763R ES2764L	1 1 1 1 S086 S086 S086 S086
1982-1978		Outer Inner	ES2156R ES2741	2 2
REAR SUSPENSION				
Year	Model/Application	Part	P/C Qty	Figure
Control Arm Link				
1984-1983		Arm To Cross Member	K90113	2
Strut Bumper Bellows				
1984-1978	(Replacement Type, Contains Bumper)		K90466	2
Sway Bar Link				
1984-1983			K80240	2

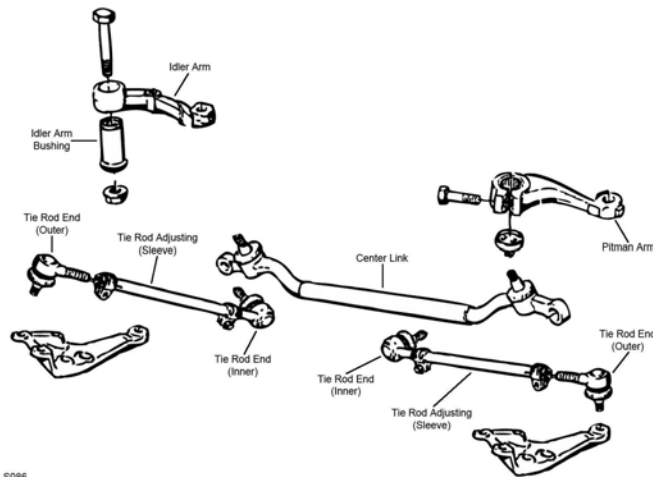
FRONT SUSPENSION



F477

Year	Model/Application	Part	P/C Qty	Figure
Control Arm Bushing				
1989-1985	(Design Allows Ease Of Installation)	Upper Lower	2 2	F477 F477
Control Arm with Ball Joint				
1989-1985	(Contains Bushing, R-Series) (Contains Bushing, R-Series) (R-Series)	Left Upper Right Upper Right Lower	1 1 1	F477 F477 F477
Strut Bumper Bellows				
1989-1985	Except Adjustable Suspension, (Original Equipment Type) Except Electric Adjustable Suspension, (Contains Bumper)		2 2	F477 F477
Strut Mount				
1989-1985	Except Adjustable Suspension, (Contains Bearing)		2	F477
Sway Bar Link				
1989-1985	(Link With Sockets, Powdered Metal Gusher Brg. For Better Lubrication)		2	F477
Wheel Hub & Bearing Assembly				
1989-1985			2	

STEERING



S086

Year	Model/Application	Part	P/C Qty	Figure
Center Link				
1989-1985			1	S086
Idler Arm Bushing				
1989-1985			1	S086
Tie Rod Assembly				
1989-1985	(Adjustable Inner And Outer Tie Rod Assembly)		2	S086

STEERING (Cont.)					
Year	Model/Application	Part	P/C Qty	Figure	
Tie Rod End					
1989-1985	(Left Hand Threads)	Left Outer	ES2764L	1	S086
	(Right Hand Threads)	Right Outer	ES2763R	1	S086
	(Right Hand Threads)	Left Inner	ES2763R	1	S086
	(Left Hand Threads)	Right Inner	ES2764L	1	S086
REAR SUSPENSION					
Year	Model/Application	Part	P/C Qty	Figure	
Control Arm Link					
1989-1985		Arm To Cross Member	K90113	2	
Strut Bumper Bellows					
1989-1985	(Replacement Type, Contains Bumper)		K90466	2	
Sway Bar Link					
1989-1985			K80240	2	

728i-BMW

FRONT SUSPENSION					
Year	Model/Application	Part	P/C Qty	Figure	
Control Arm with Ball Joint					
1986-1979	(Contains Bushings, R-Series)	Left Lower	RK9131	1	
	(Contains Bushings, R-Series)	Right Lower	RK9133	1	
STEERING					
Year	Model/Application	Part	P/C Qty	Figure	
Center Link					
1986-1979			ES2743	1	
Tie Rod End					
1986-1979		Outer	ES2156R	2	
		Inner	ES2742	2	
REAR SUSPENSION					
Year	Model/Application	Part	P/C Qty	Figure	
Control Arm Link					
1986-1982		Arm To Cross Member	K90113	2	

732i-BMW

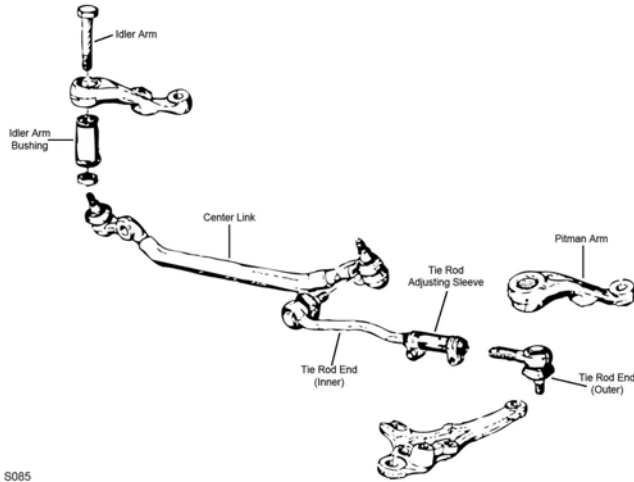
FRONT SUSPENSION					
Year	Model/Application	Part	P/C Qty	Figure	
Control Arm with Ball Joint					
1986-1979	(Contains Bushings, R-Series)	Left Lower	RK9131	1	
	(Contains Bushings, R-Series)	Right Lower	RK9133	1	
STEERING					
Year	Model/Application	Part	P/C Qty	Figure	
Center Link					
1986-1979			ES2743	1	
Tie Rod End					
1986-1979		Outer	ES2156R	2	
		Inner	ES2742	2	
REAR SUSPENSION					
Year	Model/Application	Part	P/C Qty	Figure	
Control Arm Link					
1986-1983		Arm To Cross Member	K90113	2	

BMW-733i

FRONT SUSPENSION

Year	Model/Application	Part	P/C Qty	Figure
Control Arm with Ball Joint				
1984-1978	(Contains Bushings, R-Series) (Contains Bushings, R-Series)	Left Lower Right Lower	RK9131 RK9133	1 1

STEERING



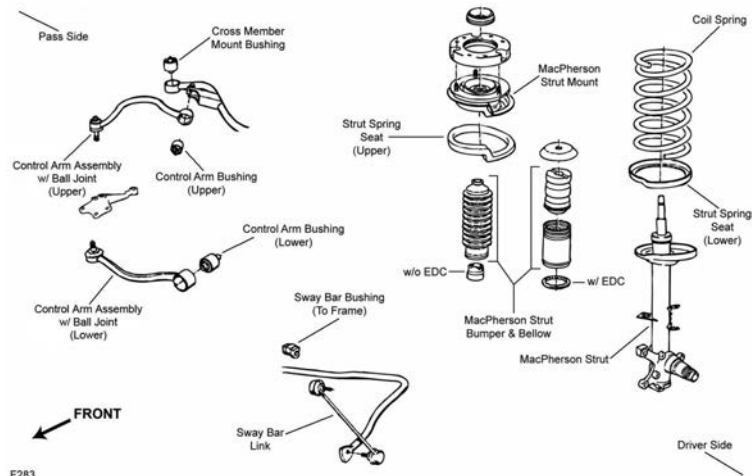
S085

Year	Model/Application	Part	P/C Qty	Figure
Center Link				
1984-1978		ES2743	1	S085
Idler Arm Bushing				
1984-1980		K9485	1	S085
Tie Rod End				
1984-1978		Outer Inner	ES2156R ES2742	2 2

REAR SUSPENSION

Year	Model/Application	Part	P/C Qty	Figure
Control Arm Bushing				
1984-1978		Lower	K201631	4
Control Arm Link				
1984-1983		Arm To Cross Member	K90113	2
Strut Bumper Bellows				
1981-1978	(Replacement Type, Contains Bumper)		K90466	2
Sway Bar Link				
1984-1983			K80240	2

FRONT SUSPENSION

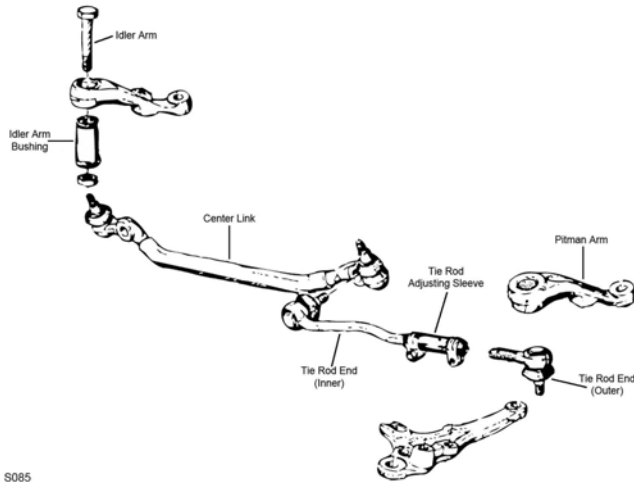


F283

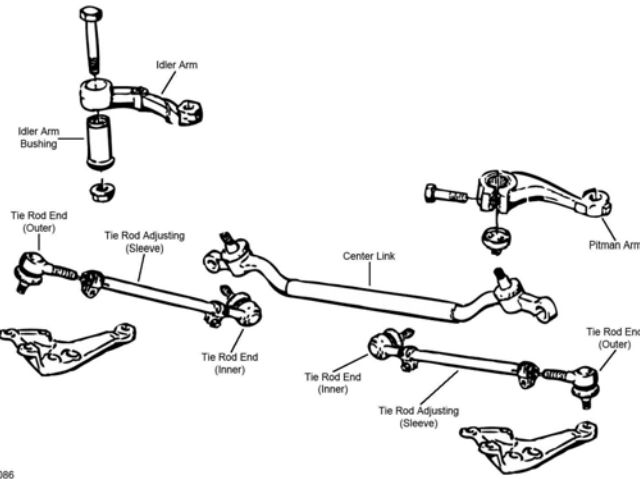
Year	Model/Application	Part	P/C Qty	Figure
735i				
Control Arm Bushing				
1990-1988		Upper	K200867	2 F283
1990-1987	Steel Arm, (Design Allows Ease Of Installation)	Lower	K200090 ‡	2 F283
Control Arm with Ball Joint				
1990-1987	(R-Series)	Left Upper	RK620625	1 F283
	(R-Series)	Right Upper	RK620624	1 F283
	Aluminum Arm, (R-Series)	Left Lower	RK90506	1 F283
	Aluminum Arm, (R-Series)	Right Lower	RK90507	1 F283
	Steel Arm, (R-Series)	Right Lower	RK9129	1 F283
1986-1985	(Contains Bushings, R-Series)	Left Lower	RK9131	1
	(Contains Bushings, R-Series)	Right Lower	RK9133	1
Strut Bumper Bellows				
1990-1987	Except Electric Adjustable Suspension, (Contains Bumper)		K90464	2 F283
	Except Electric Adjustable Suspension, (Original Equipment Type)		K201416	2 F283
1986	Except Electric Adjustable Suspension, (Contains Bumper)		K90464	2
Sway Bar Link				
1990-1988	(Link With Sockets, Powdered Metal Gusher Brg. For Better Lubrication)		K90107 ‡	2 F283
Wheel Hub & Bearing Assembly				
1990-1987			513096	2
735iL				
Control Arm Bushing				
1990-1988		Upper	K200867	2 F283
	Steel Arm, (Design Allows Ease Of Installation)	Lower	K200090 ‡	2 F283
Control Arm with Ball Joint				
1990-1988	(R-Series)	Left Upper	RK620625	1 F283
	(R-Series)	Right Upper	RK620624	1 F283
	Aluminum Arm, (R-Series)	Left Lower	RK90506	1 F283
	Aluminum Arm, (R-Series)	Right Lower	RK90507	1 F283
	Steel Arm, (R-Series)	Right Lower	RK9129	1 F283
Strut Bumper Bellows				
1990-1988	Except Electric Adjustable Suspension, (Contains Bumper)		K90464	2 F283
	Except Electric Adjustable Suspension, (Original Equipment Type)		K201416	2 F283
Sway Bar Link				
1990-1988	(Link With Sockets, Powdered Metal Gusher Brg. For Better Lubrication)		K90107 ‡	2 F283
Wheel Hub & Bearing Assembly				
1990-1988			513096	2

BMW-735 Series (Cont.)

STEERING



S085

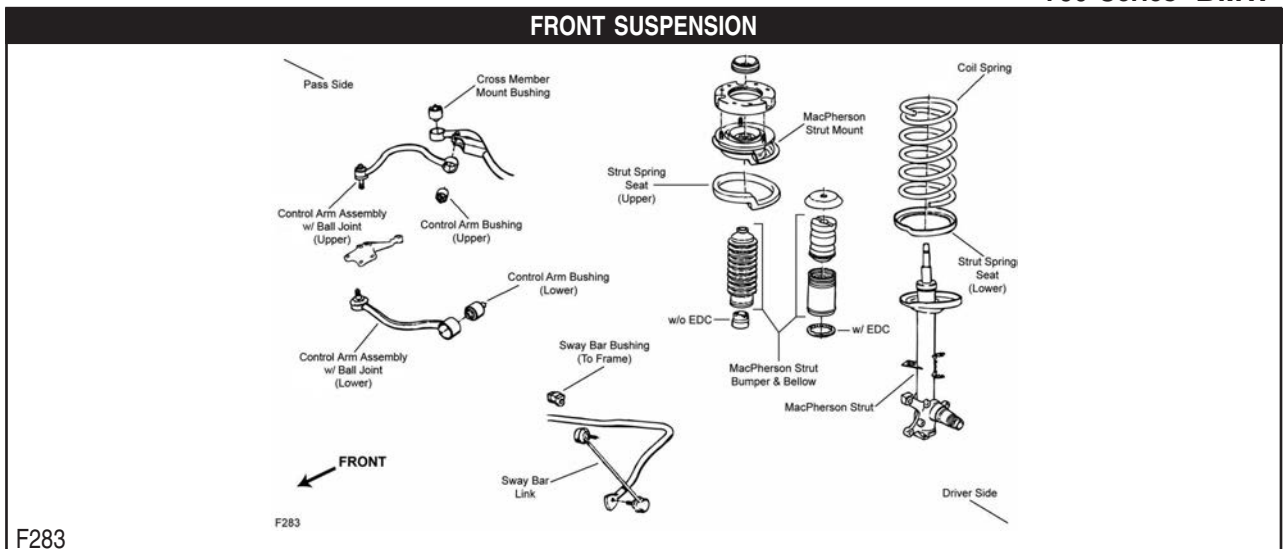


S086

Year	Model/Application		Part	P/C Qty	Figure
735i					
Center Link					
1990-1987			DS1466	1	S086
1986	E23 Body		ES2743	1	S085
1985	Left Hand Drive		ES2743	1	S085
Idler Arm Bushing					
1986	E23 Body		K9485	1	S085
1985			K9485	1	S085
Tie Rod Assembly					
1990-1987	(Adjustable Inner And Outer Tie Rod Assembly)		ES2762A	2	S086
Tie Rod End					
1990-1988	(Left Hand Threads) (Right Hand Threads) (Right Hand Threads) (Left Hand Threads)	Left Outer	ES2764L	1	S086
		Right Outer	ES2763R	1	S086
		Left Inner	ES2763R	1	S086
		Right Inner	ES2764L	1	S086
1987	E23 Body E23 Body E32 Body, (Left Hand Threads) E32 Body, (Right Hand Threads) E32 Body, (Right Hand Threads) E32 Body, (Left Hand Threads)	Outer	ES2156R	2	S085
		Inner	ES2742	2	S085
		Left Outer	ES2764L	1	S086
		Right Outer	ES2763R	1	S086
		Left Inner	ES2763R	1	S086
		Right Inner	ES2764L	1	S086
1986-1985		Outer	ES2156R	2	S085
		Inner	ES2742	2	S085
735iL					
Center Link					
1990-1988			DS1466	1	S086

STEERING (Cont.)					
Year	Model/Application	Part	P/C Qty	Figure	
735iL					
Idler Arm Bushing					
1990-1988		K201102	1	S086	
Tie Rod Assembly					
1990-1988	(Adjustable Inner And Outer Tie Rod Assembly)	ES2762A	2	S086	
Tie Rod End					
1990-1988	(Left Hand Threads)	Left Outer	ES2764L	1	S086
	(Right Hand Threads)	Right Outer	ES2763R	1	S086
	(Right Hand Threads)	Left Inner	ES2763R	1	S086
	(Left Hand Threads)	Right Inner	ES2764L	1	S086
REAR SUSPENSION					
Year	Model/Application	Part	P/C Qty	Figure	
735i					
Control Arm Link					
1990-1985	Arm To Cross Member	K90113	2		
Differential Support Bushing					
1990-1988		Outer K201101 Inner Front K201058	2 1		
Strut Mount					
1990-1988	Except Electric Adjustable Suspension	K9777	2		
1987-1986	E32 Body, Except Electric Adjustable Suspension	K9777	2		
Sway Bar Link					
1990-1988		K90110	2		
1987	E23 Body	K80240	2		
1986-1985		K80240	2		
735iL					
Control Arm Link					
1990-1988	Arm To Cross Member	K90113	2		
Differential Support Bushing					
1990-1988		Outer K201101 Inner Front K201058	2 1		
Strut Mount					
1990-1988	Except Electric Adjustable Suspension, (Bearing Not Included)	K9777	2		
Sway Bar Link					
1990-1988		K90110	2		

750 Series-BMW

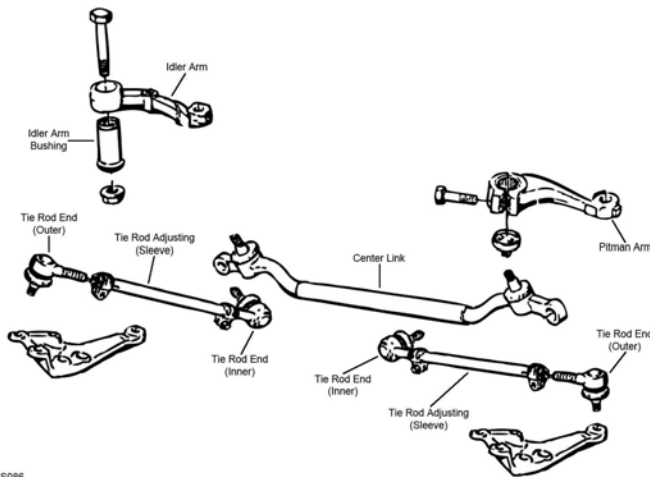


BMW-750 Series (Cont.)

FRONT SUSPENSION (Cont.)

Year	Model/Application	Part	P/C Qty	Figure
750i				
Control Arm Bushing				
1990-1988	Steel Arm, (Design Allows Ease Of Installation)	Upper Lower	K200869 K200090 ‡	2 2 F283 F283
Control Arm with Ball Joint				
1990-1988	(R-Series) (R-Series) Aluminum Arm, (R-Series) Aluminum Arm, (R-Series)	Left Upper Right Upper Left Lower Right Lower	RK620625 RK620624 RK90506 RK90507	1 1 1 1 F283 F283 F283 F283
Strut Bumper Bellows				
1990-1988	Except Electric Adjustable Suspension, (Original Equipment Type)		K201416	2 F283
Sway Bar Link				
1990-1988	(Powdered Metal Gusher Brg. For Better Lubrication)		K90107 ‡	2 F283
750iL				
Control Arm Bushing				
1990-1988		Upper	K200869	2 F283
Control Arm with Ball Joint				
1990-1988	(R-Series) (R-Series) Aluminum Arm, (R-Series) Aluminum Arm, (R-Series) Steel Arm, (R-Series)	Left Upper Right Upper Left Lower Right Lower Right Lower	RK620625 RK620624 RK90506 RK90507 RK9129	1 1 1 1 1 F283 F283 F283 F283 F283
Strut Bumper Bellows				
1990-1988	Except Electric Adjustable Suspension, (Contains Bumper) Except Electric Adjustable Suspension, (Original Equipment Type)		K90464 K201416	2 2 F283 F283
Sway Bar Link				
1990-1988	(Link With Sockets, Powdered Metal Gusher Brg. For Better Lubrication)		K90107 ‡	2 F283
Wheel Hub & Bearing Assembly				
1990-1988			513096	2 F283

STEERING



S086

Year	Model/Application	Part	P/C Qty	Figure
750i				
Center Link				
1990-1988			DS1466	1 S086
Idler Arm Bushing				
1990-1988			K201102	1 S086
Tie Rod End				
1990-1988	(Left Hand Threads) (Right Hand Threads) (Right Hand Threads) (Left Hand Threads)	Left Outer Right Outer Left Inner Right Inner	ES2764L ES2763R ES2763R ES2764L	1 1 1 1 S086 S086 S086 S086

(Cont.) 750 Series-BMW

STEERING (Cont.)					
Year	Model/Application	Part	P/C Qty	Figure	
750iL					
Center Link					
1990-1988		DS1466	1	S086	
Tie Rod Assembly					
1990-1988	(Adjustable Inner And Outer Tie Rod Assembly)	ES2762A	2	S086	
Tie Rod End					
1990-1988	(Left Hand Threads)	Left Outer	ES2764L	1	S086
	(Right Hand Threads)	Right Outer	ES2763R	1	S086
	(Right Hand Threads)	Left Inner	ES2763R	1	S086
	(Left Hand Threads)	Right Inner	ES2764L	1	S086
REAR SUSPENSION					
Year	Model/Application	Part	P/C Qty	Figure	
750i					
Control Arm Link					
1990-1988		Arm To Cross Member	K90113	2	
Differential Support Bushing					
1990-1988		Outer	K201101	2	
		Inner Front	K201058	1	
Sway Bar Bushing					
1990-1988	15mm Sway Bar Diameter, (Premium Bushings For Durability)	To Frame	K201024 ‡	1	
750iL					
Differential Support Bushing					
1990-1988		Outer	K201101	2	
		Inner Front	K201058	1	
Sway Bar Link					
1990-1988			K90110	2	

1500-BMW

STEERING				
Year	Model/Application	Part	P/C Qty	Figure
Tie Rod End				
1964-1963	(Powdered Metal Gusher Brg. For Better Lubrication)	Outer	ES2096R ‡	2
		Inner	ES2157L	2

1600-BMW

STEERING				
Year	Model/Application	Part	P/C Qty	Figure
Tie Rod End				
1971-1966	(Powdered Metal Gusher Brg. For Better Lubrication)	Outer	ES2096R ‡	2
		Inner	ES2157L	2

1800-BMW

STEERING				
Year	Model/Application	Part	P/C Qty	Figure
Tie Rod End				
1967-1966	(Powdered Metal Gusher Brg. For Better Lubrication)	Outer	ES2096R ‡	2
		Inner	ES2157L	2

2000-BMW

STEERING				
Year	Model/Application	Part	P/C Qty	Figure
Tie Rod End				
1970-1966	(Powdered Metal Gusher Brg. For Better Lubrication)	Outer	ES2096R ‡	2
		Inner	ES2157L	2

BMW-2002 Series

FRONT SUSPENSION				
Year	Model/Application	Part	P/C Qty	Figure
2002				
Strut Mount				
1976-1967	(Contains Bearing)	K9686	2	
2002A				
Strut Mount				
1976	(Contains Bearing)	K9686	2	
STEERING				
Year	Model/Application	Part	P/C Qty	Figure
2002				
Tie Rod End				
1976-1968	(Powdered Metal Gusher Brg. For Better Lubrication)	Outer Inner	ES2096R ‡ ES2157L	2 2
2002A				
Tie Rod End				
1976	(Powdered Metal Gusher Brg. For Better Lubrication)	Outer Inner	ES2096R ‡ ES2157L	2 2
2002Ti				
Tie Rod End				
1971	(Powdered Metal Gusher Brg. For Better Lubrication)	Outer Inner	ES2096R ‡ ES2157L	2 2
2002Tii				
Tie Rod End				
1974-1971	(Powdered Metal Gusher Brg. For Better Lubrication)	Outer Inner	ES2096R ‡ ES2157L	2 2

BMW-2500

REAR SUSPENSION				
Year	Model/Application	Part	P/C Qty	Figure
Strut Bumper Bellows				
1971-1969	(Replacement Type, Contains Bumper)	K90466	2	

BMW-2800

REAR SUSPENSION				
Year	Model/Application	Part	P/C Qty	Figure
Strut Bumper Bellows				
1974-1970	(Replacement Type, Contains Bumper)	K90466	2	

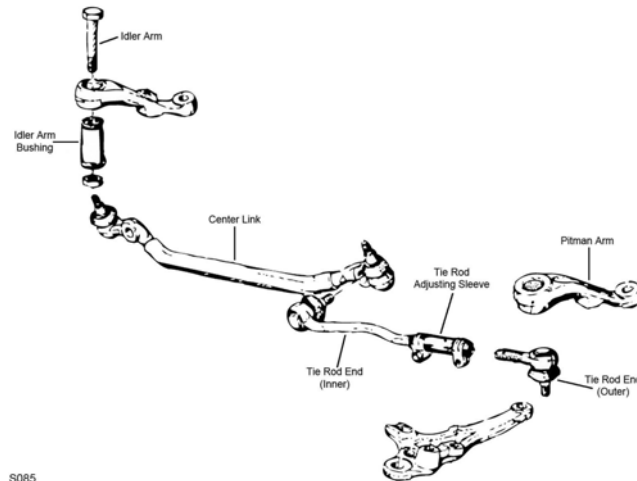
BMW-L6

FRONT SUSPENSION				
Year	Model/Application	Part	P/C Qty	Figure
Strut Mount				
1987	(Contains Bearing)	K9549	2	
Wheel Hub & Bearing Assembly				
1987		513094	2	

BMW-L7

FRONT SUSPENSION				
Year	Model/Application	Part	P/C Qty	Figure
Wheel Hub & Bearing Assembly				
1987-1986		513094	2	

STEERING



S085

S085

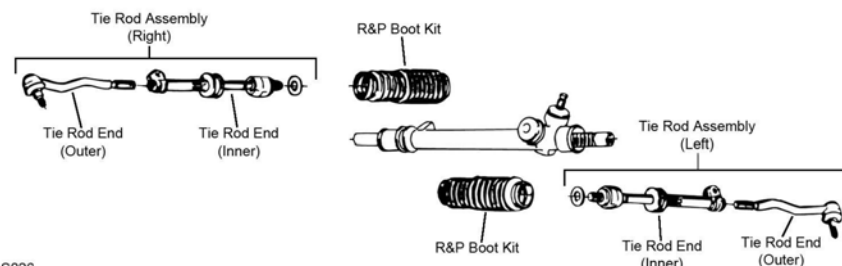
Year	Model/Application	Part	P/C Qty	Figure
Tie Rod End				
1987-1986		Outer Inner	2 2	S085 S085
REAR SUSPENSION				
Year	Model/Application	Part	P/C Qty	Figure
Control Arm Link				
1987-1986		Arm To Cross Member	2	
Strut Bumper Bellows				
1987-1986	Except Self Leveling Suspension, (Replacement Type, Contains Bumper)	K90466	2	

M3-BMW

FRONT SUSPENSION

Year	Model/Application	Part	P/C Qty	Figure
Control Arm Bushing				
1990-1988		Lower	2	
Control Arm with Ball Joint				
1990-1989	(R-Series) (R-Series)	Left Lower Right Lower	1 1	
Strut Mount				
1990-1988	(Contains Bearing)		2	
Wheel Hub & Bearing Assembly				
1990-1988			2	

STEERING



S026

S026

Year	Model/Application	Part	P/C Qty	Figure
Rack & Pinion Boot Kit				
1990-1988			2	S026
Tie Rod End				
1990-1988		Outer Inner	2 2	S026 S026

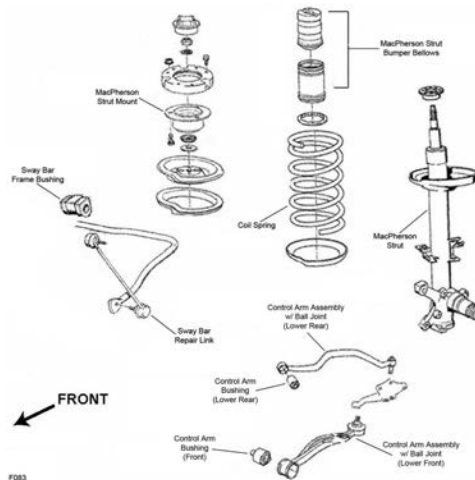
BMW-M3 (Cont.)

REAR SUSPENSION

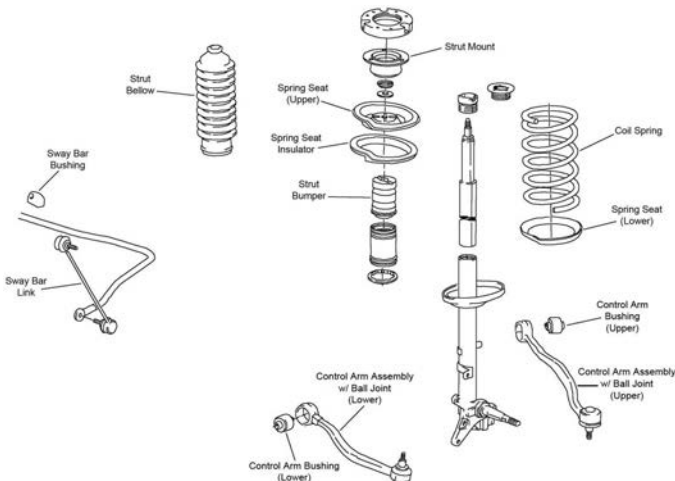
Year	Model/Application	Part	P/C Qty	Figure
Control Arm Bushing				
1988		Lower	K201631	4
Differential Support Bushing				
1988			K201100	2
Shock Mount				
1990-1988			K9624	2
Sway Bar Link				
1990-1988			K80240	2

BMW-M5

FRONT SUSPENSION



F083



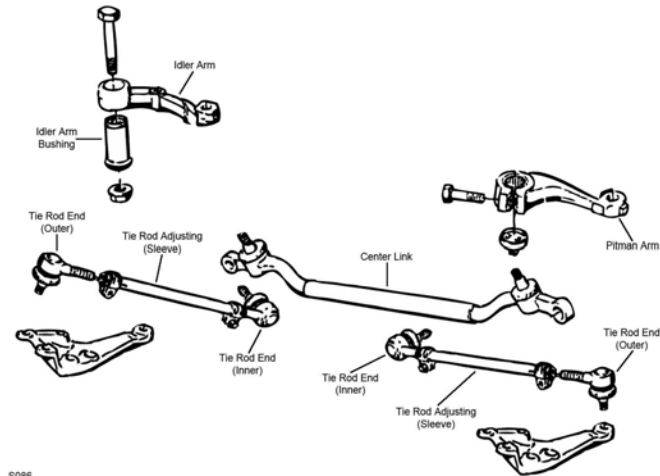
F477

Year	Model/Application	Part	P/C Qty	Figure	
Control Arm with Ball Joint					
1990	(R-Series) (R-Series)	Left Rear Lower Right Rear Lower	RK9925 RK9924	1 1	F083 F083
1988	(Contains Bushing, R-Series) (Contains Bushing, R-Series) (R-Series)	Left Upper Right Upper Right Lower	RK9483 RK9481 RK9129	1 1 1	F477 F477 F477
Strut Bumper Bellows					
1988	Except Electric Adjustable Suspension, (Contains Bumper)		K90464	2	F477
Strut Mount					
1990	(Contains Bearing)		K9549	2	F083
1988	(Contains Bearing)		K9549	2	F477

FRONT SUSPENSION (Cont.)

Year	Model/Application	Part	P/C Qty	Figure
Sway Bar Link				
1990	(Link With Sockets, Powdered Metal Gusher Brg. For Better Lubrication)	K90107 ‡	2	F083
1988	(Link With Sockets, Powdered Metal Gusher Brg. For Better Lubrication)	K90107 ‡	2	F477
Wheel Hub & Bearing Assembly				
1988		513094	2	

STEERING



S086

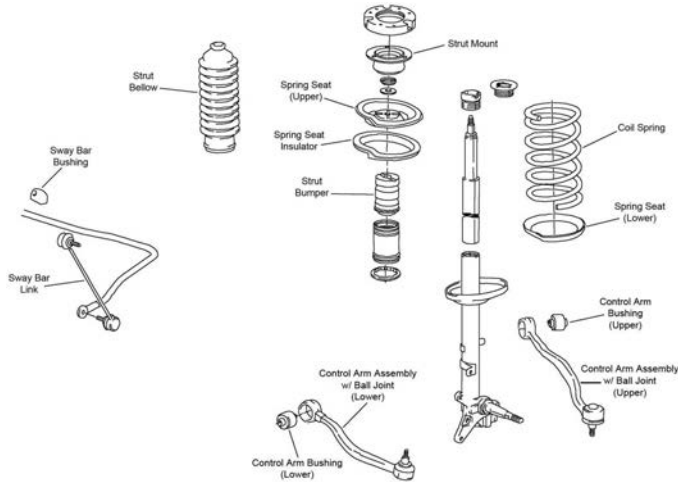
Year	Model/Application	Part	P/C Qty	Figure	
Center Link					
1988		DS1008	1	S086	
Idler Arm Bushing					
1988		K9485	1	S086	
Tie Rod End					
1988	(Left Hand Threads)	Left Outer	ES2764L	1	S086
	(Right Hand Threads)	Right Outer	ES2763R	1	S086
	(Right Hand Threads)	Left Inner	ES2763R	1	S086
	(Left Hand Threads)	Right Inner	ES2764L	1	S086

REAR SUSPENSION

Year	Model/Application	Part	P/C Qty	Figure
Control Arm Link				
1988	Arm To Cross Member	K90113	2	
Sway Bar Bushing				
1990	18mm Sway Bar Diameter	To Frame	K201396	1
Sway Bar Link				
1988		K80240	2	

BMW-M6

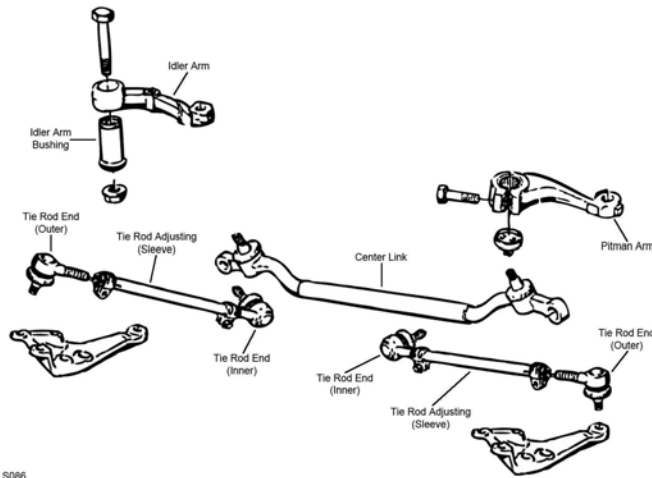
FRONT SUSPENSION



F477

Year	Model/Application	Part	P/C Qty	Figure	
Control Arm with Ball Joint					
1988-1987	(Contains Bushing, R-Series) (Contains Bushing, R-Series) (R-Series)	Left Upper Right Upper Right Lower	RK9483 RK9481 RK9129	1 1 1	F477 F477 F477
Strut Bumper Bellows					
1988-1987	Except Electric Adjustable Suspension, (Contains Bumper)	K90464	2	F477	
Strut Mount					
1988-1987	(Contains Bearing)	K9549	2	F477	
Sway Bar Link					
1988-1987	(Link With Sockets, Powdered Metal Gusher Brg. For Better Lubrication)	K90107 ‡	2	F477	
Wheel Hub & Bearing Assembly					
1988-1987		513094	2		

STEERING

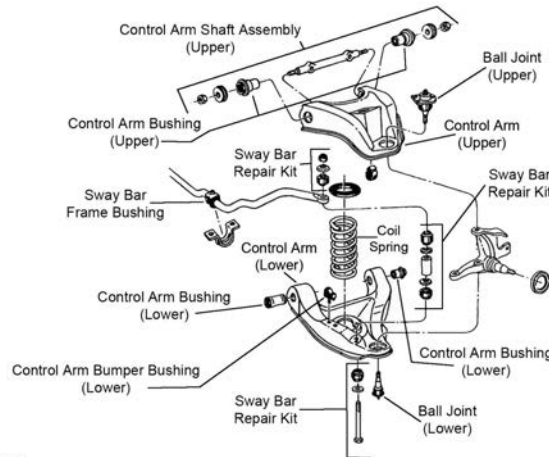


S086

Year	Model/Application	Part	P/C Qty	Figure	
Center Link					
1988-1987		DS1008	1	S086	
Tie Rod Assembly					
1988-1987	(Adjustable Inner And Outer Tie Rod Assembly)	ES2762A	2	S086	
Tie Rod End					
1988-1987	(Left Hand Threads) (Right Hand Threads) (Right Hand Threads) (Left Hand Threads)	Left Outer Right Outer Left Inner Right Inner	ES2764L ES2763R ES2763R ES2764L	1 1 1 1	S086 S086 S086 S086

REAR SUSPENSION

Year	Model/Application	Part	P/C Qty	Figure
Control Arm Link				
1988-1987	Arm To Cross Member	K90113	2	
Sway Bar Link				
1988-1987		K80240	2	

Apollo-BUICK**FRONT SUSPENSION**

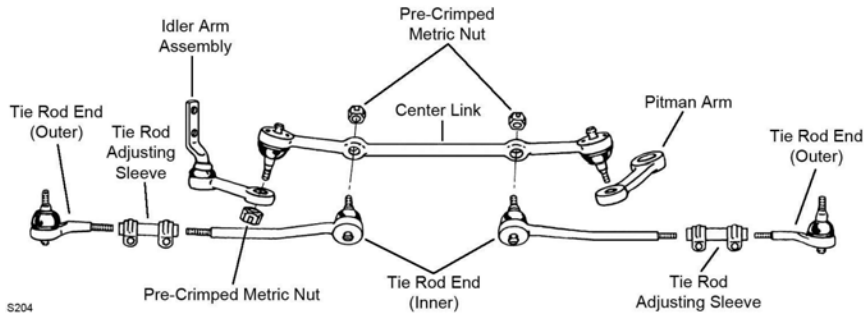
F188

F188

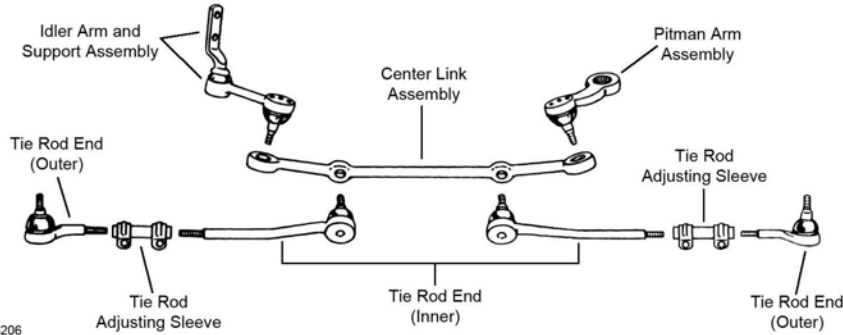
Year	Model/Application	Part	P/C Qty	Figure
Ball Joint				
1975	(Powdered Metal Gusher Brg. For Better Lubrication)	Upper	K5208 ‡	2 F188
	(Powdered Metal Gusher Brg. For Better Lubrication)	Lower	K6145T ‡	2 F188
1974-1973	(Powdered Metal Gusher Brg. For Better Lubrication)	Upper	K5108 ‡	2 F188
	(Powdered Metal Gusher Brg. For Better Lubrication)	Lower	K5103 ‡	2 F188
Control Arm Bumper Bushing				
1975-1973		Lower	K6606	2 F188
Control Arm Bushing				
1975		Lower Rear	K5262	2 F188
		Lower Front	K3113	2 F188
Control Arm Bushing Set				
1975	(Contains Front And Rear Bushings)	Upper	K6144	2 F188
		Lower	K6109	2 F188
1974-1973	(Contains Front And Rear Bushings)	Upper	K5196	2 F188
	(Contains Front And Rear Bushings)	Lower	K6076	2 F188
Control Arm Shaft Assembly				
1975	(Provides Additional Positive(+) Camber Adjustment, Offset Shaft Kit, Design Allows Ease Of Installation)	Upper	K6146 ‡	2 F188
1974-1973	(Provides Additional Positive(+) Camber Adjustment, Offset Shaft Kit, Design Allows Ease Of Installation)	Upper	K5250 ‡	2 F188
Sway Bar Bushing				
1975-1973	1" Sway Bar Diameter	To Frame	K5253	1 F188
	15/16" Sway Bar Diameter	To Frame	K5241	1 F188
Sway Bar Repair Kit				
1975-1973	(Heavy Duty Design)		K6630 ‡	2 F188
	(Includes Polyurethane Bushings And Solid Metal Sleeve For Enhanced Performance. Barrel Nut Allows For Easier Installation.)		K700532 ‡	2 F188
	(Standard Design)		K5252	2 F188

BUICK-Apollo (Cont.)

STEERING



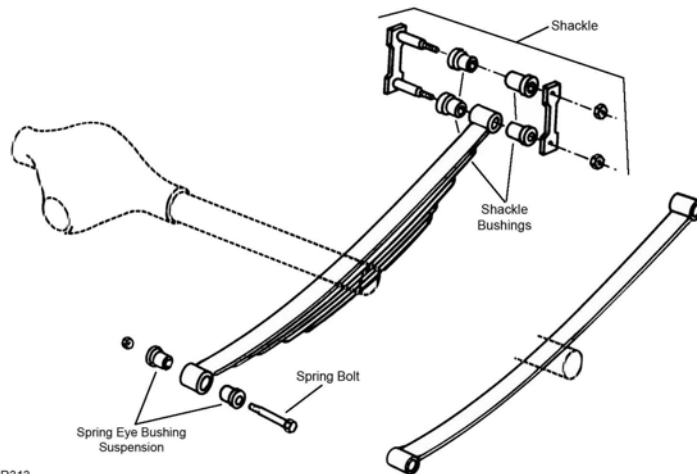
S204



S206

Year	Model/Application	Part	P/C Qty	Figure
Center Link				
1975	(Powdered Metal Gusher Brg. For Better Lubrication)	DS829 ‡	1	S204
Idler Arm				
1975	(Powdered Metal Gusher Brg. For Better Lubrication)	K6186 ‡	1	S204
1974-1973	(Powdered Metal Gusher Brg. For Better Lubrication)	K6099 ‡	1	S206
Pitman Arm				
1974-1973	Manual Steering, (Greaseable Socket Reduces Corrosion/Wear)	K6150 ‡	1	S206
	Power Steering, (Greaseable Socket Reduces Corrosion/Wear)	K6151 ‡	1	S206
Tie Rod Adjusting Sleeve				
1975		ES2004S	2	S204
1974-1973		ES350S	2	S206
Tie Rod End				
1975	(Powdered Metal Gusher Brg. For Better Lubrication)	Outer ES441RL ‡	2	S204
	(Powdered Metal Gusher Brg. For Better Lubrication)	Left Inner ES442L ‡	1	S204
	(Powdered Metal Gusher Brg. For Better Lubrication)	Right Inner ES443L ‡	1	S204
1974-1973	(Powdered Metal Gusher Brg. For Better Lubrication)	Outer ES381RL ‡	2	S206
	(Powdered Metal Gusher Brg. For Better Lubrication)	Inner ES681N ‡	2	S206

REAR SUSPENSION

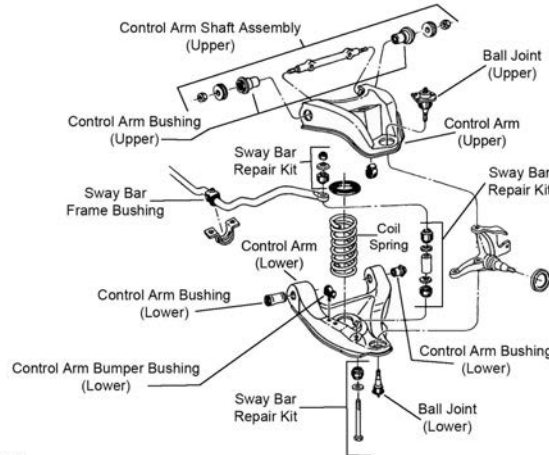


R313

R313

REAR SUSPENSION (Cont.)

Year	Model/Application	Part	P/C Qty	Figure
Leaf Spring Bushing				
1975-1973	Fixed End	SB298	2	R313
Leaf Spring Shackle Bushing				
1975-1973		K6560	4	R313

Centurion-BUICK**FRONT SUSPENSION**

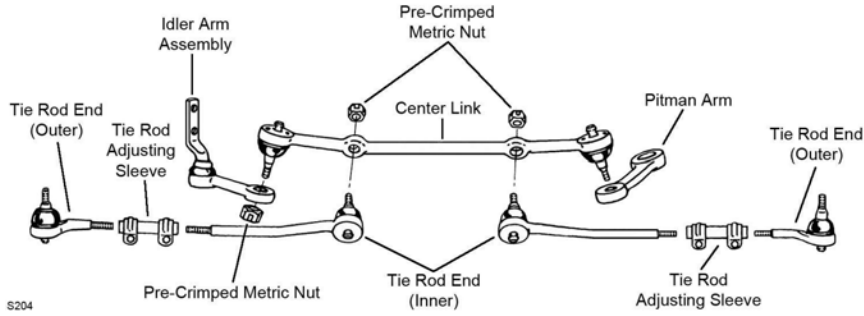
F188

F188

Year	Model/Application	Part	P/C Qty	Figure	
Ball Joint					
1973-1971	(Powdered Metal Gusher Brg. For Better Lubrication)	Upper	K5208 ‡	2	F188
	(Powdered Metal Gusher Brg. For Better Lubrication)	Lower	K6141 ‡	2	F188
Control Arm Bumper Bushing					
1973-1971		Lower	K6606	2	F188
Control Arm Bushing					
1973-1971		Lower Rear	K5262	2	F188
		Lower Front	K3113	2	F188
Control Arm Bushing Set					
1973-1971	(Contains Front And Rear Bushings)	Upper	K6108	2	F188
	(Contains Front And Rear Bushings)	Lower	K6109	2	F188
Control Arm Shaft Assembly					
1973-1971	(Provides Additional Positive(+) Camber Adjustment, Offset Shaft Kit, Design Allows Ease Of Installation)	Upper	K6148 ‡	2	F188
Sway Bar Bushing					
1973-1971	1" Sway Bar Diameter	To Frame	K5253	1	F188
	15/16" Sway Bar Diameter	To Frame	K5241	1	F188
Sway Bar Repair Kit					
1973-1971	(Heavy Duty Design)		K6630 ‡	2	F188
	(Includes Polyurethane Bushings And Solid Metal Sleeve For Enhanced Performance. Barrel Nut Allows For Easier Installation.)		K700532 ‡	2	F188
	(Standard Design)		K5252	2	F188

BUICK-Centurion (Cont.)

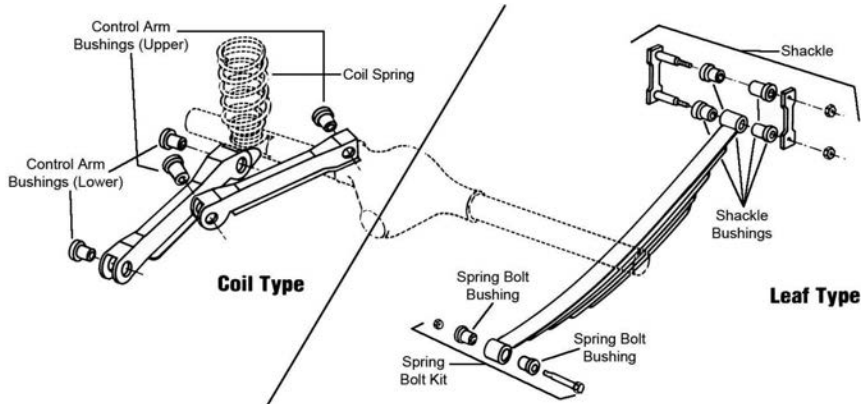
STEERING



S204

Year	Model/Application	Part	P/C Qty	Figure
Center Link				
1973	(Powdered Metal Gusher Brg. For Better Lubrication)	DS809 ‡	1	S204
Idler Arm				
1973	(Powdered Metal Gusher Brg. For Better Lubrication)	K6149 ‡	1	S204
1972-1971	(Powdered Metal Gusher Brg. For Better Lubrication)	K6106 ‡	1	S204
Tie Rod Adjusting Sleeve				
1973-1971		ES2004S	2	S204
Tie Rod End				
1973-1971	(Powdered Metal Gusher Brg. For Better Lubrication)	Outer ES403R ‡	2	S204
	(Powdered Metal Gusher Brg. For Better Lubrication)	Inner ES403L ‡	2	S204

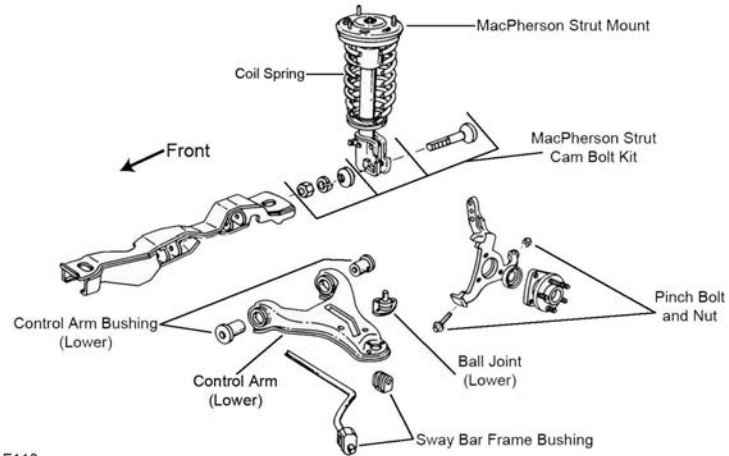
REAR SUSPENSION



R310

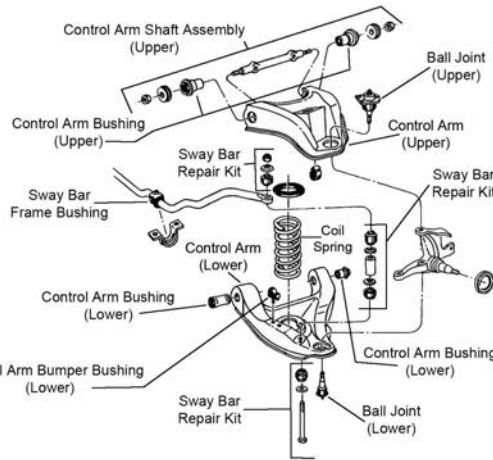
Year	Model/Application	Part	P/C Qty	Figure
Control Arm Bushing				
1973-1971		Upper K6111	2	R310
Control Arm Bushing Set				
1973-1971	(Contains Front And Rear Bushings)	Lower K6116	2	R310

FRONT SUSPENSION



F113

F113



F188

F188

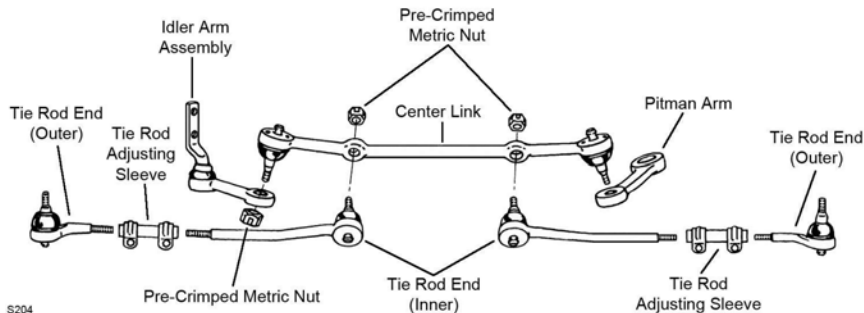
Year	Model/Application	Part	P/C Qty	Figure
Ball Joint				
1990-1982	(Powdered Metal Gusher Brg. For Better Lubrication)	Lower	K5263 ‡	2 F113
1981-1973	(Powdered Metal Gusher Brg. For Better Lubrication)	Upper	K5208 ‡	2 F188
	(Powdered Metal Gusher Brg. For Better Lubrication)	Lower	K6145T ‡	2 F188
Control Arm Bumper Bushing				
1981-1973		Lower	K6606	2 F188
Control Arm Bushing				
1990-1982	(Contains Front And Rear Bushings)	Lower	K6271	2 F113
1977-1973		Lower Rear	K5262	2 F188
		Lower Front	K3113	2 F188
Control Arm Bushing Set				
1981-1978	(Contains Front And Rear Bushings)	Upper	K6411 ‡	1 F188
	(Contains Front And Rear Bushings, Standard Design)	Upper	K6176	2 F188
	(Contains Front And Rear Bushings)	Lower	K6421 ‡	2 F188
	(Contains Front And Rear Bushings, Standard Design)	Lower	K6177	2 F188
1977-1974		Upper	K6144	2 F188
1977-1973	(Contains Front And Rear Bushings)	Lower	K6109	2 F188
1973	(Contains Front And Rear Bushings)	Upper	K6108	2 F188
Control Arm Shaft Assembly				
1981-1978	(Provides Additional Positive(+) Camber Adjustment, Offset Shaft Kit, Design Allows Ease Of Installation)	Upper	K6218 ‡	2 F188
1977-1974	(Provides Additional Positive(+) Camber Adjustment, Offset Shaft Kit, Design Allows Ease Of Installation)	Upper	K6146 ‡	2 F188
1973	(Provides Additional Positive(+) Camber Adjustment, Offset Shaft Kit, Design Allows Ease Of Installation)	Upper	K6148 ‡	2 F188

BUICK-Century (Cont.)

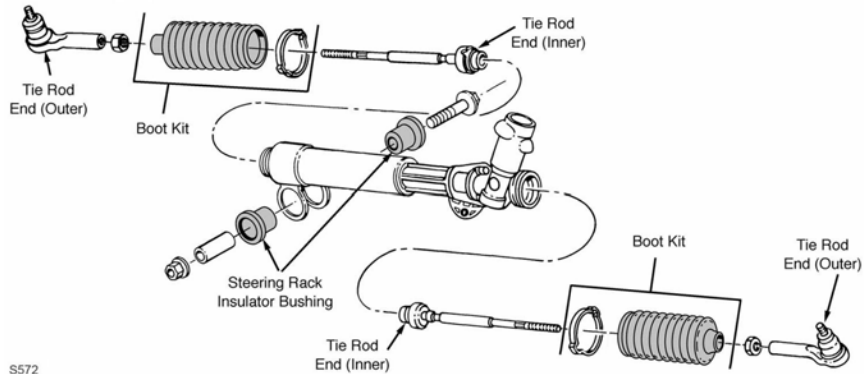
FRONT SUSPENSION (Cont.)

Year	Model/Application	Part	P/C Qty	Figure
Strut and Spring Assembly				
1990-1984	(Coated For Corrosion Resistance, Strut, Spring & Top Mount)	ST8500 ‡	2	F113
Strut Bumper Bellows				
1990-1982	(Contains Bumper)	K90463	2	F113
Strut Mount				
1990-1982	(Contains Bearing)	K6446	2	F113
Strut Spring Seat				
1990-1982	(Contains Isolators) Upper	K6636	2	F113
Sway Bar Bushing				
1990-1982	To Arm	K6270	1	F113
	22mm Sway Bar Diameter To Frame	K6267	1	F113
	26mm Sway Bar Diameter To Frame	K6269	1	F113
1981-1978	1" Sway Bar Diameter, Except Tabs On Mounting Clamps To Frame	K6451	1	F188
	1-1/16" Sway Bar Diameter, Except Tabs On Mounting Clamps To Frame	K5288	1	F188
	1-1/4" Sway Bar Diameter, Except Tabs On Mounting Clamps, (Split Design For Easier Installation) To Frame	K6455 ‡	1	F188
	1-1/8" Sway Bar Diameter, Except Tabs On Mounting Clamps To Frame	K6453	1	F188
	1-3/16" Sway Bar Diameter, Except Tabs On Mounting Clamps To Frame	K5248	1	F188
1980-1978	1" To 1-9/64" Sway Bar Diameter, Tabs On Mounting Clamps To Frame	K6161	1	F188
	15/16" Sway Bar Diameter, Tabs On Mounting Clamps To Frame	K5241	1	F188
1977-1976	1" To 1-9/64" Sway Bar Diameter To Frame	K6161	1	F188
1977-1973	15/16" Sway Bar Diameter To Frame	K5241	1	F188
1975-1973	1" Sway Bar Diameter To Frame	K5253	1	F188
Sway Bar Repair Kit				
1981-1978	(OEM Type)	K5254	2	F188
	(Optional Performance)	K8988	2	F188
	7-1/4" Length, (Includes Polyurethane Bushings And Solid Metal Sleeve For Enhanced Performance. Barrel Nut Allows For Easier Installation.)	K700538 ‡	2	F188
1977-1973	(Heavy Duty Design)	K6630 ‡	2	F188
	(Includes Polyurethane Bushings And Solid Metal Sleeve For Enhanced Performance. Barrel Nut Allows For Easier Installation.)	K700532 ‡	2	F188
	(Standard Design)	K5252	2	F188
1958-1957	(Heavy Duty Design)	K6629 ‡	2	
	(Includes Polyurethane Bushings And Solid Metal Sleeve For Enhanced Performance. Barrel Nut Allows For Easier Installation.)	K700535 ‡	2	
	(Standard Design)	K8266	2	
1956-1954	(OEM Type)	K5254	2	F188
	7-1/4" Length, (Includes Polyurethane Bushings And Solid Metal Sleeve For Enhanced Performance. Barrel Nut Allows For Easier Installation.)	K700538 ‡	2	F188
Wheel Hub & Bearing Assembly				
1990		513016-K	2	
1989-1983	10-1/4" Rotor Diameter, Heavy Duty Brakes	513016-K	2	
	9.68" Rotor Diameter, Light Duty Brakes	513011-K	2	
1982		513011-K	2	

STEERING



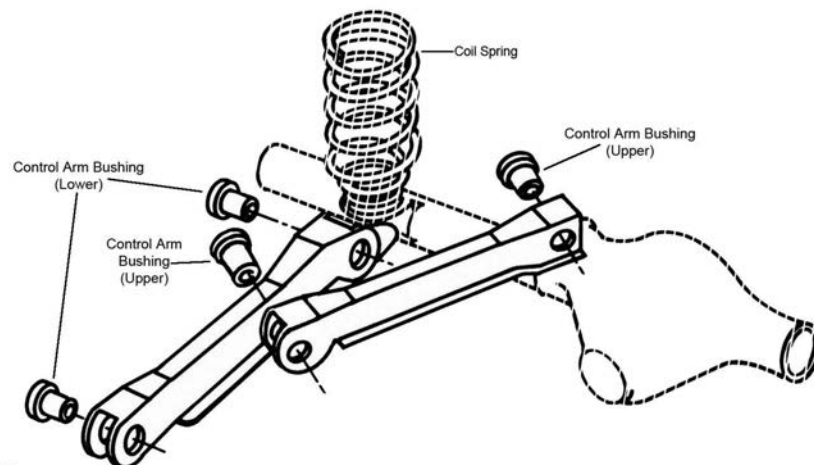
STEERING (Cont.)



S572

Year	Model/Application	Part	P/C Qty	Figure	
Center Link					
1981-1978	(Contains New Pre-Crimped Metric Nuts, Powdered Metal Gusher Brg. For Better Lubrication)	DS909 ‡	1	S204	
1977-1973	Power Steering, (Powdered Metal Gusher Brg. For Better Lubrication)	DS808 ‡	1	S204	
Idler Arm					
1981-1978	(Powdered Metal Gusher Brg. For Better Lubrication)	K6187T ‡	1	S204	
1977-1975	(Powdered Metal Gusher Brg. For Better Lubrication)	K6152 ‡	1	S204	
1974-1973	(Curved Arm, Powdered Metal Gusher Brg. For Better Lubrication)	K6149 ‡	1	S204	
Rack & Pinion Boot Kit					
1990-1982		K6298	1	S572	
Steering Rack Insulator Bushing					
1990-1982		K6225	2	S572	
Tie Rod Adjusting Sleeve					
1981-1978		ES2032S	2	S204	
1977-1973		ES2004S	2	S204	
1958-1957	1 1/16" - 18 Thread, 4.72" Length	ES2004S	1		
Tie Rod End					
1990-1982	(Powdered Metal Gusher Brg. For Better Lubrication) (Full Ball Stud Provides 360 Degrees Of Smooth Rotation)	Outer	ES2111RL ‡	2	S572
		Inner	EV116 ‡	2	S572
1981-1978	(Powdered Metal Gusher Brg. For Better Lubrication) (Powdered Metal Gusher Brg. For Better Lubrication)	Outer	ES2033RLT ‡	2	S204
		Inner	ES2034RLT ‡	2	S204
1977-1973	(Powdered Metal Gusher Brg. For Better Lubrication) (Powdered Metal Gusher Brg. For Better Lubrication)	Outer	ES427R ‡	2	S204
		Inner	ES2020RLT ‡	2	S204
1958-1957	(Powdered Metal Gusher Brg. For Better Lubrication) (Powdered Metal Gusher Brg. For Better Lubrication)	Right Outer	ES140R ‡	1	S204
		Left Inner	ES140R ‡	1	S204

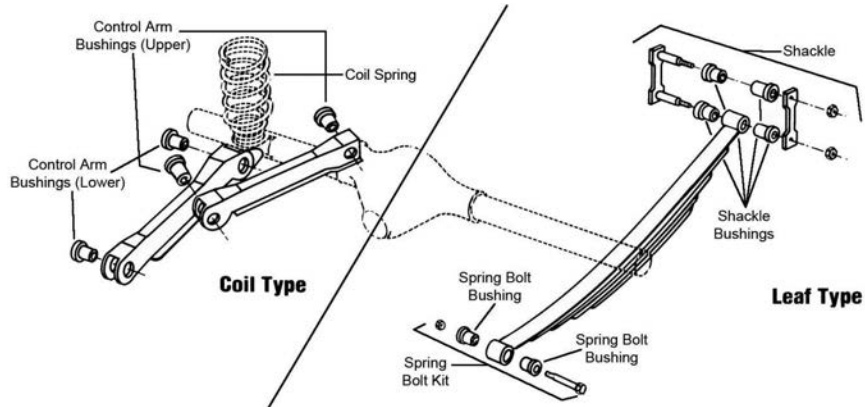
REAR SUSPENSION



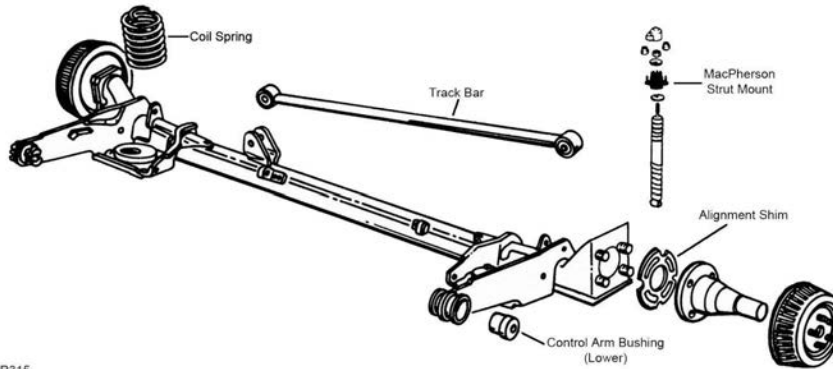
R308

BUICK-Century (Cont.)

REAR SUSPENSION (Cont.)



R310

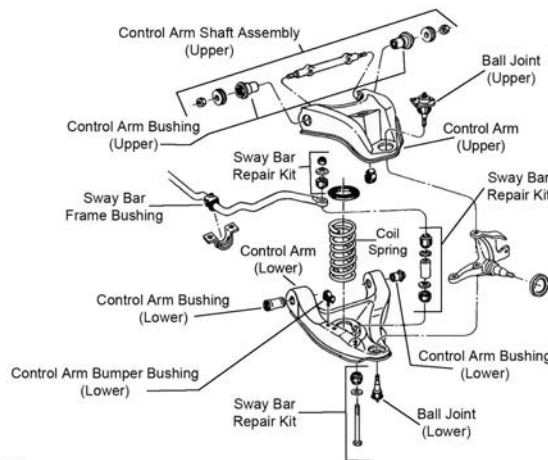


R315

R315

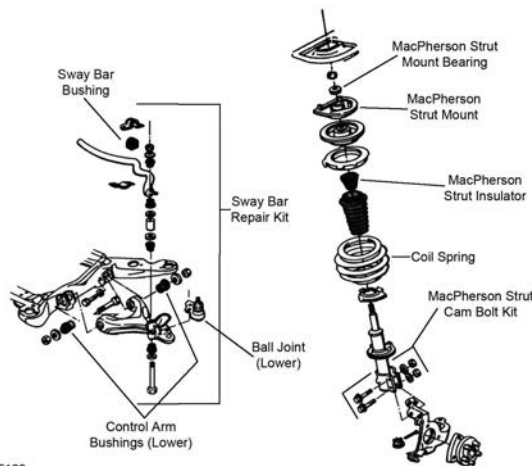
Year	Model/Application	Part	P/C Qty	Figure
Control Arm Bushing				
1990-1982		Lower	K5274	2 R315
1981-1978	(Contains Front And Rear Bushings) (Contains Front And Rear Bushings)	Upper	K6178	2 R308
		Lower	K6178	2 R308
Control Arm Bushing Set				
1977-1973	(Contains Front And Rear Bushings) (Contains Front And Rear Bushings)	Upper	K5161	2 R310
		Lower	K5161	2 R310
Shock Mount				
1990-1982			K6353	2 R315
Strut Bumper Bellows				
1990-1982	(Contains Bumper)		K90464	2 R315
Track Bar				
1990-1982	(Contains Bushings)		K6342	1 R315
Wheel Hub & Bearing Assembly				
1990			513018	2
1989-1983	Heavy Duty Brakes		513018	2

FRONT SUSPENSION



F188

F188



F199

F199

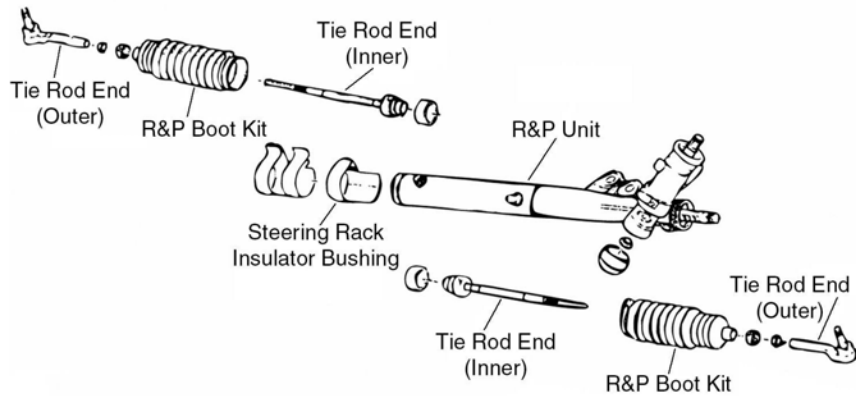
Year	Model/Application	Part	P/C Qty	Figure
Ball Joint				
1990-1985	Front Wheel Drive, (Powdered Metal Gusher Brg. For Better Lubrication)	Lower	K5295 ‡	2 F199
1984-1977	(Powdered Metal Gusher Brg. For Better Lubrication)	Lower	K6145T ‡	2 F188
1984-1976	(Powdered Metal Gusher Brg. For Better Lubrication)	Upper	K5208 ‡	2 F188
1976	(Powdered Metal Gusher Brg. For Better Lubrication)	Lower	K6141 ‡	2 F188
Control Arm				
1990-1985	Front Wheel Drive, (R-Series)	Left Lower	RK641465	1 F199
	Front Wheel Drive, (R-Series)	Right Lower	RK641464	1 F199
Control Arm Bumper Bushing				
1984-1976		Lower	K6606	2 F188
Control Arm Bushing				
1984-1976		Lower Rear	K5262	2 F188
		Lower Front	K3113	2 F188
Control Arm Bushing Set				
1990-1985	Front Wheel Drive, (Contains Front And Rear Bushings)	Lower	K6285	2 F199
1984-1980	(Contains Front And Rear Bushings)	Upper	K6409 ‡	1 F188
	(Contains Front And Rear Bushings, Standard Design)	Lower	K6198	1 F188
1984-1976	(Contains Front And Rear Bushings)	Lower	K6109	2 F188
1979-1976		Upper	K6144	2 F188
Control Arm Shaft Assembly				
1984-1980	(Provides Additional Positive(+) Camber Adjustment, Offset Shaft Kit, Design Allows Ease Of Installation)	Upper	K6210 ‡	2 F188
1979-1976	(Provides Additional Positive(+) Camber Adjustment, Offset Shaft Kit, Design Allows Ease Of Installation)	Upper	K6146 ‡	2 F188

BUICK-Electra (Cont.)

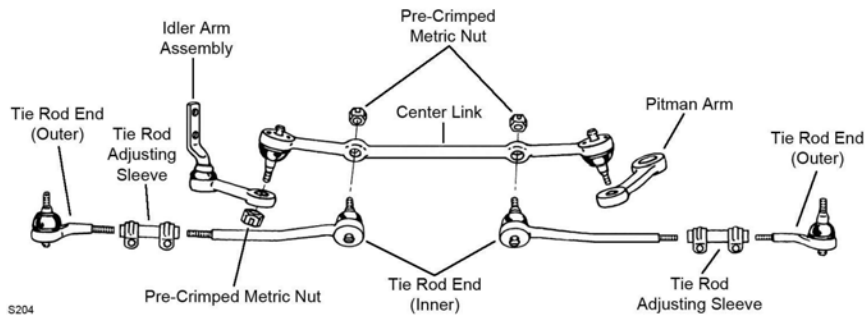
FRONT SUSPENSION (Cont.)

Year	Model/Application	Part	P/C Qty	Figure
Control Arm with Ball Joint				
1984-1982	(Contains Bushing, Powdered Metal Gusher Brg. For Better Lubrication) (R-Series)	Right Lower Right Lower	CK620169 ‡ RK620169	1 1 F188
1984-1980	(Contains Bushing, Powdered Metal Gusher Brg. For Better Lubrication) (R-Series)	Left Lower Left Lower	CK620168 ‡ RK620168	1 1 F188
Strut Bearing				
1990-1985	Front Wheel Drive	Upper	K6436	2 F199
Strut Bumper Bellows				
1990-1985	Front Wheel Drive, (Contains Bumper)		K90464	2 F199
Strut Mount				
1990-1985	(Contains Insulator And Bearing)		K6448	2 F199
Strut Rod Bushing				
1961	(Improved Design)		K5186	1
Strut Spring Seat				
1990-1986	(Contains Insulator)	Upper Lower	K5344 K6703	2 2 F199 F199
1985	Front Wheel Drive, (Contains Insulator) Front Wheel Drive	Upper Lower	K5344 K6703	2 2 F199 F199
Sway Bar Bushing				
1990-1985	Front Wheel Drive, 28mm Sway Bar Diameter Front Wheel Drive, 30mm Sway Bar Diameter Front Wheel Drive, 32mm Sway Bar Diameter Front Wheel Drive, 34mm Sway Bar Diameter	To Frame To Frame To Frame To Frame	K5326 K5327 K5329 K5332	1 1 1 1 F199 F199 F199 F199
1984-1980	1" Sway Bar Diameter 1-1/16" Sway Bar Diameter 1-1/4" Sway Bar Diameter, (Split Design For Easier Installation) 1-1/8" Sway Bar Diameter 1-3/16" Sway Bar Diameter	To Frame To Frame To Frame To Frame To Frame	K6451 K5288 K6455 ‡ K6453 K5248	1 1 1 1 1 F188 F188 F188 F188 F188
1979-1976	1" Sway Bar Diameter 15/16" Sway Bar Diameter	To Frame To Frame	K6161 K5241	1 1 F188 F188
1961		To Frame	K8204	1
1960-1959	(Standard Design)	To Frame	K5227	1
Sway Bar Repair Kit				
1990-1985	Front Wheel Drive, (Heavy Duty Design) Front Wheel Drive, (Standard Design) Front Wheel Drive, 5.5" Length, (Includes Polyurethane Bushings And Solid Metal Sleeve For Enhanced Performance. Barrel Nut Allows For Easier Installation.)		K8989 ‡ K5255 K700528 ‡	2 2 2 F199 F199 F199
1984-1976	(Heavy Duty Design) (Includes Polyurethane Bushings And Solid Metal Sleeve For Enhanced Performance. Barrel Nut Allows For Easier Installation.) (Standard Design)		K6630 ‡ K700532 ‡ K5252	2 2 2 F188 F188 F188
1961	(OEM Type) 7-1/4" Length, (Includes Polyurethane Bushings And Solid Metal Sleeve For Enhanced Performance. Barrel Nut Allows For Easier Installation.)		K5254 K700538 ‡	2 2
1960-1959	(Heavy Duty Design) (Includes Polyurethane Bushings And Solid Metal Sleeve For Enhanced Performance. Barrel Nut Allows For Easier Installation.) (Standard Design)		K6629 ‡ K700535 ‡ K8266	2 2 2
Wheel Hub & Bearing Assembly				
1990-1985	Front Wheel Drive		513016-K	2

STEERING



S028

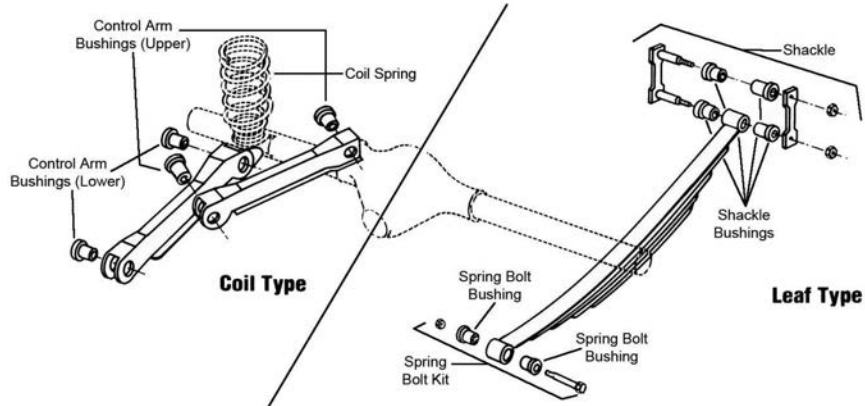


S204

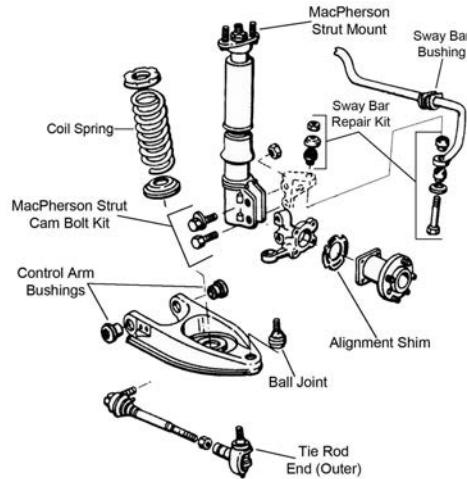
Year	Model/Application	Part	P/C Qty	Figure
Center Link				
1984-1979	Except Original Equipment Steering Damper, (Contains New Pre-Crimped Metric Nuts, Greaseable Socket Reduces Corrosion/Wear)	DS899 ‡	1	S204
1978-1977	Except Original Equipment Steering Damper, (Greaseable Socket Reduces Corrosion/Wear) Original Equipment Steering Damper, (Contains New Pre-Crimped Metric Nuts, Powdered Metal Gusher Brg. For Better Lubrication)	DS899 ‡ DS1116 ‡	1 1	S204 S204
1976	(Powdered Metal Gusher Brg. For Better Lubrication)	DS809 ‡	1	S204
Idler Arm				
1984-1978	(Powdered Metal Gusher Brg. For Better Lubrication)	K6187T ‡	1	S204
1977	(Powdered Metal Gusher Brg. For Better Lubrication)	K6164 ‡	1	S204
1976	(Powdered Metal Gusher Brg. For Better Lubrication)	K6153 ‡	1	S204
Rack & Pinion Boot Kit				
1990-1985	Front Wheel Drive	K6298	1	S028
Steering Rack Insulator Bushing				
1990-1985	Front Wheel Drive	Right K5291	1	S028
Tie Rod Adjusting Sleeve				
1984-1976		ES2004S	2	S204
1961	Power Steering	ES638S	2	S204
Tie Rod End				
1990	(Powdered Metal Gusher Brg. For Better Lubrication)	Outer ES2261RL ‡	2	S028
1990-1985	Front Wheel Drive, (Full Ball Stud Provides 360 Degrees Of Smooth Rotation)	Inner EV116 ‡	2	S028
1989-1985	Front Wheel Drive, (Powdered Metal Gusher Brg. For Better Lubrication)	Outer ES2261RL ‡	2	S028
1984-1977	(Powdered Metal Gusher Brg. For Better Lubrication) (Powdered Metal Gusher Brg. For Better Lubrication)	Outer ES2019RLT ‡ Inner ES2020RLT ‡	2 2	S204 S204
1976	(Powdered Metal Gusher Brg. For Better Lubrication) (Powdered Metal Gusher Brg. For Better Lubrication)	Outer ES403R ‡ Inner ES403L ‡	2 2	S204 S204

BUICK-Electra (Cont.)

REAR SUSPENSION



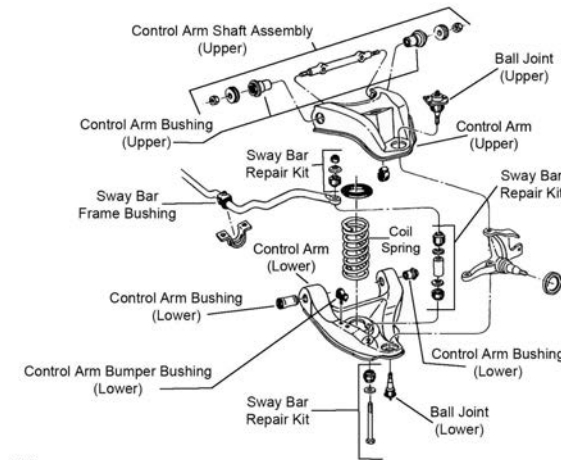
R310



R340

Year	Model/Application	Part	P/C Qty	Figure
Ball Joint				
1990-1985	Front Wheel Drive, (Powdered Metal Gusher Brg. For Better Lubrication)	Lower	K5297 ‡	2 R340
Control Arm Bushing				
1984-1976		Upper	K6111	2 R310
Control Arm Bushing Set				
1990-1985	Front Wheel Drive, (Contains Front And Rear Bushings)	Lower	K5296	2 R340
1984-1976	(Contains Front And Rear Bushings)	Lower	K6116	2 R310
Strut Mount				
1990-1985	Front Wheel Drive		K6404	2 R340
Sway Bar Bushing				
1990-1985	15mm Sway Bar Diameter	To Frame	K200042	1 R340
	18mm Sway Bar Diameter	To Frame	K201042	1 R340
Sway Bar Link				
1990-1985	Front Wheel Drive, (Contains Bracket and Hanger, Sway Bar Bushing Not Included)	Center	K201292	2 R340
Sway Bar Repair Kit				
1990-1985	Front Wheel Drive	Outer	K5315	2 R340
Tie Rod End				
1990-1985	Front Wheel Drive, (Powdered Metal Gusher Brg. For Better Lubrication)	Outer	ES2500RL ‡	2 R340
Wheel Hub & Bearing Assembly				
1990-1987	Front Wheel Drive, 4 Wheel ABS		513041	2
	Front Wheel Drive, Non ABS		513018	2
1986-1985	Front Wheel Drive		513018	2

FRONT SUSPENSION



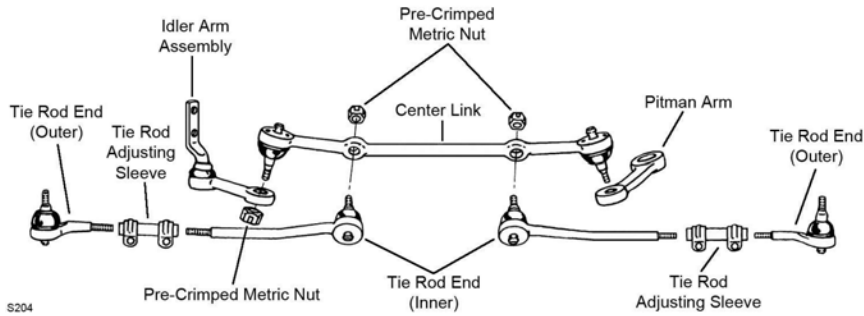
F188

F188

Year	Model/Application	Part	P/C Qty	Figure
Ball Joint				
1976-1971	(Powdered Metal Gusher Brg. For Better Lubrication)	Upper	K5208 ‡	2 F188
	(Powdered Metal Gusher Brg. For Better Lubrication)	Lower	K6141 ‡	2 F188
1970-1963	(Powdered Metal Gusher Brg. For Better Lubrication)	Lower	K5075 ‡	2
Control Arm Bumper Bushing				
1976-1971		Lower	K6606	2 F188
Control Arm Bushing				
1976-1971		Lower Rear	K5262	2 F188
		Lower Front	K3113	2 F188
1970-1966	(Contains Front And Rear Bushings)	Upper	K426	2
Control Arm Bushing Set				
1976-1974		Upper	K6144	2 F188
1976-1971	(Contains Front And Rear Bushings)	Lower	K6109	2 F188
1973-1971	(Contains Front And Rear Bushings)	Upper	K6108	2 F188
Control Arm Shaft Assembly				
1976-1974	(Provides Additional Positive(+) Camber Adjustment, Offset Shaft Kit, Design Allows Ease Of Installation)	Upper	K6146 ‡	2 F188
1973-1971	(Provides Additional Positive(+) Camber Adjustment, Offset Shaft Kit, Design Allows Ease Of Installation)	Upper	K6148 ‡	2 F188
Strut Rod Bushing				
1968-1961	(Improved Design)		K5186	1
Sway Bar Bushing				
1976	1" Sway Bar Diameter	To Frame	K6161	1 F188
1976-1971	15/16" Sway Bar Diameter	To Frame	K5241	1 F188
1975-1971	1" Sway Bar Diameter	To Frame	K5253	1 F188
1970-1967	1" Sway Bar Diameter	To Frame	K5253	1
	15/16" Sway Bar Diameter	To Frame	K5241	1
1966-1961		To Frame	K8204	1
1960-1959	(Standard Design)	To Frame	K5227	1
Sway Bar Repair Kit				
1976-1971	(Heavy Duty Design) (Includes Polyurethane Bushings And Solid Metal Sleeve For Enhanced Performance. Barrel Nut Allows For Easier Installation.) (Standard Design)		K6630 ‡ K700532 ‡ K5252	2 F188 2 F188 2 F188
1970-1965	(Standard Design) 6-1/2" Length, (Includes Polyurethane Bushings And Solid Metal Sleeve For Enhanced Performance. Barrel Nut Allows For Easier Installation.)		K6217 K700534 ‡	2 2
1964-1961	(OEM Type) 7-1/4" Length, (Includes Polyurethane Bushings And Solid Metal Sleeve For Enhanced Performance. Barrel Nut Allows For Easier Installation.)		K5254 K700538 ‡	2 2
1960-1959	(Heavy Duty Design) (Includes Polyurethane Bushings And Solid Metal Sleeve For Enhanced Performance. Barrel Nut Allows For Easier Installation.) (Standard Design)		K6629 ‡ K700535 ‡ K8266	2 2 2

BUICK-Electra 225 (Cont.)

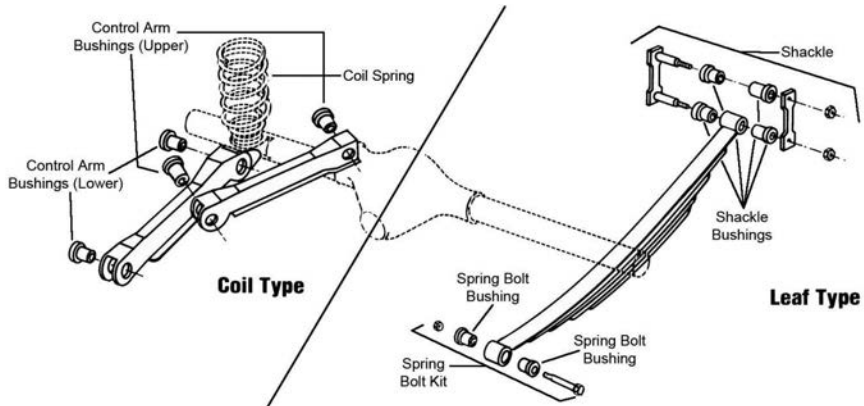
STEERING



S204

Year	Model/Application	Part	P/C Qty	Figure
Center Link				
1976-1973	(Powdered Metal Gusher Brg. For Better Lubrication)	DS809 ‡	1	S204
Idler Arm				
1976-1975	(Powdered Metal Gusher Brg. For Better Lubrication)	K6153 ‡	1	S204
1974-1973	(Powdered Metal Gusher Brg. For Better Lubrication)	K6149 ‡	1	S204
1972-1971	(Powdered Metal Gusher Brg. For Better Lubrication)	K6106 ‡	1	S204
Tie Rod Adjusting Sleeve				
1976-1971		ES2004S	2	S204
1970-1969		Left ES638S Right ES2004S	1 1	S204 S204
1968-1962		ES2004S	2	S204
1961	Power Steering	ES638S	2	S204
Tie Rod End				
1976-1971	(Powdered Metal Gusher Brg. For Better Lubrication)	Outer ES403R ‡ Inner ES403L ‡	2 2	S204 S204
1964-1962	(Powdered Metal Gusher Brg. For Better Lubrication)	Outer ES314RL ‡	2	S204

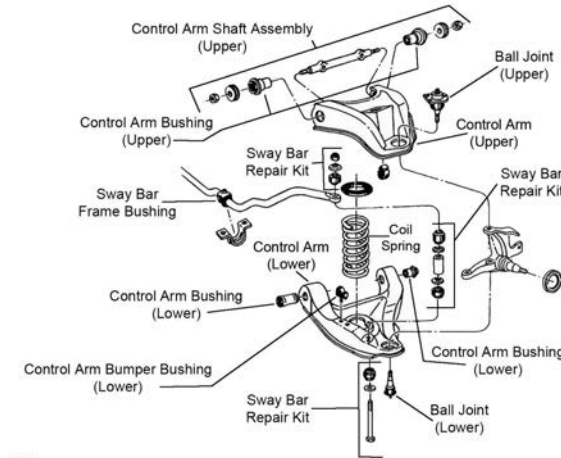
REAR SUSPENSION



R310

Year	Model/Application	Part	P/C Qty	Figure
Control Arm Bushing				
1976-1971		Upper K6111	2	R310
Control Arm Bushing Set				
1976-1971	(Contains Front And Rear Bushings)	Lower K6116	2	R310
1970-1967	(Contains Front And Rear Bushings)	Upper K5161	2	R310
	(Contains Front And Rear Bushings)	Lower K5161	2	R310

FRONT SUSPENSION



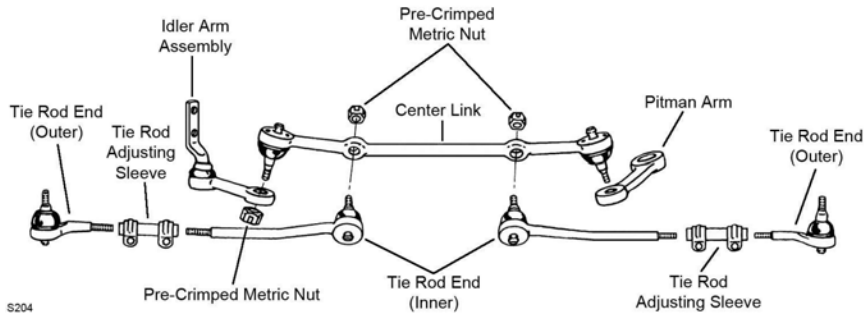
F188

F188

Year	Model/Application	Part	P/C Qty	Figure
Ball Joint				
1989-1985	Rear Wheel Drive, (Powdered Metal Gusher Brg. For Better Lubrication)	Lower	K6145T ‡	2 F188
1989-1980	(Powdered Metal Gusher Brg. For Better Lubrication)	Upper	K5208 ‡	2 F188
1984-1980	(Powdered Metal Gusher Brg. For Better Lubrication)	Lower	K6145T ‡	2 F188
Control Arm Bumper Bushing				
1989-1980		Lower	K6606	2 F188
Control Arm Bushing				
1989-1980		Lower Rear	K5262	2 F188
		Lower Front	K3113	2 F188
Control Arm Bushing Set				
1989-1985	Rear Wheel Drive, (Contains Front And Rear Bushings)	Upper	K6409 ‡	1 F188
	Rear Wheel Drive, (Contains Front And Rear Bushings, Standard Design)	Upper	K6198	1 F188
	Rear Wheel Drive, (Contains Front And Rear Bushings)	Lower	K6109	2 F188
1984-1980	(Contains Front And Rear Bushings)	Upper	K6409 ‡	1 F188
	(Contains Front And Rear Bushings, Standard Design)	Upper	K6198	1 F188
	(Contains Front And Rear Bushings)	Lower	K6109	2 F188
Control Arm Shaft Assembly				
1989-1980	(Provides Additional Positive(+) Camber Adjustment, Offset Shaft Kit, Design Allows Ease Of Installation)	Upper	K6210 ‡	2 F188
Control Arm with Ball Joint				
1989-1980	(Contains Bushing, Powdered Metal Gusher Brg. For Better Lubrication)	Left Lower	CK620168 ‡	1 F188
	(R-Series)	Left Lower	RK620168	1 F188
1987-1982	(Contains Bushing, Powdered Metal Gusher Brg. For Better Lubrication)	Right Lower	CK620169 ‡	1 F188
	(R-Series)	Right Lower	RK620169	1 F188
Strut Bumper Bellows				
1989-1988	Rear Wheel Drive, (Contains Bumper)		K90464	2 F188
Sway Bar Bushing				
1989-1985	Rear Wheel Drive, 1-1/4" Sway Bar Diameter, (Split Design For Easier Installation)	To Frame	K6455 ‡	1 F188
1989-1980	1" Sway Bar Diameter	To Frame	K6451	1 F188
	1-1/16" Sway Bar Diameter	To Frame	K5288	1 F188
	1-1/8" Sway Bar Diameter	To Frame	K6453	1 F188
	1-3/16" Sway Bar Diameter	To Frame	K5248	1 F188
1984-1980	1-1/4" Sway Bar Diameter, (Split Design For Easier Installation)	To Frame	K6455 ‡	1 F188
Sway Bar Repair Kit				
1989-1985	Rear Wheel Drive, (Heavy Duty Design)		K6630 ‡	2 F188
	Rear Wheel Drive, (Includes Polyurethane Bushings And Solid Metal Sleeve For Enhanced Performance. Barrel Nut Allows For Easier Installation.)		K700532 ‡	2 F188
	Rear Wheel Drive, (Standard Design)		K5252	2 F188
1984-1980	(Heavy Duty Design)		K6630 ‡	2 F188
	(Includes Polyurethane Bushings And Solid Metal Sleeve For Enhanced Performance. Barrel Nut Allows For Easier Installation.)		K700532 ‡	2 F188
	(Standard Design)		K5252	2 F188

BUICK-Electra Estate Wagon (Cont.)

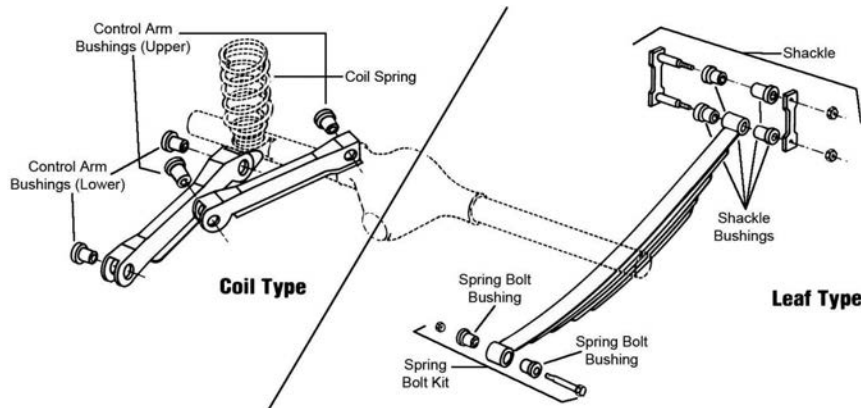
STEERING



S204

Year	Model/Application	Part	P/C Qty	Figure
Center Link				
1989-1980	Except Original Equipment Steering Damper, (Contains New Pre-Crimped Metric Nuts, Greaseable Socket Reduces Corrosion/Wear)	DS899 ‡	1	S204
Idler Arm				
1989-1985	Rear Wheel Drive, (Powdered Metal Gusher Brg. For Better Lubrication)	K6187T ‡	1	S204
1984-1980	(Powdered Metal Gusher Brg. For Better Lubrication)	K6187T ‡	1	S204
Tie Rod Adjusting Sleeve				
1989-1980		ES2004S	2	S204
Tie Rod End				
1989-1980	(Powdered Metal Gusher Brg. For Better Lubrication)	Outer ES2019RLT ‡	2	S204
	(Powdered Metal Gusher Brg. For Better Lubrication)	Inner ES2020RLT ‡	2	S204

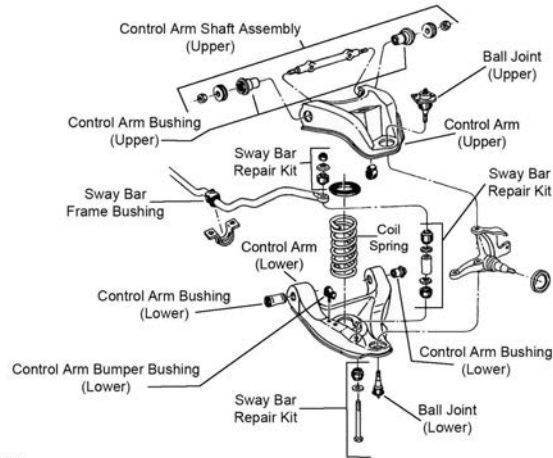
REAR SUSPENSION



R310

Year	Model/Application	Part	P/C Qty	Figure	
Control Arm Bushing					
1989-1985	Rear Wheel Drive	Upper	K6111	2	R310
1984-1980		Upper	K6111	2	R310
Control Arm Bushing Set					
1989-1985	Rear Wheel Drive, (Contains Front And Rear Bushings)	Lower	K6116	2	R310
1984-1980	(Contains Front And Rear Bushings)	Lower	K6116	2	R310

FRONT SUSPENSION



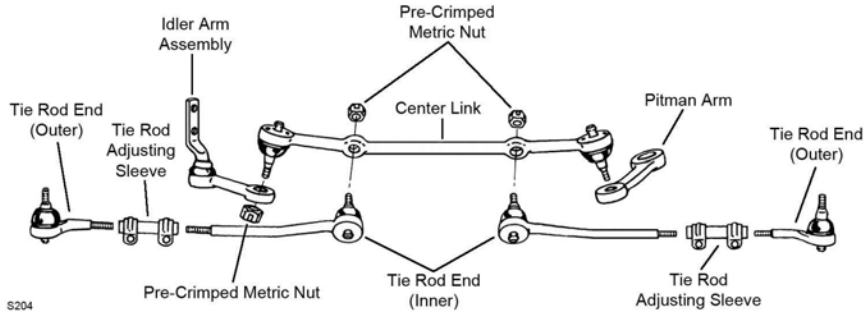
F188

F188

Year	Model/Application	Part	P/C Qty	Figure
Ball Joint				
1979-1971	(Powdered Metal Gusher Brg. For Better Lubrication)	Upper	K5208 ‡	2 F188
1976-1971	(Powdered Metal Gusher Brg. For Better Lubrication)	Lower	K6141 ‡	2 F188
1970	(Powdered Metal Gusher Brg. For Better Lubrication)	Lower	K5075 ‡	2
Control Arm Bumper Bushing				
1979-1971		Lower	K6606	2 F188
Control Arm Bushing				
1979-1971		Lower Rear Lower Front	K5262 K3113	2 F188 2 F188
1970	(Contains Front And Rear Bushings)	Upper	K426	2
Control Arm Bushing Set				
1975-1974		Upper	K6144	2 F188
1975-1971	(Contains Front And Rear Bushings)	Lower	K6109	2 F188
1973-1971	(Contains Front And Rear Bushings)	Upper	K6108	2 F188
Control Arm Shaft Assembly				
1979-1974	(Provides Additional Positive(+) Camber Adjustment, Offset Shaft Kit, Design Allows Ease Of Installation)	Upper	K6146 ‡	2 F188
1973-1971	(Provides Additional Positive(+) Camber Adjustment, Offset Shaft Kit, Design Allows Ease Of Installation)	Upper	K6148 ‡	2 F188
Sway Bar Bushing				
1975-1971	1" Sway Bar Diameter	To Frame	K5253	1 F188
	15/16" Sway Bar Diameter	To Frame	K5241	1 F188
1970	1" Sway Bar Diameter	To Frame	K5253	1
	15/16" Sway Bar Diameter	To Frame	K5241	1
Sway Bar Repair Kit				
1975-1971	(Heavy Duty Design) (Includes Polyurethane Bushings And Solid Metal Sleeve For Enhanced Performance. Barrel Nut Allows For Easier Installation.) (Standard Design)		K6630 ‡ K700532 ‡ K5252	2 F188 2 F188 2 F188
1970	(Standard Design) 6-1/2" Length, (Includes Polyurethane Bushings And Solid Metal Sleeve For Enhanced Performance. Barrel Nut Allows For Easier Installation.)		K6217 K700534 ‡	2 2

BUICK-Estate Wagon (Cont.)

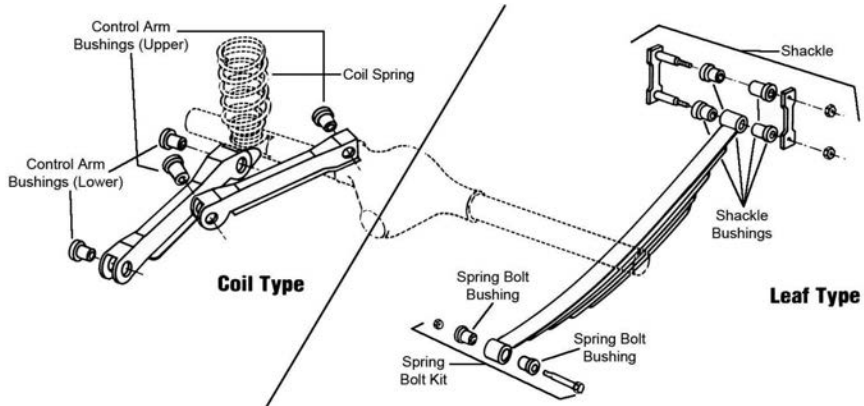
STEERING



S204

Year	Model/Application	Part	P/C Qty	Figure
Center Link				
1979	Except Original Equipment Steering Damper, (Contains New Pre-Crimped Metric Nuts, Greaseable Socket Reduces Corrosion/Wear)	DS899 ‡	1	S204
1978-1977	(Contains New Pre-Crimped Metric Nuts, Powdered Metal Gusher Brg. For Better Lubrication)	DS1116 ‡	1	S204
1976-1973	(Powdered Metal Gusher Brg. For Better Lubrication)	DS809 ‡	1	S204
Idler Arm				
1976-1975	(Powdered Metal Gusher Brg. For Better Lubrication)	K6153 ‡	1	S204
1974-1973	(Powdered Metal Gusher Brg. For Better Lubrication)	K6149 ‡	1	S204
1972-1971	(Powdered Metal Gusher Brg. For Better Lubrication)	K6106 ‡	1	S204
Tie Rod Adjusting Sleeve				
1979-1971		ES2004S	2	S204
1970		Left ES638S Right ES2004S	1 1	S204 S204
Tie Rod End				
1979-1977	(Powdered Metal Gusher Brg. For Better Lubrication)	Outer ES2019RLT ‡ Inner ES2020RLT ‡	2 2	S204 S204
1976-1971	(Powdered Metal Gusher Brg. For Better Lubrication)	Outer ES403R ‡ Inner ES403L ‡	2 2	S204 S204

REAR SUSPENSION



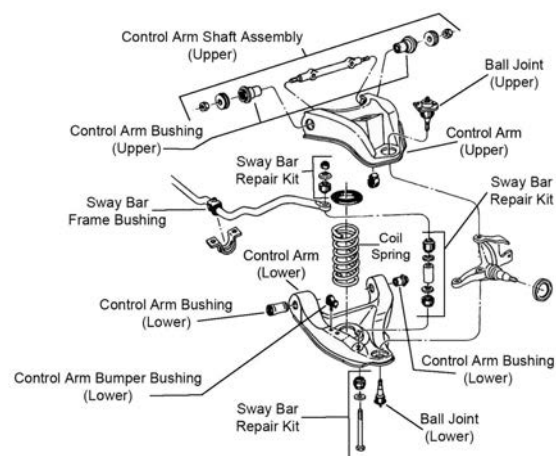
R310

Year	Model/Application	Part	P/C Qty	Figure
Control Arm Bushing				
1975-1971		Upper K6111	2	R310
Control Arm Bushing Set				
1975-1971	(Contains Front And Rear Bushings)	Lower K6116	2	R310
1970	(Contains Front And Rear Bushings)	Upper K5161	2	R310
	(Contains Front And Rear Bushings)	Lower K5161	2	R310
Leaf Spring Bushing				
1976-1971		Fixed End SB298	2	R310
Leaf Spring Shackle Bushing				
1976-1971		K6559	8	R310

Gran Sport-BUICK

FRONT SUSPENSION				
Year	Model/Application	Part	P/C Qty	Figure
Ball Joint				
1967	(Powdered Metal Gusher Brg. For Better Lubrication) (Powdered Metal Gusher Brg. For Better Lubrication)	Upper Lower	K5108 ‡ K5103 ‡	2 2
STEERING				
Year	Model/Application	Part	P/C Qty	Figure
Idler Arm				
1967	(Powdered Metal Gusher Brg. For Better Lubrication)		K5142 ‡	1

GS Series-BUICK

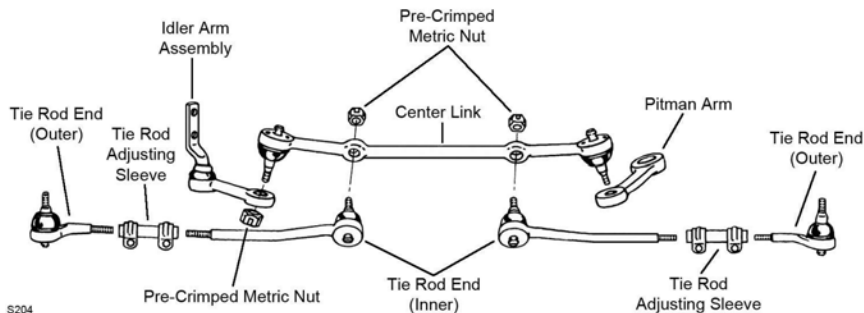
FRONT SUSPENSION				
				
F188 F188				
Year	Model/Application	Part	P/C Qty	Figure
GS 350				
Ball Joint				
1972-1969	(Powdered Metal Gusher Brg. For Better Lubrication) (Powdered Metal Gusher Brg. For Better Lubrication)	Upper Lower	K5108 ‡ K5103 ‡	2 2
1968	1/4" Mounting Holes, (Powdered Metal Gusher Brg. For Better Lubrication) 1/4" Mounting Holes, (Powdered Metal Gusher Brg. For Better Lubrication)	Upper Lower	K5108 ‡ K5103 ‡	2 2
Control Arm Bumper Bushing				
1972-1971		Lower	K6606	2
Control Arm Bushing Set				
1972-1968	(Contains Front And Rear Bushings) (Contains Front And Rear Bushings)	Upper Lower	K5196 K5149	2 2
Control Arm Shaft Assembly				
1972-1968	(Provides Additional Positive(+) Camber Adjustment, Offset Shaft Kit, Design Allows Ease Of Installation)	Upper	K5250 ‡	2
GS 400				
Ball Joint				
1969	(Powdered Metal Gusher Brg. For Better Lubrication) (Powdered Metal Gusher Brg. For Better Lubrication)	Upper Lower	K5108 ‡ K5103 ‡	2 2
1968	1/4" Mounting Holes, (Powdered Metal Gusher Brg. For Better Lubrication) 1/4" Mounting Holes, (Powdered Metal Gusher Brg. For Better Lubrication)	Upper Lower	K5108 ‡ K5103 ‡	2 2
Control Arm Bushing Set				
1969-1968	(Contains Front And Rear Bushings) (Contains Front And Rear Bushings)	Upper Lower	K5196 K5149	2 2
Control Arm Shaft Assembly				
1969-1968	(Provides Additional Positive(+) Camber Adjustment, Offset Shaft Kit, Design Allows Ease Of Installation)	Upper	K5250 ‡	2
GS 455				
Ball Joint				
1972-1970	(Powdered Metal Gusher Brg. For Better Lubrication) (Powdered Metal Gusher Brg. For Better Lubrication)	Upper Lower	K5108 ‡ K5103 ‡	2 2

BUICK-GS Series (Cont.)

FRONT SUSPENSION (Cont.)

Year	Model/Application	Part	P/C Qty	Figure
GS 455				
Control Arm Bumper Bushing				
1972		Lower K6606	2	F188
Control Arm Bushing Set				
1972-1970	(Contains Front And Rear Bushings) (Contains Front And Rear Bushings)	Upper K5196 Lower K5149	2 2	F188 F188
Control Arm Shaft Assembly				
1972-1970	(Provides Additional Positive(+) Camber Adjustment, Offset Shaft Kit, Design Allows Ease Of Installation)	Upper K5250 ‡	2	F188

STEERING



S204

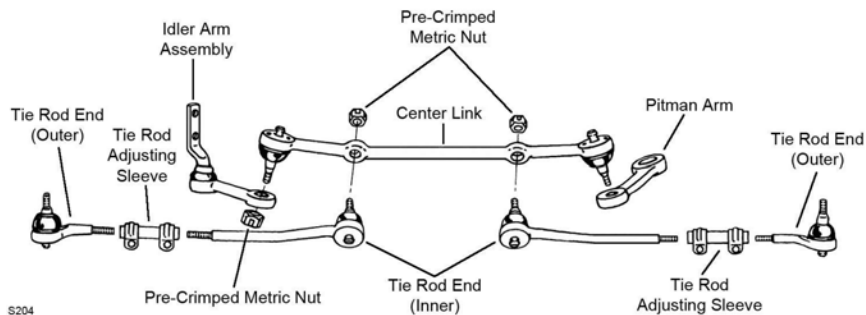
Year	Model/Application	Part	P/C Qty	Figure
GS 350				
Center Link				
1972-1968	(Powdered Metal Gusher Brg. For Better Lubrication)	DS749 ‡	1	S204
Idler Arm				
1972	From 10/9/72, (Curved Arm, Powdered Metal Gusher Brg. For Better Lubrication) From 10/9/72, (Straight Arm, Powdered Metal Gusher Brg. For Better Lubrication)	K6149 ‡ K5143 ‡	1 1	S204 S204
1971-1968	(Straight Arm, Powdered Metal Gusher Brg. For Better Lubrication)	K5143 ‡	1	S204
Tie Rod Adjusting Sleeve				
1972-1971		ES2004S	2	S204
1970-1969	11/16" - 18 Thread, 4.72" Length 3/4" -18 Threads, 4.50" Length	Left ES2004S ES638S	2 1	S204 S204
1970-1968	5/8" - 18 Thread, 4.50" Length	ES2032S	2	S204
Tie Rod End				
1972-1971	(Powdered Metal Gusher Brg. For Better Lubrication) (Powdered Metal Gusher Brg. For Better Lubrication)	Outer ES406R ‡ Inner ES406L ‡	2 2	S204 S204
1970-1968	(Powdered Metal Gusher Brg. For Better Lubrication)	Outer ES333RL ‡	2	S204
GS 400				
Center Link				
1969-1968	(Powdered Metal Gusher Brg. For Better Lubrication)	DS749 ‡	1	S204
Idler Arm				
1969-1968	(Straight Arm, Powdered Metal Gusher Brg. For Better Lubrication)	K5143 ‡	1	S204
Tie Rod Adjusting Sleeve				
1969-1968		ES2032S	2	S204
Tie Rod End				
1969-1968	(Powdered Metal Gusher Brg. For Better Lubrication)	Outer ES333RL ‡	2	S204
GS 455				
Center Link				
1972-1970	(Powdered Metal Gusher Brg. For Better Lubrication)	DS749 ‡	1	S204
Idler Arm				
1972	From 10/9/72, (Curved Arm, Powdered Metal Gusher Brg. For Better Lubrication) From 10/9/72, (Straight Arm, Powdered Metal Gusher Brg. For Better Lubrication)	K6149 ‡ K5143 ‡	1 1	S204 S204
1971-1970	(Straight Arm, Powdered Metal Gusher Brg. For Better Lubrication)	K5143 ‡	1	S204
Tie Rod Adjusting Sleeve				
1972-1971		ES2004S	2	S204
1970		ES2032S	2	S204

STEERING (Cont.)				
Year	Model/Application	Part	P/C Qty	Figure
GS 455				
Tie Rod End				
1972-1971	(Powdered Metal Gusher Brg. For Better Lubrication)	Outer	ES406R ‡	2 S204
	(Powdered Metal Gusher Brg. For Better Lubrication)	Inner	ES406L ‡	2 S204
1970	(Powdered Metal Gusher Brg. For Better Lubrication)	Outer	ES333RL ‡	2 S204

Invicta-BUICK

FRONT SUSPENSION				
Year	Model/Application	Part	P/C Qty	Figure
Ball Joint				
1963	(Powdered Metal Gusher Brg. For Better Lubrication)	Lower	K5075 ‡	2
Strut Rod Bushing				
1963-1961	(Improved Design)		K5186	1
Sway Bar Bushing				
1963-1961		To Frame	K8204	1
1960-1959	(Standard Design)	To Frame	K5227	1
Sway Bar Repair Kit				
1963-1961	(OEM Type) 7-1/4" Length, (Includes Polyurethane Bushings And Solid Metal Sleeve For Enhanced Performance. Barrel Nut Allows For Easier Installation.)		K5254 K700538 ‡	2 2
1960-1959	(Heavy Duty Design) (Includes Polyurethane Bushings And Solid Metal Sleeve For Enhanced Performance. Barrel Nut Allows For Easier Installation.) (Standard Design)		K6629 ‡ K700535 ‡ K8266	2 2 2

STEERING

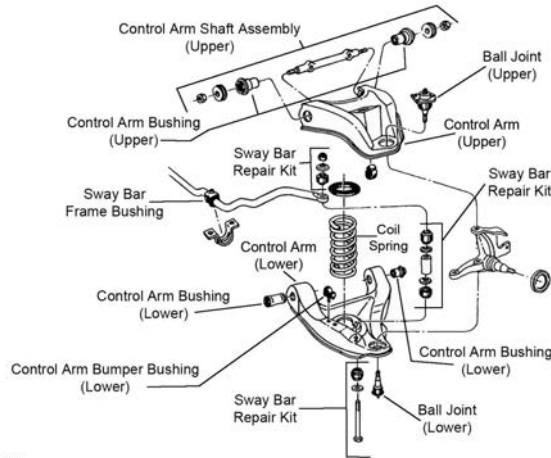


S204

Year	Model/Application	Part	P/C Qty	Figure
Tie Rod Adjusting Sleeve				
1963-1962			ES2004S	2 S204
1961	Power Steering		ES638S	2 S204
Tie Rod End				
1963-1962	(Powdered Metal Gusher Brg. For Better Lubrication)	Outer	ES314RL ‡	2 S204

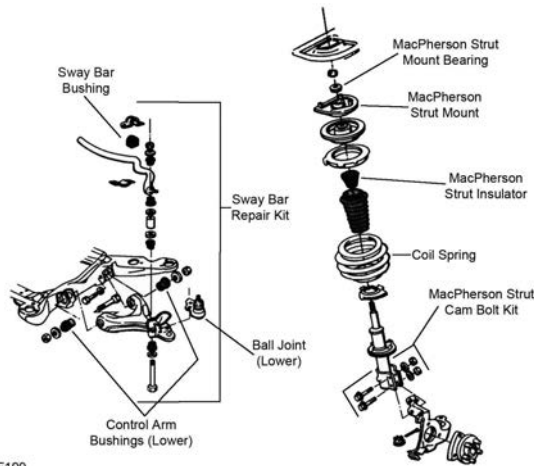
BUICK-Le Sabre

FRONT SUSPENSION



F188

F188



F199

F199

Year	Model/Application	Part	P/C Qty	Figure
Ball Joint				
1990-1986	Front Wheel Drive, (Powdered Metal Gusher Brg. For Better Lubrication)	Lower	K5295 ‡	2 F199
	Rear Wheel Drive, (Powdered Metal Gusher Brg. For Better Lubrication)	Lower	K6145T ‡	2 F188
	Estate Wagon, Rear Wheel Drive, (Powdered Metal Gusher Brg. For Better Lubrication)	Upper	K5208 ‡	2 F188
1985-1977	(Powdered Metal Gusher Brg. For Better Lubrication)	Lower	K6145T ‡	2 F188
1985-1971	(Powdered Metal Gusher Brg. For Better Lubrication)	Upper	K5208 ‡	2 F188
1976-1971	(Powdered Metal Gusher Brg. For Better Lubrication)	Lower	K6141 ‡	2 F188
1970-1963	(Powdered Metal Gusher Brg. For Better Lubrication)	Lower	K5075 ‡	2
Control Arm				
1990-1986	Front Wheel Drive, (R-Series)	Left Lower	RK641465	1 F199
	Front Wheel Drive, (R-Series)	Right Lower	RK641464	1 F199
Control Arm Bumper Bushing				
1990-1986	Estate Wagon, Rear Wheel Drive	Lower	K6606	2 F188
1985-1971		Lower	K6606	2 F188
Control Arm Bushing				
1990-1986	Estate Wagon, Rear Wheel Drive	Lower Rear	K5262	2 F188
	Estate Wagon, Rear Wheel Drive	Lower Front	K3113	2 F188
1985-1971		Lower Rear	K5262	2 F188
		Lower Front	K3113	2 F188
1970-1966	(Contains Front And Rear Bushings)	Upper	K426	2
Control Arm Bushing Set				
1990-1986	Front Wheel Drive, (Contains Front And Rear Bushings)	Lower	K6285	2 F199
	Rear Wheel Drive, (Contains Front And Rear Bushings)	Upper	K6409 ‡	1 F188
	Rear Wheel Drive, (Contains Front And Rear Bushings, Standard Design)	Upper	K6198	1 F188
	Rear Wheel Drive, (Contains Front And Rear Bushings)	Lower	K6109	2 F188
1985-1980	(Contains Front And Rear Bushings)	Upper	K6409 ‡	1 F188

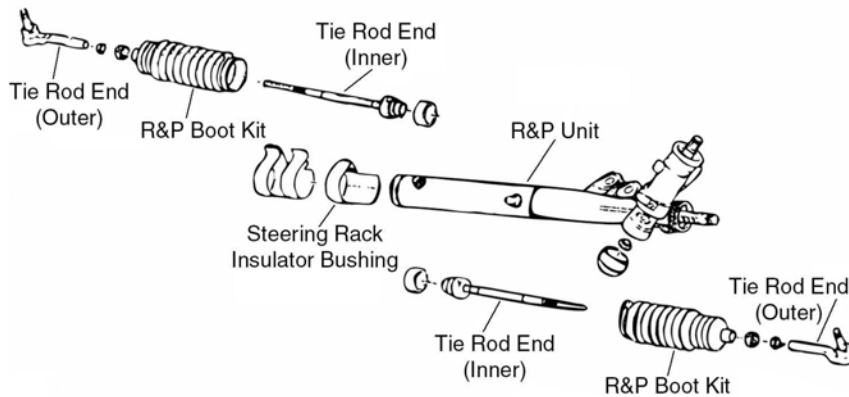
FRONT SUSPENSION (Cont.)					
Year	Model/Application	Part	P/C Qty	Figure	
Control Arm Bushing Set					
1985-1980 (Cont.)	(Contains Front And Rear Bushings, Standard Design)	Upper	K6198	1	F188
1985-1971	(Contains Front And Rear Bushings)	Lower	K6109	2	F188
1979-1974		Upper	K6144	2	F188
1973-1971	(Contains Front And Rear Bushings)	Upper	K6108	2	F188
Control Arm Shaft Assembly					
1990-1986	Estate Wagon, Rear Wheel Drive, (Provides Additional Positive(+) Camber Adjustment, Offset Shaft Kit, Design Allows Ease Of Installation)	Upper	K6210 ‡	2	F188
1985-1980	(Provides Additional Positive(+) Camber Adjustment, Offset Shaft Kit, Design Allows Ease Of Installation)	Upper	K6210 ‡	2	F188
1979-1974	(Provides Additional Positive(+) Camber Adjustment, Offset Shaft Kit, Design Allows Ease Of Installation)	Upper	K6146 ‡	2	F188
1973-1971	(Provides Additional Positive(+) Camber Adjustment, Offset Shaft Kit, Design Allows Ease Of Installation)	Upper	K6148 ‡	2	F188
Control Arm with Ball Joint					
1990-1986	Rear Wheel Drive, (Contains Bushing, Powdered Metal Gusher Brg. For Better Lubrication)	Left Upper	CK620158 ‡	1	F188
	Rear Wheel Drive, (R-Series)	Left Upper	RK620158	1	F188
	Rear Wheel Drive, (Contains Bushing, Powdered Metal Gusher Brg. For Better Lubrication)	Right Upper	CK620159 ‡	1	F188
	Rear Wheel Drive, (R-Series)	Right Upper	RK620159	1	F188
	Rear Wheel Drive, (Contains Bushing, Powdered Metal Gusher Brg. For Better Lubrication)	Left Lower	CK620168 ‡	1	F188
	Rear Wheel Drive, (R-Series)	Left Lower	RK620168	1	F188
1985-1980	(Contains Bushing, Powdered Metal Gusher Brg. For Better Lubrication) (R-Series)	Left Lower	CK620168 ‡	1	F188
		Left Lower	RK620168	1	F188
1985-1977	(Contains Bushing, Powdered Metal Gusher Brg. For Better Lubrication) (R-Series)	Left Upper	CK620158 ‡	1	F188
		Left Upper	RK620158	1	F188
	(Contains Bushing, Powdered Metal Gusher Brg. For Better Lubrication) (R-Series)	Right Upper	CK620159 ‡	1	F188
		Right Upper	RK620159	1	F188
Strut and Spring Assembly					
1990	Front Wheel Drive, Strut Assembly Without Spring Seat Bracket, Late Design, (Coated For Corrosion Resistance, Contains Lower Mounting Hardware)		ST8507 ‡	2	F199
Strut Bearing					
1990-1987	Front Wheel Drive	Upper	K6436	2	F199
Strut Bumper Bellows					
1990	Front Wheel Drive, (Contains Bumper)		K90463	2	F199
1989-1986	Front Wheel Drive, (Contains Bumper)		K90464	2	F199
Strut Mount					
1990	(Contains Bearing, Contains Insulator, Contains Lower Spring Seat Bracket) Front Wheel Drive, Late 1990		K6448	2	F199
			K6444	2	F199
1989-1986	(Contains Insulator And Bearing)		K6448	2	F199
1986	Front Wheel Drive, (Contains Insulator And Bearing)		K6448	2	F199
Strut Rod Bushing					
1968-1961	(Improved Design)		K5186	1	
Strut Spring Seat					
1990	(Early Design Strut With Coil Spring Guard) (Late Design Strut Without Coil Spring Guard) Early, (Contains Insulator) Late, (Contains Insulator)	Lower	K6703	2	F199
		Lower	K6704	2	F199
		Upper	K5344	2	F199
		Upper	K5343	2	F199
1989-1988	Custom, Limited, T Type, (Contains Insulator) Custom, Limited, T Type, (Contains Insulator)	Upper	K5344	2	F199
		Lower	K6703	2	F199
1987	Base Model, Custom, Limited, T Type, (Contains Insulator) Base Model, Custom, Limited, T Type, (Contains Insulator)	Upper	K5344	2	F199
		Lower	K6703	2	F199
1986	Custom, Limited, (Contains Insulator) Custom, Limited, (Contains Insulator) Grand National, Front Wheel Drive, (Contains Insulator) Grand National, Front Wheel Drive, (Contains Insulator)	Upper	K5344	2	F199
		Lower	K6703	2	F199
		Upper	K5344	2	F199
		Lower	K6703	2	F199
Sway Bar Bushing					
1990-1986	Front Wheel Drive, 28mm Sway Bar Diameter Front Wheel Drive, 30mm Sway Bar Diameter Front Wheel Drive, 32mm Sway Bar Diameter Front Wheel Drive, 34mm Sway Bar Diameter Rear Wheel Drive, 1-1/4" Sway Bar Diameter, (Split Design For Easier Installation) Estate Wagon, Rear Wheel Drive, 1" Sway Bar Diameter Estate Wagon, Rear Wheel Drive, 1-1/16" Sway Bar Diameter Estate Wagon, Rear Wheel Drive, 1-1/8" Sway Bar Diameter Estate Wagon, Rear Wheel Drive, 1-3/16" Sway Bar Diameter	To Frame	K5326	1	F199
		To Frame	K5327	1	F199
		To Frame	K5329	1	F199
		To Frame	K5332	1	F199
		To Frame	K6455 ‡	1	F188
		To Frame	K6451	1	F188
		To Frame	K5288	1	F188
		To Frame	K6453	1	F188
		To Frame	K5248	1	F188

BUICK-Le Sabre (Cont.)

FRONT SUSPENSION (Cont.)

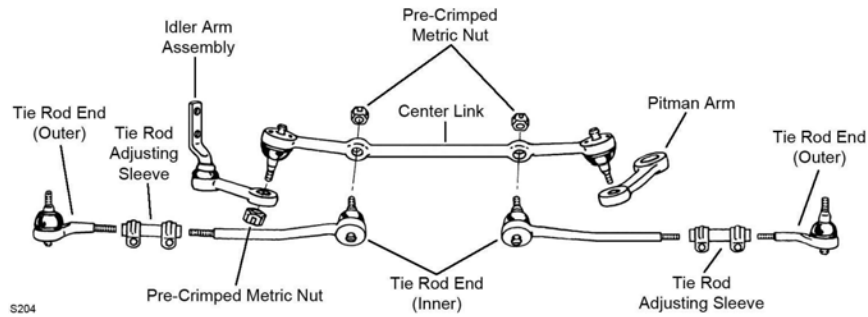
Year	Model/Application	Part	P/C Qty	Figure	
Sway Bar Bushing					
1985-1980	1" Sway Bar Diameter	To Frame	K6451	1	F188
	1-1/16" Sway Bar Diameter	To Frame	K5288	1	F188
	1-1/4" Sway Bar Diameter, (Split Design For Easier Installation)	To Frame	K6455 ‡	1	F188
	1-1/8" Sway Bar Diameter	To Frame	K6453	1	F188
	1-3/16" Sway Bar Diameter	To Frame	K5248	1	F188
	1-5/16" Sway Bar Diameter	To Frame	K6457	1	F188
	1-7/16" Sway Bar Diameter	To Frame	K6459	1	F188
1979-1976	1" Sway Bar Diameter	To Frame	K6161	1	F188
1979-1967	15/16" Sway Bar Diameter	To Frame	K5241	1	F188
1975-1967	1" Sway Bar Diameter	To Frame	K5253	1	F188
1966-1961		To Frame	K8204	1	
1960-1959	(Standard Design)	To Frame	K5227	1	
Sway Bar Repair Kit					
1990-1986	Front Wheel Drive, (Heavy Duty Design)		K8989 ‡	2	F199
	Front Wheel Drive, (Standard Design)		K5255	2	F199
	Front Wheel Drive, 5.5" Length, (Includes Polyurethane Bushings And Solid Metal Sleeve For Enhanced Performance. Barrel Nut Allows For Easier Installation.)		K700528 ‡	2	F199
	Rear Wheel Drive, (Heavy Duty Design)		K6630 ‡	2	F188
	Rear Wheel Drive, (Includes Polyurethane Bushings And Solid Metal Sleeve For Enhanced Performance. Barrel Nut Allows For Easier Installation.)		K700532 ‡	2	F188
	Rear Wheel Drive, (Standard Design)		K5252	2	F188
1985-1971	(Heavy Duty Design)		K6630 ‡	2	F188
	(Includes Polyurethane Bushings And Solid Metal Sleeve For Enhanced Performance. Barrel Nut Allows For Easier Installation.)		K700532 ‡	2	F188
	(Standard Design)		K5252	2	F188
1970-1965	(Standard Design)		K6217	2	F188
	6-1/2" Length, (Includes Polyurethane Bushings And Solid Metal Sleeve For Enhanced Performance. Barrel Nut Allows For Easier Installation.)		K700534 ‡	2	F188
1964-1961	(OEM Type)		K5254	2	
	7-1/4" Length, (Includes Polyurethane Bushings And Solid Metal Sleeve For Enhanced Performance. Barrel Nut Allows For Easier Installation.)		K700538 ‡	2	
1960-1959	(Heavy Duty Design)		K6629 ‡	2	F188
	(Includes Polyurethane Bushings And Solid Metal Sleeve For Enhanced Performance. Barrel Nut Allows For Easier Installation.)		K700535 ‡	2	F188
	(Standard Design)		K8266	2	F188
Wheel Hub & Bearing Assembly					
1990-1986	Front Wheel Drive	513016-K	2		

STEERING



S028

STEERING (Cont.)

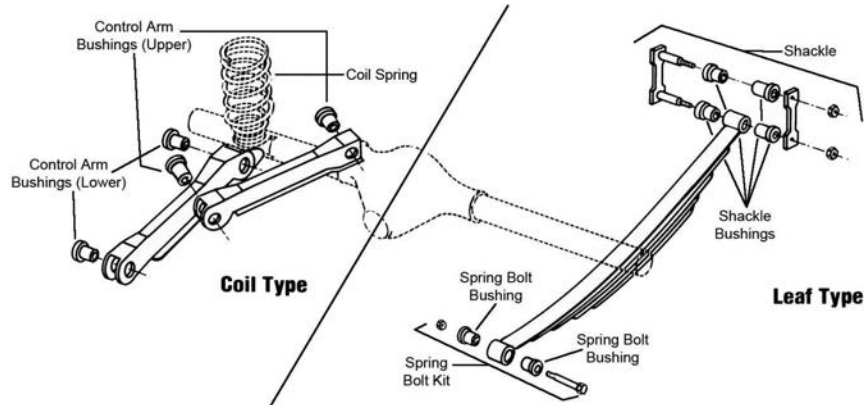


S204

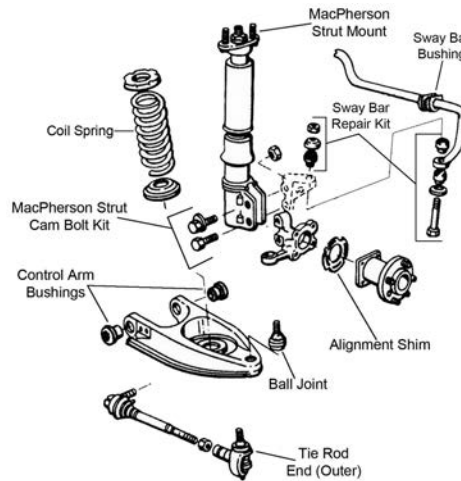
Year	Model/Application	Part	P/C Qty	Figure
Center Link				
1990-1986	Estate Wagon, Rear Wheel Drive, Except Original Equipment Steering Damper, (Contains New Pre-Crimped Metric Nuts, Greaseable Socket Reduces Corrosion/Wear)	DS899 ‡	1	S204
1985-1979	Except Original Equipment Steering Damper, (Contains New Pre-Crimped Metric Nuts, Greaseable Socket Reduces Corrosion/Wear)	DS899 ‡	1	S204
1978-1977	Except Original Equipment Steering Damper, (Greaseable Socket Reduces Corrosion/Wear) Original Equipment Steering Damper, (Contains New Pre-Crimped Metric Nuts, Powdered Metal Gusher Brg. For Better Lubrication)	DS899 ‡ DS1116 ‡	1 1	S204 S204
1976-1973	(Powdered Metal Gusher Brg. For Better Lubrication)	DS809 ‡	1	S204
Idler Arm				
1990-1986	Rear Wheel Drive, (Powdered Metal Gusher Brg. For Better Lubrication)	K6187T ‡	1	S204
1985-1978	(Powdered Metal Gusher Brg. For Better Lubrication)	K6187T ‡	1	S204
1977	(Powdered Metal Gusher Brg. For Better Lubrication)	K6164 ‡	1	S204
1976-1975	(Powdered Metal Gusher Brg. For Better Lubrication)	K6153 ‡	1	S204
1974-1973	(Powdered Metal Gusher Brg. For Better Lubrication)	K6149 ‡	1	S204
1972-1971	(Powdered Metal Gusher Brg. For Better Lubrication)	K6106 ‡	1	S204
Rack & Pinion Boot Kit				
1990-1986	Front Wheel Drive	K6298	1	S028
Steering Rack Insulator Bushing				
1990-1986	Front Wheel Drive	Right K5291	1	S028
Tie Rod Adjusting Sleeve				
1990-1986	Rear Wheel Drive	ES2004S	2	S204
1985-1971		ES2004S	2	S204
1970-1969		Left ES638S Right ES2004S	1 1	S204 S204
1968-1962		ES2004S	2	S204
1961	Power Steering	ES638S	2	S204
Tie Rod End				
1990-1986	Front Wheel Drive, (Powdered Metal Gusher Brg. For Better Lubrication) Front Wheel Drive, (Full Ball Stud Provides 360 Degrees Of Smooth Rotation) Rear Wheel Drive, (Powdered Metal Gusher Brg. For Better Lubrication) Rear Wheel Drive, (Powdered Metal Gusher Brg. For Better Lubrication)	Outer ES2261RL ‡ Inner EV116 ‡ Outer ES2019RLT ‡ Inner ES2020RLT ‡	2 2 2 2	S028 S028 S204 S204
1985-1977	(Powdered Metal Gusher Brg. For Better Lubrication) (Powdered Metal Gusher Brg. For Better Lubrication)	Outer ES2019RLT ‡ Inner ES2020RLT ‡	2 2	S204 S204
1976-1971	(Powdered Metal Gusher Brg. For Better Lubrication) (Powdered Metal Gusher Brg. For Better Lubrication)	Outer ES403R ‡ Inner ES403L ‡	2 2	S204 S204
1964-1962	(Powdered Metal Gusher Brg. For Better Lubrication)	Outer ES314RL ‡	2	S204

BUICK-Le Sabre (Cont.)

REAR SUSPENSION



R310



R340

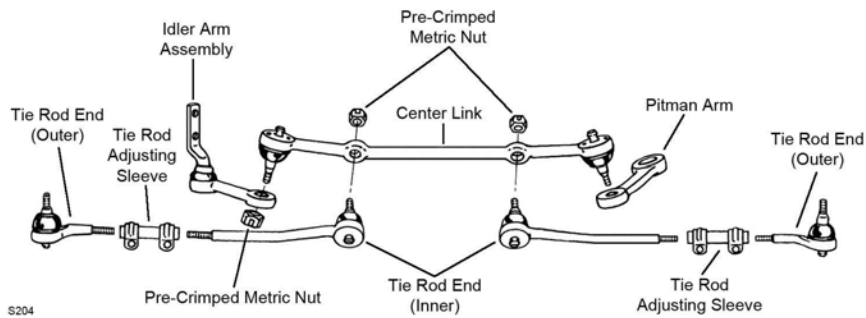
Year	Model/Application	Part	P/C Qty	Figure
Ball Joint				
1990-1986	Front Wheel Drive, (Powdered Metal Gusher Brg. For Better Lubrication)	Lower	K5297 ‡	2 R340
Control Arm Bushing				
1990-1986	Rear Wheel Drive	Upper	K6111	2 R310
1985-1971		Upper	K6111	2 R310
Control Arm Bushing Set				
1990-1986	Front Wheel Drive, (Contains Front And Rear Bushings)	Lower	K5296	2 R340
	Rear Wheel Drive, (Contains Front And Rear Bushings)	Lower	K6116	2 R310
1985-1971	(Contains Front And Rear Bushings)	Lower	K6116	2 R310
1970-1967	(Contains Front And Rear Bushings)	Upper	K5161	2 R310
	(Contains Front And Rear Bushings)	Lower	K5161	2 R310
Strut Assembly				
1990-1986	Front Wheel Drive, Except Auto Leveling System, (Coated For Corrosion Resistance, Strut, Spring & Top Mount)		ST8503 ‡	2 R340
Strut Bumper Bellows				
1990-1986	Front Wheel Drive, Except Rear Air Leveling System, (Contains Bumper)		K90463	2 R340
Strut Mount				
1990-1986	Front Wheel Drive		K6404	2 R340
Sway Bar Bushing				
1990-1987	15mm Sway Bar Diameter	To Frame	K200042	1 R340
1986	Front Wheel Drive, 15mm Sway Bar Diameter	To Frame	K200042	1 R340
Sway Bar Link				
1990-1986	Front Wheel Drive, (Contains Bracket and Hanger, Sway Bar Bushing Not Included)	Center	K201292	2 R340
Sway Bar Repair Kit				
1990-1986	Front Wheel Drive	Outer	K5315	2 R340
Tie Rod End				
1990-1986	Front Wheel Drive, (Powdered Metal Gusher Brg. For Better Lubrication)	Outer	ES2500RL ‡	2 R340

REAR SUSPENSION (Cont.)

Year	Model/Application	Part	P/C Qty	Figure
Wheel Hub & Bearing Assembly				
1990-1988	4 Wheel ABS Front Wheel Drive, Non ABS	513041 513018	2 2	
1987		513018	2	
1986	Front Wheel Drive	513018	2	

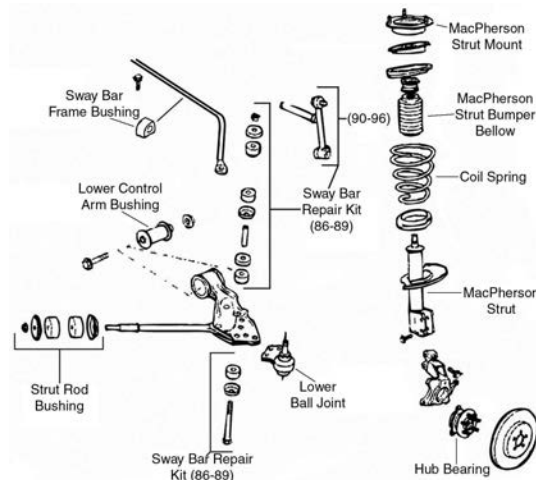
Limited-BUICK**FRONT SUSPENSION**

Year	Model/Application	Part	P/C Qty	Figure
Sway Bar Repair Kit				
1958	(Heavy Duty Design) (Includes Polyurethane Bushings And Solid Metal Sleeve For Enhanced Performance. Barrel Nut Allows For Easier Installation.) (Standard Design)	K6629 ‡ K700535 ‡ K8266	2 2 2	

STEERING

S204

Year	Model/Application	Part	P/C Qty	Figure
Tie Rod Adjusting Sleeve				
1958	11/16" - 18 Thread, 4.72" Length	ES2004S	1	
Tie Rod End				
1958	(Powdered Metal Gusher Brg. For Better Lubrication) (Powdered Metal Gusher Brg. For Better Lubrication)	Right Outer Left Inner	ES140R ‡ ES140R ‡	1 1 S204 S204

Reatta-BUICK**FRONT SUSPENSION**

F018

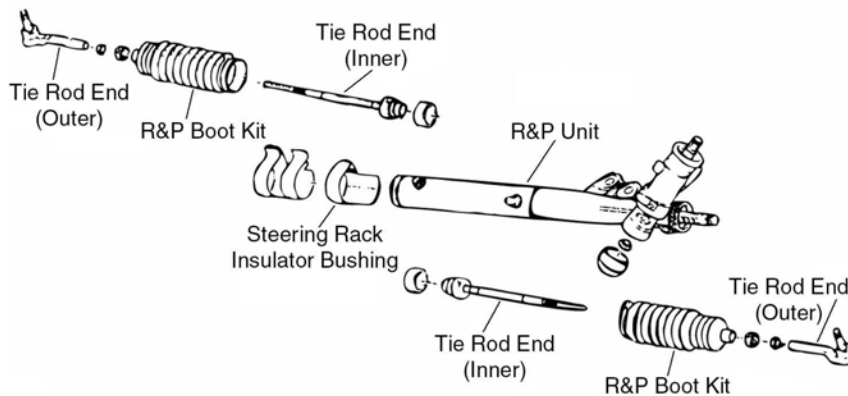
Year	Model/Application	Part	P/C Qty	Figure
Ball Joint				
1990-1988	(Powdered Metal Gusher Brg. For Better Lubrication)	Lower	K5303 ‡	2 F018

BUICK-Regatta (Cont.)

FRONT SUSPENSION (Cont.)

Year	Model/Application	Part	P/C Qty	Figure	
Control Arm Bushing					
1990-1988	Lower	K5298	2	F018	
Strut Bearing					
1990	Upper	K6436	2	F018	
Strut Mount					
1990	(Contains Insulator And Bearing)	K6450	2	F018	
1989-1988	(Contains Bearing)	K6458	2	F018	
Strut Rod Bushing Kit					
1990-1988	(Contains Thermoplastic Bushing) (Standard Design)	K6484 ‡ K6441	1 1	F018 F018	
Sway Bar Bushing					
1990-1988	19mm Sway Bar Diameter 21mm Sway Bar Diameter 29mm Sway Bar Diameter 31mm Sway Bar Diameter	To Frame To Frame To Frame To Frame	K6673 K6674 K6675 K6676	1 1 1 1	F018 F018 F018 F018
Sway Bar Link					
1990	(Powdered Metal Gusher Brg. For Better Lubrication)	K5334 ‡	2	F018	
Sway Bar Repair Kit					
1989-1988	(Heavy Duty Design) (Standard Design) 5.5" Length. (Includes Polyurethane Bushings And Solid Metal Sleeve For Enhanced Performance. Barrel Nut Allows For Easier Installation.)	K8989 ‡ K5255 K700528 ‡	2 2 2	F018 F018 F018	
Wheel Hub & Bearing Assembly					
1990-1989		513059	2		
1988		513016-K	2		

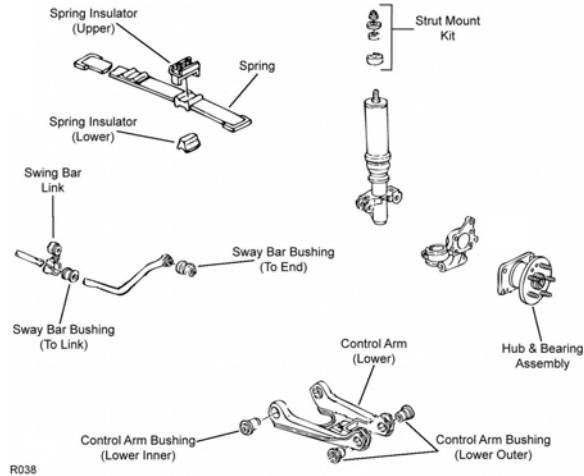
STEERING



S028

Year	Model/Application	Part	P/C Qty	Figure	
Rack & Pinion Boot Kit					
1990-1988		K6298	1	S028	
Steering Rack Insulator Bushing					
1990-1988	Right	K5291	1	S028	
Tie Rod End					
1990-1988	(Powdered Metal Gusher Brg. For Better Lubrication) (Full Ball Stud Provides 360 Degrees Of Smooth Rotation)	Outer Inner	ES2907RL ‡ EV116 ‡	2 2	S028 S028

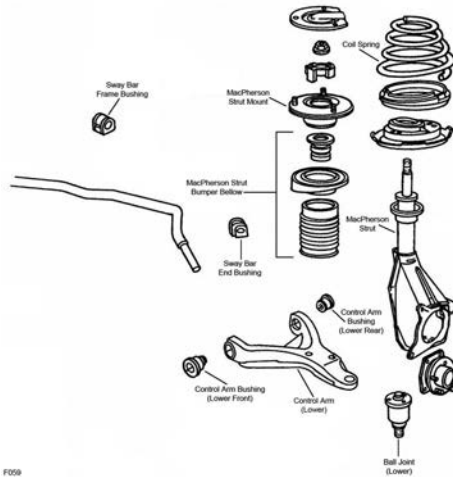
REAR SUSPENSION



R038

Year	Model/Application	Part	P/C Qty	Figure
Control Arm Bushing				
1990-1988	(Contains Both Inner To Frame) (Contains Both Outer Bushings To Knuckle)	Lower Inner Lower Outer	2 2	R038 R038
Strut Mount				
1990-1988		Upper	2	R038
Wheel Hub & Bearing Assembly				
1990-1988	4 Wheel ABS Non ABS	513041 513018	2 2	

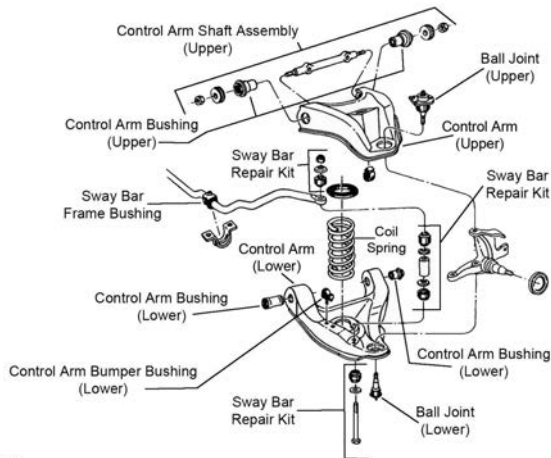
FRONT SUSPENSION



F059

BUICK-Regal (Cont.)

FRONT SUSPENSION (Cont.)



F188

F188

Year	Model/Application	Part	P/C Qty	Figure
Ball Joint				
1990-1988	(Powdered Metal Gusher Brg. For Better Lubrication)	Lower	K5301 ‡	2 F059
1987-1976	(Powdered Metal Gusher Brg. For Better Lubrication)	Upper	K5208 ‡	2 F188
	(Powdered Metal Gusher Brg. For Better Lubrication)	Lower	K6145T ‡	2 F188
Control Arm				
1990-1988	(R-Series)	Left Lower	RK640295	1 F059
	(R-Series)	Right Lower	RK640296	1 F059
Control Arm Bumper Bushing				
1987-1976		Lower	K6606	2 F188
Control Arm Bushing				
1977-1976		Lower Rear	K5262	2 F188
		Lower Front	K3113	2 F188
Control Arm Bushing Set				
1990-1988	(Contains Front And Rear Bushings)	Lower	K6364	2 F059
1987-1978	(Contains Front And Rear Bushings)	Upper	K6411 ‡	1 F188
	(Contains Front And Rear Bushings, Standard Design)	Upper	K6176	2 F188
	(Contains Front And Rear Bushings)	Lower	K6421 ‡	2 F188
	(Contains Front And Rear Bushings, Standard Design)	Lower	K6177	2 F188
1977-1976	(Contains Front And Rear Bushings)	Upper	K6144	2 F188
		Lower	K6109	2 F188
Control Arm Shaft Assembly				
1987-1978	(Provides Additional Positive(+) Camber Adjustment, Offset Shaft Kit, Design Allows Ease Of Installation)	Upper	K6218 ‡	2 F188
1977-1976	(Provides Additional Positive(+) Camber Adjustment, Offset Shaft Kit, Design Allows Ease Of Installation)	Upper	K6146 ‡	2 F188
Control Arm with Ball Joint				
1987-1982	(Contains Bushing And Offset Shaft, Powdered Metal Gusher Brg. For Better Lubrication)	Left Upper	CK620250 ‡	1 F188
	(Contains Bushing And Offset Shaft, Powdered Metal Gusher Brg. For Better Lubrication)	Right Upper	CK620249 ‡	1 F188
Strut Bearing				
1990-1988			K6456	2 F059
Strut Bumper Bellows				
1990-1988	(Contains Bumper)		K90463	2 F059
Strut Spring Seat				
1990-1988	(Contains Insulator)	Upper	K5344	2
	(Bearing Not Included, Contains Isolators)	Left Lower	K6632	1 F059
	(Contains Bearing, Contains Insulator)	Left Lower	K6682	1 F059
	(Bearing Not Included, Contains Isolators)	Right Lower	K6633	1 F059
	(Contains Bearing, Contains Insulator)	Right Lower	K6683	1 F059
Sway Bar Bushing				
1990-1988		To End	K6641	1 F059
	1" Sway Bar Diameter, (Knob On Bottom)	To Frame	K6451	1 F059
	1-1/16" Sway Bar Diameter, (Knob On Bottom)	To Frame	K5288	1 F059
	1-1/4" Sway Bar Diameter, (Split Design For Easier Installation)	To Frame	K6455 ‡	1 F059
	1-1/8" Sway Bar Diameter, (Knob On Bottom)	To Frame	K6453	1 F059
	1-3/16" Sway Bar Diameter, (Knob On Bottom)	To Frame	K5248	1 F059
	1-5/16" Sway Bar Diameter, (Knob On Bottom)	To Frame	K6457	1 F059

FRONT SUSPENSION (Cont.)

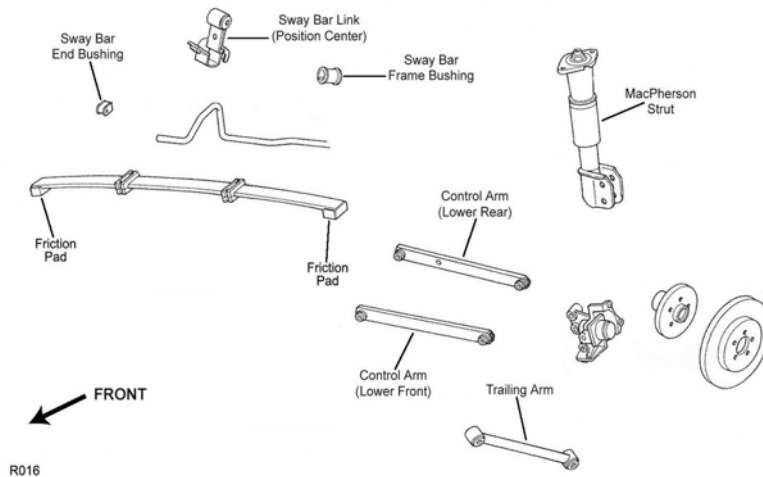
Year	Model/Application	Part	P/C Qty	Figure
Sway Bar Bushing				
1990-1988 (Cont.)	36mm Sway Bar Diameter, (Knob On Bottom) To Frame	K6459	1	F059
1987-1982	1-1/4" Sway Bar Diameter, (Split Design For Easier Installation) To Frame	K6455 ‡	1	F188
1987-1978	1" Sway Bar Diameter, (Knob On Bottom) To Frame	K6451	1	F188
	1-1/16" Sway Bar Diameter, (Knob On Bottom) To Frame	K5288	1	F188
	1-1/8" Sway Bar Diameter, (Knob On Bottom) To Frame	K6453	1	F188
	1-3/16" Sway Bar Diameter, (Knob On Bottom) To Frame	K5248	1	F188
	1-5/16" Sway Bar Diameter, (Knob On Bottom) To Frame	K6457	1	F188
	36mm Sway Bar Diameter, (Knob On Bottom) To Frame	K6459	1	F188
1981-1978	1-1/4" Sway Bar Diameter, Except Tabs On Mounting Clamps, (Split Design For Easier Installation) To Frame	K6455 ‡	1	F188
1980-1978	1" To 1-9/64" Sway Bar Diameter, Tabs On Mounting Clamps To Frame	K6161	1	F188
	15/16" Sway Bar Diameter, Tabs On Mounting Clamps To Frame	K5241	1	F188
1977-1976	1" To 1-9/64" Sway Bar Diameter To Frame	K6161	1	F188
	15/16" Sway Bar Diameter To Frame	K5241	1	F188
Sway Bar Repair Kit				
1987-1978	(OEM Type) (Optional Performance) 7-1/4" Length, (Includes Polyurethane Bushings And Solid Metal Sleeve For Enhanced Performance. Barrel Nut Allows For Easier Installation.)	K5254	2	F188
		K8988	2	F188
		K700538 ‡	2	F188
1977-1976	(Heavy Duty Design) (Includes Polyurethane Bushings And Solid Metal Sleeve For Enhanced Performance. Barrel Nut Allows For Easier Installation.) (Standard Design)	K6630 ‡	2	F188
		K700532 ‡	2	F188
		K5252	2	F188
Wheel Hub & Bearing Assembly				
1990-1988		513044	2	
STEERING				
<p>S204</p>				
<p>S572</p>				
Year	Model/Application	Part	P/C Qty	Figure
Center Link				
1987-1978	(Contains New Pre-Crimped Metric Nuts, Powdered Metal Gusher Brg. For Better Lubrication)	DS909 ‡	1	S204
1977-1976	Power Steering, (Powdered Metal Gusher Brg. For Better Lubrication)	DS808 ‡	1	S204
Idler Arm				
1987-1978	(Powdered Metal Gusher Brg. For Better Lubrication)	K6187T ‡	1	S204
1977-1976	(Powdered Metal Gusher Brg. For Better Lubrication)	K6152 ‡	1	S204

BUICK-Regal (Cont.)

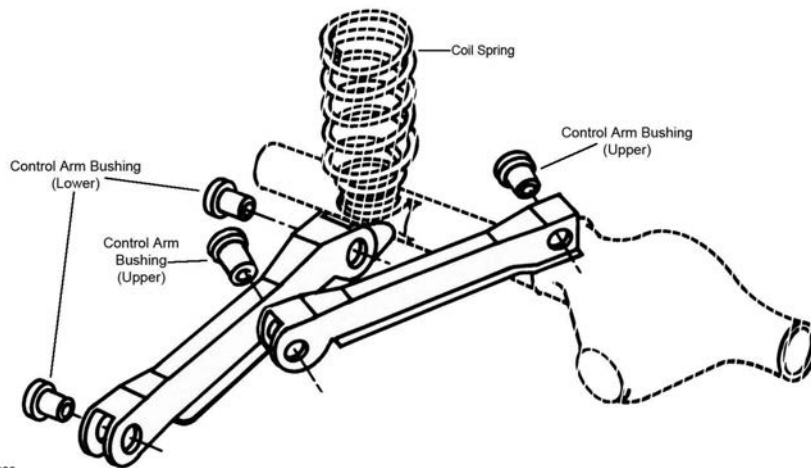
STEERING (Cont.)

Year	Model/Application	Part	P/C Qty	Figure	
Rack & Pinion Boot Kit					
1990-1988		K6298	1	S572	
Steering Rack Insulator Bushing					
1990-1988		K6349	1	S572	
Tie Rod Adjusting Sleeve					
1987-1978		ES2032S	2	S204	
1977-1976		ES2004S	2	S204	
Tie Rod End					
1990-1988	(Powdered Metal Gusher Brg. For Better Lubrication) (Full Ball Stud Provides 360 Degrees Of Smooth Rotation)	Outer Inner	ES2912RL ‡ EV195 ‡	2 2	S572 S572
1987-1978	(Powdered Metal Gusher Brg. For Better Lubrication) (Powdered Metal Gusher Brg. For Better Lubrication)	Outer Inner	ES2033RLT ‡ ES2034RLT ‡	2 2	S204 S204
1977-1976	(Powdered Metal Gusher Brg. For Better Lubrication) (Powdered Metal Gusher Brg. For Better Lubrication)	Outer Inner	ES427R ‡ ES2020RLT ‡	2 2	S204 S204

REAR SUSPENSION

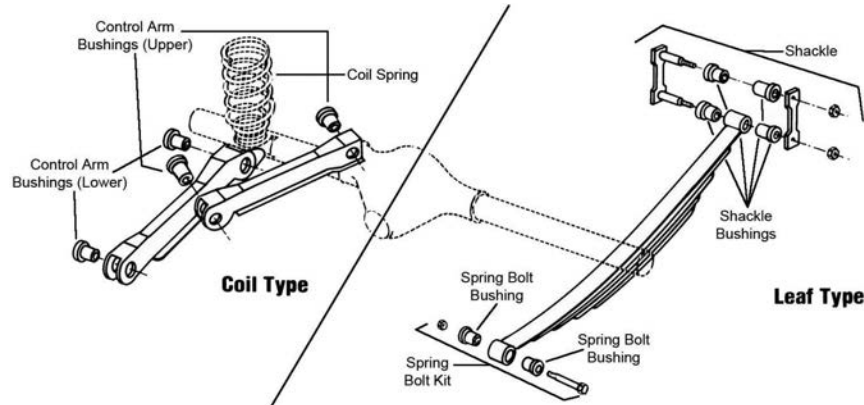


R016



R308

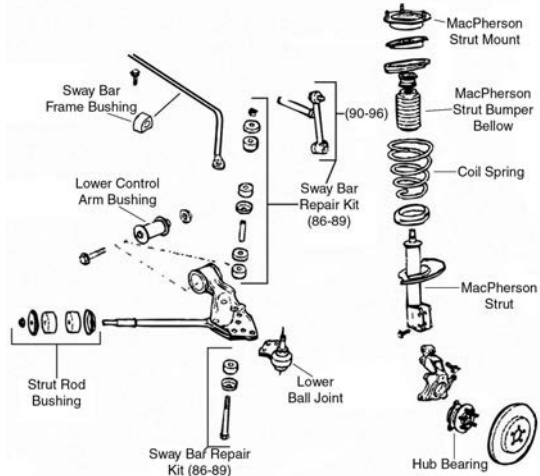
REAR SUSPENSION (Cont.)



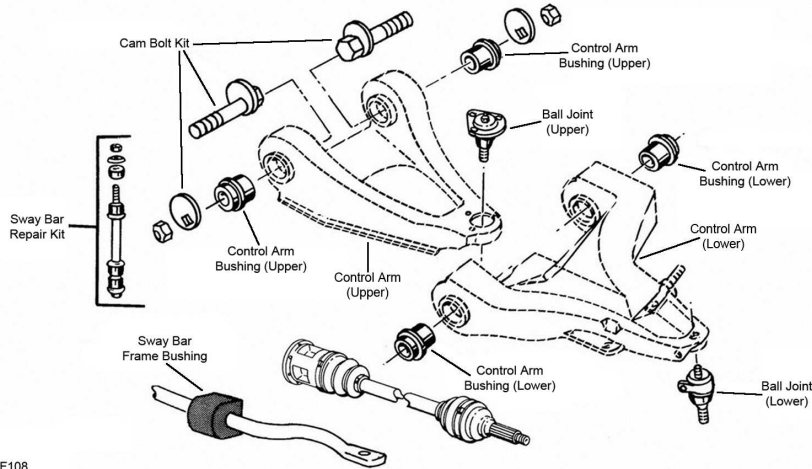
R310

Year	Model/Application	Part	P/C Qty	Figure
Control Arm Bushing				
1990-1988	(Lateral Rod Bushing)	Lower	K6577	2 R016
1987-1978	(Contains Front And Rear Bushings)	Upper	K6178	2 R308
	(Contains Front And Rear Bushings)	Lower	K6178	2 R308
Control Arm Bushing Set				
1977-1976	(Contains Front And Rear Bushings)	Upper	K5161	2 R310
	(Contains Front And Rear Bushings)	Lower	K5161	2 R310
Leaf Helper Spring				
1990-1988	(Increases Spring Capacity For Proper Vehicle Height)		K6000 ‡	1 R016
Spring Friction Pad				
1990-1988	(Eliminates Noise In Rear Suspension)	At Wheel Spindle	K6544 ‡	2 R016
Strut Assembly				
1990-1988	(Coated For Corrosion Resistance, Contains Lower Mounting Hardware)		ST8506 ‡	2 R016
Strut Bumper Bellows				
1990-1988	(Contains Bumper)		K90465	2 R016
Strut Mount				
1990-1988	(Contains Bumper Bellows, Bearing Not Included, Original Equipment Type)		K6570	2 R016
	(Mount Only, Bearing Not Included)		K6394	2 R016
Sway Bar Bushing				
1990-1988	11mm Sway Bar Diameter, (Split Design For Easier Installation)	To End	K200133 ‡	1 R016
Sway Bar Link				
1990-1988	(Contains Bracket and Hanger, Sway Bar Bushing Not Included)		K80233	2 R016
Trailing Link				
1990-1988	(R-Series)		RK6402	2 R016
Trailing Link Bushing				
1990-1988	(High Quality Elastomer For Durability And Performance)	Front	K200102 ‡	2 R016
	(High Quality Elastomer For Durability And Performance)	Rear	K200103 ‡	2 R016
Wheel Hub & Bearing Assembly				
1990-1989	4 Wheel ABS		512004	2
	Non ABS		513018	2
1988			513018	2

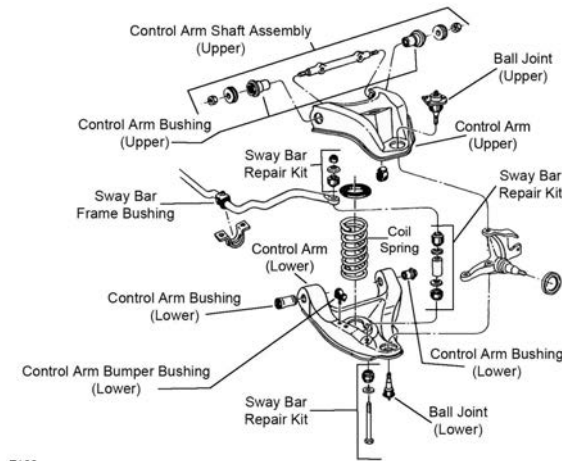
FRONT SUSPENSION



F018



F108



F188

Year	Model/Application	Part	P/C Qty	Figure
Ball Joint				
1990-1986	(Powdered Metal Gusher Brg. For Better Lubrication)	Lower	K5303 ‡	2 F018
1985-1979	(Powdered Metal Gusher Brg. For Better Lubrication)	Upper	K5208 ‡	2 F108
	(Full Ball Stud Provides 360 Degrees Of Smooth Rotation)	Lower	K5269 ‡	2 F108
1978-1977	(Powdered Metal Gusher Brg. For Better Lubrication)	Lower	K6145T ‡	2 F188
1978-1971	(Powdered Metal Gusher Brg. For Better Lubrication)	Upper	K5208 ‡	2 F188
1976-1971	(Powdered Metal Gusher Brg. For Better Lubrication)	Lower	K6141 ‡	2 F188

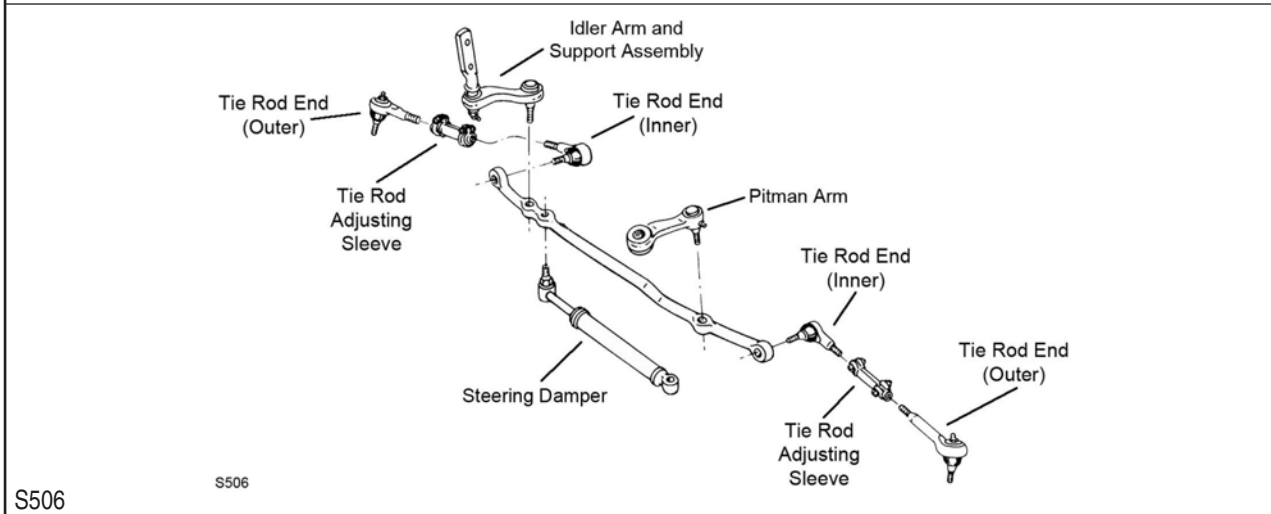
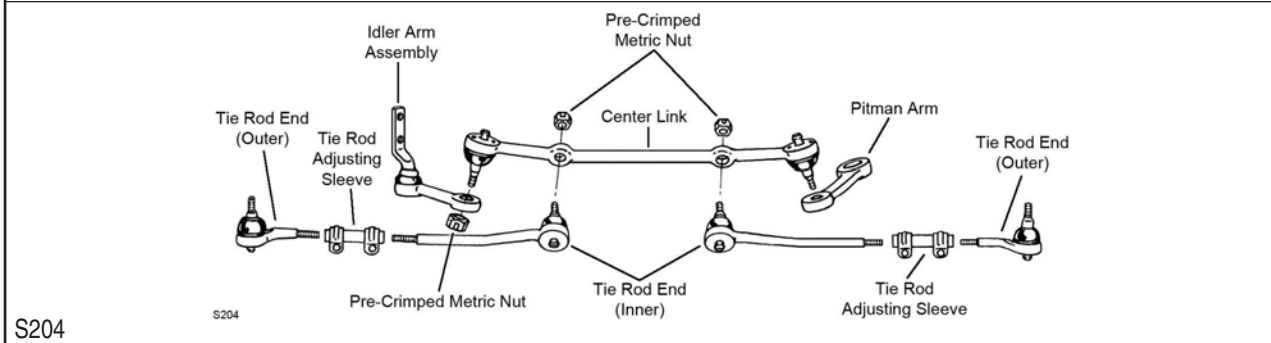
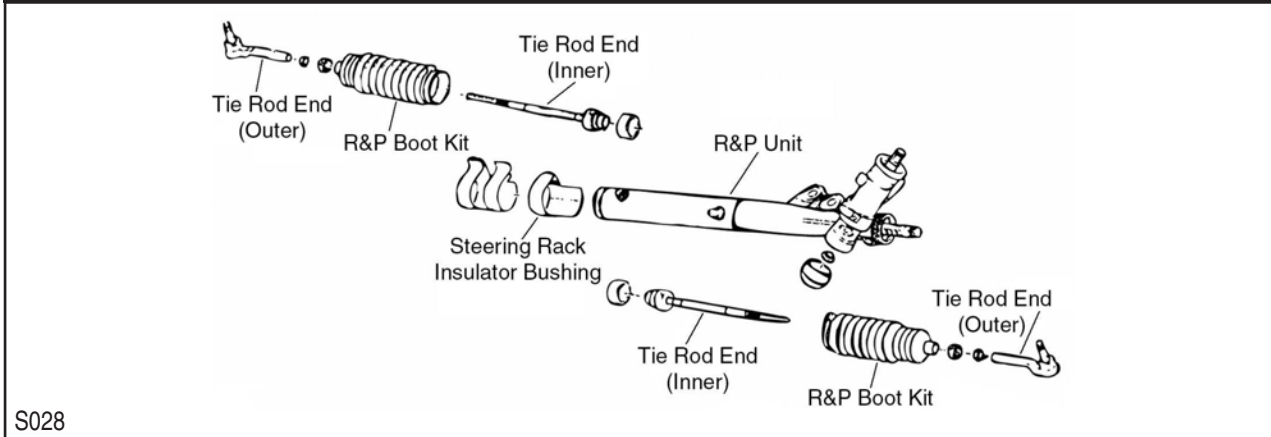
FRONT SUSPENSION (Cont.)					
Year	Model/Application	Part	P/C Qty	Figure	
Ball Joint					
1970-1963	(Powdered Metal Gusher Brg. For Better Lubrication)	Lower	K5075 ‡	2	
Control Arm Bumper Bushing					
1978-1971		Lower	K6606	2	F188
Control Arm Bushing					
1990-1986		Lower	K5298	2	F018
1985-1979		Lower	K5262	4	F108
1978-1971		Lower Rear	K5262	2	F188
		Lower Front	K3113	2	F188
1970-1966	(Contains Front And Rear Bushings)	Upper	K426	2	
Control Arm Bushing Set					
1985-1979	(Contains Front And Rear Bushings, Standard Design)	Upper	K6283	2	F108
1978-1974		Upper	K6144	2	F188
1978-1971	(Contains Front And Rear Bushings)	Lower	K6109	2	F188
1973-1971	(Contains Front And Rear Bushings)	Upper	K6108	2	F188
Control Arm Shaft Assembly					
1978-1974	(Provides Additional Positive(+) Camber Adjustment, Offset Shaft Kit, Design Allows Ease Of Installation)	Upper	K6146 ‡	2	F188
1973-1971	(Provides Additional Positive(+) Camber Adjustment, Offset Shaft Kit, Design Allows Ease Of Installation)	Upper	K6148 ‡	2	F188
Strut Bearing					
1990		Upper	K6436	2	F018
Strut Mount					
1990	(Contains Insulator And Bearing)		K6450	2	F018
1989-1986	(Contains Insulator And Bearing)		K6458	2	F018
Strut Rod Bushing					
1968-1963	(Improved Design)		K5186	1	
Strut Rod Bushing Kit					
1990-1986	(Contains Thermoplastic Bushing) (Standard Design)		K6484 ‡ K6441	1 1	F018 F018
Sway Bar Bushing					
1990-1986	19mm Sway Bar Diameter	To Frame	K6673	1	F018
	21mm Sway Bar Diameter	To Frame	K6674	1	F018
	29mm Sway Bar Diameter	To Frame	K6675	1	F018
	31mm Sway Bar Diameter	To Frame	K6676	1	F018
1985-1979	1-9/64" Sway Bar Diameter	To Frame	K6161	1	F108
1978-1976	1" Sway Bar Diameter	To Frame	K6161	1	F188
1978-1971	15/16" Sway Bar Diameter	To Frame	K5241	1	F188
1975-1971	1" Sway Bar Diameter	To Frame	K5253	1	F188
1970-1967	1" Sway Bar Diameter	To Frame	K5253	1	
	15/16" Sway Bar Diameter	To Frame	K5241	1	
1966-1963		To Frame	K8204	1	
Sway Bar Link					
1990	(Powdered Metal Gusher Brg. For Better Lubrication)		K5334 ‡	2	F018
Sway Bar Repair Kit					
1989-1986	(Heavy Duty Design) (Standard Design) 5.5" Length, (Includes Polyurethane Bushings And Solid Metal Sleeve For Enhanced Performance. Barrel Nut Allows For Easier Installation.)		K8989 ‡ K5255 K700528 ‡	2 2 2	F018 F018 F018
1985-1979	(Heavy Duty Design) (Standard Design) 5.5" Length, (Includes Polyurethane Bushings And Solid Metal Sleeve For Enhanced Performance. Barrel Nut Allows For Easier Installation.)		K8989 ‡ K5255 K700528 ‡	2 2 2	F108 F108 F108
1978-1971	(Heavy Duty Design) (Includes Polyurethane Bushings And Solid Metal Sleeve For Enhanced Performance. Barrel Nut Allows For Easier Installation.) (Standard Design)		K6630 ‡ K700532 ‡ K5252	2 2 2	F188 F188 F188
1970-1966	(Standard Design) 6-1/2" Length, (Includes Polyurethane Bushings And Solid Metal Sleeve For Enhanced Performance. Barrel Nut Allows For Easier Installation.)		K6217 K700534 ‡	2 2	
1965-1963	(OEM Type) 7-1/4" Length, (Includes Polyurethane Bushings And Solid Metal Sleeve For Enhanced Performance. Barrel Nut Allows For Easier Installation.)		K5254 K700538 ‡	2 2	

BUICK-Riviera (Cont.)

FRONT SUSPENSION (Cont.)

Year	Model/Application	Part	P/C Qty	Figure
Wheel Hub & Bearing Assembly				
1990-1989		513059	2	
1988-1986		513016-K	2	
1985-1979		513013	2	

STEERING

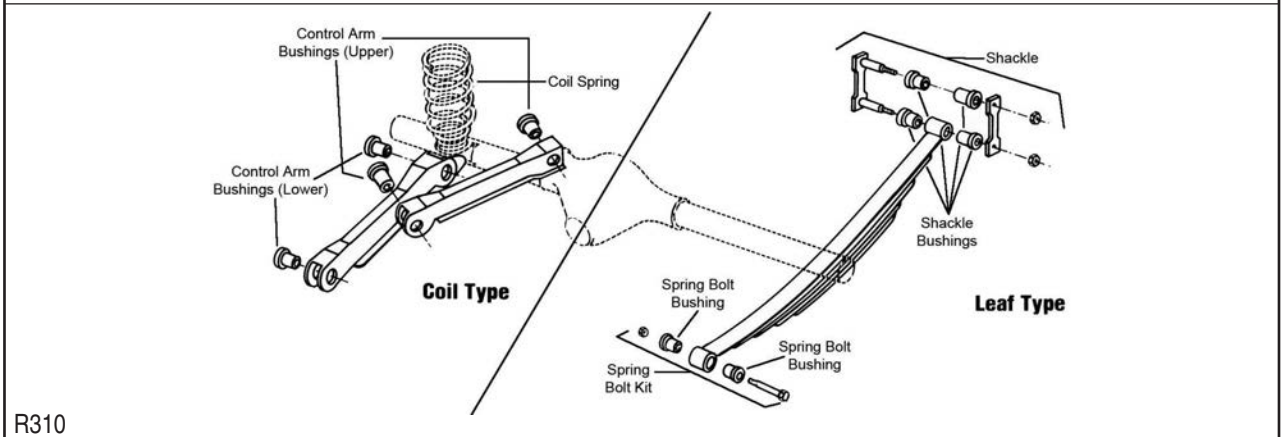
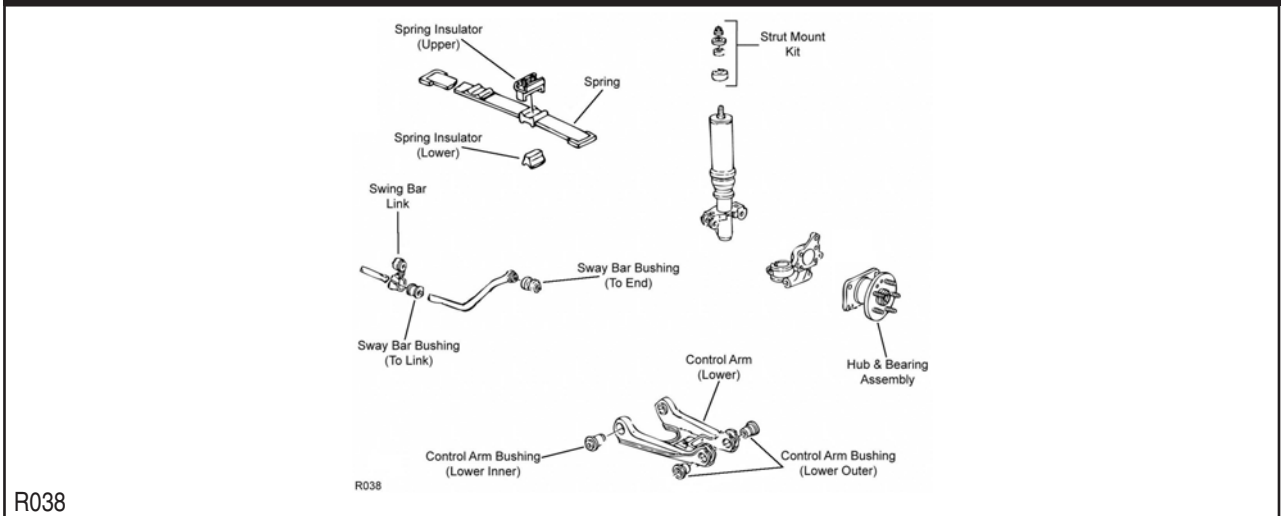


Year	Model/Application	Part	P/C Qty	Figure
Center Link				
1978-1977	Except Original Equipment Steering Damper, (Greaseable Socket Reduces Corrosion/Wear) Original Equipment Steering Damper, (Contains New Pre-Crimped Metric Nuts, Powdered Metal Gusher Brg. For Better Lubrication)	DS899 ‡ DS1116 ‡	1 1	S204 S204
1976-1973	(Powdered Metal Gusher Brg. For Better Lubrication)	DS809 ‡	1	S204
Idler Arm				
1985-1979	(Powdered Metal Gusher Brg. For Better Lubrication)	K6251T ‡	1	S506
1978	(Powdered Metal Gusher Brg. For Better Lubrication)	K6187T ‡	1	S204
1977	(Powdered Metal Gusher Brg. For Better Lubrication)	K6164 ‡	1	S204

STEERING (Cont.)

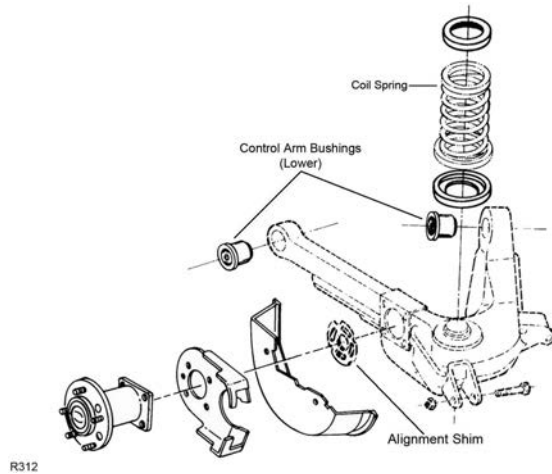
Year	Model/Application	Part	P/C Qty	Figure
Idler Arm				
1976-1975	(Powdered Metal Gusher Brg. For Better Lubrication)	K6153 ‡	1	S204
1974-1973	(Powdered Metal Gusher Brg. For Better Lubrication)	K6149 ‡	1	S204
1972-1971	(Powdered Metal Gusher Brg. For Better Lubrication)	K6106 ‡	1	S204
Pitman Arm				
1985-1979	(Greaseable Socket Reduces Corrosion/Wear)	K5277 ‡	1	S506
Rack & Pinion Boot Kit				
1990-1986		K6298	1	S028
Steering Damper Cylinder				
1985-1979	(Trail Boss)	Front SSD56	1	S506
Steering Rack Insulator Bushing				
1990-1986		Right K5291	1	S028
Tie Rod Adjusting Sleeve				
1985-1979		ES2004S	2	S506
1978-1963		ES2004S	2	S204
Tie Rod End				
1990-1986	(Powdered Metal Gusher Brg. For Better Lubrication) (Full Ball Stud Provides 360 Degrees Of Smooth Rotation)	Outer ES2907RL ‡ Inner EV116 ‡	2 2	S028 S028
1985-1979	(Powdered Metal Gusher Brg. For Better Lubrication) (Powdered Metal Gusher Brg. For Better Lubrication)	Outer ES2081RL ‡ Inner ES2072RLT ‡	2 2	S506 S506
1978-1977	(Powdered Metal Gusher Brg. For Better Lubrication) (Powdered Metal Gusher Brg. For Better Lubrication)	Outer ES2019RLT ‡ Inner ES2020RLT ‡	2 2	S204 S204
1976-1971	(Powdered Metal Gusher Brg. For Better Lubrication) (Powdered Metal Gusher Brg. For Better Lubrication)	Outer ES403R ‡ Inner ES403L ‡	2 2	S204 S204
1965-1963	(Powdered Metal Gusher Brg. For Better Lubrication)	Outer ES314RL ‡	2	S204

REAR SUSPENSION



BUICK-Riviera (Cont.)

REAR SUSPENSION (Cont.)



R312

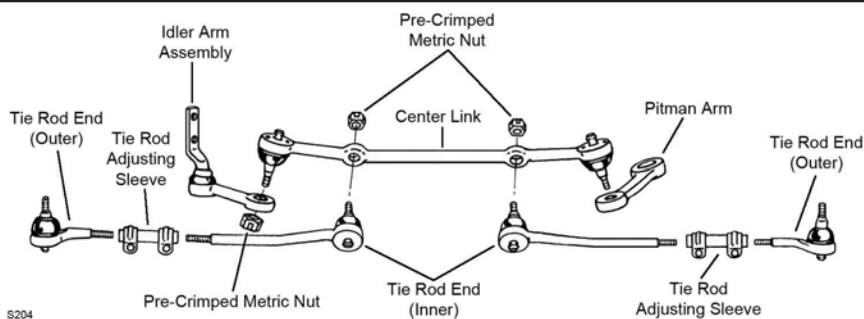
Year	Model/Application	Part	P/C Qty	Figure
Control Arm Bushing				
1990-1986	(Contains Both Inner To Frame) (Contains Both Outer Bushings To Knuckle)	Lower Inner Lower Outer	2 2	R038 R038
1985-1979	(Contains Front And Rear Bushings)	Lower	2	R312
1978-1971		Upper	2	R310
Control Arm Bushing Set				
1978-1971	(Contains Front And Rear Bushings)	Lower	2	R310
1970-1967	(Contains Front And Rear Bushings) (Contains Front And Rear Bushings)	Upper Lower	2 2	R310 R310
Strut Mount				
1990-1986		Upper	2	R038
Wheel Hub & Bearing Assembly				
1990-1988	4 Wheel ABS Non ABS	513041 513018	2 2	
1987-1986		513018	2	

BUICK-Roadmaster

FRONT SUSPENSION

Year	Model/Application	Part	P/C Qty	Figure
Sway Bar Bushing				
1958-1948	(Standard Design)	To Frame	1	
Sway Bar Repair Kit				
1958-1957	(Heavy Duty Design) (Includes Polyurethane Bushings And Solid Metal Sleeve For Enhanced Performance. Barrel Nut Allows For Easier Installation.) (Standard Design)	K6629 ‡ K700535 ‡ K8266	2 2 2	
1956-1954	(OEM Type) 7-1/4" Length, (Includes Polyurethane Bushings And Solid Metal Sleeve For Enhanced Performance. Barrel Nut Allows For Easier Installation.)	K5254 K700538 ‡	2 2	

STEERING



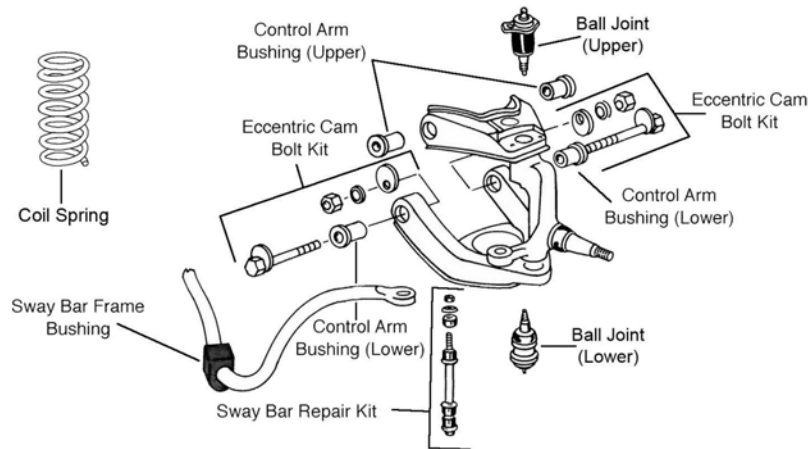
S204

STEERING (Cont.)

Year	Model/Application	Part	P/C Qty	Figure	
Tie Rod Adjusting Sleeve					
1958-1957		ES2004S	2	S204	
Tie Rod End					
1958-1957	(Powdered Metal Gusher Brg. For Better Lubrication)	Right Outer	ES140R ‡	1	S204
	(Powdered Metal Gusher Brg. For Better Lubrication)	Left Inner	ES140R ‡	1	S204

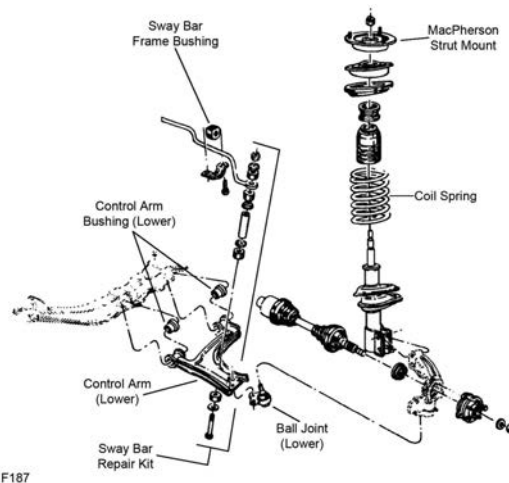
Skyhawk-BUICK

FRONT SUSPENSION



F117

F117



F187

F187

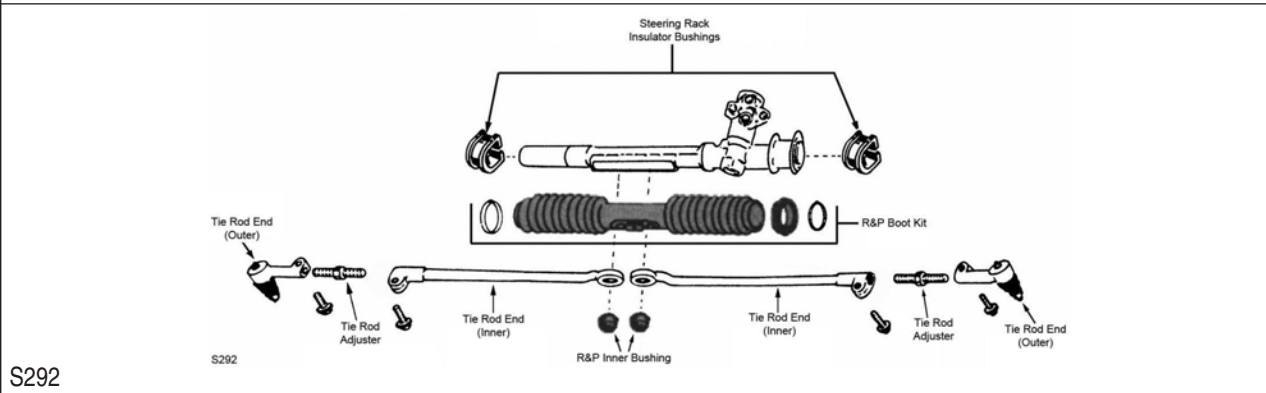
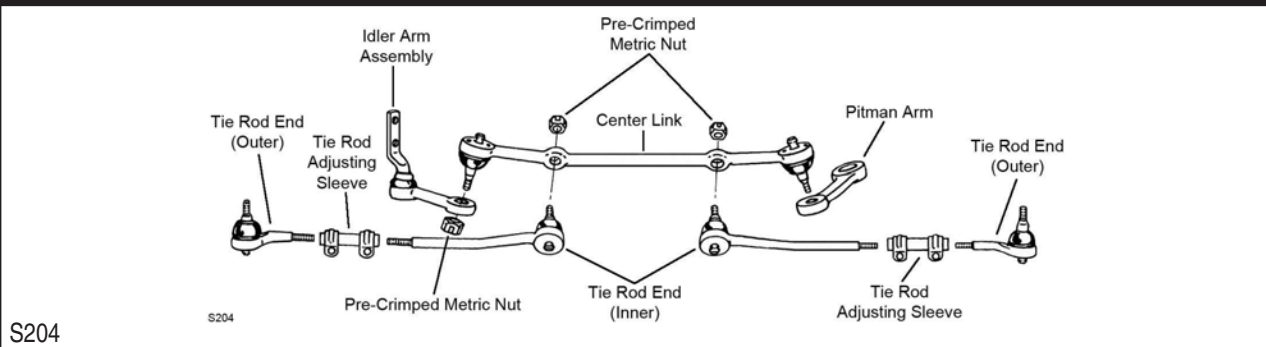
Year	Model/Application	Part	P/C Qty	Figure	
Ball Joint					
1989-1982	(Powdered Metal Gusher Brg. For Better Lubrication)	Lower	K5273 ‡	2	F187
1980-1975	(Powdered Metal Gusher Brg. For Better Lubrication)	Lower	K6157 ‡	2	F117
Control Arm Bushing					
1989-1982		Lower Front	K6284	1	F187
Control Arm Bushing Set					
1989-1987	(Contains Front And Rear Bushings)	Lower	K6351	2	F187
Control Arm with Ball Joint					
1989-1982	(Contains Bushings)	Left Lower	CK620662 ‡	1	F187
	(R-Series)	Left Lower	RK620662	1	F187
	(Contains Bushings)	Right Lower	CK620663 ‡	1	F187
	(R-Series)	Right Lower	RK620663	1	F187
Strut Bumper Bellows					
1989-1982	(Contains Bumper)		K90463	2	F187

BUICK-Skyhawk (Cont.)

FRONT SUSPENSION (Cont.)

Year	Model/Application	Part	P/C Qty	Figure
Strut Mount				
1989-1982	(Contains Bearing)	K6563	2	F187
Strut Spring Seat				
1989-1983		Lower K5346	2	F187
1989-1982	(Contains Isolators)	Upper K6634	2	F187
Sway Bar Bushing				
1989-1986	22mm Sway Bar Diameter	To Frame K6397	1	F187
	24mm Sway Bar Diameter	To Frame K6398	1	F187
	26mm Sway Bar Diameter	To Frame K6399	1	F187
	30mm Sway Bar Diameter	To Frame K6401	1	F187
1989-1984	28mm Sway Bar Diameter	To Frame K6400	1	F187
1985-1984	22mm Sway Bar Diameter	To Frame K6275	1	F187
	30mm Sway Bar Diameter	To Frame K6278	1	F187
1983-1982	24mm Sway Bar Diameter	To Frame K6280	1	F187
	28mm Sway Bar Diameter	To Frame K6281	1	F187
1980-1975	1" Sway Bar Diameter	To Frame K5253	1	F117
	15/16" Sway Bar Diameter	To Frame K5241	1	F117
Sway Bar Repair Kit				
1989-1982	(Heavy Duty Design) (Includes Polyurethane Bushings And Solid Metal Sleeve For Enhanced Performance. Barrel Nut Allows For Easier Installation.) (Standard Design)	K6630 ‡	2	F187
		K700532 ‡	2	F187
		K5252	2	F187
1980-1975	(Heavy Duty Design) (Includes Polyurethane Bushings And Solid Metal Sleeve For Enhanced Performance. Barrel Nut Allows For Easier Installation.) (Standard Design)	K6630 ‡	2	F117
		K700532 ‡	2	F117
		K5252	2	F117
Wheel Hub & Bearing Assembly				
1989-1984		513017-K	2	

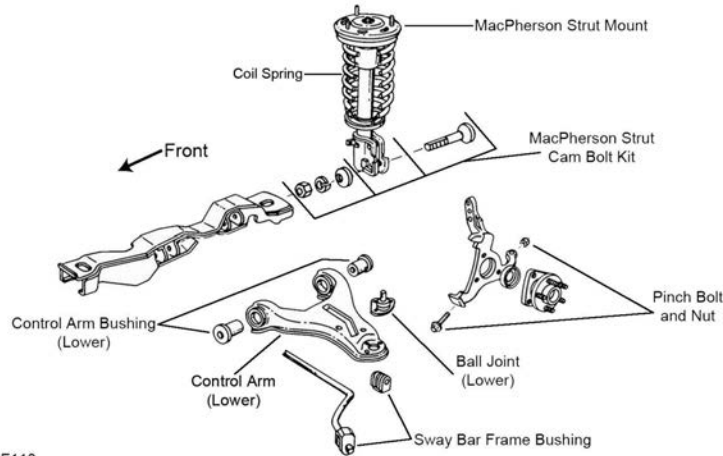
STEERING



Year	Model/Application	Part	P/C Qty	Figure
Rack & Pinion Boot Kit				
1989-1987		Center K6338	1	S292
Steering Rack Insulator Bushing				
1989-1987	Power Steering, (Contains Left And Right Bushings)	K6337	1	S292
Tie Rod Adjuster				
1989-1982	(Fluted Design Avoids Corrosion)	ES3088S ‡	2	S292

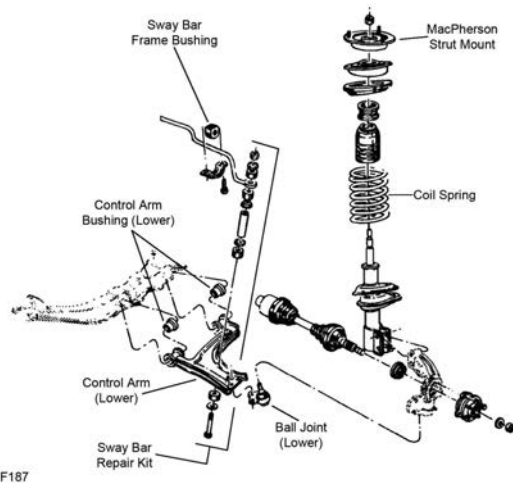
STEERING (Cont.)				
Year	Model/Application	Part	P/C Qty	Figure
Tie Rod Adjusting Sleeve				
1989-1982	(OEM Type)	ES3088SP	2	S292
1980-1975		ES2032S	2	S204
Tie Rod End				
1989-1982	(Powdered Metal Gusher Brg. For Better Lubrication) (Powdered Metal Gusher Brg. For Better Lubrication) (Design Allows Ease Of Installation) (Design Allows Ease Of Installation)	Left Outer ES2217R ‡ Right Outer ES2216R ‡ Left Inner ES3371 ‡ Right Inner ES3372 ‡	1 1 1 1	S292 S292 S292 S292
1980-1975	(Powdered Metal Gusher Brg. For Better Lubrication) (Powdered Metal Gusher Brg. For Better Lubrication)	Outer ES425RL ‡ Inner ES681N ‡	2 2	S204 S204
Tie Rod End Bushing Kit				
1989-1982	(2 Piece Design, Bolts And Washers Not Included, Design Allows Ease Of Installation) (2 Piece Design, Contains Lock Plate, Bolts, And Washers, Design Allows Ease Of Installation) (Standard Design, 1 Piece Design)	Inner K6531 ‡ Inner K6677 ‡ Inner EV119	1 1 1	S292 S292 S292
REAR SUSPENSION				
<p>R325</p>				
Year	Model/Application	Part	P/C Qty	Figure
Control Arm Bushing				
1989-1982	Except Sport Suspension, Except Touring Suspension	Lower K6288	2	R325
Shock Mount				
1989-1984		K6353	2	R325
Wheel Hub & Bearing Assembly				
1989-1982		513012	2	

FRONT SUSPENSION



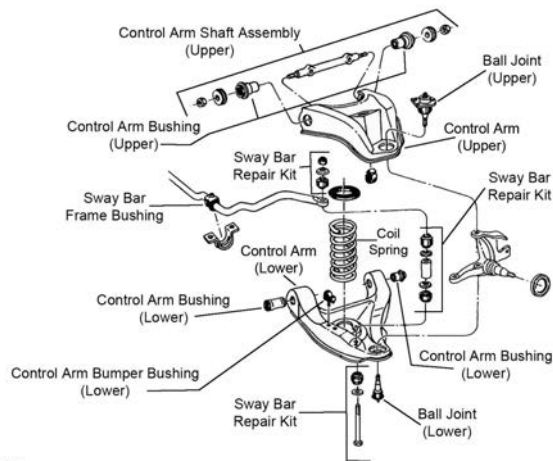
F113

F113



F187

F187



F188

F188

Year	Model/Application	Part	P/C Qty	Figure
Ball Joint				
1990-1986	(Powdered Metal Gusher Brg. For Better Lubrication)	Lower	K5273 ‡	2 F187
1985-1980	(Powdered Metal Gusher Brg. For Better Lubrication)	Lower	K5263 ‡	2 F113
1979-1975	(Powdered Metal Gusher Brg. For Better Lubrication)	Upper	K5208 ‡	2 F188
	(Powdered Metal Gusher Brg. For Better Lubrication)	Lower	K6145T ‡	2 F188
1972-1969	(Powdered Metal Gusher Brg. For Better Lubrication)	Upper	K5108 ‡	2 F188
	(Powdered Metal Gusher Brg. For Better Lubrication)	Lower	K5103 ‡	2 F188

FRONT SUSPENSION (Cont.)					
Year	Model/Application	Part	P/C Qty	Figure	
Ball Joint					
1968-1964	1/4" Mounting Holes, (Powdered Metal Gusher Brg. For Better Lubrication)	Upper	K5108 ‡	2	F188
	1/4" Mounting Holes, (Powdered Metal Gusher Brg. For Better Lubrication)	Lower	K5103 ‡	2	F188
Control Arm Bumper Bushing					
1976-1975		Lower	K6606	2	F188
1972-1971		Lower	K6606	2	F188
Control Arm Bushing					
1990-1986		Lower Front	K6284	1	F187
1985-1982	(Contains Front And Rear Bushings)	Lower	K6271	2	F113
1981-1980	(Contains Front And Rear Bushings)	Lower	K5265	2	F113
1979-1975		Lower Rear	K5262	2	F188
		Lower Front	K3113	2	F188
1965-1964	(Contains Front And Rear Bushings)	Lower Rear	K5144	2	F188
Control Arm Bushing Set					
1990-1987	(Contains Front And Rear Bushings)	Lower	K6351	2	F187
1979-1975	(Contains Front And Rear Bushings)	Upper	K6144	2	F188
		Lower	K6109	2	F188
1972-1966	(Contains Front And Rear Bushings)	Upper	K5196	2	F188
	(Contains Front And Rear Bushings)	Lower	K5149	2	F188
Control Arm Shaft Assembly					
1979-1975	(Provides Additional Positive(+) Camber Adjustment, Offset Shaft Kit, Design Allows Ease Of Installation)	Upper	K6146 ‡	2	F188
1972-1966	(Provides Additional Positive(+) Camber Adjustment, Offset Shaft Kit, Design Allows Ease Of Installation)	Upper	K5250 ‡	2	F188
Control Arm with Ball Joint					
1990-1987	(Contains Bushings) (R-Series)	Left Lower	CK620662 ‡	1	F187
	(Contains Bushings) (R-Series)	Left Lower	RK620662	1	F187
		Right Lower	CK620663 ‡	1	F187
		Right Lower	RK620663	1	F187
Strut and Spring Assembly					
1985	(Coated For Corrosion Resistance, Strut, Spring & Top Mount)		ST8500 ‡	2	F113
1984	FE3 Or F41 Heavy Duty Suspension, (Coated For Corrosion Resistance, Strut, Spring & Top Mount)		ST8500 ‡	2	F113
Strut Bumper Bellows					
1990-1986	(Contains Bumper)		K90463	2	F187
1985-1980	(Contains Bumper)		K90463	2	F113
Strut Mount					
1990-1986	(Contains Bearing)		K6563	2	F187
1985-1982	(Contains Bearing)		K6446	2	F113
Strut Spring Seat					
1990-1986	(Contains Isolators)	Upper	K6634	2	F187
		Lower	K5346	2	F187
1985		Lower	K5346	2	
1985-1984	(Contains Isolators)	Upper	K6636	2	F113
Sway Bar Bushing					
1990-1986	22mm Sway Bar Diameter	To Frame	K6397	1	F187
	24mm Sway Bar Diameter	To Frame	K6398	1	F187
	26mm Sway Bar Diameter	To Frame	K6399	1	F187
	28mm Sway Bar Diameter	To Frame	K6400	1	F187
	30mm Sway Bar Diameter	To Frame	K6401	1	F187
1985-1982	22mm Sway Bar Diameter	To Frame	K6267	1	F113
	26mm Sway Bar Diameter	To Frame	K6269	1	F113
1985-1980		To Arm	K6270	1	F113
1981-1980	24mm Sway Bar Diameter	To Frame	K6265	1	F113
1979-1975	1" Sway Bar Diameter	To Frame	K6161	1	F188
	15/16" Sway Bar Diameter	To Frame	K5241	1	F188
1972-1971	1" Sway Bar Diameter	To Frame	K5253	1	F188
1972-1964	15/16" Sway Bar Diameter	To Frame	K5241	1	F188
Sway Bar Repair Kit					
1990-1986	(Heavy Duty Design)		K6630 ‡	2	F187
	(Includes Polyurethane Bushings And Solid Metal Sleeve For Enhanced Performance. Barrel Nut Allows For Easier Installation.)		K700532 ‡	2	F187
	(Standard Design)		K5252	2	F187
1979-1975	(Heavy Duty Design)		K6630 ‡	2	F188

BUICK-Skylark (Cont.)

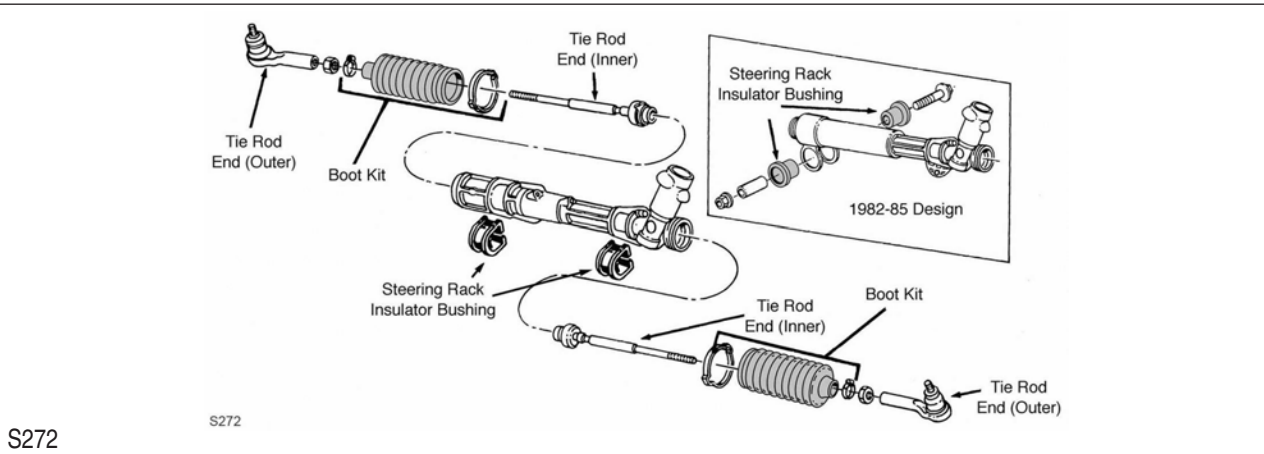
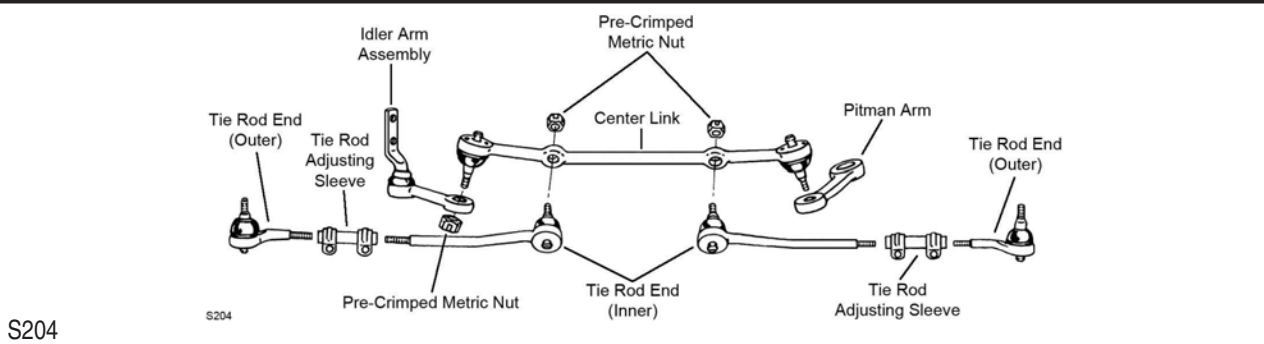
FRONT SUSPENSION (Cont.)

Year	Model/Application	Part	P/C Qty	Figure
Sway Bar Repair Kit				
1979-1975 (Cont.)	(Includes Polyurethane Bushings And Solid Metal Sleeve For Enhanced Performance. Barrel Nut Allows For Easier Installation.) (Standard Design)	K700532 ‡	2	F188
		K5252	2	F188
1972-1967	(Standard Design)	K8266	2	F188
1972-1964	(Heavy Duty Design) (Includes Polyurethane Bushings And Solid Metal Sleeve For Enhanced Performance. Barrel Nut Allows For Easier Installation.)	K6629 ‡	2	F188
		K700535 ‡	2	F188
1966	(Standard Design)	K8266	2	F188
1966-1965	(Standard Design) 6-1/2" Length, (Includes Polyurethane Bushings And Solid Metal Sleeve For Enhanced Performance. Barrel Nut Allows For Easier Installation.)	K6217	2	F188
		K700534 ‡	2	F188
1965-1964	(Standard Design)	K8266	2	F188
1963-1962	(Standard Design) 6-1/2" Length, (Includes Polyurethane Bushings And Solid Metal Sleeve For Enhanced Performance. Barrel Nut Allows For Easier Installation.)	K6217	2	F188
		K700534 ‡	2	F188
1954	(OEM Type) 7-1/4" Length, (Includes Polyurethane Bushings And Solid Metal Sleeve For Enhanced Performance. Barrel Nut Allows For Easier Installation.)	K5254	2	
		K700538 ‡	2	

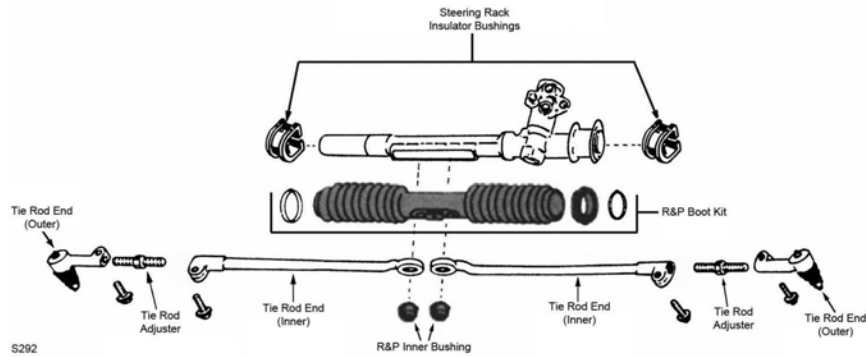
Wheel Hub & Bearing Assembly

1990-1986		513017-K	2	
1985-1980		513011-K	2	

STEERING



STEERING (Cont.)



S292

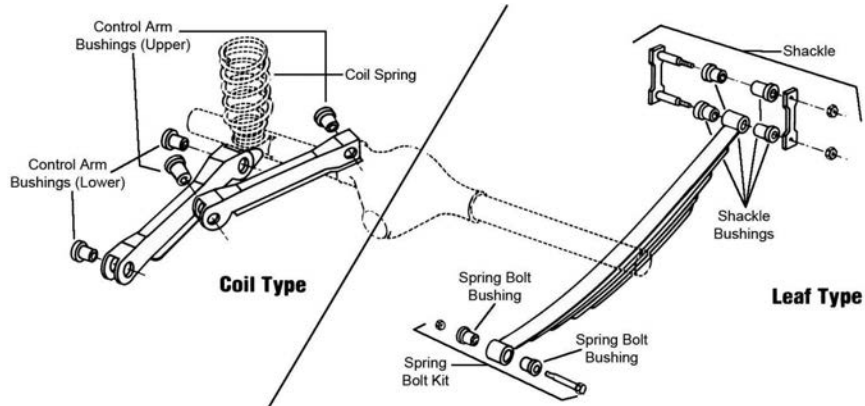
Year	Model/Application	Part	P/C Qty	Figure	
Center Link					
1979-1978	Except Rally Suspension, Manual Steering, (Contains New Pre-Crimped Metric Nuts, Powdered Metal Gusher Brg. For Better Lubrication)	DS829 ‡	1	S204	
	Power Steering, (Powdered Metal Gusher Brg. For Better Lubrication)	DS883 ‡	1	S204	
1977-1975	(Contains New Pre-Crimped Metric Nuts, Powdered Metal Gusher Brg. For Better Lubrication)	DS829 ‡	1	S204	
1972-1968	(Powdered Metal Gusher Brg. For Better Lubrication)	DS749 ‡	1	S204	
Idler Arm					
1979-1975	(Powdered Metal Gusher Brg. For Better Lubrication)	K6186 ‡	1	S204	
1972	From 10/9/72, (Curved Arm, Powdered Metal Gusher Brg. For Better Lubrication)	K6149 ‡	1	S204	
	From 10/9/72, (Straight Arm, Powdered Metal Gusher Brg. For Better Lubrication)	K5143 ‡	1	S204	
1971-1968	(Straight Arm, Powdered Metal Gusher Brg. For Better Lubrication)	K5143 ‡	1	S204	
1967-1965	(Powdered Metal Gusher Brg. For Better Lubrication)	K5142 ‡	1	S204	
1964	13/16" Diameter Center Link, (Powdered Metal Gusher Brg. For Better Lubrication)	K5143 ‡	1	S204	
	7/8" Diameter Center Link, (Powdered Metal Gusher Brg. For Better Lubrication)	K5142 ‡	1	S204	
Rack & Pinion Boot Kit					
1990-1988	Center	K6338	1	S292	
1985-1982		K6298	1	S272	
Steering Rack Insulator Bushing					
1990-1987	(Contains Left And Right Bushings)	K6337	1	S292	
1985-1982		K6225	2	S272	
Tie Rod Adjuster					
1990-1986	(Fluted Design Avoids Corrosion)	ES3088S ‡	2	S292	
Tie Rod Adjusting Sleeve					
1990-1986	(OEM Type)	ES3088SP	2	S292	
1979-1975		ES2004S	2	S204	
1972-1971		ES2004S	2	S204	
1970-1964		ES2032S	2	S204	
1963-1962	11/16" - 18 Thread, 4.72" Length	ES2004S	1		
Tie Rod End					
1990-1986	(Powdered Metal Gusher Brg. For Better Lubrication)	Left Outer	ES2217R ‡	1	S292
	(Powdered Metal Gusher Brg. For Better Lubrication)	Right Outer	ES2216R ‡	1	S292
	(Design Allows Ease Of Installation)	Left Inner	ES3371 ‡	1	S292
	(Design Allows Ease Of Installation)	Right Inner	ES3372 ‡	1	S292
1985-1980	(Powdered Metal Gusher Brg. For Better Lubrication)	Outer	ES2111RL ‡	2	S272
	(Full Ball Stud Provides 360 Degrees Of Smooth Rotation)	Inner	EV116 ‡	2	S272
1979-1978	Power Steering, (Powdered Metal Gusher Brg. For Better Lubrication)	Outer	ES427R ‡	2	S204
	Conventional Manual Steering, (Powdered Metal Gusher Brg. For Better Lubrication)	Right Inner	ES443L ‡	1	S204
	Conventional Power Steering, (Powdered Metal Gusher Brg. For Better Lubrication)	Right Inner	ES2002L ‡	1	S204
	Conventional Power Steering, Except Rally Suspension, (Powdered Metal Gusher Brg. For Better Lubrication)	Left Inner	ES2001L ‡	1	S204
	Conventional Power Steering, Rally Suspension, (Powdered Metal Gusher Brg. For Better Lubrication)	Outer	ES441RL ‡	2	S204
	Conventional Power Steering, Rally Suspension, (Powdered Metal Gusher Brg. For Better Lubrication)	Left Inner	ES442L ‡	1	S204
1977-1975	(Powdered Metal Gusher Brg. For Better Lubrication)	Outer	ES441RL ‡	2	S204
	(Powdered Metal Gusher Brg. For Better Lubrication)	Left Inner	ES442L ‡	1	S204
	(Powdered Metal Gusher Brg. For Better Lubrication)	Right Inner	ES443L ‡	1	S204
1972-1971	(Powdered Metal Gusher Brg. For Better Lubrication)	Outer	ES406R ‡	2	S204
	(Powdered Metal Gusher Brg. For Better Lubrication)	Inner	ES406L ‡	2	S204
1970-1964	(Powdered Metal Gusher Brg. For Better Lubrication)	Outer	ES333RL ‡	2	S204

BUICK-Skylark (Cont.)

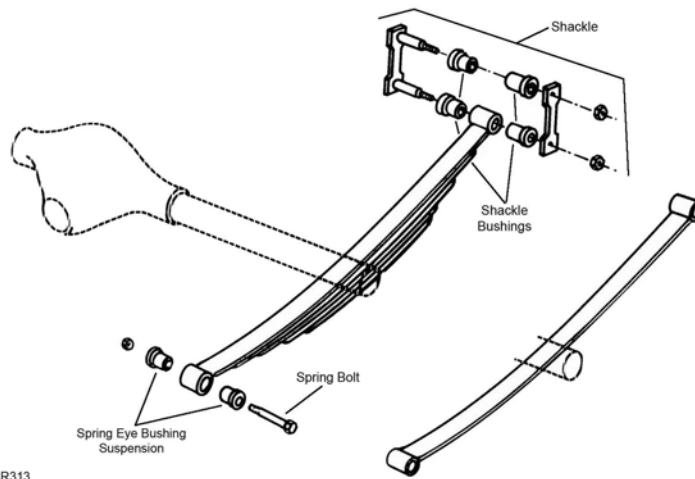
STEERING (Cont.)

Year	Model/Application	Part	P/C Qty	Figure
Tie Rod End				
1970-1964 (Cont.)	(Powdered Metal Gusher Brg. For Better Lubrication)	Inner	ES681N ‡	2 S204
Tie Rod End Bushing Kit				
1990-1986	(2 Piece Design, Bolts And Washers Not Included, Design Allows Ease Of Installation)	Inner	K6531 ‡	1 S292
	(2 Piece Design, Contains Lock Plate, Bolts, And Washers, Design Allows Ease Of Installation)	Inner	K6677 ‡	1 S292
	(Standard Design, 1 Piece Design)	Inner	EV119	1 S292

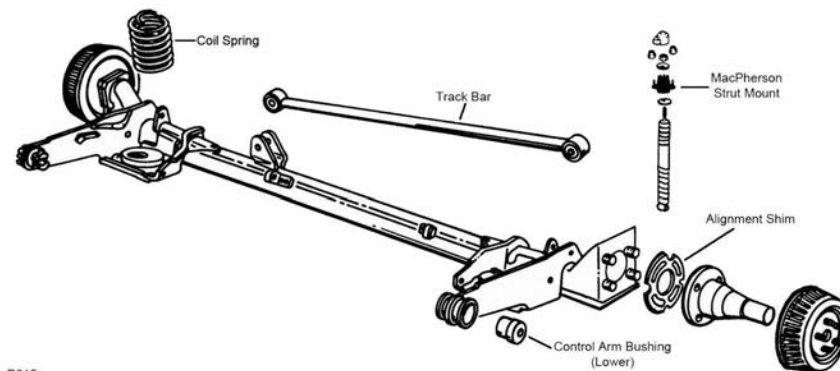
REAR SUSPENSION



R310



R313



R315

Year	Model/Application	Part	P/C Qty	Figure
Control Arm Bushing				
1990-1986		Lower	K6288	2 R315
1985-1980		Lower	K5274	2 R315

REAR SUSPENSION (Cont.)				
Year	Model/Application	Part	P/C Qty	Figure
Control Arm Bushing Set				
1972-1965	(Contains Front And Rear Bushings)	Upper	K5161	2 R310
1972-1964	(Contains Front And Rear Bushings)	Lower	K5161	2 R310
1964	(Contains Front And Rear Bushings)	Upper Front	K5161	2 R310
Leaf Spring Bushing				
1979-1975		Fixed End	SB298	2 R313
Leaf Spring Shackle Bushing				
1979-1975			K6560	4 R313
Shock Mount				
1990-1982			K6353	2 R315
Wheel Hub & Bearing Assembly				
1990-1980			513012	2

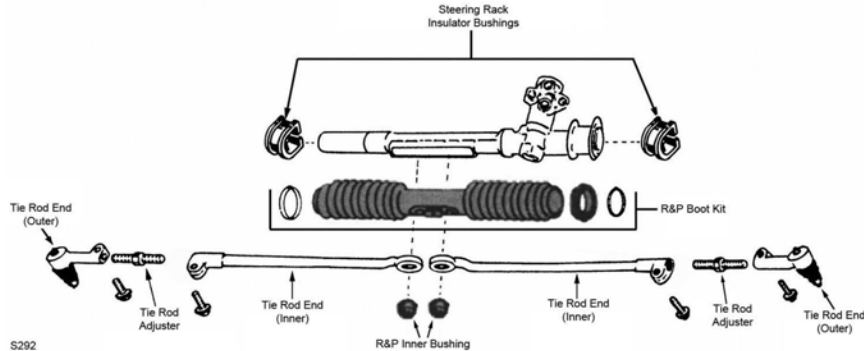
FRONT SUSPENSION				
F187				
Year	Model/Application	Part	P/C Qty	Figure
Ball Joint				
1987-1985	(Powdered Metal Gusher Brg. For Better Lubrication)	Lower	K5273 ‡	2 F187
Control Arm Bushing				
1987-1985		Lower Front	K6284	1 F187
Control Arm Bushing Set				
1987	(Contains Front And Rear Bushings)	Lower	K6351	2 F187
Control Arm with Ball Joint				
1987-1985	(Contains Bushings)	Left Lower	CK620662 ‡	1 F187
	(R-Series)	Left Lower	RK620662	1 F187
	(Contains Bushings)	Right Lower	CK620663 ‡	1 F187
	(R-Series)	Right Lower	RK620663	1 F187
Strut Bumper Bellows				
1987-1985	(Contains Bumper)		K90463	2 F187
Strut Mount				
1987-1985	(Contains Bearing)		K6563	2 F187
Strut Spring Seat				
1987-1985	(Contains Isolators)	Upper	K6634	2 F187
		Lower	K5346	2 F187
Sway Bar Bushing				
1987-1986	22mm Sway Bar Diameter	To Frame	K6397	1 F187
	24mm Sway Bar Diameter	To Frame	K6398	1 F187
	26mm Sway Bar Diameter	To Frame	K6399	1 F187
	30mm Sway Bar Diameter	To Frame	K6401	1 F187
1985	28mm Sway Bar Diameter	To Frame	K6400	1 F187
	30mm Sway Bar Diameter	To Frame	K6278	1 F187

BUICK-Somerset (Cont.)

FRONT SUSPENSION (Cont.)

Year	Model/Application	Part	P/C Qty	Figure
Sway Bar Repair Kit				
1987-1985	(Heavy Duty Design) (Includes Polyurethane Bushings And Solid Metal Sleeve For Enhanced Performance. Barrel Nut Allows For Easier Installation.) (Standard Design)	K6630 ‡ K700532 ‡	2 2	F187 F187
		K5252	2	F187
Wheel Hub & Bearing Assembly				
1987-1985		513017-K	2	

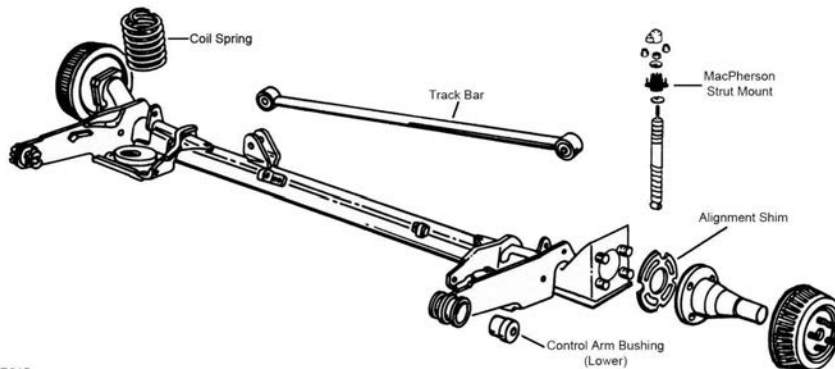
STEERING



S292

Year	Model/Application	Part	P/C Qty	Figure
Rack & Pinion Boot Kit				
1987		Center K6338	1	S292
Steering Rack Insulator Bushing				
1987	(Contains Left And Right Bushings)	K6337	1	S292
Tie Rod Adjuster				
1987-1985	(Fluted Design Avoids Corrosion)	ES3088S ‡	2	S292
Tie Rod Adjusting Sleeve				
1987-1985	(OEM Type)	ES3088SP	2	S292
Tie Rod End				
1987-1985	(Powdered Metal Gusher Brg. For Better Lubrication) (Powdered Metal Gusher Brg. For Better Lubrication) (Design Allows Ease Of Installation) (Design Allows Ease Of Installation)	Left Outer ES2217R ‡ Right Outer ES2216R ‡ Left Inner ES3371 ‡ Right Inner ES3372 ‡	1 1 1 1	S292 S292 S292 S292
Tie Rod End Bushing Kit				
1987-1985	(2 Piece Design, Bolts And Washers Not Included, Design Allows Ease Of Installation) (2 Piece Design, Contains Lock Plate, Bolts, And Washers, Design Allows Ease Of Installation) (Standard Design, 1 Piece Design)	Inner K6531 ‡ Inner K6677 ‡ Inner EV119	1 1 1	S292 S292 S292

REAR SUSPENSION

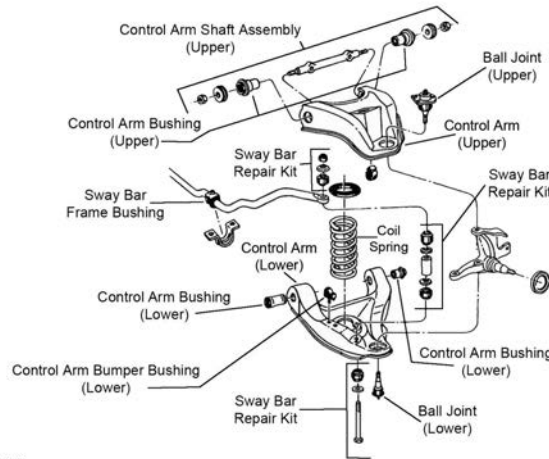


R315

Year	Model/Application	Part	P/C Qty	Figure
Control Arm Bushing				
1987-1985		Lower K6288	2	R315

REAR SUSPENSION (Cont.)

Year	Model/Application	Part	P/C Qty	Figure
Shock Mount				
1987-1985		K6353	2	R315
Wheel Hub & Bearing Assembly				
1987-1985		513012	2	

Special-BUICK**FRONT SUSPENSION**

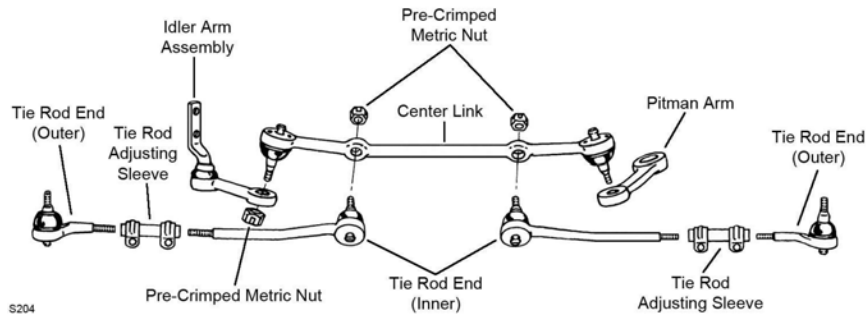
F188

F188

Year	Model/Application	Part	P/C Qty	Figure	
Ball Joint					
1969	(Powdered Metal Gusher Brg. For Better Lubrication)	Upper	K5108 ‡	2	F188
	(Powdered Metal Gusher Brg. For Better Lubrication)	Lower	K5103 ‡	2	F188
1968-1964	1/4" Mounting Holes, (Powdered Metal Gusher Brg. For Better Lubrication)	Upper	K5108 ‡	2	F188
	1/4" Mounting Holes, (Powdered Metal Gusher Brg. For Better Lubrication)	Lower	K5103 ‡	2	F188
Control Arm Bushing					
1965-1964	(Contains Front And Rear Bushings)	Lower Rear	K5144	2	F188
Control Arm Bushing Set					
1969-1966	(Contains Front And Rear Bushings)	Upper	K5196	2	F188
	(Contains Front And Rear Bushings)	Lower	K5149	2	F188
Control Arm Shaft Assembly					
1969-1966	(Provides Additional Positive(+) Camber Adjustment, Offset Shaft Kit, Design Allows Ease Of Installation)	Upper	K5250 ‡	2	F188
Sway Bar Bushing					
1963-1961	(Standard Design)	To Frame	K5227	1	F188
1953-1951	(Standard Design)	To Frame	K5227	1	
Sway Bar Repair Kit					
1965	(Standard Design) 6-1/2" Length, (Includes Polyurethane Bushings And Solid Metal Sleeve For Enhanced Performance. Barrel Nut Allows For Easier Installation.)		K6217 K700534 ‡	2 2	F188 F188
1958-1957	(Heavy Duty Design) (Includes Polyurethane Bushings And Solid Metal Sleeve For Enhanced Performance. Barrel Nut Allows For Easier Installation.) (Standard Design)		K6629 ‡ K700535 ‡ K8266	2 2 2	
1956-1954	(OEM Type) 7-1/4" Length, (Includes Polyurethane Bushings And Solid Metal Sleeve For Enhanced Performance. Barrel Nut Allows For Easier Installation.)		K5254 K700538 ‡	2 2	

BUICK-Special (Cont.)

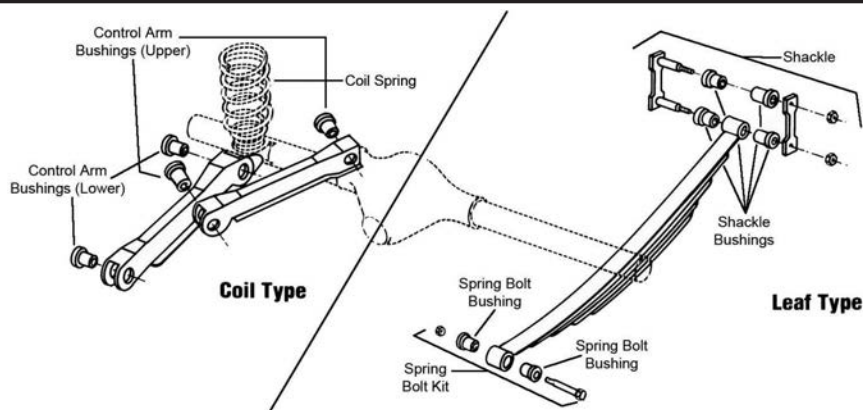
STEERING



S204

Year	Model/Application	Part	P/C Qty	Figure
Center Link				
1969-1968	(Powdered Metal Gusher Brg. For Better Lubrication)	DS749 ‡	1	S204
Idler Arm				
1969-1968	(Straight Arm, Powdered Metal Gusher Brg. For Better Lubrication)	K5143 ‡	1	S204
1967-1965	(Powdered Metal Gusher Brg. For Better Lubrication)	K5142 ‡	1	S204
1964	13/16" Diameter Center Link, (Powdered Metal Gusher Brg. For Better Lubrication)	K5143 ‡	1	S204
	7/8" Diameter Center Link, (Powdered Metal Gusher Brg. For Better Lubrication)	K5142 ‡	1	S204
Tie Rod Adjusting Sleeve				
1969-1964		ES2032S	2	S204
1963-1961		ES2004S	2	S204
1958-1957	11/16" - 18 Thread, 4.72" Length	ES2004S	1	
Tie Rod End				
1969-1964	(Powdered Metal Gusher Brg. For Better Lubrication)	Outer ES333RL ‡	2	S204
	(Powdered Metal Gusher Brg. For Better Lubrication)	Inner ES681N ‡	2	S204
1963	(Powdered Metal Gusher Brg. For Better Lubrication)	Outer ES314RL ‡	2	S204
1962-1961	(Powdered Metal Gusher Brg. For Better Lubrication)	Outer ES140R ‡	2	S204
1958-1957	(Powdered Metal Gusher Brg. For Better Lubrication)	Right Outer ES140R ‡	1	S204
	(Powdered Metal Gusher Brg. For Better Lubrication)	Left Inner ES140R ‡	1	S204

REAR SUSPENSION



R310

Year	Model/Application	Part	P/C Qty	Figure
Control Arm Bushing Set				
1969-1965	(Contains Front And Rear Bushings)	Upper	K5161	2 R310
1969-1964	(Contains Front And Rear Bushings)	Lower	K5161	2 R310
1964	(Contains Front And Rear Bushings)	Upper Front	K5161	2 R310

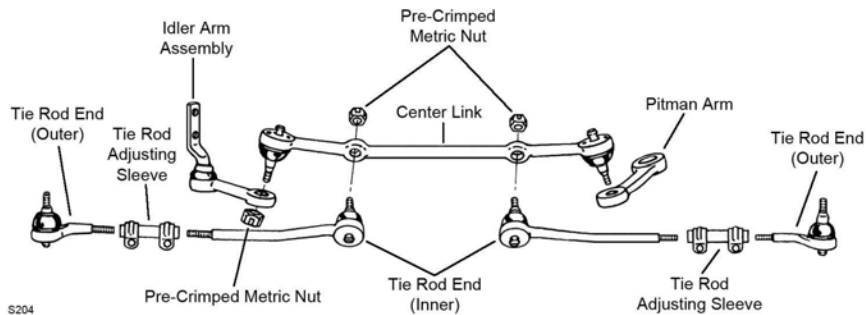
BUICK-Super

FRONT SUSPENSION

Year	Model/Application	Part	P/C Qty	Figure
Sway Bar Bushing				
1953-1951	(Standard Design)	To Frame	K5227	1

FRONT SUSPENSION (Cont.)				
Year	Model/Application	Part	P/C Qty	Figure
Sway Bar Repair Kit				
1958-1957	(Heavy Duty Design) (Includes Polyurethane Bushings And Solid Metal Sleeve For Enhanced Performance. Barrel Nut Allows For Easier Installation.) (Standard Design)	K6629 ‡ K700535 ‡ K8266	2 2 2	
1956-1954	(OEM Type) 7-1/4" Length, (Includes Polyurethane Bushings And Solid Metal Sleeve For Enhanced Performance. Barrel Nut Allows For Easier Installation.)	K5254 K700538 ‡	2 2	

STEERING



S204

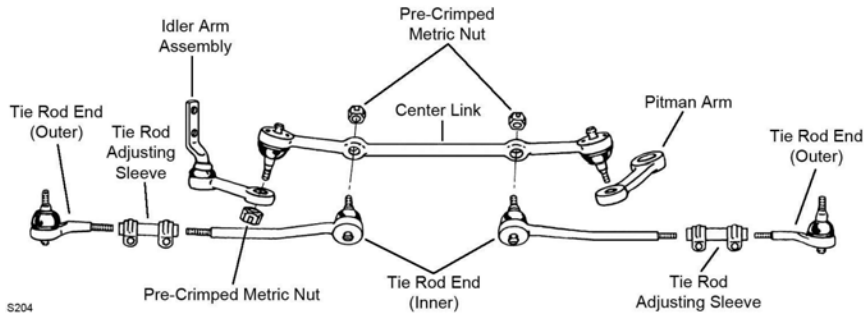
Year	Model/Application	Part	P/C Qty	Figure
Tie Rod Adjusting Sleeve				
1958-1957	11/16" - 18 Thread, 4.72" Length	ES2004S	1	
Tie Rod End				
1958-1957	(Powdered Metal Gusher Brg. For Better Lubrication) (Powdered Metal Gusher Brg. For Better Lubrication)	Right Outer Left Inner	ES140R ‡ ES140R ‡	1 1 S204 S204

Wildcat-BUICK

FRONT SUSPENSION				
Year	Model/Application	Part	P/C Qty	Figure
Ball Joint				
1970-1963	(Powdered Metal Gusher Brg. For Better Lubrication)	Lower	K5075 ‡	2
Control Arm Bushing				
1970-1966	(Contains Front And Rear Bushings)	Upper	K426	2
Strut Rod Bushing				
1968-1963	(Improved Design)		K5186	1
Sway Bar Bushing				
1970-1967	1" Sway Bar Diameter 15/16" Sway Bar Diameter	To Frame To Frame	K5253 K5241	1 1
1966-1963		To Frame	K8204	1
Sway Bar Repair Kit				
1970-1965	(Standard Design) 6-1/2" Length, (Includes Polyurethane Bushings And Solid Metal Sleeve For Enhanced Performance. Barrel Nut Allows For Easier Installation.)		K6217 K700534 ‡	2 2
1964-1963	(OEM Type) 7-1/4" Length, (Includes Polyurethane Bushings And Solid Metal Sleeve For Enhanced Performance. Barrel Nut Allows For Easier Installation.)		K5254 K700538 ‡	2 2

BUICK-Wildcat (Cont.)

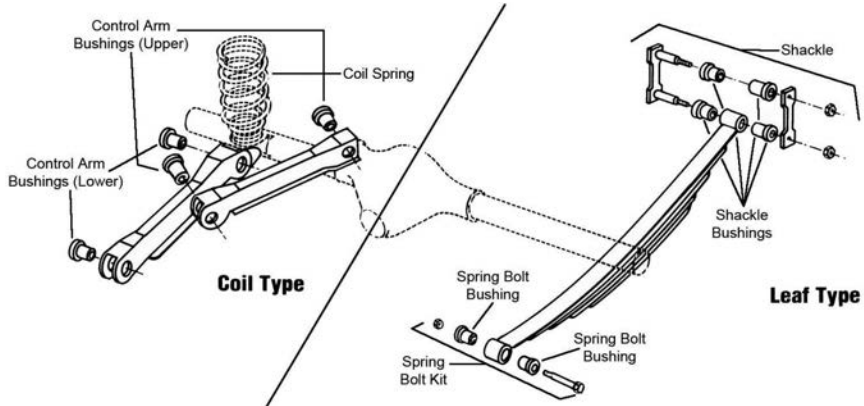
STEERING



S204

Year	Model/Application	Part	P/C Qty	Figure	
Tie Rod Adjusting Sleeve					
1970-1969		Left Right	ES638S ES2004S	1 1	S204 S204
1968-1963	11/16" - 18 Thread, 4.72" Length		ES2004S	1	
Tie Rod End					
1964-1963	(Powdered Metal Gusher Brg. For Better Lubrication)	Outer	ES314RL ‡	2	S204

REAR SUSPENSION

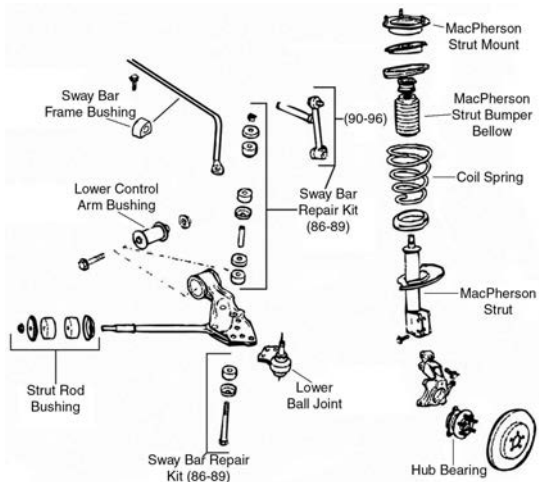


R310

Year	Model/Application	Part	P/C Qty	Figure	
Control Arm Bushing Set					
1970-1967	(Contains Front And Rear Bushings) (Contains Front And Rear Bushings)	Upper Lower	K5161 K5161	2 2	R310 R310

CADILLAC-Allante

FRONT SUSPENSION

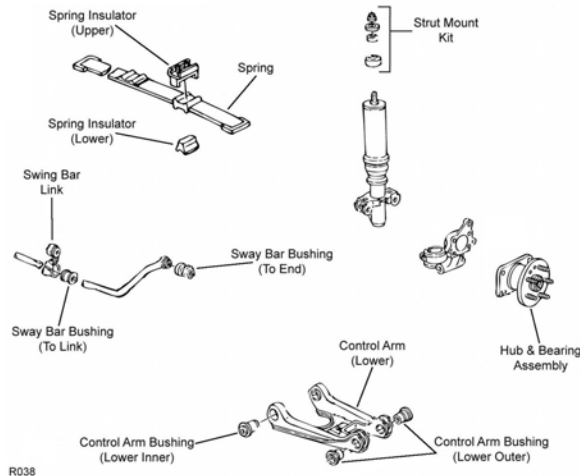


F018

FRONT SUSPENSION (Cont.)					
Year	Model/Application	Part	P/C Qty	Figure	
Ball Joint					
1990-1987	(Powdered Metal Gusher Brg. For Better Lubrication)	Lower	K5303 ‡	2	F018
Control Arm Bushing					
1990-1987		Lower	K5298	2	F018
Strut Bearing					
1990-1987	Except Electronic Suspension	Upper	K6436	2	F018
Strut Mount					
1990-1987	Except Electric Adjustable Suspension, (Contains Insulator And Bearing)		K6450	2	F018
Strut Rod Bushing Kit					
1990-1987	(Contains Thermoplastic Bushing) (Standard Design)		K6484 ‡ K6441	1 1	F018 F018
Sway Bar Bushing					
1990-1987	19mm Sway Bar Diameter	To Frame	K6673	1	F018
	21mm Sway Bar Diameter	To Frame	K6674	1	F018
	29mm Sway Bar Diameter	To Frame	K6675	1	F018
	31mm Sway Bar Diameter	To Frame	K6676	1	F018
Sway Bar Link					
1990	(Powdered Metal Gusher Brg. For Better Lubrication)		K5334 ‡	2	F018
Sway Bar Repair Kit					
1989-1987	(Heavy Duty Design) (Standard Design) 5.5" Length, (Includes Polyurethane Bushings And Solid Metal Sleeve For Enhanced Performance. Barrel Nut Allows For Easier Installation.)		K8989 ‡ K5255 K700528 ‡	2 2 2	F018 F018 F018
Wheel Hub & Bearing Assembly					
1990-1987			513016-K	2	
STEERING					
<p>The diagram shows an exploded view of steering components. At the top left is a Tie Rod End (Outer) with a ball joint. Below it is an R&P Boot Kit. In the center is a long steering rack with an Insulator Bushing. To the right is an R&P Unit. Below the rack are two Tie Rod End (Inner) components. At the bottom right is another R&P Boot Kit and a Tie Rod End (Outer) with a ball joint.</p>					
S028					
Year	Model/Application	Part	P/C Qty	Figure	
Rack & Pinion Boot Kit					
1990-1987			K6298	2	S028
Steering Rack Insulator Bushing					
1990-1987		Right	K5291	1	S028
Tie Rod End					
1990-1987	(Powdered Metal Gusher Brg. For Better Lubrication) (Full Ball Stud Provides 360 Degrees Of Smooth Rotation)	Outer Inner	ES2907RL ‡ EV116 ‡	2 2	S028 S028

CADILLAC-Allante (Cont.)

REAR SUSPENSION

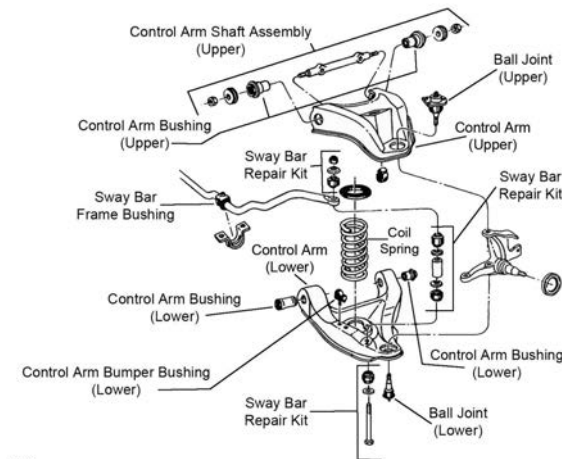


R038

Year	Model/Application	Part	P/C Qty	Figure
Control Arm Bushing				
1990-1987	(Contains Both Inner To Frame) (Contains Both Outer Bushings To Knuckle)	Lower Inner Lower Outer	2 2	R038 R038
Strut Mount				
1990-1987		Upper	2	R038
Wheel Hub & Bearing Assembly				
1990-1987		513041	2	

CADILLAC-Brougham

FRONT SUSPENSION



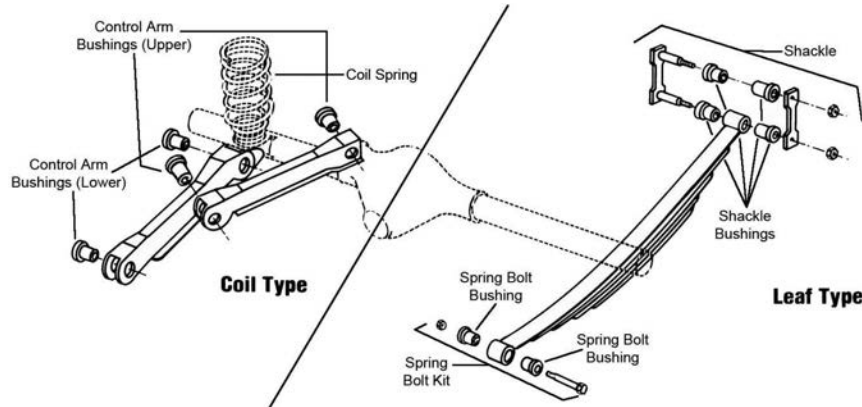
F188

Year	Model/Application	Part	P/C Qty	Figure
Ball Joint				
1990-1987	(Powdered Metal Gusher Brg. For Better Lubrication) Armored Vehicles, (Powdered Metal Gusher Brg. For Better Lubrication) Except Armored Vehicles, (Powdered Metal Gusher Brg. For Better Lubrication)	Upper Lower Lower	2 2 2	F188 F188 F188
Control Arm Bumper Bushing				
1990-1987		Lower	2	F188
Control Arm Bushing				
1990-1987		Lower Rear Lower Front	2 2	F188 F188
Control Arm Bushing Set				
1990-1987	(Contains Front And Rear Bushings) (Contains Front And Rear Bushings, Standard Design) (Contains Front And Rear Bushings)	Upper Upper Lower	1 1 2	F188 F188 F188

FRONT SUSPENSION (Cont.)				
Year	Model/Application	Part	P/C Qty	Figure
Control Arm Shaft Assembly				
1990-1987	(Provides Additional Positive(+) Camber Adjustment, Offset Shaft Kit, Design Allows Ease Of Installation)	Upper	K6210 ‡	2 F188
Control Arm with Ball Joint				
1990-1987	(Contains Bushing, Powdered Metal Gusher Brg. For Better Lubrication)	Left Lower	CK620168 ‡	1 F188
	(R-Series)	Left Lower	RK620168	1 F188
	(Contains Bushing, Powdered Metal Gusher Brg. For Better Lubrication)	Right Lower	CK620169 ‡	1 F188
	(R-Series)	Right Lower	RK620169	1 F188
Sway Bar Bushing				
1990-1987	1" Sway Bar Diameter	To Frame	K6451	1 F188
	1-1/4" Sway Bar Diameter, (Split Design For Easier Installation)	To Frame	K6455 ‡	1 F188
	1-1/8" Sway Bar Diameter	To Frame	K6453	1 F188
	1-3/16" Sway Bar Diameter	To Frame	K5248	1 F188
Sway Bar Repair Kit				
1990-1987	(Heavy Duty Design)		K6630 ‡	2 F188
	(Includes Polyurethane Bushings And Solid Metal Sleeve For Enhanced Performance. Barrel Nut Allows For Easier Installation.)		K700532 ‡	2 F188
	(Standard Design)		K5252	2 F188
STEERING				
<p>S335</p>				
Year	Model/Application	Part	P/C Qty	Figure
Center Link				
1990-1987	Armored Vehicles, (Powdered Metal Gusher Brg. For Better Lubrication)		DS1148 ‡	1 S335
	Except Armored Vehicles, (Powdered Metal Gusher Brg. For Better Lubrication)		DS1116 ‡	1 S335
Idler Arm				
1990-1987	(Powdered Metal Gusher Brg. For Better Lubrication)		K6187T ‡	1 S335
Steering Damper Cylinder				
1990-1987	Original Equipment Steering Damper	Front	SSD77	1 S335
Tie Rod Adjusting Sleeve				
1990-1987			ES2004S	2 S335
Tie Rod End				
1990-1987	Armored Vehicles, (Includes Sunoloy-Coated Metal Bearing To Combine Durability With Smooth Stud Swing)	Outer	ES2105RL ‡	2 S335
	Armored Vehicles, (Powdered Metal Gusher Brg. For Better Lubrication)	Inner	ES2047RL ‡	2 S335
	Except Armored Vehicles, (Powdered Metal Gusher Brg. For Better Lubrication)	Outer	ES2019RLT ‡	2 S335
	Except Armored Vehicles, (Powdered Metal Gusher Brg. For Better Lubrication)	Inner	ES2020RLT ‡	2 S335

CADILLAC-Brougham (Cont.)

REAR SUSPENSION

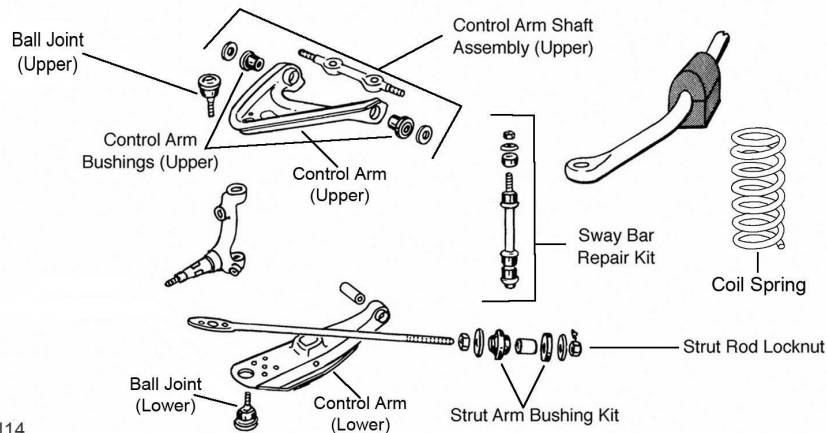


R310

Year	Model/Application	Part	P/C Qty	Figure
Control Arm Bushing				
1990-1987		Upper	K6111	2 R310
Control Arm Bushing Set				
1990-1987	(Contains Front And Rear Bushings)	Lower	K6116	2 R310

CADILLAC-Calais

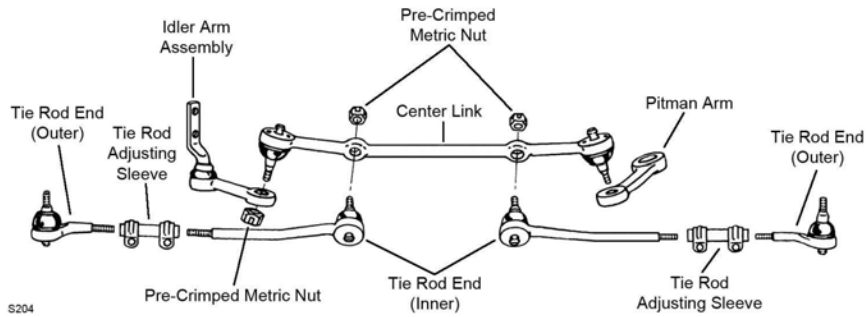
FRONT SUSPENSION



F114

Year	Model/Application	Part	P/C Qty	Figure
Ball Joint				
1976-1970	(Powdered Metal Gusher Brg. For Better Lubrication)	Lower	K5249 ‡	2 F114
1976-1965	(Powdered Metal Gusher Brg. For Better Lubrication)	Left Upper	K5202 ‡	1 F114
	(Powdered Metal Gusher Brg. For Better Lubrication)	Right Upper	K5200 ‡	1 F114
1969-1965	(Powdered Metal Gusher Brg. For Better Lubrication)	Lower	K5073 ‡	2 F114
Control Arm Bushing				
1976-1970		Lower	K5206	2 F114
1976-1969	(Contains Front And Rear Bushings)	Upper	K5187	4 F114
1969-1965		Lower	K5155	2 F114
1968-1965	1.437" Outside Diameter, (Contains Front And Rear Bushings)	Upper	K5187	4 F114
	1.500" Outside Diameter, (Contains Front And Rear Bushings)	Upper	K426	2 F114
Strut Rod Bushing				
1976-1965	(Improved Design)		K5184	1 F114
Sway Bar Bushing				
1975-1965		To Frame	K5243	1 F114
Sway Bar Repair Kit				
1976-1965	(Heavy Duty Design)		K6629 ‡	2 F114
	(Includes Polyurethane Bushings And Solid Metal Sleeve For Enhanced Performance. Barrel Nut Allows For Easier Installation.)		K700535 ‡	2 F114
	(Standard Design)		K8266	2 F114

STEERING

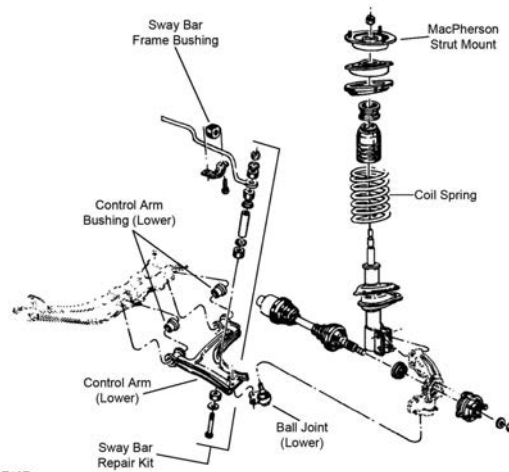


S204

Year	Model/Application	Part	P/C Qty	Figure	
Tie Rod Adjusting Sleeve					
1976-1965		ES2004S	2	S204	
Tie Rod End					
1976-1971	(Powdered Metal Gusher Brg. For Better Lubrication)	Inner	DS792 ‡	2	S204
1976-1970	(Includes Sunoloy-Coated Metal Bearing To Combine Durability With Smooth Stud Swing)	Outer	ES396RL ‡	2	S204
1969-1965	(Powdered Metal Gusher Brg. For Better Lubrication)	Outer	ES314RL ‡	2	S204

Cimarron-CADILLAC

FRONT SUSPENSION



F187

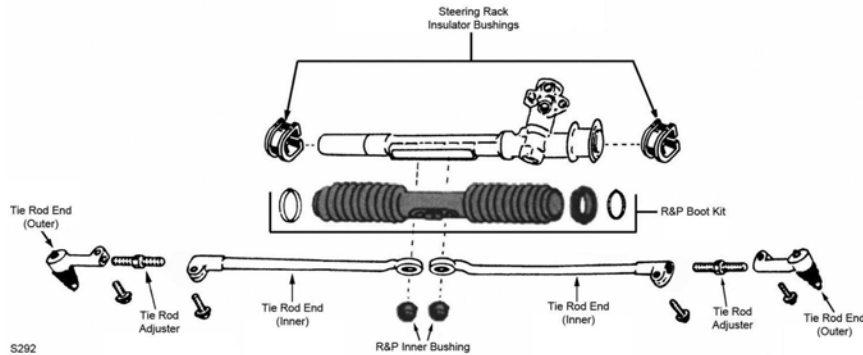
Year	Model/Application	Part	P/C Qty	Figure	
Ball Joint					
1988-1982	(Powdered Metal Gusher Brg. For Better Lubrication)	Lower	K5273 ‡	2	F187
Control Arm Bushing					
1988-1982		Lower Front	K6284	1	F187
Control Arm Bushing Set					
1988-1987	(Contains Front And Rear Bushings)	Lower	K6351	2	F187
Control Arm with Ball Joint					
1988-1982	(Contains Bushings)	Left Lower	CK620662 ‡	1	F187
	(R-Series)	Left Lower	RK620662	1	F187
	(Contains Bushings)	Right Lower	CK620663 ‡	1	F187
	(R-Series)	Right Lower	RK620663	1	F187
Strut Bumper Bellows					
1988-1982	(Contains Bumper)		K90463	2	F187
Strut Mount					
1988-1982	(Contains Bearing)		K6563	2	F187
Strut Spring Seat					
1988-1982		Lower	K5346	2	F187
1987-1982	(Contains Isolators)	Upper	K6634	2	F187

CADILLAC-Cimarron (Cont.)

FRONT SUSPENSION (Cont.)

Year	Model/Application	Part	P/C Qty	Figure
Sway Bar Bushing				
1988-1986	22mm Sway Bar Diameter	To Frame	K6397	1 F187
	24mm Sway Bar Diameter	To Frame	K6398	1 F187
	26mm Sway Bar Diameter	To Frame	K6399	1 F187
	30mm Sway Bar Diameter	To Frame	K6401	1 F187
1988-1984	28mm Sway Bar Diameter	To Frame	K6400	1 F187
1985-1984	22mm Sway Bar Diameter	To Frame	K6275	1 F187
	30mm Sway Bar Diameter	To Frame	K6278	1 F187
1983-1982	24mm Sway Bar Diameter	To Frame	K6280	1 F187
	28mm Sway Bar Diameter	To Frame	K6281	1 F187
Sway Bar Repair Kit				
1988-1982	(Heavy Duty Design) (Includes Polyurethane Bushings And Solid Metal Sleeve For Enhanced Performance. Barrel Nut Allows For Easier Installation.) (Standard Design)		K6630 ‡	2 F187
			K700532 ‡	2 F187
			K5252	2 F187
Wheel Hub & Bearing Assembly				
1988-1984		513017-K	2	

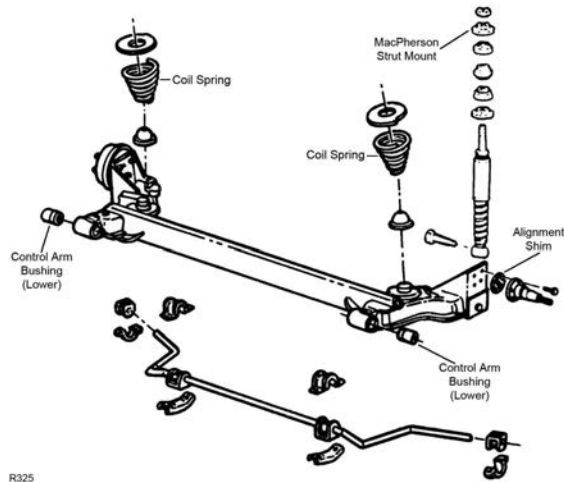
STEERING



S292

Year	Model/Application	Part	P/C Qty	Figure
Rack & Pinion Boot Kit				
1988-1987	Center	K6338	1	S292
Steering Rack Insulator Bushing				
1988-1987	(Contains Left And Right Bushings)	K6337	1	S292
Tie Rod Adjuster				
1988-1982	(Fluted Design Avoids Corrosion)	ES3088S ‡	2	S292
Tie Rod Adjusting Sleeve				
1988-1982	(OEM Type)	ES3088SP	2	S292
Tie Rod End				
1988-1982	(Powdered Metal Gusher Brg. For Better Lubrication) (Powdered Metal Gusher Brg. For Better Lubrication) (Design Allows Ease Of Installation) (Design Allows Ease Of Installation)	Left Outer	ES2217R ‡	1 S292
		Right Outer	ES2216R ‡	1 S292
		Left Inner	ES3371 ‡	1 S292
		Right Inner	ES3372 ‡	1 S292
Tie Rod End Bushing Kit				
1988-1982	(2 Piece Design, Bolts And Washers Not Included, Design Allows Ease Of Installation) (2 Piece Design, Contains Lock Plate, Bolts, And Washers, Design Allows Ease Of Installation) (Standard Design, 1 Piece Design)	Inner	K6531 ‡	1 S292
		Inner	K6677 ‡	1 S292
		Inner	EV119	1 S292

REAR SUSPENSION



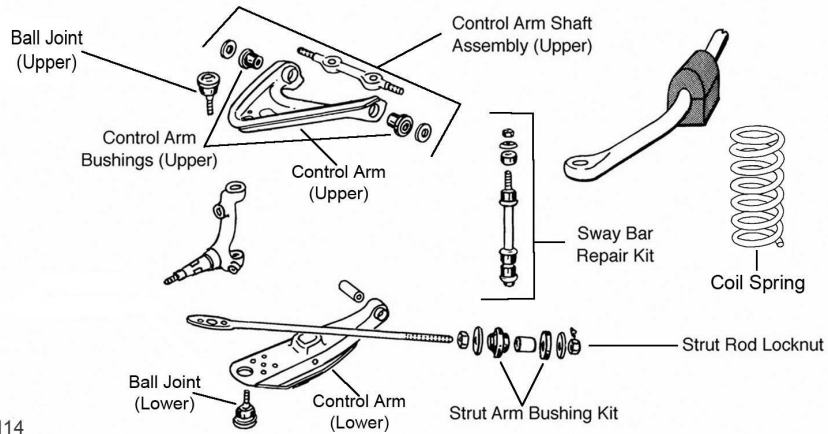
R325

R325

Year	Model/Application	Part	P/C Qty	Figure
Control Arm Bushing				
1988-1982	Lower	K6288	2	R325
Shock Mount				
1988-1982		K6353	2	R325
Wheel Hub & Bearing Assembly				
1988-1982		513012	2	

Commercial Chassis-CADILLAC

FRONT SUSPENSION

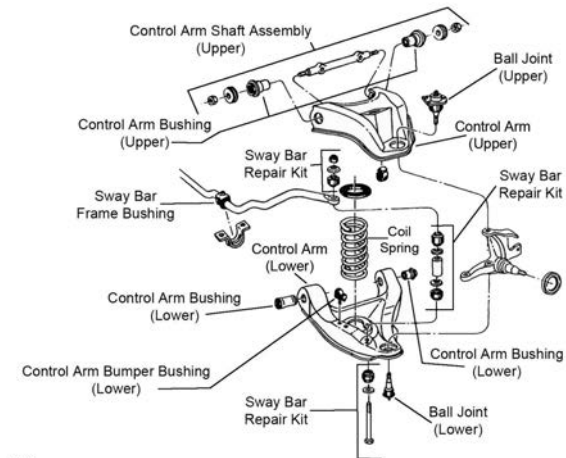


F114

F114

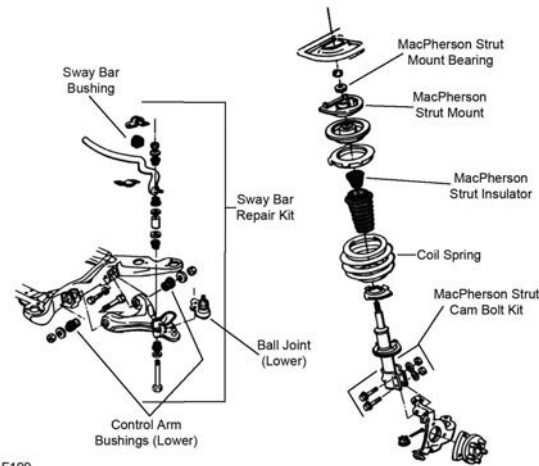
CADILLAC-Commercial Chassis (Cont.)

FRONT SUSPENSION (Cont.)



F188

F188



F199

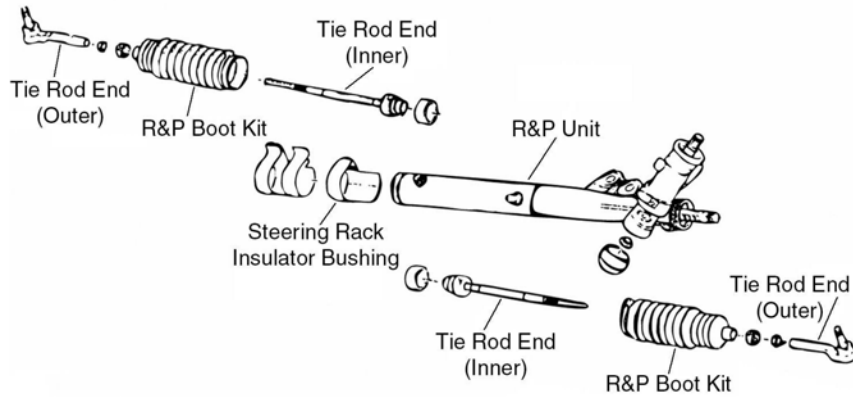
F199

Year	Model/Application	Part	P/C Qty	Figure
Ball Joint				
1990-1985	(Powdered Metal Gusher Brg. For Better Lubrication)	Lower	K5295 ‡	2 F199
1984-1977	(Powdered Metal Gusher Brg. For Better Lubrication)	Upper	K5208 ‡	2 F188
1982-1977	(Powdered Metal Gusher Brg. For Better Lubrication)	Lower	K6141 ‡	2 F188
1976	(Powdered Metal Gusher Brg. For Better Lubrication)	Left Upper	K5202 ‡	1 F114
	(Powdered Metal Gusher Brg. For Better Lubrication)	Right Upper	K5200 ‡	1 F114
	(Powdered Metal Gusher Brg. For Better Lubrication)	Lower	K5249 ‡	2 F114
Control Arm Bumper Bushing				
1984-1977		Lower	K6606	2 F188
Control Arm Bushing				
1984-1977		Lower Rear	K5262	2 F188
		Lower Front	K3113	2 F188
1976	(Contains Front And Rear Bushings)	Upper	K5187	4 F114
		Lower	K5206	2 F114
Control Arm Bushing Set				
1990-1985	(Contains Front And Rear Bushings)	Lower	K6285	2 F199
1984-1980	(Contains Front And Rear Bushings)	Upper	K6409 ‡	1 F188
	(Contains Front And Rear Bushings, Standard Design)	Upper	K6198	1 F188
	(Contains Front And Rear Bushings)	Lower	K6109	2 F188
Control Arm Shaft Assembly				
1984-1980	(Provides Additional Positive(+) Camber Adjustment, Offset Shaft Kit, Design Allows Ease Of Installation)	Upper	K6210 ‡	2 F188
1979-1977	(Provides Additional Positive(+) Camber Adjustment, Offset Shaft Kit, Design Allows Ease Of Installation)	Upper	K6146 ‡	2 F188
Strut Bearing				
1990-1987		Upper	K6436	2 F199

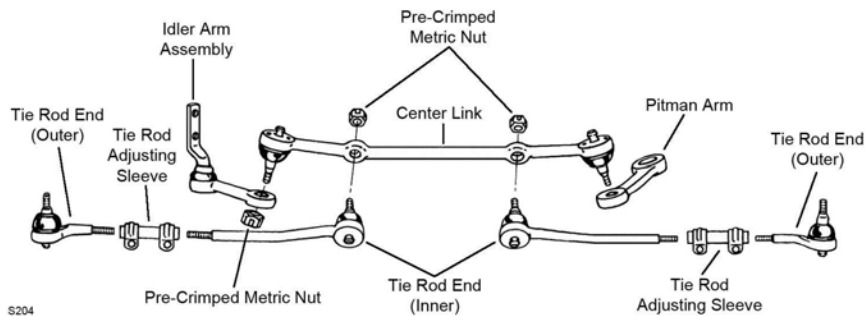
FRONT SUSPENSION (Cont.)

Year	Model/Application	Part	P/C Qty	Figure
Strut Bumper Bellows				
1990-1985	Front Wheel Drive, (Contains Bumper)	K90464	2	F199
Strut Mount				
1990-1985	Front Wheel Drive, (Contains Bearing, Contains Insulator)	K6448	2	F199
Strut Rod Bushing				
1977-1976	(Improved Design)	K5184	1	F114
Strut Spring Seat				
1990-1987	Front Wheel Drive, (Contains Insulator)	Upper K5344	2	F199
1990-1985	Front Wheel Drive, (Contains Insulator)	Lower K6703	2	F199
Sway Bar Bushing				
1990-1985	28mm Sway Bar Diameter	To Frame K5326	1	F199
	30mm Sway Bar Diameter	To Frame K5327	1	F199
	32mm Sway Bar Diameter	To Frame K5329	1	F199
	34mm Sway Bar Diameter	To Frame K5332	1	F199
Sway Bar Repair Kit				
1990-1985	(Heavy Duty Design) (Standard Design) 5.5" Length, (Includes Polyurethane Bushings And Solid Metal Sleeve For Enhanced Performance. Barrel Nut Allows For Easier Installation.)	K8989 ‡ K5255 K700528 ‡	2 2 2	F199 F199 F199
Wheel Hub & Bearing Assembly				
1990-1985		513016-K	2	

STEERING



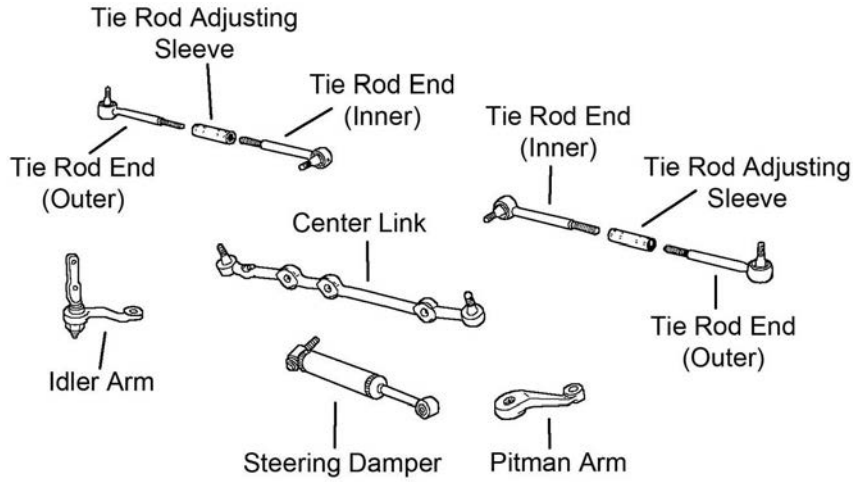
S028



S204

CADILLAC-Commercial Chassis (Cont.)

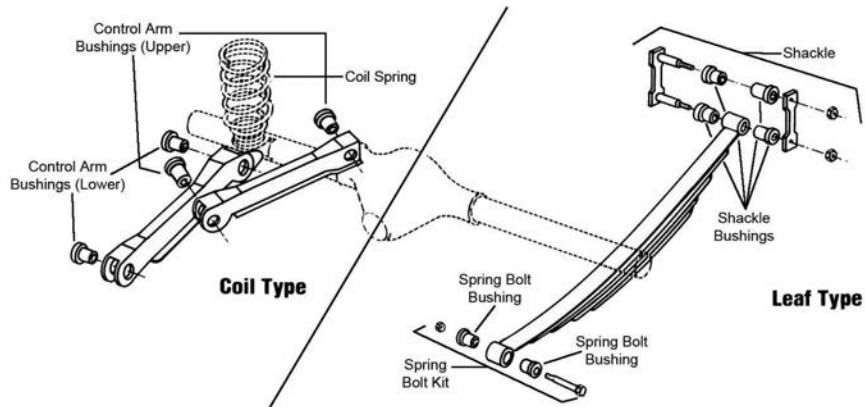
STEERING (Cont.)



S335

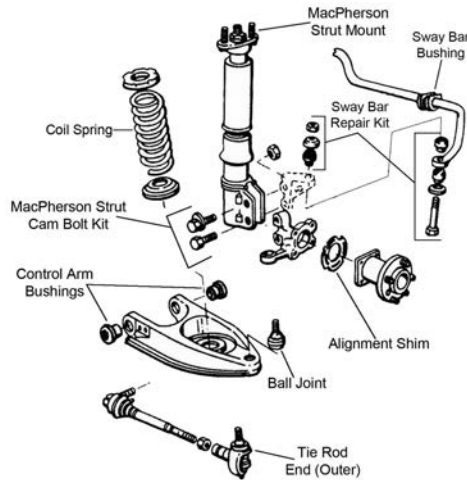
Year	Model/Application	Part	P/C Qty	Figure
Center Link				
1984-1977	(Powdered Metal Gusher Brg. For Better Lubrication)	DS1148 ‡	1	S335
Rack & Pinion Boot Kit				
1990-1985		K6298	2	S028
Steering Rack Insulator Bushing				
1990-1985		Right K5291	1	S028
Tie Rod Adjusting Sleeve				
1984-1977		ES2004S	2	S335
1976		ES2004S	2	S204
Tie Rod End				
1990-1985	(Powdered Metal Gusher Brg. For Better Lubrication) (Full Ball Stud Provides 360 Degrees Of Smooth Rotation)	Outer ES2261RL ‡ Inner EV116 ‡	2 2	S028 S028
1984-1977	(Includes Sunoloy-Coated Metal Bearing To Combine Durability With Smooth Stud Swing) (Powdered Metal Gusher Brg. For Better Lubrication)	Outer ES2105RL ‡ Inner ES2047RL ‡	2 2	S335 S335
1976	(Includes Sunoloy-Coated Metal Bearing To Combine Durability With Smooth Stud Swing)	Outer ES396RL ‡	2	S204

REAR SUSPENSION



R310

REAR SUSPENSION (Cont.)

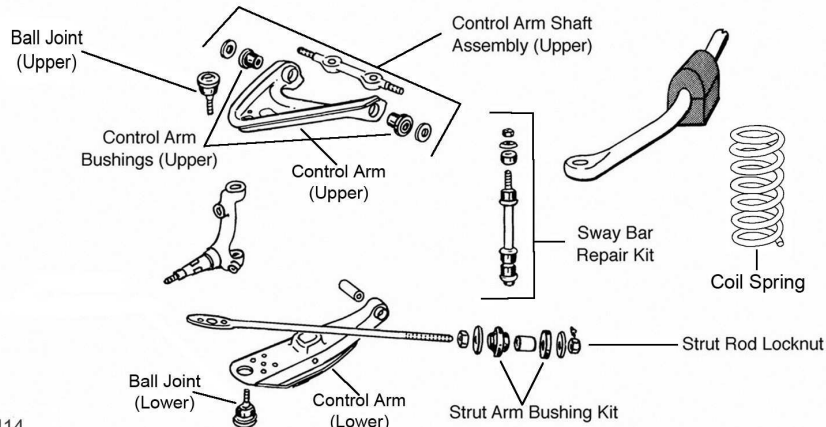


R340

Year	Model/Application	Part	P/C Qty	Figure
Ball Joint				
1990-1985	(Powdered Metal Gusher Brg. For Better Lubrication)	Lower	K5297 ‡	2 R340
Control Arm Bushing Set				
1990-1985	(Contains Front And Rear Bushings)	Lower	K5296	2 R340
Leaf Spring Bushing				
1976		Fixed End	K200946	4 R310
Leaf Spring Shackle Bushing				
1976			K200946	8 R310
Strut Bumper Bellows				
1990-1985	(Contains Bumper)		K90463	2 R340
Strut Mount				
1990-1985			K6404	2 R340
Sway Bar Repair Kit				
1990-1985		To End	K5315	2 R340
Tie Rod End				
1990-1985	(Powdered Metal Gusher Brg. For Better Lubrication)	Outer	ES2500RL ‡	2 R340
Wheel Hub & Bearing Assembly				
1990-1987	4 Wheel ABS		513041	2
1990-1985	Non ABS		513018	2

Deville Series-CADILLAC

FRONT SUSPENSION

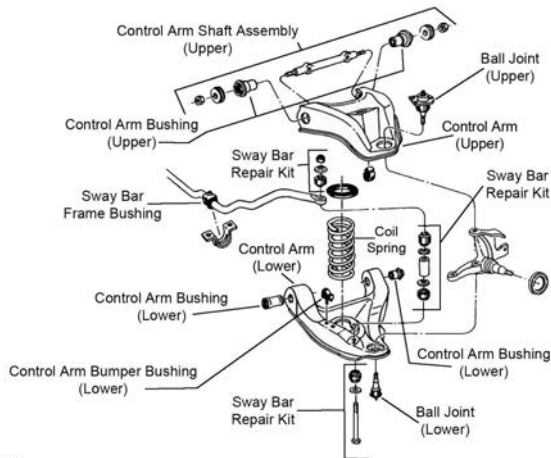


F114

F114

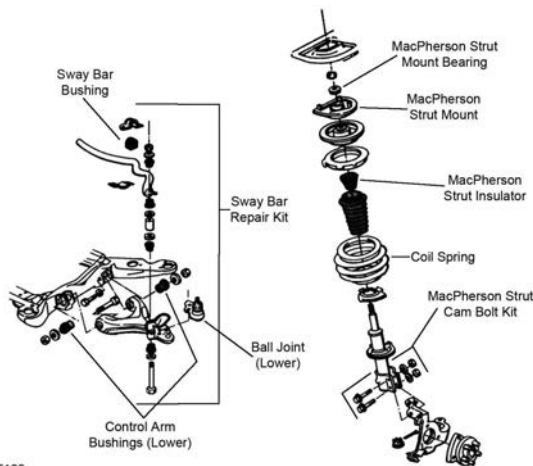
CADILLAC-Deville Series (Cont.)

FRONT SUSPENSION (Cont.)



F188

F188



F199

F199

Year	Model/Application	Part	P/C Qty	Figure	
Coupe DeVille					
Ball Joint					
1984-1977	(Powdered Metal Gusher Brg. For Better Lubrication)	Upper	K5208 ‡	2	F188
	Except Short Sill Cowl, (Powdered Metal Gusher Brg. For Better Lubrication)	Lower	K6145T ‡	2	F188
	Short Sill Cowl, (Powdered Metal Gusher Brg. For Better Lubrication)	Lower	K6141 ‡	2	F188
1976-1970	(Powdered Metal Gusher Brg. For Better Lubrication)	Lower	K5249 ‡	2	F114
1976-1961	(Powdered Metal Gusher Brg. For Better Lubrication)	Left Upper	K5202 ‡	1	F114
	(Powdered Metal Gusher Brg. For Better Lubrication)	Right Upper	K5200 ‡	1	F114
1969-1961	(Powdered Metal Gusher Brg. For Better Lubrication)	Lower	K5073 ‡	2	F114
Control Arm Bumper Bushing					
1984-1977		Lower	K6606	2	F188
Control Arm Bushing					
1984-1977		Lower Rear	K5262	2	F188
		Lower Front	K3113	2	F188
1976-1970		Lower	K5206	2	F114
1976-1969	(Contains Front And Rear Bushings)	Upper	K5187	4	F114
1969-1961		Lower	K5155	2	F114
1968-1961	1-1/2" Outside Diameter, (Contains Front And Rear Bushings)	Upper	K426	2	F114
	1-7/16" Outside Diameter, (Contains Front And Rear Bushings)	Upper	K5187	4	F114
Control Arm Bushing Set					
1984-1980	(Contains Front And Rear Bushings)	Upper	K6409 ‡	1	F188
	(Contains Front And Rear Bushings, Standard Design)	Upper	K6198	1	F188
1984-1977	(Contains Front And Rear Bushings)	Lower	K6109	2	F188
1979-1977		Upper	K6144	2	F188

(Cont.) Deville Series-CADILLAC

FRONT SUSPENSION (Cont.)				
Year	Model/Application	Part	P/C Qty	Figure
Coupe DeVille				
Control Arm Shaft Assembly				
1984-1980	(Provides Additional Positive(+) Camber Adjustment, Offset Shaft Kit, Design Allows Ease Of Installation)	Upper	K6210 ‡	2 F188
1979-1977	(Provides Additional Positive(+) Camber Adjustment, Offset Shaft Kit, Design Allows Ease Of Installation)	Upper	K6146 ‡	2 F188
Control Arm with Ball Joint				
1984-1980	(Contains Bushing, Powdered Metal Gusher Brg. For Better Lubrication) (R-Series)	Left Lower Left Lower	CK620168 ‡ RK620168	1 F188 1 F188
Strut Rod Bushing				
1976-1965	(Improved Design)		K5184	1 F114
Sway Bar Bushing				
1984-1977	1-9/64" Sway Bar Diameter	To Frame	K6161	1 F188
1976-1966		To Frame	K5243	1 F114
1963-1961		To Frame	K5242	1 F114
Sway Bar Repair Kit				
1984-1977	(Heavy Duty Design) (Includes Polyurethane Bushings And Solid Metal Sleeve For Enhanced Performance. Barrel Nut Allows For Easier Installation.) (Standard Design)		K6630 ‡ K700532 ‡ K5252	2 F188 2 F188 2 F188
1976-1965	(Heavy Duty Design) (Includes Polyurethane Bushings And Solid Metal Sleeve For Enhanced Performance. Barrel Nut Allows For Easier Installation.) (Standard Design)		K6629 ‡ K700535 ‡ K8266	2 F114 2 F114 2 F114
1964	(Includes Polyurethane Bushings And Solid Metal Sleeve For Enhanced Performance. Barrel Nut Allows For Easier Installation.)		K700533 ‡	2 F114
1964-1961	(Standard Design)		K447	2 F114
1962	(Includes Polyurethane Bushings And Solid Metal Sleeve For Enhanced Performance. Barrel Nut Allows For Easier Installation.)		K700533 ‡	2 F114
1960-1958	7-1/4" Length, (Includes Polyurethane Bushings And Solid Metal Sleeve For Enhanced Performance. Barrel Nut Allows For Easier Installation.)		K700538 ‡	2
1960-1957	(OEM Type) (Optional Performance)		K5254 K8988	2 2
1956	(Standard Design) 6-1/2" Length, (Includes Polyurethane Bushings And Solid Metal Sleeve For Enhanced Performance. Barrel Nut Allows For Easier Installation.)		K6217 K700534 ‡	2 2
1955	From Chassis Serial Number 75299, (Standard Design) From Chassis Serial Number 75299, 6-1/2" Length, (Includes Polyurethane Bushings And Solid Metal Sleeve For Enhanced Performance. Barrel Nut Allows For Easier Installation.)		K6217 K700534 ‡	2 2
DeVille				
Ball Joint				
1990-1985	(Powdered Metal Gusher Brg. For Better Lubrication)	Lower	K5295 ‡	2 F199
Control Arm				
1988-1985	(R-Series) (R-Series)	Left Lower Right Lower	RK641465 RK641464	1 F199 1 F199
Control Arm Bushing Set				
1990-1985	(Contains Front And Rear Bushings)	Lower	K6285	2 F199
Strut Bearing				
1990-1987		Upper	K6436	2 F199
Strut Bumper Bellows				
1990-1985	(Contains Bumper)		K90464	2 F199
Strut Mount				
1990-1985	(Contains Bearing, Contains Insulator)		K6448	2 F199
Strut Spring Seat				
1990-1987	(Contains Insulator)	Upper	K5344	2 F199
1990-1985	(Contains Insulator)	Lower	K6703	2 F199
Sway Bar Bushing				
1990-1985	28mm Sway Bar Diameter	To Frame	K5326	1 F199
	30mm Sway Bar Diameter	To Frame	K5327	1 F199
	32mm Sway Bar Diameter	To Frame	K5329	1 F199
	34mm Sway Bar Diameter	To Frame	K5332	1 F199
Sway Bar Repair Kit				
1990-1985	(Heavy Duty Design)		K8989 ‡	2 F199

CADILLAC-Deville Series (Cont.)

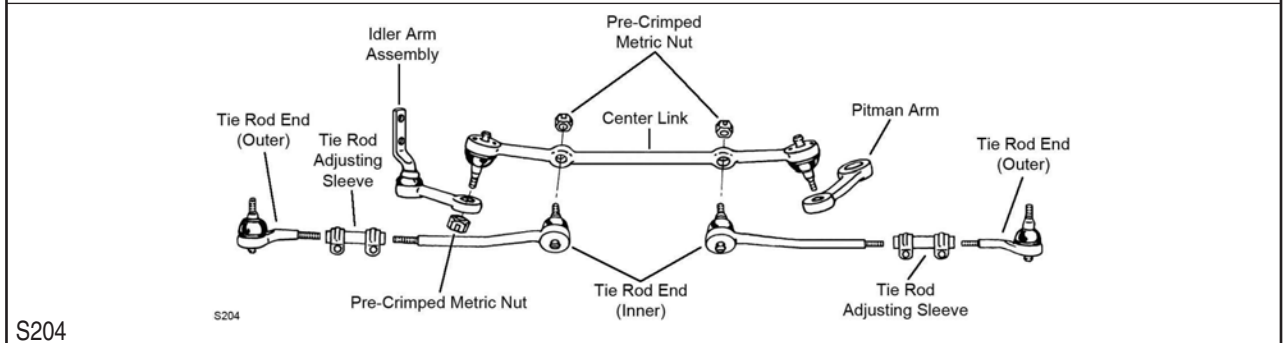
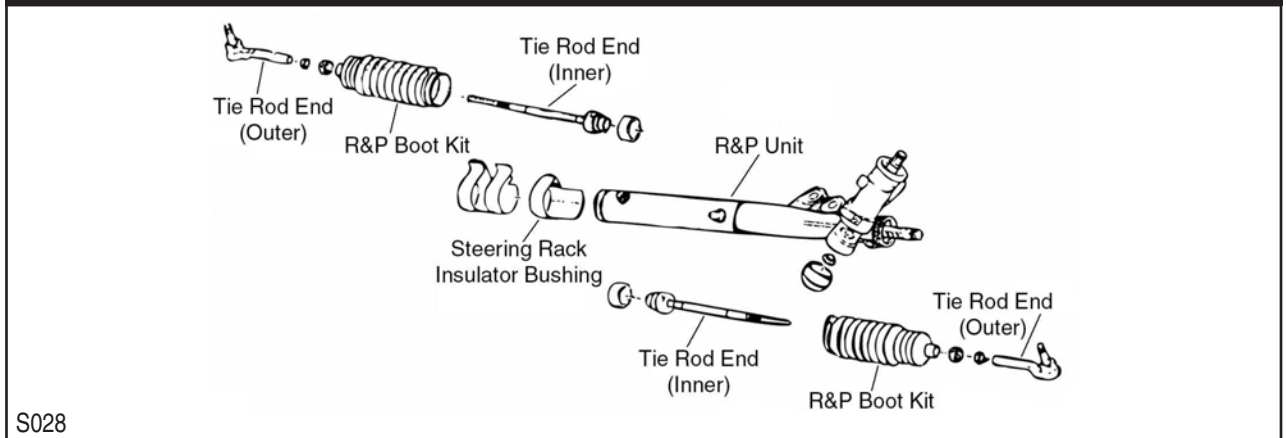
FRONT SUSPENSION (Cont.)

Year	Model/Application	Part	P/C Qty	Figure	
DeVille					
Sway Bar Repair Kit					
1990-1985 (Cont.)	(Standard Design)	K5255	2	F199	
	5.5" Length, (Includes Polyurethane Bushings And Solid Metal Sleeve For Enhanced Performance. Barrel Nut Allows For Easier Installation.)	K700528 ‡	2	F199	
Wheel Hub & Bearing Assembly					
1990-1985		513016-K	2		
Sedan DeVille					
Ball Joint					
1984-1977	(Powdered Metal Gusher Brg. For Better Lubrication)	Upper	K5208 ‡	2	F188
	Except Short Sill Cowl, (Powdered Metal Gusher Brg. For Better Lubrication)	Lower	K6145T ‡	2	F188
	Short Sill Cowl, (Powdered Metal Gusher Brg. For Better Lubrication)	Lower	K6141 ‡	2	F188
1976-1970	(Powdered Metal Gusher Brg. For Better Lubrication)	Lower	K5249 ‡	2	F114
1976-1961	(Powdered Metal Gusher Brg. For Better Lubrication)	Left Upper	K5202 ‡	1	F114
	(Powdered Metal Gusher Brg. For Better Lubrication)	Right Upper	K5200 ‡	1	F114
1969-1961	(Powdered Metal Gusher Brg. For Better Lubrication)	Lower	K5073 ‡	2	F114
Control Arm Bumper Bushing					
1984-1977		Lower	K6606	2	F188
Control Arm Bushing					
1984-1977		Lower Rear	K5262	2	F188
		Lower Front	K3113	2	F188
1976-1970		Lower	K5206	2	F114
1976-1969	(Contains Front And Rear Bushings)	Upper	K5187	4	F114
1969-1961		Lower	K5155	2	F114
1968-1961	1-1/2" Outside Diameter, (Contains Front And Rear Bushings)	Upper	K426	2	F114
	1-7/16" Outside Diameter, (Contains Front And Rear Bushings)	Upper	K5187	4	F114
Control Arm Bushing Set					
1984-1980	(Contains Front And Rear Bushings)	Upper	K6409 ‡	1	F188
	(Contains Front And Rear Bushings, Standard Design)	Upper	K6198	1	F188
1984-1977	(Contains Front And Rear Bushings)	Lower	K6109	2	F188
1979-1977		Upper	K6144	2	F188
Control Arm Shaft Assembly					
1984-1980	(Provides Additional Positive(+) Camber Adjustment, Offset Shaft Kit, Design Allows Ease Of Installation)	Upper	K6210 ‡	2	F188
1979-1977	(Provides Additional Positive(+) Camber Adjustment, Offset Shaft Kit, Design Allows Ease Of Installation)	Upper	K6146 ‡	2	F188
Control Arm with Ball Joint					
1984-1980	(Contains Bushing, Powdered Metal Gusher Brg. For Better Lubrication)	Left Lower	CK620168 ‡	1	F188
	(R-Series)	Left Lower	RK620168	1	F188
Strut Rod Bushing					
1976-1965	(Improved Design)		K5184	1	F114
Sway Bar Bushing					
1984-1977	1-9/64" Sway Bar Diameter	To Frame	K6161	1	F188
1976-1966		To Frame	K5243	1	F114
1962-1961		To Frame	K5242	1	F114
Sway Bar Repair Kit					
1984-1977	(Heavy Duty Design)		K6630 ‡	2	F188
	(Includes Polyurethane Bushings And Solid Metal Sleeve For Enhanced Performance. Barrel Nut Allows For Easier Installation.)		K700532 ‡	2	F188
	(Standard Design)		K5252	2	F188
1976-1965	(Heavy Duty Design)		K6629 ‡	2	F114
	(Includes Polyurethane Bushings And Solid Metal Sleeve For Enhanced Performance. Barrel Nut Allows For Easier Installation.)		K700535 ‡	2	F114
	(Standard Design)		K8266	2	F114
1964	(Includes Polyurethane Bushings And Solid Metal Sleeve For Enhanced Performance. Barrel Nut Allows For Easier Installation.)		K700533 ‡	2	F114
1964-1961	(Standard Design)		K447	2	F114
1962-1961	(Includes Polyurethane Bushings And Solid Metal Sleeve For Enhanced Performance. Barrel Nut Allows For Easier Installation.)		K700533 ‡	2	F114
1960-1958	7-1/4" Length, (Includes Polyurethane Bushings And Solid Metal Sleeve For Enhanced Performance. Barrel Nut Allows For Easier Installation.)		K700538 ‡	2	
1960-1957	(OEM Type)		K5254	2	

FRONT SUSPENSION (Cont.)

Year	Model/Application	Part	P/C Qty	Figure
Sedan DeVille				
Sway Bar Repair Kit				
1960-1957 (Cont.)	(Optional Performance)	K8988	2	
1956	(Standard Design) 6-1/2" Length, (Includes Polyurethane Bushings And Solid Metal Sleeve For Enhanced Performance. Barrel Nut Allows For Easier Installation.)	K6217 K700534 ‡	2 2	
1955	From Chassis Serial Number 75299, (Standard Design) From Chassis Serial Number 75299, 6-1/2" Length, (Includes Polyurethane Bushings And Solid Metal Sleeve For Enhanced Performance. Barrel Nut Allows For Easier Installation.)	K6217 K700534 ‡	2 2	

STEERING



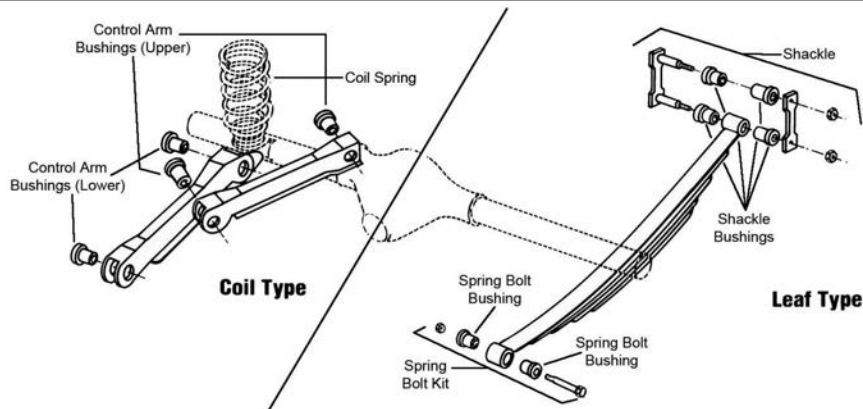
Year	Model/Application	Part	P/C Qty	Figure
Coupe DeVille				
Center Link				
1984-1977	Except Original Equipment Steering Damper, (Greaseable Socket Reduces Corrosion/Wear) Original Equipment Steering Damper, (Powdered Metal Gusher Brg. For Better Lubrication)	DS899 ‡ DS1116 ‡	1 1	S204 S204
Idler Arm				
1984-1979	(Powdered Metal Gusher Brg. For Better Lubrication)	K6187T ‡	1	S204
1978	12mm Bolts, (Powdered Metal Gusher Brg. For Better Lubrication) 7/16" Bolts, (Powdered Metal Gusher Brg. For Better Lubrication)	K6187T ‡ K6164 ‡	1 1	S204 S204
1977	(Powdered Metal Gusher Brg. For Better Lubrication)	K6164 ‡	1	S204
Steering Damper Cylinder				
1984-1977	Original Equipment Steering Damper	Front SSD77	1	
Tie Rod Adjusting Sleeve				
1984-1960		ES2004S	2	S204
Tie Rod End				
1984-1977	(Powdered Metal Gusher Brg. For Better Lubrication) (Powdered Metal Gusher Brg. For Better Lubrication)	Outer ES2019RLT ‡ Inner ES2020RLT ‡	2 2	S204 S204
1976-1971	(Powdered Metal Gusher Brg. For Better Lubrication)	Inner DS792 ‡	2	S204
1976-1970	(Includes Sunoloy-Coated Metal Bearing To Combine Durability With Smooth Stud Swing)	Outer ES396RL ‡	2	S204
1969-1963	(Powdered Metal Gusher Brg. For Better Lubrication)	Outer ES314RL ‡	2	S204
1964-1963	(Powdered Metal Gusher Brg. For Better Lubrication)	Inner ES671 ‡	2	S204

CADILLAC-Deville Series (Cont.)

STEERING (Cont.)

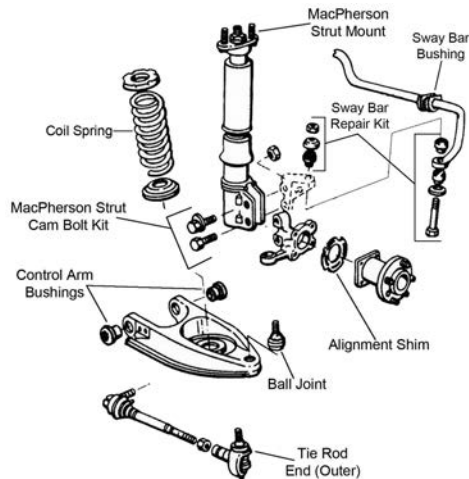
Year	Model/Application	Part	P/C Qty	Figure
DeVilLe				
Rack & Pinion Boot Kit				
1990-1985		K6298	2	S028
Steering Rack Insulator Bushing				
1990-1985		Right K5291	1	S028
Tie Rod End				
1990-1985	(Powdered Metal Gusher Brg. For Better Lubrication) (Full Ball Stud Provides 360 Degrees Of Smooth Rotation)	Outer ES2261RL ‡ Inner EV116 ‡	2 2	S028 S028
Sedan DeVilLe				
Center Link				
1984-1980	Except Original Equipment Steering Damper, (Greaseable Socket Reduces Corrosion/Wear)	DS899 ‡	1	S204
1984-1977	Original Equipment Steering Damper, (Powdered Metal Gusher Brg. For Better Lubrication)	DS1116 ‡	1	S204
1979-1978	Except Original Equipment Steering Damper, (Contains New Pre-Crimped Metric Nuts, Greaseable Socket Reduces Corrosion/Wear)	DS899 ‡	1	S204
1977	Except Original Equipment Steering Damper, (Greaseable Socket Reduces Corrosion/Wear)	DS899 ‡	1	S204
Idler Arm				
1984-1979	(Powdered Metal Gusher Brg. For Better Lubrication)	K6187T ‡	1	S204
1978	12mm Bolts, (Powdered Metal Gusher Brg. For Better Lubrication) 7/16" Bolts, (Powdered Metal Gusher Brg. For Better Lubrication)	K6187T ‡ K6164 ‡	1 1	S204 S204
1977	(Powdered Metal Gusher Brg. For Better Lubrication)	K6164 ‡	1	S204
Steering Damper Cylinder				
1984-1977	Original Equipment Steering Damper	Front SSD77	1	
Tie Rod Adjusting Sleeve				
1984-1960		ES2004S	2	S204
Tie Rod End				
1984-1977	(Powdered Metal Gusher Brg. For Better Lubrication) (Powdered Metal Gusher Brg. For Better Lubrication)	Outer ES2019RLT ‡ Inner ES2020RLT ‡	2 2	S204 S204
1976-1971	(Powdered Metal Gusher Brg. For Better Lubrication)	Inner DS792 ‡	2	S204
1976-1970	(Includes Sunoloy-Coated Metal Bearing To Combine Durability With Smooth Stud Swing)	Outer ES396RL ‡	2	S204
1969-1963	(Powdered Metal Gusher Brg. For Better Lubrication)	Outer ES314RL ‡	2	S204
1964-1963	(Powdered Metal Gusher Brg. For Better Lubrication)	Inner ES671 ‡	2	S204

REAR SUSPENSION



R310

REAR SUSPENSION (Cont.)

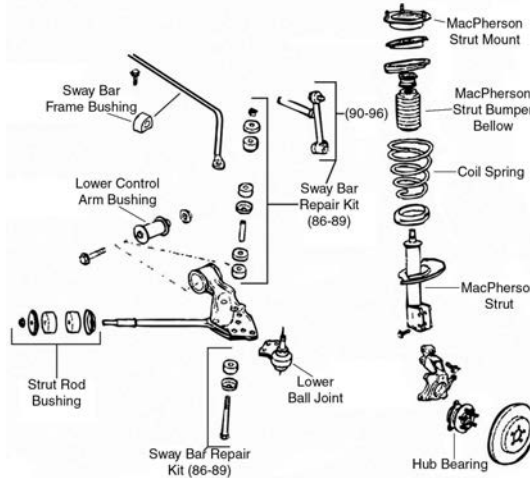


R340

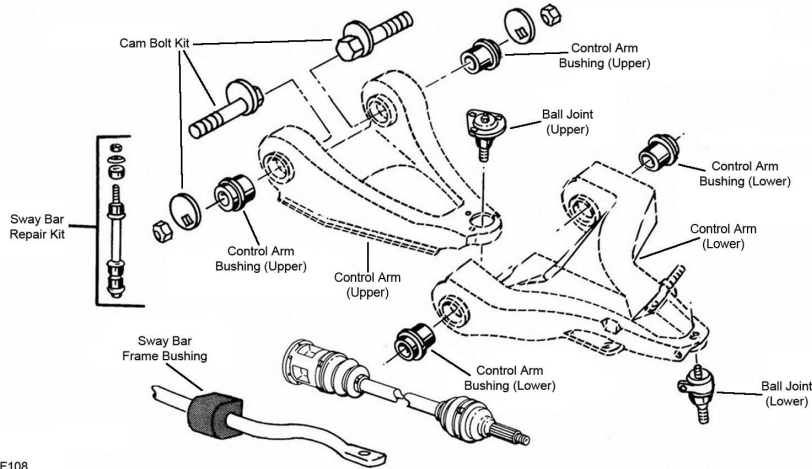
Year	Model/Application	Part	P/C Qty	Figure
Coupe DeVille				
Control Arm Bushing				
1984-1977		Upper	K6111	2 R310
Control Arm Bushing Set				
1984-1977	(Contains Front And Rear Bushings)	Lower	K6116	2 R310
DeVille				
Ball Joint				
1990-1985	(Powdered Metal Gusher Brg. For Better Lubrication)	Lower	K5297 ‡	2 R340
Control Arm Bushing Set				
1990-1985	(Contains Front And Rear Bushings)	Lower	K5296	2 R340
Strut Assembly				
1990-1985	Front Wheel Drive, Except Auto Leveling System, (Coated For Corrosion Resistance, Strut, Spring & Top Mount)		ST8503 ‡	2 R340
Strut Bumper Bellows				
1990-1985	Except Rear Air Leveling System, (Contains Bumper)		K90463	2 R340
Strut Mount				
1990-1985			K6404	2 R340
Sway Bar Bushing				
1990-1985	13mm Sway Bar Diameter, (Split Design For Easier Installation)	To Frame	K200134 ‡	1 R340
	18mm Sway Bar Diameter	To Frame	K201042	1 R340
Sway Bar Link				
1990-1985	(Contains Bracket and Hanger, Sway Bar Bushing Not Included)	Center	K201292	2 R340
Sway Bar Repair Kit				
1990-1985		Outer	K5315	2 R340
Tie Rod End				
1990-1985	(Powdered Metal Gusher Brg. For Better Lubrication)	Outer	ES2500RL ‡	2 R340
Wheel Hub & Bearing Assembly				
1990-1987	4 Wheel ABS		513041	2
	Non ABS		513018	2
1986-1985			513018	2
Sedan DeVille				
Control Arm Bushing				
1984-1977		Upper	K6111	2 R310
Control Arm Bushing Set				
1984-1977	(Contains Front And Rear Bushings)	Lower	K6116	2 R310

CADILLAC-Eldorado

FRONT SUSPENSION

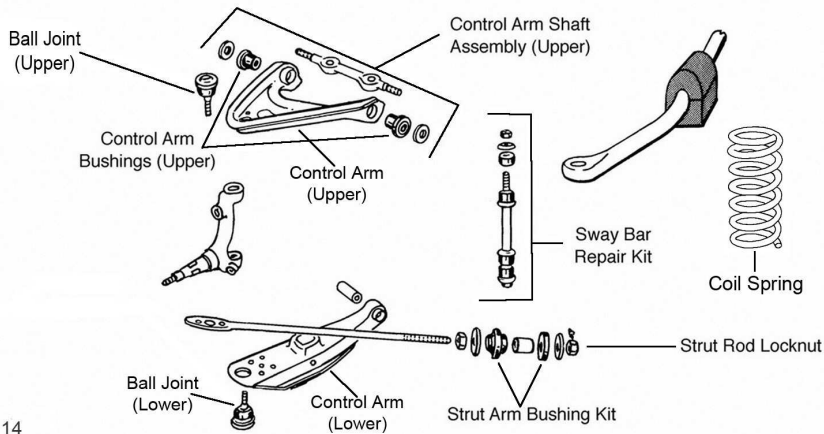


F018



F108

F108



F114

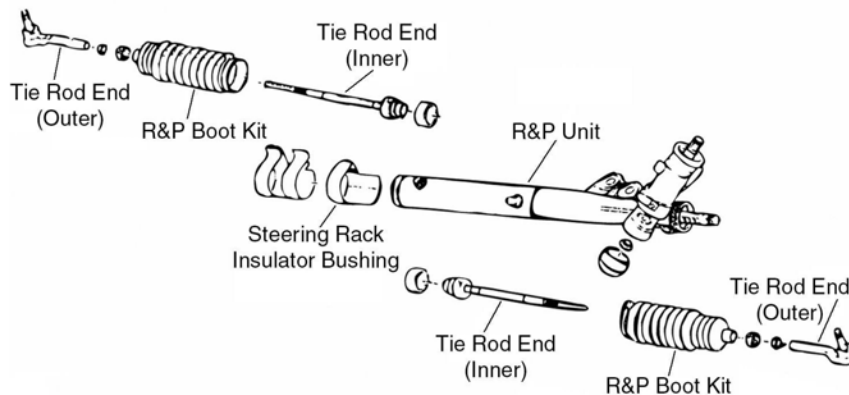
F114

Year	Model/Application	Part	P/C Qty	Figure
Ball Joint				
1990-1986	(Powdered Metal Gusher Brg. For Better Lubrication)	Lower	K5303 ‡	2 F018
1985-1979	(Powdered Metal Gusher Brg. For Better Lubrication)	Upper	K5208 ‡	2 F108
	(Full Ball Stud Provides 360 Degrees Of Smooth Rotation)	Lower	K5269 ‡	2 F108
1978-1973	(Powdered Metal Gusher Brg. For Better Lubrication)	Upper	K5238 ‡	2 F108
1978-1971	(Powdered Metal Gusher Brg. For Better Lubrication)	Lower	K5221 ‡	2 F108
1970-1969	Casting Number 407144 Or 407145 On Inner Side Of Knuckle Support, (Powdered Metal Gusher Brg. For Better Lubrication)	Lower	K5221 ‡	2 F108

FRONT SUSPENSION (Cont.)

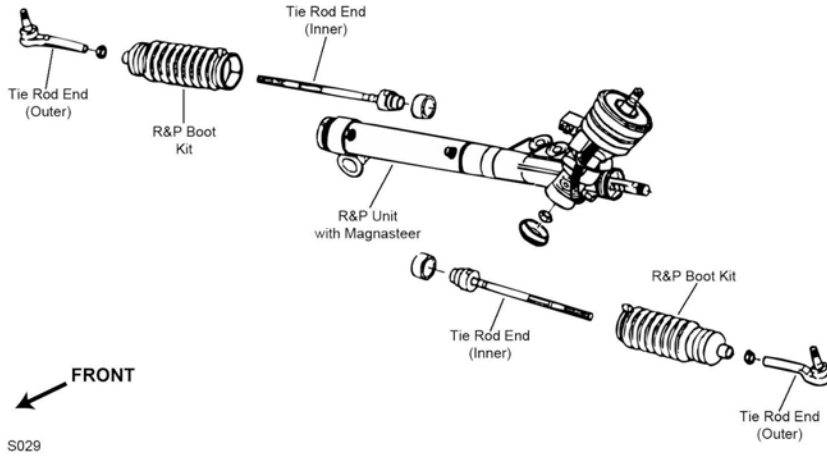
Year	Model/Application	Part	P/C Qty	Figure
Control Arm Bumper Bushing				
1985-1979		Lower K6606	2	F108
Control Arm Bushing				
1990-1986		Lower K5298	2	F018
1985-1979		Lower K5262	4	F108
1985-1967	(Optional, Eccentric Bushing, Provides Additional Positive(+) Camber Adjustment, High Quality Elastomer For Durability And Performance)	Upper K7104 ‡	2	F108
1978-1967	(Contains Front And Rear Bushings)	Lower K5222	2	F108
Control Arm Bushing Set				
1985-1979	(Contains Front And Rear Bushings, Standard Design)	Upper K6283	2	F108
1978-1967	(Contains Front And Rear Bushings, Standard Design)	Upper K7006	2	F108
Strut Bearing				
1990-1987		Upper K6436	2	F018
Strut Mount				
1990-1987	(Contains Insulator And Bearing)	K6450	2	F018
1986	(Contains Insulator And Bearing)	K6458	2	F018
Strut Rod Bushing				
1972-1967	(Improved Design)	K5184	1	F114
Strut Rod Bushing Kit				
1990-1986	(Contains Thermoplastic Bushing) (Standard Design)	K6484 ‡ K6441	1 1	F018 F018
Sway Bar Bushing				
1990-1986	19mm Sway Bar Diameter 21mm Sway Bar Diameter 29mm Sway Bar Diameter 31mm Sway Bar Diameter	To Frame K6673 To Frame K6674 To Frame K6675 To Frame K6676	1 1 1 1	F018 F018 F018 F018
1985-1979	1-9/64" Sway Bar Diameter	To Frame K6161	1	F108
1978-1967	1" Sway Bar Diameter	To Frame K5253	1	F108
Sway Bar Link				
1990	(Powdered Metal Gusher Brg. For Better Lubrication)	K5334 ‡	2	F018
Sway Bar Repair Kit				
1989-1986	(Heavy Duty Design) (Standard Design) 5.5" Length, (Includes Polyurethane Bushings And Solid Metal Sleeve For Enhanced Performance. Barrel Nut Allows For Easier Installation.)	K8989 ‡ K5255 K700528 ‡	2 2 2	F018 F018 F018
1985-1979	(Heavy Duty Design) (Standard Design) 5.5" Length, (Includes Polyurethane Bushings And Solid Metal Sleeve For Enhanced Performance. Barrel Nut Allows For Easier Installation.)	K8989 ‡ K5255 K700528 ‡	2 2 2	F108 F108 F108
1978-1967	(Includes Polyurethane Bushings And Solid Metal Sleeve For Enhanced Performance. Barrel Nut Allows For Easier Installation.) (Standard Design)	K700527 ‡ K446	2 2	F108 F108
Wheel Hub & Bearing Assembly				
1990-1989		513059	2	
1988-1986		513016-K	2	
1985-1979		513013	2	

STEERING

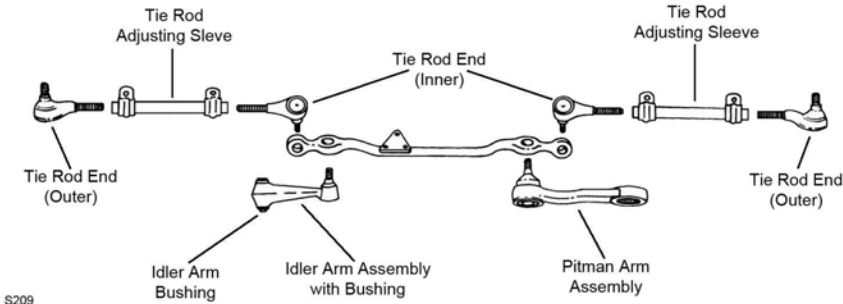


CADILLAC-Eldorado (Cont.)

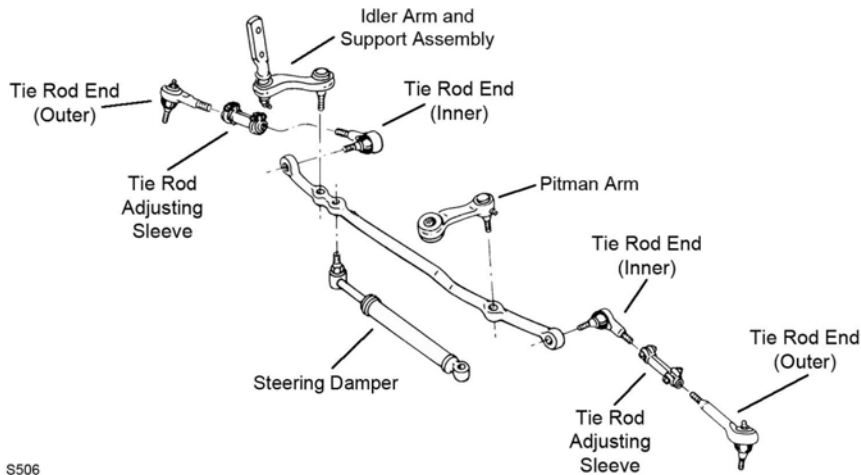
STEERING (Cont.)



S029



S209



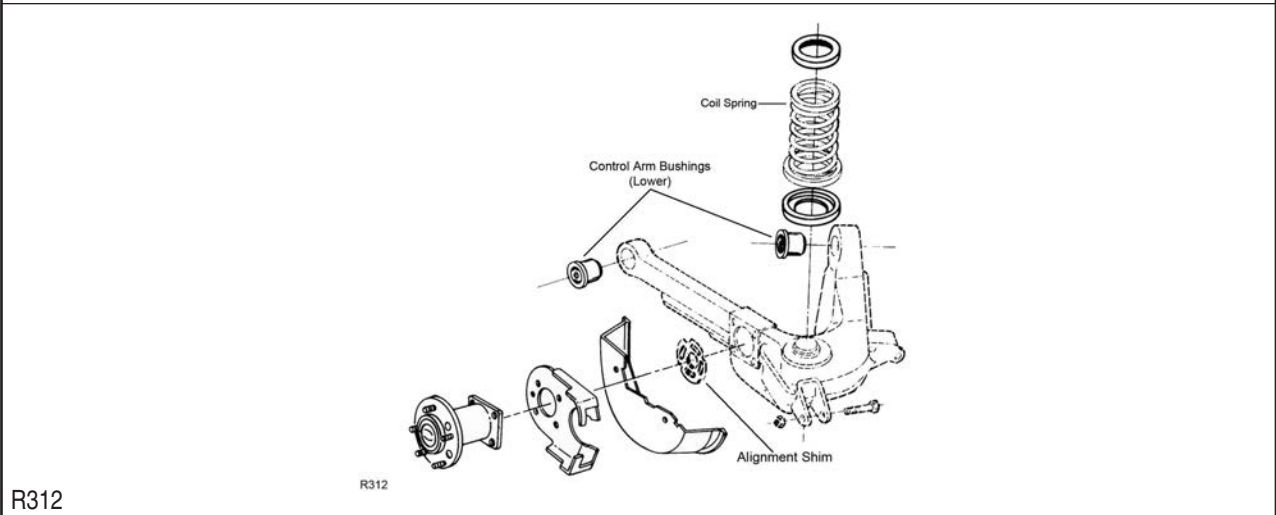
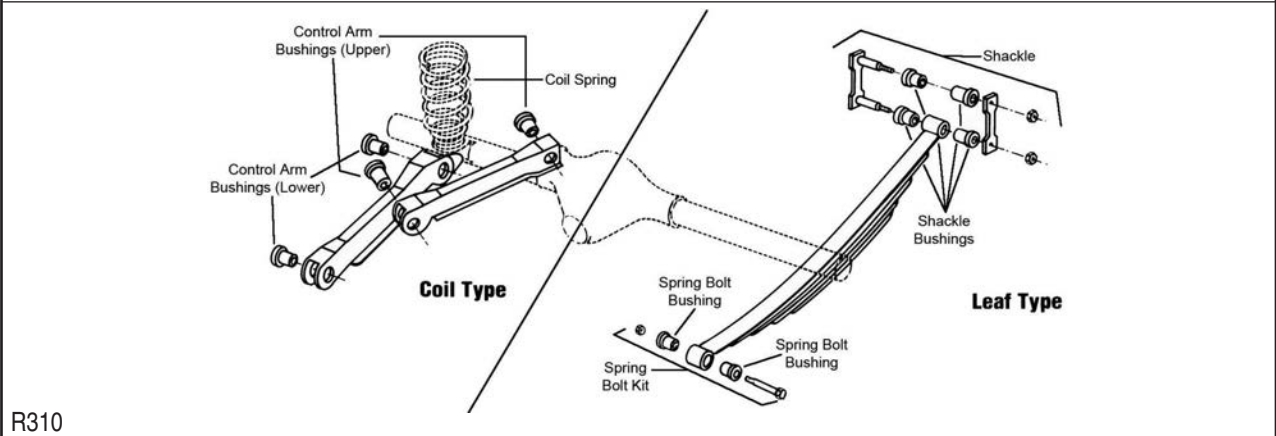
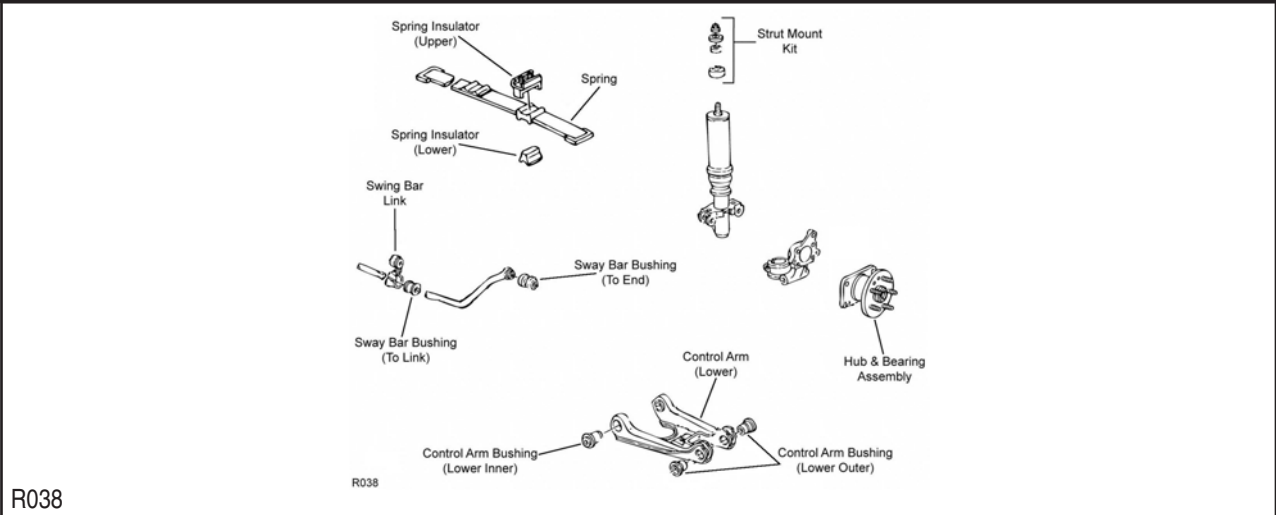
S506

Year	Model/Application	Part	P/C Qty	Figure
Idler Arm				
1985-1979	(Powdered Metal Gusher Brg. For Better Lubrication)	K6251T ‡	1	S506
Pitman Arm				
1985-1979	(Greaseable Socket Reduces Corrosion/Wear)	K5277 ‡	1	S506
Rack & Pinion Boot Kit				
1990-1986		K6298	2	S028, S029
Steering Damper Cylinder				
1985-1979	(Trail Boss)	Front SSD56	1	S506
1978-1971		Front SSD55	1	
Steering Rack Insulator Bushing				
1990-1986		Right K5291	1	S028
Tie Rod Adjusting Sleeve				
1985-1979		ES2004S	2	S506

STEERING (Cont.)

Year	Model/Application	Part	P/C Qty	Figure	
Tie Rod Adjusting Sleeve					
1978-1967		ES2004S	2	S209	
Tie Rod End					
1990-1986	(Powdered Metal Gusher Brg. For Better Lubrication) (Full Ball Stud Provides 360 Degrees Of Smooth Rotation)	Outer Inner	ES2907RL ‡ EV116 ‡	2 2	S028 S028
1985-1979	(Powdered Metal Gusher Brg. For Better Lubrication) (Powdered Metal Gusher Brg. For Better Lubrication)	Outer Inner	ES2081RL ‡ ES2072RLT ‡	2 2	S506 S506
1978-1967	(Powdered Metal Gusher Brg. For Better Lubrication)	Outer	ES412RL ‡	2	S209

REAR SUSPENSION



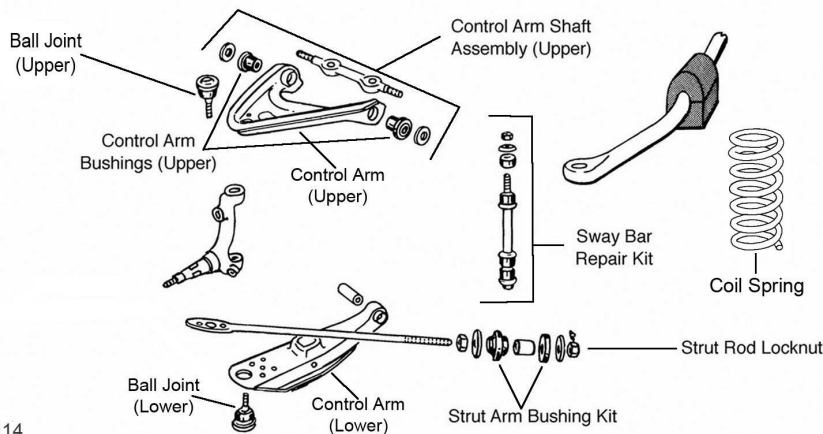
CADILLAC-Eldorado (Cont.)

REAR SUSPENSION (Cont.)

Year	Model/Application	Part	P/C Qty	Figure	
Control Arm Bushing					
1990-1986	(Contains Both Inner To Frame) (Contains Both Outer Bushings To Knuckle)	Lower Inner Lower Outer	K5299 K5300	2 2	R038 R038
1985-1979	(Contains Front And Rear Bushings)	Lower	K5259	2	R312
1978-1971		Upper	K6111	2	R310
Control Arm Bushing Set					
1978-1971	(Contains Front And Rear Bushings)	Lower	K6116	2	R310
Strut Mount					
1990-1986		Upper	K6513	2	R038
Wheel Hub & Bearing Assembly					
1990-1988	4 Wheel ABS Non ABS		513041 513018	2 2	
1987-1986			513018	2	

CADILLAC-Eldorado Special

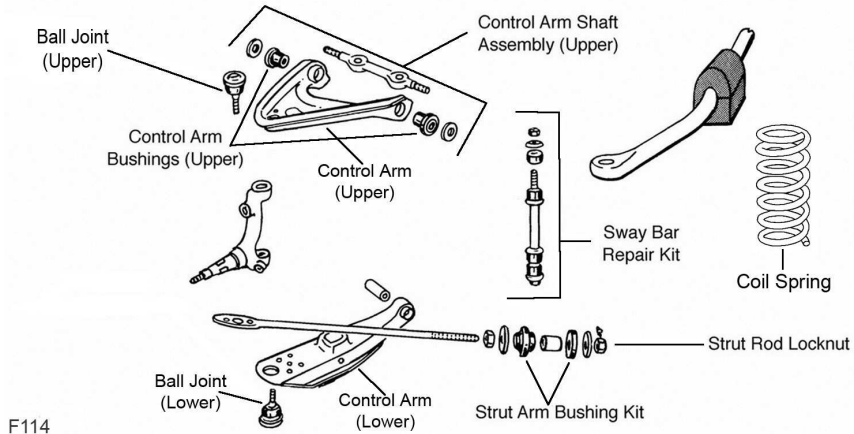
FRONT SUSPENSION



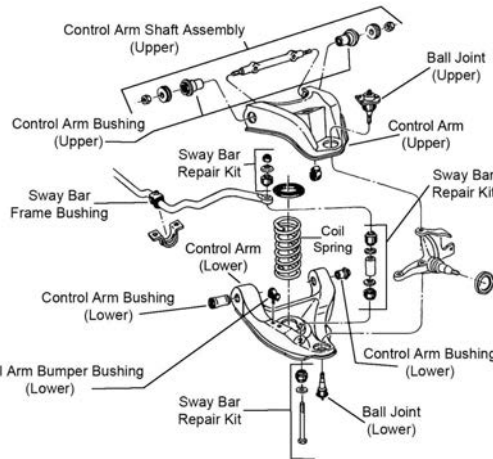
F114

Year	Model/Application	Part	P/C Qty	Figure	
Ball Joint					
1964-1961	(Powdered Metal Gusher Brg. For Better Lubrication) (Powdered Metal Gusher Brg. For Better Lubrication)	Left Upper Right Upper	K5202 ‡ K5200 ‡	1 1	
Sway Bar Bushing					
1964-1961		To Frame	K5242	1	
Sway Bar Repair Kit					
1964	(Includes Polyurethane Bushings And Solid Metal Sleeve For Enhanced Performance. Barrel Nut Allows For Easier Installation.)		K700533 ‡	2	F114
1964-1961	(Standard Design)		K447	2	
1960-1957	7-1/4" Length, (Includes Polyurethane Bushings And Solid Metal Sleeve For Enhanced Performance. Barrel Nut Allows For Easier Installation.)		K700538 ‡	2	
1956	(Standard Design) 6-1/2" Length, (Includes Polyurethane Bushings And Solid Metal Sleeve For Enhanced Performance. Barrel Nut Allows For Easier Installation.)		K6217 K700534 ‡	2 2	
1955	From Chassis Serial Number 75299, (Standard Design) From Chassis Serial Number 75299, 6-1/2" Length, (Includes Polyurethane Bushings And Solid Metal Sleeve For Enhanced Performance. Barrel Nut Allows For Easier Installation.)		K6217 K700534 ‡	2 2	
STEERING					
Tie Rod Adjusting Sleeve					
1964-1963	11/16" - 18 Thread, 4.72" Length		ES2004S	1	
Tie Rod End					
1964-1963	(Powdered Metal Gusher Brg. For Better Lubrication)	Inner	ES671 ‡	2	

FRONT SUSPENSION

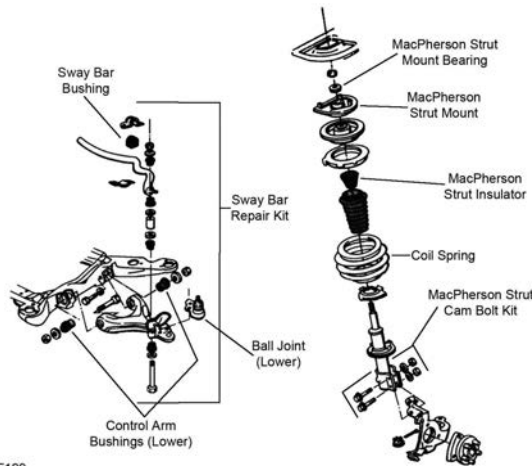


F114



F188

F188



F199

F199

Year	Model/Application	Part	P/C Qty	Figure
Fleetwood				
Ball Joint				
1990-1985	Front Wheel Drive, (Powdered Metal Gusher Brg. For Better Lubrication)	Lower	K5295 ‡	2 F199
1986-1985	Rear Wheel Drive, (Powdered Metal Gusher Brg. For Better Lubrication)	Upper	K5208 ‡	2 F188
	Rear Wheel Drive, Except Armored Vehicles, (Powdered Metal Gusher Brg. For Better Lubrication)	Lower	K6145T ‡	2 F188
1984	Limousine, (Powdered Metal Gusher Brg. For Better Lubrication)	Lower	K6141 ‡	2 F188
1984-1982	Brougham, (Powdered Metal Gusher Brg. For Better Lubrication)	Lower	K6145T ‡	2 F188

CADILLAC-Fleetwood Series (Cont.)

FRONT SUSPENSION (Cont.)

Year	Model/Application	Part	P/C Qty	Figure
Fleetwood				
Ball Joint				
1984-1977	(Powdered Metal Gusher Brg. For Better Lubrication)	Upper	K5208 ‡	2 F188
1983	Formal Limousine, Limousine, (Powdered Metal Gusher Brg. For Better Lubrication)	Lower	K6141 ‡	2 F188
1982	Limousine, (Powdered Metal Gusher Brg. For Better Lubrication)	Lower	K6141 ‡	2 F188
1981-1980	(Powdered Metal Gusher Brg. For Better Lubrication)	Lower	K6145T ‡	2 F188
1979-1977	Brougham, (Powdered Metal Gusher Brg. For Better Lubrication) Limousine, (Powdered Metal Gusher Brg. For Better Lubrication)	Lower	K6145T ‡	2 F188
		Lower	K6141 ‡	2 F188
1976	(Powdered Metal Gusher Brg. For Better Lubrication) (Powdered Metal Gusher Brg. For Better Lubrication) (Powdered Metal Gusher Brg. For Better Lubrication)	Left Upper	K5202 ‡	1 F114
		Right Upper	K5200 ‡	1 F114
		Lower	K5249 ‡	2 F114
1966-1965	(Powdered Metal Gusher Brg. For Better Lubrication) (Powdered Metal Gusher Brg. For Better Lubrication) (Powdered Metal Gusher Brg. For Better Lubrication)	Left Upper	K5202 ‡	1 F114
		Right Upper	K5200 ‡	1 F114
		Lower	K5073 ‡	2 F114
Control Arm				
1988-1985	Front Wheel Drive, (R-Series) Front Wheel Drive, (R-Series)	Left Lower	RK641465	1 F199
		Right Lower	RK641464	1 F199
Control Arm Bumper Bushing				
1986-1985	Rear Wheel Drive	Lower	K6606	2 F188
1984-1977		Lower	K6606	2 F188
Control Arm Bushing				
1986-1985	Rear Wheel Drive Rear Wheel Drive	Lower Rear	K5262	2 F188
		Lower Front	K3113	2 F188
1984-1977		Lower Rear	K5262	2 F188
		Lower Front	K3113	2 F188
1976	(Contains Front And Rear Bushings)	Upper	K5187	4 F114
		Lower	K5206	2 F114
1966-1965	1-1/2" Outside Diameter, (Contains Front And Rear Bushings) 1-7/16" Outside Diameter, (Contains Front And Rear Bushings)	Lower	K5155	2 F114
		Upper	K426	2 F114
		Upper	K5187	4 F114
Control Arm Bushing Set				
1990-1987	(Contains Front And Rear Bushings)	Lower	K6285	2 F199
1986-1985	Front Wheel Drive, (Contains Front And Rear Bushings) Rear Wheel Drive, (Contains Front And Rear Bushings) Rear Wheel Drive, (Contains Front And Rear Bushings, Standard Design) Rear Wheel Drive, (Contains Front And Rear Bushings)	Lower	K6285	2 F199
		Upper	K6409 ‡	1 F188
		Upper	K6198	1 F188
		Lower	K6109	2 F188
1984-1980	(Contains Front And Rear Bushings) (Contains Front And Rear Bushings, Standard Design)	Upper	K6409 ‡	1 F188
		Upper	K6198	1 F188
1984-1977	(Contains Front And Rear Bushings)	Lower	K6109	2 F188
1979-1977		Upper	K6144	2 F188
Control Arm Shaft Assembly				
1986-1985	Rear Wheel Drive, (Provides Additional Positive(+) Camber Adjustment, Offset Shaft Kit, Design Allows Ease Of Installation)	Upper	K6210 ‡	2 F188
1984-1980	(Provides Additional Positive(+) Camber Adjustment, Offset Shaft Kit, Design Allows Ease Of Installation)	Upper	K6210 ‡	2 F188
1979-1977	(Provides Additional Positive(+) Camber Adjustment, Offset Shaft Kit, Design Allows Ease Of Installation)	Upper	K6146 ‡	2 F188
Control Arm with Ball Joint				
1986-1982	Brougham, (Contains Bushing, Powdered Metal Gusher Brg. For Better Lubrication) Brougham, (R-Series)	Right Lower	CK620169 ‡	1 F188
		Right Lower	RK620169	1 F188
1986-1980	Brougham, (Contains Bushing, Powdered Metal Gusher Brg. For Better Lubrication) Brougham, (R-Series)	Left Lower	CK620168 ‡	1 F188
		Left Lower	RK620168	1 F188
Strut Bearing				
1990-1987		Upper	K6436	2 F199
Strut Bumper Bellows				
1990-1985	Front Wheel Drive, (Contains Bumper)		K90464	2 F199
Strut Mount				
1990-1985	Front Wheel Drive, (Contains Bearing, Contains Insulator)		K6448	2 F199
Strut Rod Bushing				
1976	(Improved Design)		K5184	1 F114
1966-1965	(Improved Design)		K5184	1 F114
Strut Spring Seat				
1990-1987	Front Wheel Drive, (Contains Insulator)	Upper	K5344	2 F199

(Cont.) Fleetwood Series-CADILLAC

FRONT SUSPENSION (Cont.)					
Year	Model/Application	Part	P/C Qty	Figure	
Fleetwood					
Strut Spring Seat					
1990-1985	Front Wheel Drive, (Contains Insulator)	Lower	K6703	2	F199
Sway Bar Bushing					
1990-1985	Front Wheel Drive, 28mm Sway Bar Diameter	To Frame	K5326	1	F199
	Front Wheel Drive, 30mm Sway Bar Diameter	To Frame	K5327	1	F199
	Front Wheel Drive, 32mm Sway Bar Diameter	To Frame	K5329	1	F199
	Front Wheel Drive, 34mm Sway Bar Diameter	To Frame	K5332	1	F199
1986-1985	Rear Wheel Drive, 1" Sway Bar Diameter	To Frame	K6451	1	F188
	Rear Wheel Drive, 1-1/4" Sway Bar Diameter, (Split Design For Easier Installation)	To Frame	K6455 ‡	1	F188
	Rear Wheel Drive, 1-1/8" Sway Bar Diameter	To Frame	K6453	1	F188
	Rear Wheel Drive, 1-3/16" Sway Bar Diameter	To Frame	K5248	1	F188
1984-1977	1-9/64" Sway Bar Diameter	To Frame	K6161	1	F188
Sway Bar Repair Kit					
1990-1987	5.5" Length, (Includes Polyurethane Bushings And Solid Metal Sleeve For Enhanced Performance. Barrel Nut Allows For Easier Installation.)		K700528 ‡	2	F199
1990-1985	Front Wheel Drive, (Heavy Duty Design)		K8989 ‡	2	F199
	Front Wheel Drive, (Standard Design)		K5255	2	F199
1986-1985	Front Wheel Drive, 5.5" Length, (Includes Polyurethane Bushings And Solid Metal Sleeve For Enhanced Performance. Barrel Nut Allows For Easier Installation.)		K700528 ‡	2	F199
	Rear Wheel Drive, (Heavy Duty Design)		K6630 ‡	2	F188
	Rear Wheel Drive, (Includes Polyurethane Bushings And Solid Metal Sleeve For Enhanced Performance. Barrel Nut Allows For Easier Installation.)		K700532 ‡	2	F188
	Rear Wheel Drive, (Standard Design)		K5252	2	F188
1984-1977	(Heavy Duty Design)		K6630 ‡	2	F188
	(Includes Polyurethane Bushings And Solid Metal Sleeve For Enhanced Performance. Barrel Nut Allows For Easier Installation.)		K700532 ‡	2	F188
	(Standard Design)		K5252	2	F188
1976	(Heavy Duty Design)		K6629 ‡	2	F114
	(Includes Polyurethane Bushings And Solid Metal Sleeve For Enhanced Performance. Barrel Nut Allows For Easier Installation.)		K700535 ‡	2	F114
	(Standard Design)		K8266	2	F114
1965	(Heavy Duty Design)		K6629 ‡	2	F114
	(Includes Polyurethane Bushings And Solid Metal Sleeve For Enhanced Performance. Barrel Nut Allows For Easier Installation.)		K700535 ‡	2	F114
	(Standard Design)		K8266	2	F114
Wheel Hub & Bearing Assembly					
1990-1987			513016-K	2	
1986-1985	Front Wheel Drive		513016-K	2	
Fleetwood 75					
Ball Joint					
1981-1980	(Powdered Metal Gusher Brg. For Better Lubrication)	Lower	K6145T ‡	2	F188
1981-1977	(Powdered Metal Gusher Brg. For Better Lubrication)	Upper	K5208 ‡	2	F188
1979-1977	(Powdered Metal Gusher Brg. For Better Lubrication)	Lower	K6141 ‡	2	F188
1976-1970	(Powdered Metal Gusher Brg. For Better Lubrication)	Lower	K5249 ‡	2	F114
1976-1961	(Powdered Metal Gusher Brg. For Better Lubrication)	Left Upper	K5202 ‡	1	F114
	(Powdered Metal Gusher Brg. For Better Lubrication)	Right Upper	K5200 ‡	1	F114
1969-1961	(Powdered Metal Gusher Brg. For Better Lubrication)	Lower	K5073 ‡	2	F114
Control Arm Bumper Bushing					
1981-1977		Lower	K6606	2	F188
Control Arm Bushing					
1981-1977		Lower Rear	K5262	2	F188
		Lower Front	K3113	2	F188
1976-1970		Lower	K5206	2	F114
1976-1969	(Contains Front And Rear Bushings)	Upper	K5187	4	F114
1969-1961		Lower	K5155	2	F114
1968-1961	1-1/2" Outside Diameter, (Contains Front And Rear Bushings)	Upper	K426	2	F114
	1-7/16" Outside Diameter, (Contains Front And Rear Bushings)	Upper	K5187	4	F114
Control Arm Bushing Set					
1977		Upper	K6144	2	F188
	(Contains Front And Rear Bushings)	Lower	K6109	2	F188
Control Arm Shaft Assembly					
1981-1980	(Provides Additional Positive(+) Camber Adjustment, Offset Shaft Kit, Design Allows Ease Of Installation)	Upper	K6210 ‡	2	F188

CADILLAC–Fleetwood Series (Cont.)

FRONT SUSPENSION (Cont.)

Year	Model/Application	Part	P/C Qty	Figure
Fleetwood 75				
Control Arm Shaft Assembly				
1979-1977	(Provides Additional Positive(+) Camber Adjustment, Offset Shaft Kit, Design Allows Ease Of Installation)	Upper	K6146 ‡	2 F188
Strut Rod Bushing				
1976-1965	(Improved Design)		K5184	1 F114
Sway Bar Bushing				
1977	1-9/64" Sway Bar Diameter	To Frame	K6161	1 F188
1976-1967		To Frame	K5243	1 F114
1962-1961		To Frame	K5242	1 F114
Sway Bar Repair Kit				
1977	(Heavy Duty Design) (Includes Polyurethane Bushings And Solid Metal Sleeve For Enhanced Performance. Barrel Nut Allows For Easier Installation.) (Standard Design)		K6630 ‡ K700532 ‡ K5252	2 F188 2 F188 2 F188
1976-1965	(Heavy Duty Design) (Includes Polyurethane Bushings And Solid Metal Sleeve For Enhanced Performance. Barrel Nut Allows For Easier Installation.) (Standard Design)		K6629 ‡ K700535 ‡ K8266	2 F114 2 F114 2 F114
1964-1961	(Standard Design)		K447	2 F114
1963-1961	(Includes Polyurethane Bushings And Solid Metal Sleeve For Enhanced Performance. Barrel Nut Allows For Easier Installation.)		K700533 ‡	2 F114
1960-1957	(OEM Type) (Optional Performance) 7-1/4" Length, (Includes Polyurethane Bushings And Solid Metal Sleeve For Enhanced Performance. Barrel Nut Allows For Easier Installation.)		K5254 K8988 K700538 ‡	2 2 2
1956	(Standard Design) 6-1/2" Length, (Includes Polyurethane Bushings And Solid Metal Sleeve For Enhanced Performance. Barrel Nut Allows For Easier Installation.)		K6217 K700534 ‡	2 2
1955	From Chassis Serial Number 75299, (Standard Design) From Chassis Serial Number 75299, 6-1/2" Length, (Includes Polyurethane Bushings And Solid Metal Sleeve For Enhanced Performance. Barrel Nut Allows For Easier Installation.)		K6217 K700534 ‡	2 2
Fleetwood Special				
Ball Joint				
1975-1970	(Powdered Metal Gusher Brg. For Better Lubrication)	Lower	K5249 ‡	2 F114
1975-1961	(Powdered Metal Gusher Brg. For Better Lubrication)	Left Upper	K5202 ‡	1 F114
	(Powdered Metal Gusher Brg. For Better Lubrication)	Right Upper	K5200 ‡	1 F114
1969-1961	(Powdered Metal Gusher Brg. For Better Lubrication)	Lower	K5073 ‡	2 F114
Control Arm Bushing				
1975-1970		Lower	K5206	2 F114
1975-1969	(Contains Front And Rear Bushings)	Upper	K5187	4 F114
1969-1961		Lower	K5155	2 F114
1968-1961	1-1/2" Outside Diameter, (Contains Front And Rear Bushings) 1-7/16" Outside Diameter, (Contains Front And Rear Bushings)	Upper Upper	K426 K5187	2 F114 4 F114
Strut Rod Bushing				
1975-1965	(Improved Design)		K5184	1 F114
Sway Bar Bushing				
1972-1965		To Frame	K5243	1 F114
1962-1961		To Frame	K5242	1 F114
Sway Bar Repair Kit				
1975-1965	(Heavy Duty Design) (Includes Polyurethane Bushings And Solid Metal Sleeve For Enhanced Performance. Barrel Nut Allows For Easier Installation.) (Standard Design)		K6629 ‡ K700535 ‡ K8266	2 F114 2 F114 2 F114
1964-1961	(Includes Polyurethane Bushings And Solid Metal Sleeve For Enhanced Performance. Barrel Nut Allows For Easier Installation.) (Standard Design)		K700533 ‡ K447	2 F114 2 F114
1960-1957	(OEM Type) (Optional Performance) 7-1/4" Length, (Includes Polyurethane Bushings And Solid Metal Sleeve For Enhanced Performance. Barrel Nut Allows For Easier Installation.)		K5254 K8988 K700538 ‡	2 2 2
1956	(Standard Design) 6-1/2" Length, (Includes Polyurethane Bushings And Solid Metal Sleeve For Enhanced Performance. Barrel Nut Allows For Easier Installation.)		K6217 K700534 ‡	2 2
1955	From Chassis Serial Number 75299, (Standard Design)		K6217	2

FRONT SUSPENSION (Cont.)

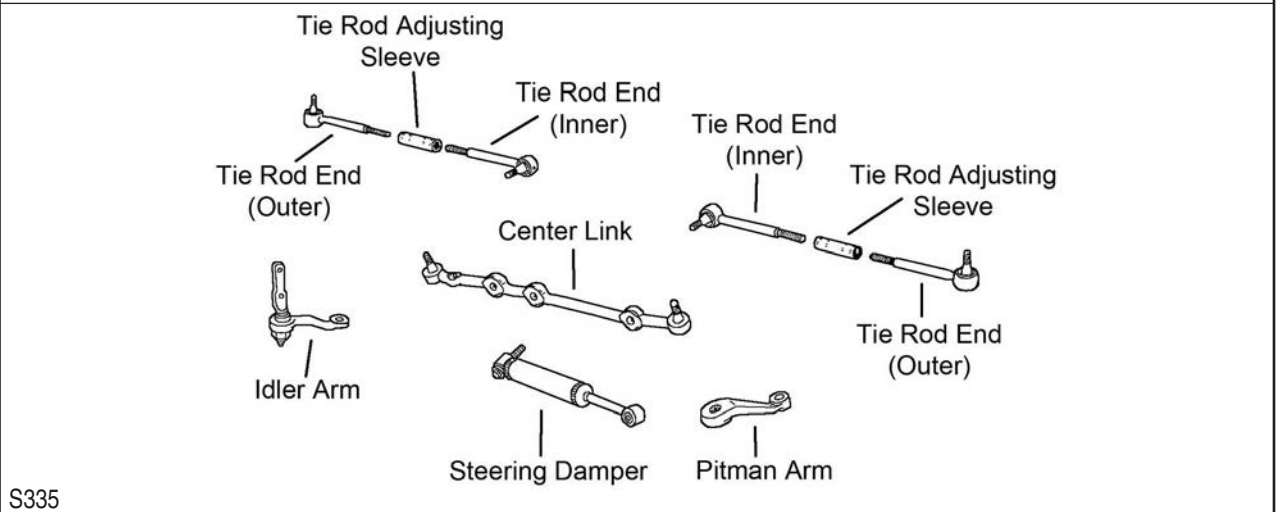
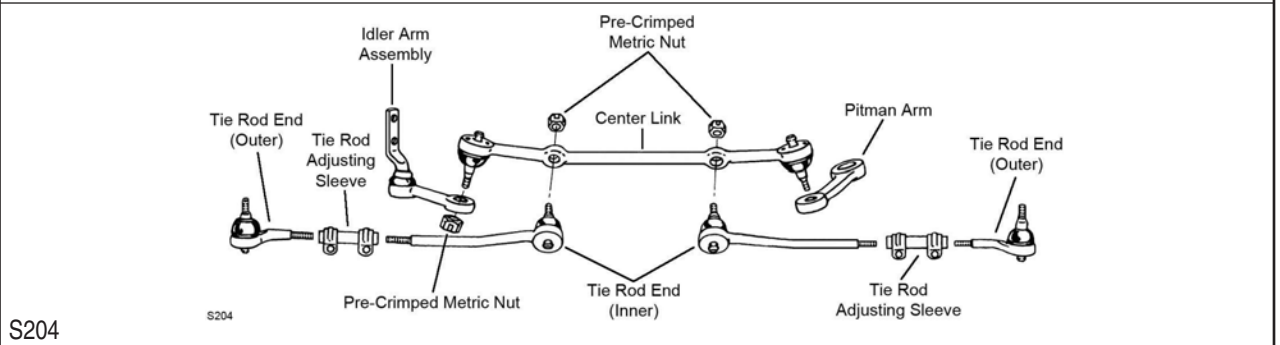
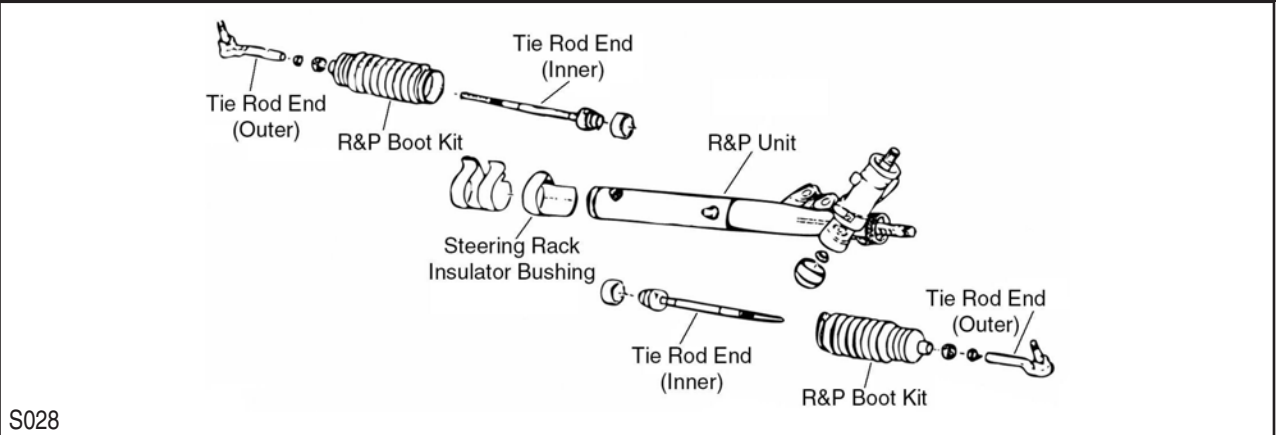
Year	Model/Application	Part	P/C Qty	Figure
------	-------------------	------	---------	--------

Fleetwood Special

Sway Bar Repair Kit

1955 (Cont.)	From Chassis Serial Number 75299, 6-1/2" Length, (Includes Polyurethane Bushings And Solid Metal Sleeve For Enhanced Performance. Barrel Nut Allows For Easier Installation.)	K700534 ‡	2	
-----------------	---	-----------	---	--

STEERING



Year	Model/Application	Part	P/C Qty	Figure
------	-------------------	------	---------	--------

Fleetwood

Center Link

1986	Rear Wheel Drive, Armored Vehicles, (Powdered Metal Gusher Brg. For Better Lubrication)	DS1148 ‡	1	S204
	Rear Wheel Drive, Except Armored Vehicles, (Powdered Metal Gusher Brg. For Better Lubrication)	DS1116 ‡	1	S204
1985	Rear Wheel Drive, (Powdered Metal Gusher Brg. For Better Lubrication)	DS1116 ‡	1	S204
1984	Limousine, (Powdered Metal Gusher Brg. For Better Lubrication)	DS1148 ‡	1	S204
1984-1977	Brougham, Except Original Equipment Steering Damper, (Greaseable Socket Reduces Corrosion/Wear)	DS899 ‡	1	S204
	Brougham, Original Equipment Steering Damper, (Powdered Metal Gusher Brg. For Better Lubrication)	DS1116 ‡	1	S204
1983	Formal Limousine, Limousine, (Powdered Metal Gusher Brg. For Better Lubrication)	DS1148 ‡	1	S204

CADILLAC-Fleetwood Series (Cont.)

STEERING (Cont.)

Year	Model/Application	Part	P/C Qty	Figure
Fleetwood				
Center Link				
1982-1977	Limousine, (Powdered Metal Gusher Brg. For Better Lubrication)	DS1148 ‡	1	S204
Idler Arm				
1986-1985	Rear Wheel Drive, (Powdered Metal Gusher Brg. For Better Lubrication)	K6187T ‡	1	S204
1984-1979	(Powdered Metal Gusher Brg. For Better Lubrication)	K6187T ‡	1	S204
1978	12mm Bolts, (Powdered Metal Gusher Brg. For Better Lubrication)	K6187T ‡	1	S204
	7/16" Bolts, (Powdered Metal Gusher Brg. For Better Lubrication)	K6164 ‡	1	S204
1977	(Powdered Metal Gusher Brg. For Better Lubrication)	K6164 ‡	1	S204
Rack & Pinion Boot Kit				
1990-1987		K6298	2	S028
1986-1985	Front Wheel Drive	K6298	2	S028
Steering Damper Cylinder				
1986-1985	Rear Wheel Drive, Original Equipment Steering Damper	Front SSD77	1	
1984-1977	Original Equipment Steering Damper	Front SSD77	1	
Steering Rack Insulator Bushing				
1990-1985	Front Wheel Drive	Right K5291	1	S028
Tie Rod Adjusting Sleeve				
1986-1985	Rear Wheel Drive	ES2004S	2	S204
1984-1976		ES2004S	2	S204
1966-1965		ES2004S	2	S204
Tie Rod End				
1990-1985	Front Wheel Drive, (Powdered Metal Gusher Brg. For Better Lubrication)	Outer ES2261RL ‡	2	S028
	Front Wheel Drive, (Full Ball Stud Provides 360 Degrees Of Smooth Rotation)	Inner EV116 ‡	2	S028
1986-1985	Rear Wheel Drive, Armored Vehicles, (Includes Sunoloy-Coated Metal Bearing To Combine Durability With Smooth Stud Swing)	Outer ES2105RL ‡	2	S204
	Rear Wheel Drive, Armored Vehicles, (Powdered Metal Gusher Brg. For Better Lubrication)	Inner ES2047RL ‡	2	S204
	Rear Wheel Drive, Except Armored Vehicles, (Powdered Metal Gusher Brg. For Better Lubrication)	Outer ES2019RLT ‡	2	S204
	Rear Wheel Drive, Except Armored Vehicles, (Powdered Metal Gusher Brg. For Better Lubrication)	Inner ES2020RLT ‡	2	S204
1984	Limousine, (Includes Sunoloy-Coated Metal Bearing To Combine Durability With Smooth Stud Swing)	Outer ES2105RL ‡	2	S204
	Limousine, (Powdered Metal Gusher Brg. For Better Lubrication)	Inner ES2047RL ‡	2	S204
1984-1977	Brougham, (Powdered Metal Gusher Brg. For Better Lubrication)	Outer ES2019RLT ‡	2	S204
	Brougham, (Powdered Metal Gusher Brg. For Better Lubrication)	Inner ES2020RLT ‡	2	S204
1983	Formal Limousine, Limousine, (Includes Sunoloy-Coated Metal Bearing To Combine Durability With Smooth Stud Swing)	Outer ES2105RL ‡	2	S204
	Formal Limousine, Limousine, (Powdered Metal Gusher Brg. For Better Lubrication)	Inner ES2047RL ‡	2	S204
1982	Limousine, (Includes Sunoloy-Coated Metal Bearing To Combine Durability With Smooth Stud Swing)	Outer ES2105RL ‡	2	S204
	Limousine, (Powdered Metal Gusher Brg. For Better Lubrication)	Inner ES2047RL ‡	2	S204
1981-1980	Coupe, Limousine, (Includes Sunoloy-Coated Metal Bearing To Combine Durability With Smooth Stud Swing)	Outer ES2105RL ‡	2	S204
	Coupe, Limousine, (Powdered Metal Gusher Brg. For Better Lubrication)	Inner ES2047RL ‡	2	S204
1979-1977	Limousine, (Includes Sunoloy-Coated Metal Bearing To Combine Durability With Smooth Stud Swing)	Outer ES2105RL ‡	2	S204
	Limousine, (Powdered Metal Gusher Brg. For Better Lubrication)	Inner ES2047RL ‡	2	S204
1976	(Includes Sunoloy-Coated Metal Bearing To Combine Durability With Smooth Stud Swing)	Outer ES396RL ‡	2	S204
	(Powdered Metal Gusher Brg. For Better Lubrication)	Inner DS792 ‡	2	S204
1966-1965	(Powdered Metal Gusher Brg. For Better Lubrication)	Outer ES314RL ‡	2	S204
Fleetwood 75				
Center Link				
1981-1977	Sedan, (Powdered Metal Gusher Brg. For Better Lubrication)	DS1148 ‡	1	S335
Idler Arm				
1977	(Powdered Metal Gusher Brg. For Better Lubrication)	K6164 ‡	1	S335
Steering Damper Cylinder				
1977	Original Equipment Steering Damper	Front SSD77	1	S335
Tie Rod Adjusting Sleeve				
1981-1977		ES2004S	2	S335
1976-1960		ES2004S	2	S204

STEERING (Cont.)

Year	Model/Application	Part	P/C Qty	Figure
Fleetwood 75				
Tie Rod End				
1981-1977	Sedan, (Includes Sunoloy-Coated Metal Bearing To Combine Durability With Smooth Stud Swing)	Outer	ES2105RL ‡	2 S335
	Sedan, (Powdered Metal Gusher Brg. For Better Lubrication)	Inner	ES2047RL ‡	2 S335
1976-1971	(Powdered Metal Gusher Brg. For Better Lubrication)	Inner	DS792 ‡	2 S204
1976-1970	(Includes Sunoloy-Coated Metal Bearing To Combine Durability With Smooth Stud Swing)	Outer	ES396RL ‡	2 S204
1969-1963	(Powdered Metal Gusher Brg. For Better Lubrication)	Outer	ES314RL ‡	2 S204
1964-1963	(Powdered Metal Gusher Brg. For Better Lubrication)	Inner	ES671 ‡	2 S204
Fleetwood Special				
Tie Rod Adjusting Sleeve				
1975-1960			ES2004S	2 S204
Tie Rod End				
1975-1971	(Powdered Metal Gusher Brg. For Better Lubrication)	Inner	DS792 ‡	2 S204
1975-1970	(Includes Sunoloy-Coated Metal Bearing To Combine Durability With Smooth Stud Swing)	Outer	ES396RL ‡	2 S204
1969-1963	(Powdered Metal Gusher Brg. For Better Lubrication)	Outer	ES314RL ‡	2 S204
1964-1963	(Powdered Metal Gusher Brg. For Better Lubrication)	Inner	ES671 ‡	2 S204
REAR SUSPENSION				
R310				
R340				
Year	Model/Application	Part	P/C Qty	Figure
Fleetwood				
Ball Joint				
1990-1985	Front Wheel Drive, (Powdered Metal Gusher Brg. For Better Lubrication)	Lower	K5297 ‡	2 R340
Control Arm Bushing				
1986-1985	Rear Wheel Drive	Upper	K6111	2 R310
1984-1977		Upper	K6111	2 R310

CADILLAC–Fleetwood Series (Cont.)

REAR SUSPENSION (Cont.)

Year	Model/Application	Part	P/C Qty	Figure
Fleetwood				
Control Arm Bushing Set				
1990-1987	(Contains Front And Rear Bushings)	Lower	K5296	2 R340
1986-1985	Front Wheel Drive, (Contains Front And Rear Bushings) Rear Wheel Drive, (Contains Front And Rear Bushings)	Lower	K5296	2 R340
		Lower	K6116	2 R310
1984-1977	(Contains Front And Rear Bushings)	Lower	K6116	2 R310
Strut Bumper Bellows				
1990-1987	(Contains Bumper)		K90463	2 R340
1986-1985	Front Wheel Drive, (Contains Bumper)		K90463	2 R340
Strut Mount				
1990-1987			K6404	2 R340
1986-1985	Front Wheel Drive		K6404	2 R340
Sway Bar Bushing				
1990-1985	13mm Sway Bar Diameter, (Split Design For Easier Installation) 18mm Sway Bar Diameter	To Frame	K200134 ‡	1 R340
		To Frame	K201042	1 R340
Sway Bar Repair Kit				
1990-1985			K5315	2 R340
Tie Rod End				
1990-1985	Front Wheel Drive, (Powdered Metal Gusher Brg. For Better Lubrication)	Outer	ES2500RL ‡	2 R340
Wheel Hub & Bearing Assembly				
1990-1987	4 Wheel ABS		513041	2
1989-1987	Non ABS		513018	2
1986-1985	Front Wheel Drive		513018	2
Fleetwood 75				
Control Arm Bushing				
1977		Upper	K6111	2 R310
Control Arm Bushing Set				
1977	(Contains Front And Rear Bushings)	Lower	K6116	2 R310
Leaf Spring Bushing				
1976	Limousine, 4 Dr. Sedan	Fixed End	K200946	4 R310
1975-1968	Commercial Chassis	Fixed End	K200946	4 R310
1974-1960	Limousine	Fixed End	K200946	4 R310
1957-1954		Fixed End	K200946	4 R310
Leaf Spring Shackle Bushing				
1976	Limousine, 4 Dr. Sedan		K200946	8 R310
1975-1968	Commercial Chassis		K200946	8 R310
1974-1968	Limousine		K200946	8 R310
1967-1954			K200946	8 R310
Fleetwood Special				
Leaf Spring Bushing				
1957-1954		Fixed End	K200946	4 R310
Leaf Spring Shackle Bushing				
1957-1954			K200946	8 R310

CADILLAC–Series 62

FRONT SUSPENSION

Year	Model/Application	Part	P/C Qty	Figure
Sway Bar Repair Kit				
1958-1957	(OEM Type) (Optional Performance) 7-1/4" Length, (Includes Polyurethane Bushings And Solid Metal Sleeve For Enhanced Performance. Barrel Nut Allows For Easier Installation.)		K5254	2
			K8988	2
			K700538 ‡	2
1956	(Standard Design) 6-1/2" Length, (Includes Polyurethane Bushings And Solid Metal Sleeve For Enhanced Performance. Barrel Nut Allows For Easier Installation.)		K6217	2
			K700534 ‡	2
1955	From Chassis Serial Number 75299, (Standard Design) From Chassis Serial Number 75299, 6-1/2" Length, (Includes Polyurethane Bushings And Solid Metal Sleeve For Enhanced Performance. Barrel Nut Allows For Easier Installation.)		K6217	2
			K700534 ‡	2

REAR SUSPENSION				
R310				
Year	Model/Application	Part	P/C Qty	Figure
Leaf Spring Bushing				
1957-1954	Fixed End	K200946	4	R310
Leaf Spring Shackle Bushing				
1957-1954		K200946	8	R310

Series 70 Fleetwood Eldorado-CADILLAC

FRONT SUSPENSION				
Year	Model/Application	Part	P/C Qty	Figure
Sway Bar Repair Kit				
1958	(OEM Type) (Optional Performance) 7-1/4" Length, (Includes Polyurethane Bushings And Solid Metal Sleeve For Enhanced Performance. Barrel Nut Allows For Easier Installation.)	K5254 K8988 K700538 ‡	2 2 2	

Series 6200-CADILLAC

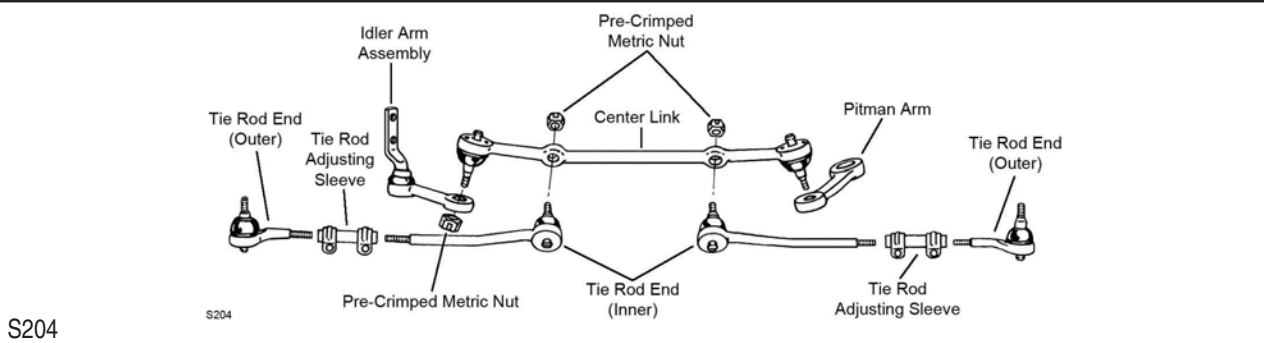
FRONT SUSPENSION				
F114				
Year	Model/Application	Part	P/C Qty	Figure
Ball Joint				
1964-1961	(Powdered Metal Gusher Brg. For Better Lubrication) (Powdered Metal Gusher Brg. For Better Lubrication) (Powdered Metal Gusher Brg. For Better Lubrication)	Left Upper Right Upper Lower	K5202 ‡ K5200 ‡ K5073 ‡	1 1 2
Control Arm Bushing				
1964-1961	1-1/2" Outside Diameter, (Contains Front And Rear Bushings) 1-7/16" Outside Diameter, (Contains Front And Rear Bushings)	Lower Upper Upper	K5155 K426 K5187	2 2 4
Sway Bar Bushing				
1963-1961		To Frame	K5242	1

CADILLAC-Series 6200 (Cont.)

FRONT SUSPENSION (Cont.)

Year	Model/Application	Part	P/C Qty	Figure
Sway Bar Repair Kit				
1964	(Includes Polyurethane Bushings And Solid Metal Sleeve For Enhanced Performance. Barrel Nut Allows For Easier Installation.)	K700533 ‡	2	F114
1964-1961	(Standard Design)	K447	2	F114
1961	(Includes Polyurethane Bushings And Solid Metal Sleeve For Enhanced Performance. Barrel Nut Allows For Easier Installation.)	K700533 ‡	2	F114
1960-1959	(OEM Type) (Optional Performance) 7-1/4" Length, (Includes Polyurethane Bushings And Solid Metal Sleeve For Enhanced Performance. Barrel Nut Allows For Easier Installation.)	K5254 K8988 K700538 ‡	2 2 2	

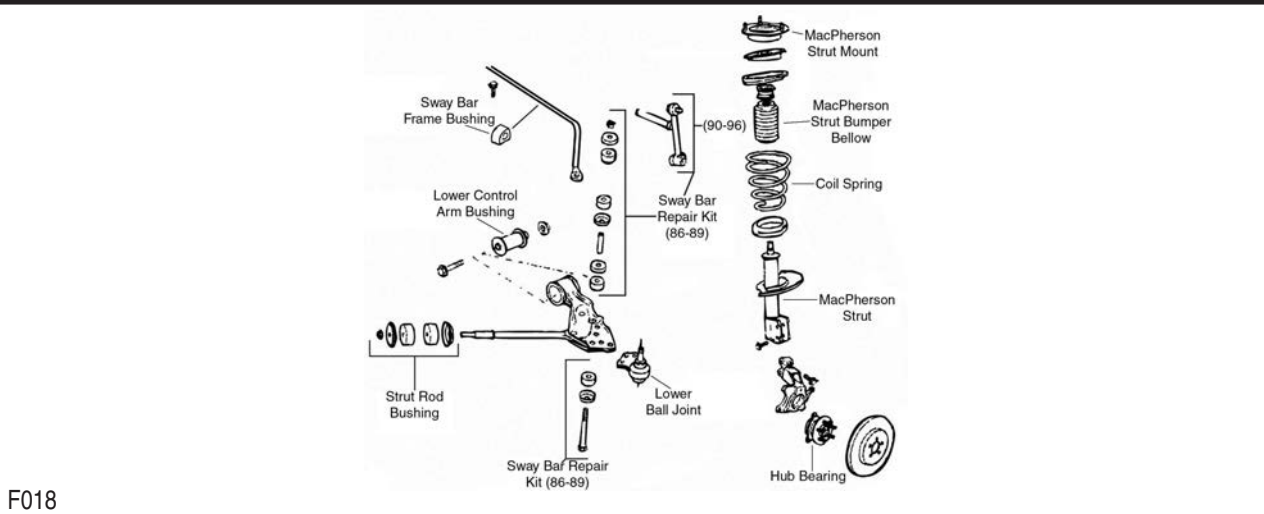
STEERING



Year	Model/Application	Part	P/C Qty	Figure	
Tie Rod Adjusting Sleeve					
1964-1960		ES2004S	2	S204	
Tie Rod End					
1964-1963	(Powdered Metal Gusher Brg. For Better Lubrication) (Powdered Metal Gusher Brg. For Better Lubrication)	Outer Inner	ES314RL ‡ ES671 ‡	2 2	S204 S204

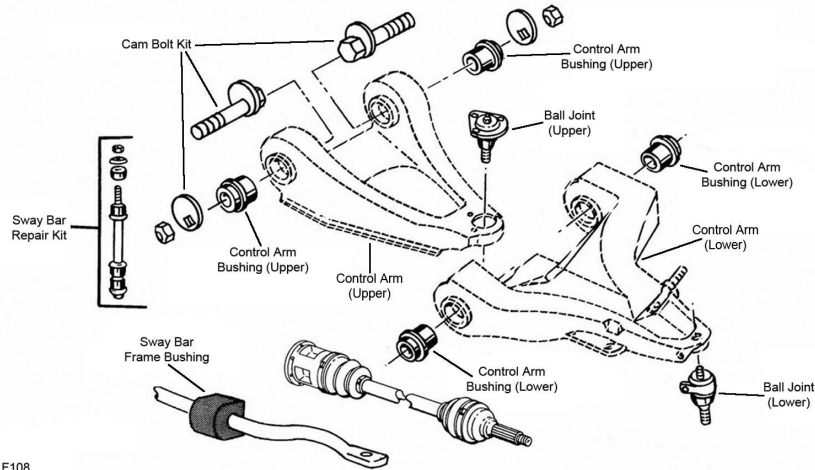
CADILLAC-Seville

FRONT SUSPENSION



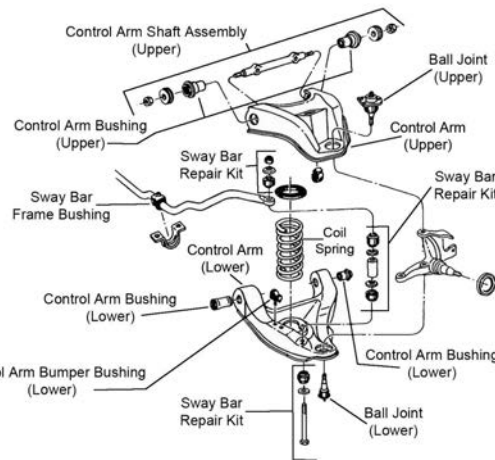
F018

FRONT SUSPENSION (Cont.)



F108

F108



F188

F188

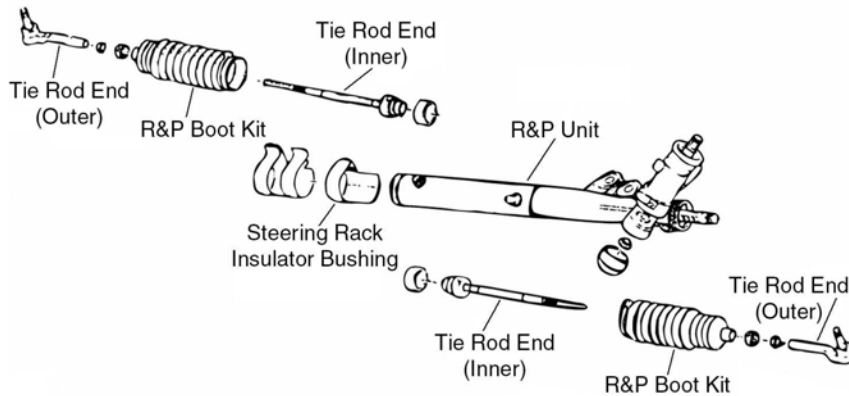
Year	Model/Application	Part	P/C Qty	Figure
Ball Joint				
1990-1986	(Powdered Metal Gusher Brg. For Better Lubrication)	Lower	K5303 ‡	2 F018
1985-1980	(Powdered Metal Gusher Brg. For Better Lubrication)	Upper	K5208 ‡	2 F108
	(Full Ball Stud Provides 360 Degrees Of Smooth Rotation)	Lower	K5269 ‡	2 F108
1979-1976	(Powdered Metal Gusher Brg. For Better Lubrication)	Upper	K5208 ‡	2 F188
	(Powdered Metal Gusher Brg. For Better Lubrication)	Lower	K6145T ‡	2 F188
Control Arm Bumper Bushing				
1985-1980		Lower	K6606	2 F108
1979-1976		Lower	K6606	2 F188
Control Arm Bushing				
1990-1986		Lower	K5298	2 F018
1985-1980	(Optional, Eccentric Bushing, Provides Additional Positive(+) Camber Adjustment, High Quality Elastomer For Durability And Performance)	Upper	K7104 ‡	2 F108
		Lower	K5262	2 F108
1979-1976		Lower Rear	K5262	2 F188
		Lower Front	K3113	2 F188
Control Arm Bushing Set				
1985-1980	(Contains Front And Rear Bushings, Standard Design)	Upper	K6283	2 F108
1979-1976	(Contains Front And Rear Bushings)	Upper	K6144	2 F188
		Lower	K6109	2 F188
Control Arm Shaft Assembly				
1979-1976	(Provides Additional Positive(+) Camber Adjustment, Offset Shaft Kit, Design Allows Ease Of Installation)	Upper	K6146 ‡	2 F188
Strut Bearing				
1990-1987		Upper	K6436	2 F018

CADILLAC-Seville (Cont.)

FRONT SUSPENSION (Cont.)

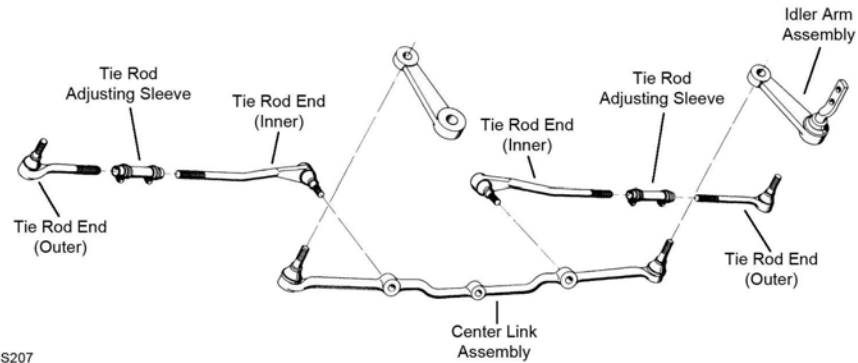
Year	Model/Application	Part	P/C Qty	Figure	
Strut Mount					
1990-1987	(Contains Insulator And Bearing)	K6450	2	F018	
1986	(Contains Insulator And Bearing)	K6458	2	F018	
Strut Rod Bushing Kit					
1990-1986	(Contains Thermoplastic Bushing) (Standard Design)	K6484 ‡ K6441	1 1	F018 F018	
Sway Bar Bushing					
1990-1986	19mm Sway Bar Diameter	To Frame	K6673	1	F018
	21mm Sway Bar Diameter	To Frame	K6674	1	F018
	29mm Sway Bar Diameter	To Frame	K6675	1	F018
	31mm Sway Bar Diameter	To Frame	K6676	1	F018
1985-1980	1-9/64" Sway Bar Diameter	To Frame	K6161	1	F108
1979-1977	1-9/64" Sway Bar Diameter	To Frame	K6161	1	F188
1976	15/16" Sway Bar Diameter	To Frame	K5241	1	F188
Sway Bar Link					
1990	(Powdered Metal Gusher Brg. For Better Lubrication)	K5334 ‡	2	F018	
Sway Bar Repair Kit					
1989-1986	(Heavy Duty Design) (Standard Design) 5.5" Length, (Includes Polyurethane Bushings And Solid Metal Sleeve For Enhanced Performance. Barrel Nut Allows For Easier Installation.)	K8989 ‡ K5255 K700528 ‡	2 2 2	F018 F018 F018	
1985-1980	(Heavy Duty Design) (Standard Design) 5.5" Length, (Includes Polyurethane Bushings And Solid Metal Sleeve For Enhanced Performance. Barrel Nut Allows For Easier Installation.)	K8989 ‡ K5255 K700528 ‡	2 2 2	F108 F108 F108	
1979-1976	(Heavy Duty Design) (Includes Polyurethane Bushings And Solid Metal Sleeve For Enhanced Performance. Barrel Nut Allows For Easier Installation.) (Standard Design)	K6630 ‡ K700532 ‡ K5252	2 2 2	F188 F188 F188	
Wheel Hub & Bearing Assembly					
1990-1989		513059	2		
1988-1986		513016-K	2		
1985-1980		513013	2		

STEERING



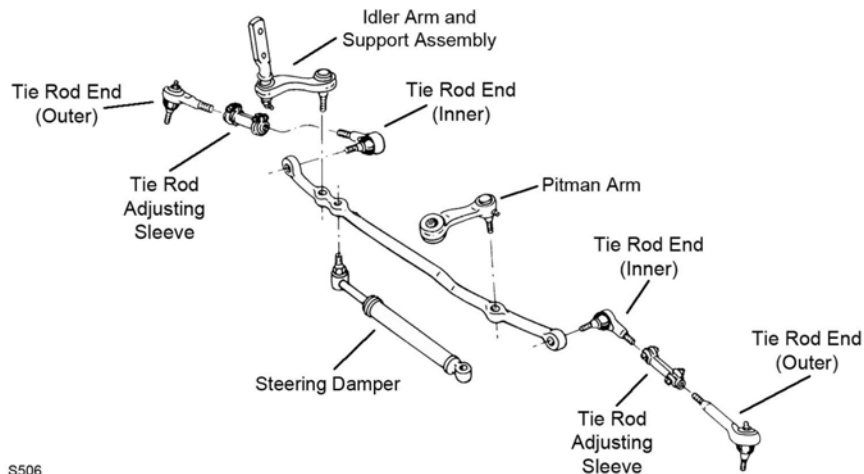
S028

STEERING (Cont.)



S207

S207



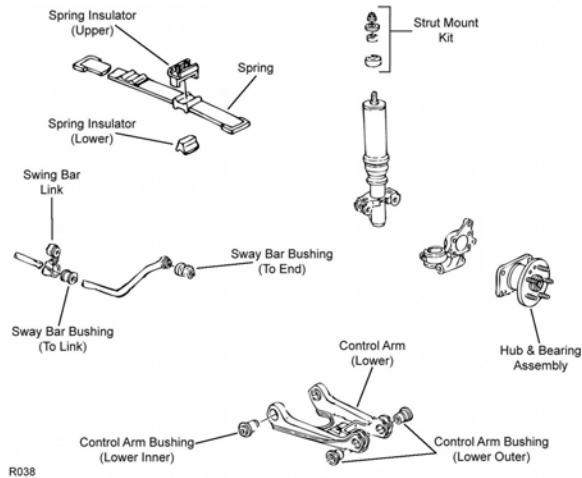
S506

S506

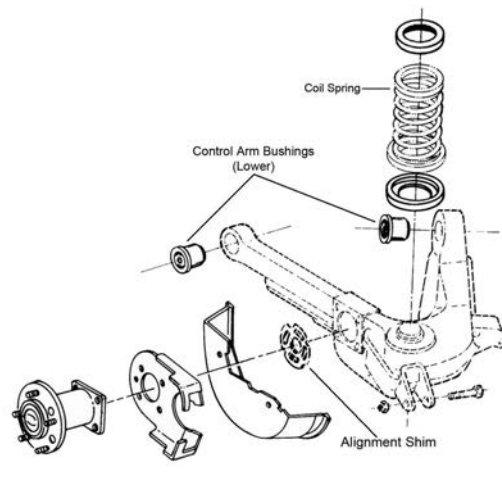
Year	Model/Application	Part	P/C Qty	Figure
Idler Arm				
1985-1980	(Powdered Metal Gusher Brg. For Better Lubrication)	K6251T ‡	1	S506
1979-1976	(Powdered Metal Gusher Brg. For Better Lubrication)	K6186 ‡	1	S207
Pitman Arm				
1985-1980	(Greaseable Socket Reduces Corrosion/Wear)	K5277 ‡	1	S506
Rack & Pinion Boot Kit				
1990-1986		K6298	2	S028
Steering Damper Cylinder				
1985-1980	(Trail Boss)	Front SSD56	1	S506
Steering Rack Insulator Bushing				
1990-1986		Right K5291	1	S028
Tie Rod Adjusting Sleeve				
1985-1980		ES2004S	2	S506
1979-1976		ES2004S	2	S207
Tie Rod End				
1990-1986	(Powdered Metal Gusher Brg. For Better Lubrication) (Full Ball Stud Provides 360 Degrees Of Smooth Rotation)	Outer ES2907RL ‡ Inner EV116 ‡	2 2	S028 S028
1985-1980	(Powdered Metal Gusher Brg. For Better Lubrication) (Powdered Metal Gusher Brg. For Better Lubrication)	Outer ES2081RL ‡ Inner ES2072RLT ‡	2 2	S506 S506
1979-1976	(Powdered Metal Gusher Brg. For Better Lubrication) (Powdered Metal Gusher Brg. For Better Lubrication) (Powdered Metal Gusher Brg. For Better Lubrication)	Outer ES427R ‡ Left Inner ES2001L ‡ Right Inner ES2002L ‡	2 1 1	S207 S207 S207

CADILLAC-Seville (Cont.)

REAR SUSPENSION



R038



R312

Year	Model/Application	Part	P/C Qty	Figure
Control Arm Bushing				
1990-1986	(Contains Both Inner To Frame) (Contains Both Outer Bushings To Knuckle)	Lower Inner Lower Outer	2 2	R038 R038
1985-1980	(Contains Front And Rear Bushings)	Lower	2	R312
Leaf Spring Bushing				
1979-1976		Fixed End	2	
Leaf Spring Shackle Bushing				
1979-1976			4	
Strut Mount				
1990-1986		Upper	2	R038
Wheel Hub & Bearing Assembly				
1990-1988	4 Wheel ABS Non ABS	513041 513018	2 2	
1987-1986		513018	2	

CHECKER MOTORS-Marathon

FRONT SUSPENSION

Year	Model/Application	Part	P/C Qty	Figure
Ball Joint				
1982-1968	(Powdered Metal Gusher Brg. For Better Lubrication)	Lower	2	
Control Arm Bushing Set				
1970-1968	(Contains Front And Rear Bushings)	Upper	1	

(Cont.) **Marathon-CHECKER MOTORS**

STEERING				
Year	Model/Application	Part	P/C Qty	Figure
Tie Rod Adjusting Sleeve				
1980-1961		ES2004S	2	
Tie Rod End				
1970-1961	3.250" Length, .688" - 18 Threads, (Includes Sunoloy-Coated Metal Bearing To Combine Durability With Smooth Stud Swing)	Outer ES262L ‡	2	
REAR SUSPENSION				
Year	Model/Application	Part	P/C Qty	Figure
Leaf Spring Shackle Bushing				
1970-1969		K200946	8	

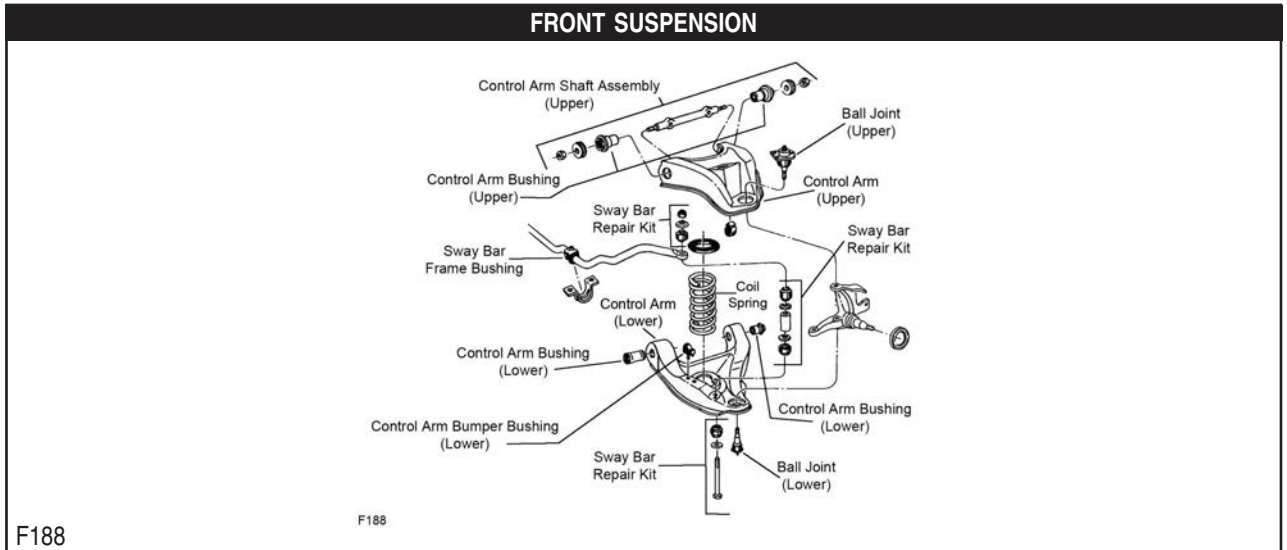
Superba-CHECKER MOTORS

STEERING				
Year	Model/Application	Part	P/C Qty	Figure
Tie Rod Adjusting Sleeve				
1963-1960		ES2004S	2	
Tie Rod End				
1963-1960	3.250" Length, .688" - 18 Threads, (Includes Sunoloy-Coated Metal Bearing To Combine Durability With Smooth Stud Swing)	Outer ES262L ‡	2	

Beauville-CHEVROLET

STEERING				
Year	Model/Application	Part	P/C Qty	Figure
Tie Rod End				
1957-1955	Conventional Manual Steering, (Powdered Metal Gusher Brg. For Better Lubrication)	Inner ES577 ‡	2	
	Conventional Power Steering, (Powdered Metal Gusher Brg. For Better Lubrication)	Right Inner ES577 ‡	1	

Bel Air-CHEVROLET



Year	Model/Application	Part	P/C Qty	Figure
Ball Joint				
1981-1976	Vehicles Built For Canadian Market, (Powdered Metal Gusher Brg. For Better Lubrication)	Upper K5208 ‡	2	F188
1976	Vehicles Built For Canadian Market, (Powdered Metal Gusher Brg. For Better Lubrication)	Lower K6141 ‡	2	F188
1975-1971	(Powdered Metal Gusher Brg. For Better Lubrication)	Upper K5208 ‡	2	F188
	(Powdered Metal Gusher Brg. For Better Lubrication)	Lower K6141 ‡	2	F188
1970-1958	(Powdered Metal Gusher Brg. For Better Lubrication)	Lower K6035 ‡	2	
1970-1955	(Powdered Metal Gusher Brg. For Better Lubrication)	Upper K6034 ‡	2	
1957-1955	(Powdered Metal Gusher Brg. For Better Lubrication)	Lower K670 ‡	2	

CHEVROLET-Bel Air (Cont.)

FRONT SUSPENSION (Cont.)

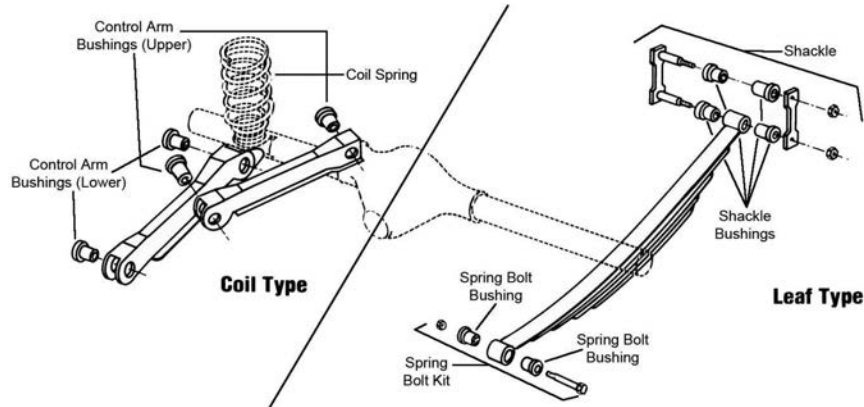
Year	Model/Application	Part	P/C Qty	Figure
Control Arm Bumper Bushing				
1981-1976	Vehicles Built For Canadian Market	Lower	K6606	2 F188
1975-1971		Lower	K6606	2 F188
Control Arm Bushing				
1981-1976	Vehicles Built For Canadian Market	Lower Rear	K5262	2 F188
	Vehicles Built For Canadian Market	Lower Front	K3113	2 F188
1975-1971	1-5/8" Outside Diameter	Lower Rear	K5262	2 F188
		Lower Front	K3113	2 F188
1970-1965	(Bushing Only) (Includes Ferrules)	Lower	K6055	2
		Lower	K6134	2
1964-1955	(Contains Front And Rear Bushings)	Lower	K304	1
Control Arm Bushing Set				
1981	(Contains Front And Rear Bushings)	Upper	K6409 ‡	1 F188
	(Contains Front And Rear Bushings, Standard Design)	Upper	K6198	1 F188
	(Contains Front And Rear Bushings)	Lower	K6109	2 F188
1975-1974		Upper	K6144	2 F188
1975-1971	(Contains Front And Rear Bushings)	Lower	K6109	2 F188
1973-1971	(Contains Front And Rear Bushings)	Upper	K6108	2 F188
1970-1955	(Contains Front And Rear Bushings)	Upper	K5196	2
Control Arm Shaft Assembly				
1981-1980	Vehicles Built For Canadian Market, (Provides Additional Positive(+) Camber Adjustment, Offset Shaft Kit, Design Allows Ease Of Installation)	Upper	K6210 ‡	2 F188
1979-1976	Vehicles Built For Canadian Market, (Provides Additional Positive(+) Camber Adjustment, Offset Shaft Kit, Design Allows Ease Of Installation)	Upper	K6146 ‡	2 F188
1975-1974	(Provides Additional Positive(+) Camber Adjustment, Offset Shaft Kit, Design Allows Ease Of Installation)	Upper	K6146 ‡	2 F188
1973-1971	(Provides Additional Positive(+) Camber Adjustment, Offset Shaft Kit, Design Allows Ease Of Installation)	Upper	K6148 ‡	2 F188
1970-1965	(Provides Additional Positive(+) Camber Adjustment, Offset Shaft Kit, Design Allows Ease Of Installation)	Upper	K6104 ‡	2
Control Arm with Ball Joint				
1981-1977	Vehicles Built For Canadian Market, (Contains Bushing, Powdered Metal Gusher Brg. For Better Lubrication)	Left Upper	CK620158 ‡	1 F188
	Vehicles Built For Canadian Market, (R-Series)	Left Upper	RK620158	1 F188
	Vehicles Built For Canadian Market, (Contains Bushing, Powdered Metal Gusher Brg. For Better Lubrication)	Right Upper	CK620159 ‡	1 F188
	Vehicles Built For Canadian Market, (R-Series)	Right Upper	RK620159	1 F188
	Vehicles Built For Canadian Market, (Contains Bushing, Powdered Metal Gusher Brg. For Better Lubrication)	Left Lower	CK620168 ‡	1 F188
	Vehicles Built For Canadian Market, (R-Series)	Left Lower	RK620168	1 F188
	Vehicles Built For Canadian Market, (Contains Bushing, Powdered Metal Gusher Brg. For Better Lubrication)	Right Lower	CK620169 ‡	1 F188
	Vehicles Built For Canadian Market, (R-Series)	Right Lower	RK620169	1 F188
King Bolt Set				
1954-1950	.8660" X 5.312", (Contains Metal Bushing)		8282B	1
Strut Rod Bushing Kit				
1970-1967	Except Police, (Standard Design)		K6079A	1
1970-1965	(Improved Design)		K6092	1
1966-1965	(Standard Design)		K6079A	1
Sway Bar Bushing				
1981-1980	1" Sway Bar Diameter, Vehicles Built For Canadian Market	To Frame	K6451	1 F188
	1-1/16" Sway Bar Diameter, Vehicles Built For Canadian Market	To Frame	K5288	1 F188
	1-1/8" Sway Bar Diameter, Vehicles Built For Canadian Market	To Frame	K6453	1 F188
	1-3/16" Sway Bar Diameter, Vehicles Built For Canadian Market	To Frame	K5248	1 F188
1975-1971	1" Sway Bar Diameter	To Frame	K5253	1 F188
	15/16" Sway Bar Diameter	To Frame	K5241	1 F188
1970-1950	(Standard Design)	To Frame	K5227	1
Sway Bar Repair Kit				
1975-1971	(Heavy Duty Design) (Includes Polyurethane Bushings And Solid Metal Sleeve For Enhanced Performance. Barrel Nut Allows For Easier Installation.)		K6630 ‡	2 F188
	(Standard Design)		K700532 ‡	2 F188
			K5252	2 F188
1964-1958	(OEM Type) 7-1/4" Length, (Includes Polyurethane Bushings And Solid Metal Sleeve For Enhanced Performance. Barrel Nut Allows For Easier Installation.)		K5254	2
			K700538 ‡	2
1957-1953	(Standard Design)		K6217	2

FRONT SUSPENSION (Cont.)

Year	Model/Application	Part	P/C Qty	Figure
Sway Bar Repair Kit				
1957-1950	6-1/2" Length, (Includes Polyurethane Bushings And Solid Metal Sleeve For Enhanced Performance. Barrel Nut Allows For Easier Installation.)	K700534 ‡	2	
1952-1950	(Standard Design, Standard Design)	K6217	2	
STEERING				
S510				
Year	Model/Application	Part	P/C Qty	Figure
Center Link				
1981-1976	Vehicles Built For Canadian Market, (Contains New Pre-Crimped Metric Nuts, Powdered Metal Gusher Brg. For Better Lubrication)	DS809 ‡	1	S510
1975-1973	(Powdered Metal Gusher Brg. For Better Lubrication)	DS809 ‡	1	S510
Idler Arm				
1976	Vehicles Built For Canadian Market, (Powdered Metal Gusher Brg. For Better Lubrication)	K6153 ‡	1	S510
1975-1974	(Powdered Metal Gusher Brg. For Better Lubrication)	K6153 ‡	1	S510
1973	(Powdered Metal Gusher Brg. For Better Lubrication)	K6149 ‡	1	S510
1972-1971	(Powdered Metal Gusher Brg. For Better Lubrication)	K6106 ‡	1	S510
1964-1961	(Powdered Metal Gusher Brg. For Better Lubrication, With Bracket)	K14 ‡	1	
Idler Arm Bushing				
1957-1955	(Pivot Bushing)	Bracket End K8826	1	
Idler Arm Bushing Kit				
1957-1955		Center Link End K377	1	
Tie Rod Adjusting Sleeve				
1981-1976	Vehicles Built For Canadian Market	ES2004S	2	S510
1975-1971		ES2004S	2	S510
1970-1965		ES350S	2	S510
Tie Rod End				
1981-1977	Vehicles Built For Canadian Market, (Powdered Metal Gusher Brg. For Better Lubrication)	Outer ES2019RLT ‡	2	S510
	Vehicles Built For Canadian Market, (Powdered Metal Gusher Brg. For Better Lubrication)	Inner ES2020RLT ‡	2	S510
1976	Vehicles Built For Canadian Market, (Powdered Metal Gusher Brg. For Better Lubrication)	Outer ES403R ‡	2	S510
	Vehicles Built For Canadian Market, (Powdered Metal Gusher Brg. For Better Lubrication)	Inner ES403L ‡	2	S510
1975-1971	(Powdered Metal Gusher Brg. For Better Lubrication)	Outer ES403R ‡	2	S510
	(Powdered Metal Gusher Brg. For Better Lubrication)	Inner ES403L ‡	2	S510
1970-1969	(Powdered Metal Gusher Brg. For Better Lubrication)	Outer ES378L ‡	2	S510
	(Powdered Metal Gusher Brg. For Better Lubrication)	Inner ES378R ‡	2	S510
1968-1965	(Powdered Metal Gusher Brg. For Better Lubrication)	Outer ES350L ‡	2	S510
	(Powdered Metal Gusher Brg. For Better Lubrication)	Inner ES370R ‡	2	S510
1964-1963	(Powdered Metal Gusher Brg. For Better Lubrication)	Outer ES323L ‡	2	
1964-1958	(Powdered Metal Gusher Brg. For Better Lubrication)	Inner ES597 ‡	2	S510
1962-1958	(Includes Sunoloy-Coated Metal Bearing To Combine Durability With Smooth Stud Swing)	Outer ES312RL ‡	2	
1957-1955	(Powdered Metal Gusher Brg. For Better Lubrication)	Outer ES234RL ‡	2	
	Conventional Manual Steering, (Powdered Metal Gusher Brg. For Better Lubrication)	Inner ES577 ‡	2	
	Conventional Power Steering, (Powdered Metal Gusher Brg. For Better Lubrication)	Right Inner ES577 ‡	1	

CHEVROLET-Bel Air (Cont.)

REAR SUSPENSION

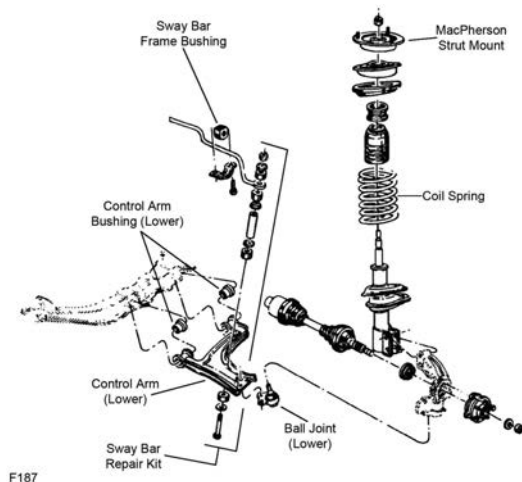


R310

Year	Model/Application	Part	P/C Qty	Figure
Control Arm Bushing				
1975-1971		Upper	K6111	2 R310
1970	4 Dr. Sedan	Lower Rear	K6075	2 R310
1970-1965		Upper	K6075	4 R310
1969-1965	2 Dr. Sedan, 4 Dr. Sedan	Lower Rear	K6075	2 R310
Control Arm Bushing Set				
1975-1971	(Contains Front And Rear Bushings)	Lower	K6116	2 R310
Leaf Spring Bushing				
1975-1971	4 Dr. Station Wagon	Fixed End	SB298	2 R310
1966-1965		Front	SB245	2 R310
1957-1955		Lower Rear	K6566	2 R310
		Fixed End	SB245	2 R310
Leaf Spring Shackle				
1955			K150338	2 R310
1954-1953			K150312	2 R310
Leaf Spring Shackle Bushing				
1975-1971	4 Dr. Station Wagon		K6559	8 R310
1970-1967	2 Dr. Delivery Sedan, 2 Dr. Station Wagon, 3 Dr. Station Wagon, 4 Dr. Station Wagon	Upper Rear	K6559	4 R310
1954-1953			K200919	8 R310

CHEVROLET-Beretta

FRONT SUSPENSION



F187

Year	Model/Application	Part	P/C Qty	Figure
Ball Joint				
1990-1987	(Powdered Metal Gusher Brg. For Better Lubrication)	Lower	K5273 ‡	2 F187

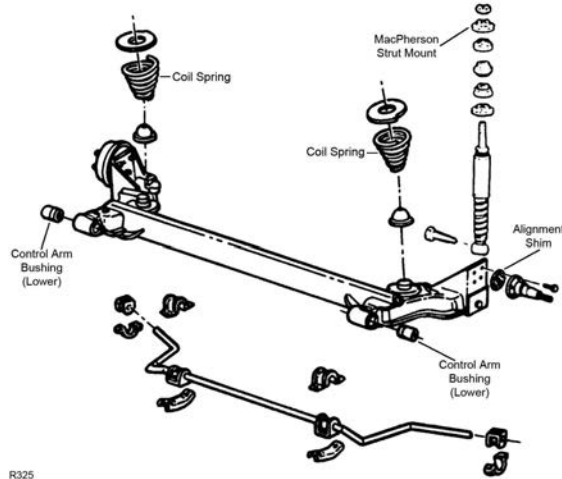
FRONT SUSPENSION (Cont.)					
Year	Model/Application	Part	P/C Qty	Figure	
Control Arm Bushing					
1990-1987		Lower Front	K6284	1	F187
Control Arm Bushing Set					
1990-1987	(Contains Front And Rear Bushings)	Lower	K6351	2	F187
Control Arm with Ball Joint					
1990-1987	(Contains Bushings) (R-Series)	Left Lower	CK620662 ‡	1	F187
	(Contains Bushings) (R-Series)	Left Lower	RK620662	1	F187
		Right Lower	CK620663 ‡	1	F187
		Right Lower	RK620663	1	F187
Strut Bumper Bellows					
1990-1987	(Contains Bumper)		K90463	2	F187
Strut Mount					
1990-1987	(Contains Bearing)		K6561	2	F187
Strut Spring Seat					
1990-1987	(Contains Isolators)	Upper	K6634	2	F187
		Lower	K5346	2	F187
Sway Bar Bushing					
1990-1987	22mm Sway Bar Diameter	To Frame	K6397	1	F187
	24mm Sway Bar Diameter	To Frame	K6398	1	F187
	26mm Sway Bar Diameter	To Frame	K6399	1	F187
	28mm Sway Bar Diameter	To Frame	K6400	1	F187
	30mm Sway Bar Diameter	To Frame	K6401	1	F187
Sway Bar Link					
1990	FE7 Heavy Duty Suspension		K750730	2	F187
Sway Bar Repair Kit					
1990-1987	(Heavy Duty Design) (Includes Polyurethane Bushings And Solid Metal Sleeve For Enhanced Performance. Barrel Nut Allows For Easier Installation.) (Standard Design)		K6630 ‡ K700532 ‡ K5252	2 2 2	F187 F187 F187
Wheel Hub & Bearing Assembly					
1990-1987			513017-K	2	
STEERING					
S292					
Year	Model/Application	Part	P/C Qty	Figure	
Rack & Pinion Boot Kit					
1990-1987		Center	K6338	1	S292
Steering Rack Insulator Bushing					
1990-1987	(Contains Left And Right Bushings)		K6337	1	S292
Tie Rod Adjuster					
1990-1987	(Fluted Design Avoids Corrosion)		ES3088S ‡	2	S292
Tie Rod Adjusting Sleeve					
1990-1987	(OEM Type)		ES3088SP	2	S292
Tie Rod End					
1990-1987	(Powdered Metal Gusher Brg. For Better Lubrication)	Left Outer	ES2217R ‡	1	S292
	(Powdered Metal Gusher Brg. For Better Lubrication)	Right Outer	ES2216R ‡	1	S292
	(Design Allows Ease Of Installation)	Left Inner	ES3371 ‡	1	S292
	(Design Allows Ease Of Installation)	Right Inner	ES3372 ‡	1	S292

CHEVROLET-Beretta (Cont.)

STEERING (Cont.)

Year	Model/Application	Part	P/C Qty	Figure
Tie Rod End Bushing Kit				
1990-1987	(2 Piece Design, Bolts And Washers Not Included, Design Allows Ease Of Installation)	Inner	K6531 ‡	1 S292
	(2 Piece Design, Contains Lock Plate, Bolts, And Washers, Design Allows Ease Of Installation)	Inner	K6677 ‡	1 S292
	(Standard Design, 1 Piece Design)	Inner	EV119	1 S292

REAR SUSPENSION

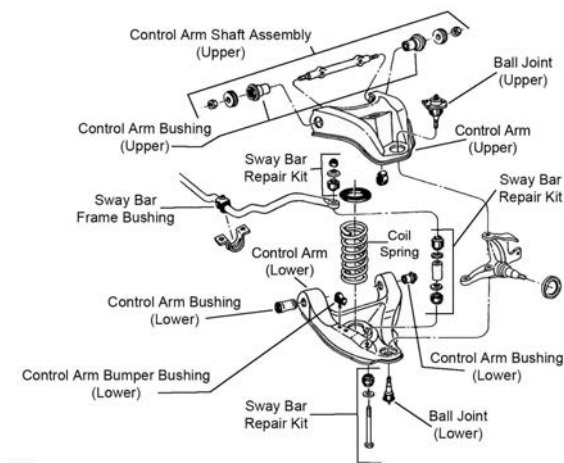


R325

Year	Model/Application	Part	P/C Qty	Figure
Control Arm Bushing				
1990-1987		Axle Arm	K6288	2 R325
Shock Mount				
1990-1987			K6353	2 R325
Wheel Hub & Bearing Assembly				
1990-1987			513012	2

CHEVROLET-Biscayne

FRONT SUSPENSION



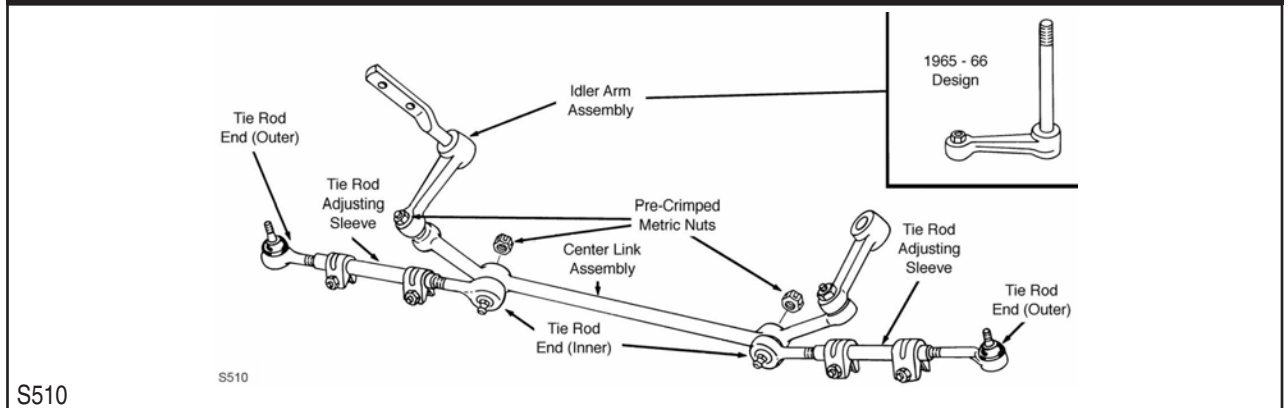
F188

Year	Model/Application	Part	P/C Qty	Figure
Ball Joint				
1972-1971	(Powdered Metal Gusher Brg. For Better Lubrication)	Upper	K5208 ‡	2 F188
	(Powdered Metal Gusher Brg. For Better Lubrication)	Lower	K6141 ‡	2 F188
1970-1958	(Powdered Metal Gusher Brg. For Better Lubrication)	Upper	K6034 ‡	2
	(Powdered Metal Gusher Brg. For Better Lubrication)	Lower	K6035 ‡	2
Control Arm Bumper Bushing				
1972-1971		Lower	K6606	2 F188

(Cont.) Biscayne-CHEVROLET

FRONT SUSPENSION (Cont.)				
Year	Model/Application	Part	P/C Qty	Figure
Control Arm Bushing				
1972-1971		Lower Rear Lower Front	K5262 K3113	2 2 F188 F188
1970-1965	(Bushing Only) (Includes Ferrules)	Lower Lower	K6055 K6134	2 2
1964-1958	(Contains Front And Rear Bushings)	Lower	K304	1
Control Arm Bushing Set				
1972-1971	(Contains Front And Rear Bushings) (Contains Front And Rear Bushings)	Upper Lower	K6108 K6109	2 2 F188 F188
1970-1958	(Contains Front And Rear Bushings)	Upper	K5196	2
Control Arm Shaft Assembly				
1972-1971	(Provides Additional Positive(+) Camber Adjustment, Offset Shaft Kit, Design Allows Ease Of Installation)	Upper	K6148 ‡	2 F188
1970-1965	(Provides Additional Positive(+) Camber Adjustment, Offset Shaft Kit, Design Allows Ease Of Installation)	Upper	K6104 ‡	2
Strut Rod Bushing Kit				
1970-1967	Except Police, (Standard Design)		K6079A	1
1970-1965	(Improved Design)		K6092	1
1966-1965	(Standard Design)		K6079A	1
Sway Bar Bushing				
1972-1971	1" Sway Bar Diameter 15/16" Sway Bar Diameter	To Frame To Frame	K5253 K5241	1 1 F188 F188
1970-1958	(Standard Design)	To Frame	K5227	1
Sway Bar Repair Kit				
1972-1971	(Heavy Duty Design) (Includes Polyurethane Bushings And Solid Metal Sleeve For Enhanced Performance. Barrel Nut Allows For Easier Installation.) (Standard Design)		K6630 ‡ K700532 ‡ K5252	2 2 F188 F188 2 F188
1964-1958	(OEM Type) 7-1/4" Length, (Includes Polyurethane Bushings And Solid Metal Sleeve For Enhanced Performance. Barrel Nut Allows For Easier Installation.)		K5254 K700538 ‡	2 2

STEERING



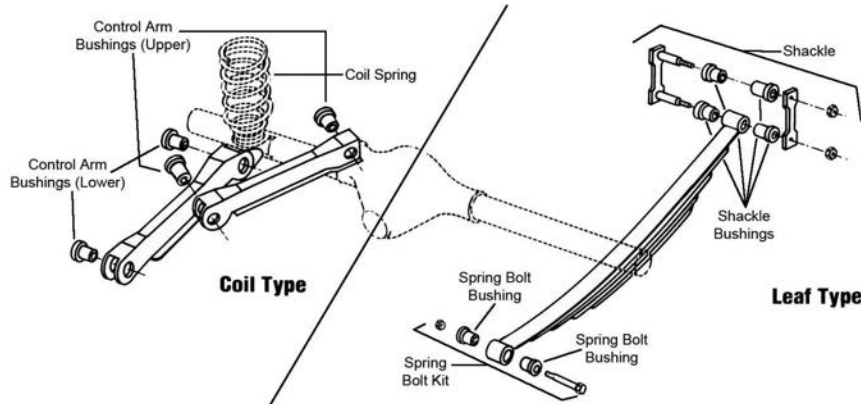
Year	Model/Application	Part	P/C Qty	Figure
Center Link				
1975-1974	Vehicles Built For Canadian Market, (Powdered Metal Gusher Brg. For Better Lubrication)		DS809 ‡	1
Idler Arm				
1972-1971	(Powdered Metal Gusher Brg. For Better Lubrication)		K6106 ‡	1 S510
1964-1961	(Powdered Metal Gusher Brg. For Better Lubrication, With Bracket)		K14 ‡	1
Tie Rod Adjusting Sleeve				
1975-1974	Vehicles Built For Canadian Market		ES2004S	2 S510
1972-1971			ES2004S	2 S510
1970-1965			ES350S	2 S510
Tie Rod End				
1975-1974	Vehicles Built For Canadian Market, (Powdered Metal Gusher Brg. For Better Lubrication) Vehicles Built For Canadian Market, (Powdered Metal Gusher Brg. For Better Lubrication)	Outer Inner	ES403R ‡ ES403L ‡	2 2 S510 S510
1972-1971	(Powdered Metal Gusher Brg. For Better Lubrication) (Powdered Metal Gusher Brg. For Better Lubrication)	Outer Inner	ES403R ‡ ES403L ‡	2 2 S510 S510

CHEVROLET-Biscayne (Cont.)

STEERING (Cont.)

Year	Model/Application	Part	P/C Qty	Figure	
Tie Rod End					
1970-1969	(Powdered Metal Gusher Brg. For Better Lubrication) (Powdered Metal Gusher Brg. For Better Lubrication)	Outer Inner	ES378L ‡ ES378R ‡	2 2	S510 S510
1968-1965	(Powdered Metal Gusher Brg. For Better Lubrication) (Powdered Metal Gusher Brg. For Better Lubrication)	Outer Inner	ES350L ‡ ES370R ‡	2 2	S510 S510
1964-1963	(Powdered Metal Gusher Brg. For Better Lubrication)	Outer	ES323L ‡	2	
1964-1958	(Powdered Metal Gusher Brg. For Better Lubrication)	Inner	ES597 ‡	2	S510
1962-1958	(Includes Sunloy-Coated Metal Bearing To Combine Durability With Smooth Stud Swing)	Outer	ES312RL ‡	2	

REAR SUSPENSION



R310

Year	Model/Application	Part	P/C Qty	Figure	
Control Arm Bushing					
1972-1971		Upper	K6111	2	R310
1970	4 Dr. Sedan	Lower	K6075	2	R310
1970-1965		Upper	K6075	4	R310
1969-1965	2 Dr. Sedan, 4 Dr. Sedan	Lower	K6075	2	R310
Control Arm Bushing Set					
1972-1971	(Contains Front And Rear Bushings)	Lower	K6116	2	R310
Leaf Spring Bushing					
1972-1971	4 Dr. Station Wagon	Fixed End	SB298	2	R310
1966-1965		Front	SB245	2	
Leaf Spring Shackle Bushing					
1972-1971	4 Dr. Station Wagon		K6559	8	R310
1970-1967	2 Dr. Delivery Sedan, 2 Dr. Station Wagon, 3 Dr. Station Wagon, 4 Dr. Station Wagon	Upper Rear	K6559	4	

CHEVROLET-Brookwood

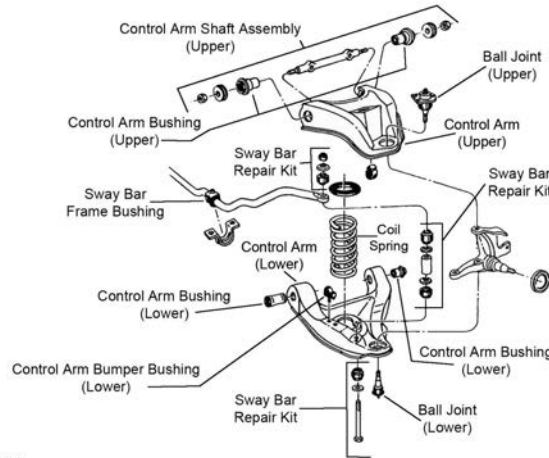
FRONT SUSPENSION

Year	Model/Application	Part	P/C Qty	Figure	
Ball Joint					
1958	(Powdered Metal Gusher Brg. For Better Lubrication)	Upper	K6034 ‡	2	
Control Arm Bushing					
1958	(Contains Front And Rear Bushings)	Lower	K304	1	
Control Arm Bushing Set					
1958	(Contains Front And Rear Bushings)	Upper	K5196	2	
Sway Bar Repair Kit					
1958	7-1/4" Length, (Includes Polyurethane Bushings And Solid Metal Sleeve For Enhanced Performance. Barrel Nut Allows For Easier Installation.)		K700538 ‡	2	

STEERING

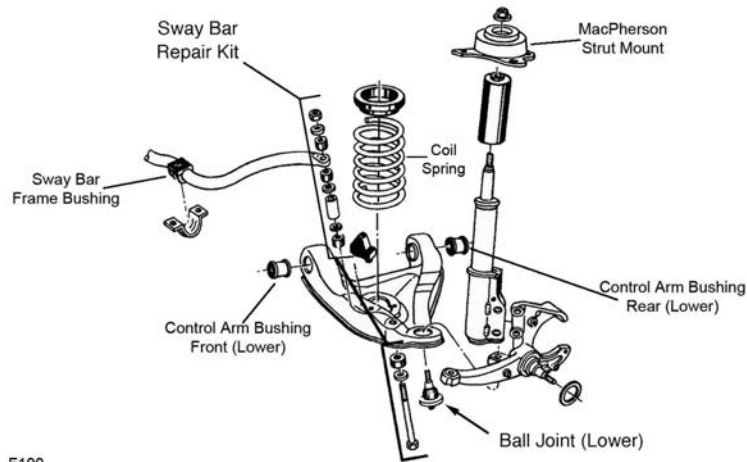
Year	Model/Application	Part	P/C Qty	Figure	
Tie Rod End					
1958	(Includes Sunloy-Coated Metal Bearing To Combine Durability With Smooth Stud Swing) (Powdered Metal Gusher Brg. For Better Lubrication)	Outer Inner	ES312RL ‡ ES597 ‡	2 2	

FRONT SUSPENSION



F188

F188



F190

F190

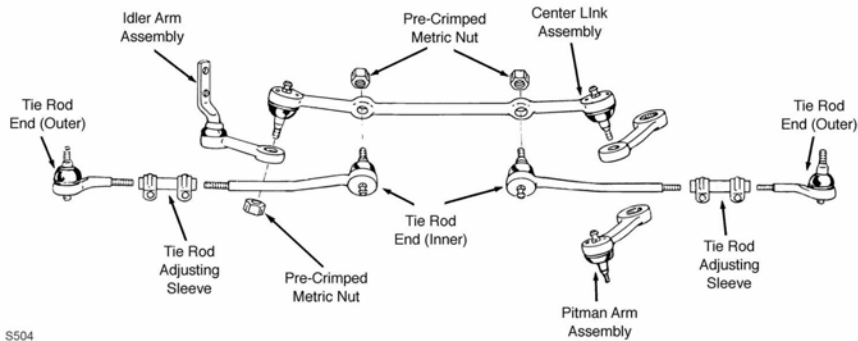
Year	Model/Application	Part	P/C Qty	Figure
Ball Joint				
1990-1982	(Powdered Metal Gusher Brg. For Better Lubrication)	Lower	K6145T ‡	2 F190
1981-1970	(Powdered Metal Gusher Brg. For Better Lubrication)	Upper	K5208 ‡	2 F188
	(Powdered Metal Gusher Brg. For Better Lubrication)	Lower	K6145T ‡	2 F188
1969-1967	(Powdered Metal Gusher Brg. For Better Lubrication)	Upper	K5108 ‡	2 F188
	(Powdered Metal Gusher Brg. For Better Lubrication)	Lower	K5103 ‡	2 F188
Control Arm Bumper Bushing				
1987-1985	Except Touring Suspension	Lower	K6606	2 F190
1984-1982		Lower	K6606	2 F190
1981-1970		Lower	K6606	2 F188
Control Arm Bushing				
1981-1973		Lower Rear	K5262	2 F188
		Lower Front	K3113	2 F188
1972-1971		Lower	K6110	2 F188
Control Arm Bushing Set				
1990-1982	(Contains Front And Rear Bushings)	Lower	K6253	2 F190
1981-1973	(Contains Front And Rear Bushings)	Lower	K6109	2 F188
1979-1974		Upper	K6144	2 F188
1973-1970	(Contains Front And Rear Bushings)	Upper	K6108	2 F188
1970-1967	(Contains Front And Rear Bushings)	Lower	K6076	2 F188
1969-1967	(Contains Front And Rear Bushings)	Upper	K5196	2 F188
Control Arm Shaft Assembly				
1979-1974	(Provides Additional Positive(+) Camber Adjustment, Offset Shaft Kit, Design Allows Ease Of Installation)	Upper	K6146 ‡	2 F188

CHEVROLET-Camaro (Cont.)

FRONT SUSPENSION (Cont.)

Year	Model/Application	Part	P/C Qty	Figure
Control Arm Shaft Assembly				
1973-1970	(Provides Additional Positive(+) Camber Adjustment, Offset Shaft Kit, Design Allows Ease Of Installation)	Upper	K6148 ‡	2 F188
1969-1967	(Provides Additional Positive(+) Camber Adjustment, Offset Shaft Kit, Design Allows Ease Of Installation)	Upper	K5250 ‡	2 F188
Strut Mount				
1990-1982	(Contains Bearing)	Left	K6414	1 F190
	(Contains Bearing)	Right	K6412	1 F190
Sway Bar Bushing				
1990-1986	33mm Sway Bar Diameter, Except Tabs On Mounting Clamps	To Frame	K6457	1 F190
1990-1982	1" Sway Bar Diameter, Except Tabs On Mounting Clamps	To Frame	K6451	1 F190
	1-1/16" Sway Bar Diameter, Except Tabs On Mounting Clamps	To Frame	K5288	1 F190
	1-1/4" Sway Bar Diameter, (Split Design For Easier Installation)	To Frame	K6455 ‡	1 F190
	1-1/8" Sway Bar Diameter, Except Tabs On Mounting Clamps	To Frame	K6453	1 F190
	1-3/16" Sway Bar Diameter, Except Tabs On Mounting Clamps	To Frame	K5248	1 F190
	36mm Sway Bar Diameter, Except Tabs On Mounting Clamps	To Frame	K6459	1 F190
1981-1976	1" Sway Bar Diameter, Except Tabs On Mounting Clamps	To Frame	K6451	1 F188
	1" To 1-9/64" Sway Bar Diameter, Tabs On Mounting Clamps	To Frame	K6161	1 F188
	1-1/16" Sway Bar Diameter, Except Tabs On Mounting Clamps	To Frame	K5288	1 F188
	1-1/4" Sway Bar Diameter, Except Tabs On Mounting Clamps, (Split Design For Easier Installation)	To Frame	K6455 ‡	1 F188
	1-1/8" Sway Bar Diameter, Except Tabs On Mounting Clamps	To Frame	K6453	1 F188
	1-3/16" Sway Bar Diameter, Except Tabs On Mounting Clamps	To Frame	K5248	1 F188
	15/16" Sway Bar Diameter, Tabs On Mounting Clamps	To Frame	K5241	1 F188
1975-1970	1" Sway Bar Diameter 15/16" Sway Bar Diameter	To Frame To Frame	K5253 K5241	1 F188 1 F188
1969-1967	(Standard Design)	To Frame	K5227	1 F188
Sway Bar Repair Kit				
1990-1982	(Heavy Duty Design) (Includes Polyurethane Bushings And Solid Metal Sleeve For Enhanced Performance. Barrel Nut Allows For Easier Installation.) (Standard Design)		K6630 ‡	2 F190
			K700532 ‡	2 F190
			K5252	2 F190
1981-1970	(Heavy Duty Design) (Includes Polyurethane Bushings And Solid Metal Sleeve For Enhanced Performance. Barrel Nut Allows For Easier Installation.) (Standard Design)		K6630 ‡	2 F188
			K700532 ‡	2 F188
			K5252	2 F188
1969-1967	(Standard Design) 6-1/2" Length, (Includes Polyurethane Bushings And Solid Metal Sleeve For Enhanced Performance. Barrel Nut Allows For Easier Installation.)		K6217 K700534 ‡	2 F188 2 F188

STEERING



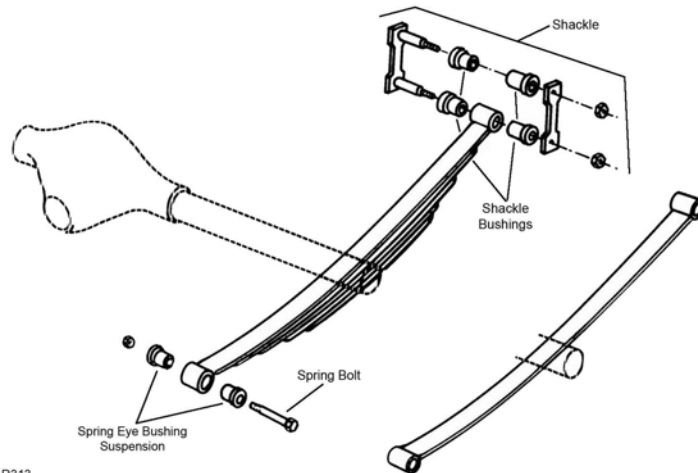
S504

Year	Model/Application	Part	P/C Qty	Figure
Center Link				
1990-1982	(Powdered Metal Gusher Brg. For Better Lubrication)		DS1049 ‡	1 S504
1981-1980	V6 Cyl, (Contains New Pre-Crimped Metric Nuts, Powdered Metal Gusher Brg. For Better Lubrication)		DS883 ‡	1 S504
	V8 Cyl, (Contains New Pre-Crimped Metric Nuts, Powdered Metal Gusher Brg. For Better Lubrication)		DS829 ‡	1 S504
1979-1972	(Contains New Pre-Crimped Metric Nuts, Powdered Metal Gusher Brg. For Better Lubrication)		DS829 ‡	1 S504
1971-1970	Power Steering, (Contains New Pre-Crimped Metric Nuts, Powdered Metal Gusher Brg. For Better Lubrication)		DS829 ‡	1 S504
	350(5.7L), High Performance Engine, Manual Steering, (Contains New Pre-Crimped Metric Nuts, Powdered Metal Gusher Brg. For Better Lubrication)		DS829 ‡	1 S504
Idler Arm				
1990-1982	(Powdered Metal Gusher Brg. For Better Lubrication)		K6249 ‡	1 S504

STEERING (Cont.)

Year	Model/Application	Part	P/C Qty	Figure
Idler Arm				
1981-1973	(Powdered Metal Gusher Brg. For Better Lubrication)	K6186 ‡	1	S504
1972-1970	(Powdered Metal Gusher Brg. For Better Lubrication)	K5212 ‡	1	S504
1969-1968	(Powdered Metal Gusher Brg. For Better Lubrication)	K6099 ‡	1	S504
Pitman Arm				
1969-1968	Manual Steering, (Greaseable Socket Reduces Corrosion/Wear)	K6150 ‡	1	S504
1969-1967	5.78" From Stud Center To Spline Center, (Greaseable Socket Reduces Corrosion/Wear)	K6582 ‡	1	S504
Tie Rod Adjusting Sleeve				
1990-1982		ES2032S	2	S504
1981-1970		ES2004S	2	S504
1969-1967		ES350S	2	S504
Tie Rod End				
1990-1982	(Powdered Metal Gusher Brg. For Better Lubrication)	Outer ES2226RL ‡	2	S504
	(Powdered Metal Gusher Brg. For Better Lubrication)	Inner ES2227RL ‡	2	S504
1981-1980	V6 Cyl, (Powdered Metal Gusher Brg. For Better Lubrication)	Left Inner ES2001L ‡	1	S504
	V6 Cyl, (Powdered Metal Gusher Brg. For Better Lubrication)	Right Inner ES2002L ‡	1	S504
	V8 Cyl, (Powdered Metal Gusher Brg. For Better Lubrication)	Outer ES441RL ‡	2	S504
	V8 Cyl, (Powdered Metal Gusher Brg. For Better Lubrication)	Left Inner ES442L ‡	1	S504
	V8 Cyl, (Powdered Metal Gusher Brg. For Better Lubrication)	Right Inner ES443L ‡	1	S504
1979-1975	(Powdered Metal Gusher Brg. For Better Lubrication)	Outer ES441RL ‡	2	S504
	(Powdered Metal Gusher Brg. For Better Lubrication)	Left Inner ES442L ‡	1	S504
	(Powdered Metal Gusher Brg. For Better Lubrication)	Right Inner ES443L ‡	1	S504
1974-1970	(Powdered Metal Gusher Brg. For Better Lubrication)	Outer ES404RL ‡	2	S504
	(Powdered Metal Gusher Brg. For Better Lubrication)	Left Inner DS782 ‡	1	S504
	(Powdered Metal Gusher Brg. For Better Lubrication)	Right Inner DS781 ‡	1	S504
1969-1968	(Powdered Metal Gusher Brg. For Better Lubrication)	Outer ES381RL ‡	2	S504
1969-1967	(Powdered Metal Gusher Brg. For Better Lubrication)	Inner ES681N ‡	2	S504
1967	(Powdered Metal Gusher Brg. For Better Lubrication)	Outer ES348R ‡	2	S504

REAR SUSPENSION

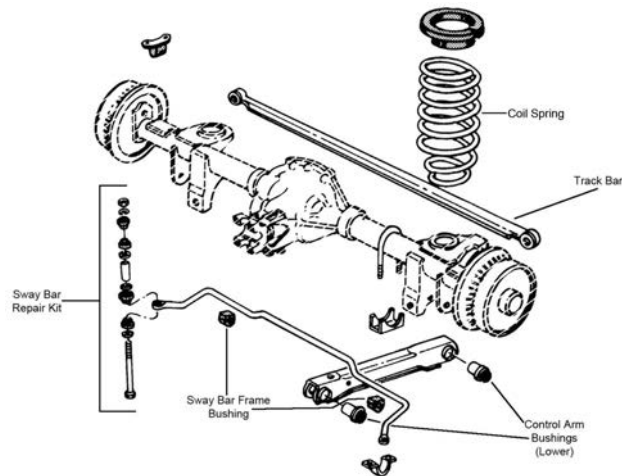


R313

R313

CHEVROLET-Camaro (Cont.)

REAR SUSPENSION (Cont.)

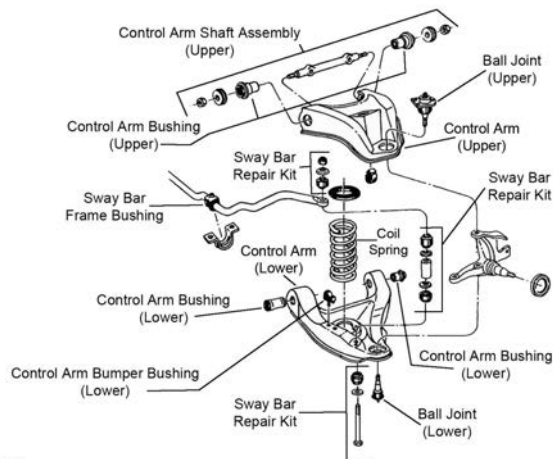


R336

Year	Model/Application	Part	P/C Qty	Figure
Control Arm Bushing				
1990-1982	(Contains Front And Rear Bushings)	Lower	K6178	2 R336
Leaf Spring Bushing				
1981-1967		Fixed End	SB298	2 R313
Leaf Spring Shackle Bushing				
1981			K6560	4 R313
1980-1967	2.19" Length, 1.580" Outside Diameter	Lower Rear	K6560	4 R313
	2.770" Length, 1.580" Outside Diameter		K6559	4 R313
Sway Bar Bushing				
1990-1982		To Frame	K6686	1 R336
Sway Bar Repair Kit				
1990-1982	(Heavy Duty Design) (Includes Polyurethane Bushings And Solid Metal Sleeve For Enhanced Performance. Barrel Nut Allows For Easier Installation.) (Standard Design)		K6630 ‡ K700532 ‡ K5252	2 R336 2 R336 2 R336
Track Bar				
1990-1982	(Contains Bushings)		K6341	1 R336

CHEVROLET-Caprice

FRONT SUSPENSION



F188

F188

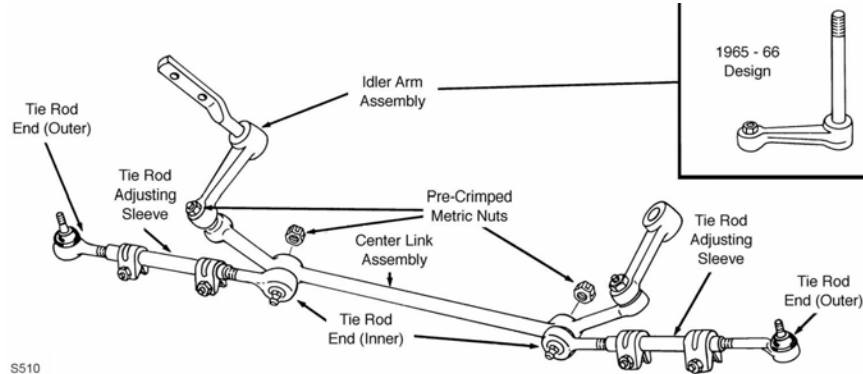
Year	Model/Application	Part	P/C Qty	Figure
Ball Joint				
1990-1977	(Powdered Metal Gusher Brg. For Better Lubrication)	Lower	K6145T ‡	2 F188
1990-1971	(Powdered Metal Gusher Brg. For Better Lubrication)	Upper	K5208 ‡	2 F188

(Cont.) Caprice-CHEVROLET

FRONT SUSPENSION (Cont.)					
Year	Model/Application	Part	P/C Qty	Figure	
Ball Joint					
1976-1971	(Powdered Metal Gusher Brg. For Better Lubrication)	Lower	K6141 ‡	2	F188
1970-1966	(Powdered Metal Gusher Brg. For Better Lubrication) (Powdered Metal Gusher Brg. For Better Lubrication)	Upper	K6034 ‡	2	
		Lower	K6035 ‡	2	
Control Arm Bumper Bushing					
1990-1971		Lower	K6606	2	F188
Control Arm Bushing					
1990-1971	1-5/8" Outside Diameter	Lower Rear	K5262	2	F188
		Lower Front	K3113	2	F188
1970-1966	(Bushing Only) (Includes Ferrules)	Lower	K6055	2	
		Lower	K6134	2	
Control Arm Bushing Set					
1990-1980	(Contains Front And Rear Bushings) (Contains Front And Rear Bushings, Standard Design) Standard Suspension, (Contains Front And Rear Bushings)	Upper	K6409 ‡	1	F188
		Upper	K6198	1	F188
		Lower	K6109	2	F188
1979-1974		Upper	K6144	2	F188
1979-1971	(Contains Front And Rear Bushings)	Lower	K6109	2	F188
1973-1971	(Contains Front And Rear Bushings)	Upper	K6108	2	F188
1970-1966	(Contains Front And Rear Bushings)	Upper	K5196	2	
Control Arm Shaft Assembly					
1990-1980	(Provides Additional Positive(+) Camber Adjustment, Offset Shaft Kit, Design Allows Ease Of Installation)	Upper	K6210 ‡	2	F188
1979-1974	(Provides Additional Positive(+) Camber Adjustment, Offset Shaft Kit, Design Allows Ease Of Installation)	Upper	K6146 ‡	2	F188
1973-1971	(Provides Additional Positive(+) Camber Adjustment, Offset Shaft Kit, Design Allows Ease Of Installation)	Upper	K6148 ‡	2	F188
1970-1966	(Provides Additional Positive(+) Camber Adjustment, Offset Shaft Kit, Design Allows Ease Of Installation)	Upper	K6104 ‡	2	
Control Arm with Ball Joint					
1990-1977	(Contains Bushing, Powdered Metal Gusher Brg. For Better Lubrication) (R-Series) (Contains Bushing, Powdered Metal Gusher Brg. For Better Lubrication) (R-Series) (Contains Bushing, Powdered Metal Gusher Brg. For Better Lubrication) (R-Series) (Contains Bushing, Powdered Metal Gusher Brg. For Better Lubrication) (R-Series)	Left Upper	CK620158 ‡	1	F188
		Left Upper	RK620158	1	F188
		Right Upper	CK620159 ‡	1	F188
		Right Upper	RK620159	1	F188
		Left Lower	CK620168 ‡	1	F188
		Left Lower	RK620168	1	F188
		Right Lower	CK620169 ‡	1	F188
		Right Lower	RK620169	1	F188
Strut Rod Bushing Kit					
1970-1967	Except Police, (Standard Design)		K6079A	1	
1970-1966	(Improved Design)		K6092	1	
1966	(Standard Design)		K6079A	1	
Sway Bar Bushing					
1990-1980	1" Sway Bar Diameter 1-1/16" Sway Bar Diameter 1-1/4" Sway Bar Diameter, (Split Design For Easier Installation) 1-1/8" Sway Bar Diameter 1-3/16" Sway Bar Diameter	To Frame	K6451	1	F188
		To Frame	K5288	1	F188
		To Frame	K6455 ‡	1	F188
		To Frame	K6453	1	F188
		To Frame	K5248	1	F188
1979-1976	1" Sway Bar Diameter	To Frame	K6161	1	F188
1979-1971	15/16" Sway Bar Diameter	To Frame	K5241	1	F188
1975-1971	1" Sway Bar Diameter	To Frame	K5253	1	F188
1970-1966	(Standard Design)	To Frame	K5227	1	
Sway Bar Repair Kit					
1990-1971	(Heavy Duty Design) (Includes Polyurethane Bushings And Solid Metal Sleeve For Enhanced Performance. Barrel Nut Allows For Easier Installation.) (Standard Design)		K6630 ‡	2	F188
			K700532 ‡	2	F188
			K5252	2	F188

CHEVROLET-Caprice (Cont.)

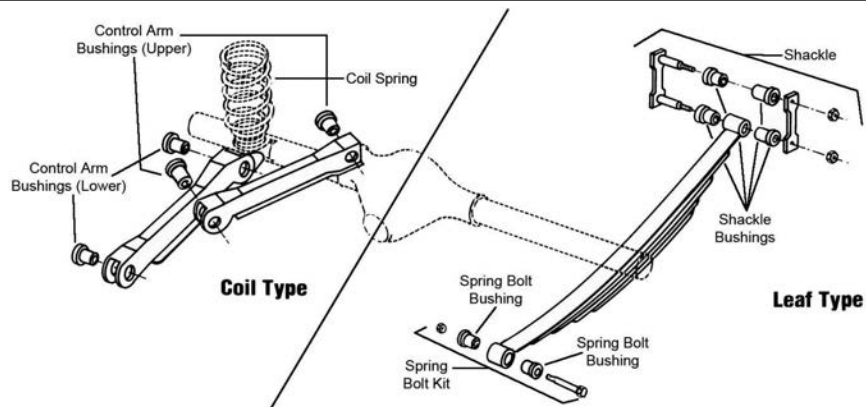
STEERING



S510

Year	Model/Application	Part	P/C Qty	Figure
Center Link				
1990-1977	(Contains New Pre-Crimped Metric Nuts, Greaseable Socket Reduces Corrosion/Wear)	DS899 ‡	1	S510
1976-1973	(Powdered Metal Gusher Brg. For Better Lubrication)	DS809 ‡	1	S510
Idler Arm				
1990-1978	(Powdered Metal Gusher Brg. For Better Lubrication)	K6187T ‡	1	S510
1977	(Powdered Metal Gusher Brg. For Better Lubrication)	K6164 ‡	1	S510
1976-1974	(Powdered Metal Gusher Brg. For Better Lubrication)	K6153 ‡	1	S510
1973	(Powdered Metal Gusher Brg. For Better Lubrication)	K6149 ‡	1	S510
1972-1971	(Powdered Metal Gusher Brg. For Better Lubrication)	K6106 ‡	1	S510
Tie Rod Adjusting Sleeve				
1990-1971		ES2004S	2	S510
1970-1966		ES350S	2	S510
Tie Rod End				
1990-1977	(Powdered Metal Gusher Brg. For Better Lubrication)	Outer ES2019RLT ‡	2	S510
	(Powdered Metal Gusher Brg. For Better Lubrication)	Inner ES2020RLT ‡	2	S510
1976-1971	(Powdered Metal Gusher Brg. For Better Lubrication)	Outer ES403R ‡	2	S510
	(Powdered Metal Gusher Brg. For Better Lubrication)	Inner ES403L ‡	2	S510
1970-1969	(Powdered Metal Gusher Brg. For Better Lubrication)	Outer ES378L ‡	2	S510
	(Powdered Metal Gusher Brg. For Better Lubrication)	Inner ES378R ‡	2	S510
1968-1966	(Powdered Metal Gusher Brg. For Better Lubrication)	Outer ES350L ‡	2	S510
	(Powdered Metal Gusher Brg. For Better Lubrication)	Inner ES370R ‡	2	S510

REAR SUSPENSION



R310

Year	Model/Application	Part	P/C Qty	Figure
Control Arm Bushing				
1990-1971		Upper K6111	2	R310
1970		Lower Front K6075	2	R310
1970-1969	2 Dr. Hardtop, 4 Dr. Hardtop	Lower Rear K6075	2	R310
1970-1966		Upper K6075	4	R310
Control Arm Bushing Set				
1990-1971	(Contains Front And Rear Bushings)	Lower K6116	2	R310

(Cont.) Caprice-CHEVROLET

REAR SUSPENSION (Cont.)				
Year	Model/Application	Part	P/C Qty	Figure
Leaf Spring Bushing				
1976-1971	4 Dr. Station Wagon	Fixed End	SB298	2 R310
1966		Front	SB245	2
Leaf Spring Shackle Bushing				
1976-1971	4 Dr. Station Wagon		K6559	8 R310
1970-1967	2 Dr. Delivery Sedan, 2 Dr. Station Wagon, 3 Dr. Station Wagon, 4 Dr. Station Wagon	Upper Rear	K6559	4

Cavalier-CHEVROLET

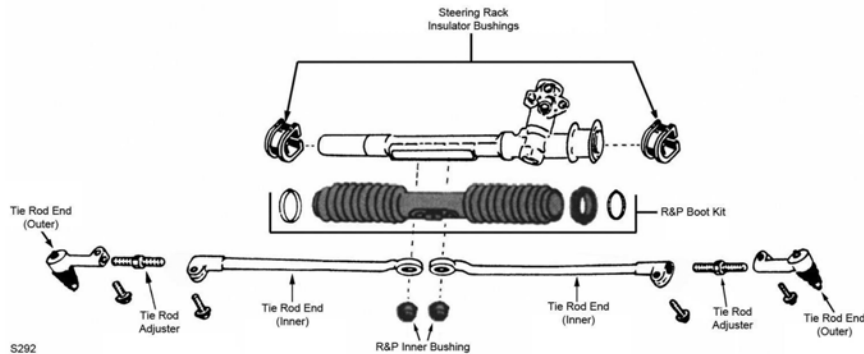
FRONT SUSPENSION				
F187				
Year	Model/Application	Part	P/C Qty	Figure
Ball Joint				
1990-1982	(Powdered Metal Gusher Brg. For Better Lubrication)	Lower	K5273 ‡	2 F187
Control Arm Bushing				
1990-1982	1.65"/42mm Outside Diameter	Lower Front	K6284	1 F187
Control Arm Bushing Set				
1990-1987	(Contains Front And Rear Bushings)	Lower	K6351	2 F187
Control Arm with Ball Joint				
1990-1982	(Contains Bushings)	Left Lower	CK620662 ‡	1 F187
	(R-Series)	Left Lower	RK620662	1 F187
	(Contains Bushings)	Right Lower	CK620663 ‡	1 F187
	(R-Series)	Right Lower	RK620663	1 F187
Strut Bumper Bellows				
1990-1982	(Contains Bumper)		K90463	2 F187
Strut Mount				
1990-1982	(Contains Bearing)		K6563	2 F187
Strut Spring Seat				
1990-1982	(Contains Isolators)	Upper	K6634	2 F187
		Lower	K5346	2 F187
Sway Bar Bushing				
1990-1986	22mm Sway Bar Diameter	To Frame	K6397	1 F187
	24mm Sway Bar Diameter	To Frame	K6398	1 F187
	26mm Sway Bar Diameter	To Frame	K6399	1 F187
	30mm Sway Bar Diameter	To Frame	K6401	1 F187
1990-1984	28mm Sway Bar Diameter	To Frame	K6400	1 F187
1985-1984	22mm Sway Bar Diameter	To Frame	K6275	1 F187
	30mm Sway Bar Diameter	To Frame	K6278	1 F187
1983-1982	24mm Sway Bar Diameter	To Frame	K6280	1 F187
	28mm Sway Bar Diameter	To Frame	K6281	1 F187
Sway Bar Repair Kit				
1990-1982	(Heavy Duty Design)		K6630 ‡	2 F187
	(Includes Polyurethane Bushings And Solid Metal Sleeve For Enhanced Performance. Barrel Nut Allows For Easier Installation.)		K700532 ‡	2 F187
	(Standard Design)		K5252	2 F187

CHEVROLET-Cavalier (Cont.)

FRONT SUSPENSION (Cont.)

Year	Model/Application	Part	P/C Qty	Figure
Wheel Hub & Bearing Assembly				
1990-1984		513017-K	2	

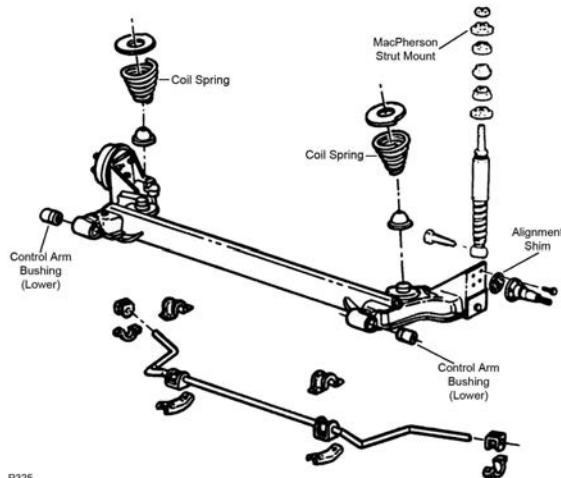
STEERING



S292

Year	Model/Application	Part	P/C Qty	Figure	
Rack & Pinion Boot Kit					
1990-1987	Center	K6338	1	S292	
Steering Rack Insulator Bushing					
1990-1987	Power Steering, (Contains Left And Right Bushings)	K6337	1	S292	
Tie Rod Adjuster					
1990-1982	(Fluted Design Avoids Corrosion)	ES3088S ‡	2	S292	
Tie Rod Adjusting Sleeve					
1990-1982	(OEM Type)	ES3088SP	2	S292	
Tie Rod End					
1990-1982	(Powdered Metal Gusher Brg. For Better Lubrication)	Left Outer	ES2217R ‡	1	S292
	(Powdered Metal Gusher Brg. For Better Lubrication)	Right Outer	ES2216R ‡	1	S292
	(Design Allows Ease Of Installation)	Left Inner	ES3371 ‡	1	S292
	(Design Allows Ease Of Installation)	Right Inner	ES3372 ‡	1	S292
Tie Rod End Bushing Kit					
1990-1982	(2 Piece Design, Bolts And Washers Not Included, Design Allows Ease Of Installation)	Inner	K6531 ‡	1	S292
	(2 Piece Design, Contains Lock Plate, Bolts, And Washers, Design Allows Ease Of Installation)	Inner	K6677 ‡	1	S292
	(Standard Design, 1 Piece Design)	Inner	EV119	1	S292

REAR SUSPENSION



R325

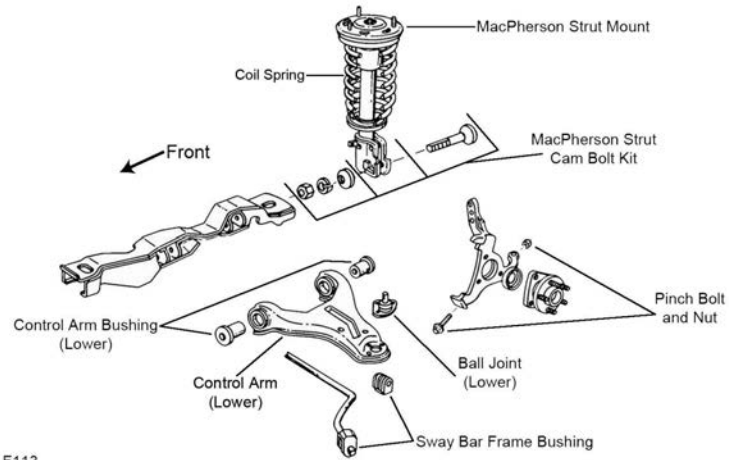
Year	Model/Application	Part	P/C Qty	Figure	
Control Arm Bushing					
1990-1982	1.888" Outside Diameter	Lower	K6288	2	R325
Shock Mount					
1990-1984			K6353	2	R325

REAR SUSPENSION (Cont.)

Year	Model/Application	Part	P/C Qty	Figure
Wheel Hub & Bearing Assembly				
1990-1982		513012	2	

Celebrity-CHEVROLET

FRONT SUSPENSION

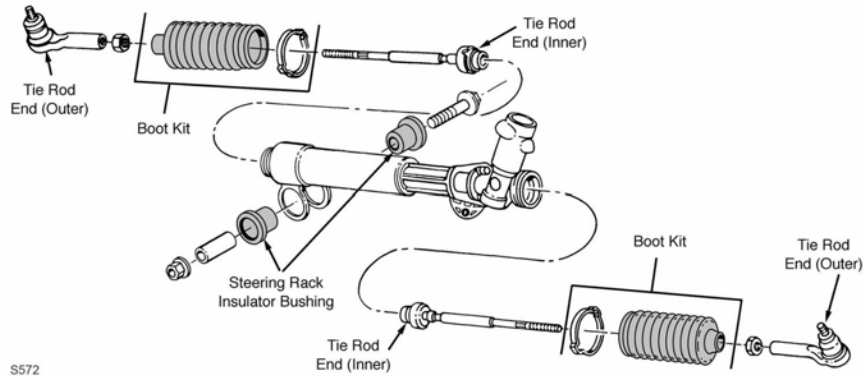


F113

Year	Model/Application	Part	P/C Qty	Figure
Ball Joint				
1990-1982	(Powdered Metal Gusher Brg. For Better Lubrication)	Lower	K5263 ‡	2 F113
Control Arm Bushing				
1990-1982	(Contains Front And Rear Bushings)	Lower	K6271	2 F113
Strut and Spring Assembly				
1990-1985	(Coated For Corrosion Resistance, Strut, Spring & Top Mount)		ST8500 ‡	2 F113
1984	FE3 Or F41 Heavy Duty Suspension, (Coated For Corrosion Resistance, Strut, Spring & Top Mount)		ST8500 ‡	2 F113
Strut Bumper Bellows				
1990-1982	(Contains Bumper)		K90463	2 F113
Strut Mount				
1990-1982	(Contains Bearing)		K6446	2 F113
Strut Spring Seat				
1990-1984	(Contains Isolators)	Upper	K6636	2 F113
Sway Bar Bushing				
1990-1982		To Arm	K6270	1 F113
	22mm Sway Bar Diameter	To Frame	K6267	1 F113
	26mm Sway Bar Diameter	To Frame	K6269	1 F113
Wheel Hub & Bearing Assembly				
1990			513016-K	2
1989-1983	10-1/4" Rotor Diameter, Heavy Duty Brakes		513016-K	2
	9.68" Rotor Diameter, Light Duty Brakes		513011-K	2
1982			513011-K	2

CHEVROLET-Celebrity (Cont.)

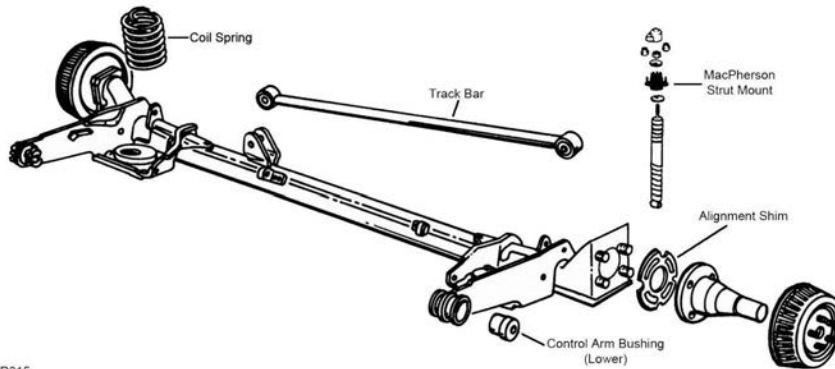
STEERING



S572

Year	Model/Application	Part	P/C Qty	Figure	
Rack & Pinion Boot Kit					
1990-1982		K6298	2	S572	
Steering Rack Insulator Bushing					
1990-1982		K6225	2	S572	
Tie Rod End					
1990-1982	(Powdered Metal Gusher Brg. For Better Lubrication) (Full Ball Stud Provides 360 Degrees Of Smooth Rotation)	Outer Inner	ES2111RL ‡ EV116 ‡	2 2	S572 S572

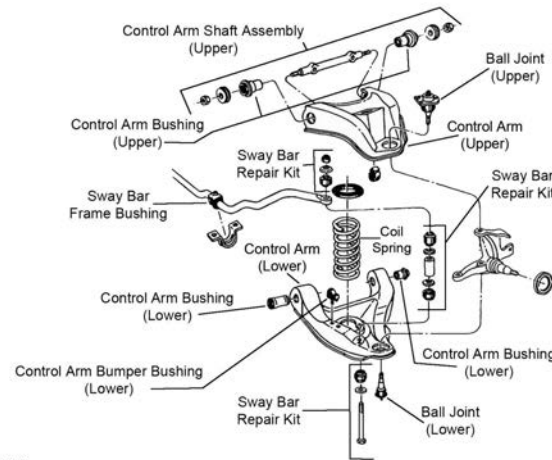
REAR SUSPENSION



R315

Year	Model/Application	Part	P/C Qty	Figure	
Control Arm Bushing					
1990-1982		Lower	K5274	2	R315
Shock Mount					
1990-1984			K6353	2	R315
Track Bar					
1990-1982	(Contains Bushings)		K6342	1	R315
Wheel Hub & Bearing Assembly					
1990-1983			513018	2	

FRONT SUSPENSION



F188

F188

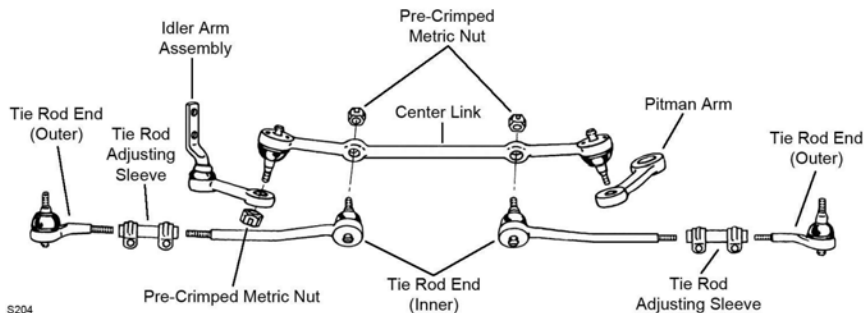
Year	Model/Application	Part	P/C Qty	Figure	
Ball Joint					
1977-1973	(Powdered Metal Gusher Brg. For Better Lubrication)	Upper	K5208 ‡	2	F188
	(Powdered Metal Gusher Brg. For Better Lubrication)	Lower	K6145T ‡	2	F188
1972-1964	(Powdered Metal Gusher Brg. For Better Lubrication)	Upper	K5108 ‡	2	F188
	(Powdered Metal Gusher Brg. For Better Lubrication)	Lower	K5103 ‡	2	F188
Control Arm Bumper Bushing					
1977-1973		Lower	K6606	2	F188
Control Arm Bushing					
1977-1975		Lower Front	K3113	2	F188
1977-1973		Lower Rear	K5262	2	F188
1974-1973	1-5/8" Outside Diameter	Lower Front	K3113	2	F188
1966-1964	1.900" Outside Diameter, (Contains Front And Rear Bushings)	Lower Rear	K5144	2	F188
Control Arm Bushing Set					
1977-1974		Upper	K6144	2	F188
1977-1973	(Contains Front And Rear Bushings)	Lower	K6109	2	F188
1973	(Contains Front And Rear Bushings)	Upper	K6108	2	F188
1972-1967	(Contains Oval Rear Bushing, Contains Front And Rear Bushings)	Lower	K5149	2	F188
1972-1966	(Contains Round Rear Bushing, Contains Front And Rear Bushings)	Lower	K6076	2	F188
1972-1964	(Contains Front And Rear Bushings)	Upper	K5196	2	F188
Control Arm Shaft Assembly					
1977-1974	(Provides Additional Positive(+) Camber Adjustment, Offset Shaft Kit, Design Allows Ease Of Installation)	Upper	K6146 ‡	2	F188
1973	(Provides Additional Positive(+) Camber Adjustment, Offset Shaft Kit, Design Allows Ease Of Installation)	Upper	K6148 ‡	2	F188
1972-1964	(Provides Additional Positive(+) Camber Adjustment, Offset Shaft Kit, Design Allows Ease Of Installation)	Upper	K5250 ‡	2	F188
Sway Bar Bushing					
1977-1976	1" To 1-9/64" Sway Bar Diameter, Tabs On Mounting Clamps	To Frame	K6161	1	F188
	15/16" Sway Bar Diameter, Tabs On Mounting Clamps	To Frame	K5241	1	F188
1975-1968	1" Sway Bar Diameter	To Frame	K5253	1	F188
	15/16" Sway Bar Diameter	To Frame	K5241	1	F188
1967	250(4.1L), (Standard Design)	To Frame	K5227	1	F188
1967-1965	230(3.8L), (Standard Design)	To Frame	K5227	1	F188
	283(4.6L), (Standard Design)	To Frame	K5227	1	F188
	327(5.4L), (Standard Design)	To Frame	K5227	1	F188
1966-1965	194(3.2L), (Standard Design)	To Frame	K5227	1	F188
1965	396(6.6L)	To Frame	K7096	1	F188
1964	(Standard Design)	To Frame	K5227	1	F188
Sway Bar Repair Kit					
1977-1973	(Heavy Duty Design)		K6630 ‡	2	F188
	(Includes Polyurethane Bushings And Solid Metal Sleeve For Enhanced Performance. Barrel Nut Allows For Easier Installation.)		K700532 ‡	2	F188
	(Standard Design)		K5252	2	F188
1972-1964	(Heavy Duty Design)		K6629 ‡	2	F188

CHEVROLET-Chevelle (Cont.)

FRONT SUSPENSION (Cont.)

Year	Model/Application	Part	P/C Qty	Figure
Sway Bar Repair Kit				
1972-1964 (Cont.)	(Includes Polyurethane Bushings And Solid Metal Sleeve For Enhanced Performance. Barrel Nut Allows For Easier Installation.) (Standard Design)	K700535 ‡	2	F188
		K8266	2	F188

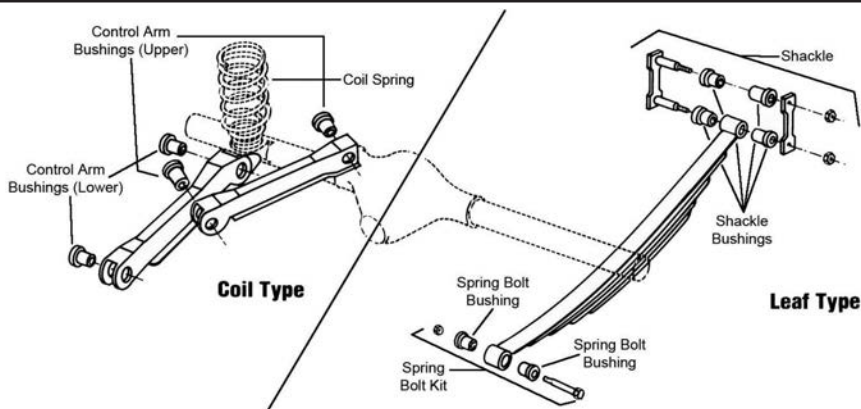
STEERING



S204

Year	Model/Application	Part	P/C Qty	Figure
Center Link				
1977-1973	Power Steering, (Powdered Metal Gusher Brg. For Better Lubrication)	DS808 ‡	1	S204
1972-1968	(Powdered Metal Gusher Brg. For Better Lubrication)	DS749 ‡	1	S204
Idler Arm				
1977-1975	(Powdered Metal Gusher Brg. For Better Lubrication)	K6152 ‡	1	S204
1974-1973	(Powdered Metal Gusher Brg. For Better Lubrication)	K6149 ‡	1	S204
1972-1968	(Powdered Metal Gusher Brg. For Better Lubrication)	K5143 ‡	1	S204
1967-1965	(Powdered Metal Gusher Brg. For Better Lubrication)	K5142 ‡	1	S204
1964	13/16" Diameter Center Link, (Powdered Metal Gusher Brg. For Better Lubrication) 7/8" Diameter Center Link, (Powdered Metal Gusher Brg. For Better Lubrication)	K5143 ‡ K5142 ‡	1 1	S204 S204
Tie Rod Adjusting Sleeve				
1977-1971		ES2004S	2	S204
1970-1964		ES2032S	2	S204
Tie Rod End				
1977-1973	(Powdered Metal Gusher Brg. For Better Lubrication)	Inner ES2020RLT ‡	2	S204
1973	(Powdered Metal Gusher Brg. For Better Lubrication)	Outer ES427R ‡	2	S204
1972-1971	(Powdered Metal Gusher Brg. For Better Lubrication)	Outer ES406R ‡	2	S204
	(Powdered Metal Gusher Brg. For Better Lubrication)	Inner ES406L ‡	2	S204
1970-1964	(Powdered Metal Gusher Brg. For Better Lubrication)	Outer ES333RL ‡	2	S204
	(Powdered Metal Gusher Brg. For Better Lubrication)	Inner ES681N ‡	2	S204

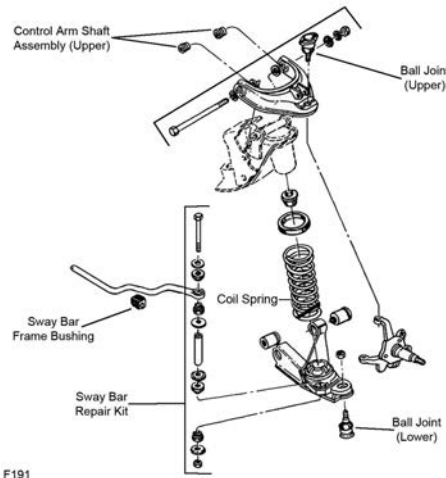
REAR SUSPENSION



R310

Year	Model/Application	Part	P/C Qty	Figure	
Control Arm Bushing Set					
1977-1964	(Contains Front And Rear Bushings) (Contains Front And Rear Bushings)	Upper	K5161	2	R310
		Lower	K5161	2	R310

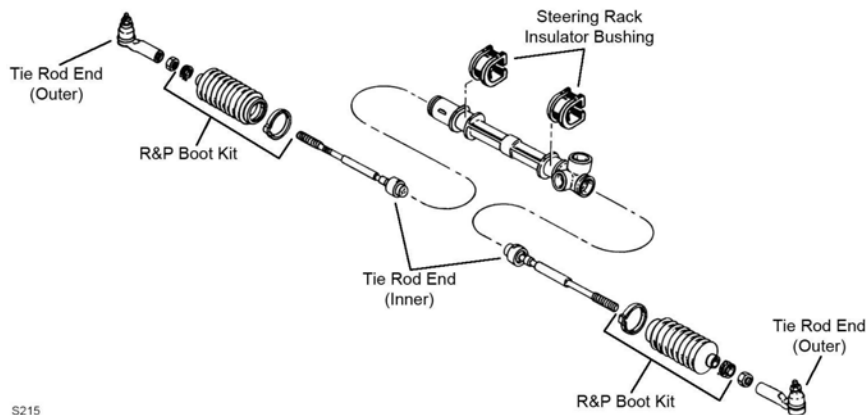
FRONT SUSPENSION



F191

Year	Model/Application	Part	P/C Qty	Figure	
Ball Joint					
1987-1976	(Powdered Metal Gusher Brg. For Better Lubrication) Plus or Minus 1 Degree, (Replaces OEM Offset To Provide 1 Degree +/- Camber/Caster)	Lower Upper	K6273 ‡ K5292 ‡	2 2	F191 F191
Control Arm Bumper Bushing					
1987-1976		Lower	K201080	2	F191
Control Arm Bushing Set					
1987-1976	(Contains Front And Rear Bushings) (Contains Front And Rear Bushings)	Upper Lower	K6170 K6163	2 2	F191 F191
Sway Bar Bushing					
1987-1976	15/16" Bar Diameter Or Larger 7/8" Bar Diameter Or Smaller	To Frame To Frame	K3110 K5242	1 1	F191 F191
Sway Bar Repair Kit					
1987-1976	(Standard Design) 6-1/2" Length, (Includes Polyurethane Bushings And Solid Metal Sleeve For Enhanced Performance. Barrel Nut Allows For Easier Installation.)		K6217 K700534 ‡	2 2	F191 F191

STEERING

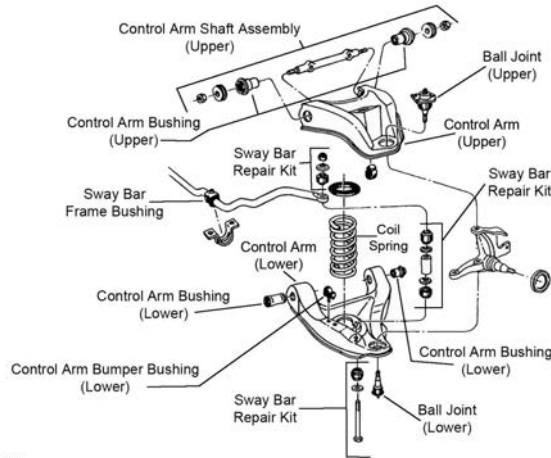


S215

Year	Model/Application	Part	P/C Qty	Figure	
Tie Rod End					
1987-1976	(Includes Sunoloy-Coated Metal Bearing To Combine Durability With Smooth Stud Swing) (Full Ball Stud Provides 360 Degrees Of Smooth Rotation)	Outer Inner	ES2048RL ‡ EV121 ‡	2 2	S215 S215

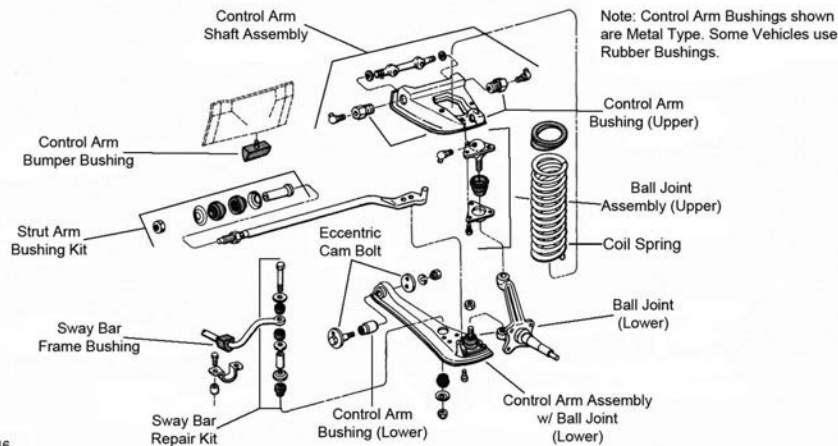
CHEVROLET-Chevy II

FRONT SUSPENSION



F188

F188



F416

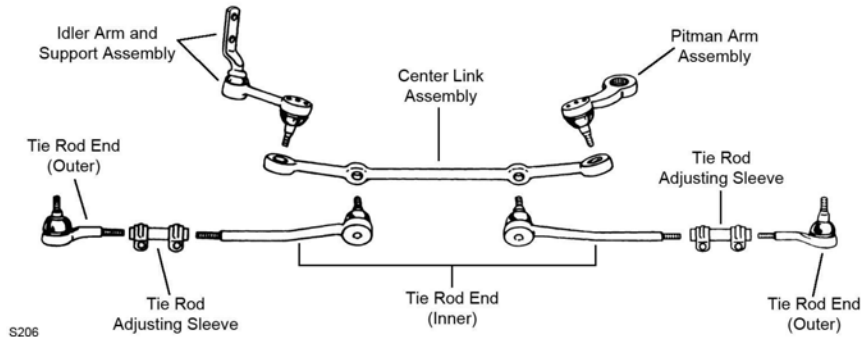
F416

Year	Model/Application	Part	P/C Qty	Figure
Ball Joint				
1968	(Powdered Metal Gusher Brg. For Better Lubrication)	Upper	K5108 ‡	2 F188
	(Powdered Metal Gusher Brg. For Better Lubrication)	Lower	K5103 ‡	2 F188
1967-1962	(Powdered Metal Gusher Brg. For Better Lubrication)	Upper	K692 ‡	2 F416
	(Powdered Metal Gusher Brg. For Better Lubrication)	Lower	K693 ‡	2 F416
Control Arm Bushing				
1967-1962	(Contains Front And Rear Bushings)	Upper	K6063	2 F416
	(Powdered Metal Gusher Brg. For Better Lubrication)	Lower	K6068 ‡	2 F416
Control Arm Bushing Set				
1968	(Contains Front And Rear Bushings)	Upper	K5196	2 F188
	(Contains Front And Rear Bushings)	Lower	K6076	2 F188
Control Arm Shaft Assembly				
1968	(Provides Additional Positive(+) Camber Adjustment, Offset Shaft Kit, Design Allows Ease Of Installation)	Upper	K5250 ‡	2 F188
Strut Rod Bushing Kit				
1967-1962	(Improved Design)		K6094	1 F416
	(Standard Design)		K6089	1 F416
Sway Bar Bushing				
1968	(Standard Design)	To Frame	K5227	1 F188
1967-1962	(Standard Design)	To Frame	K5227	1 F416
Sway Bar Repair Kit				
1968	(Heavy Duty Design)		K6630 ‡	2 F188
	(Includes Polyurethane Bushings And Solid Metal Sleeve For Enhanced Performance. Barrel Nut Allows For Easier Installation.)		K700532 ‡	2 F188
	(Standard Design)		K5252	2 F188
1967-1962	(Standard Design)		K6217	2 F416

FRONT SUSPENSION (Cont.)

Year	Model/Application	Part	P/C Qty	Figure
Sway Bar Repair Kit				
1967-1962 (Cont.)	6-1/2" Length, (Includes Polyurethane Bushings And Solid Metal Sleeve For Enhanced Performance. Barrel Nut Allows For Easier Installation.)	K700534 ‡	2	F416

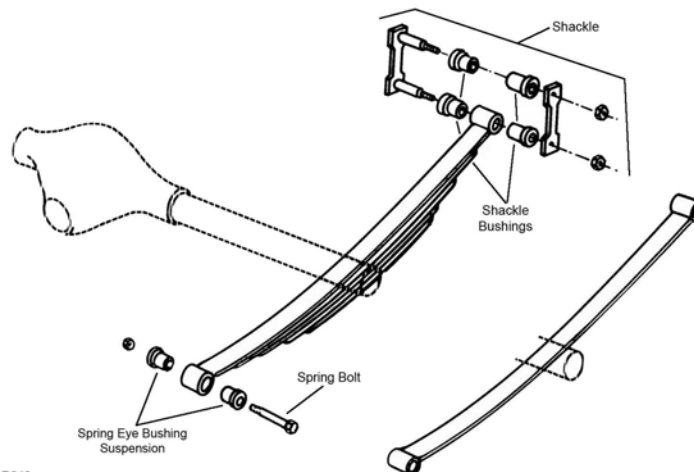
STEERING



S206

Year	Model/Application	Part	P/C Qty	Figure
Idler Arm				
1968	(Powdered Metal Gusher Brg. For Better Lubrication)	K6099 ‡	1	S206
Idler Arm Bushing Kit				
1967-1963		K6022	1	
Pitman Arm				
1968	153(2.5L), Manual Steering, (Greaseable Socket Reduces Corrosion/Wear)	K6150 ‡	1	S206
	230(3.8L), Manual Steering, (Greaseable Socket Reduces Corrosion/Wear)	K6150 ‡	1	S206
	250(4.1L), Manual Steering, (Greaseable Socket Reduces Corrosion/Wear)	K6150 ‡	1	S206
	307(5.0L), Manual Steering, (Greaseable Socket Reduces Corrosion/Wear)	K6582 ‡	1	S206
	327(5.4L), Manual Steering, (Greaseable Socket Reduces Corrosion/Wear)	K6150 ‡	1	S206
	350(5.7L), Manual Steering, (Greaseable Socket Reduces Corrosion/Wear)	K6150 ‡	1	S206
	396(6.6L), Manual Steering, (Greaseable Socket Reduces Corrosion/Wear)	K6150 ‡	1	S206
Tie Rod Adjusting Sleeve				
1968		ES350S	2	S206
1967-1963		ES2032S	2	
1962	Offset Tie Rod End	ES2032S	2	
Tie Rod End				
1968	(Powdered Metal Gusher Brg. For Better Lubrication)	Outer ES381RL ‡	2	S206
	(Powdered Metal Gusher Brg. For Better Lubrication)	Inner ES681N ‡	2	S206
1967-1963	(Powdered Metal Gusher Brg. For Better Lubrication)	Outer ES675 ‡	2	
	(Powdered Metal Gusher Brg. For Better Lubrication)	Inner ES323L ‡	2	
1962	1st Design, (Includes Sunoloy-Coated Metal Bearing To Combine Durability With Smooth Stud Swing)	Outer ES312RL ‡	2	
	2nd Design, (Powdered Metal Gusher Brg. For Better Lubrication)	Outer ES675 ‡	2	

REAR SUSPENSION



R313

R313

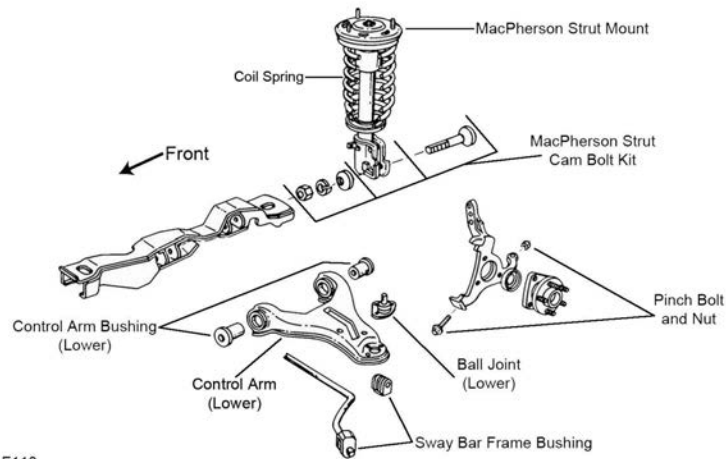
CHEVROLET-Chevy II (Cont.)

REAR SUSPENSION (Cont.)

Year	Model/Application	Part	P/C Qty	Figure
Leaf Spring Bushing				
1968-1962	1.970" Outside Diameter	Fixed End	K200920	4 R313
Leaf Spring Shackle Bushing				
1968-1962	2.19" Length, 1.580" Outside Diameter	Lower Rear	K6560	4 R313
	2.770" Length, 1.580" Outside Diameter		K6559	4 R313

CHEVROLET-Citation

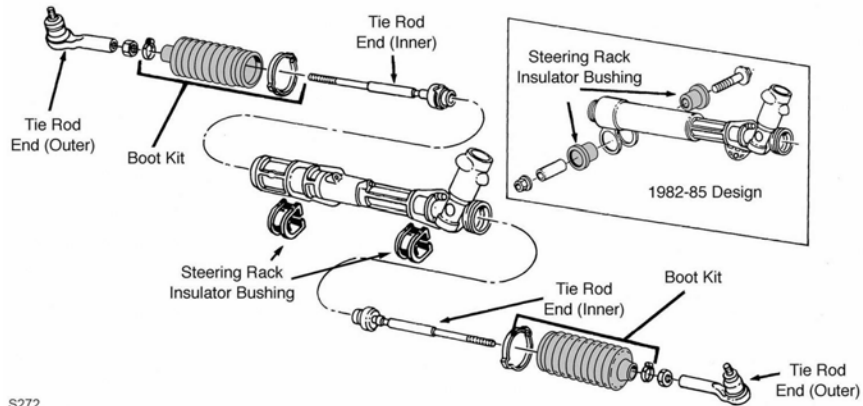
FRONT SUSPENSION



F113

Year	Model/Application	Part	P/C Qty	Figure
Ball Joint				
1983-1980	(Powdered Metal Gusher Brg. For Better Lubrication)	Lower	K5263 ‡	2 F113
Control Arm Bushing				
1983-1982	(Contains Front And Rear Bushings)	Lower	K6271	2 F113
1981-1980	(Contains Front And Rear Bushings)	Lower	K5265	2 F113
Strut Bumper Bellows				
1983-1980	(Contains Bumper)		K90463	2 F113
Strut Mount				
1983-1982	(Contains Bearing)		K6446	2 F113
Sway Bar Bushing				
1983-1982	22mm Sway Bar Diameter 26mm Sway Bar Diameter	To Frame	K6267	1 F113
		To Frame	K6269	1 F113
1983-1980		To Arm	K6270	1 F113
1981-1980	24mm Sway Bar Diameter	To Frame	K6265	1 F113
Wheel Hub & Bearing Assembly				
1983-1980			513011-K	2

STEERING

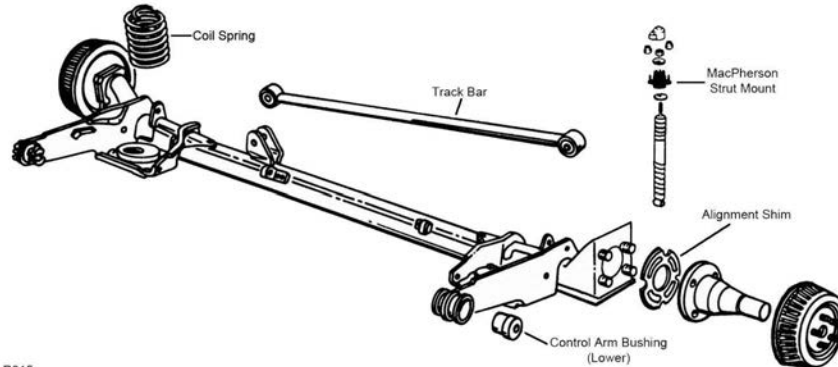


S272

S272

Year	Model/Application	Part	P/C Qty	Figure	
Rack & Pinion Boot Kit					
1983-1982	Power Steering	K6298	2	S272	
1983-1980	Manual Steering	K9860	2	S272	
Steering Rack Insulator Bushing					
1983-1982		K6225	2	S272	
Tie Rod End					
1983-1980	(Powdered Metal Gusher Brg. For Better Lubrication) (Full Ball Stud Provides 360 Degrees Of Smooth Rotation)	Outer Inner	ES2111RL ‡ EV1116 ‡	2 2	S272 S272

REAR SUSPENSION



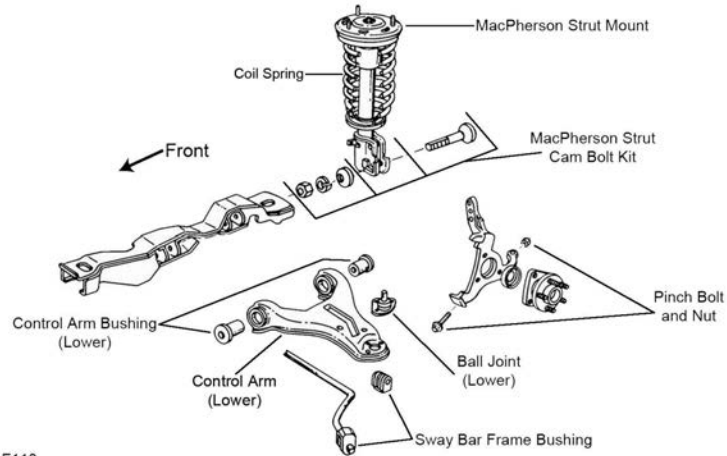
R315

R315

Year	Model/Application	Part	P/C Qty	Figure	
Control Arm Bushing					
1983-1980		Lower	K5274	2	R315
Wheel Hub & Bearing Assembly					
1983-1980			513012	2	

CHEVROLET-Citation II

FRONT SUSPENSION

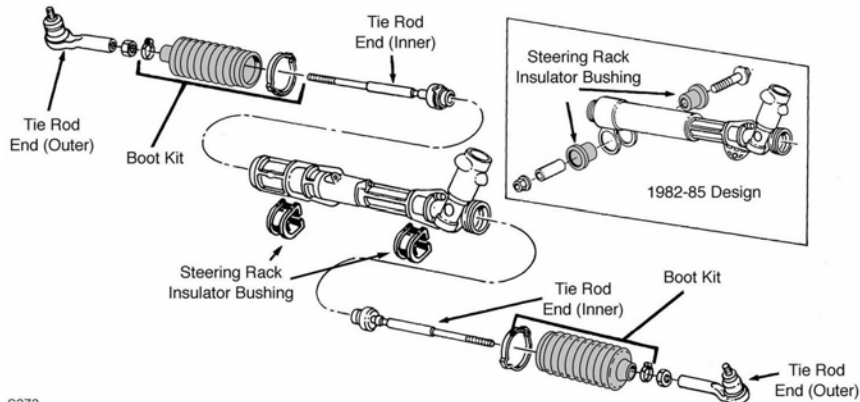


F113

F113

Year	Model/Application	Part	P/C Qty	Figure
Ball Joint				
1985-1984	(Powdered Metal Gusher Brg. For Better Lubrication)	Lower	K5263 ‡	2 F113
Control Arm Bushing				
1985-1984	(Contains Front And Rear Bushings)	Lower	K6271	2 F113
Strut and Spring Assembly				
1985-1984	(Coated For Corrosion Resistance, Strut, Spring & Top Mount)		ST8500 ‡	2 F113
Strut Bumper Bellows				
1985-1984	(Contains Bumper)		K90463	2 F113
Strut Mount				
1985-1984	(Contains Bearing)		K6446	2 F113
Strut Spring Seat				
1985-1984	(Contains Isolators)	Upper	K6636	2 F113
Sway Bar Bushing				
1985-1984		To Arm	K6270	1 F113
	22mm Sway Bar Diameter	To Frame	K6267	1 F113
	26mm Sway Bar Diameter	To Frame	K6269	1 F113
Wheel Hub & Bearing Assembly				
1985-1984			513011-K	2

STEERING



S272

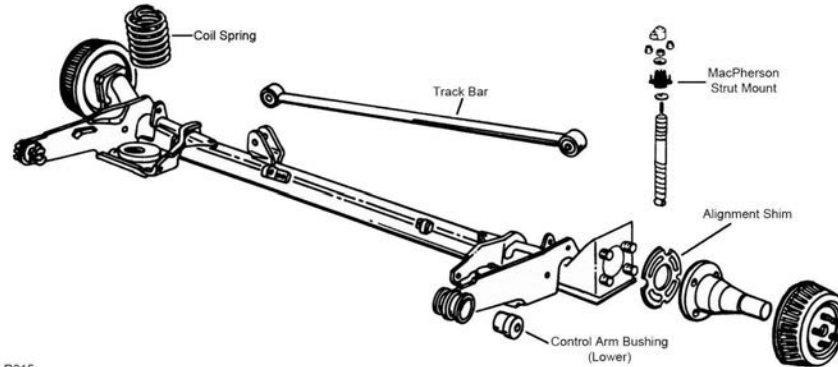
S272

Year	Model/Application	Part	P/C Qty	Figure
Rack & Pinion Boot Kit				
1985-1984	Manual Steering		K9860	2 S272
	Power Steering		K6298	2 S272
Steering Rack Insulator Bushing				
1985-1984			K6225	2 S272

STEERING (Cont.)

Year	Model/Application	Part	P/C Qty	Figure	
Tie Rod End					
1985-1984	(Powdered Metal Gusher Brg. For Better Lubrication) (Full Ball Stud Provides 360 Degrees Of Smooth Rotation)	Outer Inner	ES2111RL ‡ EV116 ‡	2 2	S272 S272

REAR SUSPENSION



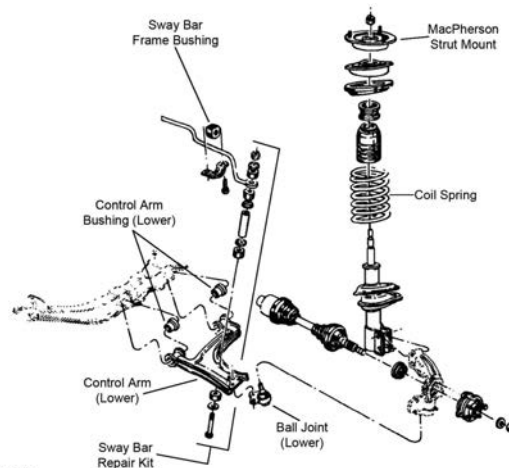
R315

R315

Year	Model/Application	Part	P/C Qty	Figure	
Control Arm Bushing					
1985-1984		Lower	K5274	2	R315
Shock Mount					
1985-1984			K6353	2	R315
Wheel Hub & Bearing Assembly					
1985-1984			513012	2	

Corsica-CHEVROLET

FRONT SUSPENSION



F187

F187

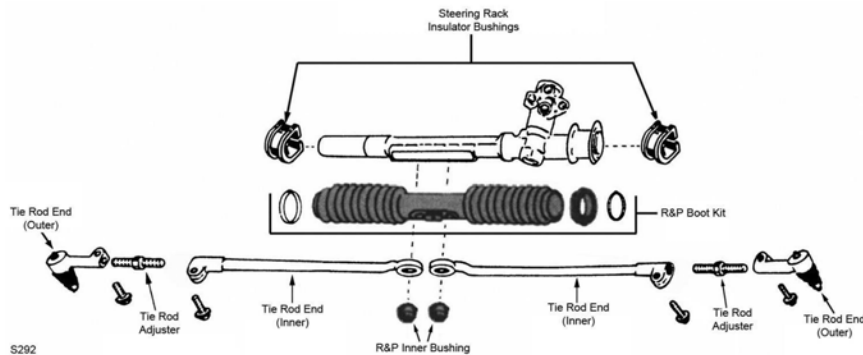
Year	Model/Application	Part	P/C Qty	Figure	
Ball Joint					
1990-1987	(Powdered Metal Gusher Brg. For Better Lubrication)	Lower	K5273 ‡	2	F187
Control Arm Bushing					
1990-1987		Lower Front	K6284	1	F187
Control Arm Bushing Set					
1990-1987	(Contains Front And Rear Bushings)	Lower	K6351	2	F187
Control Arm with Ball Joint					
1990-1987	(Contains Bushings) (R-Series)	Left Lower	CK620662 ‡	1	F187
		Left Lower	RK620662	1	F187
	(Contains Bushings) (R-Series)	Right Lower	CK620663 ‡	1	F187
		Right Lower	RK620663	1	F187

CHEVROLET-Corsica (Cont.)

FRONT SUSPENSION (Cont.)

Year	Model/Application	Part	P/C Qty	Figure	
Strut Bumper Bellows					
1990-1987	(Contains Bumper)	K90463	2	F187	
Strut Mount					
1990	(Contains Bearing)	K6561	2	F187	
1989-1987	FE3 Or F41 Heavy Duty Suspension, (Contains Bearing)	K6561	2	F187	
Strut Spring Seat					
1990-1987	(Contains Isolators)	Upper Lower	K6634 K5346	2 2	F187 F187
Sway Bar Bushing					
1990-1987	22mm Sway Bar Diameter	To Frame	K6397	1	F187
	24mm Sway Bar Diameter	To Frame	K6398	1	F187
	26mm Sway Bar Diameter	To Frame	K6399	1	F187
	28mm Sway Bar Diameter	To Frame	K6400	1	F187
	30mm Sway Bar Diameter	To Frame	K6401	1	F187
Sway Bar Repair Kit					
1990-1987	(Heavy Duty Design) (Includes Polyurethane Bushings And Solid Metal Sleeve For Enhanced Performance. Barrel Nut Allows For Easier Installation.) (Standard Design)		K6630 ‡ K700532 ‡ K5252	2 2 2	F187 F187 F187
Wheel Hub & Bearing Assembly					
1990-1987			513017-K	2	

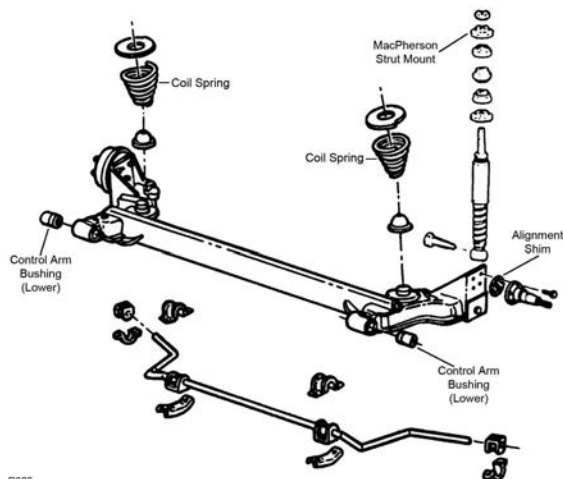
STEERING



S292

Year	Model/Application	Part	P/C Qty	Figure	
Rack & Pinion Boot Kit					
1990-1987		Center	K6338	1	S292
Steering Rack Insulator Bushing					
1990-1987	(Contains Left And Right Bushings)		K6337	1	S292
Tie Rod Adjuster					
1990-1987	(Fluted Design Avoids Corrosion)		ES3088S ‡	2	S292
Tie Rod Adjusting Sleeve					
1990-1987	(OEM Type)		ES3088SP	2	S292
Tie Rod End					
1990-1987	(Powdered Metal Gusher Brg. For Better Lubrication)	Left Outer	ES2217R ‡	1	S292
	(Powdered Metal Gusher Brg. For Better Lubrication)	Right Outer	ES2216R ‡	1	S292
	(Design Allows Ease Of Installation)	Left Inner	ES3371 ‡	1	S292
	(Design Allows Ease Of Installation)	Right Inner	ES3372 ‡	1	S292
Tie Rod End Bushing Kit					
1990-1987	(2 Piece Design, Bolts And Washers Not Included, Design Allows Ease Of Installation)	Inner	K6531 ‡	1	S292
	(2 Piece Design, Contains Lock Plate, Bolts, And Washers, Design Allows Ease Of Installation)	Inner	K6677 ‡	1	S292
	(Standard Design, 1 Piece Design)	Inner	EV119	1	S292

REAR SUSPENSION



R325

R325

Year	Model/Application	Part	P/C Qty	Figure
Control Arm Bushing				
1990-1987	Axle Arm	K6288	2	R325
Shock Mount				
1990-1987		K6353	2	R325
Wheel Hub & Bearing Assembly				
1990-1987		513012	2	

Corvaire-CHEVROLET

FRONT SUSPENSION

Year	Model/Application	Part	P/C Qty	Figure
Strut Rod Bushing Kit				
1969-1965	(Improved Design) (Standard Design)	K6094 K6089	1 1	

STEERING

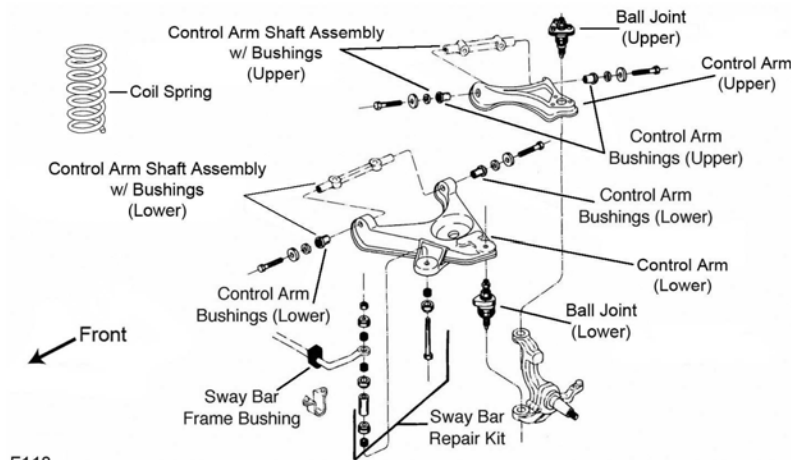
Year	Model/Application	Part	P/C Qty	Figure
Tie Rod End				
1969-1965	(Powdered Metal Gusher Brg. For Better Lubrication)	Outer	ES348R ‡	2
1964-1963	(Powdered Metal Gusher Brg. For Better Lubrication)	Outer	ES323L ‡	2
1960	Monza, (Includes Sunoloy-Coated Metal Bearing To Combine Durability With Smooth Stud Swing)	Outer	ES312RL ‡	2

REAR SUSPENSION

Year	Model/Application	Part	P/C Qty	Figure
Control Arm Bushing				
1964-1960	(Contains Front And Rear Bushings)	Lower	K304	1

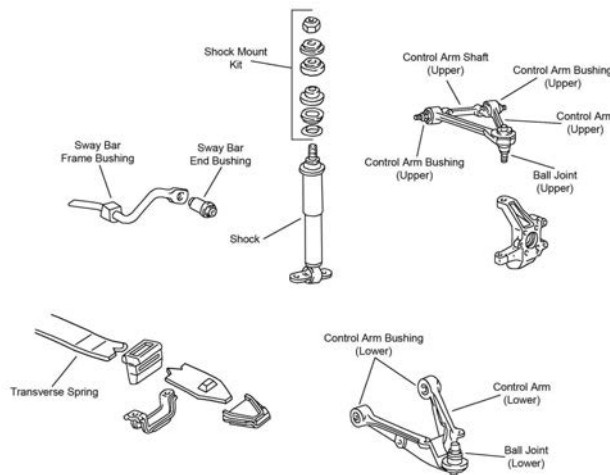
CHEVROLET-Corvette

FRONT SUSPENSION



F118

F118



F442

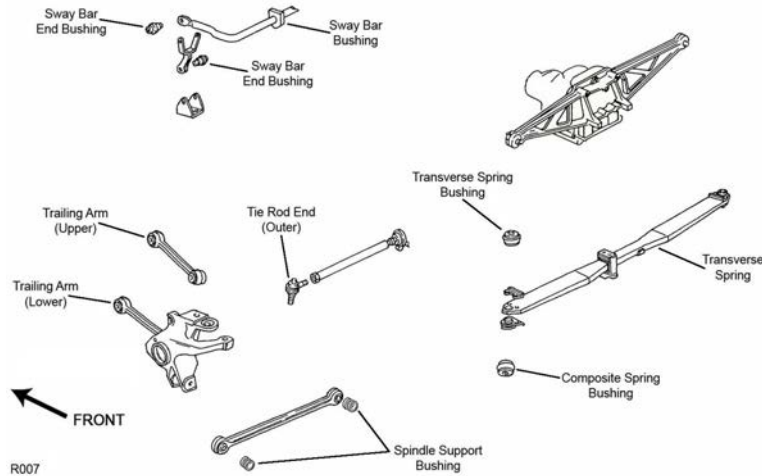
Year	Model/Application	Part	P/C Qty	Figure
Ball Joint				
1990-1984	(Powdered Metal Gusher Brg. For Better Lubrication)	Upper	K6346 ‡	2 F442
	(Powdered Metal Gusher Brg. For Better Lubrication)	Lower	K6345 ‡	2 F442
1982-1963	(Powdered Metal Gusher Brg. For Better Lubrication)	Upper	K6034 ‡	2 F118
	(Powdered Metal Gusher Brg. For Better Lubrication)	Lower	K6035 ‡	2 F118
Control Arm Bumper Bushing				
1962-1953		Lower	K6606	2
Control Arm Bushing				
1982-1963	(Contains Front And Rear Bushings)	Lower	K304	1 F118
Control Arm Bushing Set				
1982-1963	(Contains Front And Rear Bushings)	Upper	K5196	2 F118
Control Arm Shaft Assembly				
1982-1963	(Provides Additional Positive(+) Camber Adjustment, Offset Shaft Kit, Design Allows Ease Of Installation)	Upper	K6104 ‡	2 F118
King Bolt Set				
1962-1953	.8660" X 5.312", (Contains Metal Bushing)		8282B	1
Sway Bar Bushing				
1990-1988	24mm Sway Bar Diameter	To Frame	K6646	1 F442
	26mm Sway Bar Diameter	To Frame	K6647	1 F442
	30mm Sway Bar Diameter	To Frame	K6648	1 F442
1987-1984	22mm Sway Bar Diameter	To Frame	K6642	1 F442
	24mm Sway Bar Diameter	To Frame	K6643	1 F442
	26mm Sway Bar Diameter	To Frame	K6644	1 F442
	30mm Sway Bar Diameter	To Frame	K6645	1 F442
1979-1968	Except 1-1/8" Sway Bar Diameter	To Frame	K8204	1 F118
1967-1953	(Standard Design)	To Frame	K5227	1 F118

FRONT SUSPENSION (Cont.)

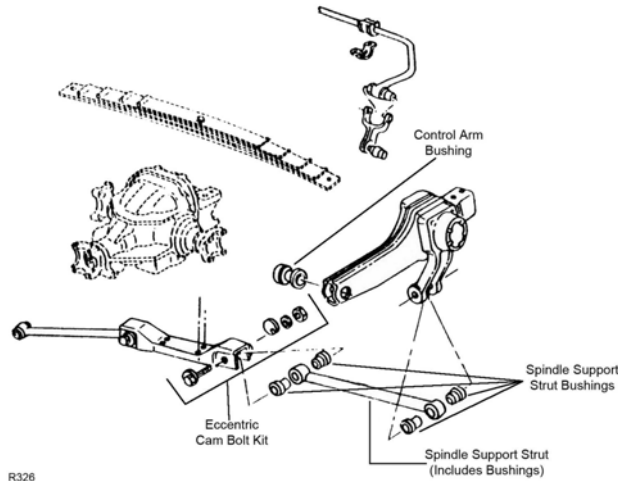
Year	Model/Application	Part	P/C Qty	Figure	
Sway Bar Repair Kit					
1982-1963	(Heavy Duty Design) 5.5" Length, (Includes Polyurethane Bushings And Solid Metal Sleeve For Enhanced Performance. Barrel Nut Allows For Easier Installation.)	K8989 ‡ K700528 ‡	2 2	F118 F118	
Wheel Hub & Bearing Assembly					
1990-1984		513019	2		
STEERING					
<p>S062</p>					
<p>S210</p>					
Year					
Model/Application					
Part					
P/C Qty					
Figure					
Idler Arm					
1982-1963	(Powdered Metal Gusher Brg. For Better Lubrication)	K6100 ‡	1	S210	
Rack & Pinion Boot Kit					
1990-1984		K6301	2	S062	
Tie Rod Adjusting Sleeve					
1982-1963		ES677S	2	S210	
Tie Rod End					
1990-1988	(Full Ball Stud Provides 360 Degrees Of Smooth Rotation)	Inner	EV200 ‡	2	S062
1990-1986	(Powdered Metal Gusher Brg. For Better Lubrication)	Outer	ES2908RL ‡	2	S062
1987-1984	(Full Ball Stud Provides 360 Degrees Of Smooth Rotation)	Inner	EV124 ‡	2	S062
1985-1984	(Powdered Metal Gusher Brg. For Better Lubrication)	Outer	ES2231RL ‡	2	S062
1982-1963	(Right Hand Threads, Powdered Metal Gusher Brg. For Better Lubrication)	Left Outer	ES323R ‡	1	S210
	(Left Hand Threads, Powdered Metal Gusher Brg. For Better Lubrication)	Right Outer	ES323L ‡	1	S210
	(Left Hand Threads, Powdered Metal Gusher Brg. For Better Lubrication)	Left Inner	ES323L ‡	1	S210
	(Right Hand Threads, Powdered Metal Gusher Brg. For Better Lubrication)	Right Inner	ES323R ‡	1	S210

CHEVROLET-Corvette (Cont.)

REAR SUSPENSION



R007



R326

Year	Model/Application	Part	P/C Qty	Figure
Control Arm Bushing				
1982-1963		K200921	2	R326
Spindle Support Strut				
1982-1980	Lower	K6214	2	R007
1979-1963		K6213	2	R326
Sway Bar Bushing				
1990-1984	To End	K200922	4	R007
Wheel Hub & Bearing Assembly				
1990-1984		513013	2	

CHEVROLET-Del Ray

FRONT SUSPENSION

Year	Model/Application	Part	P/C Qty	Figure
Ball Joint				
1958	(Powdered Metal Gusher Brg. For Better Lubrication)	Upper	K6034 ‡	2
Sway Bar Repair Kit				
1958	7-1/4" Length, (Includes Polyurethane Bushings And Solid Metal Sleeve For Enhanced Performance. Barrel Nut Allows For Easier Installation.)		K700538 ‡	2

Deluxe-CHEVROLET

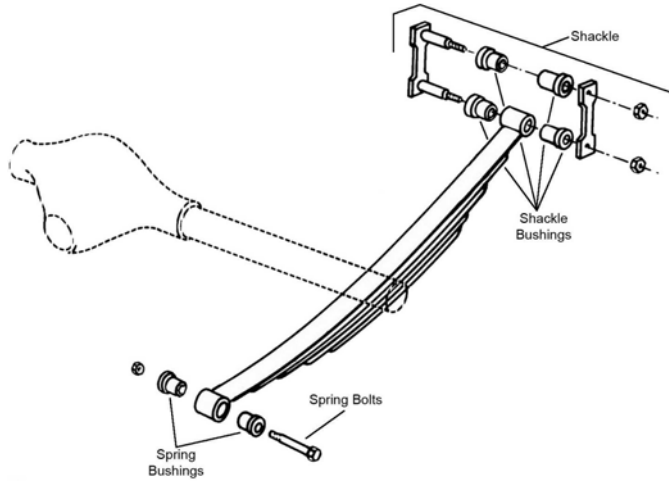
FRONT SUSPENSION				
Year	Model/Application	Part	P/C Qty	Figure
King Bolt Set				
1952-1949	.8660" X 5.312", (Contains Metal Bushing)	8282B	1	
Sway Bar Repair Kit				
1952-1949	(Standard Design) 6-1/2" Length, (Includes Polyurethane Bushings And Solid Metal Sleeve For Enhanced Performance. Barrel Nut Allows For Easier Installation.)	K6217 K700534 ‡	2 2	
REAR SUSPENSION				
R310				
Year	Model/Application	Part	P/C Qty	Figure
Leaf Spring Shackle				
1952-1949		K150312	2	R310

Deluxe 210-CHEVROLET

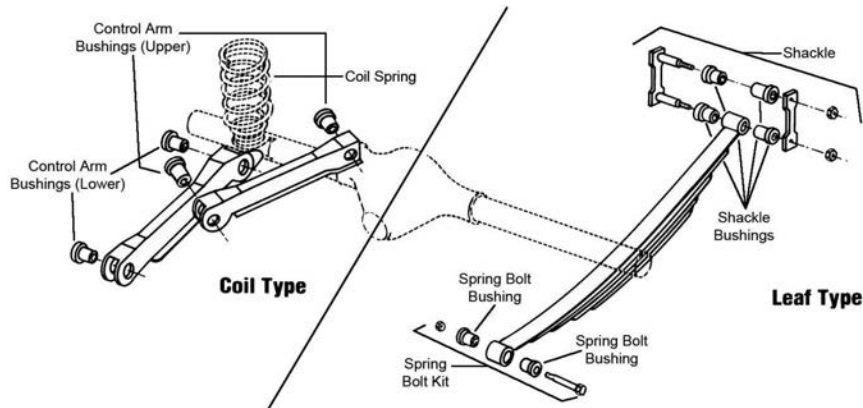
FRONT SUSPENSION				
Year	Model/Application	Part	P/C Qty	Figure
Ball Joint				
1957-1955	(Powdered Metal Gusher Brg. For Better Lubrication) (Powdered Metal Gusher Brg. For Better Lubrication)	Upper Lower	K6034 ‡ K670 ‡	2 2
Control Arm Bushing				
1957-1955	(Contains Front And Rear Bushings)	Lower	K304	1
Control Arm Bushing Set				
1957-1955	(Contains Front And Rear Bushings)	Upper	K5196	2
King Bolt Set				
1954-1953	.8660" X 5.312", (Contains Metal Bushing)		8282B	1
Sway Bar Repair Kit				
1957-1953	(Standard Design) 6-1/2" Length, (Includes Polyurethane Bushings And Solid Metal Sleeve For Enhanced Performance. Barrel Nut Allows For Easier Installation.)		K6217 K700534 ‡	2 2
STEERING				
Year	Model/Application	Part	P/C Qty	Figure
Idler Arm Bushing Kit				
1957-1955		Center Link End	K377	1
Tie Rod End				
1957-1955	(Powdered Metal Gusher Brg. For Better Lubrication) Conventional Manual Steering, (Powdered Metal Gusher Brg. For Better Lubrication) Conventional Power Steering, (Powdered Metal Gusher Brg. For Better Lubrication)	Outer Inner Right Inner	ES234RL ‡ ES577 ‡ ES577 ‡	2 2 1

CHEVROLET-Deluxe 210 (Cont.)

REAR SUSPENSION



R309

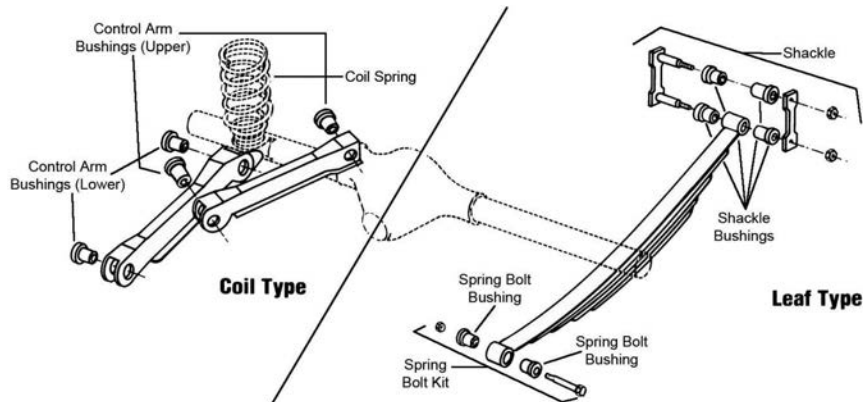


R310

Year	Model/Application	Part	P/C Qty	Figure
Leaf Spring Bolt				
1957-1955		K150193	2	R309
Leaf Spring Bushing				
1957-1955	Lower Rear Fixed End	K6566 SB245	2 2	R310
Leaf Spring Shackle				
1955		K150338	2	R310

CHEVROLET-Fleetline

REAR SUSPENSION



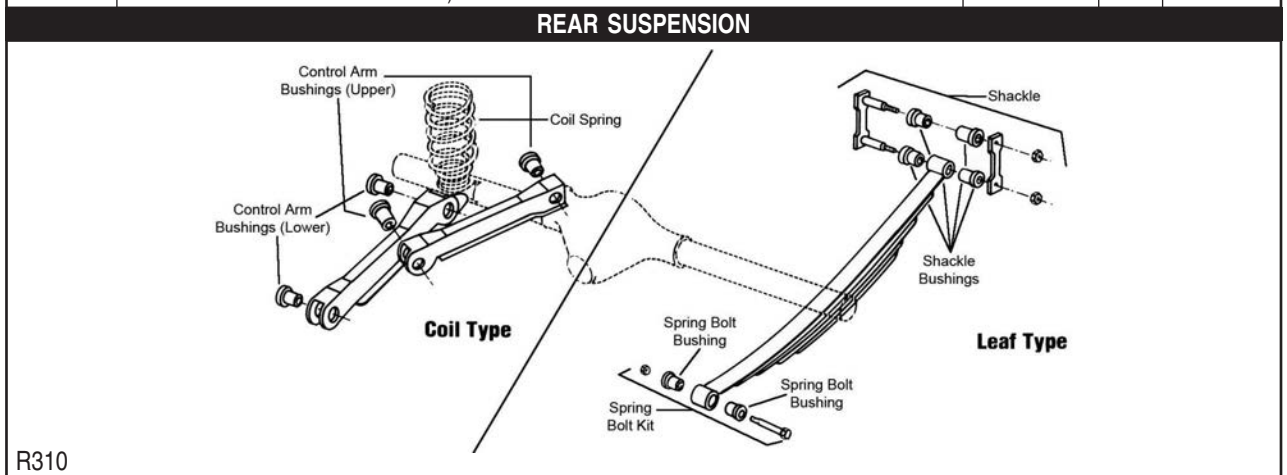
R310

(Cont.) Fleetline-CHEVROLET

REAR SUSPENSION (Cont.)				
Year	Model/Application	Part	P/C Qty	Figure
Leaf Spring Shackle				
1947-1946	(Rubber Type)	K150312	2	R310
1942-1941	(Rubber Type)	K150312	2	R310

Fleetmaster-CHEVROLET

FRONT SUSPENSION				
Year	Model/Application	Part	P/C Qty	Figure
King Bolt Set				
1948-1946	.8660" X 5.312", (Contains Metal Bushing)	8282B	1	
Sway Bar Repair Kit				
1948-1946	(Standard Design) 6-1/2" Length, (Includes Polyurethane Bushings And Solid Metal Sleeve For Enhanced Performance. Barrel Nut Allows For Easier Installation.)	K6217 K700534 ‡	2 2	



R310

Year	Model/Application	Part	P/C Qty	Figure
Leaf Spring Shackle				
1947-1946	(Rubber Type)	K150312	2	R310
1942	(Rubber Type)	K150312	2	R310

Impala-CHEVROLET

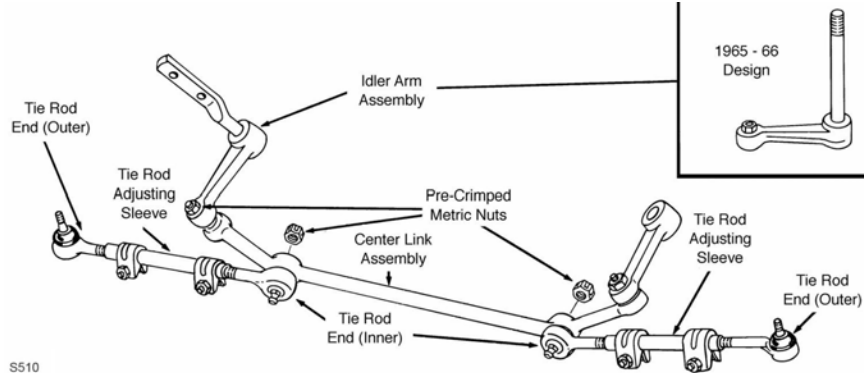
FRONT SUSPENSION				
F188				
F188				
Year	Model/Application	Part	P/C Qty	Figure
Ball Joint				
1985-1977	(Powdered Metal Gusher Brg. For Better Lubrication)	Lower K6145T ‡	2	F188

CHEVROLET-Impala (Cont.)

FRONT SUSPENSION (Cont.)

Year	Model/Application	Part	P/C Qty	Figure
Ball Joint				
1985-1971	(Powdered Metal Gusher Brg. For Better Lubrication)	Upper	K5208 ‡	2 F188
1976-1971	(Powdered Metal Gusher Brg. For Better Lubrication)	Lower	K6141 ‡	2 F188
1970-1958	(Powdered Metal Gusher Brg. For Better Lubrication) (Powdered Metal Gusher Brg. For Better Lubrication)	Upper	K6034 ‡	2
		Lower	K6035 ‡	2
Control Arm Bumper Bushing				
1985-1971		Lower	K6606	2 F188
Control Arm Bushing				
1985-1975		Lower Front	K3113	2 F188
1985-1971		Lower Rear	K5262	2 F188
1974-1973	1-5/8" Outside Diameter	Lower Front	K3113	2 F188
1972-1971		Lower Front	K3113	2 F188
1970-1965	(Bushing Only) (Includes Ferrules)	Lower	K6055	2
		Lower	K6134	2
1964-1958	(Contains Front And Rear Bushings)	Lower	K304	1
Control Arm Bushing Set				
1985-1980	(Contains Front And Rear Bushings) (Contains Front And Rear Bushings, Standard Design) Standard Suspension, (Contains Front And Rear Bushings)	Upper	K6409 ‡	1 F188
		Upper	K6198	1 F188
		Lower	K6109	2 F188
1979-1974		Upper	K6144	2 F188
1979-1971	(Contains Front And Rear Bushings)	Lower	K6109	2 F188
1973-1971	(Contains Front And Rear Bushings)	Upper	K6108	2 F188
1970-1958	(Contains Front And Rear Bushings)	Upper	K5196	2
Control Arm Shaft Assembly				
1985-1980	(Provides Additional Positive(+) Camber Adjustment, Offset Shaft Kit, Design Allows Ease Of Installation)	Upper	K6210 ‡	2 F188
1979-1974	(Provides Additional Positive(+) Camber Adjustment, Offset Shaft Kit, Design Allows Ease Of Installation)	Upper	K6146 ‡	2 F188
1973-1971	(Provides Additional Positive(+) Camber Adjustment, Offset Shaft Kit, Design Allows Ease Of Installation)	Upper	K6148 ‡	2 F188
1970-1965	(Provides Additional Positive(+) Camber Adjustment, Offset Shaft Kit, Design Allows Ease Of Installation)	Upper	K6104 ‡	2
Control Arm with Ball Joint				
1985-1977	(Contains Bushing, Powdered Metal Gusher Brg. For Better Lubrication) (R-Series) (Contains Bushing, Powdered Metal Gusher Brg. For Better Lubrication) (R-Series) (Contains Bushing, Powdered Metal Gusher Brg. For Better Lubrication) (R-Series) (Contains Bushing, Powdered Metal Gusher Brg. For Better Lubrication) (R-Series)	Left Upper	CK620158 ‡	1 F188
		Left Upper	RK620158	1 F188
		Right Upper	CK620159 ‡	1 F188
		Right Upper	RK620159	1 F188
		Left Lower	CK620168 ‡	1 F188
		Left Lower	RK620168	1 F188
		Right Lower	CK620169 ‡	1 F188
		Right Lower	RK620169	1 F188
Strut Rod Bushing Kit				
1970-1967	Except Police, (Standard Design)		K6079A	1
1970-1965	(Improved Design)		K6092	1
1966-1965	(Standard Design)		K6079A	1
Sway Bar Bushing				
1985-1980	1" Sway Bar Diameter 1-1/16" Sway Bar Diameter 1-1/4" Sway Bar Diameter, (Split Design For Easier Installation) 1-1/8" Sway Bar Diameter 1-3/16" Sway Bar Diameter	To Frame	K6451	1 F188
		To Frame	K5288	1 F188
		To Frame	K6455 ‡	1 F188
		To Frame	K6453	1 F188
		To Frame	K5248	1 F188
1979-1976	1" Sway Bar Diameter	To Frame	K6161	1 F188
1979-1971	15/16" Sway Bar Diameter	To Frame	K5241	1 F188
1975-1971	1" Sway Bar Diameter	To Frame	K5253	1 F188
1970-1958	(Standard Design)	To Frame	K5227	1
Sway Bar Repair Kit				
1985-1971	(Heavy Duty Design) (Includes Polyurethane Bushings And Solid Metal Sleeve For Enhanced Performance. Barrel Nut Allows For Easier Installation.) (Standard Design)		K6630 ‡	2 F188
			K700532 ‡	2 F188
			K5252	2 F188
1964-1959	7-1/4" Length, (Includes Polyurethane Bushings And Solid Metal Sleeve For Enhanced Performance. Barrel Nut Allows For Easier Installation.)		K700538 ‡	2
1964-1958	(OEM Type)		K5254	2

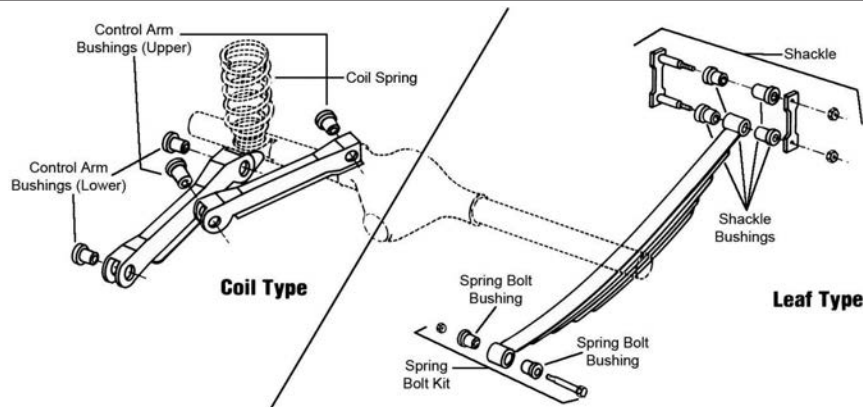
STEERING



S510

Year	Model/Application	Part	P/C Qty	Figure
Center Link				
1985-1977	(Contains New Pre-Crimped Metric Nuts, Greaseable Socket Reduces Corrosion/Wear)	DS899 ‡	1	S510
1976-1973	(Powdered Metal Gusher Brg. For Better Lubrication)	DS809 ‡	1	S510
Idler Arm				
1985-1978	(Powdered Metal Gusher Brg. For Better Lubrication)	K6187T ‡	1	S510
1977	(Powdered Metal Gusher Brg. For Better Lubrication)	K6164 ‡	1	S510
1976-1974	(Powdered Metal Gusher Brg. For Better Lubrication)	K6153 ‡	1	S510
1973	(Powdered Metal Gusher Brg. For Better Lubrication)	K6149 ‡	1	S510
1972-1971	(Powdered Metal Gusher Brg. For Better Lubrication)	K6106 ‡	1	S510
1964-1961	(Powdered Metal Gusher Brg. For Better Lubrication, With Bracket)	K14 ‡	1	
Tie Rod Adjusting Sleeve				
1985-1971		ES2004S	2	S510
1970-1965		ES350S	2	S510
Tie Rod End				
1985-1977	(Powdered Metal Gusher Brg. For Better Lubrication) (Powdered Metal Gusher Brg. For Better Lubrication)	Outer ES2019RLT ‡ Inner ES2020RLT ‡	2 2	S510 S510
1976-1971	(Powdered Metal Gusher Brg. For Better Lubrication) (Powdered Metal Gusher Brg. For Better Lubrication)	Outer ES403R ‡ Inner ES403L ‡	2 2	S510 S510
1970-1969	(Powdered Metal Gusher Brg. For Better Lubrication) (Powdered Metal Gusher Brg. For Better Lubrication)	Outer ES378L ‡ Inner ES378R ‡	2 2	S510 S510
1968-1965	(Powdered Metal Gusher Brg. For Better Lubrication) (Powdered Metal Gusher Brg. For Better Lubrication)	Outer ES350L ‡ Inner ES370R ‡	2 2	S510 S510
1964-1963	(Powdered Metal Gusher Brg. For Better Lubrication)	Outer ES323L ‡	2	
1964-1958	(Powdered Metal Gusher Brg. For Better Lubrication)	Inner ES597 ‡	2	S510
1962-1959	(Includes Sunoloy-Coated Metal Bearing To Combine Durability With Smooth Stud Swing)	Outer ES312RL ‡	2	

REAR SUSPENSION



R310

Year	Model/Application	Part	P/C Qty	Figure
Control Arm Bushing				
1985-1971		Upper K6111	2	R310
1970-1965		Upper K6075	4	R310

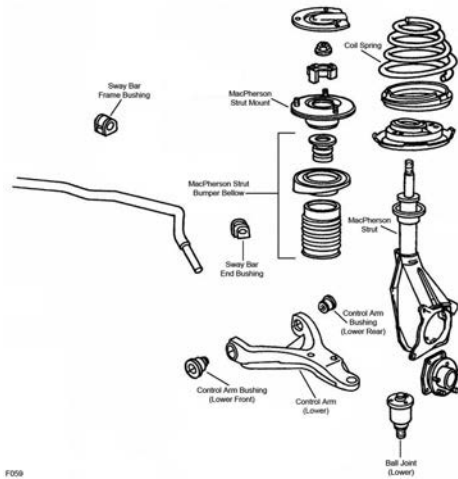
CHEVROLET-Impala (Cont.)

REAR SUSPENSION (Cont.)

Year	Model/Application	Part	P/C Qty	Figure
Control Arm Bushing				
1970-1965 (Cont.)	2 Dr. Convertible, 2 Dr. Hardtop, 4 Dr. Hardtop, 4 Dr. Sedan	Lower Rear	K6075	2 R310
Control Arm Bushing Set				
1985-1971	(Contains Front And Rear Bushings)	Lower	K6116	2 R310
Leaf Spring Bushing				
1976-1971	4 Dr. Station Wagon	Fixed End	SB298	2 R310
1966-1965		Front	SB245	2
Leaf Spring Shackle Bushing				
1976-1971	4 Dr. Station Wagon		K6559	8 R310
1970-1967	2 Dr. Delivery Sedan, 2 Dr. Station Wagon, 3 Dr. Station Wagon, 4 Dr. Station Wagon	Upper Rear	K6559	4

CHEVROLET-Lumina

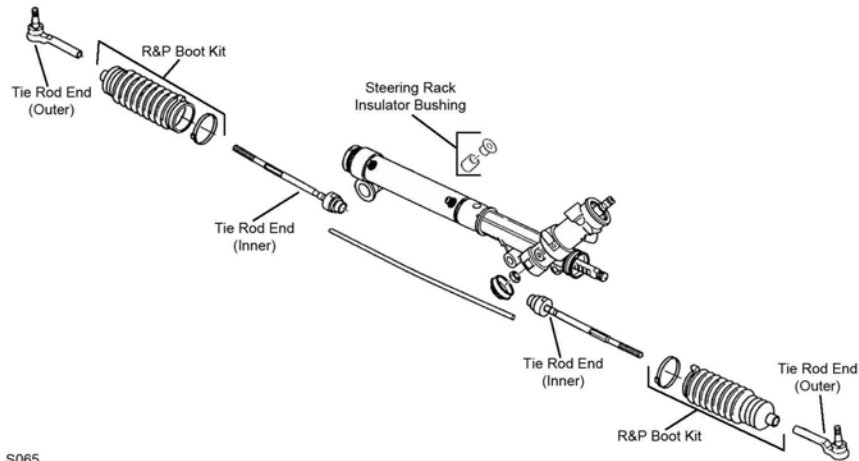
FRONT SUSPENSION



F059

Year	Model/Application	Part	P/C Qty	Figure
Ball Joint				
1990	(Powdered Metal Gusher Brg. For Better Lubrication)	Lower	K5301 ‡	2 F059
Control Arm				
1990	(R-Series)	Left Lower	RK640295	1 F059
	(R-Series)	Right Lower	RK640296	1 F059
Control Arm Bushing Set				
1990	(Contains Front And Rear Bushings)	Lower	K6364	2 F059
Strut Bearing				
1990			K6456	2 F059
Strut Bumper Bellows				
1990	(Contains Bumper)		K90463	2 F059
Strut Spring Seat				
1990	(Bearing Not Included, Contains Isolators)	Left Lower	K6632	1 F059
	(Contains Bearing, Contains Insulator)	Left Lower	K6682	1 F059
	(Bearing Not Included, Contains Isolators)	Right Lower	K6633	1 F059
	(Contains Bearing, Contains Insulator)	Right Lower	K6683	1 F059
Sway Bar Bushing				
1990	1" Sway Bar Diameter, (Knob On Bottom)	To End	K6641	1 F059
	1-1/16" Sway Bar Diameter, (Knob On Bottom)	To Frame	K6451	1 F059
	1-1/4" Sway Bar Diameter, (Split Design For Easier Installation)	To Frame	K5288	1 F059
	1-1/8" Sway Bar Diameter, (Knob On Bottom)	To Frame	K6455 ‡	1 F059
	1-3/16" Sway Bar Diameter, (Knob On Bottom)	To Frame	K6453	1 F059
	1-5/16" Sway Bar Diameter, (Knob On Bottom)	To Frame	K5248	1 F059
	36mm Sway Bar Diameter, (Knob On Bottom)	To Frame	K6457	1 F059
		To Frame	K6459	1 F059
Wheel Hub & Bearing Assembly				
1990			513044	2

STEERING

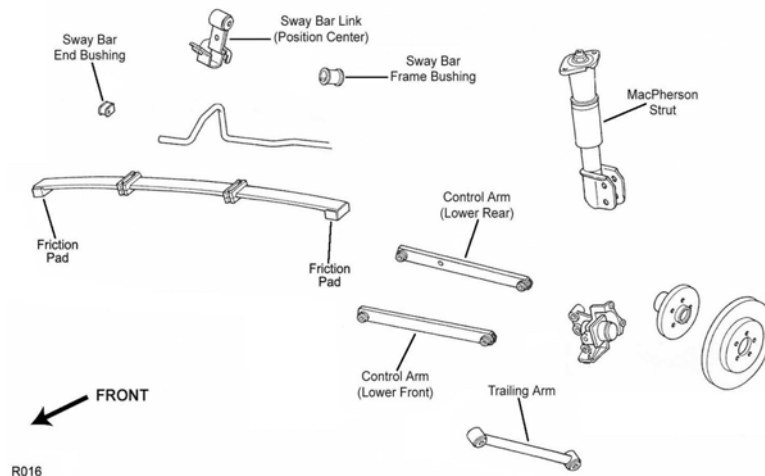


S065

S065

Year	Model/Application	Part	P/C Qty	Figure	
Rack & Pinion Boot Kit					
1990		K6298	2	S065	
Steering Rack Insulator Bushing					
1990		K6349	1	S065	
Tie Rod End					
1990	(Powdered Metal Gusher Brg. For Better Lubrication) (Full Ball Stud Provides 360 Degrees Of Smooth Rotation)	Outer Inner	ES2912RL ‡ EV195 ‡	2 2	S065 S065

REAR SUSPENSION



R016

R016

Year	Model/Application	Part	P/C Qty	Figure	
Control Arm					
1990	(R-Series)	Lower Front	RK641204	2	R016
Control Arm Bushing					
1990	(Lateral Rod Bushing)	Lower	K6577	2	R016
Leaf Helper Spring					
1990	(Increases Spring Capacity For Proper Vehicle Height)		K6000 ‡	1	R016
Spring Friction Pad					
1990	(Eliminates Noise In Rear Suspension)	At Wheel Spindle	K6544 ‡	2	R016
Strut Assembly					
1990	(Coated For Corrosion Resistance, Contains Lower Mounting Hardware)		ST8506 ‡	2	R016
Strut Bumper Bellows					
1990	(Contains Bumper)		K90465	2	R016
Strut Mount					
1990	(Contains Bumper Bellows, Bearing Not Included, Original Equipment Type) (Mount Only, Bearing Not Included)		K6570 K6394	2 2	R016 R016

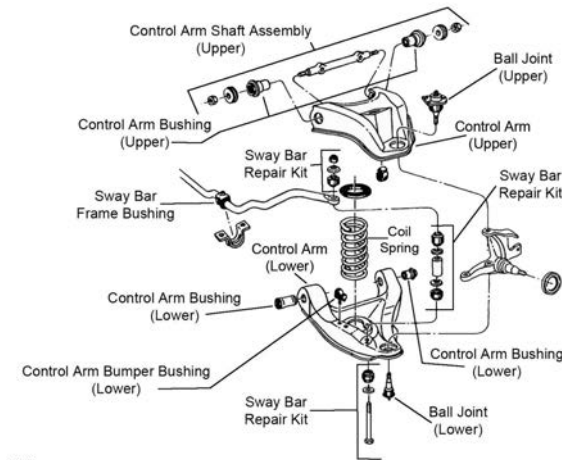
CHEVROLET-Lumina (Cont.)

REAR SUSPENSION (Cont.)

Year	Model/Application	Part	P/C Qty	Figure
Sway Bar Bushing				
1990	11mm Sway Bar Diameter, (Split Design For Easier Installation)	To End	K200133 ‡	1 R016
	12mm Sway Bar Diameter, 11mm Sway Bar Diameter, (Split Design For Easier Installation)	To Frame	K200132 ‡	1 R016
Sway Bar Link				
1990	(Contains Bracket and Hanger, Sway Bar Bushing Not Included)		K80233	2 R016
Trailing Link				
1990	(R-Series)		RK6402	2 R016
Trailing Link Bushing				
1990	(High Quality Elastomer For Durability And Performance)	Front	K200102 ‡	2 R016
	(High Quality Elastomer For Durability And Performance)	Rear	K200103 ‡	2 R016
Wheel Hub & Bearing Assembly				
1990			513018	2

CHEVROLET-Malibu

FRONT SUSPENSION

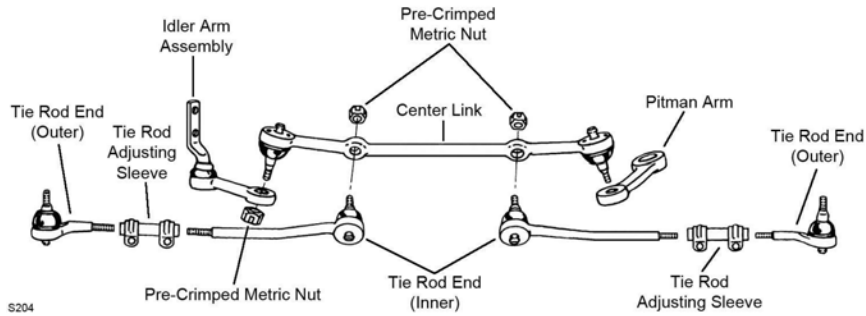


F188

F188

Year	Model/Application	Part	P/C Qty	Figure
Ball Joint				
1983-1978	(Powdered Metal Gusher Brg. For Better Lubrication)	Upper	K5208 ‡	2 F188
	(Powdered Metal Gusher Brg. For Better Lubrication)	Lower	K6145T ‡	2 F188
Control Arm Bumper Bushing				
1983-1978		Lower	K6606	2 F188
Control Arm Bushing Set				
1983-1978	(Contains Front And Rear Bushings)	Upper	K6411 ‡	1 F188
	(Contains Front And Rear Bushings, Standard Design)	Upper	K6176	2 F188
	(Contains Front And Rear Bushings)	Lower	K6421 ‡	2 F188
	(Contains Front And Rear Bushings, Standard Design)	Lower	K6177	2 F188
Control Arm Shaft Assembly				
1983-1978	(Provides Additional Positive(+) Camber Adjustment, Offset Shaft Kit, Design Allows Ease Of Installation)	Upper	K6218 ‡	2 F188
Sway Bar Bushing				
1983-1981	1-1/4" Sway Bar Diameter, (Split Design For Easier Installation)	To Frame	K6455 ‡	1 F188
1983-1978	1" Sway Bar Diameter	To Frame	K6451	1 F188
	1-1/16" Sway Bar Diameter, Except Tabs On Mounting Clamps	To Frame	K5288	1 F188
	1-1/8" Sway Bar Diameter, Except Tabs On Mounting Clamps	To Frame	K6453	1 F188
	1-3/16" Sway Bar Diameter, Except Tabs On Mounting Clamps	To Frame	K5248	1 F188
1980-1978	1" To 1-9/64" Sway Bar Diameter, Tabs On Mounting Clamps	To Frame	K6161	1 F188
	1-1/4" Sway Bar Diameter, Except Tabs On Mounting Clamps, (Split Design For Easier Installation)	To Frame	K6455 ‡	1 F188
	15/16" Sway Bar Diameter, Tabs On Mounting Clamps	To Frame	K5241	1 F188
Sway Bar Repair Kit				
1983-1978	(OEM Type)		K5254	2 F188
	(Optional Performance)		K8988	2 F188
	7-1/4" Length, (Includes Polyurethane Bushings And Solid Metal Sleeve For Enhanced Performance. Barrel Nut Allows For Easier Installation.)		K700538 ‡	2 F188

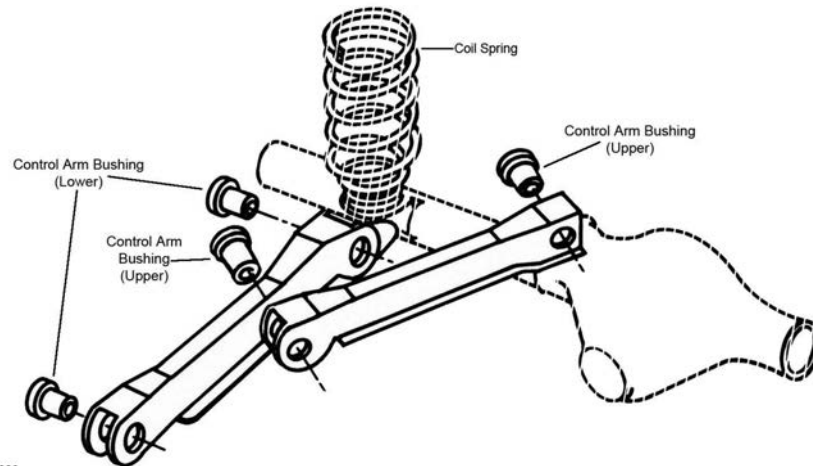
STEERING



S204

Year	Model/Application	Part	P/C Qty	Figure
Center Link				
1983-1978	(Contains New Pre-Crimped Metric Nuts, Powdered Metal Gusher Brg. For Better Lubrication)	DS909 ‡	1	S204
Idler Arm				
1983-1978	(Powdered Metal Gusher Brg. For Better Lubrication)	K6187T ‡	1	S204
Tie Rod Adjusting Sleeve				
1983-1978		ES2032S	2	S204
Tie Rod End				
1983-1980	(Powdered Metal Gusher Brg. For Better Lubrication)	Outer ES2033RLT ‡	2	S204
	(Powdered Metal Gusher Brg. For Better Lubrication)	Inner ES2034RLT ‡	2	S204
1979-1978	Except Handling Package, (Powdered Metal Gusher Brg. For Better Lubrication)	Outer ES2033RLT ‡	2	S204
	Except Handling Package, (Powdered Metal Gusher Brg. For Better Lubrication)	Inner ES2034RLT ‡	2	S204

REAR SUSPENSION

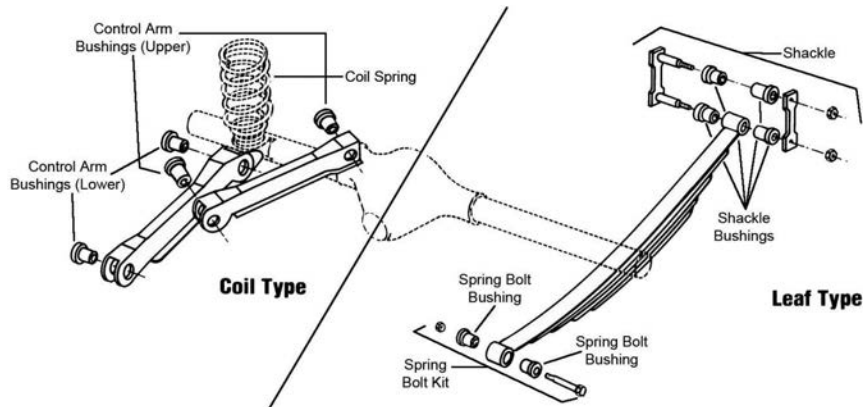


R308

Year	Model/Application	Part	P/C Qty	Figure
Control Arm Bushing				
1983-1978	(Contains Front And Rear Bushings)	Upper K6178	2	R308
	(Contains Front And Rear Bushings)	Lower K6178	2	R308

CHEVROLET-Master 85

REAR SUSPENSION

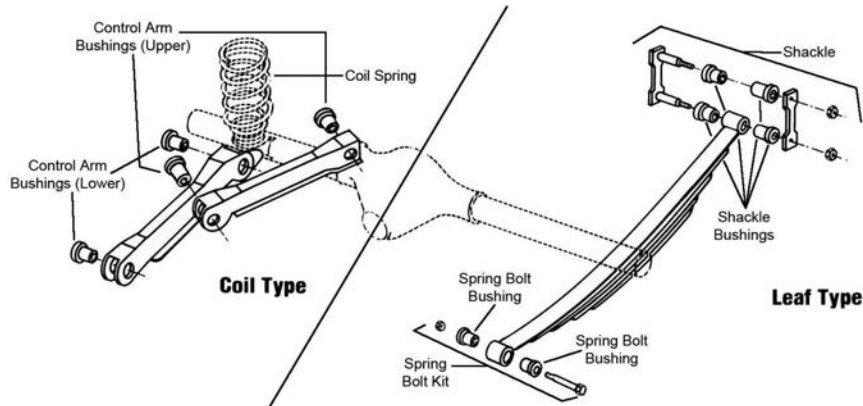


R310

Year	Model/Application	Part	P/C Qty	Figure
Leaf Spring Shackle				
1940	(Rubber Type)	K150312	2	R310

CHEVROLET-Master Deluxe

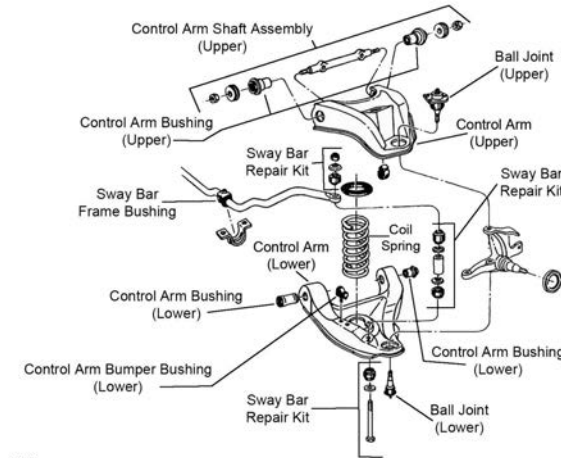
REAR SUSPENSION



R310

Year	Model/Application	Part	P/C Qty	Figure
Leaf Spring Shackle				
1942-1940	(Rubber Type)	K150312	2	R310

FRONT SUSPENSION



F188

F188

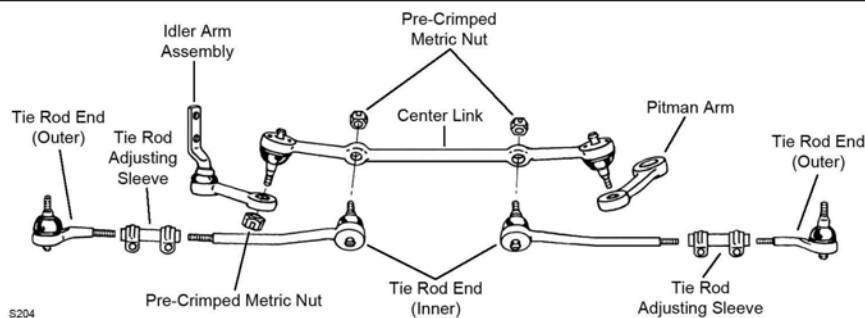
Year	Model/Application	Part	P/C Qty	Figure	
Ball Joint					
1988-1973	(Powdered Metal Gusher Brg. For Better Lubrication) (Powdered Metal Gusher Brg. For Better Lubrication)	Upper Lower	K5208 ‡ K6145T ‡	2 2	F188 F188
1972-1970	(Powdered Metal Gusher Brg. For Better Lubrication) (Powdered Metal Gusher Brg. For Better Lubrication)	Upper Lower	K5108 ‡ K5103 ‡	2 2	F188 F188
Control Arm Bumper Bushing					
1988-1973		Lower	K6606	2	F188
Control Arm Bushing					
1977-1975		Lower Front	K3113	2	F188
1977-1973		Lower Rear	K5262	2	F188
1974-1973	1-5/8" Outside Diameter	Lower Front	K3113	2	F188
Control Arm Bushing Set					
1988-1978	(Contains Front And Rear Bushings) (Contains Front And Rear Bushings, Standard Design) (Contains Front And Rear Bushings) (Contains Front And Rear Bushings, Standard Design)	Upper Upper Lower Lower	K6411 ‡ K6176 K6421 ‡ K6177	1 2 2 2	F188 F188 F188 F188
1977-1974		Upper	K6144	2	F188
1977-1973	(Contains Front And Rear Bushings)	Lower	K6109	2	F188
1973	(Contains Front And Rear Bushings)	Upper	K6108	2	F188
1972-1970	(Contains Front And Rear Bushings) (Contains Front And Rear Bushings) (Contains Round Rear Bushing, Contains Front And Rear Bushings)	Upper Lower Lower	K5196 K5149 K6076	2 2 2	F188 F188 F188
Control Arm Shaft Assembly					
1988-1978	(Provides Additional Positive(+) Camber Adjustment, Offset Shaft Kit, Design Allows Ease Of Installation)	Upper	K6218 ‡	2	F188
1977-1974	(Provides Additional Positive(+) Camber Adjustment, Offset Shaft Kit, Design Allows Ease Of Installation)	Upper	K6146 ‡	2	F188
1973	(Provides Additional Positive(+) Camber Adjustment, Offset Shaft Kit, Design Allows Ease Of Installation)	Upper	K6148 ‡	2	F188
1972-1970	(Provides Additional Positive(+) Camber Adjustment, Offset Shaft Kit, Design Allows Ease Of Installation)	Upper	K5250 ‡	2	F188
Control Arm with Ball Joint					
1988-1985	(Contains Bushing And Offset Shaft, Powdered Metal Gusher Brg. For Better Lubrication) (Contains Bushing And Offset Shaft, Powdered Metal Gusher Brg. For Better Lubrication)	Left Upper Right Upper	CK620250 ‡ CK620249 ‡	1 1	F188 F188
Sway Bar Bushing					
1988-1978	1" Sway Bar Diameter 1-1/16" Sway Bar Diameter 1-1/4" Sway Bar Diameter, Except Tabs On Mounting Clamps, (Split Design For Easier Installation) 1-1/8" Sway Bar Diameter 1-3/16" Sway Bar Diameter 1-5/16" Sway Bar Diameter 36mm Sway Bar Diameter	To Frame To Frame To Frame To Frame To Frame To Frame	K6451 K5288 K6455 ‡ K6453 K5248 K6457 K6459	1 1 1 1 1 1	F188 F188 F188 F188 F188 F188
1980-1976	1" To 1-9/64" Sway Bar Diameter, Tabs On Mounting Clamps 15/16" Sway Bar Diameter, Tabs On Mounting Clamps	To Frame To Frame	K6161 K5241	1 1	F188 F188
1975-1970	1" Sway Bar Diameter 15/16" Sway Bar Diameter	To Frame To Frame	K5253 K5241	1 1	F188 F188

CHEVROLET-Monte Carlo (Cont.)

FRONT SUSPENSION (Cont.)

Year	Model/Application	Part	P/C Qty	Figure
Sway Bar Repair Kit				
1988-1978	(OEM Type) (Optional Performance) 7-1/4" Length, (Includes Polyurethane Bushings And Solid Metal Sleeve For Enhanced Performance. Barrel Nut Allows For Easier Installation.)	K5254 K8988 K700538 ‡	2 2 2	F188 F188 F188
1977-1973	(Heavy Duty Design) (Includes Polyurethane Bushings And Solid Metal Sleeve For Enhanced Performance. Barrel Nut Allows For Easier Installation.) (Standard Design)	K6630 ‡ K700532 ‡ K5252	2 2 2	F188 F188 F188
1972-1970	(Heavy Duty Design) (Includes Polyurethane Bushings And Solid Metal Sleeve For Enhanced Performance. Barrel Nut Allows For Easier Installation.) (Standard Design)	K6629 ‡ K700535 ‡ K8266	2 2 2	F188 F188 F188

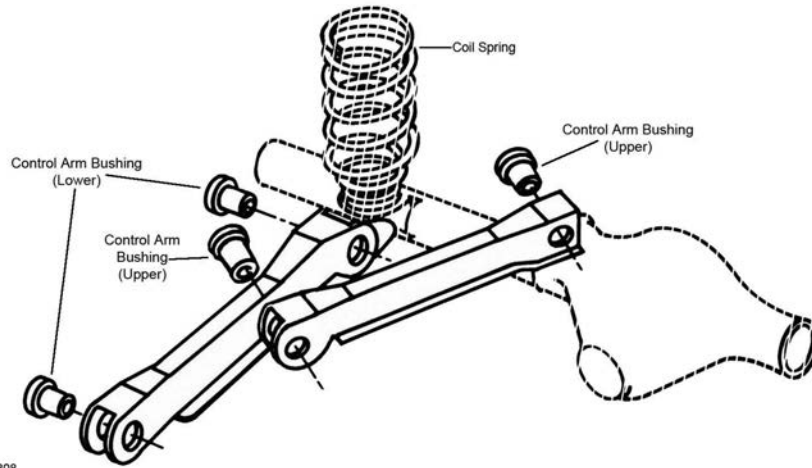
STEERING



S204

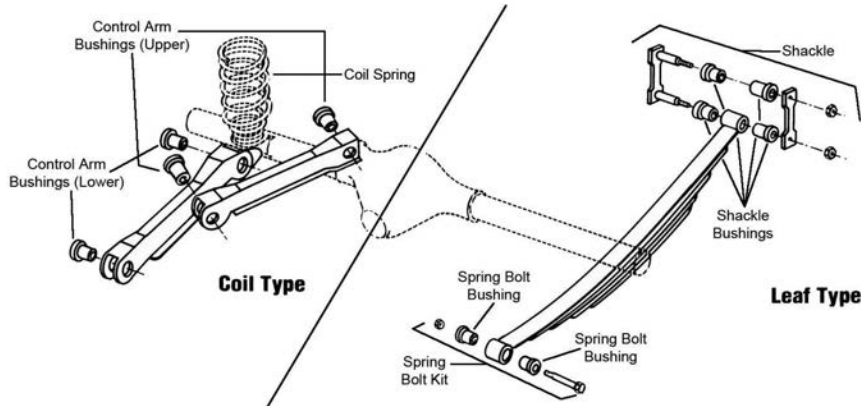
Year	Model/Application	Part	P/C Qty	Figure	
Center Link					
1988-1978	(Contains New Pre-Crimped Metric Nuts, Powdered Metal Gusher Brg. For Better Lubrication)	DS909 ‡	1	S204	
1972-1970	(Powdered Metal Gusher Brg. For Better Lubrication)	DS749 ‡	1	S204	
Idler Arm					
1988-1978	(Powdered Metal Gusher Brg. For Better Lubrication)	K6187T ‡	1	S204	
1977-1976	(Powdered Metal Gusher Brg. For Better Lubrication)	K6153 ‡	1	S204	
1975	(Powdered Metal Gusher Brg. For Better Lubrication)	K6152 ‡	1	S204	
1974-1973	(Powdered Metal Gusher Brg. For Better Lubrication)	K6149 ‡	1	S204	
1972-1970	(Powdered Metal Gusher Brg. For Better Lubrication)	K5143 ‡	1	S204	
Steering Damper Cylinder					
1977-1973	Front	SSD22	1		
Tie Rod Adjusting Sleeve					
1988-1978		ES2032S	2	S204	
1977-1971		ES2004S	2	S204	
1970		ES2032S	2	S204	
Tie Rod End					
1988-1980	(Powdered Metal Gusher Brg. For Better Lubrication) (Powdered Metal Gusher Brg. For Better Lubrication)	Outer Inner	ES2033RLT ‡ ES2034RLT ‡	2 2	S204 S204
1979-1978	Except Handling Package, (Powdered Metal Gusher Brg. For Better Lubrication) Except Handling Package, (Powdered Metal Gusher Brg. For Better Lubrication)	Outer Inner	ES2033RLT ‡ ES2034RLT ‡	2 2	S204 S204
1977-1973	(Powdered Metal Gusher Brg. For Better Lubrication) (Powdered Metal Gusher Brg. For Better Lubrication)	Outer Inner	ES427R ‡ ES2020RLT ‡	2 2	S204 S204
1972-1971	(Powdered Metal Gusher Brg. For Better Lubrication) (Powdered Metal Gusher Brg. For Better Lubrication)	Outer Inner	ES406R ‡ ES406L ‡	2 2	S204 S204
1970	(Powdered Metal Gusher Brg. For Better Lubrication) (Powdered Metal Gusher Brg. For Better Lubrication)	Outer Inner	ES333RL ‡ ES681N ‡	2 2	S204 S204

REAR SUSPENSION



R308

R308

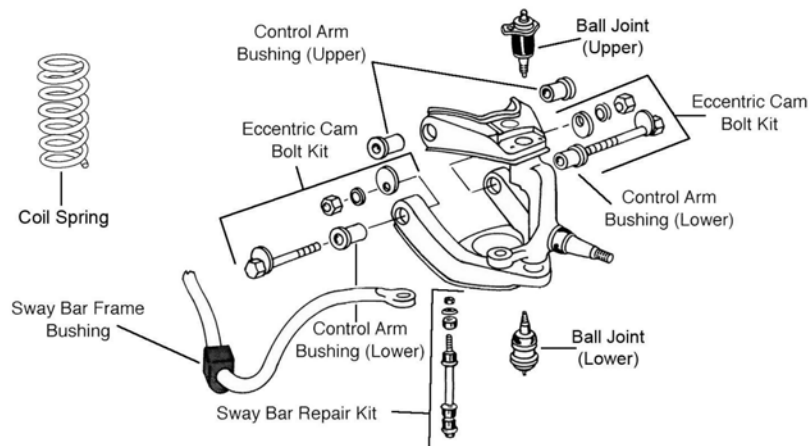


R310

Year	Model/Application	Part	P/C Qty	Figure
Control Arm Bushing				
1988-1978	(Contains Front And Rear Bushings)	Upper	K6178	2 R308
	(Contains Front And Rear Bushings)	Lower	K6178	2 R308
Control Arm Bushing Set				
1977-1970	(Contains Front And Rear Bushings)	Upper	K5161	2 R310
	(Contains Front And Rear Bushings)	Lower	K5161	2 R310

Monza-CHEVROLET

FRONT SUSPENSION



F117

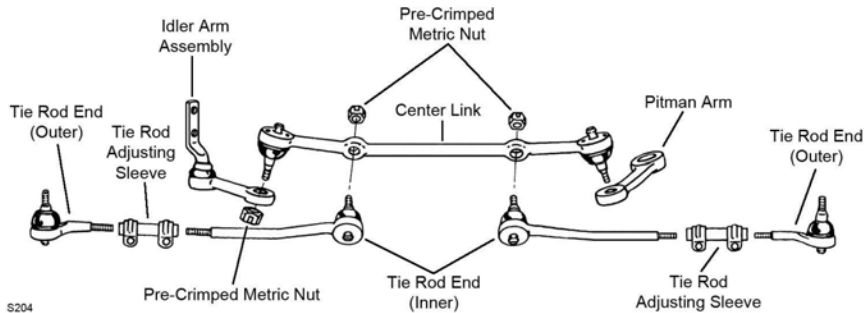
F117

CHEVROLET-Monza (Cont.)

FRONT SUSPENSION (Cont.)

Year	Model/Application	Part	P/C Qty	Figure
Ball Joint				
1980-1975	(Powdered Metal Gusher Brg. For Better Lubrication)	Lower	K6157 ‡	2 F117
Sway Bar Bushing				
1980-1975	1" Sway Bar Diameter 15/16" Sway Bar Diameter	To Frame To Frame	K5253 K5241	1 1 F117
Sway Bar Repair Kit				
1980-1975	(Heavy Duty Design) (Includes Polyurethane Bushings And Solid Metal Sleeve For Enhanced Performance. Barrel Nut Allows For Easier Installation.) (Standard Design)		K6630 ‡ K700532 ‡ K5252	2 2 2 F117

STEERING

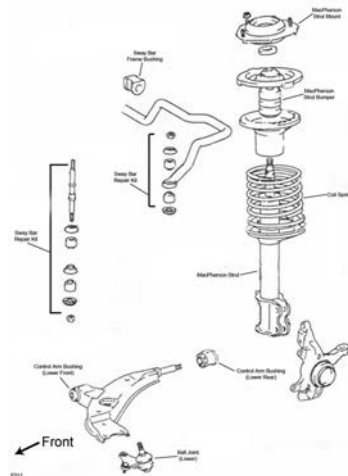


S204

Year	Model/Application	Part	P/C Qty	Figure
Tie Rod Adjusting Sleeve				
1980-1975			ES2032S	2 S204
Tie Rod End				
1980-1975	(Powdered Metal Gusher Brg. For Better Lubrication) (Powdered Metal Gusher Brg. For Better Lubrication)	Outer Inner	ES425RL ‡ ES681N ‡	2 2 S204

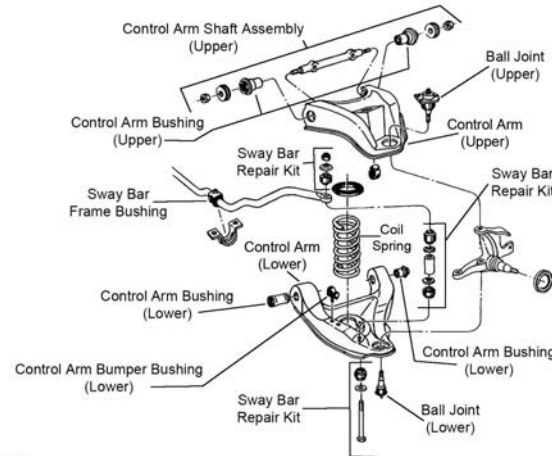
CHEVROLET-Nova

FRONT SUSPENSION



F011

FRONT SUSPENSION (Cont.)



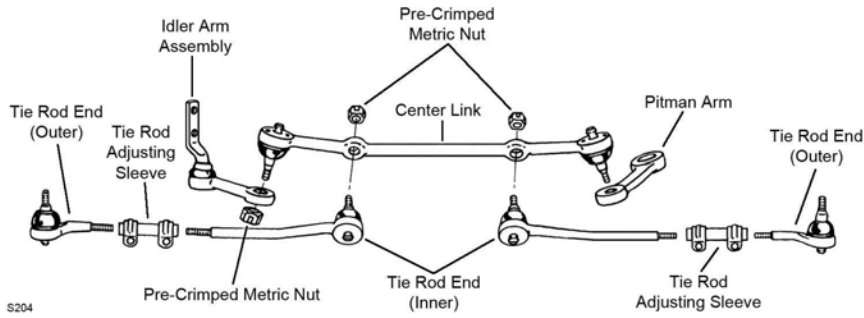
F188

F188

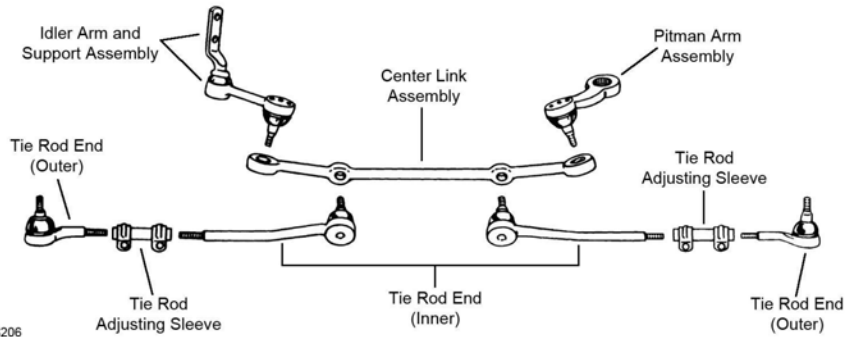
Year	Model/Application	Part	P/C Qty	Figure
Ball Joint				
1988-1985	(Powdered Metal Gusher Brg. For Better Lubrication)	Lower	K9342 ‡	2 F011
1979-1975	(Powdered Metal Gusher Brg. For Better Lubrication)	Upper	K5208 ‡	2 F188
	(Powdered Metal Gusher Brg. For Better Lubrication)	Lower	K6145T ‡	2 F188
1974-1969	(Powdered Metal Gusher Brg. For Better Lubrication)	Upper	K5108 ‡	2 F188
	(Powdered Metal Gusher Brg. For Better Lubrication)	Lower	K5103 ‡	2 F188
Control Arm Bumper Bushing				
1979-1973		Lower	K6606	2 F188
Control Arm Bushing				
1988-1985		Lower Rear	K9426	2 F011
1979-1975		Lower Rear	K5262	2 F188
		Lower Front	K3113	2 F188
Control Arm Bushing Set				
1979-1975		Upper	K6144	2 F188
	(Contains Front And Rear Bushings)	Lower	K6109	2 F188
1974-1970	(Contains Front And Rear Bushings)	Lower	K6076	2 F188
1974-1969	(Contains Front And Rear Bushings)	Upper	K5196	2 F188
Control Arm Shaft Assembly				
1979-1975	(Provides Additional Positive(+) Camber Adjustment, Offset Shaft Kit, Design Allows Ease Of Installation)	Upper	K6146 ‡	2 F188
1974-1969	(Provides Additional Positive(+) Camber Adjustment, Offset Shaft Kit, Design Allows Ease Of Installation)	Upper	K5250 ‡	2 F188
Strut Bumper Bellows				
1988	Base Model, CL, (Replacement Type, Contains Bumper)		K90460	2 F011
1987-1985	(Replacement Type, Contains Bumper)		K90460	2 F011
Strut Mount				
1988-1985	(Contains Bearing)		K9488	2 F011
Strut Spring Seat				
1988	LW0 DOHC, (Reduces Noise)	Lower	K160076 ‡	2 F011
Sway Bar Bushing				
1988-1985		To Frame	K90531	1 F011
1979-1976	1" Sway Bar Diameter	To Frame	K6161	1 F188
1979-1970	15/16" Sway Bar Diameter	To Frame	K5241	1 F188
1975-1970	1" Sway Bar Diameter	To Frame	K5253	1 F188
1969	(Standard Design)	To Frame	K5227	1 F188
Sway Bar Repair Kit				
1988-1985	(Heavy Duty Design)		K90308	2 F011
	5" Length, (Includes Polyurethane Bushings And Solid Metal Sleeve For Enhanced Performance. Barrel Nut Allows For Easier Installation.)		K700530 ‡	2 F011
1979-1970	(Heavy Duty Design)		K6630 ‡	2 F188
	(Includes Polyurethane Bushings And Solid Metal Sleeve For Enhanced Performance. Barrel Nut Allows For Easier Installation.)		K700532 ‡	2 F188
	(Standard Design)		K5252	2 F188

CHEVROLET-Nova (Cont.)

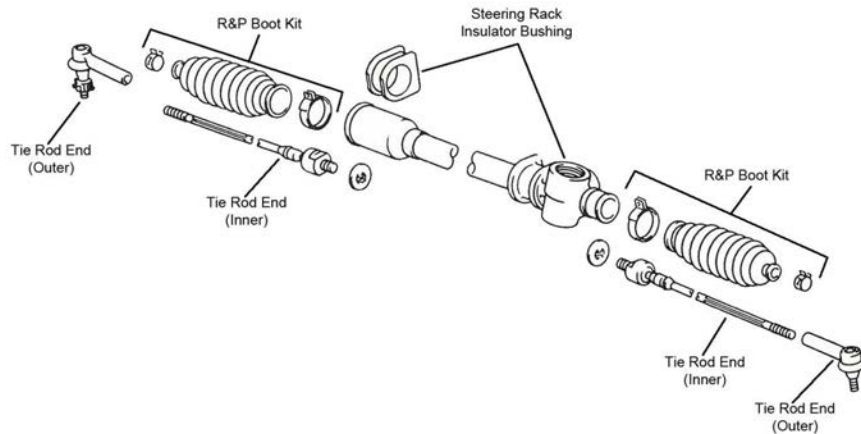
STEERING



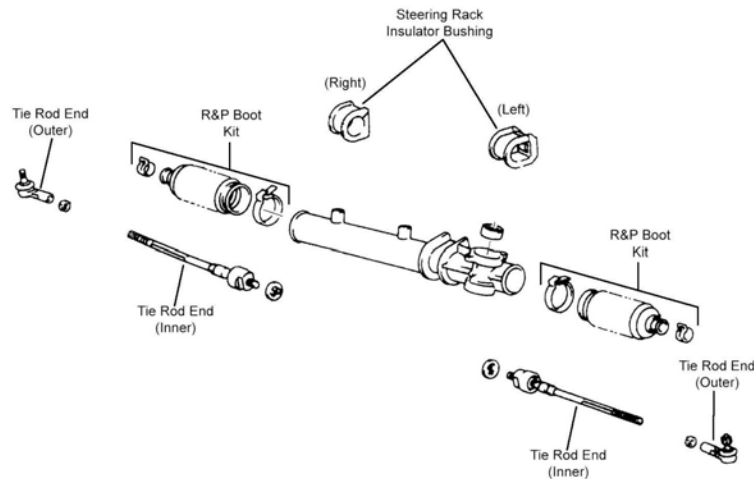
S204



S206



S371



S372

Year	Model/Application	Part	P/C Qty	Figure
1979-1975	(Powdered Metal Gusher Brg. For Better Lubrication)	DS829 ‡	1	S204

STEERING (Cont.)					
Year	Model/Application	Part	P/C Qty	Figure	
Idler Arm					
1979-1975	(Powdered Metal Gusher Brg. For Better Lubrication)	K6186 ‡	1	S204	
1974-1969	(Powdered Metal Gusher Brg. For Better Lubrication)	K6099 ‡	1	S206	
Pitman Arm					
1974-1973	Power Steering, (Greaseable Socket Reduces Corrosion/Wear)	K6151 ‡	1	S206	
1974-1970	Manual Steering, (Greaseable Socket Reduces Corrosion/Wear)	K6150 ‡	1	S206	
1972-1971	Except High Performance, Power Steering, (Greaseable Socket Reduces Corrosion/Wear)	K6151 ‡	1	S206	
1972-1970	350(5.7L), High Performance Engine, Power Steering, (Greaseable Socket Reduces Corrosion/Wear)	K6582 ‡	1	S206	
1970	153(2.5L), Except High Performance, Power Steering, (Greaseable Socket Reduces Corrosion/Wear)	K6151 ‡	1	S206	
	230(3.8L), Except High Performance, Power Steering, (Greaseable Socket Reduces Corrosion/Wear)	K6151 ‡	1	S206	
	250(4.1L), Except High Performance, Power Steering, (Greaseable Socket Reduces Corrosion/Wear)	K6151 ‡	1	S206	
	307(5.0L), Except High Performance, Power Steering, (Greaseable Socket Reduces Corrosion/Wear)	K6151 ‡	1	S206	
	350(5.7L), Except High Performance, Power Steering, (Greaseable Socket Reduces Corrosion/Wear)	K6151 ‡	1	S206	
	396(6.6L), Except High Performance, Power Steering, (Greaseable Socket Reduces Corrosion/Wear)	K6151 ‡	1	S206	
1969	153(2.5L), Manual Steering, (Greaseable Socket Reduces Corrosion/Wear)	K6150 ‡	1	S206	
	230(3.8L), Manual Steering, (Greaseable Socket Reduces Corrosion/Wear)	K6150 ‡	1	S206	
	250(4.1L), Manual Steering, (Greaseable Socket Reduces Corrosion/Wear)	K6150 ‡	1	S206	
	350(5.7L), Manual Steering, (Greaseable Socket Reduces Corrosion/Wear)	K6150 ‡	1	S206	
	396(6.6L), Manual Steering, (Greaseable Socket Reduces Corrosion/Wear)	K6150 ‡	1	S206	
			K6150 ‡	1	S206
Rack & Pinion Boot Kit					
1988-1985	Manual Steering	Left K9315	1	S371	
	Manual Steering	Right K9319	1	S371	
	Power Steering	K9320	2	S372	
Tie Rod Adjusting Sleeve					
1979-1975		ES2004S	2	S204	
1974-1970		ES350S	2	S206	
Tie Rod End					
1988-1985	Rack & Pinion Manual, (Full Ball Stud Provides 360 Degrees Of Smooth Rotation)	Outer EV2382	2	S371, S372	
	Rack & Pinion Power, (Full Ball Stud Provides 360 Degrees Of Smooth Rotation)	Inner EV190 ‡	2	S371	
		Inner EV189 ‡	2	S372	
1979-1975	(Powdered Metal Gusher Brg. For Better Lubrication)	Outer ES441RL ‡	2	S204	
	(Powdered Metal Gusher Brg. For Better Lubrication)	Left Inner ES442L ‡	1	S204	
	(Powdered Metal Gusher Brg. For Better Lubrication)	Right Inner ES443L ‡	1	S204	
1974-1970	(Powdered Metal Gusher Brg. For Better Lubrication)	Inner ES681N ‡	2	S206	
1974-1969	(Powdered Metal Gusher Brg. For Better Lubrication)	Outer ES381RL ‡	2	S206	
REAR SUSPENSION					
R313					
Year	Model/Application	Part	P/C Qty	Figure	
Leaf Spring Bushing					
1979-1973	2.019" Outside Diameter	Fixed End SB298	2	R313	
1969	1.970" Outside Diameter	Front K200920	4	R313	
Leaf Spring Shackle Bushing					
1979-1969	1.580" Outside Diameter	K6560	4	R313	
Strut Bumper Bellows					
1988-1985	(Contains Bumper)	K90461	2		

CHEVROLET-Nova (Cont.)

REAR SUSPENSION (Cont.)

Year	Model/Application	Part	P/C Qty	Figure
Strut Mount				
1988-1985		K9478	2	

CHEVROLET-Special

FRONT SUSPENSION

Year	Model/Application	Part	P/C Qty	Figure
King Bolt Set				
1952-1949	.8660" X 5.312", (Contains Metal Bushing)	8282B	1	
Sway Bar Repair Kit				
1952-1949	(Standard Design) 6-1/2" Length, (Includes Polyurethane Bushings And Solid Metal Sleeve For Enhanced Performance. Barrel Nut Allows For Easier Installation.)	K6217 K700534 ‡	2 2	

REAR SUSPENSION

R310				
Year	Model/Application	Part	P/C Qty	Figure
Leaf Spring Shackle				
1952-1949		K150312	2	R310

CHEVROLET-Special 150

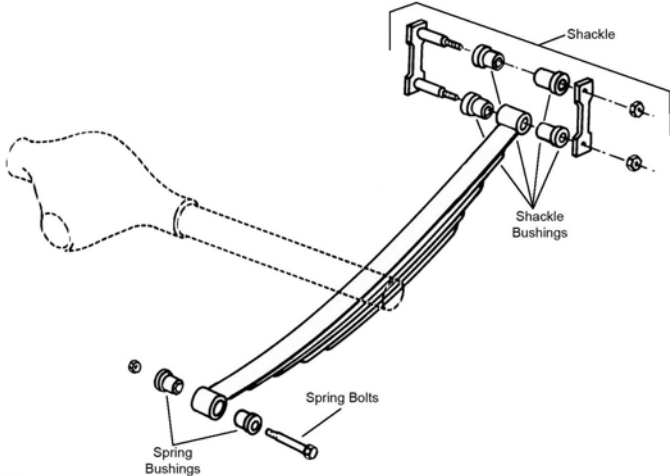
FRONT SUSPENSION

Year	Model/Application	Part	P/C Qty	Figure
Ball Joint				
1957-1955	(Powdered Metal Gusher Brg. For Better Lubrication) (Powdered Metal Gusher Brg. For Better Lubrication)	Upper Lower	K6034 ‡ K670 ‡	2 2
Control Arm Bushing				
1957-1955	(Contains Front And Rear Bushings)	Lower	K304	1
Control Arm Bushing Set				
1957-1955	(Contains Front And Rear Bushings)	Upper	K5196	2
King Bolt Set				
1954-1953	.8660" X 5.312", (Contains Metal Bushing)		8282B	1
Sway Bar Repair Kit				
1957-1953	(Standard Design) 6-1/2" Length, (Includes Polyurethane Bushings And Solid Metal Sleeve For Enhanced Performance. Barrel Nut Allows For Easier Installation.)		K6217 K700534 ‡	2 2

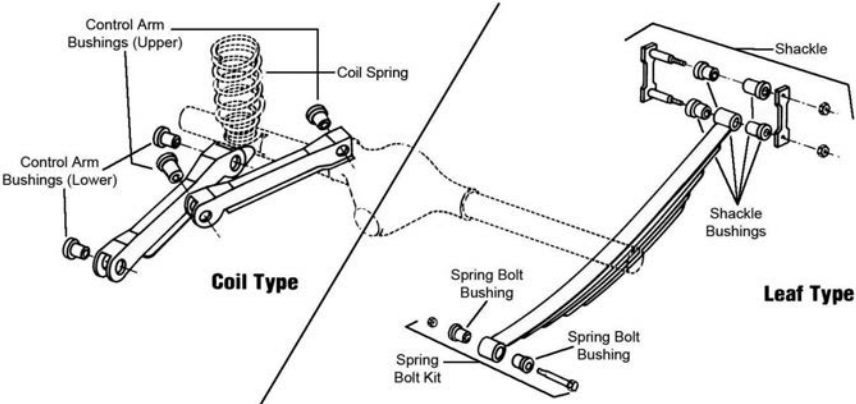
STEERING

Year	Model/Application	Part	P/C Qty	Figure
Idler Arm Bushing Kit				
1957-1955		Center Link End	K377	1
Tie Rod End				
1957-1955	(Powdered Metal Gusher Brg. For Better Lubrication) Conventional Manual Steering, (Powdered Metal Gusher Brg. For Better Lubrication) Conventional Power Steering, (Powdered Metal Gusher Brg. For Better Lubrication)	Outer Inner Right Inner	ES234RL ‡ ES577 ‡ ES577 ‡	2 2 1

REAR SUSPENSION



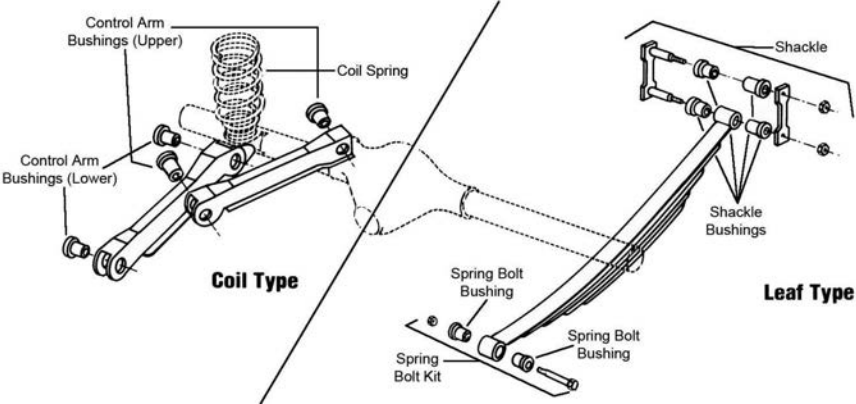
R309



R310

Year	Model/Application	Part	P/C Qty	Figure
Leaf Spring Bolt				
1957-1955		K150193	2	R309
Leaf Spring Bushing				
1957-1955	Lower Rear Fixed End	K6566 SB245	2 2	R310
Leaf Spring Shackle				
1955		K150338	2	R310

REAR SUSPENSION



R310

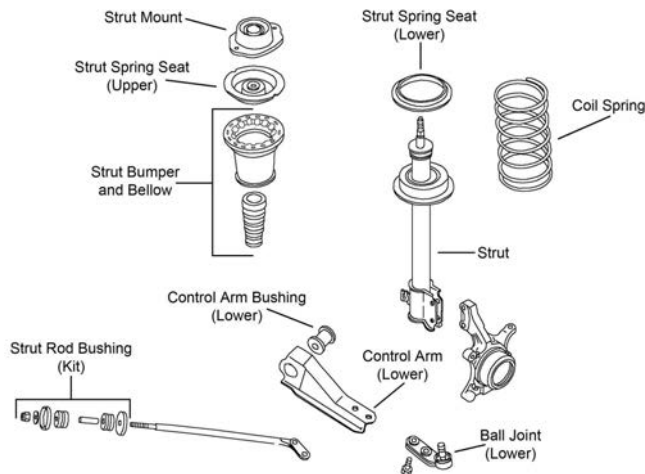
CHEVROLET-Special Deluxe (Cont.)

REAR SUSPENSION (Cont.)

Year	Model/Application	Part	P/C Qty	Figure
Leaf Spring Shackle				
1941-1940	(Rubber Type)	K150312	2	R310

CHEVROLET-Spectrum

FRONT SUSPENSION

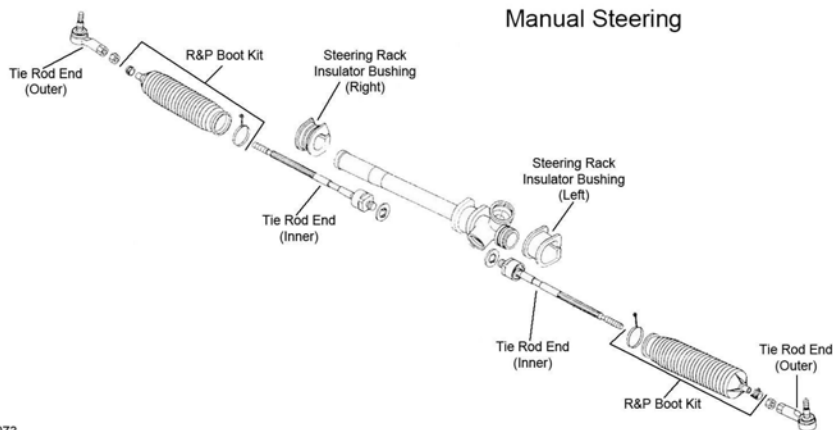


F115

Year	Model/Application	Part	P/C Qty	Figure
Ball Joint				
1988-1985	(Powdered Metal Gusher Brg. For Better Lubrication)	Lower	K9389 ‡	2 F115
Strut Bumper Bellows				
1988-1987	CL, Express, Sport, (Contains Bumper)		K90461	2 F115
1986-1985	(Contains Bumper)		K90461	2 F115
Strut Mount				
1988-1985	(Contains Bearing)		K9648	2 F115

STEERING

Manual Steering

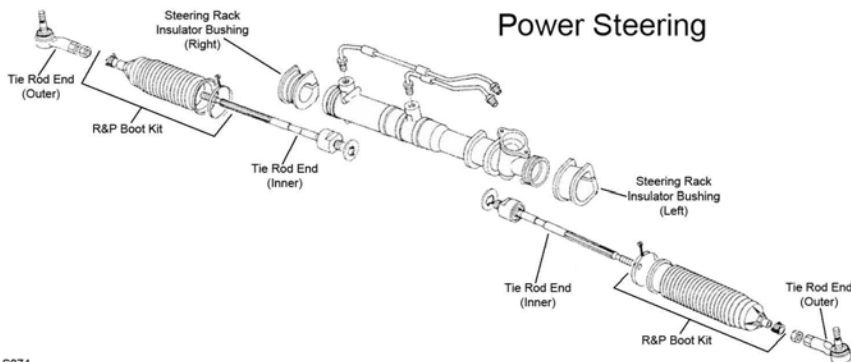


S073

S073

STEERING (Cont.)

Power Steering



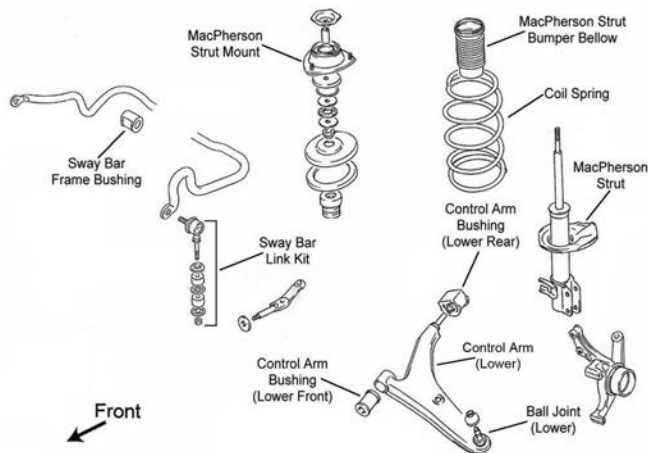
S074

S074

Year	Model/Application	Part	P/C Qty	Figure	
Rack & Pinion Boot Kit					
1988-1985	Manual Steering Power Steering	K9680 K9682	2 2	S073 S074	
Tie Rod End					
1988-1985	Rack & Pinion Power, (Full Ball Stud Provides 360 Degrees Of Smooth Rotation)	Outer Inner	ES2926RL EV203 ‡	2 2	S073, S074 S074

Sprint-CHEVROLET

FRONT SUSPENSION



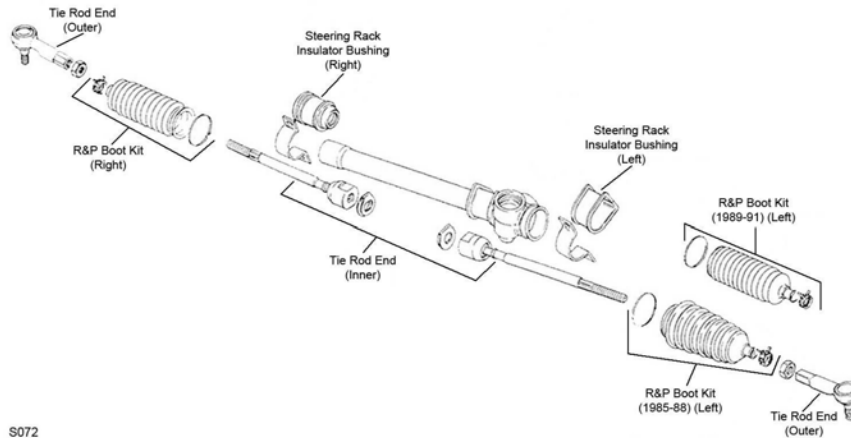
F076

F076

Year	Model/Application	Part	P/C Qty	Figure	
Control Arm with Ball Joint					
1990-1989	(R-Series) (R-Series)	Left Lower Right Lower	RK620306 RK620305	1 1	F076 F076
1988-1985	(R-Series)	Lower	RK9445	2	
Strut Mount					
1990-1989	Vehicles Built For Canadian Market, (Contains Bearing)		K9720	2	F076
Sway Bar Repair Kit					
1990-1989	(Bushing Kit)		K90121	2	F076

CHEVROLET-Sprint (Cont.)

STEERING



S072

Year	Model/Application	Part	P/C Qty	Figure	
Rack & Pinion Boot Kit					
1988-1985		Left Right	K9450 K8581	1 1	S072 S072
Tie Rod End					
1990-1989	(Full Ball Stud Provides 360 Degrees Of Smooth Rotation)	Inner	EV269 ‡	2	S072
1990-1985	(Design Allows Ease Of Installation) (Powdered Metal Gusher Brg. For Better Lubrication)	Outer Outer	ES800329 ‡ ES3043RL ‡	2 2	S072 S072
1988-1985	(Full Ball Stud Provides 360 Degrees Of Smooth Rotation)	Inner	EV268 ‡	2	S072

REAR SUSPENSION

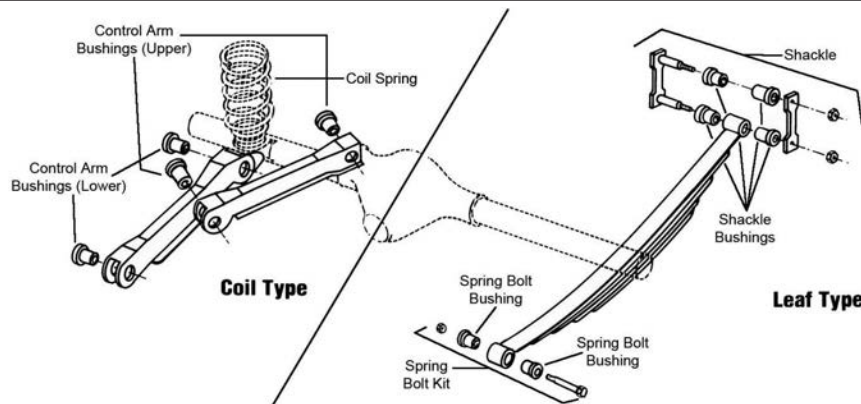
Year	Model/Application	Part	P/C Qty	Figure
Strut Mount				
1990-1989	Vehicles Built For Canadian Market	K9722	2	
Sway Bar Repair Kit				
1990-1989	(Bushing Kit)	K90121	2	

CHEVROLET-Stylemaster

FRONT SUSPENSION

Year	Model/Application	Part	P/C Qty	Figure
King Bolt Set				
1948-1946	.8660" X 5.312", (Contains Metal Bushing)	8282B	1	
Sway Bar Repair Kit				
1948-1946	(Standard Design) 6-1/2" Length, (Includes Polyurethane Bushings And Solid Metal Sleeve For Enhanced Performance. Barrel Nut Allows For Easier Installation.)	K6217 K700534 ‡	2 2	

REAR SUSPENSION



R310

(Cont.) Stylemaster-CHEVROLET

REAR SUSPENSION (Cont.)				
Year	Model/Application	Part	P/C Qty	Figure
Leaf Spring Shackle				
1948-1946	(Rubber Type)	K150312	2	R310

Townsmen-CHEVROLET

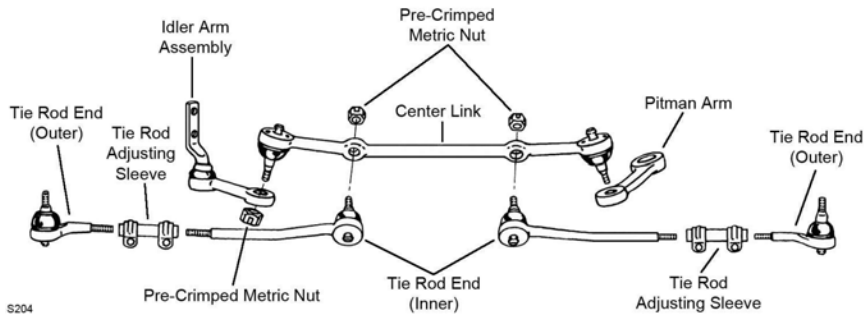
FRONT SUSPENSION				
Year	Model/Application	Part	P/C Qty	Figure
Ball Joint				
1970	(Powdered Metal Gusher Brg. For Better Lubrication)	Upper	K6034 ‡	2
	(Powdered Metal Gusher Brg. For Better Lubrication)	Lower	K6035 ‡	2
Strut Rod Bushing Kit				
1970	(Improved Design) Except Police, (Standard Design)		K6092 K6079A	1 1
STEERING				
Year	Model/Application	Part	P/C Qty	Figure
Tie Rod End				
1957-1955	Conventional Manual Steering, (Powdered Metal Gusher Brg. For Better Lubrication)	Inner	ES577 ‡	2
	Conventional Power Steering, (Powdered Metal Gusher Brg. For Better Lubrication)	Right Inner	ES577 ‡	1

Vega-CHEVROLET

FRONT SUSPENSION				
F117				
Year	Model/Application	Part	P/C Qty	Figure
Ball Joint				
1977-1975	(Powdered Metal Gusher Brg. For Better Lubrication)	Lower	K6157 ‡	2 F117
Sway Bar Bushing				
1977-1971	1" Sway Bar Diameter	To Frame	K5253	1 F117
	15/16" Sway Bar Diameter	To Frame	K5241	1 F117
Sway Bar Repair Kit				
1977-1971	(Heavy Duty Design) (Includes Polyurethane Bushings And Solid Metal Sleeve For Enhanced Performance. Barrel Nut Allows For Easier Installation.) (Standard Design)		K6630 ‡ K700532 ‡ K5252	2 2 2 F117

CHEVROLET-Vega (Cont.)

STEERING

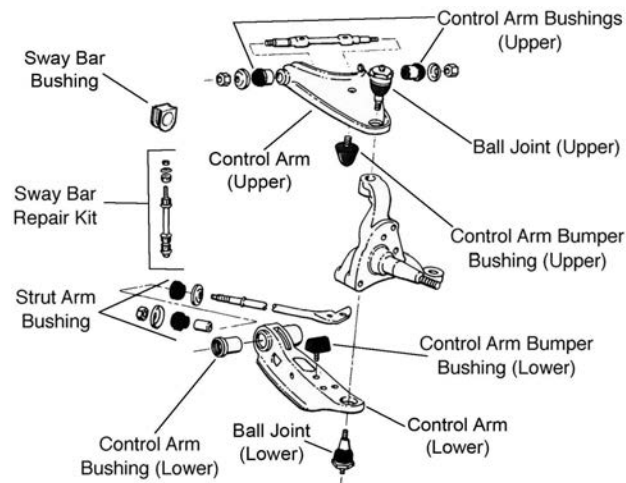


S204

Year	Model/Application	Part	P/C Qty	Figure	
Tie Rod Adjusting Sleeve					
1977-1971		ES2032S	2	S204	
Tie Rod End					
1977-1971	(Powdered Metal Gusher Brg. For Better Lubrication) (Powdered Metal Gusher Brg. For Better Lubrication)	Outer Inner	ES425RL ‡ ES681N ‡	2 2	S204 S204

CHRYSLER-300 Series

FRONT SUSPENSION



F125

Year	Model/Application	Part	P/C Qty	Figure	
300					
Ball Joint					
1971-1962	(Powdered Metal Gusher Brg. For Better Lubrication)	Upper	K772 ‡	2	F125
1964-1962	(Threaded Type, Powdered Metal Gusher Brg. For Better Lubrication)	Lower	K719 ‡	2	F125
Control Arm Bushing					
1971-1965	(Optional, Eccentric Bushing, Provides Additional Positive(+) Camber Adjustment, High Quality Elastomer For Durability And Performance)	Upper Lower	K7104 ‡ K7007	2 2	F125 F125
1964-1962	(Contains Front And Rear Bushings)	Upper	K325	1	F125
Control Arm Bushing Set					
1971-1965	(Contains Front And Rear Bushings, Standard Design)	Upper	K7006	2	F125
Strut Rod Bushing					
1964-1962			K7039	1	F125
Strut Rod Bushing Kit					
1971-1965	(Standard Design)		K7019A	1	F125
Sway Bar Bushing					
1971-1965		To Frame To Strut Rod	K7061 K7064	1 1	F125 F125

(Cont.) 300 Series-CHRYSLER

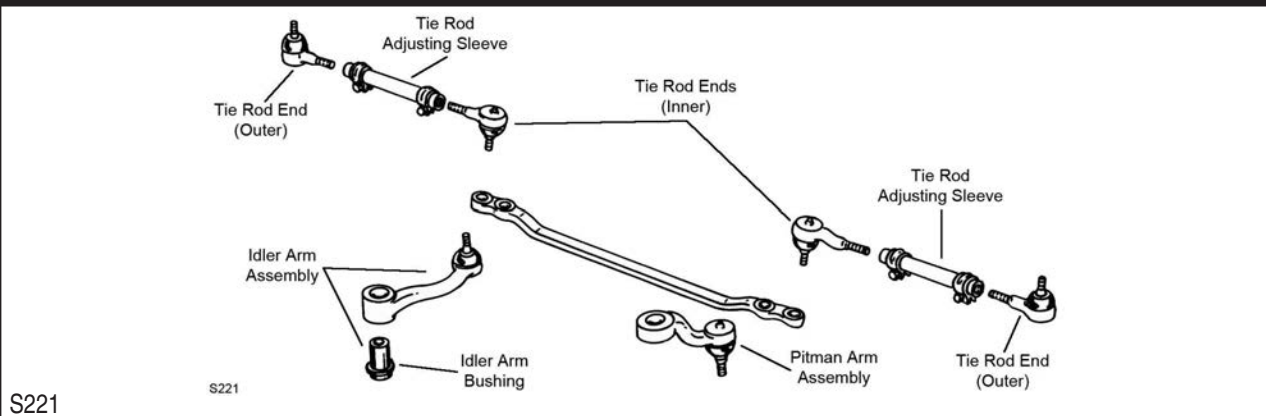
FRONT SUSPENSION (Cont.)				
Year	Model/Application	Part	P/C Qty	Figure
300C				
Ball Joint				
1957	(Powdered Metal Gusher Brg. For Better Lubrication)	Upper	K778 ‡	2 F125
Strut Rod Bushing				
1957			K7039	1 F125
300D				
Ball Joint				
1958	(Powdered Metal Gusher Brg. For Better Lubrication)	Upper	K778 ‡	2 F125
Strut Rod Bushing				
1958			K7039	1 F125
300E				
Ball Joint				
1959	(Powdered Metal Gusher Brg. For Better Lubrication)	Upper	K778 ‡	2 F125
Control Arm Bushing				
1959	(Contains Front And Rear Bushings)	Upper	K325	1 F125
Strut Rod Bushing				
1959			K7039	1 F125
300F				
Ball Joint				
1960	(Powdered Metal Gusher Brg. For Better Lubrication) (Threaded Type, Powdered Metal Gusher Brg. For Better Lubrication)	Upper Lower	K778 ‡ K727 ‡	2 2 F125
Control Arm Bushing				
1960	(Contains Front And Rear Bushings)	Upper	K325	1 F125
Strut Rod Bushing				
1960			K7039	1 F125
300G				
Ball Joint				
1961	(Powdered Metal Gusher Brg. For Better Lubrication) (Threaded Type, Powdered Metal Gusher Brg. For Better Lubrication)	Upper Lower	K778 ‡ K727 ‡	2 2 F125
Control Arm Bushing				
1961	(Contains Front And Rear Bushings)	Upper	K325	1 F125
Strut Rod Bushing				
1961			K7039	1 F125
300H				
Ball Joint				
1962	(Powdered Metal Gusher Brg. For Better Lubrication) (Threaded Type, Powdered Metal Gusher Brg. For Better Lubrication)	Upper Lower	K772 ‡ K719 ‡	2 2 F125
Control Arm Bushing				
1962	(Contains Front And Rear Bushings)	Upper	K325	1 F125
Strut Rod Bushing				
1962			K7039	1 F125
300J				
Ball Joint				
1963	(Powdered Metal Gusher Brg. For Better Lubrication) (Threaded Type, Powdered Metal Gusher Brg. For Better Lubrication)	Upper Lower	K772 ‡ K719 ‡	2 2 F125
Control Arm Bushing				
1963	(Contains Front And Rear Bushings)	Upper	K325	1 F125
Strut Rod Bushing				
1963			K7039	1 F125
300K				
Ball Joint				
1964	(Powdered Metal Gusher Brg. For Better Lubrication) (Threaded Type, Powdered Metal Gusher Brg. For Better Lubrication)	Upper Lower	K772 ‡ K719 ‡	2 2 F125
Control Arm Bushing				
1964	(Contains Front And Rear Bushings)	Upper	K325	1 F125
Strut Rod Bushing				
1964			K7039	1 F125

CHRYSLER-300 Series (Cont.)

FRONT SUSPENSION (Cont.)

Year	Model/Application	Part	P/C Qty	Figure
300L				
Ball Joint				
1965	(Powdered Metal Gusher Brg. For Better Lubrication)	Upper	K772 ‡	2 F125
Control Arm Bushing				
1965	(Optional, Eccentric Bushing, Provides Additional Positive(+) Camber Adjustment, High Quality Elastomer For Durability And Performance)	Upper	K7104 ‡	2 F125
		Lower	K7007	2 F125
Control Arm Bushing Set				
1965	(Contains Front And Rear Bushings, Standard Design)	Upper	K7006	2 F125
Strut Rod Bushing Kit				
1965	(Standard Design)		K7019A	1 F125
Sway Bar Bushing				
1965		To Frame	K7061	1 F125
		To Strut Rod	K7064	1

STEERING

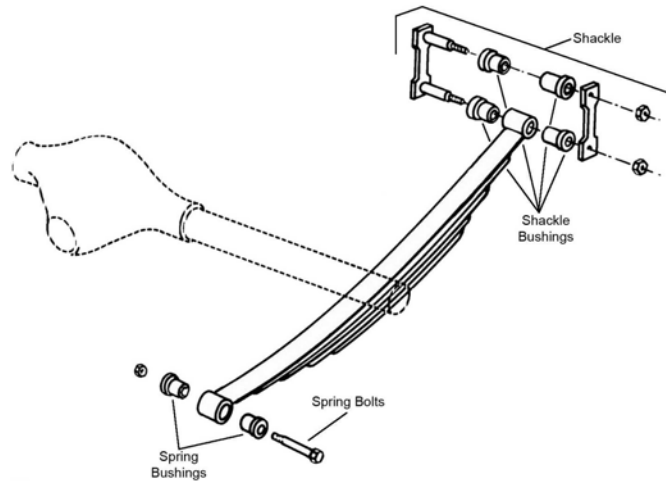


Year	Model/Application	Part	P/C Qty	Figure
300				
Idler Arm				
1971-1965	(Powdered Metal Gusher Brg. For Better Lubrication)		K7014 ‡	1 S221
Idler Arm Bushing Kit				
1971-1968	1.178" Outside Diameter, (For OE Design Idler Arm Only)		K7046	1 S221
Tie Rod Adjusting Sleeve				
1965-1962	4.72" Length		ES2004S	2 S221
1955	4.72" Length		ES2004S	2 S221
Tie Rod End				
1971-1966	(Powdered Metal Gusher Brg. For Better Lubrication)	Inner	ES355RL ‡	2 S221
1971-1965	(Powdered Metal Gusher Brg. For Better Lubrication)	Outer	ES352R ‡	2 S221
1965	5.00" Length, (Powdered Metal Gusher Brg. For Better Lubrication)	Inner	ES355RL ‡	2 S221
300B				
Tie Rod Adjusting Sleeve				
1956	4.72" Length		ES2004S	2 S221
300C				
Tie Rod Adjusting Sleeve				
1957	4.72" Length		ES2004S	2 S221
300D				
Tie Rod Adjusting Sleeve				
1958	4.72" Length		ES2004S	2 S221
300E				
Tie Rod Adjusting Sleeve				
1959	4.72" Length		ES2004S	2 S221
300F				
Tie Rod Adjusting Sleeve				
1960	4.72" Length		ES2004S	2 S221

STEERING (Cont.)

Year	Model/Application	Part	P/C Qty	Figure	
300G					
Tie Rod Adjusting Sleeve					
1961	4.72" Length	ES2004S	2	S221	
300H					
Tie Rod Adjusting Sleeve					
1962	4.72" Length	ES2004S	2	S221	
300J					
Tie Rod Adjusting Sleeve					
1963	4.72" Length	ES2004S	2	S221	
300K					
Tie Rod Adjusting Sleeve					
1964	4.72" Length	ES2004S	2	S221	
300L					
Idler Arm					
1965	(Powdered Metal Gusher Brg. For Better Lubrication)	K7014 ‡	1	S221	
Tie Rod Adjusting Sleeve					
1965	4.72" Length	ES2004S	2	S221	
Tie Rod End					
1965	(Powdered Metal Gusher Brg. For Better Lubrication)	Outer	ES352R ‡	2	S221
	5.00" Length, (Powdered Metal Gusher Brg. For Better Lubrication)	Inner	ES355RL ‡	2	S221

REAR SUSPENSION



R309

Year	Model/Application	Part	P/C Qty	Figure
300				
Leaf Spring Shackle Bushing				
1971-1962	(Split Type Bushing)	K7308	4	R309
1955	(Split Type Bushing)	K7308	4	R309
300B				
Leaf Spring Shackle Bushing				
1956	(Split Type Bushing)	K7308	4	R309
300C				
Leaf Spring Shackle Bushing				
1957	(Split Type Bushing)	K7308	4	R309
300D				
Leaf Spring Shackle Bushing				
1958	(Split Type Bushing)	K7308	4	R309
300E				
Leaf Spring Shackle Bushing				
1959	(Split Type Bushing)	K7308	4	R309

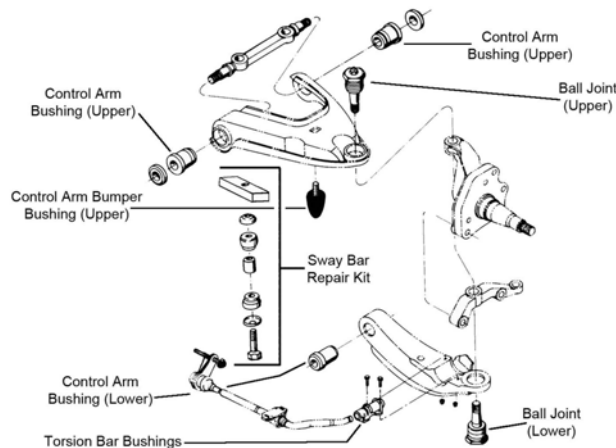
CHRYSLER-300 Series (Cont.)

REAR SUSPENSION (Cont.)

Year	Model/Application	Part	P/C Qty	Figure
300F				
Leaf Spring Bolt Kit				
1960		K150236	2	R309
Leaf Spring Shackle Bushing				
1960	(Split Type Bushing)	K7308	4	R309
300G				
Leaf Spring Shackle Bushing				
1961	(Split Type Bushing)	K7308	4	R309
300H				
Leaf Spring Shackle Bushing				
1962	(Split Type Bushing)	K7308	4	R309
300J				
Leaf Spring Shackle Bushing				
1963	(Split Type Bushing)	K7308	4	R309
300K				
Leaf Spring Shackle Bushing				
1964	(Split Type Bushing)	K7308	4	R309
300L				
Leaf Spring Shackle Bushing				
1965	(Split Type Bushing)	K7308	4	R309

CHRYSLER-5th Avenue

FRONT SUSPENSION



F126

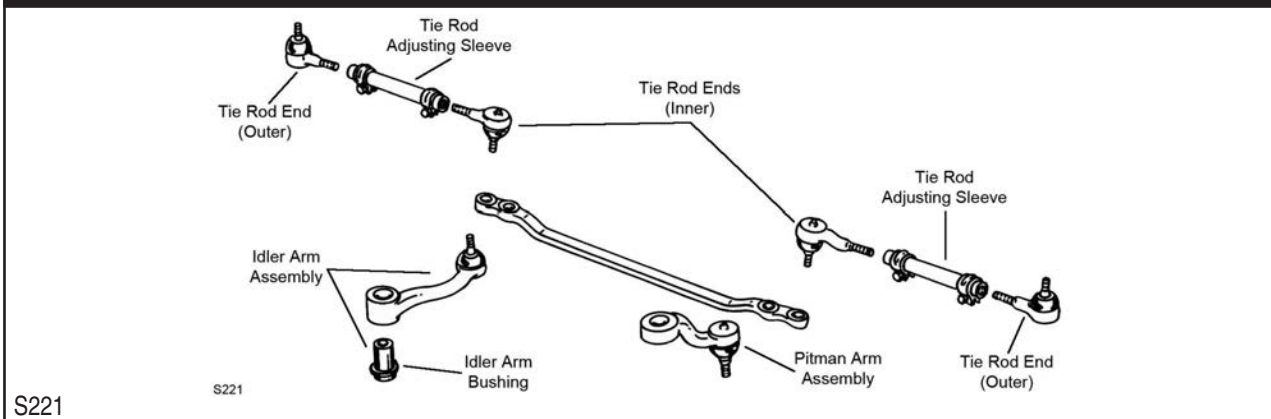
F126

Year	Model/Application	Part	P/C Qty	Figure	
Ball Joint					
1989-1983	(Powdered Metal Gusher Brg. For Better Lubrication)	Upper	K772 ‡	2	F126
	(Press In Type, Powdered Metal Gusher Brg. For Better Lubrication)	Lower	K7069 ‡	2	F126
Control Arm Bumper Bushing					
1989-1983		Upper	K7293	2	F126
Control Arm Bushing					
1989-1983		Lower	K7097	2	F126
Control Arm Bushing Set					
1989-1987	(Contains Front And Rear Bushings)	Upper	K7190 ‡	1	F126
1989-1983	(Contains Front And Rear Bushings, Standard Design)	Upper	K7084	2	F126
1984-1983	(Contains Front And Rear Bushings)	Upper	K7190 ‡	1	F126
Sway Bar Bushing					
1989-1983	1-1/8" Sway Bar Diameter	To Frame	K7108	1	F126
	Except 1-1/8" Sway Bar Diameter	To Frame	K7092	1	F126

FRONT SUSPENSION (Cont.)

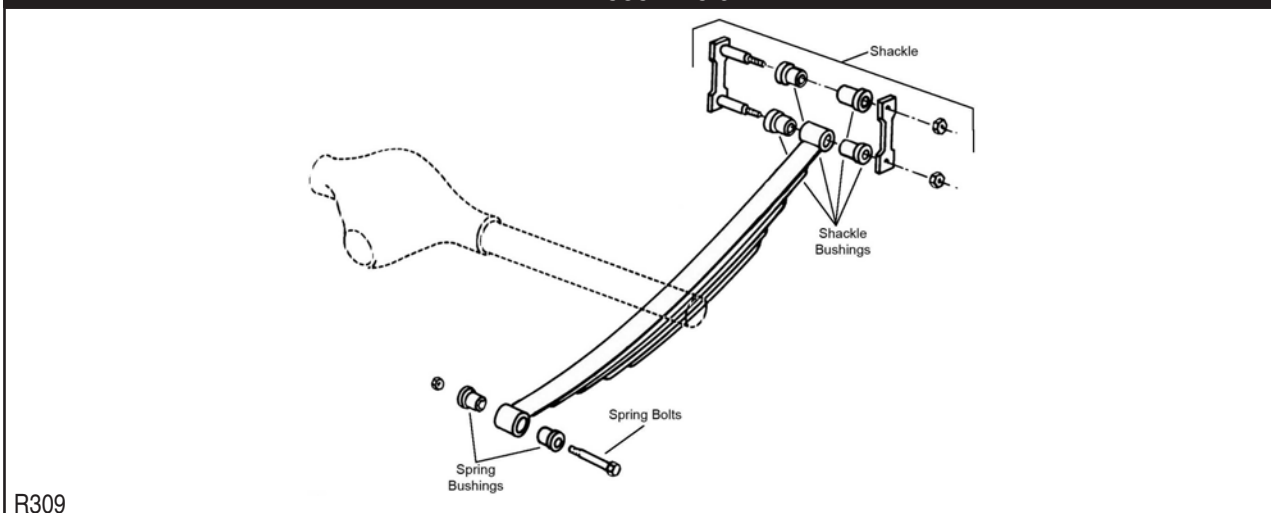
Year	Model/Application	Part	P/C Qty	Figure
Sway Bar Repair Kit				
1989-1983	(Contains Sleeve) (Repair Sleeve Not Included)	K7087 K7304	2 2	F126 F126

STEERING



Year	Model/Application	Part	P/C Qty	Figure
Idler Arm				
1989-1983	Except Police Or Taxi, (Powdered Metal Gusher Brg. For Better Lubrication)	K7086 ‡	1	S221
Pitman Arm				
1989-1983	Power Steering, (Greaseable Socket Reduces Corrosion/Wear)	K7101 ‡	1	S221
Tie Rod Adjusting Sleeve				
1989-1983	(Optional 11/16" Diameter Tie Rod Ends Must Be Used) 9/16" Threads	ES440S ES2016S	2 2	S221
Tie Rod End				
1989-1983	11/16" Thread, (Optional, Powdered Metal Gusher Brg. For Better Lubrication)	Outer ES352R ‡	2	S221
	11/16" Thread, (Optional, Powdered Metal Gusher Brg. For Better Lubrication)	Inner ES355RL ‡	2	S221
	9/16" Threads, (Powdered Metal Gusher Brg. For Better Lubrication)	Outer ES401R ‡	2	S221
	9/16" Threads, (Powdered Metal Gusher Brg. For Better Lubrication)	Inner ES401L ‡	2	S221

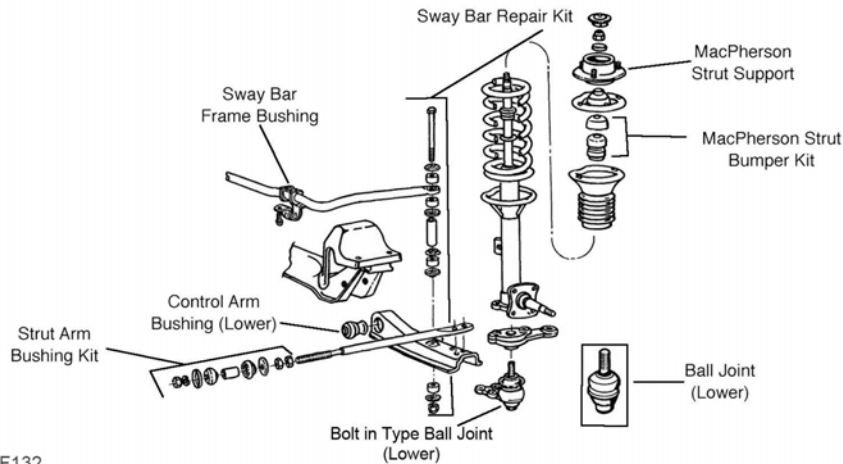
REAR SUSPENSION



Year	Model/Application	Part	P/C Qty	Figure
Leaf Spring Bushing				
1989-1983	Standard Suspension	Fixed End SB364	2	R309
Leaf Spring Shackle Bushing				
1989-1983	(Split Type Bushing)	K7308	4	R309
Sway Bar Repair Kit				
1989	(Bushing Only)	K7081	2	

CHRYSLER-Conquest

FRONT SUSPENSION



F132

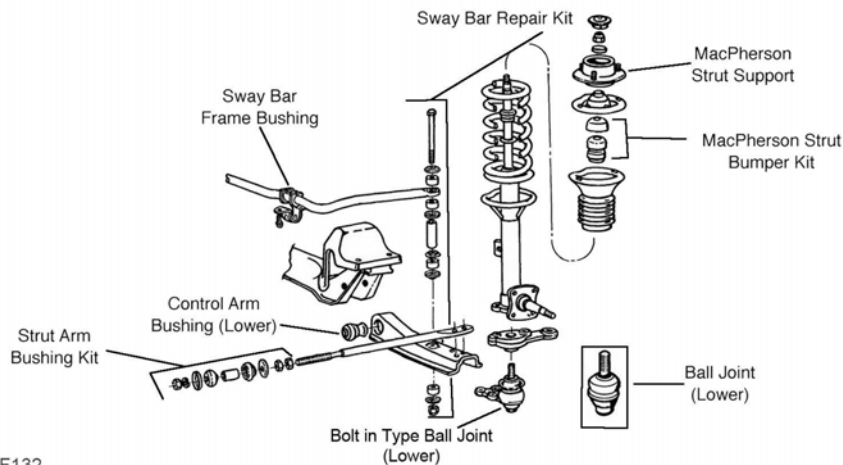
F132

Year	Model/Application	Part	P/C Qty	Figure
Strut Mount				
1989-1987	(Contains Bearing)	K9694	2	F132
Sway Bar Repair Kit				
1989-1987	(Contains Thermoplastic Bushing)	K90129 ‡	2	F132

STEERING

Year	Model/Application	Part	P/C Qty	Figure
Idler Arm Repair Kit				
1987	(For OE Design Idler Arm Only)	K9100	1	
Tie Rod End				
1989		Outer ES2246L	2	
1989-1987	(Includes Sunloy-Coated Metal Bearing To Combine Durability With Smooth Stud Swing)	Left Inner ES2197R ‡	1	
1988-1987	Intercooled Engine, 5.64" Length	Outer ES3005RL	2	
1987	Except Intercooled Engine, 4.094" Length, (Includes Sunloy-Coated Metal Bearing To Combine Durability With Smooth Stud Swing)	Outer ES2194R ‡	2	

REAR SUSPENSION

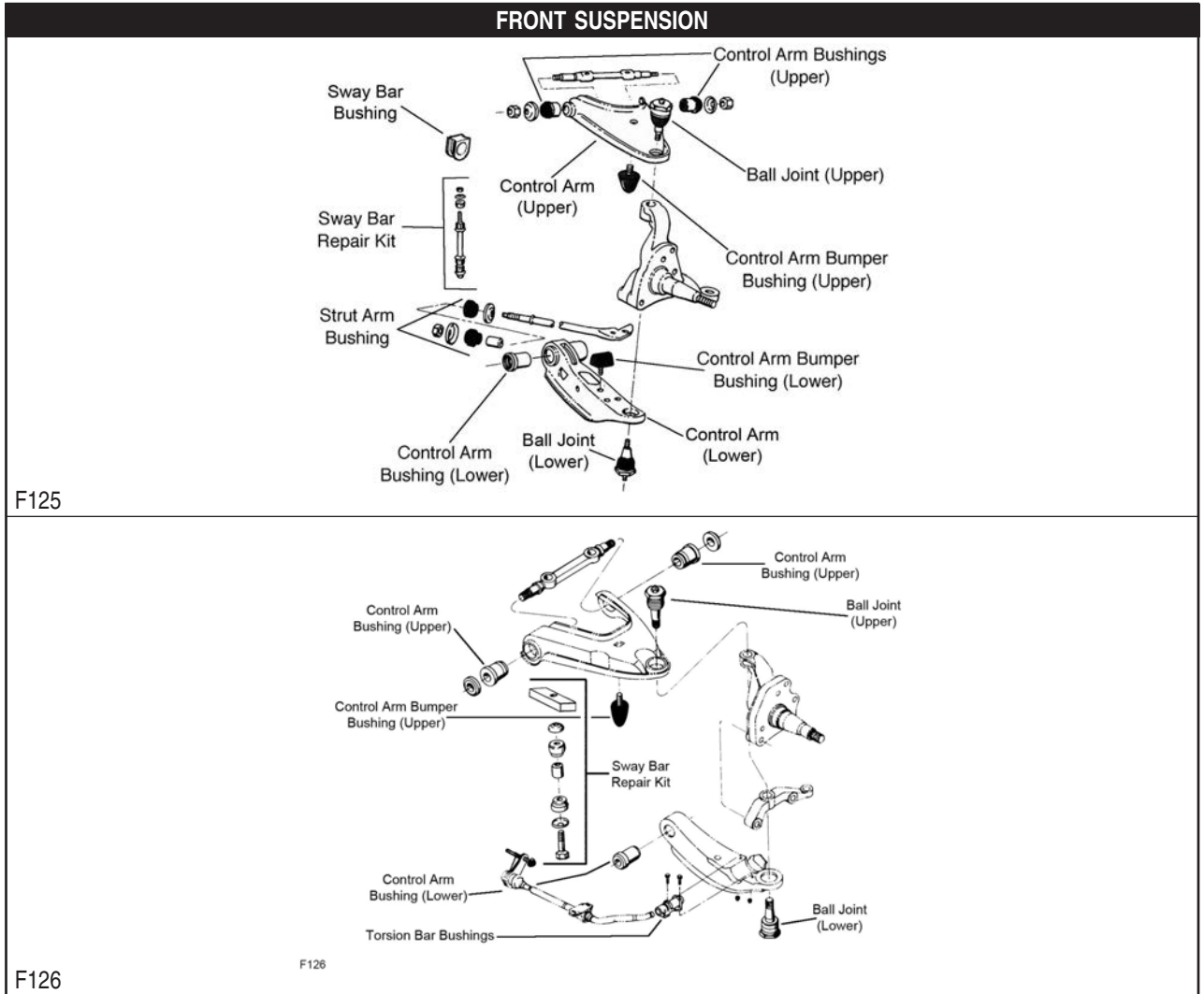


F132

F132

Year	Model/Application	Part	P/C Qty	Figure
Strut Bumper Bellows				
1989-1987	(Replacement Type, Contains Bumper)	K90460	2	F132
Strut Mount				
1989-1987	(Contains Bearing)	K9721	2	
Sway Bar Repair Kit				
1989-1987	(Heavy Duty Design)	K90130 ‡	2	

REAR SUSPENSION (Cont.)				
Year	Model/Application	Part	P/C Qty	Figure
Sway Bar Repair Kit				
1989-1987 (Cont.)	(Includes Polyurethane Bushings And Solid Metal Sleeve For Enhanced Performance. Barrel Nut Allows For Easier Installation.)	K700525 ‡	2	



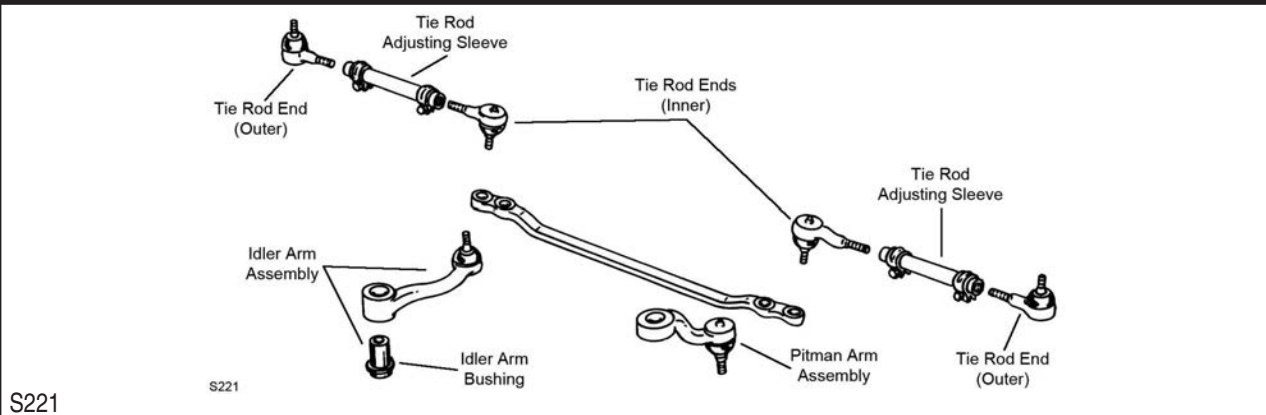
Year	Model/Application	Part	P/C Qty	Figure	
Ball Joint					
1983-1980	(Powdered Metal Gusher Brg. For Better Lubrication)	Upper	K772 ‡	2	F126
	(Press In Type, Powdered Metal Gusher Brg. For Better Lubrication)	Lower	K7069 ‡	2	F126
1979-1975	(Powdered Metal Gusher Brg. For Better Lubrication)	Upper	K772 ‡	2	F125
	(Press In Type, Powdered Metal Gusher Brg. For Better Lubrication)	Lower	K7069 ‡	2	F125
Control Arm Bumper Bushing					
1983-1980		Upper	K7293	2	F126
1979-1975		Upper	K7293	2	F125
Control Arm Bushing					
1983-1980		Lower	K7097	2	F126
1979-1975	(Contains Front And Rear Bushings)	Upper	K7058	2	F125
		Lower	K7059	2	F125
Control Arm Bushing Set					
1983-1980	(Contains Front And Rear Bushings)	Upper	K7190 ‡	1	F126
	(Contains Front And Rear Bushings, Standard Design)	Upper	K7084	2	F126
Sway Bar Bushing					
1983-1980	1-1/8" Sway Bar Diameter	To Frame	K7108	1	F126

CHRYSLER-Cordoba (Cont.)

FRONT SUSPENSION (Cont.)

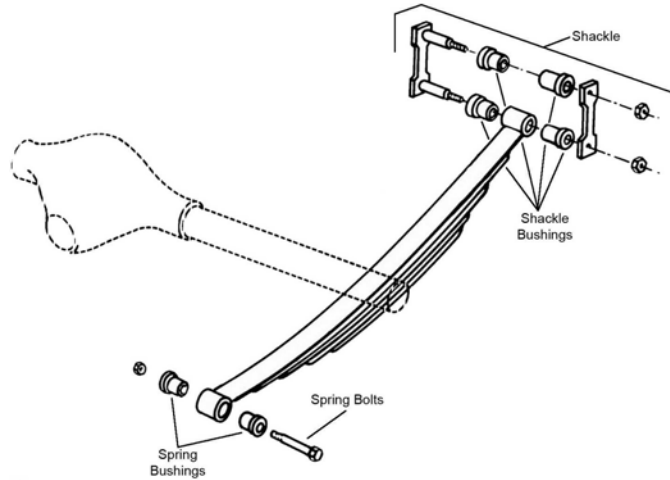
Year	Model/Application	Part	P/C Qty	Figure
Sway Bar Bushing				
1983-1980 (Cont.)	Except 1-1/8" Sway Bar Diameter	To Frame K7092	1	F126
1979-1975		To Frame To Strut Rod K7062 K7064	1 1	F125 F125
Sway Bar Repair Kit				
1983-1980	(Contains Sleeve) (Repair Sleeve Not Included)	K7087 K7304	2 2	F126 F126
1979-1975	(Repair Sleeve Not Included)	K7304	2	F125

STEERING



Year	Model/Application	Part	P/C Qty	Figure
Idler Arm				
1983-1980	Except Police Or Taxi, (Powdered Metal Gusher Brg. For Better Lubrication)	K7086 ‡	1	S221
1979-1975	(Powdered Metal Gusher Brg. For Better Lubrication)	K7066 ‡	1	S221
Pitman Arm				
1983-1980	(Greaseable Socket Reduces Corrosion/Wear)	K7101 ‡	1	S221
1979-1975	(Greaseable Socket Reduces Corrosion/Wear)	K7076 ‡	1	S221
Tie Rod Adjusting Sleeve				
1983-1980	11/16" Inside Diameter 9/16" Inside Diameter	ES440S ES2016S	2 2	S221 S221
1979-1975		ES430S	2	S221
Tie Rod End				
1983-1980	11/16" Diameter Rod, (Powdered Metal Gusher Brg. For Better Lubrication)	Outer ES352R ‡	2	S221
	11/16" Diameter Rod, (Powdered Metal Gusher Brg. For Better Lubrication)	Inner ES355RL ‡	2	S221
	9/16" Diameter Rod, (Powdered Metal Gusher Brg. For Better Lubrication)	Outer ES401R ‡	2	S221
	9/16" Diameter Rod, (Powdered Metal Gusher Brg. For Better Lubrication)	Inner ES401L ‡	2	S221
1979-1975	(Powdered Metal Gusher Brg. For Better Lubrication)	Outer ES401R ‡	2	S221
	(Powdered Metal Gusher Brg. For Better Lubrication)	Inner ES401L ‡	2	S221

REAR SUSPENSION

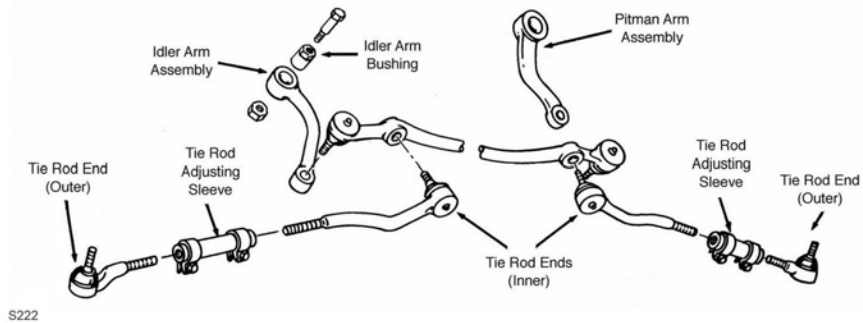


R309

Year	Model/Application	Part	P/C Qty	Figure
Leaf Spring Bushing				
1983-1975	Fixed End	SB364	2	R309
Leaf Spring Shackle Bushing				
1983-1975	(Split Type Bushing)	K7308	4	R309

Crown Imperial-CHRYSLER

STEERING

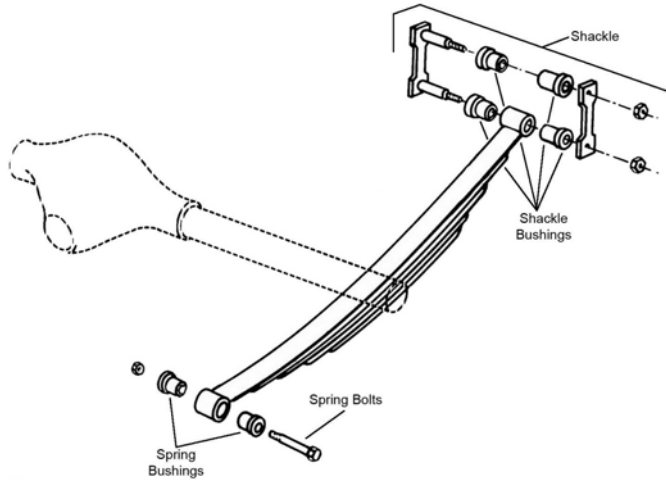


S222

Year	Model/Application	Part	P/C Qty	Figure
Tie Rod End				
1948-1946	.688" - 18 Threads, 3.410" Length, (Includes Sunoloy-Coated Metal Bearing To Combine Durability With Smooth Stud Swing) Right Outer	ES158L ‡	1	S222
	.688" - 18 Threads, 3.410" Length, (Includes Sunoloy-Coated Metal Bearing To Combine Durability With Smooth Stud Swing) Inner	ES158R ‡	2	S222
1942-1941	.688" - 18 Threads, 3.410" Length, (Includes Sunoloy-Coated Metal Bearing To Combine Durability With Smooth Stud Swing) Right Outer	ES158R ‡	1	
	.688" - 18 Threads, 3.410" Length, (Includes Sunoloy-Coated Metal Bearing To Combine Durability With Smooth Stud Swing) Left Inner	ES158R ‡	1	
	.688" - 18 Threads, 3.410" Length, (Includes Sunoloy-Coated Metal Bearing To Combine Durability With Smooth Stud Swing) Right Inner	ES158L ‡	1	

CHRYSLER-Crown Imperial (Cont.)

REAR SUSPENSION

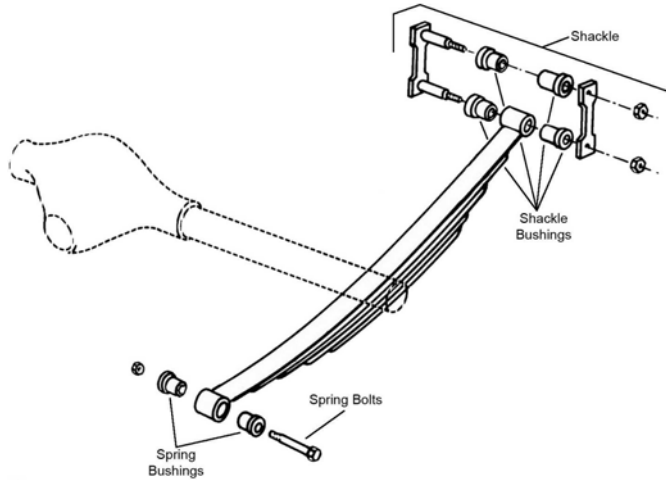


R309

Year	Model/Application	Part	P/C Qty	Figure
Leaf Spring Shackle Bushing				
1954-1953	(Split Type Bushing)	K7308	4	R309
1952-1951	From Chassis Serial Number 7815102, (Split Type Bushing) Thru Chassis Serial Number 7815101	K7308 K200955	4 8	R309 R309

CHRYSLER-Custom Imperial

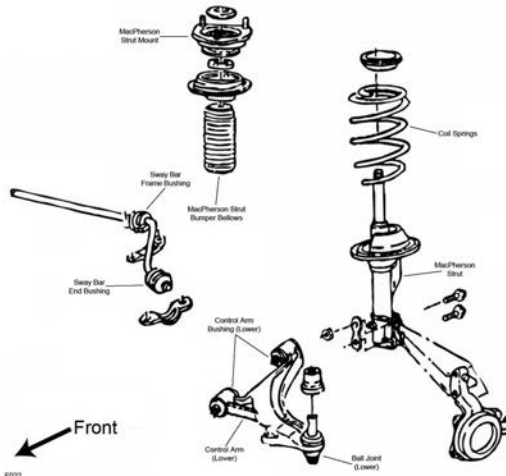
REAR SUSPENSION



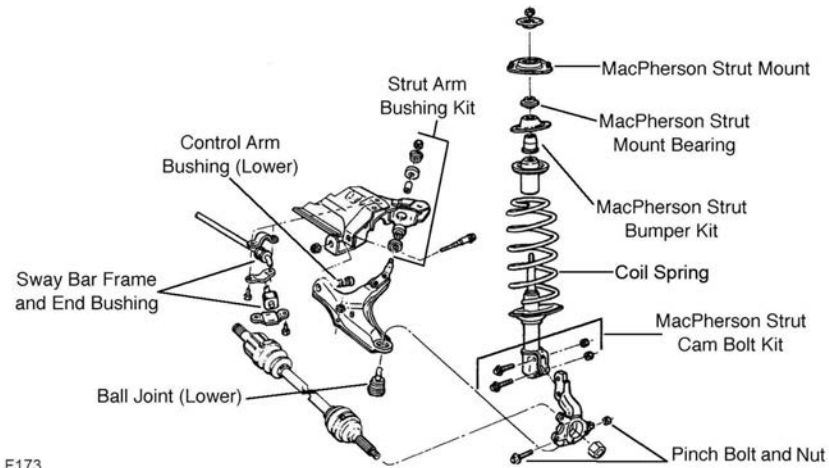
R309

Year	Model/Application	Part	P/C Qty	Figure
Leaf Spring Shackle Bushing				
1954-1953	(Split Type Bushing)	K7308	4	R309

FRONT SUSPENSION



F022



F173

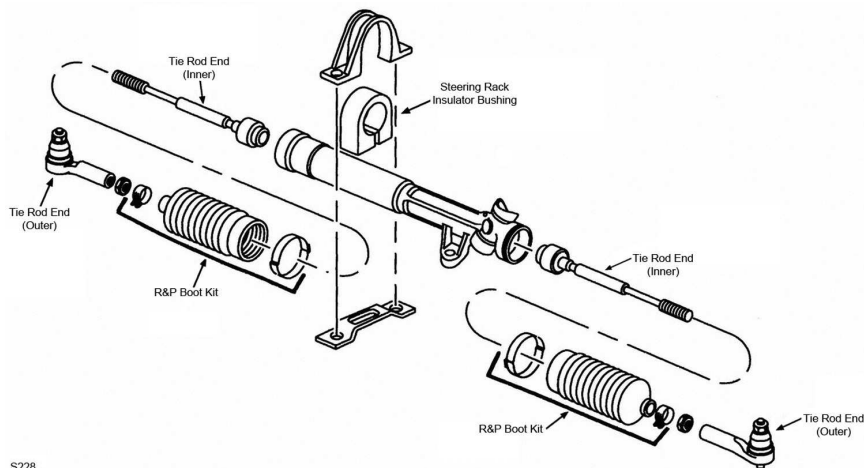
Year	Model/Application	Part	P/C Qty	Figure
Ball Joint				
1990-1989	(Full Ball Stud Provides 360 Degrees Of Smooth Rotation)	Lower	K7147 ‡	2 F022
1988-1984	(Full Ball Stud Provides 360 Degrees Of Smooth Rotation)	Lower	K7147 ‡	2 F173
Control Arm Bushing				
1988-1984		Lower	K7099	2 F173
Control Arm with Ball Joint				
1987-1986	Standard Suspension, (R-Series)	Left Lower	RK621311	1 F173
	Standard Suspension, (R-Series)	Right Lower	RK621312	1 F173
Strut Bearing Spacer				
1990-1989	(Spacer)		K7378	2 F022
1988-1987	(Spacer)		K7378	2 F173
1986	From 1/2/86, (Spacer)		K7378	2 F173
Strut Bumper Bellows				
1990-1989	(OE Material For Strut Performance And Longevity, Contains Bumper)		K90462 ‡	2 F022
1988-1984	(Contains Bumper)		K90463	2 F173
Strut Mount				
1990-1989	(Contains Bearing)		K7175	2 F022
1988-1987	(Contains Bearing)		K7175	2 F173
1986	From 1/2/86, (Contains Bearing)		K7175	2 F173
Strut Rod Bushing				
1988-1984	(Improved Design)	To Frame	K7098	1 F173
Strut Rod Bushing Kit				
1988-1987	(Improved Design)		K7145	1 F173

CHRYSLER-Daytona (Cont.)

FRONT SUSPENSION (Cont.)

Year	Model/Application	Part	P/C Qty	Figure	
Strut Spring Seat					
1990-1989	(Spring Seat Only)	Upper Lower	K7333 K7338 K7377	2 2 2	F022 F022 F022
	(Spacer Plate Only)				
1988-1987	(Spring Seat Only)	Upper Lower	K7333 K7338 K7377	2 2 2	F173 F173 F173
	(Spacer Plate Only)				
1986	From 1/2/86, (Spacer Plate Only)	Upper	K7377	2	F173
	From 1/2/86, (Spring Seat Only)	Upper	K7333	2	F173
	From 1/2/86	Lower	K7338	2	F173
Sway Bar Bushing					
1990-1989	1" Sway Bar Diameter	To Arm	K7144	1	F022
	1" Sway Bar Diameter	To Frame	K7139	1	F022
	1-1/16" Sway Bar Diameter	To Arm	K7219	1	F022
	1-1/16" Sway Bar Diameter	To Frame	K7222	1	F022
	1-1/8" Sway Bar Diameter	To Arm	K7220	1	F022
	1-1/8" Sway Bar Diameter	To Frame	K7223	1	F022
	1-3/16" Sway Bar Diameter	To Frame	K7224	1	F022
	15/16" Sway Bar Diameter	To Arm	K7143	1	F022
	15/16" Sway Bar Diameter	To Frame	K7138	1	F022
	3/4" Sway Bar Diameter	To Frame	K7221	1	F022
	7/8" Sway Bar Diameter	To Arm	K7142	1	F022
	7/8" Sway Bar Diameter	To Frame	K7137	1	F022
	1988-1984	1" Sway Bar Diameter	To Arm	K7144	1
1" Sway Bar Diameter		To Frame	K7139	1	F173
1-1/16" Sway Bar Diameter		To Arm	K7219	1	F173
1-1/16" Sway Bar Diameter		To Frame	K7222	1	F173
1-1/8" Sway Bar Diameter		To Arm	K7220	1	F173
1-1/8" Sway Bar Diameter		To Frame	K7223	1	F173
1-3/16" Sway Bar Diameter		To Frame	K7224	1	F173
15/16" Sway Bar Diameter		To Arm	K7143	1	F173
15/16" Sway Bar Diameter		To Frame	K7138	1	F173
3/4" Sway Bar Diameter		To Frame	K7221	1	F173
7/8" Sway Bar Diameter		To Arm	K7142	1	F173
7/8" Sway Bar Diameter		To Frame	K7137	1	F173
Wheel Hub & Bearing Assembly					
1990	Rear Disc		513075	2	
1989			513075	2	
Wheel Hub Repair Kit					
1990	Rear Drum, (4 Stud Hub)		518501	2	
	Rear Drum, (5 Stud Hub)		518502	2	
1988-1984	(4 Stud Hub)		518501	2	
	(5 Stud Hub)		518502	2	

STEERING



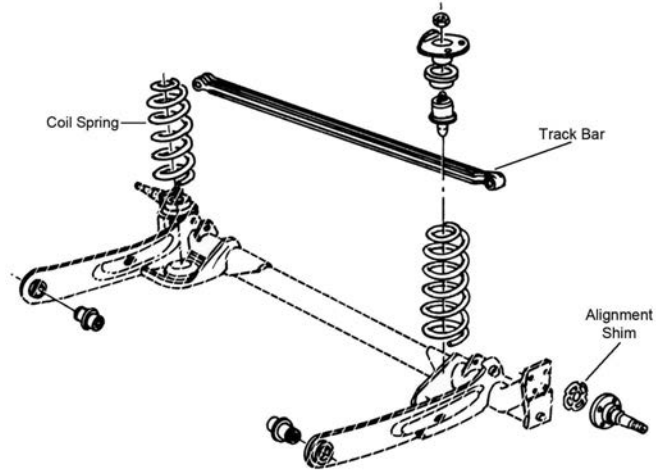
S228

S228

Year	Model/Application	Part	P/C Qty	Figure	
Rack & Pinion Boot Kit					
1990-1987	(High Temperature)		K8441	2	S228

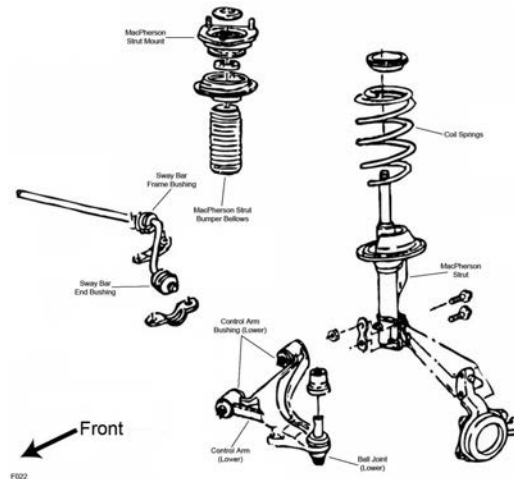
STEERING (Cont.)

Year	Model/Application	Part	P/C Qty	Figure
Steering Rack Insulator Bushing				
1990-1984	Power Steering	K7113	1	S228
Tie Rod End				
1990-1987	Rack & Pinion Power, 2 Piece Rack, TRW Design, (Full Ball Stud Provides 360 Degrees Of Smooth Rotation)	Inner	EV128 ‡	2 S228
1990-1984	(Powdered Metal Gusher Brg. For Better Lubrication)	Outer	ES3008RL ‡	2 S228
1986-1984	Rack & Pinion Power, Saginaw Design, (Full Ball Stud Provides 360 Degrees Of Smooth Rotation)	Inner	EV116 ‡	2 S228
1985-1984	Rack & Pinion Power, TRW Design, (Full Ball Stud Provides 360 Degrees Of Smooth Rotation)	Inner	EV115 ‡	2 S228

REAR SUSPENSION

R334

Year	Model/Application	Part	P/C Qty	Figure
Track Bar				
1990-1984	(Contains Bushings)	K7163	1	R334

Dynasty-CHRYSLER**FRONT SUSPENSION**

F022

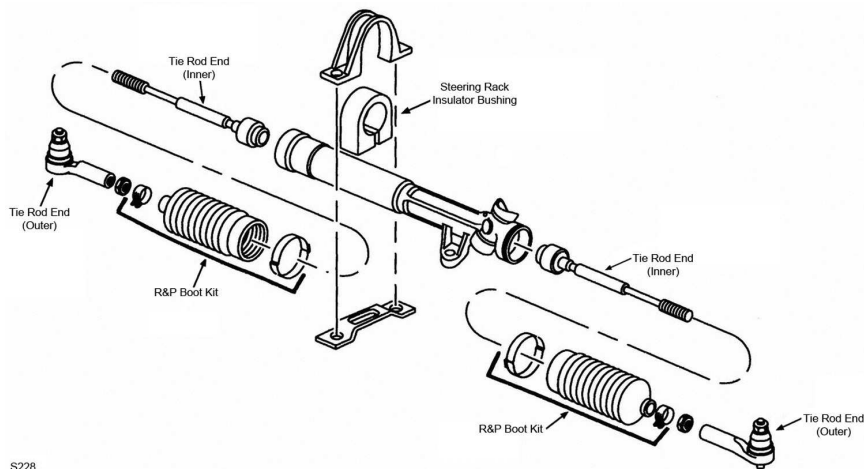
Year	Model/Application	Part	P/C Qty	Figure
Strut Bearing Spacer				
1990-1988	Vehicles Built For Canadian Market, (Spacer)	K7378	2	F022
Strut Bumper Bellows				
1990-1988	(OE Material For Strut Performance And Longevity, Contains Bumper)	K90462 ‡	2	F022

CHRYSLER-Dynasty (Cont.)

FRONT SUSPENSION (Cont.)

Year	Model/Application	Part	P/C Qty	Figure	
Strut Mount					
1990-1988	(Contains Bearing)	K7175	2	F022	
Strut Spring Seat					
1990-1988	(Spring Seat Only)	Upper Lower	K7333 K7338	2 2	F022 F022
	Vehicles Built For Canadian Market, (Spacer Plate Only)	Upper	K7377	2	F022
Sway Bar Bushing					
1990-1988	1" Sway Bar Diameter	To Arm	K7144	1	F022
	1" Sway Bar Diameter	To Frame	K7139	1	F022
	1-1/16" Sway Bar Diameter	To Arm	K7219	1	F022
	1-1/16" Sway Bar Diameter	To Frame	K7222	1	F022
	1-1/8" Sway Bar Diameter	To Arm	K7220	1	F022
	1-1/8" Sway Bar Diameter	To Frame	K7223	1	F022
	1-3/16" Sway Bar Diameter	To Frame	K7224	1	F022
	15/16" Sway Bar Diameter	To Arm	K7143	1	F022
	15/16" Sway Bar Diameter	To Frame	K7138	1	F022
	3/4" Sway Bar Diameter	To Frame	K7221	1	F022
	7/8" Sway Bar Diameter	To Arm	K7142	1	F022
	7/8" Sway Bar Diameter	To Frame	K7137	1	F022
Wheel Hub & Bearing Assembly					
1990-1989		513075	2		
Wheel Hub Repair Kit					
1988	(4 Stud Hub)	518501	2		
	(5 Stud Hub)	518502	2		

STEERING

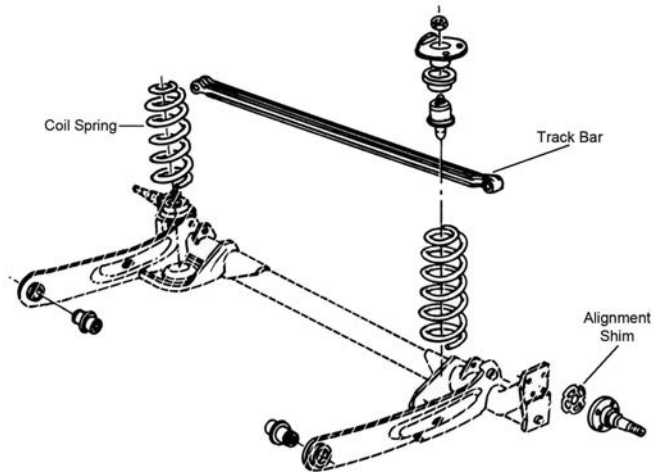


S228

S228

Year	Model/Application	Part	P/C Qty	Figure	
Rack & Pinion Boot Kit					
1990-1988	Power Steering, (High Temperature)	K8441	2	S228	
Steering Rack Insulator Bushing					
1990-1988	(Contains Left And Right Bushings)	K7112	1	S228	
Tie Rod End					
1990	(Powdered Metal Gusher Brg. For Better Lubrication)	Outer	ES3062RL ‡	2	S228
1990-1988	(Full Ball Stud Provides 360 Degrees Of Smooth Rotation)	Inner	EV128 ‡	2	S228
1989-1988	(Powdered Metal Gusher Brg. For Better Lubrication)	Outer	ES3008RL ‡	2	S228

REAR SUSPENSION

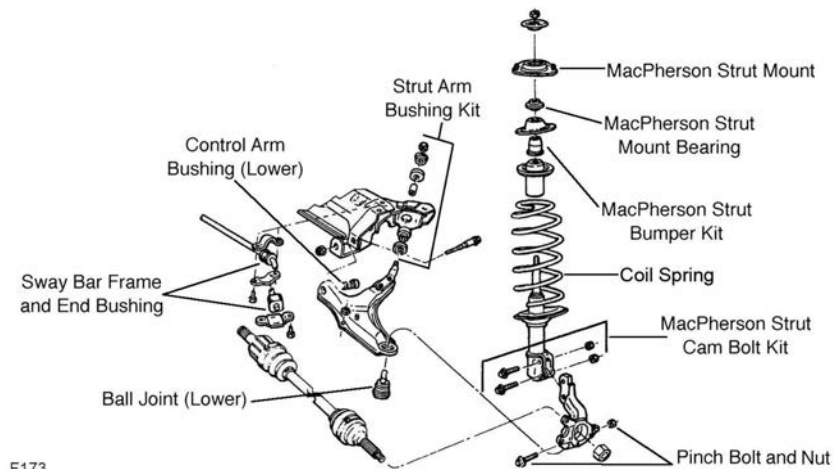


R334

Year	Model/Application	Part	P/C Qty	Figure
Track Bar				
1990-1988	(Contains Bushings)	K7163	1	R334

E-Class-CHRYSLER

FRONT SUSPENSION



F173

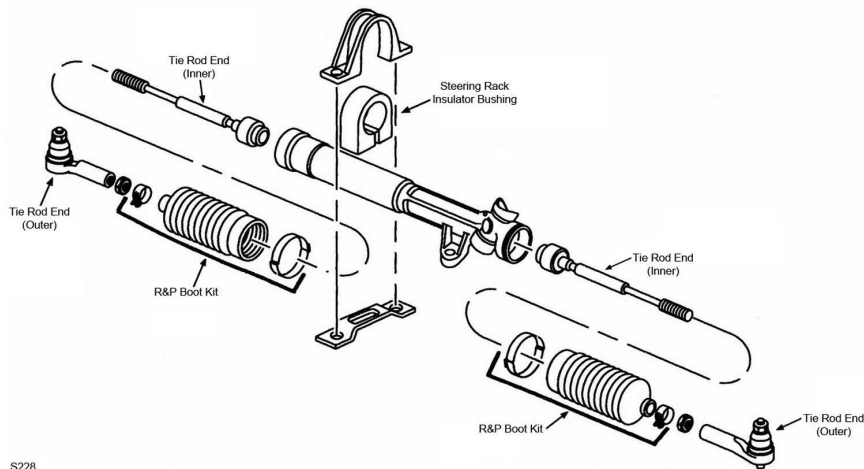
Year	Model/Application	Part	P/C Qty	Figure	
Ball Joint					
1984	(Full Ball Stud Provides 360 Degrees Of Smooth Rotation)	Lower	K7147 ‡	2	F173
1983	(Full Ball Stud Provides 360 Degrees Of Smooth Rotation)	Lower	K7115 ‡	2	F173
Control Arm Bushing					
1984-1983		Lower	K7099	2	F173
Control Arm with Ball Joint					
1984-1983	Standard Suspension, (R-Series)	Left Lower	RK621311	1	F173
	Standard Suspension, (R-Series)	Right Lower	RK621312	1	F173
Strut Bumper Bellows					
1984	(Contains Bumper)		K90463	2	F173
1983	(Replacement Type, Contains Bumper)		K90460	2	F173
Strut Mount					
1983	(Contains Bearing, Contains Spacer)		K7150	2	F173
Strut Rod Bushing					
1984-1983	(Improved Design)	To Frame	K7098	1	F173
Strut Rod Bushing Kit					
1984	(Improved Design)		K7145	1	F173

CHRYSLER-E-Class (Cont.)

FRONT SUSPENSION (Cont.)

Year	Model/Application	Part	P/C Qty	Figure	
Sway Bar Bushing					
1984	1" Sway Bar Diameter	To Frame	K7139	1	F173
	1-1/16" Sway Bar Diameter	To Arm	K7222	1	F173
	1-1/16" Sway Bar Diameter	To Frame	K7222	1	F173
	1-1/8" Sway Bar Diameter	To Frame	K7223	1	F173
	15/16" Sway Bar Diameter	To Frame	K7138	1	F173
1984-1983	1" Sway Bar Diameter	To Arm	K7143	1	F173
	1-1/8" Sway Bar Diameter	To Arm	K7220	1	F173
	15/16" Sway Bar Diameter	To Arm	K7142	1	F173
1983	1" Sway Bar Diameter, (Contains Thermoplastic Bushings And Universal Mounting Bracket)	To Frame	K8793 ‡	1	F173
	1-1/8" Sway Bar Diameter, (Bushing Kit)	To Frame	K7108	1	F173
	7/8" Sway Bar Diameter, (Contains Bushings Only)	To Frame	K7135	1	F173
	7/8" Sway Bar Diameter, (Contains Bushings Sleeve, Washers And Nut)	To Frame	K7092	1	F173
	7/8" Sway Bar Diameter, (Contains Thermoplastic Bushings And Universal Mounting Bracket)	To Frame	K8791 ‡	1	F173
Wheel Hub Repair Kit					
1984-1983	(4 Stud Hub)		518501	2	
	(5 Stud Hub)		518502	2	

STEERING

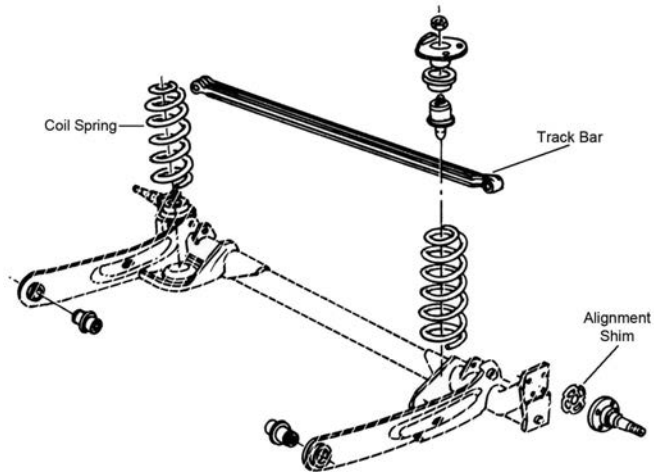


S228

S228

Year	Model/Application	Part	P/C Qty	Figure	
Rack & Pinion Boot Kit					
1984-1983	Saginaw Rack Marked 7841002	Left	K6298	1	S228
	TRW Rack Marked 25-1, (High Temperature)		K8441	2	S228
	TRW Rack Marked 25-6, (High Temperature)		K8441	2	S228
Steering Rack Insulator Bushing					
1984-1983	Power Steering		K7113	1	S228
Tie Rod End					
1984-1983	(Powdered Metal Gusher Brg. For Better Lubrication)	Outer	ES3008RL ‡	2	S228
	Rack & Pinion Power, Saginaw Design, (Full Ball Stud Provides 360 Degrees Of Smooth Rotation)	Inner	EV116 ‡	2	S228
	Rack & Pinion Power, TRW Design, (Full Ball Stud Provides 360 Degrees Of Smooth Rotation)	Inner	EV115 ‡	2	S228

REAR SUSPENSION

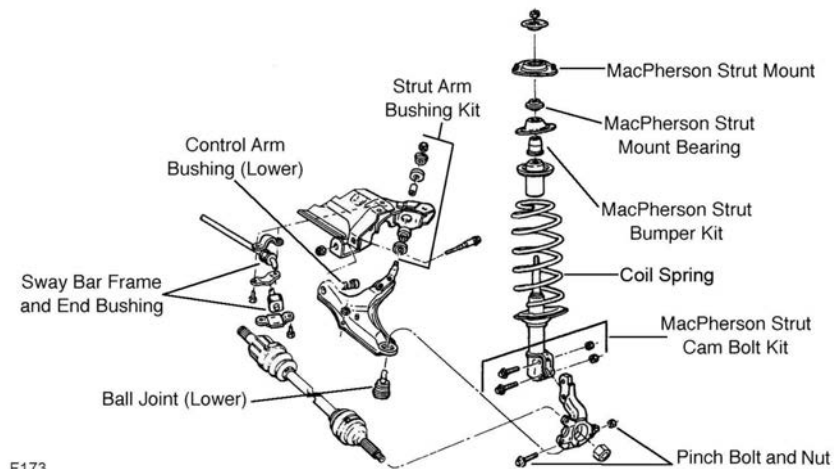


R334

Year	Model/Application	Part	P/C Qty	Figure
Track Bar				
1984-1983	(Contains Bushings)	K7163	1	R334

Executive-CHRYSLER

FRONT SUSPENSION



F173

F173

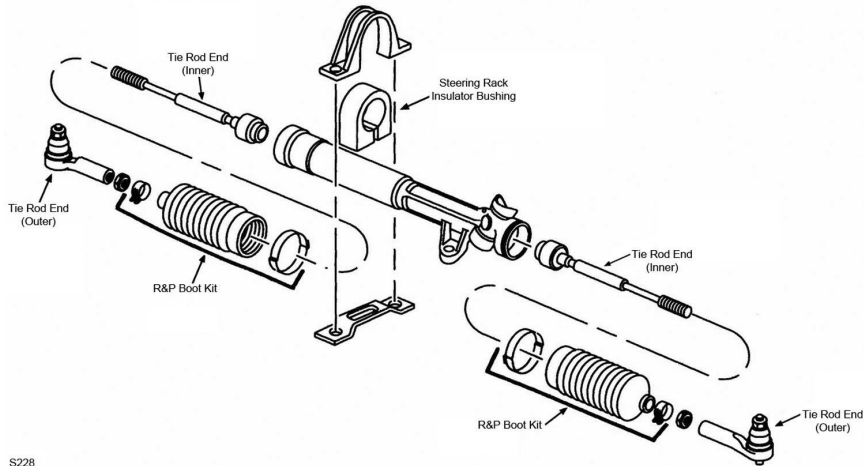
Year	Model/Application	Part	P/C Qty	Figure
Executive Limousine				
Ball Joint				
1985	(Full Ball Stud Provides 360 Degrees Of Smooth Rotation)	Lower K7147 ‡	2	F173
1983	(Full Ball Stud Provides 360 Degrees Of Smooth Rotation)	Lower K7115 ‡	2	F173
Control Arm Bushing				
1985-1983		Lower K7099	2	F173
Strut Bearing Spacer				
1986	From 1/2/86, (Spacer)	K7378	2	F173
Strut Bumper Bellows				
1985	(Contains Bumper)	K90463	2	F173
Strut Mount				
1986	From 1/2/86, (Contains Bearing)	K7175	2	F173
Strut Rod Bushing				
1985-1984	(Improved Design)	To Frame K7098	1	
Strut Rod Bushing Kit				
1985	(Improved Design)	K7145	1	

CHRYSLER-Executive (Cont.)

FRONT SUSPENSION (Cont.)

Year	Model/Application		Part	P/C Qty	Figure
Executive Limousine					
Strut Spring Seat					
1986	From 1/2/86, (Spring Seat Only)	Upper	K7333	2	F173
	From 1/2/86	Lower	K7338	2	F173
	From 1/2/86, (Spacer Plate Only)		K7377	2	F173
Sway Bar Bushing					
1986-1984	1" Sway Bar Diameter	To Frame	K7139	1	F173
	1-1/16" Sway Bar Diameter	To Arm	K7219	1	F173
	1-1/16" Sway Bar Diameter	To Frame	K7222	1	F173
	1-1/8" Sway Bar Diameter	To Frame	K7223	1	F173
	15/16" Sway Bar Diameter	To Frame	K7138	1	F173
1986-1983	1-1/8" Sway Bar Diameter	To Arm	K7220	1	F173
	15/16" Sway Bar Diameter	To Arm	K7142	1	F173
1985-1983	1" Sway Bar Diameter	To Arm	K7143	1	F173
Wheel Hub Repair Kit					
1985	(4 Stud Hub)		518501	2	
	(5 Stud Hub)		518502	2	
Executive Sedan					
Ball Joint					
1984	(Full Ball Stud Provides 360 Degrees Of Smooth Rotation)	Lower	K7147 ‡	2	F173
1983	(Full Ball Stud Provides 360 Degrees Of Smooth Rotation)	Lower	K7115 ‡	2	F173
Control Arm Bushing					
1984-1983		Lower	K7099	2	F173
Control Arm with Ball Joint					
1984-1983	Standard Suspension, (R-Series)	Left Lower	RK621311	1	F173
	Standard Suspension, (R-Series)	Right Lower	RK621312	1	F173
Strut Bumper Bellows					
1983	(Replacement Type, Contains Bumper)		K90460	2	F173
Strut Mount					
1983	(Contains Bearing, Contains Spacer)		K7150	2	F173
Strut Rod Bushing					
1984-1983	(Improved Design)	To Frame	K7098	1	
Strut Rod Bushing Kit					
1984	(Improved Design)		K7145	1	
Sway Bar Bushing					
1984	1" Sway Bar Diameter	To Frame	K7139	1	F173
	1-1/16" Sway Bar Diameter	To Arm	K7219	1	F173
	1-1/16" Sway Bar Diameter	To Frame	K7222	1	F173
	1-1/8" Sway Bar Diameter	To Arm	K7220	1	F173
	1-1/8" Sway Bar Diameter	To Frame	K7223	1	F173
	15/16" Sway Bar Diameter	To Frame	K7138	1	F173
1984-1983	15/16" Sway Bar Diameter	To Arm	K7143	1	F173
	7/8" Sway Bar Diameter	To Arm	K7142	1	F173
1983	1" Sway Bar Diameter, (Contains Thermoplastic Bushings And Universal Mounting Bracket)	To Frame	K8793 ‡	1	F173
	7/8" Sway Bar Diameter	To Frame	K7135	1	F173
Wheel Hub Repair Kit					
1984	(4 Stud Hub)		518501	2	
	(5 Stud Hub)		518502	2	
1983			518500	2	

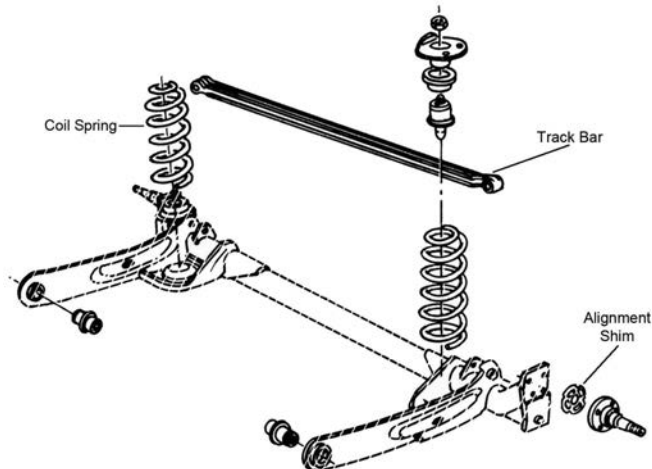
STEERING



S228

Year	Model/Application	Part	P/C Qty	Figure
Executive Limousine				
Rack & Pinion Boot Kit				
1985	Saginaw Rack Marked 7841002 TRW Rack Marked 25-1, (High Temperature) TRW Rack Marked 25-6, (High Temperature)	Left K6298 K8441 K8441	1 2 2	S228 S228 S228
Steering Rack Insulator Bushing				
1985-1983		K7113	1	S228
Tie Rod End				
1985-1983	(Powdered Metal Gusher Brg. For Better Lubrication) Rack & Pinion Power, 1 Piece Rack, Saginaw Design, (Full Ball Stud Provides 360 Degrees Of Smooth Rotation) Rack & Pinion Power, 2 Piece Rack, TRW Design, (Full Ball Stud Provides 360 Degrees Of Smooth Rotation)	Outer Inner Inner	ES3008RL ‡ EV116 ‡ EV115 ‡	2 2 2
Executive Sedan				
Rack & Pinion Boot Kit				
1984-1983	Saginaw Rack Marked 7841002 TRW Rack Marked 25-1, (High Temperature) TRW Rack Marked 25-6, (High Temperature)	Left K6298 K8441 K8441	1 2 2	S228 S228 S228
Steering Rack Insulator Bushing				
1984-1983		K7113	1	S228
Tie Rod End				
1984-1983	(Powdered Metal Gusher Brg. For Better Lubrication) Rack & Pinion Power, Saginaw Design, (Full Ball Stud Provides 360 Degrees Of Smooth Rotation) Rack & Pinion Power, TRW Design, (Full Ball Stud Provides 360 Degrees Of Smooth Rotation)	Outer Inner Inner	ES3008RL ‡ EV116 ‡ EV115 ‡	2 2 2

REAR SUSPENSION



R334

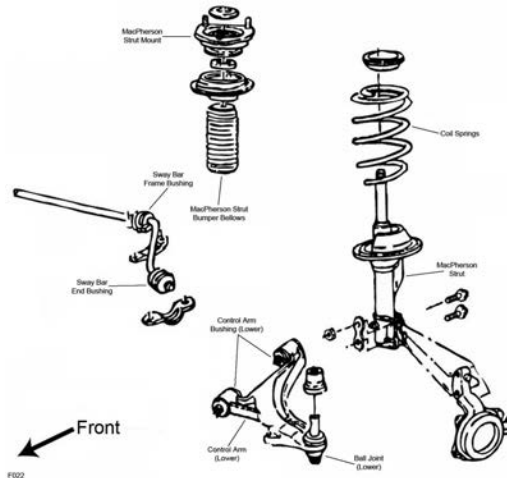
CHRYSLER-Executive (Cont.)

REAR SUSPENSION (Cont.)

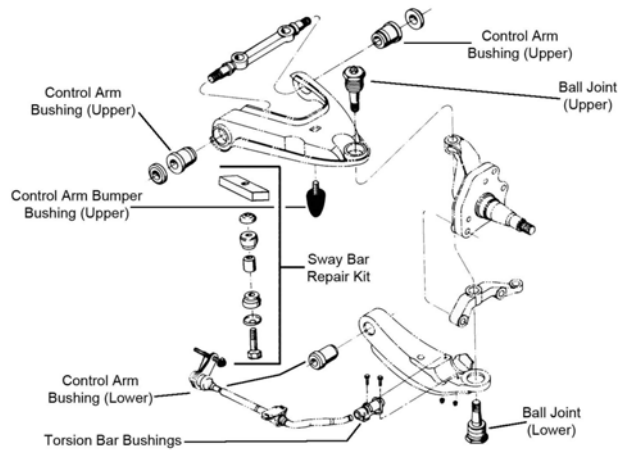
Year	Model/Application	Part	P/C Qty	Figure
Executive Limousine				
Track Bar				
1985-1983	(Contains Bushings)	K7163	1	R334
Executive Sedan				
Track Bar				
1984-1983	(Contains Bushings)	K7163	1	R334

CHRYSLER-Imperial

FRONT SUSPENSION



F022



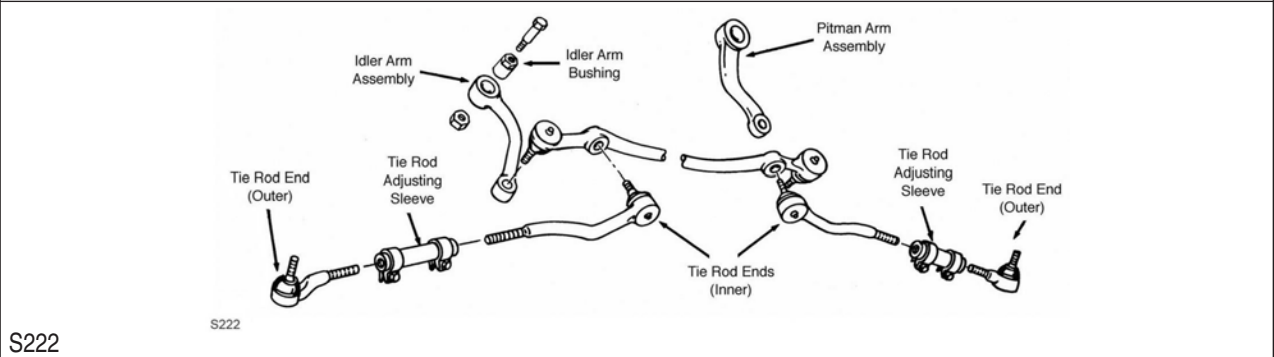
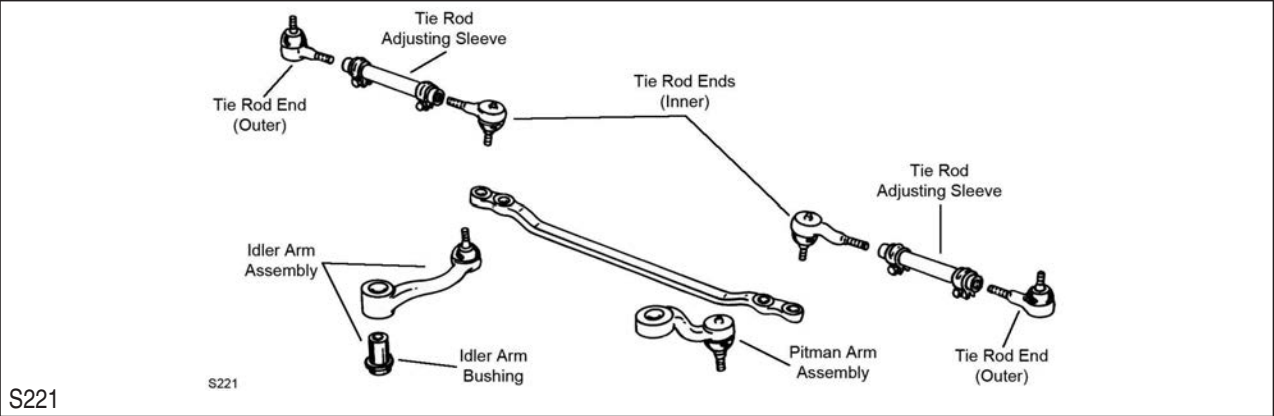
F126

Year	Model/Application	Part	P/C Qty	Figure	
Ball Joint					
1983-1981	(Powdered Metal Gusher Brg. For Better Lubrication) (Press In Type, Powdered Metal Gusher Brg. For Better Lubrication)	Upper Lower	K772 ‡ K7069 ‡	2 2	F126 F126
Control Arm Bumper Bushing					
1983-1981		Upper	K7293	2	F126
Control Arm Bushing					
1990	(2 Piece Bushing, Contains Front And Rear Bushings)	Lower	K7294 ‡	2	F022
1983-1981		Lower	K7097	2	F126
Control Arm Bushing Set					
1983	(Contains Front And Rear Bushings)	Upper	K7190 ‡	1	F126
1983-1981	(Contains Front And Rear Bushings, Standard Design)	Upper	K7084	2	F126
1981	(Contains Front And Rear Bushings)	Upper	K7190 ‡	1	F126

FRONT SUSPENSION (Cont.)

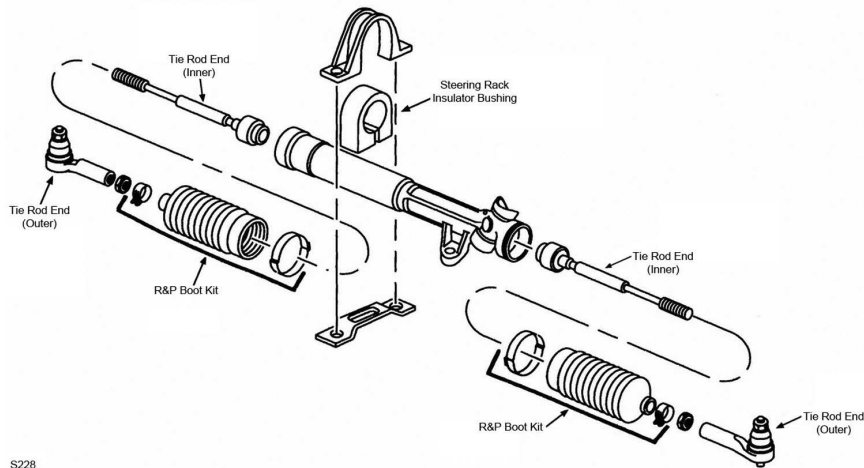
Year	Model/Application	Part	P/C Qty	Figure
Strut Bearing Spacer				
1990	(Spacer)	K7378	2	F022
Strut Bumper Bellows				
1990	Except Air Suspension, (OE Material For Strut Performance And Longevity, Contains Bumper)	K90462 ‡	2	F022
Strut Mount				
1990	Except Air Suspension, (Contains Bearing)	K7175	2	F022
Strut Spring Seat				
1990	Except Air Suspension	Upper K7333	2	F022
	Except Air Suspension	Lower K7338	2	F022
	Except Air Suspension, (Spacer Plate Only)	K7377	2	F022
Sway Bar Bushing				
1990	1" Sway Bar Diameter	To Arm K7144	1	F022
	1" Sway Bar Diameter	To Frame K7139	1	F022
	1-1/16" Sway Bar Diameter	To Arm K7219	1	F022
	1-1/16" Sway Bar Diameter	To Frame K7222	1	F022
	1-1/8" Sway Bar Diameter	To Arm K7220	1	F022
	1-1/8" Sway Bar Diameter	To Frame K7223	1	F022
	1-3/16" Sway Bar Diameter	To Frame K7224	1	F022
	15/16" Sway Bar Diameter	To Arm K7143	1	F022
	15/16" Sway Bar Diameter	To Frame K7138	1	F022
	3/4" Sway Bar Diameter	To Frame K7221	1	F022
	7/8" Sway Bar Diameter	To Arm K7142	1	F022
	7/8" Sway Bar Diameter	To Frame K7137	1	F022
1983-1981	1-1/8" Sway Bar Diameter	To Frame K7108	1	F126
	Except 1-1/8" Sway Bar Diameter	To Frame K7092	1	F126
Sway Bar Repair Kit				
1983-1981	(Contains Sleeve)	K7087	2	F126
	(Repair Sleeve Not Included)	K7304	2	F126
Wheel Hub & Bearing Assembly				
1990		513075	2	

STEERING



CHRYSLER-Imperial (Cont.)

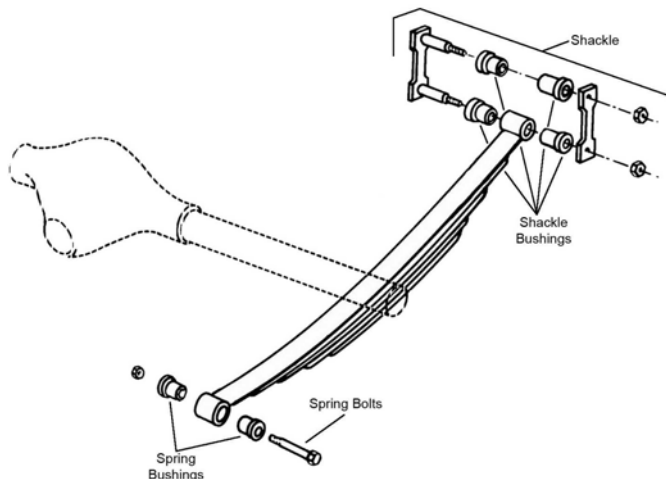
STEERING (Cont.)



S228

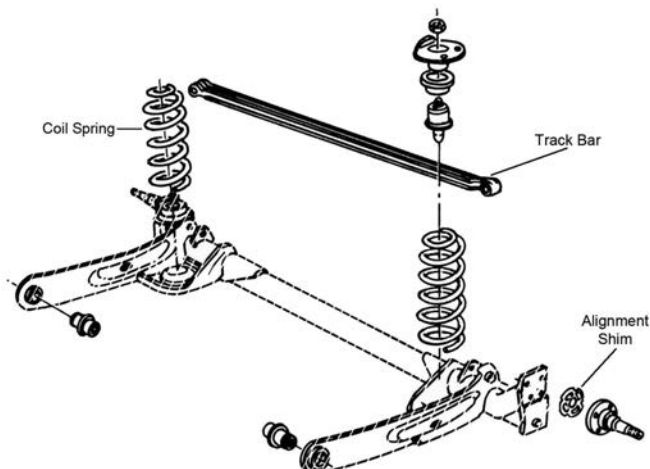
Year	Model/Application	Part	P/C Qty	Figure	
Idler Arm					
1983-1981	Except Police Or Taxi, (Powdered Metal Gusher Brg. For Better Lubrication)	K7086 ‡	1	S221	
Pitman Arm					
1983-1981	(Greaseable Socket Reduces Corrosion/Wear)	K7101 ‡	1	S222	
Rack & Pinion Boot Kit					
1990	(High Temperature)	K8441	2	S228	
Steering Rack Insulator Bushing					
1990	(Contains Left And Right Bushings)	K7112	1	S228	
Tie Rod Adjusting Sleeve					
1983-1981	11/16" Inside Diameter	ES440S	2	S222	
	9/16" Inside Diameter	ES2016S	2	S222	
Tie Rod End					
1990	(Powdered Metal Gusher Brg. For Better Lubrication) (Full Ball Stud Provides 360 Degrees Of Smooth Rotation)	Outer Inner	ES3062RL ‡ EV128 ‡	2 2	S228 S228
1983-1981	11/16" Diameter Rod, (Powdered Metal Gusher Brg. For Better Lubrication)	Outer	ES352R ‡	2	S222
	11/16" Diameter Rod, (Powdered Metal Gusher Brg. For Better Lubrication)	Inner	ES355RL ‡	2	S222
	9/16" Diameter Rod, (Powdered Metal Gusher Brg. For Better Lubrication)	Outer	ES401R ‡	2	S222
	9/16" Diameter Rod, (Powdered Metal Gusher Brg. For Better Lubrication)	Inner	ES401L ‡	2	S222
1942-1941	.688" - 18 Threads, 3.410" Length, (Includes Sunoloy-Coated Metal Bearing To Combine Durability With Smooth Stud Swing)	Right Outer	ES158R ‡	1	
	.688" - 18 Threads, 3.410" Length, (Includes Sunoloy-Coated Metal Bearing To Combine Durability With Smooth Stud Swing)	Left Inner	ES158R ‡	1	
	.688" - 18 Threads, 3.410" Length, (Includes Sunoloy-Coated Metal Bearing To Combine Durability With Smooth Stud Swing)	Right Inner	ES158L ‡	1	

REAR SUSPENSION



R309

REAR SUSPENSION (Cont.)

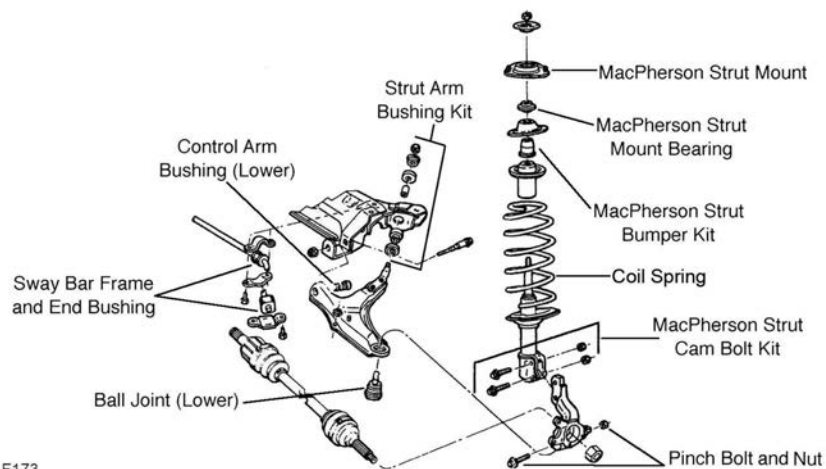


R334

Year	Model/Application	Part	P/C Qty	Figure
Leaf Spring Bushing				
1983-1981	Fixed End	SB364	2	R309
Leaf Spring Shackle Bushing				
1983-1981	(Split Type Bushing)	K7308	4	R309
1952-1951	C54 Models	Upper K200917	4	R309
Track Bar				
1990	(Contains Bushings)	K7163	1	R334

Laser-CHRYSLER

FRONT SUSPENSION



F173

F173

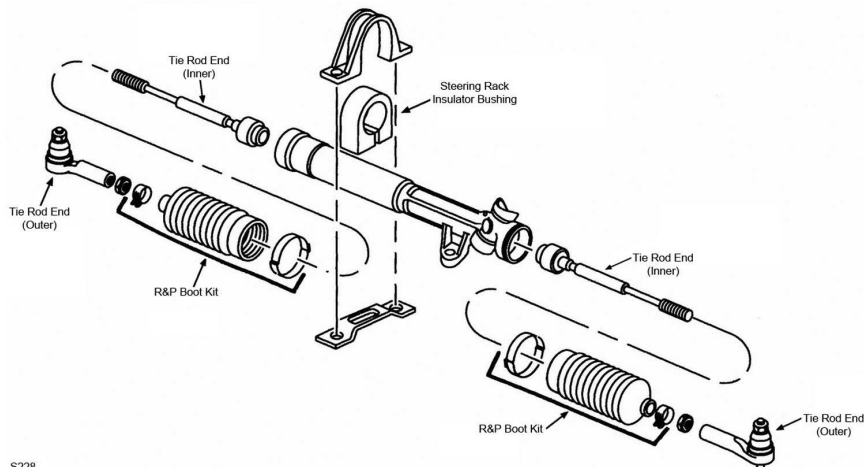
Year	Model/Application	Part	P/C Qty	Figure
Ball Joint				
1986-1984	(Full Ball Stud Provides 360 Degrees Of Smooth Rotation)	Lower K7147 ‡	2	F173
Control Arm Bushing				
1986-1984		Lower K7099	2	F173
Control Arm with Ball Joint				
1986-1984	Standard Suspension, (R-Series)	Left Lower RK621311	1	F173
	Standard Suspension, (R-Series)	Right Lower RK621312	1	F173
Strut Bearing Spacer				
1986	From 1/2/86, (Spacer)	K7378	2	F173
Strut Bumper Bellows				
1986	Thru 11/86, (Contains Bumper)	K90463	2	F173
1985-1984	(Contains Bumper)	K90463	2	F173

CHRYSLER-Laser (Cont.)

FRONT SUSPENSION (Cont.)

Year	Model/Application	Part	P/C Qty	Figure
Strut Mount				
1986	From 1/2/86, (Contains Bearing)	K7175	2	F173
Strut Rod Bushing				
1986-1984	(Improved Design) To Frame	K7098	1	F173
Strut Rod Bushing Kit				
1986-1984	(Improved Design)	K7145	1	F173
Strut Spring Seat				
1986	From 1/2/86, (Spring Seat Only)	Upper Lower	2 2	F173 F173
	From 1/2/86, (Spacer Plate Only)	K7377	2	F173
Sway Bar Bushing				
1986	1-3/16" Sway Bar Diameter To Frame	K80095	1	F173
1986-1984	1" Sway Bar Diameter To Frame	K7139	1	F173
	1-1/16" Sway Bar Diameter To Arm	K7222	1	F173
	1-1/16" Sway Bar Diameter To Frame	K7219	1	F173
	1-1/4" Sway Bar Diameter, (Includes Universal Mounting Bracket) To Frame	K7326 ‡	1	F173
	1-1/8" Sway Bar Diameter To Arm	K7220	1	F173
	1-1/8" Sway Bar Diameter To Frame	K7223	1	F173
	15/16" Sway Bar Diameter To Arm	K7142	1	F173
	1-7/32" Sway Bar Diameter, (Split Design For Easier Installation) To Frame	K80096 ‡	1	F173
	31/32" Sway Bar Diameter To Arm	K7143	1	F173
Wheel Hub Repair Kit				
1986-1984	(4 Stud Hub)	518501	2	
	(5 Stud Hub)	518502	2	

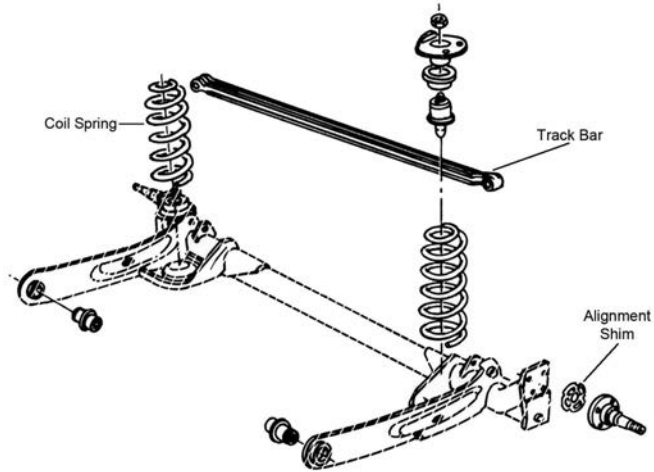
STEERING



S228

Year	Model/Application	Part	P/C Qty	Figure
Rack & Pinion Boot Kit				
1986-1984		Left	K6298	1
Steering Rack Insulator Bushing				
1986-1984	Power Steering	K7113	1	S228
Tie Rod End				
1986	Rack & Pinion Power, TRW Design, (Full Ball Stud Provides 360 Degrees Of Smooth Rotation)	Inner	EV128 ‡	2
1986-1984	(Powdered Metal Gusher Brg. For Better Lubrication)	Outer	ES3008RL ‡	2
	Rack & Pinion Power, Saginaw Design, (Full Ball Stud Provides 360 Degrees Of Smooth Rotation)	Inner	EV116 ‡	2
1985-1984	Rack & Pinion Power, TRW Design, (Full Ball Stud Provides 360 Degrees Of Smooth Rotation)	Inner	EV115 ‡	2

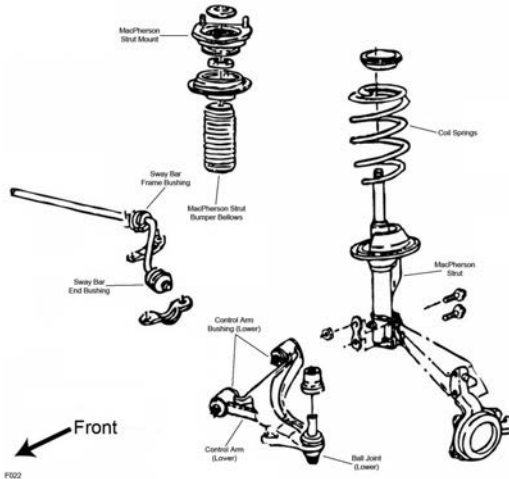
REAR SUSPENSION



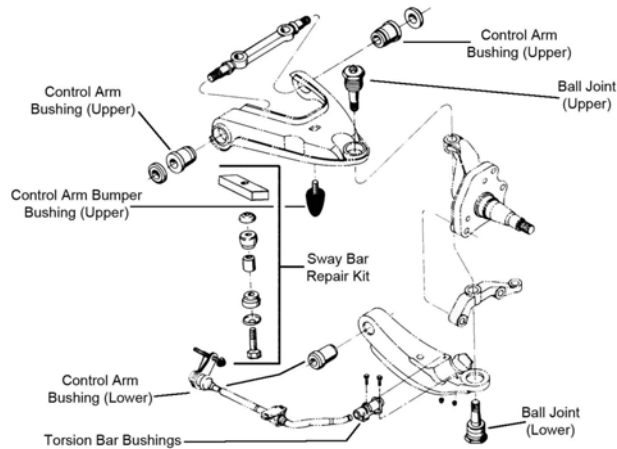
R334

Year	Model/Application	Part	P/C Qty	Figure
Track Bar				
1986-1984	(Contains Bushings)	K7163	1	R334

FRONT SUSPENSION



F022

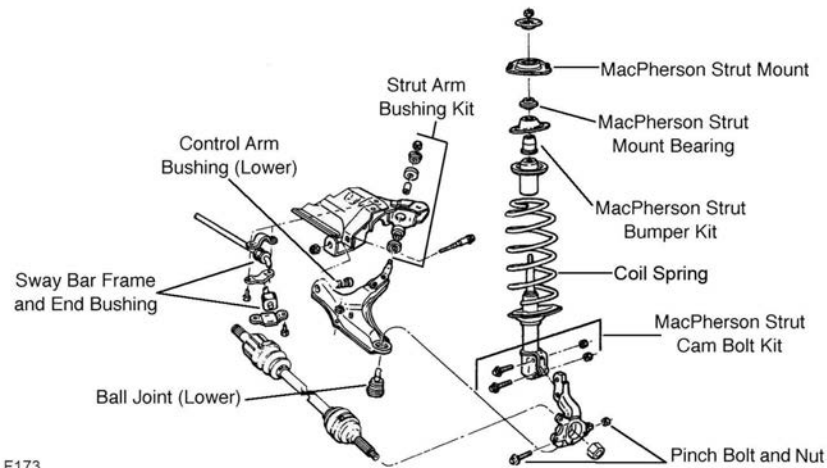


F126

F126

CHRYSLER-Lebaron (Cont.)

FRONT SUSPENSION (Cont.)



F173

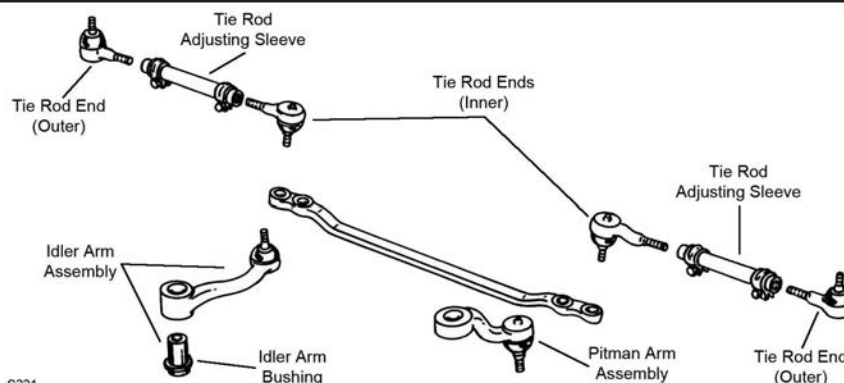
F173

Year	Model/Application	Part	P/C Qty	Figure	
Ball Joint					
1990-1989	(Full Ball Stud Provides 360 Degrees Of Smooth Rotation)	Lower	K7147 ‡	2	F022
1988-1984	(Full Ball Stud Provides 360 Degrees Of Smooth Rotation)	Lower	K7147 ‡	2	F173
1983-1982	(Full Ball Stud Provides 360 Degrees Of Smooth Rotation)	Lower	K7115 ‡	2	F173
1981-1977	(Powdered Metal Gusher Brg. For Better Lubrication)	Upper	K772 ‡	2	F126
	(Press In Type, Powdered Metal Gusher Brg. For Better Lubrication)	Lower	K7069 ‡	2	F126
Control Arm Bumper Bushing					
1981-1977		Upper	K7293	2	F126
Control Arm Bushing					
1988-1982		Lower	K7099	2	F173
1981-1977		Lower	K7097	2	F126
Control Arm Bushing Set					
1981-1977	(Contains Front And Rear Bushings)	Upper	K7190 ‡	1	F126
	(Contains Front And Rear Bushings, Standard Design)	Upper	K7084	2	F126
Control Arm with Ball Joint					
1988-1987	2 Dr. Coupe, 2 Dr. Coupe Convertible, Standard Suspension, (R-Series)	Left Lower	RK621311	1	F173
	2 Dr. Coupe, 2 Dr. Coupe Convertible, Standard Suspension, (R-Series)	Right Lower	RK621312	1	F173
1986-1984	Standard Suspension, (R-Series)	Left Lower	RK621311	1	F173
	Standard Suspension, (R-Series)	Right Lower	RK621312	1	F173
Strut and Spring Assembly					
1990-1989	4 Dr. Sedan, Except Electronic Suspension, (Coated For Corrosion Resistance, Strut, Spring & Top Mount)	Left	ST8504L ‡	1	F022
	4 Dr. Sedan, Except Electronic Suspension, (Coated For Corrosion Resistance, Strut, Spring & Top Mount)	Right	ST8504R ‡	1	F022
Strut Bearing Spacer					
1990-1989	(Spacer)		K7378	2	F022
1988-1987	(Spacer)		K7378	2	F173
1986	From 1/2/86, (Spacer)		K7378	2	F173
Strut Bumper Bellows					
1990-1989	(OE Material For Strut Performance And Longevity, Contains Bumper)		K90462 ‡	2	F022
1988-1984	(Contains Bumper)		K90463	2	F173
1983-1982	(Replacement Type, Contains Bumper)		K90460	2	F173
Strut Mount					
1990-1989	(Contains Bearing)		K7175	2	F022
1988-1987	(Contains Bearing)		K7175	2	F173
1986	From 1/2/86, (Contains Bearing)		K7175	2	F173
1983	(Contains Bearing, Contains Spacer)		K7150	2	F173
1982	(Contains Bearing, Contains Spacer)		K7179	2	F173
Strut Rod Bushing					
1988-1982	(Improved Design)	To Frame	K7098	1	F173
Strut Rod Bushing Kit					
1988-1984	(Improved Design)		K7145	1	F173

FRONT SUSPENSION (Cont.)

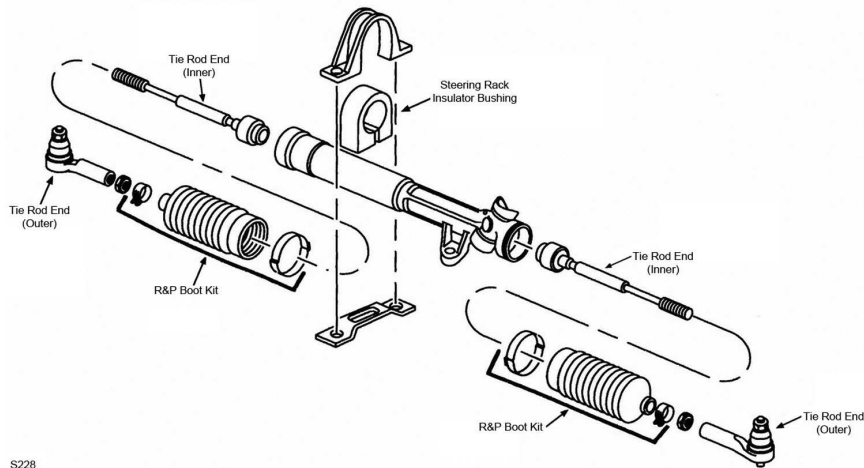
Year	Model/Application	Part	P/C Qty	Figure	
Strut Spring Seat					
1990-1989	(Spring Seat Only)	Upper Lower	K7333 K7338	2 2	F022 F022
	(Spacer Plate Only)		K7377	2	F022
1988-1987	(Spring Seat Only)	Upper Lower	K7333 K7338	2 2	F173 F173
	(Spacer Plate Only)		K7377	2	F173
1986	From 1/2/86, (Spring Seat Only)	Upper	K7333	2	F173
	From 1/2/86	Lower	K7338	2	F173
	From 1/2/86, (Spacer Plate Only)		K7377	2	F173
Sway Bar Bushing					
1990-1989	1" Sway Bar Diameter	To Arm	K7144	1	F022
	1" Sway Bar Diameter	To Frame	K7139	1	F022
	1-1/16" Sway Bar Diameter	To Arm	K7219	1	F022
	1-1/16" Sway Bar Diameter	To Frame	K7222	1	F022
	1-1/8" Sway Bar Diameter	To Arm	K7220	1	F022
	1-1/8" Sway Bar Diameter	To Frame	K7223	1	F022
	1-3/16" Sway Bar Diameter	To Frame	K7224	1	F022
	15/16" Sway Bar Diameter	To Arm	K7143	1	F022
	15/16" Sway Bar Diameter	To Frame	K7138	1	F022
	3/4" Sway Bar Diameter	To Frame	K7221	1	F022
	7/8" Sway Bar Diameter	To Arm	K7142	1	F022
	7/8" Sway Bar Diameter	To Frame	K7137	1	F022
	1988-1984	1" Sway Bar Diameter	To Arm	K7144	1
1" Sway Bar Diameter		To Frame	K7139	1	F173
1-1/16" Sway Bar Diameter		To Arm	K7219	1	F173
1-1/16" Sway Bar Diameter		To Frame	K7222	1	F173
1-1/8" Sway Bar Diameter		To Arm	K7220	1	F173
1-1/8" Sway Bar Diameter		To Frame	K7223	1	F173
1-3/16" Sway Bar Diameter		To Frame	K7224	1	F173
15/16" Sway Bar Diameter		To Frame	K7138	1	F173
3/4" Sway Bar Diameter		To Frame	K7221	1	F173
7/8" Sway Bar Diameter		To Frame	K7137	1	F173
1988-1982	15/16" Sway Bar Diameter	To Arm	K7143	1	F173
	7/8" Sway Bar Diameter	To Arm	K7142	1	F173
1983-1982	1" Sway Bar Diameter, (Contains Thermoplastic Bushings And Universal Mounting Bracket)	To Frame	K8793 ‡	1	F173
	7/8" Sway Bar Diameter	To Frame	K7135	1	F173
1981-1977	1-1/8" Sway Bar Diameter	To Frame	K7108	1	F126
	Except 1-1/8" Sway Bar Diameter	To Frame	K7092	1	F126
Sway Bar Repair Kit					
1981-1977	(Contains Sleeve)		K7087	2	F126
	(Repair Sleeve Not Included)		K7304	2	F126
Wheel Hub & Bearing Assembly					
1990-1989	Turbocharged		513075	2	
Wheel Hub Repair Kit					
1990-1989	Naturally Aspirated, (4 Stud Hub)		518501	2	
	Naturally Aspirated, (5 Stud Hub)		518502	2	
1988-1984	(4 Stud Hub)		518501	2	
	(5 Stud Hub)		518502	2	
1983-1982			518500	2	

STEERING



CHRYSLER-Lebaron (Cont.)

STEERING (Cont.)

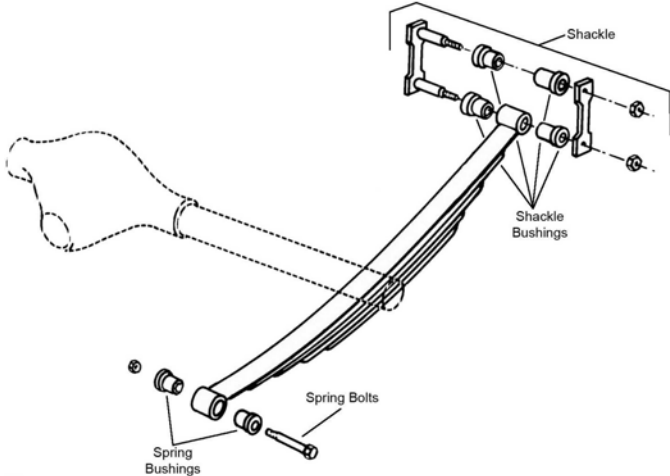


S228

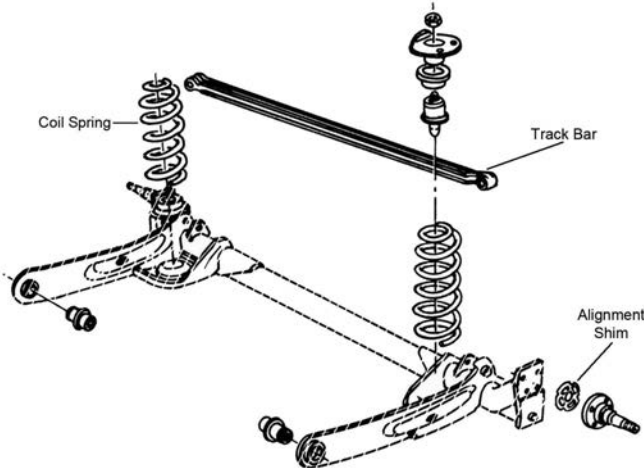
S228

Year	Model/Application	Part	P/C Qty	Figure
Idler Arm				
1981-1977	Except Police Or Taxi, (Powdered Metal Gusher Brg. For Better Lubrication)	K7086 ‡	1	S221
Pitman Arm				
1981-1977	(Greaseable Socket Reduces Corrosion/Wear)	K7101 ‡	1	S221
Rack & Pinion Boot Kit				
1990-1987	TRW Rack Marked 25-1, (High Temperature) TRW Rack Marked 25-6, (High Temperature)	K8441 K8441	2 2	S228 S228
1986-1982	Saginaw Rack Marked 7841002, Power Steering TRW Rack Marked 25-1, Power Steering, (High Temperature) TRW Rack Marked 25-6, Power Steering, (High Temperature)	Left K6298 K8441 K8441	1 2 2	S228 S228 S228
Steering Rack Insulator Bushing				
1990	4 Dr. Sedan	Right K7113	1	S228
1990-1989	2 Dr. Coupe, 2 Dr. Coupe Convertible, (Contains Left And Right Bushings)	K7112	1	S228
1989	5 Dr. Hatchback	K7113	1	S228
1988-1982		K7113	1	S228
Tie Rod Adjusting Sleeve				
1981-1980	11/16" Inside Diameter	ES440S	2	S221
1981-1977	9/16" Inside Diameter	ES2016S	2	S221
1979-1977	(Optional 11/16" Diameter Tie Rod Ends Must Be Used)	ES440S	2	S221
Tie Rod End				
1990-1986	Rack & Pinion Power, TRW Design, (Full Ball Stud Provides 360 Degrees Of Smooth Rotation)	Inner EV128 ‡	2	S228
1990-1982	(Powdered Metal Gusher Brg. For Better Lubrication) Rack & Pinion Power, Saginaw Design, (Full Ball Stud Provides 360 Degrees Of Smooth Rotation)	Outer ES3008RL ‡ Inner EV116 ‡	2 2	S228 S228
1988-1986	Rack & Pinion Manual, (Full Ball Stud Provides 360 Degrees Of Smooth Rotation)	Inner EV126 ‡	2	S228
1985-1982	Rack & Pinion Manual, Internally Threaded Racks Or Gears Marked 231, (Full Ball Stud Provides 360 Degrees Of Smooth Rotation) Rack & Pinion Power, TRW Design, (Full Ball Stud Provides 360 Degrees Of Smooth Rotation)	Inner EV126 ‡ Inner EV115 ‡	2 2	S228 S228
1981-1980	11/16" Diameter Rod, (Powdered Metal Gusher Brg. For Better Lubrication) 11/16" Diameter Rod, (Powdered Metal Gusher Brg. For Better Lubrication) 9/16" Diameter Rod, (Powdered Metal Gusher Brg. For Better Lubrication) 9/16" Diameter Rod, (Powdered Metal Gusher Brg. For Better Lubrication)	Outer ES352R ‡ Inner ES355RL ‡ Outer ES401R ‡ Inner ES401L ‡	2 2 2 2	S221 S221 S221 S221
1979-1977	11/16" Thread, (Powdered Metal Gusher Brg. For Better Lubrication) 11/16" Thread, (Powdered Metal Gusher Brg. For Better Lubrication) 9/16" Threads, (Powdered Metal Gusher Brg. For Better Lubrication) 9/16" Threads, (Powdered Metal Gusher Brg. For Better Lubrication)	Outer ES352R ‡ Inner ES355RL ‡ Outer ES401R ‡ Inner ES401L ‡	2 2 2 2	S221 S221 S221 S221

REAR SUSPENSION



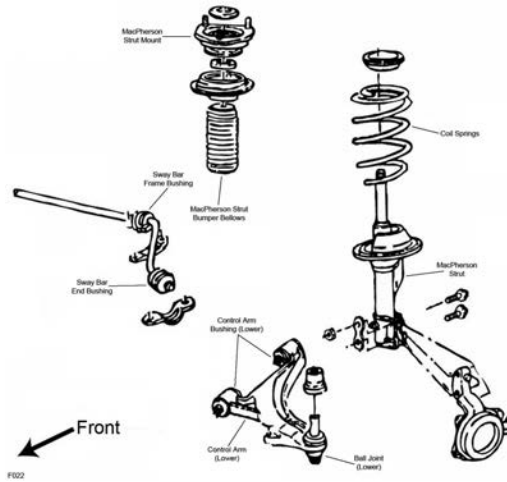
R309



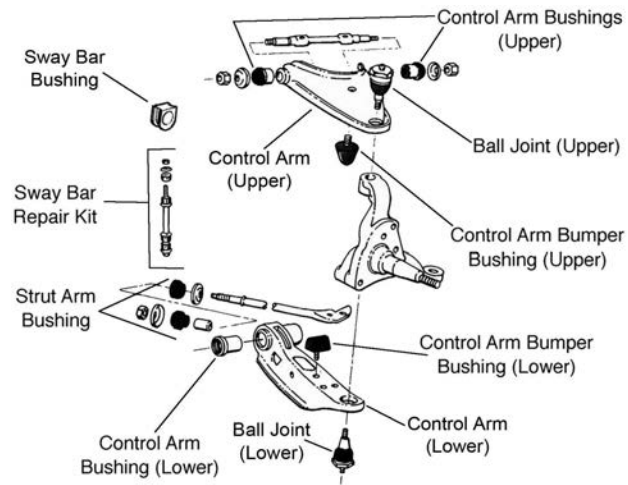
R334

Year	Model/Application	Part	P/C Qty	Figure
Leaf Spring Bushing				
1981-1977	Fixed End	SB364	2	R309
Leaf Spring Shackle Bushing				
1981-1977	(Split Type Bushing)	K7308	4	R309
Track Bar				
1990-1982	(Contains Bushings)	K7163	1	R334

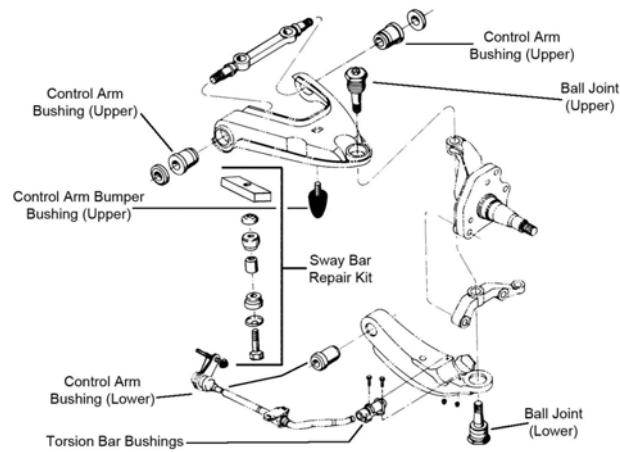
FRONT SUSPENSION



F022



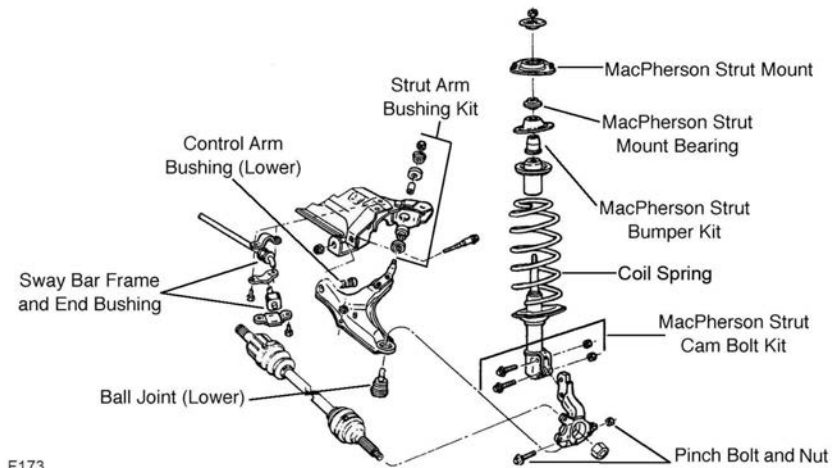
F125



F126

F126

FRONT SUSPENSION (Cont.)



F173

F173

Year	Model/Application	Part	P/C Qty	Figure
Ball Joint				
1988	135(2.2L), (Full Ball Stud Provides 360 Degrees Of Smooth Rotation)	Lower	K7147 ‡	2 F173
1987-1984	(Full Ball Stud Provides 360 Degrees Of Smooth Rotation)	Lower	K7147 ‡	2 F173
1983	(Full Ball Stud Provides 360 Degrees Of Smooth Rotation)	Lower	K7115 ‡	2 F173
1982	(Powdered Metal Gusher Brg. For Better Lubrication)	Upper	K772 ‡	2 F126
	(Press In Type, Powdered Metal Gusher Brg. For Better Lubrication)	Lower	K7069 ‡	2 F126
1981-1979	(Powdered Metal Gusher Brg. For Better Lubrication)	Upper	K772 ‡	2 F125
	(Press In Type, Powdered Metal Gusher Brg. For Better Lubrication)	Lower	K7069 ‡	2 F125
1978-1974	(Powdered Metal Gusher Brg. For Better Lubrication)	Upper	K778 ‡	2 F125
	(Powdered Metal Gusher Brg. For Better Lubrication)	Lower	K7025 ‡	2 F125
1973-1963	(Powdered Metal Gusher Brg. For Better Lubrication)	Upper	K772 ‡	2 F125
1964-1963	(Threaded Type, Powdered Metal Gusher Brg. For Better Lubrication)	Lower	K719 ‡	2 F125
1962-1960	(Threaded Type, Powdered Metal Gusher Brg. For Better Lubrication)	Lower	K727 ‡	2 F125
1962-1957	(Powdered Metal Gusher Brg. For Better Lubrication)	Upper	K778 ‡	2 F125
Control Arm Bumper Bushing				
1982-1967		Upper	K7293	2 F126
Control Arm Bushing				
1990	(2 Piece Bushing, Contains Front And Rear Bushings)	Lower	K7294 ‡	2 F022
1988	135(2.2L)	Lower	K7099	2 F173
1987-1983		Lower	K7099	2 F173
1982		Lower	K7097	2 F126
1981-1979	(Contains Front And Rear Bushings)	Upper	K7058	2 F125
		Lower	K7059	2 F125
1978-1974	(Contains Front And Rear Bushings)	Upper	K7070	2 F125
1973-1965	(Optional, Eccentric Bushing, Provides Additional Positive(+) Camber Adjustment, High Quality Elastomer For Durability And Performance)	Upper	K7104 ‡	2 F125
		Lower	K7007	2 F125
1964-1959	(Contains Front And Rear Bushings)	Upper	K325	1 F125
Control Arm Bushing Set				
1982	(Contains Front And Rear Bushings)	Upper	K7190 ‡	1 F126
	(Contains Front And Rear Bushings, Standard Design)	Upper	K7084	2 F126
1973-1965	(Contains Front And Rear Bushings, Standard Design)	Upper	K7006	2 F125
Control Arm with Ball Joint				
1988	135(2.2L), (R-Series)	Left Lower	RK621311	1 F173
	135(2.2L), (R-Series)	Right Lower	RK621312	1 F173
1987-1984	(R-Series)	Left Lower	RK621311	1 F173
	(R-Series)	Right Lower	RK621312	1 F173
Strut and Spring Assembly				
1988	135(2.2L), (Coated For Corrosion Resistance, Strut, Spring & Top Mount)	Left	ST8504L ‡	1 F173
	135(2.2L), (Coated For Corrosion Resistance, Strut, Spring & Top Mount)	Right	ST8504R ‡	1 F173
1987-1986	(Coated For Corrosion Resistance, Strut, Spring & Top Mount)	Left	ST8504L ‡	1 F173
	(Coated For Corrosion Resistance, Strut, Spring & Top Mount)	Right	ST8504R ‡	1 F173
Strut Bearing Spacer				
1990-1989	(Spacer)		K7378	2 F022

CHRYSLER–New Yorker (Cont.)

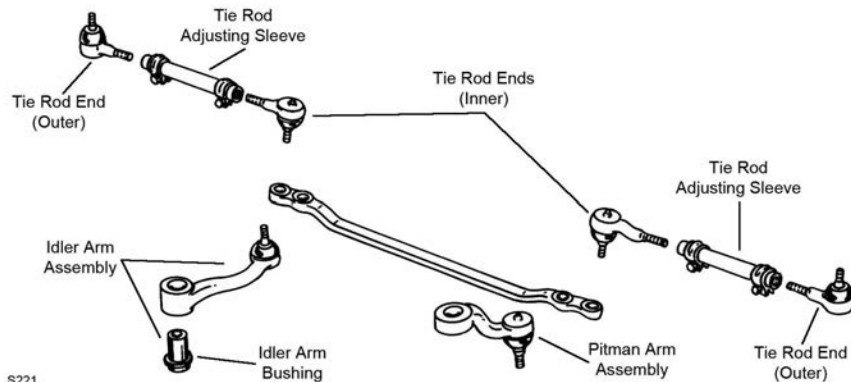
FRONT SUSPENSION (Cont.)

Year	Model/Application	Part	P/C Qty	Figure
Strut Bearing Spacer				
1988	(Spacer)	K7378	2	F022, F173
1987	(Spacer)	K7378	2	F173
1986	From 1/2/86, (Spacer)	K7378	2	F173
Strut Bumper Bellows				
1990-1989	(OE Material For Strut Performance And Longevity, Contains Bumper)	K90462 ‡	2	F022
1988	135(2.2L), (Contains Bumper) 181(3.0L), (OE Material For Strut Performance And Longevity, Contains Bumper)	K90463 K90462 ‡	2 2	F173 F022
1987-1984	(Contains Bumper)	K90463	2	F173
1983	(Replacement Type, Contains Bumper)	K90460	2	F173
Strut Mount				
1990-1989	(Contains Bearing)	K7175	2	F022
1988	(Contains Bearing)	K7175	2	F022, F173
1987	(Contains Bearing)	K7175	2	F173
1986	From 1/2/86, (Contains Bearing)	K7175	2	F173
1983	(Contains Bearing, Contains Spacer)	K7150	2	F173
Strut Rod Bushing				
1987-1983	(Improved Design) To Frame	K7098	1	F173
1964-1957		K7039	1	F125
Strut Rod Bushing Kit				
1988	135(2.2L), (Improved Design)	K7145	1	F173
1987-1984	(Improved Design)	K7145	1	F173
1973-1965	(Standard Design)	K7019A	1	
Strut Spring Seat				
1990-1989	(Spring Seat Only) Upper Lower (Spacer Plate Only)	K7333 K7338 K7377	2 2 2	F022 F022 F022
1988	(Spring Seat Only) Upper Lower (Spacer Plate Only)	K7333 K7338 K7377	2 2 2	F022, F173 F022, F173 F022, F173
1987	(Spring Seat Only) Upper Lower (Spacer Plate Only)	K7333 K7338 K7377	2 2 2	F173 F173 F173
1986	From 1/2/86, (Spring Seat Only) Upper From 1/2/86 Lower From 1/2/86, (Spacer Plate Only)	K7333 K7338 K7377	2 2 2	F173 F173 F173
Sway Bar Bushing				
1990-1989	1" Sway Bar Diameter To Arm 1" Sway Bar Diameter To Frame 1-1/16" Sway Bar Diameter To Arm 1-1/16" Sway Bar Diameter To Frame 1-1/8" Sway Bar Diameter To Arm 1-1/8" Sway Bar Diameter To Frame 1-3/16" Sway Bar Diameter To Frame 15/16" Sway Bar Diameter To Arm 15/16" Sway Bar Diameter To Frame 3/4" Sway Bar Diameter To Frame 7/8" Sway Bar Diameter To Arm 7/8" Sway Bar Diameter To Frame	K7144 K7139 K7219 K7222 K7220 K7223 K7224 K7143 K7138 K7221 K7142 K7137	1 1 1 1 1 1 1 1 1 1 1 1	F022 F022 F022 F022 F022 F022 F022 F022 F022 F022 F022 F022
1988	1" Sway Bar Diameter To Arm 1" Sway Bar Diameter To Frame 1-1/16" Sway Bar Diameter To Arm 1-1/16" Sway Bar Diameter To Frame 1-1/8" Sway Bar Diameter To Arm 1-1/8" Sway Bar Diameter To Frame 1-3/16" Sway Bar Diameter To Frame 15/16" Sway Bar Diameter To Arm 15/16" Sway Bar Diameter To Frame 3/4" Sway Bar Diameter To Frame 7/8" Sway Bar Diameter To Arm 7/8" Sway Bar Diameter To Frame	K7144 K7139 K7219 K7222 K7220 K7223 K7224 K7143 K7138 K7221 K7142 K7137	1 1 1 1 1 1 1 1 1 1 1 1	F022, F173 F022, F173 F022, F173 F022, F173 F022, F173 F022, F173 F022, F173 F022, F173 F022, F173 F022, F173 F022, F173 F022, F173
1987-1984	1" Sway Bar Diameter To Arm 1" Sway Bar Diameter To Frame 1-1/16" Sway Bar Diameter To Arm 1-1/16" Sway Bar Diameter To Frame 1-1/8" Sway Bar Diameter To Arm 1-1/8" Sway Bar Diameter To Frame 1-3/16" Sway Bar Diameter To Frame	K7144 K7139 K7219 K7222 K7220 K7223 K7224	1 1 1 1 1 1 1	F173 F173 F173 F173 F173 F173 F173

FRONT SUSPENSION (Cont.)

Year	Model/Application	Part	P/C Qty	Figure
Sway Bar Bushing				
1987-1984 (Cont.)	15/16" Sway Bar Diameter	To Arm	K7143	1 F173
	15/16" Sway Bar Diameter	To Frame	K7138	1 F173
	3/4" Sway Bar Diameter	To Frame	K7221	1 F173
	7/8" Sway Bar Diameter	To Arm	K7142	1 F173
	7/8" Sway Bar Diameter	To Frame	K7137	1 F173
1983	1" Sway Bar Diameter	To Arm	K7143	1 F173
	15/16" Sway Bar Diameter	To Arm	K7142	1 F173
	7/8" Sway Bar Diameter	To Frame	K7135	1 F173
	7/8" Sway Bar Diameter, (Contains Thermoplastic Bushings And Universal Mounting Bracket)	To Frame	K8791 ‡	1 F173
1982	1-1/8" Sway Bar Diameter	To Frame	K7108	1 F126
	7/8" Sway Bar Diameter	To Frame	K7092	1 F126
1981-1979	1-1/8" Sway Bar Diameter 7/8" Sway Bar Diameter	To Strut Rod	K7064	1 F125
		To Frame	K7108	1 F125
		To Frame	K7092	1 F125
1978-1974	3/4" Bushing Inside Diameter, (Standard Design)	To Frame	K5227	1 F125
1973-1965		To Frame	K7061	1 F125
		To Strut Rod	K7064	1 F125
Sway Bar Repair Kit				
1982	(Contains Sleeve) (Repair Sleeve Not Included)	K7087	2	F126
		K7304	2	F126
1981-1979	(Repair Sleeve Not Included)	K7304	2	F125
1978-1974	(Heavy Duty Design) (Includes Polyurethane Bushings And Solid Metal Sleeve For Enhanced Performance. Barrel Nut Allows For Easier Installation.) (Standard Design)	K6629 ‡	2	F125
		K700535 ‡	2	F125
		K8266	2	F125
Wheel Hub & Bearing Assembly				
1990-1989		513075	2	
Wheel Hub Repair Kit				
1988-1984	(4 Stud Hub) (5 Stud Hub)	518501	2	
		518502	2	
1983		518500	2	

STEERING

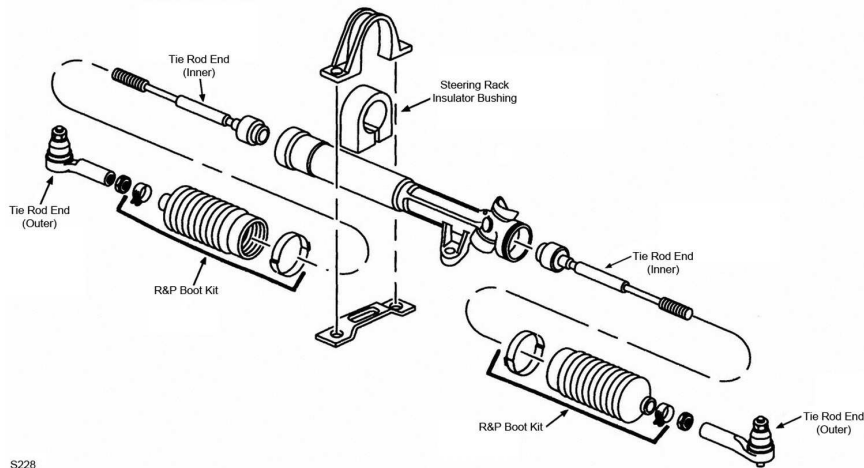


S221

S221

CHRYSLER-New Yorker (Cont.)

STEERING (Cont.)



S228

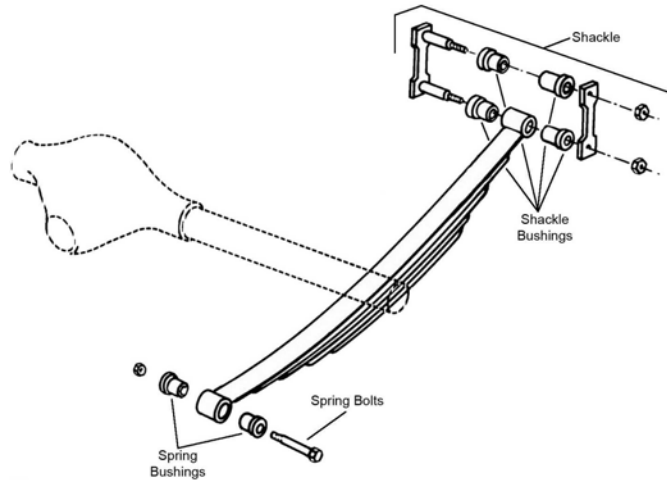
S228

Year	Model/Application	Part	P/C Qty	Figure
Idler Arm				
1982	Except Police Or Taxi, (Powdered Metal Gusher Brg. For Better Lubrication)	K7086 ‡	1	S221
1981-1979	(Powdered Metal Gusher Brg. For Better Lubrication)	K7066 ‡	1	S221
1978-1974	(Powdered Metal Gusher Brg. For Better Lubrication)	K7073 ‡	1	S221
1973-1965	(Powdered Metal Gusher Brg. For Better Lubrication)	K7014 ‡	1	S221
Idler Arm Bushing Kit				
1978-1969	(For OE Design Idler Arm Only)	K7046	1	S221
1968	From 4/1/68, 1.178" Outside Diameter, (For OE Design Idler Arm Only)	K7046	1	S221
Pitman Arm				
1982	Power Steering, (Greaseable Socket Reduces Corrosion/Wear)	K7101 ‡	1	S221
1981-1979	(Greaseable Socket Reduces Corrosion/Wear)	K7076 ‡	1	S221
Rack & Pinion Boot Kit				
1990	TRW Rack Marked 25-1, (High Temperature)	K8441	2	S228
	TRW Rack Marked 25-6, (High Temperature)	K8441	2	S228
	TRW Rack Marked 25-8, (High Temperature)	K8441	2	S228
1989-1983	Saginaw Rack Marked 7841002	Left K6298	1	S228
Steering Rack Insulator Bushing				
1990-1989	(Contains Left And Right Bushings)	K7112	1	S228
1988	181(3.0L), (Contains Left And Right Bushings)	K7112	1	S228
1987-1983		Right K7113	1	S228
Tie Rod Adjusting Sleeve				
1982	(Optional 11/16" Diameter Tie Rod Ends Must Be Used)	ES2016S	2	S221
		ES440S	2	S221
1981-1979		ES430S	2	S221
1978-1975		ES440S	2	S221
1974	(Optional 11/16" Diameter Tie Rod Ends Must Be Used)	ES440S	2	S221
1965-1955		ES2004S	2	S221
Tie Rod End				
1990	(Powdered Metal Gusher Brg. For Better Lubrication)	Outer ES3062RL ‡	2	S228
	(Full Ball Stud Provides 360 Degrees Of Smooth Rotation)	Inner EV128 ‡	2	S228
1989-1986	Rack & Pinion Power, TRW Design, (Full Ball Stud Provides 360 Degrees Of Smooth Rotation)	Inner EV128 ‡	2	S228
1989-1983	(Powdered Metal Gusher Brg. For Better Lubrication)	Outer ES3008RL ‡	2	S228
	Rack & Pinion Power, 1 Piece Rack, Saginaw Design, (Full Ball Stud Provides 360 Degrees Of Smooth Rotation)	Inner EV116 ‡	2	S228
1985-1983	Rack & Pinion Power, TRW Design, (Full Ball Stud Provides 360 Degrees Of Smooth Rotation)	Inner EV115 ‡	2	S228
1982	11/16" Thread, (Optional, Powdered Metal Gusher Brg. For Better Lubrication)	Outer ES352R ‡	2	S221
	11/16" Thread, (Optional, Powdered Metal Gusher Brg. For Better Lubrication)	Inner ES355RL ‡	2	S221
1982-1981	9/16" Threads, (Powdered Metal Gusher Brg. For Better Lubrication)	Outer ES401R ‡	2	S221
	9/16" Threads, (Powdered Metal Gusher Brg. For Better Lubrication)	Inner ES401L ‡	2	S221
1980-1979	(Powdered Metal Gusher Brg. For Better Lubrication)	Outer ES401R ‡	2	S221
	(Powdered Metal Gusher Brg. For Better Lubrication)	Inner ES401L ‡	2	S221
1978-1965	(Powdered Metal Gusher Brg. For Better Lubrication)	Outer ES352R ‡	2	S221
	(Powdered Metal Gusher Brg. For Better Lubrication)	Inner ES355RL ‡	2	S221

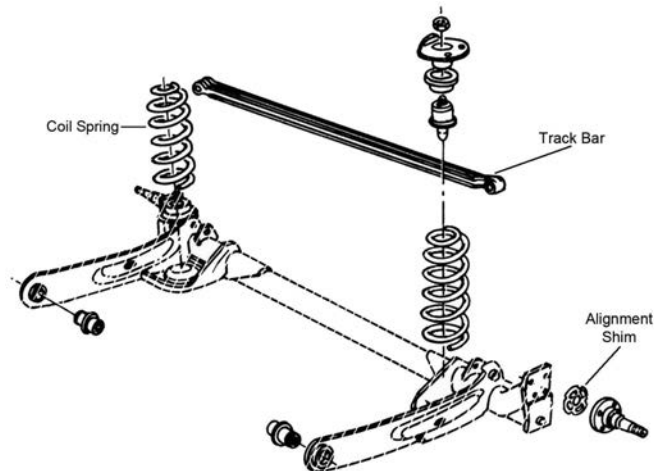
STEERING (Cont.)

Year	Model/Application	Part	P/C Qty	Figure
Tie Rod End				
1948-1946	.688" - 18 Threads, 3.410" Length, (Includes Sunoloy-Coated Metal Bearing To Combine Durability With Smooth Stud Swing)	Right Outer	ES158R ‡	1
	.688" - 18 Threads, 3.410" Length, (Includes Sunoloy-Coated Metal Bearing To Combine Durability With Smooth Stud Swing)	Left Inner	ES158R ‡	1
	.688" - 18 Threads, 3.410" Length, (Includes Sunoloy-Coated Metal Bearing To Combine Durability With Smooth Stud Swing)	Right Inner	ES158L ‡	1
1942-1941	.688" - 18 Threads, 3.410" Length, (Includes Sunoloy-Coated Metal Bearing To Combine Durability With Smooth Stud Swing)	Right Outer	ES158R ‡	1
	.688" - 18 Threads, 3.410" Length, (Includes Sunoloy-Coated Metal Bearing To Combine Durability With Smooth Stud Swing)	Left Inner	ES158R ‡	1
	.688" - 18 Threads, 3.410" Length, (Includes Sunoloy-Coated Metal Bearing To Combine Durability With Smooth Stud Swing)	Right Inner	ES158L ‡	1

REAR SUSPENSION



R309

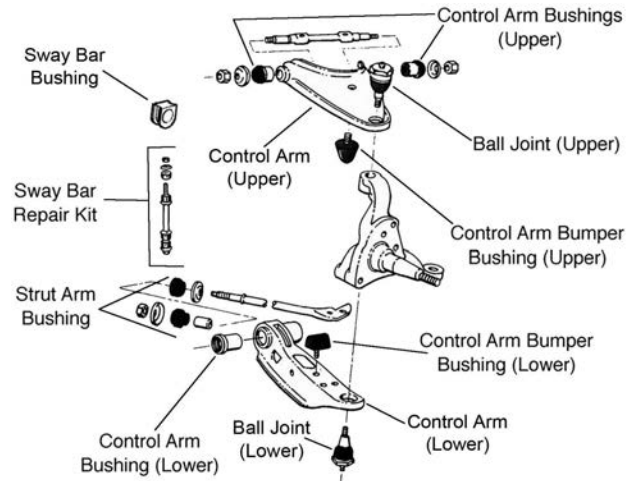


R334

Year	Model/Application	Part	P/C Qty	Figure
Leaf Spring Bolt Kit				
1960		K150236	2	R309
Leaf Spring Bushing				
1982-1974	Standard Suspension	Fixed End	SB364	2 R309
Leaf Spring Shackle Bushing				
1982-1953	(Split Type Bushing)		K7308	4 R309
1952-1951		Upper	K200917	4 R309
1950-1946	(Dome Head Bushing) (Flat Head Bushing)		K200917	8 R309
			K200919	8 R309
Track Bar				
1990-1983	(Contains Bushings)	K7163	1	R334

CHRYSLER-Newport

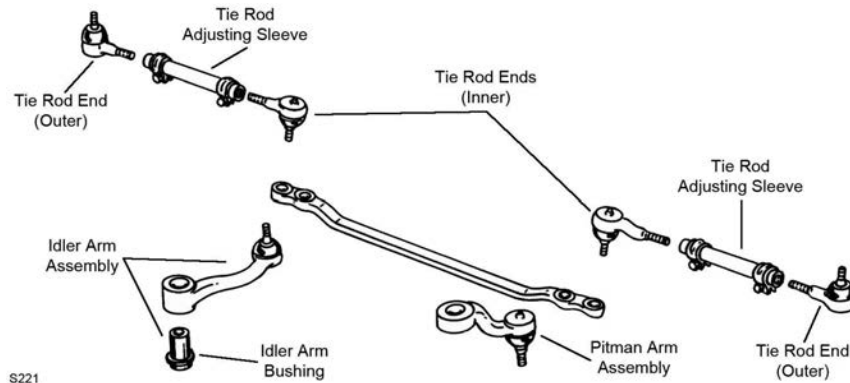
FRONT SUSPENSION



F125

Year	Model/Application	Part	P/C Qty	Figure	
Ball Joint					
1981-1979	(Powdered Metal Gusher Brg. For Better Lubrication)	Upper	K772 ‡	2	F125
	(Press In Type, Powdered Metal Gusher Brg. For Better Lubrication)	Lower	K7069 ‡	2	F125
1978-1974	(Powdered Metal Gusher Brg. For Better Lubrication)	Upper	K778 ‡	2	F125
	(Powdered Metal Gusher Brg. For Better Lubrication)	Lower	K7025 ‡	2	F125
1973-1961	(Powdered Metal Gusher Brg. For Better Lubrication)	Upper	K772 ‡	2	F125
1964-1961	(Threaded Type, Powdered Metal Gusher Brg. For Better Lubrication)	Lower	K719 ‡	2	F125
Control Arm Bumper Bushing					
1981-1974		Upper	K7293	2	F125
Control Arm Bushing					
1981-1979	(Contains Front And Rear Bushings)	Upper	K7058	2	F125
		Lower	K7059	2	F125
1978-1974	(Contains Front And Rear Bushings)	Upper	K7070	2	F125
1973-1965	(Optional, Eccentric Bushing, Provides Additional Positive(+) Camber Adjustment, High Quality Elastomer For Durability And Performance)	Upper	K7104 ‡	2	F125
		Lower	K7007	2	F125
1964-1961	(Contains Front And Rear Bushings)	Upper	K325	1	F125
Control Arm Bushing Set					
1973-1965	(Contains Front And Rear Bushings, Standard Design)	Upper	K7006	2	F125
Strut Rod Bushing					
1964-1961			K7039	1	F125
Strut Rod Bushing Kit					
1973-1965	(Standard Design)		K7019A	1	
Sway Bar Bushing					
1981-1979	1-1/8" Sway Bar Diameter	To Frame	K7108	1	
	1-1/8" Sway Bar Diameter	To Strut Rod	K7064	1	
	Except 1-1/8" Sway Bar Diameter	To Frame	K7062	1	
1978-1974	3/4" Bushing Inside Diameter, (Standard Design)	To Frame	K5227	1	
1973-1965		To Frame	K7061	1	F125
		To Strut Rod	K7064	1	
Sway Bar Repair Kit					
1981-1979	(Repair Sleeve Not Included)		K7304	2	F125
1978-1974	(Heavy Duty Design)		K6629 ‡	2	F125
	(Includes Polyurethane Bushings And Solid Metal Sleeve For Enhanced Performance. Barrel Nut Allows For Easier Installation.)		K700535 ‡	2	F125
	(Standard Design)		K8266	2	F125

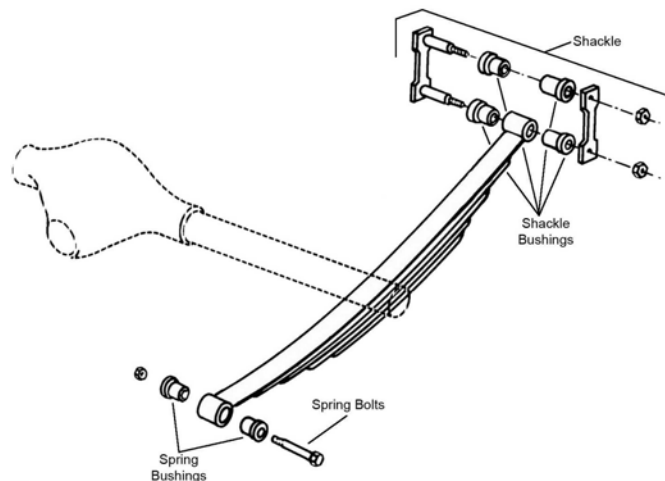
STEERING



S221

Year	Model/Application	Part	P/C Qty	Figure	
Idler Arm					
1981-1979	(Powdered Metal Gusher Brg. For Better Lubrication)	K7066 ‡	1	S221	
1978-1974	(Powdered Metal Gusher Brg. For Better Lubrication)	K7073 ‡	1	S221	
1973-1965	(Powdered Metal Gusher Brg. For Better Lubrication)	K7014 ‡	1	S221	
Idler Arm Bushing Kit					
1978-1969	(For OE Design Idler Arm Only)	K7046	1	S221	
1968	From 4/1/68, 1.178" Outside Diameter, (For OE Design Idler Arm Only)	K7046	1	S221	
Pitman Arm					
1981-1979	(Greaseable Socket Reduces Corrosion/Wear)	K7076 ‡	1	S221	
Tie Rod Adjusting Sleeve					
1981-1979		ES430S	2	S221	
1978-1975		ES440S	2	S221	
1974	(Optional 11/16" Diameter Tie Rod Ends Must Be Used)	ES440S	2	S221	
1965-1961		ES2004S	2	S221	
Tie Rod End					
1981-1979	(Powdered Metal Gusher Brg. For Better Lubrication)	Outer	ES401R ‡	2	S221
		Inner	ES401L ‡	2	S221
1978-1965	(Powdered Metal Gusher Brg. For Better Lubrication)	Outer	ES352R ‡	2	S221
		Inner	ES355RL ‡	2	S221

REAR SUSPENSION



R309

Year	Model/Application	Part	P/C Qty	Figure
Leaf Spring Bushing				
1981-1974	Standard Suspension	Fixed End SB364	2	R309
Leaf Spring Shackle Bushing				
1981-1960	(Split Type Bushing)	K7308	4	R309

CHRYSLER-Royal

STEERING

Year	Model/Application	Part	P/C Qty	Figure
Tie Rod End				
1948-1946	.688" - 18 Threads, 3.410" Length, (Includes Sunoloy-Coated Metal Bearing To Combine Durability With Smooth Stud Swing)	Right Outer	ES158R ‡	1
	.688" - 18 Threads, 3.410" Length, (Includes Sunoloy-Coated Metal Bearing To Combine Durability With Smooth Stud Swing)	Left Inner	ES158R ‡	1
	.688" - 18 Threads, 3.410" Length, (Includes Sunoloy-Coated Metal Bearing To Combine Durability With Smooth Stud Swing)	Right Inner	ES158L ‡	1
1942-1941	.688" - 18 Threads, 3.410" Length, (Includes Sunoloy-Coated Metal Bearing To Combine Durability With Smooth Stud Swing)	Right Outer	ES158R ‡	1
	.688" - 18 Threads, 3.410" Length, (Includes Sunoloy-Coated Metal Bearing To Combine Durability With Smooth Stud Swing)	Left Inner	ES158R ‡	1
	.688" - 18 Threads, 3.410" Length, (Includes Sunoloy-Coated Metal Bearing To Combine Durability With Smooth Stud Swing)	Right Inner	ES158L ‡	1

CHRYSLER-Saratoga

FRONT SUSPENSION

Year	Model/Application	Part	P/C Qty	Figure
Ball Joint				
1960	Vehicles Built For Canadian Market, (Threaded Type, Powdered Metal Gusher Brg. For Better Lubrication)	Lower	K727 ‡	2
1960-1957	Vehicles Built For Canadian Market, (Powdered Metal Gusher Brg. For Better Lubrication)	Upper	K778 ‡	2
Control Arm Bushing				
1960-1959	Vehicles Built For Canadian Market, (Contains Front And Rear Bushings)	Upper	K325	1
Strut Rod Bushing				
1960-1957			K7039	1

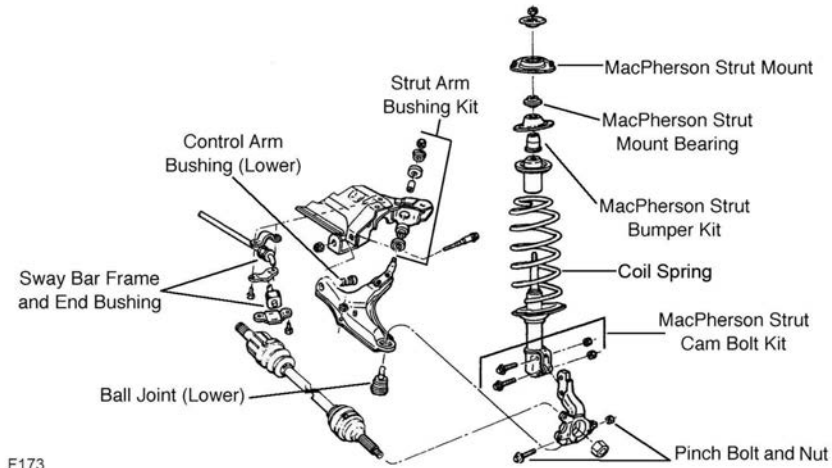
STEERING

Year	Model/Application	Part	P/C Qty	Figure
Tie Rod Adjusting Sleeve				
1960-1957	Vehicles Built For Canadian Market		ES2004S	2
Tie Rod End				
1948-1946	Vehicles Built For Canadian Market, .688" - 18 Threads, 3.410" Length, (Includes Sunoloy-Coated Metal Bearing To Combine Durability With Smooth Stud Swing)	Right Outer	ES158R ‡	1
	Vehicles Built For Canadian Market, .688" - 18 Threads, 3.410" Length, (Includes Sunoloy-Coated Metal Bearing To Combine Durability With Smooth Stud Swing)	Left Inner	ES158R ‡	1
	Vehicles Built For Canadian Market, .688" - 18 Threads, 3.410" Length, (Includes Sunoloy-Coated Metal Bearing To Combine Durability With Smooth Stud Swing)	Right Inner	ES158L ‡	1
1942-1941	.688" - 18 Threads, 3.410" Length, (Includes Sunoloy-Coated Metal Bearing To Combine Durability With Smooth Stud Swing)	Right Outer	ES158R ‡	1
	.688" - 18 Threads, 3.410" Length, (Includes Sunoloy-Coated Metal Bearing To Combine Durability With Smooth Stud Swing)	Left Inner	ES158R ‡	1
	.688" - 18 Threads, 3.410" Length, (Includes Sunoloy-Coated Metal Bearing To Combine Durability With Smooth Stud Swing)	Right Inner	ES158L ‡	1

REAR SUSPENSION

Year	Model/Application	Part	P/C Qty	Figure
Leaf Spring Bolt Kit				
1960	Vehicles Built For Canadian Market		K150236	2
Leaf Spring Shackle Bushing				
1960-1957	Vehicles Built For Canadian Market, (Split Type Bushing)		K7308	4
1952-1946	Vehicles Built For Canadian Market, (Dome Head Bushing)		K200917	8
	Vehicles Built For Canadian Market, (Flat Head Bushing)		K200919	8
1942-1941	Vehicles Built For Canadian Market, (Dome Head Bushing)		K200917	8
	Vehicles Built For Canadian Market, (Flat Head Bushing)		K200919	8

FRONT SUSPENSION



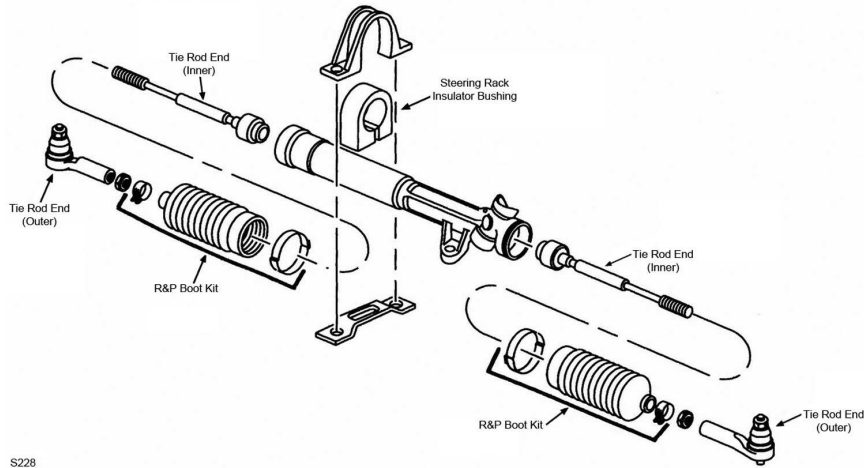
F173

F173

Year	Model/Application	Part	P/C Qty	Figure
Ball Joint				
1990-1989	(Full Ball Stud Provides 360 Degrees Of Smooth Rotation)	Lower	K7147 ‡	2 F173
Control Arm Bushing				
1990-1989	Standard Suspension	Lower	K7099	2 F173
Control Arm with Ball Joint				
1990-1989	(R-Series)	Left Lower	RK621311	1 F173
	(R-Series)	Right Lower	RK621312	1 F173
Strut Bearing Spacer				
1990-1989	(Spacer)		K7378	2 F173
Strut Bumper Bellows				
1990-1989	(Contains Bumper)		K90463	2 F173
Strut Mount				
1990-1989	(Contains Bearing)		K7175	2 F173
Strut Rod Bushing				
1989	(Improved Design)	To Frame	K7098	1 F173
Strut Rod Bushing Kit				
1989	(Improved Design)		K7145	1 F173
Strut Spring Seat				
1990-1989	(Spring Seat Only)	Upper	K7333	2 F173
	(Spacer Plate Only)	Lower	K7338	2 F173
			K7377	2 F173
Sway Bar Bushing				
1990-1989	1-1/16" Sway Bar Diameter	To Arm	K7219	1 F173
	1-1/16" Sway Bar Diameter	To Frame	K7222	1 F173
	1-1/8" Sway Bar Diameter	To Arm	K7220	1 F173
	1-1/8" Sway Bar Diameter	To Frame	K7223	1 F173
	1-3/16" Sway Bar Diameter	To Frame	K7224	1 F173
Wheel Hub Repair Kit				
1990-1989	(4 Stud Hub)		518501	2
	(5 Stud Hub)		518502	2

CHRYSLER-TC (Cont.)

STEERING

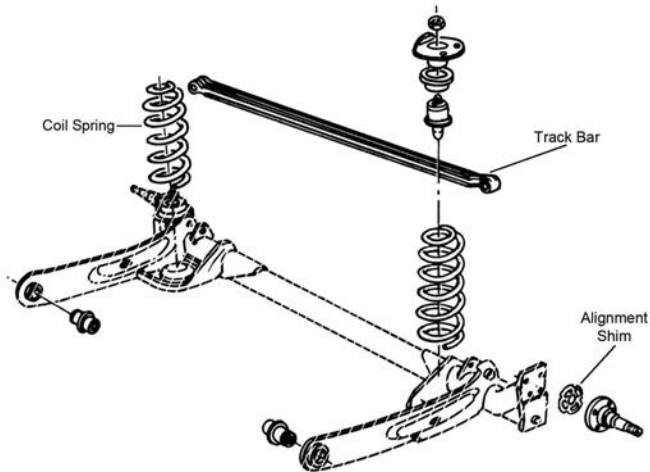


S228

S228

Year	Model/Application	Part	P/C Qty	Figure	
Rack & Pinion Boot Kit					
1990-1989	(High Temperature)	K8441	2	S228	
Steering Rack Insulator Bushing					
1990-1989		K7113	1	S228	
Tie Rod End					
1990-1989	(Powdered Metal Gusher Brg. For Better Lubrication) (Full Ball Stud Provides 360 Degrees Of Smooth Rotation)	Outer Inner	ES3008RL ‡ EV128 ‡	2 2	S228 S228

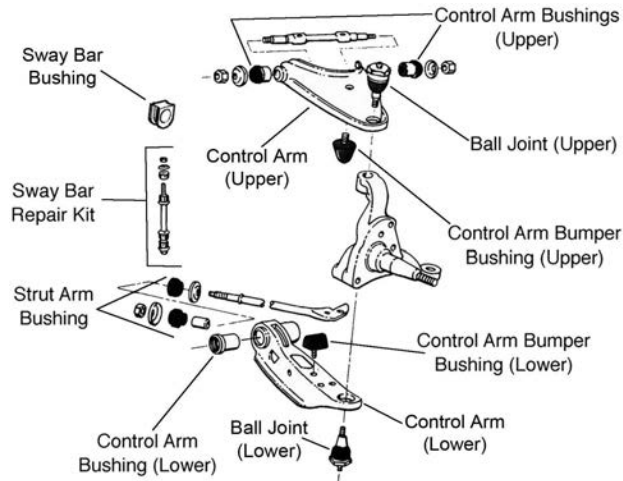
REAR SUSPENSION



R334

Year	Model/Application	Part	P/C Qty	Figure
Track Bar				
1990-1989	(Contains Bushings)	K7163	1	R334

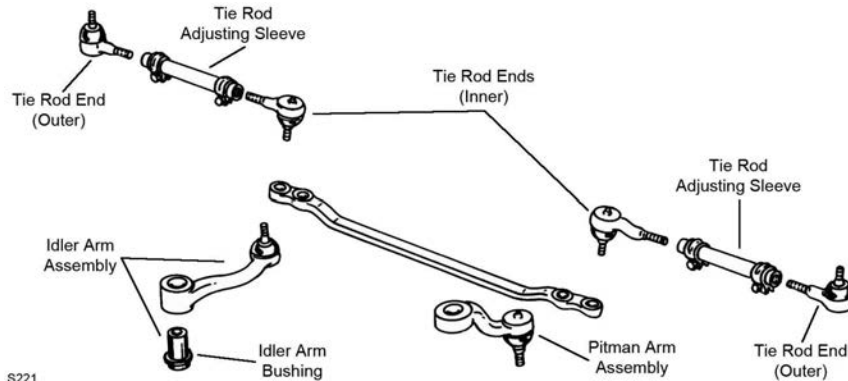
FRONT SUSPENSION



F125

Year	Model/Application	Part	P/C Qty	Figure
Ball Joint				
1977-1976	(Powdered Metal Gusher Brg. For Better Lubrication)	Upper	K778 ‡	2 F125
1977-1974	(Powdered Metal Gusher Brg. For Better Lubrication)	Lower	K7025 ‡	2 F125
1973-1969	(Powdered Metal Gusher Brg. For Better Lubrication)	Upper	K772 ‡	2 F125
Control Arm Bushing				
1977-1976	(Contains Front And Rear Bushings)	Upper	K7070	2 F125
1973-1969	(Optional, Eccentric Bushing, Provides Additional Positive(+) Camber Adjustment, High Quality Elastomer For Durability And Performance)	Upper Lower	K7104 ‡ K7007	2 2 F125
Strut Rod Bushing Kit				
1973-1969	(Standard Design)		K7019A	1
Sway Bar Bushing				
1977-1976	3/4" Bushing Inside Diameter, (Standard Design)	To Frame	K5227	1 F125
1973-1969		To Strut Rod	K7064	1 F125

STEERING

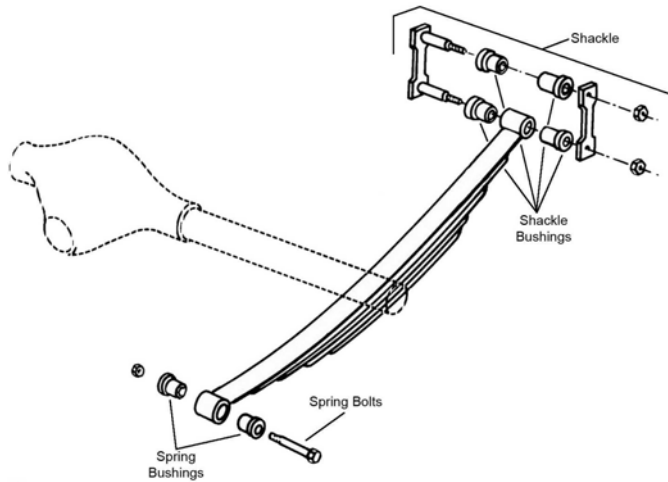


S221

Year	Model/Application	Part	P/C Qty	Figure
Idler Arm				
1977-1976	(Powdered Metal Gusher Brg. For Better Lubrication)		K7073 ‡	1 S221
1973-1969	(Powdered Metal Gusher Brg. For Better Lubrication)		K7014 ‡	1 S221
Idler Arm Bushing Kit				
1977-1976	(For OE Design Idler Arm Only)		K7046	1 S221
1973-1969	(For OE Design Idler Arm Only)		K7046	1 S221
Tie Rod Adjusting Sleeve				
1977-1976			ES440S	2 S221
Tie Rod End				
1977-1969	(Powdered Metal Gusher Brg. For Better Lubrication)	Outer	ES352R ‡	2 S221
	(Powdered Metal Gusher Brg. For Better Lubrication)	Inner	ES355RL ‡	2 S221

CHRYSLER-Town & Country (Cont.)

REAR SUSPENSION

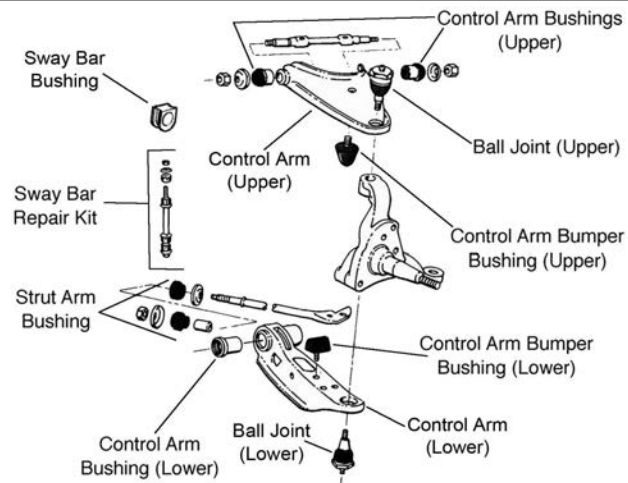


R309

Year	Model/Application	Part	P/C Qty	Figure	
Leaf Spring Bushing					
1977-1976	Standard Suspension	Fixed End	SB364	2	R309
Leaf Spring Shackle Bushing					
1977-1976	(Split Type Bushing)		K7308	4	R309
1973-1969	(Split Type Bushing)		K7308	4	R309

CHRYSLER-Windsor

FRONT SUSPENSION



F125

Year	Model/Application	Part	P/C Qty	Figure	
Ball Joint					
1961-1958	(Powdered Metal Gusher Brg. For Better Lubrication) (Threaded Type, Powdered Metal Gusher Brg. For Better Lubrication)	Upper Lower	K772 ‡ K719 ‡	2 2	F125 F125
Control Arm Bushing					
1961-1959	(Contains Front And Rear Bushings)	Upper	K325	1	
Strut Rod Bushing					
1961-1957	(Improved Design)		K7039	1	

STEERING

Year	Model/Application	Part	P/C Qty	Figure
Tie Rod Adjusting Sleeve				
1961-1958	11/16" - 18 Thread, 4.72" Length	ES2004S	1	

(Cont.) Windsor-CHRYSLER

STEERING (Cont.)				
Year	Model/Application	Part	P/C Qty	Figure
Tie Rod End				
1948-1946	.688" - 18 Threads, 3.410" Length, (Includes Sunoloy-Coated Metal Bearing To Combine Durability With Smooth Stud Swing)	Right Outer	ES158R ‡	1
		Left Inner	ES158R ‡	1
		Right Inner	ES158L ‡	1
1942-1941	.688" - 18 Threads, 3.410" Length, (Includes Sunoloy-Coated Metal Bearing To Combine Durability With Smooth Stud Swing)	Right Outer	ES158R ‡	1
		Left Inner	ES158R ‡	1
		Right Inner	ES158L ‡	1
REAR SUSPENSION				
Year	Model/Application	Part	P/C Qty	Figure
Leaf Spring Shackle Bushing				
1961-1960	(Split Type Bushing)	Upper Rear	K7308	2

Windsor Highlander-CHRYSLER

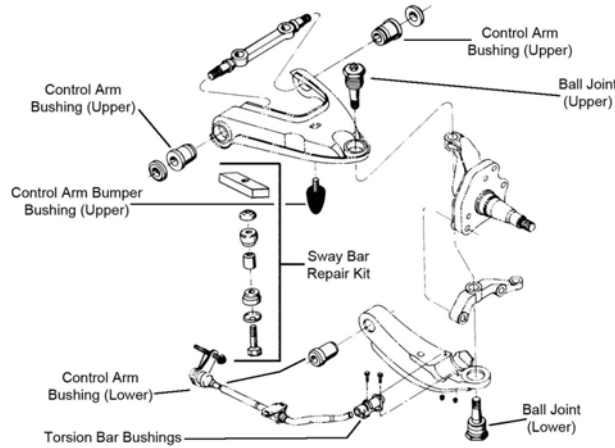
STEERING				
Year	Model/Application	Part	P/C Qty	Figure
Tie Rod End				
1941	.688" - 18 Threads, 3.410" Length, (Includes Sunoloy-Coated Metal Bearing To Combine Durability With Smooth Stud Swing)	Right Outer	ES158R ‡	1
		Left Inner	ES158R ‡	1
		Right Inner	ES158L ‡	1

Charade-DAIHATSU

STEERING				
Year	Model/Application	Part	P/C Qty	Figure
Tie Rod End				
1990	993cc(1.0L)	Inner	EV801023	2
1990-1988		Left Outer	ES801025	1
		Right Outer	ES801024	1
1989	993cc(1.0L), From 2/89 993cc(1.0L), Rack & Pinion Manual, Thru 1/89	Inner	EV801023	2
		Inner	EV801022	2
1988	993cc(1.0L), Rack & Pinion Manual	Inner	EV801022	2
REAR SUSPENSION				
Year	Model/Application	Part	P/C Qty	Figure
Strut Mount Insulator				
1990-1988	(Insulator Only)		K9773	2

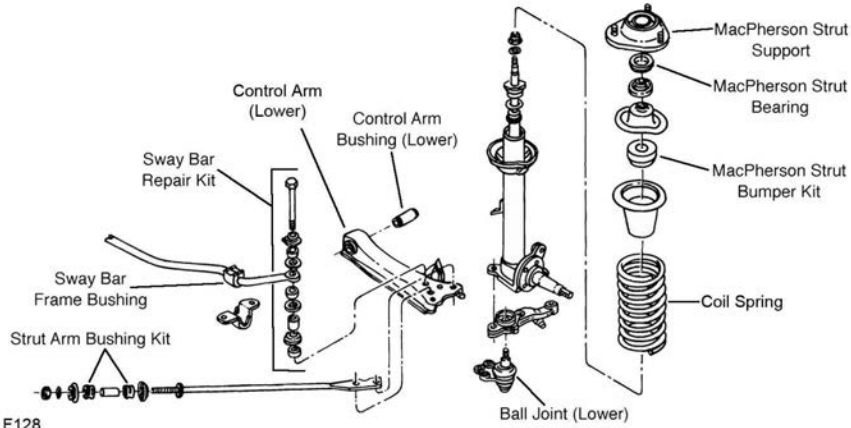
DATSUN-200SX

FRONT SUSPENSION



F126

F128

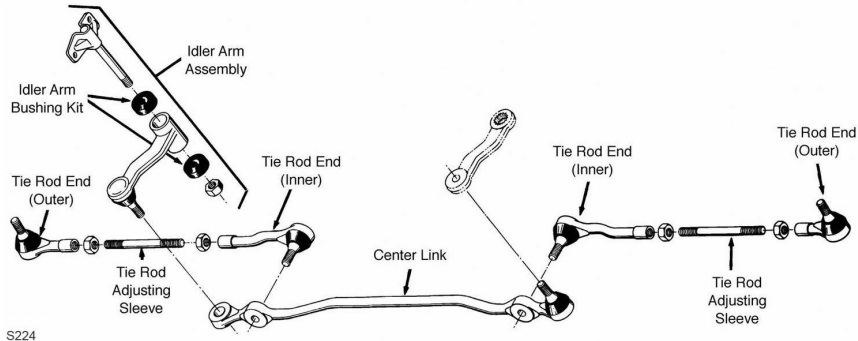


F128

F128

Year	Model/Application	Part	P/C Qty	Figure
Ball Joint				
1981-1980		Lower K9087	2	F128
1979-1977		Lower K9011	2	F128
Control Arm Bushing				
1979-1977	(One Piece Bushing)	Lower K9170	2	F128
Strut Bearing				
1979-1977		K9476	2	F128
Strut Bumper Bellows				
1981-1977	(OE Material For Strut Performance And Longevity, Contains Bumper)	K90462 ‡	2	F128
Strut Rod Bushing				
1979-1977		K9215	1	F126
Strut Rod Bushing Kit				
1981-1980	(Contains Hardware, Standard Design)	K9217	1	F126
Sway Bar Bushing				
1981-1980		To Frame K9243	1	F128
Sway Bar Repair Kit				
1981-1980	(Standard Design) 5" Length, (Includes Polyurethane Bushings And Solid Metal Sleeve For Enhanced Performance. Barrel Nut Allows For Easier Installation.)	K9222 K700530 ‡	2 2	F128 F128
1979-1977	(Heavy Duty Design) (Standard Design) 5.5" Length, (Includes Polyurethane Bushings And Solid Metal Sleeve For Enhanced Performance. Barrel Nut Allows For Easier Installation.)	K8989 ‡ K5255 K700528 ‡	2 2 2	F128 F128 F128

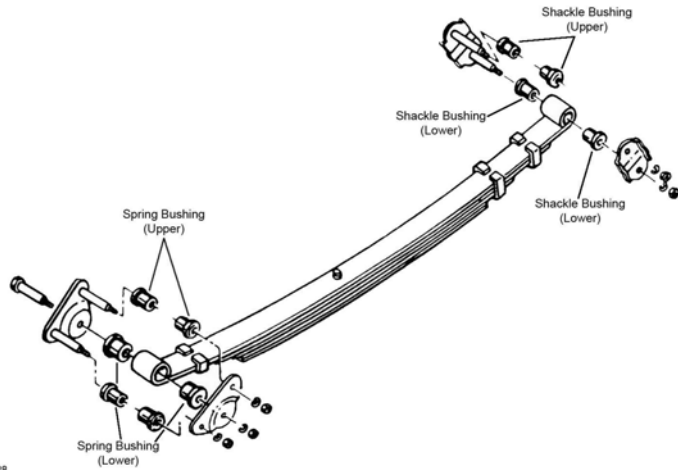
STEERING



S224

Year	Model/Application	Part	P/C Qty	Figure
Idler Arm Bushing Kit				
1981-1980	Bracket End	K9104	1	
Tie Rod Adjuster				
1979-1977		ES458S	2	S224
Tie Rod End				
1981-1980	Left Inner	ES489R	1	
1979-1977	Left Outer	ES487L	1	S224
	Right Outer	ES483R	1	S224
	Left Inner	ES489R	1	S224
	Right Inner	ES486L	1	S224

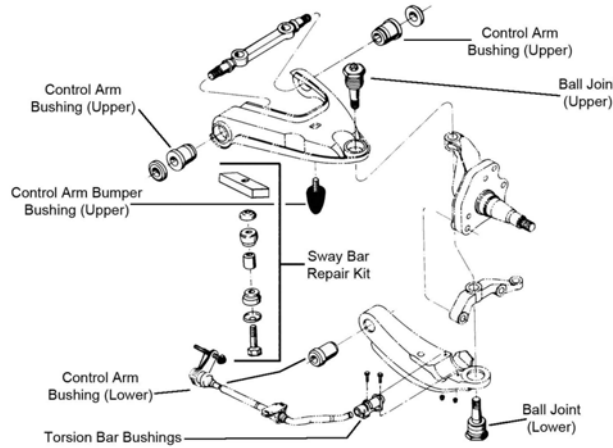
REAR SUSPENSION



R328

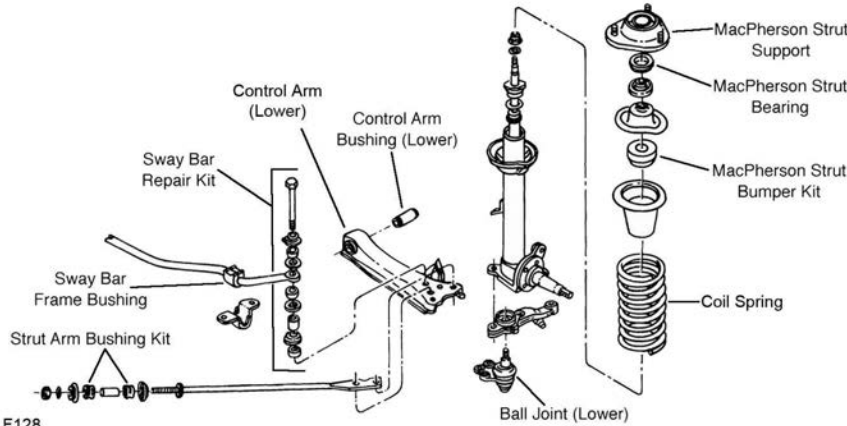
Year	Model/Application	Part	P/C Qty	Figure
Leaf Spring Bushing				
1980-1977	Upper	K200999	8	R328
	Lower	K201114	4	R328
Leaf Spring Shackle Bushing				
1980-1977	Upper	K150368	4	R328
	Lower	K201073	4	R328

FRONT SUSPENSION



F126

F126

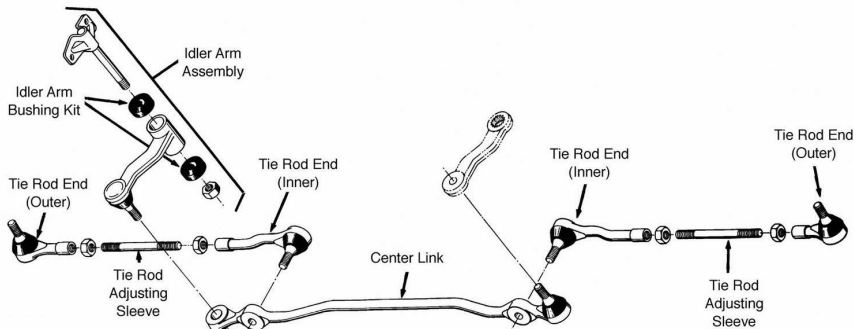


F128

F128

Year	Model/Application	Part	P/C Qty	Figure
Control Arm Bushing				
1982-1979		Lower	K9168	2 F128
Strut Bumper Bellows				
1982-1979	(OE Material For Strut Performance And Longevity, Contains Bumper)		K90462 ‡	2 F128
Strut Rod Bushing Kit				
1982-1979	(Contains Hardware, Standard Design)		K9217	1 F126
Sway Bar Bushing				
1982-1979		To Frame	K9234	1 F128
Sway Bar Repair Kit				
1982-1979	(Standard Design)		K9222	2 F128
	5" Length, (Includes Polyurethane Bushings And Solid Metal Sleeve For Enhanced Performance. Barrel Nut Allows For Easier Installation.)		K700530 ‡	2 F128

STEERING



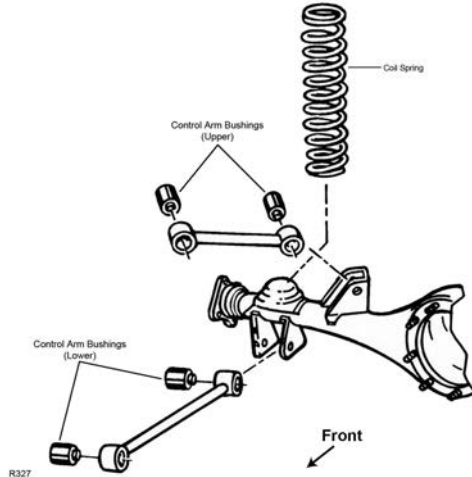
S224

S224

STEERING (Cont.)

Year	Model/Application	Part	P/C Qty	Figure
Center Link				
1982-1979		ES2450	1	S224
Idler Arm				
1982-1979		K9082	1	S224
Idler Arm Bushing Kit				
1982-1979	Bracket End	K9104	1	

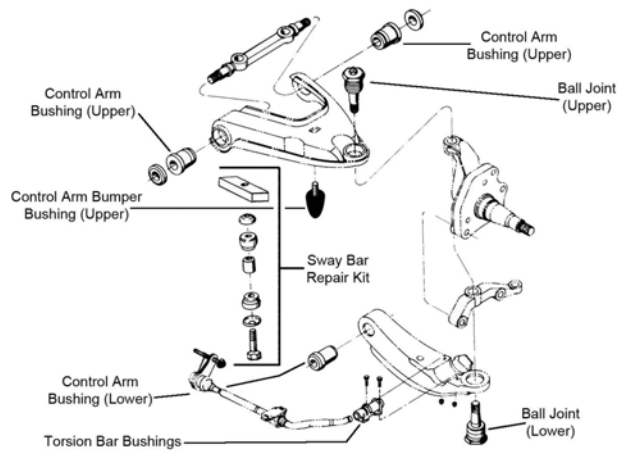
REAR SUSPENSION



R327

Year	Model/Application	Part	P/C Qty	Figure
Control Arm Bushing				
1982-1979	Lower	K201120	4	R327

FRONT SUSPENSION

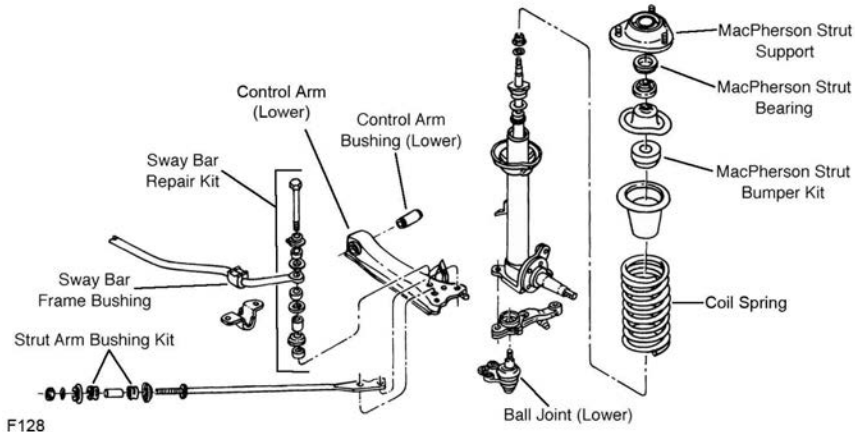


F126

F126

DATSUN-240Z (Cont.)

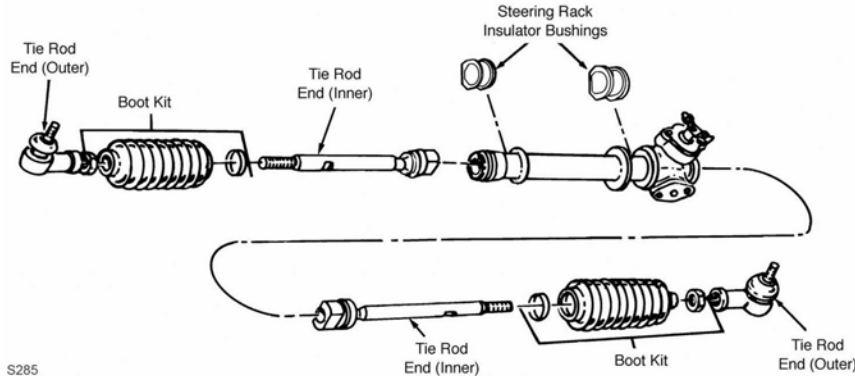
FRONT SUSPENSION (Cont.)



F128

Year	Model/Application	Part	P/C Qty	Figure
Ball Joint				
1973-1971		Lower	K9011	2 F128
1970	From 10/69	Lower	K9011	2 F128
Control Arm Bushing				
1973-1970		Lower Rear Outer	K200961	4
Strut Bearing				
1973-1970			K9476	2 F128
Strut Bumper Bellows				
1973-1970	(OE Material For Strut Performance And Longevity, Contains Bumper)		K90462 ‡	2 F128
Strut Rod Bushing				
1973-1971			K9215	1 F126
1970	From 10/70		K9215	1 F126
Sway Bar Bushing				
1973-1970		To Frame	K9235	1 F128
Sway Bar Repair Kit				
1973-1971	(Heavy Duty Design)		K8989 ‡	2 F128
	(Standard Design)		K5255	2 F128
1973-1970	5.5" Length, (Includes Polyurethane Bushings And Solid Metal Sleeve For Enhanced Performance. Barrel Nut Allows For Easier Installation.)		K700528 ‡	2 F128

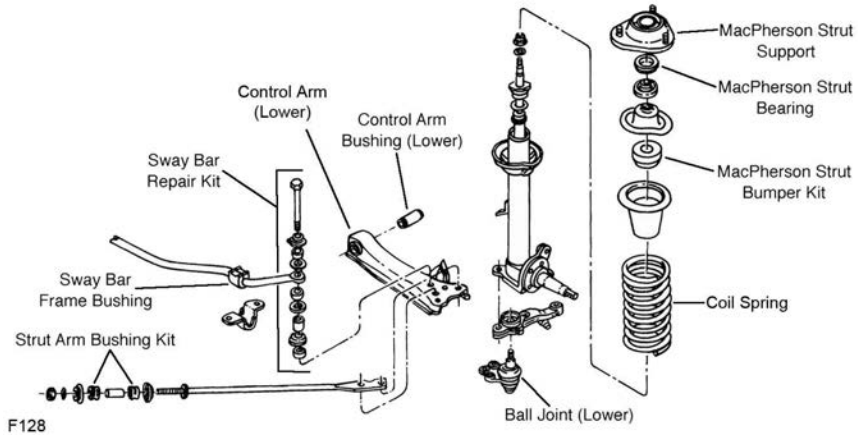
STEERING



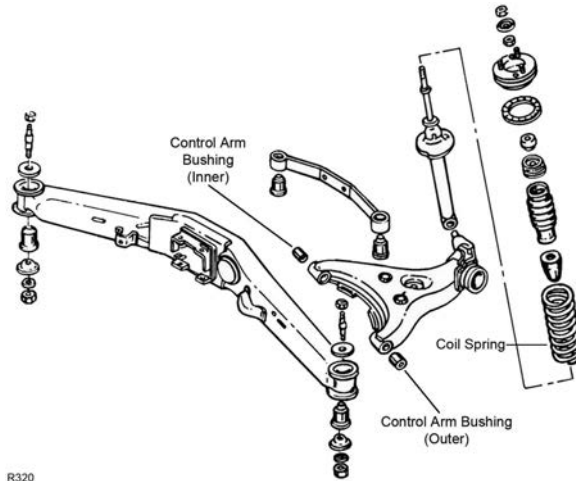
S285

Year	Model/Application	Part	P/C Qty	Figure
Rack & Pinion Boot Kit				
1973-1970			K9882	2 S285
Tie Rod End				
1973-1970	(Powdered Metal Gusher Brg. For Better Lubrication)	Left Outer	ES2110R ‡	1 S285
	(Powdered Metal Gusher Brg. For Better Lubrication)	Right Outer	ES2109R ‡	1 S285

REAR SUSPENSION



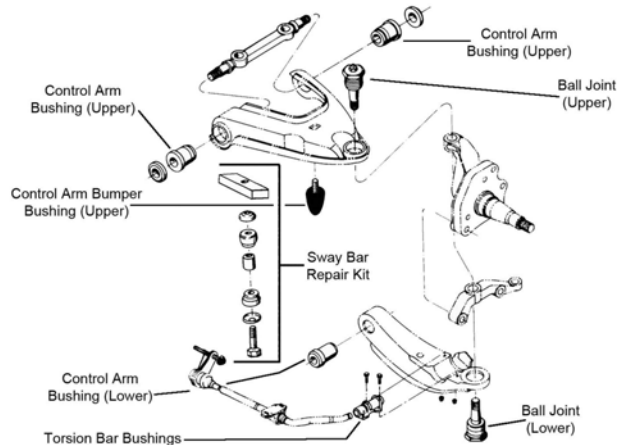
F128



R320

Year	Model/Application	Part	P/C Qty	Figure
Control Arm Bushing				
1973-1970	Lower Outer	K201011	4	R320
Strut Bumper Bellows				
1973	(OE Material For Strut Performance And Longevity, Contains Bumper)	K90462 ‡	2	F128

FRONT SUSPENSION

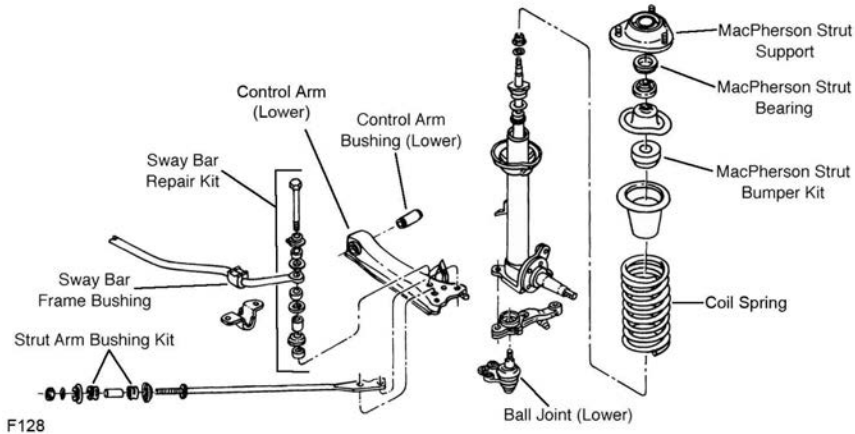


F126

F126

DATSUN-260Z (Cont.)

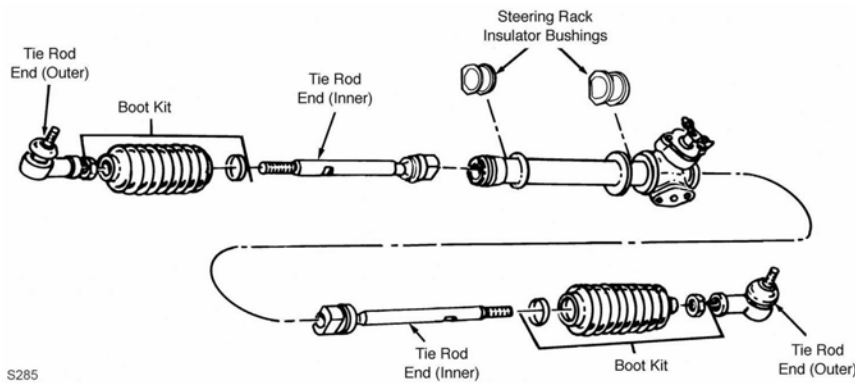
FRONT SUSPENSION (Cont.)



F128

Year	Model/Application	Part	P/C Qty	Figure	
Ball Joint					
1974	Lower	K9011	2	F128	
Strut Bearing					
1975-1974		K9476	2	F128	
Strut Bumper Bellows					
1975	(OE Material For Strut Performance And Longevity, Contains Bumper)	K90462 ‡	2	F128	
1974	Base Model, (OE Material For Strut Performance And Longevity, Contains Bumper)	K90462 ‡	2	F128	
Strut Rod Bushing					
1974		K9215	1	F126	
Sway Bar Bushing					
1974	Base Model	To Frame	K9235	1	F128
Sway Bar Repair Kit					
1975-1974	(Heavy Duty Design) (Standard Design) 5.5" Length, (Includes Polyurethane Bushings And Solid Metal Sleeve For Enhanced Performance. Barrel Nut Allows For Easier Installation.)	K8989 ‡ K5255 K700528 ‡	2 2 2	F128 F128 F128	

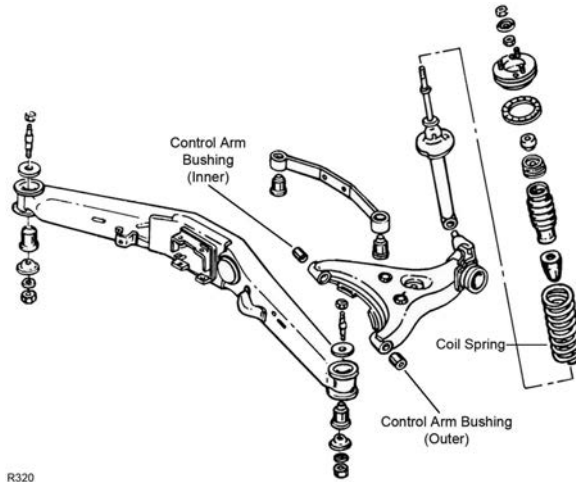
STEERING



S285

Year	Model/Application	Part	P/C Qty	Figure	
Rack & Pinion Boot Kit					
1974		K9882	2	S285	
Tie Rod End					
1974	(Powdered Metal Gusher Brg. For Better Lubrication) (Powdered Metal Gusher Brg. For Better Lubrication)	Left Outer Right Outer	ES2110R ‡ ES2109R ‡	1 1	S285 S285

REAR SUSPENSION



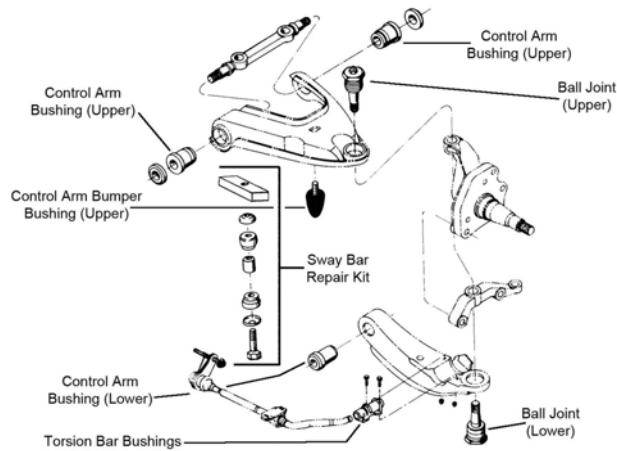
R320

R320

Year	Model/Application	Part	P/C Qty	Figure
Control Arm Bushing				
1974		Lower Outer	K201011	4 R320

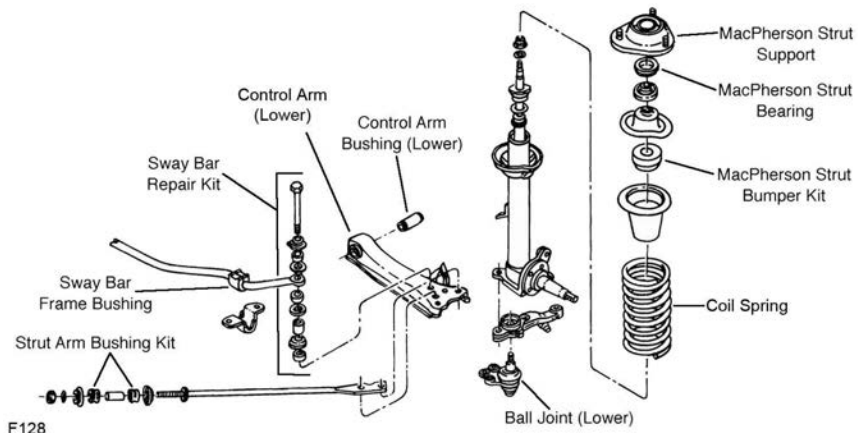
280Z-DATSUN

FRONT SUSPENSION



F126

F126



F128

F128

DATSUN-280Z (Cont.)

FRONT SUSPENSION (Cont.)

Year	Model/Application	Part	P/C Qty	Figure	
Ball Joint					
1978-1975	Lower	K9011	2	F128	
Strut Bearing					
1978-1975		K9476	2	F128	
Strut Bumper Bellows					
1978-1975	(OE Material For Strut Performance And Longevity, Contains Bumper)	K90462 ‡	2	F128	
Strut Rod Bushing					
1978-1975		K9215	1	F126	
Sway Bar Bushing					
1978-1975	Base Model	To Frame	K9235	1	F128
Sway Bar Repair Kit					
1978-1975	(Heavy Duty) (Standard Design) 5.5" Length, (Includes Polyurethane Bushings And Solid Metal Sleeve For Enhanced Performance. Barrel Nut Allows For Easier Installation.)	K8989 ‡ K5255 K700528 ‡	2 2 2	F128 F128 F128	

STEERING

S285

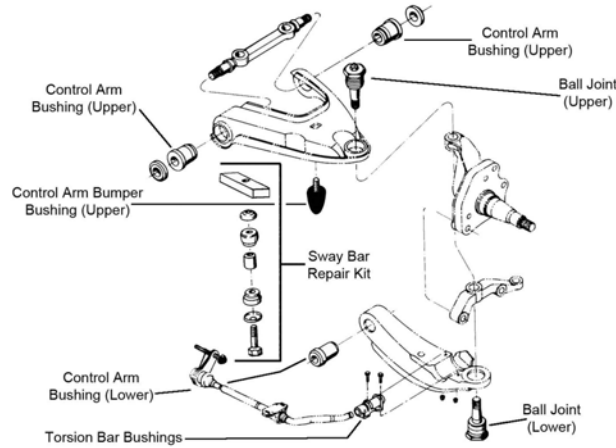
Year	Model/Application	Part	P/C Qty	Figure	
Rack & Pinion Boot Kit					
1978-1975		K9882	2	S285	
Tie Rod End					
1978-1975	(Powdered Metal Gusher Brg. For Better Lubrication) (Powdered Metal Gusher Brg. For Better Lubrication)	Left Outer Right Outer	ES2110R ‡ ES2109R ‡	1 1	S285 S285

REAR SUSPENSION

R320

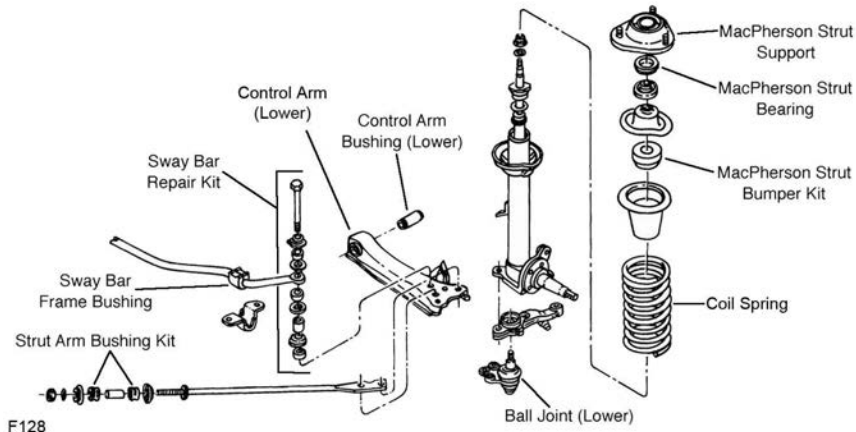
Year	Model/Application	Part	P/C Qty	Figure
Control Arm Bushing				
1978-1975	Lower Outer	K201011	4	R320

FRONT SUSPENSION



F126

F126



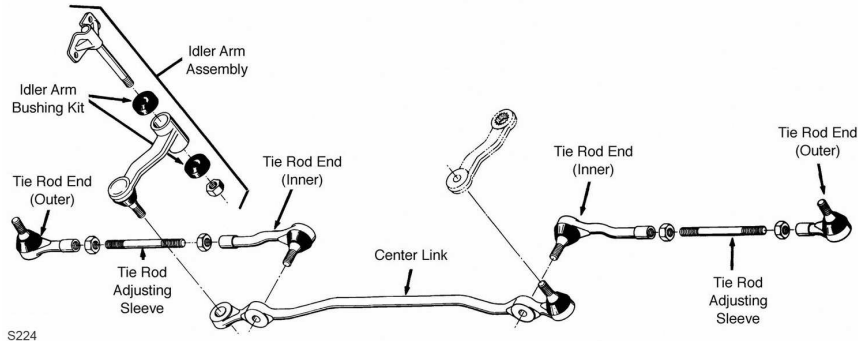
F128

F128

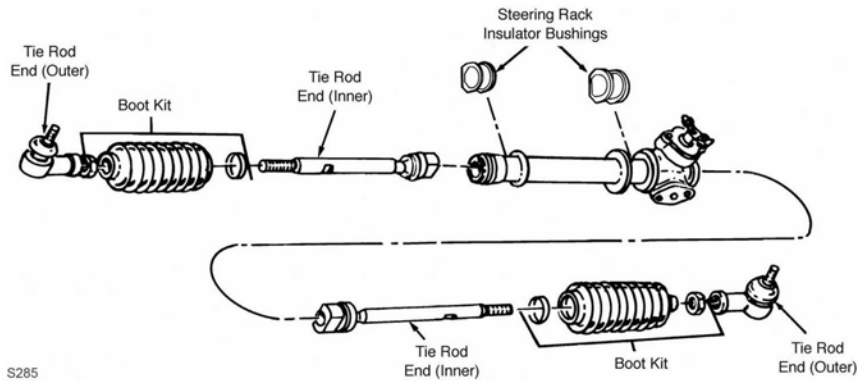
Year	Model/Application	Part	P/C Qty	Figure
Ball Joint				
1981-1979		Lower K9292	2	F128
Control Arm Bushing				
1981-1979		Lower K9333	2	F128
Strut Bearing				
1981-1979		K9476	2	F128
Strut Bumper Bellows				
1981-1979	(OE Material For Strut Performance And Longevity, Contains Bumper)	K90462 ‡	2	F128
Strut Rod Bushing				
1981-1979		K9215	1	F126
Sway Bar Bushing				
1981	From 9/81	To Frame K9375	1	F128
Sway Bar Repair Kit				
1981-1979	(Heavy Duty Design) (Includes Polyurethane Bushings And Solid Metal Sleeve For Enhanced Performance. Barrel Nut Allows For Easier Installation.) (Standard Design)	K90130 ‡	2	F128
		K700525 ‡	2	F128
		K9224	2	F128

DATSUN-280ZX (Cont.)

STEERING



S224

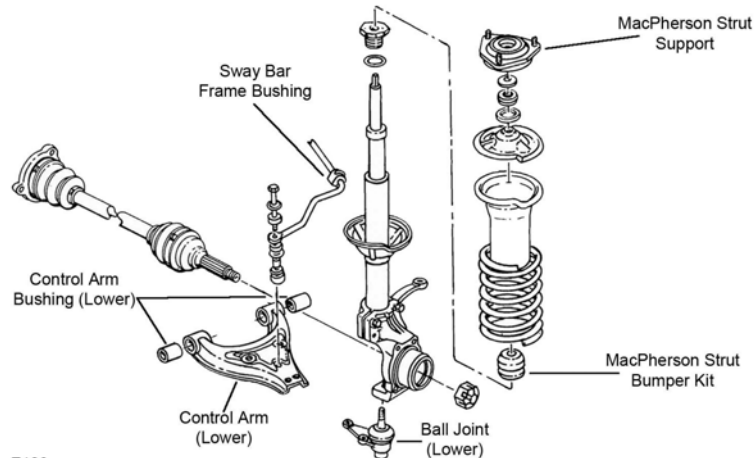


S285

Year	Model/Application	Part	P/C Qty	Figure
Idler Arm Bushing Kit				
1981-1979	Power Steering	Bracket End	K9104	1
Rack & Pinion Boot Kit				
1981-1979	Manual Steering		K9882	2 S285
Tie Rod Adjusting Sleeve				
1981-1979	Power Steering		ES2050S	2 S224
Tie Rod End				
1981-1979	Conventional Power Steering, (Includes Sunoloy-Coated Metal Bearing To Combine Durability With Smooth Stud Swing)	Outer	ES2119L ‡	2 S224
	Conventional Power Steering	Inner	ES2085R	2 S224
	Rack & Pinion Power, (Full Ball Stud Provides 360 Degrees Of Smooth Rotation)	Inner	EV162 ‡	2 S285

DATSUN-310

FRONT SUSPENSION



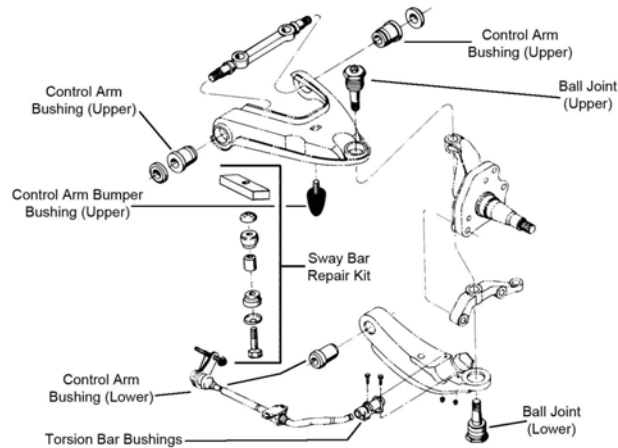
F129

FRONT SUSPENSION (Cont.)

Year	Model/Application	Part	P/C Qty	Figure
Strut Bumper Bellows				
1982-1979	(OE Material For Strut Performance And Longevity, Contains Bumper)	K90462 ‡	2	F129
Sway Bar Repair Kit				
1982-1979	(Heavy Duty Design) (Includes Polyurethane Bushings And Solid Metal Sleeve For Enhanced Performance. Barrel Nut Allows For Easier Installation.) (Standard Design)	K90130 ‡ K700525 ‡ K9224	2 2 2	F129

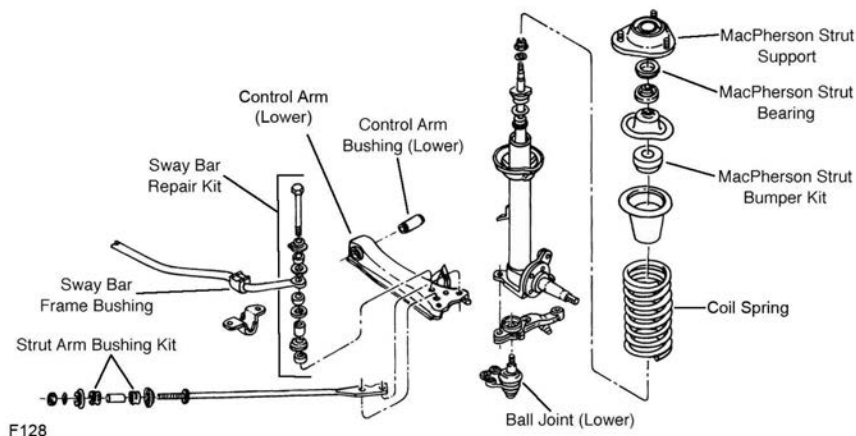
510-DATSUN

FRONT SUSPENSION



F126

F126



F128

F128

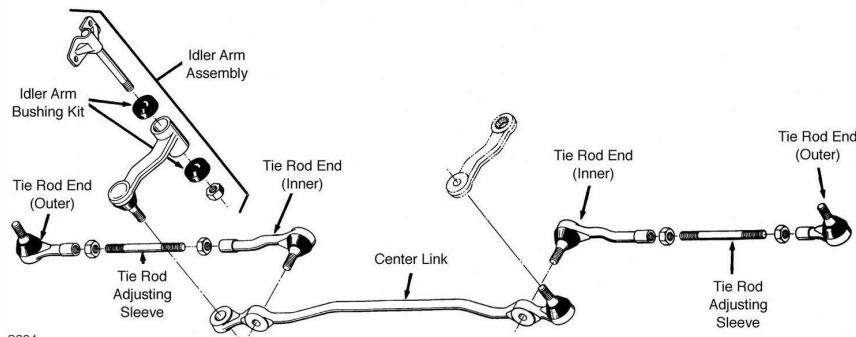
Year	Model/Application	Part	P/C Qty	Figure
Ball Joint				
1973-1968	(Requires Use With Replacement Arm Only)	Lower K9011	2	F128
Control Arm Bushing				
1981-1978		Lower K9168	2	F128
1973-1970	(One Piece Bushing)	Lower K9170	2	F128
Strut Bearing				
1973-1972		K9476	2	F128
1971	From 8/71	K9476	2	F128
Strut Bumper Bellows				
1981-1978	(OE Material For Strut Performance And Longevity, Contains Bumper)	K90462 ‡	2	F128
1973-1972	(OE Material For Strut Performance And Longevity, Contains Bumper)	K90462 ‡	2	F128
1971	From 8/71, (OE Material For Strut Performance And Longevity, Contains Bumper)	K90462 ‡	2	F128
Strut Rod Bushing				
1973-1968		K9215	1	F126

DATSUN-510 (Cont.)

FRONT SUSPENSION (Cont.)

Year	Model/Application	Part	P/C Qty	Figure
Strut Rod Bushing Kit				
1981-1978	(Contains Hardware, Standard Design)	K9217	1	F126
Sway Bar Bushing				
1981-1978	To Frame	K9243	1	F128
1973-1971	To Frame	K9235	1	F128
Sway Bar Repair Kit				
1981-1978	(Standard Design) 5" Length, (Includes Polyurethane Bushings And Solid Metal Sleeve For Enhanced Performance. Barrel Nut Allows For Easier Installation.)	K9222 K700530 ‡	2 2	F128 F128
1973-1968	(Standard Design) 5.5" Length, (Includes Polyurethane Bushings And Solid Metal Sleeve For Enhanced Performance. Barrel Nut Allows For Easier Installation.)	K5255 K700528 ‡	2 2	F128

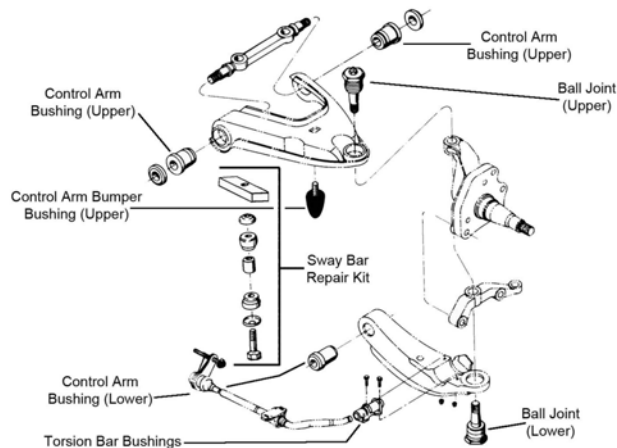
STEERING



S224

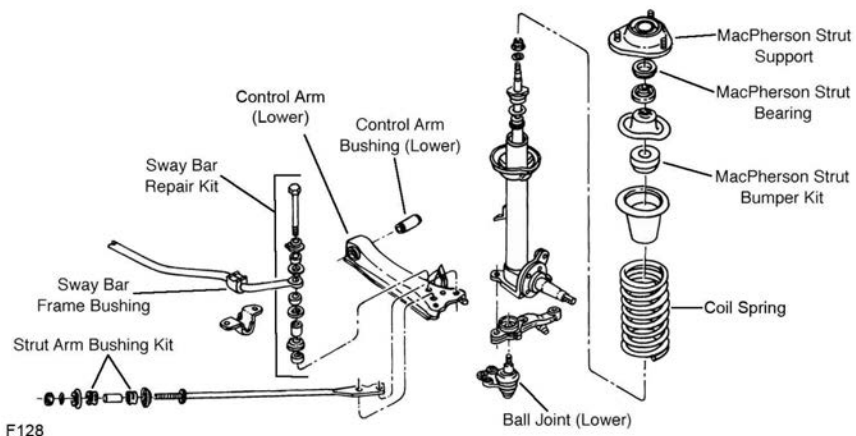
Year	Model/Application	Part	P/C Qty	Figure
Center Link				
1981-1978		ES2450	1	S224
Idler Arm				
1981-1978		K9082	1	S224
Idler Arm Bushing Kit				
1981-1978	Bracket End	K9104	1	
Tie Rod Adjuster				
1973-1969	6.625" Length	ES458S	2	S224
1968	From 10/68, 6.625" Length	ES458S	2	S224
Tie Rod End				
1973-1968	Left Outer	ES487L	1	S224
	Right Outer	ES483R	1	S224
	Left Inner	ES489R	1	S224
	Right Inner	ES486L	1	S224

FRONT SUSPENSION



F126

F126



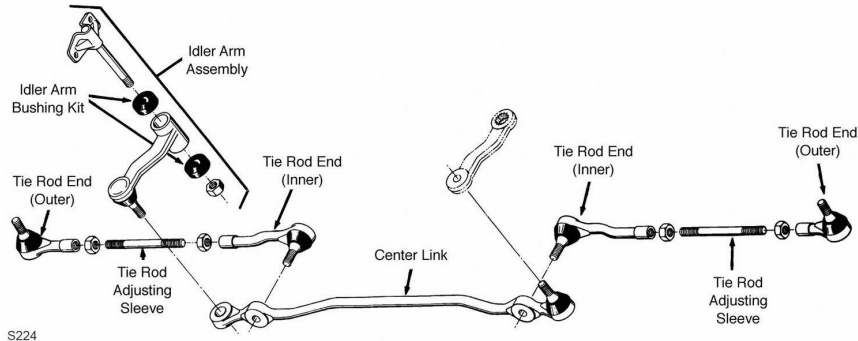
F128

F128

Year	Model/Application	Part	P/C Qty	Figure
Ball Joint				
1976-1973		Lower K9011	2	F128
Control Arm Bushing				
1976-1973	(One Piece Bushing)	Lower K9170	2	F128
Strut Bearing				
1976-1973		K9476	2	F128
Strut Bumper Bellows				
1976-1973	(OE Material For Strut Performance And Longevity, Contains Bumper)	K90462 ‡	2	F128
Strut Rod Bushing				
1976-1973		K9215	1	F126
Sway Bar Repair Kit				
1976-1973	(Heavy Duty Design) (Standard Design) 5.5" Length, (Includes Polyurethane Bushings And Solid Metal Sleeve For Enhanced Performance. Barrel Nut Allows For Easier Installation.)	K8989 ‡ K5255 K700528 ‡	2 2 2	F128

DATSUN-610 (Cont.)

STEERING



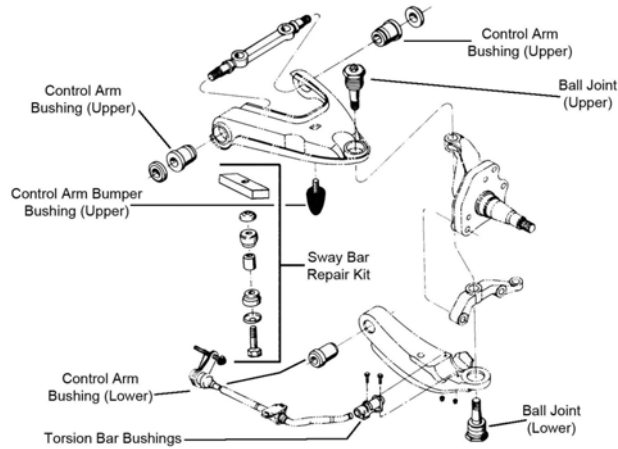
S224

S224

Year	Model/Application	Part	P/C Qty	Figure
Tie Rod Adjuster				
1976-1973		ES458S	2	S224
Tie Rod End				
1976-1973	Left Outer	ES487L	1	S224
	Right Outer	ES483R	1	S224
	Left Inner	ES489R	1	S224
	Right Inner	ES486L	1	S224

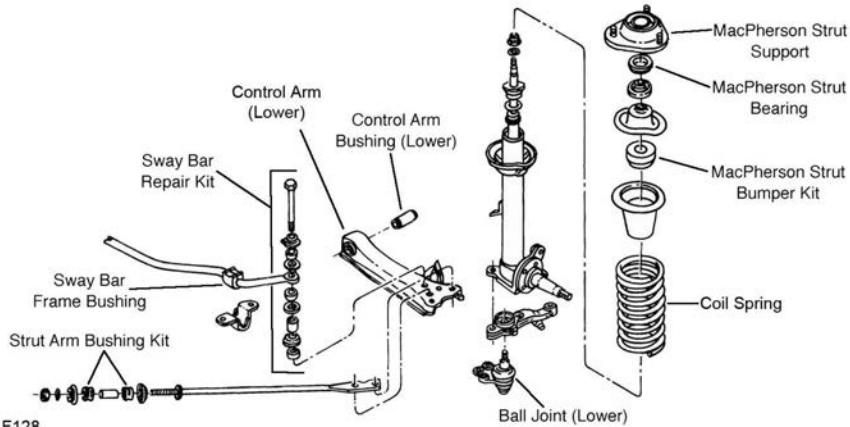
DATSUN-710

FRONT SUSPENSION



F126

F126



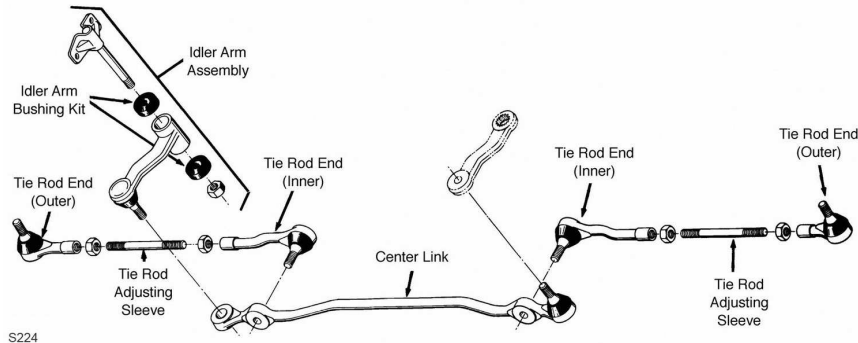
F128

F128

FRONT SUSPENSION (Cont.)

Year	Model/Application	Part	P/C Qty	Figure
Ball Joint				
1977-1974	Lower	K9011	2	F128
Control Arm Bushing				
1977-1974	(One Piece Bushing) Lower	K9170	2	F128
Strut Bearing				
1977-1974		K9476	2	F128
Strut Bumper Bellows				
1977-1974	(OE Material For Strut Performance And Longevity, Contains Bumper)	K90462 ‡	2	F128
Strut Rod Bushing				
1977-1974		K9215	1	F126
Sway Bar Repair Kit				
1977-1974	(Heavy Duty Design) (Standard Design) 5.5" Length, (Includes Polyurethane Bushings And Solid Metal Sleeve For Enhanced Performance. Barrel Nut Allows For Easier Installation.)	K8989 ‡ K5255 K700528 ‡	2 2 2	F128

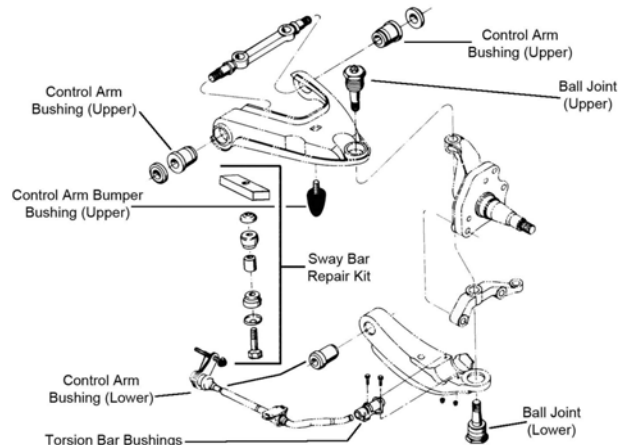
STEERING



S224

Year	Model/Application	Part	P/C Qty	Figure
Tie Rod Adjuster				
1977-1974		ES458S	2	S224
Tie Rod End				
1977-1974	Left Outer	ES487L	1	S224
	Right Outer	ES483R	1	S224
	Left Inner	ES489R	1	S224
	Right Inner	ES486L	1	S224

FRONT SUSPENSION

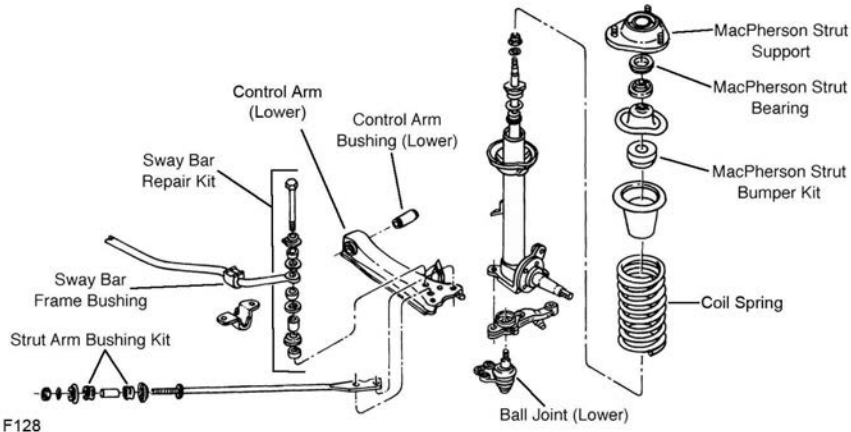


F126

F126

DATSUN-810 (Cont.)

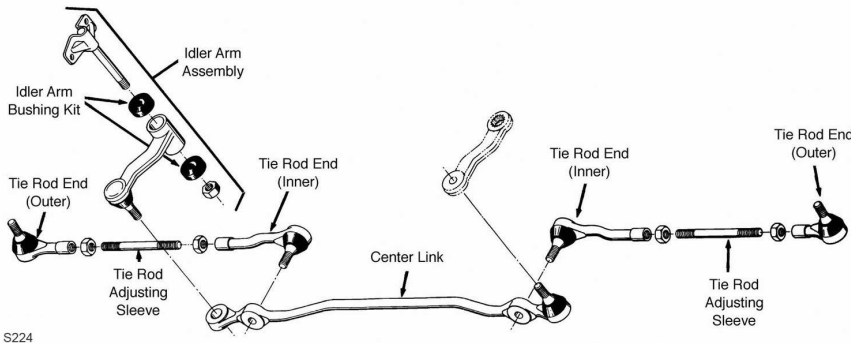
FRONT SUSPENSION (Cont.)



F128

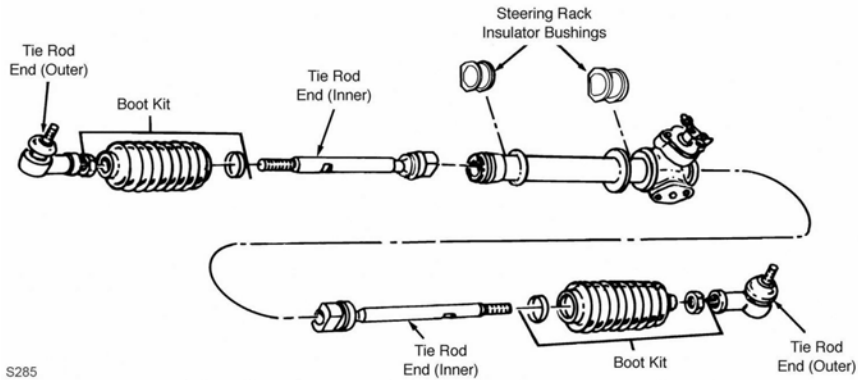
Year	Model/Application	Part	P/C Qty	Figure	
Ball Joint					
1980-1977		Lower	K9292	2	F128
Control Arm Bushing					
1981		Lower	K9337	2	F128
Strut Bearing					
1981-1977			K9476	2	F128
Strut Bumper Bellows					
1981-1977	(OE Material For Strut Performance And Longevity, Contains Bumper)		K90462 ‡	2	F128
Strut Rod Bushing					
1980-1977			K9215	1	F126
Sway Bar Bushing					
1981	4 Dr. Sedan	To Frame	K9375	1	F128
	4 Dr. Station Wagon	To Frame	K9243	1	F128
1980-1977		To Frame	K9243	1	F128
Sway Bar Repair Kit					
1981-1977	(Heavy Duty Design) (Includes Polyurethane Bushings And Solid Metal Sleeve For Enhanced Performance. Barrel Nut Allows For Easier Installation.) (Standard Design)		K90130 ‡ K700525 ‡ K9224	2 2 2	F128 F128 F128

STEERING



S224

STEERING (Cont.)

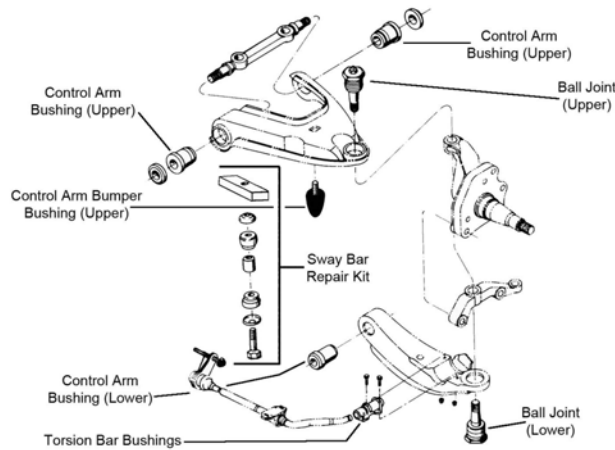


S285

Year	Model/Application	Part	P/C Qty	Figure	
Tie Rod Adjusting Sleeve					
1980-1977		ES2050S	2	S224	
Tie Rod End					
1981	(Includes Sunoloy-Coated Metal Bearing To Combine Durability With Smooth Stud Swing) (Includes Sunoloy-Coated Metal Bearing To Combine Durability With Smooth Stud Swing) (Full Ball Stud Provides 360 Degrees Of Smooth Rotation)	Left Outer Right Outer Inner	ES2273R ‡ ES2274R ‡ EV162 ‡	1 1 2	S285 S285 S285
1980-1977	(Includes Sunoloy-Coated Metal Bearing To Combine Durability With Smooth Stud Swing)	Outer Inner	ES2119L ‡ ES2085R	2 2	S224 S224

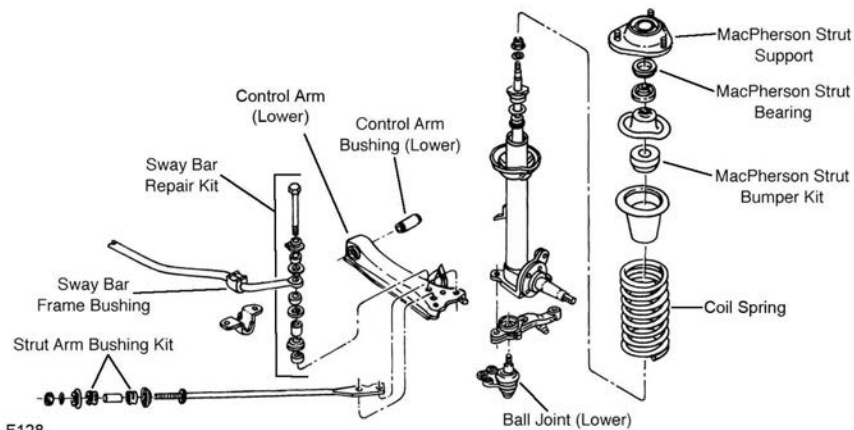
1200-DATSUN

FRONT SUSPENSION



F126

F126



F128

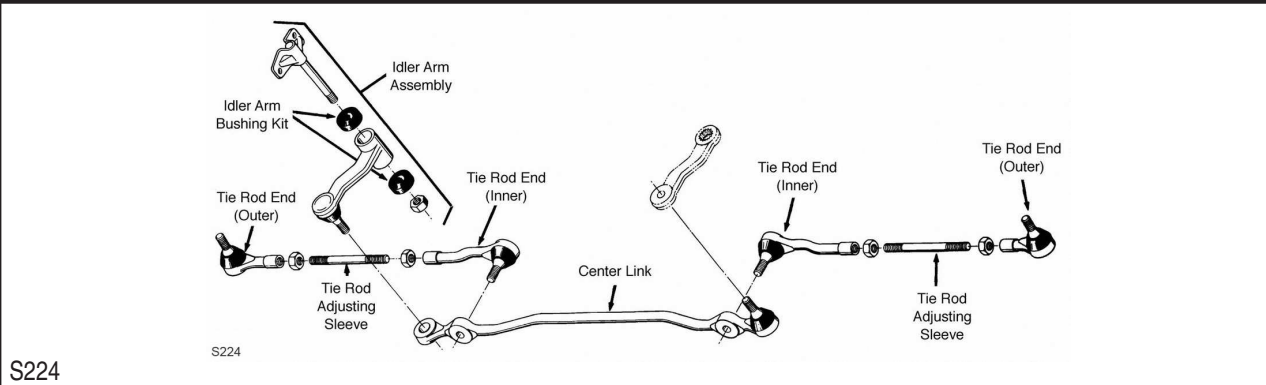
F128

DATSUN-1200 (Cont.)

FRONT SUSPENSION (Cont.)

Year	Model/Application	Part	P/C Qty	Figure	
Control Arm Bushing					
1973-1971		Lower	K9168	2	F128
Strut Rod Bushing Kit					
1973-1971	(Contains Hardware, Standard Design)		K9217	1	F126

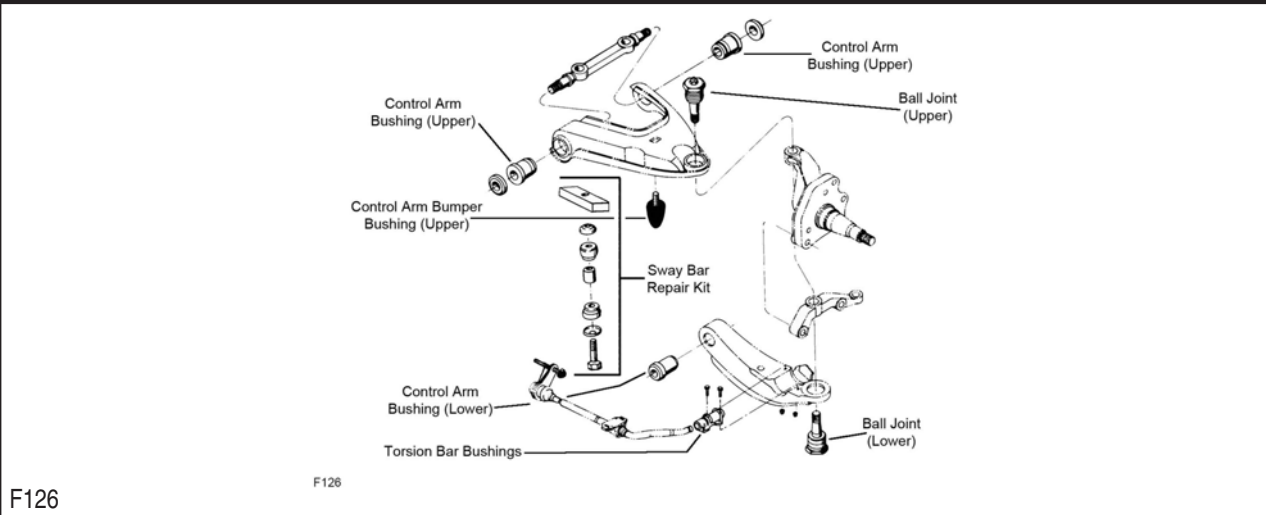
STEERING



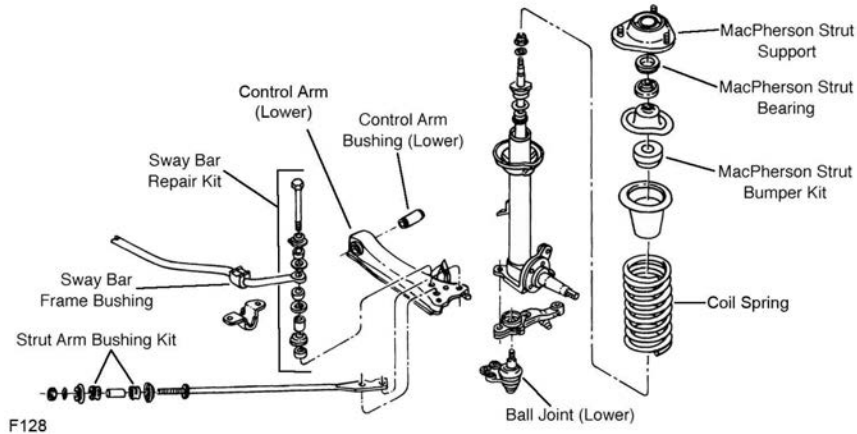
Year	Model/Application	Part	P/C Qty	Figure	
Tie Rod Adjuster					
1973-1970			ES458S	2	S224
Tie Rod End					
1973-1970		Right Outer	ES484R	1	S224

DATSUN-B210

FRONT SUSPENSION



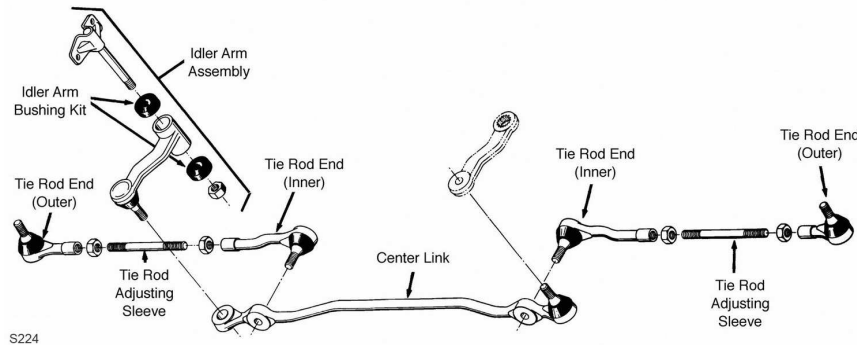
FRONT SUSPENSION (Cont.)



F128

Year	Model/Application	Part	P/C Qty	Figure
Ball Joint				
1978-1974	Lower	K9011	2	F128
Control Arm Bushing				
1978-1974	(One Piece Bushing) Lower	K9170	2	F128
Strut Bumper Bellows				
1978-1974	(OE Material For Strut Performance And Longevity, Contains Bumper)	K90462 ‡	2	F128
Strut Rod Bushing				
1978-1974		K9215	1	F126
Sway Bar Repair Kit				
1978-1974	(Heavy Duty Design) (Standard Design) 5.5" Length, (Includes Polyurethane Bushings And Solid Metal Sleeve For Enhanced Performance. Barrel Nut Allows For Easier Installation.)	K8989 ‡ K5255 K700528 ‡	2 2 2	F128 F128 F128

STEERING

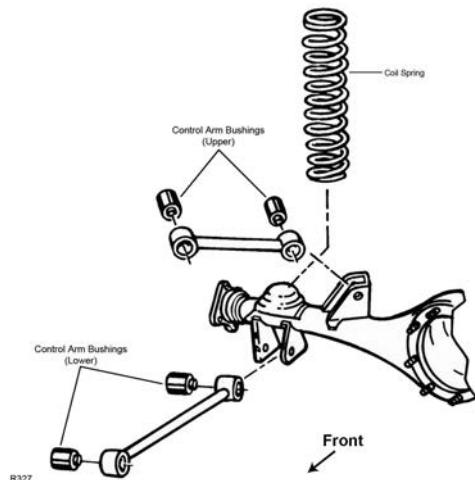


S224

Year	Model/Application	Part	P/C Qty	Figure
Tie Rod Adjuster				
1978-1974		ES458S	2	S224
Tie Rod End				
1978-1974		Left Outer Right Outer Left Inner Right Inner	1 1 1 1	S224 S224 S224 S224

DATSUN-B210 (Cont.)

REAR SUSPENSION

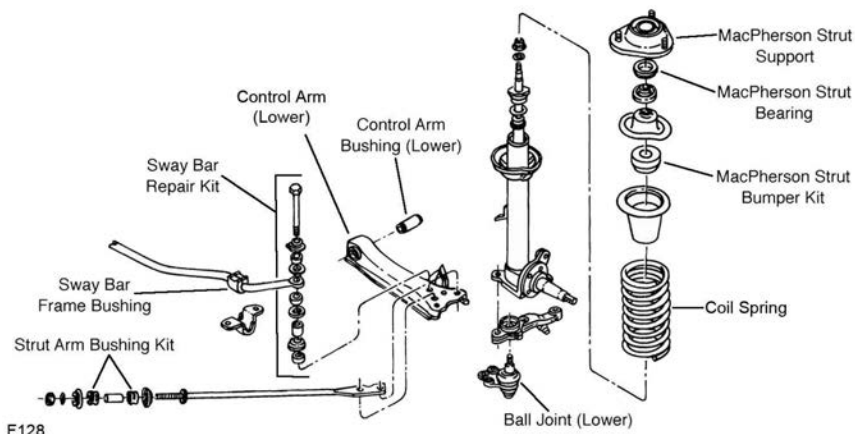


R327

Year	Model/Application	Part	P/C Qty	Figure
Control Arm Bushing				
1978		Lower	K201120	4 R327

DATSUN-F10

FRONT SUSPENSION



F128

Year	Model/Application	Part	P/C Qty	Figure
Strut Bumper Bellows				
1978-1976	(OE Material For Strut Performance And Longevity, Contains Bumper)		K90462 ‡	2 F128
Sway Bar Repair Kit				
1978-1976	(Includes Polyurethane Bushings And Solid Metal Sleeve For Enhanced Performance. Barrel Nut Allows For Easier Installation.) (Standard Design)		K700525 ‡ K9224	2 2

DESOTO-Adventurer

FRONT SUSPENSION

Year	Model/Application	Part	P/C Qty	Figure
Ball Joint				
1960	(Powdered Metal Gusher Brg. For Better Lubrication) (Threaded Type, Powdered Metal Gusher Brg. For Better Lubrication)	Upper Lower	K772 ‡ K719 ‡	2 2
1959	(Powdered Metal Gusher Brg. For Better Lubrication)	Upper	K778 ‡	2
1957	(Powdered Metal Gusher Brg. For Better Lubrication)	Upper	K778 ‡	2
Control Arm Bushing				
1960-1959	1.129" Outside Diameter, (Contains Front And Rear Bushings)	Upper	K325	1

(Cont.) Adventurer-DESOTO

FRONT SUSPENSION (Cont.)				
Year	Model/Application	Part	P/C Qty	Figure
Strut Rod Bushing				
1960-1959		K7039	1	
1957		K7039	1	
STEERING				
Year	Model/Application	Part	P/C Qty	Figure
Tie Rod Adjusting Sleeve				
1960-1959		ES2004S	2	
1957-1956		ES2004S	2	
REAR SUSPENSION				
Year	Model/Application	Part	P/C Qty	Figure
Leaf Spring Bolt Kit				
1960	Fixed End	K150236	2	
Leaf Spring Shackle Bushing				
1960-1959	(Split Type Bushing)	K7308	4	
1957-1956	(Split Type Bushing)	K7308	4	

Custom-DESOTO

STEERING				
Year	Model/Application	Part	P/C Qty	Figure
Tie Rod End				
1948-1946	.688" - 18 Threads, 3.410" Length, (Includes Sunoloy-Coated Metal Bearing To Combine Durability With Smooth Stud Swing)	Right Outer	ES158L ‡	1
		Inner	ES158R ‡	2
REAR SUSPENSION				
Year	Model/Application	Part	P/C Qty	Figure
Leaf Spring Shackle Bushing				
1952-1946		K200917	8	

Deluxe-DESOTO

STEERING				
Year	Model/Application	Part	P/C Qty	Figure
Tie Rod End				
1948-1946	.688" - 18 Threads, 3.410" Length, (Includes Sunoloy-Coated Metal Bearing To Combine Durability With Smooth Stud Swing)	Right Outer	ES158L ‡	1
		Inner	ES158R ‡	2
REAR SUSPENSION				
Year	Model/Application	Part	P/C Qty	Figure
Leaf Spring Shackle Bushing				
1952-1946		K200917	8	

DeSoto-DESOTO

FRONT SUSPENSION				
Year	Model/Application	Part	P/C Qty	Figure
Ball Joint				
1961	(Powdered Metal Gusher Brg. For Better Lubrication) (Threaded Type, Powdered Metal Gusher Brg. For Better Lubrication)	Upper	K772 ‡	2
		Lower	K719 ‡	2
Control Arm Bushing				
1961	(Contains Front And Rear Bushings)	Upper	K325	1
Strut Rod Bushing				
1961		K7039	1	

DESOTO-DeSoto (Cont.)

STEERING				
Year	Model/Application	Part	P/C Qty	Figure
Tie Rod Adjusting Sleeve				
1961		ES2004S	2	
REAR SUSPENSION				
Year	Model/Application	Part	P/C Qty	Figure
Leaf Spring Bolt Kit				
1961	Fixed End	K150236	2	
Leaf Spring Shackle Bushing				
1961	(Split Type Bushing)	K7308	4	

DESOTO-Firedome

FRONT SUSPENSION				
Year	Model/Application	Part	P/C Qty	Figure
Ball Joint				
1959-1957	(Powdered Metal Gusher Brg. For Better Lubrication)	Upper	K778 ‡	2
Control Arm Bushing				
1959	1.129" Outside Diameter, (Contains Front And Rear Bushings)	Upper	K325	1
Strut Rod Bushing				
1959-1957			K7039	1
STEERING				
Year	Model/Application	Part	P/C Qty	Figure
Tie Rod Adjusting Sleeve				
1959-1955		ES2004S	2	
REAR SUSPENSION				
Year	Model/Application	Part	P/C Qty	Figure
Leaf Spring Shackle Bushing				
1959-1954	(Split Type Bushing)		K7308	4
1953-1952			K200917	8

DESOTO-Fireflite

FRONT SUSPENSION				
Year	Model/Application	Part	P/C Qty	Figure
Ball Joint				
1960	(Powdered Metal Gusher Brg. For Better Lubrication)	Upper	K772 ‡	2
	(Threaded Type, Powdered Metal Gusher Brg. For Better Lubrication)	Lower	K719 ‡	2
1959-1957	(Powdered Metal Gusher Brg. For Better Lubrication)	Upper	K778 ‡	2
Control Arm Bushing				
1960	(Contains Front And Rear Bushings)	Upper	K325	1
1959	1.129" Outside Diameter, (Contains Front And Rear Bushings)	Upper	K325	1
Strut Rod Bushing				
1960-1957			K7039	1
STEERING				
Year	Model/Application	Part	P/C Qty	Figure
Tie Rod Adjusting Sleeve				
1960-1955		ES2004S	2	
REAR SUSPENSION				
Year	Model/Application	Part	P/C Qty	Figure
Leaf Spring Bolt Kit				
1960	Fixed End	K150236	2	
Leaf Spring Shackle Bushing				
1960-1955	(Split Type Bushing)		K7308	4

Firesweep-DESOTO

FRONT SUSPENSION				
Year	Model/Application	Part	P/C Qty	Figure
Ball Joint				
1959-1957	(Powdered Metal Gusher Brg. For Better Lubrication) (Threaded Type, Powdered Metal Gusher Brg. For Better Lubrication)	Upper Lower	K772 ‡ K719 ‡	2 2
Control Arm Bushing				
1959	1.129" Outside Diameter, (Contains Front And Rear Bushings)	Upper	K325	1
Strut Rod Bushing				
1959-1957			K7039	1
STEERING				
Year	Model/Application	Part	P/C Qty	Figure
Tie Rod Adjusting Sleeve				
1959-1957			ES2004S	2
REAR SUSPENSION				
Year	Model/Application	Part	P/C Qty	Figure
Leaf Spring Bolt				
1959-1957		Fixed End	K150193	2
Leaf Spring Shackle Bushing				
1959-1957	(Split Type Bushing)		K7308	4

Powermaster-DESOTO

REAR SUSPENSION				
Year	Model/Application	Part	P/C Qty	Figure
Leaf Spring Shackle Bushing				
1954	(Split Type Bushing)		K7308	4
1953			K200917	8

024-DODGE

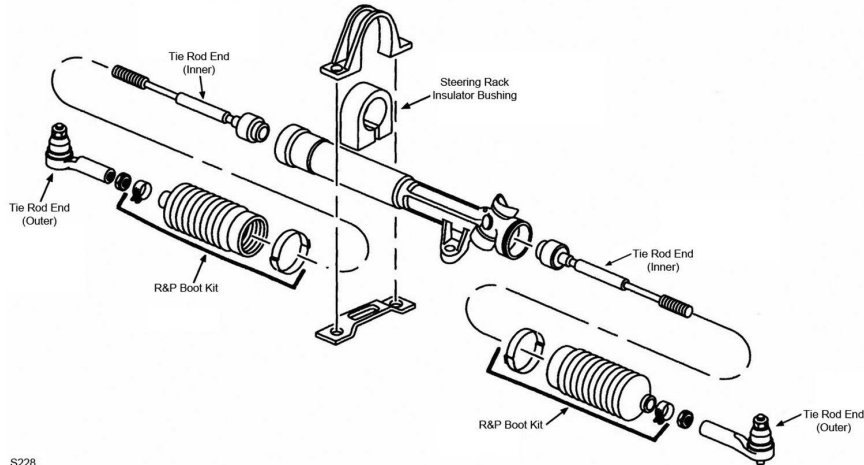
FRONT SUSPENSION				
Year	Model/Application	Part	P/C Qty	Figure
Ball Joint				
1981	(Full Ball Stud Provides 360 Degrees Of Smooth Rotation)	Lower	K7115 ‡	2 F173
Control Arm Bushing				
1981		Lower	K7099	2 F173
Strut Bumper Bellows				
1981	(Replacement Type, Contains Bumper)		K90460	2 F173
Strut Mount				
1981	(Contains Bearing, Contains Spacer)		K7179	2 F173

DODGE-024 (Cont.)

FRONT SUSPENSION (Cont.)

Year	Model/Application	Part	P/C Qty	Figure
Strut Rod Bushing				
1981	(Improved Design)	K7098	1	F173
Sway Bar Bushing				
1981	1" Sway Bar Diameter	To Frame K7109	1	F173
Wheel Hub Repair Kit				
1981		518500	2	

STEERING



S228

S228

Year	Model/Application	Part	P/C Qty	Figure
Rack & Pinion Boot Kit				
1981	Rack Marked 7846704, Power Steering Saginaw Rack Marked 7841002, Power Steering	Left K6298 Left K6298	1 1	S228 S228
Steering Rack Insulator Bushing				
1981	1 Mounting Bushing, Power Steering Power Steering, (Contains Left And Right Bushings)	K7113 K7112	1 1	S228 S228
Tie Rod End				
1981	(Powdered Metal Gusher Brg. For Better Lubrication) Rack & Pinion Manual, Internally Threaded Racks Or Gears Marked 230, (Full Ball Stud Provides 360 Degrees Of Smooth Rotation) Rack & Pinion Power, (Full Ball Stud Provides 360 Degrees Of Smooth Rotation)	Outer ES3008RL ‡ Inner EV126 ‡ Inner EV116 ‡	2 2 2	S228 S228 S228

REAR SUSPENSION

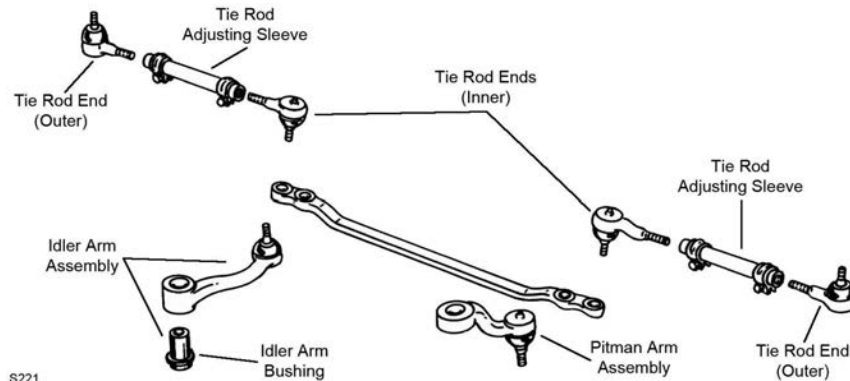
Year	Model/Application	Part	P/C Qty	Figure
Leaf Spring Shackle Bushing				
1981	(Split Type Bushing)	Upper Rear K7308	2	

DODGE-330

FRONT SUSPENSION

Year	Model/Application	Part	P/C Qty	Figure
Ball Joint				
1964-1963	(Powdered Metal Gusher Brg. For Better Lubrication)	Upper K772 ‡	2	
Control Arm Bushing				
1964-1963	(Optional, Eccentric Bushing, Provides Additional Positive(+) Camber Adjustment) (Standard Design, Contains Front And Rear Bushings)	Upper K7103 Upper K408 Lower K791	2 1 2	
Strut Rod Bushing				
1964-1963	(Improved Design)	K7039	1	

STEERING



S221

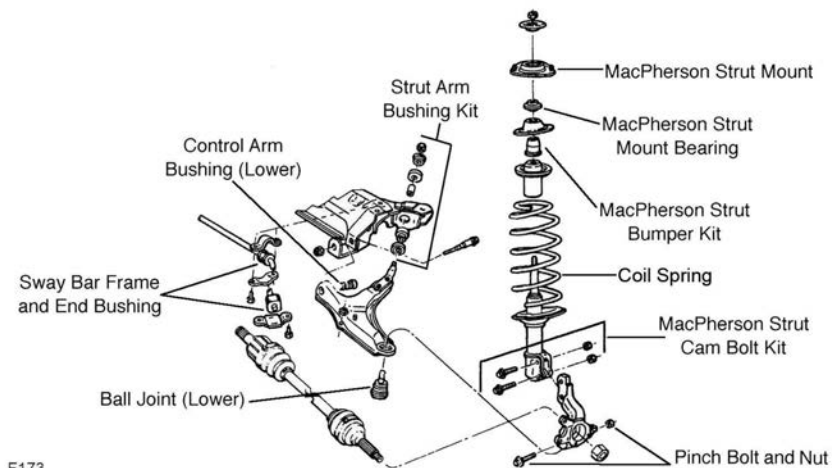
Year	Model/Application	Part	P/C Qty	Figure
Idler Arm				
1964-1963	(Powdered Metal Gusher Brg. For Better Lubrication)	K779 ‡	1	S221
Tie Rod Adjusting Sleeve				
1964-1963		ES319S	2	S221
Tie Rod End				
1964-1963	(Powdered Metal Gusher Brg. For Better Lubrication)	Outer ES319R ‡	2	S221
	(Powdered Metal Gusher Brg. For Better Lubrication)	Inner ES319L ‡	2	S221

REAR SUSPENSION

Year	Model/Application	Part	P/C Qty	Figure
Leaf Spring Shackle Bushing				
1964	(Split Type Bushing)	Upper Rear K7308	2	

400-DODGE

FRONT SUSPENSION



F173

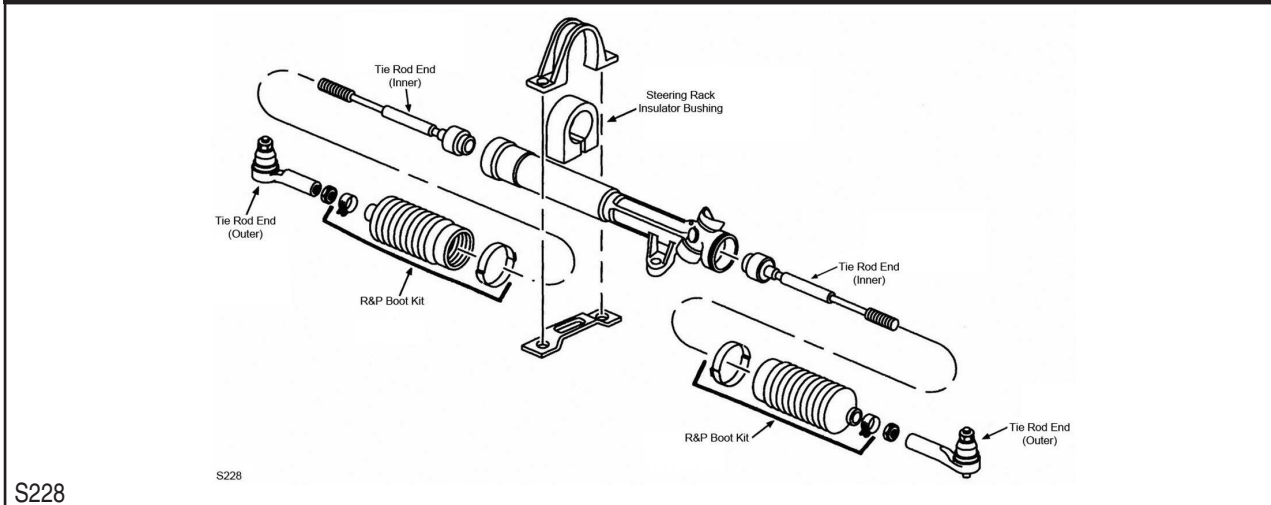
Year	Model/Application	Part	P/C Qty	Figure
Ball Joint				
1983-1982	(Full Ball Stud Provides 360 Degrees Of Smooth Rotation)	Lower K7115 ‡	2	F173
Control Arm Bushing				
1983-1982		Lower K7099	2	F173
Strut Bumper Bellows				
1983-1982	(Replacement Type, Contains Bumper)	K90460	2	F173
Strut Mount				
1983	(Contains Bearing, Contains Spacer)	K7150	2	F173
1982	(Contains Bearing, Contains Spacer)	K7179	2	F173

DODGE-400 (Cont.)

FRONT SUSPENSION (Cont.)

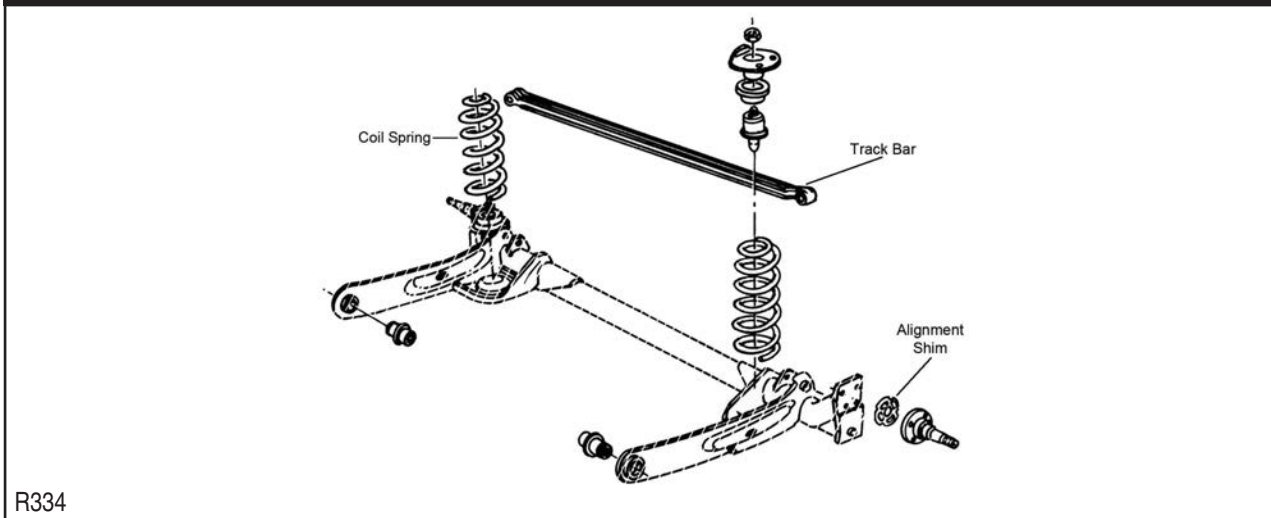
Year	Model/Application	Part	P/C Qty	Figure	
Strut Rod Bushing					
1983-1982	(Improved Design)	K7098	1	F173	
Sway Bar Bushing					
1983	1-1/8" Sway Bar Diameter	To Arm K7220	1	F173	
1983-1982	1" Sway Bar Diameter, (Contains Thermoplastic Bushings And Universal Mounting Bracket)	To Frame	K8793 ‡	1	F173
		To Arm	K7142	1	F173
		To Arm	K7143	1	F173
		To Frame	K7135	1	F173
Wheel Hub Repair Kit					
1983-1982		518500	2		

STEERING



Year	Model/Application	Part	P/C Qty	Figure	
Rack & Pinion Boot Kit					
1983-1982	Saginaw Rack Marked 7841002, Power Steering	Left	K6298	1	S228
	TRW Rack Marked 25-1, TRW Rack Marked 25-6, Power Steering, (High Temperature)		K8441	2	S228
Steering Rack Insulator Bushing					
1983-1982	Power Steering	K7113	1	S228	
Tie Rod End					
1983-1982	(Powdered Metal Gusher Brg. For Better Lubrication)	Outer	ES3008RL ‡	2	S228
	Rack & Pinion Manual, Internally Threaded Racks, (Full Ball Stud Provides 360 Degrees Of Smooth Rotation)	Inner	EV126 ‡	2	S228
	Rack & Pinion Power, 1 Piece Rack, Saginaw Design Rack And Pinion Gear, (Full Ball Stud Provides 360 Degrees Of Smooth Rotation)	Inner	EV116 ‡	2	S228
	Rack & Pinion Power, TRW Design Rack And Pinion Gear, (Full Ball Stud Provides 360 Degrees Of Smooth Rotation)	Inner	EV115 ‡	2	S228

REAR SUSPENSION

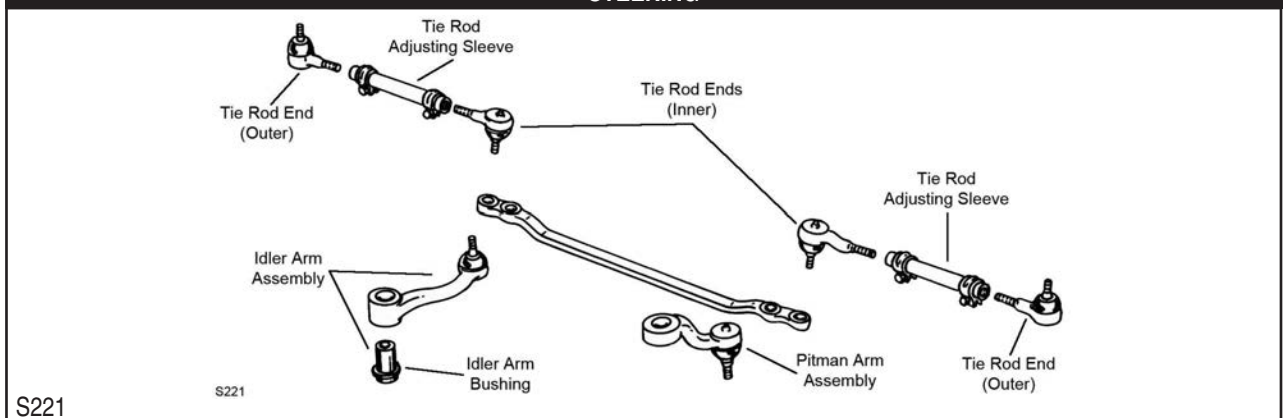


REAR SUSPENSION (Cont.)

Year	Model/Application	Part	P/C Qty	Figure
Track Bar				
1983-1982	(Contains Bushings)	K7163	1	R334

440-DODGE**FRONT SUSPENSION**

Year	Model/Application	Part	P/C Qty	Figure
Ball Joint				
1964-1963	(Powdered Metal Gusher Brg. For Better Lubrication)	Upper	K772 ‡	2
Control Arm Bushing				
1964-1963	(Optional, Eccentric Bushing, Provides Additional Positive(+) Camber Adjustment) (Standard Design, Contains Front And Rear Bushings)	Upper Upper Lower	K7103 K408 K791	2 1 2
Strut Rod Bushing				
1964-1963	(Improved Design)		K7039	1

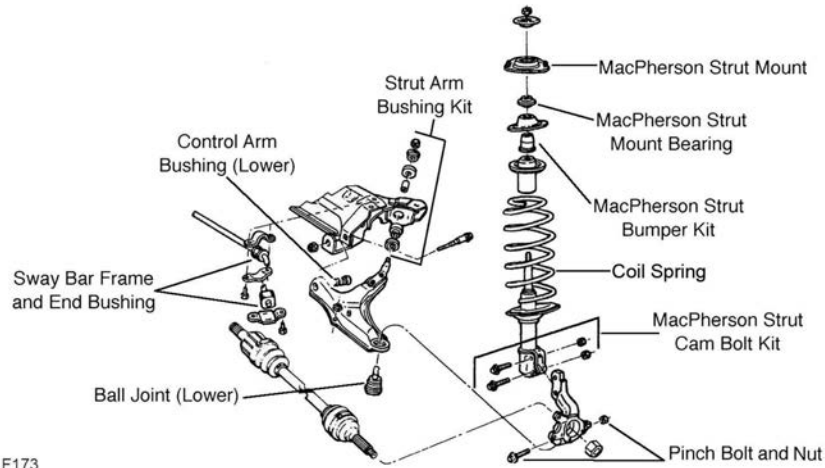
STEERING

Year	Model/Application	Part	P/C Qty	Figure
Idler Arm				
1964-1963	(Powdered Metal Gusher Brg. For Better Lubrication)		K779 ‡	1
Tie Rod Adjusting Sleeve				
1964-1963			ES319S	2
Tie Rod End				
1964-1963	(Powdered Metal Gusher Brg. For Better Lubrication) (Powdered Metal Gusher Brg. For Better Lubrication)	Outer Inner	ES319R ‡ ES319L ‡	2 2

REAR SUSPENSION

Year	Model/Application	Part	P/C Qty	Figure
Leaf Spring Shackle Bushing				
1964	(Split Type Bushing)	Upper Rear	K7308	2

FRONT SUSPENSION

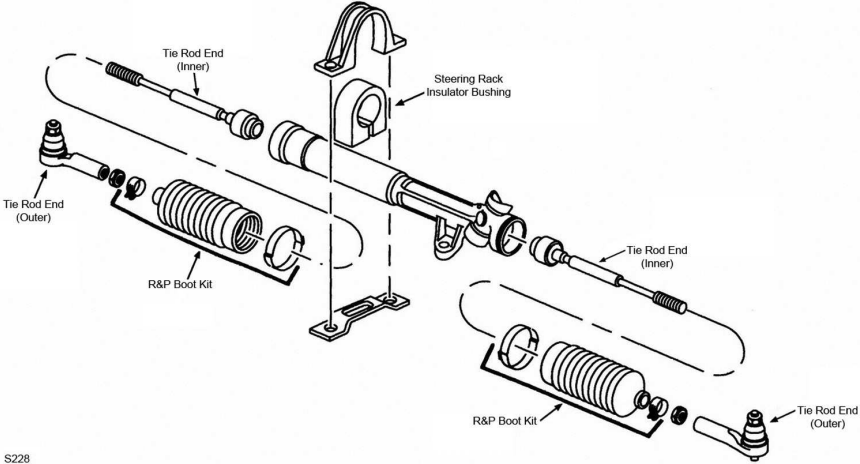


F173

F173

Year	Model/Application	Part	P/C Qty	Figure
Ball Joint				
1988-1984	(Full Ball Stud Provides 360 Degrees Of Smooth Rotation)	Lower	K7147 ‡	2 F173
1983	(Full Ball Stud Provides 360 Degrees Of Smooth Rotation)	Lower	K7115 ‡	2 F173
Control Arm Bushing				
1988-1983		Lower	K7099	2 F173
Control Arm with Ball Joint				
1988-1984	Standard Suspension, (R-Series)	Left Lower	RK621311	1 F173
	Standard Suspension, (R-Series)	Right Lower	RK621312	1 F173
Strut Bearing Spacer				
1988-1987	(Spacer)		K7378	2 F173
1986	From 1/2/86, (Spacer)		K7378	2 F173
Strut Bumper Bellows				
1988-1984	(Contains Bumper)		K90463	2 F173
1983	(Replacement Type, Contains Bumper)		K90460	2 F173
Strut Mount				
1988-1987	(Contains Bearing)		K7175	2 F173
1986	From 1/2/86, (Contains Bearing)		K7175	2 F173
1983	(Contains Bearing, Contains Spacer)		K7150	2 F173
Strut Rod Bushing				
1983	(Improved Design)		K7098	1 F173
Strut Rod Bushing Kit				
1988-1984	(Improved Design)		K7145	1
Strut Spring Seat				
1988-1987	(Spring Seat Only)	Upper	K7333	2 F173
		Lower	K7338	2 F173
	(Spacer Plate Only)		K7377	2 F173
1986	From 1/2/86, (Spring Seat Only)	Upper	K7333	2 F173
	From 1/2/86	Lower	K7338	2 F173
	From 1/2/86, (Spacer Plate Only)		K7377	2 F173
Sway Bar Bushing				
1988-1984	1" Sway Bar Diameter	To Frame	K7139	1 F173
	1-1/16" Sway Bar Diameter	To Arm	K7219	1 F173
	1-1/16" Sway Bar Diameter	To Frame	K7222	1 F173
	1-1/8" Sway Bar Diameter	To Frame	K7223	1 F173
	15/16" Sway Bar Diameter	To Frame	K7138	1 F173
1988-1983	1-1/8" Sway Bar Diameter	To Arm	K7220	1 F173
1986-1983	15/16" Sway Bar Diameter	To Arm	K7142	1 F173
1983	1" Sway Bar Diameter, (Contains Thermoplastic Bushings And Universal Mounting Bracket)	To Frame	K8793 ‡	1 F173
	31/32" Sway Bar Diameter	To Arm	K7143	1 F173
	7/8" Or 15/16" Sway Bar Diameter	To Frame	K7135	1 F173
Wheel Hub Repair Kit				
1988-1984	(4 Stud Hub)		518501	2
	(5 Stud Hub)		518502	2
1983			518500	2

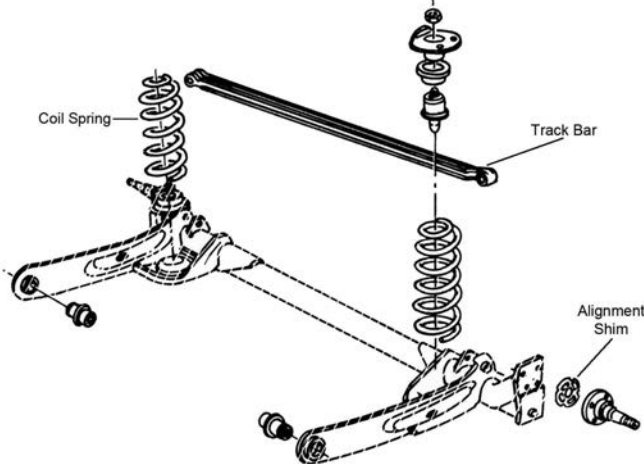
STEERING



S228

Year	Model/Application	Part	P/C Qty	Figure
Rack & Pinion Boot Kit				
1988-1983	TRW Rack Marked 25-1, (High Temperature) TRW Rack Marked 25-6, (High Temperature)	K8441 K8441	2 2	S228 S228
1986-1983	Saginaw Rack Marked 7841002	Left K6298	1	S228
Steering Rack Insulator Bushing				
1988-1987		K7113	1	S228
1986-1984	Power Steering	K7113	1	S228
1983		K7113	1	S228
Tie Rod End				
1988-1986	Rack & Pinion Power, TRW Design Rack And Pinion Gear, (Full Ball Stud Provides 360 Degrees Of Smooth Rotation)	Inner EV128 ‡	2	S228
1988-1983	(Powdered Metal Gusher Brg. For Better Lubrication) Rack & Pinion Power, Saginaw Design Rack And Pinion Gear, (Full Ball Stud Provides 360 Degrees Of Smooth Rotation)	Outer ES3008RL ‡	2	S228
		Inner EV116 ‡	2	S228
1986-1983	Rack & Pinion Manual, Internally Threaded Racks Or Gears Marked 230, (Full Ball Stud Provides 360 Degrees Of Smooth Rotation)	Inner EV126 ‡	2	S228
1985-1983	Rack & Pinion Power, TRW Design Rack And Pinion Gear, (Full Ball Stud Provides 360 Degrees Of Smooth Rotation)	Inner EV115 ‡	2	S228

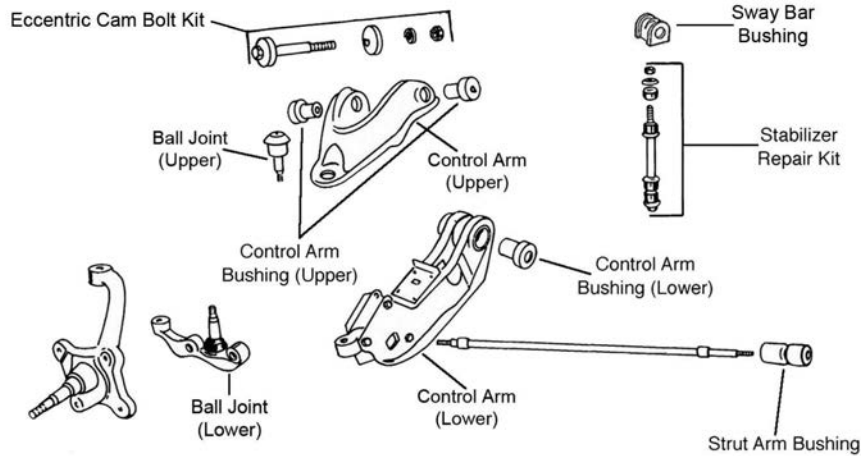
REAR SUSPENSION



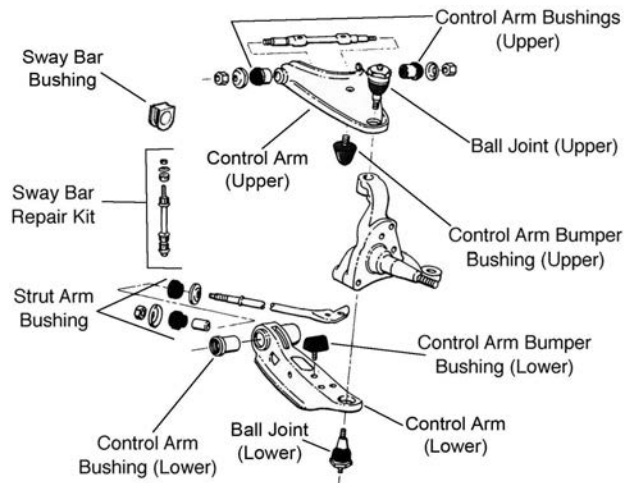
R334

Year	Model/Application	Part	P/C Qty	Figure
Track Bar				
1988-1983	(Contains Bushings)	K7163	1	R334

FRONT SUSPENSION



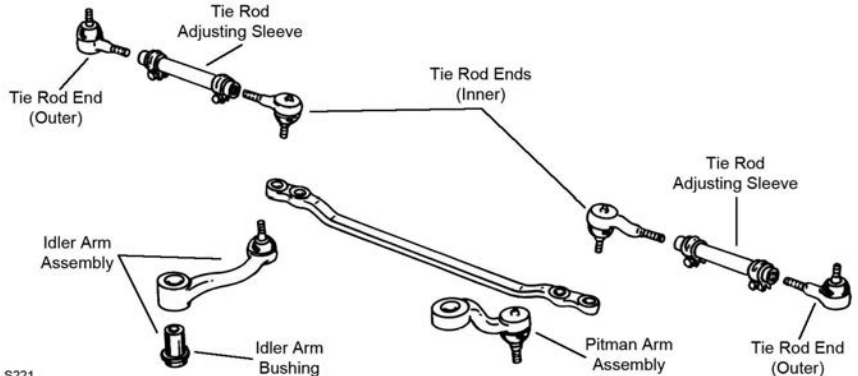
F124



F125

Year	Model/Application	Part	P/C Qty	Figure
Ball Joint				
1964-1962	(Powdered Metal Gusher Brg. For Better Lubrication)	Upper	K772 ‡	2 F125
	(Threaded Type, Powdered Metal Gusher Brg. For Better Lubrication)	Lower	K719 ‡	2 F125
Control Arm Bushing				
1965	(Optional, Eccentric Bushing, Provides Additional Positive(+) Camber Adjustment)	Upper	K7103	2 F124
		Lower	K791	2 F124
1964-1962	(Contains Front And Rear Bushings)	Upper	K325	1 F125
Strut Rod Bushing				
1964-1962			K7039	1 F125
Sway Bar Bushing				
1965		To Strut Rod	K7064	1

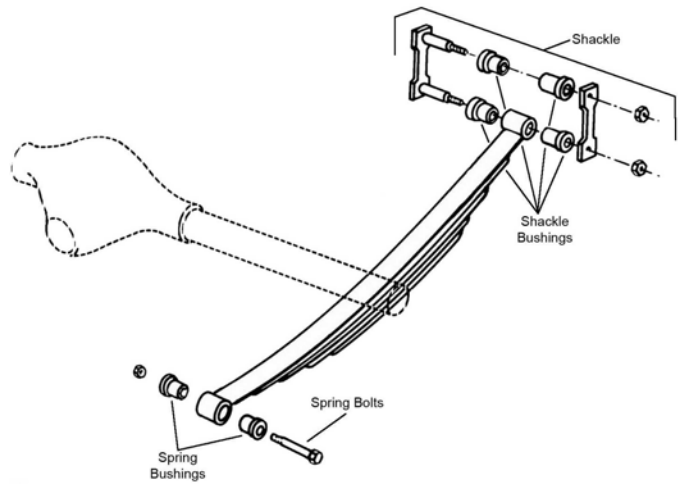
STEERING



S221

Year	Model/Application	Part	P/C Qty	Figure	
Tie Rod Adjusting Sleeve					
1965-1962	4.72" Length	ES2004S	2	S221	
Tie Rod End					
1965	(Powdered Metal Gusher Brg. For Better Lubrication)	Outer	ES352R ‡	2	S221
	5.00" Length, (Powdered Metal Gusher Brg. For Better Lubrication)	Inner	ES355RL ‡	2	S221

REAR SUSPENSION

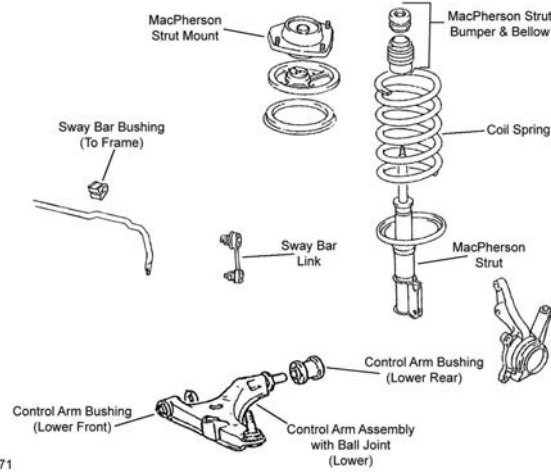


R309

Year	Model/Application	Part	P/C Qty	Figure
Leaf Spring Bolt Kit				
1965	383(6.3L) 413(6.8L)	K150236	2	R309
1964-1962		K150236	2	R309
Leaf Spring Shackle Bushing				
1965-1962	(Split Type Bushing)	K7308	4	R309

DODGE-2000 GTX

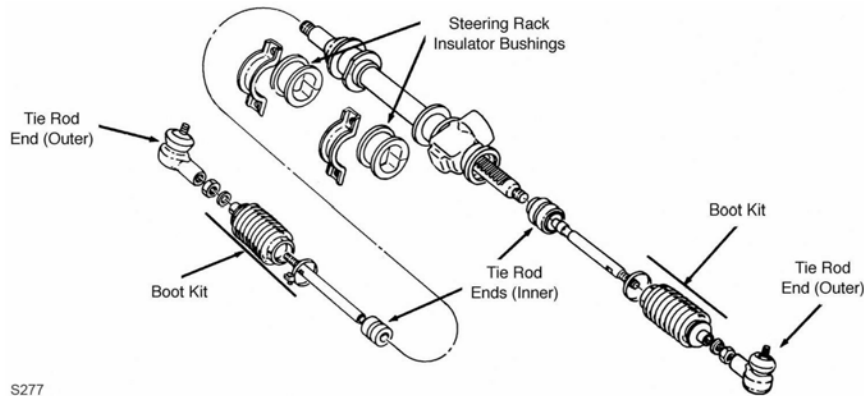
FRONT SUSPENSION



F171

Year	Model/Application	Part	P/C Qty	Figure
Ball Joint				
1990-1989	(Powdered Metal Gusher Brg. For Better Lubrication)	Lower	K9617 ‡	2 F171
Control Arm with Ball Joint				
1989	4G63 SOHC 8 Valve, (R-Series)	Left Lower	RK620485	1 F171
	4G63 SOHC 8 Valve, (R-Series)	Right Lower	RK620484	1 F171
Strut Bumper Bellows				
1990	Except Adjustable Suspension, (Replacement Type, Contains Bumper)		K90460	2 F171
1989	Except Auto Leveling System, (Replacement Type, Contains Bumper)		K90460	2 F171
Sway Bar Link				
1990-1989	(Powdered Metal Gusher Brg. For Better Lubrication)		K80186 ‡	2 F171

STEERING



S277

Year	Model/Application	Part	P/C Qty	Figure
Rack & Pinion Boot Kit				
1990-1989	(Standard Design)		K9877	2 S277
	Power Steering, (High Temperature)		K9358	2 S277
Tie Rod End				
1990-1989	(Powdered Metal Gusher Brg. For Better Lubrication)	Outer	ES2347RL ‡	2 S277
	(Full Ball Stud Provides 360 Degrees Of Smooth Rotation)	Inner	EV236 ‡	2 S277

REAR SUSPENSION

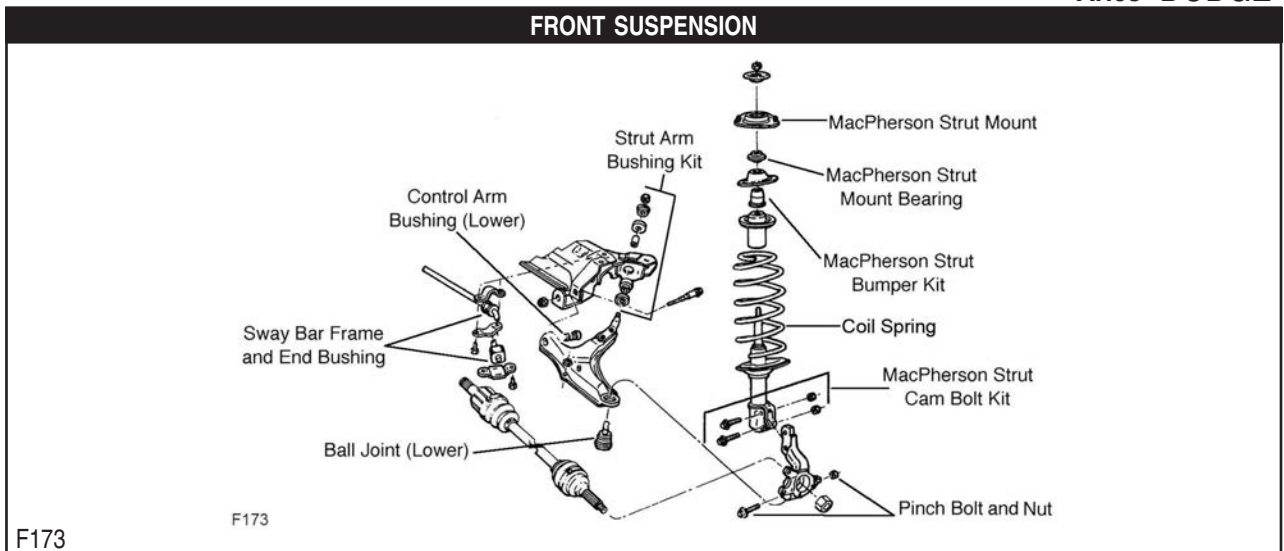
Year	Model/Application	Part	P/C Qty	Figure
Strut Bumper Bellows				
1990	All Wheel Drive, (Replacement Type, Contains Bumper)		K90466	2
1989	(Contains Bumper)		K90467	2
Strut Mounting Kit				
1990-1989	Vehicles Built For Canadian Market, Except Adjustable Suspension		K7226	2

REAR SUSPENSION (Cont.)

Year	Model/Application	Part	P/C Qty	Figure
Sway Bar Repair Kit				
1990	(Bolts Not Included)	K7402	2	
Wheel Hub & Bearing Assembly				
1989		512158	2	

Aries-DODGE

FRONT SUSPENSION



F173

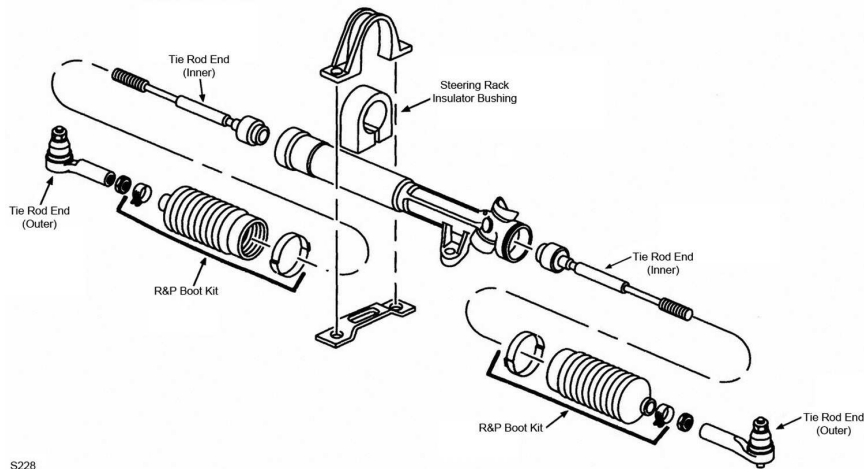
Year	Model/Application	Part	P/C Qty	Figure
Ball Joint				
1989-1984	(Full Ball Stud Provides 360 Degrees Of Smooth Rotation)	Lower	K7147 ‡	2 F173
1983-1981	(Full Ball Stud Provides 360 Degrees Of Smooth Rotation)	Lower	K7115 ‡	2 F173
Control Arm Bushing				
1988-1981		Lower	K7099	2 F173
Control Arm with Ball Joint				
1988-1984	Standard Suspension, (R-Series)	Left Lower	RK621311	1 F173
	Standard Suspension, (R-Series)	Right Lower	RK621312	1 F173
Strut Bearing Spacer				
1989-1987	(Spacer)		K7378	2 F173
1986	From 1/2/86, (Spacer)		K7378	2 F173
Strut Bumper Bellows				
1989-1984	(Contains Bumper)		K90463	2 F173
1983-1981	(Replacement Type, Contains Bumper)		K90460	2 F173
Strut Mount				
1989-1987	(Contains Bearing)		K7175	2 F173
1986	From 1/2/86, (Contains Bearing)		K7175	2 F173
1983	(Contains Bearing, Contains Spacer)		K7150	2 F173
1982-1981	(Contains Bearing, Contains Spacer)		K7179	2 F173
Strut Rod Bushing				
1989-1981	(Improved Design)	To Frame	K7098	1 F173
Strut Rod Bushing Kit				
1988-1984	(Improved Design)		K7145	1 F173
Strut Spring Seat				
1989-1987	(Spring Seat Only)	Upper	K7333	2 F173
		Lower	K7338	2 F173
	(Spacer Plate Only)		K7377	2 F173
1986	From 1/2/86, (Spring Seat Only)	Upper	K7333	2 F173
	From 1/2/86	Lower	K7338	2 F173
	From 1/2/86, (Spacer Plate Only)		K7377	2 F173
Sway Bar Bushing				
1989-1984	1" Sway Bar Diameter	To Frame	K7139	1 F173
	1-1/16" Sway Bar Diameter	To Arm	K7219	1 F173

DODGE-Aries (Cont.)

FRONT SUSPENSION (Cont.)

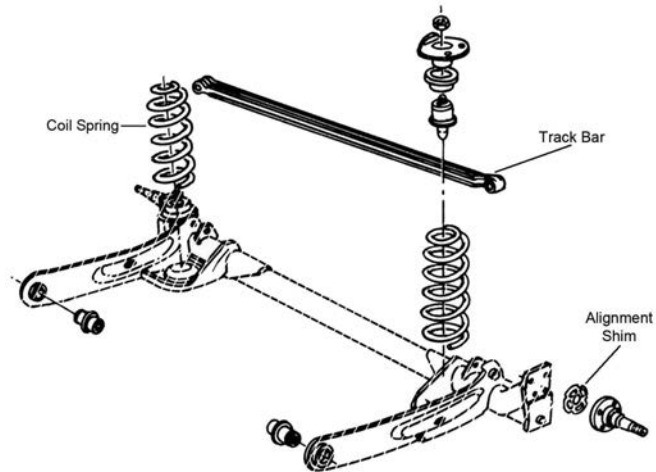
Year	Model/Application	Part	P/C Qty	Figure
Sway Bar Bushing				
1989-1984 (Cont.)	1-1/16" Sway Bar Diameter	To Frame	K7222	1 F173
	1-1/8" Sway Bar Diameter	To Frame	K7223	1 F173
	15/16" Sway Bar Diameter	To Frame	K7138	1 F173
1989-1982	1-1/8" Sway Bar Diameter	To Arm	K7220	1 F173
1986-1982	15/16" Sway Bar Diameter	To Arm	K7142	1 F173
	31/32" Sway Bar Diameter	To Arm	K7143	1 F173
1983-1982	1" Sway Bar Diameter, (Contains Thermoplastic Bushings And Universal Mounting Bracket)	To Frame	K8793 ‡	1 F173
		To Frame	K7135	1 F173
1981	1" Sway Bar Diameter	To Frame	K7109	1 F173
Wheel Hub Repair Kit				
1989-1984	(4 Stud Hub)		518501	2
	(5 Stud Hub)		518502	2
1983-1981			518500	2

STEERING



Year	Model/Application	Part	P/C Qty	Figure
Rack & Pinion Boot Kit				
1989-1981	TRW Rack Marked 25-1, TRW Rack Marked 25-6, Power Steering, (High Temperature)		K8441	2 S228
1986-1983	Saginaw Rack Marked 7841002, Power Steering	Left	K6298	1 S228
Steering Rack Insulator Bushing				
1989-1981	Power Steering		K7113	1 S228
Tie Rod End				
1989-1986	Rack & Pinion Power, TRW Design Rack And Pinion Gear, (Full Ball Stud Provides 360 Degrees Of Smooth Rotation)	Inner	EV128 ‡	2 S228
1989-1981	(Powdered Metal Gusher Brg. For Better Lubrication)	Outer	ES3008RL ‡	2 S228
	Rack & Pinion Manual, Internally Threaded Racks, (Full Ball Stud Provides 360 Degrees Of Smooth Rotation)	Inner	EV126 ‡	2 S228
	Rack & Pinion Power, Saginaw Design Rack And Pinion Gear, (Full Ball Stud Provides 360 Degrees Of Smooth Rotation)	Inner	EV116 ‡	2 S228
1985-1981	Rack & Pinion Power, TRW Design Rack And Pinion Gear, (Full Ball Stud Provides 360 Degrees Of Smooth Rotation)	Inner	EV115 ‡	2 S228

REAR SUSPENSION

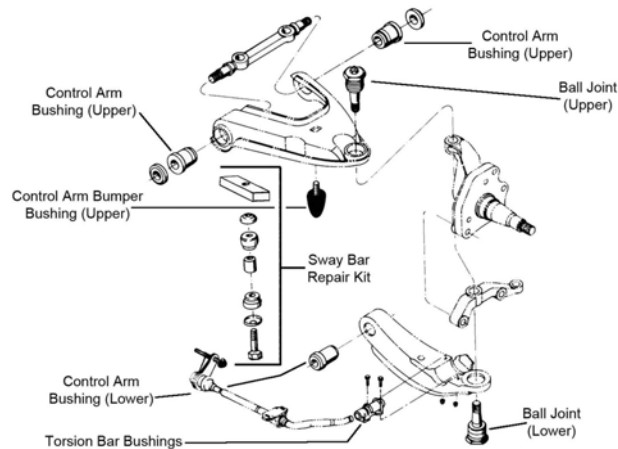


R334

Year	Model/Application	Part	P/C Qty	Figure
Track Bar				
1989-1981	(Contains Bushings)	K7163	1	R334

Aspen-DODGE

FRONT SUSPENSION



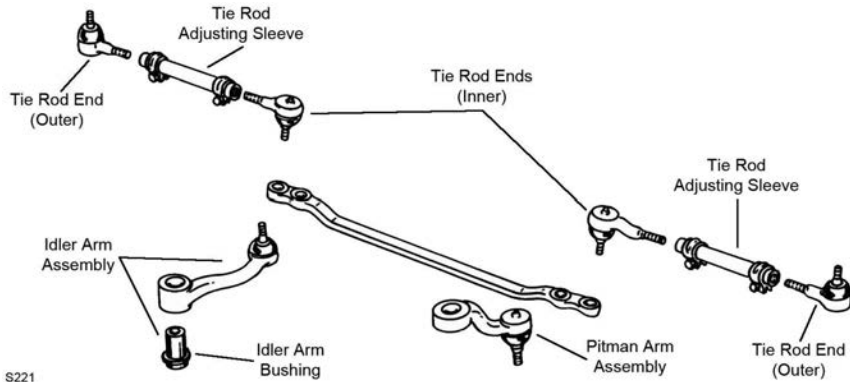
F126

F126

Year	Model/Application	Part	P/C Qty	Figure	
Ball Joint					
1980-1976	(Powdered Metal Gusher Brg. For Better Lubrication)	Upper	K772 ‡	2	F126
	(Press In Type, Powdered Metal Gusher Brg. For Better Lubrication)	Lower	K7069 ‡	2	F126
Control Arm Bumper Bushing					
1980-1976		Upper	K7293	2	F126
Control Arm Bushing					
1980-1976		Lower	K7097	2	F126
Control Arm Bushing Set					
1980-1976	(Contains Front And Rear Bushings)	Upper	K7190 ‡	1	F126
	(Contains Front And Rear Bushings, Standard Design)	Upper	K7084	2	F126
Sway Bar Bushing					
1980-1976	1-1/8" Sway Bar Diameter	To Frame	K7108	1	F126
	Except 1-1/8" Sway Bar Diameter	To Frame	K7092	1	F126
Sway Bar Repair Kit					
1980-1976	(Contains Sleeve)		K7087	2	F126
	(Repair Sleeve Not Included)		K7304	2	F126

DODGE-Aspen (Cont.)

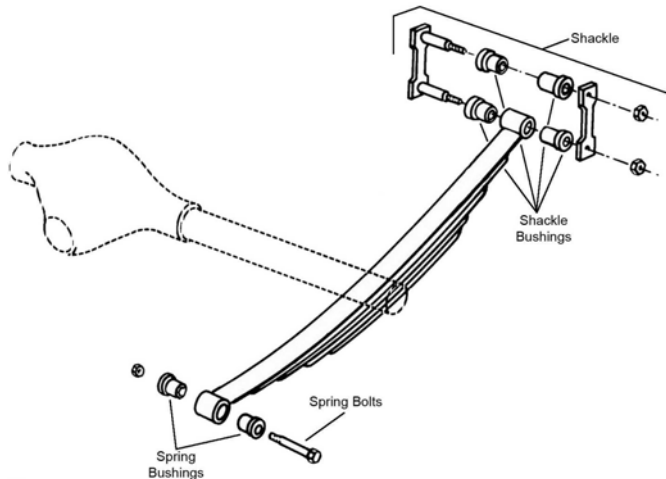
STEERING



S221

Year	Model/Application	Part	P/C Qty	Figure
Idler Arm				
1980-1976	Except Police Or Taxi, (Powdered Metal Gusher Brg. For Better Lubrication)	K7086 ‡	1	S221
Pitman Arm				
1980-1976	Manual Steering, (Greaseable Socket Reduces Corrosion/Wear)	K7100 ‡	1	S221
	Power Steering, (Greaseable Socket Reduces Corrosion/Wear)	K7101 ‡	1	S221
Tie Rod Adjusting Sleeve				
1980-1979	1 1/16" Inside Diameter	ES440S	2	S221
1980-1977	9/16" Inside Diameter	ES2016S	2	S221
1978-1976	(Optional 1 1/16" Diameter Tie Rod Ends Must Be Used)	ES440S	2	S221
1976		ES430S	2	S221
Tie Rod End				
1980-1979	1 1/16" Diameter Rod, (Powdered Metal Gusher Brg. For Better Lubrication)	Outer ES352R ‡	2	S221
	1 1/16" Diameter Rod, (Powdered Metal Gusher Brg. For Better Lubrication)	Inner ES355RL ‡	2	S221
	9/16" Diameter Rod, (Right Hand Threads, Powdered Metal Gusher Brg. For Better Lubrication)	Outer ES401R ‡	2	S221
	9/16" Diameter Rod, (Left Hand Threads, Powdered Metal Gusher Brg. For Better Lubrication)	Inner ES401L ‡	2	S221
1978-1976	(Optional 1 1/16" Diameter Tie Rod Ends Must Be Used, Powdered Metal Gusher Brg. For Better Lubrication)	Outer ES352R ‡	1	S221
	(Right Hand Threads, Powdered Metal Gusher Brg. For Better Lubrication)	Outer ES401R ‡	2	S221
	(Left Hand Threads, Powdered Metal Gusher Brg. For Better Lubrication)	Inner ES401L ‡	2	S221
	(Optional 1 1/16" Diameter Tie Rod Ends Must Be Used, Powdered Metal Gusher Brg. For Better Lubrication)	Inner ES355RL ‡	1	S221

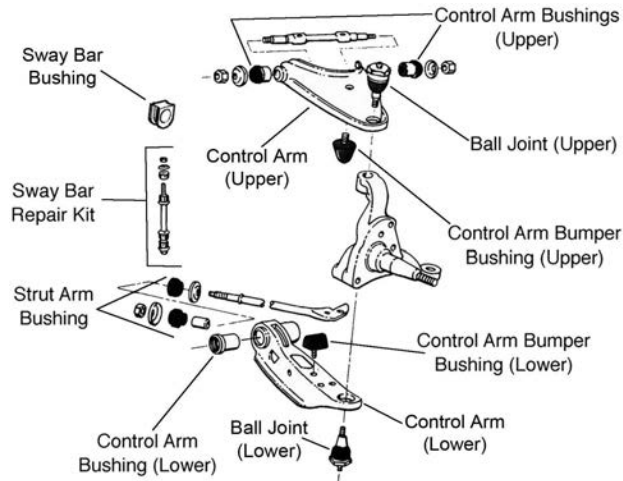
REAR SUSPENSION



R309

Year	Model/Application	Part	P/C Qty	Figure
Leaf Spring Bushing				
1980-1976	Fixed End	SB364	2	R309
Leaf Spring Shackle Bushing				
1980-1976	(Split Type Bushing)	K7308	4	R309

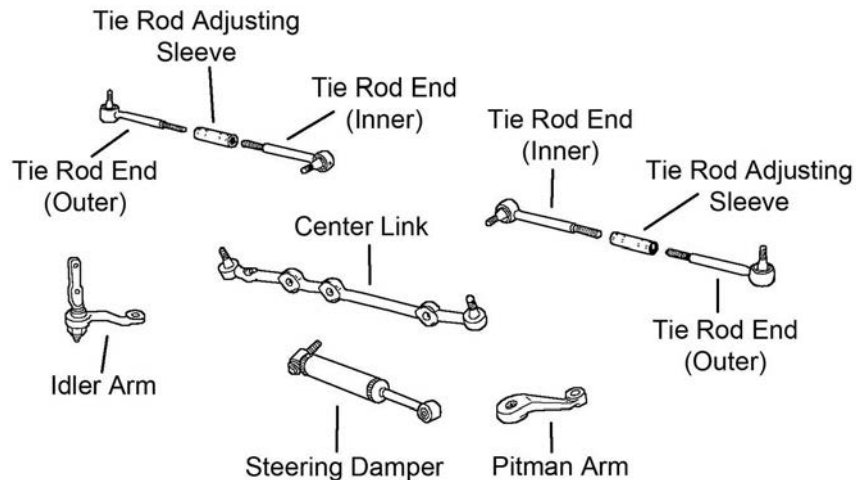
FRONT SUSPENSION



F125

Year	Model/Application	Part	P/C Qty	Figure	
Ball Joint					
1977	(Powdered Metal Gusher Brg. For Better Lubrication)	Upper	K778 ‡	2	F125
	(Powdered Metal Gusher Brg. For Better Lubrication)	Lower	K7025 ‡	2	F125
Control Arm Bumper Bushing					
1977		Upper	K7293	2	F125
Control Arm Bushing					
1977	(Contains Front And Rear Bushings)	Upper	K7070	2	F125
Sway Bar Repair Kit					
1977	(Heavy Duty Design) (Includes Polyurethane Bushings And Solid Metal Sleeve For Enhanced Performance. Barrel Nut Allows For Easier Installation.) (Standard Design)		K6629 ‡ K700535 ‡ K8266	2 2 2	F125 F125 F125

STEERING



S335

Year	Model/Application	Part	P/C Qty	Figure	
Idler Arm					
1977	(Powdered Metal Gusher Brg. For Better Lubrication)		K7073 ‡	1	S335
Idler Arm Bushing Kit					
1977	1.178" Outside Diameter, (For OE Design Idler Arm Only)		K7046	1	
Tie Rod Adjusting Sleeve					
1977	(Optional 11/16" Diameter Tie Rod Ends Must Be Used)		ES440S	2	
Tie Rod End					
1977	(Powdered Metal Gusher Brg. For Better Lubrication)	Outer	ES352R ‡	2	
	(Powdered Metal Gusher Brg. For Better Lubrication)	Inner	ES355RL ‡	2	

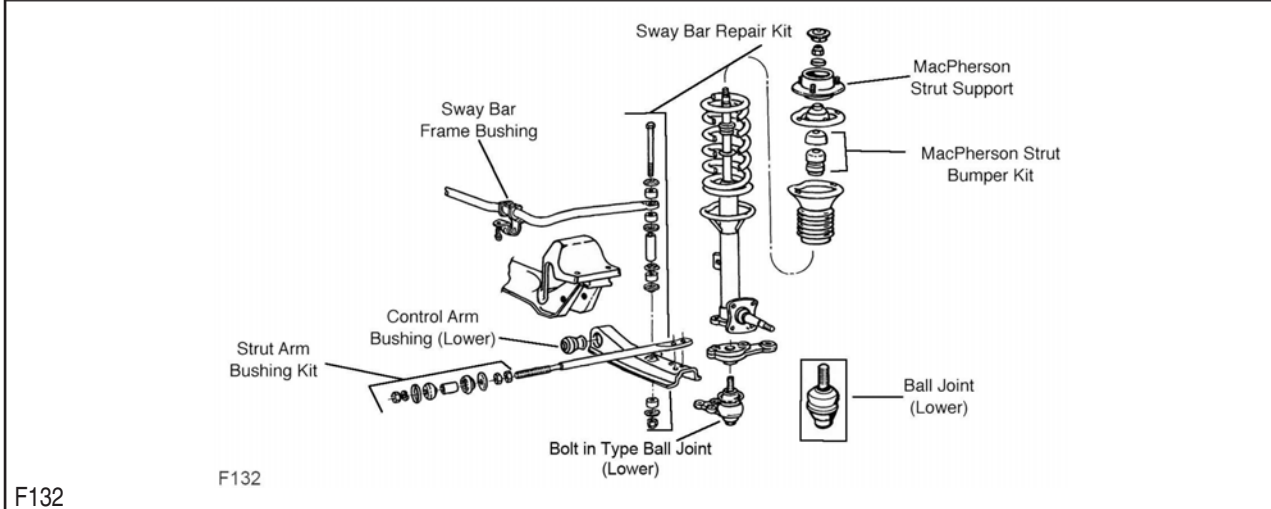
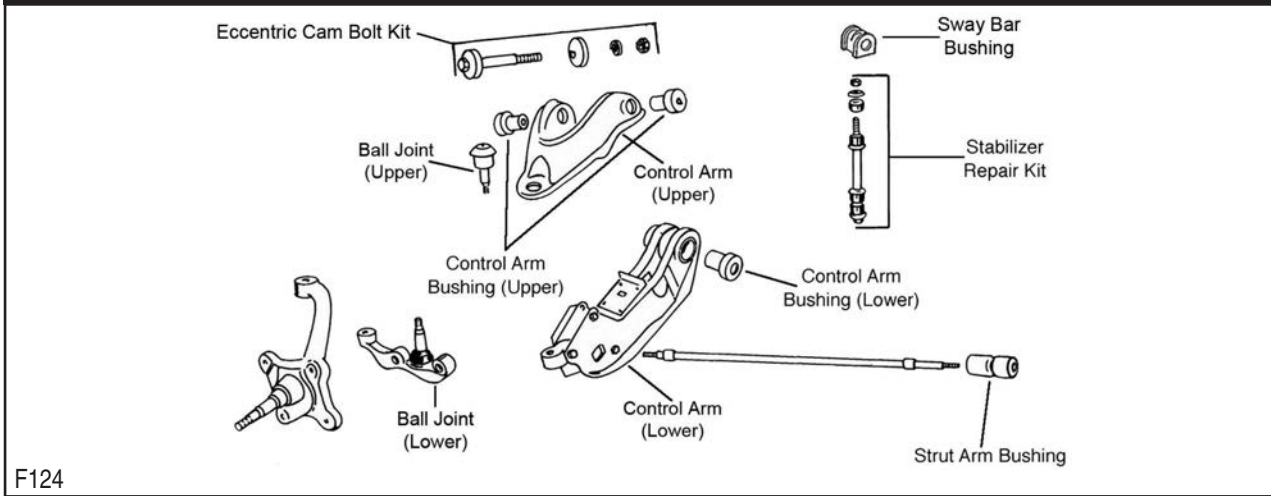
DODGE-Brougham (Cont.)

REAR SUSPENSION

Year	Model/Application	Part	P/C Qty	Figure
Leaf Spring Shackle Bushing				
1977	(Split Type Bushing)	Upper Rear	K7308	2

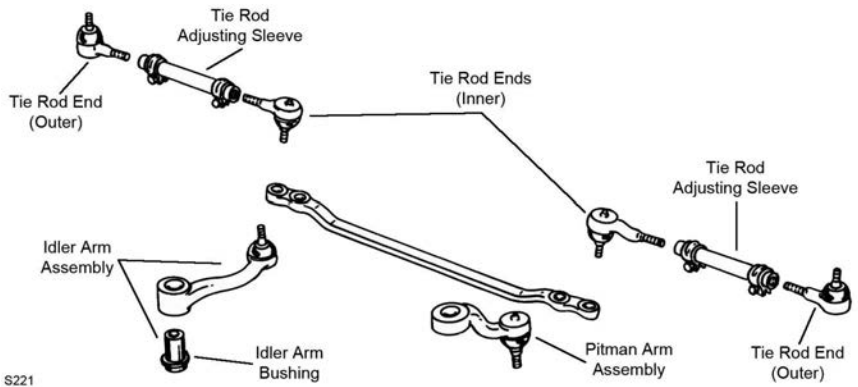
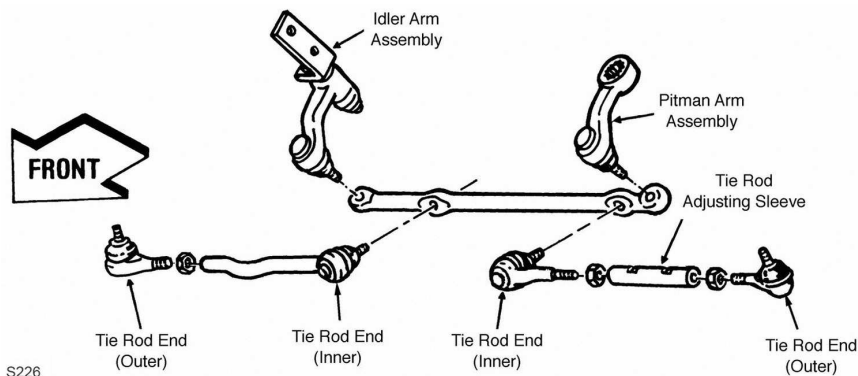
DODGE-Challenger

FRONT SUSPENSION



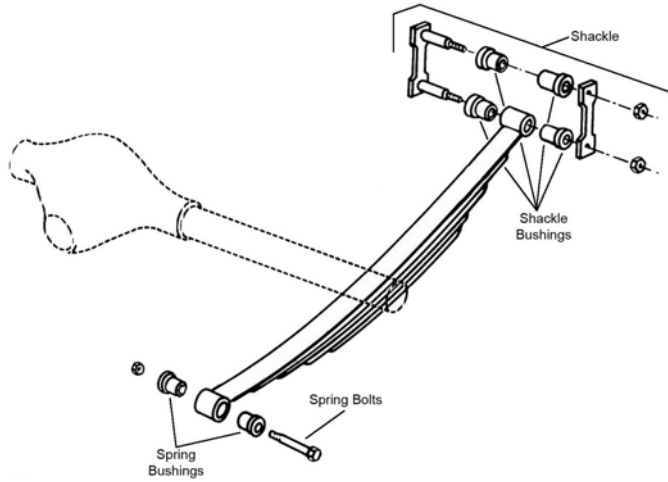
Year	Model/Application	Part	P/C Qty	Figure
Ball Joint				
1980-1978		Lower	K9077	2 F132
1974-1970	(Powdered Metal Gusher Brg. For Better Lubrication) (Powdered Metal Gusher Brg. For Better Lubrication) (Powdered Metal Gusher Brg. For Better Lubrication)	Upper	K772 ‡	2 F124
		Left Lower	K783 ‡	1 F124
		Right Lower	K781 ‡	1 F124
Control Arm Bushing				
1974-1970	(Optional, Eccentric Bushing, Provides Additional Positive(+) Camber Adjustment) (Standard Design, Contains Front And Rear Bushings)	Upper	K7103	2 F124
		Upper	K408	1 F124
		Lower	K791	2 F124
Strut Bumper Bellows				
1983-1978	(OE Material For Strut Performance And Longevity, Contains Bumper)		K90462 ‡	2 F132
Strut Mount				
1983-1981	(Contains Bearing)		K9390	2 F132
Strut Rod Bushing Kit				
1974-1970	(Improved Design) (Standard Design)		K7026	1
			K7016A	1
Sway Bar Bushing				
1974-1970	15/16" Sway Bar Diameter	To Frame	K5241	1 F124

FRONT SUSPENSION (Cont.)

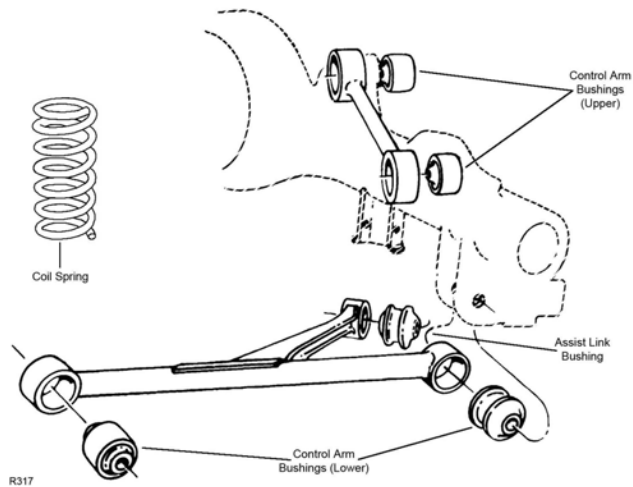
Year	Model/Application	Part	P/C Qty	Figure
Sway Bar Repair Kit				
1983-1978	(Contains Thermoplastic Bushing) 5.5" Length, (Includes Polyurethane Bushings And Solid Metal Sleeve For Enhanced Performance. Barrel Nut Allows For Easier Installation.)	K90129 ‡ K700528 ‡	2 2	F132 F132
1974-1970	5.5" Length, (Includes Polyurethane Bushings And Solid Metal Sleeve For Enhanced Performance. Barrel Nut Allows For Easier Installation.)	K700528 ‡	2	F124
STEERING				
 <p>S221</p>				
 <p>S226</p>				
Year	Model/Application	Part	P/C Qty	Figure
Idler Arm				
1974-1970	(Powdered Metal Gusher Brg. For Better Lubrication)	K7041 ‡	1	S221
Idler Arm Repair Kit				
1983-1978	(For OE Design Idler Arm Only)	K9100	1	S226
Pitman Arm				
1974-1973	Power Steering, (Greaseable Socket Reduces Corrosion/Wear)	K7076 ‡	1	S221
Tie Rod Adjusting Sleeve				
1974-1970		ES319S	2	S221
Tie Rod End				
1983-1978	(Includes Sunoloy-Coated Metal Bearing To Combine Durability With Smooth Stud Swing)	Outer ES2194R ‡ Left Inner ES2197R ‡	2 1	S226 S226
1980-1978		Right Inner ES2198R	1	S226
1974-1970	(Right Hand Threads, Powdered Metal Gusher Brg. For Better Lubrication)	Outer ES401R ‡	2	S221
	(Left Hand Threads, Powdered Metal Gusher Brg. For Better Lubrication)	Inner ES401L ‡	2	S221

DODGE-Challenger (Cont.)

REAR SUSPENSION



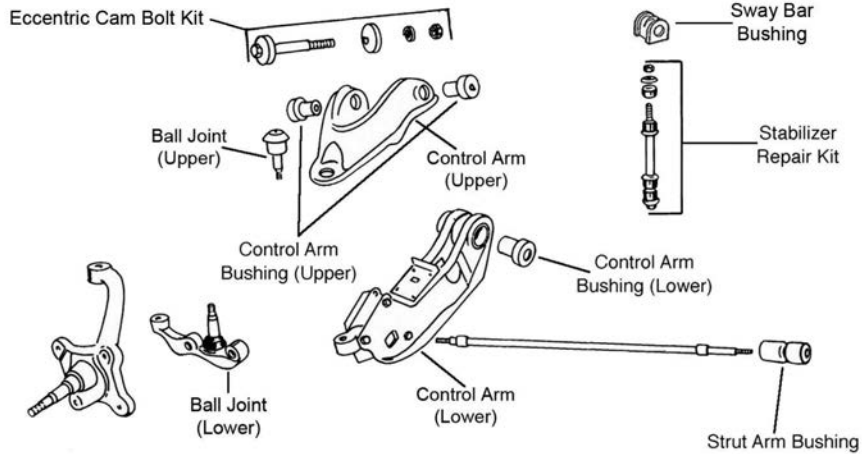
R309



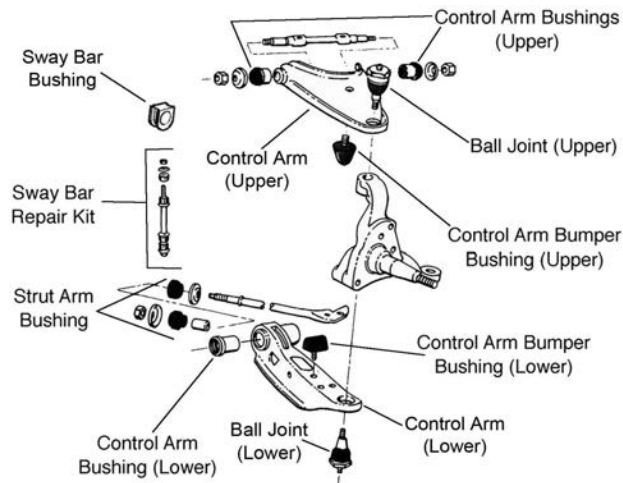
R317

Year	Model/Application	Part	P/C Qty	Figure
Control Arm Bushing				
1983-1979	Lower Rear Inner	K201069	2	R317
1980-1978	Lower Rear Outer	K201036	2	R317
Leaf Spring Bolt Kit				
1973-1970		K150236	2	R309
Leaf Spring Bushing				
1973-1972	(Heavy Duty) Fixed End	K200958	2	R309
Leaf Spring Shackle Bushing				
1974-1970	(Split Type Bushing)	K7308	4	R309

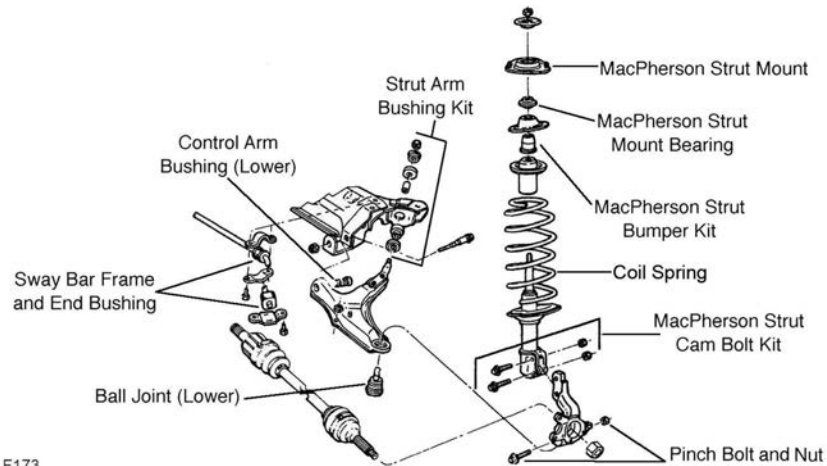
FRONT SUSPENSION



F124



F125



F173

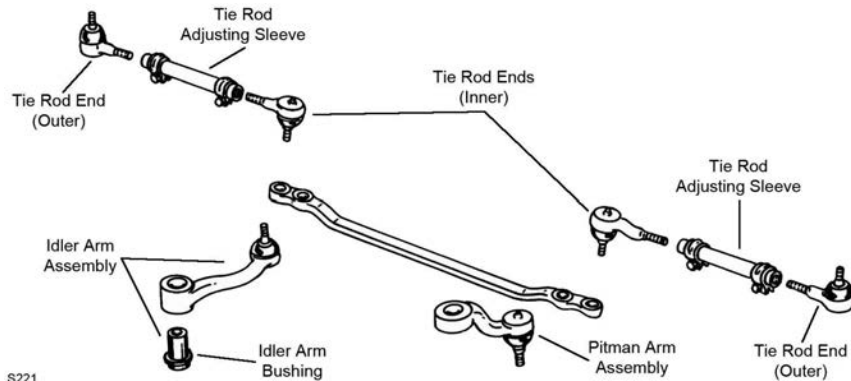
Year	Model/Application	Part	P/C Qty	Figure
Ball Joint				
1987-1984	(Full Ball Stud Provides 360 Degrees Of Smooth Rotation)	Lower	K7147 ‡	2 F173
1983	(Full Ball Stud Provides 360 Degrees Of Smooth Rotation)	Lower	K7115 ‡	2 F173
1978-1974	(Press In Type, Powdered Metal Gusher Brg. For Better Lubrication)	Lower	K7069 ‡	2 F125
1978-1973	(Powdered Metal Gusher Brg. For Better Lubrication)	Upper	K772 ‡	2 F125
1973	(Threaded Type, Powdered Metal Gusher Brg. For Better Lubrication)	Lower	K719 ‡	2 F125
1972-1966	(Powdered Metal Gusher Brg. For Better Lubrication)	Upper	K772 ‡	2 F124
		Left Lower	K783 ‡	1 F124

DODGE-Charger (Cont.)

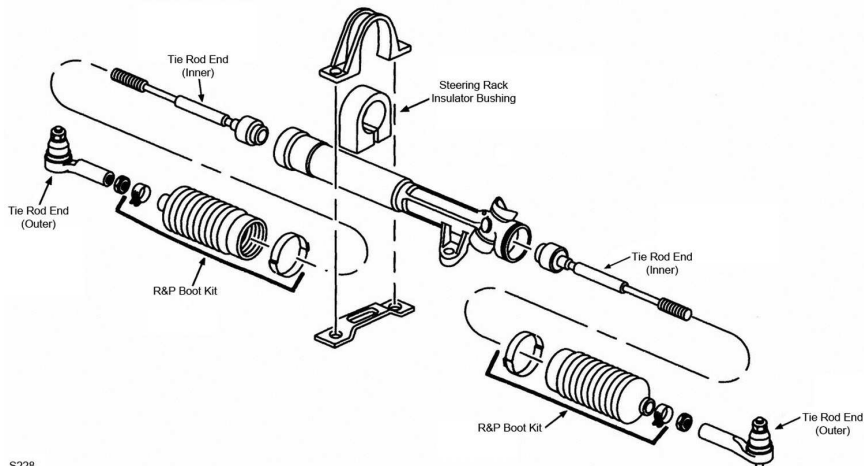
FRONT SUSPENSION (Cont.)

Year	Model/Application	Part	P/C Qty	Figure
Ball Joint				
1972-1966 (Cont.)	(Powdered Metal Gusher Brg. For Better Lubrication)	Right Lower	K781 ‡	1 F124
Control Arm Bumper Bushing				
1978-1973		Upper	K7293	2 F125
1972-1970		Upper	K7293	2 F124
1972-1968		Lower	K3180	2 F124
Control Arm Bushing				
1987-1983		Lower	K7099	2 F173
1978-1973	(Contains Front And Rear Bushings)	Upper Lower	K7058 K7059	2 F125 2 F125
1972-1966	(Optional, Eccentric Bushing, Provides Additional Positive(+) Camber Adjustment) (Standard Design, Contains Front And Rear Bushings)	Upper Upper Lower	K7103 K408 K791	2 F124 1 F124 2 F124
Control Arm with Ball Joint				
1987-1984	(R-Series) (R-Series)	Left Lower Right Lower	RK621311 RK621312	1 F173 1 F173
Strut Bumper Bellows				
1987-1983	(Replacement Type, Contains Bumper)		K90460	2 F173
Strut Mount				
1987-1983	(Contains Bearing, Contains Spacer)		K7179	2 F173
Strut Rod Bushing				
1987-1983	(Improved Design)	To Frame	K7098	1 F173
Strut Rod Bushing Kit				
1987-1984	(Improved Design)		K7145	1 F173
1974	Thru 10/18/73, Except Police Or Taxi, (Improved Design) Thru 10/18/73, Taxi, (Improved Design) Thru 10/18/73, Taxi, (Standard Design)		K7068 K7026 K7016A	1 F125 1 F125 1 F125
1974-1973	Police, (Improved Design) Police, (Standard Design)		K7026 K7016A	1 F125 1 F125
1973	Except Police Or Taxi, (Improved Design) Taxi, (Improved Design) Taxi, (Standard Design)		K7068 K7026 K7016A	1 F125 1 F125 1 F125
1972-1966	(Improved Design) (Standard Design)		K7026 K7016A	1 F124 1 F124
Sway Bar Bushing				
1987-1984	1" Sway Bar Diameter 1-1/16" Sway Bar Diameter 1-1/16" Sway Bar Diameter 1-1/8" Sway Bar Diameter 1-3/16" Sway Bar Diameter 15/16" Sway Bar Diameter 3/4" Sway Bar Diameter 7/8" Sway Bar Diameter	To Frame To Arm To Frame To Frame To Frame To Frame To Frame To Frame	K7139 K7219 K7222 K7223 K7224 K7138 K7221 K7137	1 F173 1 F173 1 F173 1 F173 1 F173 1 F173 1 F173 1 F173
1983	1" Sway Bar Diameter, (Contains Thermoplastic Bushings And Universal Mounting Bracket) 15/16" Sway Bar Diameter 7/8" Sway Bar Diameter 7/8" Sway Bar Diameter	To Frame To Arm To Arm To Frame	K8793 ‡ K7143 K7142 K7135	1 F173 1 F173 1 F173 1 F173
1978-1975		To Frame To Strut Rod	K7062 K7064	1 F125 1 F125
1974	Except Police	To Frame	K7061	1 F125
1974-1973	Except Police	To Strut Rod	K7064	1 F125
1973		To Frame	K7061	1 F125
1972-1970	15/16" Sway Bar Diameter	To Frame	K5241	1 F124
Sway Bar Repair Kit				
1969-1966	(Heavy Duty Design) (Includes Polyurethane Bushings And Solid Metal Sleeve For Enhanced Performance. Barrel Nut Allows For Easier Installation.) (Standard Design)		K6629 ‡ K700535 ‡ K8266	2 F124 2 F124 2 F124
Wheel Hub Repair Kit				
1987	Naturally Aspirated Turbocharged, (4 Stud Hub) Turbocharged, (5 Stud Hub)		518500 518501 518502	2 2 2

STEERING



S221



S228

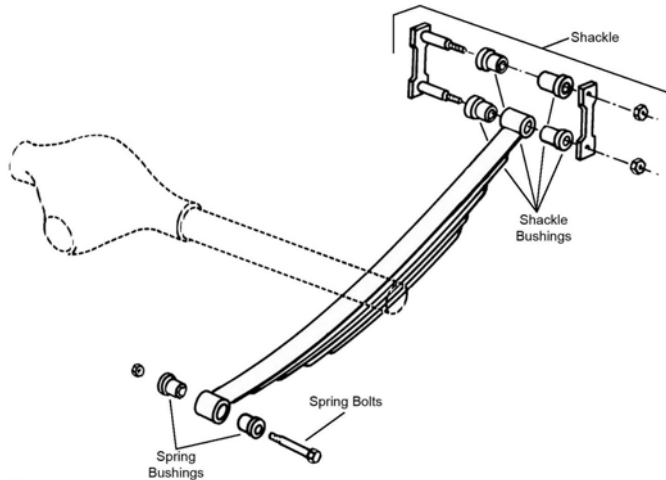
Year	Model/Application	Part	P/C Qty	Figure
Idler Arm				
1978-1973	(Powdered Metal Gusher Brg. For Better Lubrication)	K7066 ‡	1	S221
1972-1968	(Powdered Metal Gusher Brg. For Better Lubrication)	K7041 ‡	1	S221
1967-1966	(Powdered Metal Gusher Brg. For Better Lubrication)	K779 ‡	1	S221
Pitman Arm				
1978-1973	Power Steering, (Greaseable Socket Reduces Corrosion/Wear)	K7076 ‡	1	S221
Rack & Pinion Boot Kit				
1987	Rack Marked 7846704, Power Steering Saginaw Rack Marked 7841002, Power Steering TRW Rack Marked 25-6, Power Steering, (High Temperature)	Left K6298 Left K6298 K8441	1 1 2	S228 S228 S228
1986-1983	Power Steering	Left K6298	1	S228
Steering Rack Insulator Bushing				
1987-1983	Power Steering	K7113	1	S228
Tie Rod Adjusting Sleeve				
1978-1973		ES430S	2	S221
1972-1966		ES319S	2	S221
Tie Rod End				
1987	Base Model, Internally Threaded Racks, Manual Steering, (Full Ball Stud Provides 360 Degrees Of Smooth Rotation)	Inner EV126 ‡	2	S228
1987-1986	Rack & Pinion Power, Saginaw Design Rack And Pinion Gear, (Full Ball Stud Provides 360 Degrees Of Smooth Rotation)	Inner EV116 ‡	2	S228
		Inner EV128 ‡	2	S228
1987-1983	(Powdered Metal Gusher Brg. For Better Lubrication)	Outer ES3008RL ‡	2	S228
1986-1984	2.2, Base Model, Internally Threaded Racks, Manual Steering, (Full Ball Stud Provides 360 Degrees Of Smooth Rotation)	Inner EV126 ‡	2	S228
1985-1983	Rack & Pinion Power, (Full Ball Stud Provides 360 Degrees Of Smooth Rotation)	Inner EV116 ‡	2	S228
1983	Internally Threaded Racks, Manual Steering, (Full Ball Stud Provides 360 Degrees Of Smooth Rotation)	Inner EV126 ‡	2	S228

DODGE-Charger (Cont.)

STEERING (Cont.)

Year	Model/Application	Part	P/C Qty	Figure
Tie Rod End				
1978-1970	(Right Hand Threads, Powdered Metal Gusher Brg. For Better Lubrication)	Outer	ES401R ‡	2 S221
	(Left Hand Threads, Powdered Metal Gusher Brg. For Better Lubrication)	Inner	ES401L ‡	2 S221
1969-1966	(Powdered Metal Gusher Brg. For Better Lubrication)	Outer	ES319R ‡	2 S221
	(Powdered Metal Gusher Brg. For Better Lubrication)	Inner	ES319L ‡	2 S221

REAR SUSPENSION

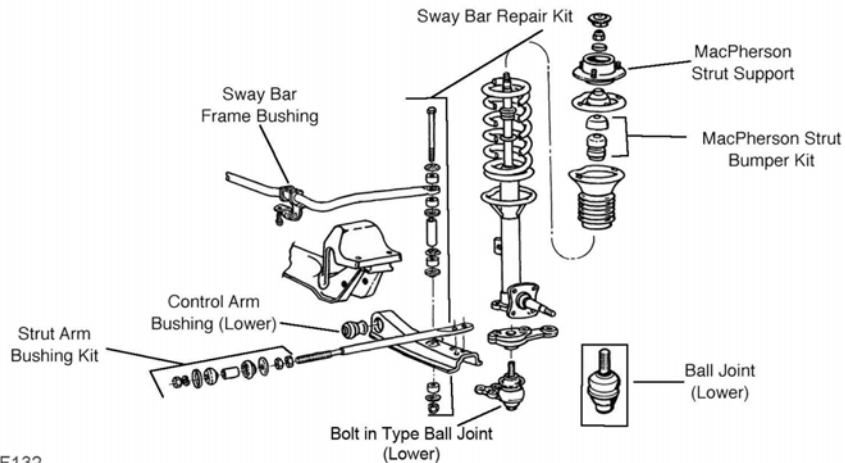


R309

Year	Model/Application	Part	P/C Qty	Figure
Leaf Spring Bolt Kit				
1973-1966		K150236	2	R309
Leaf Spring Bushing				
1978-1974		Fixed End SB364	2	R309
Leaf Spring Shackle Bushing				
1978-1966	(Split Type Bushing)	K7308	4	R309

DODGE-Colt

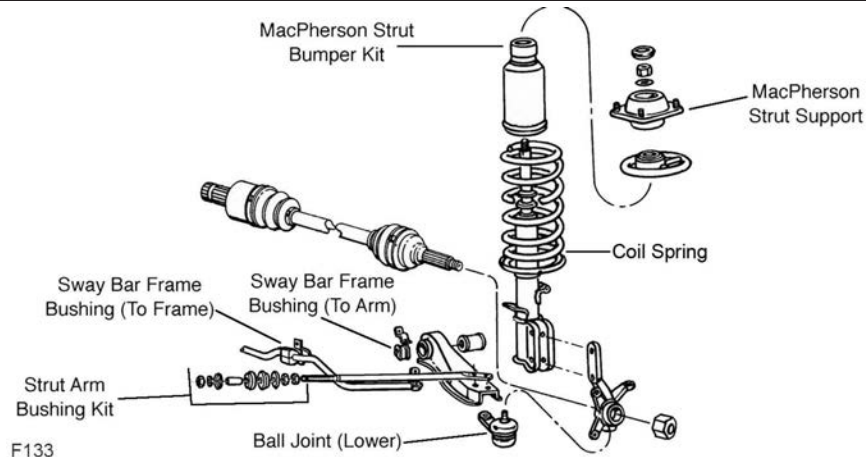
FRONT SUSPENSION



F132

F132

FRONT SUSPENSION (Cont.)



F133

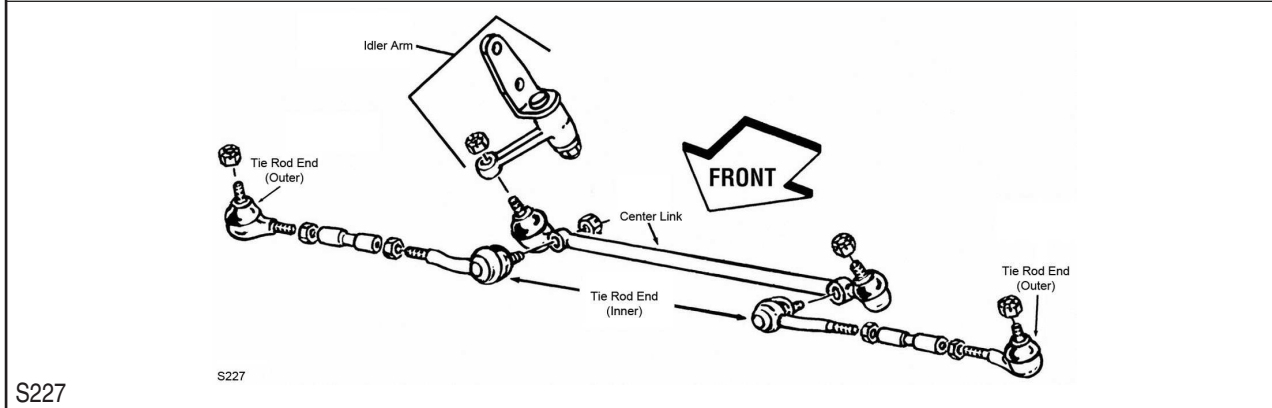
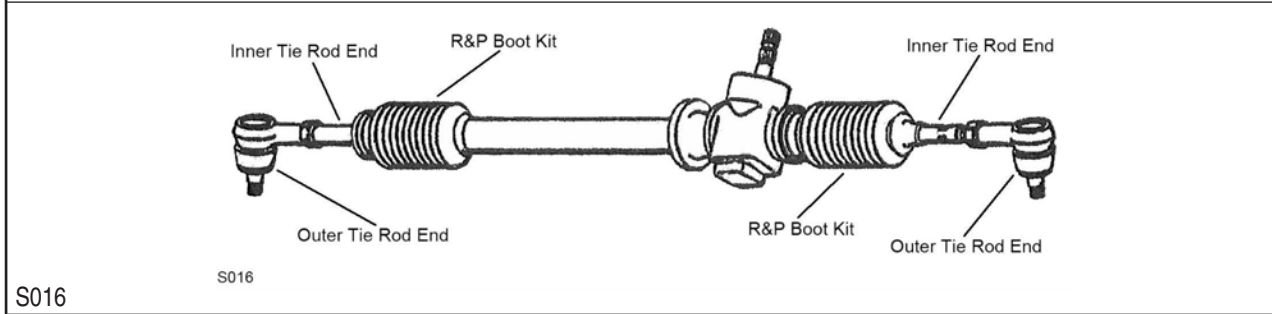
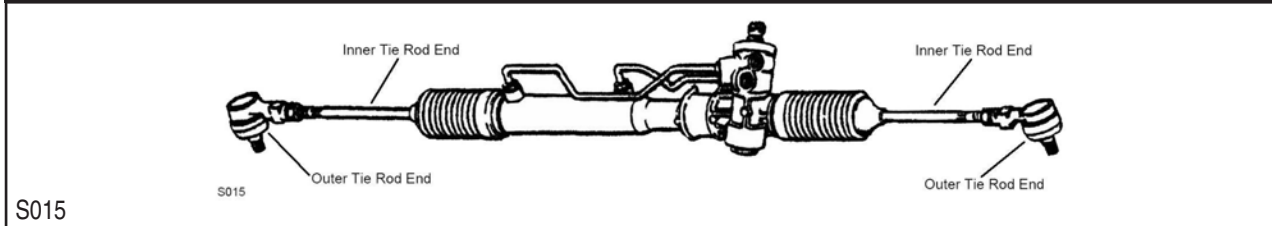
Year	Model/Application	Part	P/C Qty	Figure
Ball Joint				
1990-1985	(Powdered Metal Gusher Brg. For Better Lubrication)	Lower	K9617 ‡	2
1984-1981		Left Lower	K9091	1 F133
		Right Lower	K9089	1 F133
1980-1979	Front Wheel Drive	Left Lower	K9091	1 F133
	Front Wheel Drive	Right Lower	K9089	1 F133
	Rear Wheel Drive	Lower	K9077	2 F132
1978-1974		Lower	K9077	2 F132
Control Arm with Ball Joint				
1986-1985	(R-Series)	Left Lower	RK9435	1
	(R-Series)	Right Lower	RK620473	1
Strut Bumper Bellows				
1990	Base Model, E, GL, GT, 2 Dr. Hatchback, (Replacement Type, Contains Bumper)		K90460	2
	DL, 4 Dr. Station Wagon, (Contains Bumper)		K90463	2
	E, Front Wheel Drive, (OE Material For Strut Performance And Longevity, Contains Bumper)		K90462 ‡	2
1989	Base Model, GT, 2 Dr. Hatchback, (Replacement Type, Contains Bumper)		K90460	2
	E, (Replacement Type, Contains Bumper)		K90460	2
1988-1985	GTS, (OE Material For Strut Performance And Longevity, Contains Bumper)		K90462 ‡	2
1984	Base Model, GTS, (OE Material For Strut Performance And Longevity, Contains Bumper)		K90462 ‡	2 F133
1983-1981	(OE Material For Strut Performance And Longevity, Contains Bumper)		K90462 ‡	2 F133
1980	2 Dr. Hatchback, (OE Material For Strut Performance And Longevity, Contains Bumper)		K90462 ‡	2 F132, F133
1979	(OE Material For Strut Performance And Longevity, Contains Bumper)		K90462 ‡	2 F132, F133
1978-1971	(OE Material For Strut Performance And Longevity, Contains Bumper)		K90462 ‡	2 F132
Strut Mount				
1990-1989	2 Dr. Hatchback, 4 Dr. Sedan, (Contains Bearing)		K9708	2
1984-1981	(Contains Bearing)		K9392	2 F133
1980-1979	2 Dr. Hatchback, Front Wheel Drive, (Contains Bearing)		K9392	2 F133
1979	2 Dr. Coupe, 4 Dr. Sedan, Rear Wheel Drive, (Contains Bearing)		K9392	2 F132
1978-1977	2 Dr. Coupe, 4 Dr. Sedan, (Contains Bearing)		K9392	2 F132
Strut Rod Bushing				
1984	Base Model, GTS, 2 Dr. Delivery Sedan		K9524	1 F133
	Base Model, GTS, 2 Dr. Station Wagon		K9524	1 F133
	Base Model, GTS, 3 Dr. Station Wagon		K9524	1 F133
	Base Model, GTS, 4 Dr. Station Wagon		K9524	1 F133
1980-1979	Front Wheel Drive		K9520	1 F132
Sway Bar Bushing				
1984	Base Model, DL, E, GTS	To Strut Rod	K9401	1 F133
1983		To Strut Rod	K9401	1 F133
1982	From 11/1/81	To Strut Rod	K9401	1 F133
1982-1981	Thru 10/31/81	To Strut Rod	K9401	1 F133
1980-1979	Front Wheel Drive	To Strut Rod	K9401	1 F133
Sway Bar Link				
1990-1989	92(1.5L), 2 Dr. Hatchback, (Link With 1 Stud)		K9471	2
	98(1.6L), 2 Dr. Hatchback, (Powdered Metal Gusher Brg. For Better Lubrication)		K80186 ‡	2

DODGE-Colt (Cont.)

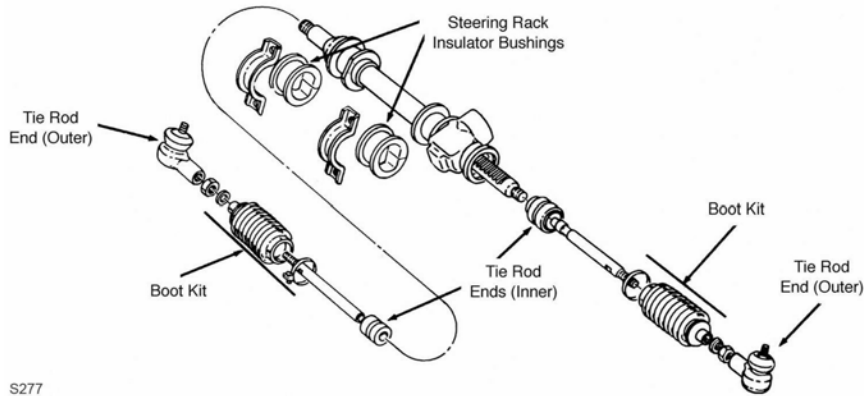
FRONT SUSPENSION (Cont.)

Year	Model/Application	Part	P/C Qty	Figure
Sway Bar Repair Kit				
1990-1985	Front Wheel Drive, 5.5" Length, (Includes Polyurethane Bushings And Solid Metal Sleeve For Enhanced Performance. Barrel Nut Allows For Easier Installation.)	K700528 ‡	2	
1980	4 Dr. Station Wagon, (Contains Thermoplastic Bushing)	K90129 ‡	2	F132
	4 Dr. Station Wagon, Rear Wheel Drive, 5.5" Length, (Includes Polyurethane Bushings And Solid Metal Sleeve For Enhanced Performance. Barrel Nut Allows For Easier Installation.)	K700528 ‡	2	F132
1979	2 Dr. Coupe, 4 Dr. Sedan, 4 Dr. Station Wagon, Rear Wheel Drive, 5.5" Length, (Includes Polyurethane Bushings And Solid Metal Sleeve For Enhanced Performance. Barrel Nut Allows For Easier Installation.)	K700528 ‡	2	F132
1979-1978	(Contains Thermoplastic Bushing)	K90129 ‡	2	F132
1978	2 Dr. Coupe, 4 Dr. Sedan, 4 Dr. Station Wagon, 5.5" Length, (Includes Polyurethane Bushings And Solid Metal Sleeve For Enhanced Performance. Barrel Nut Allows For Easier Installation.)	K700528 ‡	2	F132
1977	2 Dr. Coupe, 4 Dr. Sedan, (Contains Thermoplastic Bushing)	K90129 ‡	2	F132
	2 Dr. Coupe, 4 Dr. Sedan, 5.5" Length, (Includes Polyurethane Bushings And Solid Metal Sleeve For Enhanced Performance. Barrel Nut Allows For Easier Installation.)	K700528 ‡	2	F132
	2 Dr. Hardtop, 4 Dr. Station Wagon, (Standard Design)	K9231	2	F132
	2 Dr. Hardtop, 4 Dr. Station Wagon, 5" Length, (Includes Polyurethane Bushings And Solid Metal Sleeve For Enhanced Performance. Barrel Nut Allows For Easier Installation.)	K700530 ‡	2	F132
1976	(Standard Design)	K9231	2	F132
1976-1971	5" Length, (Includes Polyurethane Bushings And Solid Metal Sleeve For Enhanced Performance. Barrel Nut Allows For Easier Installation.)	K700530 ‡	2	F132

STEERING

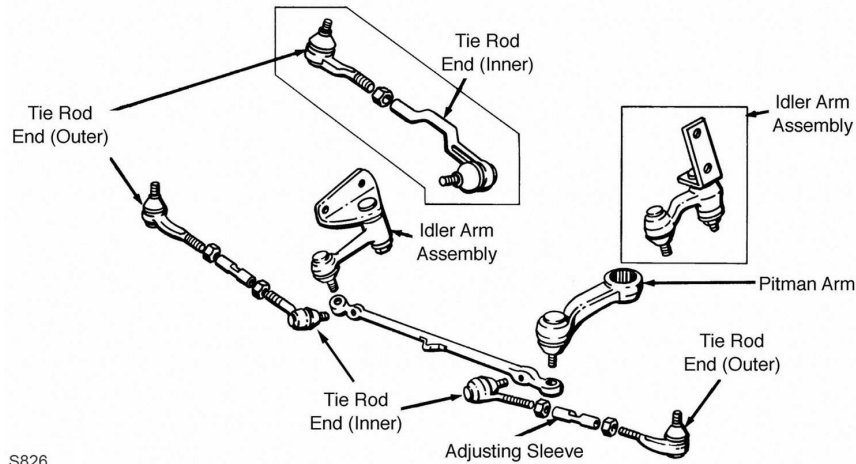


STEERING (Cont.)



S277

S277



S826

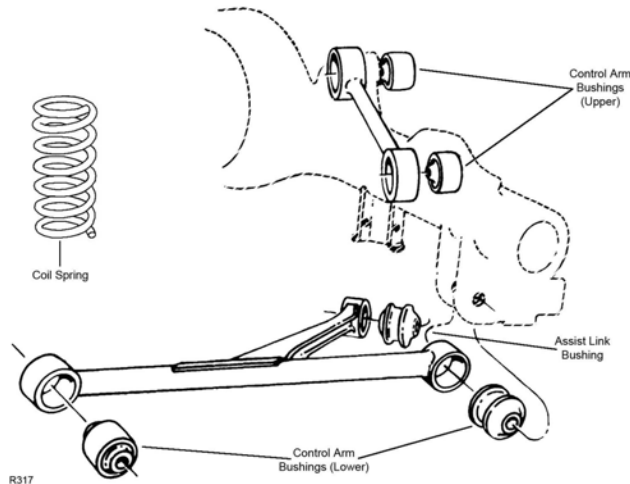
S826

Year	Model/Application	Part	P/C Qty	Figure	
Idler Arm Repair Kit					
1980-1979	Rear Wheel Drive, (For OE Design Idler Arm Only)	K9100	1	S826	
1978	(For OE Design Idler Arm Only)	K9100	1	S826	
1977	2 Dr. Coupe, 4 Dr. Sedan, (For OE Design Idler Arm Only)	K9100	1	S826	
Rack & Pinion Boot Kit					
1990	Base Model, GL, GT, Manual Steering DL, E, Manual Steering E, Manual Steering	Right	K9373	1	S016
		Left	K9368	1	S016
		Right	K9370	1	S016
			K9373	1	
1990-1989	DL, Manual Steering	Right	K9370	1	S016
1990-1985	Power Steering, (Standard Design)		K9877	2	S015
1989	Base Model, E, GT, Manual Steering DL, Manual Steering	Right	K9373	1	S016
		Left	K9368	1	S016
1988	DL, E, GTS, Manual Steering	Left	K9368	1	S016
1988-1985	Manual Steering DL, E, GTS, Manual Steering		K9326	2	S016
		Right	K9370	1	S016
1987-1986	2 Dr. Hatchback, Power Steering, (High Temperature) 2 Dr. Hatchback, 2 Dr. Sedan, 4 Dr. Sedan, Manual Steering		K9358	2	S015
		Left	K9368	1	S016
1985	2 Dr. Hatchback, 2 Dr. Sedan, 4 Dr. Hatchback, 4 Dr. Sedan, Manual Steering 2 Dr. Hatchback, 4 Dr. Hatchback, Power Steering, (High Temperature)		K9368	1	S016
		Left	K9358	2	S015
1984-1981	Manual Steering		K9310	2	S277
1980-1979	Front Wheel Drive, Manual Steering		K9310	2	S277
Tie Rod End					
1990	Base Model, DL, E, GL, GT, (Powdered Metal Gusher Brg. For Better Lubrication) DL, E, Manual Steering	Outer	ES2937RL ‡	2	S015, S016
		Inner	EV183	2	S016
1990-1989	2 Dr. Hatchback, (Full Ball Stud Provides 360 Degrees Of Smooth Rotation)	Inner	EV215 ‡	2	S015, S016
1989	Base Model, DL, E, GT, (Powdered Metal Gusher Brg. For Better Lubrication) DL, Manual Steering	Outer	ES2937RL ‡	2	S015, S016
		Inner	EV183	2	S016
1988-1987	DL, E, GTS, (Powdered Metal Gusher Brg. For Better Lubrication)	Outer	ES2937RL ‡	2	S015, S016

DODGE-Colt (Cont.)

STEERING (Cont.)					
Year	Model/Application		Part	P/C Qty Figure	
Tie Rod End					
1988-1985	Rack & Pinion Power, (Full Ball Stud Provides 360 Degrees Of Smooth Rotation) DL, E, GTS, Manual Steering	Inner Inner	EV196 ‡ EV183	2 2	S015, S016 S016
1986	DL, E, GTS, From 1/1/86, (Powdered Metal Gusher Brg. For Better Lubrication)	Outer	ES2937RL ‡	2	S015, S016
1984	Base Model, DL, E, (Includes Sunoloy-Coated Metal Bearing To Combine Durability With Smooth Stud Swing)	Outer	ES2171R ‡	2	S277
1984-1981	(Full Ball Stud Provides 360 Degrees Of Smooth Rotation)	Inner	EV161 ‡	2	S277
1983-1981	(Includes Sunoloy-Coated Metal Bearing To Combine Durability With Smooth Stud Swing)	Outer	ES2171R ‡	2	S277
1980-1979	Front Wheel Drive, (Includes Sunoloy-Coated Metal Bearing To Combine Durability With Smooth Stud Swing)	Outer	ES2171R ‡	2	S277
	Front Wheel Drive, (Full Ball Stud Provides 360 Degrees Of Smooth Rotation)	Inner	EV161 ‡	2	S277
	Rear Wheel Drive, (Includes Sunoloy-Coated Metal Bearing To Combine Durability With Smooth Stud Swing)	Outer	ES2194R ‡	2	S826
	4 Dr. Station Wagon, Rear Wheel Drive, (Includes Sunoloy-Coated Metal Bearing To Combine Durability With Smooth Stud Swing)	Left Inner	ES2197R ‡	1	S826
	4 Dr. Station Wagon, Rear Wheel Drive	Right Inner	ES2198R	1	S826
1978	4 Dr. Station Wagon, (Includes Sunoloy-Coated Metal Bearing To Combine Durability With Smooth Stud Swing) 4 Dr. Station Wagon	Left Inner	ES2197R ‡	1	S826
		Right Inner	ES2198R	1	S826
1978-1971	(Includes Sunoloy-Coated Metal Bearing To Combine Durability With Smooth Stud Swing)	Outer	ES2194R ‡	2	S227

REAR SUSPENSION



R317

Year	Model/Application		Part	P/C Qty Figure	
Control Arm Bushing					
1980-1979	4 Dr. Station Wagon	Lower Rear Inner	K201069	2	R317
1980-1978	4 Dr. Station Wagon	Lower Rear Outer	K201036	2	R317
Strut Bumper Bellows					
1990	2 Dr. Hatchback, 4 Dr. Hatchback, (Contains Bumper)		K90467	2	
1989	2 Dr. Hatchback, (Contains Bumper)		K90467	2	
Strut Mounting Kit					
1990-1989	2 Dr. Hatchback		K7226	2	
Sway Bar Repair Kit					
1988-1986	GTS, Front Wheel Drive		K90097	2	
1985	GTS		K90097	2	

DODGE-Colt 100

FRONT SUSPENSION					
Year	Model/Application		Part	P/C Qty Figure	
Ball Joint					
1990-1989	46.13mm / 1.816" Press Fit Diameter, (Powdered Metal Gusher Brg. For Better Lubrication)	Lower	K9617 ‡	2	
Strut Bumper Bellows					
1990-1989	DL, 2 Dr. Hatchback, (Replacement Type, Contains Bumper)		K90460	2	

FRONT SUSPENSION (Cont.)				
Year	Model/Application	Part	P/C Qty	Figure
Sway Bar Repair Kit				
1990-1989	Front Wheel Drive, 5.5" Length, (Includes Polyurethane Bushings And Solid Metal Sleeve For Enhanced Performance. Barrel Nut Allows For Easier Installation.)	K700528 ‡	2	
STEERING				
<p>Diagram S015 shows a steering assembly with labels: Inner Tie Rod End (top left and top right), Outer Tie Rod End (bottom left and bottom right), and S015 (bottom left).</p>				
<p>Diagram S016 shows a steering assembly with labels: Inner Tie Rod End (top left and top right), Outer Tie Rod End (bottom left and bottom right), R&P Boot Kit (top center and bottom center), and S016 (bottom left).</p>				
Rack & Pinion Boot Kit				
1990-1989	Power Steering, (High Temperature) Power Steering, 46.13mm / 1.816" Press Fit Diameter, (Standard Design) DL, E, Manual Steering DL, E, Manual Steering	K9358 K9877 Left K9368 Right K9370	2 2 1 1	S015 S015 S016 S016
Tie Rod End				
1990-1989	Power Steering, 46.13mm / 1.816" Press Fit Diameter, (Full Ball Stud Provides 360 Degrees Of Smooth Rotation) DL, E, LX, (Powdered Metal Gusher Brg. For Better Lubrication) DL, E, LX, Manual Steering	Inner EV196 ‡ Outer ES2937RL ‡ Inner EV183	2 2 2	S015 S015, S016 S016
REAR SUSPENSION				
Year	Model/Application	Part	P/C Qty	Figure
Strut Bumper Bellows				
1990-1989	2 Dr. Hatchback, (Contains Bumper)	K90467	2	
Strut Mounting Kit				
1989	2 Dr. Hatchback	Upper K7226	2	

FRONT SUSPENSION				
Year	Model/Application	Part	P/C Qty	Figure
Ball Joint				
1990-1989	(Powdered Metal Gusher Brg. For Better Lubrication)	Lower K9617 ‡	2	
Strut Bumper Bellows				
1990	GT, LX, Front Wheel Drive, (OE Material For Strut Performance And Longevity, Contains Bumper)	K90462 ‡	2	
1990-1989	E, GT, 2 Dr. Hatchback, (Replacement Type, Contains Bumper)	K90460	2	
1989	GT, (Replacement Type, Contains Bumper) GT, Front Wheel Drive, (OE Material For Strut Performance And Longevity, Contains Bumper)	K90460 K90462 ‡	2 2	
Strut Mount				
1990-1989	(Contains Bearing)	K9708	2	
Strut Rod Bushing				
1990	GT, LX, 2 Dr. Delivery Sedan GT, LX, 2 Dr. Station Wagon GT, LX, 3 Dr. Station Wagon GT, LX, 4 Dr. Station Wagon	K9524 K9524 K9524 K9524	1 1 1 1	

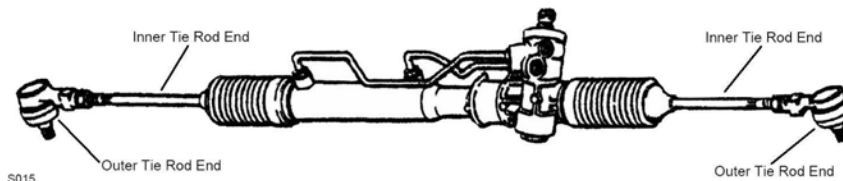
DODGE-Colt 200 (Cont.)

FRONT SUSPENSION (Cont.)

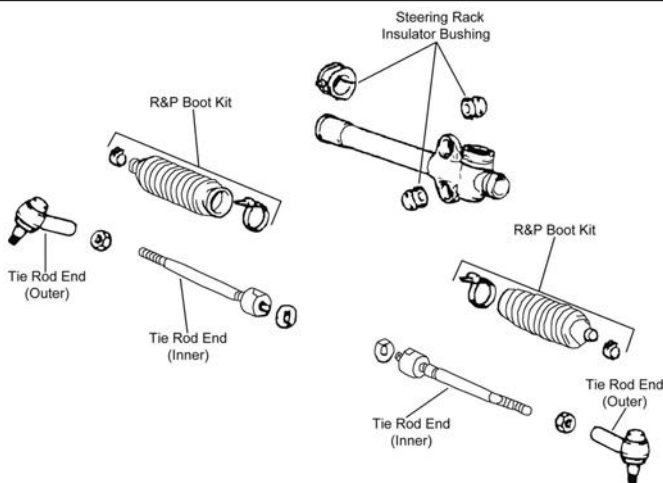
Year	Model/Application	Part	P/C Qty	Figure
Sway Bar Link				
1990-1989	98(1.6L), (Link With Sockets, Powdered Metal Gusher Brg. For Better Lubrication)	K80186 ‡	2	
Sway Bar Repair Kit				
1990-1989	Front Wheel Drive, 5.5" Length, (Includes Polyurethane Bushings And Solid Metal Sleeve For Enhanced Performance. Barrel Nut Allows For Easier Installation.)	K700528 ‡	2	

STEERING

S015



S342

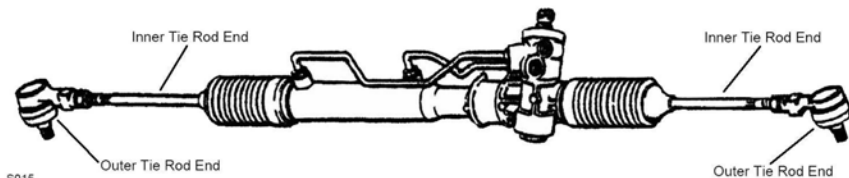
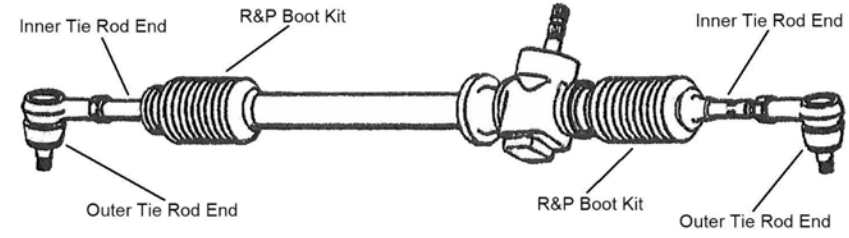


Year	Model/Application	Part	P/C Qty	Figure
Rack & Pinion Boot Kit				
1990	GT, LX, Manual Steering	Left K9368	1	S342
	GT, LX, Manual Steering	Right K9370	1	S342
	GT, LX, Manual Steering, Thru 4/90, (High Temperature)	Left K9358	1	S342
	GT, LX, Front Wheel Drive, Manual Steering, Thru 4/90, (High Temperature)	Left K9358	1	S342
1990-1989	Manual Steering, (Standard Design)	Left K9877	1	S342
	Power Steering, (High Temperature)	K9358	2	S015
	Power Steering, (Standard Design)	K9877	2	S015
	DL, E, Manual Steering	Right K9373	1	S342
1989	GT, Manual Steering	Left K9368	1	S342
	GT, Manual Steering	Right K9370	1	S342
	GT, Manual Steering, Thru 4/90, (High Temperature)	Left K9358	1	S342
	GT, Front Wheel Drive, Manual Steering, Thru 4/90, (High Temperature)	Left K9358	1	S342
Tie Rod End				
1990	GT, LX, Manual Steering	Inner EV183	2	S342
1990-1989	(Full Ball Stud Provides 360 Degrees Of Smooth Rotation) DL, E, GT, LX, (Powdered Metal Gusher Brg. For Better Lubrication)	Inner EV215 ‡	2	S015, S342
		Outer ES2937RL ‡	2	S015, S342
1989	GT, Manual Steering	Inner EV183	2	S342

REAR SUSPENSION

Year	Model/Application	Part	P/C Qty	Figure
Strut Bumper Bellows				
1990-1989	2 Dr. Hatchback, (Contains Bumper)	K90467	2	
Strut Mounting Kit				
1990-1989		K7226	2	

Colt Premier-DODGE

FRONT SUSPENSION					
Year	Model/Application	Part	P/C Qty	Figure	
Ball Joint					
1988-1985	(Powdered Metal Gusher Brg. For Better Lubrication)	Lower	K9617 ‡	2	
Control Arm with Ball Joint					
1986-1985	(R-Series) (R-Series)	Left Lower Right Lower	RK9435 RK620473	1 1	
Sway Bar Repair Kit					
1988-1985	Front Wheel Drive, 5.5" Length, (Includes Polyurethane Bushings And Solid Metal Sleeve For Enhanced Performance. Barrel Nut Allows For Easier Installation.)		K700528 ‡	2	
STEERING					
					
S015					
					
S016					
Year	Model/Application	Part	P/C Qty	Figure	
Rack & Pinion Boot Kit					
1988	High Line, Manual Steering High Line, Power Steering, (High Temperature)	Left	K9368 K9358	1 2	S016 S015
1988-1985	Manual Steering Power Steering, (Standard Design) High Line, Manual Steering	Right	K9326 K9877 K9370	2 2 1	S016 S015 S016
1987-1985	4 Dr. Sedan, Manual Steering	Left	K9368	1	S016
Tie Rod End					
1988-1987	High Line, (Powdered Metal Gusher Brg. For Better Lubrication)	Outer	ES2937RL ‡	2	S015, S016
1988-1985	Power Steering, (Full Ball Stud Provides 360 Degrees Of Smooth Rotation) High Line, Manual Steering	Inner Inner	EV196 ‡ EV183	2 2	S015 S016
1986	High Line, From 1/1/86, (Powdered Metal Gusher Brg. For Better Lubrication)	Outer	ES2937RL ‡	2	S015, S016

Colt Vista-DODGE

FRONT SUSPENSION					
Year	Model/Application	Part	P/C Qty	Figure	
Ball Joint					
1990-1984	(Powdered Metal Gusher Brg. For Better Lubrication)	Lower	K9617 ‡	2	
Control Arm with Ball Joint					
1986-1985	(R-Series) (R-Series)	Left Lower Right Lower	RK9435 RK620473	1 1	
Strut Bumper Bellows					
1990-1989	Medium Line, Front Wheel Drive, (OE Material For Strut Performance And Longevity, Contains Bumper)		K90462 ‡	2	
1988-1984	Medium Line, (OE Material For Strut Performance And Longevity, Contains Bumper)		K90462 ‡	2	
Strut Mount					
1990-1985	(Bearing Not Included)		K9849	2	
Strut Rod Bushing					
1990-1984			K9524	1	
Sway Bar Repair Kit					
1990-1986	Medium Line, Four Wheel Drive (4X4)		K90097	2	

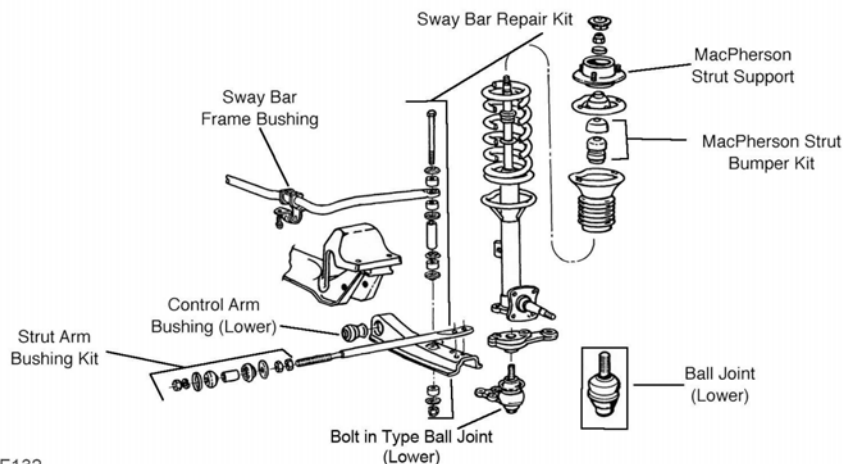
DODGE-Colt Vista (Cont.)

FRONT SUSPENSION (Cont.)

Year	Model/Application	Part	P/C Qty	Figure
Sway Bar Repair Kit				
1990-1985	Front Wheel Drive Front Wheel Drive, 5.5" Length, (Includes Polyurethane Bushings And Solid Metal Sleeve For Enhanced Performance. Barrel Nut Allows For Easier Installation.)	Center K90098 K700528 ‡	2 2	
1984		Center K90098	2	
STEERING				
Year	Model/Application	Part	P/C Qty	Figure
Rack & Pinion Boot Kit				
1990-1989	Power Steering, (High Temperature) Medium Line, Front Wheel Drive, Manual Steering, Thru 4/90, (High Temperature)	Left K9358 K9358	2 1	
1990-1985	Power Steering, (Standard Design)	K9877	2	
1989-1984	Manual Steering	Right K9444	1	
1984	Power Steering	K9310	2	
Tie Rod End				
1990	Medium Line, (Powdered Metal Gusher Brg. For Better Lubrication) Medium Line, 4 Dr. Station Wagon, Front Wheel Drive, Manual Steering	Outer Inner ES2347RL ‡ EV214	2 2	
1990-1985	Four Wheel Drive (4X4), (Full Ball Stud Provides 360 Degrees Of Smooth Rotation) Front Wheel Drive, Rack & Pinion Power, (Full Ball Stud Provides 360 Degrees Of Smooth Rotation)	Inner Inner EV206 ‡ EV197 ‡	2 2	
1988-1987	Medium Line, 4 Dr. Station Wagon, Front Wheel Drive, Manual Steering	Inner EV214	2	
1988-1984	Medium Line, (Powdered Metal Gusher Brg. For Better Lubrication)	Outer ES2347RL ‡	2	
1984	Rack & Pinion Power, (Full Ball Stud Provides 360 Degrees Of Smooth Rotation)	Inner EV197 ‡	2	
REAR SUSPENSION				
Year	Model/Application	Part	P/C Qty	Figure
Sway Bar Repair Kit				
1988-1986	Medium Line, Front Wheel Drive	K90097	2	
1985	Medium Line	K90097	2	

DODGE-Conquest

FRONT SUSPENSION



F132

F132

Year	Model/Application	Part	P/C Qty	Figure
Strut Bumper Bellows				
1986-1984	(Contains Bumper)	K90461	2	F132
Strut Mount				
1987-1984	(Contains Bearing)	K9694	2	F132
Sway Bar Repair Kit				
1986-1984	(Contains Thermoplastic Bushing) 5.5" Length, (Includes Polyurethane Bushings And Solid Metal Sleeve For Enhanced Performance. Barrel Nut Allows For Easier Installation.)	K90129 ‡ K700528 ‡	2 2	F132 F132

STEERING				
Year	Model/Application	Part	P/C Qty	Figure
Idler Arm Repair Kit				
1986-1984	(For OE Design Idler Arm Only)	K9100	1	
Tie Rod End				
1986-1985	Engine VIN "N"	Outer ES3005RL	2	
1986-1984	(Includes Sunoloy-Coated Metal Bearing To Combine Durability With Smooth Stud Swing)	Left Inner ES2197R ‡	1	
		Right Outer ES2194R ‡	2	
REAR SUSPENSION				
Year	Model/Application	Part	P/C Qty	Figure
Strut Bumper Bellows				
1986-1984	(Contains Bumper)	K90461	2	
Strut Mount				
1987-1984	(Contains Bearing)	K9721	2	
Sway Bar Repair Kit				
1986-1984	(Heavy Duty Design) (Includes Polyurethane Bushings And Solid Metal Sleeve For Enhanced Performance. Barrel Nut Allows For Easier Installation.)	K90130 ‡ K700525 ‡	2 2	

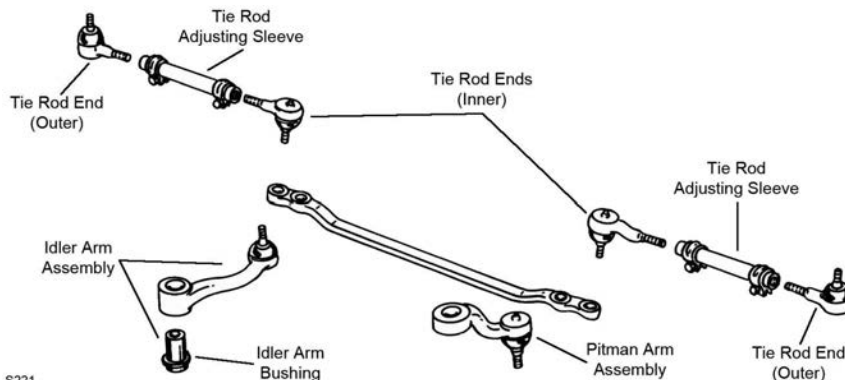
FRONT SUSPENSION				
F124				
F125				
Year	Model/Application	Part	P/C Qty	Figure
Ball Joint				
1976-1974	(Press In Type, Powdered Metal Gusher Brg. For Better Lubrication)	Lower K7069 ‡	2	F125
1976-1973	(Powdered Metal Gusher Brg. For Better Lubrication)	Upper K772 ‡	2	F125

DODGE-Coronet (Cont.)

FRONT SUSPENSION (Cont.)

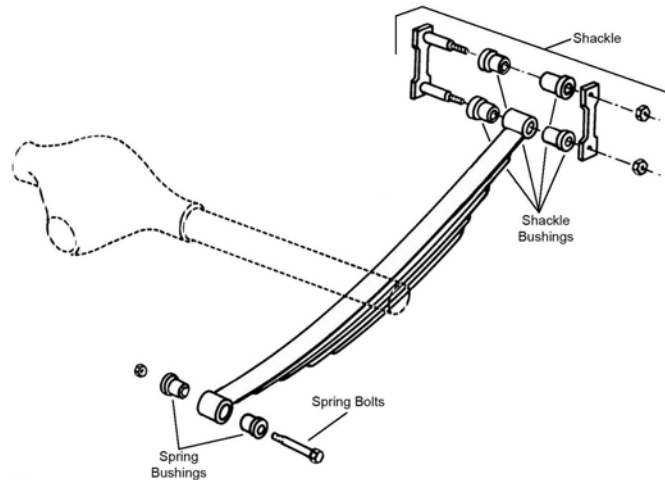
Year	Model/Application	Part	P/C Qty	Figure
Ball Joint				
1973	(Threaded Type, Powdered Metal Gusher Brg. For Better Lubrication)	Lower	K719 ‡	2 F125
1972-1965	(Powdered Metal Gusher Brg. For Better Lubrication) (Powdered Metal Gusher Brg. For Better Lubrication) (Powdered Metal Gusher Brg. For Better Lubrication)	Upper	K772 ‡	2 F124
		Left Lower	K783 ‡	1 F124
		Right Lower	K781 ‡	1 F124
1959-1957	(Powdered Metal Gusher Brg. For Better Lubrication) (Threaded Type, Powdered Metal Gusher Brg. For Better Lubrication)	Upper	K772 ‡	2 F125
		Lower	K719 ‡	2 F125
Control Arm Bumper Bushing				
1976-1973		Upper	K7293	2 F125
1972-1970		Upper	K7293	2 F124
1972-1968		Lower	K3180	2 F124
Control Arm Bushing				
1976-1973	(Contains Front And Rear Bushings)	Upper	K7058	2 F125
		Lower	K7059	2 F125
1972-1965	(Contains Front And Rear Bushings) (Optional, Eccentric Bushing, Provides Additional Positive(+) Camber Adjustment)	Upper	K408	1 F124
		Upper	K7103	2 F124
		Lower	K791	2 F124
1959	(Contains Front And Rear Bushings)	Upper	K325	1 F125
Strut Rod Bushing				
1965			K7039	1 F124
1959-1957			K7039	1 F125
Strut Rod Bushing Kit				
1974	Thru 10/18/73, Except Police Or Taxi, (Improved Design) Thru 10/18/73, Taxi, (Improved Design) Thru 10/18/73, Taxi, (Standard Design)		K7068	1 F125
			K7026	1 F125
			K7016A	1 F125
1974-1973	Police, (Improved Design) Police, (Standard Design)		K7026	1 F125
			K7016A	1 F125
1973	Except Police Or Taxi, (Improved Design) Taxi, (Improved Design) Taxi, (Standard Design)		K7068	1 F125
			K7026	1 F125
			K7016A	1 F125
1972-1966	(Improved Design) (Standard Design)		K7026	1 F124
			K7016A	1 F124
Sway Bar Bushing				
1976-1975		To Frame	K7062	1 F125
1976-1973		To Strut Rod	K7064	1 F125
1974	Except Police Police	To Frame	K7061	1 F125
		To Frame	K7062	1 F125
1973		To Frame	K7061	1 F125
1972-1970	15/16" Sway Bar Diameter	To Frame	K5241	1 F124
Sway Bar Repair Kit				
1969-1966	(Heavy Duty Design) (Includes Polyurethane Bushings And Solid Metal Sleeve For Enhanced Performance. Barrel Nut Allows For Easier Installation.) (Standard Design)		K6629 ‡	2 F124
			K700535 ‡	2 F124
			K8266	2 F124

STEERING



STEERING (Cont.)					
Year	Model/Application	Part	P/C Qty	Figure	
Idler Arm					
1976-1973	(Powdered Metal Gusher Brg. For Better Lubrication)	K7066 ‡	1	S221	
1972-1968	(Powdered Metal Gusher Brg. For Better Lubrication)	K7041 ‡	1	S221	
1967-1965	(Powdered Metal Gusher Brg. For Better Lubrication)	K779 ‡	1	S221	
Pitman Arm					
1976-1973	Manual Steering, (Greaseable Socket Reduces Corrosion/Wear)	K7075 ‡	1	S221	
	Power Steering, (Greaseable Socket Reduces Corrosion/Wear)	K7076 ‡	1	S221	
Tie Rod Adjusting Sleeve					
1976-1973		ES430S	2	S221	
1972-1965		ES319S	2	S221	
1959-1953		ES2004S	2		
Tie Rod End					
1976-1970	(Right Hand Threads, Powdered Metal Gusher Brg. For Better Lubrication)	Outer	ES401R ‡	2	S221
	(Left Hand Threads, Powdered Metal Gusher Brg. For Better Lubrication)	Inner	ES401L ‡	2	S221
1969-1965	(Powdered Metal Gusher Brg. For Better Lubrication)	Outer	ES319R ‡	2	S221
	(Powdered Metal Gusher Brg. For Better Lubrication)	Inner	ES319L ‡	2	S221
1956-1955	6 Cyl, .688" - 18 Threads, 3.410" Length, (Includes Sunoloy-Coated Metal Bearing To Combine Durability With Smooth Stud Swing)	Left Outer	ES158L ‡	1	
	6 Cyl, .688" - 18 Threads, 3.410" Length, (Includes Sunoloy-Coated Metal Bearing To Combine Durability With Smooth Stud Swing)	Right Outer	ES158R ‡	1	
	6 Cyl, .688" - 18 Threads, 3.410" Length, (Includes Sunoloy-Coated Metal Bearing To Combine Durability With Smooth Stud Swing)	Left Inner	ES158R ‡	1	
	6 Cyl, .688" - 18 Threads, 3.410" Length, (Includes Sunoloy-Coated Metal Bearing To Combine Durability With Smooth Stud Swing)	Right Inner	ES158L ‡	1	
1954	6 Cyl, Conventional Power Steering, .688" - 18 Threads, 3.410" Length, (Includes Sunoloy-Coated Metal Bearing To Combine Durability With Smooth Stud Swing)	Outer	ES158R ‡	2	
1954-1953	6 Cyl, Conventional Manual Steering, .688" - 18 Threads, 3.410" Length, (Includes Sunoloy-Coated Metal Bearing To Combine Durability With Smooth Stud Swing)	Right Outer	ES158L ‡	1	
	6 Cyl, Conventional Manual Steering, .688" - 18 Threads, 3.410" Length, (Includes Sunoloy-Coated Metal Bearing To Combine Durability With Smooth Stud Swing)	Inner	ES158R ‡	2	
1952-1949	.688" - 18 Threads, 3.410" Length, (Includes Sunoloy-Coated Metal Bearing To Combine Durability With Smooth Stud Swing)	Right Outer	ES158L ‡	1	
	.688" - 18 Threads, 3.410" Length, (Includes Sunoloy-Coated Metal Bearing To Combine Durability With Smooth Stud Swing)	Inner	ES158R ‡	2	

REAR SUSPENSION



R309

Year	Model/Application	Part	P/C Qty	Figure	
Leaf Spring Bolt					
1959-1955		K150193	4	R309	
Leaf Spring Bolt Kit					
1973-1965		K150236	2	R309	
Leaf Spring Bushing					
1976-1974		Fixed End	SB364	2	R309
Leaf Spring Shackle Bushing					
1976-1965	(Split Type Bushing)		K7308	4	R309
1959-1955	(Split Type Bushing)		K7308	4	R309

DODGE-Coronet (Cont.)

REAR SUSPENSION (Cont.)

Year	Model/Application	Part	P/C Qty	Figure
Leaf Spring Shackle Bushing				
1952-1949		K200917	8	

DODGE-Custom

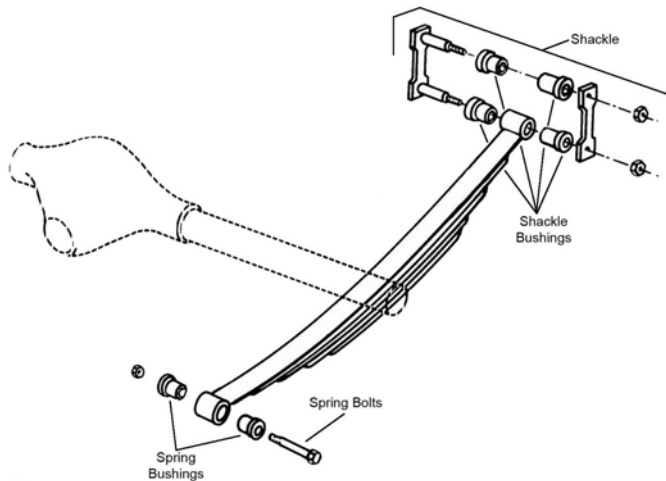
FRONT SUSPENSION

Year	Model/Application	Part	P/C Qty	Figure
Ball Joint				
1959	(Powdered Metal Gusher Brg. For Better Lubrication) (Threaded Type, Powdered Metal Gusher Brg. For Better Lubrication)	Upper Lower	K772 ‡ K719 ‡	2 2
Control Arm Bushing				
1959	(Contains Front And Rear Bushings)	Upper	K325	1
Strut Rod Bushing				
1961-1959			K7039	1

STEERING

Year	Model/Application	Part	P/C Qty	Figure
Tie Rod Adjusting Sleeve				
1959			ES2004S	2
Tie Rod End				
1948-1946	.688" - 18 Threads, 3.410" Length, (Includes Sunoloy-Coated Metal Bearing To Combine Durability With Smooth Stud Swing)	Right Outer	ES158L ‡	1
	.688" - 18 Threads, 3.410" Length, (Includes Sunoloy-Coated Metal Bearing To Combine Durability With Smooth Stud Swing)	Inner	ES158R ‡	2
1942	.688" - 18 Threads, 3.410" Length, (Includes Sunoloy-Coated Metal Bearing To Combine Durability With Smooth Stud Swing)	Right Outer	ES158L ‡	1
	.688" - 18 Threads, 3.410" Length, (Includes Sunoloy-Coated Metal Bearing To Combine Durability With Smooth Stud Swing)	Inner	ES158R ‡	2

REAR SUSPENSION



R309

Year	Model/Application	Part	P/C Qty	Figure
Leaf Spring Shackle Bushing				
1961-1960	(Split Type Bushing)		K7308	4
1948-1946	(Dome Head Bushing) (Flat Head Bushing)		K200917 K200919	8 8
1942-1941	(Dome Head Bushing) (Flat Head Bushing)		K200917 K200919	8 8
				R309 R309
				R309 R309

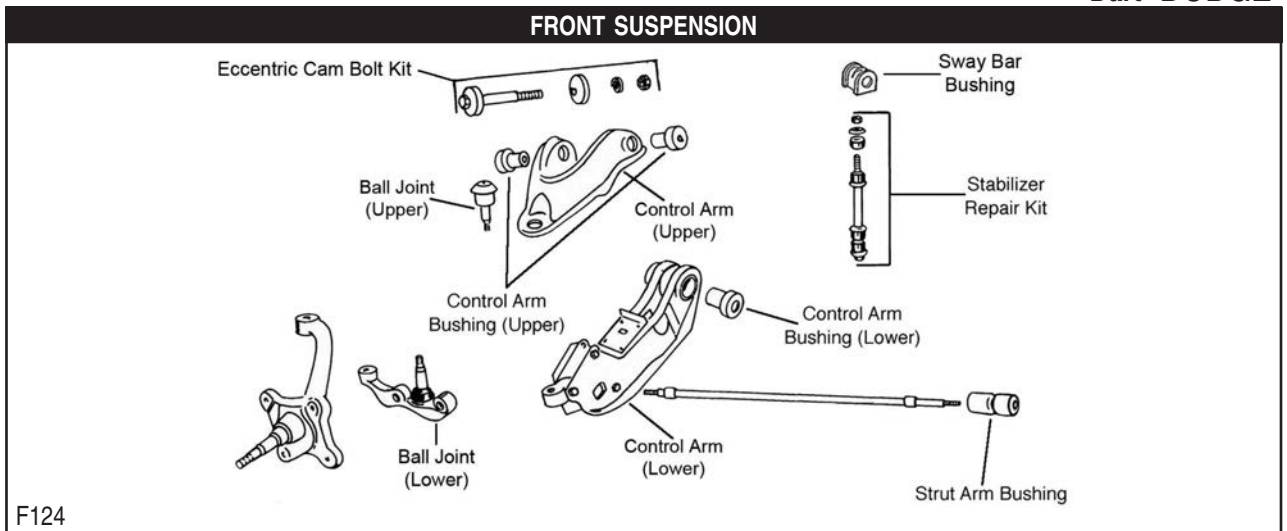
Custom Royal-DODGE

FRONT SUSPENSION				
Year	Model/Application	Part	P/C Qty	Figure
Ball Joint				
1958-1957	(Powdered Metal Gusher Brg. For Better Lubrication)	Upper	K772 ‡	2
	(Threaded Type, Powdered Metal Gusher Brg. For Better Lubrication)	Lower	K719 ‡	2
Strut Rod Bushing				
1958-1957	(Improved Design)		K7039	1
STEERING				
Year	Model/Application	Part	P/C Qty	Figure
Tie Rod Adjusting Sleeve				
1958-1957	11/16" - 18 Thread, 4.72" Length		ES2004S	1

Custom Sierra-DODGE

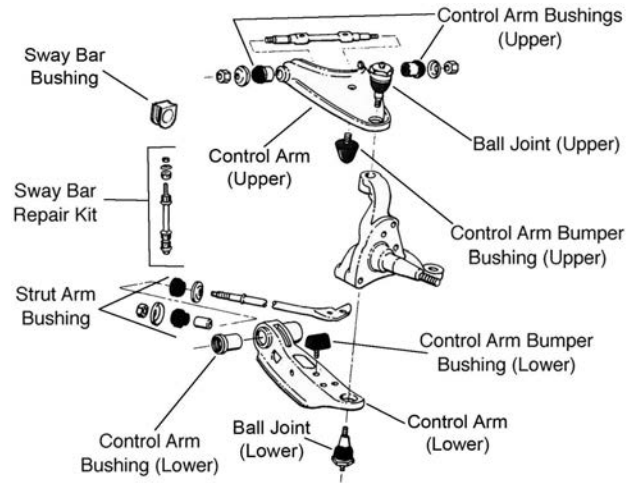
FRONT SUSPENSION				
Year	Model/Application	Part	P/C Qty	Figure
Ball Joint				
1959	(Powdered Metal Gusher Brg. For Better Lubrication)	Upper	K772 ‡	2
	(Threaded Type, Powdered Metal Gusher Brg. For Better Lubrication)	Lower	K719 ‡	2
Control Arm Bushing				
1959	(Contains Front And Rear Bushings)	Upper	K325	1
Strut Rod Bushing				
1959	(Improved Design)		K7039	1
STEERING				
Year	Model/Application	Part	P/C Qty	Figure
Tie Rod Adjusting Sleeve				
1959	11/16" - 18 Thread, 4.72" Length		ES2004S	1

Dart-DODGE



DODGE-Dart (Cont.)

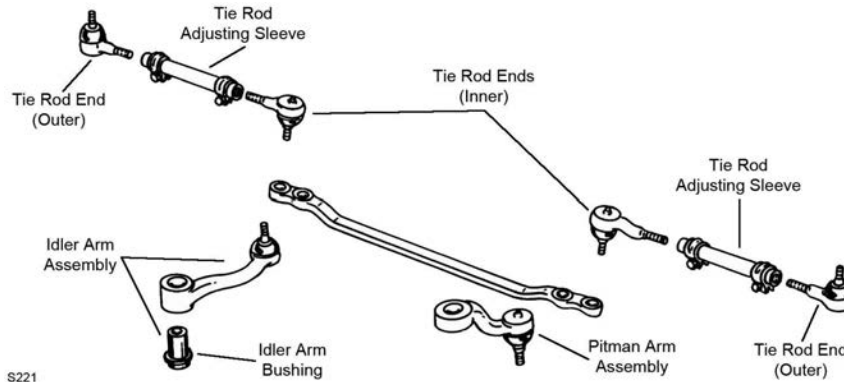
FRONT SUSPENSION (Cont.)



F125

Year	Model/Application	Part	P/C Qty	Figure
Ball Joint				
1976-1973	(Powdered Metal Gusher Brg. For Better Lubrication) (Powdered Metal Gusher Brg. For Better Lubrication) (Powdered Metal Gusher Brg. For Better Lubrication)	Upper Left Lower Right Lower	K772 ‡ K783 ‡ K781 ‡	2 1 1 F124 F124 F124
1972-1965	Front Disc, (Powdered Metal Gusher Brg. For Better Lubrication) Front Disc, (Powdered Metal Gusher Brg. For Better Lubrication)	Left Lower Right Lower	K7023 ‡ K7021 ‡	1 1 F124 F124
1972-1963	(Powdered Metal Gusher Brg. For Better Lubrication) Front Drum, (Powdered Metal Gusher Brg. For Better Lubrication) Front Drum, (Powdered Metal Gusher Brg. For Better Lubrication)	Upper Left Lower Right Lower	K704 ‡ K787 ‡ K785 ‡	2 1 1 F124 F124 F124
1962	(Powdered Metal Gusher Brg. For Better Lubrication) (Powdered Metal Gusher Brg. For Better Lubrication) (Powdered Metal Gusher Brg. For Better Lubrication)	Upper Left Lower Right Lower	K772 ‡ K783 ‡ K781 ‡	2 1 1 F124 F124 F124
1961-1960	(Powdered Metal Gusher Brg. For Better Lubrication) (Threaded Type, Powdered Metal Gusher Brg. For Better Lubrication)	Upper Lower	K772 ‡ K719 ‡	2 2 F125 F125
Control Arm Bumper Bushing				
1976-1970		Upper	K7293	2 F124
1976-1965		Lower	K3180	2 F124
Control Arm Bushing				
1976-1962	(Contains Front And Rear Bushings)	Upper Lower	K408 K791	1 2 F124 F124
1961-1960	(Contains Front And Rear Bushings)	Upper	K325	1 F125
Strut Rod Bushing				
1962			K7039	1 F124
1961-1960			K7039	1 F125
Strut Rod Bushing Kit				
1976-1973	(Improved Design)		K7068	1 F124
1972-1963	(Improved Design)		K7040	1 F124
Sway Bar Bushing				
1976-1973	15/16" Sway Bar Diameter	To Frame	K5241	1 F124
Sway Bar Repair Kit				
1976-1975	(OEM Type, Standard Design)		K5255	2 F124
1976-1973	(Heavy Duty Design) 5.5" Length, (Includes Polyurethane Bushings And Solid Metal Sleeve For Enhanced Performance. Barrel Nut Allows For Easier Installation.)		K8989 ‡ K700528 ‡	2 2 F124 F124
1972-1965	(Heavy Duty Design) (Includes Polyurethane Bushings And Solid Metal Sleeve For Enhanced Performance. Barrel Nut Allows For Easier Installation.) (Standard Design)		K6629 ‡ K700535 ‡ K8266	2 2 2 F124 F124 F124

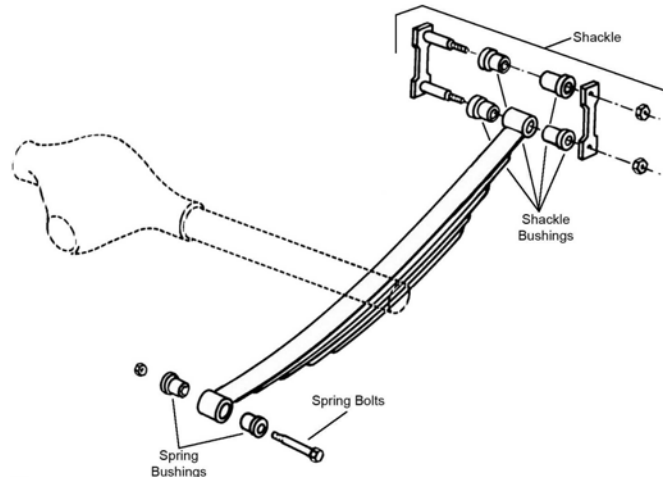
STEERING



S221

Year	Model/Application	Part	P/C Qty	Figure
Idler Arm				
1976-1973	Except Police Or Taxi, (Powdered Metal Gusher Brg. For Better Lubrication)	K7086 ‡	1	S221
1972-1968	(Powdered Metal Gusher Brg. For Better Lubrication)	K7042 ‡	1	S221
1962	(Powdered Metal Gusher Brg. For Better Lubrication)	K779 ‡	1	S221
Pitman Arm				
1976-1973	Manual Steering, (Greaseable Socket Reduces Corrosion/Wear)	K7075 ‡	1	S221
	Power Steering, (Greaseable Socket Reduces Corrosion/Wear)	K7076 ‡	1	S221
1972-1970	(Greaseable Socket Reduces Corrosion/Wear)	K7074 ‡	1	S221
1969-1968	318(5.2L), (Greaseable Socket Reduces Corrosion/Wear)	K7074 ‡	1	S221
	340(5.6L), (Greaseable Socket Reduces Corrosion/Wear)	K7074 ‡	1	S221
1969-1967	170(2.8L), (Greaseable Socket Reduces Corrosion/Wear)	K7074 ‡	1	S221
	225(3.7L), (Greaseable Socket Reduces Corrosion/Wear)	K7074 ‡	1	S221
	273(4.5L), (Greaseable Socket Reduces Corrosion/Wear)	K7074 ‡	1	S221
Tie Rod Adjusting Sleeve				
1976-1962		ES319S	2	S221
1961-1960		ES2004S	2	S221
Tie Rod End				
1976-1970	(Right Hand Threads, Powdered Metal Gusher Brg. For Better Lubrication)	Outer ES401R ‡	2	S221
	(Left Hand Threads, Powdered Metal Gusher Brg. For Better Lubrication)	Inner ES401L ‡	2	S221
1969-1962	(Powdered Metal Gusher Brg. For Better Lubrication)	Outer ES319R ‡	2	S221
	(Powdered Metal Gusher Brg. For Better Lubrication)	Inner ES319L ‡	2	S221

REAR SUSPENSION



R309

Year	Model/Application	Part	P/C Qty	Figure
Leaf Spring Bolt Kit				
1973-1968	318(5.2L)	K150236	2	R309
	340(5.6L)	K150236	2	R309
1969-1964	273(4.5L)	K150236	2	R309
1962-1960		K150236	2	R309

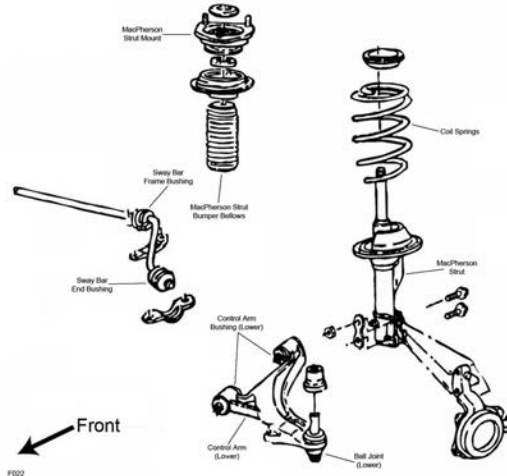
DODGE-Dart (Cont.)

REAR SUSPENSION (Cont.)

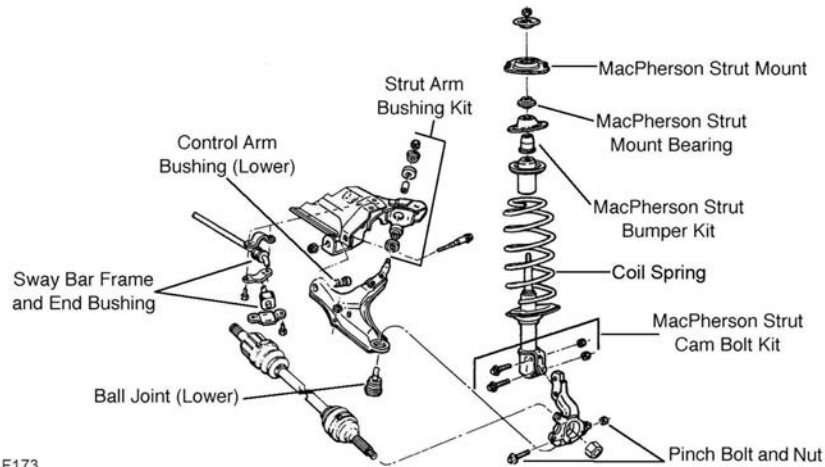
Year	Model/Application	Part	P/C Qty	Figure
Leaf Spring Bushing				
1976-1975	Fixed End	K200998	2	R309
Leaf Spring Shackle				
1976-1971		K150239	2	R309
Leaf Spring Shackle Bushing				
1976-1963		K7309	4	R309

DODGE-Daytona

FRONT SUSPENSION



F022



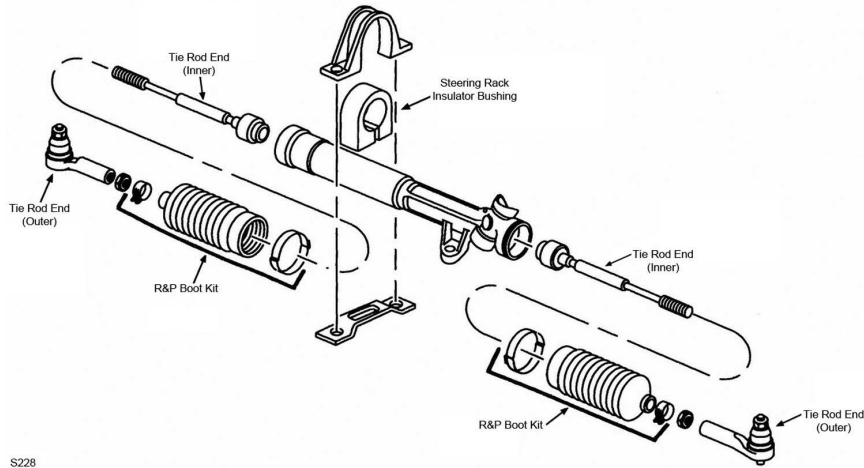
F173

Year	Model/Application	Part	P/C Qty	Figure	
Ball Joint					
1990-1989	(Full Ball Stud Provides 360 Degrees Of Smooth Rotation)	Lower	K7147 ‡	2	F022
1988-1984	(Full Ball Stud Provides 360 Degrees Of Smooth Rotation)	Lower	K7147 ‡	2	F173
Control Arm Bushing					
1988-1984		Lower	K7099	2	F173
Control Arm with Ball Joint					
1988-1985	Standard Suspension, (R-Series)	Left Lower	RK621311	1	F173
	Standard Suspension, (R-Series)	Right Lower	RK621312	1	F173
Strut Bearing Spacer					
1990-1989	(Spacer)		K7378	2	F022
1988-1987	(Spacer)		K7378	2	F173
1986	From 1/2/86, (Spacer)		K7378	2	F173

FRONT SUSPENSION (Cont.)						
Year	Model/Application	Part	P/C Qty	Figure		
Strut Bumper Bellows						
1990-1989	(OE Material For Strut Performance And Longevity, Contains Bumper)	K90462 ‡	2	F022		
1988-1984	(Contains Bumper)	K90463	2	F173		
Strut Mount						
1990-1989	(Contains Bearing)	K7175	2	F022		
1988-1987	(Contains Bearing)	K7175	2	F173		
1986	From 1/2/86, (Contains Bearing)	K7175	2	F173		
Strut Rod Bushing						
1988-1984	(Improved Design)	To Frame K7098	1	F173		
Strut Rod Bushing Kit						
1988-1984	(Improved Design)	K7145	1	F173		
Strut Spring Seat						
1990-1989	(Spring Seat Only)	Upper	K7333	2	F022	
		Lower	K7338	2	F022	
	(Spacer Plate Only)		K7377	2	F022	
1988-1987	(Spring Seat Only)	Upper	K7333	2	F173	
		Lower	K7338	2	F173	
	(Spacer Plate Only)		K7377	2	F173	
1986	From 1/2/86, (Spring Seat Only)	Upper	K7333	2	F173	
	From 1/2/86	Lower	K7338	2	F173	
	From 1/2/86, (Spacer Plate Only)		K7377	2	F173	
Sway Bar Bushing						
1990-1989	1" Sway Bar Diameter	To Arm	K7144	1	F022	
	1" Sway Bar Diameter	To Frame	K7139	1	F022	
	1-1/16" Sway Bar Diameter	To Arm	K7219	1	F022	
	1-1/16" Sway Bar Diameter	To Frame	K7222	1	F022	
	1-1/8" Sway Bar Diameter	To Arm	K7220	1	F022	
	1-1/8" Sway Bar Diameter	To Frame	K7223	1	F022	
	1-3/16" Sway Bar Diameter	To Frame	K7224	1	F022	
	15/16" Sway Bar Diameter	To Arm	K7143	1	F022	
	15/16" Sway Bar Diameter	To Frame	K7138	1	F022	
	1-7/32" Sway Bar Diameter, (Split Design For Easier Installation)	To Frame	K80096 ‡	1	F022	
	3/4" Sway Bar Diameter	To Frame	K7221	1	F022	
	7/8" Sway Bar Diameter	To Arm	K7142	1	F022	
	7/8" Sway Bar Diameter	To Frame	K7137	1	F022	
	1988-1984	1" Sway Bar Diameter	To Arm	K7144	1	F173
		1" Sway Bar Diameter	To Frame	K7139	1	F173
1-1/16" Sway Bar Diameter		To Arm	K7219	1	F173	
1-1/16" Sway Bar Diameter		To Frame	K7222	1	F173	
1-1/8" Sway Bar Diameter		To Arm	K7220	1	F173	
1-1/8" Sway Bar Diameter		To Frame	K7223	1	F173	
1-3/16" Sway Bar Diameter		To Frame	K7224	1	F173	
15/16" Sway Bar Diameter		To Arm	K7143	1	F173	
15/16" Sway Bar Diameter		To Frame	K7138	1	F173	
1-7/32" Sway Bar Diameter, (Split Design For Easier Installation)		To Frame	K80096 ‡	1	F173	
3/4" Sway Bar Diameter		To Frame	K7221	1	F173	
7/8" Sway Bar Diameter		To Arm	K7142	1	F173	
7/8" Sway Bar Diameter		To Frame	K7137	1	F173	
Wheel Hub & Bearing Assembly						
1990-1989		Rear Disc	513075	2		
Wheel Hub Repair Kit						
1990-1989	Rear Drum, (4 Stud Hub)	518501	2			
	Rear Drum, (5 Stud Hub)	518502	2			
1988-1984	(4 Stud Hub)	518501	2			
	(5 Stud Hub)	518502	2			

DODGE-Daytona (Cont.)

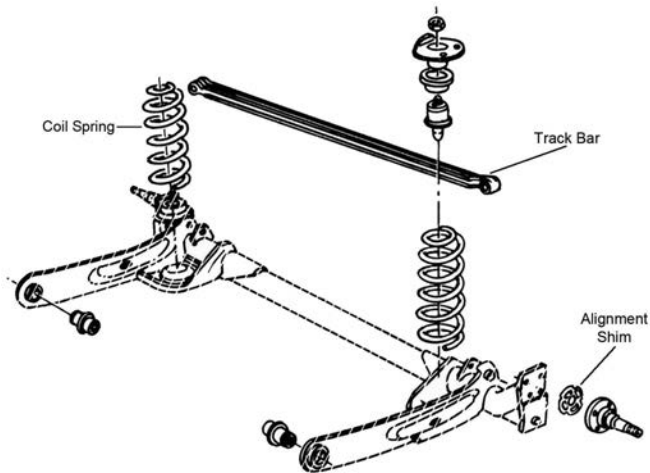
STEERING



S228

Year	Model/Application	Part	P/C Qty	Figure
Rack & Pinion Boot Kit				
1990-1987	(High Temperature)	K8441	2	S228
1986	Saginaw Rack Marked 7841002	Left K6298	1	S228
	TRW Rack Marked 25-1, (High Temperature)	K8441	2	S228
	TRW Rack Marked 25-6, (High Temperature)	K8441	2	S228
1985-1984		Left K6298	1	S228
Steering Rack Insulator Bushing				
1990-1984	Power Steering	K7113	1	S228
Tie Rod End				
1990-1987	Rack & Pinion Power, 2 Piece Rack, TRW Design, (Full Ball Stud Provides 360 Degrees Of Smooth Rotation)	Inner EV128 ‡	2	S228
1990-1984	(Powdered Metal Gusher Brg. For Better Lubrication)	Outer ES3008RL ‡	2	S228
1986	Rack & Pinion Power, TRW Design, (Full Ball Stud Provides 360 Degrees Of Smooth Rotation)	Inner EV128 ‡	2	S228
1986-1984	Rack & Pinion Power, Saginaw Design, (Full Ball Stud Provides 360 Degrees Of Smooth Rotation)	Inner EV116 ‡	2	S228
		Inner EV115 ‡	2	S228

REAR SUSPENSION



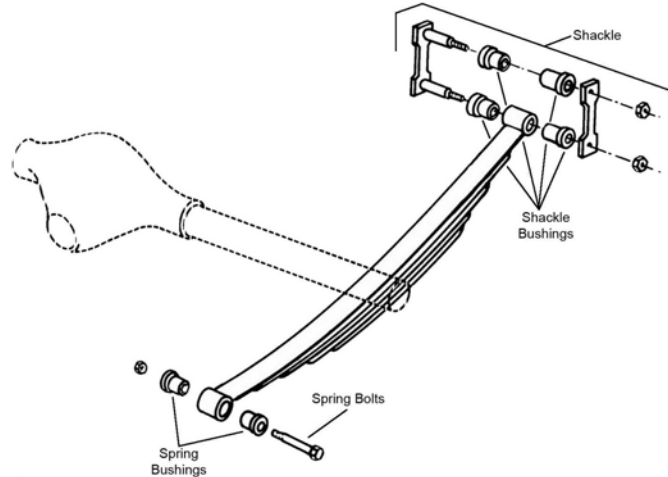
R334

Year	Model/Application	Part	P/C Qty	Figure
Track Bar				
1990-1984	(Contains Bushings)	K7163	1	R334

STEERING

Year	Model/Application	Part	P/C Qty	Figure
Tie Rod End				
1948-1946	.688" - 18 Threads, 3.410" Length, (Includes Sunoloy-Coated Metal Bearing To Combine Durability With Smooth Stud Swing) Right Outer	ES158L ‡	1	
	.688" - 18 Threads, 3.410" Length, (Includes Sunoloy-Coated Metal Bearing To Combine Durability With Smooth Stud Swing) Inner	ES158R ‡	2	
1942	.688" - 18 Threads, 3.410" Length, (Includes Sunoloy-Coated Metal Bearing To Combine Durability With Smooth Stud Swing) Right Outer	ES158L ‡	1	
	.688" - 18 Threads, 3.410" Length, (Includes Sunoloy-Coated Metal Bearing To Combine Durability With Smooth Stud Swing) Inner	ES158R ‡	2	

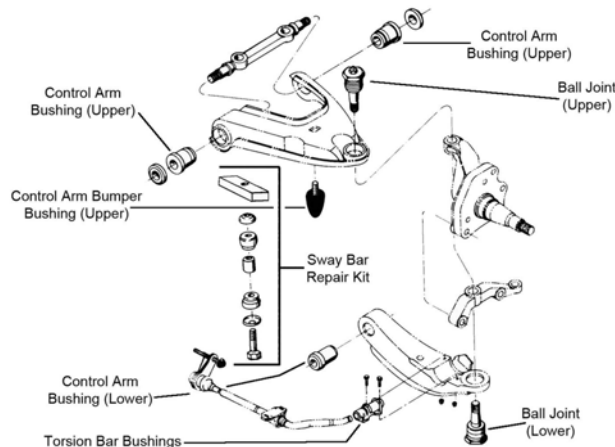
REAR SUSPENSION



R309

Year	Model/Application	Part	P/C Qty	Figure
Leaf Spring Shackle Bushing				
1948-1946	(Dome Head Bushing)	K200917	8	R309
	(Flat Head Bushing)	K200919	8	R309

FRONT SUSPENSION



F126

F126

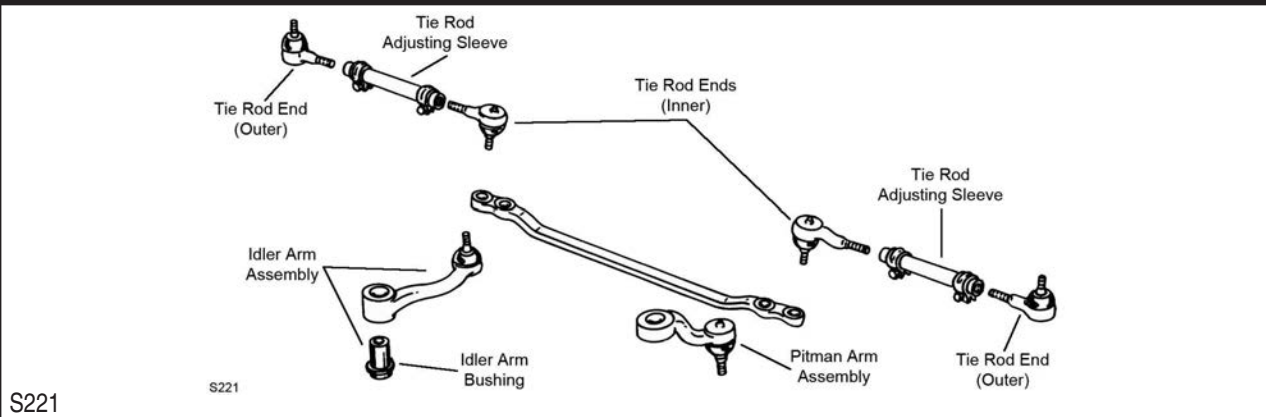
Year	Model/Application	Part	P/C Qty	Figure
Ball Joint				
1989-1977	(Powdered Metal Gusher Brg. For Better Lubrication)	Upper	K772 ‡	2
	(Press In Type, Powdered Metal Gusher Brg. For Better Lubrication)	Lower	K7069 ‡	2
Control Arm Bumper Bushing				
1989-1977		Upper	K7293	2

DODGE-Diplomat (Cont.)

FRONT SUSPENSION (Cont.)

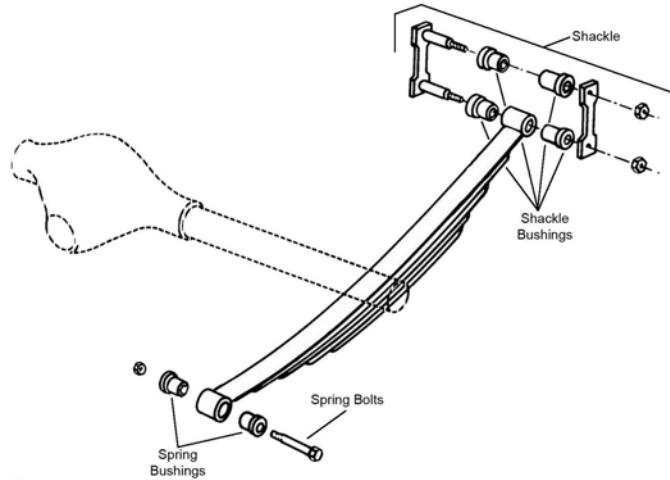
Year	Model/Application	Part	P/C Qty	Figure
Control Arm Bushing				
1989-1977		Lower	K7097	2 F126
Control Arm Bushing Set				
1989-1977	(Contains Front And Rear Bushings) (Contains Front And Rear Bushings, Standard Design)	Upper Upper	K7190 ‡ K7084	1 2 F126
Sway Bar Bushing				
1989-1980	1-1/8" Sway Bar Diameter	To Frame	K7108	1 F126
1989-1977	Except 1-1/8" Sway Bar Diameter	To Frame	K7092	1 F126
Sway Bar Repair Kit				
1989-1977	(Contains Sleeve) (Repair Sleeve Not Included)		K7087 K7304	2 2 F126

STEERING



Year	Model/Application	Part	P/C Qty	Figure
Idler Arm				
1989-1977	Except Police Or Taxi, (Powdered Metal Gusher Brg. For Better Lubrication)		K7086 ‡	1 S221
Pitman Arm				
1989-1977	Power Steering, (Greaseable Socket Reduces Corrosion/Wear)		K7101 ‡	1 S221
1979-1977	Manual Steering, (Greaseable Socket Reduces Corrosion/Wear)		K7100 ‡	1 S221
Tie Rod Adjusting Sleeve				
1989-1980	11/16" Inside Diameter		ES440S	2 S221
1989-1977	9/16" Inside Diameter		ES2016S	2 S221
1979-1977	(Optional 11/16" Diameter Tie Rod Ends Must Be Used)		ES440S	2 S221
Tie Rod End				
1989-1977	11/16" Diameter Rod, (Powdered Metal Gusher Brg. For Better Lubrication)	Outer	ES352R ‡	2 S221
	11/16" Diameter Rod, (Powdered Metal Gusher Brg. For Better Lubrication)	Inner	ES355RL ‡	2 S221
	9/16" Diameter Rod, (Right Hand Threads, Powdered Metal Gusher Brg. For Better Lubrication)	Outer	ES401R ‡	2 S221
	9/16" Diameter Rod, (Left Hand Threads, Powdered Metal Gusher Brg. For Better Lubrication)	Inner	ES401L ‡	2 S221

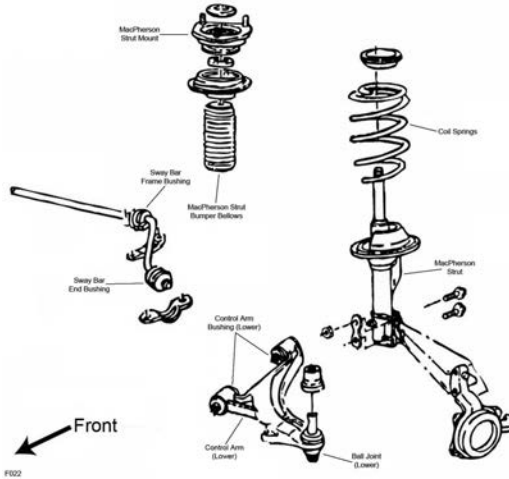
REAR SUSPENSION



R309

Year	Model/Application	Part	P/C Qty	Figure	
Leaf Spring Bushing					
1989-1986	Standard Suspension	Fixed End	SB364	2	R309
1985-1977		Fixed End	SB364	2	R309
Leaf Spring Shackle Bushing					
1989-1977	(Split Type Bushing)		K7308	4	R309

FRONT SUSPENSION



F022

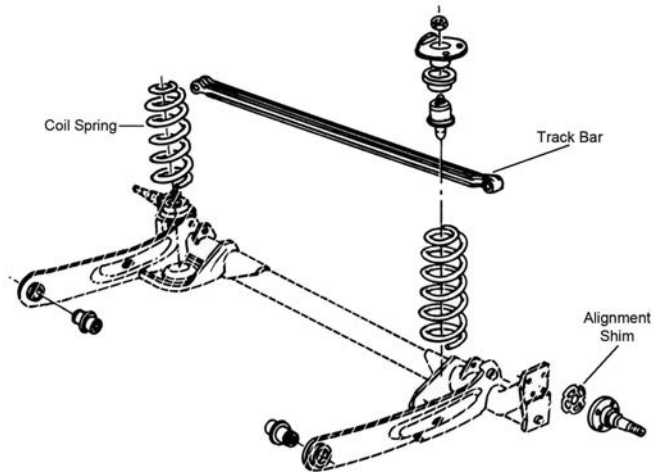
Year	Model/Application	Part	P/C Qty	Figure	
Control Arm Bushing					
1990-1988	(2 Piece Bushing, Contains Front And Rear Bushings)	Lower	K7294 ‡	2	F022
Strut Bearing Spacer					
1990-1988	(Spacer)		K7378	2	F022
Strut Bumper Bellows					
1990-1988	(OE Material For Strut Performance And Longevity, Contains Bumper)		K90462 ‡	2	F022
Strut Mount					
1990-1988	(Contains Bearing)		K7175	2	F022
Strut Spring Seat					
1990-1988	(Spring Seat Only)	Upper	K7333	2	F022
	(Spacer Plate Only)	Lower	K7338	2	F022
			K7377	2	F022
Sway Bar Bushing					
1990-1988	1" Sway Bar Diameter	To Arm	K7144	1	F022

DODGE-Dynasty (Cont.)

FRONT SUSPENSION (Cont.)

Year	Model/Application	Part	P/C Qty	Figure																																						
Sway Bar Bushing																																										
1990-1988 (Cont.)	1" Sway Bar Diameter	To Frame	K7139	1 F022																																						
	1-1/16" Sway Bar Diameter	To Arm	K7219	1 F022																																						
	1-1/16" Sway Bar Diameter	To Frame	K7222	1 F022																																						
	1-1/8" Sway Bar Diameter	To Arm	K7220	1 F022																																						
	1-1/8" Sway Bar Diameter	To Frame	K7223	1 F022																																						
	1-3/16" Sway Bar Diameter	To Frame	K7224	1 F022																																						
	15/16" Sway Bar Diameter	To Arm	K7143	1 F022																																						
	15/16" Sway Bar Diameter	To Frame	K7138	1 F022																																						
	3/4" Sway Bar Diameter	To Frame	K7221	1 F022																																						
	7/8" Sway Bar Diameter	To Arm	K7142	1 F022																																						
7/8" Sway Bar Diameter	To Frame	K7137	1 F022																																							
Wheel Hub & Bearing Assembly																																										
1990-1989		513075	2																																							
Wheel Hub Repair Kit																																										
1988	(4 Stud Hub) (5 Stud Hub)	518501 518502	2 2																																							
STEERING																																										
<table border="1"> <thead> <tr> <th>Year</th> <th>Model/Application</th> <th>Part</th> <th>P/C Qty</th> <th>Figure</th> </tr> </thead> <tbody> <tr> <td colspan="5">Rack & Pinion Boot Kit</td> </tr> <tr> <td>1990-1988</td> <td>Power Steering, (High Temperature)</td> <td>K8441</td> <td>2</td> <td>S228</td> </tr> <tr> <td colspan="5">Steering Rack Insulator Bushing</td> </tr> <tr> <td>1990-1988</td> <td>(Contains Left And Right Bushings)</td> <td>K7112</td> <td>1</td> <td>S228</td> </tr> <tr> <td colspan="5">Tie Rod End</td> </tr> <tr> <td rowspan="2">1990-1988</td> <td rowspan="2">(Powdered Metal Gusher Brg. For Better Lubrication) (Full Ball Stud Provides 360 Degrees Of Smooth Rotation)</td> <td>Outer</td> <td>ES3008RL ‡</td> <td>2 S228</td> </tr> <tr> <td>Inner</td> <td>EV128 ‡</td> <td>2 S228</td> </tr> </tbody> </table>					Year	Model/Application	Part	P/C Qty	Figure	Rack & Pinion Boot Kit					1990-1988	Power Steering, (High Temperature)	K8441	2	S228	Steering Rack Insulator Bushing					1990-1988	(Contains Left And Right Bushings)	K7112	1	S228	Tie Rod End					1990-1988	(Powdered Metal Gusher Brg. For Better Lubrication) (Full Ball Stud Provides 360 Degrees Of Smooth Rotation)	Outer	ES3008RL ‡	2 S228	Inner	EV128 ‡	2 S228
Year	Model/Application	Part	P/C Qty	Figure																																						
Rack & Pinion Boot Kit																																										
1990-1988	Power Steering, (High Temperature)	K8441	2	S228																																						
Steering Rack Insulator Bushing																																										
1990-1988	(Contains Left And Right Bushings)	K7112	1	S228																																						
Tie Rod End																																										
1990-1988	(Powdered Metal Gusher Brg. For Better Lubrication) (Full Ball Stud Provides 360 Degrees Of Smooth Rotation)	Outer	ES3008RL ‡	2 S228																																						
		Inner	EV128 ‡	2 S228																																						

REAR SUSPENSION



R334

Year	Model/Application	Part	P/C Qty	Figure
Track Bar				
1990-1988	(Contains Bushings)	K7163	1	R334

Expo-DODGE

FRONT SUSPENSION

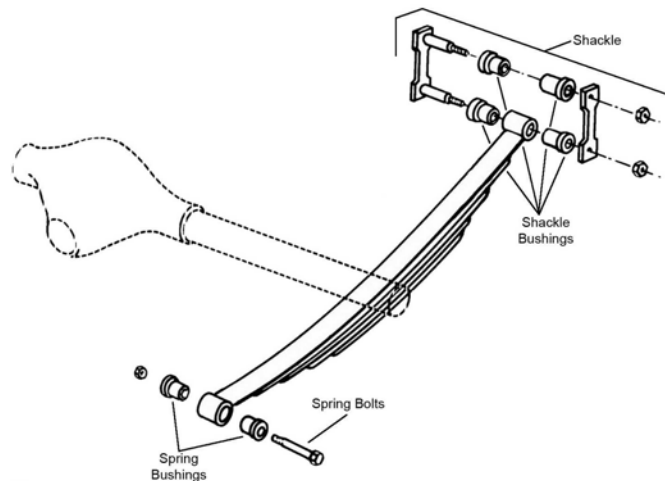
Year	Model/Application	Part	P/C Qty	Figure
Strut Mount				
1988-1987	Vehicles Built For Canadian Market, (Contains Bearing, Contains Spacer)	K7179	2	

KINGSWAY-DODGE

STEERING

Year	Model/Application	Part	P/C Qty	Figure
Tie Rod End				
1942	.688" - 18 Threads, 3.410" Length, (Includes Sunoloy-Coated Metal Bearing To Combine Durability With Smooth Stud Swing)	Right Outer ES158L ‡	1	
	.688" - 18 Threads, 3.410" Length, (Includes Sunoloy-Coated Metal Bearing To Combine Durability With Smooth Stud Swing)	Inner ES158R ‡	2	

REAR SUSPENSION

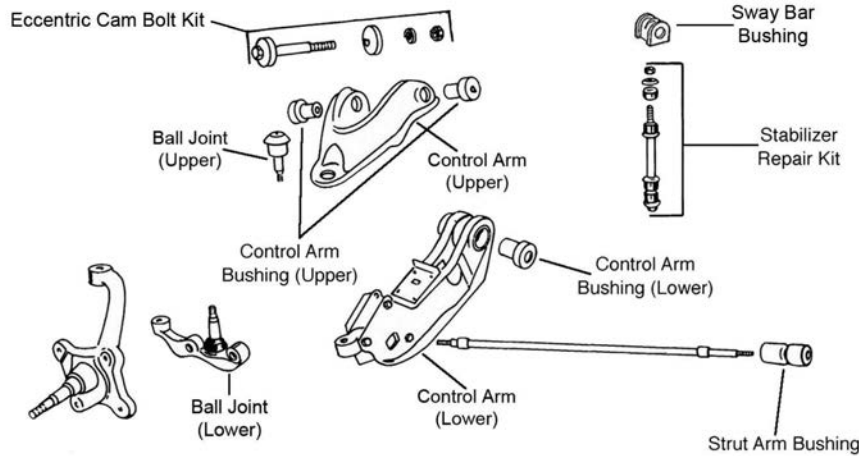


R309

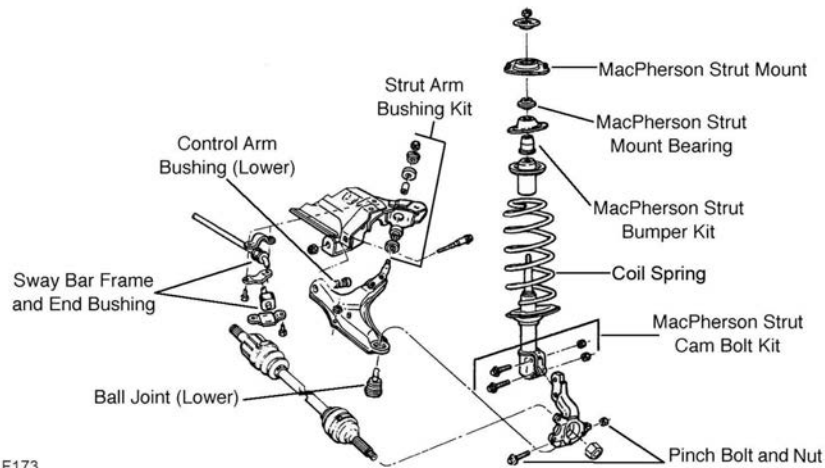
Year	Model/Application	Part	P/C Qty	Figure
Leaf Spring Shackle Bushing				
1942-1941	(Dome Head Bushing)	K200917	8	R309
	(Flat Head Bushing)	K200919	8	R309

DODGE-Lancer

FRONT SUSPENSION



F124



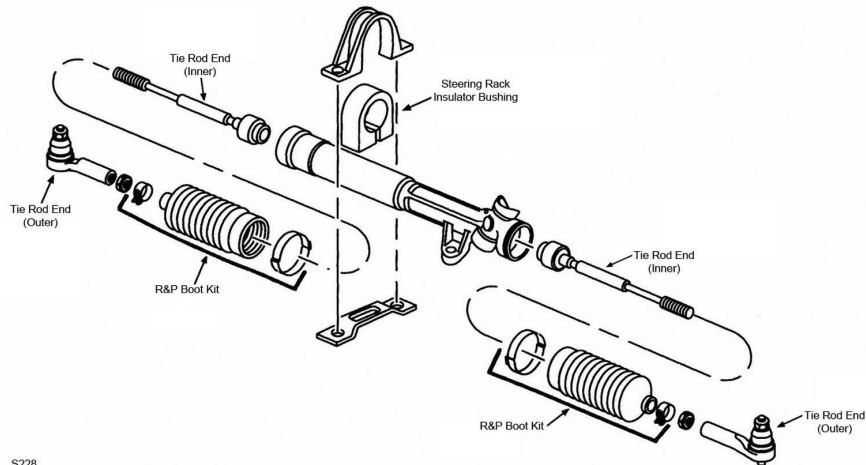
F173

Year	Model/Application	Part	P/C Qty	Figure
Ball Joint				
1989-1985	(Full Ball Stud Provides 360 Degrees Of Smooth Rotation)	Lower	K7147 ‡	2 F173
1962	(Powdered Metal Gusher Brg. For Better Lubrication)	Left Lower	K787 ‡	1 F124
	(Powdered Metal Gusher Brg. For Better Lubrication)	Right Lower	K785 ‡	1 F124
1962-1961	(Powdered Metal Gusher Brg. For Better Lubrication)	Upper	K704 ‡	2 F124
Control Arm Bushing				
1989-1985		Lower	K7099	2 F173
1962		Lower	K791	2 F124
1962-1961	(Optional, Eccentric Bushing, Provides Additional Positive(+) Camber Adjustment)	Upper	K7103	2 F124
	(Standard Design, Contains Front And Rear Bushings)	Upper	K408	1 F124
Control Arm with Ball Joint				
1988-1985	Standard Suspension, (R-Series)	Left Lower	RK621311	1 F173
	Standard Suspension, (R-Series)	Right Lower	RK621312	1 F173
Strut Bearing Spacer				
1989-1987	(Spacer)		K7378	2 F173
1986	From 1/2/86, (Spacer)		K7378	2 F173
Strut Bumper Bellows				
1989-1985	(Contains Bumper)		K90463	2 F173
Strut Mount				
1989-1987	(Contains Bearing)		K7175	2 F173
1986	From 1/2/86, (Contains Bearing)		K7175	2 F173
Strut Rod Bushing				
1988-1985	(Improved Design)	To Frame	K7098	1 F173
Strut Rod Bushing Kit				
1988-1985	(Improved Design)		K7145	1 F173

FRONT SUSPENSION (Cont.)

Year	Model/Application	Part	P/C Qty	Figure
Strut Rod Bushing Kit				
1962-1961	(Improved Design)	K7040	1	F124
Strut Spring Seat				
1989-1987	(Spring Seat Only)	Upper K7333	2	F173
		Lower K7338	2	F173
	(Spacer Plate Only)	K7377	2	F173
1986	From 1/2/86, (Spring Seat Only)	Upper K7333	2	F173
	From 1/2/86	Lower K7338	2	F173
	From 1/2/86, (Spacer Plate Only)	K7377	2	F173
Sway Bar Bushing				
1989-1987	15/16" Sway Bar Diameter	To Frame K7138	1	F173
1989-1985	1" Sway Bar Diameter	To Frame K7139	1	F173
	1-1/16" Sway Bar Diameter	To Arm K7219	1	F173
	1-1/16" Sway Bar Diameter	To Frame K7222	1	F173
	1-1/8" Sway Bar Diameter	To Arm K7220	1	F173
	1-1/8" Sway Bar Diameter	To Frame K7223	1	F173
1986-1985	15/16" Sway Bar Diameter	To Arm K7142	1	F173
	31/32" Sway Bar Diameter	To Arm K7143	1	F173
Wheel Hub Repair Kit				
1989-1985	(4 Stud Hub)	518501	2	
	(5 Stud Hub)	518502	2	

STEERING



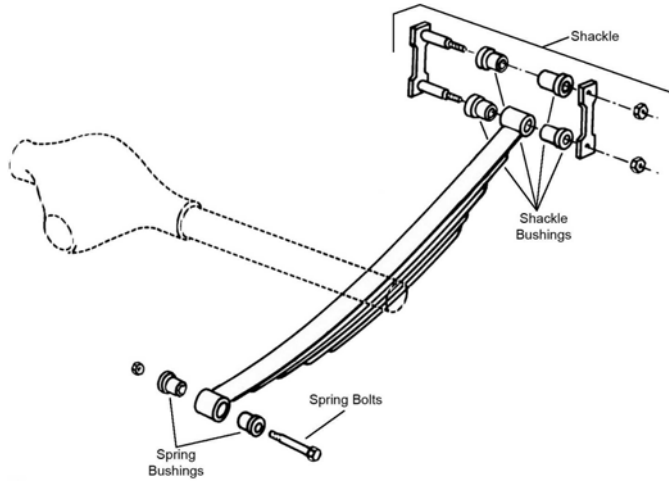
S228

S228

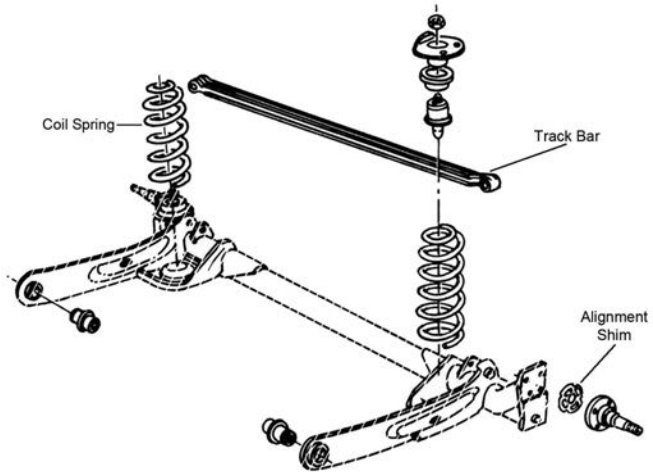
Year	Model/Application	Part	P/C Qty	Figure
Rack & Pinion Boot Kit				
1989-1987	(High Temperature)	K8441	2	S228
1986	Saginaw Rack Marked 7841002	Left K6298	1	S228
	TRW Rack Marked 25-1, (High Temperature)	K8441	2	S228
	TRW Rack Marked 25-6, (High Temperature)	K8441	2	S228
1985		Left K6298	1	S228
Steering Rack Insulator Bushing				
1989-1985	Power Steering	K7113	1	S228
Tie Rod Adjusting Sleeve				
1962-1961		ES319S	2	
Tie Rod End				
1989-1986	Rack & Pinion Power, 2 Piece Rack, TRW Design Rack And Pinion Gear, (Full Ball Stud Provides 360 Degrees Of Smooth Rotation)	Inner EV128 ‡	2	S228
1989-1985	(Powdered Metal Gusher Brg. For Better Lubrication)	Outer ES3008RL ‡	2	S228
	Rack & Pinion Power, Saginaw Design Rack And Pinion Gear, (Full Ball Stud Provides 360 Degrees Of Smooth Rotation)	Inner EV116 ‡	2	S228
1985	Rack & Pinion Power, TRW Design Rack And Pinion Gear, (Full Ball Stud Provides 360 Degrees Of Smooth Rotation)	Inner EV115 ‡	2	S228
1962	(Powdered Metal Gusher Brg. For Better Lubrication)	Outer ES319R ‡	2	
	(Powdered Metal Gusher Brg. For Better Lubrication)	Inner ES319L ‡	2	

DODGE-Lancer (Cont.)

REAR SUSPENSION



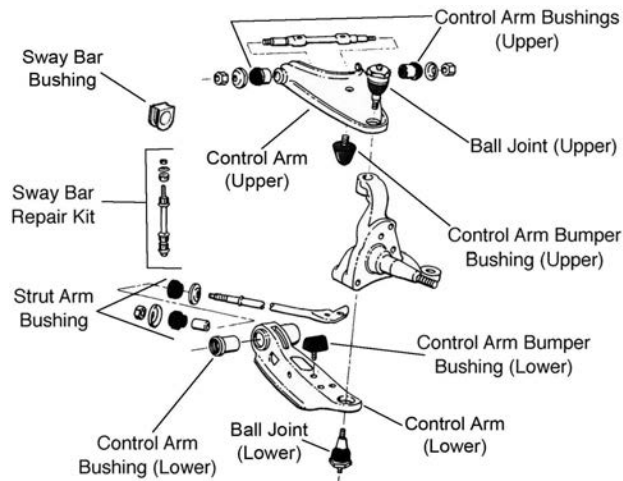
R309



R334

Year	Model/Application	Part	P/C Qty	Figure
Leaf Spring Shackle				
1962-1961		K150239	2	R309
Leaf Spring Shackle Bushing				
1962-1961		K7309	4	R309
Track Bar				
1989-1985	(Contains Bushings)	K7163	1	R334

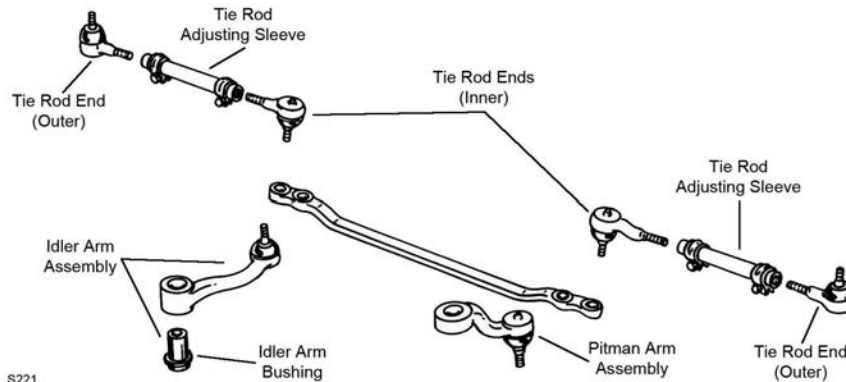
FRONT SUSPENSION



F125

Year	Model/Application	Part	P/C Qty	Figure	
Ball Joint					
1979-1978	(Powdered Metal Gusher Brg. For Better Lubrication)	Upper	K772 ‡	2	F125
	(Press In Type, Powdered Metal Gusher Brg. For Better Lubrication)	Lower	K7069 ‡	2	F125
Control Arm Bumper Bushing					
1979-1978		Upper	K7293	2	F125
Control Arm Bushing					
1979-1978	(Contains Front And Rear Bushings)	Upper	K7058	2	F125
		Lower	K7059	2	F125
Sway Bar Bushing					
1979-1978		To Frame	K7062	1	F125
		To Strut Rod	K7064	1	F125

STEERING

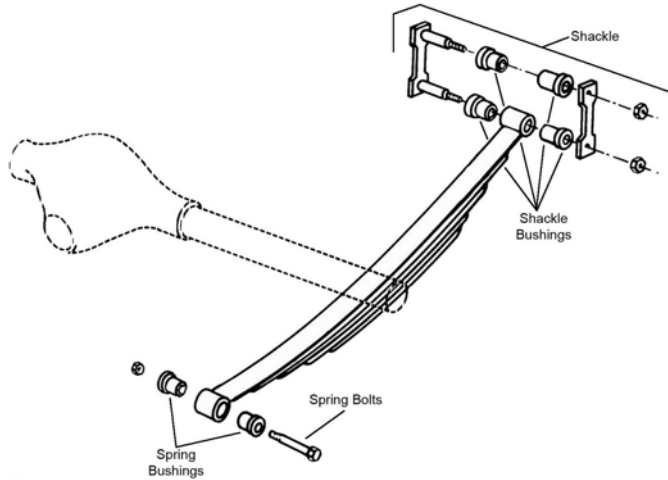


S221

Year	Model/Application	Part	P/C Qty	Figure	
Idler Arm					
1979-1978	(Powdered Metal Gusher Brg. For Better Lubrication)		K7066 ‡	1	S221
Pitman Arm					
1979-1978	Power Steering, (Greaseable Socket Reduces Corrosion/Wear)		K7076 ‡	1	S221
Tie Rod Adjusting Sleeve					
1979-1978			ES430S	2	S221
Tie Rod End					
1979-1978	(Right Hand Threads, Powdered Metal Gusher Brg. For Better Lubrication)	Outer	ES401R ‡	2	S221
	(Left Hand Threads, Powdered Metal Gusher Brg. For Better Lubrication)	Inner	ES401L ‡	2	S221

DODGE-Magnum (Cont.)

REAR SUSPENSION



R309

Year	Model/Application	Part	P/C Qty	Figure
Leaf Spring Bushing				
1979-1978	Fixed End	SB364	2	R309
Leaf Spring Shackle Bushing				
1979-1978	(Split Type Bushing)	K7308	4	R309

DODGE-Matador

FRONT SUSPENSION

Year	Model/Application	Part	P/C Qty	Figure
Ball Joint				
1960	(Powdered Metal Gusher Brg. For Better Lubrication) (Threaded Type, Powdered Metal Gusher Brg. For Better Lubrication)	Upper Lower	K772 ‡ K719 ‡	2 2
Control Arm Bushing				
1960	(Contains Front And Rear Bushings)	Upper	K325	1
Strut Rod Bushing				
1960	(Improved Design)		K7039	1

STEERING

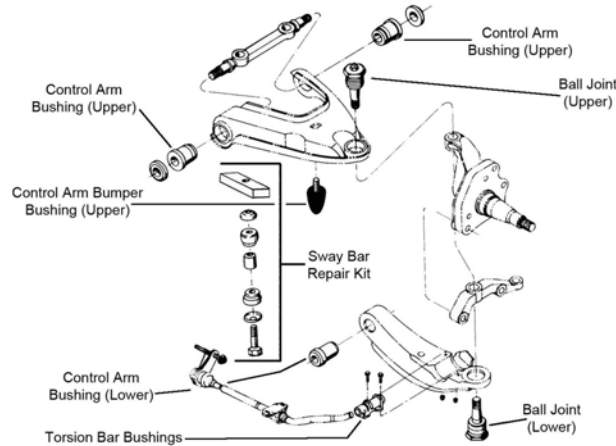
Year	Model/Application	Part	P/C Qty	Figure
Tie Rod Adjusting Sleeve				
1960	11/16" - 18 Thread, 4.72" Length	ES2004S	1	

DODGE-Meadowbrook

STEERING

Year	Model/Application	Part	P/C Qty	Figure
Tie Rod End				
1954	6 Cyl, Conventional Power Steering, .688" - 18 Threads, 3.410" Length, (Includes Sunoloy-Coated Metal Bearing To Combine Durability With Smooth Stud Swing)	Outer	ES158R ‡	2
1954-1953	6 Cyl, Conventional Manual Steering, .688" - 18 Threads, 3.410" Length, (Includes Sunoloy-Coated Metal Bearing To Combine Durability With Smooth Stud Swing)	Right Outer	ES158L ‡	1
		Inner	ES158R ‡	2
1952-1949	.688" - 18 Threads, 3.410" Length, (Includes Sunoloy-Coated Metal Bearing To Combine Durability With Smooth Stud Swing)	Right Outer	ES158L ‡	1
		Inner	ES158R ‡	2

FRONT SUSPENSION

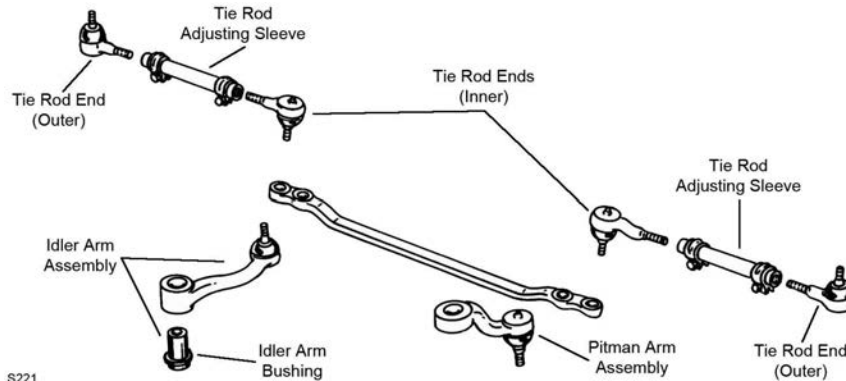


F126

F126

Year	Model/Application	Part	P/C Qty	Figure
Ball Joint				
1983-1980	(Powdered Metal Gusher Brg. For Better Lubrication)	Upper	K772 ‡	2 F126
	(Press In Type, Powdered Metal Gusher Brg. For Better Lubrication)	Lower	K7069 ‡	2 F126
Control Arm Bumper Bushing				
1983-1980		Upper	K7293	2 F126
Control Arm Bushing				
1983-1980		Lower	K7097	2 F126
Control Arm Bushing Set				
1983-1982	(Contains Front And Rear Bushings)	Upper	K7190 ‡	1 F126
1983-1980	(Contains Front And Rear Bushings, Standard Design)	Upper	K7084	2 F126
1980	(Contains Front And Rear Bushings)	Upper	K7190 ‡	1 F126
Sway Bar Bushing				
1983-1980	1-1/8" Sway Bar Diameter	To Frame	K7108	1 F126
	Except 1-1/8" Sway Bar Diameter	To Frame	K7092	1 F126
Sway Bar Repair Kit				
1983-1980	(Contains Sleeve)		K7087	2 F126
	(Repair Sleeve Not Included)		K7304	2 F126

STEERING



S221

S221

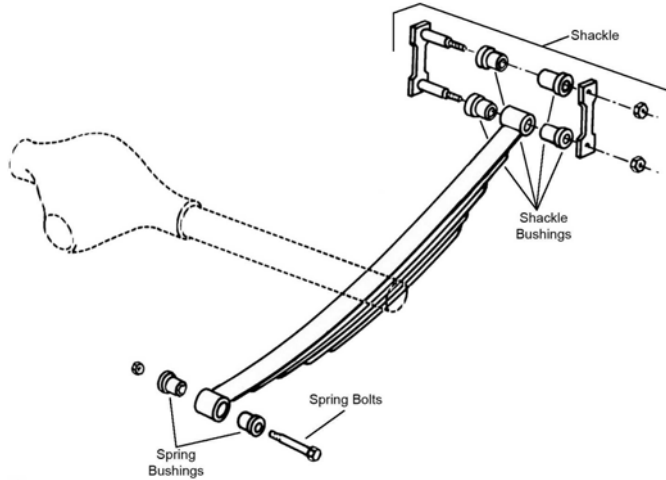
Year	Model/Application	Part	P/C Qty	Figure
Idler Arm				
1983-1980	Except Police Or Taxi, (Powdered Metal Gusher Brg. For Better Lubrication)		K7086 ‡	1 S221
Pitman Arm				
1983-1980	(Greaseable Socket Reduces Corrosion/Wear)		K7101 ‡	1 S221
Tie Rod Adjusting Sleeve				
1983-1980	11/16" Inside Diameter		ES440S	2 S221
	9/16" Inside Diameter		ES2016S	2 S221

DODGE-Mirada (Cont.)

STEERING (Cont.)

Year	Model/Application	Part	P/C Qty	Figure
Tie Rod End				
1983-1980	1 1/16" Diameter Rod, (Powdered Metal Gusher Brg. For Better Lubrication)	Outer	ES352R ‡	2 S221
	1 1/16" Diameter Rod, (Powdered Metal Gusher Brg. For Better Lubrication)	Inner	ES355RL ‡	2 S221
	9/16" Diameter Rod, (Powdered Metal Gusher Brg. For Better Lubrication)	Outer	ES401R ‡	2 S221
	9/16" Diameter Rod, (Powdered Metal Gusher Brg. For Better Lubrication)	Inner	ES401L ‡	2 S221

REAR SUSPENSION

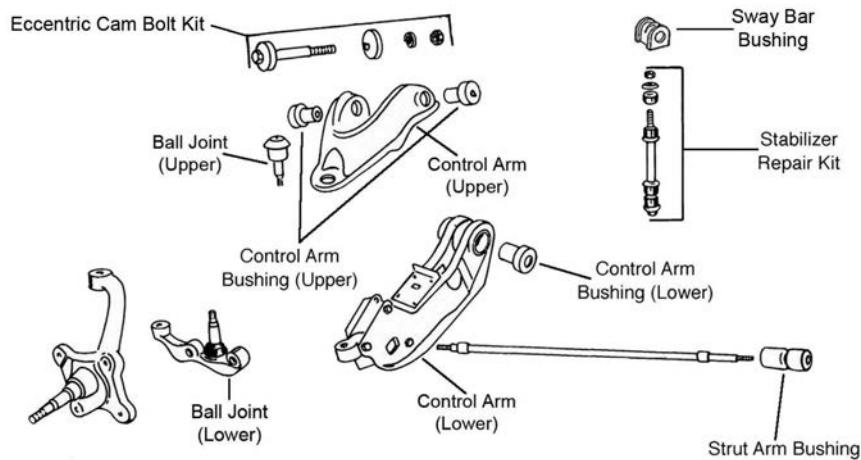


R309

Year	Model/Application	Part	P/C Qty	Figure
Leaf Spring Bushing				
1983-1980	Fixed End	SB364	2	R309
Leaf Spring Shackle Bushing				
1983-1980	(Split Type Bushing)	K7308	4	R309

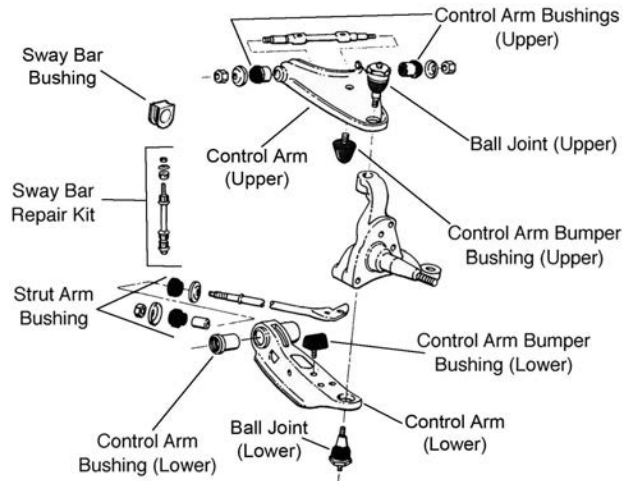
DODGE-Monaco

FRONT SUSPENSION



F124

FRONT SUSPENSION (Cont.)

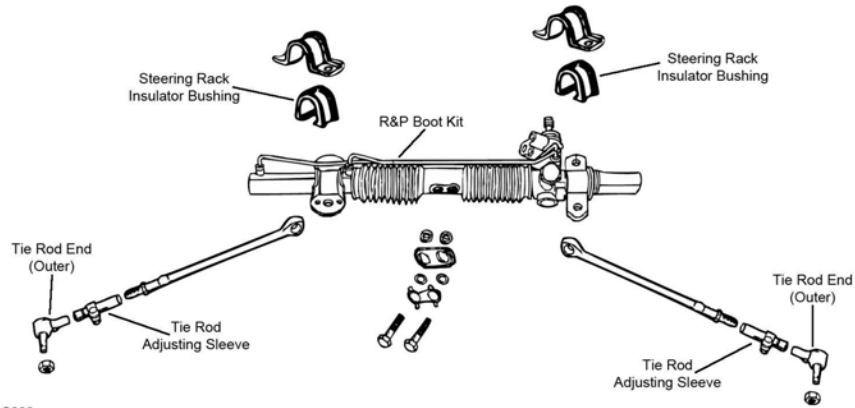


F125

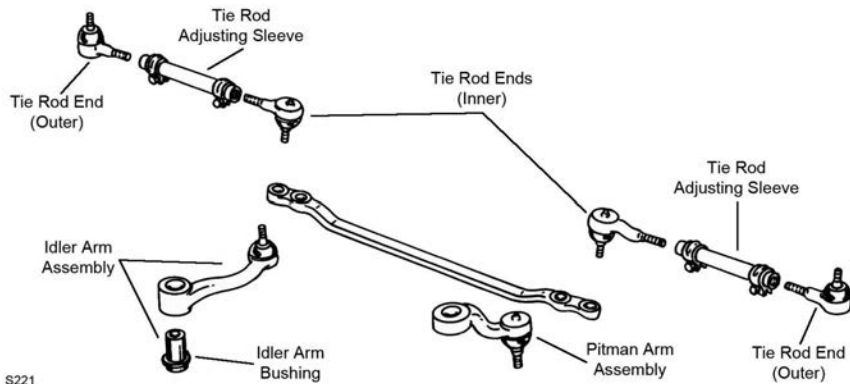
Year	Model/Application	Part	P/C Qty	Figure
Ball Joint				
1990		Lower	K3145	2
1978-1977	(Powdered Metal Gusher Brg. For Better Lubrication)	Upper	K772 ‡	2
	(Press In Type, Powdered Metal Gusher Brg. For Better Lubrication)	Lower	K7069 ‡	2
1976-1974	(Powdered Metal Gusher Brg. For Better Lubrication)	Upper	K778 ‡	2
	(Powdered Metal Gusher Brg. For Better Lubrication)	Lower	K7025 ‡	2
1973-1969	(Powdered Metal Gusher Brg. For Better Lubrication)	Upper	K772 ‡	2
1968-1965	Front Drum, Rear Drum, (Powdered Metal Gusher Brg. For Better Lubrication)	Upper	K772 ‡	2
Control Arm Bumper Bushing				
1978-1974		Upper	K7293	2
1973-1967		Upper	K7293	2
Control Arm Bushing				
1978-1977	(Contains Front And Rear Bushings)	Upper	K7058	2
		Lower	K7059	2
1976-1974	(Contains Front And Rear Bushings)	Upper	K7070	2
1973-1965	(Optional, Eccentric Bushing, Provides Additional Positive(+) Camber Adjustment, High Quality Elastomer For Durability And Performance)	Upper	K7104 ‡	2
		Lower	K7007	2
Control Arm Bushing Set				
1973-1965	(Contains Front And Rear Bushings, Standard Design)	Upper	K7006	2
Strut Bumper Bellows				
1990	(Replacement Type, Contains Bumper)		K90460	2
Strut Mount				
1990	(Contains Bearing)		K7227	2
Strut Rod Bushing Kit				
1973-1965	(Standard Design)		K7019A	1
Sway Bar Bushing				
1978-1977		To Strut Rod	K7064	1
1976-1974		To Frame	K7061	1
1973-1965		To Frame	K7061	1
		To Strut Rod	K7064	1
Sway Bar Repair Kit				
1976-1974	(Heavy Duty Design)		K6629 ‡	2
	(Includes Polyurethane Bushings And Solid Metal Sleeve For Enhanced Performance. Barrel Nut Allows For Easier Installation.)		K700535 ‡	2
	(Standard Design)		K8266	2

DODGE-Monaco (Cont.)

STEERING



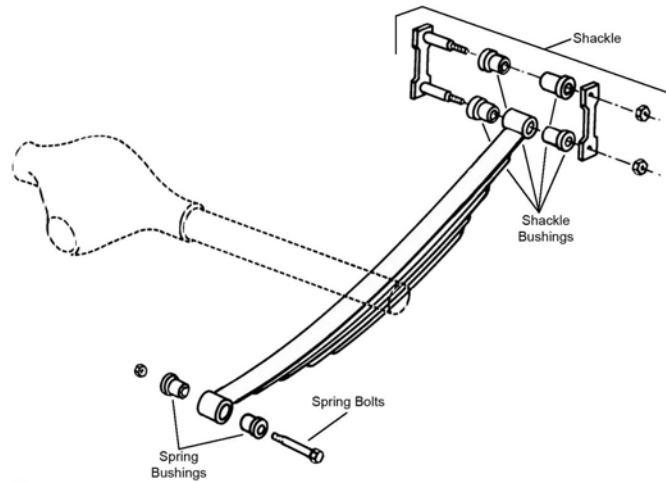
S006



S221

Year	Model/Application	Part	P/C Qty	Figure
Idler Arm				
1978-1977	Except Police, (Powdered Metal Gusher Brg. For Better Lubrication)	K7066 ‡	1	S221
1976-1974	(Powdered Metal Gusher Brg. For Better Lubrication)	K7073 ‡	1	S221
1973-1965	(Powdered Metal Gusher Brg. For Better Lubrication)	K7014 ‡	1	S221
Idler Arm Bushing Kit				
1976-1968	(For OE Design Idler Arm Only)	K7046	1	S221
Pitman Arm				
1978-1977	Power Steering, (Greaseable Socket Reduces Corrosion/Wear)	K7076 ‡	1	S221
Rack & Pinion Boot Kit				
1990		K7210	1	S006
Rack & Pinion Inner Bushing				
1990	(OE 1 Piece Design)	K7423	2	S006
Tie Rod Adjusting Sleeve				
1978-1977		ES430S	2	S221
1976-1974		ES440S	2	S221
1965	4.72" Length	ES2004S	2	S221
Tie Rod End				
1978-1977	(Right Hand Threads, Powdered Metal Gusher Brg. For Better Lubrication)	Outer ES401R ‡	2	S221
	(Left Hand Threads, Powdered Metal Gusher Brg. For Better Lubrication)	Inner ES401L ‡	2	S221
1976-1966	(Powdered Metal Gusher Brg. For Better Lubrication)	Inner ES355RL ‡	2	S221
1976-1965	(Powdered Metal Gusher Brg. For Better Lubrication)	Outer ES352R ‡	2	S221
1965	5.00" Length, (Powdered Metal Gusher Brg. For Better Lubrication)	Inner ES355RL ‡	2	S221
Tie Rod End Bushing Kit				
1990	(2 Piece Design, Contains Lock Plate, Bolts, And Washers, 2 Piece Bushing Design Allows Easier Installation)	Inner K7408 ‡	1	S006
	(Contains 2 Piece Design Bushing And Lock Plate)	Inner K7349 ‡	1	S006

REAR SUSPENSION

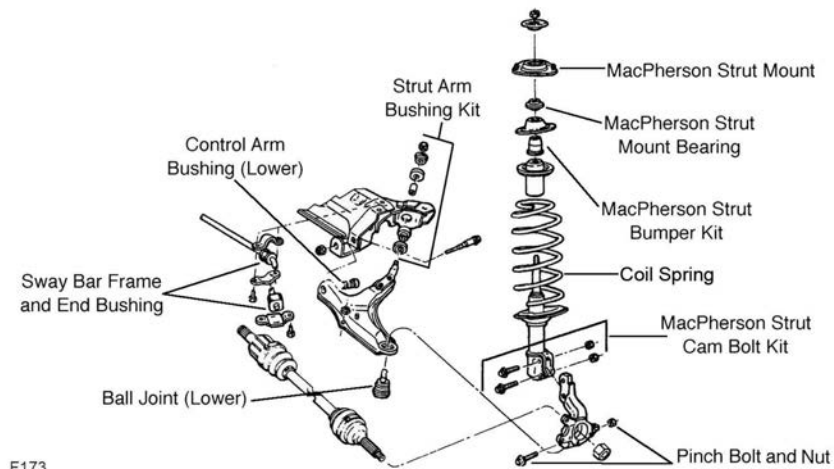


R309

Year	Model/Application	Part	P/C Qty	Figure
Leaf Spring Bolt Kit				
1973-1965	Fixed End	K150236	2	R309
Leaf Spring Bushing				
1978-1974	4 Dr. Station Wagon, 6 Passenger	Fixed End SB364	2	R309
	4 Dr. Station Wagon, 9 Passenger	Fixed End K200998	2	R309
1973-1972		Fixed End K200958	2	R309
Leaf Spring Shackle Bushing				
1978-1965	(Split Type Bushing)	K7308	4	R309

Omni-DODGE

FRONT SUSPENSION



F173

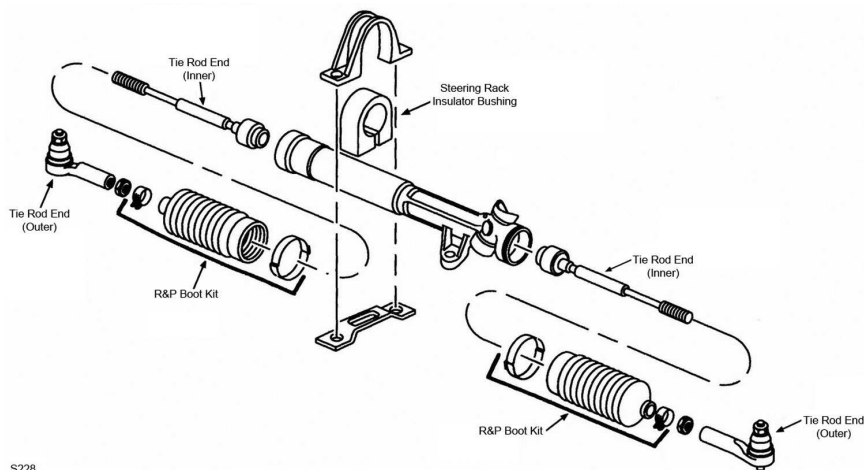
Year	Model/Application	Part	P/C Qty	Figure
Ball Joint				
1990-1984	(Full Ball Stud Provides 360 Degrees Of Smooth Rotation)	Lower K7147 ‡	2	F173
1983-1981	(Full Ball Stud Provides 360 Degrees Of Smooth Rotation)	Lower K7115 ‡	2	F173
Control Arm Bushing				
1990-1978		Lower K7099	2	F173
Control Arm with Ball Joint				
1990-1984	(R-Series)	Left Lower RK621311	1	F173
	(R-Series)	Right Lower RK621312	1	F173
Strut Bumper Bellows				
1990	(OE Material For Strut Performance And Longevity, Contains Bumper)	K90462 ‡	2	F173
1989-1978	(Replacement Type, Contains Bumper)	K90460	2	F173

DODGE-Omni (Cont.)

FRONT SUSPENSION (Cont.)

Year	Model/Application	Part	P/C Qty	Figure
Strut Mount				
1990-1978	(Contains Bearing, Contains Spacer)	K7179	2	F173
Strut Rod Bushing				
1990-1978	(Improved Design) To Frame	K7098	1	F173
Strut Rod Bushing Kit				
1990-1984	(Improved Design)	K7145	1	F173
Sway Bar Bushing				
1990-1984	1" Sway Bar Diameter To Frame	K7139	1	F173
	1-1/16" Sway Bar Diameter To Frame	K7222	1	F173
	1-1/8" Sway Bar Diameter To Frame	K7223	1	F173
	1-3/16" Sway Bar Diameter To Frame	K7224	1	F173
	15/16" Sway Bar Diameter To Frame	K7138	1	F173
	3/4" Sway Bar Diameter To Frame	K7221	1	F173
	7/8" Sway Bar Diameter To Frame	K7137	1	F173
1990-1982	1" Sway Bar Diameter To Arm	K7144	1	F173
	1-1/16" Sway Bar Diameter To Arm	K7219	1	F173
	1-1/8" Sway Bar Diameter To Arm	K7220	1	F173
	15/16" Sway Bar Diameter To Arm	K7143	1	F173
	7/8" Sway Bar Diameter To Arm	K7142	1	F173
1983-1982	1" Sway Bar Diameter, (Contains Thermoplastic Bushings And Universal Mounting Bracket) To Frame	K8793 ‡	1	F173
	7/8" Sway Bar Diameter To Frame	K7135	1	F173
	7/8" Sway Bar Diameter, (Contains Thermoplastic Bushings And Universal Mounting Bracket) To Frame	K8791 ‡	1	F173
1981-1978	1" Sway Bar Diameter To Frame	K7109	1	F173
Wheel Hub Repair Kit				
1990-1987		518500	2	
1986	GLH, GLHS, (4 Stud Hub)	518501	2	
	GLH, GLHS, (5 Stud Hub)	518502	2	
1986-1984	Base Model, SE	518500	2	
1985-1984	GLH, (4 Stud Hub)	518501	2	
	GLH, (5 Stud Hub)	518502	2	
1983-1979		518500	2	
1978	2nd Design	518500	2	

STEERING

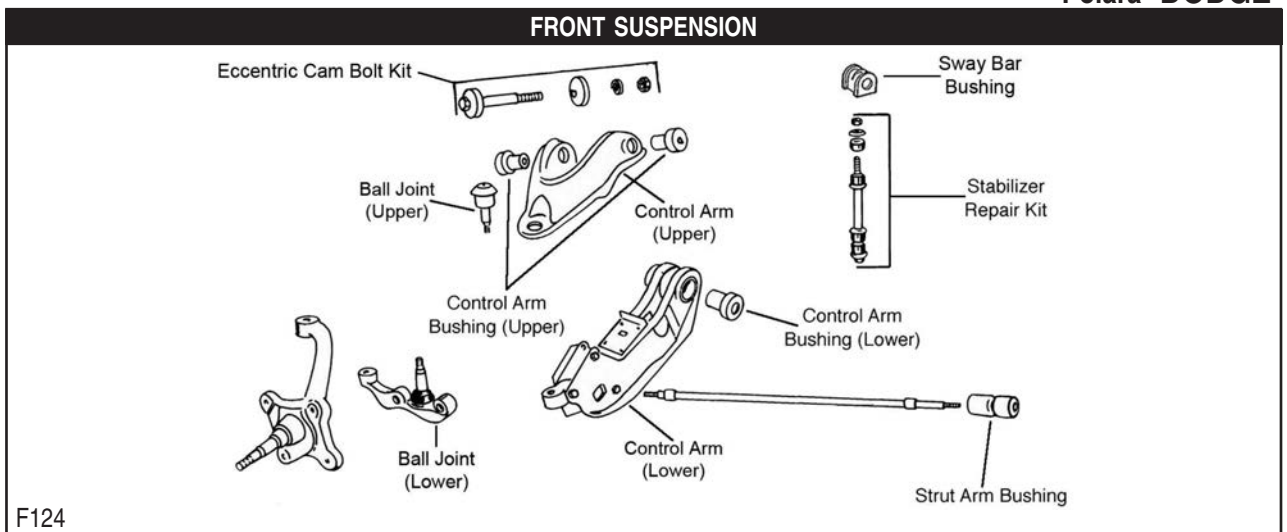


S228

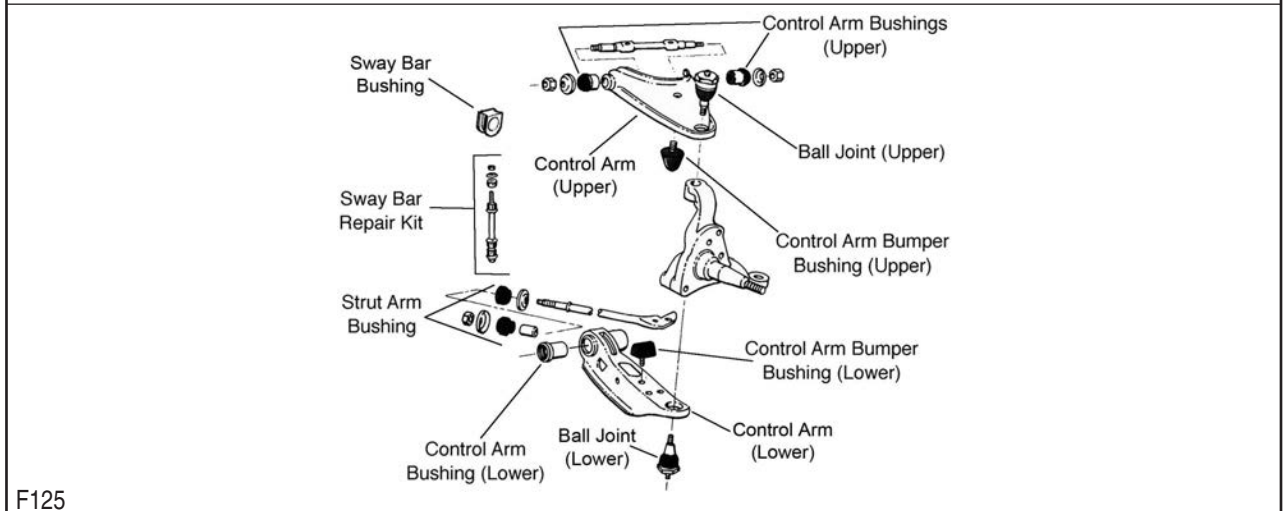
S228

Year	Model/Application	Part	P/C Qty	Figure	
Rack & Pinion Boot Kit					
1990-1988	Power Steering, (High Temperature)	K8441	2	S228	
1987	TRW Rack Marked 25-6, Power Steering, (High Temperature)	K8441	2	S228	
1987-1978	Rack Marked 7846704, Power Steering Saginaw Rack Marked 7841002, Power Steering	Left	K6298	1	S228
		Left	K6298	1	S228
Steering Rack Insulator Bushing					
1990-1983	Power Steering	K7113	1	S228	
1982-1981	1 Mounting Bushing, Power Steering	K7113	1	S228	
1982-1978	Power Steering, (Contains Left And Right Bushings)	K7112	1	S228	

STEERING (Cont.)				
Year	Model/Application	Part	P/C Qty	Figure
Steering Rack Insulator Bushing				
1980	From 6/2/80, Power Steering	K7113	1	S228
1979-1978	1 Mounting Bushing, Power Steering, Saginaw Design Rack And Pinion Gear	Right K7113	1	S228
Tie Rod End				
1990-1986	Rack & Pinion Power, Saginaw Design Rack And Pinion Gear, (Full Ball Stud Provides 360 Degrees Of Smooth Rotation)	Inner EV116 ‡	2	S228
	Rack & Pinion Power, TRW Design Rack And Pinion Gear, (Full Ball Stud Provides 360 Degrees Of Smooth Rotation)	Inner EV128 ‡	2	S228
1990-1984	Rack & Pinion Manual, (Full Ball Stud Provides 360 Degrees Of Smooth Rotation)	Inner EV126 ‡	2	S228
1990-1978	(Powdered Metal Gusher Brg. For Better Lubrication)	Outer ES3008RL ‡	2	S228
1985-1978	Rack & Pinion Power, (Full Ball Stud Provides 360 Degrees Of Smooth Rotation)	Inner EV116 ‡	2	S228
1983-1978	Rack & Pinion Manual, Internally Threaded Racks Or Gears Marked 230, (Full Ball Stud Provides 360 Degrees Of Smooth Rotation)	Inner EV126 ‡	2	S228



F124



F125

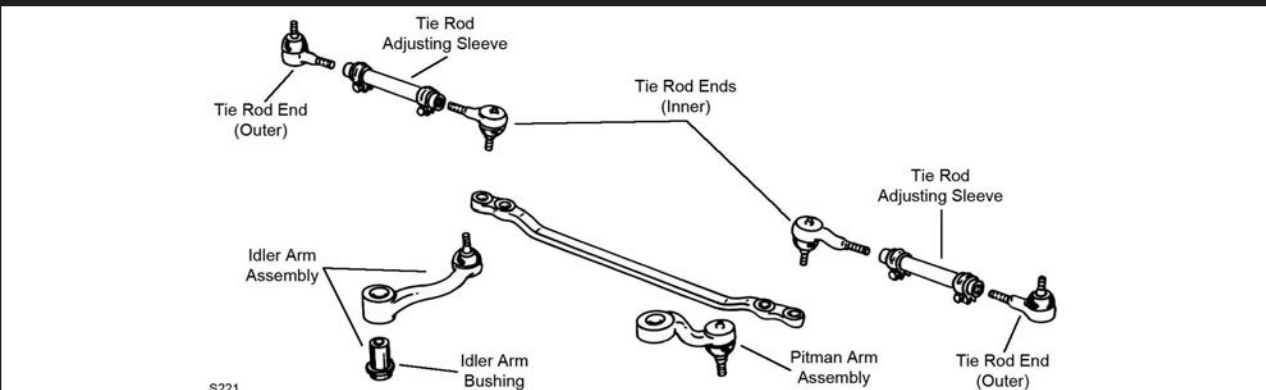
Year	Model/Application	Part	P/C Qty	Figure
Ball Joint				
1973-1969	(Powdered Metal Gusher Brg. For Better Lubrication)	Upper K772 ‡	2	F124
1968-1965	Front Drum, Rear Drum, (Powdered Metal Gusher Brg. For Better Lubrication)	Upper K772 ‡	2	F124
1964-1962	(Powdered Metal Gusher Brg. For Better Lubrication)	Upper K772 ‡	2	F124
	(Powdered Metal Gusher Brg. For Better Lubrication)	Left Lower K783 ‡	1	F124
	(Powdered Metal Gusher Brg. For Better Lubrication)	Right Lower K781 ‡	1	F124
1961-1960	(Powdered Metal Gusher Brg. For Better Lubrication)	Upper K772 ‡	2	F125
	(Threaded Type, Powdered Metal Gusher Brg. For Better Lubrication)	Lower K719 ‡	2	F125

DODGE-Polara (Cont.)

FRONT SUSPENSION (Cont.)

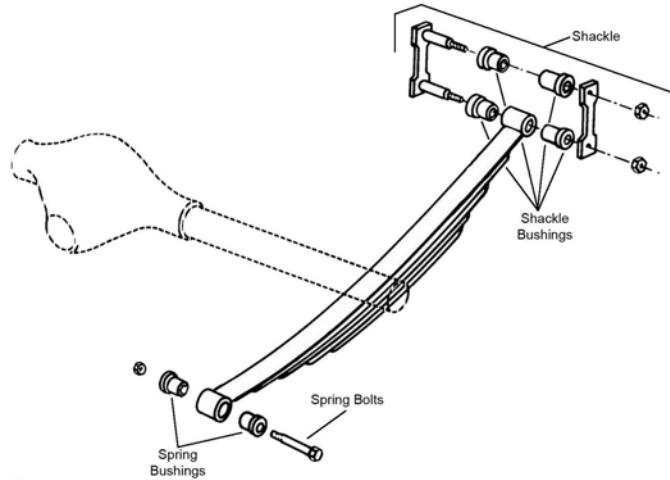
Year	Model/Application	Part	P/C Qty	Figure
Control Arm Bumper Bushing				
1973-1967		Upper K7293	2	F124
Control Arm Bushing				
1973-1965	(Optional, Eccentric Bushing, Provides Additional Positive(+) Camber Adjustment, High Quality Elastomer For Durability And Performance)	Upper Lower K7104 ‡ K7007	2 2	F124 F124
1964-1962	(Contains Front And Rear Bushings)	Upper K325	1	F124
1961-1960	(Contains Front And Rear Bushings)	Upper K325	1	F125
Control Arm Bushing Set				
1973-1965	(Contains Front And Rear Bushings, Standard Design)	Upper K7006	2	F124
Strut Rod Bushing				
1964-1962		K7039	1	F124
1961-1960		K7039	1	F125
Strut Rod Bushing Kit				
1973-1965	(Standard Design)	K7019A	1	
Sway Bar Bushing				
1973-1965		To Frame To Strut Rod K7061 K7064	1 1	F124 F124

STEERING



Year	Model/Application	Part	P/C Qty	Figure
Idler Arm				
1973-1965	(Powdered Metal Gusher Brg. For Better Lubrication)	K7014 ‡	1	S221
1964-1962	(Powdered Metal Gusher Brg. For Better Lubrication)	K779 ‡	1	S221
Idler Arm Bushing Kit				
1973-1968	(For OE Design Idler Arm Only)	K7046	1	S221
Pitman Arm				
1973	Power Steering, (Greaseable Socket Reduces Corrosion/Wear)	K7076 ‡	1	S221
Tie Rod Adjusting Sleeve				
1965	4.72" Length	ES2004S	2	S221
1964-1962		ES319S	2	S221
1961-1960		ES2004S	2	S221
Tie Rod End				
1973-1966	(Powdered Metal Gusher Brg. For Better Lubrication)	Inner ES355RL ‡	2	S221
1973-1965	(Powdered Metal Gusher Brg. For Better Lubrication)	Outer ES352R ‡	2	S221
1965	5.00" Length, (Powdered Metal Gusher Brg. For Better Lubrication)	Inner ES355RL ‡	2	S221
1964-1962	(Powdered Metal Gusher Brg. For Better Lubrication)	Outer ES319R ‡	2	S221
	(Powdered Metal Gusher Brg. For Better Lubrication)	Inner ES319L ‡	2	S221

REAR SUSPENSION

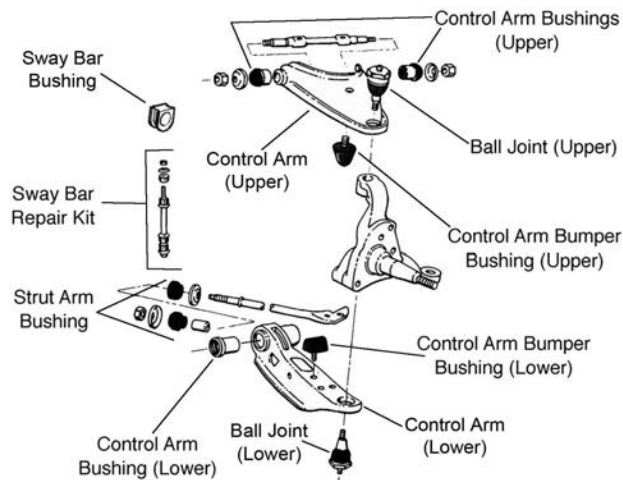


R309

Year	Model/Application	Part	P/C Qty	Figure
Leaf Spring Bolt Kit				
1973-1972	400(6.6L) Fixed End	K150236	2	R309
1973-1971	360(5.9L) Fixed End	K150236	2	R309
1973-1966	318(5.2L) Fixed End	K150236	2	R309
1971-1970	225(3.7L) Fixed End	K150236	2	R309
1971-1963	383(6.3L) Fixed End	K150236	2	R309
1965	413(6.8L) Fixed End	K150236	2	R309
1964-1963	225(3.7L) Fixed End	K150236	2	R309
	318(5.2L) Fixed End	K150236	2	R309
1962	413(6.8L) Fixed End	K150236	2	R309
1962-1961	361(5.9L) Fixed End	K150236	2	R309
1961-1960	383(6.3L) Fixed End	K150236	2	R309
Leaf Spring Bushing				
1973-1972	(Heavy Duty) Fixed End	K200958	2	R309
Leaf Spring Shackle Bushing				
1973-1960	(Split Type Bushing)	K7308	4	R309

Royal Monaco-DODGE

FRONT SUSPENSION



F125

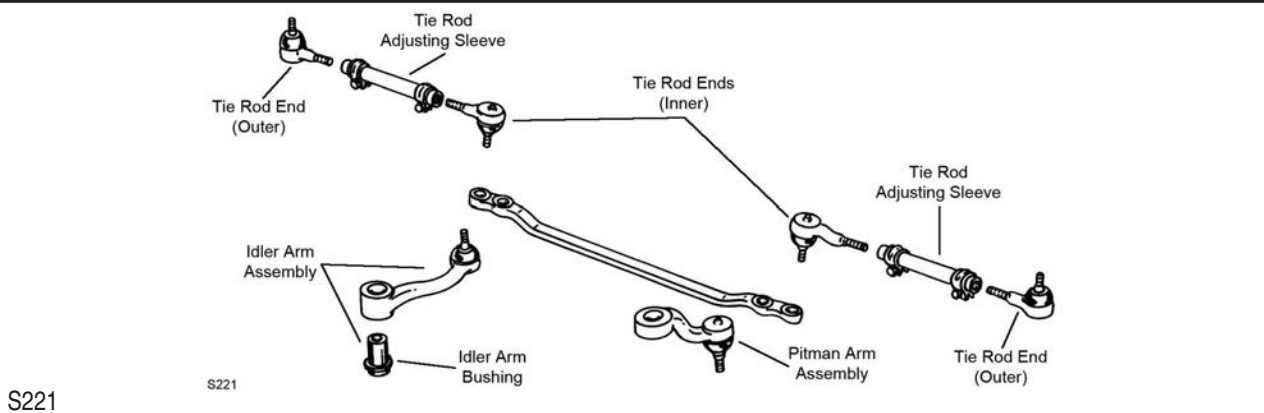
Year	Model/Application	Part	P/C Qty	Figure
Ball Joint				
1977-1975	(Powdered Metal Gusher Brg. For Better Lubrication) Upper	K778 ‡	2	F125
	(Powdered Metal Gusher Brg. For Better Lubrication) Lower	K7025 ‡	2	F125

DODGE-Royal Monaco (Cont.)

FRONT SUSPENSION (Cont.)

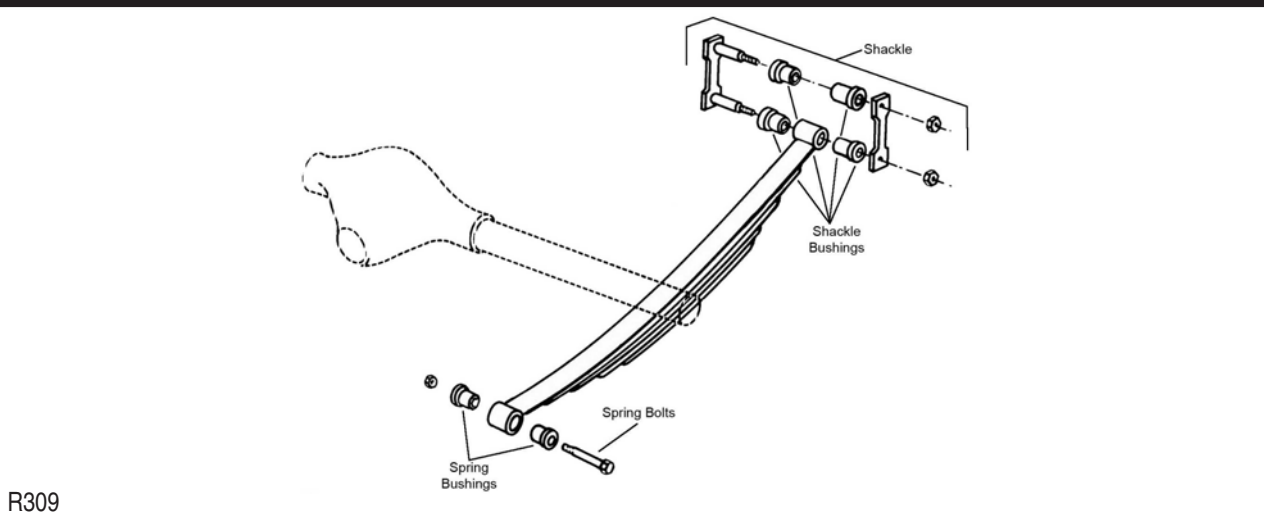
Year	Model/Application	Part	P/C Qty	Figure
Control Arm Bumper Bushing				
1977-1975		Upper	K7293	2 F125
Control Arm Bushing				
1977-1975	(Contains Front And Rear Bushings)	Upper	K7070	2 F125
Sway Bar Repair Kit				
1977-1975	(Heavy Duty Design) (Includes Polyurethane Bushings And Solid Metal Sleeve For Enhanced Performance. Barrel Nut Allows For Easier Installation.) (Standard Design)		K6629 ‡ K700535 ‡ K8266	2 F125 2 F125 2 F125

STEERING



Year	Model/Application	Part	P/C Qty	Figure
Idler Arm				
1977-1975	(Powdered Metal Gusher Brg. For Better Lubrication)		K7073 ‡	1 S221
Idler Arm Bushing Kit				
1977-1975	(For OE Design Idler Arm Only)		K7046	1 S221
Tie Rod Adjusting Sleeve				
1977-1975			ES440S	2 S221
Tie Rod End				
1977-1975	(Powdered Metal Gusher Brg. For Better Lubrication) (Powdered Metal Gusher Brg. For Better Lubrication)	Outer Inner	ES352R ‡ ES355RL ‡	2 S221 2 S221

REAR SUSPENSION



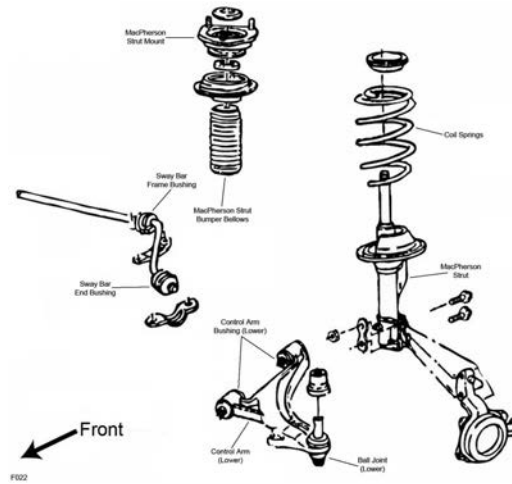
Year	Model/Application	Part	P/C Qty	Figure
Leaf Spring Bushing				
1977-1976	2 Dr. Hardtop, 4 Dr. Sedan	Fixed End	SB364	2 R309
1975	2 Dr. Hardtop, 4 Dr. Hardtop, 4 Dr. Sedan	Fixed End	SB364	2 R309

REAR SUSPENSION (Cont.)

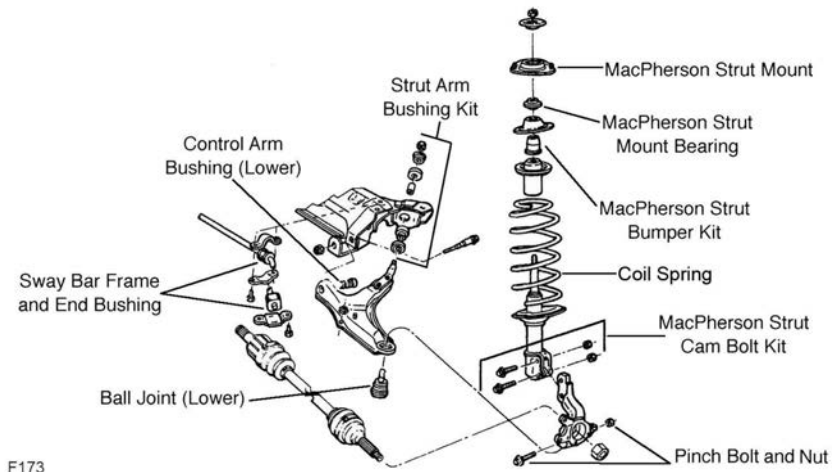
Year	Model/Application	Part	P/C Qty	Figure
Leaf Spring Shackle Bushing				
1977-1975	(Split Type Bushing)	K7308	4	R309

Shadow-DODGE

FRONT SUSPENSION



F022



F173

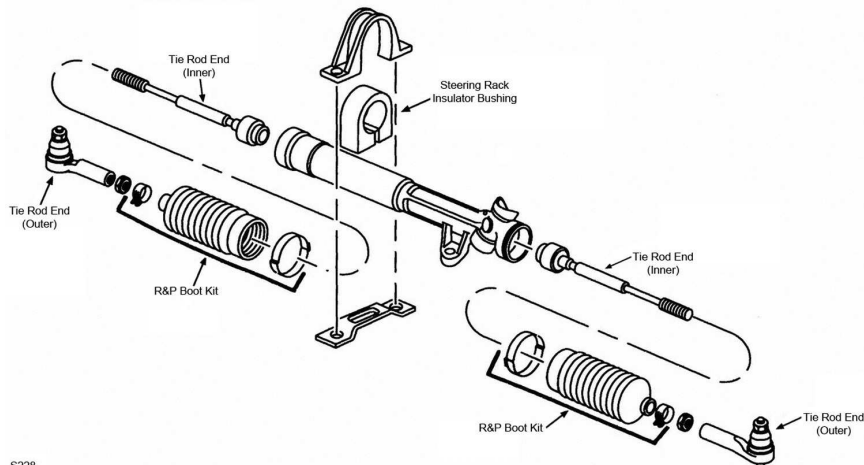
Year	Model/Application	Part	P/C Qty	Figure
Ball Joint				
1990-1989	(Full Ball Stud Provides 360 Degrees Of Smooth Rotation)	Lower	K7147 ‡	2 F022
1988-1987	(Full Ball Stud Provides 360 Degrees Of Smooth Rotation)	Lower	K7147 ‡	2 F173
Control Arm Bushing				
1988-1987		Lower	K7099	2 F173
Control Arm with Ball Joint				
1988	(R-Series)	Left Lower	RK621311	1 F173
	(R-Series)	Right Lower	RK621312	1 F173
1987	Standard Suspension, (R-Series)	Left Lower	RK621311	1 F173
	Standard Suspension, (R-Series)	Right Lower	RK621312	1 F173
Strut and Spring Assembly				
1990-1989	(Coated For Corrosion Resistance, Strut, Spring & Top Mount)	Left	ST8504L ‡	1 F022
	(Coated For Corrosion Resistance, Strut, Spring & Top Mount)	Right	ST8504R ‡	1 F022
Strut Bearing Spacer				
1990-1989	(Spacer)	Upper	K7378	2 F022
1988-1987	(Spacer)	Upper	K7378	2 F173

DODGE-Shadow (Cont.)

FRONT SUSPENSION (Cont.)

Year	Model/Application	Part	P/C Qty	Figure	
Strut Bumper Bellows					
1990-1989	(OE Material For Strut Performance And Longevity, Contains Bumper)	K90462 ‡	2	F022	
1988-1987	(Contains Bumper)	K90463	2	F173	
Strut Mount					
1990-1989	(Contains Bearing)	K7175	2	F022	
1988-1987	(Contains Bearing)	K7175	2	F173	
Strut Rod Bushing					
1988-1987	(Improved Design) To Frame	K7098	1	F173	
Strut Rod Bushing Kit					
1988-1987	(Improved Design)	K7145	1	F173	
Strut Spring Seat					
1990-1989	(Spacer Plate Only) (Spring Seat Only)	Upper	K7377	2	F022
		Upper	K7333	2	F022
		Lower	K7338	2	F022
1988-1987	(Spacer Plate Only) (Spring Seat Only)	Upper	K7377	2	F173
		Upper	K7333	2	F173
		Lower	K7338	2	F173
Sway Bar Bushing					
1990-1989	1" Sway Bar Diameter	To Arm	K7144	1	F022
	1" Sway Bar Diameter	To Frame	K7139	1	F022
	1-1/16" Sway Bar Diameter	To Arm	K7219	1	F022
	1-1/16" Sway Bar Diameter	To Frame	K7222	1	F022
	1-1/8" Sway Bar Diameter	To Arm	K7220	1	F022
	1-1/8" Sway Bar Diameter	To Frame	K7223	1	F022
	1-3/16" Sway Bar Diameter	To Frame	K7224	1	F022
	15/16" Sway Bar Diameter	To Arm	K7143	1	F022
	15/16" Sway Bar Diameter	To Frame	K7138	1	F022
	3/4" Sway Bar Diameter	To Frame	K7221	1	F022
	7/8" Sway Bar Diameter	To Arm	K7142	1	F022
7/8" Sway Bar Diameter	To Frame	K7137	1	F022	
1988-1987	1" Sway Bar Diameter	To Arm	K7144	1	F173
	1" Sway Bar Diameter	To Frame	K7139	1	F173
	1-1/16" Sway Bar Diameter	To Arm	K7219	1	F173
	1-1/16" Sway Bar Diameter	To Frame	K7222	1	F173
	1-1/8" Sway Bar Diameter	To Arm	K7220	1	F173
	1-1/8" Sway Bar Diameter	To Frame	K7223	1	F173
	1-3/16" Sway Bar Diameter	To Frame	K7224	1	F173
	15/16" Sway Bar Diameter	To Arm	K7143	1	F173
	15/16" Sway Bar Diameter	To Frame	K7138	1	F173
	3/4" Sway Bar Diameter	To Frame	K7221	1	F173
	7/8" Sway Bar Diameter	To Arm	K7142	1	F173
7/8" Sway Bar Diameter	To Frame	K7137	1	F173	
Wheel Hub Repair Kit					
1990-1987	(4 Stud Hub)	518501	2		
	(5 Stud Hub)	518502	2		

STEERING

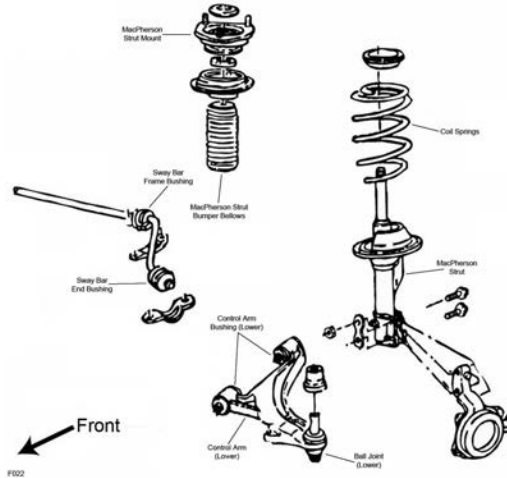


STEERING (Cont.)				
Year	Model/Application	Part	P/C Qty	Figure
Rack & Pinion Boot Kit				
1990-1987	(High Temperature)	K8441	2	S228
Steering Rack Insulator Bushing				
1990-1987	Power Steering	K7113	1	S228
Tie Rod End				
1990-1987	(Powdered Metal Gusher Brg. For Better Lubrication) Rack & Pinion Power, Saginaw Design Rack And Pinion Gear, (Full Ball Stud Provides 360 Degrees Of Smooth Rotation)	Outer ES3008RL ‡	2	S228
	Rack & Pinion Power, TRW Design Rack And Pinion Gear, (Full Ball Stud Provides 360 Degrees Of Smooth Rotation)	Inner EV116 ‡	2	S228
		Inner EV128 ‡	2	S228
REAR SUSPENSION				
R334				
Year	Model/Application	Part	P/C Qty	Figure
Track Bar				
1990-1987	(Contains Bushings)	K7163	1	R334

FRONT SUSPENSION				
Year	Model/Application	Part	P/C Qty	Figure
Ball Joint				
1959	(Powdered Metal Gusher Brg. For Better Lubrication) (Threaded Type, Powdered Metal Gusher Brg. For Better Lubrication)	Upper K772 ‡	2	
		Lower K719 ‡	2	
Control Arm Bushing				
1959	(Contains Front And Rear Bushings)	Upper K325	1	
Strut Rod Bushing				
1959	(Improved Design)	K7039	1	
STEERING				
Year	Model/Application	Part	P/C Qty	Figure
Tie Rod Adjusting Sleeve				
1959	11/16" - 18 Thread, 4.72" Length	ES2004S	1	

DODGE-Spirit

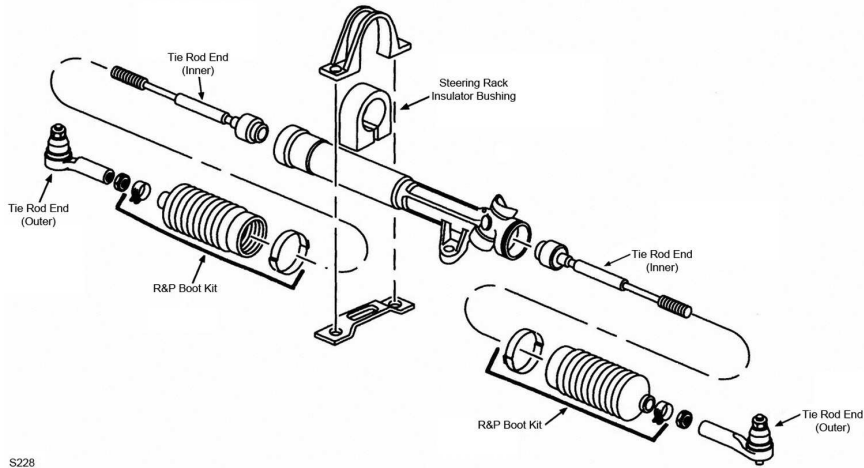
FRONT SUSPENSION



F022

Year	Model/Application	Part	P/C Qty	Figure
Ball Joint				
1990-1989	(Full Ball Stud Provides 360 Degrees Of Smooth Rotation)	Lower	K7147 ‡	2 F022
Strut and Spring Assembly				
1990-1989	(Coated For Corrosion Resistance, Strut, Spring & Top Mount)	Left	ST8504L ‡	1 F022
	(Coated For Corrosion Resistance, Strut, Spring & Top Mount)	Right	ST8504R ‡	1 F022
Strut Bearing Spacer				
1990-1989	(Spacer)	Upper	K7378	2 F022
Strut Bumper Bellows				
1990-1989	(OE Material For Strut Performance And Longevity, Contains Bumper)		K90462 ‡	2 F022
Strut Mount				
1990-1989	(Contains Bearing)		K7175	2 F022
Strut Spring Seat				
1990-1989	(Spacer Plate Only)	Upper	K7377	2 F022
	(Spring Seat Only)	Upper	K7333	2 F022
		Lower	K7338	2 F022
Sway Bar Bushing				
1990-1989	1" Sway Bar Diameter	To Arm	K7144	1 F022
	1" Sway Bar Diameter	To Frame	K7139	1 F022
	1-1/16" Sway Bar Diameter	To Arm	K7219	1 F022
	1-1/16" Sway Bar Diameter	To Frame	K7222	1 F022
	1-1/8" Sway Bar Diameter	To Arm	K7220	1 F022
	1-1/8" Sway Bar Diameter	To Frame	K7223	1 F022
	1-3/16" Sway Bar Diameter	To Frame	K7224	1 F022
	15/16" Sway Bar Diameter	To Arm	K7143	1 F022
	15/16" Sway Bar Diameter	To Frame	K7138	1 F022
	3/4" Sway Bar Diameter	To Frame	K7221	1 F022
	7/8" Sway Bar Diameter	To Arm	K7142	1 F022
	7/8" Sway Bar Diameter	To Frame	K7137	1 F022
Wheel Hub Repair Kit				
1990-1989	(4 Stud Hub)		518501	2
	(5 Stud Hub)		518502	2

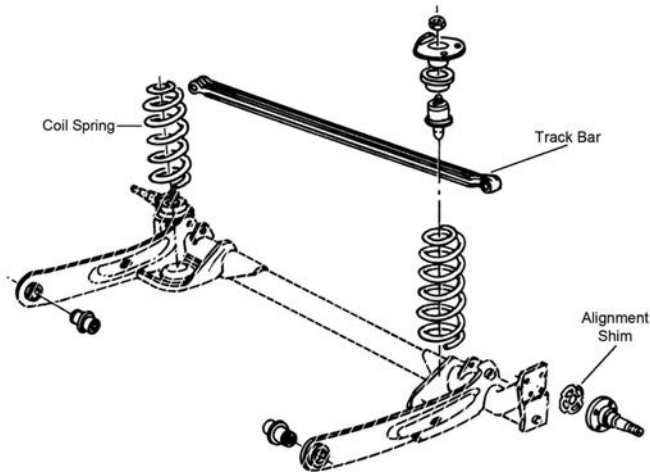
STEERING



S228

Year	Model/Application	Part	P/C Qty	Figure
Rack & Pinion Boot Kit				
1990-1989	(High Temperature)	K8441	2	S228
Steering Rack Insulator Bushing				
1990-1989	Power Steering	K7113	1	S228
Tie Rod End				
1990-1989	(Powdered Metal Gusher Brg. For Better Lubrication) (Full Ball Stud Provides 360 Degrees Of Smooth Rotation)	Outer Inner	ES3008RL ‡ EV128 ‡	2 2 S228 S228

REAR SUSPENSION

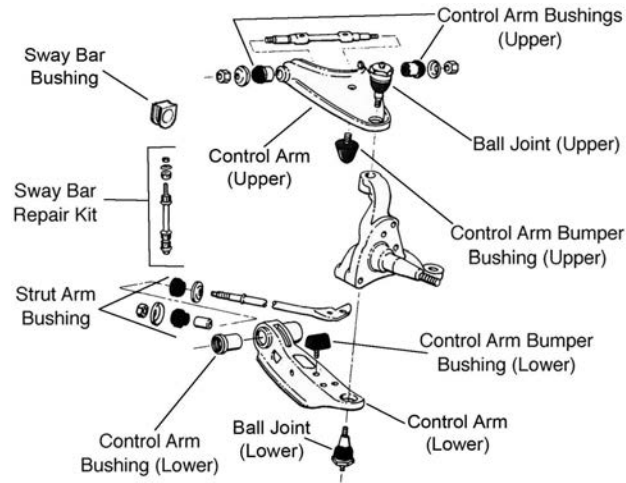


R334

Year	Model/Application	Part	P/C Qty	Figure
Track Bar				
1990-1989	(Contains Bushings)	K7163	1	R334

DODGE-St. Regis

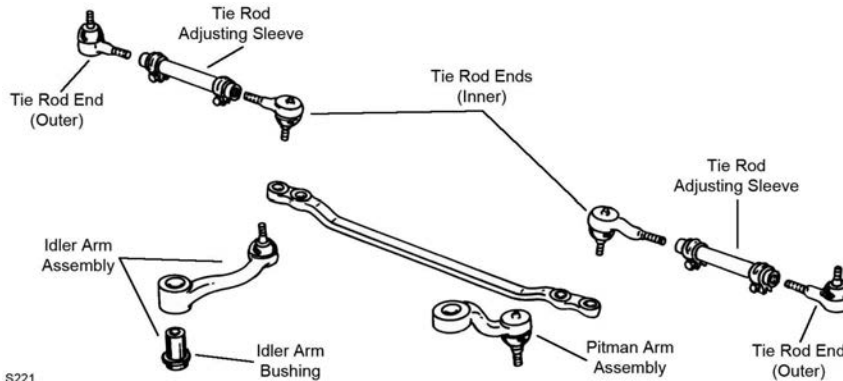
FRONT SUSPENSION



F125

Year	Model/Application	Part	P/C Qty	Figure	
Ball Joint					
1981-1979	(Powdered Metal Gusher Brg. For Better Lubrication) (Press In Type, Powdered Metal Gusher Brg. For Better Lubrication)	Upper Lower	K772 ‡ K7069 ‡	2 2	F125 F125
Control Arm Bumper Bushing					
1981-1979		Upper	K7293	2	F125
Control Arm Bushing					
1981-1979	(Contains Front And Rear Bushings)	Upper Lower	K7058 K7059	2 2	F125 F125
Sway Bar Bushing					
1981-1979	1-1/8" Sway Bar Diameter Except 1-1/8" Sway Bar Diameter Except 1-1/8" Sway Bar Diameter	To Frame To Frame To Strut Rod	K7108 K7062 K7064	1 1 1	F125 F125 F125

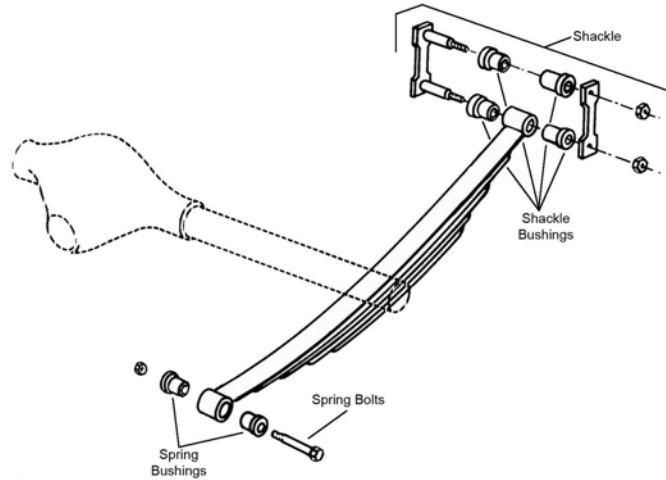
STEERING



S221

Year	Model/Application	Part	P/C Qty	Figure	
Idler Arm					
1981-1979	(Powdered Metal Gusher Brg. For Better Lubrication)		K7066 ‡	1	S221
Pitman Arm					
1981-1979	Power Steering, (Greaseable Socket Reduces Corrosion/Wear)		K7076 ‡	1	S221
Tie Rod Adjusting Sleeve					
1981-1979			ES430S	2	S221
Tie Rod End					
1981-1979	(Right Hand Threads, Powdered Metal Gusher Brg. For Better Lubrication) (Left Hand Threads, Powdered Metal Gusher Brg. For Better Lubrication)	Outer Inner	ES401R ‡ ES401L ‡	2 2	S221 S221

REAR SUSPENSION



R309

Year	Model/Application	Part	P/C Qty	Figure
Leaf Spring Bushing				
1981-1979	Fixed End	SB364	2	R309
Leaf Spring Shackle Bushing				
1979	(Split Type Bushing)	K7308	4	R309

Suburban-DODGE

FRONT SUSPENSION

Year	Model/Application	Part	P/C Qty	Figure
Ball Joint				
1958-1957	(Powdered Metal Gusher Brg. For Better Lubrication) (Threaded Type, Powdered Metal Gusher Brg. For Better Lubrication)	Upper Lower	K772 ‡ K719 ‡	2 2
Strut Rod Bushing				
1958-1957	(Improved Design)		K7039	1

STEERING

Year	Model/Application	Part	P/C Qty	Figure
Tie Rod Adjusting Sleeve				
1958-1957	11/16" - 18 Thread, 4.72" Length		ES2004S	1

Wayfarer-DODGE

STEERING

Year	Model/Application	Part	P/C Qty	Figure
Tie Rod End				
1952-1949	.688" - 18 Threads, 3.410" Length, (Includes Sunoloy-Coated Metal Bearing To Combine Durability With Smooth Stud Swing)	Right Outer	ES158L ‡	1
	.688" - 18 Threads, 3.410" Length, (Includes Sunoloy-Coated Metal Bearing To Combine Durability With Smooth Stud Swing)	Inner	ES158R ‡	2

Medallion-EAGLE CHRYSLER

FRONT SUSPENSION

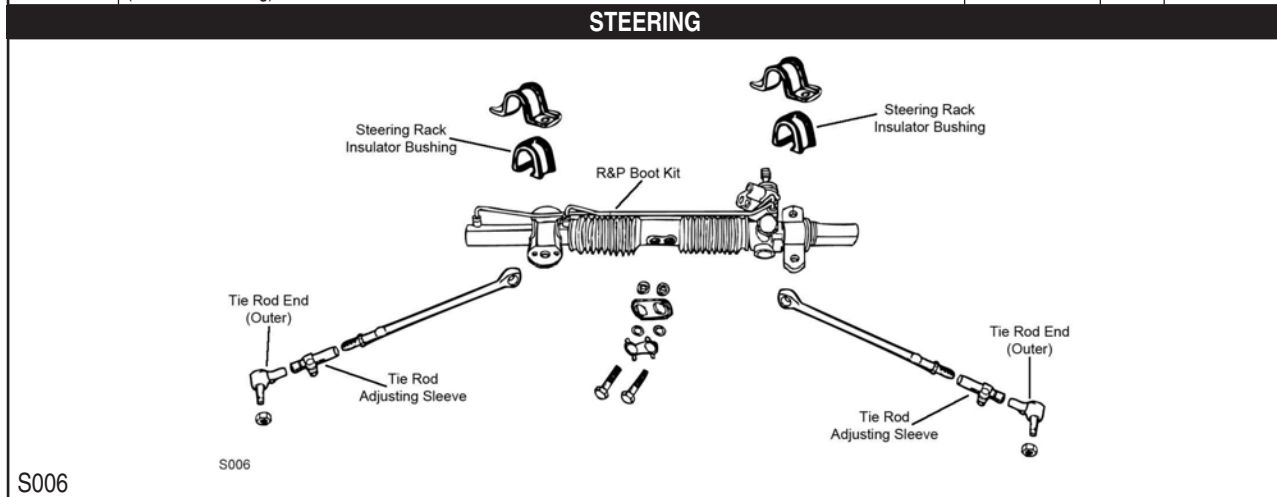
Year	Model/Application	Part	P/C Qty	Figure
Ball Joint				
1989-1988		Lower	K3145	2
Strut Mount				
1989-1988	(Contains Bearing)		K7227	2

EAGLE CHRYSLER—Medallion (Cont.)

STEERING				
Year	Model/Application	Part	P/C Qty	Figure
Rack & Pinion Boot Kit				
1989-1988	Center	K7210	1	
Tie Rod Adjusting Sleeve				
1989-1988		ES2032S	2	

EAGLE CHRYSLER—Premier

FRONT SUSPENSION				
Year	Model/Application	Part	P/C Qty	Figure
Ball Joint				
1990-1988	Lower	K3145	2	
Strut Bumper Bellows				
1990-1988	(Replacement Type, Contains Bumper)	K90460	2	
Strut Mount				
1990-1988	(Contains Bearing)	K7227	2	

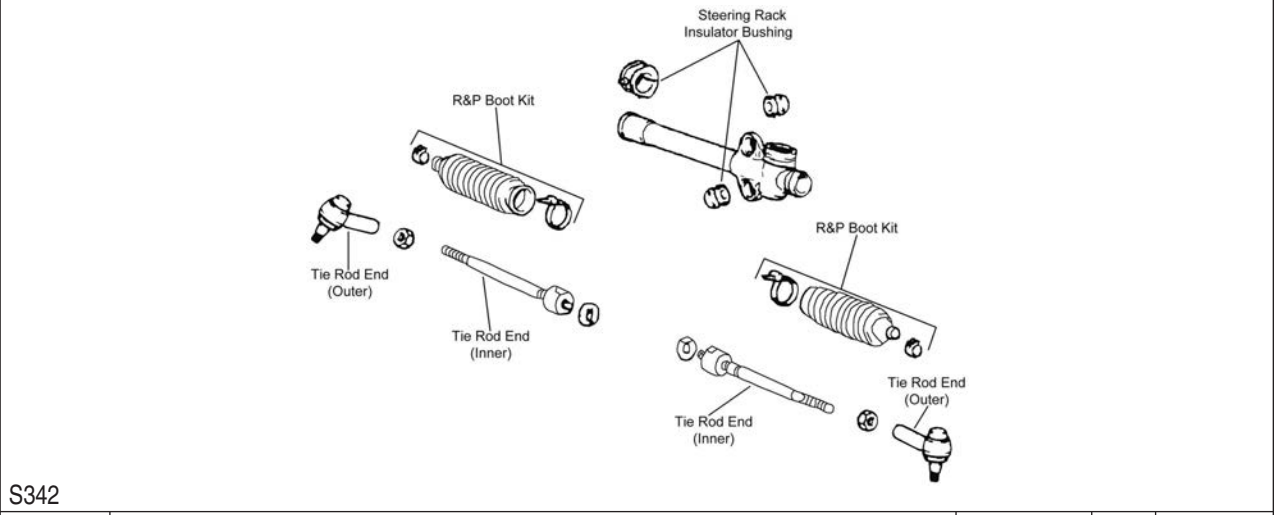
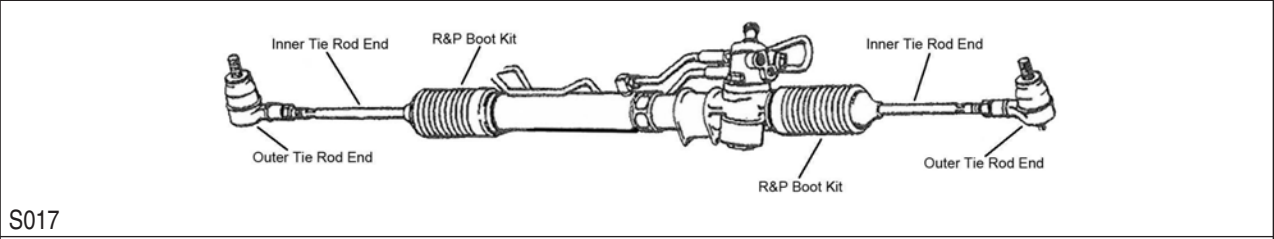
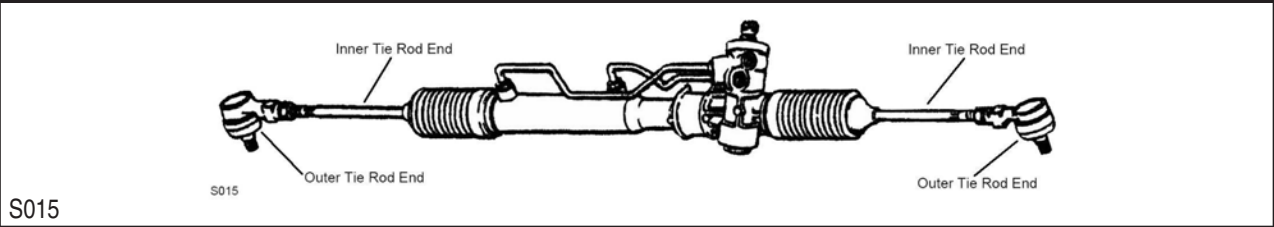


Year	Model/Application	Part	P/C Qty	Figure
Rack & Pinion Boot Kit				
1990-1988	Center	K7210	1	S006
Rack & Pinion Inner Bushing				
1990-1988	(OE 1 Piece Design)	K7423	2	S006
Tie Rod End Bushing Kit				
1990-1988	(2 Piece Design, Contains Lock Plate, Bolts, And Washers, 2 Piece Bushing Design Allows Easier Installation) (Contains 2 Piece Design Bushing And Lock Plate)	Inner K7408 ‡ Inner K7349 ‡	1 1	S006

EAGLE CHRYSLER—Summit

FRONT SUSPENSION				
Year	Model/Application	Part	P/C Qty	Figure
Ball Joint				
1990-1989	(Powdered Metal Gusher Brg. For Better Lubrication)	Lower	K9617 ‡	2
Strut Bumper Bellows				
1990-1989	(Replacement Type, Contains Bumper)		K90460	2
Strut Mount				
1990-1989	(Contains Bearing)		K9708	2
Sway Bar Link				
1990-1989	92(1.5L), (Link With 1 Stud) 98(1.6L), (Link With Sockets, Powdered Metal Gusher Brg. For Better Lubrication)		K9471 K80186 ‡	2 2
Sway Bar Repair Kit				
1990-1989	(Bolts Not Included)		K7402	2

STEERING



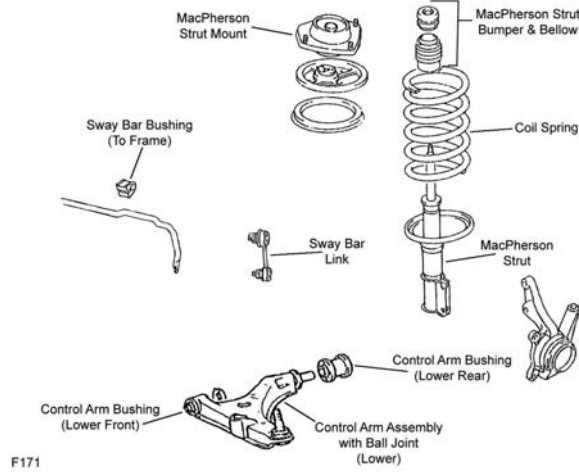
Year	Model/Application	Part	P/C Qty	Figure	
Rack & Pinion Boot Kit					
1990-1989	(Standard Design) Manual Steering, (High Temperature) Power Steering, (High Temperature)	Left K9877 K9358 K9358	2 1 2	S015, S342 S342 S017	
Tie Rod End					
1990-1989	(Powdered Metal Gusher Brg. For Better Lubrication) (Full Ball Stud Provides 360 Degrees Of Smooth Rotation)	Outer Inner	ES2937RL ‡ EV215 ‡	2 2	S015, S342 S015, S342

REAR SUSPENSION

Year	Model/Application	Part	P/C Qty	Figure
Strut Bumper Bellows				
1990-1989	(Contains Bumper)	K90467	2	
Strut Mounting Kit				
1990-1989		K7226	2	
Sway Bar Repair Kit				
1990-1989	5.5" Length, (Includes Polyurethane Bushings And Solid Metal Sleeve For Enhanced Performance. Barrel Nut Allows For Easier Installation.)	K700528 ‡	2	

EAGLE CHRYSLER-Talon

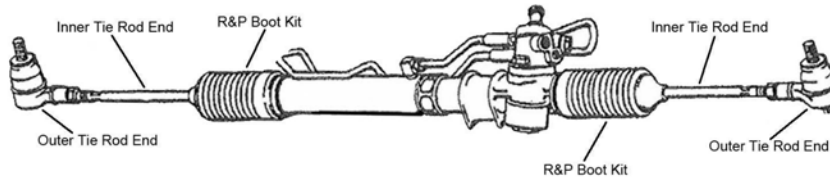
FRONT SUSPENSION



F171

Year	Model/Application	Part	P/C Qty	Figure
Ball Joint				
1990	(Powdered Metal Gusher Brg. For Better Lubrication)	Lower	K9617 ‡	2 F171
Strut Bumper Bellows				
1990	(Replacement Type, Contains Bumper)		K90460	2 F171
Strut Mount				
1990	(Contains Bearing)		K9715	2 F171
Sway Bar Link				
1990	122(2.0L), (Link With Sockets, Powdered Metal Gusher Brg. For Better Lubrication)		K80186 ‡	2 F171

STEERING



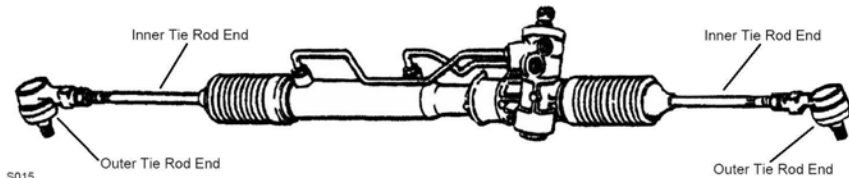
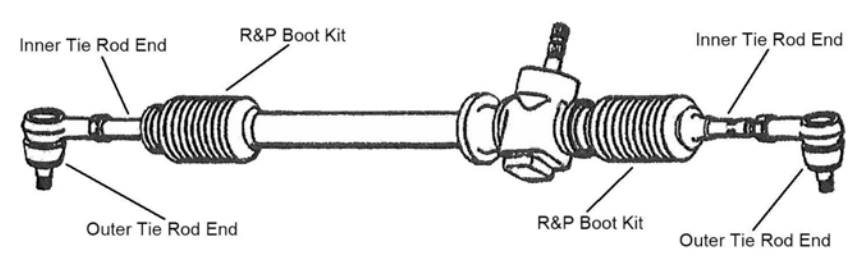
S017

Year	Model/Application	Part	P/C Qty	Figure
Rack & Pinion Boot Kit				
1990	Power Steering, (Standard Design)		K9877	2 S017
Tie Rod End				
1990	(Powdered Metal Gusher Brg. For Better Lubrication) (Full Ball Stud Provides 360 Degrees Of Smooth Rotation)	Outer Inner	ES2347RL ‡ EV236 ‡	2 2 S017

REAR SUSPENSION

Year	Model/Application	Part	P/C Qty	Figure
Strut Bumper Bellows				
1990	(Contains Bumper)		K90467	2
Strut Mounting Kit				
1990			K7226	2
Sway Bar Repair Kit				
1990	(Bushing Kit)		K90098	2
Wheel Hub & Bearing Assembly				
1990	Front Wheel Drive, 2 Wheel ABS Front Wheel Drive, Non ABS		512011 512010	2 2

Vista-EAGLE CHRYSLER

FRONT SUSPENSION				
Year	Model/Application	Part	P/C Qty	Figure
Ball Joint				
1990-1989	(Powdered Metal Gusher Brg. For Better Lubrication)	Lower	K9617 ‡	2
Strut Bumper Bellows				
1990-1989	4 Dr. Sedan, (Contains Bumper)		K90463	2
1989	4 Dr. Station Wagon, Front Wheel Drive, (OE Material For Strut Performance And Longevity, Contains Bumper)		K90462 ‡	2
Strut Mount				
1990-1989	Vehicles Built For Canadian Market, (Bearing Not Included)		K9849	2
STEERING				
 <p style="text-align: center;">S015</p>				
 <p style="text-align: center;">S016</p>				
Year	Model/Application	Part	P/C Qty	Figure
Rack & Pinion Boot Kit				
1990-1989	Power Steering, (High Temperature)		K9358	2
	3 Dr. Hatchback, 4 Dr. Sedan, Manual Steering	Left	K9368	1
	3 Dr. Hatchback, 4 Dr. Sedan, Manual Steering	Right	K9370	1
	4 Dr. Station Wagon, Manual Steering, (High Temperature)	Left	K9358	1
	4 Dr. Station Wagon, Front Wheel Drive, Manual Steering	Right	K9444	1
Tie Rod End				
1990-1989	Manual Steering	Inner	EV183	2
	3 Dr. Hatchback, 4 Dr. Sedan, (Powdered Metal Gusher Brg. For Better Lubrication)	Outer	ES2937RL ‡	2
	3 Dr. Hatchback, 4 Dr. Sedan, Power Steering, (Full Ball Stud Provides 360 Degrees Of Smooth Rotation)	Inner	EV196 ‡	2
	4 Dr. Station Wagon, (Powdered Metal Gusher Brg. For Better Lubrication)	Outer	ES2347RL ‡	2
	4 Dr. Station Wagon, All Wheel Drive, (Full Ball Stud Provides 360 Degrees Of Smooth Rotation)	Inner	EV206 ‡	2
	4 Dr. Station Wagon, Front Wheel Drive, Manual Steering	Inner	EV214	2
	4 Dr. Station Wagon, Front Wheel Drive, Rack & Pinion Power, (Full Ball Stud Provides 360 Degrees Of Smooth Rotation)	Inner	EV197 ‡	2

Bermuda-EDSEL

FRONT SUSPENSION				
Year	Model/Application	Part	P/C Qty	Figure
Ball Joint				
1958	(Powdered Metal Gusher Brg. For Better Lubrication)	Upper	K8212 ‡	2
Sway Bar Repair Kit				
1958	Except Air Suspension, (Heavy Duty Design)		K8989 ‡	2
	Except Air Suspension, (Standard Design)		K5255	2
	Except Air Suspension, 5.5" Length, (Includes Polyurethane Bushings And Solid Metal Sleeve For Enhanced Performance. Barrel Nut Allows For Easier Installation.)		K700528 ‡	1
STEERING				
Year	Model/Application	Part	P/C Qty	Figure
Tie Rod Adjusting Sleeve				
1958			ES2004S	2

EDSEL-Citation

FRONT SUSPENSION				
Year	Model/Application	Part	P/C Qty	Figure
Ball Joint				
1958	(Powdered Metal Gusher Brg. For Better Lubrication)	Upper	K8212 ‡	2
Sway Bar Repair Kit				
1958	Except Air Suspension, (Heavy Duty Design) Except Air Suspension, (Standard Design) Except Air Suspension, 5.5" Length, (Includes Polyurethane Bushings And Solid Metal Sleeve For Enhanced Performance. Barrel Nut Allows For Easier Installation.)		K8989 ‡ K5255 K700528 ‡	2 2 1
STEERING				
Year	Model/Application	Part	P/C Qty	Figure
Tie Rod Adjusting Sleeve				
1958			ES2004S	2

EDSEL-Corsair

FRONT SUSPENSION				
Year	Model/Application	Part	P/C Qty	Figure
Ball Joint				
1959-1958	(Powdered Metal Gusher Brg. For Better Lubrication)	Upper	K8212 ‡	2
Sway Bar Repair Kit				
1959	(Heavy Duty Design) 5.5" Length, (Includes Polyurethane Bushings And Solid Metal Sleeve For Enhanced Performance. Barrel Nut Allows For Easier Installation.)		K8989 ‡ K700528 ‡	2 1
1958	Except Air Suspension, (Heavy Duty Design) Except Air Suspension, (Standard Design) Except Air Suspension, 5.5" Length, (Includes Polyurethane Bushings And Solid Metal Sleeve For Enhanced Performance. Barrel Nut Allows For Easier Installation.)		K8989 ‡ K5255 K700528 ‡	2 2 1
STEERING				
Year	Model/Application	Part	P/C Qty	Figure
Tie Rod Adjusting Sleeve				
1959-1958			ES2004S	2
Tie Rod End				
1959	3.22" Length, (Powdered Metal Gusher Brg. For Better Lubrication)	Outer	ES416L ‡	2

EDSEL-Pacer

FRONT SUSPENSION				
Year	Model/Application	Part	P/C Qty	Figure
Ball Joint				
1958	(Powdered Metal Gusher Brg. For Better Lubrication)	Upper	K8212 ‡	2
Sway Bar Repair Kit				
1958	Except Air Suspension, (Heavy Duty Design) Except Air Suspension, (Standard Design) Except Air Suspension, 5.5" Length, (Includes Polyurethane Bushings And Solid Metal Sleeve For Enhanced Performance. Barrel Nut Allows For Easier Installation.)		K8989 ‡ K5255 K700528 ‡	2 2 1
STEERING				
Year	Model/Application	Part	P/C Qty	Figure
Tie Rod Adjusting Sleeve				
1958			ES2004S	2
Tie Rod End				
1958	3.22" Length, (Powdered Metal Gusher Brg. For Better Lubrication)	Outer	ES416L ‡	2

EDSEL-Ranger

FRONT SUSPENSION				
Year	Model/Application	Part	P/C Qty	Figure
Ball Joint				
1960-1958	(Powdered Metal Gusher Brg. For Better Lubrication)	Upper	K8212 ‡	2

(Cont.) Ranger-EDSEL

FRONT SUSPENSION (Cont.)				
Year	Model/Application	Part	P/C Qty	Figure
Sway Bar Repair Kit				
1960-1959	(Heavy Duty Design) (Standard Design) 5.5" Length, (Includes Polyurethane Bushings And Solid Metal Sleeve For Enhanced Performance. Barrel Nut Allows For Easier Installation.)	K8989 ‡ K5255 K700528 ‡	2 2 1	
1958	Except Air Suspension, (Heavy Duty Design) Except Air Suspension, (Standard Design) Except Air Suspension, 5.5" Length, (Includes Polyurethane Bushings And Solid Metal Sleeve For Enhanced Performance. Barrel Nut Allows For Easier Installation.)	K8989 ‡ K5255 K700528 ‡	2 2 1	
STEERING				
Year	Model/Application	Part	P/C Qty	Figure
Tie Rod Adjusting Sleeve				
1960-1958		ES2004S	2	
Tie Rod End				
1959-1958	3.22" Length, (Powdered Metal Gusher Brg. For Better Lubrication)	Outer ES416L ‡	2	

Roundup-EDSEL

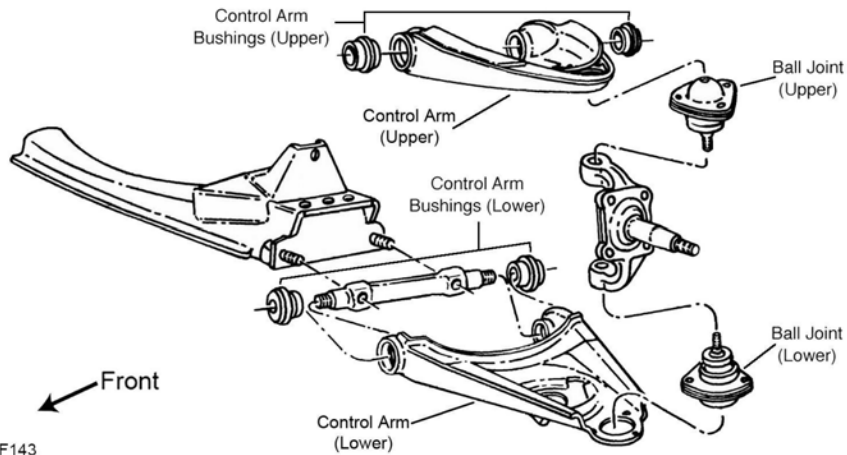
FRONT SUSPENSION				
Year	Model/Application	Part	P/C Qty	Figure
Ball Joint				
1958	(Powdered Metal Gusher Brg. For Better Lubrication)	Upper K8212 ‡	2	
Sway Bar Repair Kit				
1958	5.5" Length, (Includes Polyurethane Bushings And Solid Metal Sleeve For Enhanced Performance. Barrel Nut Allows For Easier Installation.) Except Air Suspension, (Heavy Duty Design) Except Air Suspension, (Standard Design)	K700528 ‡ K8989 ‡ K5255	2 2 2	
STEERING				
Year	Model/Application	Part	P/C Qty	Figure
Tie Rod Adjusting Sleeve				
1958		ES2004S	2	

Villager-EDSEL

FRONT SUSPENSION				
Year	Model/Application	Part	P/C Qty	Figure
Ball Joint				
1960-1958	(Powdered Metal Gusher Brg. For Better Lubrication)	Upper K8212 ‡	2	
Sway Bar Repair Kit				
1960-1959	(Heavy Duty Design) (Standard Design) 5.5" Length, (Includes Polyurethane Bushings And Solid Metal Sleeve For Enhanced Performance. Barrel Nut Allows For Easier Installation.)	K8989 ‡ K5255 K700528 ‡	2 2 1	
1958	Except Air Suspension, (Heavy Duty Design) Except Air Suspension, (Standard Design) Except Air Suspension, 5.5" Length, (Includes Polyurethane Bushings And Solid Metal Sleeve For Enhanced Performance. Barrel Nut Allows For Easier Installation.)	K8989 ‡ K5255 K700528 ‡	2 2 1	
STEERING				
Year	Model/Application	Part	P/C Qty	Figure
Tie Rod Adjusting Sleeve				
1960-1958		ES2004S	2	
Tie Rod End				
1959	3.22" Length, (Powdered Metal Gusher Brg. For Better Lubrication)	Outer ES416L ‡	2	

FIAT-124

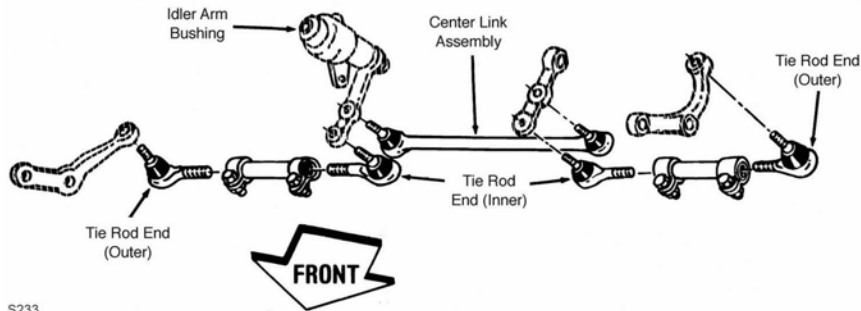
FRONT SUSPENSION



F143

Year	Model/Application	Part	P/C Qty	Figure
Ball Joint				
1978-1966		Upper Lower	2 2	F143 F143

STEERING



S233

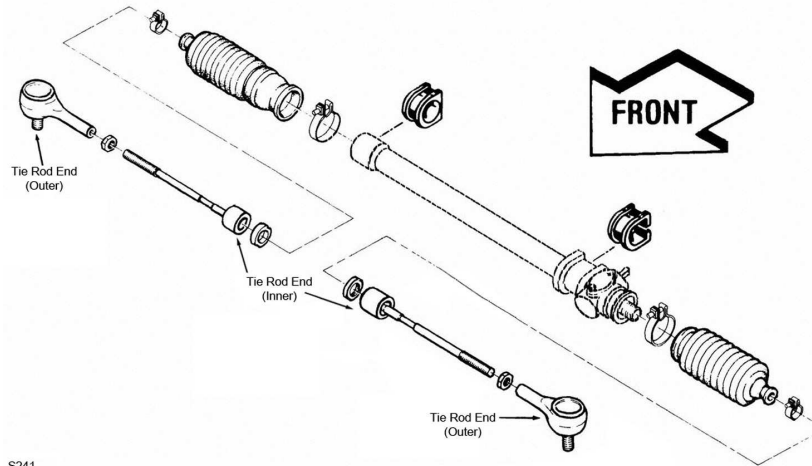
Year	Model/Application	Part	P/C Qty	Figure
Tie Rod End				
1978-1968		Inner	2	S233

FIAT-128

FRONT SUSPENSION

Year	Model/Application	Part	P/C Qty	Figure
Control Arm with Ball Joint				
1979	2 Dr. Sedan, 4 Dr. Sedan, (R-Series)	Lower	2	
1978	2 Dr. Sedan, 4 Dr. Sedan, From 6/78, (R-Series)	Lower	2	

STEERING



S241

S241

Year	Model/Application	Part	P/C Qty	Figure
Tie Rod End				
1979-1978	2 Dr. Sedan, 4 Dr. Sedan	Outer	ES801018	2 S241
1977-1971	2 Dr. Sedan, 2 Dr. Station Wagon, 4 Dr. Sedan	Outer	ES801018	2 S241

131-FIAT

FRONT SUSPENSION

Year	Model/Application	Part	P/C Qty	Figure
Control Arm with Ball Joint				
1978-1975	(R-Series)	Lower	RK621797	2

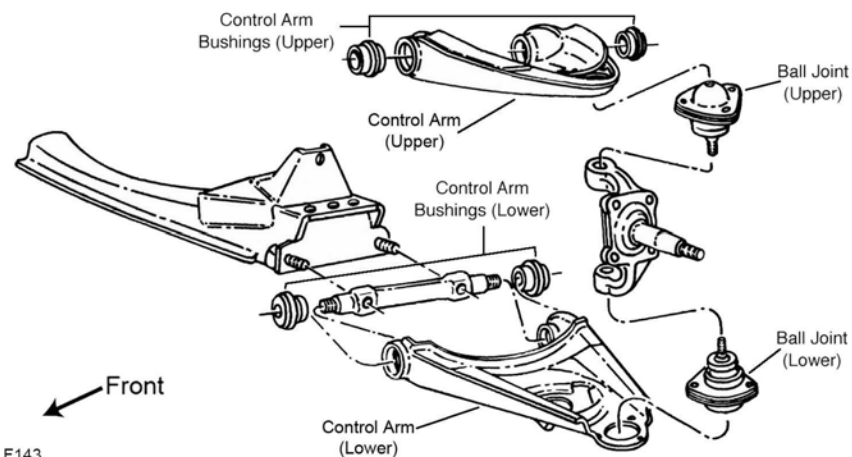
Brava-FIAT

FRONT SUSPENSION

Year	Model/Application	Part	P/C Qty	Figure
Control Arm with Ball Joint				
1981-1978	(R-Series)	Lower	RK621797	2

Spider 2000-FIAT

FRONT SUSPENSION



F143

F143

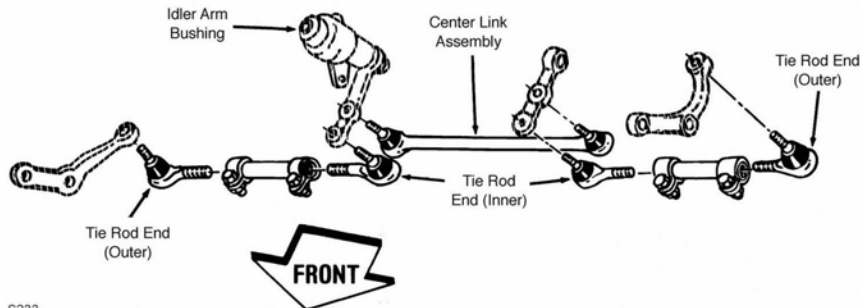
Year	Model/Application	Part	P/C Qty	Figure
Ball Joint				
1983-1979		Upper	K9034	2 F143

FIAT-Spider 2000 (Cont.)

FRONT SUSPENSION (Cont.)

Year	Model/Application	Part	P/C Qty	Figure
Ball Joint				
1983-1979 (Cont.)		Lower K9057	2	F143

STEERING



S233

Year	Model/Application	Part	P/C Qty	Figure
Tie Rod End				
1983-1979		Inner ES472R	2	S233

FIAT-Strada

FRONT SUSPENSION

Year	Model/Application	Part	P/C Qty	Figure
Control Arm with Ball Joint				
1982-1979	(R-Series)	Lower RK621796	2	

FORD-300

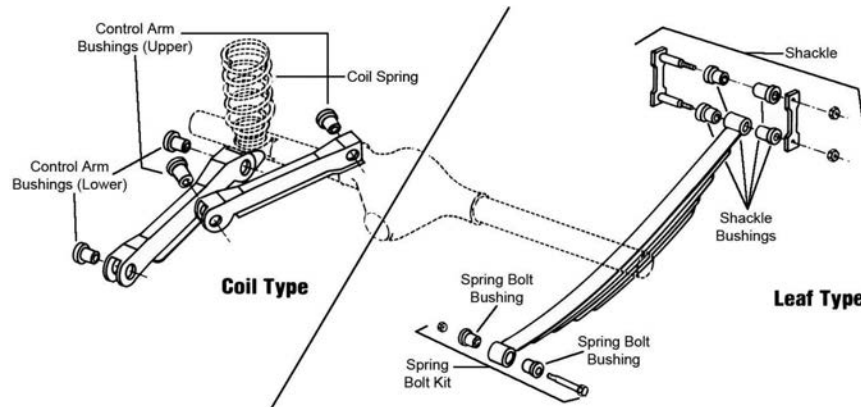
FRONT SUSPENSION

Year	Model/Application	Part	P/C Qty	Figure
Ball Joint				
1963	(Powdered Metal Gusher Brg. For Better Lubrication)	Upper K8212 ‡	2	
Control Arm Bushing				
1963		Lower Rear K200963	2	
Sway Bar Repair Kit				
1963	(Heavy Duty Design) 5.5" Length, (Includes Polyurethane Bushings And Solid Metal Sleeve For Enhanced Performance. Barrel Nut Allows For Easier Installation.)	K8989 ‡ K700528 ‡	2 1	

STEERING

Year	Model/Application	Part	P/C Qty	Figure
Idler Arm Bushing				
1963	(For OE Design Idler Arm Only)	Center Link End K8042	1	
Tie Rod Adjusting Sleeve				
1963	223(3.7L) 260(4.3L) 289(4.7L) 352(5.8L) 390(6.4L) 406(6.7L)	ES2004S ES2004S ES2004S ES2004S ES2004S ES2004S	2 2 2 2 2 2	
Tie Rod End				
1963	Conventional Manual Steering, (Powdered Metal Gusher Brg. For Better Lubrication)	Outer ES285RL ‡	2	

REAR SUSPENSION

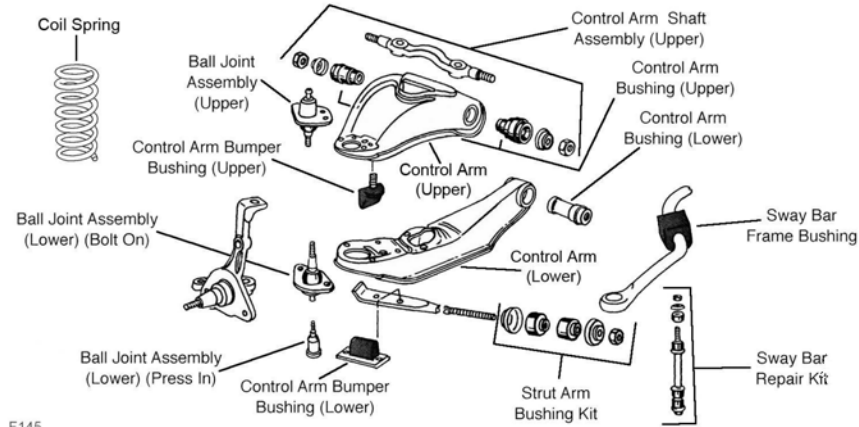


R310

Year	Model/Application	Part	P/C Qty	Figure
Leaf Spring Shackle Bushing				
1963		K200959	8	R310

Country Sedan-FORD

FRONT SUSPENSION

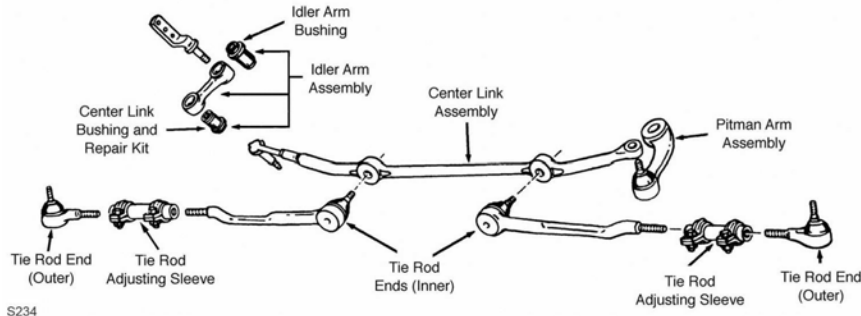


F145

Year	Model/Application	Part	P/C Qty	Figure	
Ball Joint					
1968-1965	(Bolt On Type, Powdered Metal Gusher Brg. For Better Lubrication)	Lower	K8059 ‡	2	F145
	(Press In Type, Powdered Metal Gusher Brg. For Better Lubrication)	Lower	K8197 ‡	2	F145
1968-1964	(Powdered Metal Gusher Brg. For Better Lubrication)	Upper	K8212 ‡	2	F145
1959-1957	(Powdered Metal Gusher Brg. For Better Lubrication)	Upper	K8212 ‡	2	
Control Arm Bushing					
1968	302(5.0L), (Contains Front And Rear Bushings)	Upper	K8083	2	F145
	302(5.0L)	Lower	K8082	2	F145
1968-1965	240(4.0L), (Contains Front And Rear Bushings)	Upper	K8083	2	F145
	240(4.0L)	Lower	K8082	2	F145
	289(4.7L), (Contains Front And Rear Bushings)	Upper	K8083	2	F145
	289(4.7L)	Lower	K8082	2	F145
	390(6.4L), (Contains Front And Rear Bushings)	Upper	K8083	2	F145
	390(6.4L)	Lower	K8082	2	F145
1966-1965	352(5.8L), (Contains Front And Rear Bushings)	Upper	K8083	2	F145
	352(5.8L)	Lower	K8082	2	F145
1964-1963		Lower Rear	K200963	2	
Sway Bar Bushing					
1968-1965		To Frame	K8204	1	F145
Sway Bar Repair Kit					
1964-1960	(Heavy Duty Design) 5.5" Length, (Includes Polyurethane Bushings And Solid Metal Sleeve For Enhanced Performance. Barrel Nut Allows For Easier Installation.)		K8989 ‡ K700528 ‡	2 1	

FORD-Country Sedan (Cont.)

STEERING

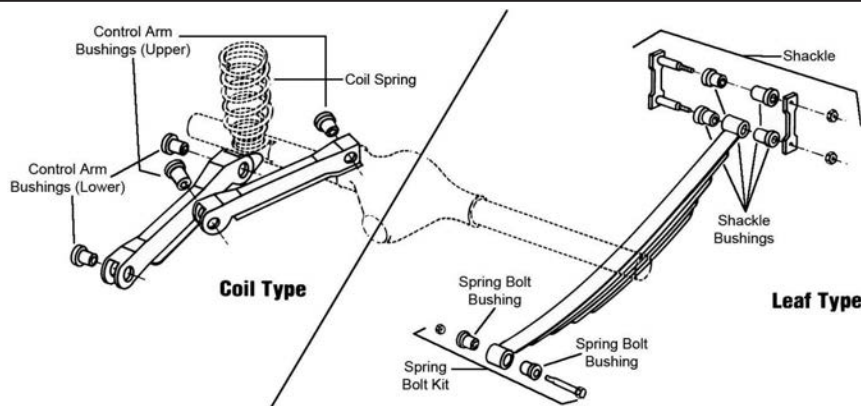


S234

S234

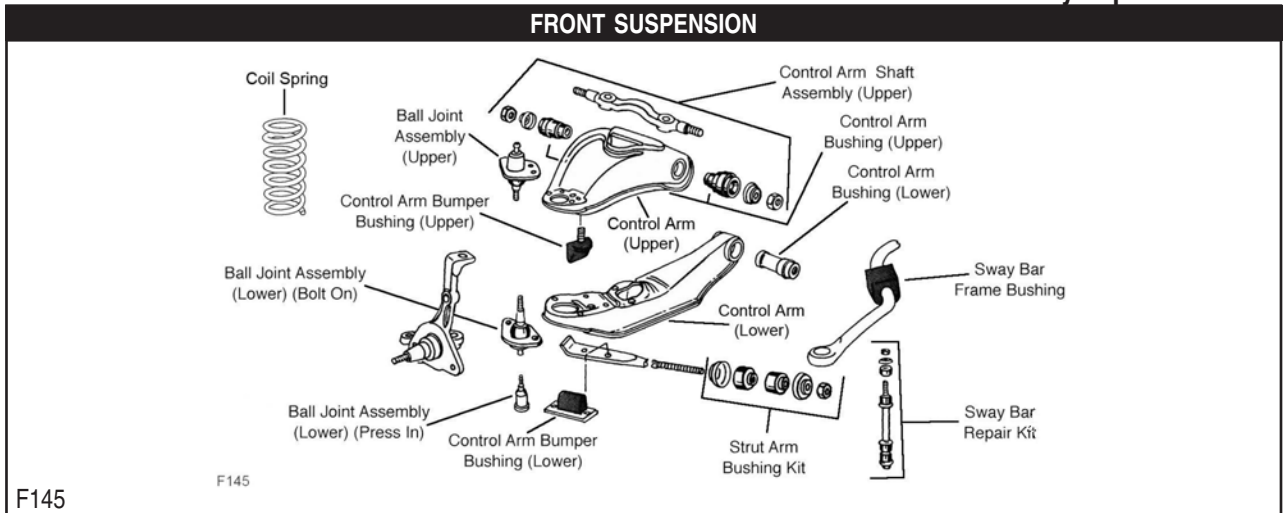
Year	Model/Application	Part	P/C Qty	Figure
Idler Arm				
1968	(Powdered Metal Gusher Brg. For Better Lubrication)	K8118 ‡	1	S234
1967-1966	428(7.0L), (Powdered Metal Gusher Brg. For Better Lubrication)	K8118 ‡	1	S234
1967-1965	240(4.0L), (Powdered Metal Gusher Brg. For Better Lubrication)	K8118 ‡	1	S234
	289(4.7L), (Powdered Metal Gusher Brg. For Better Lubrication)	K8118 ‡	1	S234
	390(6.4L), (Powdered Metal Gusher Brg. For Better Lubrication)	K8118 ‡	1	S234
1966-1965	352(5.8L), (Powdered Metal Gusher Brg. For Better Lubrication)	K8118 ‡	1	S234
Idler Arm Bushing				
1968	302(5.0L), (For OE Design Idler Arm Only)	Center Link End K8103	1	S234
	302(5.0L), (For OE Design Idler Arm Only)	Support End K8094 ‡	1	S234
1968-1965	240(4.0L), (For OE Design Idler Arm Only)	Center Link End K8103	1	S234
	240(4.0L), (For OE Design Idler Arm Only)	Support End K8094 ‡	1	S234
	289(4.7L), (For OE Design Idler Arm Only)	Center Link End K8103	1	S234
	289(4.7L), (For OE Design Idler Arm Only)	Support End K8094 ‡	1	S234
	390(6.4L), (For OE Design Idler Arm Only)	Center Link End K8103	1	S234
	390(6.4L), (For OE Design Idler Arm Only)	Support End K8094 ‡	1	S234
1966-1965	352(5.8L), (For OE Design Idler Arm Only)	Center Link End K8103	1	S234
	352(5.8L), (For OE Design Idler Arm Only)	Support End K8094 ‡	1	S234
Tie Rod Adjusting Sleeve				
1968	302(5.0L)	ES2032S	2	S234
1968-1965	240(4.0L)	ES2032S	2	S234
	289(4.7L)	ES2032S	2	S234
	390(6.4L)	ES2032S	2	S234
1966-1965	352(5.8L)	ES2032S	2	S234
1964	223(3.7L)	ES2004S	2	
	289(4.7L)	ES2004S	2	
	352(5.8L)	ES2004S	2	
	390(6.4L)	ES2004S	2	
1963-1955		ES2004S	2	
Tie Rod End				
1968-1965	(Powdered Metal Gusher Brg. For Better Lubrication)	Outer ES351RL ‡	2	S234
1964-1961	(Powdered Metal Gusher Brg. For Better Lubrication)	Outer ES285RL ‡	2	
1960-1955	3.22" Length, (Powdered Metal Gusher Brg. For Better Lubrication)	Outer ES416L ‡	2	

REAR SUSPENSION



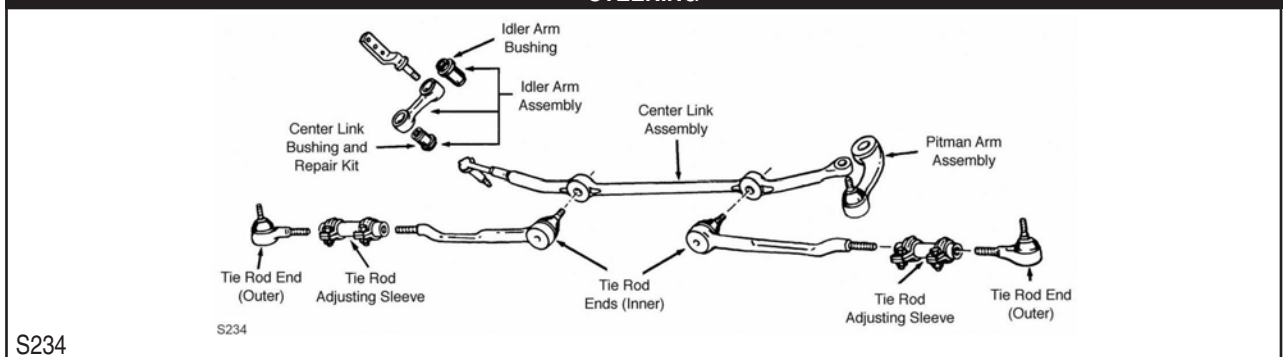
R310

REAR SUSPENSION (Cont.)				
Year	Model/Application	Part	P/C Qty	Figure
Control Arm Bushing				
1968-1967	Except Police, (Contains Front And Rear Bushings)	Upper	K8136	2 R310
Leaf Spring Shackle Bushing				
1964			K200959	8 R310



Year	Model/Application	Part	P/C Qty	Figure
Ball Joint				
1968-1965	(Powdered Metal Gusher Brg. For Better Lubrication)	Upper	K8212 ‡	2 F145
	(Bolt On Type, Powdered Metal Gusher Brg. For Better Lubrication)	Lower	K8059 ‡	2 F145
	(Press In Type, Powdered Metal Gusher Brg. For Better Lubrication)	Lower	K8197 ‡	2 F145
1964-1957	(Powdered Metal Gusher Brg. For Better Lubrication)	Upper	K8212 ‡	2
Control Arm Bushing				
1968	302(5.0L), (Contains Front And Rear Bushings)	Upper	K8083	2 F145
1968-1965	240(4.0L), (Contains Front And Rear Bushings)	Lower	K8082	2 F145
	289(4.7L), (Contains Front And Rear Bushings)	Upper	K8083	2 F145
	390(6.4L), (Contains Front And Rear Bushings)	Upper	K8083	2 F145
1966-1965	352(5.8L), (Contains Front And Rear Bushings)	Upper	K8083	2 F145
Control Arm Bushing Set				
1962-1960	(Contains Front And Rear Bushings)	Lower	K8068	2
1956-1955	(Contains Front And Rear Bushings)	Upper	K321	1
Sway Bar Bushing				
1968-1967		To Frame	K8204	1 F145
Sway Bar Repair Kit				
1968-1965	(Heavy Duty Design) (Includes Polyurethane Bushings And Solid Metal Sleeve For Enhanced Performance. Barrel Nut Allows For Easier Installation.) (Standard Design)		K6629 ‡ K700535 ‡ K8266	2 F145 2 F145 2 F145

STEERING

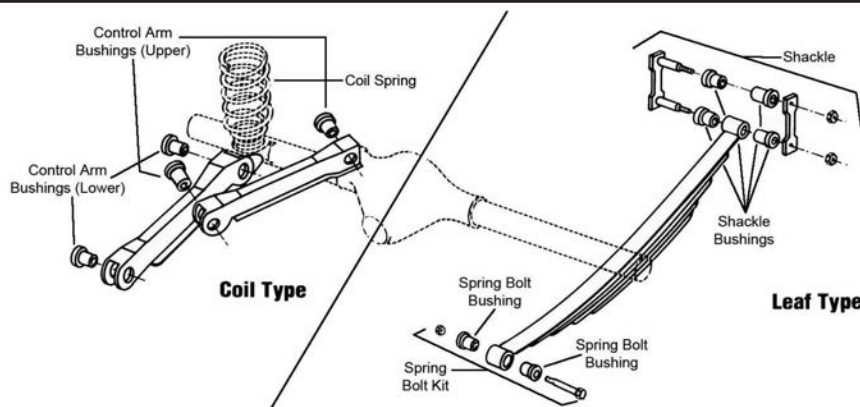


FORD-Country Squire (Cont.)

STEERING (Cont.)

Year	Model/Application	Part	P/C Qty	Figure
Idler Arm				
1968	302(5.0L), (Powdered Metal Gusher Brg. For Better Lubrication)	K8118 ‡	1	S234
1968-1966	428(7.0L), (Powdered Metal Gusher Brg. For Better Lubrication)	K8118 ‡	1	S234
1968-1965	240(4.0L), (Powdered Metal Gusher Brg. For Better Lubrication)	K8118 ‡	1	S234
	289(4.7L), (Powdered Metal Gusher Brg. For Better Lubrication)	K8118 ‡	1	S234
	390(6.4L), (Powdered Metal Gusher Brg. For Better Lubrication)	K8118 ‡	1	S234
1966-1965	352(5.8L), (Powdered Metal Gusher Brg. For Better Lubrication)	K8118 ‡	1	S234
Idler Arm Bushing				
1968	302(5.0L), (For OE Design Idler Arm Only)	Center Link End K8103	1	S234
	302(5.0L), (For OE Design Idler Arm Only)	Support End K8094 ‡	1	S234
1968-1967	240(4.0L), (For OE Design Idler Arm Only)	Support End K8094 ‡	1	S234
1968-1966	428(7.0L), (For OE Design Idler Arm Only)	Center Link End K8103	1	S234
1968-1965	240(4.0L), (For OE Design Idler Arm Only)	Center Link End K8103	1	S234
	289(4.7L), (For OE Design Idler Arm Only)	Center Link End K8103	1	S234
	289(4.7L), (For OE Design Idler Arm Only)	Support End K8094 ‡	1	S234
	390(6.4L), (For OE Design Idler Arm Only)	Center Link End K8103	1	S234
	390(6.4L), (For OE Design Idler Arm Only)	Support End K8094 ‡	1	S234
	1966	428(7.0L), (For OE Design Idler Arm Only)	Support End K8094 ‡	1
1966-1965	352(5.8L), (For OE Design Idler Arm Only)	Center Link End K8103	1	S234
	352(5.8L), (For OE Design Idler Arm Only)	Support End K8094 ‡	1	S234
1964-1961	(For OE Design Idler Arm Only)	Center Link End K8042	1	
Tie Rod Adjusting Sleeve				
1968	302(5.0L), .625" - 18 Threads	ES2032S	2	S234
1968-1966	428(7.0L), .625" - 18 Threads	ES2032S	2	S234
1968-1965	240(4.0L), .625" - 18 Threads	ES2032S	2	S234
	289(4.7L), .625" - 18 Threads	ES2032S	2	S234
	390(6.4L), .625" - 18 Threads	ES2032S	2	S234
	427(7.0L), .750" - 18 Threads	ES638S	2	S234
1966-1965	352(5.8L), .625" - 18 Threads	ES2032S	2	S234
1964-1961	11/16" - 18 Thread, 4.72" Length	ES2004S	1	
1960-1955		ES2004S	2	
Tie Rod End				
1968	302(5.0L), .625" - 18 Threads, (Powdered Metal Gusher Brg. For Better Lubrication)	Outer ES351RL ‡	2	S234
1968-1966	428(7.0L), .625" - 18 Threads, (Powdered Metal Gusher Brg. For Better Lubrication)	Outer ES351RL ‡	2	S234
1968-1965	(Powdered Metal Gusher Brg. For Better Lubrication)	Inner ES727 ‡	2	S234
	240(4.0L), .625" - 18 Threads, (Powdered Metal Gusher Brg. For Better Lubrication)	Outer ES351RL ‡	2	S234
	289(4.7L), .625" - 18 Threads, (Powdered Metal Gusher Brg. For Better Lubrication)	Outer ES351RL ‡	2	S234
	390(6.4L), .625" - 18 Threads, (Powdered Metal Gusher Brg. For Better Lubrication)	Outer ES351RL ‡	2	S234
1966-1965	352(5.8L), .625" - 18 Threads, (Powdered Metal Gusher Brg. For Better Lubrication)	Outer ES351RL ‡	2	S234
1964-1961	Manual Steering, (Powdered Metal Gusher Brg. For Better Lubrication)	Outer ES285RL ‡	2	
1960-1955	3.22" Length, (Powdered Metal Gusher Brg. For Better Lubrication)	Outer ES416L ‡	2	

REAR SUSPENSION



R310

Year	Model/Application	Part	P/C Qty	Figure
Control Arm Bushing				
1968-1967	Except Police, (Contains Front And Rear Bushings)	Upper K8136	2	R310

(Cont.) Country Squire-FORD

REAR SUSPENSION (Cont.)				
Year	Model/Application	Part	P/C Qty	Figure
Control Arm Bushing Set				
1968-1965	(Contains Front And Rear Bushings)	Lower K8135	1	R310

Crestline-FORD

FRONT SUSPENSION				
Year	Model/Application	Part	P/C Qty	Figure
Control Arm Bushing Set				
1954	(Contains Front And Rear Bushings)	Upper K321	1	
STEERING				
Year	Model/Application	Part	P/C Qty	Figure
Tie Rod Adjusting Sleeve				
1954-1952		ES2004S	2	
Tie Rod End				
1954-1952	3.22" Length, (Powdered Metal Gusher Brg. For Better Lubrication)	Outer ES416L ‡	2	

Crown Victoria-FORD

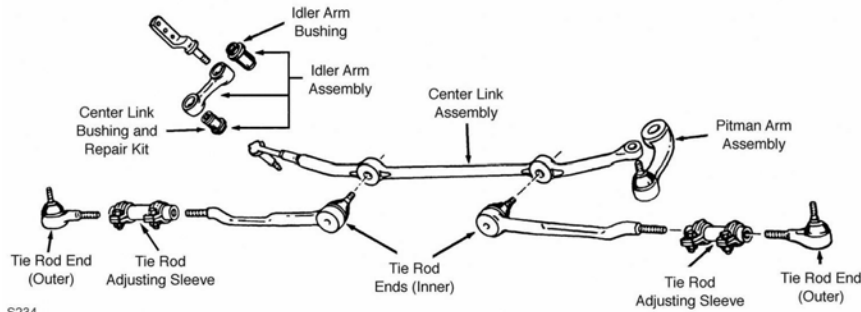
FRONT SUSPENSION				
F144				
Year	Model/Application	Part	P/C Qty	Figure
Ball Joint				
1990-1983	(Powdered Metal Gusher Brg. For Better Lubrication)	Upper K8310 ‡	2	F144
	(Powdered Metal Gusher Brg. For Better Lubrication)	Lower K8259 ‡	2	F144
Control Arm Bumper Bushing				
1990-1983		Upper K8856	2	F144
		Lower K8855	2	F144
Control Arm Bushing Set				
1990-1987	(Contains Front And Rear Bushings)	Lower K8618 ‡	1	F144
	Except Heavy Duty Suspension, (Threaded Type, Contains Front And Rear Bushings)	Upper K8616 ‡	1	F144
1990-1983	Except Heavy Duty Suspension, (Threaded Type, Contains Front And Rear Bushings, Standard Design)	Upper K8276	2	F144
	For Arms With Different Size Bushings, (Contains Front And Rear Bushings, Standard Design)	Lower K8297	2	F144
	For Arms With Same Size Bushings Front And Rear, (Contains Front And Rear Bushings)	Lower K80029	1	F144
Strut Mounting Kit				
1986-1983	(Mounting Bracket Not Included)	K8634	2	
Sway Bar Bushing				
1990-1983	1" Sway Bar Diameter	To Frame K80092	1	F144
	1-1/16" Sway Bar Diameter	To Frame K80093	1	F144
	1-1/8" Sway Bar Diameter	To Frame K80094	1	F144
	1-3/16" Sway Bar Diameter	To Frame K80095	1	F144
	15/16" Sway Bar Diameter	To Frame K6401	1	F144
	3/4" Sway Bar Diameter	To Frame K80088	1	F144
	7/8" Sway Bar Diameter	To Frame K80090	1	F144

FORD-Crown Victoria (Cont.)

FRONT SUSPENSION (Cont.)

Year	Model/Application	Part	P/C Qty	Figure
Sway Bar Repair Kit				
1990-1987	(Heavy Duty Design) (Includes Polyurethane Bushings And Solid Metal Sleeve For Enhanced Performance. Barrel Nut Allows For Easier Installation.) (Standard Design)	K6629 ‡ K700535 ‡	2 2	F144 F144
1985-1984	302(5.0L), Taxi, (Includes Polyurethane Bushings And Solid Metal Sleeve For Enhanced Performance. Barrel Nut Allows For Easier Installation.) 302(5.0L), Taxi, (Standard Design)	K700539 ‡ K8265	2 2	F144 F144
1983	7-1/4" Length, (Includes Polyurethane Bushings And Solid Metal Sleeve For Enhanced Performance. Barrel Nut Allows For Easier Installation.)	K700538 ‡	2	F144

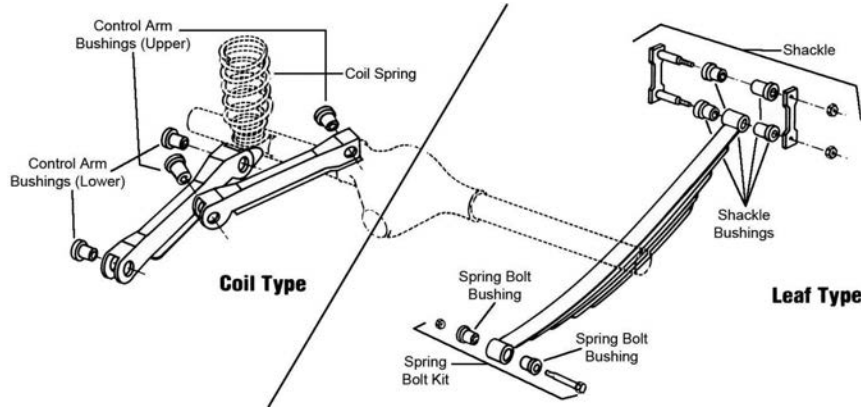
STEERING



S234

Year	Model/Application	Part	P/C Qty	Figure
Idler Arm				
1990-1987	(Includes Patented Cover Plate Design For Tighter Tolerances)	K8283 ‡	1	S234
Idler Arm Bushing				
1990-1983	(For OE Design Idler Arm Only)	Center Link End K8103	1	S234
Pitman Arm				
1990-1983	(Greaseable Socket Reduces Corrosion/Wear)	K8290 ‡	1	S234
Tie Rod Adjusting Sleeve				
1990-1983		ES2058S	2	S234
Tie Rod End				
1990-1987	(Powdered Metal Gusher Brg. For Better Lubrication) (Powdered Metal Gusher Brg. For Better Lubrication)	Outer Inner ES3495 ‡ ES3494 ‡	2 2	S234 S234
1986-1983	Base Model, Base Model, Taxi, (Powdered Metal Gusher Brg. For Better Lubrication) Base Model, Base Model, Taxi, (Powdered Metal Gusher Brg. For Better Lubrication)	Outer Inner ES3495 ‡ ES3494 ‡	2 2	S234 S234

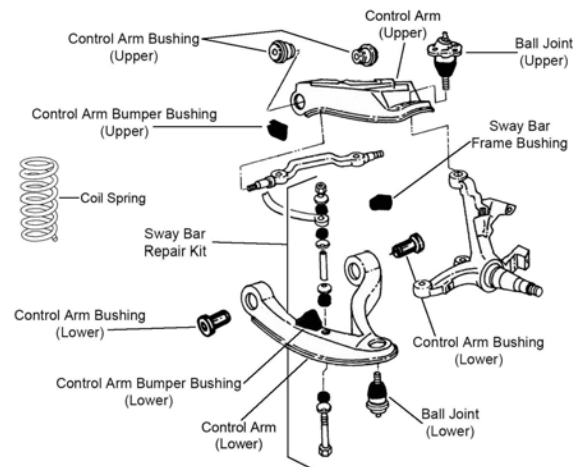
REAR SUSPENSION



R310

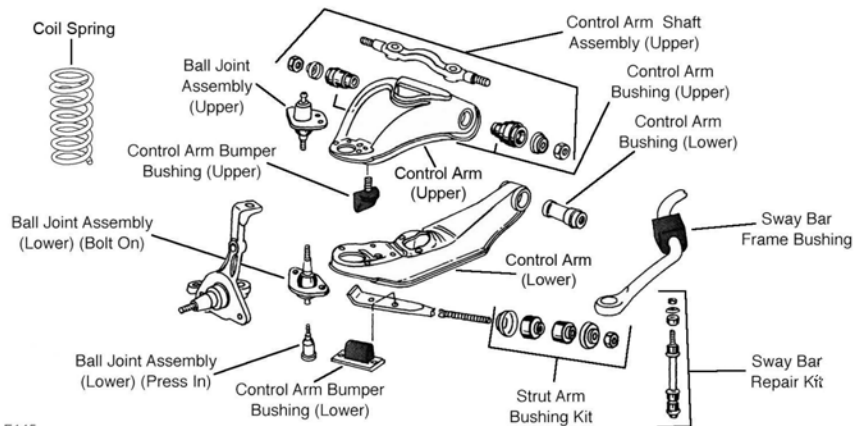
Year	Model/Application	Part	P/C Qty	Figure
Control Arm Bushing				
1990-1983		Upper Front Upper Rear Lower K200968 K200961 K200961	2 4 4	R310 R310 R310

FRONT SUSPENSION



F144

F144



F145

F145

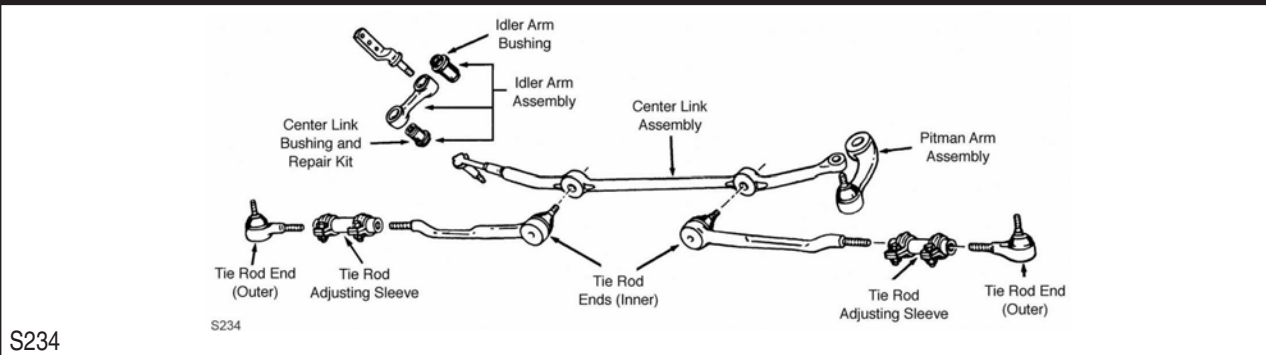
Year	Model/Application	Part	P/C Qty	Figure
Ball Joint				
1972-1965	(Bolt On Type, Powdered Metal Gusher Brg. For Better Lubrication)	Lower	K8059 ‡	2 F145
	(Press In Type, Powdered Metal Gusher Brg. For Better Lubrication)	Lower	K8197 ‡	2 F145
1972-1964	(Powdered Metal Gusher Brg. For Better Lubrication)	Upper	K8212 ‡	2 F145
1957	(Powdered Metal Gusher Brg. For Better Lubrication)	Upper	K8212 ‡	2
Control Arm Bushing				
1972		Lower	K8082	2 F145
	From 3/15/72, 1.82" Length, (Contains Front And Rear Bushings)	Upper	K8202	2 F145
	Thru 3/14/72, 1.51" Length, (Contains Front And Rear Bushings)	Upper	K8083	2 F145
1971	400(6.6L), (Contains Front And Rear Bushings)	Upper	K8083	2 F145
	400(6.6L)	Lower	K8082	2 F145
1971-1969	351(5.8L), (Contains Front And Rear Bushings)	Upper	K8083	2 F145
	351(5.8L)	Lower	K8082	2 F145
	429(7.0L), (Contains Front And Rear Bushings)	Upper	K8083	2 F145
	429(7.0L)	Lower	K8082	2 F145
1971-1968	302(5.0L), (Contains Front And Rear Bushings)	Upper	K8083	2 F145
	302(5.0L)	Lower	K8082	2 F145
1971-1967	390(6.4L), (Contains Front And Rear Bushings)	Upper	K8083	2 F145
	390(6.4L)	Lower	K8082	2 F145
1971-1965	240(4.0L), (Contains Front And Rear Bushings)	Upper	K8083	2 F145
	240(4.0L)	Lower	K8082	2 F145
1967-1965	289(4.7L), (Contains Front And Rear Bushings)	Upper	K8083	2 F145
	289(4.7L)	Lower	K8082	2 F145
1964		Lower Rear	K200963	2 F145
Control Arm with Ball Joint				
1971-1969	(R-Series)	Upper	RK621369	2
Sway Bar Bushing				
1972-1969	1-1/8" Sway Bar Diameter	To Frame	K5253	1 F145

FORD-Custom (Cont.)

FRONT SUSPENSION (Cont.)

Year	Model/Application	Part	P/C Qty	Figure
Sway Bar Bushing				
1968-1965	To Frame	K8204	1	
Sway Bar Repair Kit				
1972-1965	(Heavy Duty Design) (Includes Polyurethane Bushings And Solid Metal Sleeve For Enhanced Performance. Barrel Nut Allows For Easier Installation.) (Standard Design)	K6629 ‡ K700535 ‡	2 2	F144 F145
		K8266	2	F145
1964	(Heavy Duty Design) 5.5" Length, (Includes Polyurethane Bushings And Solid Metal Sleeve For Enhanced Performance. Barrel Nut Allows For Easier Installation.)	K8989 ‡ K700528 ‡	2 1	

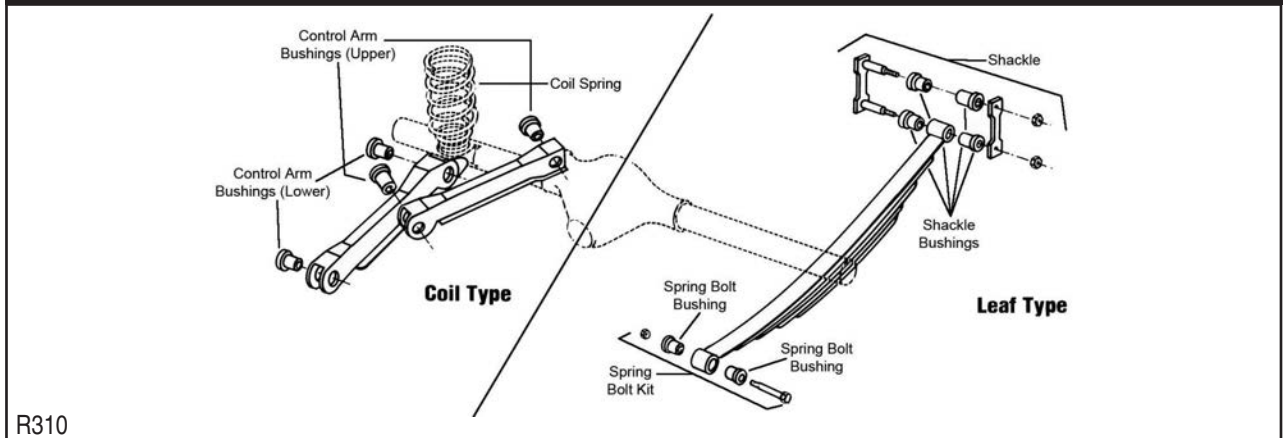
STEERING



Year	Model/Application	Part	P/C Qty	Figure
Idler Arm				
1972-1969	(Powdered Metal Gusher Brg. For Better Lubrication)	K8189 ‡	1	S234
1968-1965	(Powdered Metal Gusher Brg. For Better Lubrication)	K8118 ‡	1	S234
Idler Arm Bushing				
1972-1971	400(6.6L), (For OE Design Idler Arm Only) 400(6.6L), (For OE Design Idler Arm Only)	Center Link End Support End	K8103 K8094 ‡	1 1 S234 S234
1972-1969	351(5.8L), (For OE Design Idler Arm Only) 351(5.8L), (For OE Design Idler Arm Only) 429(7.0L), (For OE Design Idler Arm Only) 429(7.0L), (For OE Design Idler Arm Only)	Center Link End Support End Center Link End Support End	K8103 K8094 ‡ K8103 K8094 ‡	1 1 1 1 S234 S234 S234 S234
1972-1968	302(5.0L), (For OE Design Idler Arm Only) 302(5.0L), (For OE Design Idler Arm Only)	Center Link End Support End	K8103 K8094 ‡	1 1 S234 S234
1972-1965	240(4.0L), (For OE Design Idler Arm Only) 240(4.0L), (For OE Design Idler Arm Only)	Center Link End Support End	K8103 K8094 ‡	1 1 S234 S234
1971-1967	390(6.4L), (For OE Design Idler Arm Only) 390(6.4L), (For OE Design Idler Arm Only)	Center Link End Support End	K8103 K8094 ‡	1 1 S234 S234
1968-1966	427(7.0L), (For OE Design Idler Arm Only) 428(7.0L), (For OE Design Idler Arm Only)	Center Link End Center Link End	K8103 K8103	1 1 S234 S234
1967-1965	289(4.7L), (For OE Design Idler Arm Only) 289(4.7L), (For OE Design Idler Arm Only)	Center Link End Support End	K8103 K8094 ‡	1 1 S234 S234
1964	(For OE Design Idler Arm Only)	Center Link End	K8042	1
Pitman Arm				
1972-1969	Power Steering, (Greaseable Socket Reduces Corrosion/Wear)	K8145 ‡	1	S234
Tie Rod Adjusting Sleeve				
1972	From 8/8/72 Thru 8/7/72	ES426S ES2032S	2 2	S234 S234
1971-1969		ES2032S	2	S234
1968	302(5.0L)	ES2032S	2	S234
1968-1967	390(6.4L)	ES2032S	2	S234
1968-1966	428(7.0L)	ES2032S	2	S234
1968-1965	240(4.0L)	ES2032S	2	S234
1967-1965	289(4.7L)	ES2032S	2	S234
1964	223(3.7L) 289(4.7L)	ES2004S ES2004S	2 2	
1957		ES2004S	2	
1949		ES2004S	2	
Tie Rod End				
1972	13.7" From Center Of Stud To Stem End, (Powdered Metal Gusher Brg. For Better Lubrication)	Inner	DS802 ‡	2 S234

STEERING (Cont.)				
Year	Model/Application	Part	P/C Qty	Figure
Tie Rod End				
1972 (Cont.)	3.88" From Center Of Stud To Stem End, (Powdered Metal Gusher Brg. For Better Lubrication)	Outer	ES379RL ‡	2 S234
1971-1969	(Powdered Metal Gusher Brg. For Better Lubrication)	Outer	ES379RL ‡	2 S234
1968-1965	(Powdered Metal Gusher Brg. For Better Lubrication) (Powdered Metal Gusher Brg. For Better Lubrication)	Outer	ES351RL ‡	2 S234
		Inner	ES727 ‡	2 S234
1964	(Powdered Metal Gusher Brg. For Better Lubrication)	Outer	ES285RL ‡	2
1957	3.22" Length, (Powdered Metal Gusher Brg. For Better Lubrication)	Outer	ES416L ‡	2
1949	3.22" Length, (Powdered Metal Gusher Brg. For Better Lubrication)	Outer	ES416L ‡	2

REAR SUSPENSION



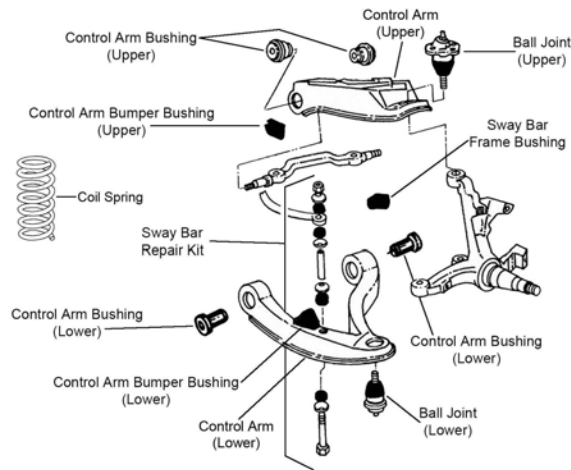
Year	Model/Application	Part	P/C Qty	Figure
R310				
Control Arm Bushing				
1972-1967	Except Police, (Contains Front And Rear Bushings)	Upper	K8136	2 R310
Leaf Spring Shackle Bushing				
1964			K200959	8 R310

Custom 300-FORD

FRONT SUSPENSION				
Year	Model/Application	Part	P/C Qty	Figure
Ball Joint				
1959-1957	(Powdered Metal Gusher Brg. For Better Lubrication)	Upper	K8212 ‡	2
STEERING				
Year	Model/Application	Part	P/C Qty	Figure
Tie Rod Adjusting Sleeve				
1959-1957			ES2004S	2
Tie Rod End				
1959-1957	3.22" Length, (Powdered Metal Gusher Brg. For Better Lubrication)	Outer	ES416L ‡	2

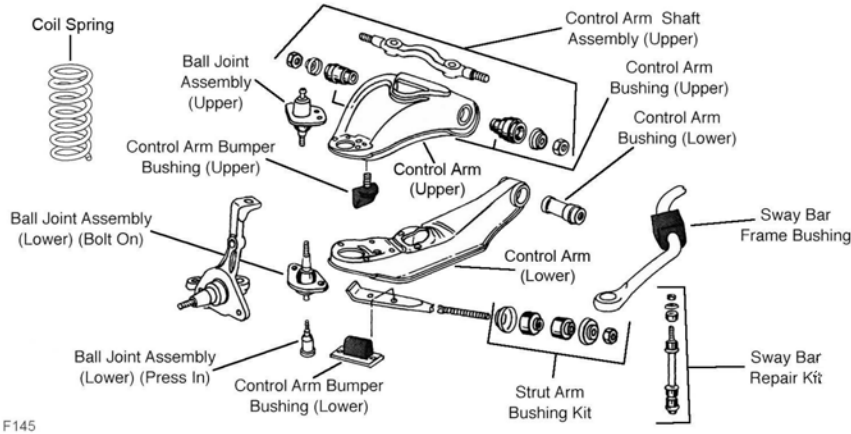
FORD-Custom 500

FRONT SUSPENSION



F144

F144



F145

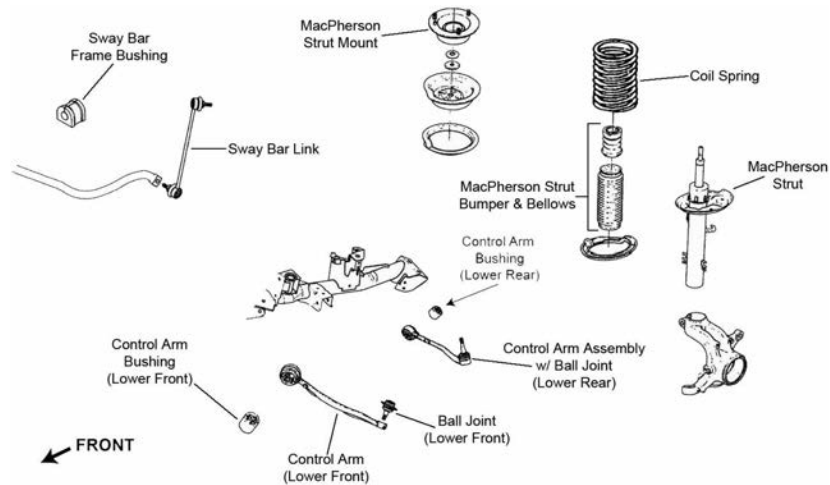
F145

Year	Model/Application	Part	P/C Qty	Figure
Ball Joint				
1979	(Powdered Metal Gusher Brg. For Better Lubrication)	Upper	K8310 ‡	2 F144
	(Powdered Metal Gusher Brg. For Better Lubrication)	Lower	K8259 ‡	2 F144
1978-1965	(Press In Type, Powdered Metal Gusher Brg. For Better Lubrication)	Lower	K8197 ‡	2 F145
1978-1964	(Powdered Metal Gusher Brg. For Better Lubrication)	Upper	K8212 ‡	2 F145
1972-1965	(Bolt On Type, Powdered Metal Gusher Brg. For Better Lubrication)	Lower	K8059 ‡	2 F145
Control Arm Bumper Bushing				
1979		Upper	K8856	2 F144
		Lower	K8855	2 F144
Control Arm Bushing				
1978-1973	Except Police, (Contains Front And Rear Bushings)	Upper	K8202	2 F145
	Except Police	Lower	K8082	2 F145
1972	From 3/15/72, 1.82" Length, (Contains Front And Rear Bushings)	Lower	K8082	2 F145
	Thru 3/14/72, 1.51" Length, (Contains Front And Rear Bushings)	Upper	K8202	2 F145
		Upper	K8083	2 F145
1971	400(6.6L), (Contains Front And Rear Bushings)	Upper	K8083	2 F145
	400(6.6L)	Lower	K8082	2 F145
1971-1969	351(5.8L), (Contains Front And Rear Bushings)	Upper	K8083	2 F145
	351(5.8L)	Lower	K8082	2 F145
	429(7.0L), (Contains Front And Rear Bushings)	Upper	K8083	2 F145
	429(7.0L)	Lower	K8082	2 F145
1971-1968	302(5.0L), (Contains Front And Rear Bushings)	Upper	K8083	2 F145
	302(5.0L)	Lower	K8082	2 F145
1971-1965	240(4.0L), (Contains Front And Rear Bushings)	Upper	K8083	2 F145
	240(4.0L)	Lower	K8082	2 F145
	390(6.4L), (Contains Front And Rear Bushings)	Upper	K8083	2 F145
	390(6.4L)	Lower	K8082	2 F145
1967-1965	289(4.7L), (Contains Front And Rear Bushings)	Upper	K8083	2 F145
	289(4.7L)	Lower	K8082	2 F145

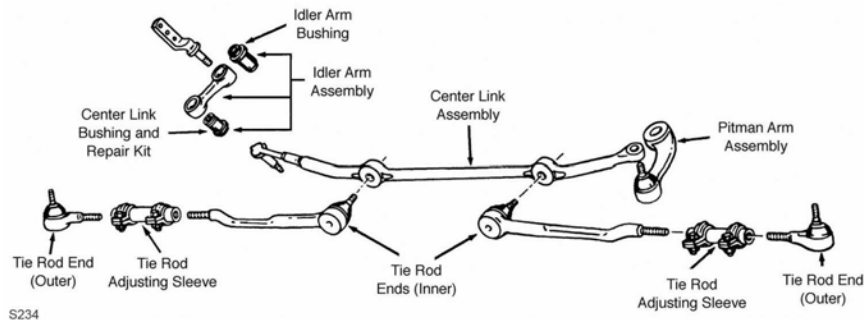
FRONT SUSPENSION (Cont.)

Year	Model/Application	Part	P/C Qty	Figure	
Control Arm Bushing					
1966-1965	352(5.8L), (Contains Front And Rear Bushings)	Upper	K8083	2	F145
	352(5.8L)	Lower	K8082	2	F145
1964		Lower Rear	K200963	2	F145
Control Arm Bushing Set					
1979	Except Police	Lower	K8279	2	F144
Sway Bar Bushing					
1975-1969	1-1/8" Sway Bar Diameter	To Frame	K5253	1	F145
1968-1965		To Frame	K8204	1	F145
Sway Bar Repair Kit					
1975	Base Model, Ranch, (Heavy Duty Design)		K6629 ‡	2	F145
	Base Model, Ranch, (Includes Polyurethane Bushings And Solid Metal Sleeve For Enhanced Performance. Barrel Nut Allows For Easier Installation.)		K700535 ‡	2	F145
	Base Model, Ranch, (Standard Design)		K8266	2	F145
1974-1965	(Heavy Duty Design)		K6629 ‡	2	F145
	(Includes Polyurethane Bushings And Solid Metal Sleeve For Enhanced Performance. Barrel Nut Allows For Easier Installation.)		K700535 ‡	2	F145
	(Standard Design)		K8266	2	F145
1964	(Heavy Duty Design)		K8989 ‡	2	
	5.5" Length, (Includes Polyurethane Bushings And Solid Metal Sleeve For Enhanced Performance. Barrel Nut Allows For Easier Installation.)		K700528 ‡	1	

STEERING



F234



S234

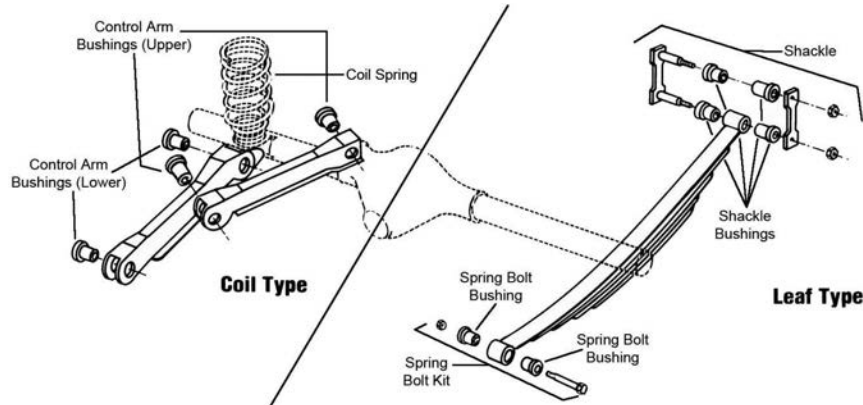
Year	Model/Application	Part	P/C Qty	Figure	
Idler Arm					
1978-1969	(Powdered Metal Gusher Brg. For Better Lubrication)		K8189 ‡	1	S234
1968-1965	(Powdered Metal Gusher Brg. For Better Lubrication)		K8118 ‡	1	S234
Idler Arm Bushing					
1979-1978	302(5.0L), (For OE Design Idler Arm Only)	Center Link End	K8103	1	S234
	302(5.0L), (For OE Design Idler Arm Only)	Support End	K8094 ‡	1	S234
1979-1969	351(5.8L), (For OE Design Idler Arm Only)	Center Link End	K8103	1	S234
	351(5.8L), (For OE Design Idler Arm Only)	Support End	K8094 ‡	1	S234

FORD-Custom 500 (Cont.)

STEERING (Cont.)

Year	Model/Application	Part	P/C Qty	Figure
Idler Arm Bushing				
1978-1973	460(7.5L), (For OE Design Idler Arm Only) 460(7.5L), (For OE Design Idler Arm Only)	Center Link End Support End	K8103 K8094 ‡	1 1 S234 S234
1978-1971	400(6.6L), (For OE Design Idler Arm Only) 400(6.6L), (For OE Design Idler Arm Only)	Center Link End Support End	K8103 K8094 ‡	1 1 S234 S234
1972-1968	302(5.0L), (For OE Design Idler Arm Only) 302(5.0L), (For OE Design Idler Arm Only)	Center Link End Support End	K8103 K8094 ‡	1 1 S234 S234
1972-1965	240(4.0L), (For OE Design Idler Arm Only) 240(4.0L), (For OE Design Idler Arm Only)	Center Link End Support End	K8103 K8094 ‡	1 1 S234 S234
1971-1969	429(7.0L), (For OE Design Idler Arm Only) 429(7.0L), (For OE Design Idler Arm Only)	Center Link End Support End	K8103 K8094 ‡	1 1 S234 S234
1971-1965	390(6.4L), (For OE Design Idler Arm Only) 390(6.4L), (For OE Design Idler Arm Only)	Center Link End Support End	K8103 K8094 ‡	1 1 S234 S234
1968-1966	428(7.0L), (For OE Design Idler Arm Only)	Center Link End	K8103	1 S234
1968-1965	427(7.0L), (For OE Design Idler Arm Only)	Center Link End	K8103	1 S234
1967-1965	289(4.7L), (For OE Design Idler Arm Only) 289(4.7L), (For OE Design Idler Arm Only)	Center Link End Support End	K8103 K8094 ‡	1 1 S234 S234
1966-1965	352(5.8L), (For OE Design Idler Arm Only) 352(5.8L), (For OE Design Idler Arm Only)	Center Link End Support End	K8103 K8094 ‡	1 1 S234 S234
1964	(For OE Design Idler Arm Only)	Center Link End	K8042	1
Pitman Arm				
1979	(Greaseable Socket Reduces Corrosion/Wear)		K8314 ‡	1 S234
1978-1977	(Greaseable Socket Reduces Corrosion/Wear)		K8257 ‡	1 S234
1976-1975	(Greaseable Socket Reduces Corrosion/Wear)		K8213 ‡	1 S234
1974-1973	(Greaseable Socket Reduces Corrosion/Wear)		K8145 ‡	1 S234
1972-1969	Power Steering, (Greaseable Socket Reduces Corrosion/Wear)		K8145 ‡	1 F234
Tie Rod Adjusting Sleeve				
1979			ES2058S	2 S234
1978-1973			ES426S	2 S234
1972	From 8/8/72 Thru 8/7/72		ES426S ES2032S	2 2 S234 S234
1971-1965			ES2032S	2 S234
1964	289(4.7L) 352(5.8L) 390(6.4L)		ES2004S ES2004S ES2004S	2 2 2
Tie Rod End				
1978-1974	(Powdered Metal Gusher Brg. For Better Lubrication)	Inner	DS820 ‡	2 S234
1977-1973	(Powdered Metal Gusher Brg. For Better Lubrication)	Outer	ES435RL ‡	2 S234
1973	From 5/14/73, (Powdered Metal Gusher Brg. For Better Lubrication) Thru 5/13/73, (Powdered Metal Gusher Brg. For Better Lubrication)	Inner Inner	DS820 ‡ DS802 ‡	2 2 S234 S234
1972	13.7" From Center Of Stud To Stem End, (Powdered Metal Gusher Brg. For Better Lubrication) 3.88" From Center Of Stud To Stem End, (Powdered Metal Gusher Brg. For Better Lubrication) From 8/8/72, (Powdered Metal Gusher Brg. For Better Lubrication) Thru 8/7/72, (Powdered Metal Gusher Brg. For Better Lubrication)	Inner Outer Outer Inner	DS802 ‡ ES379RL ‡ ES435RL ‡ ES727 ‡	2 2 2 2 S234 S234 S234 S234
1971-1969	(Powdered Metal Gusher Brg. For Better Lubrication)	Outer	ES379RL ‡	2 S234
1971-1965	(Powdered Metal Gusher Brg. For Better Lubrication)	Inner	ES727 ‡	2 S234
1968-1965	(Powdered Metal Gusher Brg. For Better Lubrication)	Outer	ES351RL ‡	2 S234
1964	(Powdered Metal Gusher Brg. For Better Lubrication)	Outer	ES285RL ‡	2

REAR SUSPENSION



R310

Year	Model/Application	Part	P/C Qty	Figure
Control Arm Bushing				
1979	Except Police	Upper Front	K200968	2 R310
	Except Police	Upper Rear	K200961	4 R310
	Except Police	Lower	K200961	4 R310
1978-1967	Except Police, (Contains Front And Rear Bushings)	Upper	K8136	2 R310
Control Arm Bushing Set				
1977	(Contains Front And Rear Bushings)	Lower	K8135	1 R310
1976-1975	Base Model, Ranch, (Contains Front And Rear Bushings)	Lower	K8135	1 R310
1974-1968	(Contains Front And Rear Bushings)	Lower	K8135	1 R310
Leaf Spring Shackle Bushing				
1964			K200959	8 R310

Custom Deluxe-FORD

STEERING

Year	Model/Application	Part	P/C Qty	Figure
Tie Rod End				
1951-1950	3.22" Length, (Powdered Metal Gusher Brg. For Better Lubrication)	Outer	ES416L ‡	2

Customline-FORD

FRONT SUSPENSION

Year	Model/Application	Part	P/C Qty	Figure
Control Arm Bushing Set				
1956-1954	(Contains Front And Rear Bushings)	Upper	K321	1

STEERING

Year	Model/Application	Part	P/C Qty	Figure
Tie Rod Adjusting Sleeve				
1956-1952			ES2004S	2
Tie Rod End				
1956-1952	3.22" Length, (Powdered Metal Gusher Brg. For Better Lubrication)	Outer	ES416L ‡	2

Del Rio-FORD

FRONT SUSPENSION

Year	Model/Application	Part	P/C Qty	Figure
Ball Joint				
1958-1957	(Powdered Metal Gusher Brg. For Better Lubrication)	Upper	K8212 ‡	2

STEERING

Year	Model/Application	Part	P/C Qty	Figure
Tie Rod Adjusting Sleeve				
1958-1957			ES2004S	2

FORD-Del Rio (Cont.)

STEERING (Cont.)

Year	Model/Application	Part	P/C Qty	Figure
Tie Rod End				
1958-1957	3.22" Length, (Powdered Metal Gusher Brg. For Better Lubrication)	Outer ES416L ‡	2	

FORD-Deluxe

FRONT SUSPENSION

Year	Model/Application	Part	P/C Qty	Figure
King Bolt Set				
1948-1946	.8120" X 5.860", (Contains Metal Bushing) .822" X 5.860", (Contains Metal Bushing, Oversize, One Keyway)	8350B 8440B	1 1	
1942	.8120" X 5.860", (Contains Metal Bushing) .822" X 5.860", (Contains Metal Bushing, Oversize, One Keyway)	8350B 8440B	1 1	

STEERING

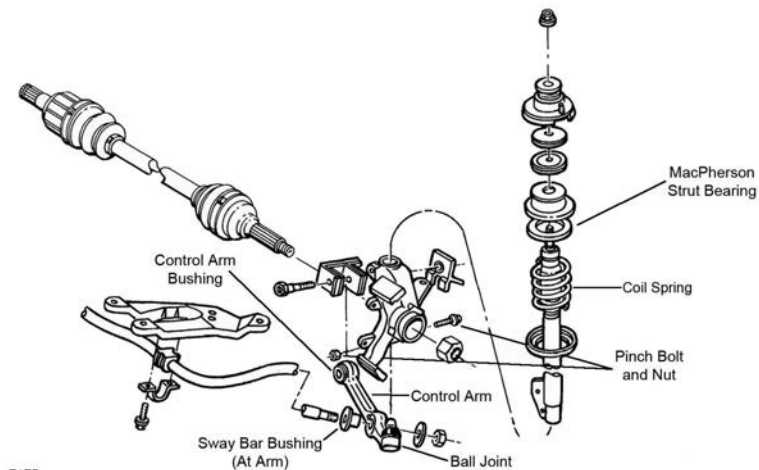
Year	Model/Application	Part	P/C Qty	Figure
Tie Rod Adjusting Sleeve				
1951-1949		ES2004S	2	
Tie Rod End				
1951-1949	3.22" Length, (Powdered Metal Gusher Brg. For Better Lubrication)	Outer ES416L ‡	2	
1948-1946	3.22" Length, (Powdered Metal Gusher Brg. For Better Lubrication)	Left Outer ES416L ‡	1	
	3.22" Length, (Powdered Metal Gusher Brg. For Better Lubrication)	Right Outer ES416R ‡	1	
	3.22" Length, (Powdered Metal Gusher Brg. For Better Lubrication)	Drag Link End ES416L ‡	1	
1942-1938	3.22" Length, (Powdered Metal Gusher Brg. For Better Lubrication)	Left Outer ES416L ‡	1	
	3.22" Length, (Powdered Metal Gusher Brg. For Better Lubrication)	Right Outer ES416R ‡	1	
	3.22" Length, (Powdered Metal Gusher Brg. For Better Lubrication)	Drag Link End ES416L ‡	1	

REAR SUSPENSION

Year	Model/Application	Part	P/C Qty	Figure
Leaf Spring Shackle				
1940-1938	Rubber Type Shackle	K150366	2	

FORD-Escort

FRONT SUSPENSION



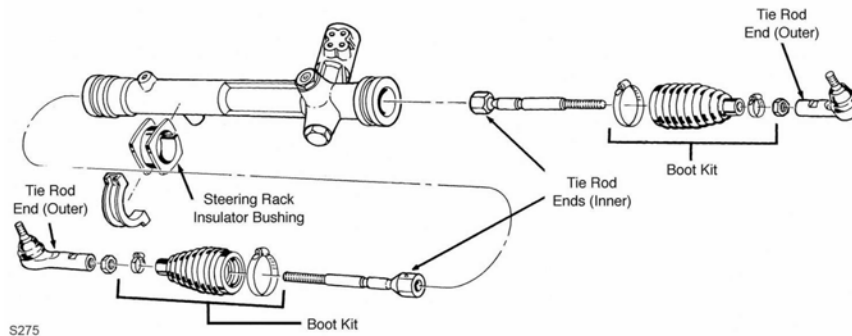
F175

Year	Model/Application	Part	P/C Qty	Figure	
Control Arm Bushing					
1990-1984	(1 Piece Design) (2 Piece Design, Design Allows Ease Of Installation)	Arm To Frame, Lower Arm To Frame, Lower	K8417 K8612 ‡	2 2	F175 F175
1990-1982		Lower Outer	K8436	2	F175
Control Arm with Ball Joint					
1990-1984	(Contains Bushing, Powdered Metal Gusher Brg. For Better Lubrication) (R-Series) (R-Series)	Left Lower Left Lower Right Lower	CK8423 ‡ RK8423 RK8421	1 1 1	F175 F175 F175

FRONT SUSPENSION (Cont.)

Year	Model/Application	Part	P/C Qty	Figure
Control Arm with Ball Joint				
1983-1981	(R-Series) (R-Series)	Left Lower Right Lower	RK8313 RK8311	1 1 F175 F175
Strut Bumper Bellows				
1990-1981	(Replacement Type, Contains Bumper)		K90460	2 F175
Strut Mount				
1990-1986	(Contains Bearing) Plus or Minus 1-1/4 Degree		K8638 K8574 ‡	2 2 F175 F175
1985	From 3/1/85, (Contains Bearing) From 3/1/85, Plus or Minus 1-1/4 Degree		K8638 K8574 ‡	2 2 F175 F175
Sway Bar Bushing				
1990-1984	1.10" Sway Bar Diameter 15/16" Sway Bar Diameter	To Frame To Frame	K8410 K8408	1 1 F175 F175
1990-1981	(2 Piece Bushing)	To Arm	K8763 ‡	2 F175
Wheel Hub Repair Kit				
1990-1984			518503	2
1983	From 2/1/83		518503	2

STEERING

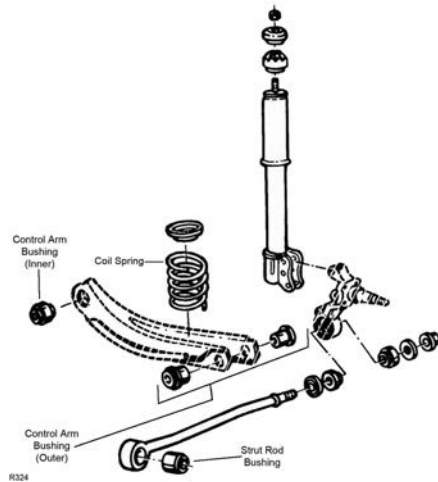


S275

Year	Model/Application	Part	P/C Qty	Figure
Rack & Pinion Boot Kit				
1985	Manual Steering, Thru 5/85	Left	K8581	1 S275
1984-1981	Manual Steering	Left	K8581	1 S275
Steering Rack Insulator Bushing				
1990-1987	Power Steering, (Contains Left And Right Bushings)		K8461	1 S275
1986-1983	(Contains Left And Right Bushings)	Right	K8419	1 S275
Tie Rod End				
1990-1986	Rack & Pinion Manual, (Full Ball Stud Provides 360 Degrees Of Smooth Rotation)	Inner	EV125 ‡	2 S275
1990-1981	(Powdered Metal Gusher Brg. For Better Lubrication) Rack & Pinion Power, (Full Ball Stud Provides 360 Degrees Of Smooth Rotation)	Outer Inner	ES2153RL ‡ EV118 ‡	2 2 S275 S275
1985	Rack & Pinion Manual, Externally Threaded Rack Marked SMC-AR,AT,AV, Thru 6/85, (Full Ball Stud Provides 360 Degrees Of Smooth Rotation) Rack & Pinion Manual, From 6/85, Stamping Number SMC-AW On Internally Threaded Rack, (Full Ball Stud Provides 360 Degrees Of Smooth Rotation)	Inner Inner	EV120 ‡ EV125 ‡	2 2 S275 S275
1984-1981	Manual Steering, Stamping Number SMC-AW On Internally Threaded Rack, (Full Ball Stud Provides 360 Degrees Of Smooth Rotation) Rack & Pinion Manual, Externally Threaded Rack Marked SMC-AR,AT,AV, (Full Ball Stud Provides 360 Degrees Of Smooth Rotation)	Inner Inner	EV125 ‡ EV120 ‡	2 2 S275 S275

FORD-Escort (Cont.)

REAR SUSPENSION

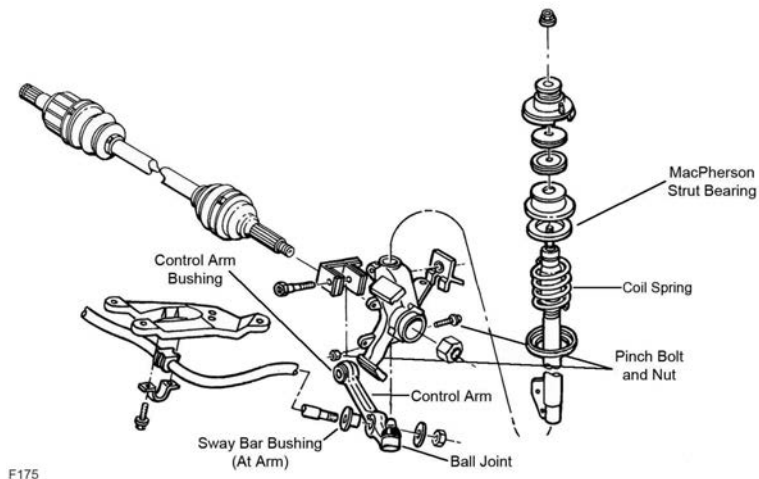


R324

Year	Model/Application	Part	P/C Qty	Figure	
Control Arm Bushing Set					
1990-1981	(Contains Driver And Passenger Side Bushings)	Arm To Knuckle	K8473	2	R324
Strut Bumper Bellows					
1990-1981	(OE Material For Strut Performance And Longevity, Contains Bumper)		K90462 ‡	2	R324
Strut Rod Bushing					
1990-1981	(Contains Thermoplastic Bushing)	To Spindle	K8649 ‡	2	R324

FORD-EXP

FRONT SUSPENSION



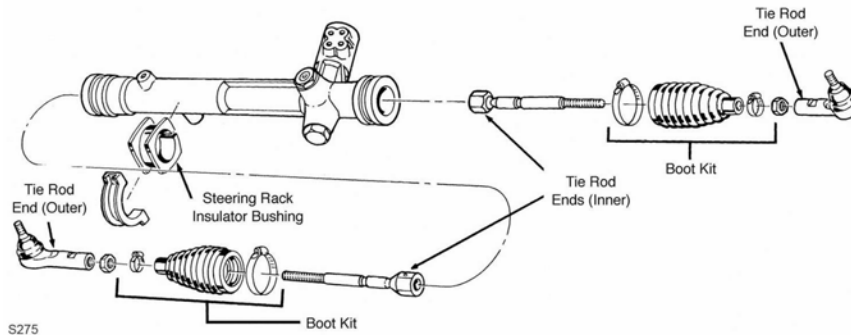
F175

Year	Model/Application	Part	P/C Qty	Figure	
Control Arm Bushing					
1988-1984	(1 Piece Design)	Arm To Frame, Lower	K8417	2	F175
	(2 Piece Design, Design Allows Ease Of Installation)	Arm To Frame, Lower	K8612 ‡	2	F175
1985-1982		Lower Outer	K8436	2	F175
Control Arm with Ball Joint					
1988-1984	(Contains Bushing, Powdered Metal Gusher Brg. For Better Lubrication)	Left Lower	CK8423 ‡	1	F175
	(R-Series)	Left Lower	RK8423	1	F175
	(R-Series)	Right Lower	RK8421	1	F175
1983-1982	(R-Series)	Left Lower	RK8313	1	F175
	(R-Series)	Right Lower	RK8311	1	F175
Strut Bumper Bellows					
1988-1982	(Replacement Type, Contains Bumper)		K90460	2	F175
Strut Mount					
1988-1986	Plus or Minus 1-1/4 Degree		K8574 ‡	2	F175

FRONT SUSPENSION (Cont.)

Year	Model/Application	Part	P/C Qty	Figure
Sway Bar Bushing				
1985-1984	15/16" Sway Bar Diameter	To Frame	K8408	1 F175
1985-1982	(2 Piece Bushing)	To Arm	K8763 ‡	2 F175
Wheel Hub Repair Kit				
1988-1984			518503	2
1983	From 2/1/83		518503	2

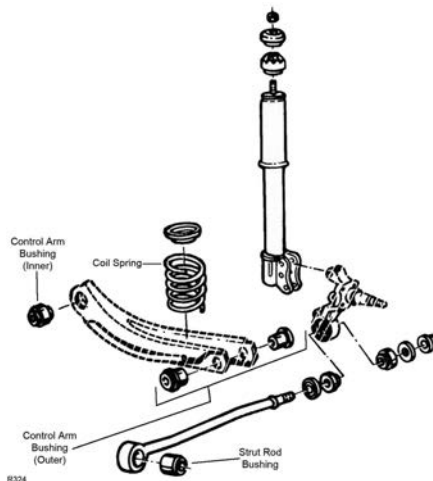
STEERING



S275

Year	Model/Application	Part	P/C Qty	Figure
Rack & Pinion Boot Kit				
1988-1982	Manual Steering	Left	K8581	1 S275
Steering Rack Insulator Bushing				
1986-1982	Manual Steering, (Contains Left And Right Bushings)	Right	K8419	1 S275
1985-1982	Power Steering, (Contains Left And Right Bushings)	Right	K8339	1 S275
Tie Rod End				
1988-1986	Rack & Pinion Manual, Stamping Number SMC-AW On Internally Threaded Rack, (Full Ball Stud Provides 360 Degrees Of Smooth Rotation)	Inner	EV125 ‡	2 S275
1988-1982	(Powdered Metal Gusher Brg. For Better Lubrication) Rack & Pinion Power, (Full Ball Stud Provides 360 Degrees Of Smooth Rotation)	Outer	ES2153RL ‡	2 S275
		Inner	EV118 ‡	2 S275
1985	Rack & Pinion Manual, Externally Threaded Rack Marked SMC-AR,AT,AV, Thru 6/85, (Full Ball Stud Provides 360 Degrees Of Smooth Rotation) Rack & Pinion Manual, From 6/85, Stamping Number SMC-AW On Internally Threaded Rack, (Full Ball Stud Provides 360 Degrees Of Smooth Rotation)	Inner	EV120 ‡	2 S275
		Inner	EV125 ‡	2 S275
1984-1982	Manual Steering, Stamping Number SMC-AW On Internally Threaded Rack, (Full Ball Stud Provides 360 Degrees Of Smooth Rotation) Rack & Pinion Manual, Externally Threaded Rack Marked SMC-AR,AT,AV, (Full Ball Stud Provides 360 Degrees Of Smooth Rotation)	Inner	EV125 ‡	2 S275
		Inner	EV120 ‡	2 S275

REAR SUSPENSION



R324

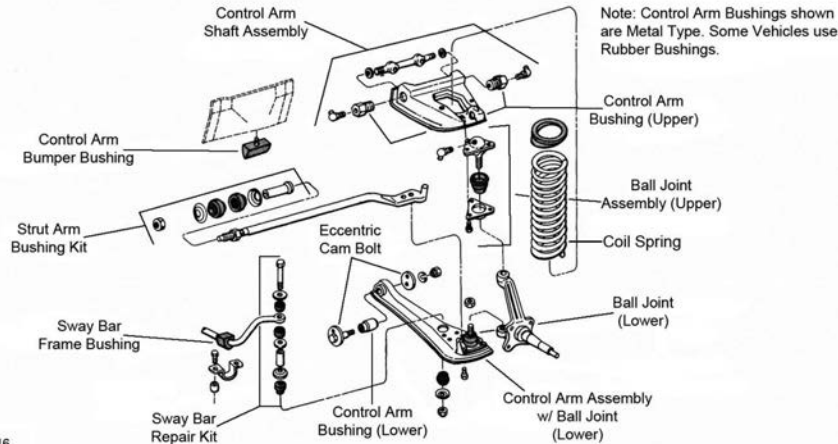
FORD-EXP (Cont.)

REAR SUSPENSION (Cont.)

Year	Model/Application	Part	P/C Qty	Figure
Control Arm Bushing Set				
1985-1982	(Contains Driver And Passenger Side Bushings)	Arm To Knuckle	K8473	2 R324
Strut Bumper Bellows				
1988-1982	(OE Material For Strut Performance And Longevity, Contains Bumper)		K90462 ‡	2 R324
Strut Rod Bushing				
1988-1982	(Contains Thermoplastic Bushing)	To Spindle	K8649 ‡	2 R324

FORD-Fairlane

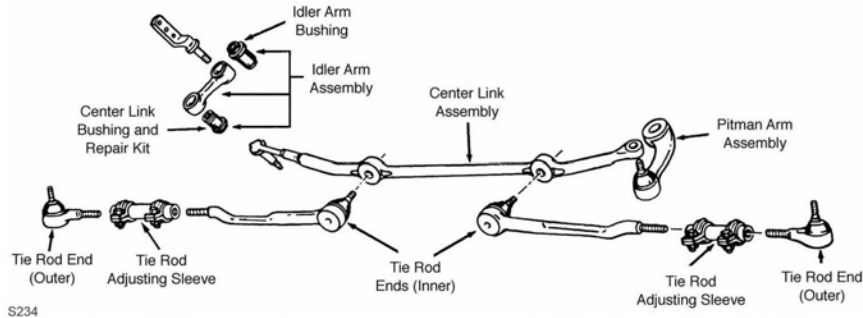
FRONT SUSPENSION



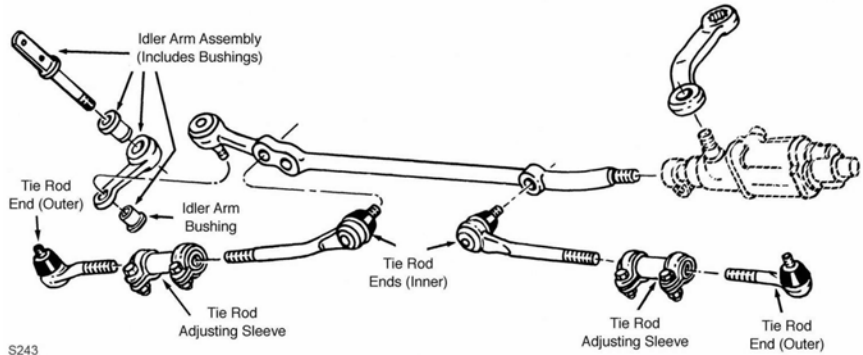
F416

Year	Model/Application	Part	P/C Qty	Figure
Ball Joint				
1969-1962	4 Bolt Mounting, (Full Ball Stud Provides 360 Degrees Of Smooth Rotation)	Upper	K8036 ‡	2 F416
1961-1957	(Powdered Metal Gusher Brg. For Better Lubrication)	Upper	K8212 ‡	2
Control Arm Bushing				
1969-1966		Lower	K8132	2 F416
Control Arm Bushing Set				
1969-1966	(Contains Front And Rear Bushings)	Upper	K8278	2 F416
1961-1960	(Contains Front And Rear Bushings)	Lower	K8068	2
1956-1955	(Contains Front And Rear Bushings)	Upper	K321	1
Control Arm Shaft Assembly				
1969-1966	(Standard Design)	Upper	K8131	2 F416
Control Arm with Ball Joint				
1969-1968	(R-Series) (Contains Bushing, Powdered Metal Gusher Brg. For Better Lubrication)	Upper	RK621369	2
	(R-Series)	Lower	CK8123 ‡	2 F416
	(R-Series)	Lower	RK8123	2 F416
1967-1966	(R-Series)	Lower	RK8121	2 F416
Strut Rod Bushing				
1965-1962	(Improved Design, Improved Design)		K8122	1
Strut Rod Bushing Kit				
1969-1966	(Improved Design)		K8157	1 F416
Sway Bar Bushing				
1969-1962	11/16" Sway Bar Diameter, (Contains Bracket, Contains Thermoplastic Bushings And Universal Mounting Bracket)	To Frame	K7322 ‡	1 F416
	15/16" Sway Bar Diameter, (Contains Thermoplastic Bushings And Universal Mounting Bracket)	To Frame	K8792 ‡	1 F416
	5/8" Or 11/16" Sway Bar Diameter, (Standard Design)	To Frame	K5227	1 F416
Sway Bar Repair Kit				
1969-1962	(Includes Polyurethane Bushings And Solid Metal Sleeve For Enhanced Performance. Barrel Nut Allows For Easier Installation.)		K700531 ‡	2 F416
	(Standard Design)		K8097	2 F416

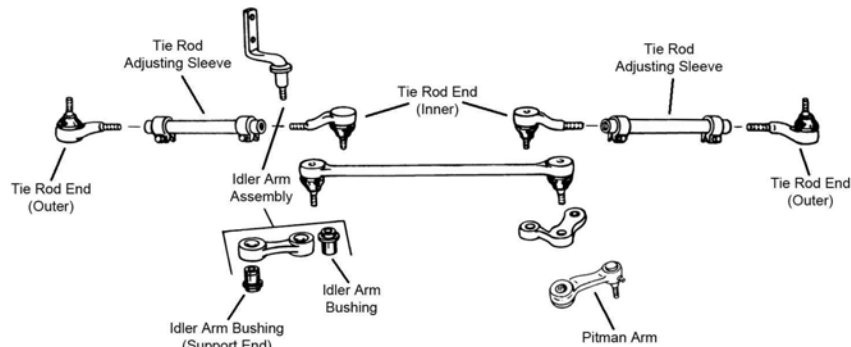
STEERING



S234



S243

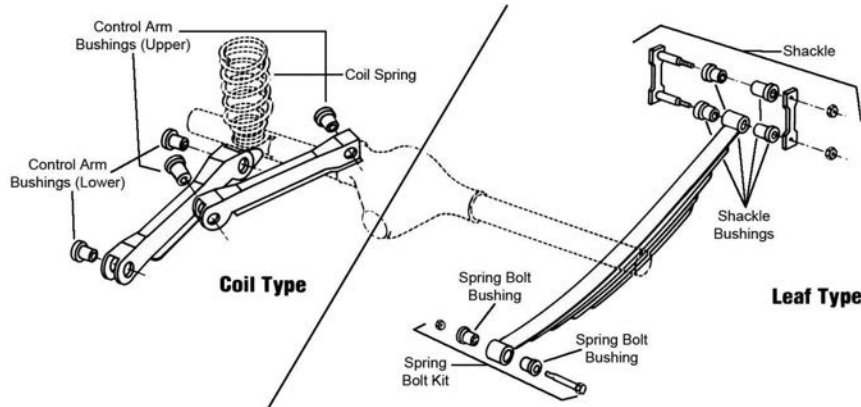


S540

Year	Model/Application	Part	P/C Qty	Figure
Idler Arm				
1969-1966	(Powdered Metal Gusher Brg. For Better Lubrication)	K8159 ‡	1	S234, S243
Idler Arm Bushing				
1969-1967	Manual Steering, (For OE Design Idler Arm Only)	Center Link End K8103	1	S234
1969-1966	(For OE Design Idler Arm Only)	Support End K8094 ‡	1	S234, S243
1965	Manual Steering, (For OE Design Idler Arm Only)	Support End K8094 ‡	1	S540
1965-1961	(For OE Design Idler Arm Only)	Center Link End K8042	1	
1964	From 3/2/64, Manual Steering, 1.45" Outside Diameter, (For OE Design Idler Arm Only)	Support End K8094 ‡	1	S540
Tie Rod Adjusting Sleeve				
1969-1966		ES2004S	2	S234, S243
1965-1962	Manual Steering	ES2032S	2	S540
	Power Steering	ES2004S	2	S540
1961	11/16" - 18 Thread, 4.72" Length	ES2004S	1	
1960-1955		ES2004S	2	
Tie Rod End				
1969-1967	(Powdered Metal Gusher Brg. For Better Lubrication)	Outer ES360RL ‡	2	S234, S243
	(Powdered Metal Gusher Brg. For Better Lubrication)	Inner ES363RL ‡	2	S234, S243
1966	(Powdered Metal Gusher Brg. For Better Lubrication)	Outer ES359R ‡	2	S234, S243
1961	Manual Steering, (Powdered Metal Gusher Brg. For Better Lubrication)	Outer ES285RL ‡	2	
1960-1955	3.22" Length, (Powdered Metal Gusher Brg. For Better Lubrication)	Outer ES416L ‡	2	

FORD-Fairlane (Cont.)

REAR SUSPENSION

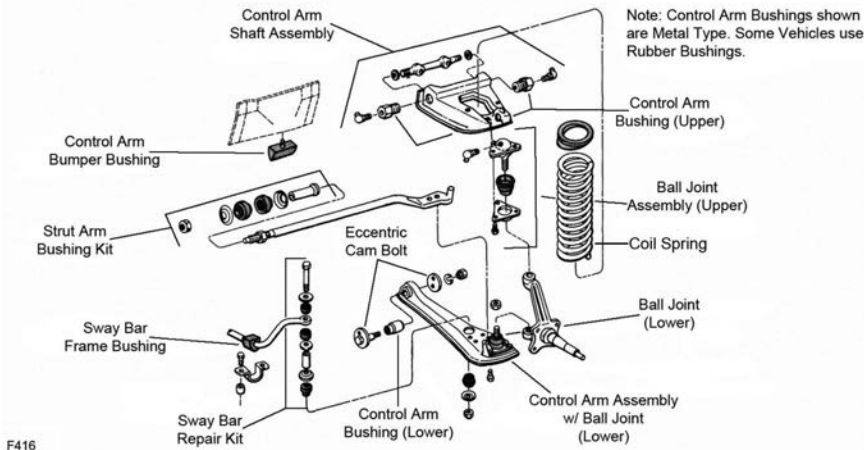


R310

Year	Model/Application	Part	P/C Qty	Figure
Leaf Spring Bolt Kit				
1969-1966	Fixed End	K150237	2	R310
Leaf Spring Shackle Bushing				
1965-1962	Upper	K8785	2	R310
	Lower	K200956	4	R310

FORD-Fairlane 500

FRONT SUSPENSION



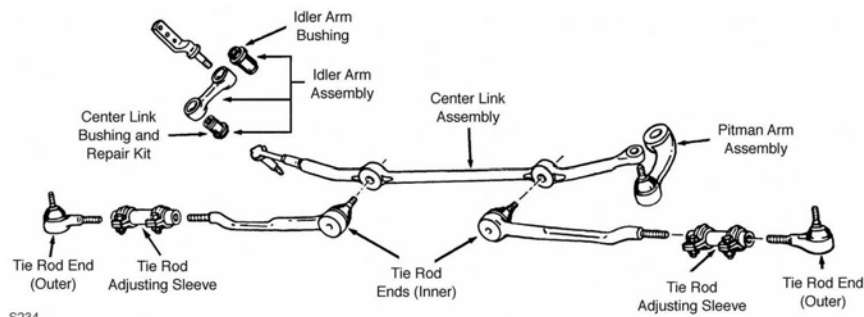
F416

Year	Model/Application	Part	P/C Qty	Figure	
Ball Joint					
1970	3 Bolt Mounting, (Full Ball Stud Provides 360 Degrees Of Smooth Rotation)	Upper	K8142 ‡	2	F416
1969-1962	4 Bolt Mounting, (Full Ball Stud Provides 360 Degrees Of Smooth Rotation)	Upper	K8036 ‡	2	F416
1961-1957	(Powdered Metal Gusher Brg. For Better Lubrication)	Upper	K8212 ‡	2	
Control Arm Bushing					
1970-1966		Lower	K8132	2	F416
Control Arm Bushing Set					
1970-1966	(Contains Front And Rear Bushings)	Upper	K8278	2	F416
1961-1960	(Contains Front And Rear Bushings)	Lower	K8068	2	
Control Arm Shaft Assembly					
1970-1966	(Standard Design)	Upper	K8131	2	F416
Control Arm with Ball Joint					
1970-1968	(R-Series) (Contains Bushing, Powdered Metal Gusher Brg. For Better Lubrication)	Upper	RK621369	2	
		Lower	CK8123 ‡	2	F416
		Lower	RK8123	2	F416
1967-1966	(R-Series)	Lower	RK8121	2	F416

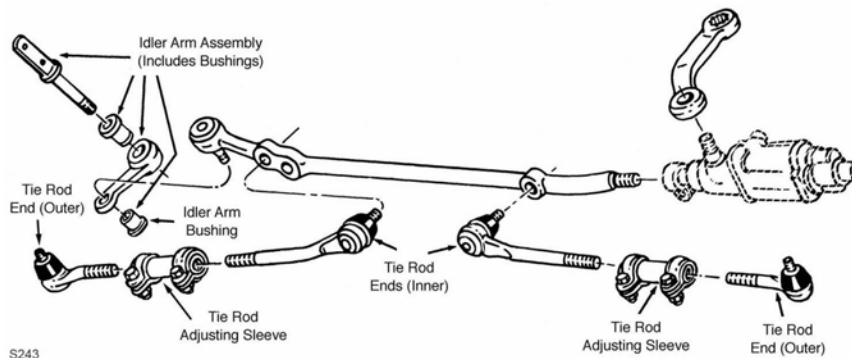
FRONT SUSPENSION (Cont.)

Year	Model/Application	Part	P/C Qty	Figure
Strut Rod Bushing				
1965-1962	(Improved Design, Improved Design)	K8122	1	
Strut Rod Bushing Kit				
1970-1966	(Improved Design)	K8157	1	F416
Sway Bar Bushing				
1970-1962	11/16" Sway Bar Diameter, (Contains Bracket, Contains Thermoplastic Bushings And Universal Mounting Bracket)	To Frame K7322 ‡	1	F416
	15/16" Sway Bar Diameter, (Contains Thermoplastic Bushings And Universal Mounting Bracket)	To Frame K8792 ‡	1	F416
	5/8" Or 11/16" Sway Bar Diameter, (Standard Design)	To Frame K5227	1	F416
Sway Bar Repair Kit				
1970-1962	(Includes Polyurethane Bushings And Solid Metal Sleeve For Enhanced Performance. Barrel Nut Allows For Easier Installation.) (Standard Design)	K700531 ‡ K8097	2 2	F416 F416

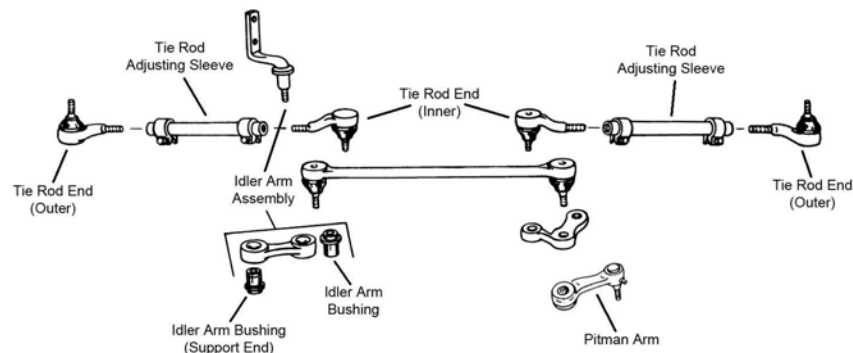
STEERING



S234



S243



S540

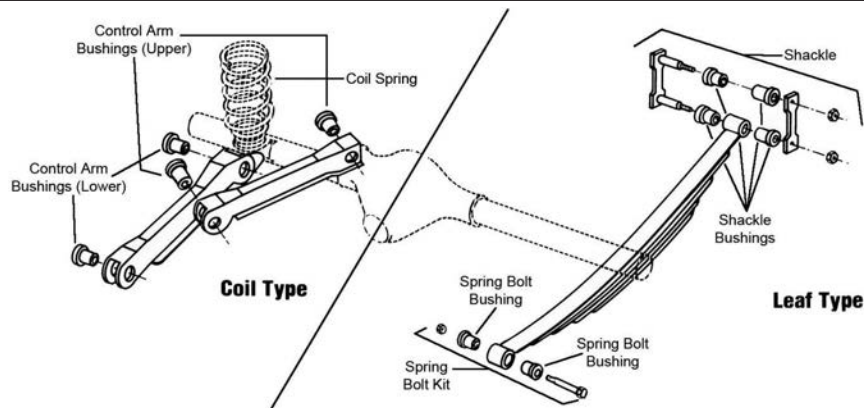
Year	Model/Application	Part	P/C Qty	Figure
Idler Arm				
1969-1966	(Powdered Metal Gusher Brg. For Better Lubrication)	K8159 ‡	1	S234, S243
Idler Arm Bushing				
1970-1967	Manual Steering, (For OE Design Idler Arm Only)	Center Link End K8103	1	S234
1970-1966	(For OE Design Idler Arm Only)	Support End K8094 ‡	1	S234, S243

FORD-Fairlane 500 (Cont.)

STEERING (Cont.)

Year	Model/Application	Part	P/C Qty	Figure
Idler Arm Bushing				
1965	Manual Steering, (For OE Design Idler Arm Only)	Support End	K8094 ‡	1 S540
1965-1961	(For OE Design Idler Arm Only)	Center Link End	K8042	1
1964	From 3/2/64, Manual Steering, 1.45" Outside Diameter, (For OE Design Idler Arm Only)	Support End	K8094 ‡	1 S540
Tie Rod Adjusting Sleeve				
1970-1966			ES2004S	2 S234, S243
1965-1962	Manual Steering		ES2032S	2 S540
	Power Steering		ES2004S	2 S540
1961-1960	1 1/16" - 18 Thread, 4.72" Length		ES2004S	1
Tie Rod End				
1970	(Powdered Metal Gusher Brg. For Better Lubrication)	Outer	ES387R ‡	2 S234, S243
	(Powdered Metal Gusher Brg. For Better Lubrication)	Inner	DS791 ‡	2 S234, S243
1969-1967	(Powdered Metal Gusher Brg. For Better Lubrication)	Outer	ES360RL ‡	2 S234, S243
	(Powdered Metal Gusher Brg. For Better Lubrication)	Inner	ES363RL ‡	2 S234, S243
1966	(Powdered Metal Gusher Brg. For Better Lubrication)	Outer	ES359R ‡	2 S234, S243
1961	Manual Steering, (Powdered Metal Gusher Brg. For Better Lubrication)	Outer	ES285RL ‡	2
1960-1957	3.22" Length, (Powdered Metal Gusher Brg. For Better Lubrication)	Right Outer	ES416L ‡	1
1959-1957	3.22" Length, (Powdered Metal Gusher Brg. For Better Lubrication)	Left Inner	ES416L ‡	1

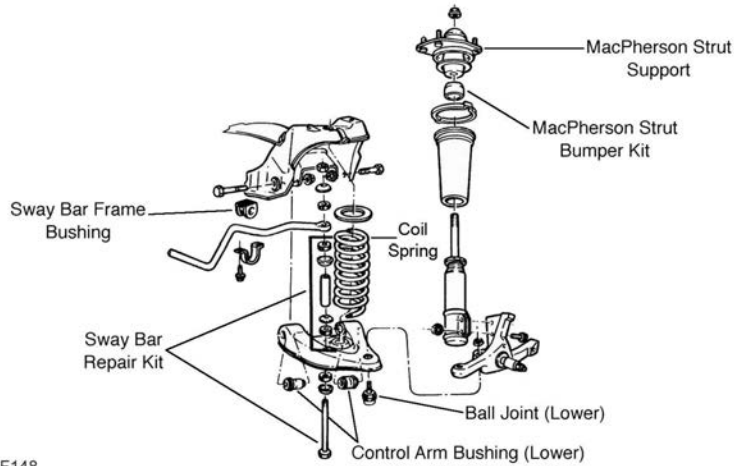
REAR SUSPENSION



R310

Year	Model/Application	Part	P/C Qty	Figure
Leaf Spring Bolt Kit				
1970-1966		Fixed End	K150237	2 R310
Leaf Spring Shackle Bushing				
1965-1962		Upper	K8785	2 R310
		Lower	K200956	4 R310

FRONT SUSPENSION

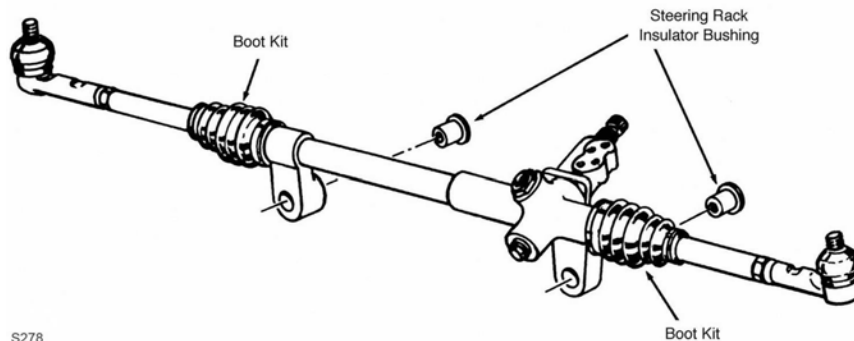


F148

F148

Year	Model/Application	Part	P/C Qty	Figure
Ball Joint				
1983-1978	(Powdered Metal Gusher Brg. For Better Lubrication)	Lower	K8259 ‡	2 F148
Control Arm Bushing				
1983-1978	Except Handling Package, 1.970" Outside Diameter, (Contains Front And Rear Bushings, Standard Lower Rear Design)	Lower Rear	K8289	2 F148
Control Arm Bushing Set				
1983-1978	(Heavy Duty Design, Contains Front And Rear Bushings)	Lower	K8277	2 F148
Strut Bumper Bellows				
1983-1978	(OE Material For Strut Performance And Longevity, Contains Bumper)		K90462 ‡	2 F148
Strut Mounting Kit				
1983-1982	Except Police		K8634	2 F148
1981-1978			K8634	2 F148
Sway Bar Bushing				
1983-1978	1-1/16" Sway Bar Diameter	To Frame	K80093	1 F148
	7/8" Sway Bar Diameter	To Frame	K80090	1 F148
Sway Bar Repair Kit				
1983	(OEM Type) (Optional Performance) 7-1/4" Length, (Includes Polyurethane Bushings And Solid Metal Sleeve For Enhanced Performance. Barrel Nut Allows For Easier Installation.)		K5254 K8988 K700538 ‡	2 F148 2 F148 2 F148
1982-1978	(Includes Polyurethane Bushings And Solid Metal Sleeve For Enhanced Performance. Barrel Nut Allows For Easier Installation.) (Standard Design)		K700539 ‡ K8265	2 F148 2 F148

STEERING

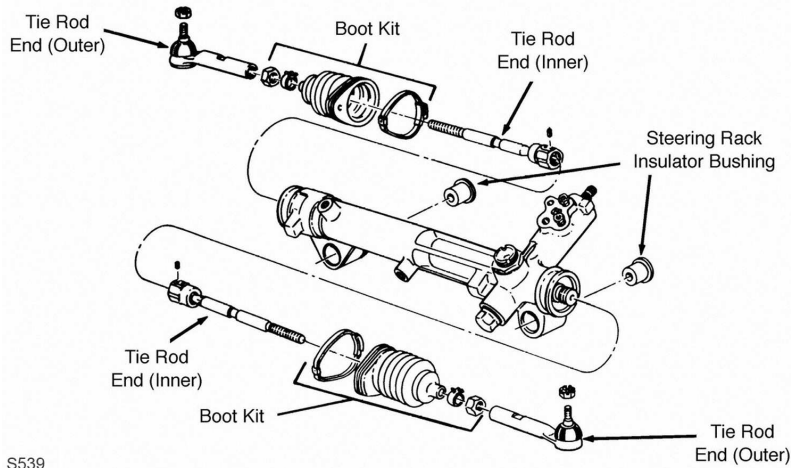


S278

S278

FORD-Fairmont (Cont.)

STEERING (Cont.)

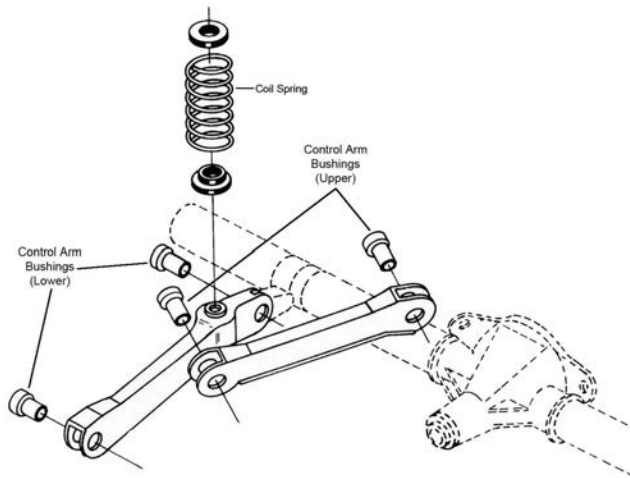


S539

S539

Year	Model/Application	Part	P/C Qty	Figure	
Rack & Pinion Boot Kit					
1983-1978	1 Piece Design Rack & Pinion, Power Steering	K8439	2	S539	
	2 Piece Design Rack & Pinion, Power Steering, (High Temperature)	K8441	2	S539	
	Ford Design, Power Steering	K8767	2	S539	
Steering Rack Insulator Bushing					
1983-1978	(1 Piece Design, Contains Left And Right Bushings)	K8263	1	S278, S539	
Tie Rod End					
1983-1982	(Powdered Metal Gusher Brg. For Better Lubrication) (Full Ball Stud Provides 360 Degrees Of Smooth Rotation)	Outer Inner	ES2150RL ‡ EV117 ‡	2 2	S278, S539 S278, S539
1981-1980	Rack & Pinion Manual, (Full Ball Stud Provides 360 Degrees Of Smooth Rotation) Rack & Pinion Power, (Full Ball Stud Provides 360 Degrees Of Smooth Rotation)	Inner Inner	EV112 ‡ EV117 ‡	2 2	S278 S539
1981-1978	(Powdered Metal Gusher Brg. For Better Lubrication)	Outer	ES2128RL ‡	2	S278, S539
1979-1978	Except Steering Racks Marked SPR-AH, SPR-GA Or SPR-AG, (Full Ball Stud Provides 360 Degrees Of Smooth Rotation)	Inner	EV112 ‡	2	S278, S539
	Steering Rack Marked SPR-AG, Power Steering, (Full Ball Stud Provides 360 Degrees Of Smooth Rotation)	Inner	EV117 ‡	2	S539
	Steering Rack Marked SPR-AH, Power Steering, (Full Ball Stud Provides 360 Degrees Of Smooth Rotation)	Inner	EV117 ‡	2	S539
	Steering Rack Marked SPR-GA, Power Steering, (Full Ball Stud Provides 360 Degrees Of Smooth Rotation)	Inner	EV117 ‡	2	S539

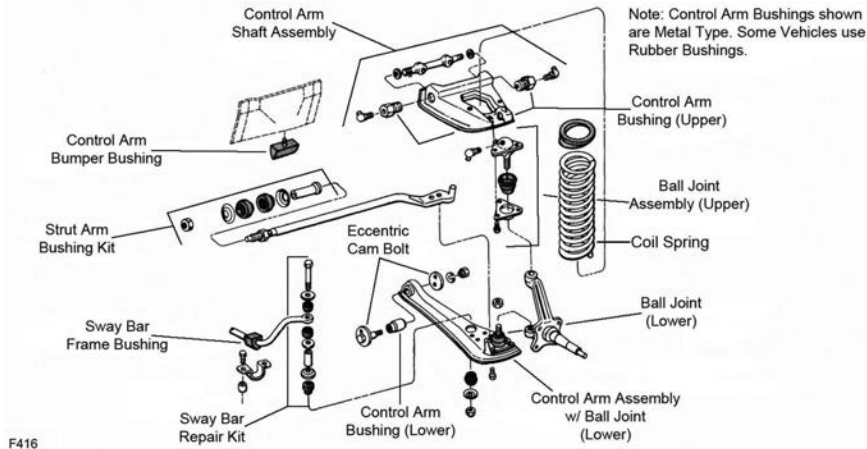
REAR SUSPENSION



R333

Year	Model/Application	Part	P/C Qty	Figure	
Control Arm Bushing Set					
1983-1978	(Contains Front And Rear Bushings)	Upper	K8637	2	R333

FRONT SUSPENSION

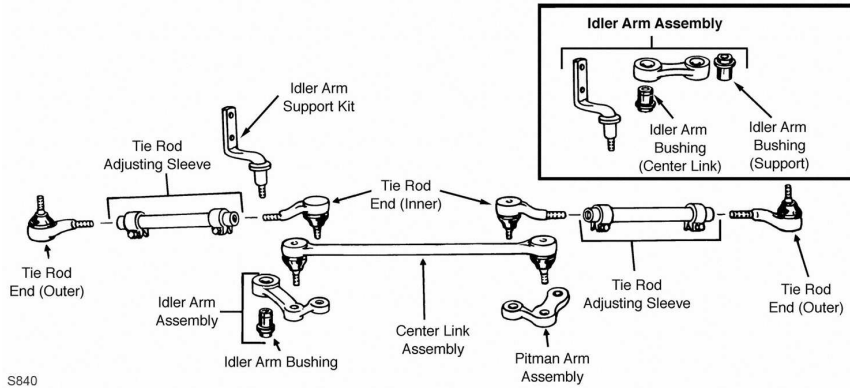


F416

Year	Model/Application	Part	P/C Qty	Figure
Ball Joint				
1970	3 Bolt Mounting, (Full Ball Stud Provides 360 Degrees Of Smooth Rotation)	Upper	K8142 ‡	2 F416
1969-1963	4 Bolt Mounting, (Full Ball Stud Provides 360 Degrees Of Smooth Rotation)	Upper	K8036 ‡	2 F416
1962-1960	(Powdered Metal Gusher Brg. For Better Lubrication)	Upper	K812A ‡	2 F416
Control Arm Bushing				
1970-1966		Lower	K8132	2 F416
Control Arm Bushing Set				
1970-1966	(Contains Front And Rear Bushings)	Upper	K8278	2 F416
Control Arm Shaft Assembly				
1970-1966	(Standard Design)	Upper	K8131	2 F416
1965-1961		Upper	K8053	2 F416
Control Arm with Ball Joint				
1970-1968	(Contains Bushing, Powdered Metal Gusher Brg. For Better Lubrication) (R-Series)	Lower	CK8123 ‡	2 F416
		Lower	RK8123	2 F416
1967-1966	(R-Series)	Lower	RK8121	2 F416
1966-1964	(R-Series)	Upper	RK621428	2 F416
1965-1961	(Powdered Metal Gusher Brg. For Better Lubrication)	Lower	CK8035 ‡	2 F416
Strut Rod Bushing				
1965-1964	(Improved Design, Improved Design)		K8122	1 F416
Strut Rod Bushing Kit				
1970-1966	(Improved Design)		K8157	1 F416
Sway Bar Bushing				
1970-1960	(Standard Design)	To Frame	K5227	1 F416
Sway Bar Repair Kit				
1970-1967	(Includes Polyurethane Bushings And Solid Metal Sleeve For Enhanced Performance. Barrel Nut Allows For Easier Installation.) (Standard Design)		K700531 ‡	2 F416
			K8097	2 F416
1966-1960	5.5" Length, (Includes Polyurethane Bushings And Solid Metal Sleeve For Enhanced Performance. Barrel Nut Allows For Easier Installation.)		K700528 ‡	2 F416
1965-1964	(Heavy Duty Design) (Standard Design)		K8989 ‡	2 F416
			K5255	2 F416
1963	2 Dr. Coupe, 2 Dr. Hardtop, 2 Dr. Sedan, 4 Dr. Sedan, (Heavy Duty Design)		K8989 ‡	2 F416
	2 Dr. Coupe, 2 Dr. Hardtop, 2 Dr. Sedan, 4 Dr. Sedan, (Standard Design)		K5255	2 F416
1962-1960	(Heavy Duty Design) (Standard Design)		K8989 ‡	2 F416
			K5255	2 F416

FORD-Falcon (Cont.)

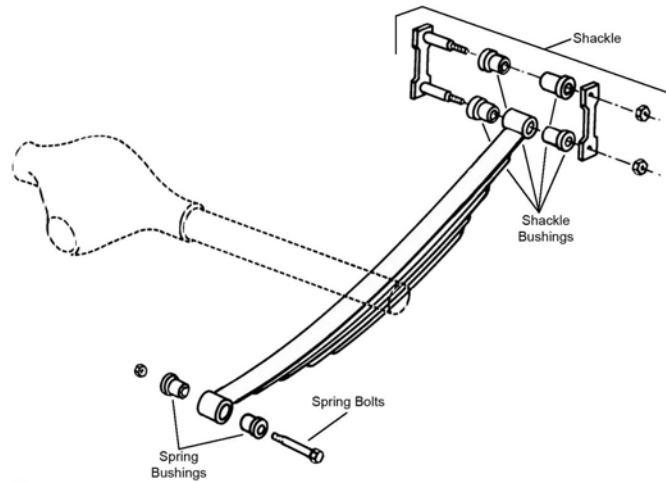
STEERING



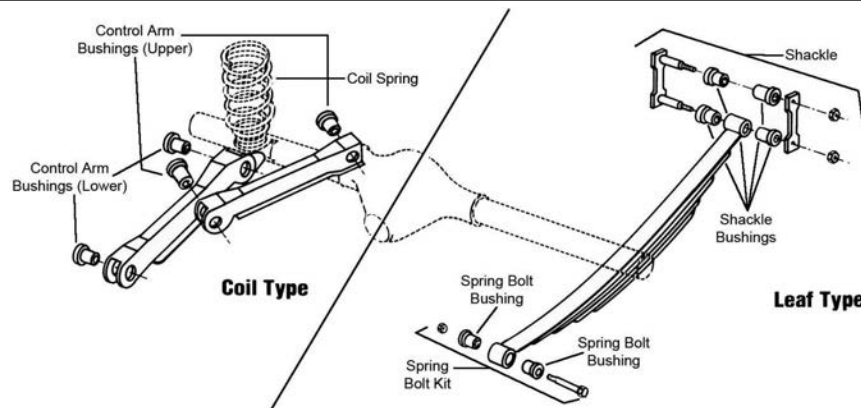
S840

Year	Model/Application	Part	P/C Qty	Figure
Idler Arm				
1970	thru 12/31/69, (Powdered Metal Gusher Brg. For Better Lubrication)	K8159 ‡	1	S840
1969-1966	(Powdered Metal Gusher Brg. For Better Lubrication)	K8159 ‡	1	S840
1965	6 Cyl, (Powdered Metal Gusher Brg. For Better Lubrication)	K8160 ‡	1	S840
	V8 Cyl, (Greaseable Socket Reduces Corrosion/Wear)	K8106 ‡	1	S840
1964	260(4.3L), (Powdered Metal Gusher Brg. For Better Lubrication)	K8160 ‡	1	S840
1964-1962	144(2.4L), (Powdered Metal Gusher Brg. For Better Lubrication)	K8160 ‡	1	S840
	170(2.8L), (Powdered Metal Gusher Brg. For Better Lubrication)	K8160 ‡	1	S840
1961-1960	(Powdered Metal Gusher Brg. For Better Lubrication)	K8160 ‡	1	S840
Idler Arm Bushing				
1970-1967	(For OE Design Idler Arm Only)	Support End K8094 ‡	1	S840
	Manual Steering, (For OE Design Idler Arm Only)	Center Link End K8103	1	S840
1966	6 Cyl, Manual Steering, (For OE Design Idler Arm Only)	Support End K8094 ‡	1	S840
1965	6 Cyl, Manual Steering, 1.15" Outside Diameter, (For OE Design Idler Arm Only)	K8094 ‡	1	S840
1964	6 Cyl, From 2/3/64, Manual Steering, 1.15" Outside Diameter, (For OE Design Idler Arm Only)	K8094 ‡	1	S840
1963	6 Cyl, Thru 1/6/63, 1.15" Outside Diameter, (Pivot Bushing)	K8826	1	S840
	V8 Cyl, Thru 1/6/63, 1.15" Outside Diameter, (Pivot Bushing)	K8826	1	S840
1962-1960	1.15" Outside Diameter, (Pivot Bushing)	K8826	1	S840
Tie Rod Adjusting Sleeve				
1970-1966		ES2004S	2	S840
1965	V8 Cyl, Manual Steering	ES2004S	2	S840
	V8 Cyl, Power Steering	Left ES638S	1	S840
	V8 Cyl, Power Steering	Right ES2004S	1	S840
1965-1964	6 Cyl, Power Steering	ES2004S	2	S840
1964	V8 Cyl	ES2004S	2	S840
1963	6 Cyl, 11/16" - 18 Thread, 4.72" Length	ES2004S	1	S840
	V8 Cyl, Manual Steering	ES2004S	2	S840
Tie Rod End				
1970	1/2" - 20 Threaded Stud, (Powdered Metal Gusher Brg. For Better Lubrication)	Outer ES387R ‡	2	S840
	7/16" - 20 Threaded Stud, (Powdered Metal Gusher Brg. For Better Lubrication)	Outer ES360RL ‡	2	S840
	7/16" - 20 Threaded Stud, (Powdered Metal Gusher Brg. For Better Lubrication)	Inner ES363RL ‡	2	S840
	From 1/70, (Powdered Metal Gusher Brg. For Better Lubrication)	Inner DS791 ‡	2	S840
1969-1967	(Powdered Metal Gusher Brg. For Better Lubrication)	Outer ES360RL ‡	2	S840
	(Powdered Metal Gusher Brg. For Better Lubrication)	Inner ES363RL ‡	2	S840
1966	(Powdered Metal Gusher Brg. For Better Lubrication)	Outer ES359R ‡	2	S840
1965	V8 Cyl, Manual Steering, (Powdered Metal Gusher Brg. For Better Lubrication)	Outer ES336R ‡	2	S840
	V8 Cyl, Manual Steering, (Powdered Metal Gusher Brg. For Better Lubrication)	Inner ES713 ‡	2	S840
	V8 Cyl, Power Steering, (Powdered Metal Gusher Brg. For Better Lubrication)	Left Outer ES336L ‡	1	S840
	V8 Cyl, Power Steering, (Powdered Metal Gusher Brg. For Better Lubrication)	Right Outer ES336R ‡	1	S840
	V8 Cyl, Power Steering, (Powdered Metal Gusher Brg. For Better Lubrication)	Right Inner ES713 ‡	1	S840
	200(3.3L), Power Steering, (Powdered Metal Gusher Brg. For Better Lubrication)	Left Inner ES714 ‡	1	S840
	289(4.7L), Power Steering, (Powdered Metal Gusher Brg. For Better Lubrication)	Left Inner ES714 ‡	1	S840
1965-1964	170(2.8L), Power Steering, (Powdered Metal Gusher Brg. For Better Lubrication)	Left Inner ES714 ‡	1	S840
	260(4.3L), Power Steering, (Powdered Metal Gusher Brg. For Better Lubrication)	Left Inner ES714 ‡	1	S840
1965-1963	6 Cyl, Conventional Manual Steering, (Powdered Metal Gusher Brg. For Better Lubrication)	Outer ES317L ‡	2	S840
	6 Cyl, Conventional Manual Steering, (Powdered Metal Gusher Brg. For Better Lubrication)	Inner ES317R ‡	2	S840
1962-1960	(Powdered Metal Gusher Brg. For Better Lubrication)	Outer ES317L ‡	2	S840
	(Powdered Metal Gusher Brg. For Better Lubrication)	Inner ES317R ‡	2	S840

REAR SUSPENSION



R309



R310

Year	Model/Application	Part	P/C Qty	Figure
Leaf Spring Bolt Kit				
1970-1964		K150237	2	R309
Leaf Spring Shackle Bushing				
1969-1966	4 Dr. Sedan	Upper Rear	K8797	2 R310
1964	V8 Cyl, From 5/14/64		K8785	4 R309

Festiva-FORD

FRONT SUSPENSION

Year	Model/Application	Part	P/C Qty	Figure
Control Arm with Ball Joint				
1990-1988	(R-Series)	Lower	RK9477	2
Strut Bumper Bellows				
1990-1988	(OE Material For Strut Performance And Longevity, Contains Bumper)		K90462 ‡	2
Strut Mount				
1990-1988	(Contains Bearing)		K9727	2
Sway Bar Repair Kit				
1990-1988		To Arm	K9737	2

STEERING

Year	Model/Application	Part	P/C Qty	Figure
Rack & Pinion Boot Kit				
1990	Power Steering		K9881	2
Tie Rod End				
1990	(Full Ball Stud Provides 360 Degrees Of Smooth Rotation)	Inner	EV288 ‡	2
1990-1988		Outer	ES2827RL	2

FORD-Festiva (Cont.)

STEERING (Cont.)				
Year	Model/Application	Part	P/C Qty	Figure
Tie Rod End				
1989-1988	Inner	EV801088	2	
REAR SUSPENSION				
Year	Model/Application	Part	P/C Qty	Figure
Shock Mount				
1990-1988		K8775	2	
Strut Bumper Bellows				
1990-1988	(Replacement Type, Contains Bumper)	K90466	2	

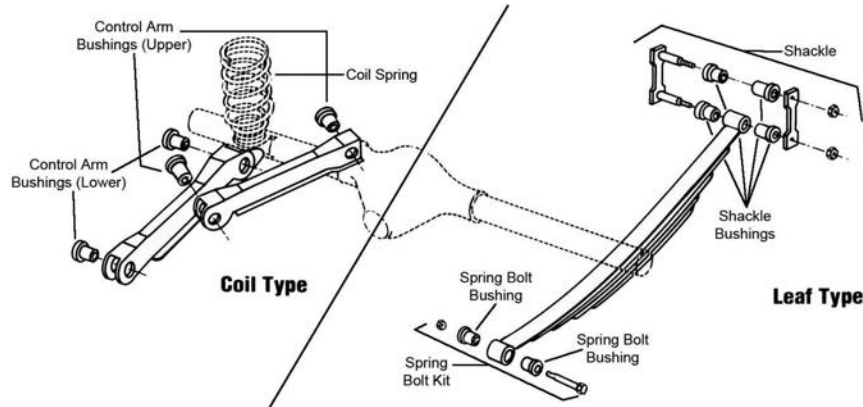
FORD-Fiesta

STEERING				
Year	Model/Application	Part	P/C Qty	Figure
Rack & Pinion Boot Kit				
1980-1978	Left	K9882	1	

FORD-Galaxie

FRONT SUSPENSION				
Year	Model/Application	Part	P/C Qty	Figure
Ball Joint				
1964-1959	(Powdered Metal Gusher Brg. For Better Lubrication) Upper	K8212 ‡	2	
Control Arm Bushing				
1964-1963	Lower Rear	K200963	2	
Control Arm Bushing Set				
1962-1960	(Contains Front And Rear Bushings) Lower	K8068	2	
Sway Bar Repair Kit				
1964-1962	5.5" Length, (Includes Polyurethane Bushings And Solid Metal Sleeve For Enhanced Performance. Barrel Nut Allows For Easier Installation.)	K700528 ‡	1	
1964-1959	(Heavy Duty Design) Link Type Equipped Sway Bar, (Standard Design)	K8989 ‡ K5255	2 2	
STEERING				
Year	Model/Application	Part	P/C Qty	Figure
Idler Arm Bushing				
1963-1961	(For OE Design Idler Arm Only) Center Link End	K8042	1	
Tie Rod Adjusting Sleeve				
1964-1963	260(4.3L)	ES2004S	2	
1963	223(3.7L) 289(4.7L) 352(5.8L) 390(6.4L) 406(6.7L) 427(7.0L), 11/16" - 18 Thread, 4.72" Length	ES2004S ES2004S ES2004S ES2004S ES2004S ES2004S	2 2 2 2 2 2	
1962-1959		ES2004S	2	
Tie Rod End				
1964-1961	Manual Steering, (Powdered Metal Gusher Brg. For Better Lubrication) Outer	ES285RL ‡	2	
1960-1959	3.22" Length, (Powdered Metal Gusher Brg. For Better Lubrication) Outer	ES416L ‡	2	

REAR SUSPENSION

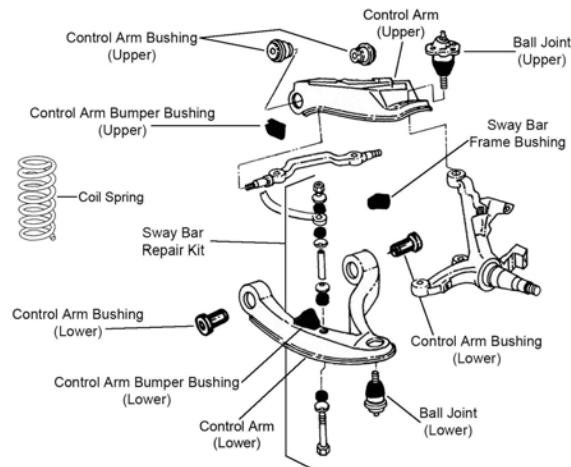


R310

Year	Model/Application	Part	P/C Qty	Figure
Leaf Spring Shackle Bushing				
1964-1961		K200959	8	R310

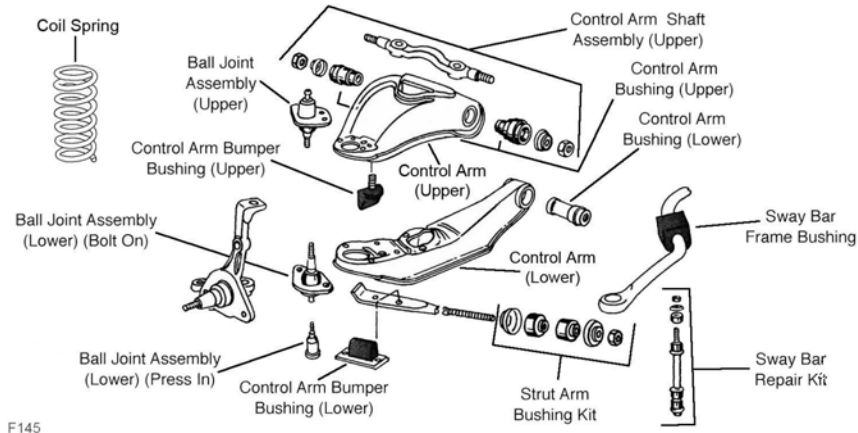
Galaxie 500-FORD

FRONT SUSPENSION



F144

F144



F145

F145

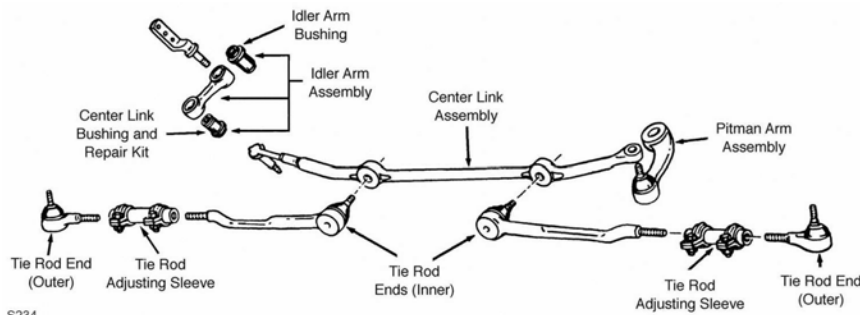
Year	Model/Application	Part	P/C Qty	Figure	
Ball Joint					
1974-1965	(Powdered Metal Gusher Brg. For Better Lubrication)	Upper	K8212 ‡	2	F145
	(Press In Type, Powdered Metal Gusher Brg. For Better Lubrication)	Lower	K8197 ‡	2	F145
1972-1965	(Bolt On Type, Powdered Metal Gusher Brg. For Better Lubrication)	Lower	K8059 ‡	2	F145

FORD-Galaxie 500 (Cont.)

FRONT SUSPENSION (Cont.)

Year	Model/Application	Part	P/C Qty	Figure
Ball Joint				
1964-1962	(Powdered Metal Gusher Brg. For Better Lubrication)	Upper	K8212 ‡	2
Control Arm Bushing				
1974-1973	Except Police, (Contains Front And Rear Bushings) Except Police	Upper Lower	K8202 K8082	2 2
1972	From 3/15/72, 1.82" Length, (Contains Front And Rear Bushings) Thru 3/14/72, 1.51" Length, (Contains Front And Rear Bushings)	Upper Upper	K8202 K8083	2 2
1972-1969		Lower	K8082	2
1971-1969	(Contains Front And Rear Bushings)	Upper	K8083	2
1968	302(5.0L), (Contains Front And Rear Bushings) 302(5.0L)	Upper Lower	K8083 K8082	2 2
1968-1965	240(4.0L), (Contains Front And Rear Bushings) 240(4.0L) 390(6.4L), (Contains Front And Rear Bushings) 390(6.4L)	Upper Lower Upper Lower	K8083 K8082 K8083 K8082	2 2 2 2
1967-1965	289(4.7L), (Contains Front And Rear Bushings) 289(4.7L) 352(5.8L), (Contains Front And Rear Bushings) 352(5.8L)	Upper Lower Upper Lower	K8083 K8082 K8083 K8082	2 2 2 2
1964-1963		Lower Rear	K200963	2
Control Arm Bushing Set				
1962	(Contains Front And Rear Bushings)	Lower	K8068	2
Sway Bar Bushing				
1974-1972	351(5.8L), 1-1/8" Sway Bar Diameter	To Frame	K5253	1
1974-1969	1-1/8" Sway Bar Diameter	To Frame	K5253	1
1972	240(4.0L), 1-1/8" Sway Bar Diameter	To Frame	K5253	1
1968-1965		To Frame	K8204	1
Sway Bar Repair Kit				
1974-1972	351(5.8L), (Heavy Duty Design) 351(5.8L), (Includes Polyurethane Bushings And Solid Metal Sleeve For Enhanced Performance. Barrel Nut Allows For Easier Installation.) 351(5.8L), (Standard Design)		K6629 ‡ K700535 ‡ K8266	2 2 2
1974-1965	(Heavy Duty Design) (Includes Polyurethane Bushings And Solid Metal Sleeve For Enhanced Performance. Barrel Nut Allows For Easier Installation.) (Standard Design)		K6629 ‡ K700535 ‡ K8266	2 2 2
1972	240(4.0L), (Heavy Duty Design) 240(4.0L), (Includes Polyurethane Bushings And Solid Metal Sleeve For Enhanced Performance. Barrel Nut Allows For Easier Installation.) 240(4.0L), (Standard Design)		K6629 ‡ K700535 ‡ K8266	2 2 2
1964-1962	(Heavy Duty Design) 5.5" Length, (Includes Polyurethane Bushings And Solid Metal Sleeve For Enhanced Performance. Barrel Nut Allows For Easier Installation.) Link Type Equipped Sway Bar, (Standard Design)		K8989 ‡ K700528 ‡ K5255	2 1 2

STEERING



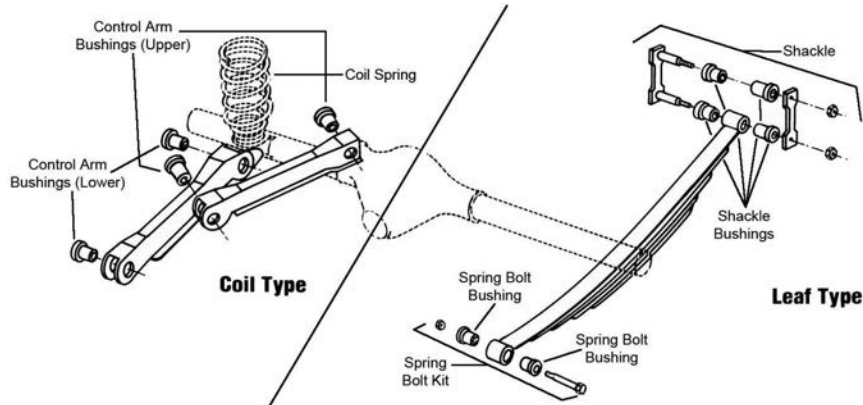
S234

Year	Model/Application	Part	P/C Qty	Figure
Idler Arm				
1974-1969	(Powdered Metal Gusher Brg. For Better Lubrication)		K8189 ‡	1
1968	302(5.0L), (Powdered Metal Gusher Brg. For Better Lubrication)		K8118 ‡	1
1968-1966	428(7.0L), (Powdered Metal Gusher Brg. For Better Lubrication)		K8118 ‡	1
1968-1965	240(4.0L), (Powdered Metal Gusher Brg. For Better Lubrication)		K8118 ‡	1

STEERING (Cont.)					
Year	Model/Application	Part	P/C Qty	Figure	
Idler Arm					
1968-1965 (Cont.)	390(6.4L), (Powdered Metal Gusher Brg. For Better Lubrication)	K8118 ‡	1	S234	
1967-1965	289(4.7L), (Powdered Metal Gusher Brg. For Better Lubrication) 352(5.8L), (Powdered Metal Gusher Brg. For Better Lubrication)	K8118 ‡ K8118 ‡	1 1	S234 S234	
Idler Arm Bushing					
1974-1969	(For OE Design Idler Arm Only) (For OE Design Idler Arm Only)	Center Link End Support End	K8103 K8094 ‡	1 1	S234 S234
1968	302(5.0L), (For OE Design Idler Arm Only) 302(5.0L), (For OE Design Idler Arm Only)	Center Link End Support End	K8103 K8094 ‡	1 1	S234 S234
1968-1966	427(7.0L), (For OE Design Idler Arm Only) 428(7.0L), (For OE Design Idler Arm Only)	Center Link End Center Link End	K8103 K8103	1 1	S234 S234
1968-1965	240(4.0L), (For OE Design Idler Arm Only) 240(4.0L), (For OE Design Idler Arm Only) 390(6.4L), (For OE Design Idler Arm Only) 390(6.4L), (For OE Design Idler Arm Only)	Center Link End Support End Center Link End Support End	K8103 K8094 ‡ K8103 K8094 ‡	1 1 1 1	S234 S234 S234 S234
1967-1965	289(4.7L), (For OE Design Idler Arm Only) 289(4.7L), (For OE Design Idler Arm Only) 352(5.8L), (For OE Design Idler Arm Only) 352(5.8L), (For OE Design Idler Arm Only)	Center Link End Support End Center Link End Support End	K8103 K8094 ‡ K8103 K8094 ‡	1 1 1 1	S234 S234 S234 S234
1963-1962	(For OE Design Idler Arm Only)	Center Link End	K8042	1	
Pitman Arm					
1974-1973	(Greaseable Socket Reduces Corrosion/Wear)		K8145 ‡	1	S234
1972-1969	Power Steering, (Greaseable Socket Reduces Corrosion/Wear)		K8145 ‡	1	S234
Tie Rod Adjusting Sleeve					
1974-1973			ES426S	2	S234
1972	From 8/8/72 Thru 8/7/72		ES426S ES2032S	2 2	S234 S234
1971-1969			ES2032S	2	S234
1968	302(5.0L), .625" - 18 Threads		ES2032S	2	S234
1968-1966	428(7.0L), .625" - 18 Threads		ES2032S	2	S234
1968-1965	240(4.0L), .625" - 18 Threads 390(6.4L), .625" - 18 Threads		ES2032S ES2032S	2 2	S234 S234
1967-1965	289(4.7L), .625" - 18 Threads 352(5.8L), .625" - 18 Threads		ES2032S ES2032S	2 2	S234 S234
1964-1963	223(3.7L) 260(4.3L) 289(4.7L) 352(5.8L) 390(6.4L)		ES2004S ES2004S ES2004S ES2004S ES2004S	2 2 2 2 2	
1963	406(6.7L)		ES2004S	2	
1962			ES2004S	2	
Tie Rod End					
1974	(Powdered Metal Gusher Brg. For Better Lubrication)	Inner	DS820 ‡	2	S234
1974-1973	Base Model, (Powdered Metal Gusher Brg. For Better Lubrication) 351(5.8L), Country Sedan, (Powdered Metal Gusher Brg. For Better Lubrication)	Outer Outer	ES435RL ‡ ES435RL ‡	2 2	S234 S234
1973	From 5/14/73, (Powdered Metal Gusher Brg. For Better Lubrication) Thru 5/13/73, (Powdered Metal Gusher Brg. For Better Lubrication)	Inner Inner	DS820 ‡ DS802 ‡	2 2	S234 S234
1972	13.7" From Center Of Stud To Stem End, (Powdered Metal Gusher Brg. For Better Lubrication) 3.88" From Center Of Stud To Stem End, (Powdered Metal Gusher Brg. For Better Lubrication) Thru 8/7/72, (Powdered Metal Gusher Brg. For Better Lubrication) Base Model, From 8/8/72, (Powdered Metal Gusher Brg. For Better Lubrication) 240(4.0L), Thru 8/7/72, (Powdered Metal Gusher Brg. For Better Lubrication) 351(5.8L), Thru 8/7/72, (Powdered Metal Gusher Brg. For Better Lubrication) 351(5.8L), Country Sedan, From 8/8/72, (Powdered Metal Gusher Brg. For Better Lubrication)	Inner Outer Inner Outer Inner Inner Outer	DS802 ‡ ES379RL ‡ ES727 ‡ ES435RL ‡ ES727 ‡ ES727 ‡ ES435RL ‡	2 2 2 2 2 2 2	S234 S234 S234 S234 S234 S234 S234
1971-1969	(Powdered Metal Gusher Brg. For Better Lubrication)	Outer	ES379RL ‡	2	S234
1971-1965	(Powdered Metal Gusher Brg. For Better Lubrication)	Inner	ES727 ‡	2	S234
1968	302(5.0L), (Powdered Metal Gusher Brg. For Better Lubrication)	Outer	ES351RL ‡	2	S234
1968-1966	428(7.0L), (Powdered Metal Gusher Brg. For Better Lubrication)	Outer	ES351RL ‡	2	S234
1968-1965	240(4.0L), (Powdered Metal Gusher Brg. For Better Lubrication) 390(6.4L), (Powdered Metal Gusher Brg. For Better Lubrication)	Outer Outer	ES351RL ‡ ES351RL ‡	2 2	S234 S234
1967-1965	289(4.7L), (Powdered Metal Gusher Brg. For Better Lubrication) 352(5.8L), (Powdered Metal Gusher Brg. For Better Lubrication)	Outer Outer	ES351RL ‡ ES351RL ‡	2 2	S234 S234
1964-1962	Manual Steering, (Powdered Metal Gusher Brg. For Better Lubrication)	Outer	ES285RL ‡	2	

FORD-Galaxie 500 (Cont.)

REAR SUSPENSION

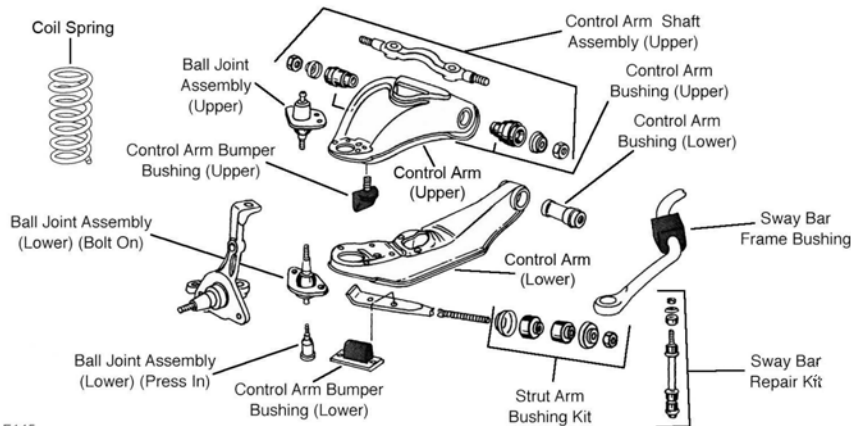


R310

Year	Model/Application	Part	P/C Qty	Figure
Control Arm Bushing				
1974-1967	Except Police, (Contains Front And Rear Bushings)	Upper	K8136	2 R310
Control Arm Bushing Set				
1974-1968	(Contains Front And Rear Bushings)	Lower	K8135	1 R310
Leaf Spring Shackle Bushing				
1964-1962			K200959	8 R310

FORD-Gran Torino

FRONT SUSPENSION

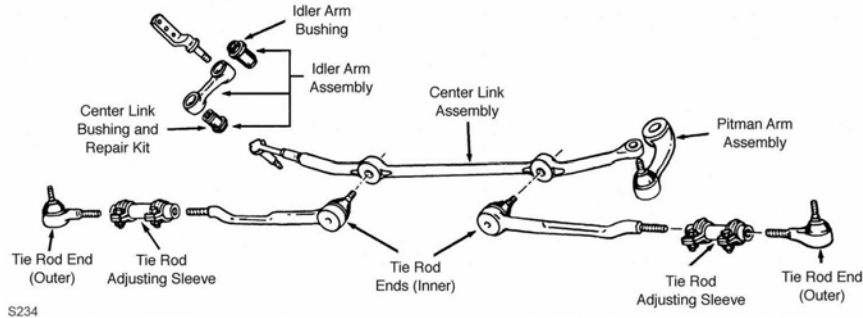


F145

Year	Model/Application	Part	P/C Qty	Figure
Ball Joint				
1976-1973	Except Police, (Press In Type, Powdered Metal Gusher Brg. For Better Lubrication)	Lower	K8197 ‡	2 F145
1976-1972	Except Police, (Powdered Metal Gusher Brg. For Better Lubrication)	Upper	K8212 ‡	2 F145
1972	(Bolt On Type, Powdered Metal Gusher Brg. For Better Lubrication)	Lower	K8059 ‡	2 F145
	(Press In Type, Powdered Metal Gusher Brg. For Better Lubrication)	Lower	K8197 ‡	2 F145
Control Arm Bushing				
1976-1973	Except Police, (Contains Front And Rear Bushings)	Upper	K8202	2 F145
	Except Police	Lower	K8082	2 F145
1972	From 3/15/72, 1.82" Length, (Contains Front And Rear Bushings)	Lower	K8082	2 F145
	Thru 3/14/72, 1.51" Length, (Contains Front And Rear Bushings)	Upper	K8202	2 F145
		Upper	K8083	2 F145
Strut Rod Bushing Kit				
1976-1972	(Improved Design)		K8207	1 F145
Sway Bar Bushing				
1976-1975	1-1/16" Sway Bar Diameter	To Frame	K80093	1 F145
Sway Bar Repair Kit				
1976-1975	(Heavy Duty Design)		K6629 ‡	2 F145

FRONT SUSPENSION (Cont.)				
Year	Model/Application	Part	P/C Qty	Figure
Sway Bar Repair Kit				
1976-1975 (Cont.)	(Includes Polyurethane Bushings And Solid Metal Sleeve For Enhanced Performance. Barrel Nut Allows For Easier Installation.) (Standard Design)	K700535 ‡ K8266	2 2	F145 F145

STEERING



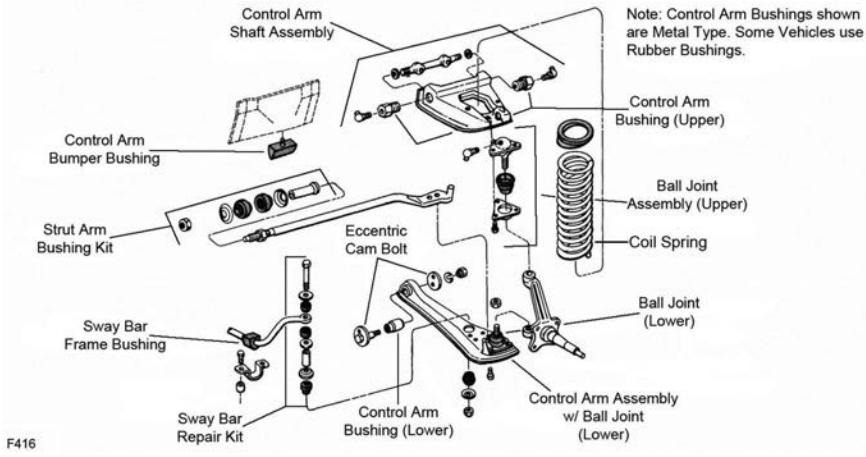
S234

Year	Model/Application	Part	P/C Qty	Figure
Idler Arm				
1976-1972	(Powdered Metal Gusher Brg. For Better Lubrication)	K8185 ‡	1	S234
Idler Arm Bushing				
1976-1972	(For OE Design Idler Arm Only)	Center Link End K8103	1	S234
	(For OE Design Idler Arm Only)	Support End K8094 ‡	1	S234
Pitman Arm				
1976-1972	Power Steering, (Greaseable Socket Reduces Corrosion/Wear)	K8217 ‡	1	S234
Tie Rod Adjusting Sleeve				
1976-1972		ES426S	2	S234
Tie Rod End				
1976-1974	(Powdered Metal Gusher Brg. For Better Lubrication)	Inner DS820 ‡	2	S234
1973-1972	(Powdered Metal Gusher Brg. For Better Lubrication)	Inner DS802 ‡	2	S234

FRONT SUSPENSION				
F148	F148			

FORD-Granada (Cont.)

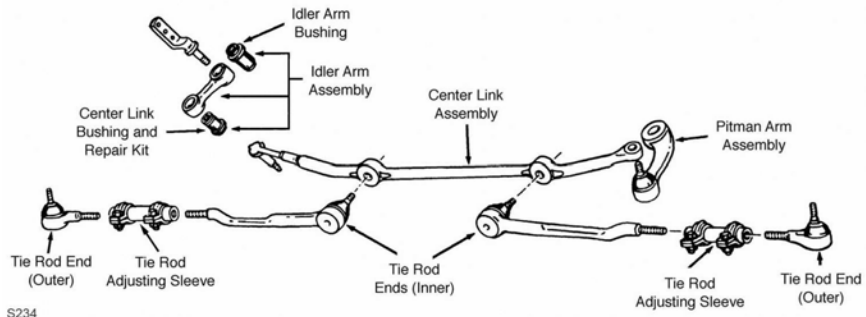
FRONT SUSPENSION (Cont.)



F416

Year	Model/Application	Part	P/C Qty	Figure
Ball Joint				
1982-1981	(Powdered Metal Gusher Brg. For Better Lubrication)	Lower	K8259 ‡	2 F148
Control Arm Bushing				
1982-1981	Except Handling Package, 1.970" Outside Diameter, (Contains Front And Rear Bushings, Standard Design)	Lower Rear	K8289	2 F148
1980-1975	(Contains Front And Rear Bushings) 1.422" Outside Diameter 1.542" Outside Diameter	Upper	K8240	2 F416
		Lower	K8132	2 F416
		Lower	K8237	2 F416
Control Arm with Ball Joint				
1980-1975	(Contains Bushing, Powdered Metal Gusher Brg. For Better Lubrication) (R-Series)	Lower	CK8123 ‡	2 F416
		Lower	RK8123	2 F416
Strut Bumper Bellows				
1982-1981	(OE Material For Strut Performance And Longevity, Contains Bumper)		K90462 ‡	2 F148
Strut Mounting Kit				
1982-1981			K8634	2 F148
Strut Rod Bushing Kit				
1980-1975	(Improved Design)		K8157	1 F416
Sway Bar Bushing				
1982-1981	1" Sway Bar Diameter 1-1/16" Sway Bar Diameter 15/16" Sway Bar Diameter 7/8" Sway Bar Diameter	To Frame	K80092	1 F148
		To Frame	K80093	1 F148
		To Frame	K80091	1 F148
		To Frame	K80090	1 F148
1982-1975	11/16" Sway Bar Diameter, (Contains Bracket, Contains Thermoplastic Bushings And Universal Mounting Bracket)	To Frame	K7322 ‡	1 F416
1980-1975	11/16" Sway Bar Diameter, (Standard Design)	To Frame	K5227	1 F416
Sway Bar Repair Kit				
1982-1981	(Standard Design)		K8265	2 F148
1980-1975	(Heavy Duty Design) (Standard Design) 5.5" Length, (Includes Polyurethane Bushings And Solid Metal Sleeve For Enhanced Performance. Barrel Nut Allows For Easier Installation.)		K8989 ‡	2 F416
			K5255	2 F416
			K700528 ‡	2 F416

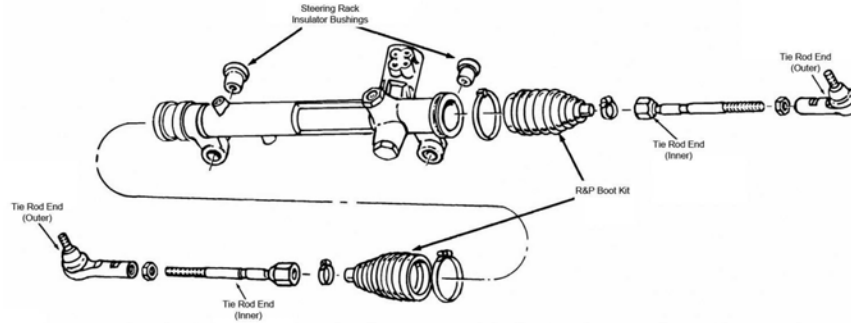
STEERING



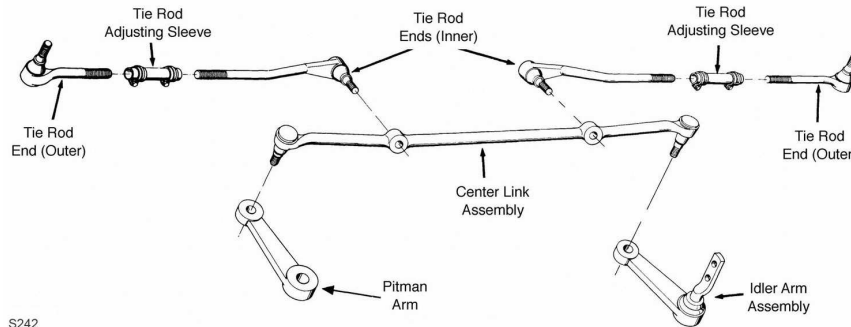
S234

S234

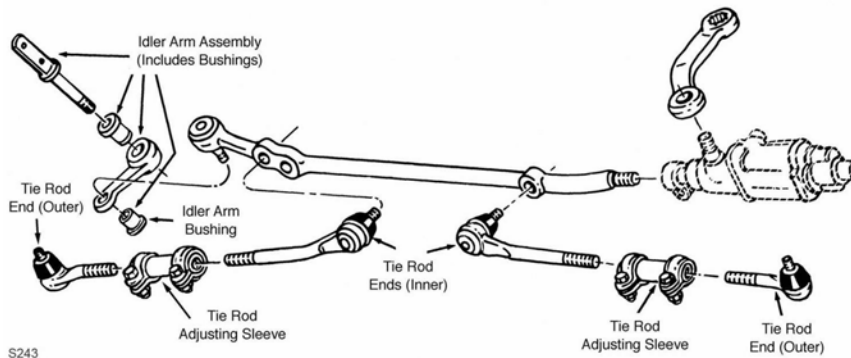
STEERING (Cont.)



S239



S242

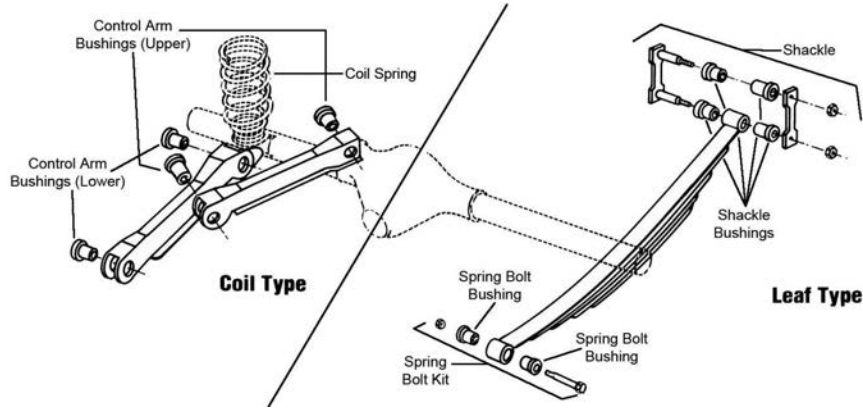


S243

Year	Model/Application	Part	P/C Qty	Figure
Idler Arm				
1980-1975	(Powdered Metal Gusher Brg. For Better Lubrication)	K8245 ‡	1	S234
Idler Arm Bushing				
1980-1975	(For OE Design Idler Arm Only)	Center Link End K8103	1	S243
Rack & Pinion Boot Kit				
1982-1981	1 Piece Design Rack & Pinion, Power Steering Ford Design, Power Steering	K8439 K8767	2 2	S239
Steering Rack Insulator Bushing				
1982-1981	(1 Piece Design, Contains Left And Right Bushings)	K8263	1	S239
Tie Rod Adjusting Sleeve				
1980-1975		ES426S	2	S242, S243
Tie Rod End				
1982	(Powdered Metal Gusher Brg. For Better Lubrication) (Full Ball Stud Provides 360 Degrees Of Smooth Rotation)	Outer ES2150RL ‡ Inner EV117 ‡	2 2	S239 S239
1981	(Powdered Metal Gusher Brg. For Better Lubrication) Rack & Pinion Manual, (Full Ball Stud Provides 360 Degrees Of Smooth Rotation) Rack & Pinion Power, (Full Ball Stud Provides 360 Degrees Of Smooth Rotation)	Outer ES2128RL ‡ Inner EV112 ‡ Inner EV117 ‡	2 2 2	S239 S239 S239
1980-1975	(Powdered Metal Gusher Brg. For Better Lubrication) (Powdered Metal Gusher Brg. For Better Lubrication)	Outer ES445RL ‡ Inner ES436RL ‡	2 2	S242, S243 S242, S243

FORD-Granada (Cont.)

REAR SUSPENSION

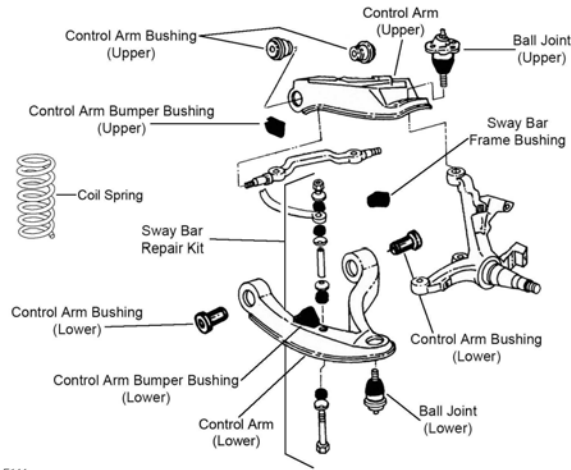


R310

Year	Model/Application	Part	P/C Qty	Figure
Control Arm Bushing Set				
1982-1981	(Contains Front And Rear Bushings)	Upper	K8637	2 R310
Leaf Spring Bolt				
1980-1975			K150355	2 R310
Leaf Spring Shackle Bushing				
1980-1975		Lower	K201008	4 R310

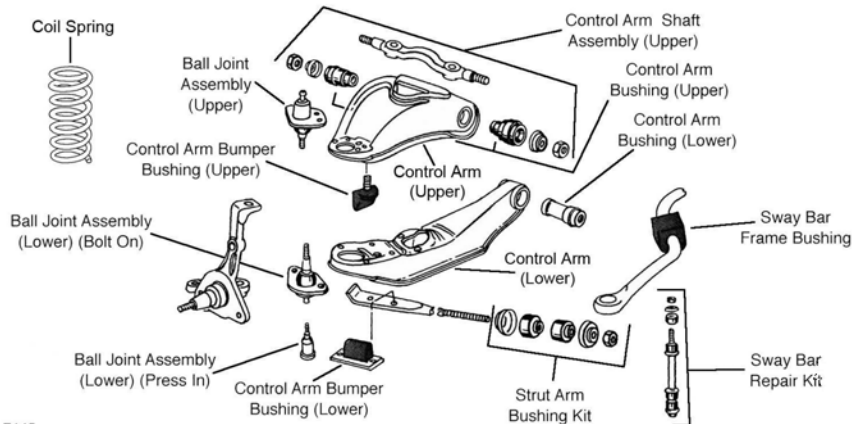
FORD-LTD

FRONT SUSPENSION



F144

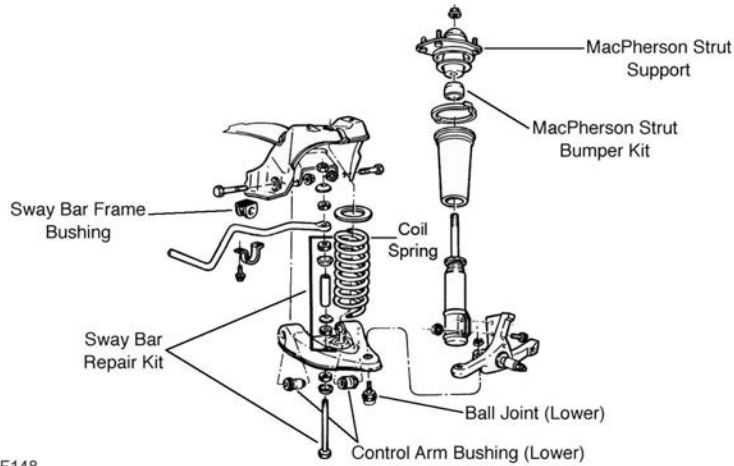
F144



F145

F145

FRONT SUSPENSION (Cont.)



F148

F148

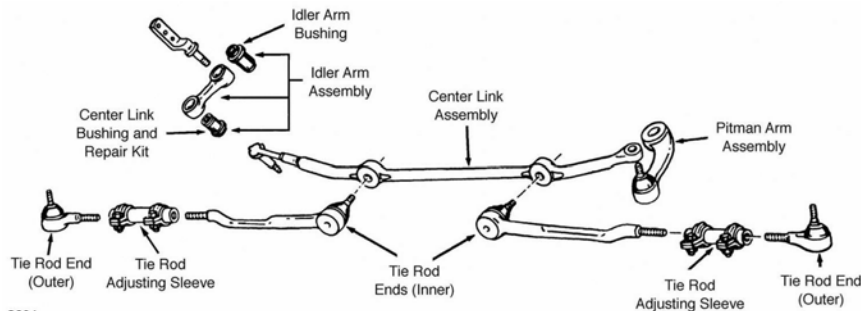
Year	Model/Application	Part	P/C Qty	Figure
Ball Joint				
1986-1983	(Press In Type, Powdered Metal Gusher Brg. For Better Lubrication)	Lower	K8259 ‡	2 F148
1982-1979	(Powdered Metal Gusher Brg. For Better Lubrication)	Upper	K8310 ‡	2 F144
	(Press In Type, Powdered Metal Gusher Brg. For Better Lubrication)	Lower	K8259 ‡	2 F144
1978-1967	(Powdered Metal Gusher Brg. For Better Lubrication)	Upper	K8212 ‡	2 F145
	(Press In Type, Powdered Metal Gusher Brg. For Better Lubrication)	Lower	K8197 ‡	2 F145
1972-1967	(Bolt On Type, Powdered Metal Gusher Brg. For Better Lubrication)	Lower	K8059 ‡	2 F145
Control Arm Bumper Bushing				
1982-1979		Upper	K8856	2 F144
		Lower	K8855	2 F144
Control Arm Bushing				
1986-1983	(Contains Front And Rear Bushings, Standard Design)	Lower Rear	K8289	2 F148
1978-1973	Except Police, (Contains Front And Rear Bushings)	Upper	K8202	2 F145
	Except Police	Lower	K8082	2 F145
1972	From 3/15/72, 1.82" Length, (Contains Front And Rear Bushings)	Lower	K8082	2 F145
	Thru 3/14/72, 1.51" Length, (Contains Front And Rear Bushings)	Upper	K8202	2 F145
		Upper	K8083	2 F145
1971	240(4.0L), (Contains Front And Rear Bushings)	Upper	K8083	2 F145
	240(4.0L)	Lower	K8082	2 F145
	400(6.6L), (Contains Front And Rear Bushings)	Upper	K8083	2 F145
	400(6.6L)	Lower	K8082	2 F145
1971-1969	351(5.8L), (Contains Front And Rear Bushings)	Upper	K8083	2 F145
	351(5.8L)	Lower	K8082	2 F145
	429(7.0L), (Contains Front And Rear Bushings)	Upper	K8083	2 F145
	429(7.0L)	Lower	K8082	2 F145
	460(7.5L), (Contains Front And Rear Bushings)	Upper	K8083	2 F145
	460(7.5L)	Lower	K8082	2 F145
1971-1968	302(5.0L), (Contains Front And Rear Bushings)	Upper	K8083	2 F145
	302(5.0L)	Lower	K8082	2 F145
1971-1967	390(6.4L), (Contains Front And Rear Bushings)	Upper	K8083	2 F145
	390(6.4L)	Lower	K8082	2 F145
1968-1967	289(4.7L), (Contains Front And Rear Bushings)	Upper	K8083	2 F145
	289(4.7L)	Lower	K8082	2 F145
Control Arm Bushing Set				
1982-1980	(Contains Front And Rear Bushings)	Lower	K8618 ‡	1 F144
	(Contains Front And Rear Bushings, Standard Design)	Lower	K8297	2 F144
1982-1979	Except Heavy Duty Suspension, (Threaded Type, Contains Front And Rear Bushings)	Upper	K8616 ‡	1 F144
	Except Heavy Duty Suspension, (Threaded Type, Contains Front And Rear Bushings, Standard Design)	Upper	K8276	2 F144
1979	Except Police	Lower	K8279	2 F144
Strut Bumper Bellows				
1986-1983	(OE Material For Strut Performance And Longevity, Contains Bumper)		K90462 ‡	2 F148
Strut Mounting Kit				
1986-1983	Except Police		K8634	2 F148
Sway Bar Bushing				
1986-1983	1" Sway Bar Diameter	To Frame	K80092	1 F148

FORD-LTD (Cont.)

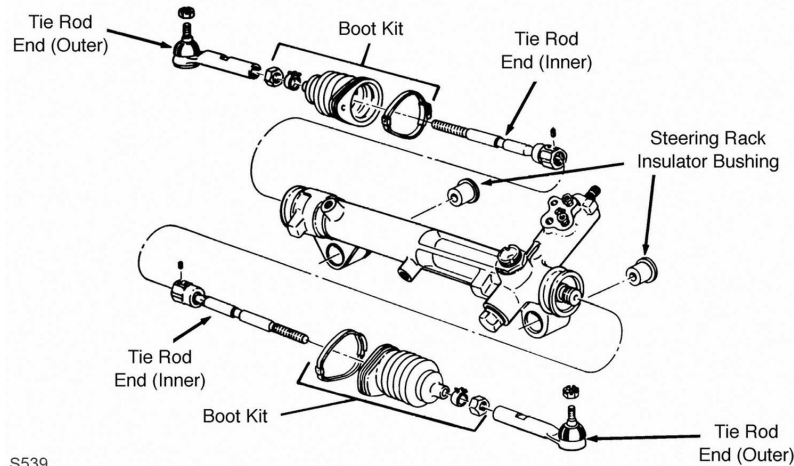
FRONT SUSPENSION (Cont.)

Year	Model/Application	Part	P/C Qty	Figure
Sway Bar Bushing				
1986-1983 (Cont.)	1-1/16" Sway Bar Diameter	To Frame	K80093	1 F148
	1-1/8" Sway Bar Diameter	To Frame	K80094	1 F148
	1-3/16" Sway Bar Diameter	To Frame	K80095	1 F148
	15/16" Sway Bar Diameter	To Frame	K80091	1 F148
	7/8" Sway Bar Diameter	To Frame	K80090	1 F148
1982-1979	1-1/16" Sway Bar Diameter	To Frame	K80093	1 F144
1978-1969	1-1/16" Sway Bar Diameter	To Frame	K80093	1 F145
	3/4" Sway Bar Diameter	To Frame	K80088	1 F145
1974-1969	1-1/8" Sway Bar Diameter	To Frame	K5253	1 F145
1968-1967		To Frame	K8204	1 F145
Sway Bar Repair Kit				
1986-1984	V6 Cyl, (OEM Type)		K5254	2 F148
	V6 Cyl, (Optional Performance)		K8988	2 F148
	V6 Cyl, 7-1/4" Length, (Includes Polyurethane Bushings And Solid Metal Sleeve For Enhanced Performance. Barrel Nut Allows For Easier Installation.)		K700538 ‡	2 F148
1986-1983	4 Cyl, (OEM Type)		K5254	2 F148
	4 Cyl, (Optional Performance)		K8988	2 F148
	4 Cyl, 7-1/4" Length, (Includes Polyurethane Bushings And Solid Metal Sleeve For Enhanced Performance. Barrel Nut Allows For Easier Installation.)		K700538 ‡	2 F148
1985	302(5.0L), Base Model, LX, (Includes Polyurethane Bushings And Solid Metal Sleeve For Enhanced Performance. Barrel Nut Allows For Easier Installation.)		K700539 ‡	2 F148
	302(5.0L), Base Model, LX, (Standard Design)		K8265	2 F148
1984	302(5.0L), Base Model, (Includes Polyurethane Bushings And Solid Metal Sleeve For Enhanced Performance. Barrel Nut Allows For Easier Installation.)		K700539 ‡	2 F148
	302(5.0L), Base Model, (Standard Design)		K8265	2 F148
1983	6 Cyl, V6 Cyl, (OEM Type)		K5254	2 F148
	6 Cyl, V6 Cyl, (Optional Performance)		K8988	2 F148
	6 Cyl, V6 Cyl, 7-1/4" Length, (Includes Polyurethane Bushings And Solid Metal Sleeve For Enhanced Performance. Barrel Nut Allows For Easier Installation.)		K700538 ‡	2 F148
1982-1980	(Heavy Duty Design)		K6629 ‡	2 F144
	(Includes Polyurethane Bushings And Solid Metal Sleeve For Enhanced Performance. Barrel Nut Allows For Easier Installation.)		K700535 ‡	2 F144
	(Standard Design)		K8266	2 F144
1979	Base Model, Landau, (Heavy Duty Design)		K6629 ‡	2 F145
	Base Model, Landau, (Includes Polyurethane Bushings And Solid Metal Sleeve For Enhanced Performance. Barrel Nut Allows For Easier Installation.)		K700535 ‡	2 F144
	Base Model, Landau, (Standard Design)		K8266	2 F145
1978-1977	Base Model, Base Model, Landau, (Heavy Duty Design)		K6629 ‡	2 F145
	Base Model, Base Model, Landau, (Includes Polyurethane Bushings And Solid Metal Sleeve For Enhanced Performance. Barrel Nut Allows For Easier Installation.)		K700535 ‡	2 F145
	Base Model, Base Model, Landau, (Standard Design)		K8266	2 F145
1976	Base Model, Base Model, Brougham, Landau, (Heavy Duty Design)		K6629 ‡	2 F145
	Base Model, Base Model, Brougham, Landau, (Includes Polyurethane Bushings And Solid Metal Sleeve For Enhanced Performance. Barrel Nut Allows For Easier Installation.)		K700535 ‡	2 F145
	Base Model, Base Model, Brougham, Landau, (Standard Design)		K8266	2 F145
1975-1967	(Heavy Duty Design)		K6629 ‡	2 F145
	(Includes Polyurethane Bushings And Solid Metal Sleeve For Enhanced Performance. Barrel Nut Allows For Easier Installation.)		K700535 ‡	2 F145
	(Standard Design)		K8266	2 F145

STEERING



STEERING (Cont.)



S539

S539

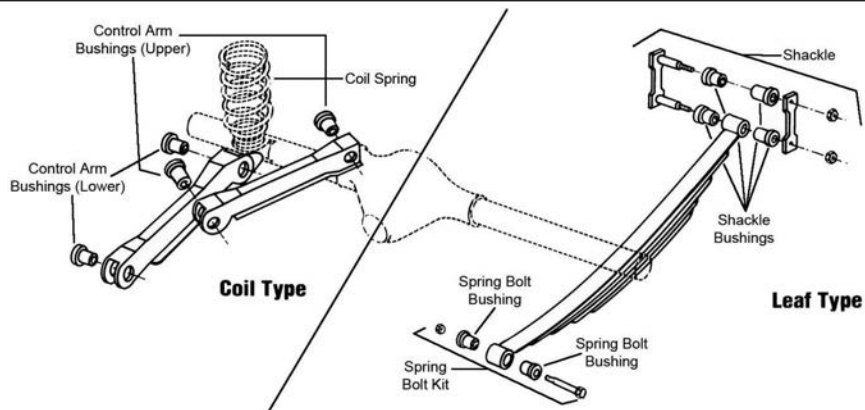
Year	Model/Application	Part	P/C Qty	Figure
Idler Arm				
1982-1980	(Includes Patented Cover Plate Design For Tighter Tolerances)	K8283 ‡	1	S234
1979	Base Model, Landau, (Includes Patented Cover Plate Design For Tighter Tolerances)	K8283 ‡	1	S234
1978-1969	(Powdered Metal Gusher Brg. For Better Lubrication)	K8189 ‡	1	S234
1968-1967	(Powdered Metal Gusher Brg. For Better Lubrication)	K8118 ‡	1	S234
Idler Arm Bushing				
1982-1969	(For OE Design Idler Arm Only)	Center Link End K8103	1	S234
1979-1969	(For OE Design Idler Arm Only)	Support End K8094 ‡	1	S234
1968	302(5.0L), (For OE Design Idler Arm Only)	Center Link End K8103	1	S234
	302(5.0L), (For OE Design Idler Arm Only)	Support End K8094 ‡	1	S234
	429(7.0L), (For OE Design Idler Arm Only)	Center Link End K8103	1	S234
1968-1967	289(4.7L), (For OE Design Idler Arm Only)	Center Link End K8103	1	S234
	289(4.7L), (For OE Design Idler Arm Only)	Support End K8094 ‡	1	S234
	390(6.4L), (For OE Design Idler Arm Only)	Center Link End K8103	1	S234
	390(6.4L), (For OE Design Idler Arm Only)	Support End K8094 ‡	1	S234
	427(7.0L), (For OE Design Idler Arm Only)	Center Link End K8103	1	S234
	428(7.0L), (For OE Design Idler Arm Only)	Center Link End K8103	1	S234
Pitman Arm				
1982-1980	(Greaseable Socket Reduces Corrosion/Wear)	K8290 ‡	1	S234
1979	(Greaseable Socket Reduces Corrosion/Wear)	K8314 ‡	1	S234
1978-1977	(Greaseable Socket Reduces Corrosion/Wear)	K8257 ‡	1	S234
1976-1975	(Greaseable Socket Reduces Corrosion/Wear)	K8213 ‡	1	S234
1974-1973	(Greaseable Socket Reduces Corrosion/Wear)	K8145 ‡	1	S234
1972-1969	Power Steering, (Greaseable Socket Reduces Corrosion/Wear)	K8145 ‡	1	S234
Rack & Pinion Boot Kit				
1986-1985		K8439	2	S539
1986-1984	Power Steering	K8439	2	S539
1983		K8439	2	S539
Steering Rack Insulator Bushing				
1986-1985	(2 Piece Design, Contains Left And Right Bushings)	K8422	1	S539
1985-1983	(1 Piece Design, Contains Left And Right Bushings)	K8263	1	S539
Tie Rod Adjusting Sleeve				
1982-1979		ES2058S	2	S234
1978-1973		ES426S	2	S234
1972	From 8/8/72 Thru 8/7/72	ES426S	2	S234
		ES2032S	2	S234
1971-1969		ES2032S	2	S234
1968	302(5.0L) 429(7.0L)	ES2032S	2	S234
		ES2032S	2	S234
1968-1967	289(4.7L) 390(6.4L) 428(7.0L)	ES2032S	2	S234
		ES2032S	2	S234
		ES2032S	2	S234
Tie Rod End				
1986-1983	(Powdered Metal Gusher Brg. For Better Lubrication)	Outer ES2150RL ‡	2	S539

FORD-LTD (Cont.)

STEERING (Cont.)

Year	Model/Application	Part	P/C Qty	Figure
Tie Rod End				
1986-1983 (Cont.)	(Full Ball Stud Provides 360 Degrees Of Smooth Rotation)	Inner	EV117 ‡	2 S539
1982-1979	(Powdered Metal Gusher Brg. For Better Lubrication)	Inner	ES3494 ‡	2 S234
1978-1977	Base Model, Base Model, Landau, (Powdered Metal Gusher Brg. For Better Lubrication)	Outer	ES435RL ‡	2 S234
1978-1974	(Powdered Metal Gusher Brg. For Better Lubrication)	Inner	DS820 ‡	2 S234
1976-1973	(Powdered Metal Gusher Brg. For Better Lubrication)	Outer	ES435RL ‡	2 S234
1973	From 5/14/73, (Powdered Metal Gusher Brg. For Better Lubrication) Thru 5/13/73, (Powdered Metal Gusher Brg. For Better Lubrication)	Inner	DS820 ‡	2 S234
		Inner	DS802 ‡	2 S234
1972	13.7" From Center Of Stud To Stem End, (Powdered Metal Gusher Brg. For Better Lubrication) 3.88" From Center Of Stud To Stem End, (Powdered Metal Gusher Brg. For Better Lubrication)	Inner	DS802 ‡	2 S234
		Outer	ES379RL ‡	2 S234
	From 8/8/72, (Powdered Metal Gusher Brg. For Better Lubrication) Thru 8/7/72, (Powdered Metal Gusher Brg. For Better Lubrication)	Outer	ES435RL ‡	2 S234
		Inner	ES727 ‡	2 S234
1971-1969	(Powdered Metal Gusher Brg. For Better Lubrication)	Outer	ES379RL ‡	2 S234
1971-1967	(Powdered Metal Gusher Brg. For Better Lubrication)	Inner	ES727 ‡	2 S234
1968-1967	(Powdered Metal Gusher Brg. For Better Lubrication)	Outer	ES351RL ‡	2 S234

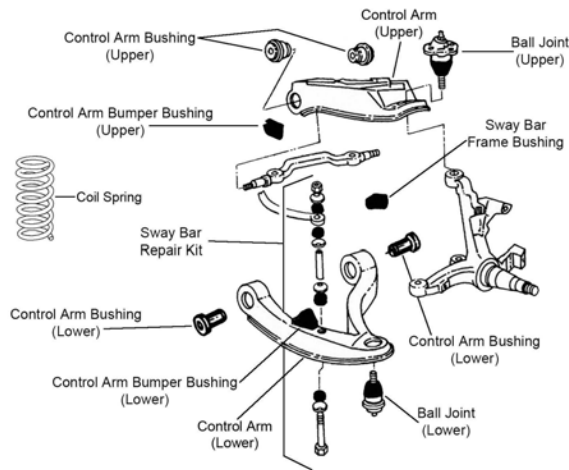
REAR SUSPENSION



R310

Year	Model/Application	Part	P/C Qty	Figure
Control Arm Bushing				
1982-1979	Except Police	Upper Front	K200968	2 R310
	Except Police	Upper Rear	K200961	4 R310
	Except Police	Lower	K200961	4 R310
1978-1967	Except Police, (Contains Front And Rear Bushings)	Upper	K8136	2 R310
Control Arm Bushing Set				
1978-1977	Base Model, Landau, (Contains Front And Rear Bushings)	Lower	K8135	1 R310
1976-1967	(Contains Front And Rear Bushings)	Lower	K8135	1 R310

FRONT SUSPENSION

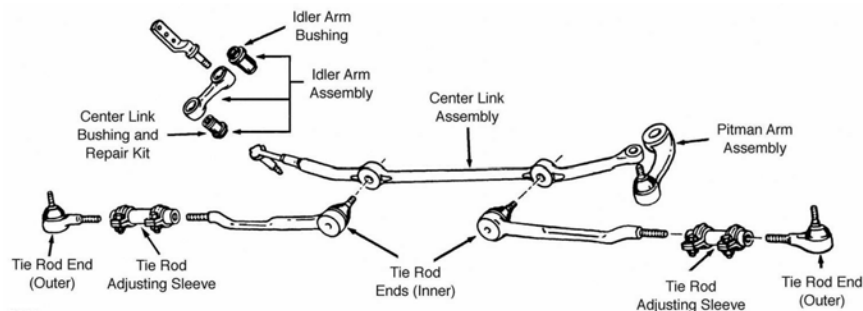


F144

F144

Year	Model/Application	Part	P/C Qty	Figure
Ball Joint				
1990-1987	(Powdered Metal Gusher Brg. For Better Lubrication)	Lower	K8259 ‡	2 F144
1990-1983	(Powdered Metal Gusher Brg. For Better Lubrication)	Upper	K8310 ‡	2 F144
1986-1983	(Press In Type, Powdered Metal Gusher Brg. For Better Lubrication)	Lower	K8259 ‡	2 F144
Control Arm Bumper Bushing				
1990-1983		Upper	K8856	2 F144
		Lower	K8855	2 F144
Control Arm Bushing Set				
1990-1987	(Contains Front And Rear Bushings) Except Heavy Duty Suspension, (Threaded Type, Contains Front And Rear Bushings) Except Heavy Duty Suspension, (Threaded Type, Contains Front And Rear Bushings, Standard Design)	Lower Upper Upper	K8618 ‡ K8616 ‡ K8276	1 F144 1 F144 2 F144
1990-1983	For Arms With Different Size Bushings, (Contains Front And Rear Bushings, Standard Design) For Arms With Same Size Bushings Front And Rear, (Contains Front And Rear Bushings)	Lower Lower	K8297 K80029	2 F144 1 F144
Sway Bar Bushing				
1990-1983	1" Sway Bar Diameter 1-1/16" Sway Bar Diameter 1-1/8" Sway Bar Diameter 1-3/16" Sway Bar Diameter 15/16" Sway Bar Diameter 3/4" Sway Bar Diameter 7/8" Sway Bar Diameter	To Frame To Frame To Frame To Frame To Frame To Frame To Frame	K80092 K80093 K80094 K80095 K6401 K80088 K80090	1 F144 1 F144 1 F144 1 F144 1 F144 1 F144 1 F144
Sway Bar Repair Kit				
1990-1987	(Heavy Duty Design) (Includes Polyurethane Bushings And Solid Metal Sleeve For Enhanced Performance. Barrel Nut Allows For Easier Installation.) (Standard Design)		K6629 ‡ K700535 ‡ K8266	2 F144 2 F144 2 F144
1983	7-1/4" Length, (Includes Polyurethane Bushings And Solid Metal Sleeve For Enhanced Performance. Barrel Nut Allows For Easier Installation.)		K700538 ‡	2 F144

STEERING



S234

S234

FORD-LTD Country Squire (Cont.)

STEERING (Cont.)

Year	Model/Application	Part	P/C Qty	Figure
Idler Arm				
1990-1987	(Includes Patented Cover Plate Design For Tighter Tolerances)	K8283 ‡	1	S234
Idler Arm Bushing				
1990-1983	(For OE Design Idler Arm Only)	Center Link End K8103	1	S234
Pitman Arm				
1990-1983	(Greaseable Socket Reduces Corrosion/Wear)	K8290 ‡	1	S234
Tie Rod Adjusting Sleeve				
1990-1983		ES2058S	2	S234
Tie Rod End				
1990-1987	(Powdered Metal Gusher Brg. For Better Lubrication)	Outer ES3495 ‡	2	S234
	(Powdered Metal Gusher Brg. For Better Lubrication)	Inner ES3494 ‡	2	S234

REAR SUSPENSION

The diagram illustrates two types of rear suspension: **Coil Type** and **Leaf Type**. The **Coil Type** shows a coil spring supported by upper and lower control arm bushings. The **Leaf Type** shows a leaf spring assembly with shackle bushings and a spring bolt kit. Labels include: Control Arm Bushings (Upper), Coil Spring, Control Arm Bushings (Lower), Shackle, Shackle Bushings, Spring Bolt Bushing, and Spring Bolt Kit.

R310

Year	Model/Application	Part	P/C Qty	Figure
Control Arm Bushing				
1990-1983		Upper Front K200968	2	R310
		Upper Rear K200961	4	R310
		Lower K200961	4	R310

FORD-LTD II

FRONT SUSPENSION

The diagram shows various front suspension components including a coil spring, ball joint assemblies (upper and lower), control arms (upper and lower) with their respective shaft assemblies and bumper bushings, a strut arm bushing kit, sway bar frame bushing, and a sway bar repair kit. Labels include: Coil Spring, Ball Joint Assembly (Upper), Control Arm Bumper Bushing (Upper), Control Arm Shaft Assembly (Upper), Control Arm Bushing (Upper), Control Arm Bushing (Lower), Ball Joint Assembly (Lower) (Bolt On), Control Arm (Upper), Control Arm (Lower), Sway Bar Frame Bushing, Ball Joint Assembly (Lower) (Press In), Control Arm Bumper Bushing (Lower), Strut Arm Bushing Kit, and Sway Bar Repair Kit.

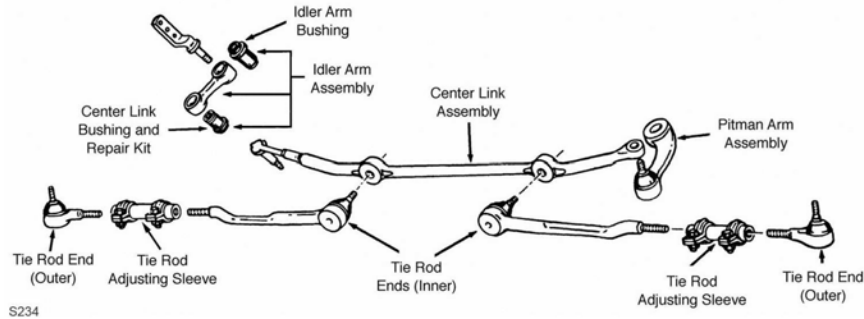
F145

Year	Model/Application	Part	P/C Qty	Figure
Ball Joint				
1979-1977	Except Police, (Powdered Metal Gusher Brg. For Better Lubrication)	Upper K8212 ‡	2	F145
	Except Police, (Press In Type, Powdered Metal Gusher Brg. For Better Lubrication)	Lower K8197 ‡	2	F145
Control Arm Bushing				
1979-1977	Except Police, (Contains Front And Rear Bushings)	Upper K8202	2	F145
	Except Police	Lower K8082	2	F145

FRONT SUSPENSION (Cont.)

Year	Model/Application	Part	P/C Qty	Figure
Strut Rod Bushing Kit				
1979-1977	(Improved Design)	K8207	1	F145
Sway Bar Bushing				
1979-1977	1-1/16" Sway Bar Diameter To Frame	K80093	1	F145
Sway Bar Repair Kit				
1979-1977	(Heavy Duty Design) (Includes Polyurethane Bushings And Solid Metal Sleeve For Enhanced Performance. Barrel Nut Allows For Easier Installation.) (Standard Design)	K6629 ‡ K700535 ‡ K8266	2 2 2	F145 F145 F145

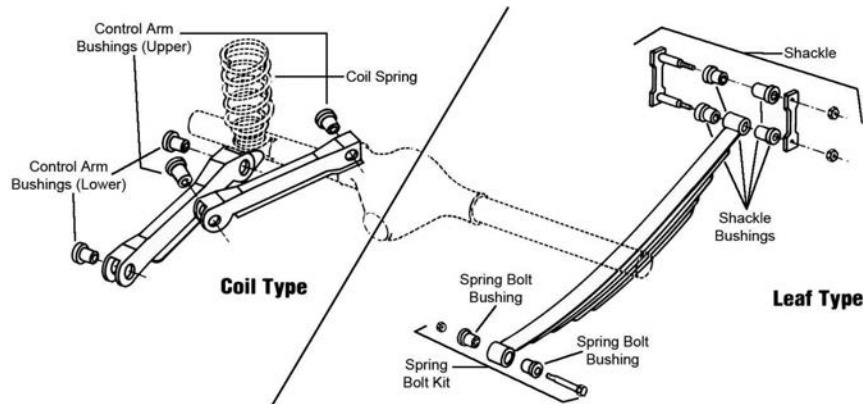
STEERING



S234

Year	Model/Application	Part	P/C Qty	Figure
Idler Arm				
1979-1977	(Powdered Metal Gusher Brg. For Better Lubrication)	K8185 ‡	1	S234
Idler Arm Bushing				
1979-1977	(For OE Design Idler Arm Only) (For OE Design Idler Arm Only)	Center Link End Support End K8103 K8094 ‡	1 1	S234 S234
Pitman Arm				
1979-1977	(Greaseable Socket Reduces Corrosion/Wear)	K8256 ‡	1	S234
Tie Rod Adjusting Sleeve				
1979-1977		ES426S	2	S234
Tie Rod End				
1979-1977	(Powdered Metal Gusher Brg. For Better Lubrication) (Powdered Metal Gusher Brg. For Better Lubrication)	Outer Inner ES435RL ‡ DS820 ‡	2 2	S234 S234

REAR SUSPENSION



R310

Year	Model/Application	Part	P/C Qty	Figure
Control Arm Bushing Set				
1979-1977	(Contains Front And Rear Bushings)	Lower K8135	1	R310

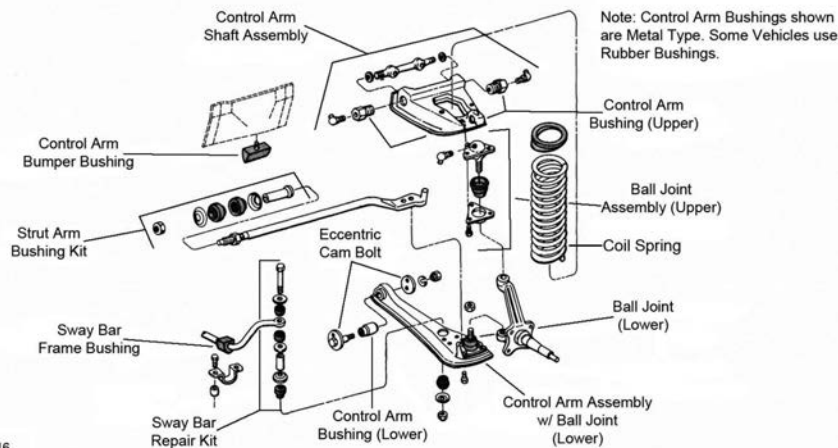
FORD–Mainline

FRONT SUSPENSION

Year	Model/Application	Part	P/C Qty	Figure
Control Arm Bushing Set				
1956-1954	(Contains Front And Rear Bushings)	Upper	K321	1
STEERING				
Year	Model/Application	Part	P/C Qty	Figure
Tie Rod Adjusting Sleeve				
1956-1952			ES2004S	2
Tie Rod End				
1956-1952	3.22" Length, (Powdered Metal Gusher Brg. For Better Lubrication)	Outer	ES416L ‡	2

FORD–Maverick

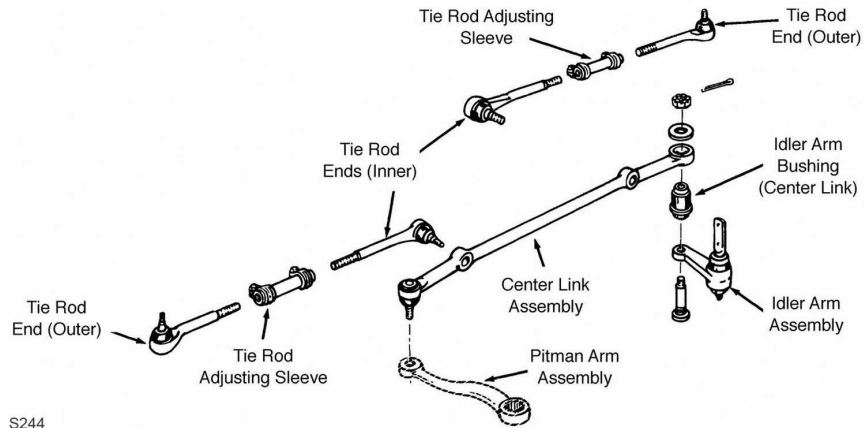
FRONT SUSPENSION



F416

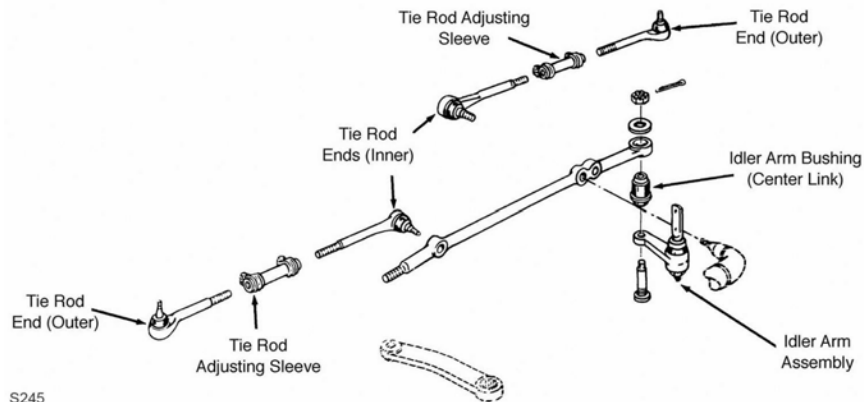
Year	Model/Application	Part	P/C Qty	Figure
Ball Joint				
1977-1969	3 Bolt Mounting, (Full Ball Stud Provides 360 Degrees Of Smooth Rotation)	Upper	K8142 ‡	2 F416
Control Arm Bushing				
1977-1970	1.422" Outside Diameter	Lower	K8132	2 F416
	1.542" Outside Diameter	Lower	K8237	2 F416
Control Arm Bushing Set				
1977-1970	(Contains Front And Rear Bushings)	Upper	K8278	2 F416
Control Arm Shaft Assembly				
1977-1970	(Standard Design)	Upper	K8131	2 F416
Control Arm with Ball Joint				
1977-1970	(R-Series)	Upper	RK621369	2 F416
1977-1969	(Contains Bushing, Powdered Metal Gusher Brg. For Better Lubrication)	Lower	CK8123 ‡	2 F416
	(R-Series)	Lower	RK8123	2 F416
Strut Rod Bushing Kit				
1977-1970	(Improved Design)		K8157	1 F416
Sway Bar Bushing				
1977-1970	1 1/16" Sway Bar Diameter, (Standard Design)	To Frame	K5227	1 F416
Sway Bar Repair Kit				
1977	(Heavy Duty Design) 5.5" Length, (Includes Polyurethane Bushings And Solid Metal Sleeve For Enhanced Performance. Barrel Nut Allows For Easier Installation.)		K8989 ‡ K700528 ‡	2 F416 2 F416
1976	From 2/2/76, (Heavy Duty Design)		K8989 ‡	2 F416
	From 2/2/76, 5.5" Length, (Includes Polyurethane Bushings And Solid Metal Sleeve For Enhanced Performance. Barrel Nut Allows For Easier Installation.)		K700528 ‡	2 F416
	Thru 2/1/76, (Includes Polyurethane Bushings And Solid Metal Sleeve For Enhanced Performance. Barrel Nut Allows For Easier Installation.)		K700531 ‡	2 F416
	Thru 2/1/76, (Standard Design)		K8097	2 F416
1975-1970	(Includes Polyurethane Bushings And Solid Metal Sleeve For Enhanced Performance. Barrel Nut Allows For Easier Installation.) (Standard Design)		K700531 ‡ K8097	2 F416 2 F416

STEERING



S244

S244



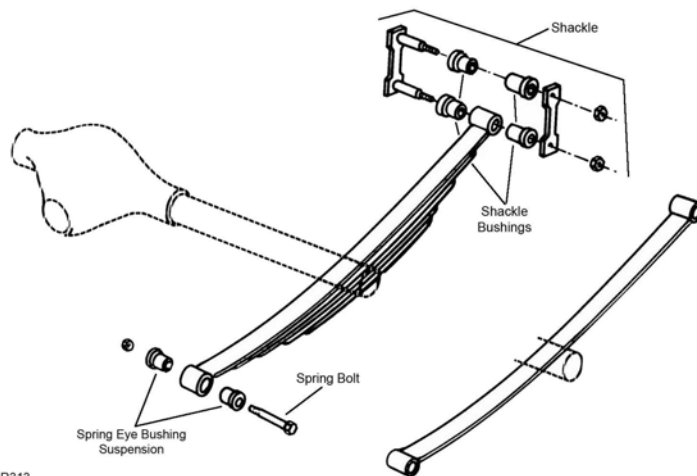
S245

S245

Year	Model/Application	Part	P/C Qty	Figure
Idler Arm				
1977-1975	(Powdered Metal Gusher Brg. For Better Lubrication)	K8245 ‡	1	S244, S245
Idler Arm Bushing				
1977-1970	(For OE Design Idler Arm Only)	Center Link End K8103	1	S244, S245
1974-1970	(For OE Design Idler Arm Only)	Support End K8094 ‡	1	S244, S245
Tie Rod Adjusting Sleeve				
1977-1973		ES426S	2	S244, S245
1972	From 8/8/72 Thru 8/7/72	ES426S ES2004S	2 2	S244 S244, S245
1971-1970		ES2004S	2	S244, S245
Tie Rod End				
1977-1975	(Powdered Metal Gusher Brg. For Better Lubrication)	Outer ES445RL ‡	2	S244, S245
	(Powdered Metal Gusher Brg. For Better Lubrication)	Inner ES436RL ‡	2	S244, S245
1974-1970	(Powdered Metal Gusher Brg. For Better Lubrication)	Outer ES387R ‡	2	S244, S245
	(Powdered Metal Gusher Brg. For Better Lubrication)	Inner ES387L ‡	2	S244, S245

FORD-Maverick (Cont.)

REAR SUSPENSION



R313

R313

Year	Model/Application	Part	P/C Qty	Figure
Leaf Spring Bolt				
1977-1973		K150355	2	R313

FORD-Model 01A

STEERING

Year	Model/Application	Part	P/C Qty	Figure
Tie Rod End				
1940	3.22" Length, (Powdered Metal Gusher Brg. For Better Lubrication)	Left Outer	ES416L ‡	1
	3.22" Length, (Powdered Metal Gusher Brg. For Better Lubrication)	Right Outer	ES416R ‡	1
	3.22" Length, (Powdered Metal Gusher Brg. For Better Lubrication)	Drag Link End	ES416L ‡	1

REAR SUSPENSION

Year	Model/Application	Part	P/C Qty	Figure
Leaf Spring Shackle				
1940	Rubber Type Shackle	K150366	2	

FORD-Model 11A

STEERING

Year	Model/Application	Part	P/C Qty	Figure
Tie Rod End				
1941	3.22" Length, (Powdered Metal Gusher Brg. For Better Lubrication)	Left Outer	ES416L ‡	1
	3.22" Length, (Powdered Metal Gusher Brg. For Better Lubrication)	Right Outer	ES416R ‡	1
	3.22" Length, (Powdered Metal Gusher Brg. For Better Lubrication)	Drag Link End	ES416L ‡	1

FORD-Model 022A

STEERING

Year	Model/Application	Part	P/C Qty	Figure
Tie Rod End				
1940	3.22" Length, (Powdered Metal Gusher Brg. For Better Lubrication)	Left Outer	ES416L ‡	1
	3.22" Length, (Powdered Metal Gusher Brg. For Better Lubrication)	Right Outer	ES416R ‡	1
	3.22" Length, (Powdered Metal Gusher Brg. For Better Lubrication)	Drag Link End	ES416L ‡	1

REAR SUSPENSION

Year	Model/Application	Part	P/C Qty	Figure
Leaf Spring Shackle				
1940	Rubber Type Shackle	K150366	2	

Model 48-FORD

STEERING				
Year	Model/Application	Part	P/C Qty	Figure
Tie Rod End				
1935	3.22" Length, (Powdered Metal Gusher Brg. For Better Lubrication)	Left Outer	ES416L ‡	1
	3.22" Length, (Powdered Metal Gusher Brg. For Better Lubrication)	Right Outer	ES416R ‡	1
	3.22" Length, (Powdered Metal Gusher Brg. For Better Lubrication)	Drag Link End	ES416L ‡	1
REAR SUSPENSION				
Year	Model/Application	Part	P/C Qty	Figure
Leaf Spring Shackle				
1935	Rubber Type Shackle	K150366	2	

Model 68-FORD

STEERING				
Year	Model/Application	Part	P/C Qty	Figure
Tie Rod End				
1936	3.22" Length, (Powdered Metal Gusher Brg. For Better Lubrication)	Left Outer	ES416L ‡	1
	3.22" Length, (Powdered Metal Gusher Brg. For Better Lubrication)	Right Outer	ES416R ‡	1
	3.22" Length, (Powdered Metal Gusher Brg. For Better Lubrication)	Drag Link End	ES416L ‡	1
REAR SUSPENSION				
Year	Model/Application	Part	P/C Qty	Figure
Leaf Spring Shackle				
1936	Rubber Type Shackle	K150366	2	

Model 78-FORD

STEERING				
Year	Model/Application	Part	P/C Qty	Figure
Tie Rod End				
1937	3.22" Length, (Powdered Metal Gusher Brg. For Better Lubrication)	Left Outer	ES416L ‡	1
	3.22" Length, (Powdered Metal Gusher Brg. For Better Lubrication)	Right Outer	ES416R ‡	1
	3.22" Length, (Powdered Metal Gusher Brg. For Better Lubrication)	Drag Link End	ES416L ‡	1
REAR SUSPENSION				
Year	Model/Application	Part	P/C Qty	Figure
Leaf Spring Shackle				
1937	Rubber Type Shackle	K150366	2	

Model 81A-FORD

STEERING				
Year	Model/Application	Part	P/C Qty	Figure
Tie Rod End				
1938	3.22" Length, (Powdered Metal Gusher Brg. For Better Lubrication)	Left Outer	ES416L ‡	1
	3.22" Length, (Powdered Metal Gusher Brg. For Better Lubrication)	Right Outer	ES416R ‡	1
	3.22" Length, (Powdered Metal Gusher Brg. For Better Lubrication)	Drag Link End	ES416L ‡	1
REAR SUSPENSION				
Year	Model/Application	Part	P/C Qty	Figure
Leaf Spring Shackle				
1938	Rubber Type Shackle	K150366	2	

Model 82A-FORD

STEERING				
Year	Model/Application	Part	P/C Qty	Figure
Tie Rod End				
1938	3.22" Length, (Powdered Metal Gusher Brg. For Better Lubrication)	Left Outer	ES416L ‡	1
	3.22" Length, (Powdered Metal Gusher Brg. For Better Lubrication)	Right Outer	ES416R ‡	1
	3.22" Length, (Powdered Metal Gusher Brg. For Better Lubrication)	Drag Link End	ES416L ‡	1

FORD-Model 82A (Cont.)

REAR SUSPENSION

Year	Model/Application	Part	P/C Qty	Figure
Leaf Spring Shackle				
1938	Rubber Type Shackle	K150366	2	

FORD-Model 91A

STEERING

Year	Model/Application	Part	P/C Qty	Figure
Tie Rod End				
1939	3.22" Length, (Powdered Metal Gusher Brg. For Better Lubrication)	Left Outer	ES416L ‡	1
	3.22" Length, (Powdered Metal Gusher Brg. For Better Lubrication)	Right Outer	ES416R ‡	1
	3.22" Length, (Powdered Metal Gusher Brg. For Better Lubrication)	Drag Link End	ES416L ‡	1

REAR SUSPENSION

Year	Model/Application	Part	P/C Qty	Figure
Leaf Spring Shackle				
1939	Rubber Type Shackle	K150366	2	

FORD-Model 922A

STEERING

Year	Model/Application	Part	P/C Qty	Figure
Tie Rod End				
1939	3.22" Length, (Powdered Metal Gusher Brg. For Better Lubrication)	Left Outer	ES416L ‡	1
	3.22" Length, (Powdered Metal Gusher Brg. For Better Lubrication)	Right Outer	ES416R ‡	1
	3.22" Length, (Powdered Metal Gusher Brg. For Better Lubrication)	Drag Link End	ES416L ‡	1

REAR SUSPENSION

Year	Model/Application	Part	P/C Qty	Figure
Leaf Spring Shackle				
1939	Rubber Type Shackle	K150366	2	

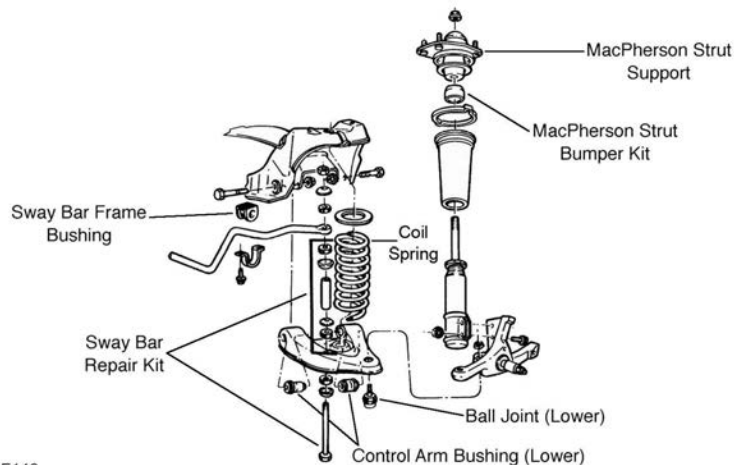
FORD-Model A

REAR SUSPENSION

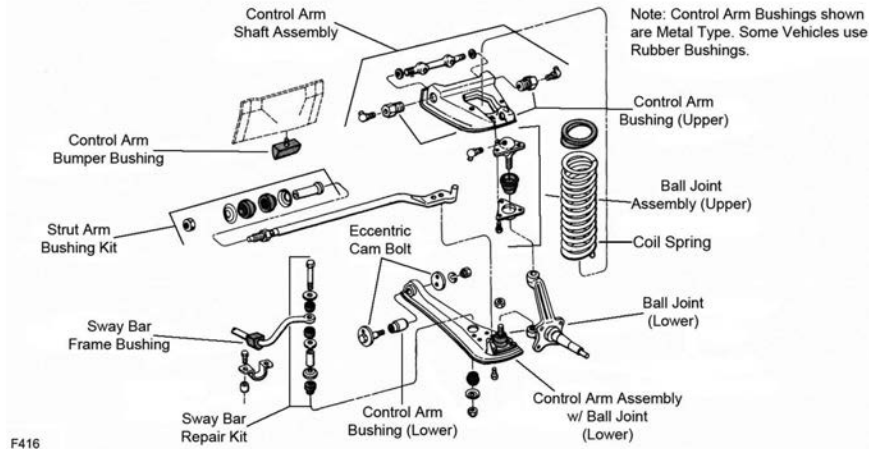
Year	Model/Application	Part	P/C Qty	Figure
Leaf Spring Shackle				
1931-1929		K150366	2	

FORD-Mustang

FRONT SUSPENSION



FRONT SUSPENSION (Cont.)



F416

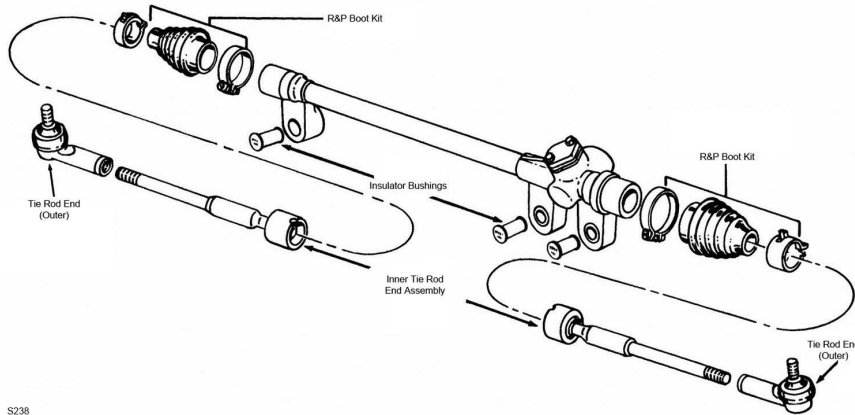
Year	Model/Application	Part	P/C Qty	Figure
Ball Joint				
1990-1987	(Powdered Metal Gusher Brg. For Better Lubrication)	Lower	K8259 ‡	2 F148
1986-1985	GT, LX, (Powdered Metal Gusher Brg. For Better Lubrication)	Lower	K8259 ‡	2 F148
1984	GT, L, LX, (Powdered Metal Gusher Brg. For Better Lubrication)	Lower	K8259 ‡	2 F148
1983	L, (Powdered Metal Gusher Brg. For Better Lubrication)	Lower	K8259 ‡	2 F148
1983-1979	(Powdered Metal Gusher Brg. For Better Lubrication)	Lower	K8259 ‡	2 F148
1973-1964	3 Bolt Mounting, (Full Ball Stud Provides 360 Degrees Of Smooth Rotation)	Upper	K8142 ‡	2 F416
1970-1964	4 Bolt Mounting, (Full Ball Stud Provides 360 Degrees Of Smooth Rotation)	Upper	K8036 ‡	2 F416
Control Arm Bushing				
1990-1987	(Contains Front And Rear Bushings, Standard Design)	Lower Rear	K8289	2 F148
1986-1985	GT, LX, (Contains Front And Rear Bushings, Standard Design)	Lower Rear	K8289	2 F148
1984	GT, L, LX, (Contains Front And Rear Bushings, Standard Design)	Lower Rear	K8289	2 F148
1983	(Contains Front And Rear Bushings, Standard Design)	Lower Rear	K8289	2 F148
1982-1979	Except Handling Package, 1.970" Outside Diameter, (Contains Front And Rear Bushings, Standard Design)	Lower Rear	K8289	2 F148
1973-1967		Lower	K8132	2 F416
Control Arm Bushing Set				
1982-1979	(Heavy Duty Design, Contains Front And Rear Bushings)	Lower	K8277	2 F148
1973-1967	(Contains Front And Rear Bushings)	Upper	K8278	2 F416
Control Arm Shaft Assembly				
1973-1967	(Standard Design)	Upper	K8131	2 F416
1966-1964		Upper	K8053	2 F416
Control Arm with Ball Joint				
1990-1987	(R-Series)	Left Lower	RK622129	1 F148
	(R-Series)	Right Lower	RK622130	1 F148
1973-1968	(Contains Bushing, Powdered Metal Gusher Brg. For Better Lubrication)	Lower	CK8123 ‡	2 F416
	(R-Series)	Lower	RK8123	2 F416
1973-1967	(R-Series)	Upper	RK621369	2 F416
1967	(R-Series)	Lower	RK8121	2 F416
1966-1964	(R-Series)	Upper	RK621428	2 F416
	(Powdered Metal Gusher Brg. For Better Lubrication)	Lower	CK8035 ‡	2 F416
Strut Bumper Bellows				
1990-1987	(OE Material For Strut Performance And Longevity, Contains Bumper)		K90462 ‡	2 F148
1986-1985	GT, LX, (OE Material For Strut Performance And Longevity, Contains Bumper)		K90462 ‡	2 F148
1984	GT, L, LX, (OE Material For Strut Performance And Longevity, Contains Bumper)		K90462 ‡	2 F148
1983-1979	(OE Material For Strut Performance And Longevity, Contains Bumper)		K90462 ‡	2 F148
Strut Mounting Kit				
1990-1983			K8634	2 F148
Strut Rod Bushing				
1966-1964	(Improved Design)		K8122	1 F416
Strut Rod Bushing Kit				
1973-1967	(Improved Design)		K8157	1 F416

FORD-Mustang (Cont.)

FRONT SUSPENSION (Cont.)

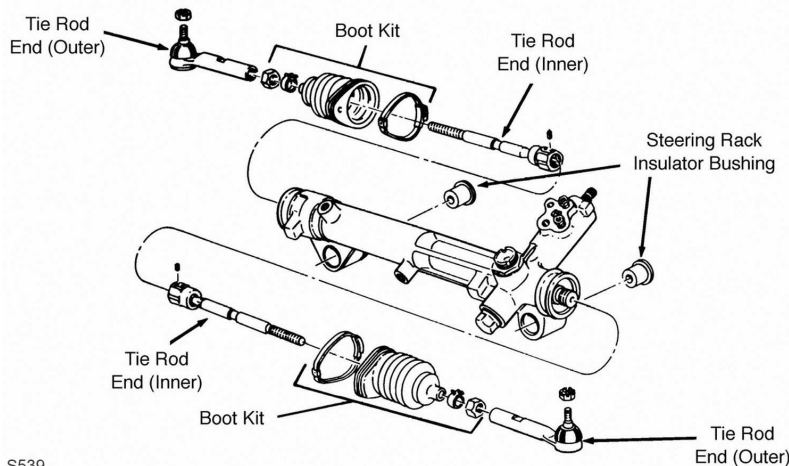
Year	Model/Application	Part	P/C Qty	Figure
Sway Bar Bushing				
1990-1979	1" Sway Bar Diameter	To Frame	K80092	1 F148
	1-1/16" Sway Bar Diameter	To Frame	K80093	1 F148
	1-1/4" Sway Bar Diameter, (Split Design For Easier Installation)	To Frame	K80096 ‡	1 F148
	1-3/16" Sway Bar Diameter	To Frame	K80094	1 F148
	15/16" Sway Bar Diameter	To Frame	K80091	1 F148
	1-5/16" Sway Bar Diameter, (Split Design For Easier Installation)	To Frame	K80097 ‡	1 F148
1973-1967	15/16" Sway Bar Diameter	To Frame	K7096	1 F416
1973-1965	1" Sway Bar Diameter, (Contains Thermoplastic Bushings And Universal Mounting Bracket, Contains Thermoplastic Bushings And Universal Mounting Bracket)	To Frame	K90401 ‡	1 F416
	11/16" Sway Bar Diameter, (Contains Thermoplastic Bushings And Universal Mounting Bracket, Contains Thermoplastic Bushings And Universal Mounting Bracket)	To Frame	K90393 ‡	1 F416
	15/16" Sway Bar Diameter, (Contains Thermoplastic Bushings And Universal Mounting Bracket, Contains Thermoplastic Bushings And Universal Mounting Bracket)	To Frame	K90399 ‡	1 F416
	3/4" Sway Bar Diameter, (Contains Thermoplastic Bushings And Universal Mounting Bracket, Contains Thermoplastic Bushings And Universal Mounting Bracket)	To Frame	K90394 ‡	1 F416
	5/8" Sway Bar Diameter, (Contains Thermoplastic Bushings And Universal Mounting Bracket, Contains Thermoplastic Bushings And Universal Mounting Bracket)	To Frame	K90391 ‡	1 F416
	7/8" Sway Bar Diameter, (Contains Thermoplastic Bushings And Universal Mounting Bracket, Contains Thermoplastic Bushings And Universal Mounting Bracket)	To Frame	K90397 ‡	1 F416
1973-1964	11/16" Sway Bar Diameter, (Standard Design)	To Frame	K5227	1 F416
Sway Bar Repair Kit				
1990-1979	(Includes Polyurethane Bushings And Solid Metal Sleeve For Enhanced Performance. Barrel Nut Allows For Easier Installation.) (Standard Design)		K700539 ‡	2 F148
			K8265	2 F148
1973-1968	(Includes Polyurethane Bushings And Solid Metal Sleeve For Enhanced Performance. Barrel Nut Allows For Easier Installation.) (Standard Design)		K700531 ‡	2 F416
			K8097	2 F416
1967-1965	(Standard Design) 5.5" Length, (Includes Polyurethane Bushings And Solid Metal Sleeve For Enhanced Performance. Barrel Nut Allows For Easier Installation.)		K5255	2 F416
			K700528 ‡	2 F416

STEERING



S238

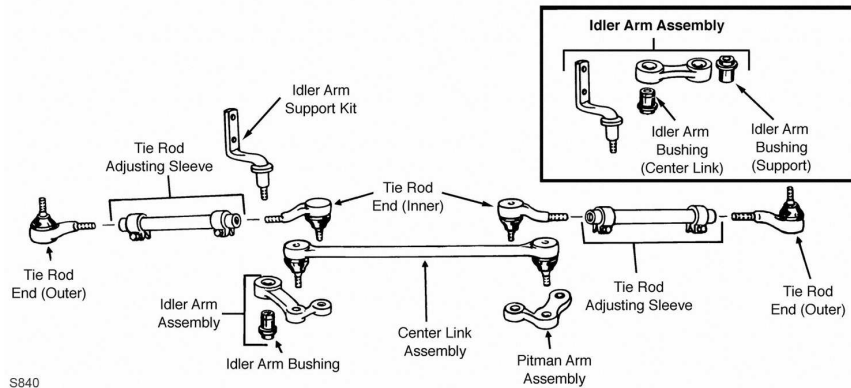
S238



S539

S539

STEERING (Cont.)



S840

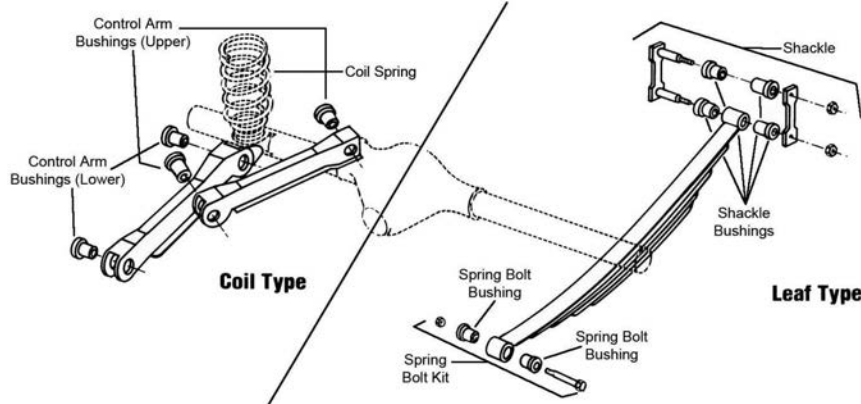
Year	Model/Application	Part	P/C Qty	Figure	
Idler Arm					
1973-1971	Manual Steering, (Powdered Metal Gusher Brg. For Better Lubrication)	K8118 ‡	1	S840	
1970-1967	Manual Steering, (Powdered Metal Gusher Brg. For Better Lubrication) Power Steering, (Powdered Metal Gusher Brg. For Better Lubrication)	K8161 ‡ K8158 ‡	1 1	S840 S840	
1966-1965	6 Cyl, (Powdered Metal Gusher Brg. For Better Lubrication)	K8160 ‡	1	S840	
1966-1964	V8 Cyl, (Greaseable Socket Reduces Corrosion/Wear)	K8106 ‡	1	S840	
1965	V8 Cyl, (Powdered Metal Gusher Brg. For Better Lubrication)	K8160 ‡	1	S840	
Idler Arm Bushing					
1973-1967	(For OE Design Idler Arm Only) Manual Steering, (For OE Design Idler Arm Only)	Support End Center Link End	K8094 ‡ K8103	1 1	S840 S840
1966-1964	Manual Steering, (For OE Design Idler Arm Only)		K8094 ‡	1	S840
Rack & Pinion Boot Kit					
1990-1985			K8439	2	S539
1984	GT, L, LX, Power Steering SVO, Power Steering, (High Temperature)		K8439 K8441	2 2	S539 S539
1983-1980	1 Piece Design Rack & Pinion, Power Steering Ford Design Rack And Pinion Gear, Power Steering		K8439 K8767	2 2	S539 S539
1983-1979	2 Piece Design Rack & Pinion, Power Steering, (High Temperature) Manual Steering		K8441 K9882	2 2	S539 S238
1979	1 Piece Design Rack & Pinion		K8439	2	S539
Steering Rack Insulator Bushing					
1990-1985	(2 Piece Design, Contains Left And Right Bushings)		K8422	1	S539
1985-1979	(1 Piece Design, Contains Left And Right Bushings)		K8263	1	S539
Tie Rod Adjusting Sleeve					
1973-1967			ES2004S	2	S840
1966-1964	6 Cyl, Power Steering V8 Cyl, Manual Steering V8 Cyl, Power Steering V8 Cyl, Power Steering	Left Right	ES2004S ES2004S ES638S ES2004S	2 2 1 1	S840 S840 S840 S840
Tie Rod End					
1990-1982	(Powdered Metal Gusher Brg. For Better Lubrication) (Full Ball Stud Provides 360 Degrees Of Smooth Rotation)	Outer Inner	ES2150RL ‡ EV117 ‡	2 2	S539 S539
1981-1980	Rack & Pinion Manual, (Full Ball Stud Provides 360 Degrees Of Smooth Rotation) Rack & Pinion Power, (Full Ball Stud Provides 360 Degrees Of Smooth Rotation)	Inner Inner	EV112 ‡ EV117 ‡	2 2	S539 S539
1981-1979	(Powdered Metal Gusher Brg. For Better Lubrication)	Outer	ES2128RL ‡	2	S539
1979	Except Steering Racks Marked SPR-AH, SPR-GA Or SPR-AG, (Full Ball Stud Provides 360 Degrees Of Smooth Rotation) Steering Rack Marked SPR-AG, Steering Rack Marked SPR-AH, Steering Rack Marked SPR-GA, (Full Ball Stud Provides 360 Degrees Of Smooth Rotation)	Inner Inner	EV112 ‡ EV117 ‡	2 2	S539 S539
1973-1971	(Powdered Metal Gusher Brg. For Better Lubrication)	Inner	DS791 ‡	2	S840
1973-1970	(Powdered Metal Gusher Brg. For Better Lubrication)	Outer	ES387R ‡	2	S840
1970	(Powdered Metal Gusher Brg. For Better Lubrication)	Inner	ES387L ‡	2	S840
1969	Base Model, (Powdered Metal Gusher Brg. For Better Lubrication) Base Model, (Powdered Metal Gusher Brg. For Better Lubrication) Boss, GT, Grande, Mach I, (Powdered Metal Gusher Brg. For Better Lubrication) Boss, GT, Grande, Mach I, (Powdered Metal Gusher Brg. For Better Lubrication)	Outer Inner Outer Inner	ES360RL ‡ ES364RL ‡ ES387R ‡ ES387L ‡	2 2 2 2	S840 S840 S840 S840
1968-1967	(Powdered Metal Gusher Brg. For Better Lubrication) (Powdered Metal Gusher Brg. For Better Lubrication)	Outer Inner	ES360RL ‡ ES364RL ‡	2 2	S840 S840

FORD-Mustang (Cont.)

STEERING (Cont.)

Year	Model/Application	Part	P/C Qty	Figure
Tie Rod End				
1966-1965	289(4.7L), Power Steering, (Powdered Metal Gusher Brg. For Better Lubrication)	Left Inner	ES714 ‡	1 S840
1966-1964	6 Cyl, Manual Steering, (Powdered Metal Gusher Brg. For Better Lubrication)	Outer	ES317L ‡	2 S840
	6 Cyl, Manual Steering, (Powdered Metal Gusher Brg. For Better Lubrication)	Inner	ES317R ‡	2 S840
	V8 Cyl, Manual Steering, (Powdered Metal Gusher Brg. For Better Lubrication)	Outer	ES336R ‡	2 S840
	V8 Cyl, Manual Steering, (Powdered Metal Gusher Brg. For Better Lubrication)	Inner	ES713 ‡	2 S840
	V8 Cyl, Power Steering, (Powdered Metal Gusher Brg. For Better Lubrication)	Right Outer	ES336R ‡	1 S840
	V8 Cyl, Power Steering, (Powdered Metal Gusher Brg. For Better Lubrication)	Right Inner	ES713 ‡	1 S840
	V8 Cyl, Conventional Power Steering, (Powdered Metal Gusher Brg. For Better Lubrication)	Left Outer	ES336L ‡	1 S840
	1965	260(4.3L), Power Steering, (Powdered Metal Gusher Brg. For Better Lubrication)	Left Inner	ES714 ‡

REAR SUSPENSION

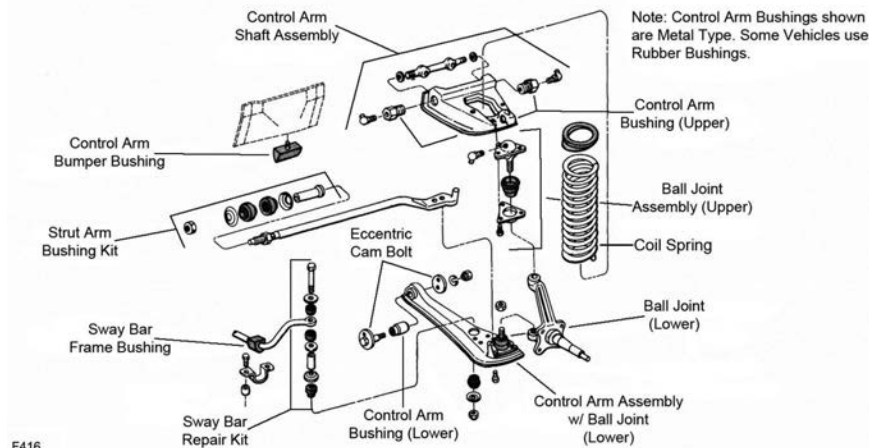


R310

Year	Model/Application	Part	P/C Qty	Figure
Control Arm Bushing Set				
1990-1979	(Contains Front And Rear Bushings)	Upper	K8637	2 R310
Leaf Spring Bolt				
1969-1968			K150355	2 R310
Leaf Spring Bolt Kit				
1965-1964			K150237	2 R310
Leaf Spring Shackle Bushing				
1973-1966		Upper Rear	K8797	2 R310

FORD-Mustang II

FRONT SUSPENSION



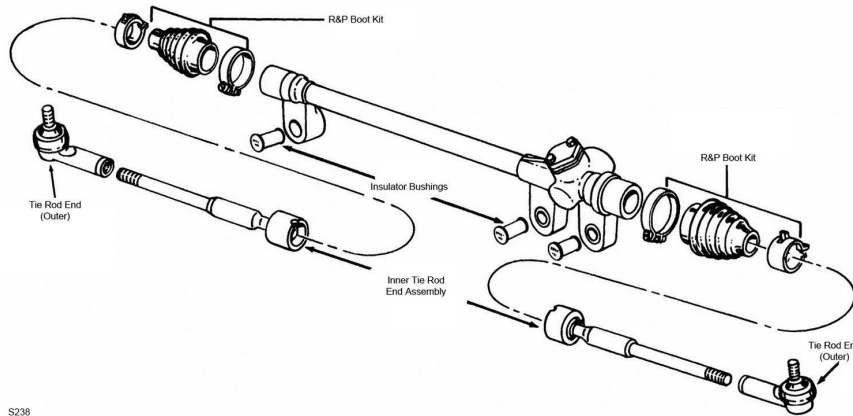
F416

Year	Model/Application	Part	P/C Qty	Figure
Ball Joint				
1978-1974	(Powdered Metal Gusher Brg. For Better Lubrication)	Upper	K8212 ‡	2 F416

FRONT SUSPENSION (Cont.)

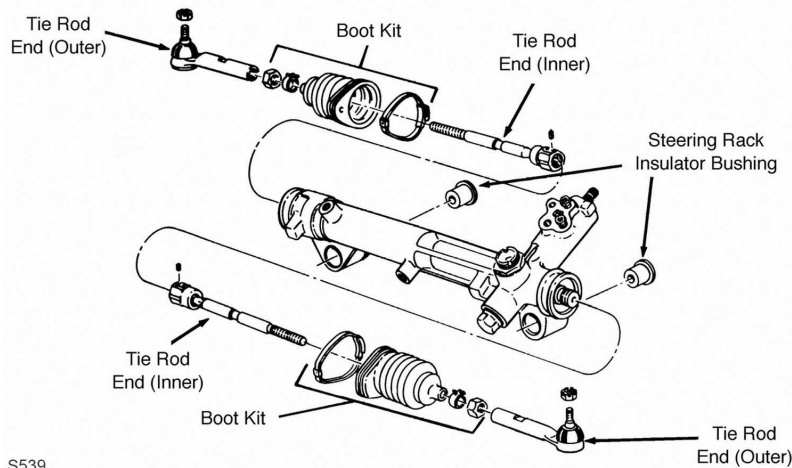
Year	Model/Application	Part	P/C Qty	Figure
Ball Joint				
1978-1974 (Cont.)	(Powdered Metal Gusher Brg. For Better Lubrication)	Lower	K8209 ‡	2 F416
Control Arm Bushing				
1978-1974		Lower	K8211	2 F416
Control Arm Bushing Set				
1978-1974	(Contains Front And Rear Bushings, Standard Design)	Upper	K8219	2 F416
Strut Rod Bushing				
1978-1974			K8196	1 F416
Sway Bar Bushing				
1978-1974	1" Sway Bar Diameter	To Frame	K5253	1 F416
Sway Bar Link				
1978-1974			K8229	2 F416

STEERING



S238

S238



S539

S539

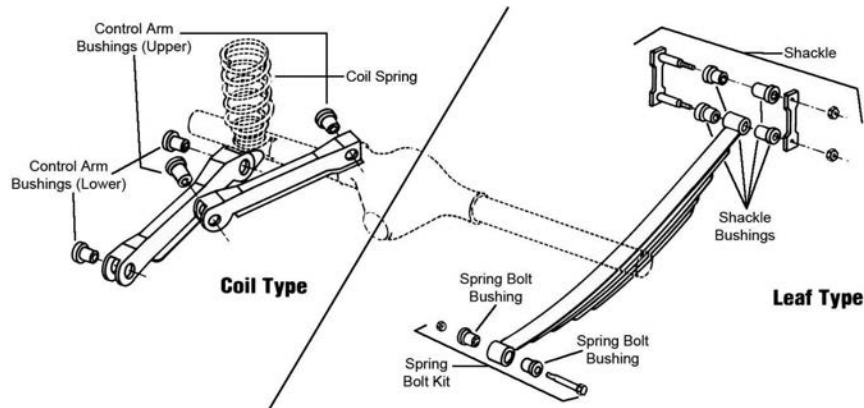
Year	Model/Application	Part	P/C Qty	Figure
Rack & Pinion Boot Kit				
1978-1974	Manual Steering		K9882	2 S238
	Power Steering, (High Temperature)	Left	K8441	1 S539
Steering Rack Insulator Bushing				
1978-1977	(1 Piece Design, Contains Left And Right Bushings)		K8263	1 S539
1976-1974	(Contains Left And Right Bushings)		K8262	1 S539
Tie Rod End				
1978	Manual Steering, (Powdered Metal Gusher Brg. For Better Lubrication)	Outer	ES429RL ‡	2 S238
1978-1977	Rack & Pinion Power, (Powdered Metal Gusher Brg. For Better Lubrication)	Outer	ES455RL ‡	2 S238
1978-1974	Rack & Pinion Power, (Full Ball Stud Provides 360 Degrees Of Smooth Rotation)	Inner	EV117 ‡	2 S238

FORD–Mustang II (Cont.)

STEERING (Cont.)

Year	Model/Application	Part	P/C Qty	Figure
Tie Rod End				
1977	Rack & Pinion Manual, (Powdered Metal Gusher Brg. For Better Lubrication)	Outer	ES429RL ‡	2 S238
1976-1974	(Powdered Metal Gusher Brg. For Better Lubrication)	Outer	ES429RL ‡	2 S238

REAR SUSPENSION

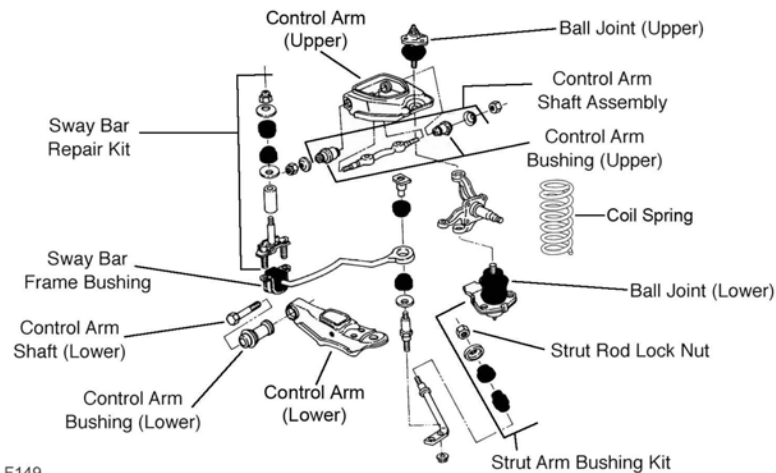


R310

Year	Model/Application	Part	P/C Qty	Figure
Leaf Spring Bolt				
1978-1974		Lower	K150355	2 R310
Leaf Spring Shackle Bushing				
1978-1974		Lower	K201008	4 R310

FORD–Pinto

FRONT SUSPENSION



F149

F149

Year	Model/Application	Part	P/C Qty	Figure
Ball Joint				
1980-1974	(Powdered Metal Gusher Brg. For Better Lubrication)	Lower	K8209 ‡	2 F149
1980-1971	(Powdered Metal Gusher Brg. For Better Lubrication)	Upper	K8212 ‡	2 F149
Control Arm Bushing				
1980-1974		Lower	K8211	2 F149
1973-1971	(Contains Front And Rear Bushings)	Upper	K8169	2 F149
Control Arm Bushing Set				
1980-1974	(Contains Front And Rear Bushings, Standard Design)	Upper	K8219	2 F149
Strut Rod Bushing				
1980-1971	(Improved Design)		K8196	1 F149
	(Standard Design)		K8183	1 F149

FRONT SUSPENSION (Cont.)

Year	Model/Application	Part	P/C Qty	Figure
------	-------------------	------	---------	--------

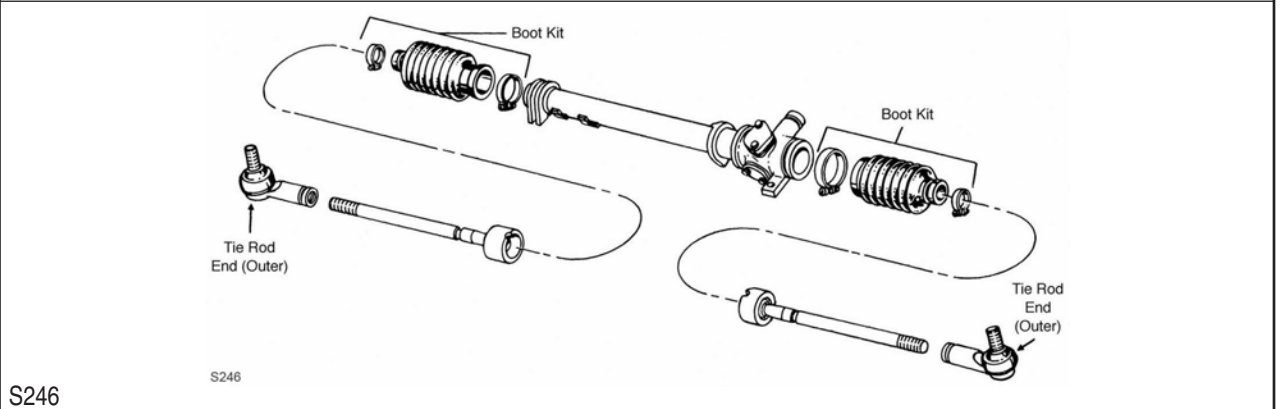
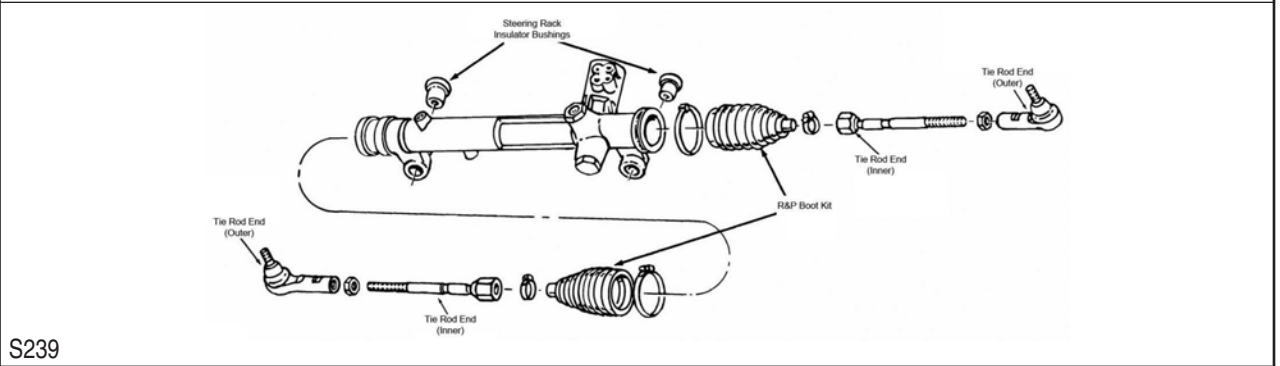
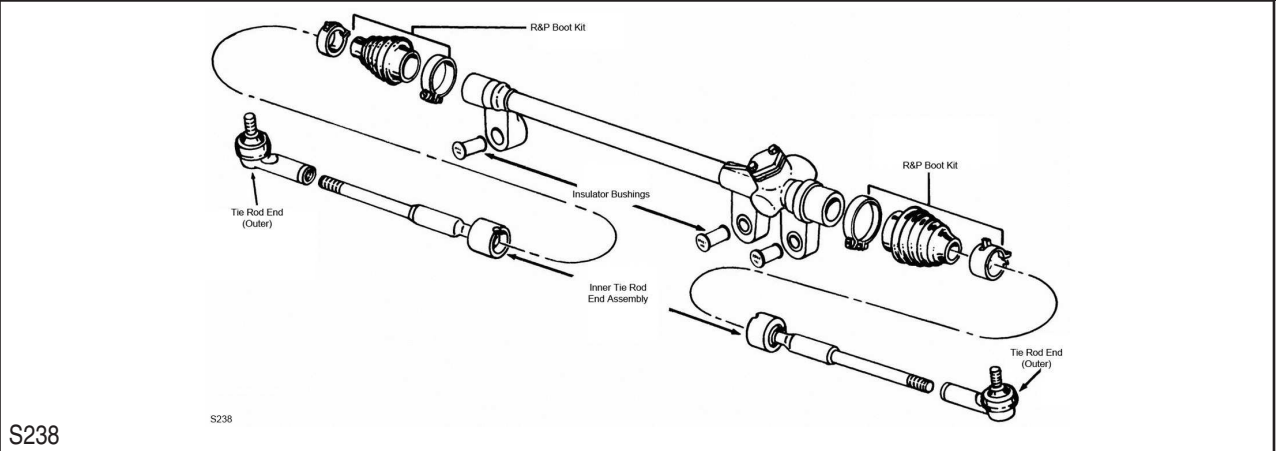
Sway Bar Bushing

1979-1972	1 1/16" Sway Bar Diameter, (Standard Design)	To Frame	K5227	1	F149
-----------	--	----------	-------	---	------

Sway Bar Link

1980-1974			K8229	2	F149
-----------	--	--	-------	---	------

STEERING



Year	Model/Application	Part	P/C Qty	Figure
------	-------------------	------	---------	--------

Rack & Pinion Boot Kit

1980-1975	Manual Steering		K8437	2	S238
	Power Steering, (High Temperature)	Left	K8441	1	S239
1974			K8437	2	S238
1973		Left	K8437	1	S246
1972-1971		Left	K9882	1	S246

Steering Rack Insulator Bushing

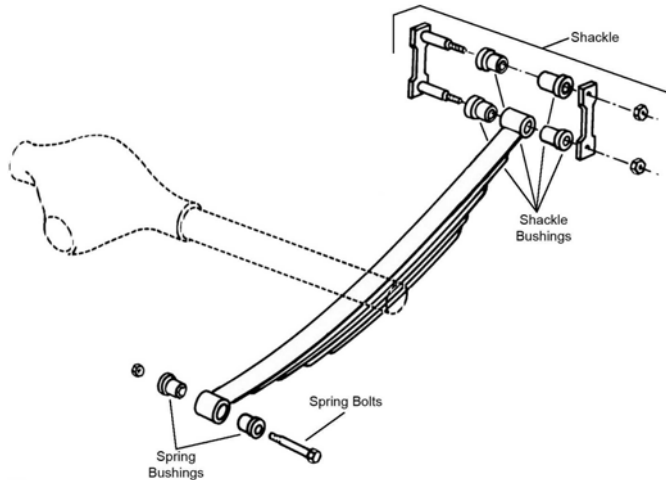
1980-1977	(1 Piece Design, Contains Left And Right Bushings)		K8263	1	S239
1976	From 3/1/76, (1 Piece Design, Contains Left And Right Bushings)		K8263	1	S239
	Thru 2/29/76, (Contains Left And Right Bushings)		K8262	1	S239
1975-1974	(Contains Left And Right Bushings)		K8262	1	S239

FORD-Pinto (Cont.)

STEERING (Cont.)

Year	Model/Application	Part	P/C Qty	Figure
Tie Rod End				
1980-1975	Rack & Pinion Power, (Powdered Metal Gusher Brg. For Better Lubrication)	Outer	ES455RL ‡	2 S239
	Rack & Pinion Power, (Full Ball Stud Provides 360 Degrees Of Smooth Rotation)	Inner	EV117 ‡	2 S239
1980-1974	Manual Steering, (Powdered Metal Gusher Brg. For Better Lubrication)	Outer	ES429RL ‡	2 S238
1973	Rack & Pinion Manual, (Powdered Metal Gusher Brg. For Better Lubrication)	Outer	ES429RL ‡	2 S246

REAR SUSPENSION

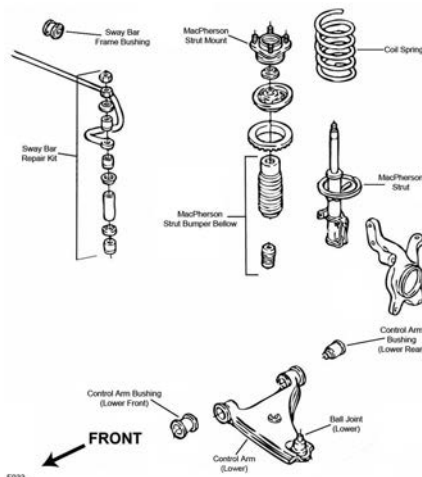


R309

Year	Model/Application	Part	P/C Qty	Figure
Leaf Spring Bolt				
1980-1974		Lower	K150355	2 R309
Leaf Spring Shackle Bushing				
1980-1974	1-7/8" Diameter		K201008	8 R309

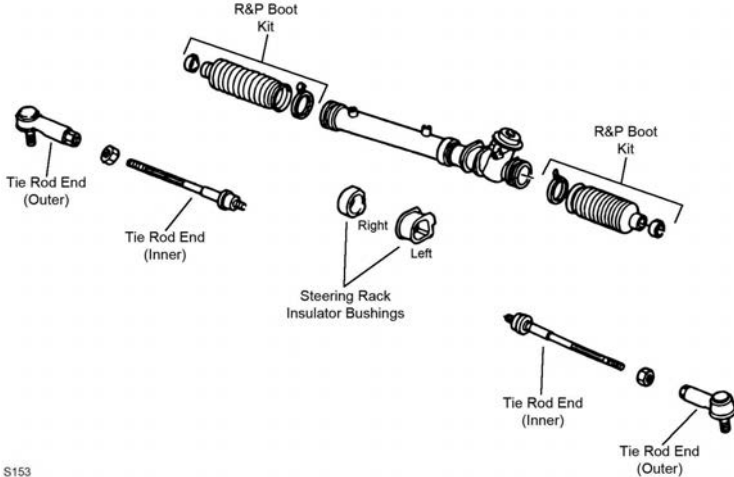
FORD-Probe

FRONT SUSPENSION



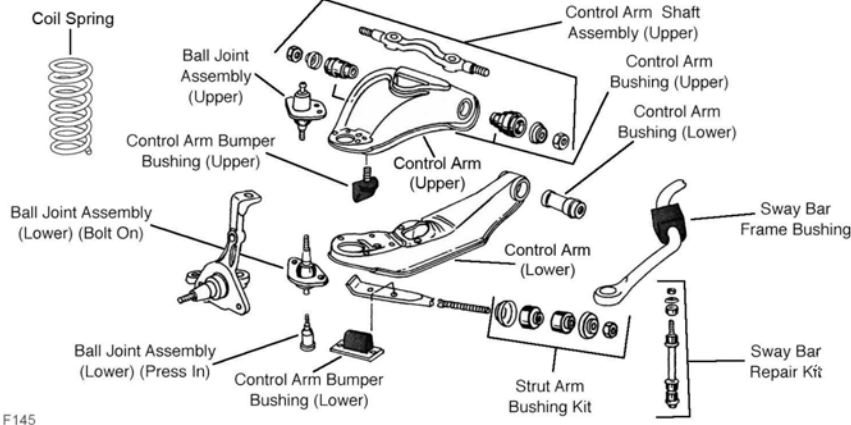
F033

Year	Model/Application	Part	P/C Qty	Figure
Ball Joint				
1990-1989	(Powdered Metal Gusher Brg. For Better Lubrication)	Lower	K9615 ‡	2 F033
Control Arm with Ball Joint				
1989	Naturally Aspirated, (R-Series)	Left Lower	RK620495	1 F033
	Naturally Aspirated, (R-Series)	Right Lower	RK620494	1 F033
Strut Bumper Bellows				
1990-1989	Electronic Dampening Control Suspension, (Replacement Type, Contains Bumper)		K90460	2 F033

FRONT SUSPENSION (Cont.)				
Year	Model/Application	Part	P/C Qty	Figure
Strut Mount				
1990-1989	Manual Transaxle, Except Electronic Suspension, (Contains Bearing) 4 Cyl, Automatic Transaxle, (Contains Bearing)	K9725 K8693	2 2	F033 F033
Strut Spring Seat				
1990	4 Cyl, GT, Automatic Transaxle V6 Cyl 134(2.2L), Turbocharged, GTS, Automatic Transaxle	Upper K8803 Upper K8993 Upper K8803	2 2 2	F033 F033 F033
1989	GT	Upper K8803	2	F033
Sway Bar Bushing				
1990-1989	134(2.2L), Naturally Aspirated	To Frame K9568	1	F033
Sway Bar Repair Kit				
1990-1989	134(2.2L), Naturally Aspirated, (Standard Design) 134(2.2L), Naturally Aspirated, 6-1/2" Length, (Includes Polyurethane Bushings And Solid Metal Sleeve For Enhanced Performance. Barrel Nut Allows For Easier Installation.)	K9226 K700534 ‡	2 2	F033 F033
STEERING				
 <p style="text-align: center;">S153</p>				
Rack & Pinion Boot Kit				
1990-1989	(Standard Design)	K9877	2	S153
Tie Rod End				
1990	From 7/90, (Powdered Metal Gusher Brg. For Better Lubrication) Thru 6/90, (Includes Sunoloy-Coated Metal Bearing To Combine Durability With Smooth Stud Swing)	Outer ES3168 ‡ Outer ES2281R ‡ Inner EV229 ‡	2 2 2	S153 S153 S153
	Thru 6/90, (Full Ball Stud Provides 360 Degrees Of Smooth Rotation) 134(2.2L), Naturally Aspirated, From 7/90, (Full Ball Stud Provides 360 Degrees Of Smooth Rotation)	Inner EV228 ‡ Inner EV229 ‡ Inner EV229 ‡	2 2 2	S153 S153 S153
	134(2.2L), Turbocharged, From 7/90, (Full Ball Stud Provides 360 Degrees Of Smooth Rotation) 183(3.0L), From 7/90, (Full Ball Stud Provides 360 Degrees Of Smooth Rotation)	Inner EV229 ‡ Inner EV229 ‡	2 2	S153 S153
1989	(Includes Sunoloy-Coated Metal Bearing To Combine Durability With Smooth Stud Swing) (Full Ball Stud Provides 360 Degrees Of Smooth Rotation)	Outer ES2281R ‡ Inner EV229 ‡	2 2	S153 S153
REAR SUSPENSION				
Strut Bumper Bellows				
1990-1989	Electronic Dampening Control Suspension, (Replacement Type, Contains Bumper)	K90460	2	
Strut Mount				
1990-1989	Except Electronic Suspension	K9652	2	
Sway Bar Repair Kit				
1990-1989	(Standard Design) 134(2.2L), Naturally Aspirated, 5" Length, (Includes Polyurethane Bushings And Solid Metal Sleeve For Enhanced Performance. Barrel Nut Allows For Easier Installation.)	K9231 K700530 ‡	2 2	

FORD-Ranch Wagon

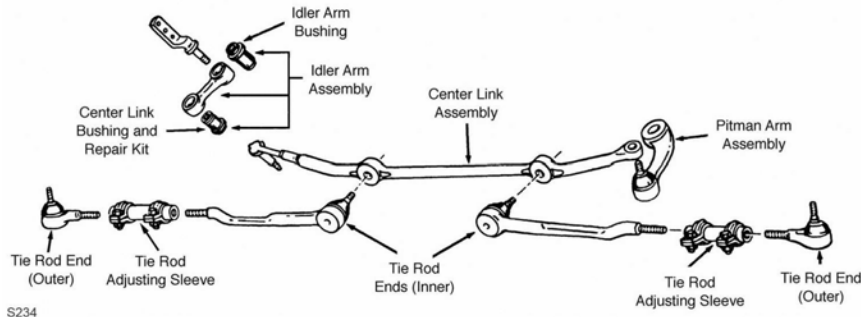
FRONT SUSPENSION



F145

Year	Model/Application	Part	P/C Qty	Figure	
Ball Joint					
1968-1965	(Press In Type, Powdered Metal Gusher Brg. For Better Lubrication)	Upper	K8212 ‡	2	F145
	(Bolt On Type, Powdered Metal Gusher Brg. For Better Lubrication)	Lower	K8059 ‡	2	F145
	(Press In Type, Powdered Metal Gusher Brg. For Better Lubrication)	Lower	K8197 ‡	2	F145
1962-1957	(Powdered Metal Gusher Brg. For Better Lubrication)	Upper	K8212 ‡	2	
Control Arm Bushing					
1968-1965	240(4.0L), (Contains Front And Rear Bushings)	Upper	K8083	2	F145
	240(4.0L)	Lower	K8082	2	F145
	289(4.7L), (Contains Front And Rear Bushings)	Upper	K8083	2	F145
	289(4.7L)	Lower	K8082	2	F145
	390(6.4L), (Contains Front And Rear Bushings)	Upper	K8083	2	F145
	390(6.4L)	Lower	K8082	2	F145
Control Arm Bushing Set					
1962-1960	(Contains Front And Rear Bushings)	Lower	K8068	2	
1956-1955	(Contains Front And Rear Bushings)	Upper	K321	1	
Control Arm with Ball Joint					
1968	(R-Series)	Upper	RK621369	2	
Sway Bar Bushing					
1968-1965		To Frame	K8204	1	F145
Sway Bar Repair Kit					
1962-1960	(Heavy Duty Design) 5.5" Length, (Includes Polyurethane Bushings And Solid Metal Sleeve For Enhanced Performance. Barrel Nut Allows For Easier Installation.)		K8989 ‡ K700528 ‡	2 1	

STEERING



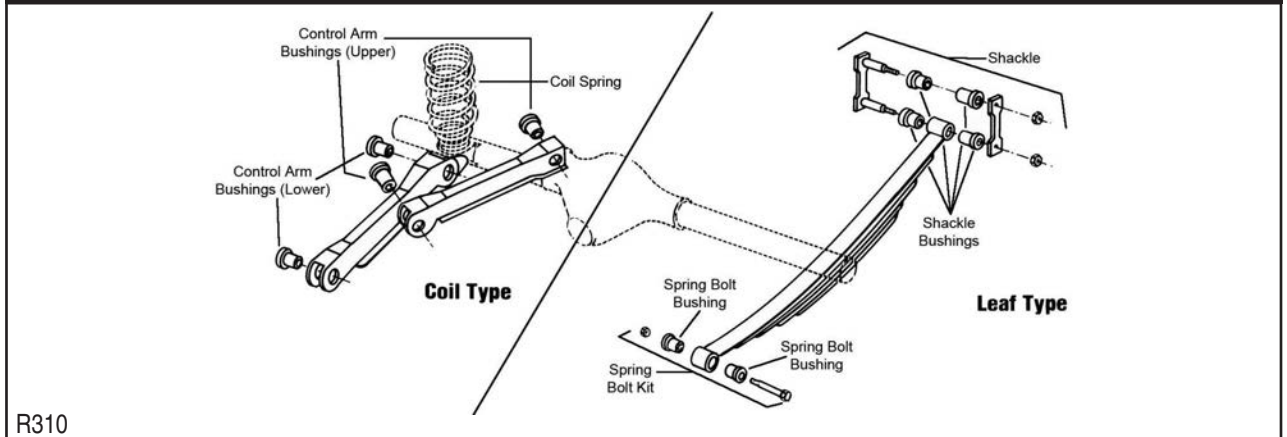
S234

Year	Model/Application	Part	P/C Qty	Figure	
Idler Arm					
1968-1965	240(4.0L), (Powdered Metal Gusher Brg. For Better Lubrication)		K8118 ‡	1	S234
	289(4.7L), (Powdered Metal Gusher Brg. For Better Lubrication)		K8118 ‡	1	S234
	390(6.4L), (Powdered Metal Gusher Brg. For Better Lubrication)		K8118 ‡	1	S234
Idler Arm Bushing					
1968-1965	240(4.0L), (For OE Design Idler Arm Only)	Center Link End	K8103	1	S234
	240(4.0L), (For OE Design Idler Arm Only)	Support End	K8094 ‡	1	S234
	289(4.7L), (For OE Design Idler Arm Only)	Center Link End	K8103	1	S234

(Cont.) Ranch Wagon-FORD

STEERING (Cont.)				
Year	Model/Application	Part	P/C Qty	Figure
Idler Arm Bushing				
1968-1965 (Cont.)	289(4.7L), (For OE Design Idler Arm Only)	Support End	K8094 ‡	1 S234
	390(6.4L), (For OE Design Idler Arm Only)	Center Link End	K8103	1 S234
	390(6.4L), (For OE Design Idler Arm Only)	Support End	K8094 ‡	1 S234
1962-1961	(For OE Design Idler Arm Only)	Center Link End	K8042	1
Tie Rod Adjusting Sleeve				
1968-1965	240(4.0L)		ES2032S	2 S234
	289(4.7L)		ES2032S	2 S234
	390(6.4L)		ES2032S	2 S234
1962-1955		ES2004S	2	
Tie Rod End				
1968-1965	(Powdered Metal Gusher Brg. For Better Lubrication)	Outer	ES351RL ‡	2 S234
1962-1961	(Powdered Metal Gusher Brg. For Better Lubrication)	Outer	ES285RL ‡	2
1960-1955	3.22" Length, (Powdered Metal Gusher Brg. For Better Lubrication)	Outer	ES416L ‡	2

REAR SUSPENSION



R310

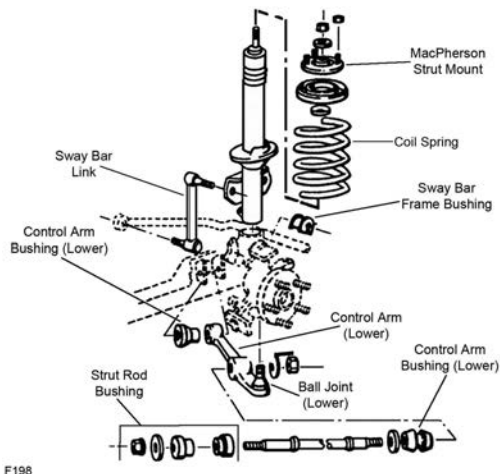
Year	Model/Application	Part	P/C Qty	Figure
Control Arm Bushing				
1968-1967	Except Police, (Contains Front And Rear Bushings)	Upper	K8136	2 R310

Super Deluxe-FORD

FRONT SUSPENSION				
Year	Model/Application	Part	P/C Qty	Figure
King Bolt Set				
1948-1946	.8120" X 5.860", (Contains Metal Bushing)		8350B	1
	.822" X 5.860", (Contains Metal Bushing, Oversize, One Keyway)		8440B	1
1942	.8120" X 5.860", (Contains Metal Bushing)		8350B	1
	.822" X 5.860", (Contains Metal Bushing, Oversize, One Keyway)		8440B	1
STEERING				
Year	Model/Application	Part	P/C Qty	Figure
Tie Rod End				
1948-1946	3.22" Length, (Powdered Metal Gusher Brg. For Better Lubrication)	Left Outer	ES416L ‡	1
	3.22" Length, (Powdered Metal Gusher Brg. For Better Lubrication)	Right Outer	ES416R ‡	1
	3.22" Length, (Powdered Metal Gusher Brg. For Better Lubrication)	Drag Link End	ES416L ‡	1
1942-1941	3.22" Length, (Powdered Metal Gusher Brg. For Better Lubrication)	Left Outer	ES416L ‡	1
	3.22" Length, (Powdered Metal Gusher Brg. For Better Lubrication)	Right Outer	ES416R ‡	1
	3.22" Length, (Powdered Metal Gusher Brg. For Better Lubrication)	Drag Link End	ES416L ‡	1

FORD-Taurus

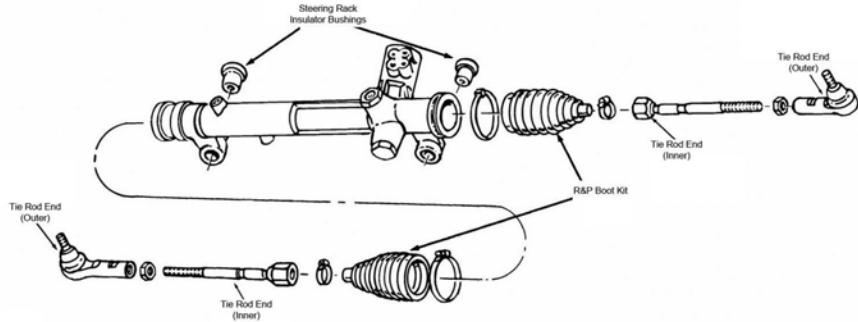
FRONT SUSPENSION



F198

Year	Model/Application	Part	P/C Qty	Figure	
Control Arm Bushing					
1990-1986	(1 Piece Design, Original Equipment Type)	Arm To Frame, Lower	2	F198	
	(2 Piece Design, Design Allows Ease Of Installation)	Arm To Strut Rod, Lower	2	F198	
		Arm To Strut Rod, Lower	2	F198	
Control Arm with Ball Joint					
1990-1989	GL, L, LX, (Contains Bushing, Powdered Metal Gusher Brg. For Better Lubrication)	Left Lower	CK8427 ‡	1	F198
	GL, L, LX, (R-Series)	Left Lower	RK8427	1	F198
	GL, L, LX, (Contains Bushing, Powdered Metal Gusher Brg. For Better Lubrication)	Right Lower	CK8425 ‡	1	F198
	GL, L, LX, (R-Series)	Right Lower	RK8425	1	F198
	SHO, (Contains Bushing, Powdered Metal Gusher Brg. For Better Lubrication)	Left Lower	CK8577 ‡	1	F198
	SHO, (R-Series)	Left Lower	RK8577	1	F198
	SHO, (Contains Bushing, Powdered Metal Gusher Brg. For Better Lubrication)	Right Lower	CK8579 ‡	1	F198
	SHO, (R-Series)	Right Lower	RK8579	1	F198
1988-1986	(Contains Bushing, Powdered Metal Gusher Brg. For Better Lubrication)	Right Lower	CK8425 ‡	1	F198
	(R-Series)	Right Lower	RK8425	1	F198
	GL, L, LX, MT5, (Contains Bushing, Powdered Metal Gusher Brg. For Better Lubrication)	Left Lower	CK8427 ‡	1	F198
	GL, L, LX, MT5, (R-Series)	Left Lower	RK8427	1	F198
Strut and Spring Assembly					
1990-1986	(Coated For Corrosion Resistance, Contains Lower Mounting Hardware)		ST8501 ‡	2	F198
Strut Bumper Bellows					
1990-1986	Except Electronic Suspension, (OE Material For Strut Performance And Longevity, Contains Bumper)		K90462 ‡	2	F198
Strut Mount					
1990-1986	(Contains Bearing)		K8630	2	F198
Strut Rod Bushing Kit					
1990-1986	(Improved Design, No Need To Replace Cross Member)	To Frame	K8516 ‡	1	F198
	(No Need To Replace Cross Member)	To Frame	K8526 ‡	1	F198
Strut Spring Seat					
1990-1989		Lower	K80147	2	F198
1990-1986		Upper	K8997	2	F198
1988	From 5/88	Lower	K80147	2	F198
Suspension Crossmember Repair Kit					
1990-1986	(No Need To Replace Cross Member)		K8737 ‡	2	
Sway Bar Bushing					
1990	25mm Sway Bar Diameter	To Frame	K80019	1	F198
1990-1989	24mm Sway Bar Diameter	To Frame	K80018	1	F198
1990-1986	19mm Sway Bar Diameter	To Frame	K8787	1	F198
	20.5mm Sway Bar Diameter, (Split Design For Easier Installation)	To Frame	K8794 ‡	1	F198
	22mm Sway Bar Diameter	To Frame	K8802	1	F198
Sway Bar Link					
1990-1986	(Powdered Metal Gusher Brg. For Better Lubrication)		K8702 ‡	2	F198
Wheel Hub Repair Kit					
1990-1986			520000	2	

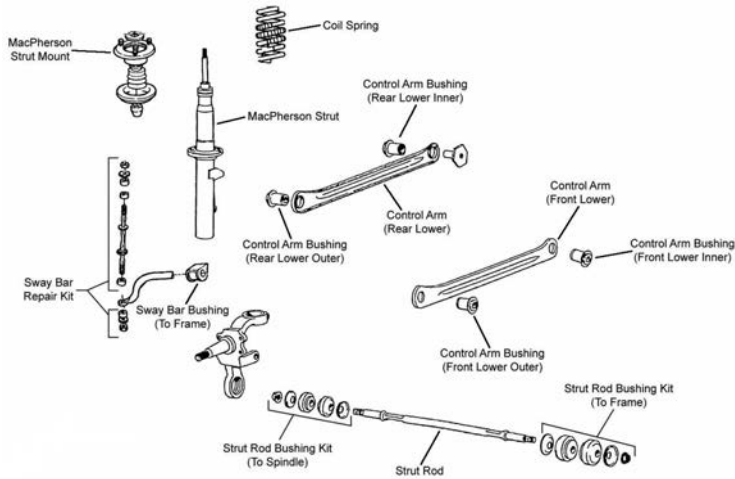
STEERING



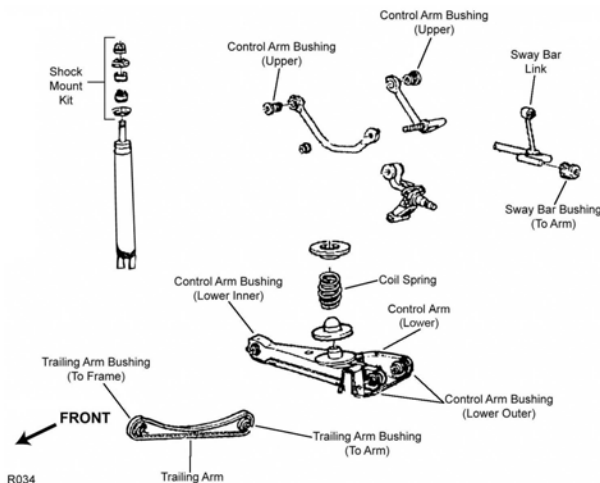
S239

Year	Model/Application	Part	P/C Qty	Figure	
Tie Rod End					
1990-1986	(Powdered Metal Gusher Brg. For Better Lubrication) (Full Ball Stud Provides 360 Degrees Of Smooth Rotation)	Outer Inner	ES2513RL ‡ EV127 ‡	2 2	S239 S239

REAR SUSPENSION



R032



R034

Year	Model/Application	Part	P/C Qty	Figure	
Control Arm Bushing					
1990-1986	4 Dr. Station Wagon	Upper	K8415	2	R034
Shock Hardware Kit					
1990-1986	4 Dr. Station Wagon	Upper	K8774	2	R034
Strut and Spring Assembly					
1990-1986	4 Dr. Sedan, (Coated For Corrosion Resistance, Contains Lower Mounting Hardware)		ST8502 ‡	2	R032

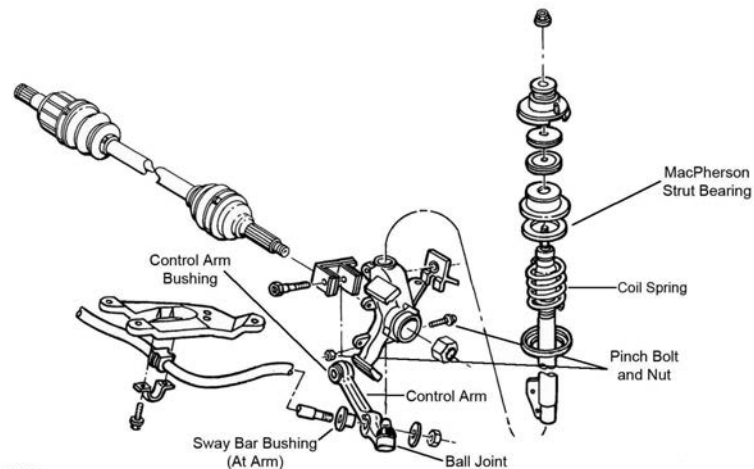
FORD-Taurus (Cont.)

REAR SUSPENSION (Cont.)

Year	Model/Application	Part	P/C Qty	Figure
Strut Bumper Bellows				
1990-1986	4 Dr. Sedan, (OE Material For Strut Performance And Longevity, Contains Bumper)	K90462 ‡	2	R032
Strut Mount				
1990-1989	GL, L, LX, 4 Dr. Sedan, Police SHO, 4 Dr. Sedan	K8636 K8636	2 2	R032 R032
1988-1986	4 Dr. Sedan, Police	K8636	2	R032
Strut Rod Bushing				
1990-1986	4 Dr. Sedan, (Contains Thermoplastic Bushing)	To Frame K8675 ‡	2	R032
	4 Dr. Sedan, (Contains Thermoplastic Bushing)	To Spindle K8649 ‡	2	R032
Strut Spring Seat				
1990-1989	GL, L, LX, 4 Dr. Sedan, Except Police	Upper K8999	2	R032
1990-1986	4 Dr. Sedan	Lower K80146	2	R032
1988-1986	GL, L, LX, MT5, 4 Dr. Sedan, Except Police	Upper K8999	2	R032
Sway Bar Bushing				
1990-1986	4 Dr. Sedan, 18mm Sway Bar Diameter	To Frame K8650	1	R032
	4 Dr. Sedan, 19mm Sway Bar Diameter	To Frame K8650	1	R032
	4 Dr. Sedan, 25mm To 26mm Sway Bar Diameter	To Frame K8761	1	R032
	4 Dr. Station Wagon, .590" Sway Bar Diameter	To Frame K80047	1	R034
Sway Bar Link				
1990-1988	232(3.8L), 4 Dr. Station Wagon	K8806	2	R034
1990-1986	183(3.0L), 4 Dr. Station Wagon	K8806	2	R034
Sway Bar Repair Kit				
1990-1986	4 Dr. Sedan, (Contains Rubber Bushings, Original Equipment Type)	K700055	2	R032
	4 Dr. Sedan, (Heavy Duty Design)	K3124	2	R032
	4 Dr. Sedan, (Includes Polyurethane Bushings And Solid Metal Sleeve For Enhanced Performance. Barrel Nut Allows For Easier Installation.)	K700541 ‡	2	R032
	4 Dr. Sedan, (Standard Design)	K8805	2	R032
Wheel Hub & Bearing Assembly				
1990	Rear Disc	512105	2	
	Rear Drum	512106	2	

FORD-Tempo

FRONT SUSPENSION



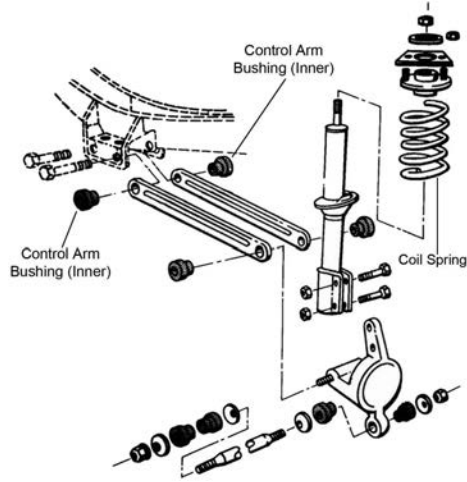
F175

Year	Model/Application	Part	P/C Qty	Figure
Control Arm Bushing				
1990-1985	(1 Piece Design)	Lower K8417	2	F175
1990-1984	(2 Piece Design, Design Allows Ease Of Installation)	Lower K8612 ‡	2	F175
		Lower Outer K8436	2	F175
1984	From 8/83, (1 Piece Design)	Lower K8417	2	F175
Control Arm with Ball Joint				
1990-1985	(Contains Bushing, Powdered Metal Gusher Brg. For Better Lubrication)	Left Lower CK8423 ‡	1	F175
	(R-Series)	Left Lower RK8423	1	F175
	(R-Series)	Right Lower RK8421	1	F175

FRONT SUSPENSION (Cont.)					
Year	Model/Application	Part	P/C Qty	Figure	
Control Arm with Ball Joint					
1984	From 8/83, (Contains Bushing, Powdered Metal Gusher Brg. For Better Lubrication) From 8/83, (R-Series) From 8/83, (R-Series)	Left Lower Left Lower Right Lower	CK8423 ‡ RK8423 RK8421	1 1 1	F175 F175 F175
Strut Bumper Bellows					
1990-1986	(OE Material For Strut Performance And Longevity, Contains Bumper)		K90462 ‡	2	F175
1985	From 3/85, (OE Material For Strut Performance And Longevity, Contains Bumper) Thru 1/85, (Replacement Type, Contains Bumper)		K90462 ‡ K90460	2 2	F175 F175
1984	(Replacement Type, Contains Bumper)		K90460	2	F175
Strut Mount					
1990-1984	(Contains Bearing) Plus or Minus 1-1/4 Degree		K8638 K8574 ‡	2 2	F175 F175
Sway Bar Bushing					
1990-1985	(2 Piece Bushing)	To Arm	K8763 ‡	2	F175
1990-1984	1.10" Sway Bar Diameter 1.18" Sway Bar Diameter	To Frame To Frame	K8410 K80070	1 1	F175 F175
1984	From 8/1/83, (2 Piece Bushing)	To Arm	K8763 ‡	2	F175
Wheel Hub Repair Kit					
1990-1984			518503	2	
STEERING					
S275					
Year	Model/Application	Part	P/C Qty	Figure	
Rack & Pinion Boot Kit					
1985	Except Internally Threaded Racks Stamped smc-aw, Manual Steering, Thru 6/85	Left	K8581	1	S275
1985-1984	Externally Threaded Racks, Manual Steering Externally Threaded Racks, Manual Steering	Left Right	K9882 K9326	1 1	S275 S275
Steering Rack Insulator Bushing					
1990	(Contains Left And Right Bushings)		K8461	1	S275
1989-1987	1 Piece Design Rack & Pinion, (Contains Left And Right Bushings)		K8461	1	S275
1986-1984	Manual Steering, (Contains Left And Right Bushings) Power Steering, (Contains Left And Right Bushings)	Right Right	K8419 K8339	1 1	S275 S275
Tie Rod End					
1990	Rack & Pinion Power, From 5/90, (Full Ball Stud Provides 360 Degrees Of Smooth Rotation) Rack & Pinion Power, Thru 5/90, (Full Ball Stud Provides 360 Degrees Of Smooth Rotation)	Inner Inner	EV264 ‡ EV118 ‡	2 2	S275 S275
1990-1984	(Powdered Metal Gusher Brg. For Better Lubrication)	Outer	ES2153RL ‡	2	S275
1989-1984	Rack & Pinion Power, (Full Ball Stud Provides 360 Degrees Of Smooth Rotation)	Inner	EV118 ‡	2	S275
1986	Rack & Pinion Manual, (Full Ball Stud Provides 360 Degrees Of Smooth Rotation)	Inner	EV125 ‡	2	S275
1985	Rack & Pinion Manual, Externally Threaded Racks, Thru 6/85, (Full Ball Stud Provides 360 Degrees Of Smooth Rotation) Rack & Pinion Manual, From 6/85, Internally Threaded Racks, (Full Ball Stud Provides 360 Degrees Of Smooth Rotation)	Inner Inner	EV120 ‡ EV125 ‡	2 2	S275 S275
1984	Rack & Pinion Manual, (Full Ball Stud Provides 360 Degrees Of Smooth Rotation)	Inner	EV120 ‡	2	S275

FORD-Tempo (Cont.)

REAR SUSPENSION

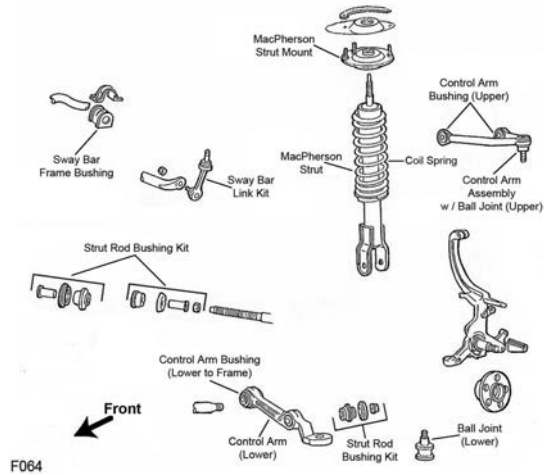


R341

Year	Model/Application	Part	P/C Qty	Figure
Control Arm Bushing Set				
1990-1984	(Contains Front And Rear Bushings)	Lower	K8819	2 R341
Strut Bumper Bellows				
1990-1984	(OE Material For Strut Performance And Longevity, Contains Bumper)		K90462 ‡	2 R341
Strut Mount				
1990-1984	(Mount Only)		K8586	2 R341
Strut Rod Bushing				
1990-1984	(Contains Thermoplastic Bushing)	To Frame And Spindle	K8649 ‡	2 R341
Strut Spring Seat				
1990-1984	(Contains Isolator Only)	Upper	K8996	2 R341

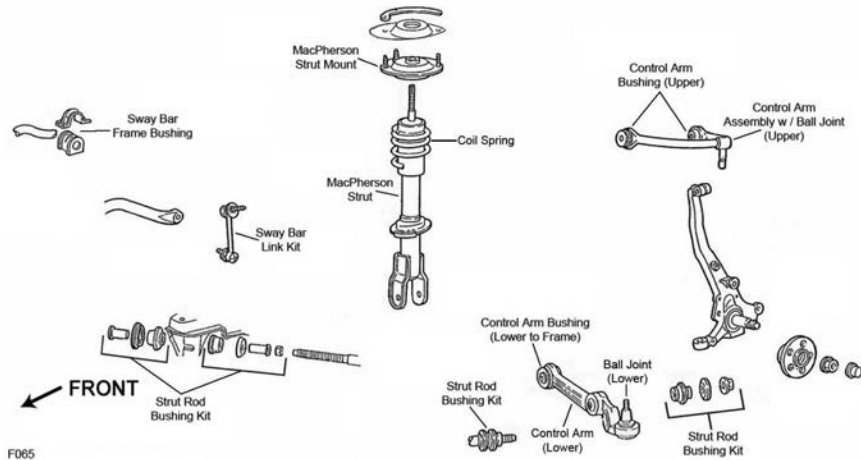
FORD-Thunderbird

FRONT SUSPENSION

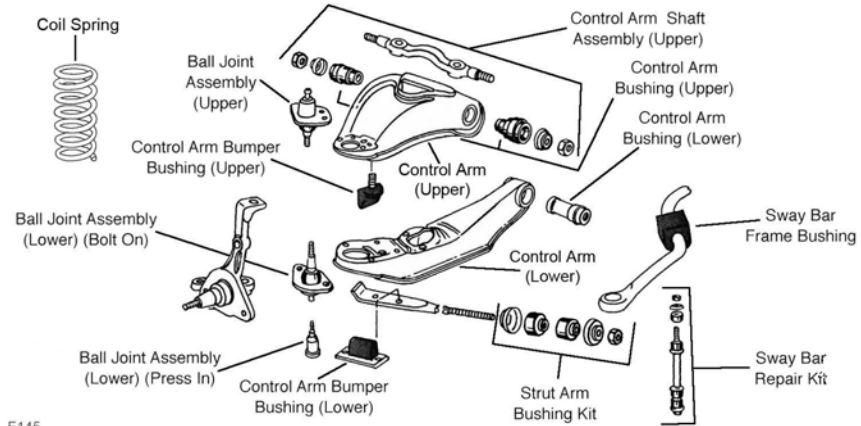


F064

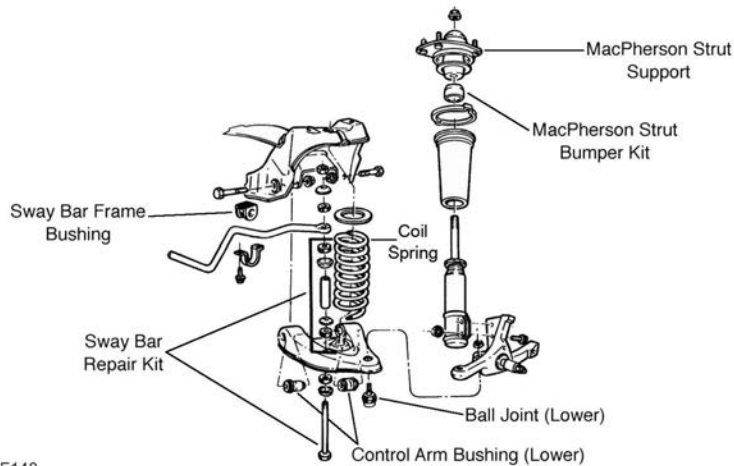
FRONT SUSPENSION (Cont.)



F065



F145



F148

Year	Model/Application	Part	P/C Qty	Figure
Ball Joint				
1990-1989	(Powdered Metal Gusher Brg. For Better Lubrication)	Lower	K8477 ‡	2 F064
1988-1980	(Powdered Metal Gusher Brg. For Better Lubrication)	Lower	K8259 ‡	2 F148
1979-1967	(Powdered Metal Gusher Brg. For Better Lubrication) (Press In Type, Powdered Metal Gusher Brg. For Better Lubrication)	Upper	K8212 ‡	2 F145
		Lower	K8197 ‡	2 F145
1972-1967	(Bolt On Type, Powdered Metal Gusher Brg. For Better Lubrication)	Lower	K8059 ‡	2 F145
1960-1958	(Powdered Metal Gusher Brg. For Better Lubrication)	Upper	K8212 ‡	2
Control Arm Bushing				
1990-1989	(Contains Front And Rear Bushings)	Upper	K8706	2 F064

FORD-Thunderbird (Cont.)

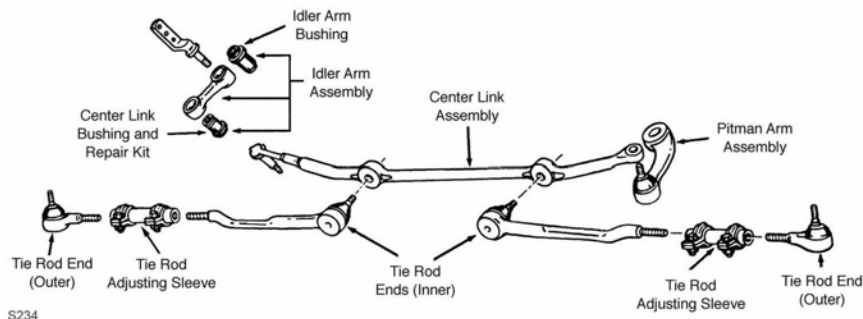
FRONT SUSPENSION (Cont.)

Year	Model/Application	Part	P/C Qty	Figure	
Control Arm Bushing					
1990-1989 (Cont.)		Lower To Frame	K8766	2	F064
		Strut To Arm, Lower	K8604	2	F064
1986-1980	Except Handling Package, 1.970" Outside Diameter, (Contains Front And Rear Bushings, Standard Design)	Lower Rear	K8289	2	F148
1979-1973	(Contains Front And Rear Bushings)	Upper	K8202	2	F145
1979-1967		Lower	K8082	2	F145
1972	From 3/15/72, 1.82" Length, (Contains Front And Rear Bushings) Thru 3/14/72, 1.51" Length, (Contains Front And Rear Bushings)	Upper	K8202	2	F145
		Upper	K8083	2	F145
1971-1967	(Contains Front And Rear Bushings)	Upper	K8083	2	F145
Control Arm Bushing Set					
1988-1987	(Contains Front And Rear Bushings)	Lower	K8495	2	F148
1957-1956	(Contains Front And Rear Bushings)	Upper	K321	1	
Control Arm with Ball Joint					
1990-1989	(Contains Bushing, Powdered Metal Gusher Brg. For Better Lubrication) (R-Series)	Left Upper	CK8596 ‡	1	F064
		Left Upper	RK8596	1	F064
	(Contains Bushing, Powdered Metal Gusher Brg. For Better Lubrication) (R-Series)	Right Upper	CK8598 ‡	1	F064
		Right Upper	RK8598	1	F064
	Except Auto Adjusting Suspension, (Contains Arm To Frame Bushing, Contains Arm To Strut Bushing, Powdered Metal Gusher Brg. For Better Lubrication)	Left Lower	CK80053 ‡	1	F064
		Left Lower	RK80053	1	F064
	Except Auto Adjusting Suspension, (Contains Arm To Frame Bushing, Contains Arm To Strut Bushing, Powdered Metal Gusher Brg. For Better Lubrication)	Right Lower	CK80055 ‡	1	F064
		Right Lower	RK80055	1	F064
Strut Bumper Bellows					
1990-1989	Except Electronic Dampening Control Suspension, (OE Material For Strut Performance And Longevity, Contains Bumper)		K90462 ‡	2	F064
1988-1980	Except Electronic Dampening Control Suspension, (OE Material For Strut Performance And Longevity, Contains Bumper)		K90462 ‡	2	F148
Strut Mount					
1990-1989	LX, STD, (Bearing Not Included)		K8632	2	F064, F065
Strut Mounting Kit					
1988-1980			K8640	2	F148
Strut Rod Bushing Kit					
1990-1989	(Contains Thermoplastic Bushing) (Improved Design)	To Arm	K8680 ‡	1	F064
		To Frame	K8659	1	F064
1979-1972	(Improved Design)		K8207	1	F145
Strut Spring Seat					
1990-1989	LX, STD, Super Coupe, Except Auto Adjusting Suspension	Lower	K80921	2	F064, F065
Sway Bar Bushing					
1990-1989	1.06" Sway Bar Diameter	To Frame	K8752	1	F064
	1.09" Or 1.10" Sway Bar Diameter	To Frame	K8756	1	F064
	1.12" Or 1.14" Sway Bar Diameter	To Frame	K8757	1	F064
1988-1983	1" Sway Bar Diameter	To Frame	K80092	1	F148
	1-3/16" Sway Bar Diameter	To Frame	K80095	1	F148
	1-5/16" Sway Bar Diameter, (Split Design For Easier Installation)	To Frame	K80097 ‡	1	F148
1988-1980	1-1/16" Sway Bar Diameter	To Frame	K80093	1	F148
	1-1/8" Sway Bar Diameter	To Frame	K80094	1	F148
	3/4" Sway Bar Diameter	To Frame	K80088	1	F148
	7/8" Sway Bar Diameter	To Frame	K80090	1	F148
1971-1967		To Frame	K8204	1	F145
1966-1958	(Standard Design)	To Frame	K5227	1	
1957-1955		To Frame	K8204	1	
Sway Bar Link					
1990-1989	(Powdered Metal Gusher Brg. For Better Lubrication)		K8633 ‡	2	F064
Sway Bar Repair Kit					
1988-1987	(Standard Design) 7-1/4" Length, (Includes Polyurethane Bushings And Solid Metal Sleeve For Enhanced Performance. Barrel Nut Allows For Easier Installation.)		K8265	2	F148
			K700538 ‡	2	F148
1988-1983	(Optional Performance)		K8988	2	F148
1986-1983	(OEM Type) 7-1/4" Length, (Includes Polyurethane Bushings And Solid Metal Sleeve For Enhanced Performance. Barrel Nut Allows For Easier Installation.)		K5254	2	F148
			K700538 ‡	2	F145

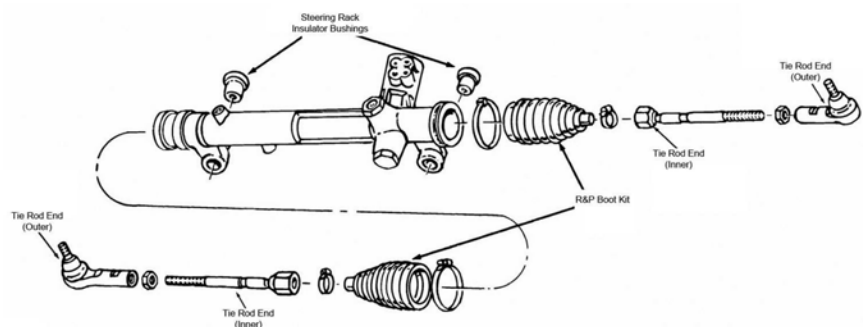
FRONT SUSPENSION (Cont.)

Year	Model/Application	Part	P/C Qty	Figure
Sway Bar Repair Kit				
1982-1980	(Includes Polyurethane Bushings And Solid Metal Sleeve For Enhanced Performance. Barrel Nut Allows For Easier Installation.) (Standard Design)	K700539 ‡ K8265	2 2	F148 F148
1979-1971	(Heavy Duty Design) (Includes Polyurethane Bushings And Solid Metal Sleeve For Enhanced Performance. Barrel Nut Allows For Easier Installation.) (Standard Design)	K6629 ‡ K700535 ‡ K8266	2 2 2	F145 F145 F145
1972-1969	(OEM Type) (Optional Performance) 7-1/4" Length, (Includes Polyurethane Bushings And Solid Metal Sleeve For Enhanced Performance. Barrel Nut Allows For Easier Installation.)	K5254 K8988 K700538 ‡	2 2 2	F145 F145 F145
1970-1961	(Standard Design) 6-1/2" Length, (Includes Polyurethane Bushings And Solid Metal Sleeve For Enhanced Performance. Barrel Nut Allows For Easier Installation.)	K6217 K700534 ‡	2 2	F145 F145
1960-1958	(Includes Polyurethane Bushings And Solid Metal Sleeve For Enhanced Performance. Barrel Nut Allows For Easier Installation.) (Standard Design)	K700525 ‡ K9224	2 2	
Wheel Hub & Bearing Assembly				
1990-1989	4 Wheel ABS Non ABS	513076 513077	2 2	

STEERING



S234



S239

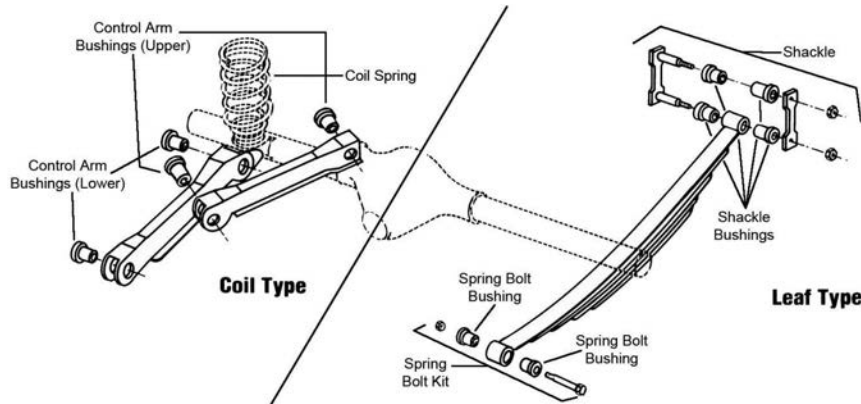
Year	Model/Application	Part	P/C Qty	Figure
Idler Arm				
1979-1972	(Powdered Metal Gusher Brg. For Better Lubrication)	K8185 ‡	1	S234
1968-1967	(Powdered Metal Gusher Brg. For Better Lubrication)	K8118 ‡	1	S234
Idler Arm Bushing				
1979-1972	(For OE Design Idler Arm Only)	Center Link End K8103	1	S234
1979-1967	(For OE Design Idler Arm Only)	Support End K8094 ‡	1	S234
1968-1967	(For OE Design Idler Arm Only)	Center Link End K8103	1	S234
1961	Thru 4/3/61, 1.44" Flange Outside Diameter, (Pivot Bushing)	Support End K8826	1	
Pitman Arm				
1979-1977	Power Steering, (Greaseable Socket Reduces Corrosion/Wear)	K8256 ‡	1	S234
1976-1972	Power Steering, (Greaseable Socket Reduces Corrosion/Wear)	K8217 ‡	1	S234
1971-1969	Power Steering, (Greaseable Socket Reduces Corrosion/Wear)	K8145 ‡	1	S234
Rack & Pinion Boot Kit				
1988-1980	1 Piece Design Rack & Pinion	K8439	2	S239

FORD-Thunderbird (Cont.)

STEERING (Cont.)

Year	Model/Application	Part	P/C Qty	Figure	
Rack & Pinion Boot Kit					
1988-1980 (Cont.)	Ford Design, Power Steering	K8767	2	S239	
Steering Rack Insulator Bushing					
1990-1989	(1 Piece Design, Contains Left And Right Bushings)	K8263	1	S239	
1988-1985	(2 Piece Design, Contains Left And Right Bushings)	K8422	1	S239	
1985-1980	(1 Piece Design, Contains Left And Right Bushings)	K8263	1	S239	
Tie Rod Adjusting Sleeve					
1979-1972		ES426S	2	S234	
1971-1967		ES2032S	2	S234	
1966-1961		ES2004S	2		
Tie Rod End					
1990-1989	(Powdered Metal Gusher Brg. For Better Lubrication) (Full Ball Stud Provides 360 Degrees Of Smooth Rotation)	Outer Inner	ES3004RL ‡ EV127 ‡	2 2	S239 S239
1988-1982	(Powdered Metal Gusher Brg. For Better Lubrication)	Outer	ES2150RL ‡	2	S239
1988-1980	(Full Ball Stud Provides 360 Degrees Of Smooth Rotation)	Inner	EV117 ‡	2	S239
1981-1980	(Powdered Metal Gusher Brg. For Better Lubrication)	Outer	ES2128RL ‡	2	S239
1979-1974	(Powdered Metal Gusher Brg. For Better Lubrication)	Inner	DS820 ‡	2	S234
1979-1972	(Powdered Metal Gusher Brg. For Better Lubrication)	Outer	ES435RL ‡	2	S234
1973-1972	(Powdered Metal Gusher Brg. For Better Lubrication)	Inner	DS802 ‡	2	S234
1971-1969	(Powdered Metal Gusher Brg. For Better Lubrication)	Outer	ES379RL ‡	2	S234
1971-1967	(Powdered Metal Gusher Brg. For Better Lubrication)	Inner	ES727 ‡	2	S234
1968-1967	(Powdered Metal Gusher Brg. For Better Lubrication)	Outer	ES351RL ‡	2	S234
1966-1965	(Powdered Metal Gusher Brg. For Better Lubrication)	Inner	ES724 ‡	2	
1960-1956	3.22" Length, (Powdered Metal Gusher Brg. For Better Lubrication)	Outer	ES416L ‡	2	

REAR SUSPENSION



R310

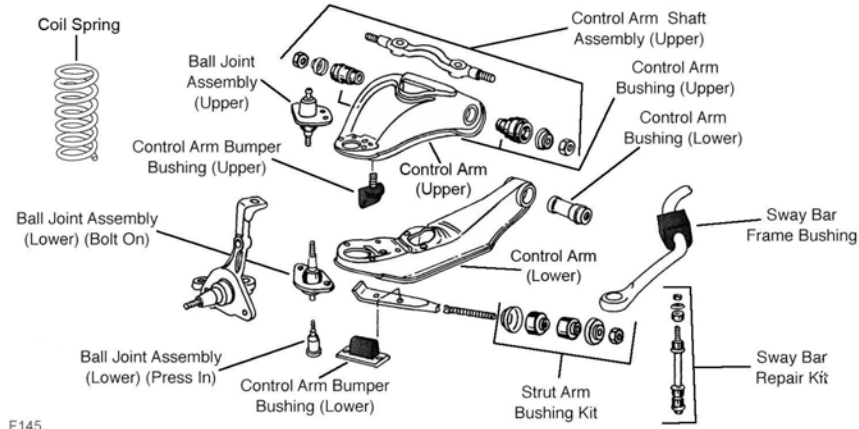
Year	Model/Application	Part	P/C Qty	Figure	
Control Arm Bushing					
1990-1989		Arm To Frame Upper Arm To Knuckle, Upper	K8562 K8588	2 2	
1971-1967	(Contains Front And Rear Bushings)	Upper	K8136	2	R310
Control Arm Bushing Set					
1990-1989	(Contains Front And Rear Bushings)	To Frame	K8658	2	
1988-1980	(Contains Front And Rear Bushings)	Upper	K8637	2	
1979-1977	(Contains Front And Rear Bushings)	Lower	K8135	1	R310
1971-1967	(Contains Front And Rear Bushings)	Lower	K8135	1	R310
Leaf Spring Bushing					
1961	(Split Type Bushing)	Fixed End	K7308	2	R310
1957-1956		Fixed End	K200948	2	R310
Leaf Spring Shackle Bushing					
1963-1961			K200959	8	R310
Sway Bar Bushing					
1990-1989	23.5mm Sway Bar Diameter	To Frame	K8799	1	

REAR SUSPENSION (Cont.)

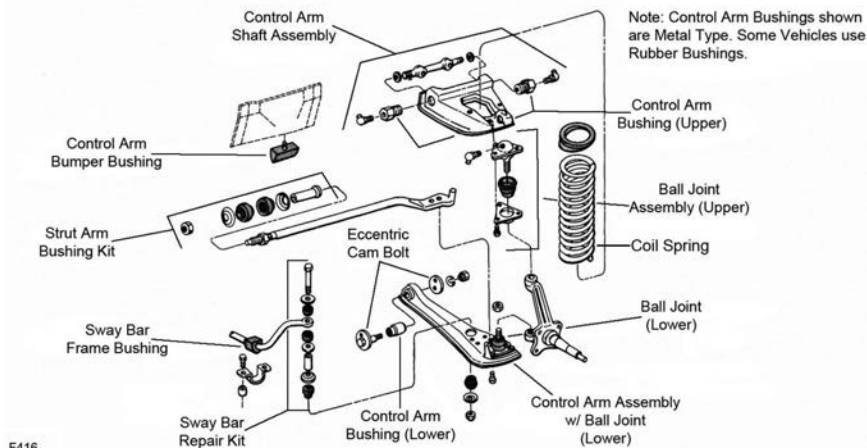
Year	Model/Application	Part	P/C Qty	Figure
Sway Bar Bushing				
1990-1989 (Cont.)	27mm Sway Bar Diameter, (Contains Thermoplastic Bushings And Universal Mounting Bracket, Contains Thermoplastic Bushings And Universal Mounting Bracket) 28.3mm Sway Bar Diameter, (Standard Design)	To Frame	K90402 ‡	1
		To Frame	K8798	1
Sway Bar Link				
1990-1989		K8641	2	

Torino-FORD

FRONT SUSPENSION



F145



F416

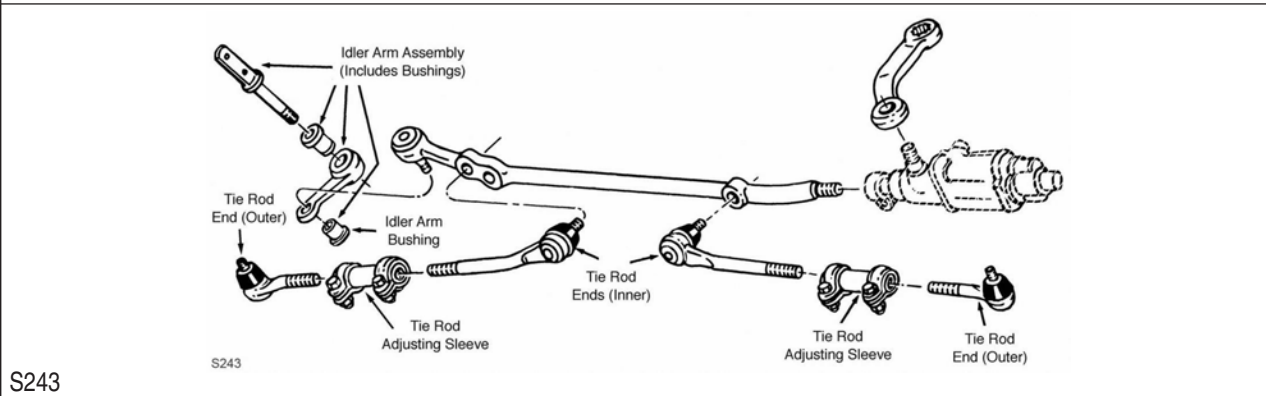
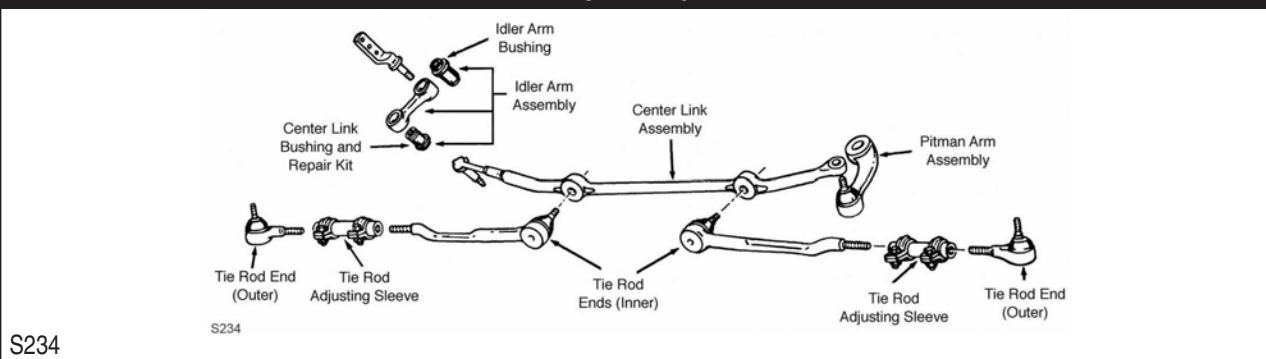
Year	Model/Application	Part	P/C Qty	Figure
Ball Joint				
1976-1973	Except Police, (Press In Type, Powdered Metal Gusher Brg. For Better Lubrication)	Lower	K8197 ‡	2 F145
1976-1972	Except Police, (Powdered Metal Gusher Brg. For Better Lubrication)	Upper	K8212 ‡	2 F145
1972	(Bolt On Type, Powdered Metal Gusher Brg. For Better Lubrication) (Press In Type, Powdered Metal Gusher Brg. For Better Lubrication)	Lower	K8059 ‡	2 F145
		Lower	K8197 ‡	2 F145
1971-1970	3 Bolt Mounting, (Full Ball Stud Provides 360 Degrees Of Smooth Rotation)	Upper	K8142 ‡	2 F416
1969-1968	4 Bolt Mounting, (Full Ball Stud Provides 360 Degrees Of Smooth Rotation)	Upper	K8036 ‡	2 F416
Control Arm Bushing				
1976-1973	Except Police, (Contains Front And Rear Bushings) Except Police	Upper	K8202	2 F145
		Lower	K8082	2 F145
1972	From 3/15/72, 1.82" Length, (Contains Front And Rear Bushings) Thru 3/14/72, 1.51" Length, (Contains Front And Rear Bushings)	Lower	K8082	2 F145
		Upper	K8202	2 F145
		Upper	K8083	2 F145
1971-1968		Lower	K8132	2 F416
Control Arm Bushing Set				
1971-1968	(Contains Front And Rear Bushings)	Upper	K8278	2 F416

FORD-Torino (Cont.)

FRONT SUSPENSION (Cont.)

Year	Model/Application	Part	P/C Qty	Figure
Control Arm Shaft Assembly				
1971-1968	(Standard Design)	Upper	K8131	2 F416
Control Arm with Ball Joint				
1971-1968	(R-Series) (Contains Bushing, Powdered Metal Gusher Brg. For Better Lubrication)	Upper	RK621369	2 F416
	(R-Series)	Lower	CK8123 ‡	2 F416
		Lower	RK8123	2 F416
Strut Rod Bushing Kit				
1976-1972	(Improved Design)		K8207	1 F145
1971-1968	(Improved Design)		K8157	1 F416
Sway Bar Bushing				
1976-1972	1-1/16" Sway Bar Diameter	To Frame	K80093	1 F145
1971-1968	11/16" Sway Bar Diameter, (Contains Bracket, Contains Thermoplastic Bushings And Universal Mounting Bracket)	To Frame	K7322 ‡	1 F416
	15/16" Sway Bar Diameter, (Contains Thermoplastic Bushings And Universal Mounting Bracket)	To Frame	K8792 ‡	1 F416
1970-1968	5/8" Or 11/16" Sway Bar Diameter, (Standard Design)	To Frame	K5227	1 F416
Sway Bar Repair Kit				
1976-1972	(Heavy Duty Design) (Includes Polyurethane Bushings And Solid Metal Sleeve For Enhanced Performance. Barrel Nut Allows For Easier Installation.)		K6629 ‡ K700535 ‡	2 F145 2 F145
	(Standard Design)		K8266	2 F145
1971-1968	(Includes Polyurethane Bushings And Solid Metal Sleeve For Enhanced Performance. Barrel Nut Allows For Easier Installation.)		K700531 ‡	2 F416
	(Standard Design)		K8097	2 F416

STEERING

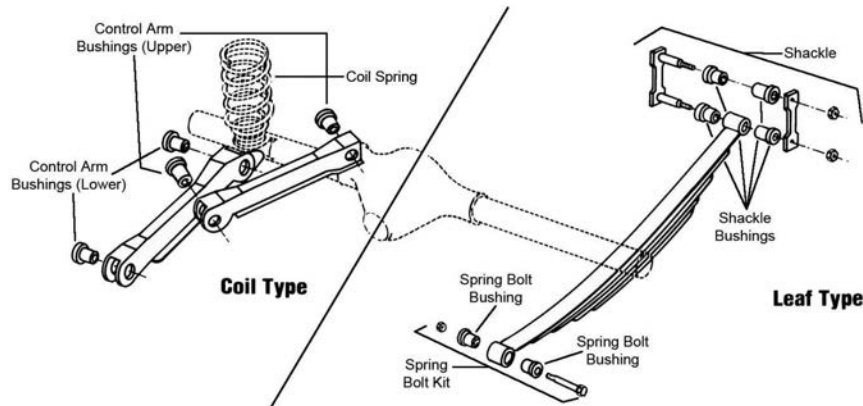


Year	Model/Application	Part	P/C Qty	Figure
Idler Arm				
1976-1972	(Powdered Metal Gusher Brg. For Better Lubrication)		K8185 ‡	1 S234
1969-1968	(Powdered Metal Gusher Brg. For Better Lubrication)		K8159 ‡	1 S234, S243
Idler Arm Bushing				
1976-1972	(For OE Design Idler Arm Only)	Center Link End	K8103	1 S234
	(For OE Design Idler Arm Only)	Support End	K8094 ‡	1 S234
1971-1970	(For OE Design Idler Arm Only)	Support End	K8094 ‡	1 S234, S243
1971-1968	Manual Steering, (For OE Design Idler Arm Only)	Center Link End	K8103	1 S234
1969-1968	(For OE Design Idler Arm Only)	Support End	K8094 ‡	1 S234, S243

STEERING (Cont.)

Year	Model/Application	Part	P/C Qty	Figure	
Pitman Arm					
1976-1972	Power Steering, (Greaseable Socket Reduces Corrosion/Wear)	K8217 ‡	1	S234	
Tie Rod Adjusting Sleeve					
1976-1972		ES426S	2	S234	
1971-1968		ES2004S	2	S234, S243	
Tie Rod End					
1976-1974	(Powdered Metal Gusher Brg. For Better Lubrication)	Inner	DS820 ‡	2	S234
1976-1972	(Powdered Metal Gusher Brg. For Better Lubrication)	Outer	ES435RL ‡	2	S234
1973-1972	(Powdered Metal Gusher Brg. For Better Lubrication)	Inner	DS802 ‡	2	S234
1971-1970	(Powdered Metal Gusher Brg. For Better Lubrication)	Outer	ES387R ‡	2	S234, S243
	(Powdered Metal Gusher Brg. For Better Lubrication)	Inner	DS791 ‡	2	S234, S243
1969-1968	(Powdered Metal Gusher Brg. For Better Lubrication)	Outer	ES360RL ‡	2	S234, S243
	(Powdered Metal Gusher Brg. For Better Lubrication)	Inner	ES363RL ‡	2	S234, S243

REAR SUSPENSION

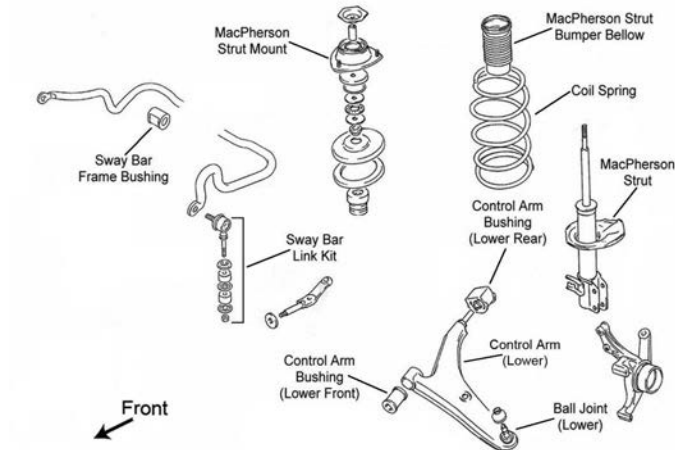


R310

Year	Model/Application	Part	P/C Qty	Figure	
Control Arm Bushing Set					
1976-1972	(Contains Front And Rear Bushings)	Lower	K8135	1	R310
Leaf Spring Bolt Kit					
1971-1968		Fixed End	K150237	2	R310

Metro-GEO

FRONT SUSPENSION



F076

F076

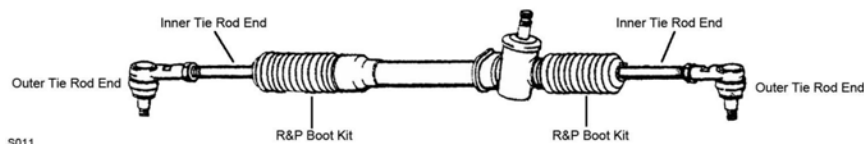
Year	Model/Application	Part	P/C Qty	Figure	
Control Arm with Ball Joint					
1990-1989	(R-Series)	Left Lower	RK620306	1	F076

GEO-Metro (Cont.)

FRONT SUSPENSION (Cont.)

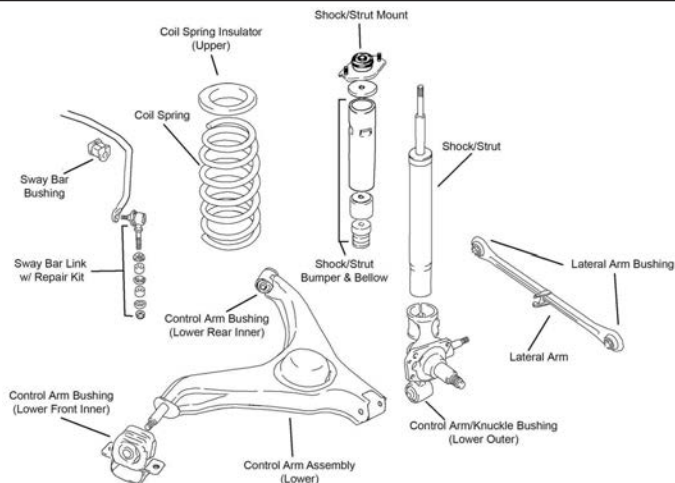
Year	Model/Application	Part	P/C Qty	Figure
Control Arm with Ball Joint				
1990-1989 (Cont.)	(R-Series) Right Lower	RK620305	1	F076
Strut Bumper Bellows				
1990-1989	(OE Material For Strut Performance And Longevity, Contains Bumper) (Original Equipment Type)	K90462 ‡ K201416	2 2	F076 F076
Strut Mount				
1990-1989	(Contains Bearing)	K9720	2	F076
Sway Bar Repair Kit				
1990-1989	(Bushing Kit)	K90121	2	F076

STEERING



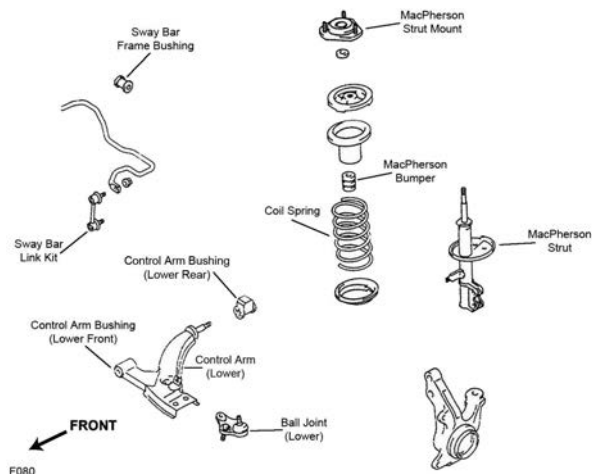
Year	Model/Application	Part	P/C Qty	Figure	
Rack & Pinion Boot Kit					
1990-1989	Manual Steering Manual Steering	Right Left Right	K9448 K9450 K8581	1 1 1	S011 S011 S011
Tie Rod End					
1990-1989	(Design Allows Ease Of Installation) (Powdered Metal Gusher Brg. For Better Lubrication) (Full Ball Stud Provides 360 Degrees Of Smooth Rotation)	Outer Outer Inner	ES800329 ‡ ES3043RL ‡ EV269 ‡	2 2 2	S011 S011 S011

REAR SUSPENSION



Year	Model/Application	Part	P/C Qty	Figure
Strut Bumper Bellows				
1990-1989	(Replacement Type, Contains Bumper)	K90460	2	R137
Strut Mount				
1990-1989		K9722	2	R137
Sway Bar Repair Kit				
1990-1989	(Bushing Kit)	K90121	2	R137

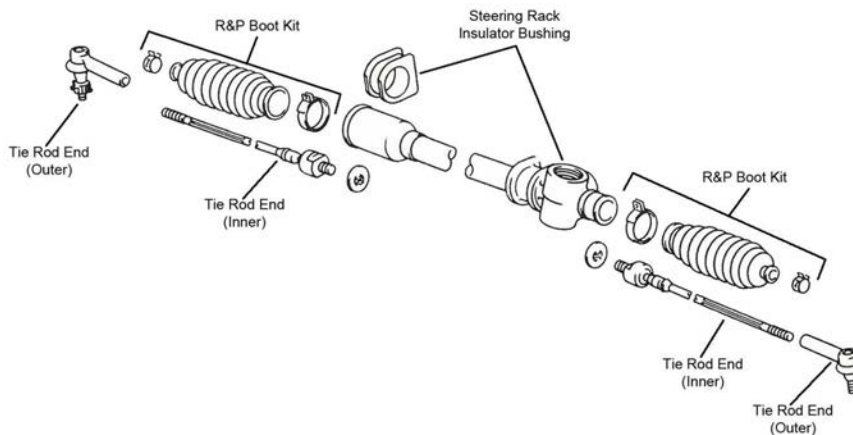
FRONT SUSPENSION



F080

Year	Model/Application	Part	P/C Qty	Figure
Ball Joint				
1990-1989	Left Lower	K9525	1	F080
	Right Lower	K9523	1	F080
Strut Bumper Bellows				
1990-1989	(OE Material For Strut Performance And Longevity, Contains Bumper)	K90462 ‡	2	F080
Strut Mount				
1990-1989	(Contains Bearing)	K9904	2	F080
Strut Spring Seat				
1990-1989	(Contains Isolators) (Reduces Noise)	Upper Lower	K160075 ‡ K160076 ‡	2 2 F080 F080

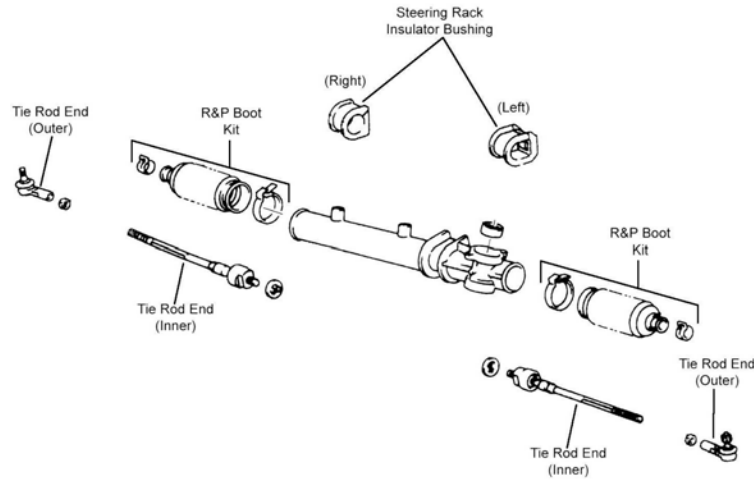
STEERING



S371

GEO-Prizm (Cont.)

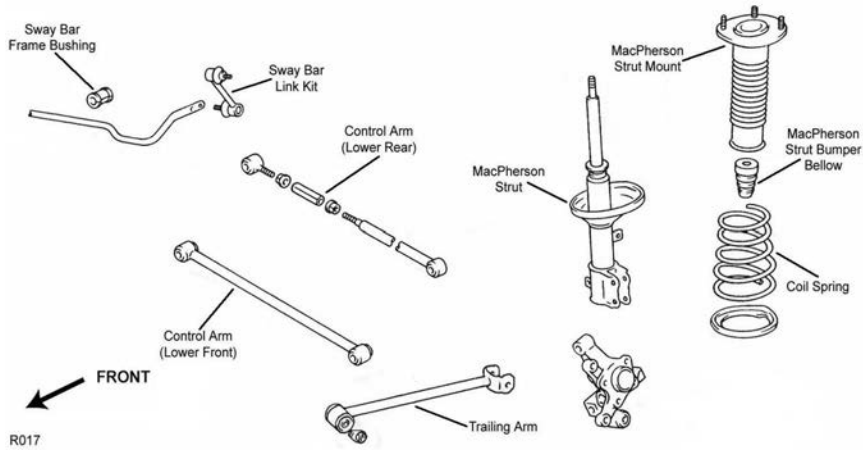
STEERING (Cont.)



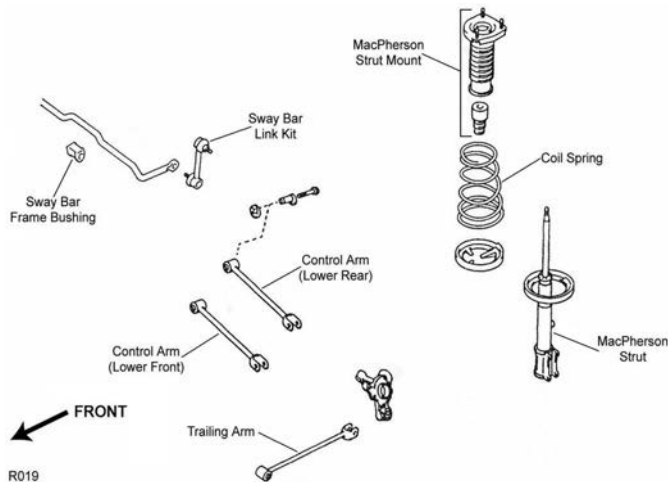
S372

Year	Model/Application	Part	P/C Qty	Figure	
Rack & Pinion Boot Kit					
1990-1989	Manual Steering Manual Steering Power Steering	Left	K9315	1	S371
		Right	K9319	1	S371
			K9320	2	S372
Tie Rod End					
1990-1989	Rack & Pinion Manual, (Full Ball Stud Provides 360 Degrees Of Smooth Rotation) Rack & Pinion Power, (Full Ball Stud Provides 360 Degrees Of Smooth Rotation)	Outer	ES2382	2	S371, S372
		Inner	EV239 ‡	2	S371
		Inner	EV240 ‡	2	S372

REAR SUSPENSION

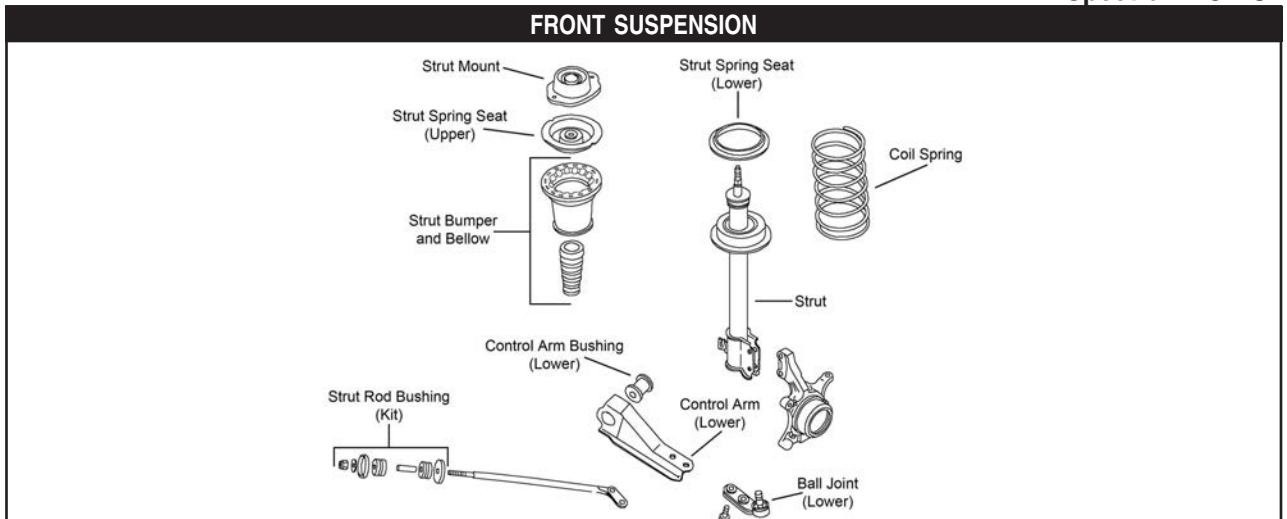


R017



R019

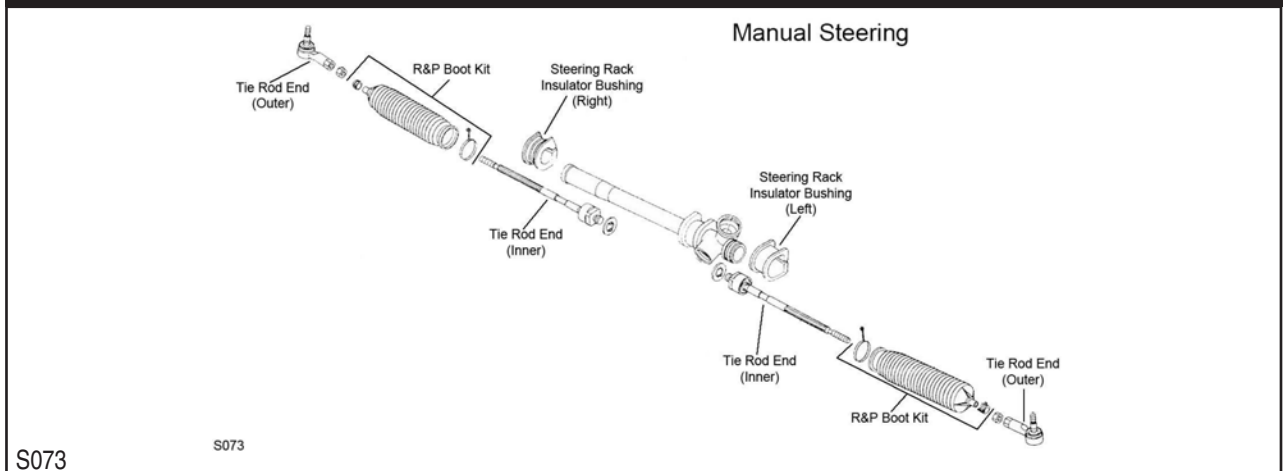
REAR SUSPENSION (Cont.)				
Year	Model/Application	Part	P/C Qty	Figure
Strut Bumper Bellows				
1990	(Original Equipment Type)	K201655	2	R017, R019
1990-1989	(Contains Bumper)	K90464	2	R019
1989	(Original Equipment Type)	K201655	2	R017
Strut Mount				
1990-1989		Left Right	1 1	R019 R019
Sway Bar Link				
1990-1989	(Powdered Metal Gusher Brg. For Better Lubrication)	K9545 ‡	2	R019



F115

Year	Model/Application	Part	P/C Qty	Figure	
Ball Joint					
1989	(Powdered Metal Gusher Brg. For Better Lubrication)	Lower	K9389 ‡	2	F115
Strut Bumper Bellows					
1989	(Contains Bumper)		K90461	2	F115
Strut Mount					
1989	(Contains Bearing)		K9648	2	F115

STEERING



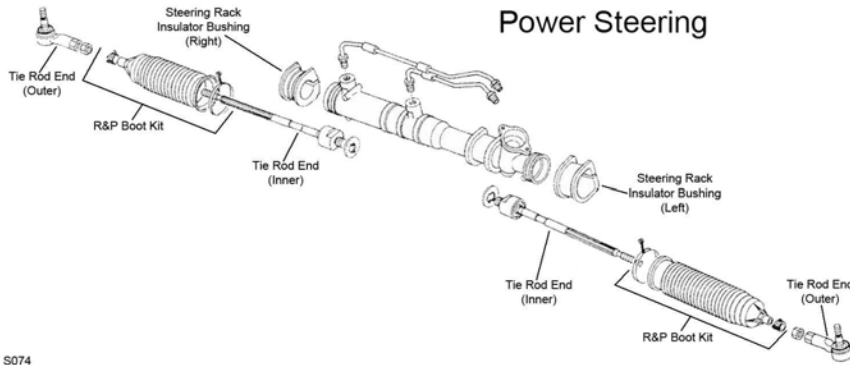
S073

S073

GEO-Spectrum (Cont.)

STEERING (Cont.)

Power Steering



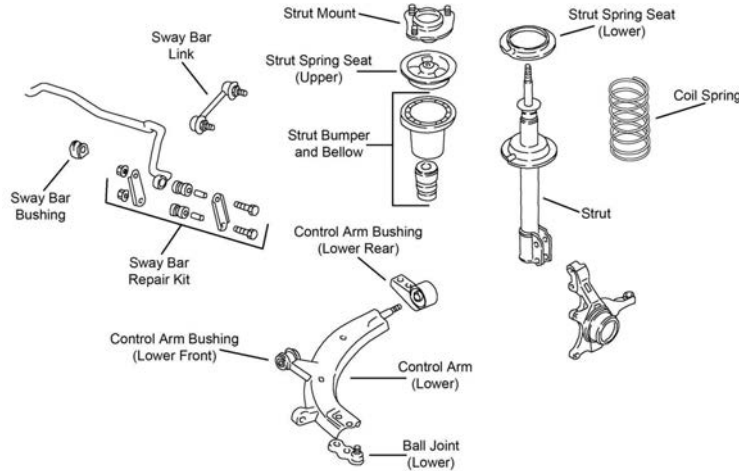
S074

S074

Year	Model/Application	Part	P/C Qty	Figure	
Rack & Pinion Boot Kit					
1989	Manual Steering Power Steering	K9444 K9682	2 2	S073 S074	
Tie Rod End					
1989	Rack & Pinion Power, (Full Ball Stud Provides 360 Degrees Of Smooth Rotation)	Outer Inner	ES2926RL EV203 ‡	2 2	S073, S074 S074

GEO-Storm

FRONT SUSPENSION



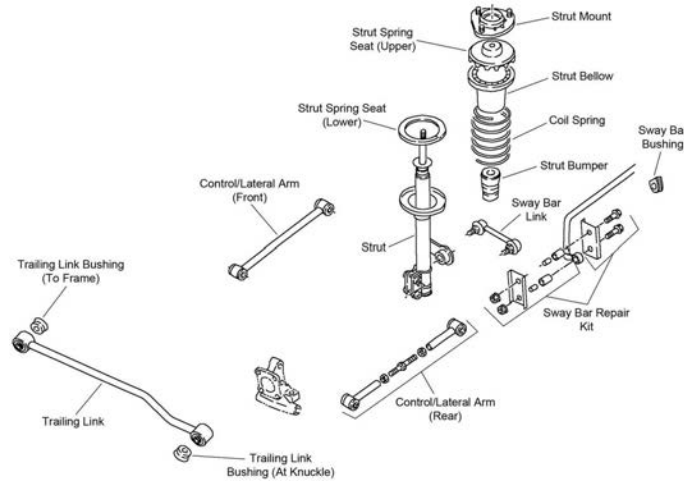
F122

Year	Model/Application	Part	P/C Qty	Figure	
Ball Joint					
1990	(Powdered Metal Gusher Brg. For Better Lubrication)	Lower	K9479 ‡	2	F122
Strut Bumper Bellows					
1990	(Contains Bumper)		K90461	2	F122
Strut Mount					
1990	(Contains Bearing)		K9565	2	F122

STEERING

Year	Model/Application	Part	P/C Qty	Figure	
Rack & Pinion Boot Kit					
1990			K8581	2	
Tie Rod End					
1990	(Powdered Metal Gusher Brg. For Better Lubrication) (Full Ball Stud Provides 360 Degrees Of Smooth Rotation)	Outer Inner	ES3303 ‡ EV279 ‡	2 2	

REAR SUSPENSION

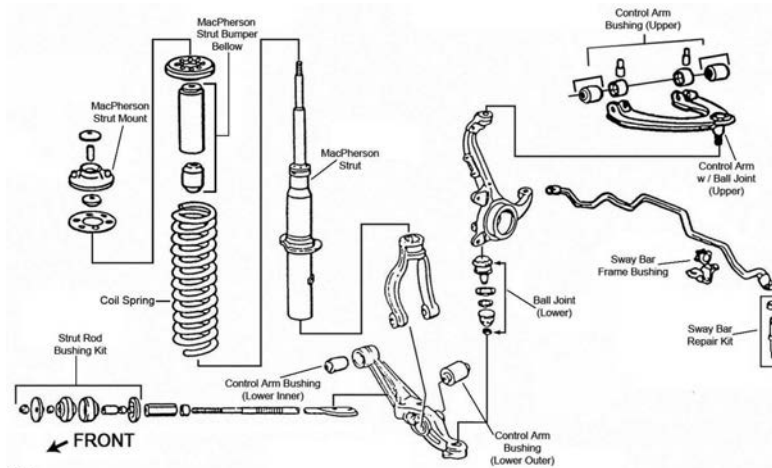


R143

Year	Model/Application	Part	P/C Qty	Figure
Strut Bumper Bellows				
1990	(Contains Bumper)	K90464	2	R143
Strut Mount				
1990		K9691	2	R143
Wheel Hub & Bearing Assembly				
1990		512171	2	

Accord-HONDA

FRONT SUSPENSION

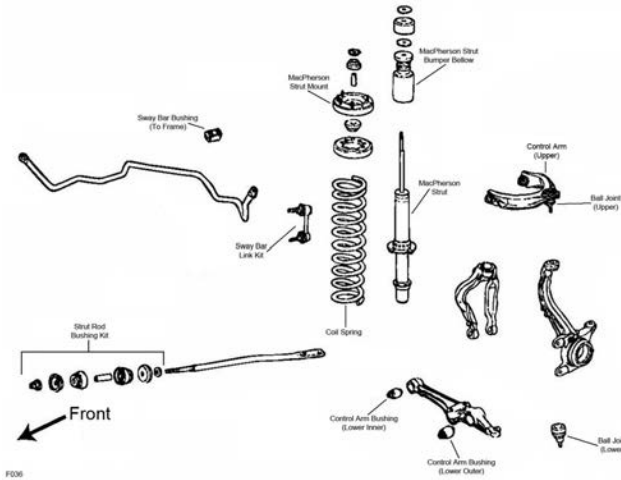


F004

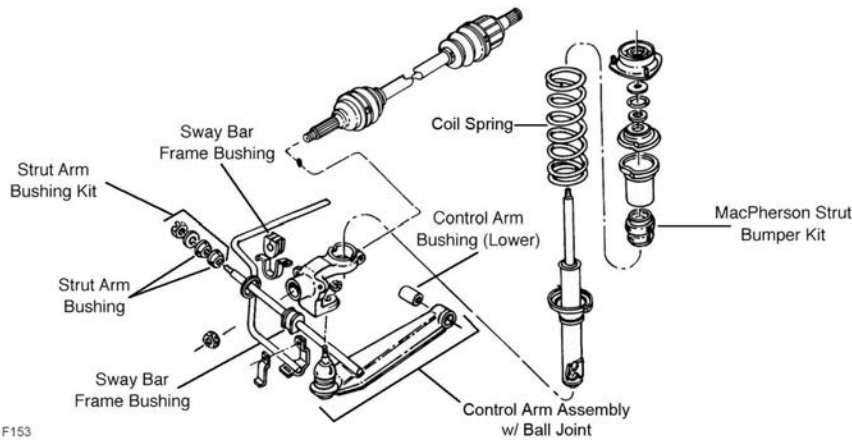
F004

HONDA-Accord (Cont.)

FRONT SUSPENSION (Cont.)



F036



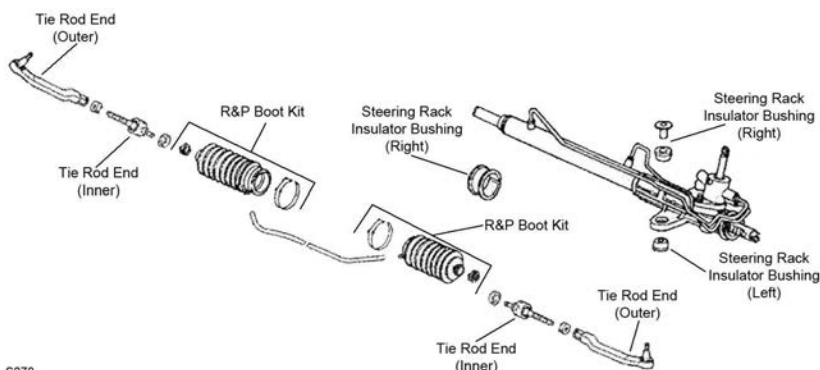
F153

Year	Model/Application	Part	P/C Qty	Figure
Ball Joint				
1990	(Non-Adjustable, Powdered Metal Gusher Brg. For Better Lubrication)	Upper	K90458 ‡	2 F004
	(Powdered Metal Gusher Brg. For Better Lubrication)	Lower	K9643 ‡	2 F004
	+/- 1 Degree Camber/Caster, (Adjustable)	Upper	K90490 ‡	2 F004
	Minus 1-1/2 To Plus 1-1/2 Degree Camber, (Adjustable)	Upper	K100331	2 F004
1989-1986	(Powdered Metal Gusher Brg. For Better Lubrication)	Lower	K9385 ‡	2
Ball Joint Bushing Extractor and Installer				
1990	1-5/8", (Adjustable Ball Joint Adjusting Wrench)	T40268	1	
Control Arm				
1990	(R-Series)	Left Lower	RK80324	1 F004
	(R-Series)	Right Lower	RK80323	1 F004
1989-1986	(Ball Joint Not Included, R-Series)	Left Lower	RK80640	1
	(Ball Joint Not Included, R-Series)	Right Lower	RK80639	1
Control Arm Bushing				
1990		Lower Inner	K9760	2 F004
1989-1986	(Contains Front And Rear Bushings)	Upper	K9580	2
		Lower To Frame	K9758	2
1985-1982		Lower To Frame	K9758	2 F153
Control Arm Bushing Set				
1990	(Includes Bolt And Nut)	Lower Outer	K9761 ‡	2 F036
1989-1986	(Contains Bolt And Nut, Contains Driver And Passenger Side Bushings)	To Shock Fork	K9759 ‡	2
Control Arm with Ball Joint				
1990	(R-Series)	Left Upper	RK9816	1 F004
	(R-Series)	Right Upper	RK9815	1 F004
1989-1986	(Bushings Not Included In Arm, R-Series)	Left Upper	RK9408	1
	(Bushings Not Included In Arm, R-Series)	Right Upper	RK9406	1
1985-1984	(Contains Pivot Bushing Only, R-Series)	Left Lower	RK9409	1 F153

FRONT SUSPENSION (Cont.)

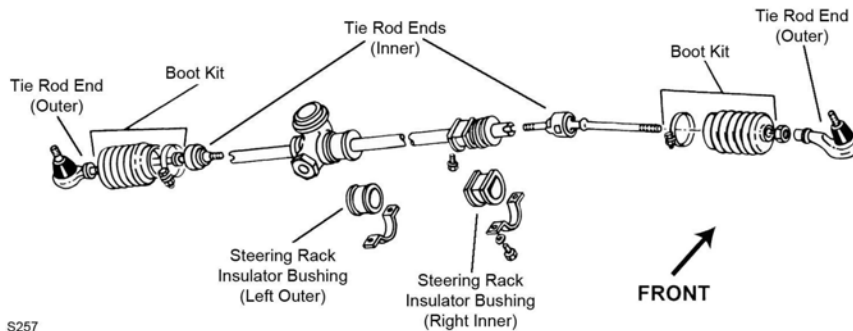
Year	Model/Application	Part	P/C Qty	Figure
Control Arm with Ball Joint				
1985-1984 (Cont.)	(Contains Pivot Bushing Only, R-Series)	Right Lower	RK9407	1 F153
1983-1982	(R-Series) (R-Series)	Left Lower	RK9405	1 F153
		Right Lower	RK9403	1 F153
1981-1976	(Contains Pivot Bushing Only, R-Series)	Lower	RK9063	2 F153
Strut and Spring Assembly				
1990	(Coated For Corrosion Resistance, Strut, Spring & Top Mount)		ST8508 ‡	2 F004
Strut Bumper Bellows				
1990	(Contains Bumper)		K90467	2 F004
1989-1986	(Contains Bumper)		K90467	2
1985-1976	(OE Material For Strut Performance And Longevity, Contains Bumper)		K90462 ‡	2 F153
Strut Mount				
1990	(Bearing Not Included, Contains Spring Seat, Mount Base)		K160053 ‡	2 F004
1985-1982	(Contains Bearing)		K9650	2 F153
Strut Mounting Kit				
1990		Upper	K9492	2 F004
1989-1986		Upper	K9492	2
Strut Rod Bushing Kit				
1990	(Improved Design)	To Frame	K9733	1 F004
1989-1986	(Improved Design)	To Frame	K9517	1
1985-1979	(Improved Design)		K9735	1 F153
Strut Spring Seat				
1990		Upper	K160023	2 F004
Sway Bar Bushing				
1990	DX, LX, (Contains Thermoplastic Bushings And Universal Mounting Bracket, Contains Thermoplastic Bushings And Universal Mounting Bracket) DX, LX, (Standard Design) EX, (Contains Thermoplastic Bushings And Universal Mounting Bracket, Contains Thermoplastic Bushings And Universal Mounting Bracket) EX, (Standard Design)	To Frame	K90396 ‡	1 F004
		To Frame	K90195	1 F004
		To Frame	K90400 ‡	1 F004
		To Frame	K90194	1 F004
Sway Bar Repair Kit				
1990			K90122	2 F004
1989-1986			K90101	2
Wheel Bearing Assembly				
1990			513098	2
Wheel Hub Repair Kit				
1989-1988	DX, LX		518505	2
1987-1986			518505	2
1983	3 Dr. Hatchback, Thru Chassis Serial Number DC101603 4 Dr. Sedan, Thru Chassis Serial Number DC099354		518504	2
			518504	2
1982			518504	2

STEERING



HONDA-Accord (Cont.)

STEERING (Cont.)

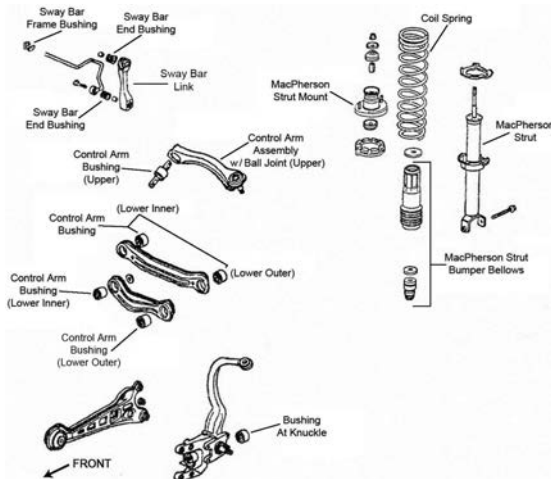


S257

S257

Year	Model/Application	Part	P/C Qty	Figure	
Rack & Pinion Boot Kit					
1990		K9306	2	S078	
1989-1986		K9306	2	S257	
1985-1984	Manual Steering Power Steering	K9307 K9306	2 2	S257 S257	
1983-1982		K9306	2	S257	
Tie Rod End					
1990	(Powdered Metal Gusher Brg. For Better Lubrication) (Powdered Metal Gusher Brg. For Better Lubrication) (Full Ball Stud Provides 360 Degrees Of Smooth Rotation)	Left Outer Right Outer Inner	ES3153 ‡ ES3154 ‡ EV283 ‡	1 1 2	S078 S078 S078
1989-1986	(Full Ball Stud Provides 360 Degrees Of Smooth Rotation)	Inner	EV157 ‡	2	S257
1989-1976	(Powdered Metal Gusher Brg. For Better Lubrication)	Outer	ES2095R ‡	2	S257
1985-1984	(Full Ball Stud Provides 360 Degrees Of Smooth Rotation)	Inner	EV159 ‡	2	S257
1983-1982	(Full Ball Stud Provides 360 Degrees Of Smooth Rotation)	Inner	EV157 ‡	2	S257
1981-1976	(Full Ball Stud Provides 360 Degrees Of Smooth Rotation)	Inner	EV159 ‡	2	S257

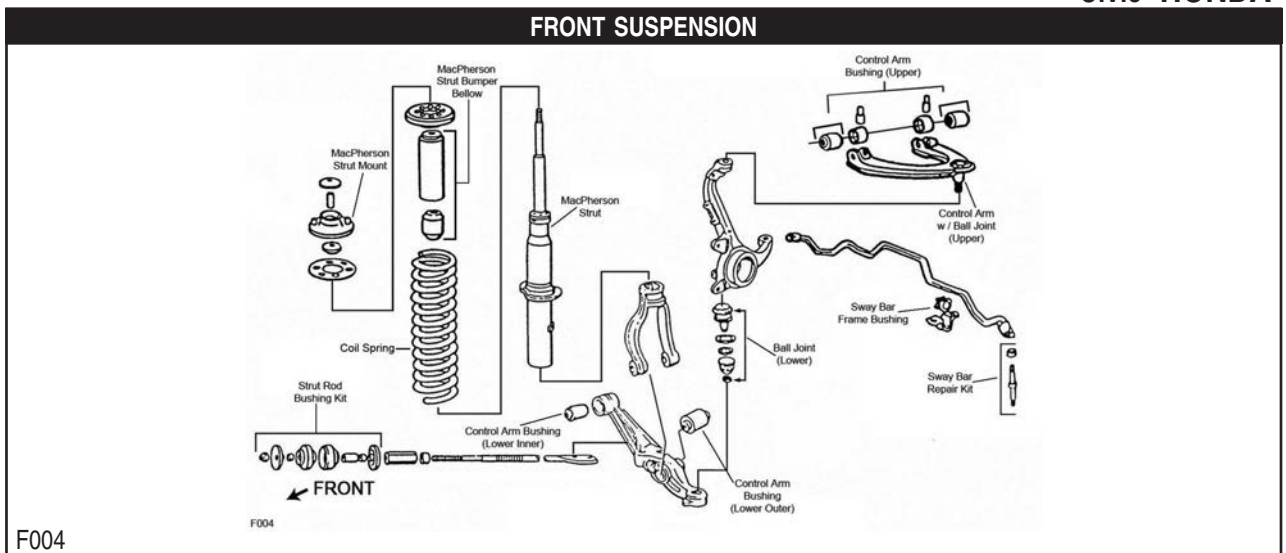
REAR SUSPENSION



R023

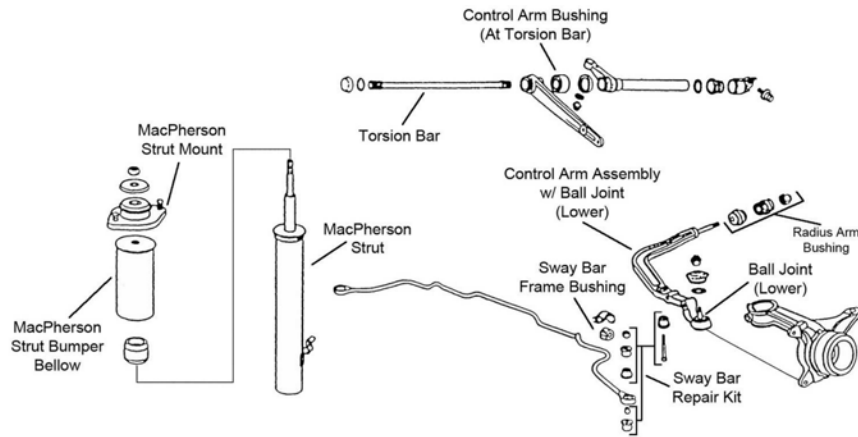
Year	Model/Application	Part	P/C Qty	Figure	
Ball Joint					
1990	(Ball Joint Orientation Noted, Where Applicable)	Upper	K90336 ‡	2	R023
1989-1986		Upper	K9736	2	
Control Arm					
1990	11.625" Length, (R-Series) 11.625" Length, (R-Series)	Left Front Lower Right Front Lower	RK640397 RK640396	1 1	R023 R023
1989-1986	Up To Minus 2-1/2 To Plus 3 Degree, (Adjustable, Contains Rubber Bushings, Ball Joint Not Included, R-Series)	Upper	RK642143	2	
Control Arm Bushing					
1989-1986	(Contains Front And Rear Bushings)	Lower	K90033	2	
Control Arm with Ball Joint					
1990	(R-Series)	Left Upper	RK80357	1	R023

REAR SUSPENSION (Cont.)				
Year	Model/Application	Part	P/C Qty	Figure
Control Arm with Ball Joint				
1990 (Cont.)	(R-Series)	Right Upper	RK80356	1 R023
	Minus 2 To Plus 3-1/2 Degree, (Adjustable, R-Series)	Upper	RK621775	2 R023
1989-1986	(R-Series)	Upper	RK9926	2
Strut Bumper Bellows				
1990	(Design Allows Ease Of Installation)		K160285 ‡	2 R023
1989-1986	(Contains Bumper)		K90467	2
1985-1976	(OE Material For Strut Performance And Longevity, Contains Bumper)		K90462 ‡	2
Strut Bushing				
1990		Lower	K9443	2 R023
1989-1986		Lower	K9443	2
Strut Mount				
1990	(Bearing Not Included, Contains Spring Seat, Mount Base)		K160054 ‡	2 R023
Strut Mounting Kit				
1990		Upper	K9498	2 R023
1989-1979		Upper	K9498	2
Strut Spring Seat				
1990	(Reduces Noise)	Upper	K160080 ‡	2 R023
	(Reduces Noise)	Lower	K160081 ‡	2 R023
Sway Bar Bushing				
1990	DX, EX, LX	To End	K90193	2 R023
1989-1984		To End	K90193	2
Wheel Hub & Bearing Assembly				
1990			513080	2
1989-1986			513033	2

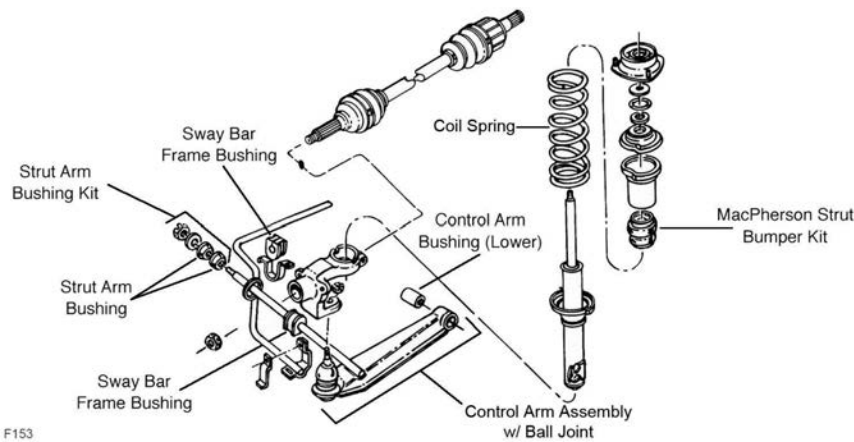


HONDA-Civic (Cont.)

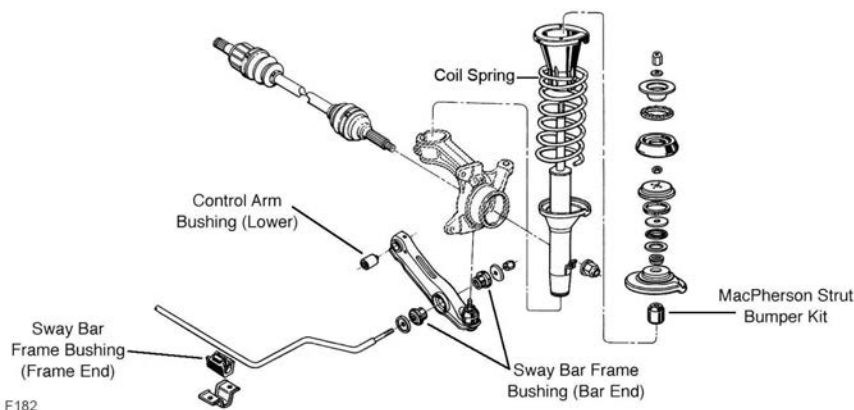
FRONT SUSPENSION (Cont.)



F005



F153



F182

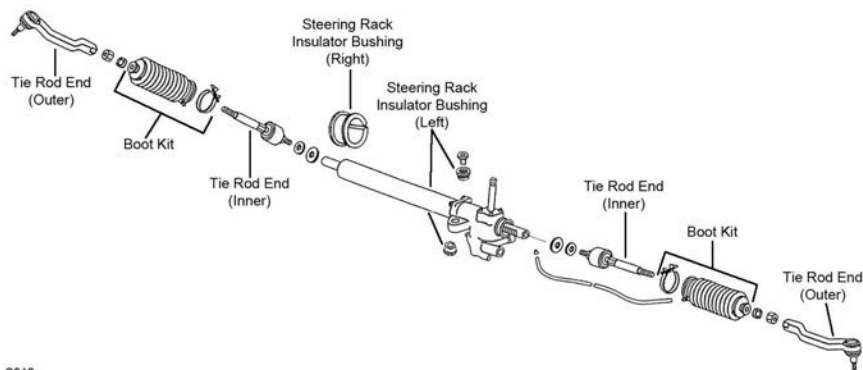
F182

Year	Model/Application	Part	P/C Qty	Figure
Ball Joint				
1990-1989	(Ball Joint Orientation Noted, Where Applicable)	Upper	K90336 ‡	2 F004
1990-1988	(Powdered Metal Gusher Brg. For Better Lubrication)	Lower	K9385 ‡	2 F004
	Minus 1-1/2 To Plus 1-1/2 Degree Camber, (Adjustable)	Upper	K100330	2 F004
Ball Joint Bushing Extractor and Installer				
1987-1980	1-5/8", (Adjustable Ball Joint Adjusting Wrench)		T40268	1
Control Arm				
1990-1988	(Ball Joint Not Included, R-Series)	Left Lower	RK80330	1 F004
	(Ball Joint Not Included, R-Series)	Right Lower	RK80329	1 F004
Control Arm Bushing				
1990-1988	(Complete Service Kit Containing Bushing, Bolt And Nut)	Lower Outer	K90417 ‡	2 F004
1987-1984		Lower	K9336	2 F005

FRONT SUSPENSION (Cont.)

Year	Model/Application	Part	P/C Qty	Figure
Control Arm Bushing				
1983-1980		Lower	K9191	1 F182
Control Arm with Ball Joint				
1990-1988	(R-Series)	Left Upper	RK9814	1 F004
	(R-Series)	Right Upper	RK9813	1 F004
1987-1986	(R-Series)	Left Lower	RK9595	1 F005
	(R-Series)	Right Lower	RK9593	1 F005
1987-1985	2 Dr. Hatchback, 4 Dr. Station Wagon, (R-Series)	Left Lower	RK9595	1 F005
	2 Dr. Hatchback, 4 Dr. Station Wagon, (R-Series)	Right Lower	RK9593	1 F005
	4 Dr. Sedan, Manual Transaxle, (R-Series)	Left Lower	RK9595	1 F005
	4 Dr. Sedan, Manual Transaxle, (R-Series)	Right Lower	RK9593	1 F005
1984	(R-Series)	Left Lower	RK9595	1 F005
	(R-Series)	Right Lower	RK9593	1 F005
1983-1980	(Contains Pivot Bushing Only, R-Series)	Lower	CK9605	2 F182
		Lower	RK9605	2 F182
Radius Arm Bushing Kit				
1987-1984			K9192	2 F005
Shock Mount				
1987-1984	Front Wheel Drive, (Bearing Not Included)	Upper	K9480	2 F005
Strut Bumper Bellows				
1990-1989	2 Dr. Hatchback, 4 Dr. Sedan, (Contains Bumper)		K90467	2 F004
Strut Mounting Kit				
1990-1988		Upper	K9492	2 F004
Strut Rod Bushing				
1979-1973			K201018	2 F153
Strut Rod Bushing Kit				
1990-1988	(Improved Design)		K9735	1 F004
Sway Bar Bushing				
1987-1986	4 Dr. Station Wagon	To Frame	K9265	1 F005
1985		To Frame	K9265	1 F005
1984		To Frame	K9264	1 F005
1979	1200, FE	To Frame	K201075	1 F153
1978-1977	1200	To Frame	K201075	1 F153
1974-1973		To Frame	K201075	1 F153
Sway Bar Repair Kit				
1990-1988		To End	K90123	2 F004

STEERING

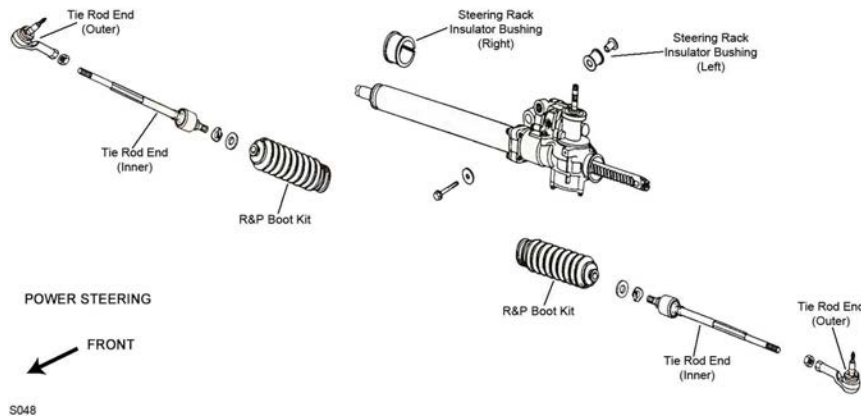


S010

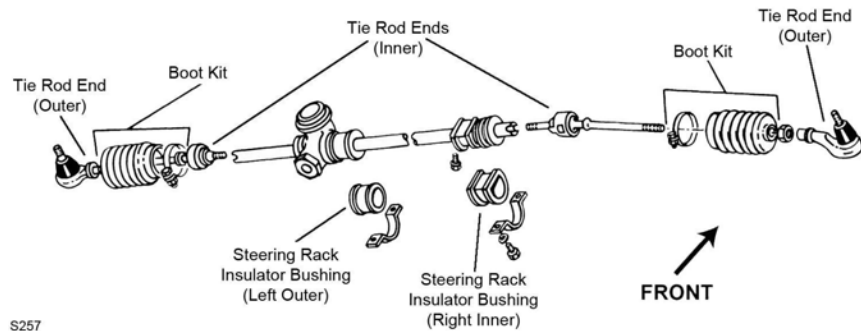
S010

HONDA-Civic (Cont.)

STEERING (Cont.)



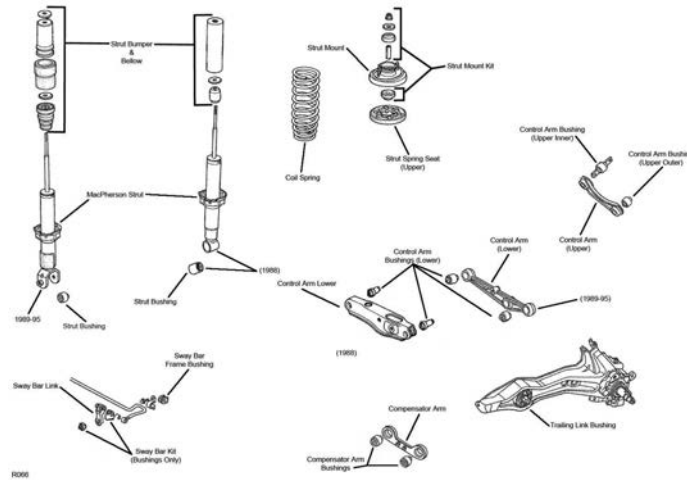
S048



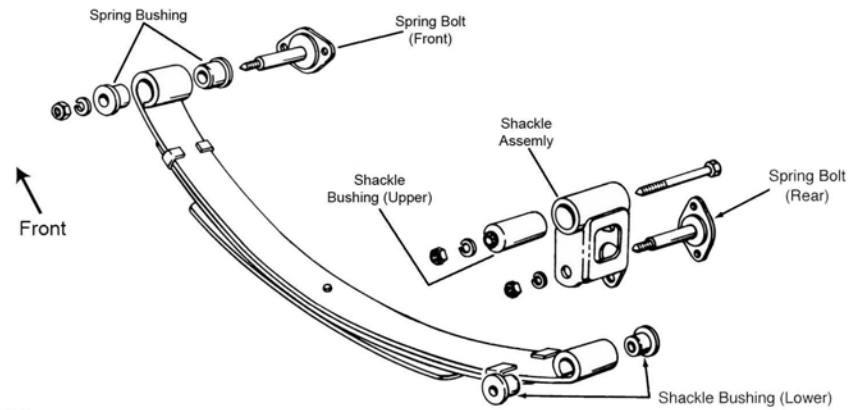
S257

Year	Model/Application	Part	P/C Qty	Figure
Rack & Pinion Boot Kit				
1990-1988	Manual Steering Power Steering	Left K9307 K9306	1 2	S010 S010
1987-1985	2 Dr. Hatchback, Automatic Transaxle 2 Dr. Hatchback, Automatic Transaxle 4 Dr. Station Wagon, Four Wheel Drive (4X4) 4 Dr. Station Wagon, Automatic Transaxle, Front Wheel Drive 4 Dr. Station Wagon, Automatic Transaxle, Front Wheel Drive GL, 4 Dr. Sedan, Automatic Transaxle	Left Right K9366 K9307 K9366 K9307 Right K9367	1 1 2 1 1 1 1	S257 S257 S257 S257 S257 S257 S048
1984		Left Right K9366 K9307	1 1	S257 S257
1983-1980		K9307	2	S257
Steering Rack Insulator Bushing				
1990-1988	Power Steering	Right K201122	1	S010
Tie Rod End				
1990-1988	(Powdered Metal Gusher Brg. For Better Lubrication) (Powdered Metal Gusher Brg. For Better Lubrication) (Full Ball Stud Provides 360 Degrees Of Smooth Rotation)	Left Outer Right Outer Inner ES2946L ‡ ES2943R ‡ EV217 ‡	1 1 2	S010 S010 S010
1987-1985	(Powdered Metal Gusher Brg. For Better Lubrication) (Full Ball Stud Provides 360 Degrees Of Smooth Rotation)	Outer Inner ES2095R ‡ EV180 ‡	2 2	S048, S257 S048, S257
1984	(Full Ball Stud Provides 360 Degrees Of Smooth Rotation)	Inner EV180 ‡	2	S257
1984-1973	(Powdered Metal Gusher Brg. For Better Lubrication)	Outer ES2095R ‡	2	S257
1983-1980	(Full Ball Stud Provides 360 Degrees Of Smooth Rotation)	Inner EV157 ‡	2	S257

REAR SUSPENSION



R066



R323

Year	Model/Application	Part	P/C Qty	Figure
Control Arm				
1990-1988	(R-Series) (R-Series)	Left Upper Right Upper	RK640286 RK620048	1 1 R066 R066
Leaf Spring Bushing				
1980	4 Dr. Station Wagon	Fixed End	K201072	4 R323
Strut Bumper Bellows				
1990-1989	(Contains Bumper)		K90467	2 R066
1984	FE, (Contains Bumper)		K90467	2 R066
Strut Bushing				
1990-1989		Lower	K9671	2 R066
1988		Lower	K9443	2 R066
1987-1984		Lower	K9443	2
Strut Mounting Kit				
1990-1988		Upper	K9492	2 R066
1987-1984	Front Wheel Drive	Upper	K9498	2
1983-1981	2 Dr. Hatchback, 4 Dr. Sedan	Upper	K9498	2
1980	2 Dr. Hatchback	Upper	K9498	2
Sway Bar Bushing				
1990-1989	2 Dr. Hatchback	To End	K90193	2 R066
Sway Bar Link				
1990-1989	Si, 2 Dr. Hatchback		K700002	2 R066
Trailing Link Bushing				
1990-1988	3.16" Outside Diameter		K80668	2 R066
Wheel Hub & Bearing Assembly				
1990-1988	2 Dr. Hatchback, 4 Dr. Sedan 4 Dr. Station Wagon, Front Wheel Drive		513035 513033	2 2

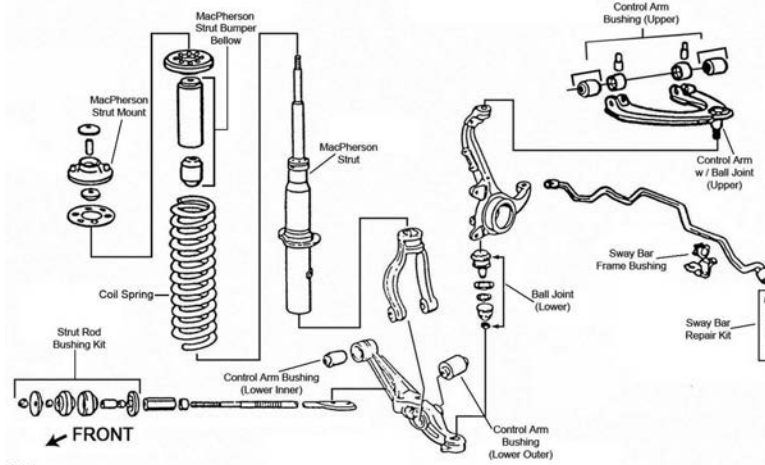
HONDA-Civic (Cont.)

REAR SUSPENSION (Cont.)

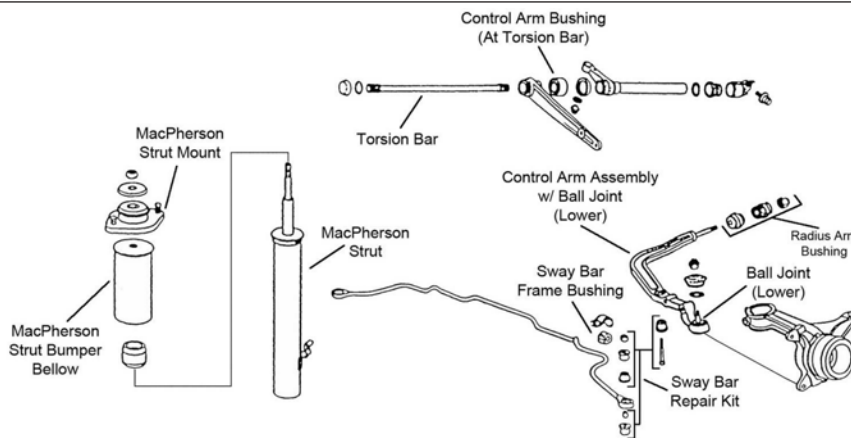
Year	Model/Application	Part	P/C Qty	Figure
Wheel Hub & Bearing Assembly				
1987-1986	Front Wheel Drive	513035	2	
1987-1985		513035	2	
1984	Front Wheel Drive	513034	2	

HONDA-CRX

FRONT SUSPENSION



F004



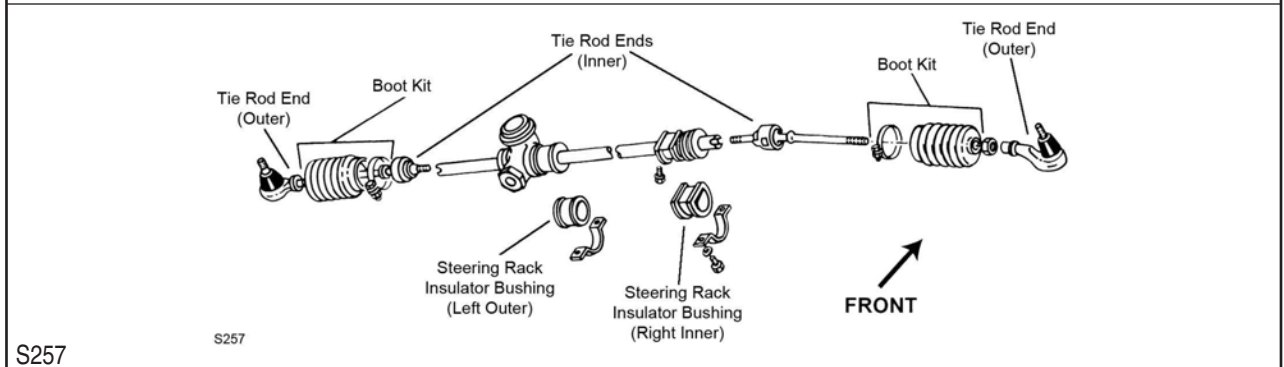
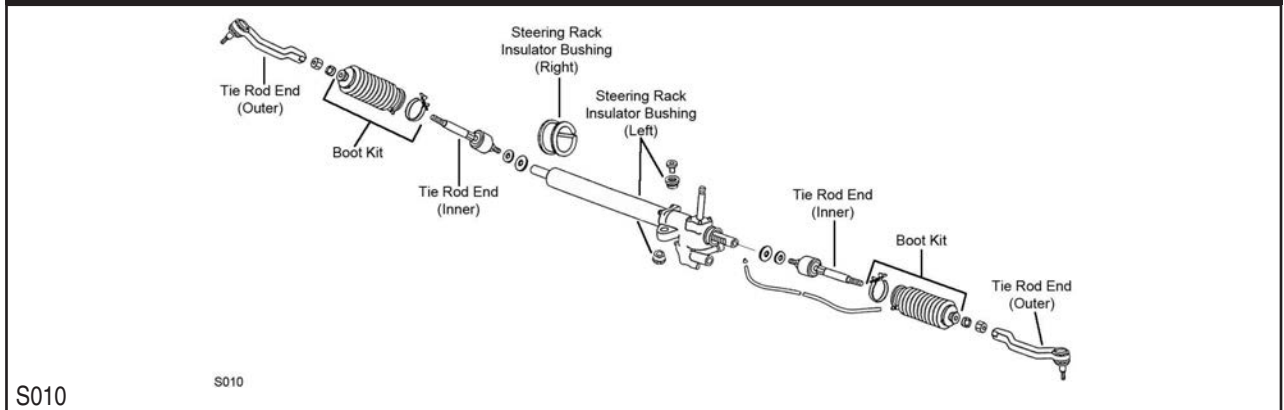
F005

Year	Model/Application	Part	P/C Qty	Figure	
Ball Joint					
1990-1989	(Ball Joint Orientation Noted, Where Applicable)	Upper	K90336 ‡	2	F004
1990-1988	(Non-Adjustable, Powdered Metal Gusher Brg. For Better Lubrication) (Powdered Metal Gusher Brg. For Better Lubrication) +/- 1 Degree Camber/Caster, (Adjustable, Greaseable Socket Reduces Corrosion/Wear) Minus 1-1/2 To Plus 1-1/2 Degree Camber, (Adjustable)	Upper	K500128 ‡	2	F004
		Lower	K9385 ‡	2	F004
		Upper	K90492 ‡	2	F004
		Upper	K100330	2	F004
Ball Joint Bushing Extractor and Installer					
1990-1984	1-5/8", (Adjustable Ball Joint Adjusting Wrench)		T40268	1	
Control Arm					
1990-1988	(Ball Joint Not Included, R-Series) (Ball Joint Not Included, R-Series)	Left Lower	RK80330	1	F004
		Right Lower	RK80329	1	F004
Control Arm Bushing					
1987-1984		Lower Front	K9336	2	F005
Control Arm with Ball Joint					
1990-1988	(R-Series) (R-Series)	Left Upper	RK9814	1	F004
		Right Upper	RK9813	1	F004
1987-1985	2 Dr. Coupe, (R-Series) 2 Dr. Coupe, (R-Series)	Left Lower	RK9595	1	F005
		Right Lower	RK9593	1	F005

FRONT SUSPENSION (Cont.)

Year	Model/Application	Part	P/C Qty	Figure
Control Arm with Ball Joint				
1987-1984	(R-Series) (R-Series)	Left Lower Right Lower	RK9595 RK9593	1 1 F005 F005
Radius Arm Bushing Kit				
1987-1984			K9192	2 F005
Strut Bumper Bellows				
1990-1988	(Contains Bumper)		K90467	2 F004
Strut Mounting Kit				
1990-1988		Upper	K9492	2 F004
Strut Rod Bushing Kit				
1990-1988	(Improved Design)		K9735	1 F004
Sway Bar Bushing				
1987-1984			K9264	1 F005
Sway Bar Repair Kit				
1990-1988		To End	K90123	2 F004

STEERING



Year	Model/Application	Part	P/C Qty	Figure
Rack & Pinion Boot Kit				
1990-1988	Manual Steering	Left	K9307	1 S010
1987-1984	Manual Steering	Left	K9366	1 S257
	Manual Steering	Right	K9307	1 S257
Tie Rod End				
1990-1988	(Powdered Metal Gusher Brg. For Better Lubrication) (Powdered Metal Gusher Brg. For Better Lubrication) (Full Ball Stud Provides 360 Degrees Of Smooth Rotation)	Left Outer Right Outer Inner	ES2946L ‡ ES2943R ‡ EV217 ‡	1 1 2 S010 S010 S010
1987-1984	Rack & Pinion Manual, (Powdered Metal Gusher Brg. For Better Lubrication) Rack & Pinion Manual, (Full Ball Stud Provides 360 Degrees Of Smooth Rotation)	Outer Inner	ES2095R ‡ EV180 ‡	2 2 S257 S257

REAR SUSPENSION

Year	Model/Application	Part	P/C Qty	Figure
Strut Bumper Bellows				
1990-1988	(Contains Bumper)		K90467	2

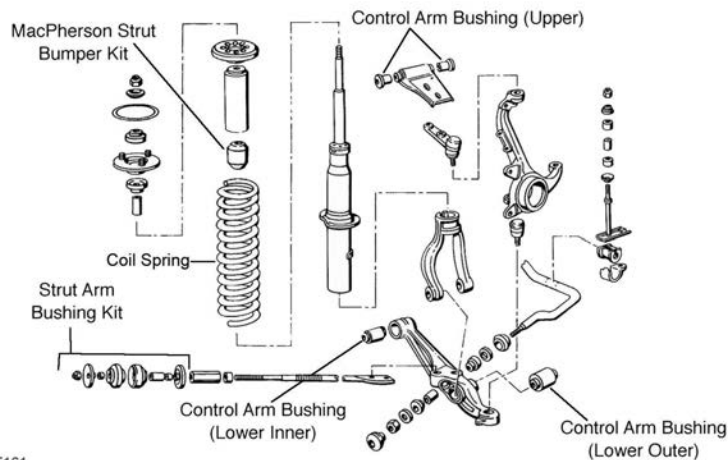
HONDA-CRX (Cont.)

REAR SUSPENSION (Cont.)

Year	Model/Application	Part	P/C Qty	Figure
Strut Bumper Bellows				
1987-1985	DX, HF, Si, (Contains Bumper)	K90467	2	
1984	DX, DX 3, (Contains Bumper)	K90467	2	
Strut Bushing				
1990-1989		Lower	K9671	2
1988-1984		Lower	K9443	2
Strut Mounting Kit				
1990-1988		Upper	K9492	2
1987-1984		Upper	K9498	2
Trailing Link Bushing				
1990-1988	3.16" Outside Diameter		K80668	2
Wheel Hub & Bearing Assembly				
1990-1985			513035	2
1984			513034	2

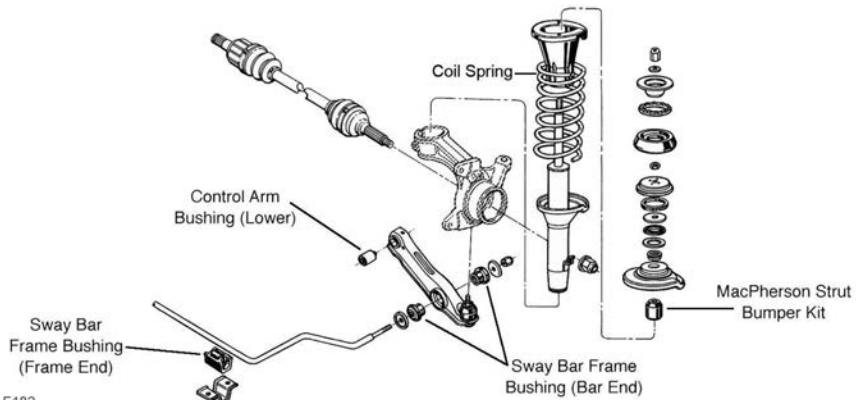
HONDA-Prelude

FRONT SUSPENSION



F161

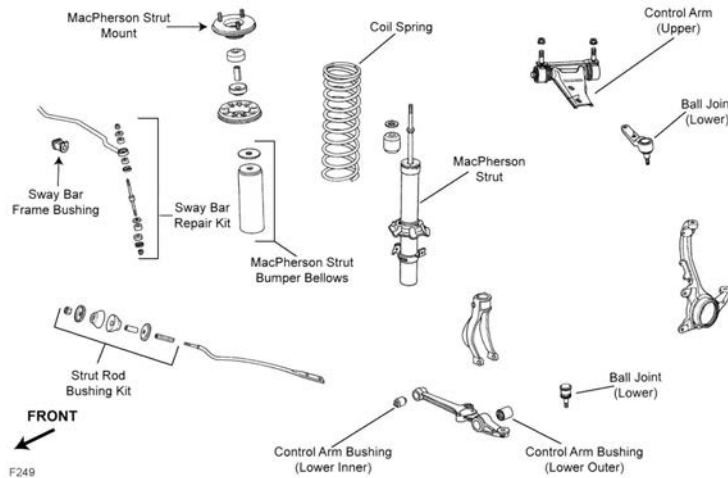
F161



F182

F182

FRONT SUSPENSION (Cont.)

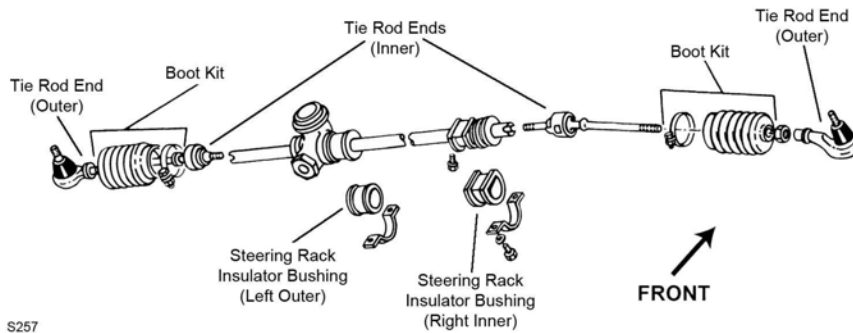


F249

Year	Model/Application	Part	P/C Qty	Figure	
Ball Joint					
1990-1988	(Powdered Metal Gusher Brg. For Better Lubrication)	Upper Lower	K9750 K9385 ‡	2 2	F249 F249
1987-1983	(Powdered Metal Gusher Brg. For Better Lubrication)	Upper Lower	K9404 K9385 ‡	2 2	F161 F161
Control Arm Bushing					
1990-1988		Arm To Frame, Lower	K90063	2	F249
1987-1983	(Contains Front And Rear Bushings)	Upper Lower To Frame	K9580 K9758	2 2	F161 F161
1982-1979		Lower	K9191	1	F182
Control Arm Bushing Set					
1990-1988	(Contains Bolt And Nut, Contains Driver And Passenger Side Bushings)	To Shock Fork	K9759 ‡	2	F249
Control Arm with Ball Joint					
1982-1979	(Contains Frame Bushing, R-Series)	Lower	RK9145	2	F182
Strut Bumper Bellows					
1990-1988	(Contains Bumper)		K90467	2	F249
1987-1983	(OE Material For Strut Performance And Longevity, Contains Bumper)		K90462 ‡	2	F161
1982-1979	(OE Material For Strut Performance And Longevity, Contains Bumper)		K90462 ‡	2	F182
Strut Mounting Kit					
1990-1988		Upper	K9492	2	F249
1987-1983		Upper	K9492	2	F161
Strut Rod Bushing Kit					
1987-1983	(Improved Design)		K9735	1	F161
Sway Bar Bushing					
1990-1988	(Standard Design) (Contains Thermoplastic Bushings And Universal Mounting Bracket, Contains Thermoplastic Bushings And Universal Mounting Bracket)	To Frame To Frame	K90194 K90400 ‡	1 1	F249 F249
1981-1980		To Frame	K201076	1	F182
Sway Bar Repair Kit					
1990-1988		To End	K90123	2	F249
Wheel Hub Repair Kit					
1983			518504	2	

HONDA-Prelude (Cont.)

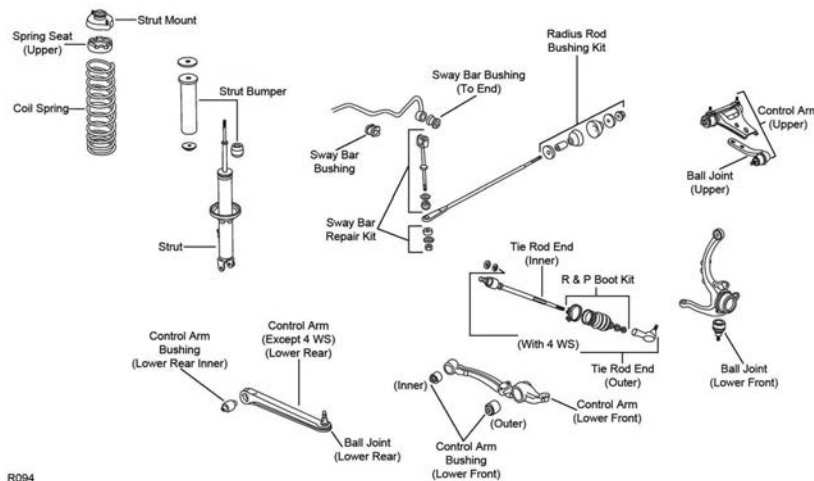
STEERING



S257

Year	Model/Application	Part	P/C Qty	Figure	
Rack & Pinion Boot Kit					
1990-1988	2 Wheel Steering	Left Right	K9306 K9306	1 1	S257 S257
1987-1984			K9306	2	S257
1983	Automatic Transaxle Manual Transaxle		K9306 K9307	2 1	S257 S257
Steering Rack Insulator Bushing					
1990-1988		Left	K201217	1	S257
1987-1983	Power Steering	Right	K201122	1	S257
Tie Rod End					
1990-1988	2 Wheel Steering, (Includes Sunloy-Coated Metal Bearing To Combine Durability With Smooth Stud Swing)	Outer	ES2942RL ‡	2	S257
1990-1983	2 Wheel Steering, (Full Ball Stud Provides 360 Degrees Of Smooth Rotation)	Inner	EV194 ‡	2	S257
1987-1979	(Powdered Metal Gusher Brg. For Better Lubrication)	Outer	ES2095R ‡	2	S257
1982-1979	(Full Ball Stud Provides 360 Degrees Of Smooth Rotation)	Inner	EV157 ‡	2	S257

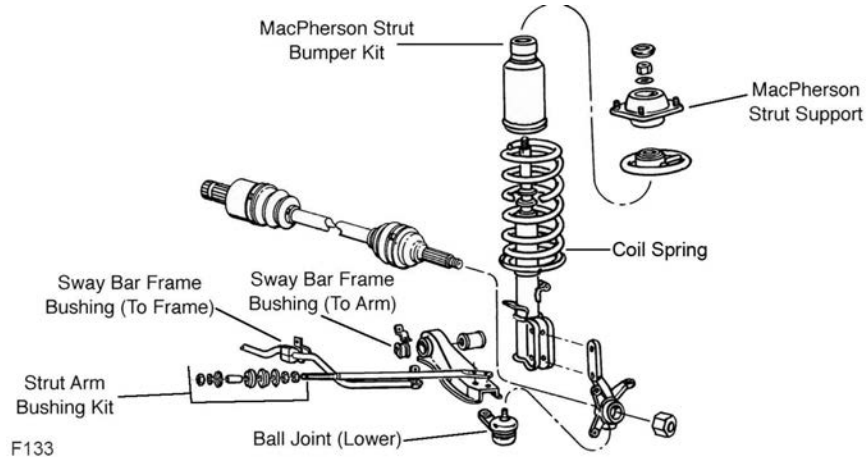
REAR SUSPENSION



R094

Year	Model/Application	Part	P/C Qty	Figure	
Strut Bumper Bellows					
1987-1983	(OE Material For Strut Performance And Longevity, Contains Bumper)		K90462 ‡	2	R094
Strut Mount					
1990-1988	(Contains Insulator)		K9697	2	R094
Strut Mounting Kit					
1987-1979		Upper	K9498	2	
Sway Bar Bushing					
1990-1983		To End	K90193	2	R094
Tie Rod End					
1990-1988	4 Wheel Steering	Inner	EV219	2	R094

FRONT SUSPENSION



F133

Year	Model/Application	Part	P/C Qty	Figure
Ball Joint				
1990		Lower	K9635	2
1989-1986		Left Lower	K9091	1
		Right Lower	K9089	1
Control Arm				
1990	(R-Series)	Left Lower	RK640406	1
	(R-Series)	Right Lower	RK640405	1
Strut Bumper Bellows				
1990	(Original Equipment Type)		K150274	2
	(Replacement Type, Contains Bumper)		K90460	2
1989-1986	(OE Material For Strut Performance And Longevity, Contains Bumper)		K90462 ‡	2
Strut Mount				
1990	(Contains Bearing)		K9638	2
1989-1986	(Contains Bearing)		K9392	2
Sway Bar Bushing				
1989-1986		To Strut Rod	K9401	1
Sway Bar Repair Kit				
1990	(Heavy Duty Design)		K90308	2
	5" Length, (Includes Polyurethane Bushings And Solid Metal Sleeve For Enhanced Performance. Barrel Nut Allows For Easier Installation.)		K700530 ‡	2
STEERING				
Year	Model/Application	Part	P/C Qty	Figure
Rack & Pinion Boot Kit				
1990	Power Steering, Thru 4/90, (High Temperature)		K9358	2
1990-1986	Manual Steering		K9882	2
	Power Steering, (Standard Design)		K9877	2
Tie Rod End				
1990	Rack & Pinion Manual, From 5/90, (Full Ball Stud Provides 360 Degrees Of Smooth Rotation)	Inner	EV226 ‡	2
	Rack & Pinion Power, Internally Threaded Racks, (Full Ball Stud Provides 360 Degrees Of Smooth Rotation)	Inner	EV223 ‡	2
1990-1986	(Includes Sunloy-Coated Metal Bearing To Combine Durability With Smooth Stud Swing)	Outer	ES2171R ‡	2
1989-1986	Rack & Pinion Manual, (Full Ball Stud Provides 360 Degrees Of Smooth Rotation)	Inner	EV161 ‡	2
	Rack & Pinion Power, (Full Ball Stud Provides 360 Degrees Of Smooth Rotation)	Inner	EV222 ‡	2

FRONT SUSPENSION

Year	Model/Application	Part	P/C Qty	Figure
Ball Joint				
1987-1984		Lower	K9077	2

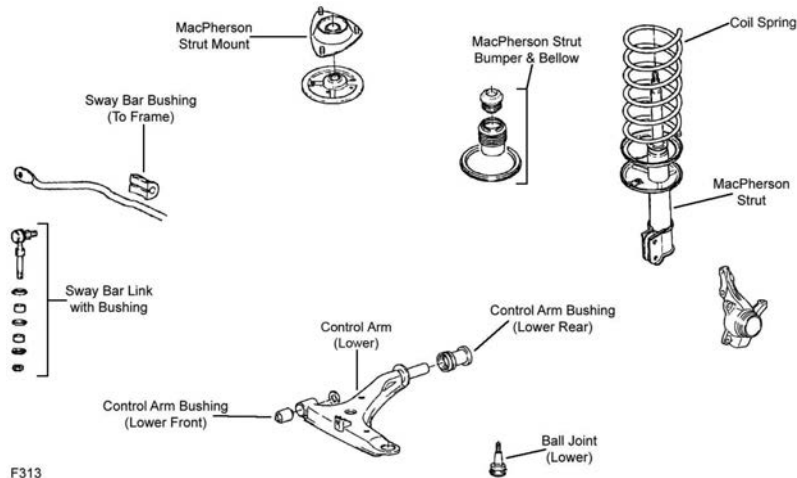
HYUNDAI-Pony (Cont.)

STEERING

Year	Model/Application	Part	P/C Qty	Figure
Tie Rod End				
1987-1984	(Includes Sunloy-Coated Metal Bearing To Combine Durability With Smooth Stud Swing)	Outer	ES2194R ‡	2

HYUNDAI-Sonata

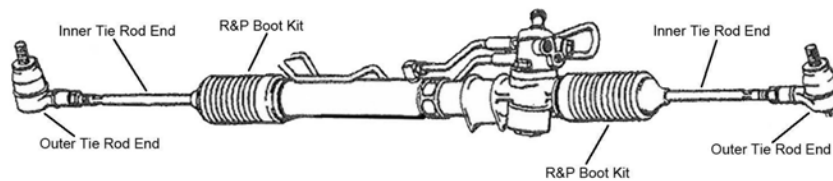
FRONT SUSPENSION



F313

Year	Model/Application	Part	P/C Qty	Figure
Control Arm with Ball Joint				
1990-1989	(R-Series)	Left Lower	RK622723	1 F313
Strut Bumper Bellows				
1990-1989	(Replacement Type, Contains Bumper)		K90460	2 F313
Strut Mount				
1990-1989	(Mount Only)		K9706	2 F313
Sway Bar Link				
1990-1989	(Link With 1 Stud)		K9471	2 F313
Sway Bar Repair Kit				
1990-1989	(Bolts Not Included)		K7402	2 F313

STEERING



S017

Year	Model/Application	Part	P/C Qty	Figure
Rack & Pinion Boot Kit				
1990-1989	Mando Design Rack And Pinion Gear		K9882	2 S017
Tie Rod End				
1990-1989	(Powdered Metal Gusher Brg. For Better Lubrication) Externally Threaded Racks, Mando Design Rack And Pinion Gear TRW Design Rack And Pinion Gear	Outer	ES2347RL ‡	2 S017
		Inner	EV381	2 S017
		Inner	EV372	2 S017

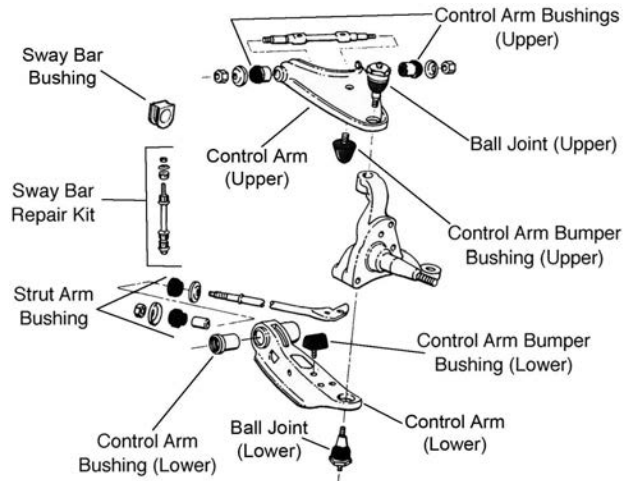
REAR SUSPENSION

Year	Model/Application	Part	P/C Qty	Figure
Shock Mount				
1990-1989			K9689	2

STEERING				
Year	Model/Application	Part	P/C Qty	Figure
Tie Rod End				
1987	(Includes Sunoloy-Coated Metal Bearing To Combine Durability With Smooth Stud Swing)	Outer	ES2171R ‡	2
1986	From 12/2/86, (Includes Sunoloy-Coated Metal Bearing To Combine Durability With Smooth Stud Swing)	Outer	ES2171R ‡	2

Crown-IMPERIAL

FRONT SUSPENSION



F125

Year	Model/Application	Part	P/C Qty	Figure
Ball Joint				
1970-1967	(Powdered Metal Gusher Brg. For Better Lubrication)	Lower	K7025 ‡	2 F125
1970-1957	(Powdered Metal Gusher Brg. For Better Lubrication)	Upper	K778 ‡	2 F125
1966-1960	(Threaded Type, Powdered Metal Gusher Brg. For Better Lubrication)	Lower	K727 ‡	2 F125
Control Arm Bumper Bushing				
1970-1967	(Design Allows Ease Of Installation)	Lower	K200982 ‡	2 F125
Control Arm Bushing				
1966-1959	(Contains Front And Rear Bushings)	Upper	K325	1 F125
Strut Rod Bushing				
1966-1957			K7039	1 F125
Strut Rod Bushing Kit				
1970-1967	(Improved Design)		K7026	1
	(Standard Design)		K7016A	1
Sway Bar Repair Kit				
1970-1967	(Heavy Duty Design)		K6629 ‡	2 F125
	(Includes Polyurethane Bushings And Solid Metal Sleeve For Enhanced Performance. Barrel Nut Allows For Easier Installation.)		K700535 ‡	2 F125
	(Standard Design)		K8266	2 F125

STEERING

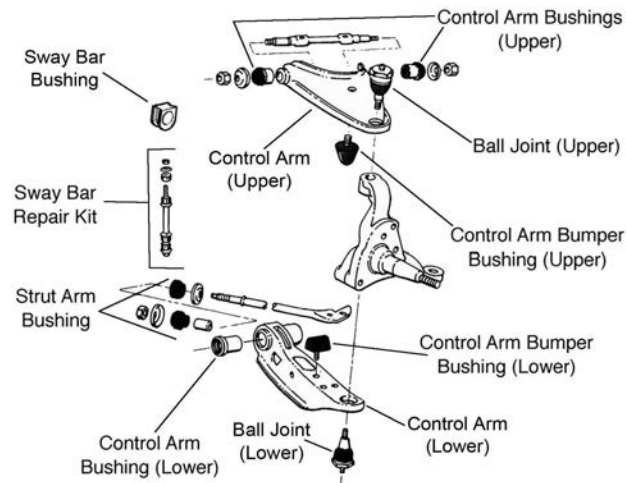
Year	Model/Application	Part	P/C Qty	Figure
Idler Arm Bushing Kit				
1970-1969	(For OE Design Idler Arm Only)		K7046	1
Tie Rod Adjusting Sleeve				
1970-1959			ES2004S	2
1958-1957	11/16" - 18 Thread, 4.72" Length		ES2004S	1

REAR SUSPENSION

Year	Model/Application	Part	P/C Qty	Figure
Leaf Spring Bolt Kit				
1970-1967		Fixed End	K150236	2
Leaf Spring Shackle Bushing				
1970-1959	(Split Type Bushing)		K7308	4

IMPERIAL-Crown Imperial

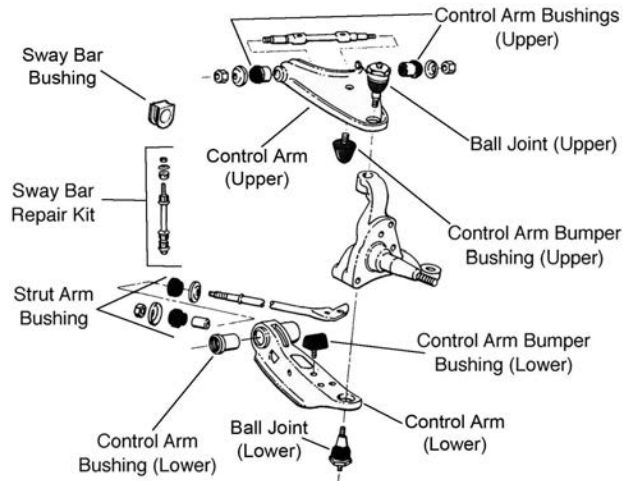
FRONT SUSPENSION



F125

Year	Model/Application	Part	P/C Qty	Figure	
Ball Joint					
1965-1963	(Powdered Metal Gusher Brg. For Better Lubrication)	Upper	K778 ‡	2	F125
	(Threaded Type, Powdered Metal Gusher Brg. For Better Lubrication)	Lower	K727 ‡	2	F125
1961-1960	(Threaded Type, Powdered Metal Gusher Brg. For Better Lubrication)	Lower	K727 ‡	2	F125
1961-1957	(Powdered Metal Gusher Brg. For Better Lubrication)	Upper	K778 ‡	2	F125
Control Arm Bushing					
1965-1963	(Contains Front And Rear Bushings)	Upper	K325	1	F125
1961-1959	(Contains Front And Rear Bushings)	Upper	K325	1	F125
Strut Rod Bushing					
1965-1963			K7039	1	F125
1961-1957			K7039	1	F125
STEERING					
Year	Model/Application	Part	P/C Qty	Figure	
Tie Rod Adjusting Sleeve					
1965-1963			ES2004S	2	
1961-1955			ES2004S	2	
REAR SUSPENSION					
Year	Model/Application	Part	P/C Qty	Figure	
Leaf Spring Shackle Bushing					
1965-1963	(Split Type Bushing)		K7308	4	
1961-1955	(Split Type Bushing)		K7308	4	

FRONT SUSPENSION



F125

Year	Model/Application	Part	P/C Qty	Figure	
Ball Joint					
1963-1960	(Threaded Type, Powdered Metal Gusher Brg. For Better Lubrication)	Lower	K727 ‡	2	F125
1963-1959	(Powdered Metal Gusher Brg. For Better Lubrication)	Upper	K778 ‡	2	F125
Control Arm Bushing					
1963-1959	(Contains Front And Rear Bushings)	Upper	K325	1	F125
Strut Rod Bushing					
1963-1959			K7039	1	F125

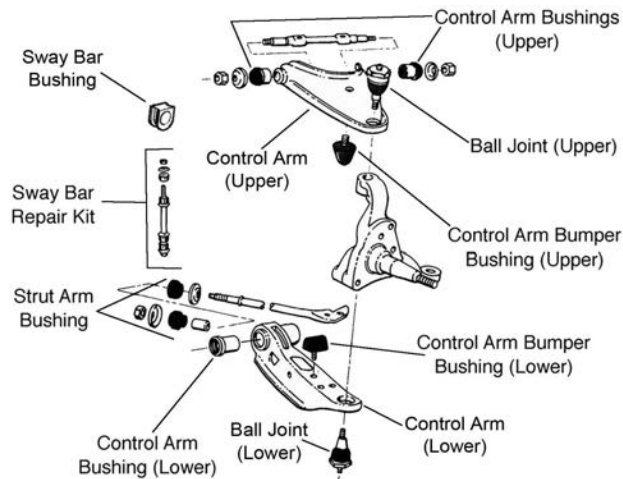
STEERING

Year	Model/Application	Part	P/C Qty	Figure	
Tie Rod Adjusting Sleeve					
1963-1959			ES2004S	2	

REAR SUSPENSION

Year	Model/Application	Part	P/C Qty	Figure	
Leaf Spring Shackle Bushing					
1963-1959	(Split Type Bushing)		K7308	4	

FRONT SUSPENSION



F125

Year	Model/Application	Part	P/C Qty	Figure	
Ball Joint					
1967	(Powdered Metal Gusher Brg. For Better Lubrication)	Upper	K778 ‡	2	F125

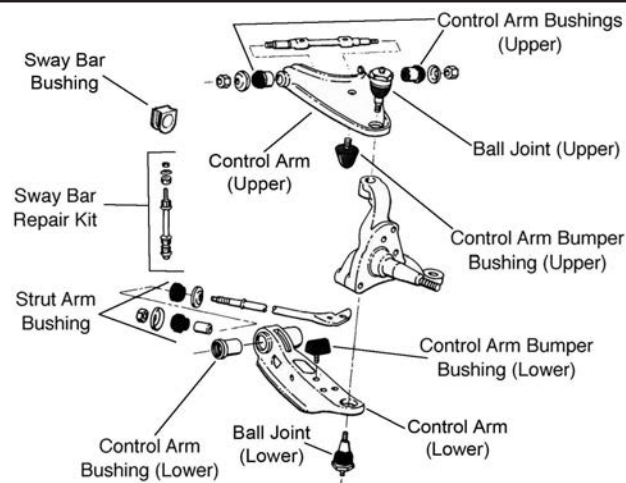
IMPERIAL-Imperial (Cont.)

FRONT SUSPENSION (Cont.)

Year	Model/Application	Part	P/C Qty	Figure
Ball Joint				
1967 (Cont.)	(Powdered Metal Gusher Brg. For Better Lubrication)	Lower	K7025 ‡	2 F125
1958-1957	(Powdered Metal Gusher Brg. For Better Lubrication)	Upper	K778 ‡	2 F125
Control Arm Bumper Bushing				
1967	(Design Allows Ease Of Installation)	Lower	K200982 ‡	2 F125
Strut Rod Bushing				
1958-1957			K7039	1 F125
Strut Rod Bushing Kit				
1967	(Improved Design) (Standard Design)		K7026 K7016A	1 1
Sway Bar Repair Kit				
1967	(Heavy Duty Design) (Includes Polyurethane Bushings And Solid Metal Sleeve For Enhanced Performance. Barrel Nut Allows For Easier Installation.) (Standard Design)		K6629 ‡ K700535 ‡ K8266	2 2 2 F125 F125
STEERING				
Year	Model/Application	Part	P/C Qty	Figure
Tie Rod Adjusting Sleeve				
1967			ES2004S	2
1958-1955			ES2004S	2
REAR SUSPENSION				
Year	Model/Application	Part	P/C Qty	Figure
Leaf Spring Bolt Kit				
1967		Fixed End	K150236	2
Leaf Spring Shackle Bushing				
1967	(Split Type Bushing)		K7308	4
1958-1955	(Split Type Bushing)		K7308	4

IMPERIAL-Lebaron

FRONT SUSPENSION

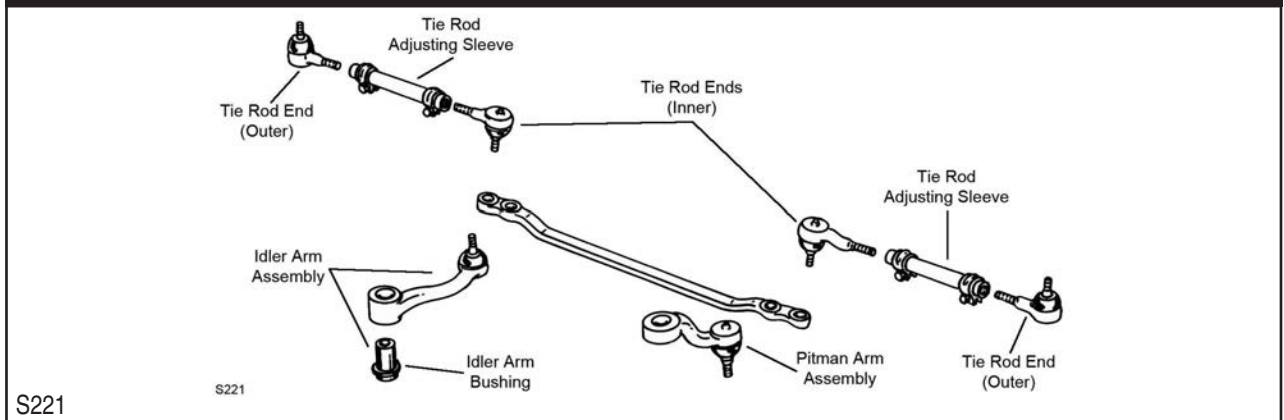


F125

Year	Model/Application	Part	P/C Qty	Figure
Ball Joint				
1975-1967	(Powdered Metal Gusher Brg. For Better Lubrication)	Lower	K7025 ‡	2 F125
1975-1957	(Powdered Metal Gusher Brg. For Better Lubrication)	Upper	K778 ‡	2 F125
1966-1960	(Threaded Type, Powdered Metal Gusher Brg. For Better Lubrication)	Lower	K727 ‡	2 F125
Control Arm Bumper Bushing				
1973-1967	(Design Allows Ease Of Installation)	Lower	K200982 ‡	2 F125

FRONT SUSPENSION (Cont.)				
Year	Model/Application	Part	P/C Qty	Figure
Control Arm Bushing				
1975-1974	(Contains Front And Rear Bushings)	Upper	K7070	2 F125
1966-1959	(Contains Front And Rear Bushings)	Upper	K325	1 F125
Strut Rod Bushing				
1966-1957			K7039	1 F125
Strut Rod Bushing Kit				
1973-1967	(Improved Design)		K7026	1
	(Standard Design)		K7016A	1
Sway Bar Bushing				
1975-1971	(Standard Design)	To Frame	K5227	1 F125
Sway Bar Repair Kit				
1975-1967	(Heavy Duty Design)		K6629 ‡	2 F125
	(Includes Polyurethane Bushings And Solid Metal Sleeve For Enhanced Performance. Barrel Nut Allows For Easier Installation.)		K700535 ‡	2 F125
	(Standard Design)		K8266	2 F125

STEERING



Year	Model/Application	Part	P/C Qty	Figure
Idler Arm				
1975-1974	(Powdered Metal Gusher Brg. For Better Lubrication)		K7073 ‡	1 S221
Idler Arm Bushing Kit				
1975-1969	(For OE Design Idler Arm Only)		K7046	1 S221
Tie Rod Adjusting Sleeve				
1975-1974	1 1/16" Inside Diameter		ES440S	2 S221
1973-1959			ES2004S	2 S221
1958-1957	1 1/16" - 18 Thread, 4.72" Length		ES2004S	1 S221
Tie Rod End				
1975-1974	(Powdered Metal Gusher Brg. For Better Lubrication)	Outer	ES352R ‡	2 S221
	(Powdered Metal Gusher Brg. For Better Lubrication)	Inner	ES355RL ‡	2 S221

REAR SUSPENSION

Year	Model/Application	Part	P/C Qty	Figure
Leaf Spring Bolt Kit				
1973-1967		Fixed End	K150236	2
Leaf Spring Shackle Bushing				
1975-1959	(Split Type Bushing)		K7308	4

M30-INFINITI

FRONT SUSPENSION				
Year	Model/Application	Part	P/C Qty	Figure
Strut Mount				
1990	(Contains Bearing)		K90303	2
Strut Rod Bushing				
1990	Except Active Suspension		K200974	2

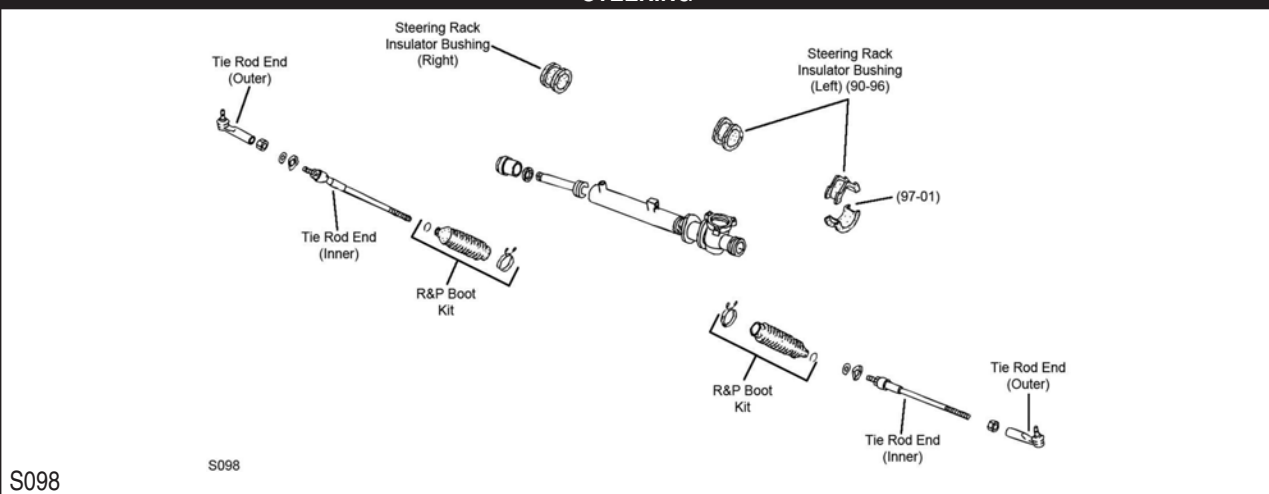
INFINITI-M30 (Cont.)

STEERING				
Year	Model/Application	Part	P/C Qty	Figure
Rack & Pinion Boot Kit				
1990		K9860	2	
Tie Rod End				
1990	(Full Ball Stud Provides 360 Degrees Of Smooth Rotation)	Inner	EV345 ‡	2
REAR SUSPENSION				
Year	Model/Application	Part	P/C Qty	Figure
Sway Bar Bushing				
1990	Touring Suspension	To Frame	K90583	1

INFINITI-Q45

FRONT SUSPENSION				
Year	Model/Application	Part	P/C Qty	Figure
Strut Bumper Bellows				
1990	4 Wheel Steering, (Replacement Type, Contains Bumper)	K90460	2	
Strut Rod Bushing				
1990	Except Active Suspension	K200974	2	
Sway Bar Bushing				
1990	2 Wheel Steering	To Frame	K90595	1
Sway Bar Link				
1990		K9830	2	

STEERING

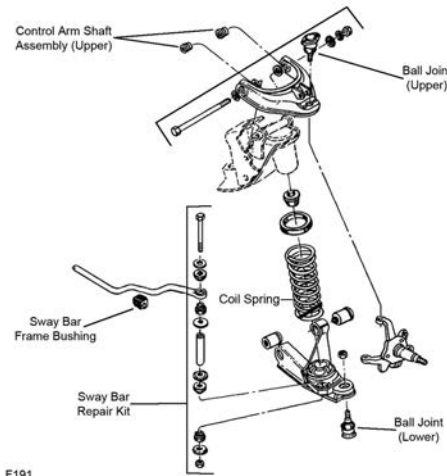


Year	Model/Application	Part	P/C Qty	Figure
Tie Rod End				
1990		Outer	ES3404	2
		Inner	EV346	2

REAR SUSPENSION

Year	Model/Application	Part	P/C Qty	Figure
Strut Mounting Kit				
1990	Standard Suspension	K9775	2	
Sway Bar Bushing				
1990	Touring Suspension	To Frame	K90583	1
Sway Bar Repair Kit				
1990		K90247	2	
Tie Rod End				
1990	(Full Ball Stud Provides 360 Degrees Of Smooth Rotation)	Inner	EV181 ‡	2

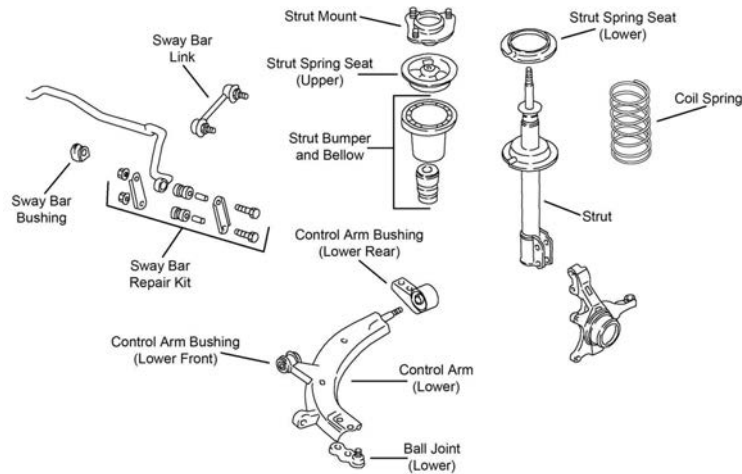
FRONT SUSPENSION



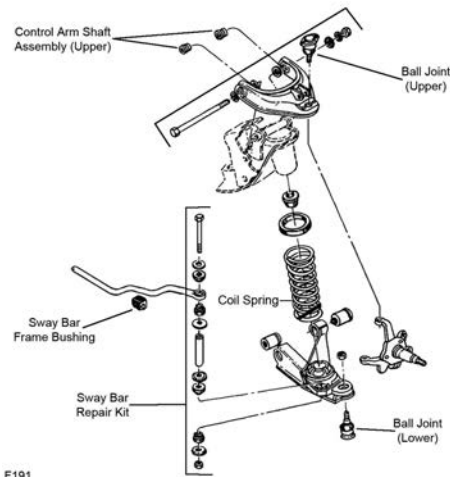
F191

Year	Model/Application	Part	P/C Qty	Figure
Ball Joint				
1989-1985	Except RS Package, (Powdered Metal Gusher Brg. For Better Lubrication)	Lower	K9389 ‡	2
1985-1981	Plus or Minus 1 Degree, (Replaces OEM Offset To Provide 1 Degree +/- Camber/Caster)	Upper	K5292 ‡	2 F191
1984-1981	(Powdered Metal Gusher Brg. For Better Lubrication)	Lower	K6273 ‡	2 F191
Control Arm Bushing Set				
1985	Rear Wheel Drive, Thru 1/85, (Contains Front And Rear Bushings)	Upper	K6170	2 F191
	Rear Wheel Drive, Thru 2/1/85, (Contains Front And Rear Bushings)	Lower	K6163	2 F191
1984-1981	(Contains Front And Rear Bushings)	Upper	K6170	2 F191
	(Contains Front And Rear Bushings)	Lower	K6163	2 F191
Strut Mount				
1989-1985	(Contains Bearing)		K9648	2
Sway Bar Bushing				
1985	Rear Wheel Drive, 19mm Sway Bar Diameter, Thru 1/31/85	To Frame	K5242	1 F191
	Rear Wheel Drive, 23mm Sway Bar Diameter, Thru 1/31/85	To Frame	K3110	1 F191
1984-1981	19mm Sway Bar Diameter	To Frame	K5242	1 F191
	23mm Sway Bar Diameter	To Frame	K3110	1 F191
Sway Bar Repair Kit				
1985	Rear Wheel Drive, Thru 1/31/85, (Standard Design)		K6217	2 F191
	Rear Wheel Drive, Thru 1/31/85, 6-1/2" Length, (Includes Polyurethane Bushings And Solid Metal Sleeve For Enhanced Performance. Barrel Nut Allows For Easier Installation.)		K700534 ‡	2 F191
1984-1981	(Standard Design)		K6217	2 F191
	6-1/2" Length, (Includes Polyurethane Bushings And Solid Metal Sleeve For Enhanced Performance. Barrel Nut Allows For Easier Installation.)		K700534 ‡	2 F191
STEERING				
Year	Model/Application	Part	P/C Qty	Figure
Rack & Pinion Boot Kit				
1989-1986	Manual Steering		K9680	2
	Power Steering		K9682	2
1985	From 2/85, Manual Steering		K9680	2
	From 2/85, Power Steering		K9682	2
Tie Rod End				
1989-1986	Rack & Pinion Power, (Full Ball Stud Provides 360 Degrees Of Smooth Rotation)	Outer	ES2926RL	2
		Inner	EV203 ‡	2
1985	Front Wheel Drive	Outer	ES2926RL	2
	Front Wheel Drive, Rack & Pinion Power, (Full Ball Stud Provides 360 Degrees Of Smooth Rotation)	Inner	EV203 ‡	2
	Rear Wheel Drive	Outer	ES2316	2
	Rear Wheel Drive, (Full Ball Stud Provides 360 Degrees Of Smooth Rotation)	Inner	EV192 ‡	2
1984-1981	(Full Ball Stud Provides 360 Degrees Of Smooth Rotation)	Outer	ES2316	2
		Inner	EV192 ‡	2

FRONT SUSPENSION



F122



F191

Year	Model/Application	Part	P/C Qty	Figure
Ball Joint				
1990	(Powdered Metal Gusher Brg. For Better Lubrication)	Lower	K9479 ‡	2 F122
1989-1983	Plus or Minus 1 Degree, (Replaces OEM Offset To Provide 1 Degree +/- Camber/Caster)	Lower Upper	K9457 K5292 ‡	2 2 F191
Control Arm Bushing Set				
1989-1983	(Contains Front And Rear Bushings)	Upper	K6170	2 F191
Strut Bumper Bellows				
1990	(Contains Bumper)		K90461	2 F122
Strut Mount				
1990	(Contains Bearing)		K9565	2 F122
Sway Bar Bushing				
1989-1983	23mm Sway Bar Diameter	To Frame	K3110	1 F191
1988-1983	19mm Sway Bar Diameter	To Frame	K5242	1 F191
Sway Bar Repair Kit				
1989-1983	(Standard Design) 6-1/2" Length, (Includes Polyurethane Bushings And Solid Metal Sleeve For Enhanced Performance. Barrel Nut Allows For Easier Installation.)		K6217 K700534 ‡	2 2 F191

STEERING

Year	Model/Application	Part	P/C Qty	Figure
Rack & Pinion Boot Kit				
1990	Power Steering		K9682	2
Tie Rod End				
1990	(Powdered Metal Gusher Brg. For Better Lubrication) (Full Ball Stud Provides 360 Degrees Of Smooth Rotation)	Outer Inner	ES3303 ‡ EV279 ‡	2 2

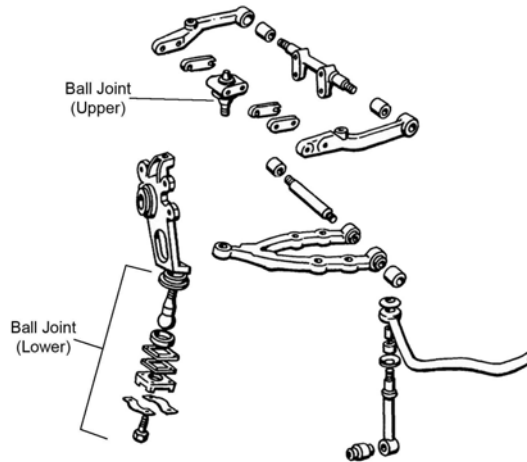
STEERING (Cont.)				
Year	Model/Application	Part	P/C Qty	Figure
Tie Rod End				
1989-1983	(Full Ball Stud Provides 360 Degrees Of Smooth Rotation)	Outer Inner	ES3046RL EV192 ‡	2 2
REAR SUSPENSION				
Year	Model/Application	Part	P/C Qty	Figure
Strut Bumper Bellows				
1990	(Contains Bumper)		K90464	2
Strut Mount				
1990			K9691	2
Wheel Hub & Bearing Assembly				
1990			512171	2

Mark Series-JAGUAR

FRONT SUSPENSION				
F176				
Year	Model/Application	Part	P/C Qty	Figure
Mark				
Ball Joint				
1967-1959	3781cc(3.8L), II 3781cc(3.8L), II	Upper Lower	K9700 K9699	2 2
1967-1957	3442cc(3.4L), II 3442cc(3.4L), II	Upper Lower	K9700 K9699	2 2
Mark X				
Ball Joint				
1966-1961		Upper Lower	K9700 K9699	2 2

JAGUAR-XJ6 Series

FRONT SUSPENSION



F176

F176

Year	Model/Application	Part	P/C Qty	Figure
XJ6				
Ball Joint				
1990-1988		Upper Lower	K9700 K9699	2 2
1987-1980		Upper Lower	K9700 K9699	2 2
1974-1969		Upper Lower	K9700 K9699	2 2
				F176 F176 F176 F176
Sway Bar Link				
1990	(Powdered Metal Gusher Brg. For Better Lubrication)		K750225 ‡	1
XJ6C				
Ball Joint				
1977-1975		Upper Lower	K9700 K9699	2 2
				F176 F176
XJ6L				
Ball Joint				
1979-1974		Upper Lower	K9700 K9699	2 2
				F176 F176

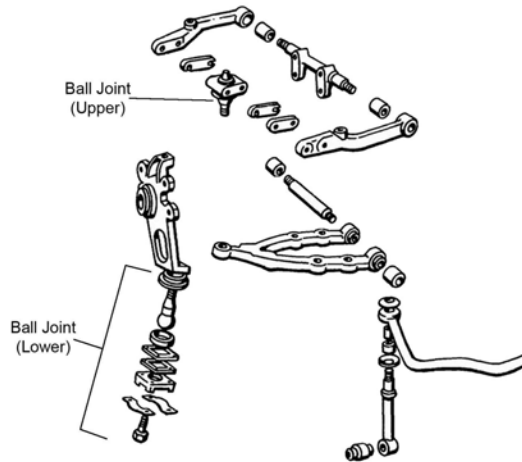
STEERING

Year	Model/Application	Part	P/C Qty	Figure
XJ6				
Steering Rack Insulator Bushing				
1990-1980	(Contains Left And Right Bushings)		K9458	1
1974-1973	(Contains Left And Right Bushings)		K9458	1
Tie Rod End				
1990-1982		Outer	ES3244	2
XJ6C				
Steering Rack Insulator Bushing				
1977-1975	(Contains Left And Right Bushings)		K9458	1
XJ6L				
Steering Rack Insulator Bushing				
1979-1974	(Contains Left And Right Bushings)		K9458	1

REAR SUSPENSION

Year	Model/Application	Part	P/C Qty	Figure
XJ6				
Sway Bar Link				
1990-1988			K700001	2

FRONT SUSPENSION



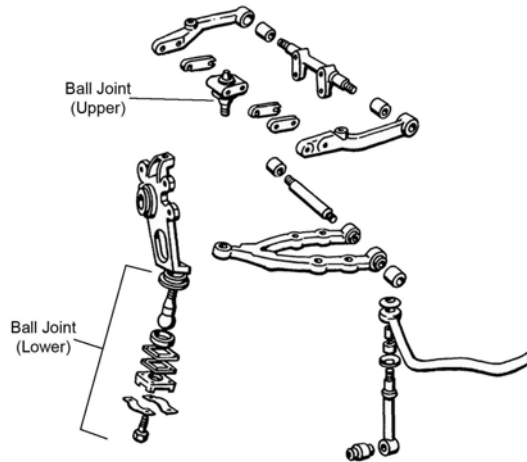
F176

F176

Year	Model/Application	Part	P/C Qty	Figure
XJ12				
Ball Joint				
1974-1973		Upper Lower	2 2	F176 F176
Sway Bar Link				
1990	(Powdered Metal Gusher Brg. For Better Lubrication)	K750225 ‡	1	
XJ12C				
Ball Joint				
1977-1974		Upper Lower	2 2	F176 F176
XJ12L				
Ball Joint				
1979-1974		Upper Lower	2 2	F176 F176
STEERING				
Year	Model/Application	Part	P/C Qty	Figure
XJ12				
Rack & Pinion Boot Kit				
1982-1981		K90078	2	
Steering Rack Insulator Bushing				
1974-1973	(Contains Left And Right Bushings)	K9458	1	
Tie Rod End				
1990-1983		Outer	ES3244	2
XJ12C				
Steering Rack Insulator Bushing				
1977-1974	(Contains Left And Right Bushings)	K9458	1	
XJ12L				
Steering Rack Insulator Bushing				
1979-1974	(Contains Left And Right Bushings)	K9458	1	
REAR SUSPENSION				
Year	Model/Application	Part	P/C Qty	Figure
XJ12				
Tie Rod End				
1982	From 7/82, 14mm Threads	Outer	ES3244	2

JAGUAR-XJS

FRONT SUSPENSION



F176

F176

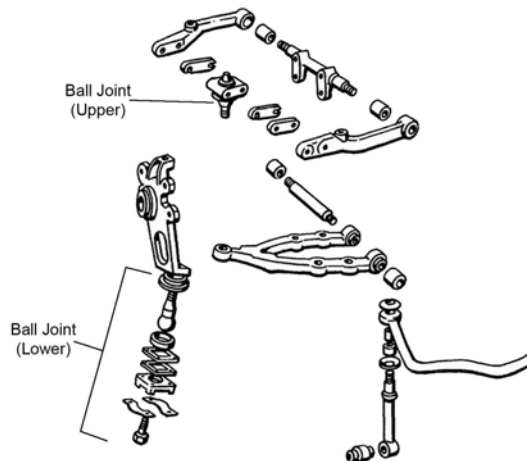
Year	Model/Application	Part	P/C Qty	Figure
Ball Joint				
1990-1988		Upper Lower	K9700 K9699	2 2
1987-1976		Upper Lower	K9700 K9699	2 2
				F176 F176
Sway Bar Link				
1990	(Powdered Metal Gusher Brg. For Better Lubrication)	K750225 ‡	1	

STEERING

Year	Model/Application	Part	P/C Qty	Figure
Steering Rack Insulator Bushing				
1990-1976	(Contains Left And Right Bushings)	K9458	1	
Tie Rod End				
1990-1982	From Vin Number 107865	Outer	ES3244	2

JAGUAR-XJSC

FRONT SUSPENSION



F176

F176

Year	Model/Application	Part	P/C Qty	Figure
Ball Joint				
1988-1987		Upper Lower	K9700 K9699	2 2
				F176 F176

STEERING				
Year	Model/Application	Part	P/C Qty	Figure
Steering Rack Insulator Bushing				
1988-1987	(Contains Left And Right Bushings)	K9458	1	
Tie Rod End				
1988-1987	From Vin Number 107865	Outer	ES3244	2

XKE-JAGUAR

FRONT SUSPENSION				
Year	Model/Application	Part	P/C Qty	Figure
Ball Joint				
1974-1969		Lower	K9699	2 F176
1964-1962		Lower	K9699	2 F176

ES Series-LEXUS

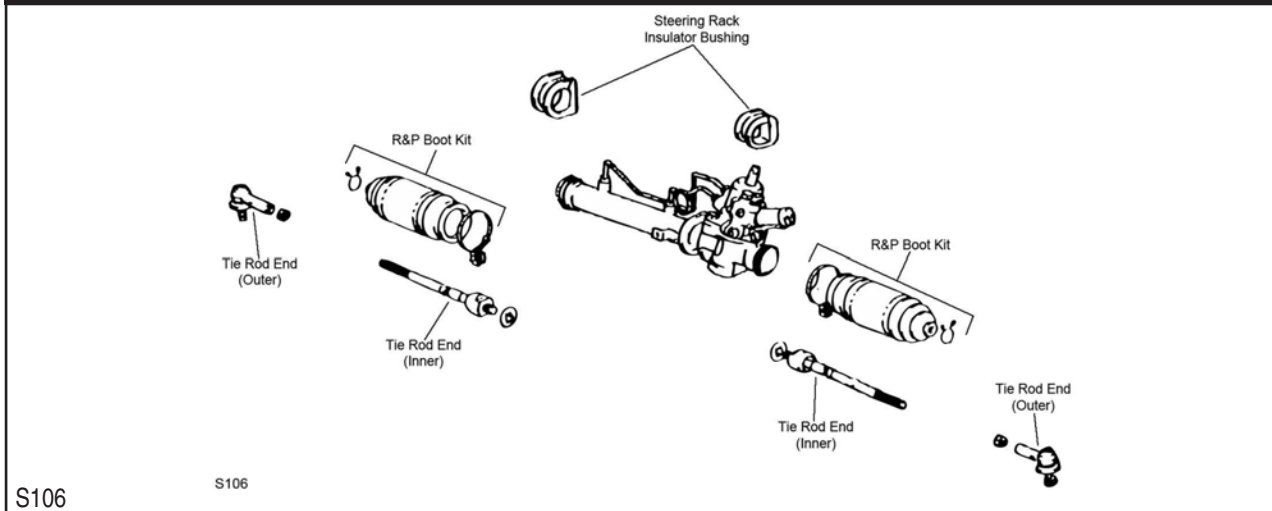
FRONT SUSPENSION				
Year	Model/Application	Part	P/C Qty	Figure
ES250				
Ball Joint				
1990		Lower	K9352	2 F067
Control Arm Bushing				
1990	(Design Allows Ease Of Installation)	Lower Inner	K200689 ‡	2 F067

LEXUS-ES Series (Cont.)

FRONT SUSPENSION (Cont.)

Year	Model/Application	Part	P/C Qty	Figure
ES250				
Control Arm with Ball Joint				
1990	(Contains Bushings) (R-Series)	Left Lower	CK620363 ‡	1 F067
		Left Lower	RK620363	1 F067
	(Contains Bushings) (R-Series)	Right Lower	CK620362 ‡	1 F067
		Right Lower	RK620362	1 F067
Strut Bumper Bellows				
1990	(Contains Bumper)		K90464	2 F067
Strut Mount				
1990	(Contains Bearing)		K9904	2 F067
Strut Spring Seat				
1990	(Insulator Only, Reduces Noise)	Lower	K160143 ‡	2 F067

STEERING

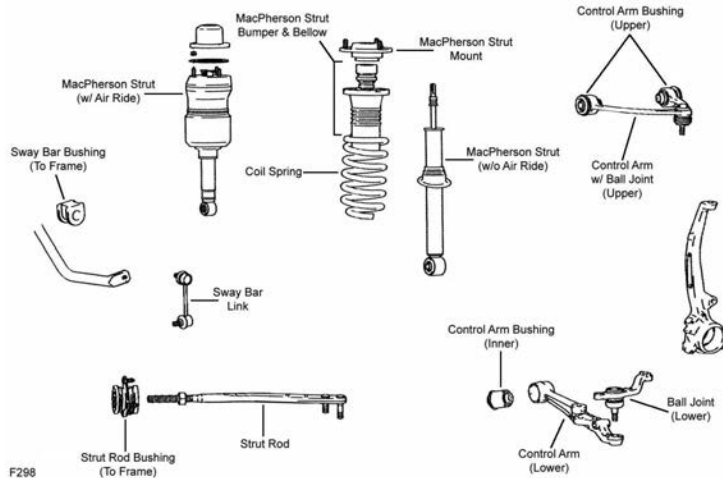


Year	Model/Application	Part	P/C Qty	Figure
ES250				
Tie Rod End				
1990	(Full Ball Stud Provides 360 Degrees Of Smooth Rotation)	Outer	ES2382	2 S106
		Inner	EV261 ‡	2 S106

REAR SUSPENSION

Year	Model/Application	Part	P/C Qty	Figure
ES250				
Control Arm				
1990	(R-Series)	Left Front Lower	RK642298	1
	(R-Series)	Right Front Lower	RK642297	1
Strut Bumper Bellows				
1990	(Contains Bumper)		K90464	2
Strut Mount				
1990			K9506	2
Strut Spring Seat				
1990	(Insulator Only, Reduces Noise)	Lower	K160143 ‡	2
Sway Bar Link				
1990	(Powdered Metal Gusher Brg. For Better Lubrication)		K9545 ‡	2

FRONT SUSPENSION



F298

Year	Model/Application	Part	P/C Qty	Figure
LS400				
Ball Joint				
1990		Left Lower Right Lower	K500257 K500256	1 1 F298 F298
Control Arm with Ball Joint				
1990	(Contains Bushings, R-Series) (Contains Bushings, R-Series)	Left Upper Right Upper	RK620813 RK620814	1 1 F298 F298
Strut Mount				
1990	Except Air Suspension, (Bearing Not Included)		K90287	2 F298
Sway Bar Link				
1990		Left Right	K90682 K90676	1 1 F298 F298

STEERING

Year	Model/Application	Part	P/C Qty	Figure
LS400				
Rack & Pinion Boot Kit				
1990		Left Right	K8581 K150326	1 1
Tie Rod End				
1990	(Greaseable Socket Reduces Corrosion/Wear) (Greaseable Socket Reduces Corrosion/Wear) (Full Ball Stud Provides 360 Degrees Of Smooth Rotation)	Left Outer Right Outer Left Inner Right Inner	ES80585 ‡ ES80584 ‡ EV462 ‡ EV80586	1 1 1 1

REAR SUSPENSION

Year	Model/Application	Part	P/C Qty	Figure
LS400				
Strut Mount				
1990	Except Air Suspension		K90289	2
Sway Bar Link				
1990	(Link With Sockets)		K80293	2

Capri-LINCOLN

FRONT SUSPENSION

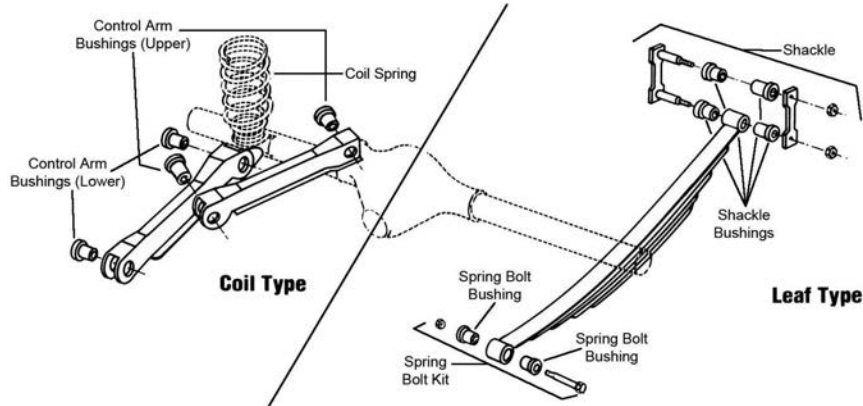
Year	Model/Application	Part	P/C Qty	Figure
Control Arm Bushing Set				
1959-1954	(Contains Front And Rear Bushings)	Upper	K321	1

LINCOLN-Capri (Cont.)

STEERING

Year	Model/Application	Part	P/C Qty	Figure
Tie Rod Adjusting Sleeve				
1959-1952		ES2004S	2	

REAR SUSPENSION

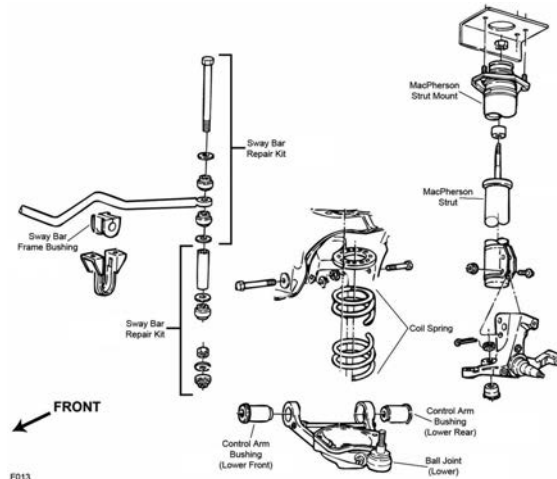


R310

Year	Model/Application	Part	P/C Qty	Figure
Leaf Spring Bushing				
1957-1952	Fixed End	K200955	4	R310
Leaf Spring Shackle Bushing				
1957-1952		K200955	8	R310

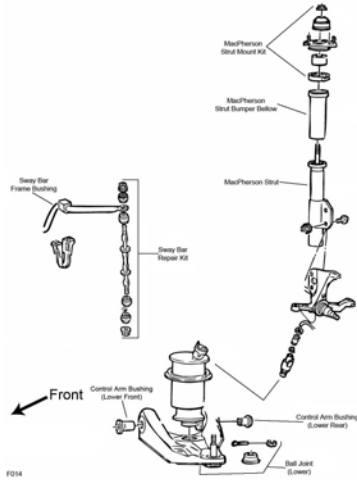
LINCOLN-Continental Series

FRONT SUSPENSION

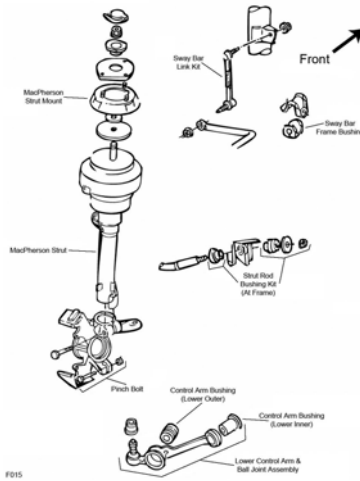


F013

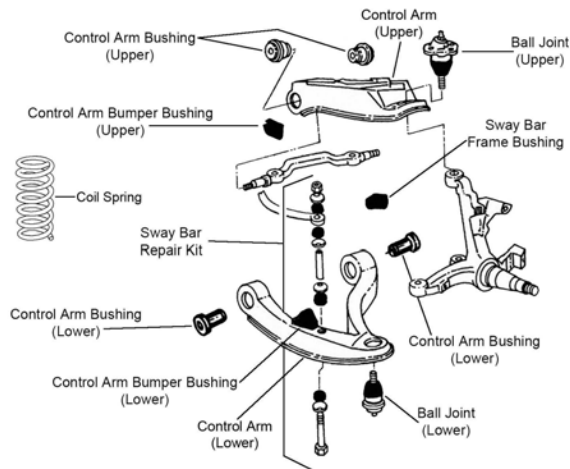
FRONT SUSPENSION (Cont.)



F014



F015

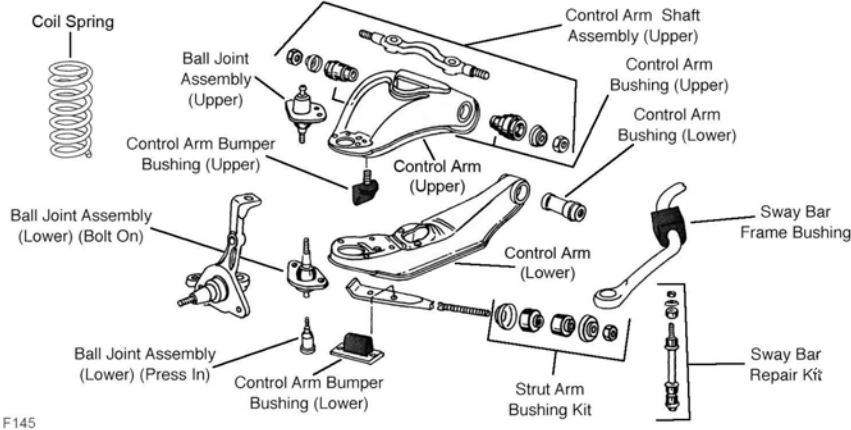


F144

F144

LINCOLN-Continental Series (Cont.)

FRONT SUSPENSION (Cont.)



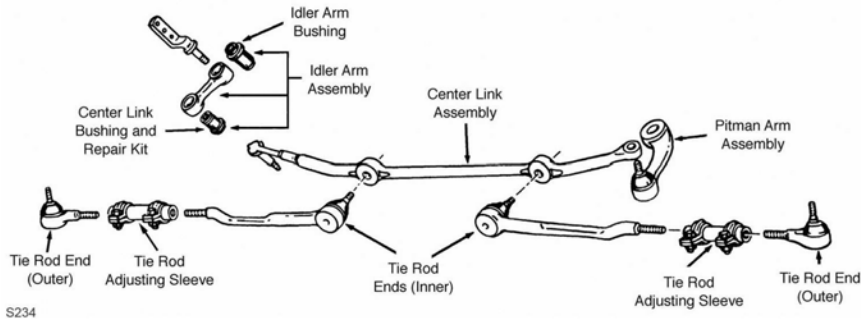
F145

Year	Model/Application	Part	P/C Qty	Figure
Continental				
Ball Joint				
1987-1984	(Powdered Metal Gusher Brg. For Better Lubrication)	Lower	K8471 ‡	2 F014
1980	(Powdered Metal Gusher Brg. For Better Lubrication)	Lower	K8259 ‡	2 F144
	Stamped Steel Arm, (Powdered Metal Gusher Brg. For Better Lubrication)	Upper	K8310 ‡	2 F144
1979-1970	(Powdered Metal Gusher Brg. For Better Lubrication)	Upper	K8212 ‡	2 F145
	(Press In Type, Powdered Metal Gusher Brg. For Better Lubrication)	Lower	K8197 ‡	2 F145
1972-1970	(Bolt On Type, Powdered Metal Gusher Brg. For Better Lubrication)	Lower	K8059 ‡	2 F145
Control Arm Bumper Bushing				
1980		Upper	K8856	2 F144
		Lower	K8855	2 F144
Control Arm Bushing				
1990-1988	(1 Piece Design, Original Equipment Type)	Lower Inner	K8415	2 F015
	(2 Piece Design, Design Allows Ease Of Installation)	Lower Outer	K8452	2 F015
		Lower Outer	K8613 ‡	2 F015
1979-1973	(Contains Front And Rear Bushings)	Upper	K8202	2 F145
1979-1969		Lower	K8082	2 F145
1972	From 3/15/72, 1.82" Length, (Contains Front And Rear Bushings)	Upper	K8202	2 F145
	Thru 3/14/72, 1.51" Length, (Contains Front And Rear Bushings)	Upper	K8083	2 F145
1971-1969	(Contains Front And Rear Bushings)	Upper	K8083	2 F145
Control Arm Bushing Set				
1987-1984	(Contains Front And Rear Bushings)	Lower	K8495	2 F014
1980	(Contains Front And Rear Bushings)	Upper	K8616 ‡	1 F144
	(Contains Front And Rear Bushings, Standard Design)	Upper	K8276	2 F144
	(Contains Front And Rear Bushings)	Lower	K8618 ‡	1 F144
	(Contains Front And Rear Bushings, Standard Design)	Lower	K8297	2 F144
Control Arm with Ball Joint				
1990-1988	(R-Series)	Left Lower	RK8501	1 F015
	(R-Series)	Right Lower	RK8499	1 F015
Strut Bumper Bellows				
1987-1984	(OE Material For Strut Performance And Longevity, Contains Bumper)		K90462 ‡	2 F014
1983-1982	(OE Material For Strut Performance And Longevity, Contains Bumper)		K90462 ‡	2 F013
Strut Mounting Kit				
1987-1984			K8640	2 F014
1983-1982			K8640	2 F013
Strut Rod Bushing Kit				
1990-1988	(Improved Design, No Need To Replace Cross Member)	To Frame	K8516 ‡	1 F015
	(No Need To Replace Cross Member)	To Frame	K8526 ‡	1 F015
Suspension Crossmember Repair Kit				
1990-1988	(No Need To Replace Cross Member)		K8737 ‡	2
Sway Bar Bushing				
1990-1988	19mm Sway Bar Diameter	To Frame	K8787	1 F015
	20.5mm Sway Bar Diameter, (Split Design For Easier Installation)	To Frame	K8794 ‡	1 F015
	22mm Sway Bar Diameter	To Frame	K8802	1 F015
	24mm Sway Bar Diameter	To Frame	K80018	1 F015

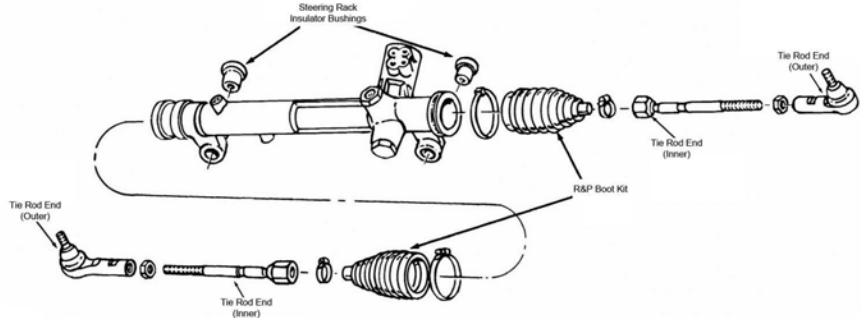
FRONT SUSPENSION (Cont.)

Year	Model/Application	Part	P/C Qty	Figure
Continental				
Sway Bar Bushing				
1987-1984	1-1/16" Sway Bar Diameter 7/8" Sway Bar Diameter	To Frame To Frame	K80093 K80090	1 1 F014 F014
1983-1982	1-1/16" Sway Bar Diameter 7/8" Sway Bar Diameter	To Frame To Frame	K80093 K80090	1 1 F013 F013
1980	1-1/16" Sway Bar Diameter	To Frame	K80093	1 F144
1980-1970	7/8" Sway Bar Diameter	To Frame	K80090	1 F145
1979-1970	1-1/16" Sway Bar Diameter	To Frame	K80093	1 F145
1969-1963		To Frame	K8204	1
Sway Bar Link				
1990-1988	(Powdered Metal Gusher Brg. For Better Lubrication)		K8702 ‡	2 F015
Sway Bar Repair Kit				
1987-1984	(Includes Polyurethane Bushings And Solid Metal Sleeve For Enhanced Performance. Barrel Nut Allows For Easier Installation.) (Standard Design)		K700539 ‡ K8265	2 2 F014 F014
1983-1982	(Includes Polyurethane Bushings And Solid Metal Sleeve For Enhanced Performance. Barrel Nut Allows For Easier Installation.) (Standard Design)		K700539 ‡ K8265	2 2 F013 F013
1980	(Heavy Duty Design) (Includes Polyurethane Bushings And Solid Metal Sleeve For Enhanced Performance. Barrel Nut Allows For Easier Installation.) (Standard Design)		K6629 ‡ K700535 ‡ K8266	2 2 2 F144 F144 F144
1979-1970	(Heavy Duty Design) (Includes Polyurethane Bushings And Solid Metal Sleeve For Enhanced Performance. Barrel Nut Allows For Easier Installation.) (Standard Design)		K6629 ‡ K700535 ‡ K8266	2 2 2 F145 F145 F145
1969-1963	(Standard Design) 6-1/2" Length, (Includes Polyurethane Bushings And Solid Metal Sleeve For Enhanced Performance. Barrel Nut Allows For Easier Installation.)		K6217 K700534 ‡	2 2
Wheel Hub Repair Kit				
1990-1988			520000	2

STEERING



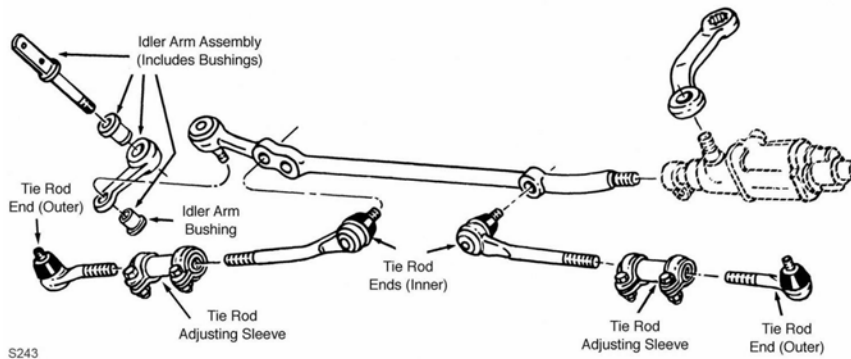
S234



S239

LINCOLN-Continental Series (Cont.)

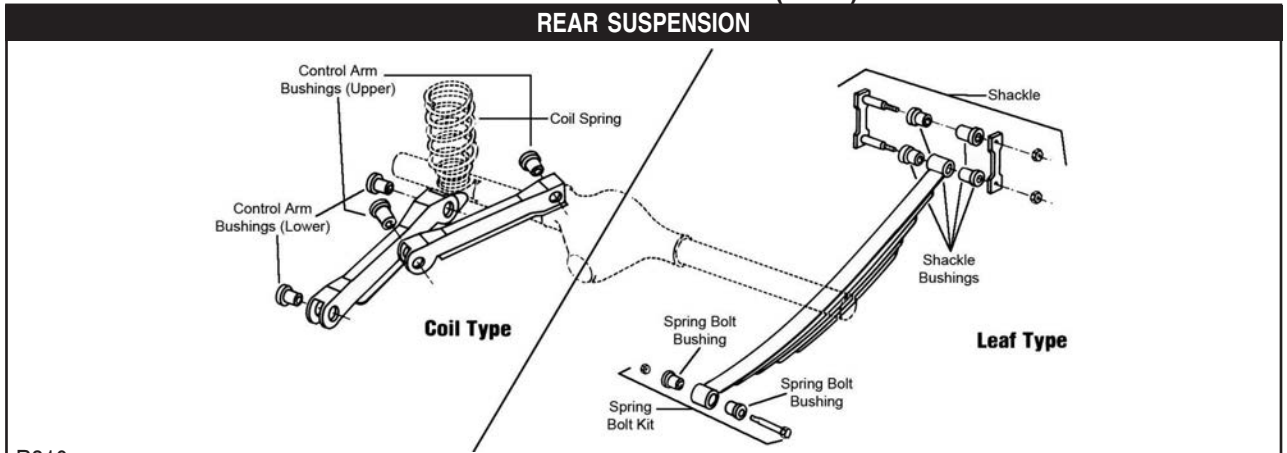
STEERING (Cont.)



S243

Year	Model/Application	Part	P/C Qty	Figure
Continental				
Idler Arm				
1980	(Includes Patented Cover Plate Design For Tighter Tolerances)	K8283 ‡	1	S234
1979-1975	(Powdered Metal Gusher Brg. For Better Lubrication)	K8189 ‡	1	S234
1974-1970	(Powdered Metal Gusher Brg. For Better Lubrication)	K8118 ‡	1	S243
Idler Arm Bushing				
1980-1970	(For OE Design Idler Arm Only)	Center Link End K8103	1	S234
1974-1973	(For OE Design Idler Arm Only)	Support End K8094 ‡	1	S234
Pitman Arm				
1980	(Greaseable Socket Reduces Corrosion/Wear)	K8290 ‡	1	S234
1976-1975	(Greaseable Socket Reduces Corrosion/Wear)	K8213 ‡	1	S234
Rack & Pinion Boot Kit				
1990-1988		Left K8439	1	S239
1987-1982		K8439	2	S239
Steering Rack Insulator Bushing				
1987-1985	(2 Piece Design, Contains Left And Right Bushings)	K8422	1	S239
1985-1982	(1 Piece Design, Contains Left And Right Bushings)	K8263	1	S239
Tie Rod Adjusting Sleeve				
1980		ES2058S	2	S234
1979-1973		ES426S	2	S234
1972	From 8/8/72 Thru 8/7/72	ES426S ES2004S	2 2	S234
1971-1970		ES2004S	2	S234
1969-1961		ES638S	2	
Tie Rod End				
1990-1988	(Powdered Metal Gusher Brg. For Better Lubrication) (Full Ball Stud Provides 360 Degrees Of Smooth Rotation)	Outer Inner ES2513RL ‡ EV127 ‡	2 2	S239 S239
1987-1984	(Powdered Metal Gusher Brg. For Better Lubrication)	Outer ES2772RL ‡	2	S239
1987-1982	(Full Ball Stud Provides 360 Degrees Of Smooth Rotation)	Inner EV117 ‡	2	S239
1983-1982	(Powdered Metal Gusher Brg. For Better Lubrication)	Outer ES2150RL ‡	2	S239
1980	(Powdered Metal Gusher Brg. For Better Lubrication) (Powdered Metal Gusher Brg. For Better Lubrication)	Outer Inner ES3495 ‡ ES3494 ‡	2 2	S234 S234
1979-1975	(Powdered Metal Gusher Brg. For Better Lubrication) (Powdered Metal Gusher Brg. For Better Lubrication)	Outer Inner ES435RL ‡ DS820 ‡	2 2	S234 S234

(Cont.) Continental Series-LINCOLN



R310

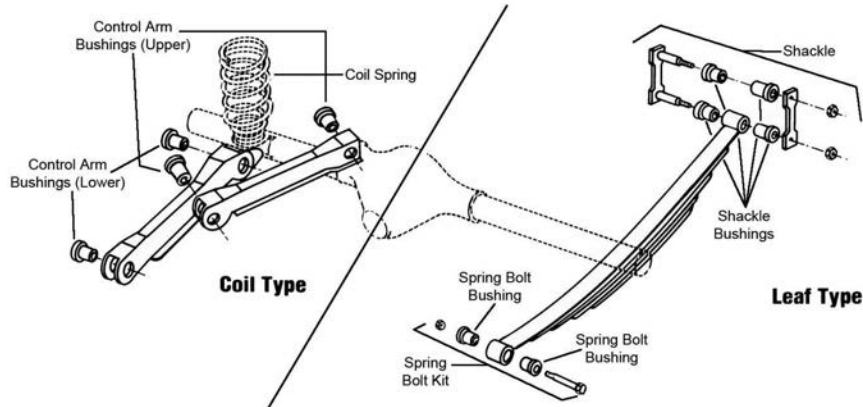
Year	Model/Application	Part	P/C Qty	Figure	
Continental					
Control Arm Bushing					
1979-1970	(Contains Front And Rear Bushings)	Upper	K8136	2	R310
Control Arm Bushing Set					
1979-1970	(Contains Front And Rear Bushings)	Lower	K8135	1	R310
Strut Rod Bushing					
1990-1988	(Contains Thermoplastic Bushing)	To Frame	K8675 ‡	2	
	(Contains Thermoplastic Bushing)	To Spindle	K8649 ‡	2	
Sway Bar Bushing					
1990-1988	18mm Sway Bar Diameter	To Frame	K8650	1	
	19mm Sway Bar Diameter	To Frame	K8650	1	
Sway Bar Repair Kit					
1990-1984	(Contains Rubber Bushings, Original Equipment Type)		K700055	2	
	(Heavy Duty Design)		K3124	2	
	(Includes Polyurethane Bushings And Solid Metal Sleeve For Enhanced Performance. Barrel Nut Allows For Easier Installation.)		K700541 ‡	2	
	(Standard Design)		K8805	2	
Wheel Hub & Bearing Assembly					
1990			512105	2	

Cosmopolitan-LINCOLN

FRONT SUSPENSION					
Year	Model/Application	Part	P/C Qty	Figure	
Control Arm Bushing Set					
1954	(Contains Front And Rear Bushings)	Upper	K321	1	
STEERING					
Year	Model/Application	Part	P/C Qty	Figure	
Tie Rod Adjusting Sleeve					
1954-1949			ES2004S	2	
Tie Rod End					
1951-1949	3.22" Length, (Powdered Metal Gusher Brg. For Better Lubrication)	Outer	ES416L ‡	2	

LINCOLN-Cosmopolitan (Cont.)

REAR SUSPENSION



R310

Year	Model/Application	Part	P/C Qty	Figure
Leaf Spring Bushing				
1954-1949		Fixed End	K200955	4 R310
Leaf Spring Shackle Bushing				
1954-1949			K200955	8 R310

LINCOLN-Custom

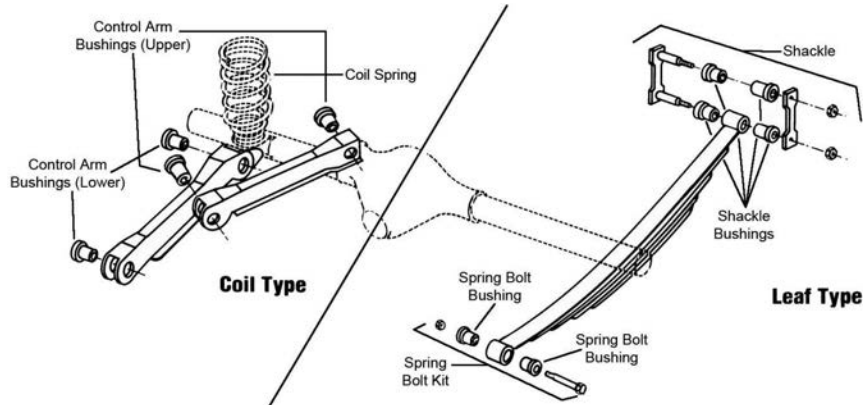
FRONT SUSPENSION

Year	Model/Application	Part	P/C Qty	Figure
Control Arm Bushing Set				
1955	(Contains Front And Rear Bushings)	Upper	K321	1

STEERING

Year	Model/Application	Part	P/C Qty	Figure
Tie Rod Adjusting Sleeve				
1955			ES2004S	2

REAR SUSPENSION



R310

Year	Model/Application	Part	P/C Qty	Figure
Leaf Spring Bushing				
1955		Fixed End	K200955	4 R310
Leaf Spring Shackle Bushing				
1955			K200955	8 R310

FRONT SUSPENSION				
Year	Model/Application	Part	P/C Qty	Figure
Control Arm Bushing Set				
1960	(Contains Front And Rear Bushings)	Upper	K321	1

FRONT SUSPENSION

F014

- MacPherson Strut Mount Kit
- MacPherson Strut Bumper Bellows
- MacPherson Strut
- Sway Bar Frame Bushing
- Sway Bar Repair Kit
- Control Arm Bushing (Lower Front)
- Control Arm Bushing (Lower Rear)
- Ball Joint (Lower)

F144

- Control Arm Bushing (Upper)
- Control Arm Bumper Bushing (Upper)
- Coil Spring
- Sway Bar Repair Kit
- Control Arm Bushing (Lower)
- Control Arm Bumper Bushing (Lower)
- Control Arm (Lower)
- Ball Joint (Upper)
- Sway Bar Frame Bushing
- Control Arm Bushing (Lower)
- Ball Joint (Lower)

F145

- Coil Spring
- Ball Joint Assembly (Upper)
- Control Arm Bumper Bushing (Upper)
- Ball Joint Assembly (Lower) (Bolt On)
- Ball Joint Assembly (Lower) (Press In)
- Control Arm Bumper Bushing (Lower)
- Control Arm Shaft Assembly (Upper)
- Control Arm Bushing (Upper)
- Control Arm Bushing (Lower)
- Control Arm (Upper)
- Control Arm (Lower)
- Strut Arm Bushing Kit
- Sway Bar Frame Bushing
- Sway Bar Repair Kit

LINCOLN-Mark Series (Cont.)

FRONT SUSPENSION (Cont.)

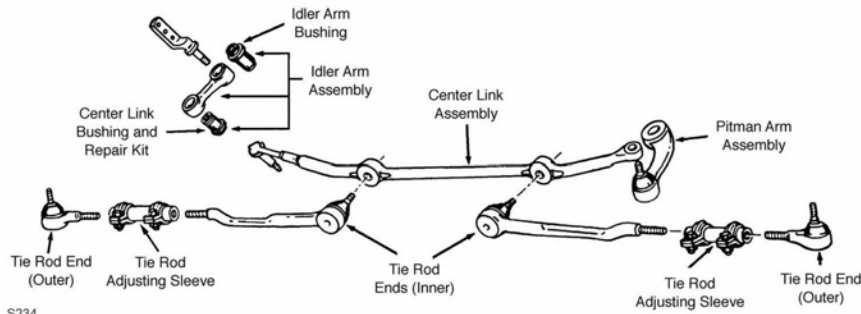
Year	Model/Application	Part	P/C Qty	Figure	
Continental Mark II					
Control Arm Bushing Set					
1957-1956	(Contains Front And Rear Bushings)	Upper	K321	1	
Continental Mark III					
Control Arm Bushing Set					
1958	(Contains Front And Rear Bushings)	Upper	K321	1	
Continental Mark IV					
Control Arm Bushing Set					
1959	(Contains Front And Rear Bushings)	Upper	K321	1	
Continental Mark V					
Control Arm Bushing Set					
1960	(Contains Front And Rear Bushings)	Upper	K321	1	
Mark III					
Ball Joint					
1971-1968	(Powdered Metal Gusher Brg. For Better Lubrication)	Upper	K8212 ‡	2	F145
	(Bolt On Type, Powdered Metal Gusher Brg. For Better Lubrication)	Lower	K8059 ‡	2	F145
	(Press In Type, Powdered Metal Gusher Brg. For Better Lubrication)	Lower	K8197 ‡	2	F145
Control Arm Bushing					
1971-1968	(Contains Front And Rear Bushings)	Upper	K8083	2	F145
		Lower	K8082	2	F145
Sway Bar Bushing					
1971-1968	3/4" Sway Bar Diameter	To Frame	K8204	1	F145
Sway Bar Repair Kit					
1971-1970	(Heavy Duty Design) (Includes Polyurethane Bushings And Solid Metal Sleeve For Enhanced Performance. Barrel Nut Allows For Easier Installation.)		K6629 ‡ K700535 ‡	2 2	F145 F145
	(Standard Design)		K8266	2	F145
1969-1968	(Standard Design) 6-1/2" Length, (Includes Polyurethane Bushings And Solid Metal Sleeve For Enhanced Performance. Barrel Nut Allows For Easier Installation.)		K6217 K700534 ‡	2 2	F145 F145
Mark IV					
Ball Joint					
1976-1972	(Powdered Metal Gusher Brg. For Better Lubrication)	Upper	K8212 ‡	2	F145
	(Press In Type, Powdered Metal Gusher Brg. For Better Lubrication)	Lower	K8197 ‡	2	F145
1972	(Bolt On Type, Powdered Metal Gusher Brg. For Better Lubrication)	Lower	K8059 ‡	2	F145
Control Arm Bushing					
1976-1973	(Contains Front And Rear Bushings)	Upper	K8202	2	F145
1976-1972		Lower	K8082	2	F145
1972	From 3/15/72, 1.82" Length, (Contains Front And Rear Bushings)	Upper	K8202	2	F145
	Thru 3/14/72, 1.51" Length, (Contains Front And Rear Bushings)	Upper	K8083	2	F145
Strut Rod Bushing Kit					
1976-1972	(Improved Design)		K8207	1	F145
Sway Bar Bushing					
1976-1972	1-1/16" Sway Bar Diameter	To Frame	K80093	1	F145
	13/16" Sway Bar Diameter	To Frame	K80089	1	F145
	3/4" Sway Bar Diameter	To Frame	K80088	1	F145
	7/8" Sway Bar Diameter	To Frame	K80090	1	F145
Sway Bar Repair Kit					
1976-1972	(Heavy Duty Design) (Includes Polyurethane Bushings And Solid Metal Sleeve For Enhanced Performance. Barrel Nut Allows For Easier Installation.)		K6629 ‡ K700535 ‡	2 2	F145 F145
	(Standard Design)		K8266	2	F145
Mark V					
Ball Joint					
1979-1977	(Powdered Metal Gusher Brg. For Better Lubrication)	Upper	K8212 ‡	2	F145
	(Press In Type, Powdered Metal Gusher Brg. For Better Lubrication)	Lower	K8197 ‡	2	F145
Control Arm Bushing					
1979-1977	(Contains Front And Rear Bushings)	Upper	K8202	2	F145
		Lower	K8082	2	F145
Strut Rod Bushing Kit					
1979-1977	(Improved Design)		K8207	1	F145

(Cont.) Mark Series-LINCOLN

FRONT SUSPENSION (Cont.)					
Year	Model/Application	Part	P/C Qty	Figure	
Mark V					
Sway Bar Bushing					
1979-1977	1-1/16" Sway Bar Diameter	To Frame	K80093	1	F145
	13/16" Sway Bar Diameter	To Frame	K80089	1	F145
	3/4" Sway Bar Diameter	To Frame	K80088	1	F145
	7/8" Sway Bar Diameter	To Frame	K80090	1	F145
Sway Bar Repair Kit					
1979-1977	(Heavy Duty Design) (Includes Polyurethane Bushings And Solid Metal Sleeve For Enhanced Performance. Barrel Nut Allows For Easier Installation.) (Standard Design)		K6629 ‡ K700535 ‡	2 2	F145 F145
			K8266	2	F145
Mark VI					
Ball Joint					
1983-1980	(Powdered Metal Gusher Brg. For Better Lubrication)	Lower	K8259 ‡	2	F144
	Stamped Steel Arm, (Powdered Metal Gusher Brg. For Better Lubrication)	Upper	K8310 ‡	2	F144
Control Arm Bumper Bushing					
1983-1980		Upper	K8856	2	F144
		Lower	K8855	2	F144
Control Arm Bushing Set					
1983-1980	(Contains Front And Rear Bushings)	Upper	K8616 ‡	1	F144
	(Contains Front And Rear Bushings, Standard Design)	Upper	K8276	2	F144
	(Contains Front And Rear Bushings)	Lower	K8618 ‡	1	F144
	(Contains Front And Rear Bushings, Standard Design)	Lower	K8297	2	F144
Sway Bar Bushing					
1983-1980	1-1/16" Sway Bar Diameter	To Frame	K80093	1	F144
	1-1/8" Sway Bar Diameter	To Frame	K80094	1	F144
	13/16" Sway Bar Diameter	To Frame	K80089	1	F144
	15/16" Sway Bar Diameter	To Frame	K80091	1	F144
	3/4" Sway Bar Diameter	To Frame	K80088	1	F144
	7/8" Sway Bar Diameter	To Frame	K80090	1	F144
Sway Bar Repair Kit					
1983-1980	(Heavy Duty Design) (Includes Polyurethane Bushings And Solid Metal Sleeve For Enhanced Performance. Barrel Nut Allows For Easier Installation.) (Standard Design)		K6629 ‡ K700535 ‡	2 2	F144 F144
			K8266	2	F144
Mark VII					
Ball Joint					
1990-1984	(Powdered Metal Gusher Brg. For Better Lubrication)	Lower	K8471 ‡	2	F014
Control Arm Bushing Set					
1990-1984	(Contains Front And Rear Bushings)	Lower	K8495	2	F014
Strut Bumper Bellows					
1990-1984	(OE Material For Strut Performance And Longevity, Contains Bumper)		K90462 ‡	2	F014
Strut Mounting Kit					
1990-1984			K8640	2	F014
Sway Bar Bushing					
1990-1984	31/32" Sway Bar Diameter	To Frame	K80092	1	F014
	7/8" Sway Bar Diameter	To Frame	K80090	1	F014
Sway Bar Repair Kit					
1990-1984	(Includes Polyurethane Bushings And Solid Metal Sleeve For Enhanced Performance. Barrel Nut Allows For Easier Installation.) (Standard Design)		K700539 ‡ K8265	2 2	F014 F014

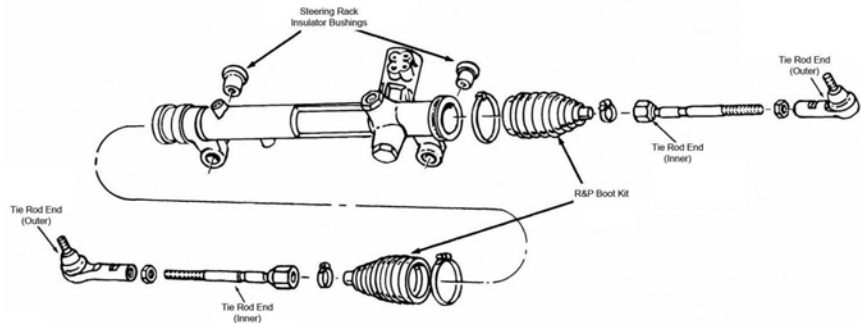
LINCOLN-Mark Series (Cont.)

STEERING



S234

S234



S239

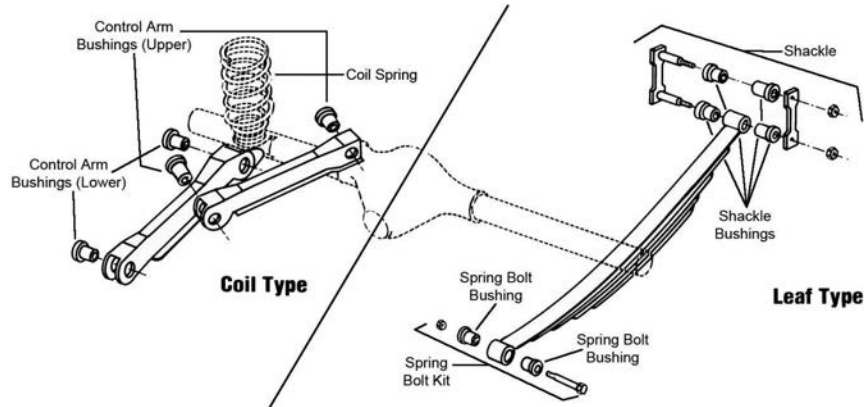
Year	Model/Application	Part	P/C Qty	Figure	
Continental Mark II					
Tie Rod Adjusting Sleeve					
1957-1956		ES2004S	2		
Continental Mark III					
Tie Rod Adjusting Sleeve					
1958		ES2004S	2		
Continental Mark IV					
Tie Rod Adjusting Sleeve					
1959		ES2004S	2		
Continental Mark V					
Tie Rod Adjusting Sleeve					
1960		ES2004S	2		
Mark III					
Idler Arm					
1971-1968	2.50" Bolt Mounting Dimension, (Powdered Metal Gusher Brg. For Better Lubrication)	K8118 ‡	1	S234	
Idler Arm Bushing					
1971-1968	(For OE Design Idler Arm Only)	Support End	K8094 ‡	1	S234
1969	1.74" Length, (For OE Design Idler Arm Only)	Center Link End	K8103	1	S234
1968	Thru 7/28/68, 1.74" Length, (For OE Design Idler Arm Only)	Center Link End	K8103	1	S234
Pitman Arm					
1971-1969	(Greaseable Socket Reduces Corrosion/Wear)		K8145 ‡	1	S234
1968	From 7/28/68, (Greaseable Socket Reduces Corrosion/Wear)		K8145 ‡	1	S234
Tie Rod Adjusting Sleeve					
1971-1968		ES2032S	2	S234	
Tie Rod End					
1971-1969	(Powdered Metal Gusher Brg. For Better Lubrication)	Outer	ES379RL ‡	2	S234
1971-1968	(Powdered Metal Gusher Brg. For Better Lubrication)	Inner	ES727 ‡	2	S234
1968	From 7/28/68, (Powdered Metal Gusher Brg. For Better Lubrication)	Outer	ES379RL ‡	2	S234
	Thru 7/27/68, (Powdered Metal Gusher Brg. For Better Lubrication)	Outer	ES351RL ‡	2	S234
Mark IV					
Idler Arm					
1976-1972	(Powdered Metal Gusher Brg. For Better Lubrication)		K8185 ‡	1	S234

(Cont.) Mark Series-LINCOLN

STEERING (Cont.)				
Year	Model/Application	Part	P/C Qty	Figure
Mark IV				
Idler Arm Bushing				
1976-1972	(For OE Design Idler Arm Only)	Center Link End	K8103	1 S234
1974-1972	(For OE Design Idler Arm Only)	Support End	K8094 ‡	1 S234
Pitman Arm				
1976	Thru 7/12/76, (Greaseable Socket Reduces Corrosion/Wear)		K8217 ‡	1 S234
1975-1972	(Greaseable Socket Reduces Corrosion/Wear)		K8217 ‡	1 S234
Tie Rod Adjusting Sleeve				
1976-1972			ES426S	2 S234
Tie Rod End				
1976-1974	(Powdered Metal Gusher Brg. For Better Lubrication)	Inner	DS820 ‡	2 S234
1976-1972	(Powdered Metal Gusher Brg. For Better Lubrication)	Outer	ES435RL ‡	2 S234
1973-1972	(Powdered Metal Gusher Brg. For Better Lubrication)	Inner	DS802 ‡	2 S234
Mark V				
Idler Arm				
1979-1977	(Powdered Metal Gusher Brg. For Better Lubrication)		K8185 ‡	1 S234
Idler Arm Bushing				
1979-1977	(For OE Design Idler Arm Only)	Center Link End	K8103	1 S234
Pitman Arm				
1979-1977	(Greaseable Socket Reduces Corrosion/Wear)		K8256 ‡	1 S234
Tie Rod Adjusting Sleeve				
1979-1977			ES426S	2 S234
Tie Rod End				
1979-1977	(Powdered Metal Gusher Brg. For Better Lubrication)	Outer	ES435RL ‡	2 S234
	(Powdered Metal Gusher Brg. For Better Lubrication)	Inner	DS820 ‡	2 S234
Mark VI				
Idler Arm				
1983-1980	(Includes Patented Cover Plate Design For Tighter Tolerances)		K8283 ‡	1 S234
Idler Arm Bushing				
1983-1980	(For OE Design Idler Arm Only)	Center Link End	K8103	1 S234
Pitman Arm				
1983-1980	(Greaseable Socket Reduces Corrosion/Wear)		K8290 ‡	1 S234
Tie Rod Adjusting Sleeve				
1983-1980			ES2058S	2 S234
Tie Rod End				
1983-1980	(Powdered Metal Gusher Brg. For Better Lubrication)	Outer	ES3495 ‡	2 S234
	(Powdered Metal Gusher Brg. For Better Lubrication)	Inner	ES3494 ‡	2 S234
Mark VII				
Rack & Pinion Boot Kit				
1990-1984			K8439	2 S239
Steering Rack Insulator Bushing				
1990-1985	(2 Piece Design, Contains Left And Right Bushings)		K8422	1 S239
1985-1984	(1 Piece Design, Contains Left And Right Bushings)		K8263	1 S239
Tie Rod End				
1990-1984	(Powdered Metal Gusher Brg. For Better Lubrication)	Outer	ES2772RL ‡	2 S239
	(Full Ball Stud Provides 360 Degrees Of Smooth Rotation)	Inner	EV117 ‡	2 S239

LINCOLN-Mark Series (Cont.)

REAR SUSPENSION



R310

Year	Model/Application	Part	P/C Qty	Figure
Continental Mark II				
Leaf Spring Shackle Bushing				
1957-1956		K200955	8	R310
Mark III				
Control Arm Bushing				
1971-1968	(Contains Front And Rear Bushings)	Upper K8136	2	
Control Arm Bushing Set				
1971-1968	(Contains Front And Rear Bushings)	Lower K8135	1	
Mark VI				
Control Arm Bushing				
1981-1980		Lower K200968	4	R310
Mark VII				
Sway Bar Repair Kit				
1990-1984	(Contains Rubber Bushings, Original Equipment Type) (Heavy Duty Design) (Includes Polyurethane Bushings And Solid Metal Sleeve For Enhanced Performance. Barrel Nut Allows For Easier Installation.) (Standard Design)	K700055 K3124 K700541 ‡ K8805	2 2 2 2	

LINCOLN-Premier

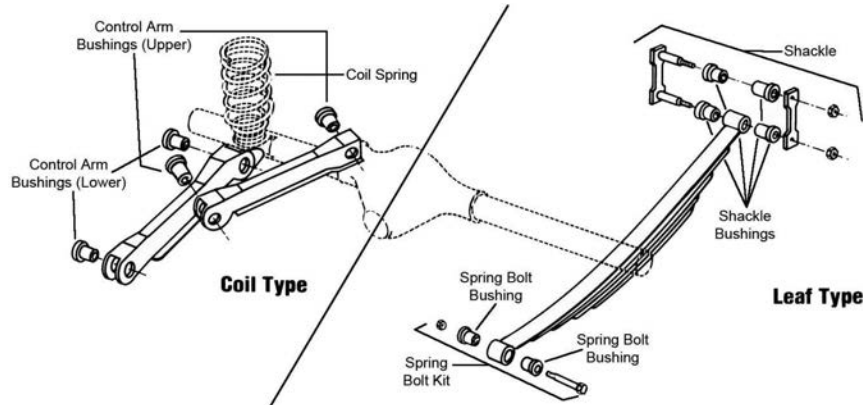
FRONT SUSPENSION

Year	Model/Application	Part	P/C Qty	Figure
Control Arm Bushing Set				
1960-1956	(Contains Front And Rear Bushings)	Upper K321	1	

STEERING

Year	Model/Application	Part	P/C Qty	Figure
Tie Rod Adjusting Sleeve				
1960-1956		ES2004S	2	

REAR SUSPENSION

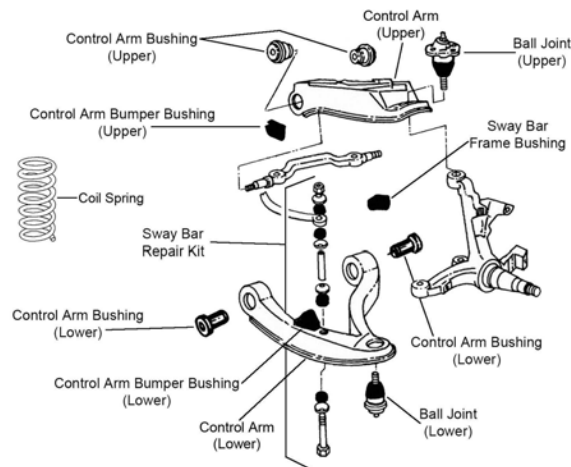


R310

Year	Model/Application	Part	P/C Qty	Figure
Leaf Spring Bushing				
1957-1956	Fixed End	K200955	4	R310
Leaf Spring Shackle Bushing				
1957-1956		K200955	8	R310

Town Car-LINCOLN

FRONT SUSPENSION



F144

F144

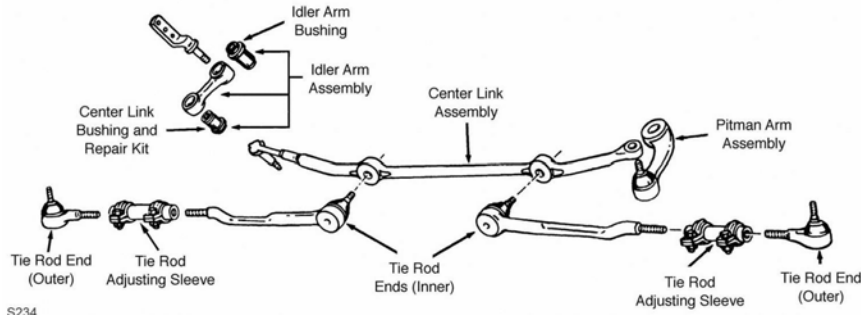
Year	Model/Application	Part	P/C Qty	Figure
Ball Joint				
1990-1988	(Press In Type, Powdered Metal Gusher Brg. For Better Lubrication)	Lower	K8259 ‡	2 F144
1990-1981	Stamped Steel Arm, (Powdered Metal Gusher Brg. For Better Lubrication)	Upper	K8310 ‡	2 F144
1987-1981	(Powdered Metal Gusher Brg. For Better Lubrication)	Lower	K8259 ‡	2 F144
Control Arm Bumper Bushing				
1990-1981		Upper	K8856	2 F144
		Lower	K8855	2 F144
Control Arm Bushing Set				
1990-1981	(Contains Front And Rear Bushings)	Upper	K8616 ‡	1 F144
	(Contains Front And Rear Bushings, Standard Design)	Upper	K8276	2 F144
	(Contains Front And Rear Bushings)	Lower	K8618 ‡	1 F144
	For Arms With Different Size Bushings, (Contains Front And Rear Bushings, Standard Design)	Lower	K8297	2 F144
	For Arms With Same Size Bushings Front And Rear, (Contains Front And Rear Bushings)	Lower	K80029	1 F144
Sway Bar Bushing				
1990-1981	1-1/8" Sway Bar Diameter	To Frame	K80094	1 F144
	7/8" Sway Bar Diameter	To Frame	K80090	1 F144
1981	1-1/16" Sway Bar Diameter	To Frame	K80093	1 F144
Sway Bar Repair Kit				
1990-1981	(Heavy Duty Design)		K6629 ‡	2 F144

LINCOLN-Town Car (Cont.)

FRONT SUSPENSION (Cont.)

Year	Model/Application	Part	P/C Qty	Figure
Sway Bar Repair Kit				
1990-1981 (Cont.)	(Includes Polyurethane Bushings And Solid Metal Sleeve For Enhanced Performance. Barrel Nut Allows For Easier Installation.) (Standard Design)	K700535 ‡	2	F144
		K8266	2	F144

STEERING

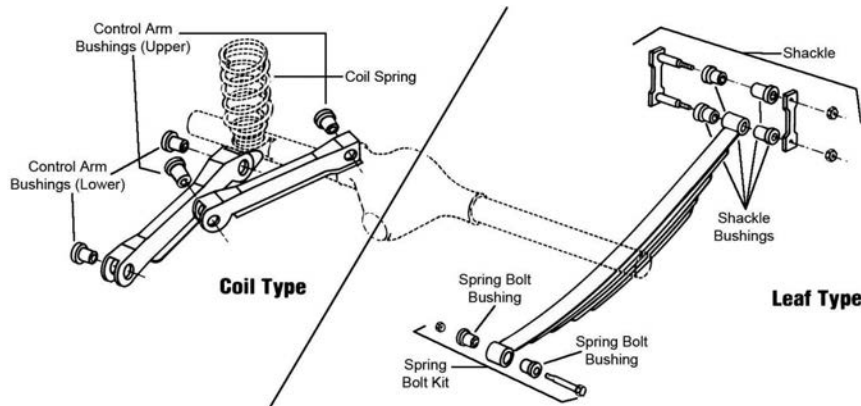


S234

S234

Year	Model/Application	Part	P/C Qty	Figure
Idler Arm				
1990-1981	(Includes Patented Cover Plate Design For Tighter Tolerances)	K8283 ‡	1	S234
Idler Arm Bushing				
1990-1981	(For OE Design Idler Arm Only)	Center Link End K8103	1	S234
Pitman Arm				
1990-1982	(Greaseable Socket Reduces Corrosion/Wear)	K8290 ‡	1	S234
Tie Rod Adjusting Sleeve				
1990-1981		ES2058S	2	S234
Tie Rod End				
1990-1981	(Powdered Metal Gusher Brg. For Better Lubrication)	Outer ES3495 ‡	2	S234
	(Powdered Metal Gusher Brg. For Better Lubrication)	Inner ES3494 ‡	2	S234

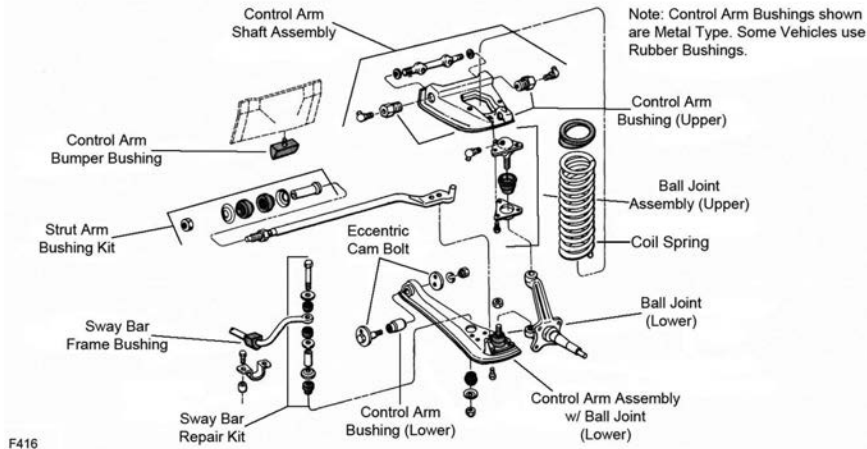
REAR SUSPENSION



R310

Year	Model/Application	Part	P/C Qty	Figure
Control Arm Bushing				
1990-1982		Lower K200968	4	R310
1984-1982		Upper Rear K200961	4	R310
Sway Bar Repair Kit				
1990	(Standard Design)	K8848	2	

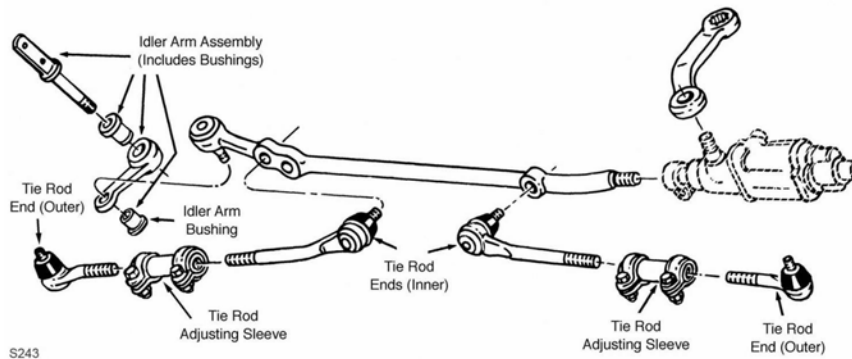
FRONT SUSPENSION



F416

Year	Model/Application	Part	P/C Qty	Figure
Control Arm Bushing				
1980-1977	(Contains Front And Rear Bushings)	Upper Lower	2 2	F416 F416
Strut Rod Bushing Kit				
1980-1977	(Improved Design)		1	F416
Sway Bar Bushing				
1980-1977	1 1/16" Sway Bar Diameter, (Standard Design) 7/8" Sway Bar Diameter	To Frame To Frame	1 1	F416 F416
Sway Bar Repair Kit				
1980-1977	5.5" Length, (Includes Polyurethane Bushings And Solid Metal Sleeve For Enhanced Performance. Barrel Nut Allows For Easier Installation.)		2	F416

STEERING

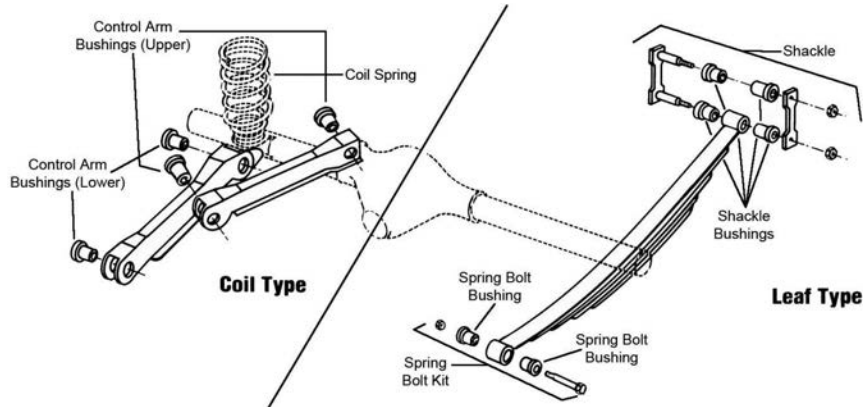


S243

Year	Model/Application	Part	P/C Qty	Figure
Idler Arm				
1980-1977	(Powdered Metal Gusher Brg. For Better Lubrication)		1	S243
Idler Arm Bushing				
1980-1977	(For OE Design Idler Arm Only)	Center Link End	1	S243
Tie Rod Adjusting Sleeve				
1980-1977			2	S243
Tie Rod End				
1980-1977	(Powdered Metal Gusher Brg. For Better Lubrication) (Powdered Metal Gusher Brg. For Better Lubrication)	Outer Inner	2 2	S243 S243

LINCOLN-Versailles (Cont.)

REAR SUSPENSION

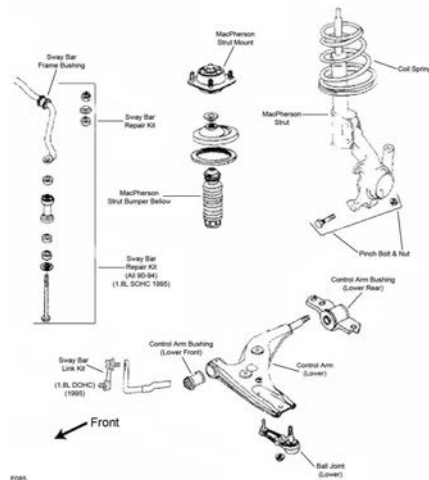


R310

Year	Model/Application	Part	P/C Qty	Figure
Control Arm Bushing				
1979-1977	(Contains Front And Rear Bushings)	Upper	K8136	2 R310
Control Arm Bushing Set				
1979-1977	(Contains Front And Rear Bushings)	Lower	K8135	1 R310
Leaf Spring Bolt				
1980-1977		Fixed End	K150355	2 R310
Leaf Spring Shackle Bushing				
1979-1977		Lower	K201008	4 R310

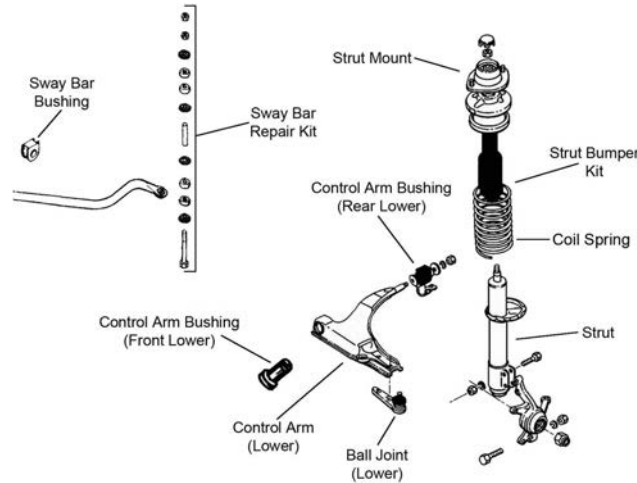
MAZDA-323

FRONT SUSPENSION



F085

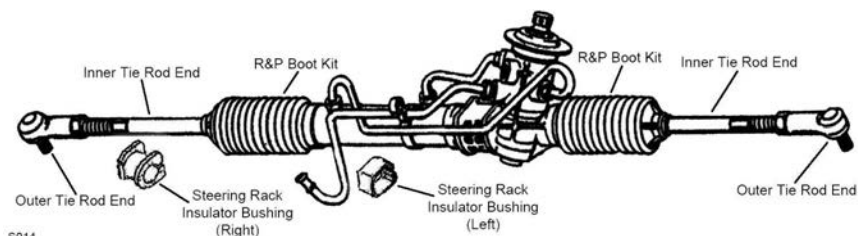
FRONT SUSPENSION (Cont.)



F195

Year	Model/Application	Part	P/C Qty	Figure
Ball Joint				
1990	(Powdered Metal Gusher Brg. For Better Lubrication)	Lower	K8619 ‡	2 F085
1989-1986		Lower	K9607	2 F195
Control Arm				
1990	(R-Series)	Left Lower	RK640414	1 F085
	(R-Series)	Right Lower	RK640413	1 F085
1989-1986	(R-Series)	Left Lower	RK640412	1 F195
	(R-Series)	Right Lower	RK640411	1 F195
Control Arm Bushing				
1990		Lower Front	K90043	2 F085
Strut and Spring Assembly				
1990	Front Wheel Drive, (Coated For Corrosion Resistance, Strut, Spring & Top Mount)		ST8509 ‡	2 F085
Strut Bumper Bellows				
1990	(Replacement Type, Contains Bumper)		K90460	2 F085
1989-1986	(Contains Bumper)		K90461	2 F195
Strut Mount				
1990	(Contains Bearing)		K8697	2 F085
1989-1988	Front Wheel Drive, Except Adjustable Suspension, (Contains Bearing)		K9634	2 F195
1987-1986	Except Adjustable Suspension, (Contains Bearing)		K9634	2 F195
Strut Spring Seat				
1990	(Contains Insulator)	Upper	K8995	2 F085
Sway Bar Repair Kit				
1990	Front Wheel Drive, (Heavy Duty Design)		K90130 ‡	2 F085
	Front Wheel Drive, (Includes Polyurethane Bushings And Solid Metal Sleeve For Enhanced Performance. Barrel Nut Allows For Easier Installation.)		K700525 ‡	2 F085
1989-1988	Front Wheel Drive, (Heavy Duty Design)		K90130 ‡	2 F195
	Front Wheel Drive, (Includes Polyurethane Bushings And Solid Metal Sleeve For Enhanced Performance. Barrel Nut Allows For Easier Installation.)		K700525 ‡	2 F195
1987-1986	(Heavy Duty Design)		K90130 ‡	2 F195
	(Includes Polyurethane Bushings And Solid Metal Sleeve For Enhanced Performance. Barrel Nut Allows For Easier Installation.)		K700525 ‡	2 F195

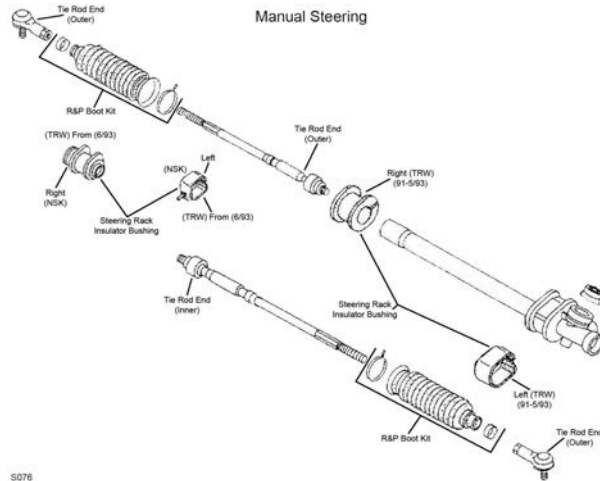
STEERING



S014

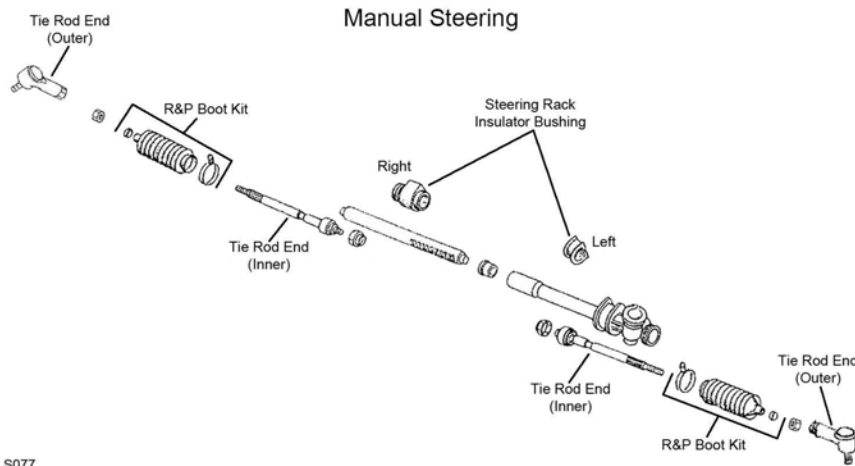
MAZDA-323 (Cont.)

STEERING (Cont.)



S076

S076



S077

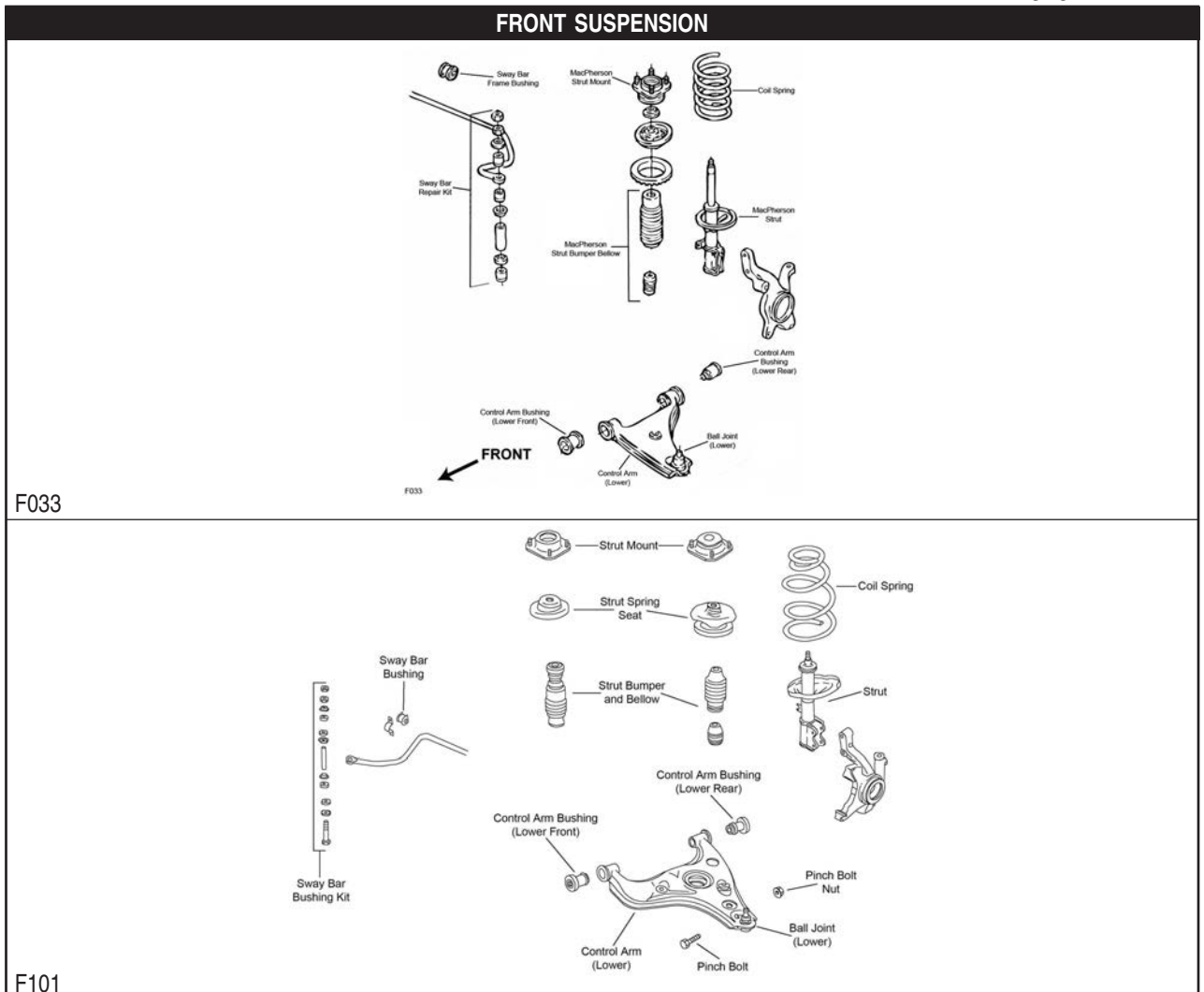
S077

Year	Model/Application	Part	P/C Qty	Figure	
Rack & Pinion Boot Kit					
1990		K80156	2	S014, S076	
1989-1986		K80156	2	S014, S077	
Tie Rod End					
1990	(Powdered Metal Gusher Brg. For Better Lubrication) Rack & Pinion Manual, (Full Ball Stud Provides 360 Degrees Of Smooth Rotation) Rack & Pinion Power, (Full Ball Stud Provides 360 Degrees Of Smooth Rotation)	Outer Inner Inner	ES3251RL ‡ EV276 ‡ EV266 ‡	2 2 2	S014, S076 S076 S014
1989-1988	Four Wheel Drive (4X4), Rack & Pinion Power Front Wheel Drive, Power Steering, (Full Ball Stud Provides 360 Degrees Of Smooth Rotation)	Left Inner Inner	EV225 EV254 ‡	1 2	S014 S014
1989-1986	Rack & Pinion Manual, Vehicles Built For Canadian Market	Outer Inner	ES2827RL EV280	2 2	S077 S077
1987-1986	Power Steering, (Full Ball Stud Provides 360 Degrees Of Smooth Rotation)	Inner	EV254 ‡	2	S014

REAR SUSPENSION

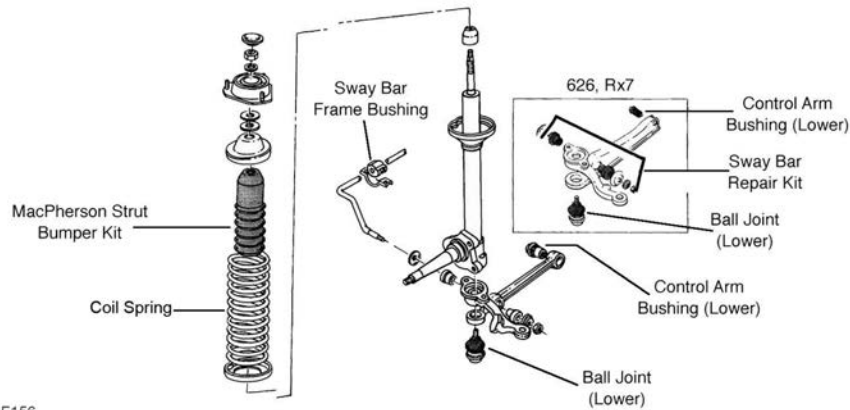
Year	Model/Application	Part	P/C Qty	Figure	
Control Arm					
1990	(Lateral Link, R-Series) (Lateral Link, R-Series) (Lateral Link, R-Series) Minus 1 To Plus 1-1/2 Degree Toe, (Contains Polyurethane Bushing, R-Series)	Lower Rear Left Front Lower Right Front Lower Lower Rear	RK640391 RK640602 RK640603 RK100050	2 1 1 2	
1989-1988	Front Wheel Drive, (R-Series) Front Wheel Drive, (R-Series) Naturally Aspirated, (Lateral Link, Contains Bushings, R-Series) Turbocharged, Front Wheel Drive, (Lateral Link, Contains Bushings, R-Series)	Left Front Lower Right Front Lower Lower Rear Lower Rear	RK640390 RK640389 RK640977 RK640977	1 1 2 2	
1987-1986	(Lateral Link, Contains Bushings, R-Series) (R-Series) (R-Series)	Lower Rear Left Front Lower Right Front Lower	RK640977 RK640390 RK640389	2 1 1	

REAR SUSPENSION (Cont.)				
Year	Model/Application	Part	P/C Qty	Figure
Strut and Spring Assembly				
1990	Front Wheel Drive, (Coated For Corrosion Resistance, Contains Lower Mounting Hardware)	ST8510 ‡	2	
Strut Bumper Bellows				
1990	(Replacement Type, Contains Bumper)	K90460	2	
1989-1986	(Original Equipment Type) (Replacement Type, Contains Bumper)	K201421 K90461	2 2	
Strut Mount				
1990		K8646	2	
1989-1988	Front Wheel Drive, Except Adjustable Suspension	K9636	2	
1987-1986	Except Adjustable Suspension	K9636	2	
Trailing Link				
1990	(R-Series)	RK642121	2	
1987	2 Dr. Hatchback, 4 Dr. Sedan, Heavy Duty Suspension, (R-Series)	RK641276	2	
1986	2 Dr. Hatchback, (R-Series)	RK641276	2	
Wheel Hub & Bearing Assembly				
1990		513030	2	



MAZDA-626 (Cont.)

FRONT SUSPENSION (Cont.)



F156

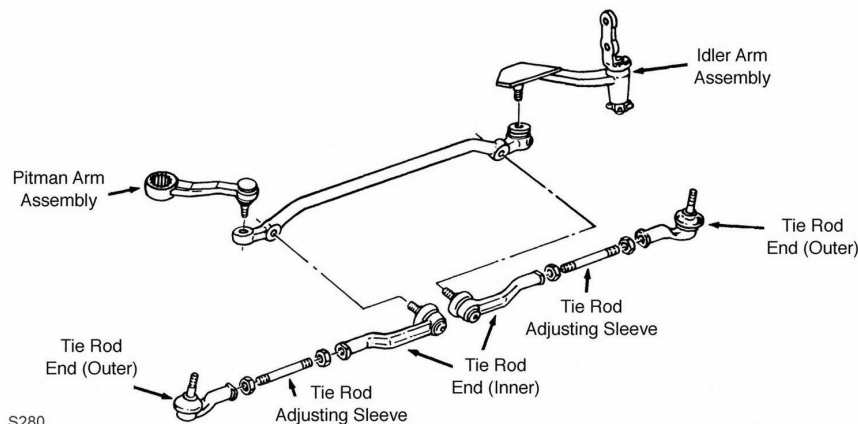
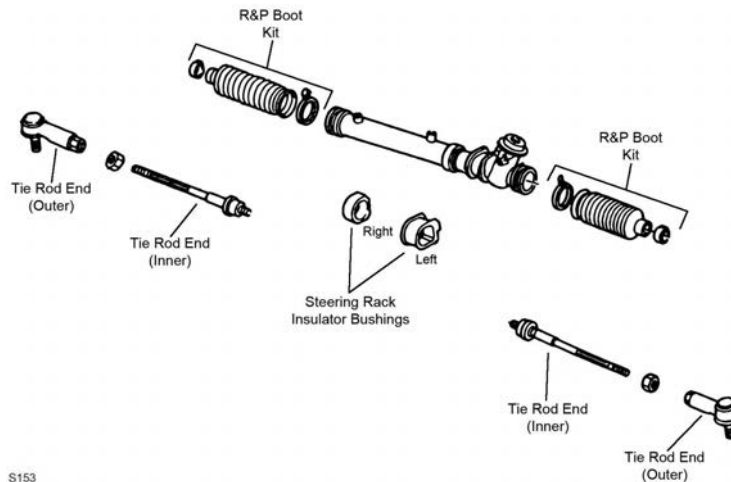
F156

Year	Model/Application	Part	P/C Qty	Figure
Ball Joint				
1990-1988	(Powdered Metal Gusher Brg. For Better Lubrication)	Lower	K9615 ‡	2 F033
1987-1983	(Powdered Metal Gusher Brg. For Better Lubrication)	Lower	K9615 ‡	2 F101
Control Arm Bushing				
1990-1988	Turbocharged, 4 Wheel Steering	Lower Front	K201074	2 F033
1987-1983		Lower Rear	K9570	2 F101
1985	Thru 9/84	Lower Front	K9544	2 F101
1984-1983		Lower Front	K9544	2 F101
1982-1979		Lower	K9194	2 F156
Control Arm Bushing Set				
1990-1988	Naturally Aspirated, (Contains Front And Rear Bushings)	Lower	K90044	2 F033
Control Arm with Ball Joint				
1987-1983	(R-Series)	Left Lower	RK621298	1 F101
	(R-Series)	Right Lower	RK621300	1 F101
Strut Bumper Bellows				
1990-1988	(Contains Bumper)		K90463	2 F033
1987-1983	Except Adjustable Suspension, (Replacement Type, Contains Bumper)		K90460	2 F101
Strut Mount				
1990	Japan Built, (Contains Bearing)		K9725	2 F033
	Automatic Transaxle, USA Built, (Contains Bearing)		K8693	2 F033
	Manual Transaxle, USA Built, (Contains Bearing)		K9725	2 F033
1989	Automatic Transaxle, Except Adjustable Suspension, (Contains Bearing)		K8693	2 F033
	Manual Transaxle, (Contains Bearing)		K9725	2 F033
1988	Automatic Transaxle, 2 Wheel Steering, From Chassis Serial Number GD311-589236, (Contains Bearing)		K9725	2 F033
	Automatic Transaxle, 2 Wheel Steering, Thru Chassis Serial Number GD311-589235, (Contains Bearing)		K8693	2 F033
	Manual Transaxle, 2 Wheel Steering, (Contains Bearing)		K9725	2 F033
1987-1986	Manual Transaxle, Except Adjustable Suspension, (Contains Bearing)		K9729	2 F101
1985-1983	2 Dr. Coupe, 4 Dr. Sedan, (Contains Bearing)		K9729	2 F101
1982-1980	(Contains Bearing)		K9569	2 F156
1979	From Chassis Serial Number CB2MS-543879, (Contains Bearing)		K9569	2 F156
Strut Spring Seat				
1990	2 Wheel Steering, Japan Built	Upper	K8993	2 F033
	Automatic Transaxle, 2 Wheel Steering, USA Built	Upper	K8803	2 F033
	Manual Transaxle, 2 Wheel Steering, USA Built	Upper	K8993	2 F033
1990-1989	Automatic Transaxle	Upper	K8803	2 F033
1990-1988	Manual Transaxle	Upper	K8993	2 F033
1988	Automatic Transaxle, From Chassis Serial Number GD311-589236	Upper	K8993	2 F033
	Automatic Transaxle, Thru Chassis Serial Number GD311-589235	Upper	K8803	2 F033
Sway Bar Bushing				
1990	Naturally Aspirated, 2 Wheel Steering, Japan Built	To Frame	K9550	1 F033
	Naturally Aspirated, 4 Wheel Steering	To Frame	K9568	1 F033
	Turbocharged, 4 Wheel Steering	To Frame	K9568	1 F033
1989-1988	2 Wheel Steering	To Frame	K9550	1 F033
	4 Wheel Steering	To Frame	K9568	1 F033

FRONT SUSPENSION (Cont.)

Year	Model/Application	Part	P/C Qty	Figure
Sway Bar Bushing				
1987-1986	4 Dr. Sedan	To Frame	K9550	1 F101
1987-1983	2 Dr. Coupe, 5 Dr. Hatchback	To Frame	K9568	1 F101
1985-1984	Gasoline, 4 Dr. Sedan	To Frame	K9550	1 F101
1983	4 Dr. Sedan	To Frame	K9550	1 F101
Sway Bar Repair Kit				
1990	2 Wheel Steering, Japan Built, (Standard Design) 4 Wheel Steering, (Standard Design) 4 Wheel Steering, 6-1/2" Length, (Includes Polyurethane Bushings And Solid Metal Sleeve For Enhanced Performance. Barrel Nut Allows For Easier Installation.)		K9226 K9226 K700534 ‡	2 F033 2 F033 2 F033
1989-1988	(Standard Design) 6-1/2" Length, (Includes Polyurethane Bushings And Solid Metal Sleeve For Enhanced Performance. Barrel Nut Allows For Easier Installation.)		K9226 K700534 ‡	2 F033 2 F033
1987-1983	(Standard Design) 7-1/4" Length, (Includes Polyurethane Bushings And Solid Metal Sleeve For Enhanced Performance. Barrel Nut Allows For Easier Installation.)		K90104 K700538 ‡	2 F101 2 F101
1982-1981	(Includes Polyurethane Bushings And Solid Metal Sleeve For Enhanced Performance. Barrel Nut Allows For Easier Installation.)		K700533 ‡	2 F156
1982-1979	(Standard Design)		K447	2 F156

STEERING



Year	Model/Application	Part	P/C Qty	Figure
Rack & Pinion Boot Kit				
1990	Naturally Aspirated Turbocharged		K9857 K80156	2 S153 2 S153
1989-1988	Velocity Sensing Power Steering Naturally Aspirated, RPM Sensing Power Steering		K80156 K9860	2 S153 2 S153
1987-1986	Power Steering		K8767	2 S153

MAZDA-626 (Cont.)

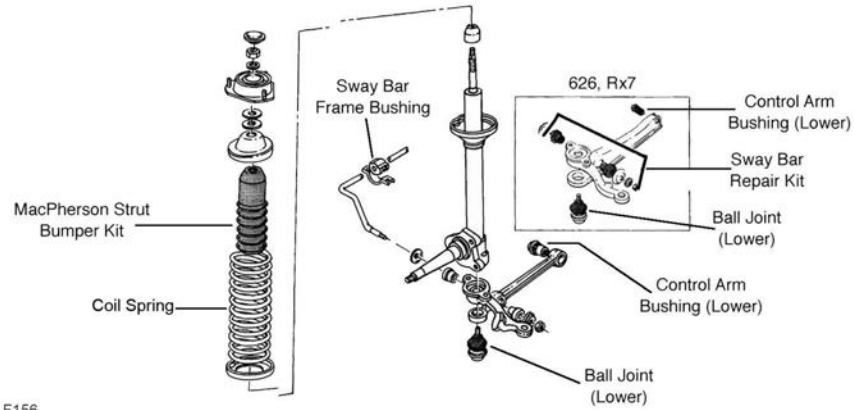
STEERING (Cont.)

Year	Model/Application	Part	P/C Qty	Figure	
Rack & Pinion Boot Kit					
1985-1983		K80156	2	S153	
Steering Rack Insulator Bushing					
1990-1988	(Contains Left And Right Bushings)	K9995	1	S153	
Tie Rod Adjuster					
1982-1979		ES2154S	2	S280	
Tie Rod End					
1990	From 5/9/90, (Powdered Metal Gusher Brg. For Better Lubrication) Thru 5/8/90, (Includes Sunoloy-Coated Metal Bearing To Combine Durability With Smooth Stud Swing)	Outer	ES3168 ‡	2	S153
		Outer	ES2281R ‡	2	S153
1990-1988	Naturally Aspirated, 2 Wheel Steering, USA Built, (Full Ball Stud Provides 360 Degrees Of Smooth Rotation) Turbocharged, 2 Wheel Steering, (Full Ball Stud Provides 360 Degrees Of Smooth Rotation)	Inner	EV228 ‡	2	S153
		Inner	EV229 ‡	2	S153
1989-1983	(Includes Sunoloy-Coated Metal Bearing To Combine Durability With Smooth Stud Swing)	Outer	ES2281R ‡	2	S153
1987	Automatic Transaxle, Rack & Pinion Power, (Full Ball Stud Provides 360 Degrees Of Smooth Rotation)	Left Inner	EV256 ‡	1	S153
		Right Inner	EV255 ‡	1	S153
1987-1983	Rack & Pinion Manual	Left Inner	EV191	1	
1982-1981		Inner	ES2192R	2	S280
1980	From Chassis Number 595368	Inner	ES2192R	2	S280

REAR SUSPENSION

Year	Model/Application	Part	P/C Qty	Figure	
Control Arm					
1990-1989	(Contains Bushings, R-Series)	Lower Rear	RK640835	2	
1990-1988	(Lateral Link, Contains Bushings, R-Series) (Lateral Link, Contains Bushings, Lateral Link, R-Series)	Left Front Lower	RK640979	1	
		Right Front Lower	RK640978	1	
1988	DX, GT Turbo, LX, (Contains Bushings, R-Series)	Lower Rear	RK640835	2	
1987-1984	2 Dr. Coupe, 5 Dr. Hatchback, (R-Series)	Lower Rear	RK641295	2	
1987-1983	(Arm Only, R-Series) (Arm Only, R-Series)	Left Front Lower	RK641007	1	
		Right Front Lower	RK641006	1	
Strut Bumper Bellows					
1990-1988	Manual Transaxle, 2 Wheel Steering, Except Adjustable Suspension, (Replacement Type, Contains Bumper)		K90460	2	
1987-1983	Except Adjustable Suspension, (Replacement Type, Contains Bumper)		K90460	2	
Strut Mount					
1990-1988	Except 4 Wheel Steering, Except Adjustable Suspension		K9652	2	
1987-1986	Except Adjustable Suspension, (Bearing Not Included) Except Adjustable Suspension, (Bearing Not Included)	Left	K9703	1	
		Right	K9701	1	
1985-1983	4 Dr. Sedan, (Bearing Not Included) 4 Dr. Sedan, (Bearing Not Included)	Left	K9703	1	
		Right	K9701	1	
Trailing Link					
1990-1989	Naturally Aspirated, 4 Dr. Sedan, 5 Dr. Hatchback, (R-Series) Naturally Aspirated, 4 Dr. Sedan, 5 Dr. Hatchback, (R-Series)	Left	RK642123	1	
		Right	RK642122	1	

FRONT SUSPENSION

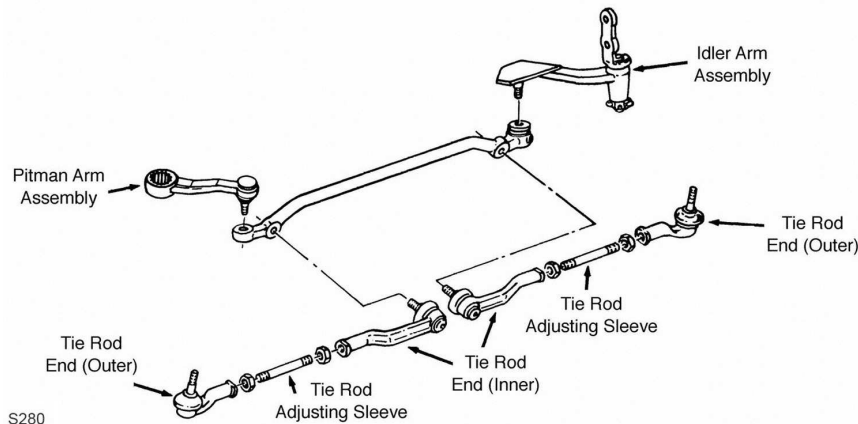


F156

F156

Year	Model/Application	Part	P/C Qty	Figure
Ball Joint				
1977-1972		Lower K500274	2	F156
Strut Bumper Bellows				
1977-1972	(OE Material For Strut Performance And Longevity, Contains Bumper)	K90462 ‡	2	F156

STEERING



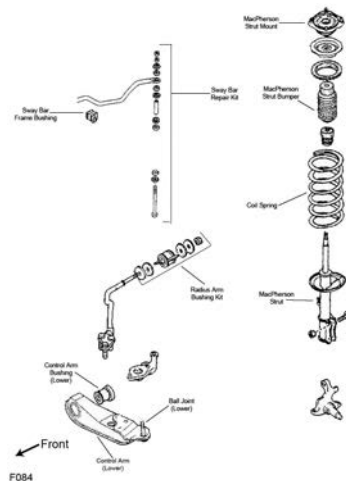
S280

S280

Year	Model/Application	Part	P/C Qty	Figure
Tie Rod End				
1977-1976		Outer	2	S280
	1272cc(1.3L)	Inner	2	S280
	1586cc(1.6L)	Left Inner	1	S280
1975-1972		Inner	2	S280

MAZDA-929

FRONT SUSPENSION



F084

Year	Model/Application	Part	P/C Qty	Figure	
Ball Joint					
1990-1988	Lower	K9669	2	F084	
Control Arm with Ball Joint					
1990	JE39 SOHC, (Contains Bushing, R-Series)	Left Lower	RK620829	1	F084
	JE39 SOHC, (Contains Bushing, R-Series)	Right Lower	RK620830	1	F084
1989-1988	(Contains Bushing, R-Series)	Left Lower	RK620829	1	F084
	(Contains Bushing, R-Series)	Right Lower	RK620830	1	F084
Strut Mount					
1990	Except Auto Adjusting Suspension, (Bearing Not Included)	K9850	2	F084	
1989-1988	Except Auto Adjusting Suspension, (Contains Bearing)	K9693	2	F084	

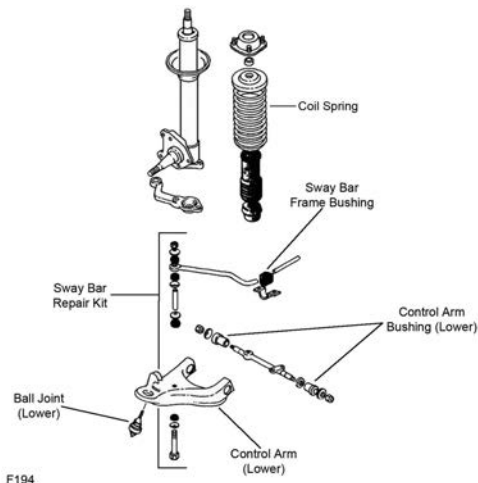
STEERING

Year	Model/Application	Part	P/C Qty	Figure
Rack & Pinion Boot Kit				
1990	(Standard Design)	K9877	2	
1989-1988	Velocity Sensing Power Steering	Left	K9879	1
	Velocity Sensing Power Steering	Right	K9362	1
Tie Rod End				
1990	(Full Ball Stud Provides 360 Degrees Of Smooth Rotation)	Inner	EV300 ‡	2
1990-1988	(Includes Sunoloy-Coated Metal Bearing To Combine Durability With Smooth Stud Swing)	Outer	ES2281R ‡	2
1989-1988	(Full Ball Stud Provides 360 Degrees Of Smooth Rotation)	Left Inner	EV233 ‡	1

REAR SUSPENSION

Year	Model/Application	Part	P/C Qty	Figure
Strut Mount				
1990-1988		K9695	2	

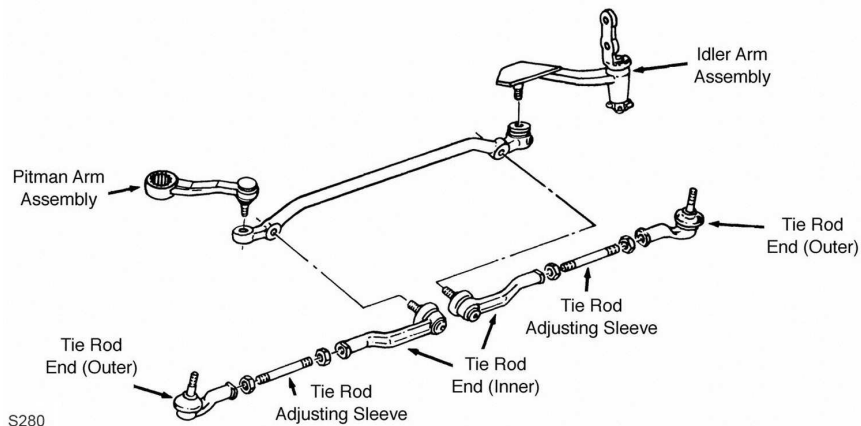
FRONT SUSPENSION



F194

Year	Model/Application	Part	P/C Qty	Figure	
Ball Joint					
1978		Lower	K500271	2	F194
1977	From 7/77, From Serial Number 709467 Thru 6/77, Thru Serial Number 709466	Lower	K500271	2	F194
		Lower	K500266	2	F194
1976		Lower	K500266	2	F194
Control Arm Bushing					
1978-1976	(Contains Front And Rear Bushings)	Lower	K9178	2	F194

STEERING

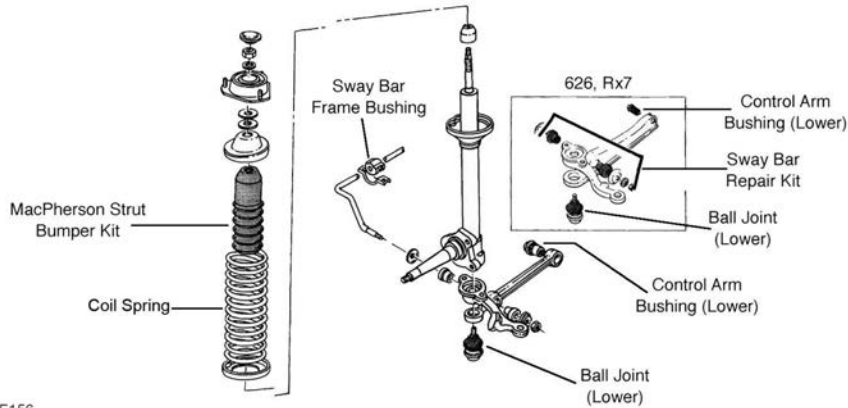


S280

Year	Model/Application	Part	P/C Qty	Figure	
Tie Rod End					
1978-1976		Outer	ES801031	2	S280
		Left Inner	EV801027	1	S280

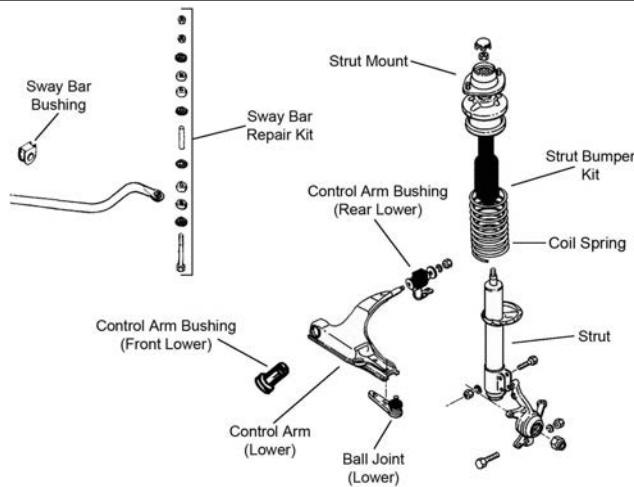
MAZDA-GLC

FRONT SUSPENSION



F156

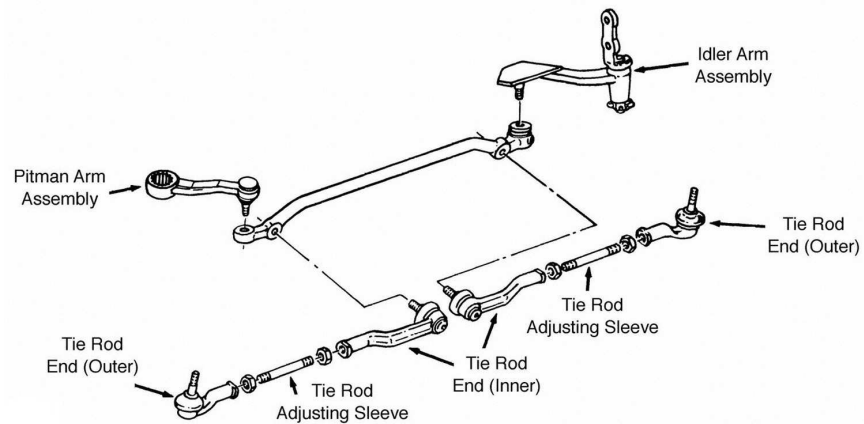
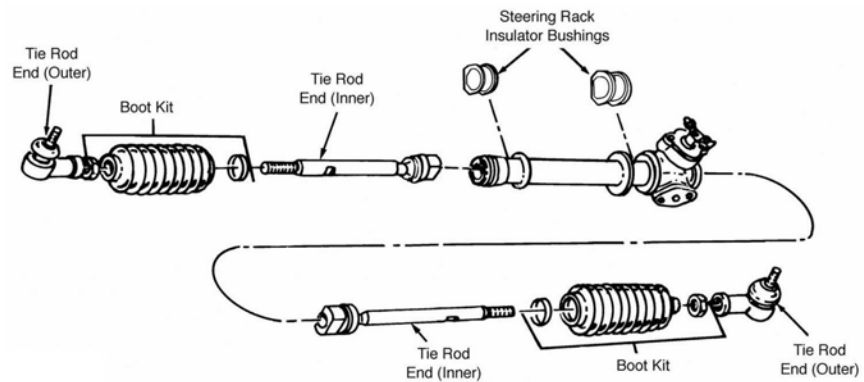
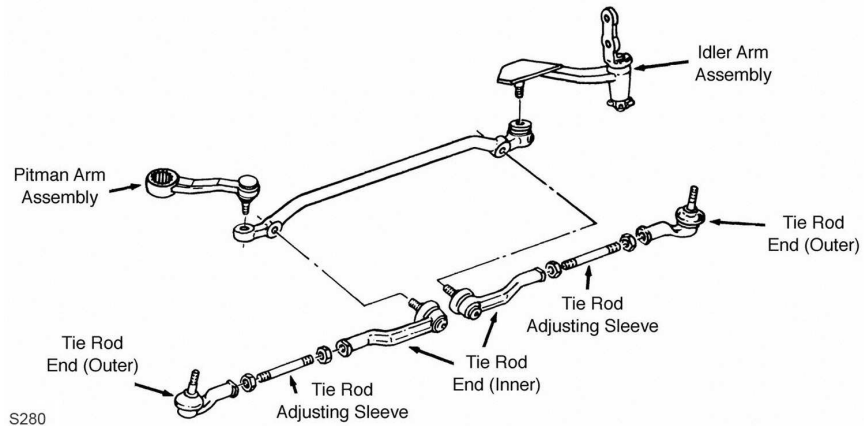
F156



F195

Year	Model/Application	Part	P/C Qty	Figure
Ball Joint				
1986-1981	2 Dr. Hatchback, 4 Dr. Hatchback, 4 Dr. Sedan	Lower	K9607	2 F195
Control Arm				
1985-1984	2 Dr. Hatchback, 4 Dr. Sedan, (R-Series)	Left Lower	RK641702	1 F195
	2 Dr. Hatchback, 4 Dr. Sedan, (R-Series)	Right Lower	RK641701	1 F195
Control Arm Bushing				
1986		Lower	K9194	2 F156
1985-1981	4 Dr. Station Wagon	Lower	K9194	2 F156
1980-1977		Lower	K9194	2 F156
Control Arm Bushing Set				
1985-1984	(Contains Front And Rear Bushings)	Lower	K9535	2 F195
1983-1981	2 Dr. Hatchback, 4 Dr. Hatchback, 4 Dr. Sedan, Front Wheel Drive, (Contains Front And Rear Bushings)	Lower	K9535	2 F195
Strut Bumper Bellows				
1985-1981	(OE Material For Strut Performance And Longevity, Contains Bumper)		K90462 ‡	2 F195
1980-1977	(OE Material For Strut Performance And Longevity, Contains Bumper)		K90462 ‡	2 F156
Strut Mount				
1985-1981	2 Dr. Hatchback, 4 Dr. Sedan, (Contains Bearing)		K9634	2 F195
Sway Bar Repair Kit				
1985-1981	Front Wheel Drive, (Heavy Duty Design)		K90130 ‡	2 F195
	Front Wheel Drive, (Includes Polyurethane Bushings And Solid Metal Sleeve For Enhanced Performance. Barrel Nut Allows For Easier Installation.)		K700525 ‡	2 F195

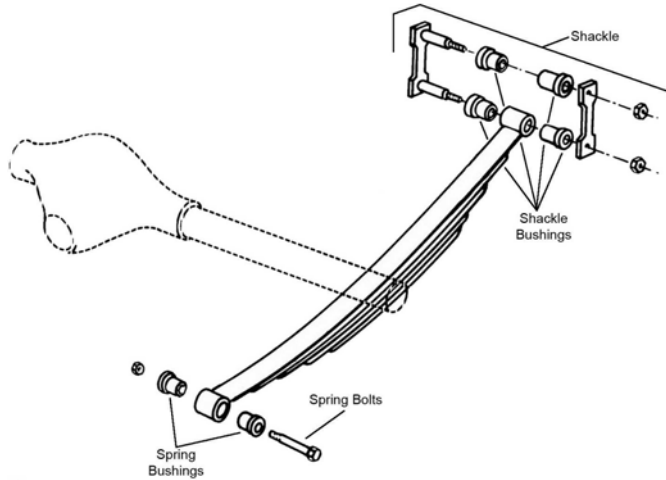
STEERING



Year	Model/Application	Part	P/C Qty	Figure
Rack & Pinion Boot Kit				
1985-1983	Manual Steering Power Steering	K80156 K9373	2 2	S374 S374
1982-1981	Manual Steering	K9373	2	S374
Tie Rod Adjuster				
1986-1981	4 Dr. Station Wagon	ES2154S	2	S375
1980-1977		ES2154S	2	S280
Tie Rod End				
1985-1981	4 Dr. Station Wagon	Inner ES2192R	2	S375
1980-1977		Inner ES2192R	2	S280

MAZDA-GLC (Cont.)

REAR SUSPENSION

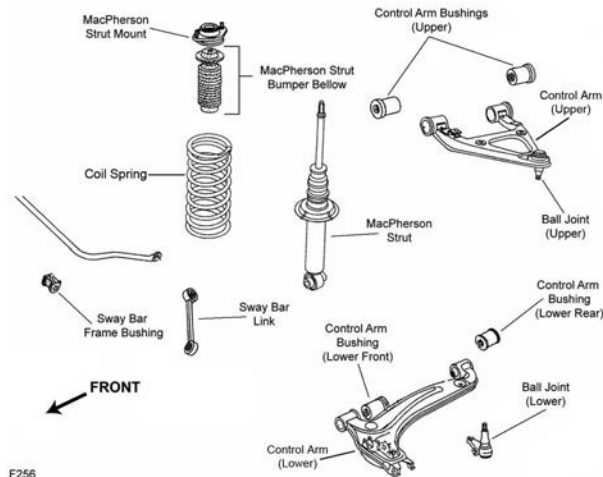


R309

Year	Model/Application	Part	P/C Qty	Figure
Leaf Spring Bushing				
1985-1979	4 Dr. Station Wagon	Front	K201113	4 R309
Strut Bumper Bellows				
1983-1981	2 Dr. Hatchback, 4 Dr. Hatchback, 4 Dr. Sedan, (Replacement Type, Contains Bumper)		K90460	2
Strut Mount				
1985-1981			K9636	2

MAZDA-Miata MX5

FRONT SUSPENSION



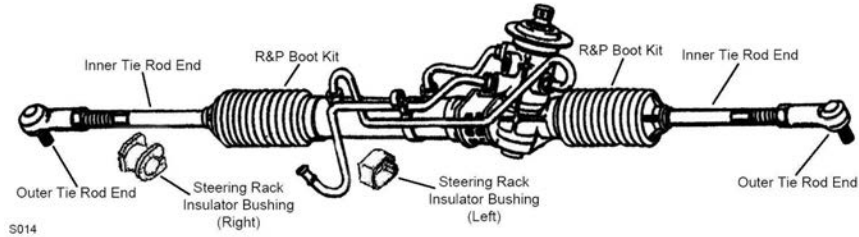
F256

Year	Model/Application	Part	P/C Qty	Figure
Ball Joint				
1990	(Design Allows Ease Of Installation)	Upper Lower	K500210 ‡ K9908	2 2 F256
Control Arm with Ball Joint				
1990	Except Antilock Brakes, (R-Series)	Upper	RK622749	2 F256
Strut Bumper Bellows				
1990	(Contains Bumper)		K90467	2 F256
Strut Mount				
1990	(Bearing Not Included)		K9683	2 F256
Sway Bar Bushing				
1990		To Frame	K90644	1 F256
Sway Bar Link				
1990			K80453	2 F256

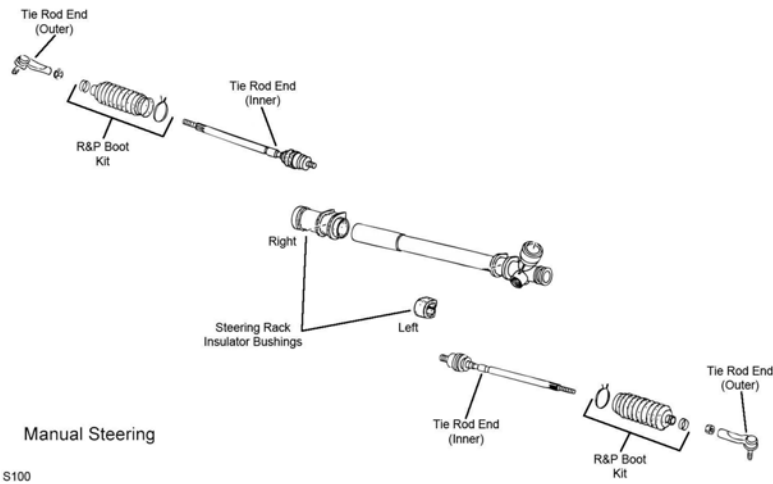
FRONT SUSPENSION (Cont.)

Year	Model/Application	Part	P/C Qty	Figure
Wheel Hub & Bearing Assembly				
1990		513152	2	

STEERING



S014



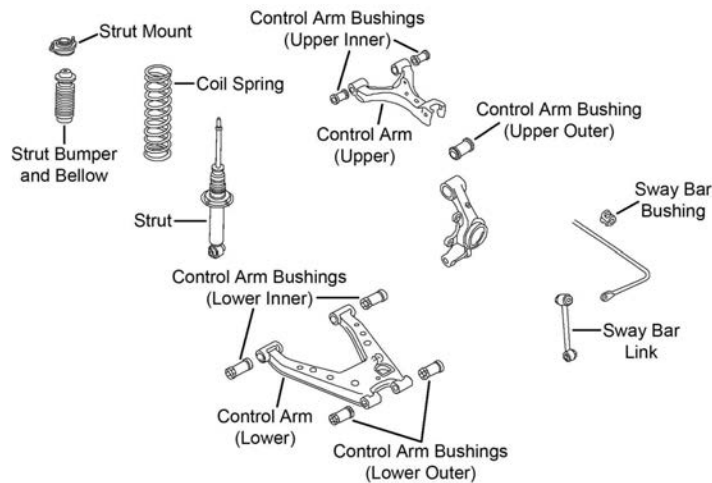
S100

Year	Model/Application	Part	P/C Qty	Figure
Rack & Pinion Boot Kit				
1990	Manual Steering	K80156	2	S100
	Power Steering	K9879	2	S014

Tie Rod End

1990	Rack & Pinion Power, (Full Ball Stud Provides 360 Degrees Of Smooth Rotation)	Outer Inner	ES3191 EV329 ‡	2 2	S014, S100 S014
------	---	----------------	-------------------	--------	--------------------

REAR SUSPENSION



R180

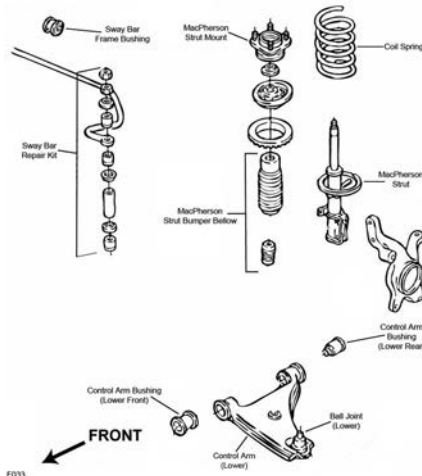
MAZDA-Miata MX5 (Cont.)

REAR SUSPENSION (Cont.)

Year	Model/Application	Part	P/C Qty	Figure
Strut Bumper Bellows				
1990	(Contains Bumper)	K90467	2	R180
Strut Mount				
1990		K9683	2	R180
Sway Bar Bushing				
1990	To Frame	K90626	1	R180
Sway Bar Link				
1990		K80453	2	R180

MAZDA-MX6

FRONT SUSPENSION



F033

Year	Model/Application	Part	P/C Qty	Figure
Ball Joint				
1990-1988	(Powdered Metal Gusher Brg. For Better Lubrication)	Lower	K9615 ‡	2 F033
Control Arm Bushing				
1990-1988	4 Wheel Steering	Lower Front	K201074	2 F033
	Turbocharged, 2 Wheel Steering	Lower Front	K201074	2 F033
Control Arm Bushing Set				
1990	Naturally Aspirated, (Contains Front And Rear Bushings)	Lower	K90044	2 F033
Strut Bumper Bellows				
1990-1988	(Contains Bumper)		K90463	2 F033
Strut Mount				
1990	Japan Built, (Contains Bearing)		K9725	2 F033
	Automatic Transaxle, USA Built, (Contains Bearing)		K8693	2 F033
	Manual Transaxle, USA Built, (Contains Bearing)		K9725	2 F033
1989	Automatic Transaxle, 2 Wheel Steering, Japan Built, (Contains Bearing)		K9725	2 F033
	Turbocharged, Automatic Transaxle, 4 Wheel Steering, USA Built, (Contains Bearing)		K9725	2 F033
	Turbocharged, Manual Transaxle, 2 Wheel Steering, From Chassis Serial Number GD31A-200090, USA Built, (Contains Bearing)		K9725	2 F033
	Turbocharged, Manual Transaxle, 4 Wheel Steering, Japan Built, (Contains Bearing)		K9725	2 F033
1989-1988	Automatic Transaxle, 2 Wheel Steering, USA Built, (Contains Bearing)		K8693	2 F033
	Naturally Aspirated, Manual Transaxle, 2 Wheel Steering, (Contains Bearing)		K9725	2 F033
1988	Automatic Transaxle, 2 Wheel Steering, From Chassis Serial Number GD311-589236, Japan Built, (Contains Bearing)		K9725	2 F033
	Automatic Transaxle, 2 Wheel Steering, Japan Built, Thru Chassis Serial Number GD311-589235, (Contains Bearing)		K8693	2 F033
	Turbocharged, Manual Transaxle, 2 Wheel Steering, Japan Built, Thru Chassis Serial Number GD311-700000, (Contains Bearing)		K9725	2 F033
Strut Spring Seat				
1990	2 Wheel Steering, Japan Built	Upper	K8993	2 F033
	4 Wheel Steering	Upper	K8993	2 F033
	Automatic Transaxle, 2 Wheel Steering, USA Built	Upper	K8803	2 F033
	Manual Transaxle, 2 Wheel Steering, USA Built	Upper	K8993	2 F033
1989	Automatic Transaxle, Japan Built	Upper	K8993	2 F033

FRONT SUSPENSION (Cont.)					
Year	Model/Application	Part	P/C Qty	Figure	
Strut Spring Seat					
1989-1988	Automatic Transaxle, USA Built Manual Transaxle	Upper Upper	K8803 K8993	2 2	F033 F033
1988	Automatic Transaxle, From Chassis Serial Number GD311-589236, Japan Built Automatic Transaxle, Japan Built, Thru Chassis Serial Number GD311-589235	Upper Upper	K8993 K8803	2 2	F033 F033
Sway Bar Bushing					
1990	Naturally Aspirated, 2 Wheel Steering, USA Built Naturally Aspirated, DX, LX, 4 Wheel Steering Turbocharged, 4W Turbo, GT Turbo	To Frame To Frame To Frame	K9550 K9568 K9568	1 1 1	F033 F033 F033
1989-1988		To Frame	K9568	1	F033
Sway Bar Repair Kit					
1990	4 Wheel Steering, (Standard Design) 4 Wheel Steering, 6-1/2" Length, (Includes Polyurethane Bushings And Solid Metal Sleeve For Enhanced Performance. Barrel Nut Allows For Easier Installation.)		K9226 K700534 ‡	2 2	F033 F033
1989-1988	2 Wheel Steering, (Standard Design) 2 Wheel Steering, 6-1/2" Length, (Includes Polyurethane Bushings And Solid Metal Sleeve For Enhanced Performance. Barrel Nut Allows For Easier Installation.)		K9226 K700534 ‡	2 2	F033 F033
STEERING					
<p>S153</p>					
Rack & Pinion Boot Kit					
1990	Naturally Aspirated Turbocharged, Power Steering		K9857 K80156	2 2	S153 S153
1989-1988	Velocity Sensing Power Steering Naturally Aspirated, RPM Sensing		K80156 K9860	2 2	S153 S153
Steering Rack Insulator Bushing					
1990-1988	(Contains Left And Right Bushings)		K9995	1	S153
Tie Rod End					
1990	From 5/9/90, (Powdered Metal Gusher Brg. For Better Lubrication) Thru 5/8/90, (Includes Sunoloy-Coated Metal Bearing To Combine Durability With Smooth Stud Swing)	Outer Outer	ES3168 ‡ ES2281R ‡	2 2	S153 S153
1990-1988	Naturally Aspirated, 2 Wheel Steering, USA Built, (Full Ball Stud Provides 360 Degrees Of Smooth Rotation) Turbocharged, 2 Wheel Steering, Japan Built, (Full Ball Stud Provides 360 Degrees Of Smooth Rotation)	Inner Inner	EV228 ‡ EV229 ‡	2 2	S153 S153
1989-1988	(Includes Sunoloy-Coated Metal Bearing To Combine Durability With Smooth Stud Swing)	Outer	ES2281R ‡	2	S153
REAR SUSPENSION					
Control Arm					
1990-1989	(Lateral Link, Contains Bushings, R-Series) (Lateral Link, Contains Bushings, Lateral Link, R-Series)	Left Front Lower Right Front Lower	RK640979 RK640978	1 1	
1990-1988	(Lateral Link, Contains Bushings, R-Series)	Lower Rear	RK640835	2	
1988	2 Wheel Steering, (Lateral Link, Contains Bushings, R-Series) 2 Wheel Steering, (Lateral Link, Contains Bushings, Lateral Link, R-Series)	Left Front Lower Right Front Lower	RK640979 RK640978	1 1	

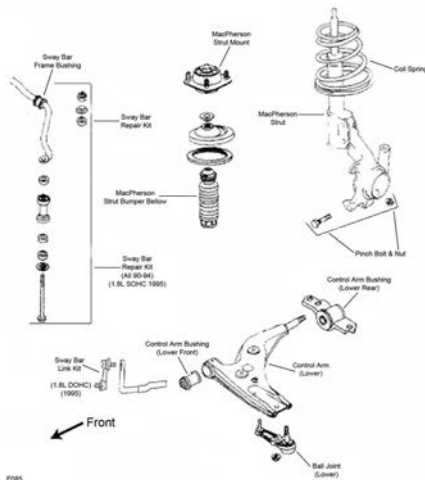
MAZDA-MX6 (Cont.)

REAR SUSPENSION (Cont.)

Year	Model/Application	Part	P/C Qty	Figure
Strut Bumper Bellows				
1990	2 Wheel Steering, Except Adjustable Suspension, (Replacement Type, Contains Bumper)	K90460	2	
1989	2 Wheel Steering, (Replacement Type, Contains Bumper)	K90460	2	
1988	2 Wheel Steering, Except Adjustable Suspension, (Replacement Type, Contains Bumper)	K90460	2	
Strut Mount				
1990-1988	2 Wheel Steering	K9652	2	
Sway Bar Bushing				
1990-1988	To Frame	K90625	1	

MAZDA-Protege

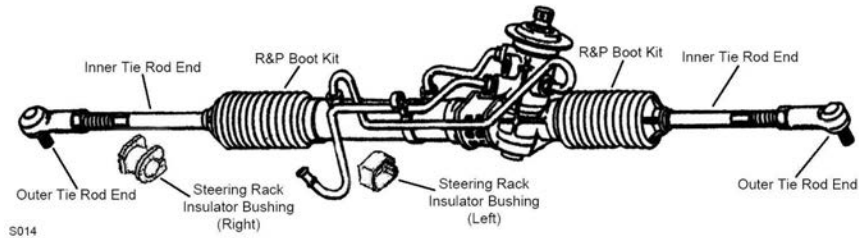
FRONT SUSPENSION



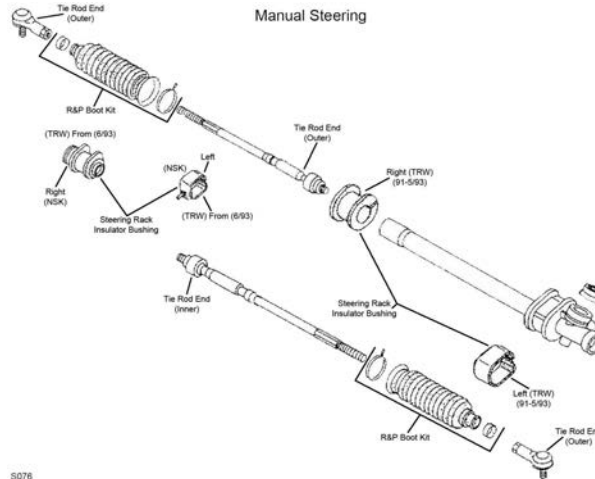
F085

Year	Model/Application	Part	P/C Qty	Figure
Ball Joint				
1990	(Powdered Metal Gusher Brg. For Better Lubrication)	Lower	K8619 ‡	2 F085
Control Arm				
1990	Front Wheel Drive, (R-Series)	Left Lower	RK640414	1 F085
	Front Wheel Drive, (R-Series)	Right Lower	RK640413	1 F085
Control Arm Bushing				
1990		Lower Front	K90043	2 F085
Strut and Spring Assembly				
1990	Front Wheel Drive, (Coated For Corrosion Resistance, Strut, Spring & Top Mount)		ST8509 ‡	2 F085
Strut Bumper Bellows				
1990	(Replacement Type, Contains Bumper)		K90460	2 F085
Strut Mount				
1990	(Contains Bearing)		K8697	2 F085
Strut Spring Seat				
1990	(Contains Insulator)	Upper	K8995	2 F085
Sway Bar Repair Kit				
1990	(Heavy Duty Design)		K90130 ‡	2 F085
	(Includes Polyurethane Bushings And Solid Metal Sleeve For Enhanced Performance. Barrel Nut Allows For Easier Installation.)		K700525 ‡	2 F085
	(Standard Design)		K9224	2 F085

STEERING



S014

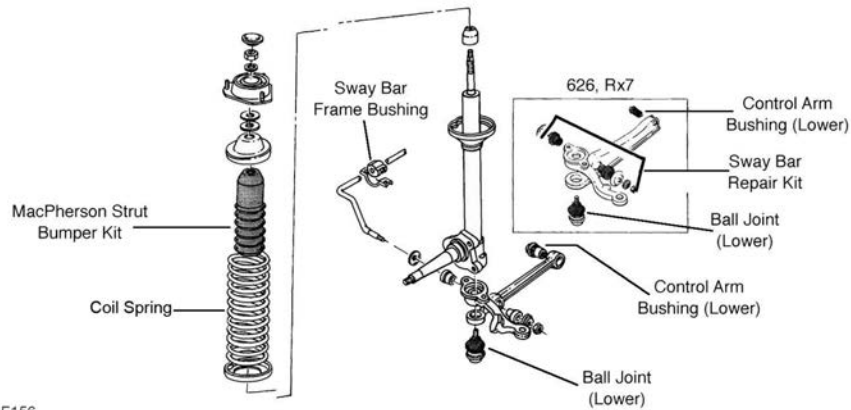


S076

Year	Model/Application	Part	P/C Qty	Figure	
Rack & Pinion Boot Kit					
1990		K80156	2	S014, S076	
Tie Rod End					
1990	(Powdered Metal Gusher Brg. For Better Lubrication) Rack & Pinion Manual, (Full Ball Stud Provides 360 Degrees Of Smooth Rotation) Rack & Pinion Power, (Full Ball Stud Provides 360 Degrees Of Smooth Rotation)	Outer Inner Inner	ES3251RL ‡ EV276 ‡ EV266 ‡	2 2 2	S014, S076 S076 S014
REAR SUSPENSION					
Year	Model/Application	Part	P/C Qty	Figure	
Control Arm					
1990	(Lateral Link, R-Series) (Lateral Link, R-Series) (Lateral Link, R-Series)	Lower Rear Left Front Lower Right Front Lower	RK640391 RK640602 RK640603	2 1 1	
Strut and Spring Assembly					
1990	Front Wheel Drive, (Coated For Corrosion Resistance, Contains Lower Mounting Hardware)	ST8510 ‡	2		
Strut Bumper Bellows					
1990	(Contains Bumper) (Original Equipment Type)	K90461 K201421	2 2		
Strut Mount					
1990		K8646	2		
Sway Bar Repair Kit					
1990	(Heavy Duty Design) (Includes Polyurethane Bushings And Solid Metal Sleeve For Enhanced Performance. Barrel Nut Allows For Easier Installation.)	K90130 ‡ K700525 ‡	2 2		
Trailing Link					
1990	(R-Series)	RK642121	2		
Wheel Hub & Bearing Assembly					
1990		513030	2		

MAZDA-RX-2

FRONT SUSPENSION

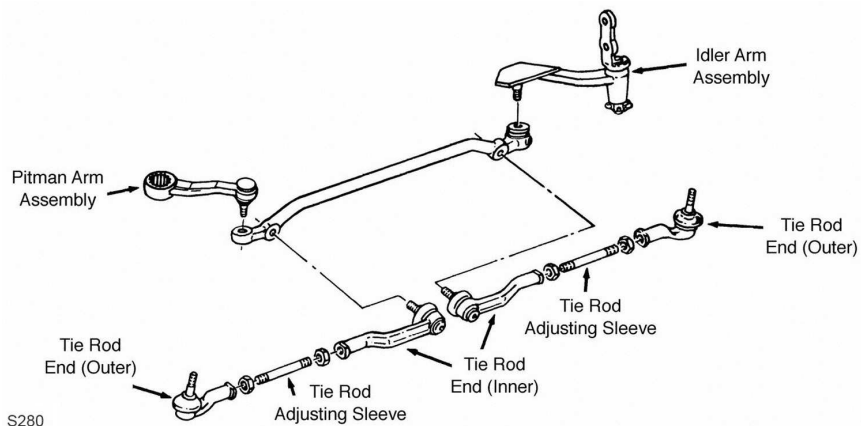


F156

F156

Year	Model/Application	Part	P/C Qty	Figure
Ball Joint				
1974-1971		Lower K500272	2	F156
Control Arm Bushing				
1974-1971		Lower K201088	4	F156

STEERING

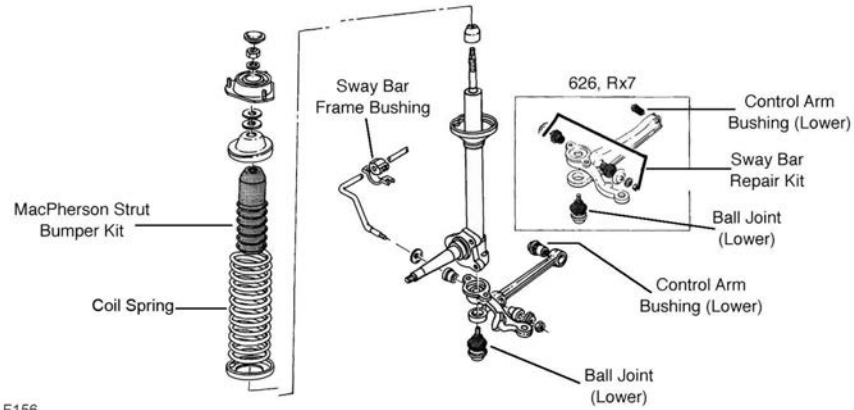


S280

S280

Year	Model/Application	Part	P/C Qty	Figure
Tie Rod Adjuster				
1974-1971		ES2154S	2	S280
Tie Rod End				
1974		Inner EV801026	2	S280

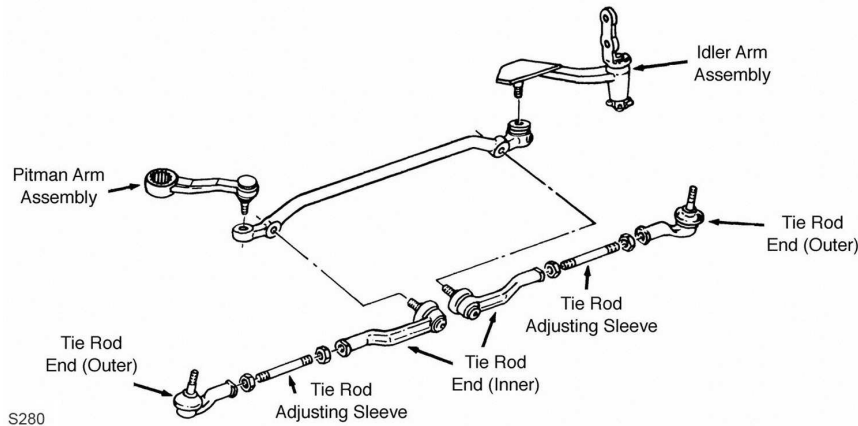
FRONT SUSPENSION



F156

Year	Model/Application	Part	P/C Qty	Figure	
Ball Joint					
1978-1977		Lower	K500275	2	F156
1976-1972		Lower	K500274	2	F156

STEERING

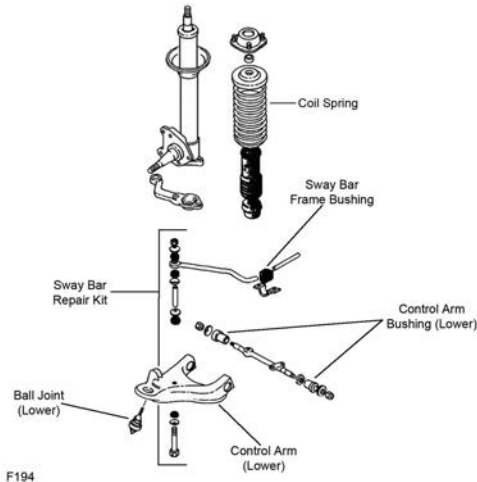


S280

Year	Model/Application	Part	P/C Qty	Figure	
Tie Rod End					
1978-1977		Left Inner	EV801027	1	S280
1978-1976		Outer	ES801031	2	S280
1975-1972		Inner	EV801026	2	S280

MAZDA-RX-4

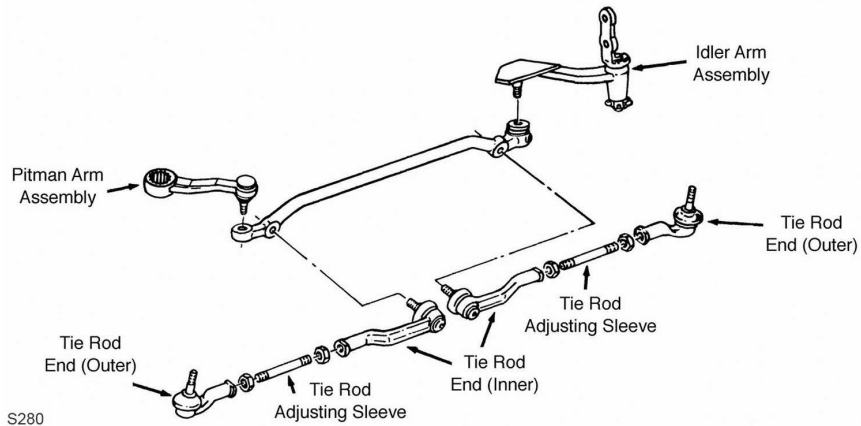
FRONT SUSPENSION



F194

Year	Model/Application	Part	P/C Qty	Figure	
Ball Joint					
1978-1977		Lower	K500271	2	F194
1976		Lower	K500266	2	F194
1975-1974		Lower	K500274	2	F194
Control Arm Bushing					
1978-1976	(Contains Front And Rear Bushings)	Lower	K9178	2	F194

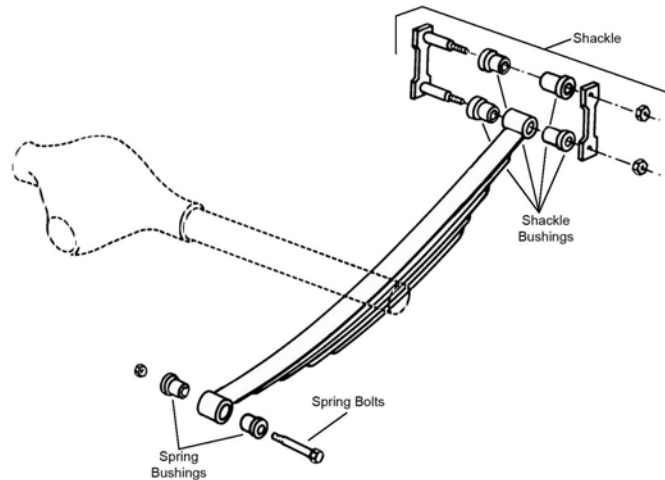
STEERING



S280

Year	Model/Application	Part	P/C Qty	Figure	
Tie Rod End					
1978-1976		Outer	ES801031	2	S280
1977-1976		Inner	EV801027	2	S280

REAR SUSPENSION

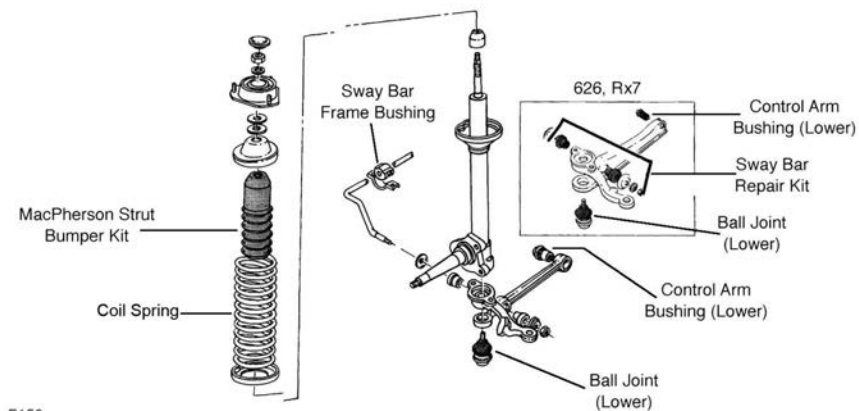


R309

Year	Model/Application	Part	P/C Qty	Figure
Leaf Spring Bushing				
1978-1974	2 Dr. Hardtop, 4 Dr. Sedan	Front K201113	4	R309

RX-7-MAZDA

FRONT SUSPENSION



F156

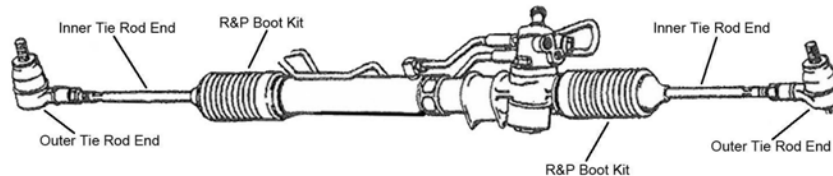
Year	Model/Application	Part	P/C Qty	Figure
Ball Joint				
1988-1986		Lower K9427	2	
1985	From 3/85	Lower K9427	2	
Control Arm Bushing				
1985-1980		Lower K9194	4	F156
1979	From Chassis Number 531681	Lower K9194	4	F156
Control Arm with Ball Joint				
1990-1989	(R-Series) (R-Series)	Left Lower Right Lower	1 1	
Strut Bumper Bellows				
1990-1986	Except Adjustable Suspension, (OE Material For Strut Performance And Longevity, Contains Bumper)	K90462 ‡	2	
1985-1984	GS, S, (OE Material For Strut Performance And Longevity, Contains Bumper)	K90462 ‡	2	F156
1983	GS, LTD, S, (OE Material For Strut Performance And Longevity, Contains Bumper)	K90462 ‡	2	F156
1982-1981	GS, S, (OE Material For Strut Performance And Longevity, Contains Bumper)	K90462 ‡	2	F156
1980-1979	(OE Material For Strut Performance And Longevity, Contains Bumper)	K90462 ‡	2	F156
Strut Mount				
1990-1986	(Contains Bearing)	K90221	2	
1985-1984	GS, S, (Contains Bearing)	K9569	2	F156
1983	GS, LTD, S, (Contains Bearing)	K9569	2	F156

MAZDA-RX-7 (Cont.)

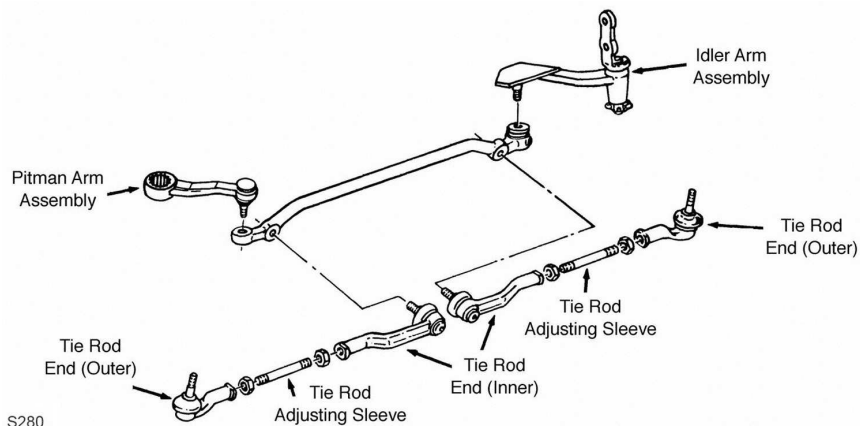
FRONT SUSPENSION (Cont.)

Year	Model/Application	Part	P/C Qty	Figure
Strut Mount				
1982-1981	GS, S, (Contains Bearing)	K9569	2	F156
Sway Bar Repair Kit				
1985-1983	(Includes Polyurethane Bushings And Solid Metal Sleeve For Enhanced Performance. Barrel Nut Allows For Easier Installation.)	K700533 ‡	2	F156
1985-1979	(Standard Design)	K447	2	F156
1981-1980	(Includes Polyurethane Bushings And Solid Metal Sleeve For Enhanced Performance. Barrel Nut Allows For Easier Installation.)	K700533 ‡	2	F156

STEERING



S017



S280

Year	Model/Application	Part	P/C Qty	Figure	
Idler Arm					
1985-1979	(Powdered Metal Gusher Brg. For Better Lubrication)	K9369 ‡	1	S280	
Rack & Pinion Boot Kit					
1990-1986		Left Right	K80156 K8581	1 1	S017 S017
Tie Rod Adjuster					
1985-1979		ES2154S	2	S280	
Tie Rod End					
1990-1986	Rack & Pinion Power, (Full Ball Stud Provides 360 Degrees Of Smooth Rotation)	Inner	EV204 ‡	2	S017
1988-1986	Rack & Pinion Manual, (Full Ball Stud Provides 360 Degrees Of Smooth Rotation)	Left Inner	EV204 ‡	1	S017
1985-1979		Outer Inner	ES2355 ES2192R	2 2	S280 S280

REAR SUSPENSION

Year	Model/Application	Part	P/C Qty	Figure	
Strut Bumper Bellows					
1990-1986	Except Variable Dampening Suspension, (Replacement Type, Contains Bumper)	K90466	2		
Strut Mount					
1990-1986	(Contains Spring Seat)	K90220	2		
Sway Bar Bushing					
1990-1986		To Frame	K90626	1	

180 Series—MERCEDES BENZ

STEERING				
Year	Model/Application	Part	P/C Qty	Figure
180				
Tie Rod End				
1957-1955	May Have Inner And Outer Tie Rod Ends Reversed, Check Threads, (Right Hand Threads, Powdered Metal Gusher Brg. For Better Lubrication)	Outer ES2096R ‡	2	
	May Have Inner And Outer Tie Rod Ends Reversed, Check Threads, (Left Hand Threads, Powdered Metal Gusher Brg. For Better Lubrication)	Inner ES2084L ‡	2	
180A				
Tie Rod End				
1959-1957	May Have Inner And Outer Tie Rod Ends Reversed, Check Threads, (Right Hand Threads, Powdered Metal Gusher Brg. For Better Lubrication)	Outer ES2096R ‡	2	
	May Have Inner And Outer Tie Rod Ends Reversed, Check Threads, (Left Hand Threads, Powdered Metal Gusher Brg. For Better Lubrication)	Inner ES2084L ‡	2	
180B				
Tie Rod End				
1961-1959	May Have Inner And Outer Tie Rod Ends Reversed, Check Threads, (Right Hand Threads, Powdered Metal Gusher Brg. For Better Lubrication)	Outer ES2096R ‡	2	
	May Have Inner And Outer Tie Rod Ends Reversed, Check Threads, (Left Hand Threads, Powdered Metal Gusher Brg. For Better Lubrication)	Inner ES2084L ‡	2	
180C				
Tie Rod End				
1961	May Have Inner And Outer Tie Rod Ends Reversed, Check Threads, (Right Hand Threads, Powdered Metal Gusher Brg. For Better Lubrication)	Outer ES2096R ‡	2	
	May Have Inner And Outer Tie Rod Ends Reversed, Check Threads, (Left Hand Threads, Powdered Metal Gusher Brg. For Better Lubrication)	Inner ES2084L ‡	2	
180DB				
Tie Rod End				
1961-1959	May Have Inner And Outer Tie Rod Ends Reversed, Check Threads, (Right Hand Threads, Powdered Metal Gusher Brg. For Better Lubrication)	Outer ES2096R ‡	2	
	May Have Inner And Outer Tie Rod Ends Reversed, Check Threads, (Left Hand Threads, Powdered Metal Gusher Brg. For Better Lubrication)	Inner ES2084L ‡	2	
180DC				
Tie Rod End				
1961	May Have Inner And Outer Tie Rod Ends Reversed, Check Threads, (Right Hand Threads, Powdered Metal Gusher Brg. For Better Lubrication)	Outer ES2096R ‡	2	
	May Have Inner And Outer Tie Rod Ends Reversed, Check Threads, (Left Hand Threads, Powdered Metal Gusher Brg. For Better Lubrication)	Inner ES2084L ‡	2	

190 Series—MERCEDES BENZ

FRONT SUSPENSION				
F350				
Year	Model/Application	Part	P/C Qty	Figure
190D 2.2				
Ball Joint				
1985-1984		Lower K9623	2	F350

MERCEDES BENZ-190 Series (Cont.)

FRONT SUSPENSION (Cont.)

Year	Model/Application	Part	P/C Qty	Figure
190D 2.2				
Control Arm Bushing				
1985-1984		Lower Front	K201050	2 F350
Control Arm Bushing Set				
1985-1984	(Repair Kit)	Lower	K201085	2 F350
Control Arm with Ball Joint				
1985-1984	(R-Series)	Left Lower	RK622292	1 F350
	(R-Series)	Right Lower	RK622293	1 F350
Strut Bumper Bellows				
1985-1984			K201567	2 F350
Strut Mount				
1985-1984	(Bearing Not Included)		K9685	2 F350
190D 2.5				
Ball Joint				
1989-1986		Lower	K9623	2 F350
Control Arm Bushing				
1989-1986		Lower Front	K201050	2 F350
Control Arm Bushing Set				
1989-1986	(Repair Kit)	Lower	K201085	2 F350
Control Arm with Ball Joint				
1989	Except Sport Suspension, (R-Series)	Left Lower	RK622292	1 F350
	Except Sport Suspension, (R-Series)	Right Lower	RK622293	1 F350
1988-1986	(R-Series)	Left Lower	RK622292	1 F350
	(R-Series)	Right Lower	RK622293	1 F350
Strut Bumper Bellows				
1989-1986			K201567	2 F350
Strut Mount				
1989-1986	(Bearing Not Included)		K9685	2 F350
190D 2.5 Turbo				
Ball Joint				
1987		Lower	K9623	2 F350
Control Arm Bushing				
1987	W201 Chassis	Lower Front	K201050	2 F350
Strut Bumper Bellows				
1987			K201567	2 F350
Strut Mount				
1987	(Bearing Not Included)		K9685	2 F350
190E 2.3				
Ball Joint				
1990-1984		Lower	K9623	2 F350
Control Arm Bushing				
1990-1984		Lower Front	K201050	2 F350
Control Arm Bushing Set				
1990-1984	Except Sport Suspension, (Repair Kit)	Lower	K201085	2 F350
Control Arm with Ball Joint				
1986-1984	(R-Series)	Left Lower	RK622292	1 F350
	(R-Series)	Right Lower	RK622293	1 F350
Strut Bumper Bellows				
1990-1984			K201567	2 F350
Strut Mount				
1990-1984	(Bearing Not Included)		K9685	2 F350
190E 2.3-16				
Ball Joint				
1987-1986		Lower	K9623	2 F350
Control Arm Bushing				
1987-1986		Lower Front	K201050	2 F350

(Cont.) 190 Series-MERCEDES BENZ

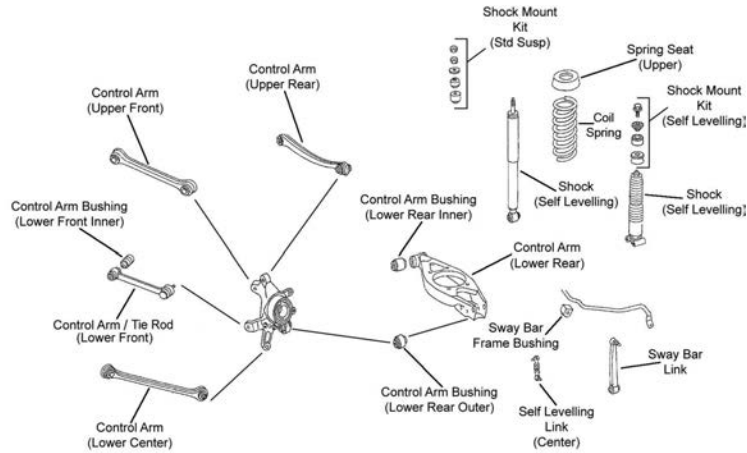
FRONT SUSPENSION (Cont.)				
Year	Model/Application	Part	P/C Qty	Figure
190E 2.3-16				
Control Arm Bushing Set				
1987-1986	Except Sport Suspension, (Repair Kit)	Lower	K201085	2 F350
Strut Bumper Bellows				
1987-1986			K201567	2 F350
Strut Mount				
1987-1986	(Bearing Not Included)		K9685	2 F350
190E 2.6				
Ball Joint				
1990-1987		Lower	K9623	2 F350
Control Arm Bushing				
1990-1987		Lower Front	K201050	2 F350
Control Arm Bushing Set				
1990-1987	Except Sport Suspension, (Repair Kit)	Lower	K201085	2 F350
Strut Bumper Bellows				
1990-1987			K201567	2 F350
Strut Mount				
1990-1987	(Bearing Not Included)		K9685	2 F350
STEERING				
Year	Model/Application	Part	P/C Qty	Figure
190				
Tie Rod End				
1961-1956	May Have Inner And Outer Tie Rod Ends Reversed, Check Threads, (Right Hand Threads, Powdered Metal Gusher Brg. For Better Lubrication)	Outer	ES2096R ‡	2
	May Have Inner And Outer Tie Rod Ends Reversed, Check Threads, (Left Hand Threads, Powdered Metal Gusher Brg. For Better Lubrication)	Inner	ES2084L ‡	2
190B				
Tie Rod End				
1961-1959	May Have Inner And Outer Tie Rod Ends Reversed, Check Threads, (Right Hand Threads, Powdered Metal Gusher Brg. For Better Lubrication)	Outer	ES2096R ‡	2
	May Have Inner And Outer Tie Rod Ends Reversed, Check Threads, (Left Hand Threads, Powdered Metal Gusher Brg. For Better Lubrication)	Inner	ES2084L ‡	2
190C				
Tie Rod End				
1963-1961	May Have Inner And Outer Tie Rod Ends Reversed, Check Threads, (Right Hand Threads, Powdered Metal Gusher Brg. For Better Lubrication)	Outer	ES2096R ‡	2
	May Have Inner And Outer Tie Rod Ends Reversed, Check Threads, (Left Hand Threads, Powdered Metal Gusher Brg. For Better Lubrication)	Inner	ES2084L ‡	2
190D				
Tie Rod End				
1963-1961	May Have Inner And Outer Tie Rod Ends Reversed, Check Threads, (Right Hand Threads, Powdered Metal Gusher Brg. For Better Lubrication)	Outer	ES2096R ‡	2
	May Have Inner And Outer Tie Rod Ends Reversed, Check Threads, (Left Hand Threads, Powdered Metal Gusher Brg. For Better Lubrication)	Inner	ES2084L ‡	2
1959-1958	May Have Inner And Outer Tie Rod Ends Reversed, Check Threads, (Right Hand Threads, Powdered Metal Gusher Brg. For Better Lubrication)	Outer	ES2096R ‡	2
	May Have Inner And Outer Tie Rod Ends Reversed, Check Threads, (Left Hand Threads, Powdered Metal Gusher Brg. For Better Lubrication)	Inner	ES2084L ‡	2
190D 2.2				
Center Link				
1985-1984			DS1245	1
Idler Arm Bushing Kit				
1985-1984			K9590	1
Tie Rod End				
1985-1984	(Powdered Metal Gusher Brg. For Better Lubrication)	Outer	ES3021L ‡	2
190D 2.5				
Center Link				
1989-1986			DS1245	1
Idler Arm Bushing Kit				
1989-1986			K9590	1

MERCEDES BENZ-190 Series (Cont.)

STEERING (Cont.)

Year	Model/Application	Part	P/C Qty	Figure
190D 2.5				
Tie Rod End				
1989-1986	(Powdered Metal Gusher Brg. For Better Lubrication)	Outer	ES3021L ‡	2
190D 2.5 Turbo				
Center Link				
1987			DS1245	1
Idler Arm Bushing Kit				
1987			K9590	1
Tie Rod End				
1987	(Powdered Metal Gusher Brg. For Better Lubrication)	Outer	ES3021L ‡	2
190DB				
Tie Rod End				
1960-1959	May Have Inner And Outer Tie Rod Ends Reversed, Check Threads, (Right Hand Threads, Powdered Metal Gusher Brg. For Better Lubrication)	Outer	ES2096R ‡	2
	May Have Inner And Outer Tie Rod Ends Reversed, Check Threads, (Left Hand Threads, Powdered Metal Gusher Brg. For Better Lubrication)	Inner	ES2084L ‡	2
190DC				
Tie Rod End				
1963-1961	May Have Inner And Outer Tie Rod Ends Reversed, Check Threads, (Right Hand Threads, Powdered Metal Gusher Brg. For Better Lubrication)	Outer	ES2096R ‡	2
	May Have Inner And Outer Tie Rod Ends Reversed, Check Threads, (Left Hand Threads, Powdered Metal Gusher Brg. For Better Lubrication)	Inner	ES2084L ‡	2
190E 2.3				
Center Link				
1990-1984			DS1245	1
Idler Arm Bushing Kit				
1990-1984			K9590	1
Tie Rod End				
1990-1984	(Powdered Metal Gusher Brg. For Better Lubrication)	Outer	ES3021L ‡	2
	(Powdered Metal Gusher Brg. For Better Lubrication)	Left Inner	ES3018R ‡	1
	(Powdered Metal Gusher Brg. For Better Lubrication)	Right Inner	ES3017R ‡	1
190E 2.3-16				
Center Link				
1987-1986			DS1245	1
Idler Arm Bushing Kit				
1987-1986			K9590	1
Tie Rod End				
1987-1986	(Powdered Metal Gusher Brg. For Better Lubrication)	Outer	ES3021L ‡	2
	(Powdered Metal Gusher Brg. For Better Lubrication)	Left Inner	ES3018R ‡	1
	(Powdered Metal Gusher Brg. For Better Lubrication)	Right Inner	ES3017R ‡	1
190E 2.6				
Center Link				
1990-1987			DS1245	1
Idler Arm Bushing Kit				
1990-1987			K9590	1
Tie Rod End				
1990-1987	(Powdered Metal Gusher Brg. For Better Lubrication)	Outer	ES3021L ‡	2
	(Powdered Metal Gusher Brg. For Better Lubrication)	Left Inner	ES3018R ‡	1
	(Powdered Metal Gusher Brg. For Better Lubrication)	Right Inner	ES3017R ‡	1
190SL				
Tie Rod End				
1963-1956	May Have Inner And Outer Tie Rod Ends Reversed, Check Threads, (Right Hand Threads, Powdered Metal Gusher Brg. For Better Lubrication)	Outer	ES2096R ‡	2
	May Have Inner And Outer Tie Rod Ends Reversed, Check Threads, (Left Hand Threads, Powdered Metal Gusher Brg. For Better Lubrication)	Inner	ES2084L ‡	2

REAR SUSPENSION



R042

Year	Model/Application	Part	P/C Qty	Figure	
190D 2.2					
Control Arm					
1985-1984	(Straight Arm, Contains Bushing, R-Series) (Bent Arm, R-Series) (Straight Arm, Lateral Link, R-Series) (Straight Arm, R-Series)	Upper Front Left Rear Upper Lower Center Lower Center	RK620090 RK641833 RK640726 RK641834	2 1 2 2	R042 R042 R042 R042
Control Arm Bushing					
1985-1984	(Design Allows Ease Of Installation)	Lower Front Inner	K200083 ‡	2	R042
	(Design Allows Ease Of Installation)	Lower Rear Inner	K201081	2	R042
		Lower Rear Outer	K200082 ‡	2	R042
Control Arm with Ball Joint					
1985-1984	(Connecting Tie Rod, R-Series)	Lower Front	RK620534	2	R042
Tie Rod End					
1985-1984		Outer	ES3327	2	R042
190D 2.5					
Control Arm					
1989-1986	(Straight Arm, Contains Bushing, R-Series) (Bent Arm, R-Series) (Straight Arm, Lateral Link, R-Series) (Straight Arm, R-Series)	Upper Front Left Rear Upper Lower Center Lower Center	RK620090 RK641833 RK640726 RK641834	2 1 2 2	R042 R042 R042 R042
Control Arm Bushing					
1989-1986	(Design Allows Ease Of Installation)	Lower Front Inner	K200083 ‡	2	R042
	(Design Allows Ease Of Installation)	Lower Rear Inner	K201081	2	R042
		Lower Rear Outer	K200082 ‡	2	R042
Control Arm with Ball Joint					
1989-1986	(Connecting Tie Rod, R-Series)	Lower Front	RK620534	2	R042
Tie Rod End					
1989-1986		Outer	ES3327	2	R042
190D 2.5 Turbo					
Control Arm					
1987	(Straight Arm, Contains Bushing, R-Series) (Bent Arm, R-Series) (Straight Arm, Lateral Link, R-Series) (Straight Arm, R-Series)	Upper Front Left Rear Upper Lower Center Lower Center	RK620090 RK641833 RK640726 RK641834	2 1 2 2	R042 R042 R042 R042
Control Arm Bushing					
1987	(Design Allows Ease Of Installation)	Lower Front Inner	K200083 ‡	2	R042
	(Design Allows Ease Of Installation)	Lower Rear Inner	K201081	2	R042
		Lower Rear Outer	K200082 ‡	2	R042
Control Arm with Ball Joint					
1987	(Connecting Tie Rod, R-Series)	Lower Front	RK620534	2	R042
Tie Rod End					
1987		Outer	ES3327	2	R042

MERCEDES BENZ-190 Series (Cont.)

REAR SUSPENSION (Cont.)

Year	Model/Application	Part	P/C Qty	Figure
190E 2.3				
Control Arm				
1990-1984	(Straight Arm, Contains Bushing, R-Series) (Bent Arm, R-Series) (Straight Arm, Lateral Link, R-Series) (Straight Arm, R-Series)	Upper Front Left Rear Upper Lower Center Lower Center	RK620090 RK641833 RK640726 RK641834	2 1 2 2 R042 R042 R042 R042
Control Arm Bushing				
1990-1987	(Design Allows Ease Of Installation)	Lower Rear Outer	K200082 ‡	2 R042
1990-1984	(Design Allows Ease Of Installation)	Lower Front Inner Lower Rear Inner	K200083 ‡ K201081	2 2 R042 R042
Control Arm with Ball Joint				
1990-1984	(Connecting Tie Rod, R-Series)	Lower Front	RK620534	2 R042
Tie Rod End				
1990-1984		Outer	ES3327	2 R042
190E 2.3-16				
Control Arm				
1987-1986	(Straight Arm, Contains Bushing, R-Series) (Bent Arm, R-Series) (Straight Arm, Lateral Link, R-Series) (Straight Arm, R-Series)	Upper Front Left Rear Upper Lower Center Lower Center	RK620090 RK641833 RK640726 RK641834	2 1 2 2 R042 R042 R042 R042
Control Arm Bushing				
1987-1986	(Design Allows Ease Of Installation)	Lower Front Inner	K200083 ‡	2 R042
	(Design Allows Ease Of Installation)	Lower Rear Inner Lower Rear Outer	K201081 K200082 ‡	2 2 R042 R042
Control Arm with Ball Joint				
1987-1986	(Connecting Tie Rod, R-Series)	Lower Front	RK620534	2 R042
Tie Rod End				
1987-1986		Outer	ES3327	2 R042
190E 2.6				
Control Arm				
1990-1987	(Straight Arm, Contains Bushing, R-Series) (Bent Arm, R-Series) (Straight Arm, Lateral Link, R-Series) (Straight Arm, R-Series)	Upper Front Left Rear Upper Lower Center Lower Center	RK620090 RK641833 RK640726 RK641834	2 1 2 2 R042 R042 R042 R042
Control Arm Bushing				
1990-1987	(Design Allows Ease Of Installation)	Lower Front Inner	K200083 ‡	2 R042
	(Design Allows Ease Of Installation)	Lower Rear Inner Lower Rear Outer	K201081 K200082 ‡	2 2 R042 R042
Control Arm with Ball Joint				
1990-1987	(Connecting Tie Rod, R-Series)	Lower Front	RK620534	2 R042
Tie Rod End				
1990-1987		Outer	ES3327	2 R042

MERCEDES BENZ-200 Series

FRONT SUSPENSION

Year	Model/Application	Part	P/C Qty	Figure
200				
Strut Bumper Bellows				
1990-1984		K201567	2	
200D				
Strut Bumper Bellows				
1990-1984		K201567	2	
Strut Mount				
1990-1984	(Bearing Not Included)	K9685	2	
200TD				
Strut Bumper Bellows				
1990-1985		K201567	2	
Strut Mount				
1990-1985	(Bearing Not Included)	K9685	2	

(Cont.) 200 Series—MERCEDES BENZ

STEERING				
Year	Model/Application	Part	P/C Qty	Figure
200D				
Tie Rod End				
1967-1965	May Have Inner And Outer Tie Rod Ends Reversed, Check Threads, (Right Hand Threads, Powdered Metal Gusher Brg. For Better Lubrication)	Outer ES2096R ‡	2	
	May Have Inner And Outer Tie Rod Ends Reversed, Check Threads, (Left Hand Threads, Powdered Metal Gusher Brg. For Better Lubrication)	Inner ES2084L ‡	2	

220 Series—MERCEDES BENZ

FRONT SUSPENSION				
F177				
Year	Model/Application	Part	P/C Qty	Figure
220				
Ball Joint				
1973-1967		Upper K9594	2	F177
		Lower K9071	2	F177
220D				
Ball Joint				
1973-1967		Upper K9594	2	F177
		Lower K9071	2	F177
Sway Bar Link				
1973-1971		K9229	2	

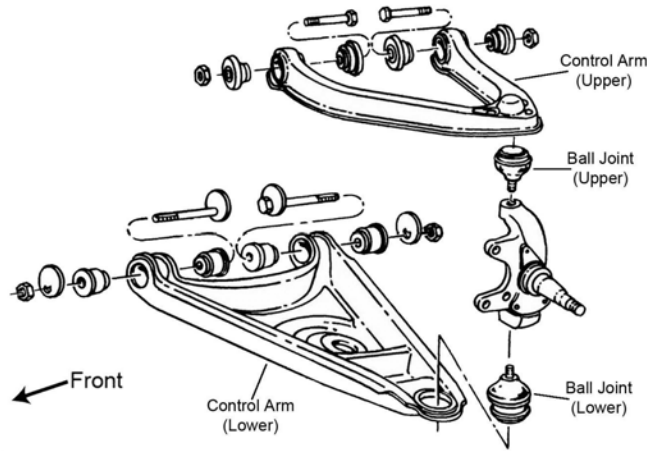
STEERING				
Year	Model/Application	Part	P/C Qty	Figure
220				
Center Link				
1973-1971		DS1014	1	
Idler Arm Bushing Kit				
1973-1971		Bracket End K9098	1	
Tie Rod End				
1973-1968	May Have Inner And Outer Tie Rod Ends Reversed, Check Threads, (Right Hand Threads, Powdered Metal Gusher Brg. For Better Lubrication)	Outer ES2096R ‡	2	
	May Have Inner And Outer Tie Rod Ends Reversed, Check Threads, (Left Hand Threads, Powdered Metal Gusher Brg. For Better Lubrication)	Inner ES2084L ‡	2	
1965-1956	May Have Inner And Outer Tie Rod Ends Reversed, Check Threads, (Right Hand Threads, Powdered Metal Gusher Brg. For Better Lubrication)	Outer ES2096R ‡	2	
	May Have Inner And Outer Tie Rod Ends Reversed, Check Threads, (Left Hand Threads, Powdered Metal Gusher Brg. For Better Lubrication)	Inner ES2084L ‡	2	
220B				
Tie Rod End				
1965-1959	May Have Inner And Outer Tie Rod Ends Reversed, Check Threads, (Right Hand Threads, Powdered Metal Gusher Brg. For Better Lubrication)	Outer ES2096R ‡	2	
	May Have Inner And Outer Tie Rod Ends Reversed, Check Threads, (Left Hand Threads, Powdered Metal Gusher Brg. For Better Lubrication)	Inner ES2084L ‡	2	

MERCEDES BENZ-220 Series (Cont.)

STEERING (Cont.)

Year	Model/Application	Part	P/C Qty	Figure
220D				
Center Link				
1973-1971		DS1014	1	
Idler Arm Bushing Kit				
1973-1971	Bracket End	K9098	1	
Tie Rod End				
1973-1968	May Have Inner And Outer Tie Rod Ends Reversed, Check Threads, (Right Hand Threads, Powdered Metal Gusher Brg. For Better Lubrication)	Outer ES2096R ‡	2	
	May Have Inner And Outer Tie Rod Ends Reversed, Check Threads, (Left Hand Threads, Powdered Metal Gusher Brg. For Better Lubrication)	Inner ES2084L ‡	2	
220S				
Tie Rod End				
1959-1956	May Have Inner And Outer Tie Rod Ends Reversed, Check Threads, (Right Hand Threads, Powdered Metal Gusher Brg. For Better Lubrication)	Outer ES2096R ‡	2	
	May Have Inner And Outer Tie Rod Ends Reversed, Check Threads, (Left Hand Threads, Powdered Metal Gusher Brg. For Better Lubrication)	Inner ES2084L ‡	2	
220SB				
Tie Rod End				
1965-1959	May Have Inner And Outer Tie Rod Ends Reversed, Check Threads, (Right Hand Threads, Powdered Metal Gusher Brg. For Better Lubrication)	Outer ES2096R ‡	2	
	May Have Inner And Outer Tie Rod Ends Reversed, Check Threads, (Left Hand Threads, Powdered Metal Gusher Brg. For Better Lubrication)	Inner ES2084L ‡	2	
220SE				
Tie Rod End				
1960-1958	May Have Inner And Outer Tie Rod Ends Reversed, Check Threads, (Right Hand Threads, Powdered Metal Gusher Brg. For Better Lubrication)	Outer ES2096R ‡	2	
	May Have Inner And Outer Tie Rod Ends Reversed, Check Threads, (Left Hand Threads, Powdered Metal Gusher Brg. For Better Lubrication)	Inner ES2084L ‡	2	
REAR SUSPENSION				
Year	Model/Application	Part	P/C Qty	Figure
220				
Control Arm Bushing				
1973-1968	(Design Allows Ease Of Installation)	Lower	K200989 ‡	4
Sway Bar Link				
1973-1971		K9229	2	
220D				
Control Arm Bushing				
1978-1968	(Design Allows Ease Of Installation)	Lower	K200989 ‡	4
Sway Bar Link				
1973-1971		K9229	2	

FRONT SUSPENSION



F177

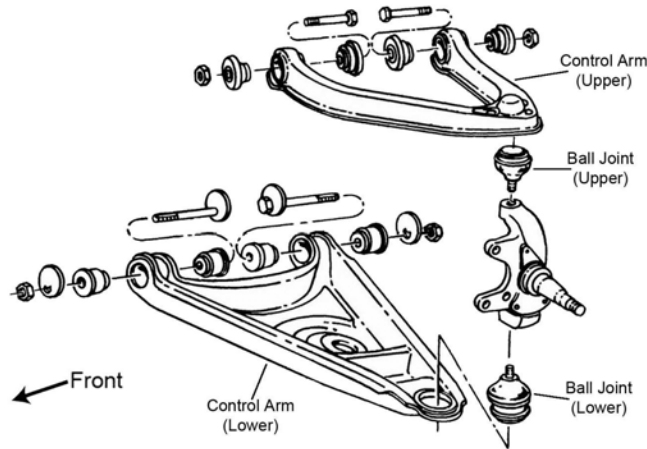
Year	Model/Application	Part	P/C Qty	Figure
230				
Ball Joint				
1978-1976	123 Chassis, (Powdered Metal Gusher Brg. For Better Lubrication, New Pre-Installed Integral Dust Boot Eases Installation, New And Original Designs Can Be Installed)	Lower	K9139 ‡	2
1976	114 Chassis	Upper	K9594	2 F177
1976-1974	114 Chassis	Lower	K9071	2 F177
1975-1974		Upper	K9594	2 F177
Control Arm Bushing				
1976-1975	123 Chassis	Lower	K201084	2
Control Arm Bushing Set				
1978-1977	(Contains Front And Rear Bushings)	Upper	K9395	2
Control Arm with Ball Joint				
1978-1976	123 Chassis, (Contains Pivot Bushing Only, R-Series)	Left Upper	RK9050	1
	123 Chassis, (Contains Pivot Bushing Only, R-Series)	Right Upper	RK9052	1
Sway Bar Link				
1978-1975			K9229	2
230/4				
Ball Joint				
1976	115 Chassis	Upper	K9594	2 F177
1976-1974	115 Chassis	Lower	K9071	2 F177
1975-1974		Upper	K9594	2 F177
Sway Bar Link				
1976-1974			K9229	2
230CE				
Strut Bumper Bellows				
1990-1984			K201567	2
Strut Mount				
1990-1984	(Bearing Not Included)		K9685	2
230E				
Strut Bumper Bellows				
1990-1984			K201567	2
Strut Mount				
1990-1984	(Bearing Not Included)		K9685	2
230TE				
Strut Bumper Bellows				
1990-1984			K201567	2
Strut Mount				
1990-1984	(Bearing Not Included)		K9685	2

MERCEDES BENZ-230 Series (Cont.)

STEERING

Year	Model/Application	Part	P/C Qty	Figure
230				
Center Link				
1978-1977		DS1016	1	
1976-1974		DS1014	1	
Idler Arm Bushing Kit				
1978-1974	Bracket End	K9098	1	
Tie Rod End				
1978-1977	Outer	ES2186L	2	
1978-1976	Inner	ES2185R	2	
1976	16mm Threads May Have Inner And Outer Tie Rod Ends Reversed, Check Threads, 14mm Threads, (Right Hand Threads, Powdered Metal Gusher Brg. For Better Lubrication)	Outer	ES2186L	2
		Outer	ES2096R ‡	2
1976-1974	May Have Inner And Outer Tie Rod Ends Reversed, Check Threads, (Left Hand Threads, Powdered Metal Gusher Brg. For Better Lubrication)	Inner	ES2084L ‡	2
1975-1974	May Have Inner And Outer Tie Rod Ends Reversed, Check Threads, (Right Hand Threads, Powdered Metal Gusher Brg. For Better Lubrication)	Outer	ES2096R ‡	2
230/4				
Center Link				
1976-1974		DS1014	1	
Tie Rod End				
1976	16mm Threads	Inner	ES2185R	2
		Outer	ES2186L	2
1975	May Have Inner And Outer Tie Rod Ends Reversed, Check Threads, (Right Hand Threads, Powdered Metal Gusher Brg. For Better Lubrication)	Outer	ES2096R ‡	2
1975-1974	May Have Inner And Outer Tie Rod Ends Reversed, Check Threads, (Left Hand Threads, Powdered Metal Gusher Brg. For Better Lubrication)	Inner	ES2084L ‡	2
230S				
Tie Rod End				
1968-1965	May Have Inner And Outer Tie Rod Ends Reversed, Check Threads, (Right Hand Threads, Powdered Metal Gusher Brg. For Better Lubrication) May Have Inner And Outer Tie Rod Ends Reversed, Check Threads, (Left Hand Threads, Powdered Metal Gusher Brg. For Better Lubrication)	Outer	ES2096R ‡	2
		Inner	ES2084L ‡	2
230SL				
Tie Rod End				
1967-1965	May Have Inner And Outer Tie Rod Ends Reversed, Check Threads, (Right Hand Threads, Powdered Metal Gusher Brg. For Better Lubrication) May Have Inner And Outer Tie Rod Ends Reversed, Check Threads, (Left Hand Threads, Powdered Metal Gusher Brg. For Better Lubrication)	Outer	ES2096R ‡	2
		Inner	ES2084L ‡	2
REAR SUSPENSION				
Year	Model/Application	Part	P/C Qty	Figure
230				
Control Arm Bushing				
1979-1968	(Design Allows Ease Of Installation)	Lower	K200989 ‡	4
Sway Bar Link				
1977-1975			K9229	2
230/4				
Control Arm Bushing				
1976-1974	(Design Allows Ease Of Installation)	Lower	K200989 ‡	4
Sway Bar Link				
1976-1974			K9229	2

FRONT SUSPENSION



F177

Year	Model/Application	Part	P/C Qty	Figure
240D				
Ball Joint				
1983-1976	123 Chassis, (Powdered Metal Gusher Brg. For Better Lubrication, New Pre-Installed Integral Dust Boot Eases Installation, New And Original Designs Can Be Installed)	Lower	K9139 ‡	2
1976-1973	115 Chassis	Upper	K9594	2 F177
	115 Chassis	Lower	K9071	2 F177
Control Arm Bushing				
1983-1977		Lower	K201084	2
Control Arm Bushing Set				
1981-1977	(Contains Front And Rear Bushings)	Upper	K9395	2
Control Arm with Ball Joint				
1983-1976	123 Chassis, (Contains Pivot Bushing Only, R-Series)	Left Upper	RK9050	1
	123 Chassis, (Contains Pivot Bushing Only, R-Series)	Right Upper	RK9052	1
Sway Bar Link				
1981-1974			K9229	2
STEERING				
Year	Model/Application	Part	P/C Qty	Figure
240D				
Center Link				
1983-1977			DS1016	1
1976-1974			DS1014	1
Idler Arm Bushing Kit				
1983-1974		Bracket End	K9098	1
Tie Rod End				
1983	14mm Threads	Outer	ES3143R	2
	May Have Inner And Outer Tie Rod Ends Reversed, Check Threads, 14mm Threads, (Left Hand Threads, Powdered Metal Gusher Brg. For Better Lubrication)	Inner	ES2084L ‡	2
1983-1976	16mm Threads	Outer	ES2186L	2
	16mm Threads	Inner	ES2185R	2
1976	May Have Inner And Outer Tie Rod Ends Reversed, Check Threads, 14mm Threads, (Right Hand Threads, Powdered Metal Gusher Brg. For Better Lubrication)	Outer	ES2096R ‡	2
1976-1974	May Have Inner And Outer Tie Rod Ends Reversed, Check Threads, (Left Hand Threads, Powdered Metal Gusher Brg. For Better Lubrication)	Inner	ES2084L ‡	2
1975-1974	May Have Inner And Outer Tie Rod Ends Reversed, Check Threads, (Right Hand Threads, Powdered Metal Gusher Brg. For Better Lubrication)	Outer	ES2096R ‡	2
REAR SUSPENSION				
Year	Model/Application	Part	P/C Qty	Figure
240D				
Control Arm Bushing				
1983-1974	(Design Allows Ease Of Installation)	Lower	K200989 ‡	4

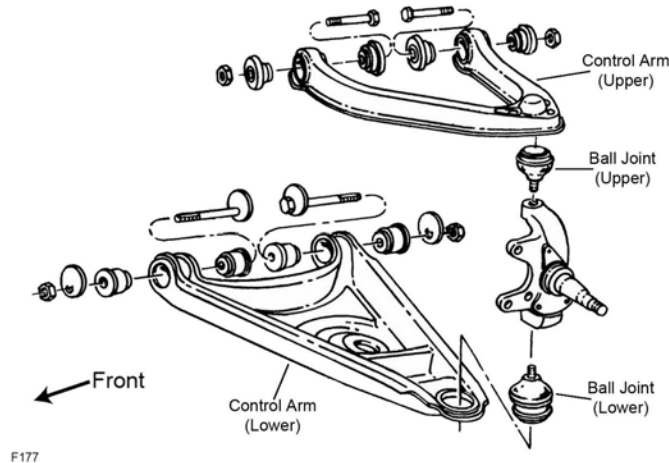
MERCEDES BENZ-240 Series (Cont.)

REAR SUSPENSION (Cont.)

Year	Model/Application	Part	P/C Qty	Figure
240D				
Sway Bar Link				
1983-1981	(Link With Sockets)	K9584	2	
1980-1974		K9229	2	

MERCEDES BENZ-250 Series

FRONT SUSPENSION



F177

Year	Model/Application	Part	P/C Qty	Figure
250				
Ball Joint				
1972-1967		Upper Lower	2 2	F177 F177
Sway Bar Link				
1972-1971		K9229	2	
250C				
Ball Joint				
1972-1967		Upper Lower	2 2	F177 F177
Sway Bar Link				
1972-1971		K9229	2	
250SC				
Sway Bar Link				
1972-1971		K9229	2	
250SE				
Sway Bar Link				
1972-1971		K9229	2	
250U				
Sway Bar Link				
1972-1971		K9229	2	

STEERING

Year	Model/Application	Part	P/C Qty	Figure
250				
Center Link				
1972-1971		DS1014	1	
Idler Arm Bushing Kit				
1972-1971		Bracket End	K9098	1

(Cont.) 250 Series—MERCEDES BENZ

STEERING (Cont.)				
Year	Model/Application	Part	P/C Qty	Figure
250				
Tie Rod End				
1972-1968	May Have Inner And Outer Tie Rod Ends Reversed, Check Threads, (Right Hand Threads, Powdered Metal Gusher Brg. For Better Lubrication)	Outer ES2096R ‡	2	
	May Have Inner And Outer Tie Rod Ends Reversed, Check Threads, (Left Hand Threads, Powdered Metal Gusher Brg. For Better Lubrication)	Inner ES2084L ‡	2	
250C				
Center Link				
1972-1971		DS1014	1	
Idler Arm Bushing Kit				
1972-1971		Bracket End K9098	1	
Tie Rod End				
1972-1969	May Have Inner And Outer Tie Rod Ends Reversed, Check Threads, (Right Hand Threads, Powdered Metal Gusher Brg. For Better Lubrication)	Outer ES2096R ‡	2	
	May Have Inner And Outer Tie Rod Ends Reversed, Check Threads, (Left Hand Threads, Powdered Metal Gusher Brg. For Better Lubrication)	Inner ES2084L ‡	2	
REAR SUSPENSION				
Year	Model/Application	Part	P/C Qty	Figure
250				
Control Arm Bushing				
1972-1968	(Design Allows Ease Of Installation)	Lower K200989 ‡	4	
Sway Bar Link				
1972-1971		K9229	2	
250C				
Control Arm Bushing				
1972-1970	(Design Allows Ease Of Installation)	Lower K200989 ‡	4	
Sway Bar Link				
1972-1971		K9229	2	

260 Series—MERCEDES BENZ

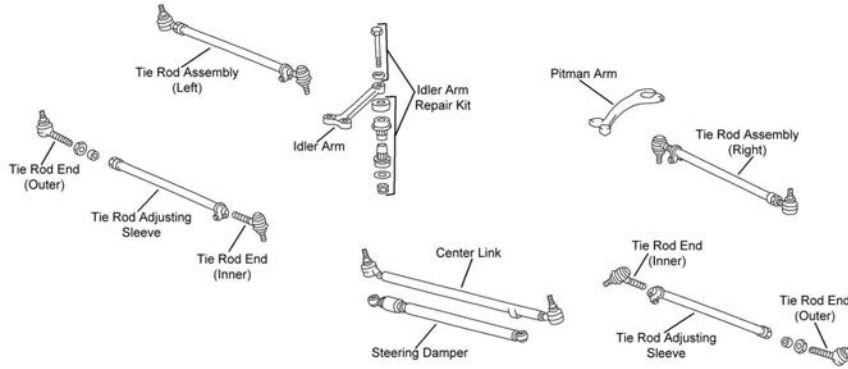
FRONT SUSPENSION				
F350				
Year	Model/Application	Part	P/C Qty	Figure
260E				
Ball Joint				
1989-1987		Lower K9623	2	F350
Control Arm with Ball Joint				
1989-1987	(R-Series)	Left Lower RK620536	1	F350
	(R-Series)	Right Lower RK620535	1	F350
Strut Bumper Bellows				
1989-1987		K201567	2	F350

MERCEDES BENZ-260 Series (Cont.)

FRONT SUSPENSION (Cont.)

Year	Model/Application	Part	P/C Qty	Figure
260E				
Strut Mount				
1989-1987	(Bearing Not Included)	K9685	2	F350
Sway Bar Bushing				
1989-1987	Except Sport Suspension, W124 Chassis, (Premium Bushings For Durability)	K201031 ‡	1	F350

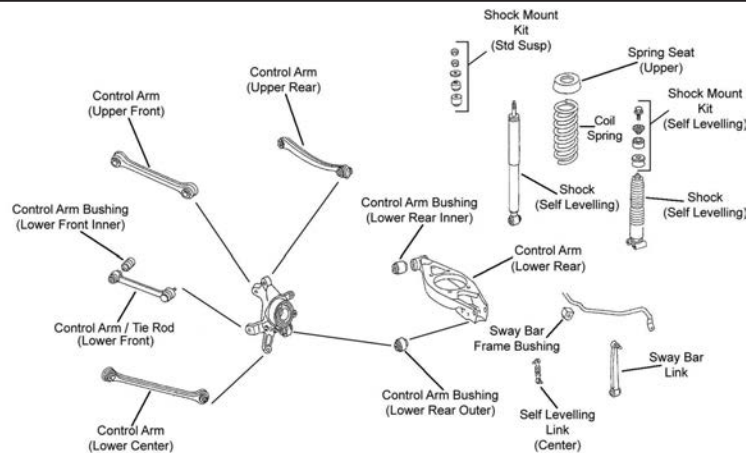
STEERING



S359

Year	Model/Application	Part	P/C Qty	Figure	
260E					
Center Link					
1989-1987	From Chassis Number 1B022105/28051199 Thru Chassis Number 1B022104/28051198	DS1401 DS1402	1 1	S359 S359	
Idler Arm Bushing Kit					
1989-1987		Bracket End	K9098	1	
Tie Rod End					
1989-1987	W124 Chassis, 14mm Threads W124 Chassis, 14mm Threads, (Powdered Metal Gusher Brg. For Better Lubrication)	Outer Inner	ES3143R ES3145L ‡	2 2	S359 S359

REAR SUSPENSION



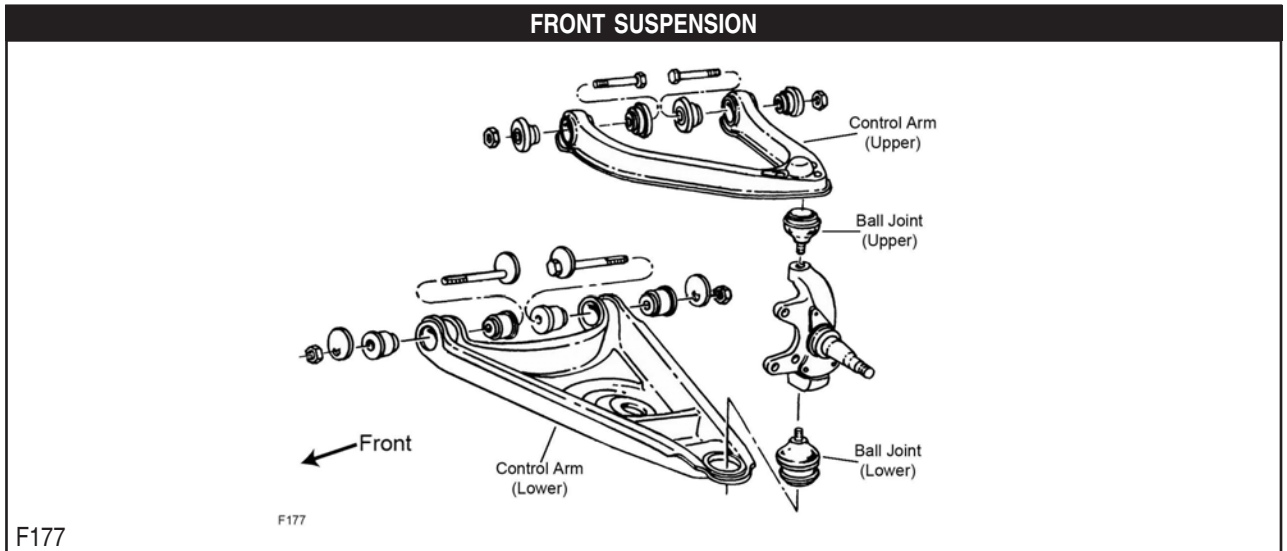
R042

Year	Model/Application	Part	P/C Qty	Figure	
260E					
Control Arm					
1989-1987	W124 Chassis, (Straight Arm, Contains Bushing, R-Series)	Upper Front	RK620090	2	R042
	W124 Chassis, (Bent Arm, R-Series)	Left Rear Upper	RK641833	1	R042
	W124 Chassis, (Straight Arm, Lateral Link, R-Series)	Lower Center	RK640726	2	R042
	W124 Chassis, (Straight Arm, R-Series)	Lower Center	RK641834	2	R042
Control Arm Bushing					
1989-1987	Plus Or Minus 1-1/4 Degree Camber, (Adjustable, Contains Bolts, Cams, Nuts, Sleeves, And Washers, New Part - Pending Availability)	Upper Front Outer	K100302	2	R042

(Cont.) 260 Series-MERCEDES BENZ

REAR SUSPENSION (Cont.)				
Year	Model/Application	Part	P/C Qty	Figure
260E				
Control Arm Bushing				
1989-1987 (Cont.)	Plus Or Minus 1-1/4 Degree Camber, (Adjustable, Contains Bolts, Cams, Nuts, Sleeves, And Washers, Upper Rear Outer) New Part - Pending Availability	K100302	2	R042
Control Arm with Ball Joint				
1989-1987	(Connecting Tie Rod, R-Series)	Lower Front	RK620534	2 R042
Tie Rod End				
1989-1987		Outer	ES3327	2 R042

280 Series-MERCEDES BENZ



Year	Model/Application	Part	P/C Qty	Figure
280				
Ball Joint				
1976-1972		Upper Lower	K9594 K9071	2 2 F177
280C				
Ball Joint				
1976-1972		Upper Lower	K9594 K9071	2 2 F177
Sway Bar Link				
1981-1973			K9229	2
280CE				
Ball Joint				
1981-1975	(Powdered Metal Gusher Brg. For Better Lubrication, New Pre-Installed Integral Dust Boot Eases Installation, New And Original Designs Can Be Installed)	Lower	K9139 ‡	2
Control Arm Bushing				
1981-1977		Lower	K201084	2
Control Arm Bushing Set				
1981-1978	(Contains Front And Rear Bushings)	Upper	K9395	2
Control Arm with Ball Joint				
1981-1975	(Contains Pivot Bushing Only, R-Series) (Contains Pivot Bushing Only, R-Series)	Left Upper Right Upper	RK9050 RK9052	1 1
Sway Bar Link				
1981-1973			K9229	2
280E				
Ball Joint				
1981-1975	(Powdered Metal Gusher Brg. For Better Lubrication, New Pre-Installed Integral Dust Boot Eases Installation, New And Original Designs Can Be Installed)	Lower	K9139 ‡	2

MERCEDES BENZ-280 Series (Cont.)

FRONT SUSPENSION (Cont.)

Year	Model/Application	Part	P/C Qty	Figure
280E				
Control Arm Bushing				
1982-1977		Lower K201084	2	
Control Arm Bushing Set				
1981-1977	(Contains Front And Rear Bushings)	Upper K9395	2	
Control Arm with Ball Joint				
1981-1975	(Contains Pivot Bushing Only, R-Series)	Left Upper RK9050	1	
	(Contains Pivot Bushing Only, R-Series)	Right Upper RK9052	1	
280S				
Ball Joint				
1981-1975	(Powdered Metal Gusher Brg. For Better Lubrication, New Pre-Installed Integral Dust Boot Eases Installation, New And Original Designs Can Be Installed)	Lower K9139 ‡	2	
Control Arm Bushing				
1982-1980	W126 Chassis	Upper Inner K200870	1	
Control Arm Bushing Set				
1976-1975	(Contains Front And Rear Bushings)	Upper K9395	2	
Control Arm with Ball Joint				
1981-1975	(Contains Pivot Bushing Only, R-Series)	Left Upper RK9050	1	
	(Contains Pivot Bushing Only, R-Series)	Right Upper RK9052	1	
Sway Bar Link				
1981-1973		K9229	2	
280SE				
Ball Joint				
1981-1975	(Powdered Metal Gusher Brg. For Better Lubrication, New Pre-Installed Integral Dust Boot Eases Installation, New And Original Designs Can Be Installed)	Lower K9139 ‡	2	
Control Arm Bushing				
1982-1981	W126 Chassis	Upper Inner K200870	1	
Control Arm Bushing Set				
1980-1977	(Contains Front And Rear Bushings)	Upper K9395	2	
Control Arm with Ball Joint				
1981-1975	(Contains Pivot Bushing Only, R-Series)	Left Upper RK9050	1	
	(Contains Pivot Bushing Only, R-Series)	Right Upper RK9052	1	
Sway Bar Link				
1981-1973		K9229	2	
280SEL				
Ball Joint				
1973		Lower K9071	2	F177
STEERING				
Year	Model/Application	Part	P/C Qty	Figure
280				
Center Link				
1980-1977		DS1016	1	
1976-1973		DS1014	1	
Idler Arm Bushing Kit				
1976-1973		Bracket End K9098	1	
Tie Rod End				
1976-1973	May Have Inner And Outer Tie Rod Ends Reversed, Check Threads, (Right Hand Threads, Powdered Metal Gusher Brg. For Better Lubrication)	Outer ES2096R ‡	2	
	May Have Inner And Outer Tie Rod Ends Reversed, Check Threads, (Left Hand Threads, Powdered Metal Gusher Brg. For Better Lubrication)	Inner ES2084L ‡	2	
280C				
Center Link				
1976-1973		DS1014	1	
Idler Arm Bushing Kit				
1976-1973		Bracket End K9098	1	
Tie Rod End				
1976-1973	May Have Inner And Outer Tie Rod Ends Reversed, Check Threads, (Right Hand Threads, Powdered Metal Gusher Brg. For Better Lubrication)	Outer ES2096R ‡	2	

(Cont.) 280 Series-MERCEDES BENZ

STEERING (Cont.)				
Year	Model/Application	Part	P/C Qty	Figure
280C				
Tie Rod End				
1976-1973 (Cont.)	May Have Inner And Outer Tie Rod Ends Reversed, Check Threads, (Left Hand Threads, Powdered Metal Gusher Brg. For Better Lubrication)	Inner ES2084L ‡	2	
280CE				
Center Link				
1981-1977		DS1016	1	
Idler Arm Bushing Kit				
1981-1978		Bracket End K9098	1	
Tie Rod End				
1981-1977		Outer ES2186L	2	
1981-1976		Inner ES2185R	2	
1976	16mm Threads	Outer ES2186L	2	
280E				
Center Link				
1981-1977		DS1016	1	
Idler Arm Bushing Kit				
1981-1977		Bracket End K9098	1	
Tie Rod End				
1981-1977		Outer ES2186L	2	
1981-1976		Inner ES2185R	2	
1976	16mm Threads	Outer ES2186L	2	
280S				
Center Link				
1976-1975		DS1016	1	
1971		DS1014	1	
Idler Arm Bushing Kit				
1976-1975		Bracket End K9098	1	
1971		Bracket End K9098	1	
Tie Rod End				
1980-1968	May Have Inner And Outer Tie Rod Ends Reversed, Check Threads, (Right Hand Threads, Powdered Metal Gusher Brg. For Better Lubrication)	Outer ES2096R ‡	2	
	May Have Inner And Outer Tie Rod Ends Reversed, Check Threads, (Left Hand Threads, Powdered Metal Gusher Brg. For Better Lubrication)	Inner ES2084L ‡	2	
280SE				
Center Link				
1980-1977		DS1016	1	
1973-1971		DS1014	1	
Idler Arm Bushing Kit				
1980-1977		Bracket End K9098	1	
1973-1971		Bracket End K9098	1	
Tie Rod End				
1980-1968	May Have Inner And Outer Tie Rod Ends Reversed, Check Threads, (Right Hand Threads, Powdered Metal Gusher Brg. For Better Lubrication)	Outer ES2096R ‡	2	
	May Have Inner And Outer Tie Rod Ends Reversed, Check Threads, (Left Hand Threads, Powdered Metal Gusher Brg. For Better Lubrication)	Inner ES2084L ‡	2	
280SE 3.5				
Center Link				
1971		DS1014	1	
Idler Arm Bushing Kit				
1971		Bracket End K9098	1	
Tie Rod End				
1971	May Have Inner And Outer Tie Rod Ends Reversed, Check Threads, (Right Hand Threads, Powdered Metal Gusher Brg. For Better Lubrication)	Outer ES2096R ‡	2	
	May Have Inner And Outer Tie Rod Ends Reversed, Check Threads, (Left Hand Threads, Powdered Metal Gusher Brg. For Better Lubrication)	Inner ES2084L ‡	2	
280SE 4.5				
Center Link				
1972-1971		DS1014	1	

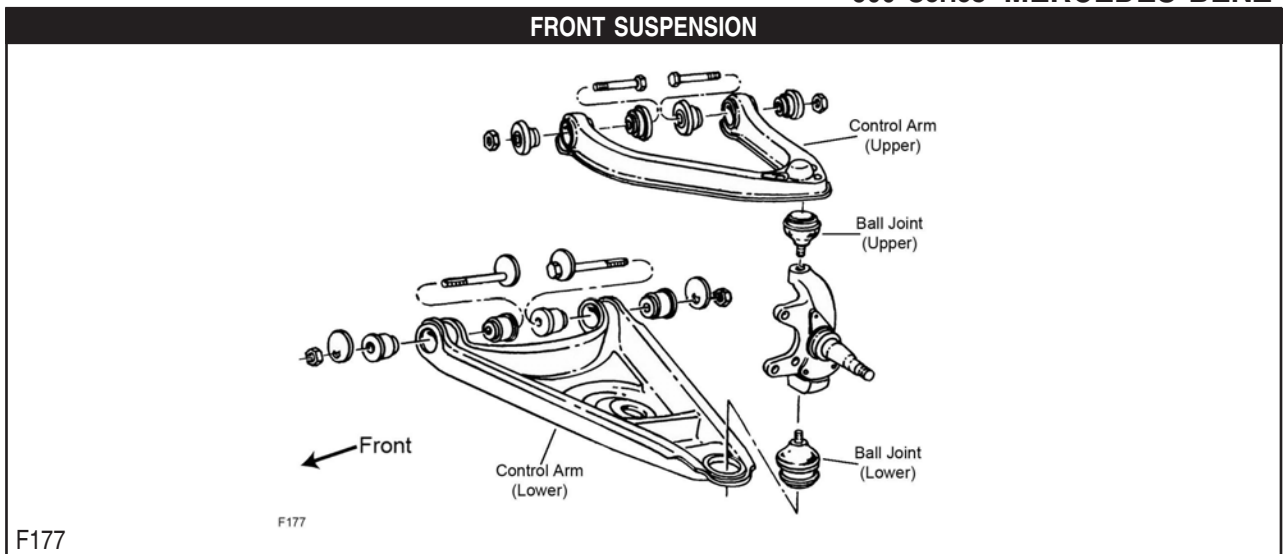
MERCEDES BENZ-280 Series (Cont.)

STEERING (Cont.)				
Year	Model/Application	Part	P/C Qty	Figure
280SE 4.5				
Idler Arm Bushing Kit				
1972-1971	Bracket End	K9098	1	
Tie Rod End				
1972-1971	May Have Inner And Outer Tie Rod Ends Reversed, Check Threads, (Right Hand Threads, Powdered Metal Gusher Brg. For Better Lubrication)	Outer ES2096R ‡	2	
	May Have Inner And Outer Tie Rod Ends Reversed, Check Threads, (Left Hand Threads, Powdered Metal Gusher Brg. For Better Lubrication)	Inner ES2084L ‡	2	
280SEC				
Tie Rod End				
1971	May Have Inner And Outer Tie Rod Ends Reversed, Check Threads, (Right Hand Threads, Powdered Metal Gusher Brg. For Better Lubrication)	Outer ES2096R ‡	2	
280SEC 3.5				
Tie Rod End				
1971	May Have Inner And Outer Tie Rod Ends Reversed, Check Threads, (Right Hand Threads, Powdered Metal Gusher Brg. For Better Lubrication)	Outer ES2096R ‡	2	
280SEL				
Center Link				
1973-1971		DS1014	1	
Idler Arm Bushing Kit				
1973-1971	Bracket End	K9098	1	
Tie Rod End				
1973-1971	May Have Inner And Outer Tie Rod Ends Reversed, Check Threads, (Right Hand Threads, Powdered Metal Gusher Brg. For Better Lubrication)	Outer ES2096R ‡	2	
	May Have Inner And Outer Tie Rod Ends Reversed, Check Threads, (Left Hand Threads, Powdered Metal Gusher Brg. For Better Lubrication)	Inner ES2084L ‡	2	
280SEL 4.5				
Center Link				
1972-1971		DS1014	1	
Idler Arm Bushing Kit				
1972-1971	Bracket End	K9098	1	
Tie Rod End				
1972-1971	May Have Inner And Outer Tie Rod Ends Reversed, Check Threads, (Right Hand Threads, Powdered Metal Gusher Brg. For Better Lubrication)	Outer ES2096R ‡	2	
	May Have Inner And Outer Tie Rod Ends Reversed, Check Threads, (Left Hand Threads, Powdered Metal Gusher Brg. For Better Lubrication)	Inner ES2084L ‡	2	
280SL				
Center Link				
1971		DS1014	1	
Idler Arm Bushing Kit				
1971	Bracket End	K9098	1	
Tie Rod End				
1971	May Have Inner And Outer Tie Rod Ends Reversed, Check Threads, (Right Hand Threads, Powdered Metal Gusher Brg. For Better Lubrication)	Outer ES2096R ‡	2	
	May Have Inner And Outer Tie Rod Ends Reversed, Check Threads, (Left Hand Threads, Powdered Metal Gusher Brg. For Better Lubrication)	Inner ES2084L ‡	2	
REAR SUSPENSION				
Year	Model/Application	Part	P/C Qty	Figure
280				
Control Arm Bushing				
1976-1972	(Design Allows Ease Of Installation)	Lower K200989 ‡	4	
Sway Bar Link				
1976-1973		K9229	2	
280C				
Control Arm Bushing				
1976-1972	(Design Allows Ease Of Installation)	Lower K200989 ‡	4	
Sway Bar Link				
1976-1973		K9229	2	

(Cont.) 280 Series—MERCEDES BENZ

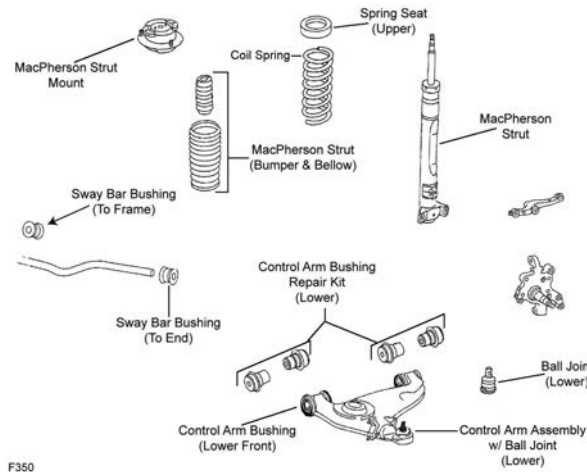
REAR SUSPENSION (Cont.)				
Year	Model/Application	Part	P/C Qty	Figure
280CE				
Control Arm Bushing				
1981-1978	(Design Allows Ease Of Installation) Lower	K200989 ‡	4	
Sway Bar Link				
1981	(Link With Sockets)	K9584	2	
1980-1978		K9229	2	
280E				
Control Arm Bushing				
1982-1973	(Design Allows Ease Of Installation) Lower	K200989 ‡	4	
Sway Bar Link				
1981	(Link With Sockets)	K9584	2	
280S				
Control Arm Bushing				
1976-1975	(Design Allows Ease Of Installation) Lower	K200989 ‡	4	
Sway Bar Link				
1982-1975		K9229	2	
280SE				
Control Arm Bushing				
1980-1977	(Design Allows Ease Of Installation) Lower	K200989 ‡	4	
Sway Bar Link				
1980-1977		K9229	2	
280SEL				
Sway Bar Link				
1973		K9229	2	
280SL				
Control Arm Bushing				
1985-1974	W107 Chassis, (Design Allows Ease Of Installation) Lower	K200989 ‡	4	

300 Series—MERCEDES BENZ



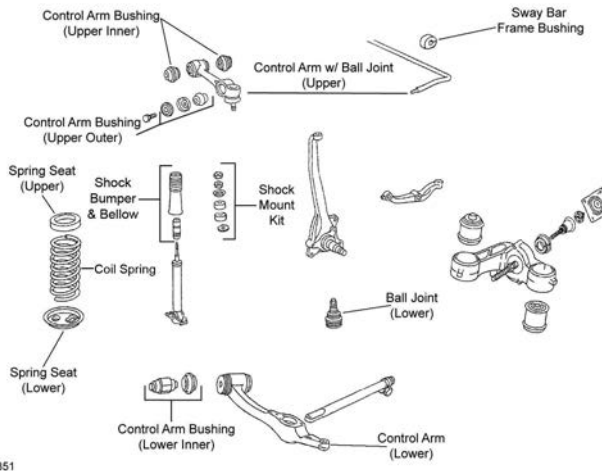
MERCEDES BENZ-300 Series (Cont.)

FRONT SUSPENSION (Cont.)



F350

F350



F351

F351

Year	Model/Application	Part	P/C Qty	Figure
300CD				
Ball Joint				
1981-1977	(Powdered Metal Gusher Brg. For Better Lubrication, New Pre-Installed Integral Dust Boot Eases Installation, New And Original Designs Can Be Installed)	Lower	K9139 ‡	2
Control Arm Bushing				
1981-1977		Lower	K201084	2
Control Arm Bushing Set				
1981-1978	(Contains Front And Rear Bushings)	Upper	K9395	2
Control Arm with Ball Joint				
1981-1977	(Contains Pivot Bushing Only, R-Series)	Left Upper	RK9050	1
	(Contains Pivot Bushing Only, R-Series)	Right Upper	RK9052	1
Sway Bar Link				
1981-1977			K9229	2
300CD Turbo Diesel				
Ball Joint				
1985-1982	(Powdered Metal Gusher Brg. For Better Lubrication, New Pre-Installed Integral Dust Boot Eases Installation, New And Original Designs Can Be Installed)	Lower	K9139 ‡	2
Control Arm Bushing				
1985-1982		Lower	K201084	2
Control Arm Bushing Set				
1985-1982	(Contains Front And Rear Bushings)	Upper	K9395	2
Control Arm with Ball Joint				
1985-1982	(Contains Pivot Bushing Only, R-Series)	Left Upper	RK9050	1
	(Contains Pivot Bushing Only, R-Series)	Right Upper	RK9052	1

(Cont.) 300 Series-MERCEDES BENZ

FRONT SUSPENSION (Cont.)				
Year	Model/Application	Part	P/C Qty	Figure
300CD Turbo Diesel				
Strut Bumper Bellows				
1985		K201567	2	
300CE				
Ball Joint				
1990-1988		Lower K9623	2	F350
Strut Bumper Bellows				
1990-1988		K201567	2	F350
Strut Mount				
1990-1988	(Bearing Not Included)	K9685	2	F350
Sway Bar Bushing				
1990	Except Sport Suspension, (Design Allows Ease Of Installation)	To End K200980 ‡	1	F350
	Except Sport Suspension, (Design Allows Ease Of Installation)	To Frame K200895 ‡	1	F350
1990-1988	Except Sport Suspension, (Contains 4 Bushings, Premium Bushings For Durability)	K201031 ‡	1	F350
1989-1988	(Design Allows Ease Of Installation)	To End K200980 ‡	1	F350
	(Design Allows Ease Of Installation)	To Frame K200895 ‡	1	F350
300D				
Ball Joint				
1981-1976	123 Chassis, (Powdered Metal Gusher Brg. For Better Lubrication, New Pre-Installed Integral Dust Boot Eases Installation, New And Original Designs Can Be Installed)	Lower K9139 ‡	2	
1976-1975	115 Chassis	Upper K9594	2	F177
	115 Chassis	Lower K9071	2	F177
Control Arm Bushing				
1981-1977		Lower K201084	2	
Control Arm Bushing Set				
1981-1977	(Contains Front And Rear Bushings)	Upper K9395	2	
Control Arm with Ball Joint				
1981-1976	123 Chassis, (Contains Pivot Bushing Only, R-Series)	Left Upper RK9050	1	
	123 Chassis, (Contains Pivot Bushing Only, R-Series)	Right Upper RK9052	1	
300D 2.5 Turbo				
Ball Joint				
1990		Lower K9623	2	F350
Control Arm with Ball Joint				
1990	(R-Series)	Left Lower RK620536	1	F350
	(R-Series)	Right Lower RK620535	1	F350
Strut Bumper Bellows				
1990		K201567	2	F350
Strut Mount				
1990	(Bearing Not Included)	K9685	2	F350
Sway Bar Bushing				
1990	(Design Allows Ease Of Installation)	To End K200980 ‡	1	F350
	Except Sport Suspension, (Contains 4 Bushings, Premium Bushings For Durability)	To Arm K201031 ‡	1	F350
	Except Sport Suspension, (Contains 4 Bushings, Premium Bushings For Durability)	To Frame K201031 ‡	1	F350
	Except Sport Suspension, (Design Allows Ease Of Installation)	To Frame K200895 ‡	1	F350
300D Turbo				
Ball Joint				
1987-1986		Lower K9623	2	F350
Control Arm with Ball Joint				
1987-1986	(R-Series)	Left Lower RK620536	1	F350
	(R-Series)	Right Lower RK620535	1	F350
Strut Bumper Bellows				
1987-1986		K201567	2	F350
Strut Mount				
1987	(Bearing Not Included)	K9685	2	F350
Sway Bar Bushing				
1987-1986	(Design Allows Ease Of Installation)	To End K200980 ‡	1	F350
	(Design Allows Ease Of Installation)	To Frame K200895 ‡	1	F350
	Except Sport Suspension, (Contains 4 Bushings, Premium Bushings For Durability)	To Arm K201031 ‡	1	F350
	Except Sport Suspension, (Contains 4 Bushings, Premium Bushings For Durability)	To Frame K201031 ‡	1	F350

MERCEDES BENZ-300 Series (Cont.)

FRONT SUSPENSION (Cont.)

Year	Model/Application	Part	P/C Qty	Figure
300D Turbo Diesel				
Ball Joint				
1985-1982	123 Chassis, (Powdered Metal Gusher Brg. For Better Lubrication, New Pre-Installed Integral Dust Boot Eases Installation, New And Original Designs Can Be Installed)	Lower	K9139 ‡	2
Control Arm Bushing				
1985-1982		Lower	K201084	2
Control Arm with Ball Joint				
1985-1982	123 Chassis, (Contains Pivot Bushing Only, R-Series)	Left Upper	RK9050	1
	123 Chassis, (Contains Pivot Bushing Only, R-Series)	Right Upper	RK9052	1
Strut Bumper Bellows				
1985			K201567	2
Sway Bar Bushing				
1985	27.5mm Sway Bar Diameter, (Design Allows Ease Of Installation)	To Frame	K200895 ‡	1
300E				
Ball Joint				
1990-1986		Lower	K9623	2 F350
Control Arm with Ball Joint				
1990	Except Sport Suspension, (R-Series)	Left Lower	RK620536	1 F350
	Except Sport Suspension, (R-Series)	Right Lower	RK620535	1 F350
Strut Bumper Bellows				
1990-1986			K201567	2 F350
Strut Mount				
1990	Rear Wheel Drive, (Bearing Not Included)		K9685	2 F350
1989-1986	(Bearing Not Included)		K9685	2 F350
Sway Bar Bushing				
1990-1986	Except Sport Suspension, (Contains 4 Bushings, Premium Bushings For Durability)	To Arm	K201031 ‡	1 F350
	Except Sport Suspension, (Design Allows Ease Of Installation)	To End	K200980 ‡	1 F350
	Except Sport Suspension, (Contains 4 Bushings, Premium Bushings For Durability)	To Frame	K201031 ‡	1 F350
	Except Sport Suspension, (Design Allows Ease Of Installation)	To Frame	K200895 ‡	1 F350
300E 2.6				
Ball Joint				
1990		Lower	K9623	2 F350
Control Arm with Ball Joint				
1990	Except Sport Suspension, (R-Series)	Left Lower	RK620536	1 F350
	Except Sport Suspension, (R-Series)	Right Lower	RK620535	1 F350
Strut Bumper Bellows				
1990			K201567	2 F350
Strut Mount				
1990	Rear Wheel Drive, (Bearing Not Included)		K9685	2 F350
Sway Bar Bushing				
1990	Except Sport Suspension, (Contains 4 Bushings, Premium Bushings For Durability)	To Arm	K201031 ‡	1 F350
	Except Sport Suspension, (Design Allows Ease Of Installation)	To End	K200980 ‡	1 F350
	Except Sport Suspension, (Contains 4 Bushings, Premium Bushings For Durability)	To Frame	K201031 ‡	1 F350
	Except Sport Suspension, (Design Allows Ease Of Installation)	To Frame	K200895 ‡	1 F350
300E 4Matic				
Strut Bumper Bellows				
1990			K201567	2
Strut Mount				
1990	All Wheel Drive, (Bearing Not Included)		K90274	2
300SD Turbo Diesel				
Ball Joint				
1985-1981	(Powdered Metal Gusher Brg. For Better Lubrication, New Pre-Installed Integral Dust Boot Eases Installation, New And Original Designs Can Be Installed)	Lower	K9139 ‡	2 F351
1980-1979	(Powdered Metal Gusher Brg. For Better Lubrication, New Pre-Installed Integral Dust Boot Eases Installation, New And Original Designs Can Be Installed)	Lower	K9139 ‡	2
Control Arm Bushing				
1985-1981		Upper Inner	K200870	1 F351
Control Arm Bushing Set				
1980-1979	(Contains Front And Rear Bushings)	Upper	K9395	2

(Cont.) 300 Series-MERCEDES BENZ

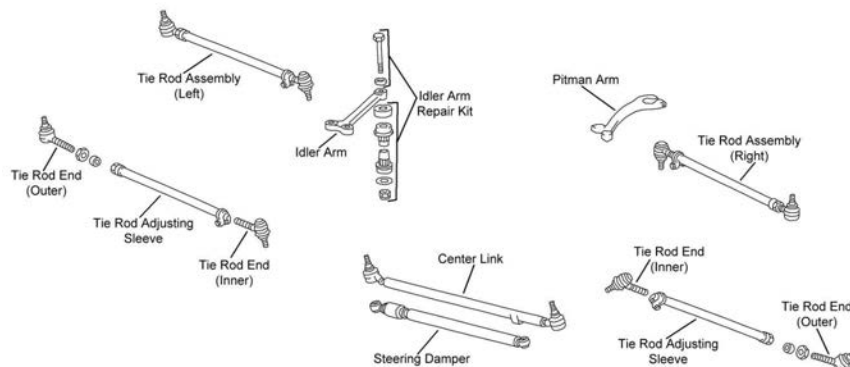
FRONT SUSPENSION (Cont.)				
Year	Model/Application	Part	P/C Qty	Figure
300SD Turbo Diesel				
Control Arm with Ball Joint				
1985-1981	(Contains Pivot Bushing Only, R-Series)	Left Upper	RK9586	1 F351
	(Contains Pivot Bushing Only, R-Series)	Right Upper	RK9588	1 F351
1980-1979	(Contains Pivot Bushing Only, R-Series)	Left Upper	RK9050	1
	(Contains Pivot Bushing Only, R-Series)	Right Upper	RK9052	1
Sway Bar Link				
1981		K9229	2	F351
300SDL Turbo				
Ball Joint				
1987-1986	(Powdered Metal Gusher Brg. For Better Lubrication, New Pre-Installed Integral Dust Boot Eases Installation, New And Original Designs Can Be Installed)	Lower	K9139 ‡	2 F351
Control Arm Bushing				
1987-1986		Upper Inner	K200870	1 F351
Control Arm with Ball Joint				
1987-1986	(Contains Pivot Bushing Only, R-Series)	Left Upper	RK9586	1 F351
	(Contains Pivot Bushing Only, R-Series)	Right Upper	RK9588	1 F351
300SE				
Ball Joint				
1990-1988	(Powdered Metal Gusher Brg. For Better Lubrication, New Pre-Installed Integral Dust Boot Eases Installation, New And Original Designs Can Be Installed)	Lower	K9139 ‡	2 F351
Control Arm Bushing				
1990-1988		Upper Inner	K200870	1 F351
Control Arm with Ball Joint				
1990-1988	(Contains Pivot Bushing Only, R-Series)	Left Upper	RK9586	1 F351
	(Contains Pivot Bushing Only, R-Series)	Right Upper	RK9588	1 F351
300SEL				
Ball Joint				
1990-1988	(Powdered Metal Gusher Brg. For Better Lubrication, New Pre-Installed Integral Dust Boot Eases Installation, New And Original Designs Can Be Installed)	Lower	K9139 ‡	2 F351
Control Arm Bushing				
1990-1988		Upper Inner	K200870	1 F351
Control Arm with Ball Joint				
1990-1988	(Contains Pivot Bushing Only, R-Series)	Left Upper	RK9586	1 F351
	(Contains Pivot Bushing Only, R-Series)	Right Upper	RK9588	1 F351
300SL				
Ball Joint				
1990		Lower	K9623	2 F350
Strut Bumper Bellows				
1990			K201567	2 F350
Strut Mount				
1990	Auto Leveling System, (Superior Rubber To Steel Bonding For Durability) Except Self Leveling Suspension, (Bearing Not Included)		K160231 ‡	2 F350
			K90274	2 F350
Sway Bar Bushing				
1990	(Design Allows Ease Of Installation)	To End	K200980 ‡	1 F350
		To Frame	K201134	1 F350
300TD				
Ball Joint				
1981-1979	(Powdered Metal Gusher Brg. For Better Lubrication, New Pre-Installed Integral Dust Boot Eases Installation, New And Original Designs Can Be Installed)	Lower	K9139 ‡	2
Control Arm Bushing				
1981-1978		Lower	K201084	2
Control Arm Bushing Set				
1981-1979	(Contains Front And Rear Bushings)	Upper	K9395	2
Control Arm with Ball Joint				
1981-1979	(Contains Pivot Bushing Only, R-Series)	Left Upper	RK9050	1
	(Contains Pivot Bushing Only, R-Series)	Right Upper	RK9052	1

MERCEDES BENZ-300 Series (Cont.)

FRONT SUSPENSION (Cont.)

Year	Model/Application	Part	P/C Qty	Figure
300TD Turbo Diesel				
Ball Joint				
1987		Lower	K9623	2 F350
1985-1981	(Powdered Metal Gusher Brg. For Better Lubrication, New Pre-Installed Integral Dust Boot Eases Installation, New And Original Designs Can Be Installed)	Lower	K9139 ‡	2
Control Arm Bushing				
1985-1981		Lower	K201084	2
Control Arm Bushing Set				
1981	(Contains Front And Rear Bushings)	Upper	K9395	2
Control Arm with Ball Joint				
1987	(R-Series)	Left Lower	RK620536	1 F350
	(R-Series)	Right Lower	RK620535	1 F350
1985-1981	(Contains Pivot Bushing Only, R-Series)	Left Upper	RK9050	1
	(Contains Pivot Bushing Only, R-Series)	Right Upper	RK9052	1
Strut Bumper Bellows				
1987			K201567	2 F350
1985			K201567	2 F350
Strut Mount				
1987	(Bearing Not Included)		K9685	2 F350
1985-1984	(Bearing Not Included)		K9685	2 F350
Sway Bar Bushing				
1987		To End	K201061	1 F350
Sway Bar Link				
1981			K9229	2
300TE 4Matic				
Strut Bumper Bellows				
1990			K201567	2
Strut Mount				
1990	All Wheel Drive, (Bearing Not Included)		K90274	2
300TE Wagon				
Ball Joint				
1990-1988		Lower	K9623	2 F350
Control Arm with Ball Joint				
1990	Rear Wheel Drive, (R-Series)	Left Lower	RK620536	1 F350
	Rear Wheel Drive, (R-Series)	Right Lower	RK620535	1 F350
Strut Bumper Bellows				
1990-1988			K201567	2 F350
Strut Mount				
1990	Rear Wheel Drive, (Bearing Not Included)		K9685	2 F350
1989-1988	(Bearing Not Included)		K9685	2 F350
Sway Bar Bushing				
1990-1988		To End	K201061	1 F350

STEERING



(Cont.) 300 Series-MERCEDES BENZ

STEERING (Cont.)					
Year	Model/Application	Part	P/C Qty	Figure	
300CD					
Center Link					
1981-1977		DS1016	1		
Idler Arm Bushing Kit					
1981-1978		Bracket End K9098	1		
Tie Rod End					
1981-1977	16mm Threads 16mm Threads	Outer Inner	ES2186L ES2185R	2 2	
300CD Turbo Diesel					
Center Link					
1985-1982		DS1016	1		
Idler Arm Bushing Kit					
1985-1982		Bracket End K9098	1		
Tie Rod End					
1985-1983	14mm Threads May Have Inner And Outer Tie Rod Ends Reversed, Check Threads, 14mm Threads, (Left Hand Threads, Powdered Metal Gusher Brg. For Better Lubrication)	Outer Inner	ES3143R ES2084L ‡	2 2	
1985-1982	16mm Threads 16mm Threads	Outer Inner	ES2186L ES2185R	2 2	
300CE					
Center Link					
1990-1988	From Chassis Number 1B022105/28051199 Thru Chassis Number 1B022104/28051198	DS1401 DS1402	1 1	S359 S359	
Idler Arm Bushing Kit					
1990-1988		Bracket End K9098	1	S359	
Tie Rod End					
1990-1988	14mm Threads, (Right Hand Threads) 14mm Threads, (Left Hand Threads, Powdered Metal Gusher Brg. For Better Lubrication)	Outer Inner	ES3143R ES3145L ‡	2 2	S359 S359
300D					
Center Link					
1981-1977		DS1016	1		
1976-1975		DS1014	1		
Idler Arm Bushing Kit					
1981-1975		Bracket End K9098	1		
Tie Rod End					
1981-1976	16mm Threads 16mm Threads	Outer Inner	ES2186L ES2185R	2 2	
1976	May Have Inner And Outer Tie Rod Ends Reversed, Check Threads, 14mm Threads, (Right Hand Threads, Powdered Metal Gusher Brg. For Better Lubrication)	Outer	ES2096R ‡	2	
1976-1975	May Have Inner And Outer Tie Rod Ends Reversed, Check Threads, (Left Hand Threads, Powdered Metal Gusher Brg. For Better Lubrication)	Inner	ES2084L ‡	2	
1975	May Have Inner And Outer Tie Rod Ends Reversed, Check Threads, (Right Hand Threads, Powdered Metal Gusher Brg. For Better Lubrication)	Outer	ES2096R ‡	2	
300D 2.5 Turbo					
Center Link					
1990	From Chassis Number 1B022105/28051199 Thru Chassis Number 1B022104/28051198	DS1401 DS1402	1 1	S359 S359	
Idler Arm Bushing Kit					
1990		Bracket End K9098	1	S359	
Tie Rod End					
1990	14mm Threads 14mm Threads, (Powdered Metal Gusher Brg. For Better Lubrication)	Outer Inner	ES3143R ES3145L ‡	2 2	S359 S359
300D Turbo					
Center Link					
1987	From Chassis Number 1B022105/28051199 Thru Chassis Number 1B022104/28051198	DS1401 DS1402	1 1	S359 S359	
Tie Rod End					
1987-1986	14mm Threads, (Right Hand Threads) 14mm Threads, (Left Hand Threads, Powdered Metal Gusher Brg. For Better Lubrication)	Outer Inner	ES3143R ES3145L ‡	2 2	S359 S359

MERCEDES BENZ-300 Series (Cont.)

STEERING (Cont.)

Year	Model/Application	Part	P/C Qty	Figure
300D Turbo Diesel				
Center Link				
1985-1982		DS1016	1	
Tie Rod End				
1985-1983	14mm Threads May Have Inner And Outer Tie Rod Ends Reversed, Check Threads, 14mm Threads, (Left Hand Threads, Powdered Metal Gusher Brg. For Better Lubrication)	Outer Inner	ES3143R ES2084L ‡	2 2
1985-1982	16mm Threads 16mm Threads	Outer Inner	ES2186L ES2185R	2 2
300E				
Center Link				
1990	Rear Wheel Drive, From Chassis Number 1B022105/28051199	DS1401	1	S359
1990-1986	Thru Chassis Number 1B022104/28051198	DS1402	1	S359
1989-1986	From Chassis Number 1B022105/28051199	DS1401	1	S359
Idler Arm Bushing Kit				
1990-1986	Bracket End	K9098	1	S359
Tie Rod End				
1990-1986	14mm Threads, (Right Hand Threads) 14mm Threads, (Left Hand Threads, Powdered Metal Gusher Brg. For Better Lubrication)	Outer Inner	ES3143R ES3145L ‡	2 2
300E 2.6				
Center Link				
1990	From Chassis Number 1B022105/28051199 Thru Chassis Number 1B022104/28051198	DS1401 DS1402	1 1	S359 S359
Idler Arm Bushing Kit				
1990	Bracket End	K9098	1	S359
Tie Rod End				
1990	14mm Threads, (Right Hand Threads) 14mm Threads, (Left Hand Threads, Powdered Metal Gusher Brg. For Better Lubrication)	Outer Inner	ES3143R ES3145L ‡	2 2
300E 4Matic				
Center Link				
1990	From Chassis Number 1B022105/28051199 Thru Chassis Number 1B022104/28051198	DS1401 DS1402	1 1	S359 S359
Idler Arm Bushing Kit				
1990	Bracket End	K9098	1	S359
300SD Turbo Diesel				
Center Link				
1985-1978		DS1016	1	
Idler Arm Bushing Kit				
1985-1979	Bracket End	K9098	1	
Tie Rod End				
1985-1978	May Have Inner And Outer Tie Rod Ends Reversed, Check Threads, (Right Hand Threads, Powdered Metal Gusher Brg. For Better Lubrication) May Have Inner And Outer Tie Rod Ends Reversed, Check Threads, (Left Hand Threads, Powdered Metal Gusher Brg. For Better Lubrication)	Outer Inner	ES2096R ‡ ES2084L ‡	2 2
300SDL Turbo				
Center Link				
1987-1986		DS1244	1	
Idler Arm Bushing Kit				
1987-1986	Bracket End	K9098	1	
Tie Rod End				
1987-1986	May Have Inner And Outer Tie Rod Ends Reversed, Check Threads, (Right Hand Threads, Powdered Metal Gusher Brg. For Better Lubrication) May Have Inner And Outer Tie Rod Ends Reversed, Check Threads, (Left Hand Threads, Powdered Metal Gusher Brg. For Better Lubrication)	Outer Inner	ES2096R ‡ ES2084L ‡	2 2
300SE				
Center Link				
1990-1988		DS1244	1	
Idler Arm Bushing Kit				
1988	Bracket End	K9098	1	

(Cont.) 300 Series-MERCEDES BENZ

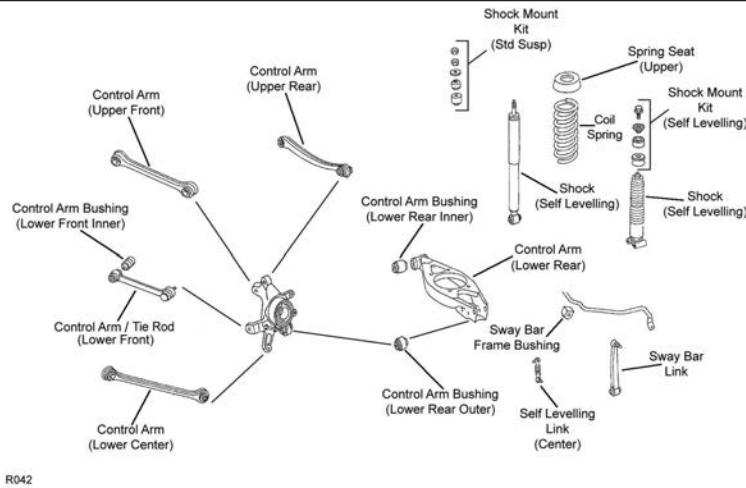
STEERING (Cont.)				
Year	Model/Application	Part	P/C Qty	Figure
300SE				
Tie Rod End				
1990-1988	May Have Inner And Outer Tie Rod Ends Reversed, Check Threads, (Right Hand Threads, Powdered Metal Gusher Brg. For Better Lubrication)	Outer ES2096R ‡	2	
	May Have Inner And Outer Tie Rod Ends Reversed, Check Threads, (Left Hand Threads, Powdered Metal Gusher Brg. For Better Lubrication)	Inner ES2084L ‡	2	
300SEL				
Center Link				
1990-1988		DS1244	1	
Idler Arm Bushing Kit				
1988		Bracket End K9098	1	
Tie Rod End				
1990-1988	May Have Inner And Outer Tie Rod Ends Reversed, Check Threads, (Right Hand Threads, Powdered Metal Gusher Brg. For Better Lubrication)	Outer ES2096R ‡	2	
	May Have Inner And Outer Tie Rod Ends Reversed, Check Threads, (Left Hand Threads, Powdered Metal Gusher Brg. For Better Lubrication)	Inner ES2084L ‡	2	
300SEL 3.5				
Idler Arm Bushing Kit				
1971		Bracket End K9098	1	
Tie Rod End				
1971	May Have Inner And Outer Tie Rod Ends Reversed, Check Threads, (Right Hand Threads, Powdered Metal Gusher Brg. For Better Lubrication)	Outer ES2096R ‡	2	
	May Have Inner And Outer Tie Rod Ends Reversed, Check Threads, (Left Hand Threads, Powdered Metal Gusher Brg. For Better Lubrication)	Inner ES2084L ‡	2	
300SEL 4.5				
Idler Arm Bushing Kit				
1973-1971		Bracket End K9098	1	
Tie Rod End				
1973-1971	May Have Inner And Outer Tie Rod Ends Reversed, Check Threads, (Right Hand Threads, Powdered Metal Gusher Brg. For Better Lubrication)	Outer ES2096R ‡	2	
	May Have Inner And Outer Tie Rod Ends Reversed, Check Threads, (Left Hand Threads, Powdered Metal Gusher Brg. For Better Lubrication)	Inner ES2084L ‡	2	
300SEL 6.3				
Idler Arm Bushing Kit				
1971		Bracket End K9098	1	
Tie Rod End				
1971	May Have Inner And Outer Tie Rod Ends Reversed, Check Threads, (Right Hand Threads, Powdered Metal Gusher Brg. For Better Lubrication)	Outer ES2096R ‡	2	
	May Have Inner And Outer Tie Rod Ends Reversed, Check Threads, (Left Hand Threads, Powdered Metal Gusher Brg. For Better Lubrication)	Inner ES2084L ‡	2	
300SL				
Tie Rod End				
1990		Outer ES3315	2	
		Inner ES3316	2	
300TD				
Center Link				
1981-1978		DS1016	1	
Idler Arm Bushing Kit				
1981-1979		Bracket End K9098	1	
Tie Rod End				
1981-1979	16mm Threads	Outer ES2186L	2	
	16mm Threads	Inner ES2185R	2	
300TD Turbo Diesel				
Center Link				
1987		DS1402	1	S359
1985-1981		DS1016	1	
Idler Arm Bushing Kit				
1987		Bracket End K9098	1	
1985-1981		Bracket End K9098	1	
Tie Rod End				
1987	14mm Threads, (Right Hand Threads)	Outer ES3143R	2	S359

MERCEDES BENZ-300 Series (Cont.)

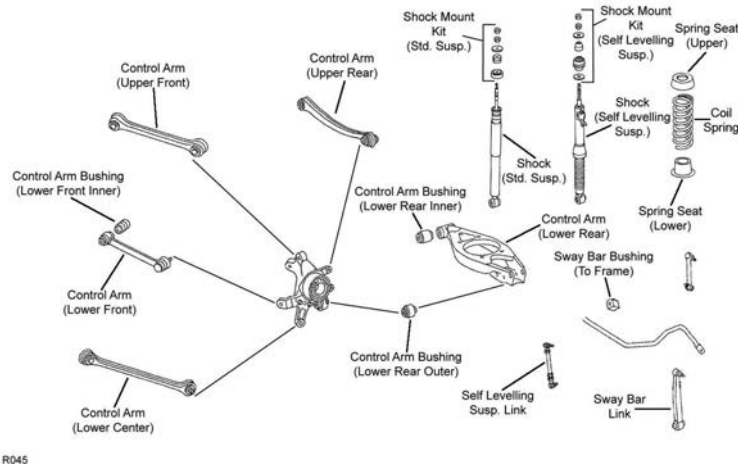
STEERING (Cont.)

Year	Model/Application	Part	P/C Qty	Figure
300TD Turbo Diesel				
Tie Rod End				
1987 (Cont.)	14mm Threads, (Left Hand Threads, Powdered Metal Gusher Brg. For Better Lubrication)	Inner	ES3145L ‡	2 S359
1985-1983	14mm Threads May Have Inner And Outer Tie Rod Ends Reversed, Check Threads, 14mm Threads, (Left Hand Threads, Powdered Metal Gusher Brg. For Better Lubrication)	Outer	ES3143R	2
		Inner	ES2084L ‡	2
1982-1981	16mm Threads 16mm Threads	Outer	ES2186L	2
		Inner	ES2185R	2
300TE 4Matic				
Center Link				
1990	From Chassis Number 1B022105/28051199 Thru Chassis Number 1B022104/28051198	DS1401 DS1402	1 1	S359 S359
Idler Arm Bushing Kit				
1990		Bracket End	K9098	1 S359
300TE Wagon				
Center Link				
1990-1988	From Chassis Number 1B022105/28051199 Thru Chassis Number 1B022104/28051198	DS1401 DS1402	1 1	S359 S359
Idler Arm Bushing Kit				
1990-1988		Bracket End	K9098	1 S359
Tie Rod End				
1990-1988	14mm Threads, (Right Hand Threads) 14mm Threads, (Left Hand Threads, Powdered Metal Gusher Brg. For Better Lubrication)	Outer	ES3143R	2 S359
		Inner	ES3145L ‡	2 S359

REAR SUSPENSION



R042



R045

(Cont.) 300 Series-MERCEDES BENZ

REAR SUSPENSION (Cont.)					
Year	Model/Application	Part	P/C Qty	Figure	
300CD					
Control Arm Bushing					
1981-1977	(Design Allows Ease Of Installation)	Lower	K200989 ‡	4	
Sway Bar Link					
1980-1978			K9229	2	
300CD Turbo Diesel					
Control Arm Bushing					
1985-1982	(Design Allows Ease Of Installation)	Lower	K200989 ‡	4	
300CE					
Control Arm					
1990-1988	W124 Chassis, (Straight Arm, Contains Bushing, R-Series)	Upper Front	RK620090	2	R042
	W124 Chassis, (Bent Arm, R-Series)	Left Rear Upper	RK641833	1	R042
	W124 Chassis, (Straight Arm, Lateral Link, R-Series)	Lower Center	RK640726	2	R042
	W124 Chassis, (Straight Arm, R-Series)	Lower Center	RK641834	2	R042
Control Arm Bushing					
1990-1988	(Design Allows Ease Of Installation)	Lower Front Inner	K200083 ‡	2	R042
	(Design Allows Ease Of Installation)	Lower Rear Outer	K200082 ‡	2	R042
	Plus Or Minus 1-1/4 Degree Camber, (Adjustable, Contains Bolts, Cams, Nuts, Sleeves, And Washers, New Part - Pending Availability)	Upper Front Outer	K100302	2	R042
	Plus Or Minus 1-1/4 Degree Camber, (Adjustable, Contains Bolts, Cams, Nuts, Sleeves, And Washers, New Part - Pending Availability)	Upper Rear Outer	K100302	2	R042
Control Arm with Ball Joint					
1990-1988	(R-Series)	Lower Front	RK620534	2	R042
Sway Bar Bushing					
1990	Except Sport Suspension	To Frame	K201135	1	R042
1989-1988		To Frame	K201135	1	R042
Sway Bar Link					
1990-1988	(Link With 1 Stud)		K80267	2	R042
300D					
Control Arm Bushing					
1981-1975	(Design Allows Ease Of Installation)	Lower	K200989 ‡	4	
Sway Bar Link					
1981	(Link With Sockets)		K9584	2	
1980-1975			K9229	2	
300D 2.5 Turbo					
Control Arm					
1990	(Straight Arm, Contains Bushing, R-Series)	Upper Front	RK620090	2	R042
	(Bent Arm, R-Series)	Left Rear Upper	RK641833	1	R042
	(Straight Arm, Lateral Link, R-Series)	Lower Center	RK640726	2	R042
	(Straight Arm, R-Series)	Lower Center	RK641834	2	R042
Control Arm Bushing					
1990	(Design Allows Ease Of Installation)	Lower Front Inner	K200083 ‡	2	R042
	Plus Or Minus 1-1/4 Degree Camber, (Adjustable, Contains Bolts, Cams, Nuts, Sleeves, And Washers, New Part - Pending Availability)	Upper Front Outer	K100302	2	R042
	Plus Or Minus 1-1/4 Degree Camber, (Adjustable, Contains Bolts, Cams, Nuts, Sleeves, And Washers, New Part - Pending Availability)	Upper Rear Outer	K100302	2	R042
Control Arm with Ball Joint					
1990	(Connecting Tie Rod, R-Series)	Lower Front	RK620534	2	R042
Tie Rod End					
1990		Outer	ES3327	2	R042
300D Turbo					
Control Arm					
1987-1986	(Straight Arm, Contains Bushing, R-Series)	Upper Front	RK620090	2	R042
	(Bent Arm, R-Series)	Left Rear Upper	RK641833	1	R042
	(Straight Arm, Lateral Link, R-Series)	Lower Center	RK640726	2	R042
	(Straight Arm, R-Series)	Lower Center	RK641834	2	R042
Control Arm Bushing					
1987	(Design Allows Ease Of Installation)	Lower Front Inner	K200083 ‡	2	R042
	(Design Allows Ease Of Installation)	Lower Rear Outer	K200082 ‡	2	R042
1987-1986	Plus Or Minus 1-1/4 Degree Camber, (Adjustable, Contains Bolts, Cams, Nuts, Sleeves, And Washers, New Part - Pending Availability)	Upper Front Outer	K100302	2	R042
	Plus Or Minus 1-1/4 Degree Camber, (Adjustable, Contains Bolts, Cams, Nuts, Sleeves, And Washers, New Part - Pending Availability)	Upper Rear Outer	K100302	2	R042

MERCEDES BENZ-300 Series (Cont.)

REAR SUSPENSION (Cont.)

Year	Model/Application	Part	P/C Qty	Figure
300D Turbo				
Control Arm with Ball Joint				
1987-1986	(R-Series) Lower Front	RK620534	2	R042
Sway Bar Link				
1987-1986	(Link With 1 Stud)	K80267	2	R042
Tie Rod End				
1987	Outer	ES3327	2	R042
300D Turbo Diesel				
Control Arm Bushing				
1985-1982	(Design Allows Ease Of Installation) Lower	K200989 ‡	4	
Sway Bar Link				
1985-1982	(Link With Sockets)	K9584	2	
300E				
Control Arm				
1990-1986	(Straight Arm, Contains Bushing, R-Series) Upper Front	RK620090	2	R042
	(Bent Arm, R-Series) Left Rear Upper	RK641833	1	R042
	(Straight Arm, Lateral Link, R-Series) Lower Center	RK640726	2	R042
	(Straight Arm, R-Series) Lower Center	RK641834	2	R042
Control Arm Bushing				
1990-1986	(Design Allows Ease Of Installation) Lower Front Inner	K200083 ‡	2	R042
	(Design Allows Ease Of Installation) Lower Rear Outer	K200082 ‡	2	R042
	Plus Or Minus 1-1/4 Degree Camber, (Adjustable, Contains Bolts, Cams, Nuts, Sleeves, And Washers, New Part - Pending Availability) Upper Front Outer	K100302	2	R042
	Plus Or Minus 1-1/4 Degree Camber, (Adjustable, Contains Bolts, Cams, Nuts, Sleeves, And Washers, New Part - Pending Availability) Upper Rear Outer	K100302	2	R042
Control Arm with Ball Joint				
1990-1986	(Connecting Tie Rod, R-Series) Lower Front	RK620534	2	R042
Sway Bar Link				
1990-1986	(Link With 1 Stud)	K80267	2	R042
Tie Rod End				
1990-1986	Outer	ES3327	2	R042
300E 2.6				
Control Arm				
1990	(Straight Arm, Contains Bushing, R-Series) Upper Front	RK620090	2	R042
	(Bent Arm, R-Series) Left Rear Upper	RK641833	1	R042
	(Straight Arm, Lateral Link, R-Series) Lower Center	RK640726	2	R042
	(Straight Arm, R-Series) Lower Center	RK641834	2	R042
Control Arm Bushing				
1990	(Design Allows Ease Of Installation) Lower Front Inner	K200083 ‡	2	R042
	(Design Allows Ease Of Installation) Lower Rear Outer	K200082 ‡	2	R042
	Plus Or Minus 1-1/4 Degree Camber, (Adjustable, Contains Bolts, Cams, Nuts, Sleeves, And Washers, New Part - Pending Availability) Upper Front Outer	K100302	2	R042
	Plus Or Minus 1-1/4 Degree Camber, (Adjustable, Contains Bolts, Cams, Nuts, Sleeves, And Washers, New Part - Pending Availability) Upper Rear Outer	K100302	2	R042
Control Arm with Ball Joint				
1990	(Connecting Tie Rod, R-Series) Lower Front	RK620534	2	R042
Sway Bar Link				
1990	(Link With 1 Stud)	K80267	2	R042
Tie Rod End				
1990	Outer	ES3327	2	R042
300E 4Matic				
Control Arm				
1990	(Straight Arm, Contains Bushing, R-Series) Upper Front	RK620090	2	R042
	(Bent Arm, R-Series) Left Rear Upper	RK641833	1	R042
	(Straight Arm, Lateral Link, R-Series) Lower Center	RK640726	2	R042
	(Straight Arm, R-Series) Lower Center	RK641834	2	R042
Control Arm Bushing				
1990	(Design Allows Ease Of Installation) Lower Front Inner	K200083 ‡	2	R042
	Plus Or Minus 1-1/4 Degree Camber, (Adjustable, Contains Bolts, Cams, Nuts, Sleeves, And Washers, New Part - Pending Availability) Upper Front Outer	K100302	2	R042
	Plus Or Minus 1-1/4 Degree Camber, (Adjustable, Contains Bolts, Cams, Nuts, Sleeves, And Washers, New Part - Pending Availability) Upper Rear Outer	K100302	2	R042

(Cont.) 300 Series-MERCEDES BENZ

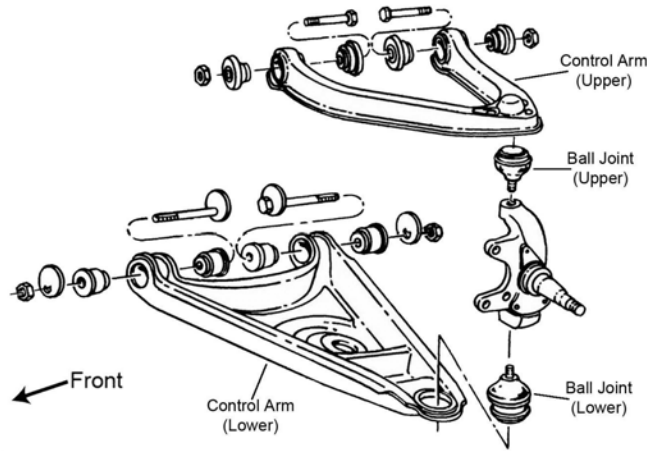
REAR SUSPENSION (Cont.)					
Year	Model/Application	Part	P/C Qty	Figure	
300E 4Matic					
Control Arm with Ball Joint					
1990	(Connecting Tie Rod, R-Series)	Lower Front	RK620534	2	R042
Tie Rod End					
1990		Outer	ES3327	2	R042
300SD Turbo Diesel					
Control Arm Bushing					
1985-1978	(Design Allows Ease Of Installation)	Lower	K200989 ‡	4	
Sway Bar Link					
1985-1981	(Link With Sockets)		K9584	2	
1980-1979			K9229	2	
300SDL Turbo					
Control Arm Bushing					
1987-1986	(Design Allows Ease Of Installation)	Lower	K200989 ‡	4	
Sway Bar Link					
1987-1986	(Link With Sockets)		K9584	2	
300SE					
Control Arm Bushing					
1990-1988	(Design Allows Ease Of Installation)	Lower	K200989 ‡	4	
Sway Bar Link					
1990-1988	(Link With Sockets)		K9584	2	
300SEL					
Control Arm Bushing					
1990-1988	(Design Allows Ease Of Installation)	Lower	K200989 ‡	4	
Sway Bar Link					
1990-1988			K9584	2	
300SL					
Control Arm					
1990	(Straight Arm, Contains Bushing, R-Series) (Bent Arm, R-Series) (Straight Arm, Lateral Link, R-Series)	Upper Front Left Rear Upper Lower Center	RK620090 RK641833 RK640726	2 1 2	R045 R045 R045
Control Arm Bushing					
1990	(Design Allows Ease Of Installation) (Design Allows Ease Of Installation)	Lower Front Inner Lower Rear Outer	K200083 ‡ K200082 ‡	2 2	R045 R045
Control Arm with Ball Joint					
1990	(Connecting Tie Rod, R-Series)	Lower Front	RK620534	2	R045
Sway Bar Bushing					
1990	Auto Adjusting Suspension, (Design Allows Ease Of Installation)	To Frame	K200892 ‡	1	R045
Sway Bar Link					
1990			K80267	2	R045
300TD					
Control Arm Bushing					
1981-1978	(Design Allows Ease Of Installation)	Lower	K200989 ‡	4	
Sway Bar Link					
1981	(Link With Sockets)		K9584	2	
1980-1979			K9229	2	
300TD Turbo Diesel					
Control Arm					
1987	(Straight Arm, Contains Bushing, R-Series) (Bent Arm, R-Series) (Straight Arm, Lateral Link, R-Series) (Straight Arm, R-Series)	Upper Front Left Rear Upper Lower Center Lower Center	RK620090 RK641833 RK640726 RK641834	2 1 2 2	R042 R042 R042 R042
Control Arm Bushing					
1987	(Design Allows Ease Of Installation) (Design Allows Ease Of Installation) Plus Or Minus 1-1/4 Degree Camber, (Adjustable, Contains Bolts, Cams, Nuts, Sleeves, And Washers, New Part - Pending Availability) Plus Or Minus 1-1/4 Degree Camber, (Adjustable, Contains Bolts, Cams, Nuts, Sleeves, And Washers, New Part - Pending Availability)	Lower Front Inner Lower Rear Outer Upper Front Outer Upper Rear Outer	K200083 ‡ K200082 ‡ K100302 K100302	2 2 2 2	R042 R042 R042 R042

MERCEDES BENZ-300 Series (Cont.)

REAR SUSPENSION (Cont.)

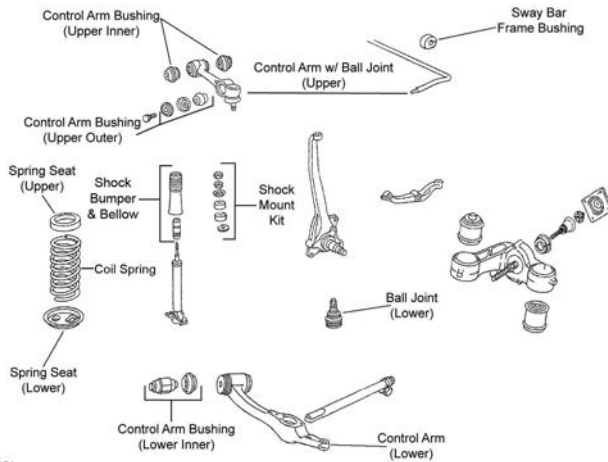
Year	Model/Application	Part	P/C Qty	Figure
300TD Turbo Diesel				
Control Arm Bushing				
1985-1981	(Design Allows Ease Of Installation)	Lower	K200989 ‡	4
Control Arm with Ball Joint				
1987	(R-Series)	Lower Front	RK620534	2 R042
Sway Bar Link				
1987			K80557	2 R042
1985-1981	(Link With Sockets)		K9584	2
300TE 4Matic				
Control Arm				
1990	(Straight Arm, Contains Bushing, R-Series)	Upper Front	RK620090	2 R042
	(Bent Arm, R-Series)	Left Rear Upper	RK641833	1 R042
	(Straight Arm, Lateral Link, R-Series)	Lower Center	RK640726	2 R042
	(Straight Arm, R-Series)	Lower Center	RK641834	2 R042
Control Arm Bushing				
1990	(Design Allows Ease Of Installation)	Lower Front Inner	K200083 ‡	2 R042
	(Design Allows Ease Of Installation)	Lower Rear Outer	K200082 ‡	2 R042
	Plus Or Minus 1-1/4 Degree Camber, (Adjustable, Contains Bolts, Cams, Nuts, Sleeves, And Washers, New Part - Pending Availability)	Upper Front Outer	K100302	2 R042
	Plus Or Minus 1-1/4 Degree Camber, (Adjustable, Contains Bolts, Cams, Nuts, Sleeves, And Washers, New Part - Pending Availability)	Upper Rear Outer	K100302	2 R042
Control Arm with Ball Joint				
1990	(Connecting Tie Rod, R-Series)	Lower Front	RK620534	2 R042
Sway Bar Link				
1990			K80557	2 R042
Tie Rod End				
1990		Outer	ES3327	2 R042
300TE Wagon				
Control Arm				
1990-1988	(Straight Arm, Contains Bushing, R-Series)	Upper Front	RK620090	2 R042
	(Bent Arm, R-Series)	Left Rear Upper	RK641833	1 R042
	(Straight Arm, Lateral Link, R-Series)	Lower Center	RK640726	2 R042
	(Straight Arm, R-Series)	Lower Center	RK641834	2 R042
Control Arm Bushing				
1990-1988	(Design Allows Ease Of Installation)	Lower Front Inner	K200083 ‡	2 R042
	(Design Allows Ease Of Installation)	Lower Rear Outer	K200082 ‡	2 R042
	Plus Or Minus 1-1/4 Degree Camber, (Adjustable, Contains Bolts, Cams, Nuts, Sleeves, And Washers, New Part - Pending Availability)	Upper Front Outer	K100302	2 R042
	Plus Or Minus 1-1/4 Degree Camber, (Adjustable, Contains Bolts, Cams, Nuts, Sleeves, And Washers, New Part - Pending Availability)	Upper Rear Outer	K100302	2 R042
Control Arm with Ball Joint				
1990-1988	(Connecting Tie Rod, R-Series)	Lower Front	RK620534	2 R042
Sway Bar Link				
1990			K80557	2 R042
Tie Rod End				
1990-1988		Outer	ES3327	2 R042

FRONT SUSPENSION



F177

F177



F351

F351

Year	Model/Application	Part	P/C Qty	Figure
350SDL				
Ball Joint				
1990	(Powdered Metal Gusher Brg. For Better Lubrication, New Pre-Installed Integral Dust Boot Eases Installation, New And Original Designs Can Be Installed)	Lower	K9139 ‡	2 F351
Control Arm Bushing				
1990		Upper Inner	K200870	1 F351
Control Arm with Ball Joint				
1990	(Contains Pivot Bushing Only, R-Series)	Left Upper	RK9586	1 F351
	(Contains Pivot Bushing Only, R-Series)	Right Upper	RK9588	1 F351
350SL				
Ball Joint				
1972		Lower	K9071	2 F177
STEERING				
Year	Model/Application	Part	P/C Qty	Figure
350SDL				
Center Link				
1990			DS1244	1
Tie Rod End				
1990	May Have Inner And Outer Tie Rod Ends Reversed, Check Threads, (Right Hand Threads, Powdered Metal Gusher Brg. For Better Lubrication)	Outer	ES2096R ‡	2
	May Have Inner And Outer Tie Rod Ends Reversed, Check Threads, (Left Hand Threads, Powdered Metal Gusher Brg. For Better Lubrication)	Inner	ES2084L ‡	2

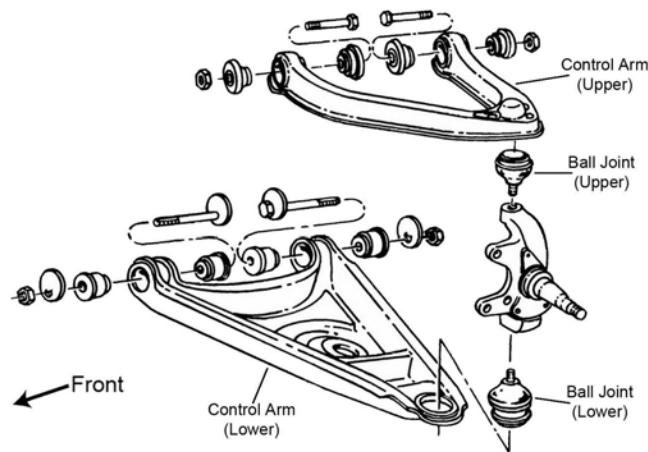
MERCEDES BENZ-350 Series (Cont.)

STEERING (Cont.)

Year	Model/Application	Part	P/C Qty	Figure
350SL				
Idler Arm Bushing Kit				
1972		Bracket End	K9098	1
Tie Rod End				
1972	May Have Inner And Outer Tie Rod Ends Reversed, Check Threads, (Right Hand Threads, Powdered Metal Gusher Brg. For Better Lubrication)	Outer	ES2096R ‡	2
	May Have Inner And Outer Tie Rod Ends Reversed, Check Threads, (Left Hand Threads, Powdered Metal Gusher Brg. For Better Lubrication)	Inner	ES2084L ‡	2
REAR SUSPENSION				
Year	Model/Application	Part	P/C Qty	Figure
350SDL				
Control Arm Bushing				
1990	(Design Allows Ease Of Installation)	Lower	K200989 ‡	4
Sway Bar Link				
1990	(Link With Sockets)		K9584	2

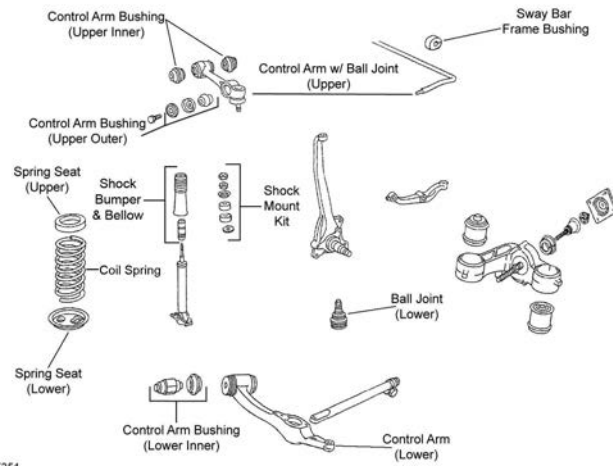
MERCEDES BENZ-380 Series

FRONT SUSPENSION



F177

F177



F351

F351

Year	Model/Application	Part	P/C Qty	Figure
380SE				
Ball Joint				
1985-1984	(Powdered Metal Gusher Brg. For Better Lubrication, New Pre-Installed Integral Dust Boot Eases Installation, New And Original Designs Can Be Installed)	Lower	K9139 ‡	2
				F351

(Cont.) 380 Series-MERCEDES BENZ

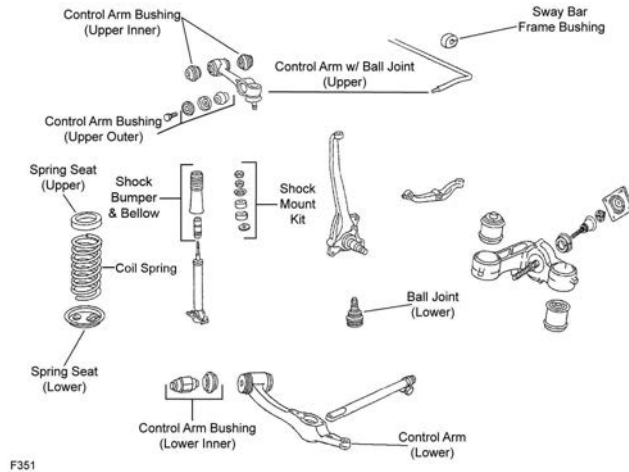
FRONT SUSPENSION (Cont.)				
Year	Model/Application	Part	P/C Qty	Figure
380SE				
Control Arm Bushing				
1985-1984		Upper Inner K200870	1	F351
Control Arm with Ball Joint				
1985-1984	(Contains Pivot Bushing Only, R-Series) (Contains Pivot Bushing Only, R-Series)	Left Upper RK9586 Right Upper RK9588	1 1	F351 F351
380SEC				
Ball Joint				
1983-1982	(Powdered Metal Gusher Brg. For Better Lubrication, New Pre-Installed Integral Dust Boot Eases Installation, New And Original Designs Can Be Installed)	Lower K9139 ‡	2	F351
Control Arm Bushing				
1983-1982		Upper Inner K200870	1	F351
Control Arm with Ball Joint				
1983-1982	(Contains Pivot Bushing Only, R-Series) (Contains Pivot Bushing Only, R-Series)	Left Upper RK9586 Right Upper RK9588	1 1	F351 F351
380SEL				
Ball Joint				
1983-1981	(Powdered Metal Gusher Brg. For Better Lubrication, New Pre-Installed Integral Dust Boot Eases Installation, New And Original Designs Can Be Installed)	Lower K9139 ‡	2	F351
Control Arm Bushing				
1983-1981		Upper Inner K200870	1	F351
Control Arm with Ball Joint				
1983-1981	(Contains Pivot Bushing Only, R-Series) (Contains Pivot Bushing Only, R-Series)	Left Upper RK9586 Right Upper RK9588	1 1	F351 F351
380SL				
Ball Joint				
1985-1981		Upper K9594 Lower K9071	2 2	F177 F177
380SLC				
Ball Joint				
1981		Upper K9594 Lower K9071	2 2	F177 F177
STEERING				
Year	Model/Application	Part	P/C Qty	Figure
380SE				
Center Link				
1985-1984		DS1244	1	
Idler Arm Bushing Kit				
1985-1984		Bracket End K9098	1	
Tie Rod End				
1985-1984	May Have Inner And Outer Tie Rod Ends Reversed, Check Threads, (Right Hand Threads, Powdered Metal Gusher Brg. For Better Lubrication)	Outer ES2096R ‡	2	
	May Have Inner And Outer Tie Rod Ends Reversed, Check Threads, (Left Hand Threads, Powdered Metal Gusher Brg. For Better Lubrication)	Inner ES2084L ‡	2	
380SEC				
Center Link				
1983-1982		DS1244	1	
Idler Arm Bushing Kit				
1983-1982		Bracket End K9098	1	
Tie Rod End				
1983-1982	May Have Inner And Outer Tie Rod Ends Reversed, Check Threads, (Right Hand Threads, Powdered Metal Gusher Brg. For Better Lubrication)	Outer ES2096R ‡	2	
	May Have Inner And Outer Tie Rod Ends Reversed, Check Threads, (Left Hand Threads, Powdered Metal Gusher Brg. For Better Lubrication)	Inner ES2084L ‡	2	
380SEL				
Center Link				
1983-1981		DS1244	1	
Idler Arm Bushing Kit				
1983-1981		Bracket End K9098	1	

MERCEDES BENZ-380 Series (Cont.)

STEERING (Cont.)

Year	Model/Application	Part	P/C Qty	Figure
380SEL				
Tie Rod End				
1983-1981	May Have Inner And Outer Tie Rod Ends Reversed, Check Threads, (Right Hand Threads, Powdered Metal Gusher Brg. For Better Lubrication)	Outer ES2096R ‡	2	
	May Have Inner And Outer Tie Rod Ends Reversed, Check Threads, (Left Hand Threads, Powdered Metal Gusher Brg. For Better Lubrication)	Inner ES2084L ‡	2	
380SL				
Center Link				
1985-1981		DS1013	1	
Idler Arm Bushing Kit				
1985-1981	Bracket End	K9098	1	
Tie Rod End				
1985-1981	May Have Inner And Outer Tie Rod Ends Reversed, Check Threads, (Right Hand Threads, Powdered Metal Gusher Brg. For Better Lubrication)	Outer ES2096R ‡	2	
	May Have Inner And Outer Tie Rod Ends Reversed, Check Threads, (Left Hand Threads, Powdered Metal Gusher Brg. For Better Lubrication)	Inner ES2084L ‡	2	
380SLC				
Idler Arm Bushing Kit				
1981	Bracket End	K9098	1	
Tie Rod End				
1981	May Have Inner And Outer Tie Rod Ends Reversed, Check Threads, (Right Hand Threads, Powdered Metal Gusher Brg. For Better Lubrication)	Outer ES2096R ‡	2	
	May Have Inner And Outer Tie Rod Ends Reversed, Check Threads, (Left Hand Threads, Powdered Metal Gusher Brg. For Better Lubrication)	Inner ES2084L ‡	2	
REAR SUSPENSION				
Year	Model/Application	Part	P/C Qty	Figure
380SE				
Control Arm Bushing				
1985-1984	(Design Allows Ease Of Installation)	Lower K200989 ‡	4	
Sway Bar Link				
1985-1984	(Link With Sockets)	K9584	2	
380SEC				
Control Arm Bushing				
1983-1982	(Design Allows Ease Of Installation)	Lower K200989 ‡	4	
Sway Bar Link				
1983-1982	(Link With Sockets)	K9584	2	
380SEL				
Control Arm Bushing				
1983-1981	(Design Allows Ease Of Installation)	Lower K200989 ‡	4	
Sway Bar Link				
1983-1981	(Link With Sockets)	K9584	2	
380SL				
Control Arm Bushing				
1985-1981	(Design Allows Ease Of Installation)	Lower K200989 ‡	4	
380SLC				
Control Arm Bushing				
1981	(Design Allows Ease Of Installation)	Lower K200989 ‡	4	

FRONT SUSPENSION

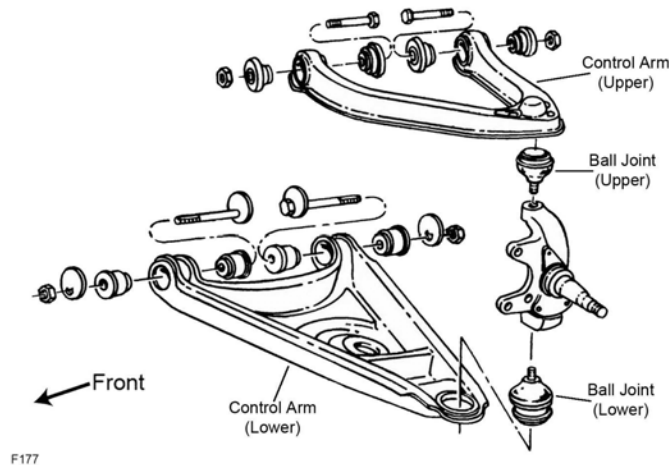


F351

Year	Model/Application	Part	P/C Qty	Figure
420SEL				
Ball Joint				
1990-1986	(Powdered Metal Gusher Brg. For Better Lubrication, New Pre-Installed Integral Dust Boot Eases Installation, New And Original Designs Can Be Installed)	Lower K9139 ‡	2	F351
Control Arm Bushing				
1990-1986		Upper Inner K200870	1	F351
Control Arm with Ball Joint				
1990-1986	(Contains Pivot Bushing Only, R-Series)	Left Upper RK9586	1	F351
	(Contains Pivot Bushing Only, R-Series)	Right Upper RK9588	1	F351
STEERING				
Year	Model/Application	Part	P/C Qty	Figure
420SEL				
Center Link				
1990-1986		DS1244	1	
Idler Arm Bushing Kit				
1988-1986		Bracket End K9098	1	
Tie Rod End				
1990-1986	May Have Inner And Outer Tie Rod Ends Reversed, Check Threads, (Right Hand Threads, Powdered Metal Gusher Brg. For Better Lubrication)	Outer ES2096R ‡	2	
	May Have Inner And Outer Tie Rod Ends Reversed, Check Threads, (Left Hand Threads, Powdered Metal Gusher Brg. For Better Lubrication)	Inner ES2084L ‡	2	
REAR SUSPENSION				
Year	Model/Application	Part	P/C Qty	Figure
420SEL				
Control Arm Bushing				
1990-1986	(Design Allows Ease Of Installation)	Lower K200989 ‡	4	
Sway Bar Link				
1990-1986	(Link With Sockets)	K9584	2	

MERCEDES BENZ-450 Series

FRONT SUSPENSION



F177

Year	Model/Application	Part	P/C Qty	Figure
450SE				
Ball Joint				
1976-1973	(Powdered Metal Gusher Brg. For Better Lubrication, New Pre-Installed Integral Dust Boot Eases Installation, New And Original Designs Can Be Installed)	Lower	K9139 ‡	2
Control Arm Bushing Set				
1976-1973	(Contains Front And Rear Bushings)	Upper	K9395	2
Control Arm with Ball Joint				
1976-1973	(Contains Pivot Bushing Only, R-Series)	Left Upper	RK9050	1
	(Contains Pivot Bushing Only, R-Series)	Right Upper	RK9052	1
Sway Bar Link				
1980-1973			K9229	2
450SEL				
Ball Joint				
1980-1973	4520cc(4.5L), (Powdered Metal Gusher Brg. For Better Lubrication, New Pre-Installed Integral Dust Boot Eases Installation, New And Original Designs Can Be Installed)	Lower	K9139 ‡	2
Control Arm Bushing Set				
1980-1973	(Contains Front And Rear Bushings)	Upper	K9395	2
Control Arm with Ball Joint				
1980-1973	4520cc(4.5L), (Contains Pivot Bushing Only, R-Series)	Left Upper	RK9050	1
	4520cc(4.5L), (Contains Pivot Bushing Only, R-Series)	Right Upper	RK9052	1
Sway Bar Link				
1980-1973	4520cc(4.5L)		K9229	2
450SEL 6.9				
Ball Joint				
1980-1976	(Powdered Metal Gusher Brg. For Better Lubrication, New Pre-Installed Integral Dust Boot Eases Installation, New And Original Designs Can Be Installed)	Lower	K9139 ‡	2
Control Arm Bushing Set				
1980-1976	(Contains Front And Rear Bushings)	Upper	K9395	2
450SL				
Ball Joint				
1980-1972		Upper	K9594	2
		Lower	K9071	2
Control Arm Bushing Set				
1975-1973	(Contains Front And Rear Bushings)	Upper	K9395	2
Sway Bar Link				
1980-1973			K9229	2
450SLC				
Ball Joint				
1980-1973		Upper	K9594	2
		Lower	K9071	2
Control Arm Bushing Set				
1975-1973	(Contains Front And Rear Bushings)	Upper	K9395	2

(Cont.) 450 Series-MERCEDES BENZ

STEERING				
Year	Model/Application	Part	P/C Qty	Figure
450SE				
Center Link				
1980-1973		DS1016	1	
Idler Arm Bushing Kit				
1976-1973	Bracket End	K9098	1	
Tie Rod End				
1980-1973	May Have Inner And Outer Tie Rod Ends Reversed, Check Threads, (Right Hand Threads, Powdered Metal Gusher Brg. For Better Lubrication)	Outer ES2096R ‡	2	
	May Have Inner And Outer Tie Rod Ends Reversed, Check Threads, (Left Hand Threads, Powdered Metal Gusher Brg. For Better Lubrication)	Inner ES2084L ‡	2	
450SEL				
Center Link				
1980-1973		DS1016	1	
Idler Arm Bushing Kit				
1980-1973	Bracket End	K9098	1	
Tie Rod End				
1980-1973	May Have Inner And Outer Tie Rod Ends Reversed, Check Threads, (Left Hand Threads, Powdered Metal Gusher Brg. For Better Lubrication)	Inner ES2084L ‡	2	
	4520cc(4.5L), May Have Inner And Outer Tie Rod Ends Reversed, Check Threads, (Right Hand Threads, Powdered Metal Gusher Brg. For Better Lubrication)	Outer ES2096R ‡	2	
450SEL 6.9				
Center Link				
1980-1975		DS1016	1	
Idler Arm Bushing Kit				
1980-1976	Bracket End	K9098	1	
Tie Rod End				
1980-1976	May Have Inner And Outer Tie Rod Ends Reversed, Check Threads, (Right Hand Threads, Powdered Metal Gusher Brg. For Better Lubrication)	Outer ES2096R ‡	2	
	May Have Inner And Outer Tie Rod Ends Reversed, Check Threads, (Left Hand Threads, Powdered Metal Gusher Brg. For Better Lubrication)	Inner ES2084L ‡	2	
450SL				
Center Link				
1980-1973		DS1013	1	
Idler Arm Bushing Kit				
1980-1973	Bracket End	K9098	1	
Tie Rod End				
1980-1972	May Have Inner And Outer Tie Rod Ends Reversed, Check Threads, (Right Hand Threads, Powdered Metal Gusher Brg. For Better Lubrication)	Outer ES2096R ‡	2	
	May Have Inner And Outer Tie Rod Ends Reversed, Check Threads, (Left Hand Threads, Powdered Metal Gusher Brg. For Better Lubrication)	Inner ES2084L ‡	2	
450SLC				
Center Link				
1980-1973		DS1013	1	
Idler Arm Bushing Kit				
1980-1973	Bracket End	K9098	1	
Tie Rod End				
1980-1973	May Have Inner And Outer Tie Rod Ends Reversed, Check Threads, (Right Hand Threads, Powdered Metal Gusher Brg. For Better Lubrication)	Outer ES2096R ‡	2	
	May Have Inner And Outer Tie Rod Ends Reversed, Check Threads, (Left Hand Threads, Powdered Metal Gusher Brg. For Better Lubrication)	Inner ES2084L ‡	2	
REAR SUSPENSION				
Year	Model/Application	Part	P/C Qty	Figure
450SE				
Control Arm Bushing				
1980-1973	(Design Allows Ease Of Installation)	Lower K200989 ‡	4	
Sway Bar Link				
1977-1973		K9229	2	
450SEL				
Control Arm Bushing				
1980-1973	(Design Allows Ease Of Installation)	Lower K200989 ‡	4	

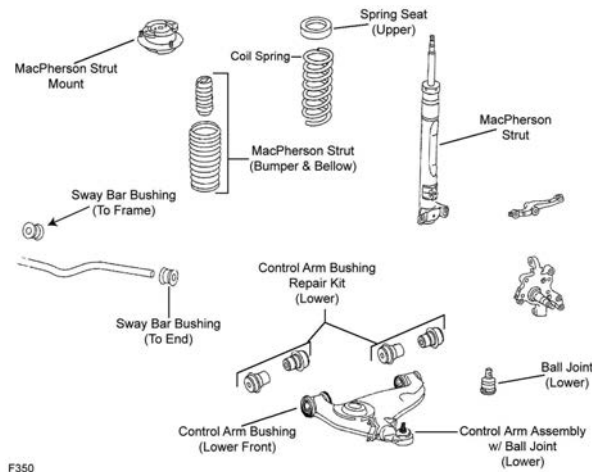
MERCEDES BENZ-450 Series (Cont.)

REAR SUSPENSION (Cont.)

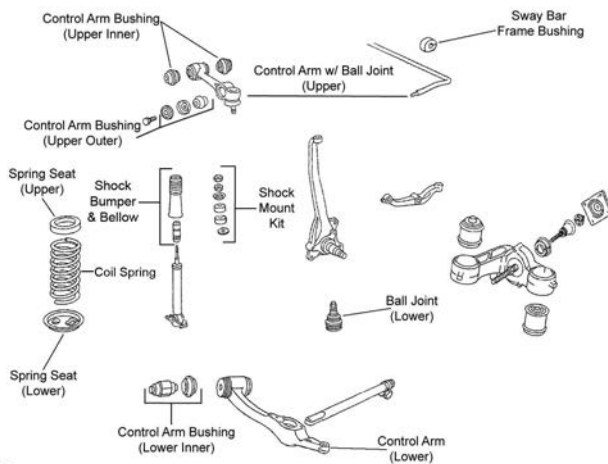
Year	Model/Application	Part	P/C Qty	Figure
450SEL				
Sway Bar Link				
1980-1973	4520cc(4.5L)	K9229	2	
450SEL 6.9				
Control Arm Bushing				
1980-1975	(Design Allows Ease Of Installation)	Lower K200989 ‡	4	
450SL				
Control Arm Bushing				
1980-1973	(Design Allows Ease Of Installation)	Lower K200989 ‡	4	
Sway Bar Link				
1980-1973		K9229	2	
450SLC				
Control Arm Bushing				
1980-1973	(Design Allows Ease Of Installation)	Lower K200989 ‡	4	

MERCEDES BENZ-500 Series

FRONT SUSPENSION



F350



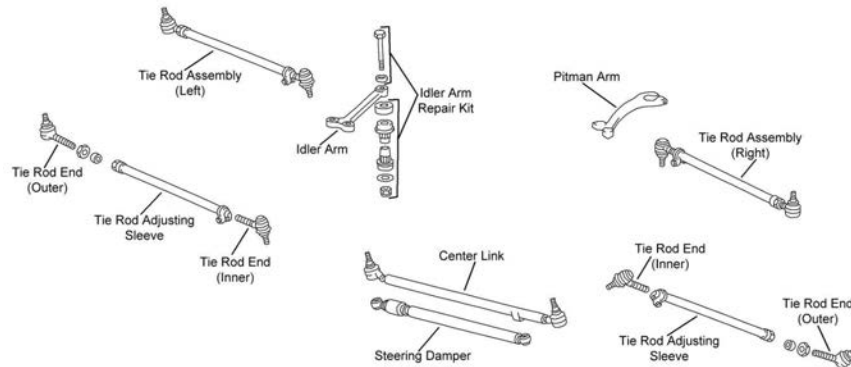
F351

Year	Model/Application	Part	P/C Qty	Figure
500SEC				
Ball Joint				
1985-1984	(Powdered Metal Gusher Brg. For Better Lubrication, New Pre-Installed Integral Dust Boot Eases Installation, New And Original Designs Can Be Installed)	Lower K9139 ‡	2	F351

FRONT SUSPENSION (Cont.)

Year	Model/Application	Part	P/C Qty	Figure
500SEC				
Control Arm Bushing				
1985-1984		Upper Inner	K200870	1 F351
Control Arm with Ball Joint				
1985-1984	(Contains Pivot Bushing Only, R-Series) (Contains Pivot Bushing Only, R-Series)	Left Upper Right Upper	RK9586 RK9588	1 F351 1 F351
500SEL				
Ball Joint				
1985-1984	(Powdered Metal Gusher Brg. For Better Lubrication, New Pre-Installed Integral Dust Boot Eases Installation, New And Original Designs Can Be Installed)	Lower	K9139 ‡	2 F351
Control Arm Bushing				
1985-1984		Upper Inner	K200870	1 F351
Control Arm with Ball Joint				
1985-1984	(Contains Pivot Bushing Only, R-Series) (Contains Pivot Bushing Only, R-Series)	Left Upper Right Upper	RK9586 RK9588	1 F351 1 F351
500SL				
Ball Joint				
1990		Lower	K9623	2 F350
Strut Bumper Bellows				
1990			K201567	2 F350
Strut Mount				
1990	Auto Leveling System, (Superior Rubber To Steel Bonding For Durability) Except Self Leveling Suspension, (Bearing Not Included)		K160231 ‡ K90274	2 F350 2 F350
Sway Bar Bushing				
1990	(Design Allows Ease Of Installation)	To End To Frame	K200980 ‡ K201134	1 F350 1 F350

STEERING



S359

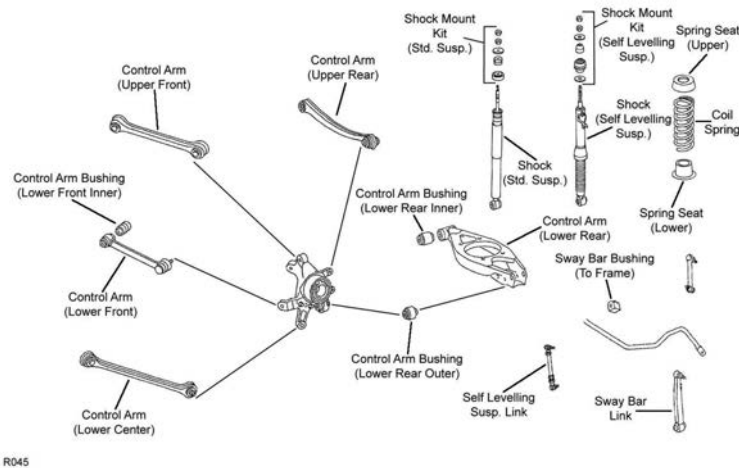
Year	Model/Application	Part	P/C Qty	Figure
500SEC				
Center Link				
1985-1984			DS1244	1
Idler Arm Bushing Kit				
1985-1984		Bracket End	K9098	1
Tie Rod End				
1985-1984	May Have Inner And Outer Tie Rod Ends Reversed, Check Threads, (Right Hand Threads, Powdered Metal Gusher Brg. For Better Lubrication)	Outer	ES2096R ‡	2
	May Have Inner And Outer Tie Rod Ends Reversed, Check Threads, (Left Hand Threads, Powdered Metal Gusher Brg. For Better Lubrication)	Inner	ES2084L ‡	2
500SEL				
Center Link				
1985-1984			DS1244	1
Idler Arm Bushing Kit				
1985-1984		Bracket End	K9098	1

MERCEDES BENZ-500 Series (Cont.)

STEERING (Cont.)

Year	Model/Application	Part	P/C Qty	Figure
500SEL				
Tie Rod End				
1985-1984	May Have Inner And Outer Tie Rod Ends Reversed, Check Threads, (Right Hand Threads, Powdered Metal Gusher Brg. For Better Lubrication)	Outer	ES2096R ‡	2
	May Have Inner And Outer Tie Rod Ends Reversed, Check Threads, (Left Hand Threads, Powdered Metal Gusher Brg. For Better Lubrication)	Inner	ES2084L ‡	2
500SL				
Tie Rod End				
1990		Outer	ES3315	2
		Inner	ES3316	2

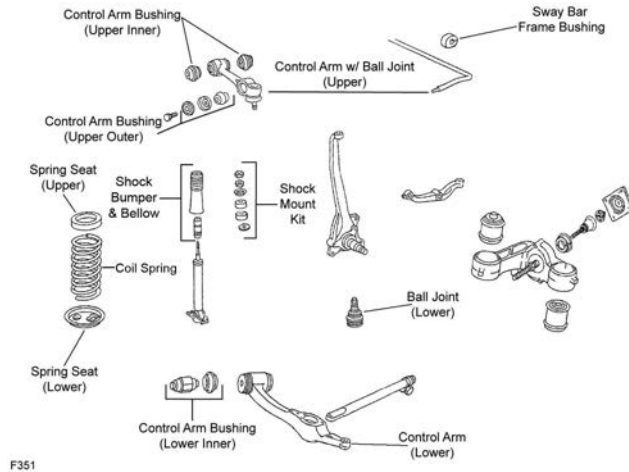
REAR SUSPENSION



R045

Year	Model/Application	Part	P/C Qty	Figure
500SEC				
Control Arm Bushing				
1985-1984	(Design Allows Ease Of Installation)	Lower	K200989 ‡	4
500SEL				
Control Arm Bushing				
1985-1984	(Design Allows Ease Of Installation)	Lower	K200989 ‡	4
500SL				
Control Arm				
1990	(Straight Arm, Contains Bushing, R-Series)	Upper Front	RK620090	2
	(Bent Arm, R-Series)	Left Rear Upper	RK641833	1
	(Straight Arm, Lateral Link, R-Series)	Lower Center	RK640726	2
	(Straight Arm, R-Series)	Lower Center	RK641834	2
Control Arm Bushing				
1990	(Design Allows Ease Of Installation)	Lower Front Inner	K200083 ‡	2
	(Design Allows Ease Of Installation)	Lower Rear Outer	K200082 ‡	2
Control Arm with Ball Joint				
1990	(Connecting Tie Rod, R-Series)	Lower Front	RK620534	2
Sway Bar Bushing				
1990	Adjustable Suspension, (Design Allows Ease Of Installation)	To Frame	K200892 ‡	1
	Except Adjustable Suspension	To Frame	K201135	1
Sway Bar Link				
1990			K80267	2

FRONT SUSPENSION



F351

Year	Model/Application	Part	P/C Qty	Figure
560SEC				
Ball Joint				
1990-1986	(Powdered Metal Gusher Brg. For Better Lubrication, New Pre-Installed Integral Dust Boot Eases Installation, New And Original Designs Can Be Installed)	Lower	K9139 ‡	2 F351
Control Arm Bushing				
1990-1986		Upper Inner	K200870	1 F351
Control Arm with Ball Joint				
1990-1986	(Contains Pivot Bushing Only, R-Series)	Left Upper	RK9586	1 F351
	(Contains Pivot Bushing Only, R-Series)	Right Upper	RK9588	1 F351
560SEL				
Ball Joint				
1990-1986	(Powdered Metal Gusher Brg. For Better Lubrication, New Pre-Installed Integral Dust Boot Eases Installation, New And Original Designs Can Be Installed)	Lower	K9139 ‡	2 F351
Control Arm Bushing				
1990-1986		Upper Inner	K200870	1 F351
Control Arm with Ball Joint				
1990-1986	(Contains Pivot Bushing Only, R-Series)	Left Upper	RK9586	1 F351
	(Contains Pivot Bushing Only, R-Series)	Right Upper	RK9588	1 F351
560SL				
Ball Joint				
1989-1986		Lower	K9623	2
STEERING				
Year	Model/Application	Part	P/C Qty	Figure
560SEC				
Center Link				
1990-1986		DS1244	1	
Idler Arm Bushing Kit				
1989-1986		Bracket End	K9098	1
Tie Rod End				
1990-1986	May Have Inner And Outer Tie Rod Ends Reversed, Check Threads, (Right Hand Threads, Powdered Metal Gusher Brg. For Better Lubrication)	Outer	ES2096R ‡	2
	May Have Inner And Outer Tie Rod Ends Reversed, Check Threads, (Left Hand Threads, Powdered Metal Gusher Brg. For Better Lubrication)	Inner	ES2084L ‡	2
560SEL				
Center Link				
1990-1986		DS1244	1	
Idler Arm Bushing Kit				
1989-1986		Bracket End	K9098	1
Tie Rod End				
1990-1986	May Have Inner And Outer Tie Rod Ends Reversed, Check Threads, (Right Hand Threads, Powdered Metal Gusher Brg. For Better Lubrication)	Outer	ES2096R ‡	2

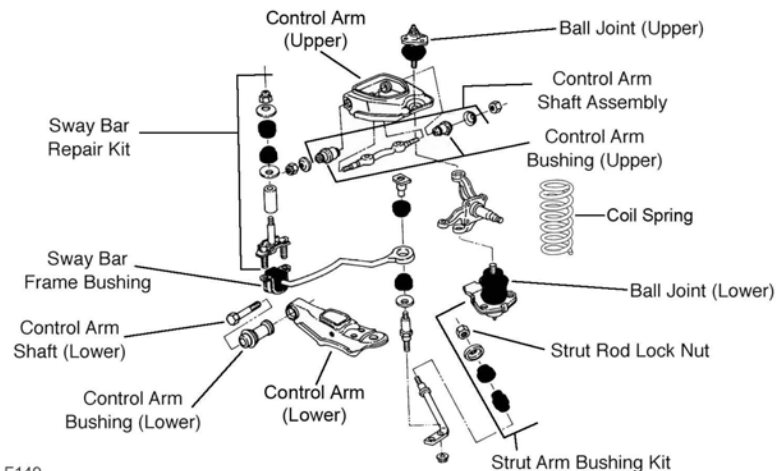
MERCEDES BENZ-560 Series (Cont.)

STEERING (Cont.)

Year	Model/Application	Part	P/C Qty	Figure
560SEL				
Tie Rod End				
1990-1986 (Cont.)	May Have Inner And Outer Tie Rod Ends Reversed, Check Threads, (Left Hand Threads, Powdered Metal Gusher Brg. For Better Lubrication)	Inner ES2084L ‡	2	
560SL				
Center Link				
1989-1986		DS1013	1	
Idler Arm Bushing Kit				
1989-1986		Bracket End K9098	1	
Tie Rod End				
1989-1986	May Have Inner And Outer Tie Rod Ends Reversed, Check Threads, (Right Hand Threads, Powdered Metal Gusher Brg. For Better Lubrication)	Outer ES2096R ‡	2	
	May Have Inner And Outer Tie Rod Ends Reversed, Check Threads, (Left Hand Threads, Powdered Metal Gusher Brg. For Better Lubrication)	Inner ES2084L ‡	2	
REAR SUSPENSION				
Year	Model/Application	Part	P/C Qty	Figure
560SEC				
Control Arm Bushing				
1990-1986	(Design Allows Ease Of Installation)	Lower K200989 ‡	4	
Sway Bar Link				
1990-1988	(Link With Sockets)	K9584	2	
560SEL				
Control Arm Bushing				
1990-1986	(Design Allows Ease Of Installation)	Lower K200989 ‡	4	
Sway Bar Link				
1990-1988	(Link With Sockets)	K9584	2	
560SL				
Control Arm Bushing				
1989-1986	(Design Allows Ease Of Installation)	Lower K200989 ‡	4	

MERCURY-Bobcat

FRONT SUSPENSION



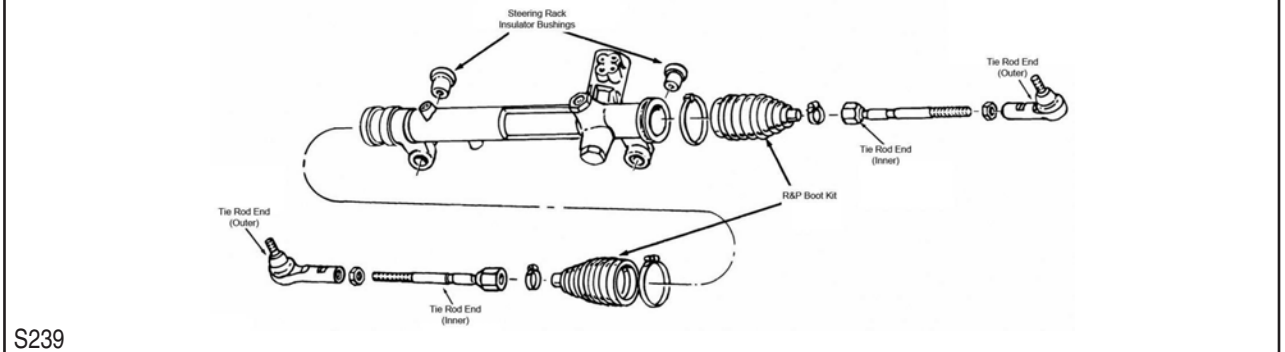
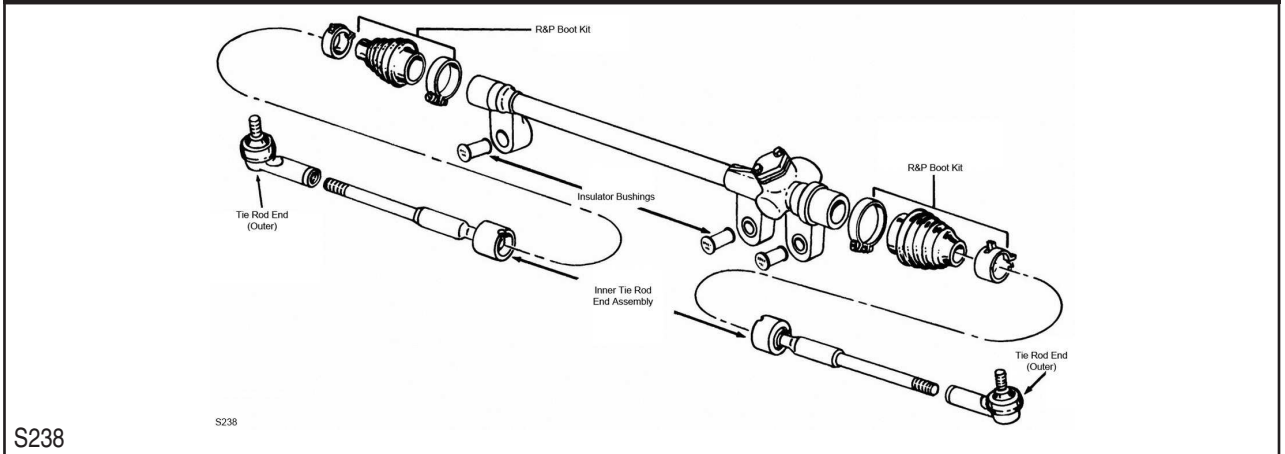
F149

Year	Model/Application	Part	P/C Qty	Figure
Ball Joint				
1980-1975	(Powdered Metal Gusher Brg. For Better Lubrication)	Upper K8212 ‡	2	F149
	(Powdered Metal Gusher Brg. For Better Lubrication)	Lower K8209 ‡	2	F149
Control Arm Bushing				
1980-1975		Lower K8211	2	F149

FRONT SUSPENSION (Cont.)

Year	Model/Application	Part	P/C Qty	Figure
Control Arm Bushing Set				
1980-1975	(Contains Front And Rear Bushings, Standard Design)	Upper	K8219	2 F149
Strut Rod Bushing				
1980-1975	(Improved Design)		K8196	1 F149
	(Standard Design)		K8183	1 F149
Sway Bar Bushing				
1980-1975	3/4" Bushing Outside Diameter, (Standard Design)	To Frame	K5227	1 F149
Sway Bar Link				
1980-1975			K8229	2 F149

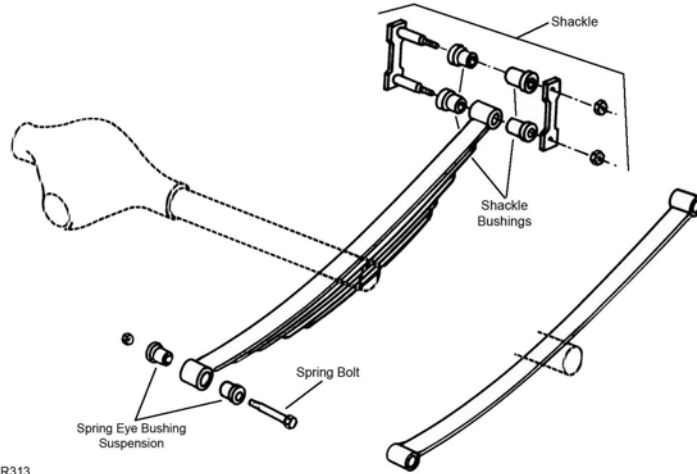
STEERING



Year	Model/Application	Part	P/C Qty	Figure
Rack & Pinion Boot Kit				
1980-1977	Manual Steering		K8437	2 S238
	Power Steering, (High Temperature)	Left	K8441	1 S239
1976-1975	(High Temperature)	Left	K8441	1 S238, S239
Steering Rack Insulator Bushing				
1980-1977	(1 Piece Design, Contains Left And Right Bushings)		K8263	1 S239
1976	From 3/1/76, (1 Piece Design, Contains Left And Right Bushings)		K8263	1 S239
	Thru 2/29/76, (Contains Left And Right Bushings)		K8262	1 S239
1975	(Contains Left And Right Bushings)		K8262	1 S239
Tie Rod End				
1980-1975	Manual Steering, (Powdered Metal Gusher Brg. For Better Lubrication)	Outer	ES429RL ‡	2 S238
	Power Steering, (Powdered Metal Gusher Brg. For Better Lubrication)	Outer	ES455RL ‡	2 S239
	Power Steering, (Full Ball Stud Provides 360 Degrees Of Smooth Rotation)	Inner	EV117 ‡	2 S239

MERCURY-Bobcat (Cont.)

REAR SUSPENSION



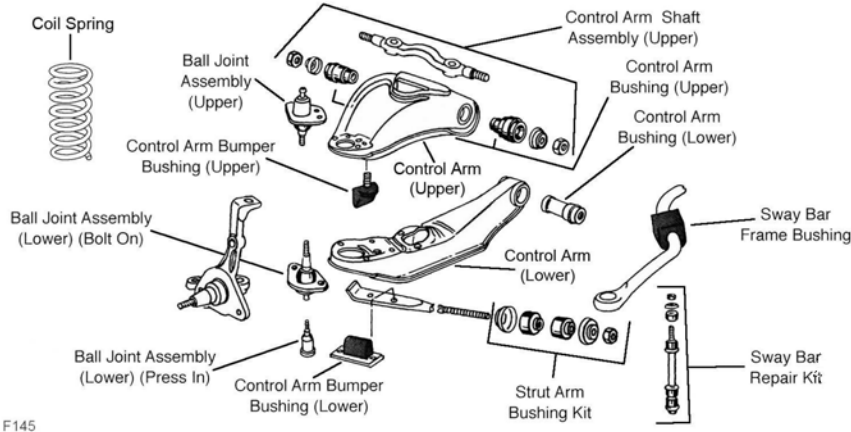
R313

R313

Year	Model/Application	Part	P/C Qty	Figure
Leaf Spring Bolt				
1980-1975		Lower	K150355	2
Leaf Spring Shackle Bushing				
1980-1975	1-7/8" Outside Diameter		K201008	8 R313

MERCURY-Brougham

FRONT SUSPENSION

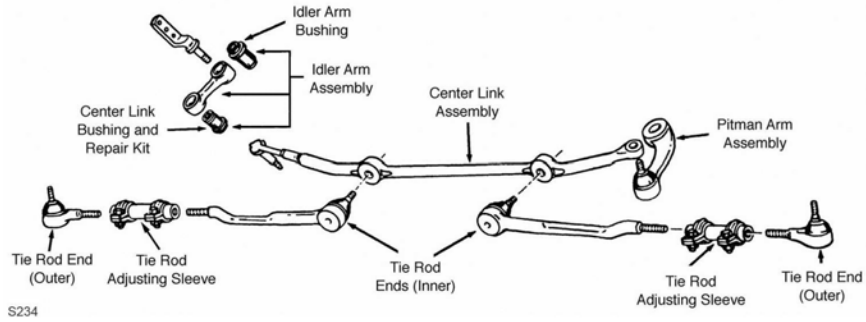


F145

F145

Year	Model/Application	Part	P/C Qty	Figure
Ball Joint				
1967	(Powdered Metal Gusher Brg. For Better Lubrication)	Upper	K8212 ‡	2 F145
	(Bolt On Type, Powdered Metal Gusher Brg. For Better Lubrication)	Lower	K8059 ‡	2 F145
	(Press In Type, Powdered Metal Gusher Brg. For Better Lubrication)	Lower	K8197 ‡	2 F145
Control Arm Bushing				
1967	(Contains Front And Rear Bushings)	Upper	K8083	2 F145
		Lower	K8082	2 F145
Sway Bar Bushing				
1967		To Frame	K8204	1 F145

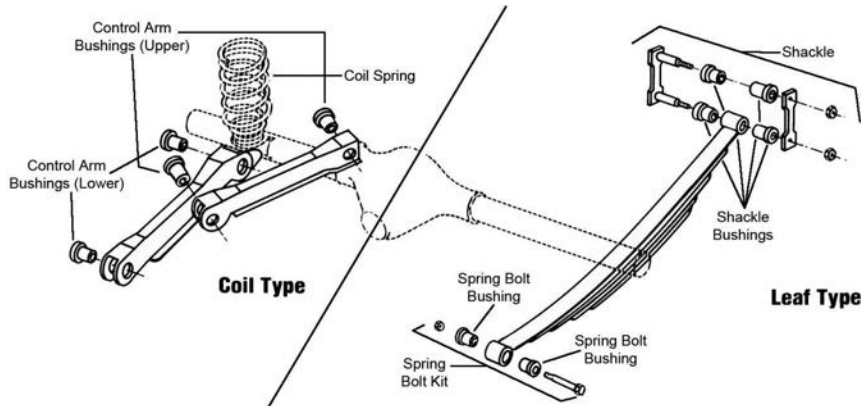
STEERING



S234

Year	Model/Application	Part	P/C Qty	Figure
Idler Arm				
1967	(Powdered Metal Gusher Brg. For Better Lubrication)	K8118 ‡	1	S234
Idler Arm Bushing				
1967	(For OE Design Idler Arm Only) (For OE Design Idler Arm Only)	Center Link End Support End	K8103 K8094 ‡	1 1 S234 S234
Tie Rod Adjusting Sleeve				
1967	.625" - 18 Threads	ES2032S	2	S234
Tie Rod End				
1967	(Powdered Metal Gusher Brg. For Better Lubrication)	Outer	ES351RL ‡	2 S234

REAR SUSPENSION

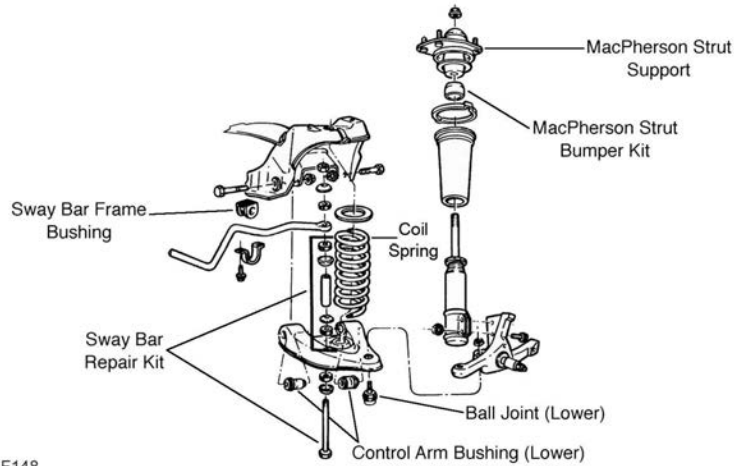


R310

Year	Model/Application	Part	P/C Qty	Figure
Control Arm Bushing				
1967	Except Police, (Contains Front And Rear Bushings)	Upper	K8136	2 R310

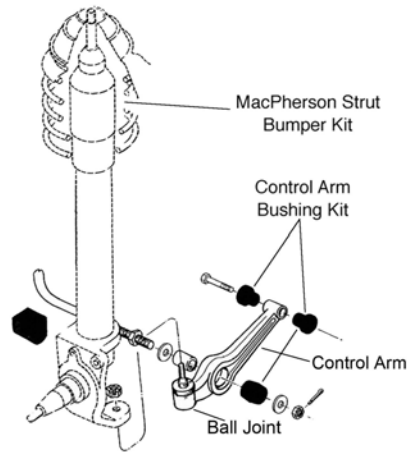
MERCURY-Capri

FRONT SUSPENSION



F148

F148

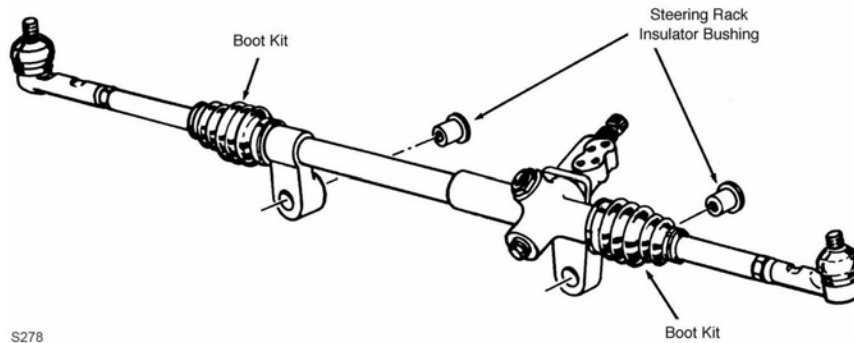


F157

F157

Year	Model/Application	Part	P/C Qty	Figure
Ball Joint				
1986-1979	(Powdered Metal Gusher Brg. For Better Lubrication)	Lower	K8259 ‡	2 F148
Control Arm Bushing				
1986-1983	(Contains Front And Rear Bushings, Standard Design)	Lower Rear	K8289	2 F148
1982-1979	Except Handling Package, 1.970" Outside Diameter, (Contains Front And Rear Bushings, Standard Design)	Lower Rear	K8289	2 F148
Control Arm Bushing Set				
1984-1979	(Heavy Duty Design, Contains Front And Rear Bushings)	Lower	K8277	2 F148
Strut Bumper Bellows				
1986-1979	(OE Material For Strut Performance And Longevity, Contains Bumper)		K90462 ‡	2 F148
1977-1971	(Replacement Type, Contains Bumper)		K90460	2 F157
Strut Mounting Kit				
1986-1983			K8634	2 F148
Sway Bar Bushing				
1986-1979	1" Sway Bar Diameter	To Frame	K80092	1 F148
	1-1/16" Sway Bar Diameter	To Frame	K80093	1 F148
	1-1/4" Sway Bar Diameter, (Split Design For Easier Installation)	To Frame	K80096 ‡	1 F148
	1-3/16" Sway Bar Diameter	To Frame	K80095	1 F148
	15/16" Sway Bar Diameter	To Frame	K80091	1 F148
	1-5/16" Sway Bar Diameter, (Split Design For Easier Installation)	To Frame	K80097 ‡	1 F148
Sway Bar Repair Kit				
1986-1979	(Includes Polyurethane Bushings And Solid Metal Sleeve For Enhanced Performance. Barrel Nut Allows For Easier Installation.)		K700539 ‡	1 F148
	(Standard Design)		K8265	2 F148

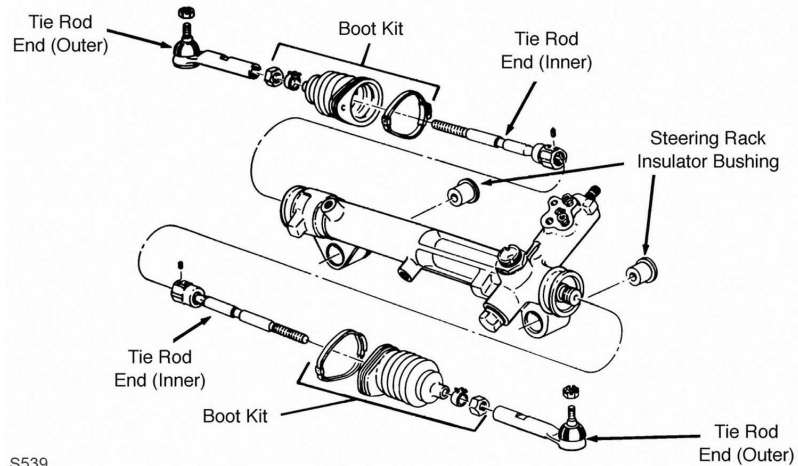
STEERING



S278

S278

Boot Kit



S539

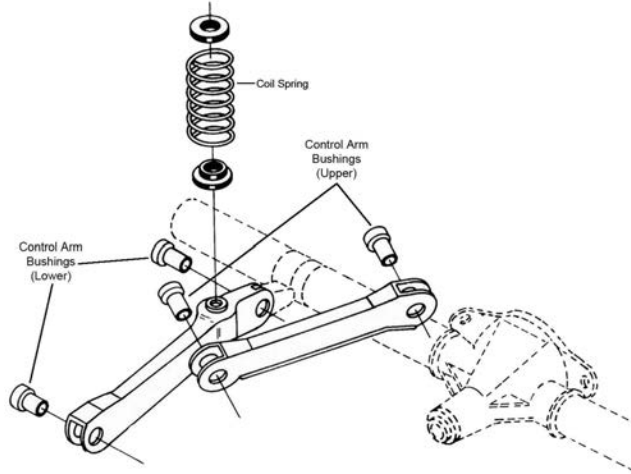
S539

Tie Rod End (Outer)

Year	Model/Application	Part	P/C Qty	Figure	
Rack & Pinion Boot Kit					
1986-1985	2 Piece Design Rack & Pinion, (High Temperature)	K8441	2	S539	
1986-1979	1 Piece Design Rack & Pinion, Power Steering	K8439	2	S539	
	Ford Design Rack And Pinion Gear, Power Steering	K8767	2	S539	
1984-1979	2 Piece Design Rack & Pinion, Power Steering, (High Temperature)	K8441	2	S539	
	Manual Steering	K9882	2	S278	
Steering Rack Insulator Bushing					
1986-1985	(2 Piece Design, Contains Left And Right Bushings)	K8422	1	S539	
1985-1979	(1 Piece Design, Contains Left And Right Bushings)	K8263	1	S539	
Tie Rod End					
1986-1982	(Powdered Metal Gusher Brg. For Better Lubrication) (Full Ball Stud Provides 360 Degrees Of Smooth Rotation)	Outer Inner	ES2150RL ‡ EV117 ‡	2 2	S539 S539
1981-1980	Rack & Pinion Power, (Full Ball Stud Provides 360 Degrees Of Smooth Rotation)	Inner	EV117 ‡	2	S539
1981-1979	(Powdered Metal Gusher Brg. For Better Lubrication) Rack & Pinion Manual, (Full Ball Stud Provides 360 Degrees Of Smooth Rotation)	Outer Inner	ES2128RL ‡ EV112 ‡	2 2	S539 S278
1979	Steering Rack Marked SPR-AG, Power Steering, (Full Ball Stud Provides 360 Degrees Of Smooth Rotation)	Inner	EV117 ‡	2	S539

MERCURY-Capri (Cont.)

REAR SUSPENSION

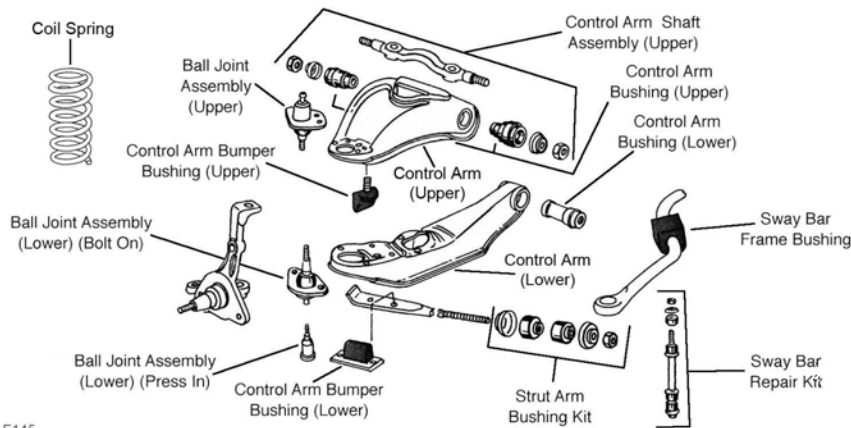


R333

Year	Model/Application	Part	P/C Qty	Figure
Control Arm Bushing Set				
1986-1979	(Contains Front And Rear Bushings)	Upper	K8637	2 R333

MERCURY-Colony Park

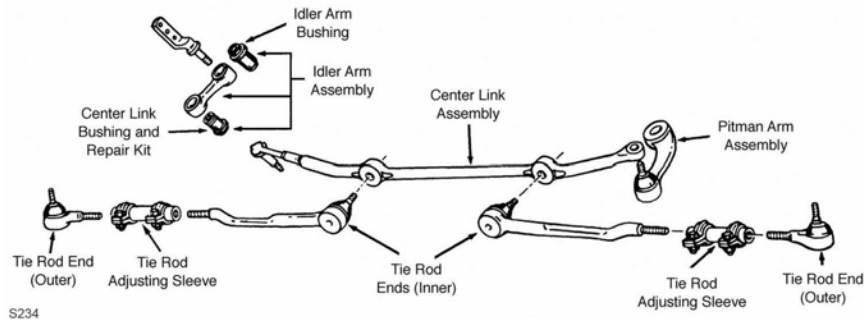
FRONT SUSPENSION



F145

Year	Model/Application	Part	P/C Qty	Figure
Ball Joint				
1968-1965	(Bolt On Type, Powdered Metal Gusher Brg. For Better Lubrication)	Lower	K8059 ‡	2 F145
1968-1959	(Powdered Metal Gusher Brg. For Better Lubrication)	Upper	K8212 ‡	2 F145
	(Press In Type, Powdered Metal Gusher Brg. For Better Lubrication)	Lower	K8197 ‡	2 F145
Control Arm Bushing				
1968-1965	(Contains Front And Rear Bushings)	Upper	K8083	2 F145
		Lower	K8082	2 F145
1964-1963		Lower Rear	K200963	2 F145
Sway Bar Bushing				
1968-1965		To Frame	K8204	1 F145
Sway Bar Repair Kit				
1968-1965	(Heavy Duty Design)		K6629 ‡	2 F145
	(Includes Polyurethane Bushings And Solid Metal Sleeve For Enhanced Performance. Barrel Nut Allows For Easier Installation.)		K700535 ‡	2 F145
	(Standard Design)		K8266	2 F145
1964-1957	(Heavy Duty Design)		K8989 ‡	2 F145
	5.5" Length, (Includes Polyurethane Bushings And Solid Metal Sleeve For Enhanced Performance. Barrel Nut Allows For Easier Installation.)		K700528 ‡	1 F145

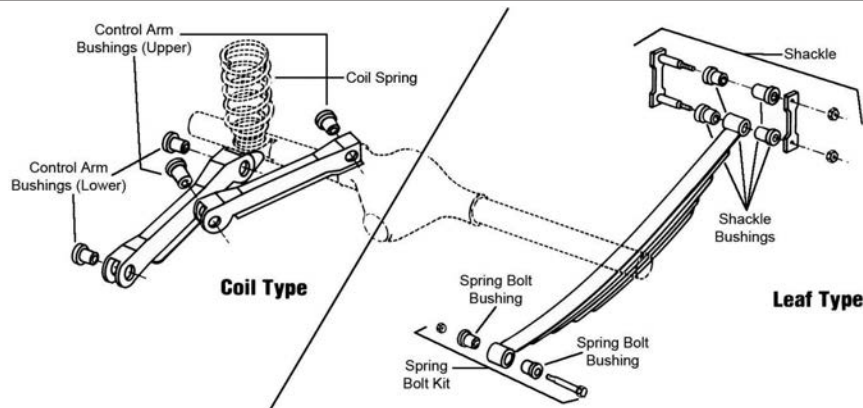
STEERING



S234

Year	Model/Application	Part	P/C Qty	Figure
Idler Arm				
1968-1966	428(7.0L), (Powdered Metal Gusher Brg. For Better Lubrication)	K8118 ‡	1	S234
1968-1965	390(6.4L), (Powdered Metal Gusher Brg. For Better Lubrication)	K8118 ‡	1	S234
1967-1966	410(6.7L), (Powdered Metal Gusher Brg. For Better Lubrication)	K8118 ‡	1	S234
Idler Arm Bushing				
1968-1965	(For OE Design Idler Arm Only) (For OE Design Idler Arm Only)	Center Link End Support End	K8103 K8094 ‡	1 1 S234 S234
Tie Rod Adjusting Sleeve				
1968-1965	.625" - 18 Threads	ES2032S	2	S234
1968-1957	.750" - 18 Threads	ES638S	2	
1964-1963	.688" - 18 Threads	ES2004S	2	
Tie Rod End				
1968-1967	(Powdered Metal Gusher Brg. For Better Lubrication)	Inner	ES727 ‡	2 S234
1968-1966	428(7.0L), (Powdered Metal Gusher Brg. For Better Lubrication)	Outer	ES351RL ‡	2
1968-1965	390(6.4L), (Powdered Metal Gusher Brg. For Better Lubrication)	Outer	ES351RL ‡	2
1967-1966	410(6.7L), (Powdered Metal Gusher Brg. For Better Lubrication)	Outer	ES351RL ‡	2
1964-1963	390(6.4L), (Powdered Metal Gusher Brg. For Better Lubrication)	Outer	ES285RL ‡	2
1960-1957	3.22" Length, (Powdered Metal Gusher Brg. For Better Lubrication)	Outer	ES416L ‡	2

REAR SUSPENSION

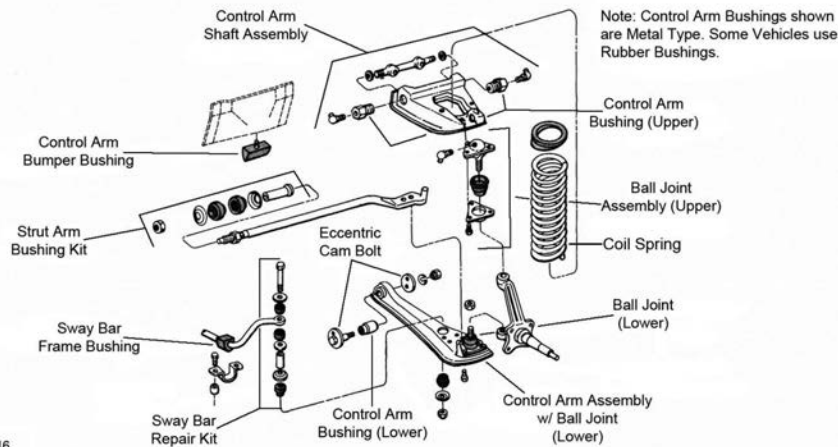


R310

Year	Model/Application	Part	P/C Qty	Figure
Control Arm Bushing				
1968-1965	(Contains Front And Rear Bushings)	Upper	K8136	2 R310
Control Arm Bushing Set				
1968-1965	(Contains Front And Rear Bushings)	Lower	K8135	1 R310
Leaf Spring Shackle Bushing				
1964-1961			K200959	8 R310

MERCURY-Comet

FRONT SUSPENSION



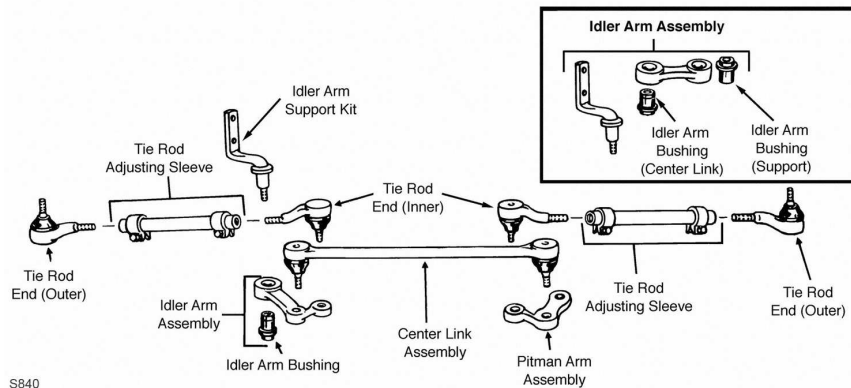
F416

Year	Model/Application	Part	P/C Qty	Figure
Ball Joint				
1977-1971	3 Bolt Mounting, (Full Ball Stud Provides 360 Degrees Of Smooth Rotation)	Upper	K8142 ‡	2 F416
1969-1963	4 Bolt Mounting, (Full Ball Stud Provides 360 Degrees Of Smooth Rotation)	Upper	K8036 ‡	2 F416
1962-1960	(Powdered Metal Gusher Brg. For Better Lubrication)	Upper	K812A ‡	2 F416
Control Arm Bushing				
1977-1971	1.422" Bushing Diameter	Lower	K8132	2 F416
	1.542" Bushing Diameter	Lower	K8237	2 F416
1969-1966	1.422" Bushing Diameter	Lower	K8132	2 F416
	1.542" Bushing Diameter	Lower	K8237	2 F416
Control Arm Bushing Set				
1977-1971	(Contains Front And Rear Bushings)	Upper	K8278	2 F416
1969-1966	(Contains Front And Rear Bushings)	Upper	K8278	2 F416
Control Arm Shaft Assembly				
1977-1971	(Standard Design)	Upper	K8131	2 F416
1969-1966	(Standard Design)	Upper	K8131	2 F416
1965-1961		Upper	K8053	2 F416
Control Arm with Ball Joint				
1977-1971	(Contains Bushing, Powdered Metal Gusher Brg. For Better Lubrication) (R-Series)	Lower	CK8123 ‡	2 F416
		Lower	RK8123	2 F416
1977-1968	(R-Series)	Upper	RK621369	2
1969-1968	(Contains Bushing, Powdered Metal Gusher Brg. For Better Lubrication) (R-Series)	Lower	CK8123 ‡	2 F416
		Lower	RK8123	2 F416
1967-1966	(R-Series)	Lower	RK8121	2 F416
1966-1964	(R-Series)	Upper	RK621428	2 F416
1965-1962	(Powdered Metal Gusher Brg. For Better Lubrication)	Lower	CK8035 ‡	2 F416
1961	From 10/15/61, (Powdered Metal Gusher Brg. For Better Lubrication)	Lower	CK8035 ‡	2 F416
Strut Rod Bushing				
1965-1964	(Improved Design)		K8122	1 F416
Strut Rod Bushing Kit				
1977-1971	(Improved Design)		K8157	1 F416
1969-1966	(Improved Design)		K8157	1 F416
Sway Bar Bushing				
1977-1971	5/8" Or 11/16" Sway Bar Diameter, (Standard Design)	To Frame	K5227	1 F416
1969-1960	5/8" Or 11/16" Sway Bar Diameter, (Standard Design)	To Frame	K5227	1 F416
Sway Bar Repair Kit				
1977	(Heavy Duty Design) (Standard Design) 5.5" Length, (Includes Polyurethane Bushings And Solid Metal Sleeve For Enhanced Performance. Barrel Nut Allows For Easier Installation.)		K8989 ‡	2 F416
			K5255	2 F416
			K700528 ‡	2 F416
1976	From 2/2/76, (Heavy Duty Design) (Standard Design) 5.5" Length, (Includes Polyurethane Bushings And Solid Metal Sleeve For Enhanced Performance. Barrel Nut Allows For Easier Installation.)		K8989 ‡	2 F416
			K5255	2 F416
			K700528 ‡	2 F416

FRONT SUSPENSION (Cont.)

Year	Model/Application	Part	P/C Qty	Figure
Sway Bar Repair Kit				
1976 (Cont.)	Thru 2/1/76, (Includes Polyurethane Bushings And Solid Metal Sleeve For Enhanced Performance. Barrel Nut Allows For Easier Installation.) Thru 2/1/76, (Standard Design)	K700531 ‡	2	F416
		K8097	2	F416
1975-1971	(Includes Polyurethane Bushings And Solid Metal Sleeve For Enhanced Performance. Barrel Nut Allows For Easier Installation.) (Standard Design)	K700531 ‡	2	F416
		K8097	2	F416
1969-1966	(Includes Polyurethane Bushings And Solid Metal Sleeve For Enhanced Performance. Barrel Nut Allows For Easier Installation.) (Standard Design)	K700531 ‡	2	F416
		K8097	2	F416
1965-1960	(Heavy Duty Design) (Standard Design) 5.5" Length, (Includes Polyurethane Bushings And Solid Metal Sleeve For Enhanced Performance. Barrel Nut Allows For Easier Installation.)	K8989 ‡	2	F416
		K5255	2	F416
		K700528 ‡	2	F416

STEERING



S840

S840

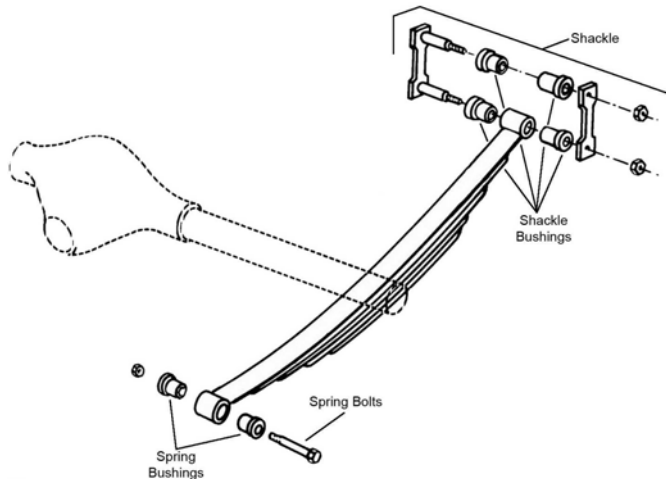
Year	Model/Application	Part	P/C Qty	Figure	
Idler Arm					
1977-1975	(Powdered Metal Gusher Brg. For Better Lubrication)	K8245 ‡	1	S840	
1969-1966	(Powdered Metal Gusher Brg. For Better Lubrication)	K8159 ‡	1	S840	
1965	6 Cyl, (Powdered Metal Gusher Brg. For Better Lubrication) V8 Cyl, (Greaseable Socket Reduces Corrosion/Wear)	K8160 ‡	1	S840	
		K8106 ‡	1		
1964	200(3.3L), (Powdered Metal Gusher Brg. For Better Lubrication)	K8160 ‡	1		
1964-1962	170(2.8L), (Powdered Metal Gusher Brg. For Better Lubrication)	K8160 ‡	1		
1963-1962	144(2.4L), (Powdered Metal Gusher Brg. For Better Lubrication)	K8160 ‡	1		
1961-1960	(Powdered Metal Gusher Brg. For Better Lubrication)	K8160 ‡	1		
Idler Arm Bushing					
1977-1971	(For OE Design Idler Arm Only) (For OE Design Idler Arm Only)	Center Link End	K8103	1	S840
		Support End	K8094 ‡	1	S840
1969-1967	(For OE Design Idler Arm Only)	Center Link End	K8103	1	S840
1969-1966	(For OE Design Idler Arm Only)	Support End	K8094 ‡	1	S840
1965	Manual Steering, (For OE Design Idler Arm Only)		K8094 ‡	1	S840
1964	6 Cyl, Manual Steering, (For OE Design Idler Arm Only)		K8094 ‡	1	S840
1962-1960	6 Cyl, (Pivot Bushing)		K8826	1	S840
Tie Rod Adjusting Sleeve					
1977-1973			ES426S	2	S840
1972	From 8/8/72 Thru 8/7/72		ES426S	2	S840
			ES2004S	2	
1971			ES2004S	2	S840
1969-1966			ES2004S	2	S840
1965	V8 Cyl, Manual Steering V8 Cyl, Power Steering V8 Cyl, Power Steering		Left	ES2004S	2
			Right	ES638S	1
				ES2004S	1
1965-1964	6 Cyl, Power Steering		ES2004S	2	
1964-1963	V8 Cyl		ES2004S	2	
Tie Rod End					
1977-1975	(Powdered Metal Gusher Brg. For Better Lubrication) (Powdered Metal Gusher Brg. For Better Lubrication)	Outer	ES445RL ‡	2	S840
		Inner	ES436RL ‡	2	S840

MERCURY-Comet (Cont.)

STEERING (Cont.)

Year	Model/Application	Part	P/C Qty	Figure
Tie Rod End				
1974-1971	(Powdered Metal Gusher Brg. For Better Lubrication)	Outer	ES387R ‡	2 S840
	(Powdered Metal Gusher Brg. For Better Lubrication)	Inner	ES387L ‡	2 S840
1969-1967	(Powdered Metal Gusher Brg. For Better Lubrication)	Outer	ES360RL ‡	2 S840
	(Powdered Metal Gusher Brg. For Better Lubrication)	Inner	ES363RL ‡	2 S840
1966	(Powdered Metal Gusher Brg. For Better Lubrication)	Outer	ES359R ‡	2 S840
1965	V8 Cyl, Power Steering, (Powdered Metal Gusher Brg. For Better Lubrication)	Right Inner	ES713 ‡	1 S840
	V8 Cyl, Conventional Manual Steering, (Powdered Metal Gusher Brg. For Better Lubrication)	Outer	ES336R ‡	2 S840
	V8 Cyl, Conventional Power Steering, (Powdered Metal Gusher Brg. For Better Lubrication)	Left Outer	ES336L ‡	1 S840
	V8 Cyl, Conventional Power Steering, (Powdered Metal Gusher Brg. For Better Lubrication)	Right Outer	ES336R ‡	1 S840
	289(4.7L), Manual Steering, (Powdered Metal Gusher Brg. For Better Lubrication)	Outer	ES317L ‡	2
	289(4.7L), Manual Steering, (Powdered Metal Gusher Brg. For Better Lubrication)	Inner	ES317R ‡	2
	289(4.7L), Power Steering, (Powdered Metal Gusher Brg. For Better Lubrication)	Left Inner	ES714 ‡	1 S840
1965-1964	200(3.3L), Manual Steering, (Powdered Metal Gusher Brg. For Better Lubrication)	Inner	ES317R ‡	2
1965-1963	170(2.8L), Manual Steering, (Powdered Metal Gusher Brg. For Better Lubrication)	Outer	ES317L ‡	2
	170(2.8L), Manual Steering, (Powdered Metal Gusher Brg. For Better Lubrication)	Inner	ES317R ‡	2
1964	200(3.3L), Manual Steering, (Powdered Metal Gusher Brg. For Better Lubrication)	Outer	ES317L ‡	2
1963	144(2.4L), Manual Steering, (Powdered Metal Gusher Brg. For Better Lubrication)	Outer	ES317L ‡	2
	144(2.4L), Manual Steering, (Powdered Metal Gusher Brg. For Better Lubrication)	Inner	ES317R ‡	2
1962-1960	6 Cyl, Conventional Manual Steering, (Powdered Metal Gusher Brg. For Better Lubrication)	Outer	ES317L ‡	2 S840
	6 Cyl, Conventional Manual Steering, (Powdered Metal Gusher Brg. For Better Lubrication)	Inner	ES317R ‡	2 S840

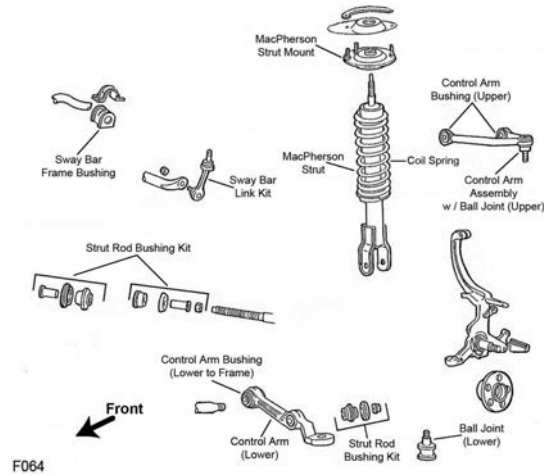
REAR SUSPENSION



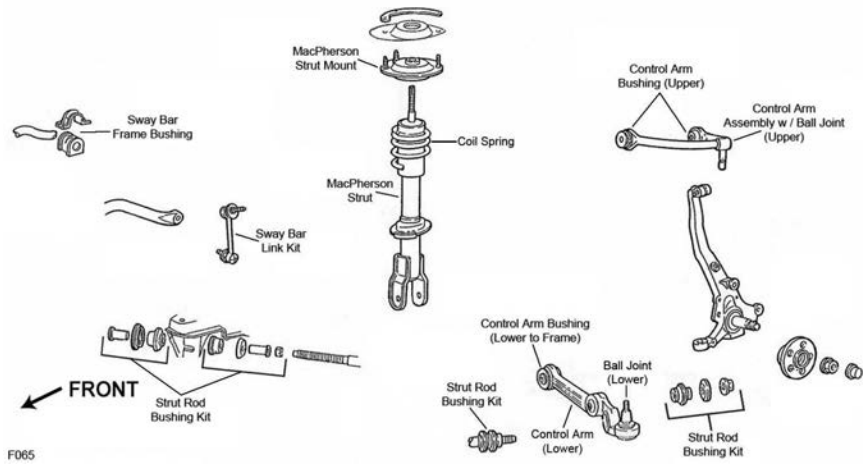
R309

Year	Model/Application	Part	P/C Qty	Figure
Leaf Spring Bolt				
1977-1973		K150355	2	R309
Leaf Spring Bolt Kit				
1965-1964	Fixed End	K150237	2	R309
Leaf Spring Shackle Bushing				
1973-1971	2 Dr. Convertible, 2 Dr. Sedan, 4 Dr. Hardtop, 4 Dr. Sedan	K8785	4	R309
1969-1964	2 Dr. Convertible, 2 Dr. Sedan, 4 Dr. Hardtop, 4 Dr. Sedan	K8785	4	R309

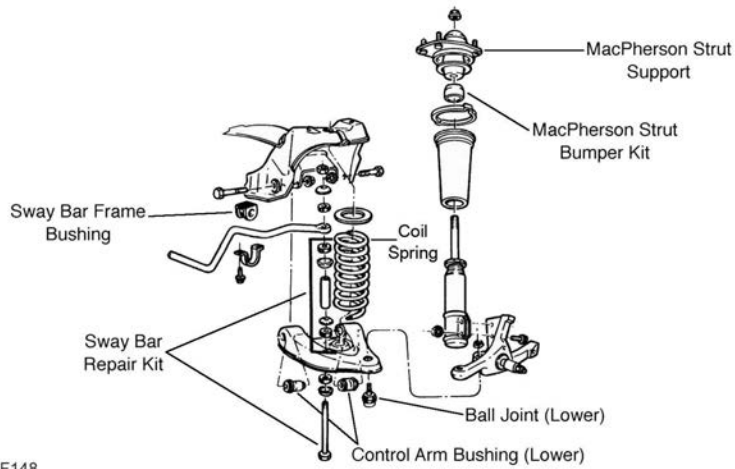
FRONT SUSPENSION



F064



F065

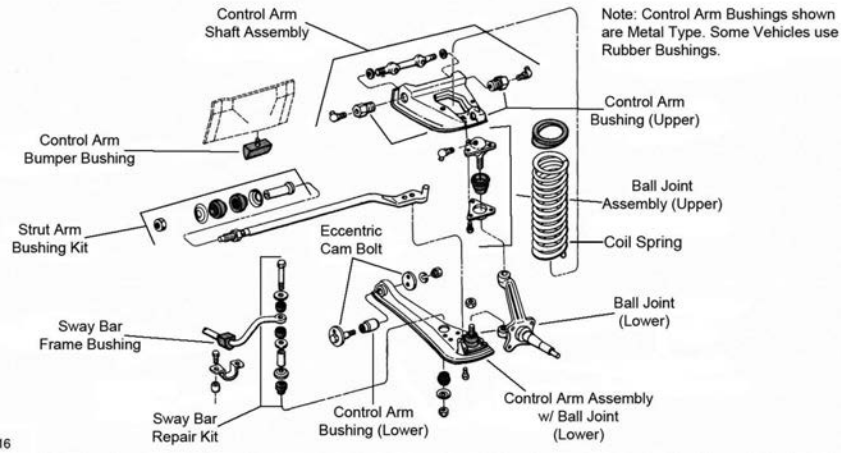


F148

F148

MERCURY-Cougar (Cont.)

FRONT SUSPENSION (Cont.)



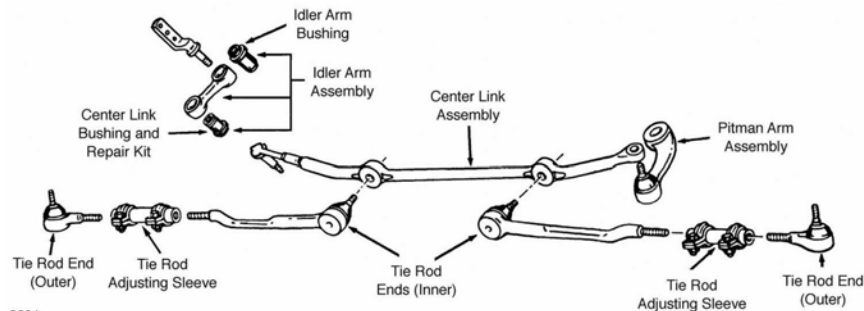
F416

Year	Model/Application	Part	P/C Qty	Figure
Ball Joint				
1990-1989	(Powdered Metal Gusher Brg. For Better Lubrication)	Lower	K8477 ‡	2 F064
1988-1980	(Powdered Metal Gusher Brg. For Better Lubrication)	Lower	K8259 ‡	2 F148
1979-1974	Except Police, (Powdered Metal Gusher Brg. For Better Lubrication) Except Police, (Press In Type, Powdered Metal Gusher Brg. For Better Lubrication)	Upper	K8212 ‡	2 F416
		Lower	K8197 ‡	2 F416
1973-1970	3 Bolt Mounting, (Full Ball Stud Provides 360 Degrees Of Smooth Rotation)	Upper	K8142 ‡	2 F416
1969-1967	4 Bolt Mounting, (Full Ball Stud Provides 360 Degrees Of Smooth Rotation)	Upper	K8036 ‡	2 F416
Control Arm Bushing				
1990-1989	(Contains Front And Rear Bushings)	Upper	K8706	2 F064
		Lower To Frame	K8766	2 F064
		Strut To Arm, Lower	K8604	2 F064
1986-1980	Except Handling Package, 1.970" Outside Diameter, (Contains Front And Rear Bushings, Standard Design)	Lower Rear	K8289	2 F148
1979-1974	(Contains Front And Rear Bushings)	Upper	K8202	2 F416
		Lower	K8082	2 F416
1973-1967	1.422" Outside Diameter 1.542" Outside Diameter	Lower	K8132	2 F416
		Lower	K8237	2 F416
Control Arm Bushing Set				
1988-1987	(Contains Front And Rear Bushings)	Lower	K8495	2 F148
1973-1967	(Contains Front And Rear Bushings)	Upper	K8278	2 F416
Control Arm Shaft Assembly				
1973-1967	(Standard Design)	Upper	K8131	2 F416
Control Arm with Ball Joint				
1990-1989	(Contains Bushing, Powdered Metal Gusher Brg. For Better Lubrication) (R-Series) (Contains Bushing, Powdered Metal Gusher Brg. For Better Lubrication) (R-Series) (Contains Arm To Frame Bushing, Contains Arm To Strut Bushing, Powdered Metal Gusher Brg. For Better Lubrication) (R-Series) Except Auto Adjusting Suspension, (Contains Arm To Frame Bushing, Contains Arm To Strut Bushing, Powdered Metal Gusher Brg. For Better Lubrication) Except Auto Adjusting Suspension, (R-Series)	Left Upper	CK8596 ‡	1 F064
		Left Upper	RK8596	1 F064
		Right Upper	CK8598 ‡	1 F064
		Right Upper	RK8598	1 F064
		Left Lower	CK80053 ‡	1 F064
		Left Lower	RK80053	1 F064
		Right Lower	CK80055 ‡	1 F064
		Right Lower	RK80055	1 F064
1973-1968	(R-Series) (Contains Bushing, Powdered Metal Gusher Brg. For Better Lubrication) (R-Series)	Upper	RK621369	2 F416
		Lower	CK8123 ‡	2 F416
		Lower	RK8123	2 F416
Strut Bumper Bellows				
1988-1980	(OE Material For Strut Performance And Longevity, Contains Bumper)		K90462 ‡	2 F148
Strut Mount				
1990-1989	LS, Except Auto Adjusting Suspension, (Bearing Not Included)		K8632	2 F064
Strut Mounting Kit				
1988-1983			K8640	2 F148
1982	XR-7 GS, (Contains Mounting Bracket) XR-7 GS, XR-7 LS, (Mounting Bracket Not Included) XR-7, XR-7 LS		K8640	2 F148
			K8634	2 F148
			K8640	2 F148
1982-1981	Base Model, GS, LS		K8634	2 F148

FRONT SUSPENSION (Cont.)

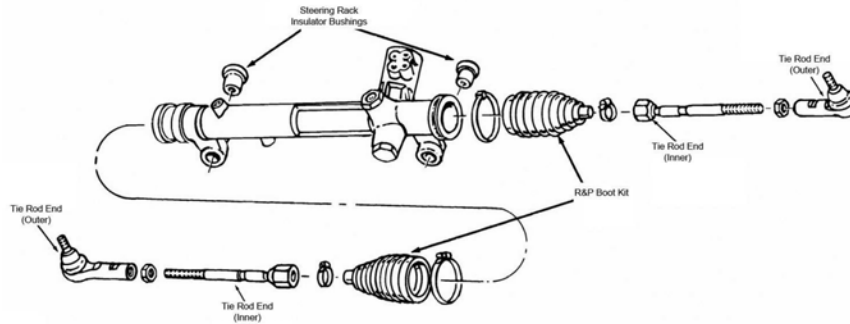
Year	Model/Application	Part	P/C Qty	Figure	
Strut Mounting Kit					
1981-1980	XR-7	K8640	2	F148	
Strut Rod Bushing Kit					
1990-1989	(Contains Thermoplastic Bushing) (Improved Design)	To Arm To Frame	K8680 ‡ K8659	1 1	F064 F064
1979-1974	(Improved Design)		K8207	1	F416
1973-1967	(Improved Design)		K8157	1	F416
Strut Spring Seat					
1990-1989	LS, Except Auto Adjusting Suspension	Lower	K80921	2	F064, F065
Sway Bar Bushing					
1990-1989	1.09" Or 1.10" Sway Bar Diameter 1.12" Or 1.14" Sway Bar Diameter 1-1/16" Sway Bar Diameter	To Frame To Frame To Frame	K8756 K8757 K8752	1 1 1	F064 F064 F064
1988-1983	1" Sway Bar Diameter 1-1/4" Sway Bar Diameter, (Split Design For Easier Installation) 1-3/16" Sway Bar Diameter 1-5/16" Sway Bar Diameter, (Split Design For Easier Installation)	To Frame To Frame To Frame To Frame	K80092 K80096 ‡ K80095 K80097 ‡	1 1 1 1	F148 F148 F148 F148
1988-1980	1-1/8" Sway Bar Diameter 3/4" Sway Bar Diameter 7/8" Sway Bar Diameter	To Frame To Frame To Frame	K80094 K80088 K80090	1 1 1	F148 F148 F148
1982-1980	1-1/16" Sway Bar Diameter 15/16" Sway Bar Diameter	To Frame To Frame	K80093 K80091	1 1	F148 F148
1979-1974	1-1/16" Sway Bar Diameter	To Frame	K80093	1	F416
1973-1967	11/16" Sway Bar Diameter, (Standard Design) 15/16" Sway Bar Diameter	To Frame To Frame	K5227 K7096	1 1	F416 F416
Sway Bar Link					
1990-1989	(Powdered Metal Gusher Brg. For Better Lubrication)		K8633 ‡	2	F064
Sway Bar Repair Kit					
1988-1987	(Includes Polyurethane Bushings And Solid Metal Sleeve For Enhanced Performance. Barrel Nut Allows For Easier Installation.) (Standard Design)		K700539 ‡ K8265	2 2	F148 F148
1986-1983	(OEM Type) (Optional Performance) 7-1/4" Length, (Includes Polyurethane Bushings And Solid Metal Sleeve For Enhanced Performance. Barrel Nut Allows For Easier Installation.)		K5254 K8988 K700538 ‡	2 2 2	F148 F148 F148
1982-1980	(Includes Polyurethane Bushings And Solid Metal Sleeve For Enhanced Performance. Barrel Nut Allows For Easier Installation.) (Standard Design)		K700539 ‡ K8265	2 2	F148 F148
1979-1974	(Heavy Duty Design) (Includes Polyurethane Bushings And Solid Metal Sleeve For Enhanced Performance. Barrel Nut Allows For Easier Installation.) (Standard Design)		K6629 ‡ K700535 ‡ K8266	2 2 2	F416 F416 F416
1973-1967	(Includes Polyurethane Bushings And Solid Metal Sleeve For Enhanced Performance. Barrel Nut Allows For Easier Installation.) (Standard Design)		K700531 ‡ K8097	2 2	F416 F416
Wheel Hub & Bearing Assembly					
1990-1989	4 Wheel ABS Non ABS		513076 513077	2 2	

STEERING

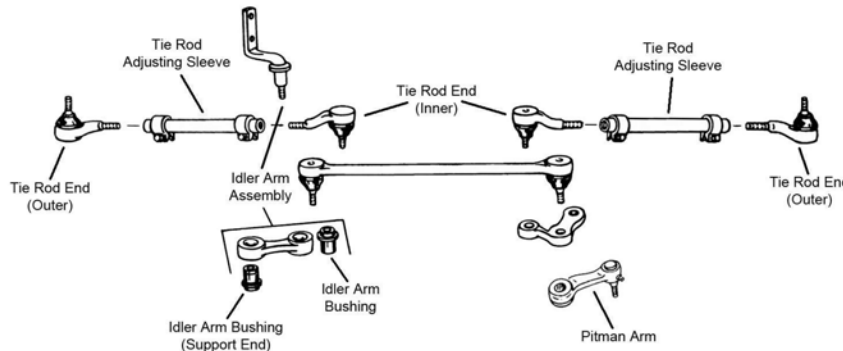


MERCURY-Cougar (Cont.)

STEERING (Cont.)



S239

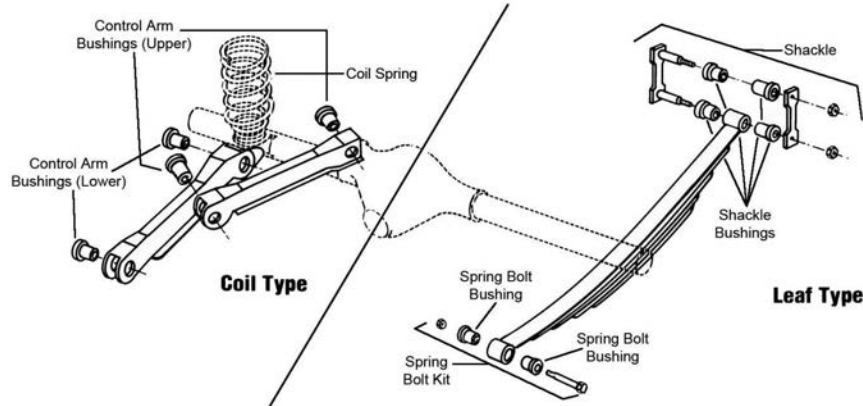


S540

Year	Model/Application	Part	P/C Qty	Figure	
Idler Arm					
1979-1974	(Powdered Metal Gusher Brg. For Better Lubrication)	K8185 ‡	1	S234	
1970-1967	Manual Steering, (Powdered Metal Gusher Brg. For Better Lubrication) Power Steering, (Powdered Metal Gusher Brg. For Better Lubrication)	K8161 ‡ K8158 ‡	1 1	S540 S540	
Idler Arm Bushing					
1979-1974	(For OE Design Idler Arm Only)	Center Link End Support End	K8103 K8094 ‡	1 1	S234 S234
1973-1971	(For OE Design Idler Arm Only)	Center Link End	K8103	1	S540
1973-1967	(For OE Design Idler Arm Only)	Support End	K8094 ‡	1	S540
1970-1967	Manual Steering, (For OE Design Idler Arm Only)	Center Link End	K8103	1	S540
Pitman Arm					
1979-1977	Power Steering, (Greaseable Socket Reduces Corrosion/Wear)	K8256 ‡	1	S234	
1976-1974	Power Steering, (Greaseable Socket Reduces Corrosion/Wear)	K8217 ‡	1	S234	
Rack & Pinion Boot Kit					
1983-1980	Ford Gear, Power Steering	K8439 K8767	2 2	S239 S239	
Steering Rack Insulator Bushing					
1990-1989	(1 Piece Design, Contains Left And Right Bushings)	K8263	1	S239	
1988-1985	(2 Piece Design, Contains Left And Right Bushings)	K8422	1	S239	
1985-1980	(1 Piece Design, Contains Left And Right Bushings)	K8263	1	S239	
Tie Rod Adjusting Sleeve					
1979-1974		ES426S	2	S234	
1973		ES426S	2	S540	
1972-1967		ES2004S	2	S540	
Tie Rod End					
1990-1989	(Powdered Metal Gusher Brg. For Better Lubrication) (Full Ball Stud Provides 360 Degrees Of Smooth Rotation)	Outer Inner	ES3004RL ‡ EV127 ‡	2 2	S239 S239
1988-1982	(Powdered Metal Gusher Brg. For Better Lubrication) (Full Ball Stud Provides 360 Degrees Of Smooth Rotation)	Outer Inner	ES2150RL ‡ EV117 ‡	2 2	S239 S239
1981	Power Steering, (Full Ball Stud Provides 360 Degrees Of Smooth Rotation)	Inner	EV117 ‡	2	S239
1981-1980	(Powdered Metal Gusher Brg. For Better Lubrication)	Outer	ES2128RL ‡	2	S239
1980	Rack & Pinion Power, (Full Ball Stud Provides 360 Degrees Of Smooth Rotation)	Inner	EV117 ‡	2	S239
1979-1974	(Powdered Metal Gusher Brg. For Better Lubrication) (Powdered Metal Gusher Brg. For Better Lubrication)	Outer Inner	ES435RL ‡ DS820 ‡	2 2	S234 S234

STEERING (Cont.)				
Year	Model/Application	Part	P/C Qty	Figure
Tie Rod End				
1973-1971	(Powdered Metal Gusher Brg. For Better Lubrication)	Inner	DS791 ‡	2 S540
1973-1970	(Powdered Metal Gusher Brg. For Better Lubrication)	Outer	ES387R ‡	2 S540
1970	(Powdered Metal Gusher Brg. For Better Lubrication)	Inner	ES387L ‡	2 S540
1969	Base Model, GT, XR-7, (Powdered Metal Gusher Brg. For Better Lubrication)	Outer	ES360RL ‡	2 S540
	Base Model, GT, XR-7, (Powdered Metal Gusher Brg. For Better Lubrication)	Inner	ES364RL ‡	2 S540
	Eliminator, (Powdered Metal Gusher Brg. For Better Lubrication)	Outer	ES387R ‡	2 S540
	Eliminator, (Powdered Metal Gusher Brg. For Better Lubrication)	Inner	ES387L ‡	2 S540
1968-1967	(Powdered Metal Gusher Brg. For Better Lubrication)	Outer	ES360RL ‡	2 S540
	(Powdered Metal Gusher Brg. For Better Lubrication)	Inner	ES364RL ‡	2 S540

REAR SUSPENSION



R310

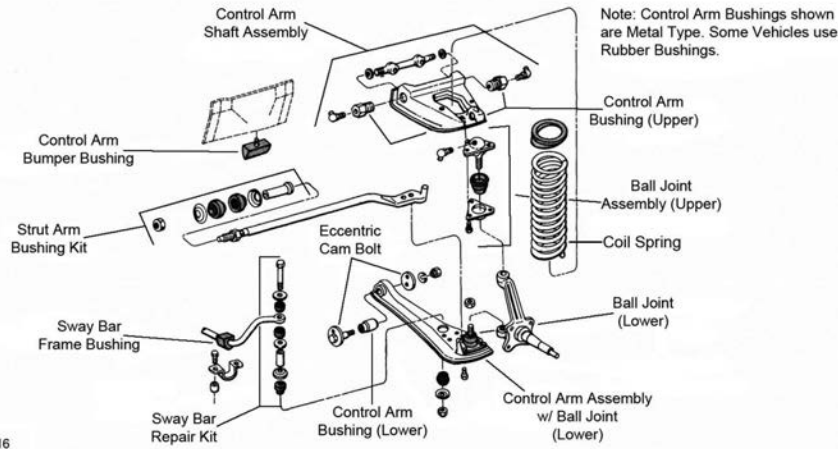
Year	Model/Application	Part	P/C Qty	Figure
Control Arm Bushing				
1990-1989		Arm To Frame Upper	K8562	2
		Arm To Knuckle, Upper	K8588	2
Control Arm Bushing Set				
1990-1989	(Contains Front And Rear Bushings)	To Frame	K8658	2
1988-1980	(Contains Front And Rear Bushings)	Upper	K8637	2 R310
1979-1974	(Contains Front And Rear Bushings)	Lower	K8135	1 R310
Leaf Spring Bolt Kit				
1969			K150237	2 R310
Leaf Spring Shackle Bushing				
1973-1971		Upper Rear	K8797	2 R310
1970-1967			K8785	4 R310
Sway Bar Bushing				
1990-1989	23.5mm Sway Bar Diameter 27mm Sway Bar Diameter, (Contains Thermoplastic Bushings And Universal Mounting Bracket, Contains Thermoplastic Bushings And Universal Mounting Bracket) 28.5mm Sway Bar Diameter, (Standard Design)	To Frame	K8799	1
		To Frame	K90402 ‡	1
		To Frame	K8798	1
Sway Bar Link				
1990-1989			K8641	2

Custom-MERCURY

STEERING				
Year	Model/Application	Part	P/C Qty	Figure
Tie Rod End				
1956-1952	3.22" Length, (Powdered Metal Gusher Brg. For Better Lubrication)	Outer	ES416L ‡	2

MERCURY-Cyclone

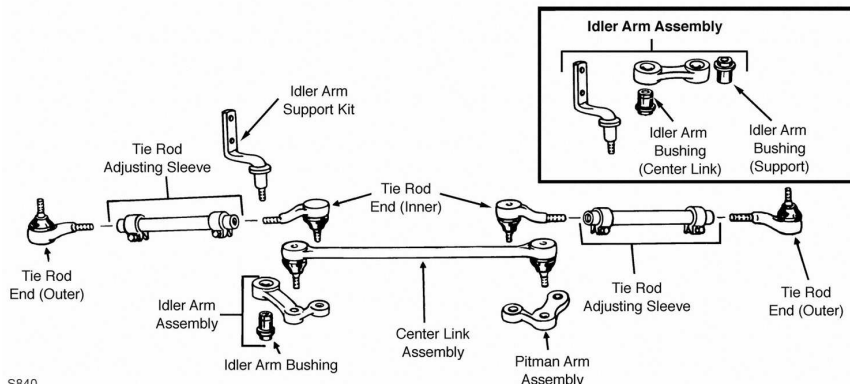
FRONT SUSPENSION



F416

Year	Model/Application	Part	P/C Qty	Figure
Ball Joint				
1971-1970	3 Bolt Mounting, Except Police Or Taxi, (Full Ball Stud Provides 360 Degrees Of Smooth Rotation)	Upper K8142 ‡	2	F416
1969-1965	4 Bolt Mounting, (Full Ball Stud Provides 360 Degrees Of Smooth Rotation)	Upper K8036 ‡	2	F416
Control Arm Bushing				
1971-1968		Lower K8132	2	F416
1967-1966	1.422" Bushing Diameter	Lower K8132	2	F416
	1.542" Bushing Diameter	Lower K8237	2	F416
Control Arm Shaft Assembly				
1965		Upper K8053	2	F416
Control Arm with Ball Joint				
1971-1970	Except Police Or Taxi, (Contains Bushing, Powdered Metal Gusher Brg. For Better Lubrication)	Lower CK8123 ‡	2	F416
	Except Police Or Taxi, (R-Series)	Lower RK8123	2	F416
1969	(R-Series)	Upper RK621369	2	
1969-1968	(Contains Bushing, Powdered Metal Gusher Brg. For Better Lubrication)	Lower CK8123 ‡	2	F416
	(R-Series)	Lower RK8123	2	F416
1967-1966	(R-Series)	Lower RK8121	2	F416
1965	(Powdered Metal Gusher Brg. For Better Lubrication)	Lower CK8035 ‡	2	F416
Strut Rod Bushing				
1965	(Improved Design)	K8122	1	F416
Strut Rod Bushing Kit				
1971-1966	(Improved Design)	K8157	1	F416
Sway Bar Bushing				
1971-1965	(Standard Design)	To Frame K5227	1	F416

STEERING



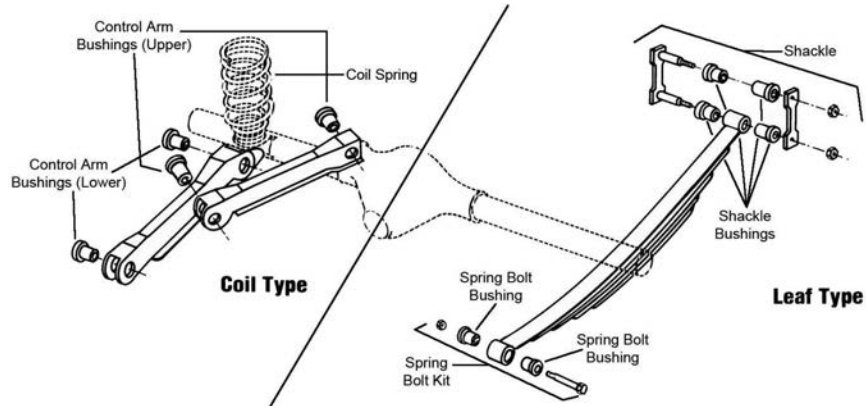
S840

S840

STEERING (Cont.)

Year	Model/Application	Part	P/C Qty	Figure
Idler Arm				
1965	(Greaseable Socket Reduces Corrosion/Wear)	K8106 ‡	1	S840
Idler Arm Bushing				
1971-1968	Manual Steering, (For OE Design Idler Arm Only)	Center Link End	K8103	1 S840
1971-1966	(For OE Design Idler Arm Only)	Support End	K8094 ‡	1 S840
1965	Manual Steering, (For OE Design Idler Arm Only)		K8094 ‡	1 S840
Tie Rod Adjusting Sleeve				
1971-1966			ES2004S	2 S840
1965	Manual Steering Power Steering Power Steering	Left	ES2004S	2 S840
		Right	ES638S	1 S840
			ES2004S	1 S840
Tie Rod End				
1971-1970	(Powdered Metal Gusher Brg. For Better Lubrication)	Outer	ES387R ‡	2 S840
1969-1967	(Powdered Metal Gusher Brg. For Better Lubrication)	Outer	ES360RL ‡	2 S840
		Inner	ES363RL ‡	2 S840
1966	(Powdered Metal Gusher Brg. For Better Lubrication)	Outer	ES359R ‡	2 S840
1965	(Powdered Metal Gusher Brg. For Better Lubrication) Manual Steering, (Powdered Metal Gusher Brg. For Better Lubrication) Power Steering, (Powdered Metal Gusher Brg. For Better Lubrication)	Outer	ES336R ‡	2 S840
		Inner	ES713 ‡	2 S840
		Right Inner	ES713 ‡	1 S840

REAR SUSPENSION

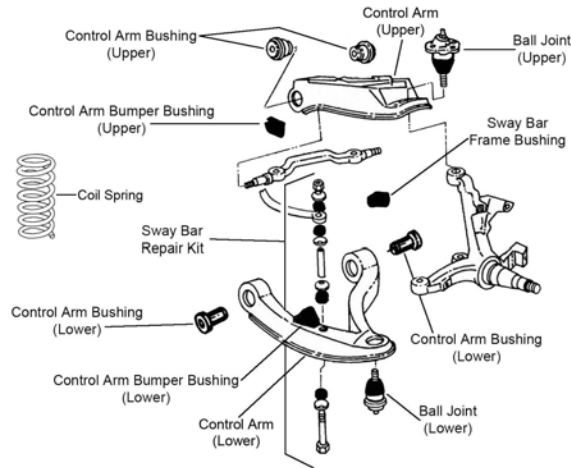


R310

Year	Model/Application	Part	P/C Qty	Figure
Leaf Spring Bolt Kit				
1965		Fixed End	K150237	2 R310
Leaf Spring Shackle Bushing				
1970-1965			K8785	4 R310

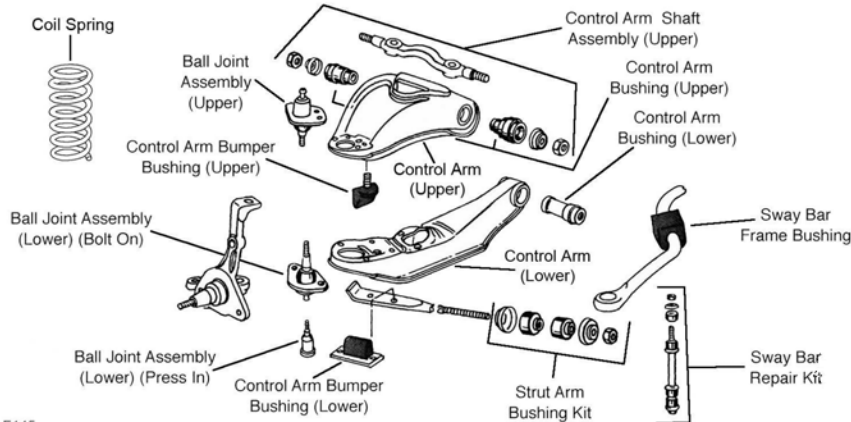
MERCURY-Grand Marquis

FRONT SUSPENSION



F144

F144



F145

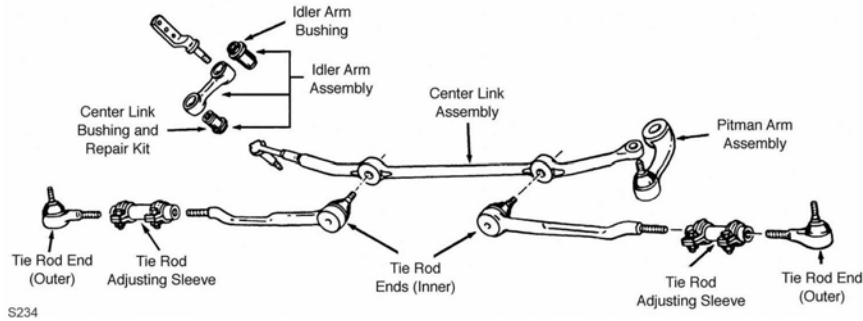
F145

Year	Model/Application	Part	P/C Qty	Figure
Ball Joint				
1990-1979	(Powdered Metal Gusher Brg. For Better Lubrication)	Upper	K8310 ‡	2 F144
	(Powdered Metal Gusher Brg. For Better Lubrication)	Lower	K8259 ‡	2 F144
1978-1975	(Powdered Metal Gusher Brg. For Better Lubrication)	Upper	K8212 ‡	2 F145
	(Press In Type, Powdered Metal Gusher Brg. For Better Lubrication)	Lower	K8197 ‡	2 F145
Control Arm Bumper Bushing				
1990-1979		Upper	K8856	2 F144
		Lower	K8855	2 F144
Control Arm Bushing				
1978-1975	Except Police, (Contains Front And Rear Bushings)	Upper	K8202	2 F145
	Except Police	Lower	K8082	2 F145
Control Arm Bushing Set				
1990-1980	For Arms With Different Size Bushings, (Contains Front And Rear Bushings, Standard Design)	Lower	K8297	2 F144
	For Arms With Same Size Bushings Front And Rear, (Contains Front And Rear Bushings)	Lower	K80029	1 F144
1990-1979	(Contains Front And Rear Bushings)	Lower	K8618 ‡	1 F144
	Except Heavy Duty Suspension, (Threaded Type, Contains Front And Rear Bushings)	Upper	K8616 ‡	1 F144
	Except Heavy Duty Suspension, (Threaded Type, Contains Front And Rear Bushings, Standard Design)	Upper	K8276	2 F144
1979		Lower	K8279	2 F144
Sway Bar Bushing				
1990-1983	1" Sway Bar Diameter	To Frame	K80092	1 F144
	1-3/16" Sway Bar Diameter	To Frame	K80095	1 F144
	15/16" Sway Bar Diameter	To Frame	K80091	1 F144
1990-1979	1-1/16" Sway Bar Diameter	To Frame	K80093	1 F144
	1-1/8" Sway Bar Diameter	To Frame	K80094	1 F144
	3/4" Sway Bar Diameter	To Frame	K80088	1 F144
	7/8" Sway Bar Diameter	To Frame	K80090	1 F144
1978-1975	1-1/16" Sway Bar Diameter	To Frame	K80093	1 F145

FRONT SUSPENSION (Cont.)

Year	Model/Application	Part	P/C Qty	Figure
Sway Bar Repair Kit				
1990-1979	(Heavy Duty Design) (Includes Polyurethane Bushings And Solid Metal Sleeve For Enhanced Performance. Barrel Nut Allows For Easier Installation.) (Standard Design)	K6629 ‡ K700535 ‡ K8266	2 2 2	F144 F144 F144
1978-1975	(Heavy Duty Design) (Includes Polyurethane Bushings And Solid Metal Sleeve For Enhanced Performance. Barrel Nut Allows For Easier Installation.) (Standard Design)	K6629 ‡ K700535 ‡ K8266	2 2 2	F145 F145 F145

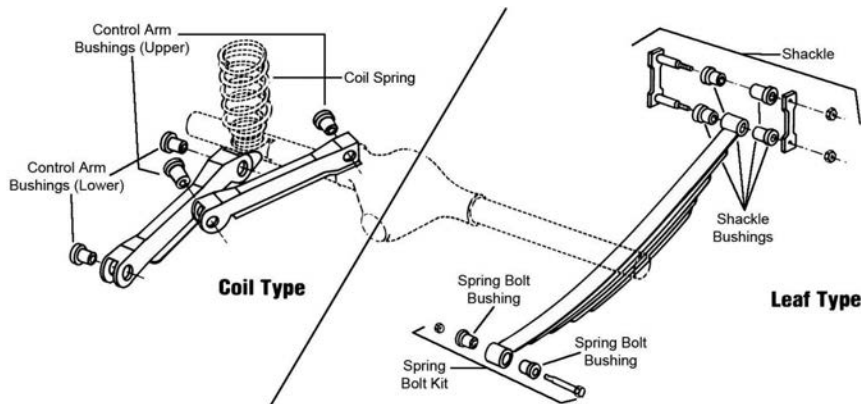
STEERING



S234

Year	Model/Application	Part	P/C Qty	Figure
Idler Arm				
1990-1979	(Includes Patented Cover Plate Design For Tighter Tolerances)	K8283 ‡	1	S234
1978-1975	(Powdered Metal Gusher Brg. For Better Lubrication)	K8189 ‡	1	S234
Idler Arm Bushing				
1990-1975	(For OE Design Idler Arm Only)	Center Link End K8103	1	S234
1979-1975	(For OE Design Idler Arm Only)	Support End K8094 ‡	1	S234
Pitman Arm				
1990-1980	(Greaseable Socket Reduces Corrosion/Wear)	K8290 ‡	1	S234
1979	(Greaseable Socket Reduces Corrosion/Wear)	K8314 ‡	1	S234
1978-1977	(Greaseable Socket Reduces Corrosion/Wear)	K8257 ‡	1	S234
1976-1975	(Greaseable Socket Reduces Corrosion/Wear)	K8213 ‡	1	S234
Tie Rod Adjusting Sleeve				
1990-1979		ES2058S	2	S234
1978-1975		ES426S	2	S234
Tie Rod End				
1990-1979	(Powdered Metal Gusher Brg. For Better Lubrication)	Outer ES3495 ‡	2	S234
	(Powdered Metal Gusher Brg. For Better Lubrication)	Inner ES3494 ‡	2	S234
1978-1975	(Powdered Metal Gusher Brg. For Better Lubrication)	Inner DS820 ‡	2	S234

REAR SUSPENSION



R310

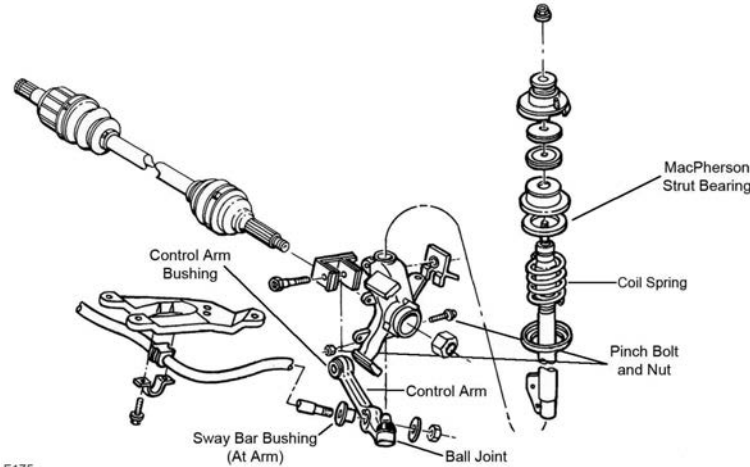
MERCURY-Grand Marquis (Cont.)

REAR SUSPENSION (Cont.)

Year	Model/Application	Part	P/C Qty	Figure
Control Arm Bushing				
1990-1979	Except Police	Lower	K200961	4 R310
1986-1979	Except Police	Upper Front	K200968	2 R310
		Upper Rear	K200961	4 R310
1978-1975	Except Police, (Contains Front And Rear Bushings)	Upper	K8136	2 R310
Control Arm Bushing Set				
1978-1975	(Contains Front And Rear Bushings)	Lower	K8135	1 R310

MERCURY-LN-7

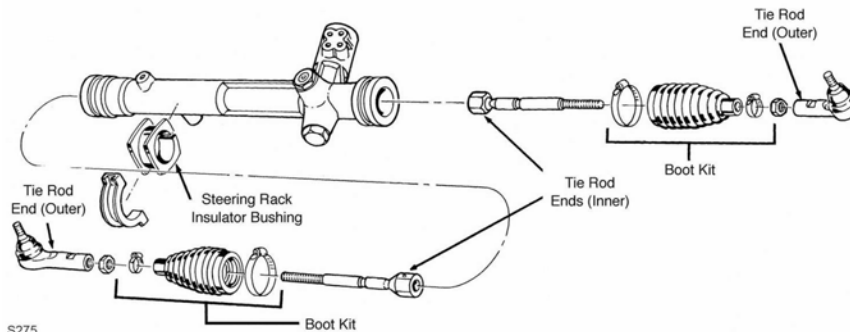
FRONT SUSPENSION



F175

Year	Model/Application	Part	P/C Qty	Figure
Control Arm Bushing				
1983-1982		Lower Outer	K8436	2 F175
Control Arm with Ball Joint				
1983-1982	(R-Series) (R-Series)	Left Lower	RK8313	1 F175
		Right Lower	RK8311	1 F175
Strut Bumper Bellows				
1983-1982	(Replacement Type, Contains Bumper)		K90460	2 F175
Sway Bar Bushing				
1983-1982	(2 Piece Bushing)	To Arm	K8763 ‡	2 F175
Wheel Hub Repair Kit				
1983	From 2/1/83		518503	2

STEERING



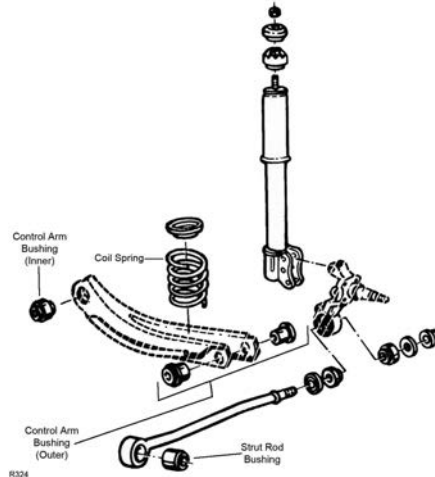
S275

Year	Model/Application	Part	P/C Qty	Figure
Rack & Pinion Boot Kit				
1983-1982	Manual Steering	Left	K8581	1 S275

STEERING (Cont.)

Year	Model/Application	Part	P/C Qty	Figure	
Steering Rack Insulator Bushing					
1983-1982	Manual Steering, (Contains Left And Right Bushings)	Right	K8419	1	S275
	Power Steering, (Contains Left And Right Bushings)	Right	K8339	1	S275
Tie Rod End					
1983-1982	(Powdered Metal Gusher Brg. For Better Lubrication)	Outer	ES2153RL ‡	2	S275
	Rack & Pinion Manual, (Full Ball Stud Provides 360 Degrees Of Smooth Rotation)	Inner	EV120 ‡	2	S275
	Rack & Pinion Power, (Full Ball Stud Provides 360 Degrees Of Smooth Rotation)	Inner	EV118 ‡	2	S275

REAR SUSPENSION

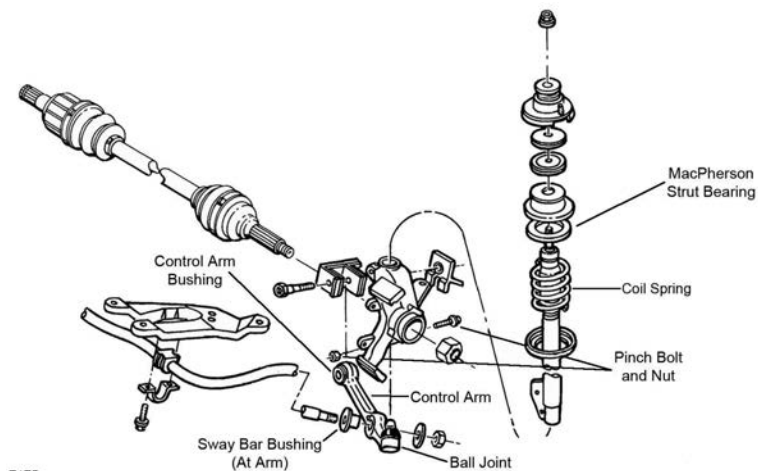


R324

Year	Model/Application	Part	P/C Qty	Figure	
Control Arm Bushing Set					
1983-1982	(Contains Driver And Passenger Side Bushings)	Arm To Knuckle	K8473	2	R324
Strut Bumper Bellows					
1983-1982	(OE Material For Strut Performance And Longevity, Contains Bumper)		K90462 ‡	2	R324
Strut Rod Bushing					
1983	Grand Sport, RS, Sport, (Contains Thermoplastic Bushing)	To Spindle	K8649 ‡	2	R324
1982	Sport, (Contains Thermoplastic Bushing)	To Spindle	K8649 ‡	2	R324

Lynx-MERCURY

FRONT SUSPENSION



F175

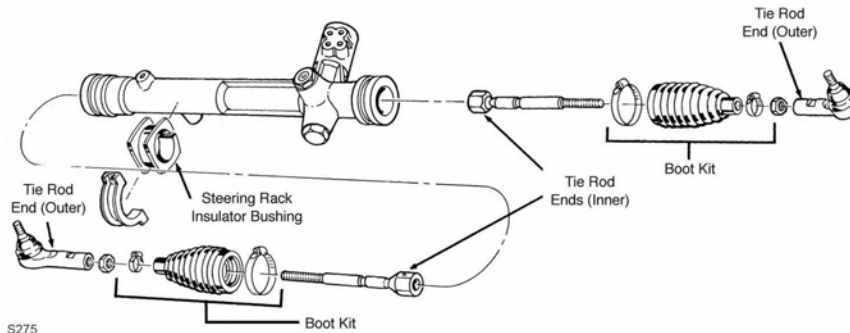
Year	Model/Application	Part	P/C Qty	Figure	
Control Arm Bushing					
1987-1984	(1 Piece Design)	Arm To Frame, Lower	K8417	2	F175
	(2 Piece Design, Design Allows Ease Of Installation)	Arm To Frame, Lower	K8612 ‡	2	F175

MERCURY-Lynx (Cont.)

FRONT SUSPENSION (Cont.)

Year	Model/Application	Part	P/C Qty	Figure
Control Arm Bushing				
1987-1981		Lower Outer	K8436	2 F175
Control Arm with Ball Joint				
1987-1984	(Contains Bushing, Powdered Metal Gusher Brg. For Better Lubrication)	Left Lower	CK8423 ‡	1 F175
	(R-Series)	Left Lower	RK8423	1 F175
	(R-Series)	Right Lower	RK8421	1 F175
1983-1981	(R-Series)	Left Lower	RK8313	1 F175
	(R-Series)	Right Lower	RK8311	1 F175
Strut Bumper Bellows				
1987-1981	(Replacement Type, Contains Bumper)		K90460	2 F175
Strut Mount				
1987-1986	(Contains Bearing) Plus or Minus 1-1/4 Degree		K8638 K8574 ‡	2 F175 2 F175
1985	From 3/1/85, (Contains Bearing) From 3/1/85, Plus or Minus 1-1/4 Degree		K8638 K8574 ‡	2 F175 2 F175
Sway Bar Bushing				
1987-1984	15/16" Sway Bar Diameter	To Frame	K8408	1 F175
1987-1981	(2 Piece Bushing)	To Arm	K8763 ‡	2 F175
Wheel Hub Repair Kit				
1987-1984			518503	2
1983	From 2/1/83		518503	2

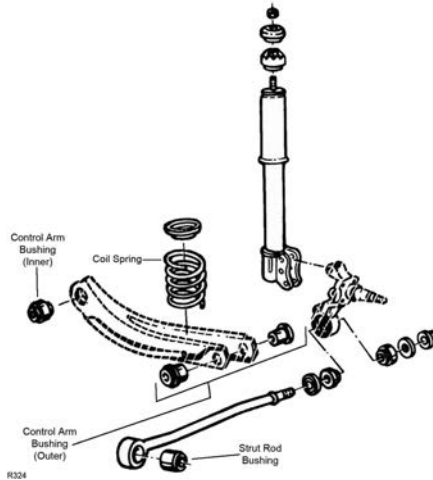
STEERING



S275

Year	Model/Application	Part	P/C Qty	Figure
Rack & Pinion Boot Kit				
1985	Manual Steering, Thru 5/85	Left	K8581	1 S275
1984-1981	Manual Steering	Left	K8581	1 S275
Steering Rack Insulator Bushing				
1987	(Contains Left And Right Bushings)	Left	K8419	1 S275
	Power Steering, (Contains Left And Right Bushings)	Left	K8461	1 S275
1986-1984	(Contains Left And Right Bushings)	Right	K8419	1 S275
1983-1981	Manual Steering, (Contains Left And Right Bushings)	Right	K8419	1 S275
	Power Steering, (Contains Left And Right Bushings)	Right	K8339	1 S275
Tie Rod End				
1987-1986	Rack & Pinion Manual, Stamping Number SMC-AW On Internally Threaded Rack, (Full Ball Stud Provides 360 Degrees Of Smooth Rotation)	Inner	EV125 ‡	2 S275
1987-1981	(Powdered Metal Gusher Brg. For Better Lubrication)	Outer	ES2153RL ‡	2 S275
	Rack & Pinion Power, (Full Ball Stud Provides 360 Degrees Of Smooth Rotation)	Inner	EV118 ‡	2 S275
1985	Rack & Pinion Manual, From 6/85, Stamping Number SMC-AW On Internally Threaded Rack, (Full Ball Stud Provides 360 Degrees Of Smooth Rotation)	Inner	EV125 ‡	2 S275
	Rack & Pinion Manual, Thru 6/85, (Full Ball Stud Provides 360 Degrees Of Smooth Rotation)	Inner	EV120 ‡	2 S275
1984-1981	Rack & Pinion Manual, (Full Ball Stud Provides 360 Degrees Of Smooth Rotation)	Inner	EV120 ‡	2 S275

REAR SUSPENSION

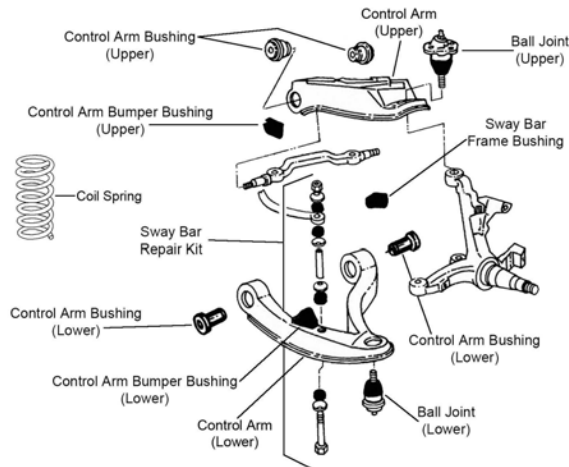


R324

Year	Model/Application	Part	P/C Qty	Figure
Control Arm Bushing Set				
1987-1981	(Contains Driver And Passenger Side Bushings)	Arm To Knuckle	K8473	2 R324
Strut Bumper Bellows				
1987-1981	(OE Material For Strut Performance And Longevity, Contains Bumper)		K90462 ‡	2 R324
Strut Rod Bushing				
1987-1981	(Contains Thermoplastic Bushing)	To Spindle	K8649 ‡	2 R324

Marquis-MERCURY

FRONT SUSPENSION

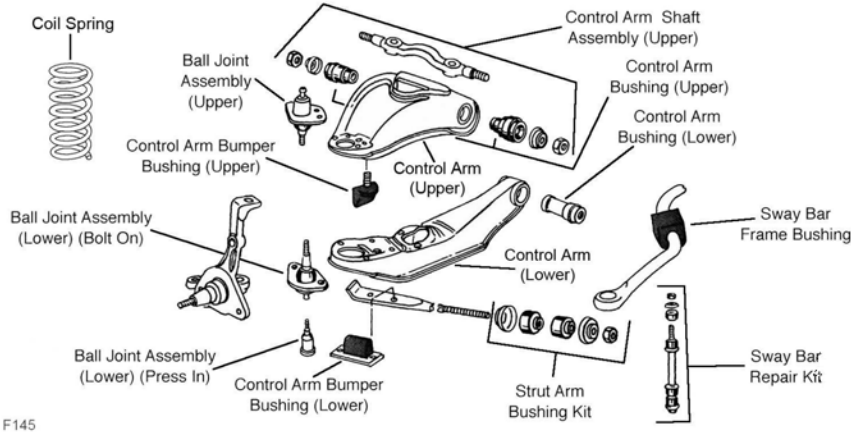


F144

F144

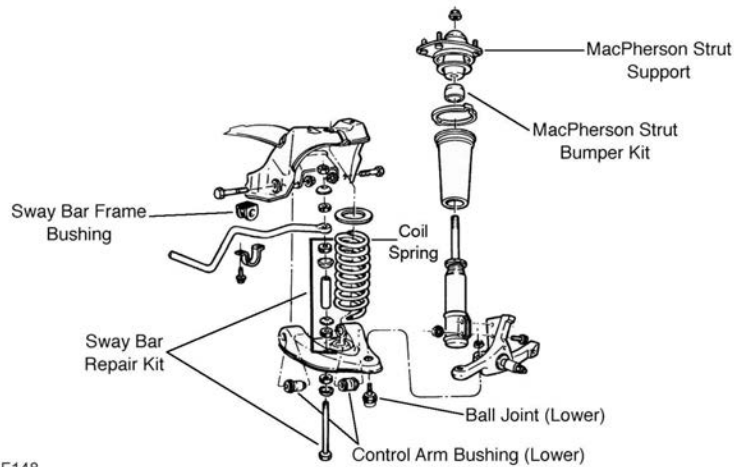
MERCURY-Marquis (Cont.)

FRONT SUSPENSION (Cont.)



F145

F145



F148

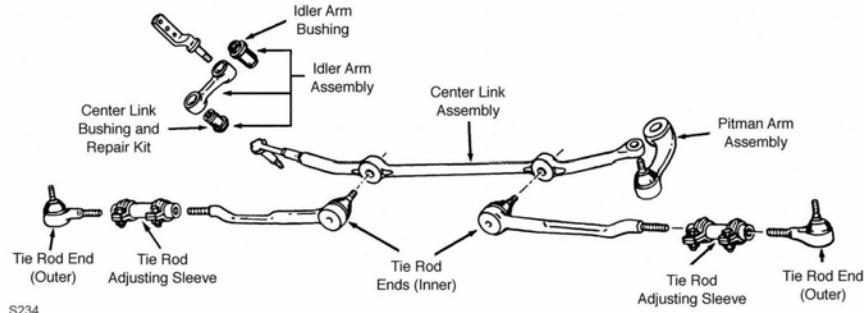
F148

Year	Model/Application	Part	P/C Qty	Figure	
Ball Joint					
1986-1979	(Powdered Metal Gusher Brg. For Better Lubrication)	Lower	K8259 ‡	2	F144, F148
1982-1979	(Powdered Metal Gusher Brg. For Better Lubrication)	Upper	K8310 ‡	2	F144
1978-1967	(Powdered Metal Gusher Brg. For Better Lubrication) (Press In Type, Powdered Metal Gusher Brg. For Better Lubrication)	Upper	K8212 ‡	2	F145
		Lower	K8197 ‡	2	F145
1972-1967	(Bolt On Type, Powdered Metal Gusher Brg. For Better Lubrication)	Lower	K8059 ‡	2	F145
Control Arm Bumper Bushing					
1986-1979		Upper	K8856	2	F144
		Lower	K8855	2	F144
Control Arm Bushing					
1986-1983	(Contains Front And Rear Bushings, Standard Design)	Lower Rear	K8289	2	F148
1978-1973	Base Model, Brougham, Except Police, (Contains Front And Rear Bushings) Base Model, Brougham, Except Police Colony Park, (Contains Front And Rear Bushings) Colony Park	Upper	K8202	2	F145
		Lower	K8082	2	F145
		Upper	K8202	2	F145
		Lower	K8082	2	F145
1972	From 3/15/72, 1.82" Length, (Contains Front And Rear Bushings) Thru 3/14/72, 1.51" Length, (Contains Front And Rear Bushings)	Upper	K8202	2	F145
		Upper	K8083	2	F145
1972-1967		Lower	K8082	2	F145
1971-1967	(Contains Front And Rear Bushings)	Upper	K8083	2	F145
Control Arm Bushing Set					
1982-1980	(Contains Front And Rear Bushings) (Contains Front And Rear Bushings, Standard Design)	Lower	K8618 ‡	1	F144
		Lower	K8297	2	F144
1982-1979	Except Heavy Duty Suspension, (Threaded Type, Contains Front And Rear Bushings) Except Heavy Duty Suspension, (Threaded Type, Contains Front And Rear Bushings, Standard Design)	Upper	K8616 ‡	1	F144
		Upper	K8276	2	F144
1979		Lower	K8279	2	F144

FRONT SUSPENSION (Cont.)

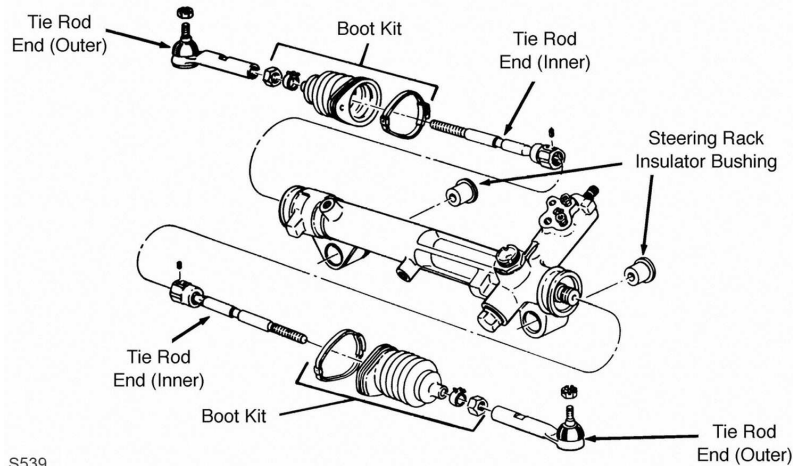
Year	Model/Application	Part	P/C Qty	Figure	
Strut Bumper Bellows					
1986-1983	(OE Material For Strut Performance And Longevity, Contains Bumper)	K90462 ‡	2	F148	
Strut Mounting Kit					
1986-1985	Except Police	K8634	2	F148	
1984-1983	(Mounting Bracket Not Included)	K8634	2	F148	
Sway Bar Bushing					
1986-1984	1-3/16" Sway Bar Diameter	To Frame	K80095	1	F148
1986-1983	1" Sway Bar Diameter	To Frame	K80092	1	F148
	1-1/16" Sway Bar Diameter	To Frame	K80093	1	F148
	1-1/8" Sway Bar Diameter	To Frame	K80094	1	F148
	15/16" Sway Bar Diameter	To Frame	K80091	1	F148
	7/8" Sway Bar Diameter	To Frame	K80090	1	F148
1982-1979	1" Sway Bar Diameter	To Frame	K80092	1	F144
	1-1/16" Sway Bar Diameter	To Frame	K80093	1	F144
	1-1/8" Sway Bar Diameter	To Frame	K80094	1	F144
	1-3/16" Sway Bar Diameter	To Frame	K80095	1	F144
	15/16" Sway Bar Diameter	To Frame	K80091	1	F144
7/8" Sway Bar Diameter	To Frame	K80090	1	F144	
1978-1969	1-1/16" Sway Bar Diameter	To Frame	K80093	1	F145
1968-1967		To Frame	K8204	1	F145
Sway Bar Repair Kit					
1986-1984	4 Cyl, (OEM Type)	K5254	2	F148	
	4 Cyl, (Optional Performance)	K8988	2	F148	
	4 Cyl, 7-1/4" Length, (Includes Polyurethane Bushings And Solid Metal Sleeve For Enhanced Performance. Barrel Nut Allows For Easier Installation.)	K700538 ‡	2	F148	
	V6 Cyl, (OEM Type)	K5254	2	F148	
	V6 Cyl, (Optional Performance)	K8988	2	F148	
	V6 Cyl, 7-1/4" Length, (Includes Polyurethane Bushings And Solid Metal Sleeve For Enhanced Performance. Barrel Nut Allows For Easier Installation.)	K700538 ‡	2	F148	
1985	302(5.0L), (Includes Polyurethane Bushings And Solid Metal Sleeve For Enhanced Performance. Barrel Nut Allows For Easier Installation.)	K700539 ‡	2	F148	
	302(5.0L), (Standard Design)	K8265	2	F148	
1983	(OEM Type)	K5254	2	F148	
	(Optional Performance)	K8988	2	F148	
	7-1/4" Length, (Includes Polyurethane Bushings And Solid Metal Sleeve For Enhanced Performance. Barrel Nut Allows For Easier Installation.)	K700538 ‡	2	F148	
1982-1980	(Heavy Duty Design)	K6629 ‡	2	F144	
	(Standard Design)	K8266	2	F144	
1982-1979	(Includes Polyurethane Bushings And Solid Metal Sleeve For Enhanced Performance. Barrel Nut Allows For Easier Installation.)	K700535 ‡	2	F144	
1979	(Heavy Duty Design)	K6629 ‡	2	F144, F145	
	(Standard Design)	K8266	2	F144, F145	
1978-1967	(Heavy Duty Design)	K6629 ‡	2	F145	
	(Includes Polyurethane Bushings And Solid Metal Sleeve For Enhanced Performance. Barrel Nut Allows For Easier Installation.)	K700535 ‡	2	F145	
	(Standard Design)	K8266	2	F145	

STEERING



MERCURY-Marquis (Cont.)

STEERING (Cont.)

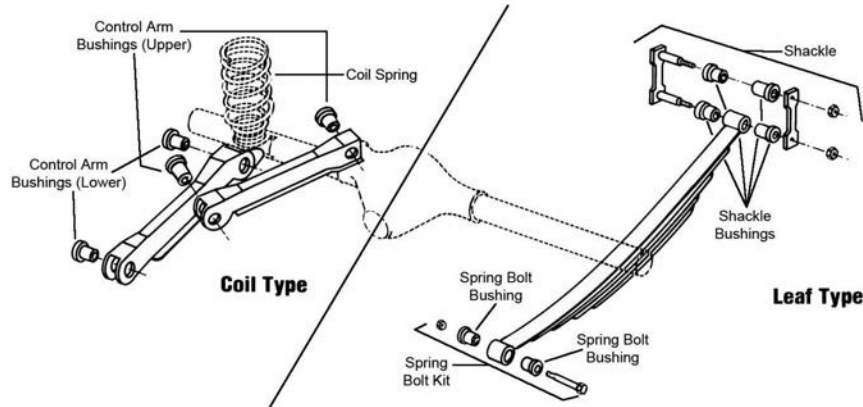


S539

S539

Year	Model/Application	Part	P/C Qty	Figure
Idler Arm				
1982-1979	(Includes Patented Cover Plate Design For Tighter Tolerances)	K8283 ‡	1	S234
1978-1969	(Powdered Metal Gusher Brg. For Better Lubrication)	K8189 ‡	1	S234
1968-1967	(Powdered Metal Gusher Brg. For Better Lubrication)	K8118 ‡	1	S234
Idler Arm Bushing				
1982-1967	(For OE Design Idler Arm Only)	Center Link End K8103	1	S234
1979-1967	(For OE Design Idler Arm Only)	Support End K8094 ‡	1	S234
Pitman Arm				
1982-1980	(Greaseable Socket Reduces Corrosion/Wear)	K8290 ‡	1	S234
1979	(Greaseable Socket Reduces Corrosion/Wear)	K8314 ‡	1	S234
1978-1977	(Greaseable Socket Reduces Corrosion/Wear)	K8257 ‡	1	S234
1976-1975	(Greaseable Socket Reduces Corrosion/Wear)	K8213 ‡	1	S234
1974-1973	(Greaseable Socket Reduces Corrosion/Wear)	K8145 ‡	1	S234
1972-1969	Power Steering, (Greaseable Socket Reduces Corrosion/Wear)	K8145 ‡	1	S234
Steering Rack Insulator Bushing				
1986-1984	(2 Piece Design, Contains Left And Right Bushings)	K8422	1	
1986-1983	(1 Piece Design, Contains Left And Right Bushings)	K8263	1	S539
Tie Rod Adjusting Sleeve				
1982-1979		ES2058S	2	S234
1978-1972	.688" - 18 Threads	ES426S	2	S234
1972-1969	Colony Park, .750" - 18 Threads	ES638S	2	S234
1972-1967	.625" - 18 Threads	ES2032S	2	S234
Tie Rod End				
1986-1983	(Powdered Metal Gusher Brg. For Better Lubrication) (Full Ball Stud Provides 360 Degrees Of Smooth Rotation)	Outer ES2150RL ‡ Inner EV117 ‡	2 2	S539 S539
1982-1979	(Powdered Metal Gusher Brg. For Better Lubrication) (Powdered Metal Gusher Brg. For Better Lubrication)	Outer ES3495 ‡ Inner ES3494 ‡	2 2	S234 S234
1978-1977	(Powdered Metal Gusher Brg. For Better Lubrication)	Outer ES435RL ‡	2	S234
1978-1974	(Powdered Metal Gusher Brg. For Better Lubrication)	Inner DS820 ‡	2	S234
1976-1975	Base Model, Base Model, Brougham, (Powdered Metal Gusher Brg. For Better Lubrication)	Outer ES435RL ‡	2	S234
1974-1973	(Powdered Metal Gusher Brg. For Better Lubrication)	Outer ES435RL ‡	2	S234
1973	From 5/14/73, (Powdered Metal Gusher Brg. For Better Lubrication) Thru 5/13/73, (Powdered Metal Gusher Brg. For Better Lubrication)	Inner DS820 ‡ Inner DS802 ‡	2 2	S234 S234
1972	13.7" From Center Of Stud To Stem End, (Powdered Metal Gusher Brg. For Better Lubrication) 3.88" From Center Of Stud To Stem End, (Powdered Metal Gusher Brg. For Better Lubrication) From 8/8/72, (Powdered Metal Gusher Brg. For Better Lubrication) Thru 8/7/72, (Powdered Metal Gusher Brg. For Better Lubrication)	Inner DS802 ‡ Outer ES379RL ‡ Outer ES435RL ‡ Inner ES727 ‡	2 2 2 2	S234 S234 S234 S234
1971-1969	(Powdered Metal Gusher Brg. For Better Lubrication)	Outer ES379RL ‡	2	S234
1971-1967	(Powdered Metal Gusher Brg. For Better Lubrication)	Inner ES727 ‡	2	S234
1968-1967	(Powdered Metal Gusher Brg. For Better Lubrication)	Outer ES351RL ‡	2	S234

REAR SUSPENSION



R310

Year	Model/Application	Part	P/C Qty	Figure
Control Arm Bushing				
1982-1979	Except Police Except Police	Upper Front Upper Rear	K200968 K200961	2 4 R310 R310
1978-1967	Except Police, (Contains Front And Rear Bushings)	Upper	K8136	2 R310
Control Arm Bushing Set				
1978-1977	(Contains Front And Rear Bushings)	Lower	K8135	1 R310
1976-1975	Base Model, Base Model, Brougham, (Contains Front And Rear Bushings)	Lower	K8135	1 R310
1974-1967	(Contains Front And Rear Bushings)	Lower	K8135	1 R310

Medalist-MERCURY

FRONT SUSPENSION

Year	Model/Application	Part	P/C Qty	Figure
Ball Joint				
1958	(Powdered Metal Gusher Brg. For Better Lubrication)	Upper	K8212 ‡	2
Control Arm Bushing Set				
1958	(Contains Front And Rear Bushings)	Lower	K8068	2
1956	(Contains Front And Rear Bushings)	Upper	K321	1

STEERING

Year	Model/Application	Part	P/C Qty	Figure
Tie Rod End				
1958	3.22" Length, (Powdered Metal Gusher Brg. For Better Lubrication)	Outer	ES416L ‡	2
1956	3.22" Length, (Powdered Metal Gusher Brg. For Better Lubrication)	Outer	ES416L ‡	2

Mercury-MERCURY

FRONT SUSPENSION

Year	Model/Application	Part	P/C Qty	Figure
King Bolt Set				
1948-1942	.8120" X 5.860", (Contains Metal Bushing) .822" X 5.860", (Contains Metal Bushing, Oversize, One Keyway)	8350B 8440B	1 1	

STEERING

Year	Model/Application	Part	P/C Qty	Figure
Tie Rod Adjusting Sleeve				
1949		ES2004S	2	
Tie Rod End				
1951-1949	3.22" Length, (Powdered Metal Gusher Brg. For Better Lubrication)	Outer	ES416L ‡	2
1948-1939	3.22" Length, (Powdered Metal Gusher Brg. For Better Lubrication)	Left Outer	ES416L ‡	1
	3.22" Length, (Powdered Metal Gusher Brg. For Better Lubrication)	Right Outer	ES416R ‡	1
	3.22" Length, (Powdered Metal Gusher Brg. For Better Lubrication)	Drag Link End	ES416L ‡	1

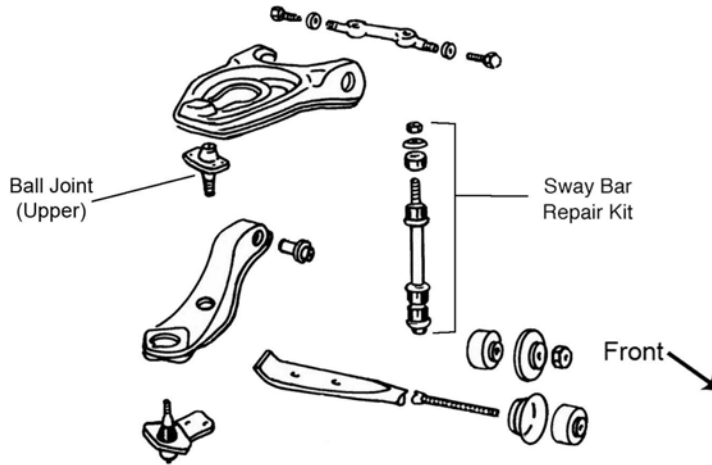
MERCURY-Mercury (Cont.)

REAR SUSPENSION

Year	Model/Application	Part	P/C Qty	Figure
Leaf Spring Bushing				
1949	Fixed End	K200955	4	
Leaf Spring Shackle Bushing				
1949		K200955	8	

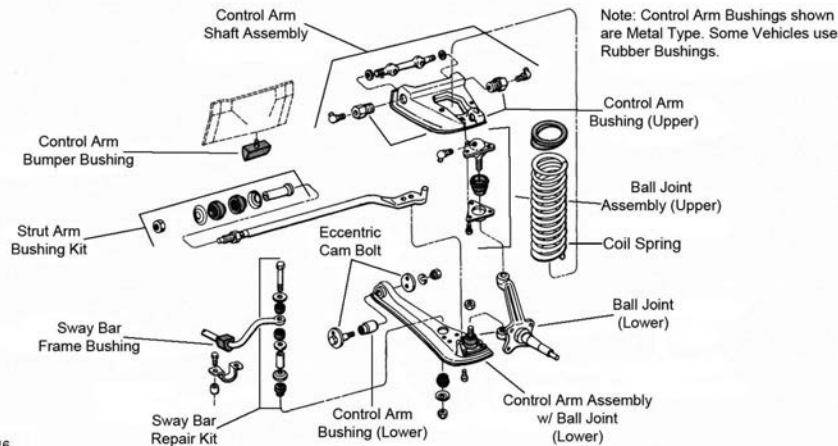
MERCURY-Meteor

FRONT SUSPENSION



F158

F158

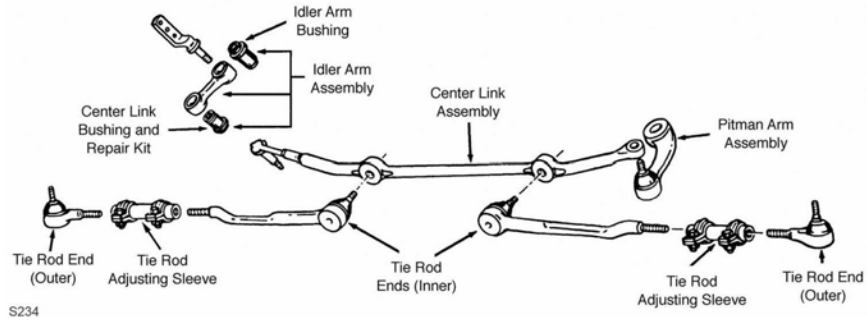


F416

F416

Year	Model/Application	Part	P/C Qty	Figure
Ball Joint				
1963-1962	4 Bolt Mounting, (Full Ball Stud Provides 360 Degrees Of Smooth Rotation)	Upper	K8036 ‡	2 F158
1961	600, 800, (Powdered Metal Gusher Brg. For Better Lubrication)	Upper	K8212 ‡	2
Sway Bar Repair Kit				
1963-1962	(Includes Polyurethane Bushings And Solid Metal Sleeve For Enhanced Performance. Barrel Nut Allows For Easier Installation.) (Standard Design) Conventional Power Steering, (Heavy Duty Design) Conventional Power Steering, (Standard Design) Conventional Power Steering, 5.5" Length, (Includes Polyurethane Bushings And Solid Metal Sleeve For Enhanced Performance. Barrel Nut Allows For Easier Installation.)		K700531 ‡ K8097 K8989 ‡ K5255 K700528 ‡	2 2 2 2 1 F416
1961	600, 800, (Heavy Duty Design) 600, 800, (Standard Design) 600, 800, 5.5" Length, (Includes Polyurethane Bushings And Solid Metal Sleeve For Enhanced Performance. Barrel Nut Allows For Easier Installation.)		K8989 ‡ K5255 K700528 ‡	2 2 1

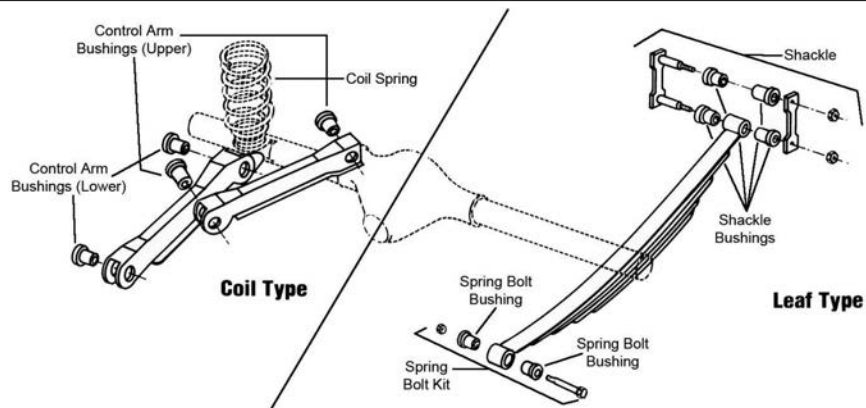
STEERING



S234

Year	Model/Application	Part	P/C Qty	Figure
Tie Rod Adjusting Sleeve				
1963-1962	Manual Steering Power Steering	ES2032S ES2004S	2 2	S234 S234
1961	600, 800	ES2004S	2	
Tie Rod End				
1961	600, Conventional Manual Steering, (Powdered Metal Gusher Brg. For Better Lubrication) 800, (Powdered Metal Gusher Brg. For Better Lubrication)	Outer ES285RL ‡ Outer ES285RL ‡	2 2	

REAR SUSPENSION

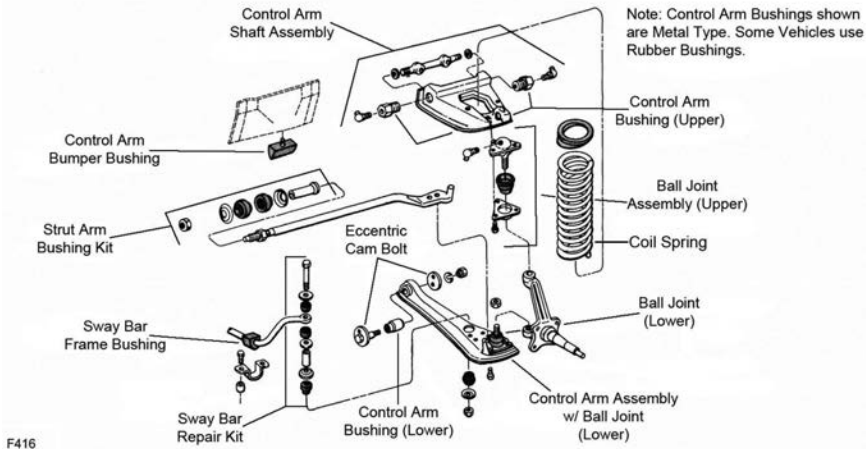


R310

Year	Model/Application	Part	P/C Qty	Figure
Leaf Spring Bushing				
1963-1962		Fixed End K200956	4	R310
Leaf Spring Shackle Bushing				
1963-1962		Upper K8785 Lower K200956	2 4	R310 R310
1961	600, 800	K200959	8	R310

MERCURY-Monarch

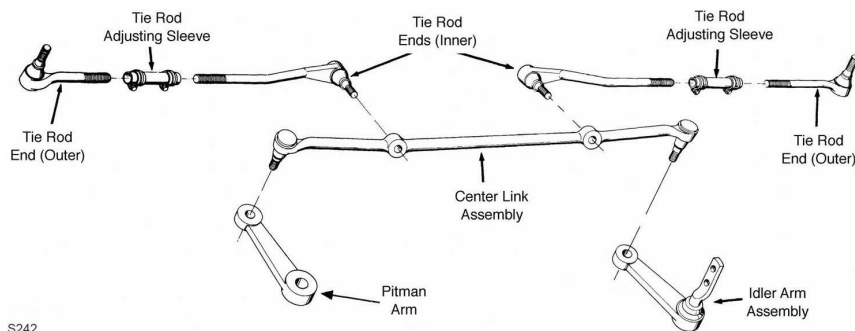
FRONT SUSPENSION



F416

Year	Model/Application	Part	P/C Qty	Figure
Control Arm Bushing				
1980-1975	(Contains Front And Rear Bushings) 1.422" Bushing Diameter 1.542" Bushing Diameter	Upper Lower Lower	2 2 2	F416 F416 F416
Control Arm with Ball Joint				
1980-1975	(Contains Bushing, Powdered Metal Gusher Brg. For Better Lubrication) (R-Series)	Lower Lower	2 2	F416 F416
Strut Rod Bushing Kit				
1980-1975	(Improved Design)	K8157	1	F416
Sway Bar Bushing				
1980-1975	1 1/16" Sway Bar Diameter, (Standard Design)	To Frame	K5227	1 F416
Sway Bar Repair Kit				
1980-1975	(Heavy Duty Design) (Standard Design) 5.5" Length, (Includes Polyurethane Bushings And Solid Metal Sleeve For Enhanced Performance. Barrel Nut Allows For Easier Installation.)	K8989 ‡ K5255 K700528 ‡	2 2 2	F416 F416 F416

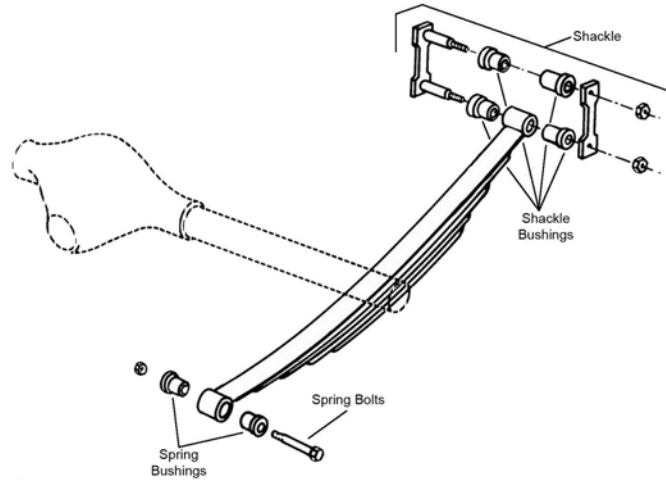
STEERING



S242

Year	Model/Application	Part	P/C Qty	Figure	
Idler Arm					
1980-1975	(Powdered Metal Gusher Brg. For Better Lubrication)	K8245 ‡	1	S242	
Idler Arm Bushing					
1980-1975	(For OE Design Idler Arm Only)	Center Link End	K8103	1	
Tie Rod Adjusting Sleeve					
1980-1975		ES426S	2	S242	
Tie Rod End					
1980-1975	(Powdered Metal Gusher Brg. For Better Lubrication) (Powdered Metal Gusher Brg. For Better Lubrication)	Outer Inner	ES445RL ‡ ES436RL ‡	2 2	S242 S242

REAR SUSPENSION

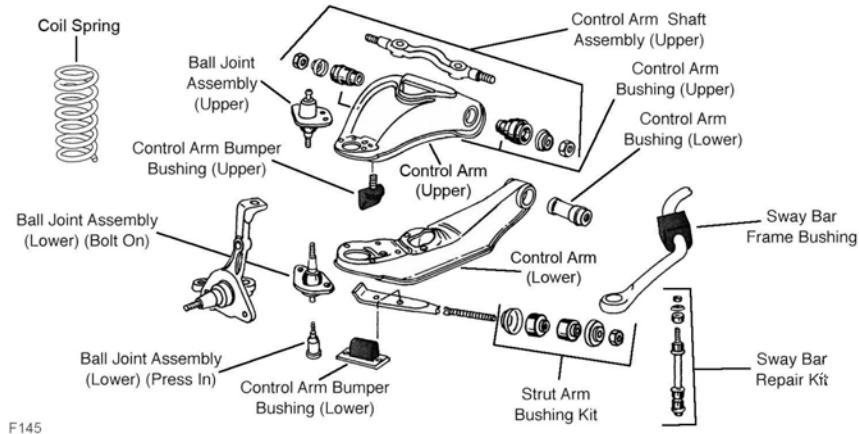


R309

Year	Model/Application	Part	P/C Qty	Figure
Leaf Spring Bolt				
1980-1975		K150355	2	R309
Leaf Spring Shackle Bushing				
1980-1975	Lower	K201008	4	R309

Montclair-MERCURY

FRONT SUSPENSION



F145

Year	Model/Application	Part	P/C Qty	Figure	
Ball Joint					
1964	(Powdered Metal Gusher Brg. For Better Lubrication)	Upper	K8212 ‡	2	
1960-1959	(Powdered Metal Gusher Brg. For Better Lubrication)	Upper	K8212 ‡	2	
1958	Base Model, (Powdered Metal Gusher Brg. For Better Lubrication)	Upper	K8212 ‡	2	
1957	(Powdered Metal Gusher Brg. For Better Lubrication)	Upper	K8212 ‡	2	
Control Arm Bushing Set					
1960-1957	(Contains Front And Rear Bushings)	Lower	K8068	2	
1955	(Contains Front And Rear Bushings)	Upper	K321	1	
Sway Bar Repair Kit					
1968-1965	(Heavy Duty Design) (Includes Polyurethane Bushings And Solid Metal Sleeve For Enhanced Performance. Barrel Nut Allows For Easier Installation.) (Standard Design)		K6629 ‡ K700535 ‡ K8266	2 2 2	F145 F145 F145

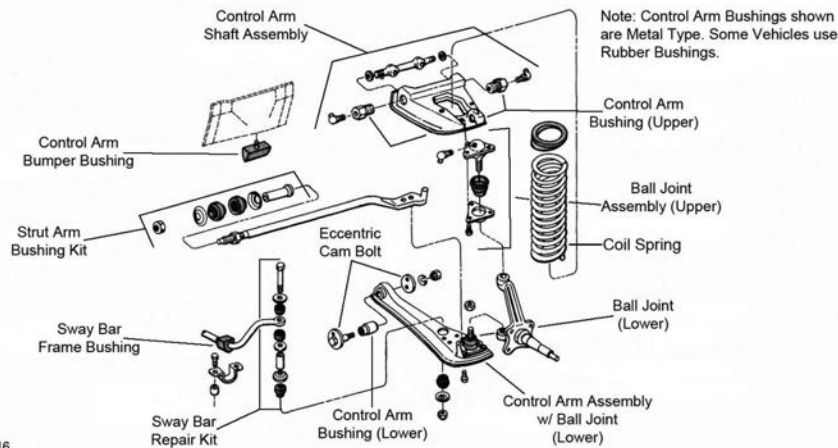
MERCURY-Montclair (Cont.)

STEERING

Year	Model/Application	Part	P/C Qty	Figure
Idler Arm				
1968-1965	(Powdered Metal Gusher Brg. For Better Lubrication)	K8118 ‡	1	
Idler Arm Bushing				
1968-1965	(For OE Design Idler Arm Only)	Center Link End	K8103	1
1964	(For OE Design Idler Arm Only)	Center Link End	K8042	1
Tie Rod Adjusting Sleeve				
1968-1965		ES2032S	2	
1964	11/16" - 18 Thread, 4.72" Length	ES2004S	1	
Tie Rod End				
1968-1965	(Powdered Metal Gusher Brg. For Better Lubrication) (Powdered Metal Gusher Brg. For Better Lubrication) (Powdered Metal Gusher Brg. For Better Lubrication)	Left Outer	ES351RL ‡	1
		Right Outer	ES351RL ‡	1
		Inner	ES727 ‡	2
1964	(Powdered Metal Gusher Brg. For Better Lubrication) (Powdered Metal Gusher Brg. For Better Lubrication)	Left Outer	ES285RL ‡	1
		Right Outer	ES285RL ‡	1
1958-1955	3.22" Length, (Powdered Metal Gusher Brg. For Better Lubrication)	Outer	ES416L ‡	2

MERCURY-Montego

FRONT SUSPENSION



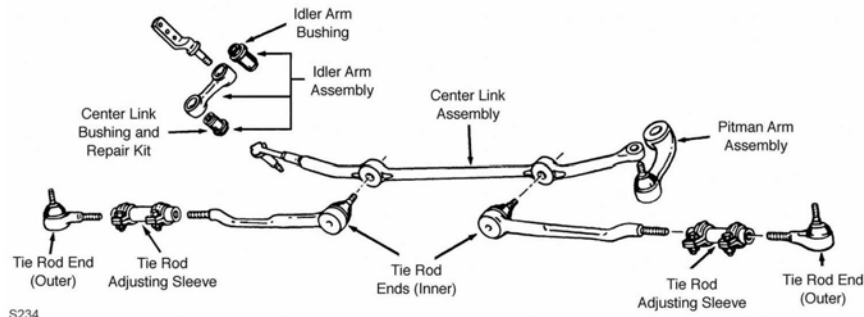
F416

Year	Model/Application	Part	P/C Qty	Figure
Ball Joint				
1976-1972	(Powdered Metal Gusher Brg. For Better Lubrication) (Press In Type, Powdered Metal Gusher Brg. For Better Lubrication)	Upper	K8212 ‡	2
		Lower	K8197 ‡	2
1972	(Bolt On Type, Powdered Metal Gusher Brg. For Better Lubrication)	Lower	K8059 ‡	2
1971-1970	3 Bolt Mounting, Except Police Or Taxi, (Full Ball Stud Provides 360 Degrees Of Smooth Rotation)	Upper	K8142 ‡	2
1969-1968	4 Bolt Mounting, (Full Ball Stud Provides 360 Degrees Of Smooth Rotation)	Upper	K8036 ‡	2
Control Arm Bushing				
1976-1973	Except Police, 1.82" Length, (Contains Front And Rear Bushings)	Upper	K8202	2
1976-1972	Except Police Or Taxi	Lower	K8082	2
1972	Except Police Or Taxi, From 3/15/72, 1.82" Length, (Contains Front And Rear Bushings) Except Police Or Taxi, Thru 3/14/72, 1.51" Length, (Contains Front And Rear Bushings)	Upper	K8202	2
		Upper	K8083	2
1971-1968	1.422" Bushing Diameter 1.542" Bushing Diameter	Lower	K8132	2
		Lower	K8237	2
Control Arm Bushing Set				
1971-1968	(Contains Front And Rear Bushings)	Upper	K8278	2
Control Arm Shaft Assembly				
1971-1968	(Standard Design)	Upper	K8131	2
Control Arm with Ball Joint				
1971-1970	Except Police Or Taxi, (Contains Bushing, Powdered Metal Gusher Brg. For Better Lubrication) Except Police Or Taxi, (R-Series)	Lower	CK8123 ‡	2
		Lower	RK8123	2
1969	(R-Series)	Upper	RK621369	2
1969-1968	(Contains Bushing, Powdered Metal Gusher Brg. For Better Lubrication)	Lower	CK8123 ‡	2

FRONT SUSPENSION (Cont.)

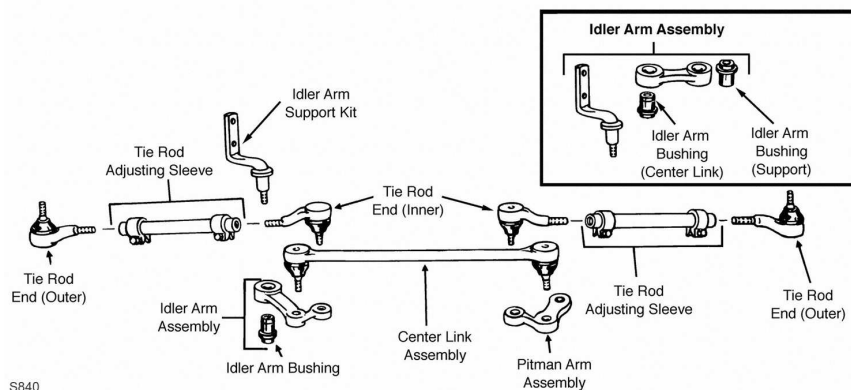
Year	Model/Application	Part	P/C Qty	Figure	
Control Arm with Ball Joint					
1969-1968 (Cont.)	(R-Series) Lower	RK8123	2	F416	
Strut Rod Bushing Kit					
1976-1972	(Improved Design)	K8207	1	F416	
1971-1968	(Improved Design)	K8157	1	F416	
Sway Bar Bushing					
1976-1972	1-1/16" Sway Bar Diameter To Frame	K80093	1	F416	
1971-1968	11/16" Sway Bar Diameter, (Contains Bracket, Contains Thermoplastic Bushings And Universal Mounting Bracket) 5/8" Sway Bar Diameter, 11/16" Sway Bar Diameter, (Standard Design)	To Frame	K7322 ‡	1	F416
		To Frame	K5227	1	F416
Sway Bar Repair Kit					
1976-1972	(Heavy Duty Design) (Includes Polyurethane Bushings And Solid Metal Sleeve For Enhanced Performance. Barrel Nut Allows For Easier Installation.) (Standard Design)	K6629 ‡	2	F416	
		K700535 ‡	2	F416	
		K8266	2	F416	
1971-1968	(Includes Polyurethane Bushings And Solid Metal Sleeve For Enhanced Performance. Barrel Nut Allows For Easier Installation.) (Standard Design)	K700531 ‡	2	F416	
		K8097	2	F416	

STEERING



S234

S234



S840

S840

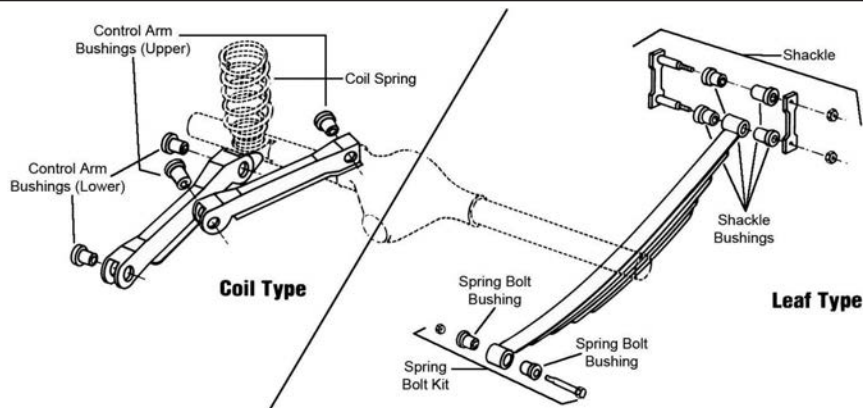
Year	Model/Application	Part	P/C Qty	Figure	
Idler Arm					
1976-1972	(Powdered Metal Gusher Brg. For Better Lubrication)	K8185 ‡	1	S234	
1969-1968	(Powdered Metal Gusher Brg. For Better Lubrication)	K8159 ‡	1	S840	
Idler Arm Bushing					
1976-1975	(For OE Design Idler Arm Only)	Center Link End K8103	1	S234	
1974-1972	(For OE Design Idler Arm Only) Manual Steering, (For OE Design Idler Arm Only)	Support End	K8094 ‡	1	S234
		Center Link End	K8103	1	S234
1971-1968	(For OE Design Idler Arm Only) Manual Steering, (For OE Design Idler Arm Only)	Support End	K8094 ‡	1	S840
		Center Link End	K8103	1	S840
Pitman Arm					
1976-1972	Power Steering, (Greaseable Socket Reduces Corrosion/Wear)	K8217 ‡	1	S234	
Tie Rod Adjusting Sleeve					
1976-1972	Except Police Or Taxi	ES426S	2	S234	

MERCURY-Montego (Cont.)

STEERING (Cont.)

Year	Model/Application	Part	P/C Qty	Figure	
Tie Rod Adjusting Sleeve					
1971-1968	Except Police Or Taxi	ES2004S	2	S840	
Tie Rod End					
1976-1974	(Powdered Metal Gusher Brg. For Better Lubrication)	Inner	DS820 ‡	2	S234
1976-1972	(Powdered Metal Gusher Brg. For Better Lubrication)	Outer	ES435RL ‡	2	S234
1973	Except Police Or Taxi, Thru 3/14/73, (Powdered Metal Gusher Brg. For Better Lubrication) From 3/14/73, (Powdered Metal Gusher Brg. For Better Lubrication)	Inner	DS802 ‡	2	S234
		Inner	DS820 ‡	2	S234
1972	Except Police Or Taxi, (Powdered Metal Gusher Brg. For Better Lubrication)	Inner	DS802 ‡	2	S234
1971-1970	(Powdered Metal Gusher Brg. For Better Lubrication) (Powdered Metal Gusher Brg. For Better Lubrication)	Outer	ES387R ‡	2	S840
		Inner	DS791 ‡	2	S840
1969-1968	(Powdered Metal Gusher Brg. For Better Lubrication) (Powdered Metal Gusher Brg. For Better Lubrication)	Outer	ES360RL ‡	2	S840
		Inner	ES363RL ‡	2	S840

REAR SUSPENSION

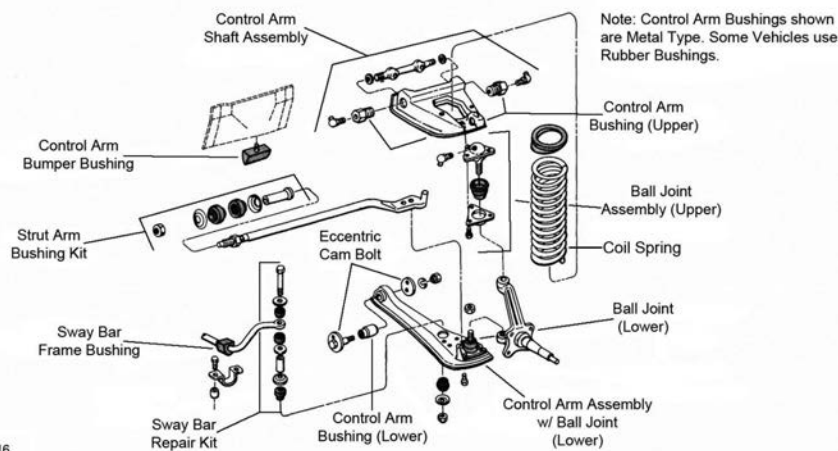


R310

Year	Model/Application	Part	P/C Qty	Figure	
Control Arm Bushing Set					
1976-1972	(Contains Front And Rear Bushings)	Lower	K8135	1	R310
Leaf Spring Shackle Bushing					
1970-1968			K8785	4	R310

MERCURY-Montego MX

FRONT SUSPENSION



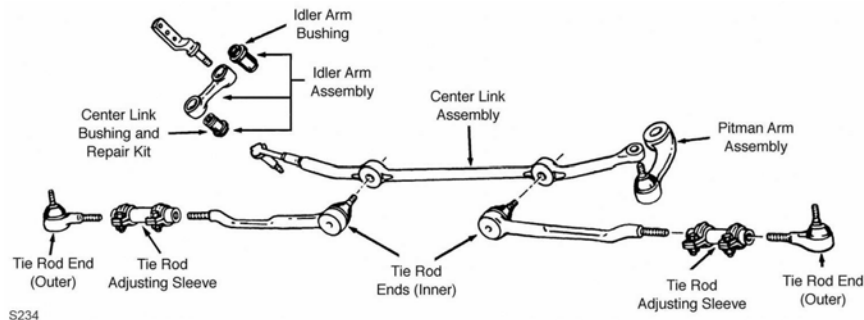
F416

Year	Model/Application	Part	P/C Qty	Figure	
Ball Joint					
1976-1972	(Powdered Metal Gusher Brg. For Better Lubrication) (Press In Type, Powdered Metal Gusher Brg. For Better Lubrication)	Upper	K8212 ‡	2	F416
		Lower	K8197 ‡	2	F416
1972	(Bolt On Type, Powdered Metal Gusher Brg. For Better Lubrication)	Lower	K8059 ‡	2	F416

FRONT SUSPENSION (Cont.)

Year	Model/Application	Part	P/C Qty	Figure
Ball Joint				
1971-1970	3 Bolt Mounting, Except Police Or Taxi, (Full Ball Stud Provides 360 Degrees Of Smooth Rotation)	Upper K8142 ‡	2	F416
1969-1968	4 Bolt Mounting, (Full Ball Stud Provides 360 Degrees Of Smooth Rotation)	Upper K8036 ‡	2	F416
Control Arm Bushing				
1976-1973	Except Police, 1.82" Length, (Contains Front And Rear Bushings)	Upper K8202	2	F416
1976-1972	Except Police Or Taxi	Lower K8082	2	F416
1972	Except Police Or Taxi, From 3/15/72, 1.82" Length, (Contains Front And Rear Bushings)	Upper K8202	2	F416
	Except Police Or Taxi, Thru 3/14/72, 1.51" Length, (Contains Front And Rear Bushings)	Upper K8083	2	F416
1971-1968	1.422" Bushing Diameter	Lower K8132	2	F416
	1.542" Bushing Diameter	Lower K8237	2	F416
Control Arm Bushing Set				
1971-1968	(Contains Front And Rear Bushings)	Upper K8278	2	F416
Control Arm Shaft Assembly				
1971-1968	(Standard Design)	Upper K8131	2	F416
Control Arm with Ball Joint				
1971-1970	Except Police Or Taxi, (Contains Bushing, Powdered Metal Gusher Brg. For Better Lubrication)	Lower CK8123 ‡	2	F416
	Except Police Or Taxi, (R-Series)	Lower RK8123	2	F416
1969	(R-Series)	Upper RK621369	2	
1969-1968	(Contains Bushing, Powdered Metal Gusher Brg. For Better Lubrication)	Lower CK8123 ‡	2	F416
	(R-Series)	Lower RK8123	2	F416
Strut Rod Bushing Kit				
1976-1972	(Improved Design)	K8207	1	F416
1971-1968	(Improved Design)	K8157	1	F416
Sway Bar Bushing				
1976-1972	1-1/16" Sway Bar Diameter	To Frame K80093	1	F416
1971-1968	11/16" Sway Bar Diameter, (Contains Bracket, Contains Thermoplastic Bushings And Universal Mounting Bracket)	To Frame K7322 ‡	1	F416
	5/8" Sway Bar Diameter, 11/16" Sway Bar Diameter, (Standard Design)	To Frame K5227	1	F416
Sway Bar Repair Kit				
1976-1972	(Heavy Duty Design) (Includes Polyurethane Bushings And Solid Metal Sleeve For Enhanced Performance. Barrel Nut Allows For Easier Installation.) (Standard Design)	K6629 ‡ K700535 ‡	2 2	F416 F416
		K8266	2	F416
1971-1968	(Includes Polyurethane Bushings And Solid Metal Sleeve For Enhanced Performance. Barrel Nut Allows For Easier Installation.) (Standard Design)	K700531 ‡	2	F416
		K8097	2	F416

STEERING

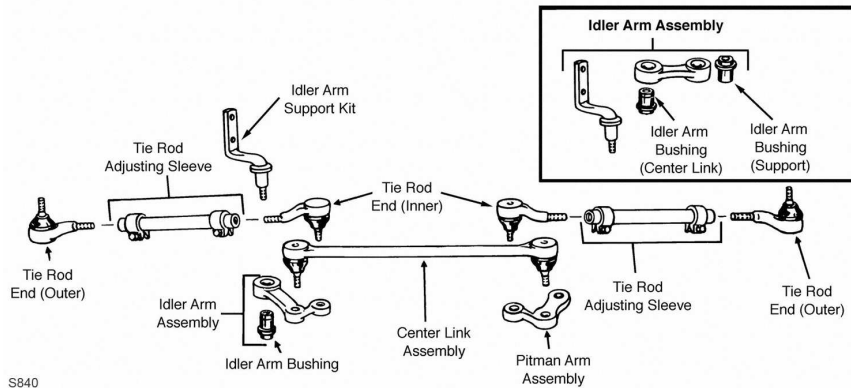


S234

S234

MERCURY-Montego MX (Cont.)

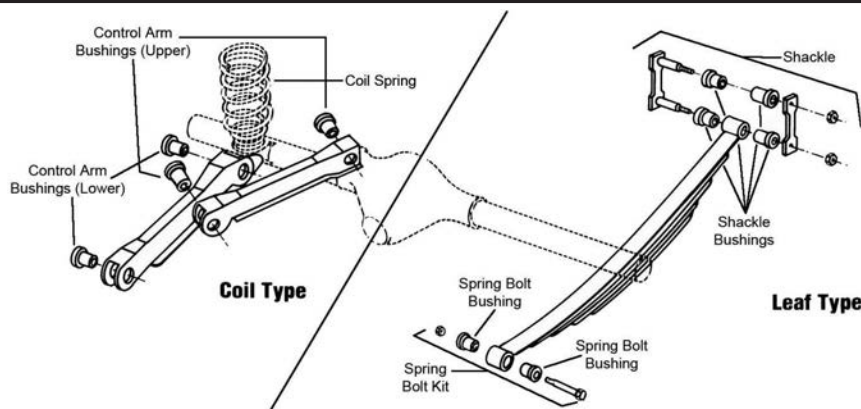
STEERING (Cont.)



S840

Year	Model/Application	Part	P/C Qty	Figure
Idler Arm				
1976-1972	(Powdered Metal Gusher Brg. For Better Lubrication)	K8185 ‡	1	S234
1969-1968	(Powdered Metal Gusher Brg. For Better Lubrication)	K8159 ‡	1	S840
Idler Arm Bushing				
1976-1975	(For OE Design Idler Arm Only)	Center Link End K8103	1	S234
1974-1972	(For OE Design Idler Arm Only) Manual Steering, (For OE Design Idler Arm Only)	Support End K8094 ‡	1	S234
		Center Link End K8103	1	S234
1971-1968	(For OE Design Idler Arm Only) Manual Steering, (For OE Design Idler Arm Only)	Support End K8094 ‡	1	S840
		Center Link End K8103	1	S840
Pitman Arm				
1976-1972	Power Steering, (Greaseable Socket Reduces Corrosion/Wear)	K8217 ‡	1	S234
Tie Rod Adjusting Sleeve				
1976-1972	Except Police Or Taxi	ES426S	2	S234
1971-1968	Except Police Or Taxi	ES2004S	2	S840
Tie Rod End				
1976-1974	(Powdered Metal Gusher Brg. For Better Lubrication)	Inner DS820 ‡	2	S234
1976-1972	(Powdered Metal Gusher Brg. For Better Lubrication)	Outer ES435RL ‡	2	S234
1973	Except Police Or Taxi, Thru 3/14/73, (Powdered Metal Gusher Brg. For Better Lubrication) From 3/14/73, (Powdered Metal Gusher Brg. For Better Lubrication)	Inner DS802 ‡	2	S234
		Inner DS820 ‡	2	S234
1972	Except Police Or Taxi, (Powdered Metal Gusher Brg. For Better Lubrication)	Inner DS802 ‡	2	S234
1971-1970	(Powdered Metal Gusher Brg. For Better Lubrication) (Powdered Metal Gusher Brg. For Better Lubrication)	Outer ES387R ‡	2	S840
		Inner DS791 ‡	2	S840
1969-1968	(Powdered Metal Gusher Brg. For Better Lubrication) (Powdered Metal Gusher Brg. For Better Lubrication)	Outer ES360RL ‡	2	S840
		Inner ES363RL ‡	2	S840

REAR SUSPENSION



R310

Year	Model/Application	Part	P/C Qty	Figure
Control Arm Bushing Set				
1976-1972	(Contains Front And Rear Bushings)	Lower K8135	1	R310

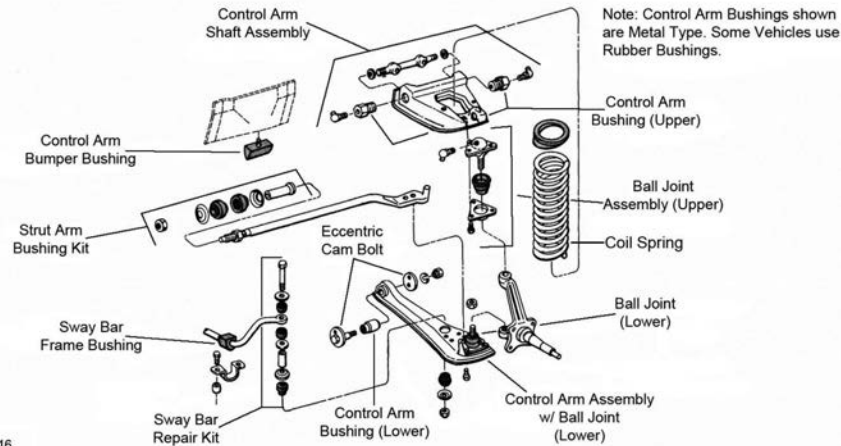
(Cont.) Montego MX-MERCURY

REAR SUSPENSION (Cont.)

Year	Model/Application	Part	P/C Qty	Figure
Leaf Spring Shackle Bushing				
1970-1968		K8785	4	R310

Montego MX Brougham-MERCURY

FRONT SUSPENSION

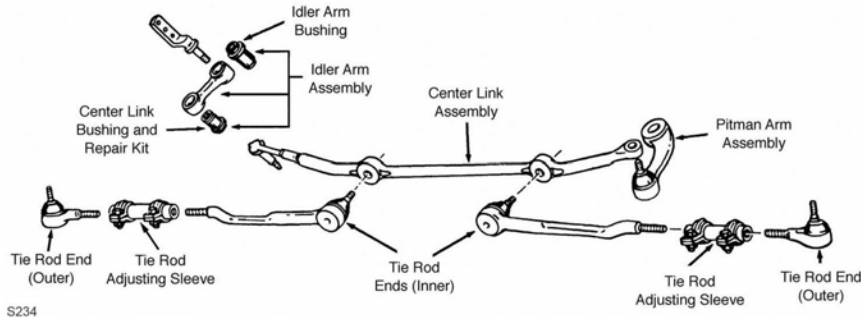


F416

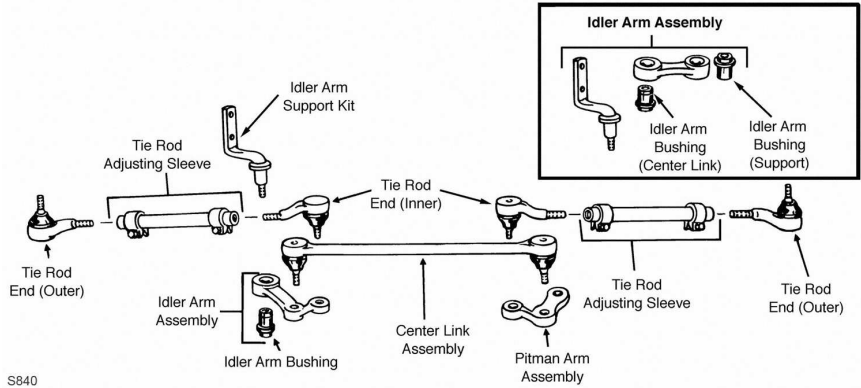
Year	Model/Application	Part	P/C Qty	Figure
Ball Joint				
1976-1972	(Powdered Metal Gusher Brg. For Better Lubrication)	Upper	K8212 ‡	2
	(Press In Type, Powdered Metal Gusher Brg. For Better Lubrication)	Lower	K8197 ‡	2
1972	(Bolt On Type, Powdered Metal Gusher Brg. For Better Lubrication)	Lower	K8059 ‡	2
1971-1970	3 Bolt Mounting, Except Police Or Taxi, (Full Ball Stud Provides 360 Degrees Of Smooth Rotation)	Upper	K8142 ‡	2
Control Arm Bushing				
1976-1973	Except Police, 1.82" Length, (Contains Front And Rear Bushings)	Upper	K8202	2
1976-1972	Except Police Or Taxi	Lower	K8082	2
1972	Except Police Or Taxi, From 3/15/72, 1.82" Length, (Contains Front And Rear Bushings)	Upper	K8202	2
	Except Police Or Taxi, Thru 3/14/72, 1.51" Length, (Contains Front And Rear Bushings)	Upper	K8083	2
1971-1970	1.422" Bushing Diameter	Lower	K8132	2
Control Arm Bushing Set				
1971-1970	(Contains Front And Rear Bushings)	Upper	K8278	2
Control Arm Shaft Assembly				
1971-1970	(Standard Design)	Upper	K8131	2
Control Arm with Ball Joint				
1971-1970	Except Police Or Taxi, (Contains Bushing, Powdered Metal Gusher Brg. For Better Lubrication)	Lower	CK8123 ‡	2
	Except Police Or Taxi, (R-Series)	Lower	RK8123	2
Strut Rod Bushing Kit				
1976-1972	(Improved Design)		K8207	1
1971-1970	(Improved Design)		K8157	1
Sway Bar Bushing				
1976-1972	1-1/16" Sway Bar Diameter	To Frame	K80093	1
Sway Bar Repair Kit				
1976-1972	(Heavy Duty Design)		K6629 ‡	2
	(Includes Polyurethane Bushings And Solid Metal Sleeve For Enhanced Performance. Barrel Nut Allows For Easier Installation.)		K700535 ‡	2
	(Standard Design)		K8266	2
1971-1970	(Includes Polyurethane Bushings And Solid Metal Sleeve For Enhanced Performance. Barrel Nut Allows For Easier Installation.)		K700531 ‡	2
	(Standard Design)		K8097	2

MERCURY-Montego MX Brougham (Cont.)

STEERING



S234

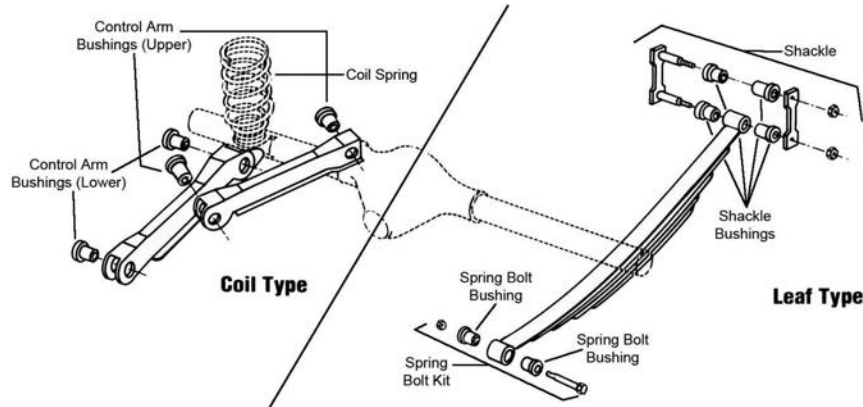


S840

Year	Model/Application	Part	P/C Qty	Figure	
Idler Arm					
1976-1972	(Powdered Metal Gusher Brg. For Better Lubrication)	K8185 ‡	1	S234	
Idler Arm Bushing					
1976-1972	(For OE Design Idler Arm Only)	Center Link End	K8103	1	S234
1971-1970	(For OE Design Idler Arm Only)	Center Link End	K8103	1	S840
Pitman Arm					
1974-1972	Power Steering, (Greaseable Socket Reduces Corrosion/Wear)	K8217 ‡	1	S234	
Tie Rod Adjusting Sleeve					
1976-1972	Except Police Or Taxi	ES426S	2	S234	
1971-1970	1 1/16" - 18 Thread, 4.72" Length	ES2004S	1		
Tie Rod End					
1976-1974	(Powdered Metal Gusher Brg. For Better Lubrication)	Inner	DS820 ‡	2	S234
1976-1972	(Powdered Metal Gusher Brg. For Better Lubrication)	Outer	ES435RL ‡	2	S234
1973	Except Police Or Taxi, Thru 3/14/73, (Powdered Metal Gusher Brg. For Better Lubrication)	Inner	DS802 ‡	2	S234
1972	Except Police Or Taxi, (Powdered Metal Gusher Brg. For Better Lubrication)	Inner	DS802 ‡	2	S234
1971-1970	(Powdered Metal Gusher Brg. For Better Lubrication)	Outer	ES387R ‡	2	S840
	(Powdered Metal Gusher Brg. For Better Lubrication)	Inner	DS791 ‡	2	

(Cont.) Montego MX Brougham-MERCURY

REAR SUSPENSION

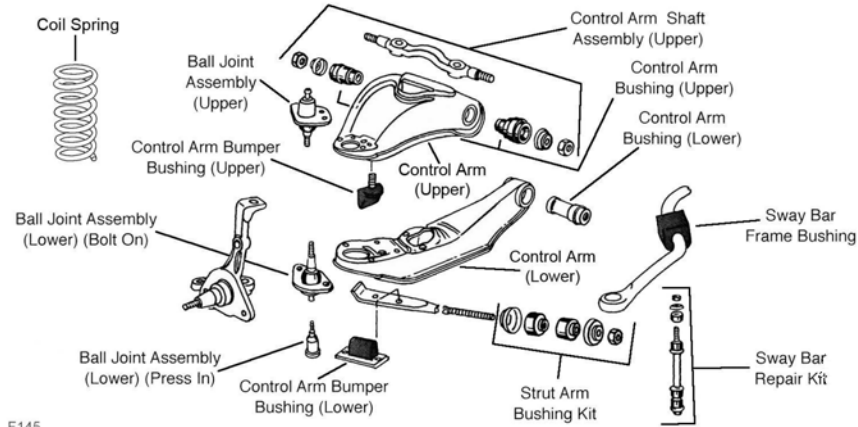


R310

Year	Model/Application	Part	P/C Qty	Figure
Control Arm Bushing Set				
1976-1972	(Contains Front And Rear Bushings)	Lower	K8135	1 R310

Monterey-MERCURY

FRONT SUSPENSION



F145

F145

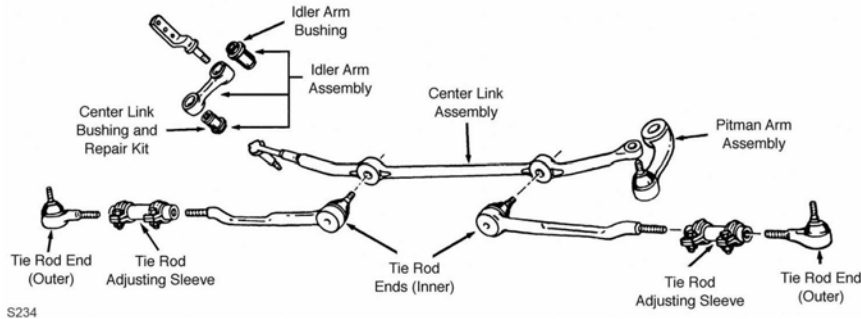
Year	Model/Application	Part	P/C Qty	Figure
Ball Joint				
1974-1965	(Press In Type, Powdered Metal Gusher Brg. For Better Lubrication)	Lower	K8197 ‡	2 F145
1974-1957	(Powdered Metal Gusher Brg. For Better Lubrication)	Upper	K8212 ‡	2 F145
1972-1965	(Bolt On Type, Powdered Metal Gusher Brg. For Better Lubrication)	Lower	K8059 ‡	2 F145
Control Arm Bushing				
1974-1973	Except Police, (Contains Front And Rear Bushings)	Upper	K8202	2 F145
	Except Police	Lower	K8082	2 F145
1972	From 3/15/72, 1.82" Length, (Contains Front And Rear Bushings)	Upper	K8202	2 F145
	Thru 3/14/72, 1.51" Length, (Contains Front And Rear Bushings)	Upper	K8083	2 F145
1972-1965		Lower	K8082	2 F145
1971-1965	(Contains Front And Rear Bushings)	Upper	K8083	2 F145
1964-1963		Lower Rear	K200963	2
Control Arm Bushing Set				
1961-1958	(Contains Front And Rear Bushings)	Lower	K8068	2
1956-1954	(Contains Front And Rear Bushings)	Upper	K321	1
Sway Bar Bushing				
1974-1969	1-1/8" Sway Bar Diameter	To Frame	K5253	1 F145
	7/8" Sway Bar Diameter	To Frame	K80090	1 F145
1968-1965		To Frame	K8204	1 F145
Sway Bar Repair Kit				
1974-1965	(Heavy Duty Design)		K6629 ‡	2 F145

MERCURY-Monterey (Cont.)

FRONT SUSPENSION (Cont.)

Year	Model/Application	Part	P/C Qty	Figure
Sway Bar Repair Kit				
1974-1965 (Cont.)	(Includes Polyurethane Bushings And Solid Metal Sleeve For Enhanced Performance. Barrel Nut Allows For Easier Installation.) (Standard Design)	K700535 ‡	2	F145
		K8266	2	F145
1964-1961	(Heavy Duty Design) 5.5" Length, (Includes Polyurethane Bushings And Solid Metal Sleeve For Enhanced Performance. Barrel Nut Allows For Easier Installation.)	K8989 ‡	2	
		K700528 ‡	1	

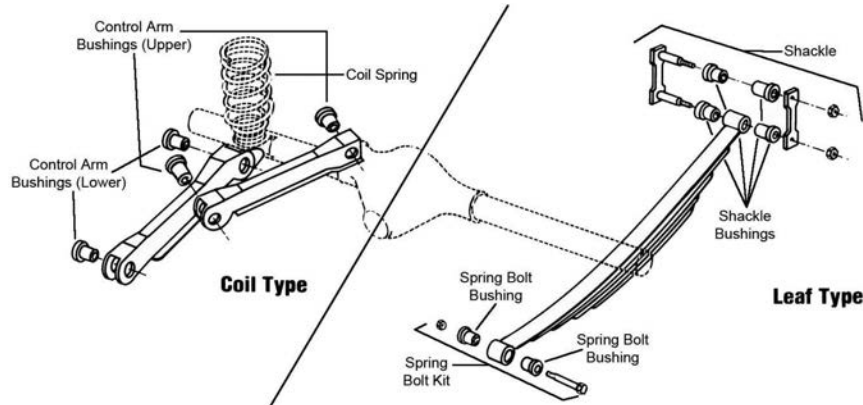
STEERING



S234

Year	Model/Application	Part	P/C Qty	Figure	
Idler Arm					
1974-1969	(Powdered Metal Gusher Brg. For Better Lubrication)	K8189 ‡	1	S234	
1968-1965	(Powdered Metal Gusher Brg. For Better Lubrication)	K8118 ‡	1		
Idler Arm Bushing					
1974-1965	(For OE Design Idler Arm Only)	Center Link End	K8103	1	S234
		Support End	K8094 ‡	1	S234
1964-1961	(For OE Design Idler Arm Only)	Center Link End	K8042	1	
Pitman Arm					
1974-1969	(Greaseable Socket Reduces Corrosion/Wear)	K8145 ‡	1	S234	
Tie Rod Adjusting Sleeve					
1974-1973		ES426S	2	S234	
1972-1965		ES2032S	2	S234	
1964-1950		ES2004S	2		
Tie Rod End					
1974	(Powdered Metal Gusher Brg. For Better Lubrication)	Inner	DS820 ‡	2	S234
1974-1973	(Powdered Metal Gusher Brg. For Better Lubrication)	Outer	ES435RL ‡	2	S234
1973	From 5/14/73, (Powdered Metal Gusher Brg. For Better Lubrication) Thru 5/13/73, (Powdered Metal Gusher Brg. For Better Lubrication)	Inner	DS820 ‡	2	S234
		Inner	DS802 ‡	2	S234
1972	13.7" From Center Of Stud To Stem End, (Powdered Metal Gusher Brg. For Better Lubrication)	Inner	DS802 ‡	2	S234
		Outer	ES435RL ‡	2	S234
		Inner	ES727 ‡	2	S234
1972-1969	3.88" From Center Of Stud To Stem End, (Powdered Metal Gusher Brg. For Better Lubrication)	Outer	ES379RL ‡	2	S234
1971-1965	(Powdered Metal Gusher Brg. For Better Lubrication)	Inner	ES727 ‡	2	S234
1968-1965	(Powdered Metal Gusher Brg. For Better Lubrication)	Outer	ES351RL ‡	2	
1964-1961	(Powdered Metal Gusher Brg. For Better Lubrication)	Outer	ES285RL ‡	2	
1960-1959	312(5.1L), Conventional Power Steering, 3.22" Length, (Powdered Metal Gusher Brg. For Better Lubrication)	Outer	ES416L ‡	2	
1958-1950	3.22" Length, (Powdered Metal Gusher Brg. For Better Lubrication)	Outer	ES416L ‡	2	

REAR SUSPENSION

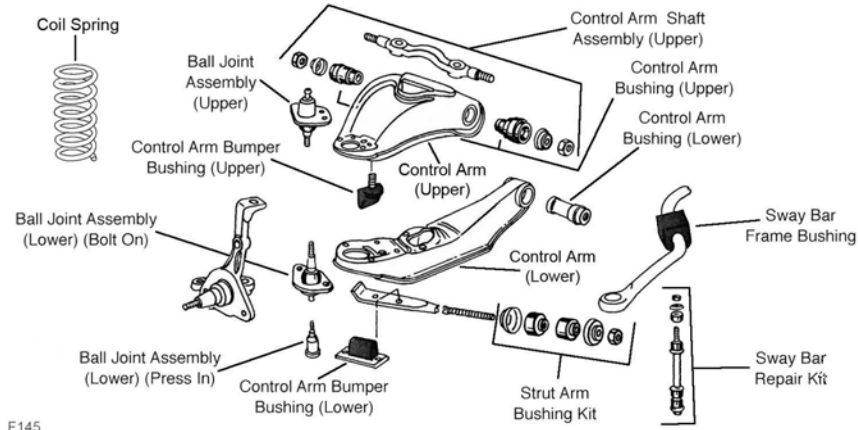


R310

Year	Model/Application	Part	P/C Qty	Figure
Control Arm Bushing				
1974-1967	Except Police, (Contains Front And Rear Bushings)	Upper	K8136	2 R310
Control Arm Bushing Set				
1974-1965	(Contains Front And Rear Bushings)	Lower	K8135	1 R310

Parklane-MERCURY

FRONT SUSPENSION



F145

Year	Model/Application	Part	P/C Qty	Figure
Ball Joint				
1964	(Powdered Metal Gusher Brg. For Better Lubrication)	Upper	K8212 ‡	2
1960-1958	(Powdered Metal Gusher Brg. For Better Lubrication)	Upper	K8212 ‡	2
Control Arm Bushing Set				
1960-1958	(Contains Front And Rear Bushings)	Lower	K8068	2
Sway Bar Repair Kit				
1966-1965	(Heavy Duty Design) (Includes Polyurethane Bushings And Solid Metal Sleeve For Enhanced Performance. Barrel Nut Allows For Easier Installation.) (Standard Design)		K6629 ‡ K700535 ‡ K8266	2 2 2
				F145 F145 F145

STEERING

Year	Model/Application	Part	P/C Qty	Figure
Idler Arm				
1966-1965	(Powdered Metal Gusher Brg. For Better Lubrication)		K8118 ‡	1
Idler Arm Bushing				
1966-1965	(For OE Design Idler Arm Only)	Center Link End	K8103	1
1964	(For OE Design Idler Arm Only)	Center Link End	K8042	1

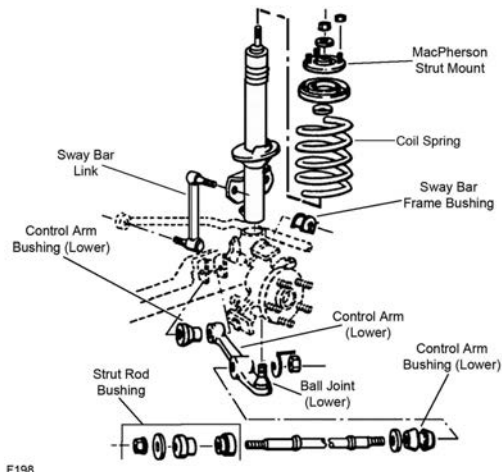
MERCURY-Parklane (Cont.)

STEERING (Cont.)

Year	Model/Application	Part	P/C Qty	Figure
Tie Rod Adjusting Sleeve				
1966-1965		ES2032S	2	
1964	11/16" - 18 Thread, 4.72" Length	ES2004S	1	
Tie Rod End				
1966-1965	(Powdered Metal Gusher Brg. For Better Lubrication) (Powdered Metal Gusher Brg. For Better Lubrication) (Powdered Metal Gusher Brg. For Better Lubrication)	Left Outer Right Outer Inner	ES351RL ‡ ES351RL ‡ ES727 ‡	1 1 2
1964	(Powdered Metal Gusher Brg. For Better Lubrication) (Powdered Metal Gusher Brg. For Better Lubrication)	Left Outer Right Outer	ES285RL ‡ ES285RL ‡	1 1
1958	3.22" Length, (Powdered Metal Gusher Brg. For Better Lubrication)	Outer	ES416L ‡	2

MERCURY-Sable

FRONT SUSPENSION



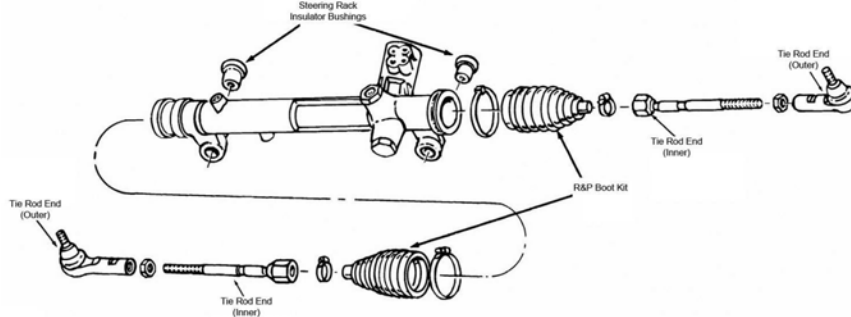
F198

Year	Model/Application	Part	P/C Qty	Figure
Control Arm Bushing				
1990-1986	(1 Piece Design, Original Equipment Type) (2 Piece Design, Design Allows Ease Of Installation)	Arm To Frame, Lower Arm To Strut Rod, Lower Arm To Strut Rod, Lower	K8415 K8452 K8613 ‡	2 2 2
Control Arm with Ball Joint				
1990-1986	(Contains Bushing, Powdered Metal Gusher Brg. For Better Lubrication) (R-Series)	Left Lower	CK8427 ‡	1
	(Contains Bushing, Powdered Metal Gusher Brg. For Better Lubrication) (R-Series)	Left Lower	RK8427	1
		Right Lower	CK8425 ‡	1
		Right Lower	RK8425	1
Strut and Spring Assembly				
1990-1986	(Coated For Corrosion Resistance, Contains Lower Mounting Hardware)		ST8501 ‡	2
Strut Bumper Bellows				
1990-1986	(OE Material For Strut Performance And Longevity, Contains Bumper)		K90462 ‡	2
Strut Mount				
1990-1986	(Contains Bearing)		K8630	2
Strut Rod Bushing Kit				
1990-1986	(Improved Design, No Need To Replace Cross Member) (No Need To Replace Cross Member)	To Frame To Frame	K8516 ‡ K8526 ‡	1 1
Strut Spring Seat				
1990-1989		Lower	K80147	2
1990-1986	(Contains Bearing)	Upper	K8997	2
1988	From 5/88	Lower	K80147	2
Suspension Crossmember Repair Kit				
1990-1986	(No Need To Replace Cross Member)		K8737 ‡	2
Sway Bar Bushing				
1990	25mm Sway Bar Diameter	To Frame	K80019	1
1990-1989	24mm Sway Bar Diameter	To Frame	K80018	1
1990-1986	19mm Sway Bar Diameter	To Frame	K8787	1

FRONT SUSPENSION (Cont.)

Year	Model/Application	Part	P/C Qty	Figure
Sway Bar Bushing				
1990-1986 (Cont.)	20.5mm Sway Bar Diameter, (Split Design For Easier Installation)	To Frame	K8794 ‡	1 F198
	22mm Sway Bar Diameter	To Frame	K8802	1 F198
Sway Bar Link				
1990-1986	(Powdered Metal Gusher Brg. For Better Lubrication)		K8702 ‡	2 F198
Wheel Hub Repair Kit				
1990-1986			520000	2

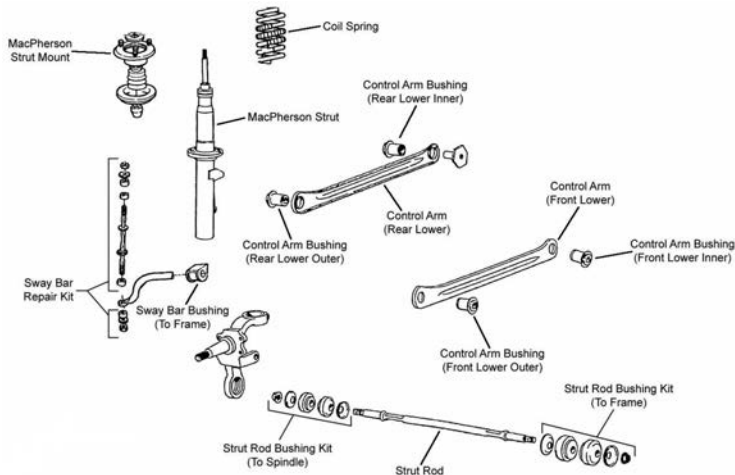
STEERING



S239

Year	Model/Application	Part	P/C Qty	Figure
Tie Rod End				
1990-1986	(Powdered Metal Gusher Brg. For Better Lubrication) (Full Ball Stud Provides 360 Degrees Of Smooth Rotation)	Outer	ES2513RL ‡	2 S239
		Inner	EV127 ‡	2 S239

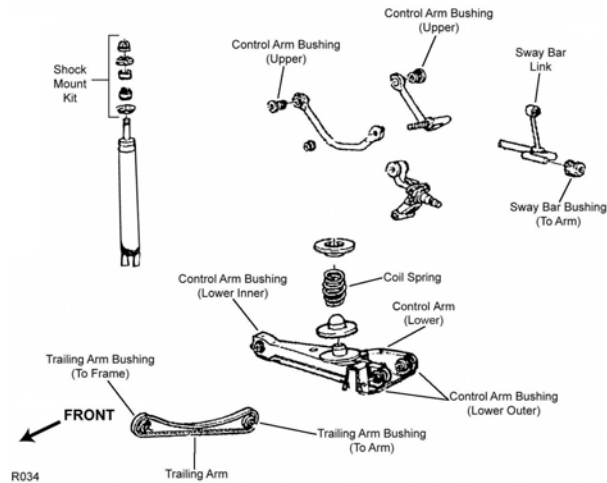
REAR SUSPENSION



R032

MERCURY-Sable (Cont.)

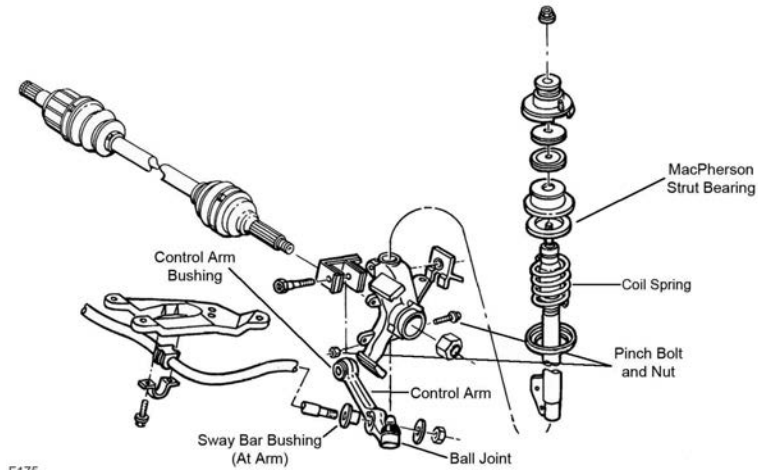
REAR SUSPENSION (Cont.)



R034

Year	Model/Application	Part	P/C Qty	Figure	
Control Arm Bushing					
1990-1986	4 Dr. Station Wagon	Upper	K8415	2	R034
Shock Hardware Kit					
1990-1986	4 Dr. Station Wagon	Upper	K8774	2	R034
Strut and Spring Assembly					
1990-1986	4 Dr. Sedan, (Coated For Corrosion Resistance, Contains Lower Mounting Hardware)		ST8502 ‡	2	R032
Strut Bumper Bellows					
1990-1986	4 Dr. Sedan, (OE Material For Strut Performance And Longevity, Contains Bumper)		K90462 ‡	2	R034
Strut Mount					
1990-1986	4 Dr. Sedan		K8636	2	R032
Strut Rod Bushing					
1990-1986	4 Dr. Sedan, (Contains Thermoplastic Bushing)	To Frame	K8675 ‡	2	R032
	4 Dr. Sedan, (Contains Thermoplastic Bushing)	To Spindle	K8649 ‡	2	R032
Strut Spring Seat					
1990-1986	4 Dr. Sedan	Upper	K8999	2	R032
	4 Dr. Sedan	Lower	K80146	2	R032
Sway Bar Bushing					
1990-1986	4 Dr. Sedan, 18mm Sway Bar Diameter	To Frame	K8650	1	R032
	4 Dr. Sedan, 19mm Sway Bar Diameter	To Frame	K8650	1	R032
	4 Dr. Station Wagon, .590" Sway Bar Diameter	To Frame	K80047	1	R034
Sway Bar Link					
1990-1986	V6 Cyl, 4 Dr. Station Wagon		K8806	2	R034
Sway Bar Repair Kit					
1990-1986	4 Dr. Sedan, (Contains Rubber Bushings, Original Equipment Type)		K700055	2	R032
	4 Dr. Sedan, (Heavy Duty Design)		K3124	2	R032
	4 Dr. Sedan, (Includes Polyurethane Bushings And Solid Metal Sleeve For Enhanced Performance. Barrel Nut Allows For Easier Installation.)		K700541 ‡	2	R032
	4 Dr. Sedan, (Standard Design)		K8805	2	R032
Wheel Hub & Bearing Assembly					
1990	Rear Disc		512105	2	
	Rear Drum		512106	2	

FRONT SUSPENSION

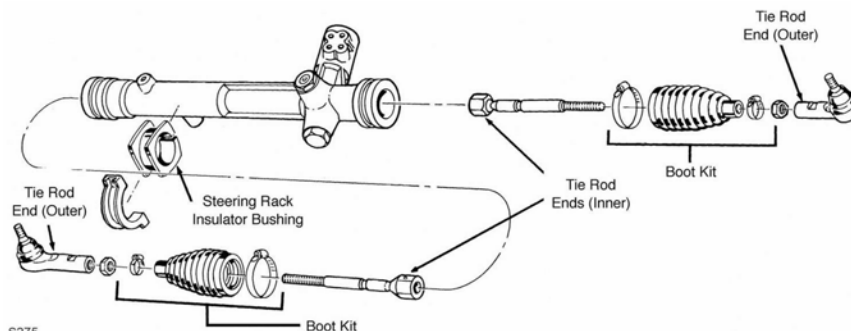


F175

F175

Year	Model/Application	Part	P/C Qty	Figure
Control Arm Bushing				
1990-1985	(1 Piece Design)	Lower	K8417	2 F175
1990-1984	(2 Piece Design, Design Allows Ease Of Installation)	Lower	K8612 ‡	2 F175
		Lower Outer	K8436	2 F175
1984	From 8/83, (1 Piece Design)	Lower	K8417	2 F175
Control Arm with Ball Joint				
1990-1985	Except Special Handling, (Contains Bushing, Powdered Metal Gusher Brg. For Better Lubrication)	Left Lower	CK8423 ‡	1 F175
	Except Special Handling, (R-Series)	Left Lower	RK8423	1 F175
	Except Special Handling, (R-Series)	Right Lower	RK8421	1 F175
1984	Except Special Handling, From 8/83, (Contains Bushing, Powdered Metal Gusher Brg. For Better Lubrication)	Left Lower	CK8423 ‡	1 F175
	Except Special Handling, From 8/83, (R-Series)	Left Lower	RK8423	1 F175
	Except Special Handling, From 8/83, (R-Series)	Right Lower	RK8421	1 F175
Strut Bumper Bellows				
1990-1986	(OE Material For Strut Performance And Longevity, Contains Bumper)		K90462 ‡	2 F175
1985	From 3/85, (OE Material For Strut Performance And Longevity, Contains Bumper)		K90462 ‡	2 F175
1985-1984	Thru 1/85, (Replacement Type, Contains Bumper)		K90460	2 F175
Strut Mount				
1990-1984	(Contains Bearing) Plus or Minus 1-1/4 Degree		K8638 K8574 ‡	2 2 F175
Sway Bar Bushing				
1990-1984	(2 Piece Bushing) 1.10" Sway Bar Diameter	To Arm	K8763 ‡	2 F175
	1.18" Sway Bar Diameter	To Frame	K8410	1 F175
		To Frame	K80070	1 F175
Wheel Hub Repair Kit				
1990-1984			518503	2

STEERING



S275

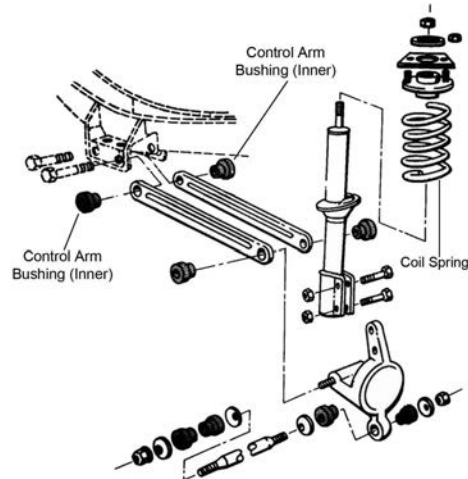
S275

MERCURY-Topaz (Cont.)

STEERING (Cont.)

Year	Model/Application	Part	P/C Qty	Figure
Rack & Pinion Boot Kit				
1985-1984	Externally Threaded Racks, Manual Steering	Left	K9882	1 S275
	Externally Threaded Racks, Manual Steering	Right	K9326	1 S275
Steering Rack Insulator Bushing				
1990	(Contains Left And Right Bushings)		K8461	1 S275
1989-1987	1 Piece Design Rack & Pinion, (Contains Left And Right Bushings)		K8461	1 S275
1986-1984	Manual Steering, (Contains Left And Right Bushings)	Right	K8419	1 S275
	Power Steering, (Contains Left And Right Bushings)	Right	K8339	1 S275
Tie Rod End				
1990	From 5/90, (Full Ball Stud Provides 360 Degrees Of Smooth Rotation)	Inner	EV264 ‡	2 S275
	Rack & Pinion Power, Thru 5/90, (Full Ball Stud Provides 360 Degrees Of Smooth Rotation)	Inner	EV118 ‡	2 S275
1990-1984	(Powdered Metal Gusher Brg. For Better Lubrication)	Outer	ES2153RL ‡	2 S275
1989-1984	Rack & Pinion Power, (Full Ball Stud Provides 360 Degrees Of Smooth Rotation)	Inner	EV118 ‡	2 S275
1986-1984	Rack & Pinion Manual, Externally Threaded Racks, (Full Ball Stud Provides 360 Degrees Of Smooth Rotation)	Inner	EV120 ‡	2 S275
	Rack & Pinion Manual, Internally Threaded Racks, (Full Ball Stud Provides 360 Degrees Of Smooth Rotation)	Inner	EV125 ‡	2 S275

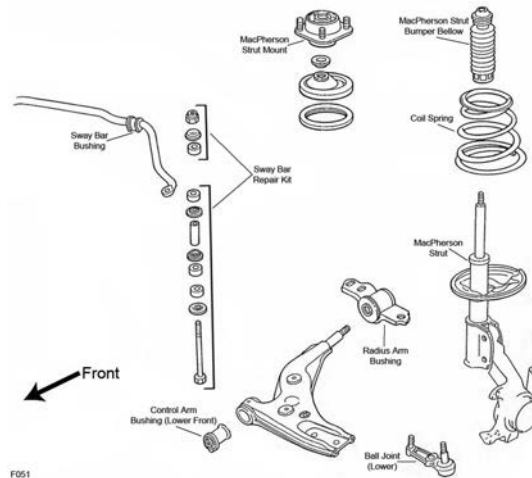
REAR SUSPENSION



R341

Year	Model/Application	Part	P/C Qty	Figure
Control Arm Bushing Set				
1990-1984	(Contains Front And Rear Bushings)	Lower	K8819	2 R341
Strut Bumper Bellows				
1990-1984	(OE Material For Strut Performance And Longevity, Contains Bumper)		K90462 ‡	2 R341
Strut Mount				
1990-1984	(Mount Only)		K8586	2 R341
Strut Rod Bushing				
1990-1984	(Contains Thermoplastic Bushing)	To Frame And Spindle	K8649 ‡	2 R341
Strut Spring Seat				
1990-1984	(Contains Isolator Only)	Upper	K8996	2 R341

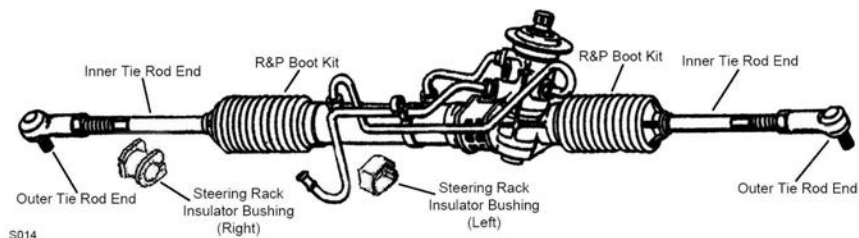
FRONT SUSPENSION



F051

Year	Model/Application	Part	P/C Qty	Figure
Ball Joint				
1989-1987	Lower	K9607	2	F051
Strut Bumper Bellows				
1989-1987	(Contains Bumper)	K90461	2	F051
Strut Mount				
1989-1987	(Contains Bearing)	K9634	2	F051
Sway Bar Bushing				
1989-1987	1.10" Sway Bar Diameter To Frame	K8410	1	F051
Sway Bar Repair Kit				
1989-1987	(Includes Polyurethane Bushings And Solid Metal Sleeve For Enhanced Performance. Barrel Nut Allows For Easier Installation.)	K7305 K700526 ‡	2 2	F051 F051

STEERING



S014

Year	Model/Application	Part	P/C Qty	Figure
Rack & Pinion Boot Kit				
1989-1987		K80156	2	S014
Tie Rod End				
1989-1987	(Full Ball Stud Provides 360 Degrees Of Smooth Rotation)	Outer Inner	ES2827RL EV254 ‡	2 2

REAR SUSPENSION

Year	Model/Application	Part	P/C Qty	Figure
Strut Bumper Bellows				
1989-1987	(Contains Bumper)	K90461	2	
Strut Mount				
1989-1987		K9636	2	
Sway Bar Repair Kit				
1989-1987	5" Length, (Includes Polyurethane Bushings And Solid Metal Sleeve For Enhanced Performance. Barrel Nut Allows For Easier Installation.)	K9231 K700530 ‡	2 2	
Toe Adjuster				
1989-1987	Up To Plus Or Minus 2 Degree Toe, (Contains Rubber Bushings)	K8585	2	

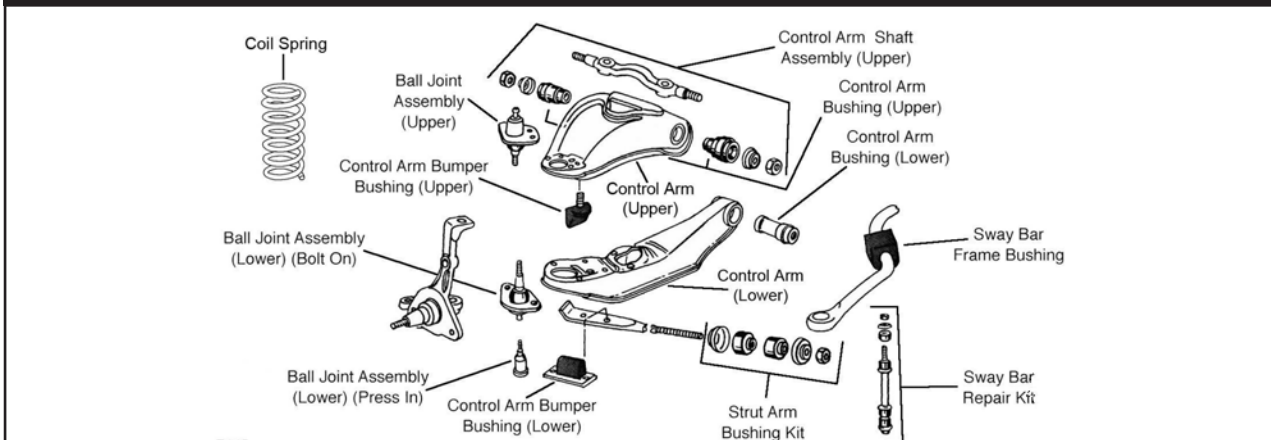
MERCURY-Turnpike Cruiser

FRONT SUSPENSION

Year	Model/Application	Part	P/C Qty	Figure
Ball Joint				
1957	(Powdered Metal Gusher Brg. For Better Lubrication)	Upper	K8212 ‡	2
Control Arm Bushing Set				
1957	(Contains Front And Rear Bushings)	Lower	K8068	2
STEERING				
Year	Model/Application	Part	P/C Qty	Figure
Tie Rod End				
1958-1957	3.22" Length, (Powdered Metal Gusher Brg. For Better Lubrication)	Outer	ES416L ‡	2

MERCURY-Voyager

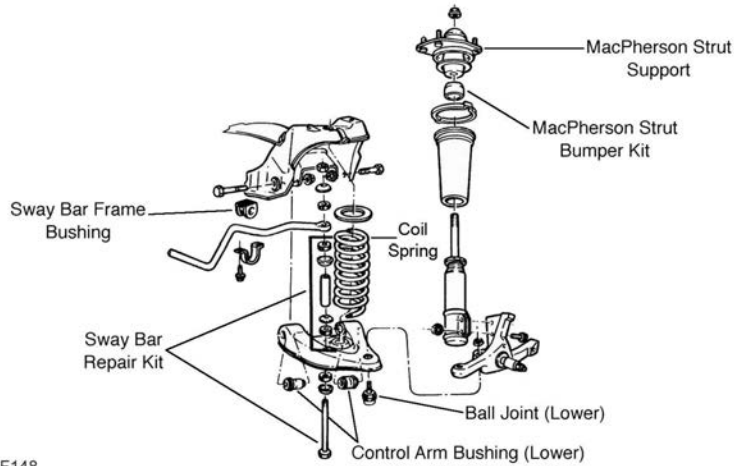
FRONT SUSPENSION



F145

Year	Model/Application	Part	P/C Qty	Figure
Ball Joint				
1957	(Powdered Metal Gusher Brg. For Better Lubrication)	Upper	K8212 ‡	2 F145
STEERING				
Year	Model/Application	Part	P/C Qty	Figure
Tie Rod Adjusting Sleeve				
1957			ES2004S	2
Tie Rod End				
1957	3.22" Length, (Powdered Metal Gusher Brg. For Better Lubrication)	Outer	ES416L ‡	2

FRONT SUSPENSION

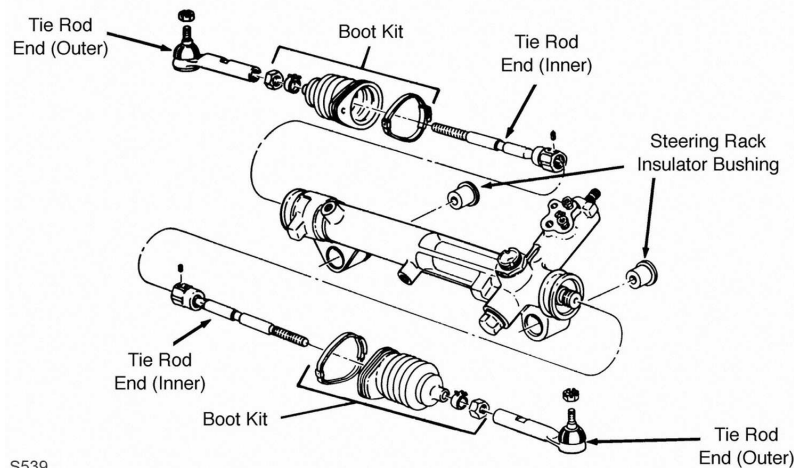


F148

F148

Year	Model/Application	Part	P/C Qty	Figure
Ball Joint				
1983-1978	(Powdered Metal Gusher Brg. For Better Lubrication)	Lower	K8259 ‡	2 F148
Control Arm Bushing				
1983-1978	Except Handling Package, 1.970" Outside Diameter, (Contains Front And Rear Bushings, Standard Design)	Lower Rear	K8289	2 F148
Control Arm Bushing Set				
1983-1978	(Heavy Duty Design, Contains Front And Rear Bushings)	Lower	K8277	2 F148
Strut Bumper Bellows				
1983-1978	(OE Material For Strut Performance And Longevity, Contains Bumper)		K90462 ‡	2 F148
Strut Mounting Kit				
1983-1982	Except Police		K8634	2 F148
1981-1978			K8634	2 F148
Sway Bar Bushing				
1983-1978	1" Sway Bar Diameter	To Frame	K80092	1 F148
	1-1/16" Sway Bar Diameter	To Frame	K80093	1 F148
	15/16" Sway Bar Diameter	To Frame	K80091	1 F148
	7/8" Sway Bar Diameter	To Frame	K80090	1 F148
Sway Bar Repair Kit				
1983	(OEM Type) (Optional Performance) 7-1/4" Length, (Includes Polyurethane Bushings And Solid Metal Sleeve For Enhanced Performance. Barrel Nut Allows For Easier Installation.)		K5254 K8988 K700538 ‡	2 F148 2 F148 2 F148
1982-1978	(Includes Polyurethane Bushings And Solid Metal Sleeve For Enhanced Performance. Barrel Nut Allows For Easier Installation.) (Standard Design)		K700539 ‡ K8265	2 F148 2 F148

STEERING



S539

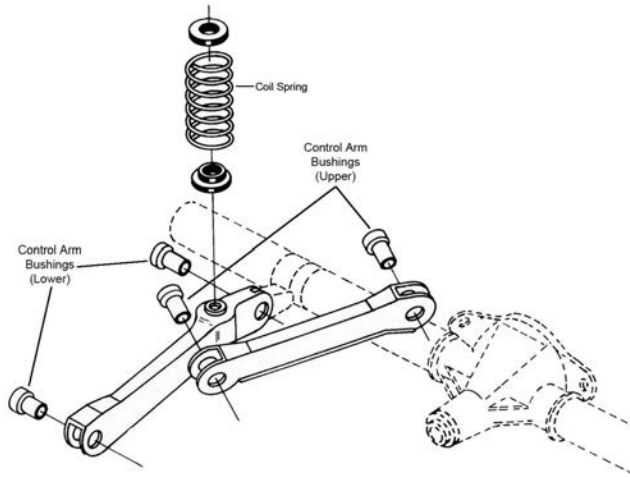
S539

MERCURY-Zephyr (Cont.)

STEERING (Cont.)

Year	Model/Application	Part	P/C Qty	Figure	
Rack & Pinion Boot Kit					
1983-1980	Power Steering	K8767	2	S539	
1983-1979	Manual Steering	K9882	2	S539	
1983-1978	1 Piece Design Rack & Pinion	K8439	2	S539	
	2 Piece Design Rack & Pinion, (High Temperature)	K8441	2	S539	
Steering Rack Insulator Bushing					
1983-1978	(1 Piece Design, Contains Left And Right Bushings)	K8263	1	S539	
Tie Rod End					
1983-1982	(Powdered Metal Gusher Brg. For Better Lubrication) (Full Ball Stud Provides 360 Degrees Of Smooth Rotation)	Outer	ES2150RL ‡	2	S539
		Inner	EV117 ‡	2	S539
1981-1980	Rack & Pinion Manual, (Full Ball Stud Provides 360 Degrees Of Smooth Rotation) Rack & Pinion Power, (Full Ball Stud Provides 360 Degrees Of Smooth Rotation)	Inner	EV112 ‡	2	S539
		Inner	EV117 ‡	2	S539
1981-1978	(Powdered Metal Gusher Brg. For Better Lubrication)	Outer	ES2128RL ‡	2	S539
1979-1978	(Full Ball Stud Provides 360 Degrees Of Smooth Rotation)	Inner	EV112 ‡	2	S539

REAR SUSPENSION



R333

Year	Model/Application	Part	P/C Qty	Figure	
Control Arm Bushing Set					
1983-1978	(Contains Front And Rear Bushings)	Upper	K8637	2	R333

MERKUR-Scorpio

FRONT SUSPENSION

Year	Model/Application	Part	P/C Qty	Figure	
Control Arm with Ball Joint					
1989-1988	(R-Series)	Right Lower	RK9939	1	

STEERING

Year	Model/Application	Part	P/C Qty	Figure	
Rack & Pinion Boot Kit					
1989-1988	(Standard Design)		K9877	2	
Tie Rod End					
1989-1988		Outer	ES3152RL	2	

MERKUR-XR4Ti

FRONT SUSPENSION

Year	Model/Application	Part	P/C Qty	Figure	
Control Arm with Ball Joint					
1989-1985	(Contains Bushing, R-Series) (Contains Bushing, R-Series)	Left Lower	RK9659	1	
		Right Lower	RK9661	1	

(Cont.) XR4Ti-MERKUR

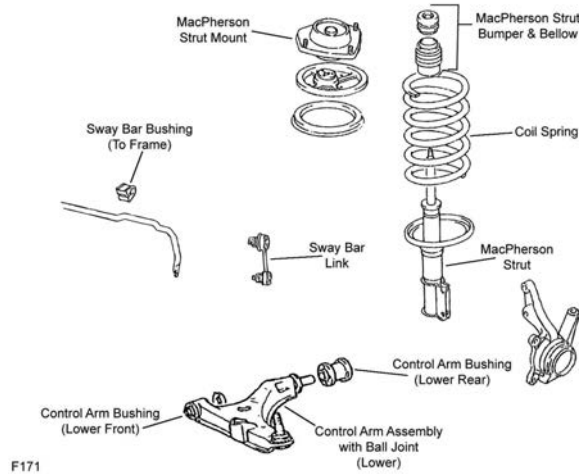
FRONT SUSPENSION (Cont.)				
Year	Model/Application	Part	P/C Qty	Figure
Sway Bar Bushing				
1989-1985	1.10" Sway Bar Diameter	To Frame K8410	1	
STEERING				
Year	Model/Application	Part	P/C Qty	Figure
Rack & Pinion Boot Kit				
1989-1985	(Standard Design)	K9877	2	
Tie Rod End				
1989-1985		Left Outer Right Outer ES3150 ES3151	1 1	

Cordia-MITSUBISHI

FRONT SUSPENSION				
Year	Model/Application	Part	P/C Qty	Figure
Ball Joint				
1988-1983	(Powdered Metal Gusher Brg. For Better Lubrication)	Lower K9617 ‡	2	
Strut Bumper Bellows				
1988-1983	(OE Material For Strut Performance And Longevity, Contains Bumper)	K90462 ‡	2	
Strut Mount				
1988-1983	(Bearing Not Included)	K9849	2	
Strut Rod Bushing				
1988-1983	Naturally Aspirated	K9524	1	
Sway Bar Repair Kit				
1988-1983		Center K90097 K90098	2 2	
STEERING				
Year	Model/Application	Part	P/C Qty	Figure
Rack & Pinion Boot Kit				
1988-1985	(Standard Design)	K9877	2	
1984-1983	Manual Steering, (Standard Design)	Left K9877	1	
	Manual Steering	Right K9444	1	
	Power Steering, (Standard Design)	K9877	2	
Tie Rod End				
1988-1985	(Full Ball Stud Provides 360 Degrees Of Smooth Rotation)	Inner EV197 ‡	2	
1988-1983	(Powdered Metal Gusher Brg. For Better Lubrication)	Outer ES2347RL ‡	2	
1984-1983	Rack & Pinion Power, (Full Ball Stud Provides 360 Degrees Of Smooth Rotation)	Inner EV197 ‡	2	
REAR SUSPENSION				
Year	Model/Application	Part	P/C Qty	Figure
Sway Bar Repair Kit				
1988-1983		K90097	2	

MITSUBISHI-Eclipse

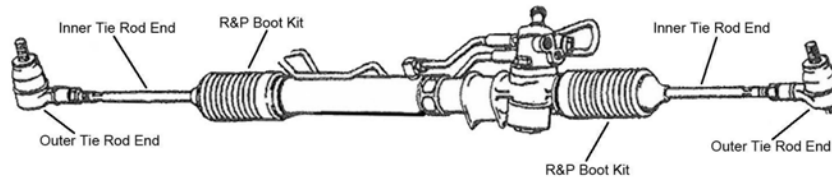
FRONT SUSPENSION



F171

Year	Model/Application	Part	P/C Qty	Figure
Ball Joint				
1990	(Powdered Metal Gusher Brg. For Better Lubrication)	Lower	K9617 ‡	2 F171
Control Arm with Ball Joint				
1990	1755cc(1.8L), (R-Series)	Left Lower	RK620485	1 F171
	1755cc(1.8L), (R-Series)	Right Lower	RK620484	1 F171
Strut Bumper Bellows				
1990	(Replacement Type, Contains Bumper)		K90460	2 F171
Strut Mount				
1990-1989	(Contains Bearing)		K9715	2 F171
Sway Bar Link				
1990	(Powdered Metal Gusher Brg. For Better Lubrication)		K80186 ‡	2 F171

STEERING



S017

Year	Model/Application	Part	P/C Qty	Figure
Rack & Pinion Boot Kit				
1990	Manual Steering	Right	K9866	1 S017
	Manual Steering	Right	K8581	2 S017
	Power Steering, (Standard Design)	Right	K9866	1 S017
			K9877	2 S017
Tie Rod End				
1990	(Powdered Metal Gusher Brg. For Better Lubrication)	Outer	ES2347RL ‡	2 S017
	(Full Ball Stud Provides 360 Degrees Of Smooth Rotation)	Inner	EV236 ‡	2 S017

REAR SUSPENSION

Year	Model/Application	Part	P/C Qty	Figure
Strut Bumper Bellows				
1990	(Contains Bumper)		K90467	2
Strut Mounting Kit				
1990-1989			K7226	2
Sway Bar Repair Kit				
1990-1989	(Bolts Not Included)		K7402	2
Wheel Hub & Bearing Assembly				
1990	Front Wheel Drive		512010	2

Galant-MITSUBISHI

FRONT SUSPENSION				
Year	Model/Application	Part	P/C Qty	Figure
Ball Joint				
1990-1985	(Powdered Metal Gusher Brg. For Better Lubrication)	Lower	K9617 ‡	2
Control Arm with Ball Joint				
1989	4G63 SOHC 8 Valve, (R-Series)	Left Lower	RK620485	1
	4G63 SOHC 8 Valve, (R-Series)	Right Lower	RK620484	1
Strut Bumper Bellows				
1990-1989	Except Adjustable Suspension, (Replacement Type, Contains Bumper)		K90460	2
1988-1985	Except Auto Leveling System, (Contains Bumper)		K90463	2
Strut Mount				
1990-1989	Except Auto Adjusting Suspension, (Bearing Not Included)		K9797	2
1988-1985	Auto Leveling System, (Contains Bearing)		K9846	2
Sway Bar Link				
1990-1989	(Powdered Metal Gusher Brg. For Better Lubrication)		K80186 ‡	2
Sway Bar Repair Kit				
1988	(Heavy Duty Design) 5" Length, (Includes Polyurethane Bushings And Solid Metal Sleeve For Enhanced Performance. Barrel Nut Allows For Easier Installation.)		K90308 K700530 ‡	2 2
STEERING				
Year	Model/Application	Part	P/C Qty	Figure
Rack & Pinion Boot Kit				
1990-1985	(Standard Design) Power Steering, (High Temperature)		K9877 K9358	2 2
Tie Rod End				
1990-1989	(Full Ball Stud Provides 360 Degrees Of Smooth Rotation)	Inner	EV236 ‡	2
1990-1985	(Powdered Metal Gusher Brg. For Better Lubrication)	Outer	ES2347RL ‡	2
1988-1985	(Full Ball Stud Provides 360 Degrees Of Smooth Rotation)	Inner	EV206 ‡	2
REAR SUSPENSION				
Year	Model/Application	Part	P/C Qty	Figure
Strut Bumper Bellows				
1990	All Wheel Drive, (Replacement Type, Contains Bumper) Front Wheel Drive, Electronic Suspension, (Contains Bumper)		K90466 K90467	2 2
1989	Electronic Suspension, (Contains Bumper)		K90467	2
1988	Non ABS, Electronic Suspension, (Contains Bumper)		K90467	2
1987-1985	Electronic Suspension, (Contains Bumper)		K90467	2
Strut Mounting Kit				
1990-1989	Except Auto Adjusting Suspension		K7226	2
1988-1985	Except Auto Leveling System		K7226	2
Sway Bar Repair Kit				
1990	(Bolts Not Included)		K7402	2
Wheel Hub & Bearing Assembly				
1990-1989	Rear Disc		512158	2

Mirage-MITSUBISHI

FRONT SUSPENSION				
Year	Model/Application	Part	P/C Qty	Figure
Ball Joint				
1990-1985	(Powdered Metal Gusher Brg. For Better Lubrication)	Lower	K9617 ‡	2
Control Arm with Ball Joint				
1986-1985	(R-Series)	Left Lower	RK9435	1
	(R-Series)	Right Lower	RK620473	1
Strut Bumper Bellows				
1990-1989	(Replacement Type, Contains Bumper)		K90460	2
1988-1985	(Contains Bumper)		K90463	2
Strut Mount				
1990-1989	(Contains Bearing)		K9708	2

MITSUBISHI-Mirage (Cont.)

FRONT SUSPENSION (Cont.)

Year	Model/Application	Part	P/C Qty	Figure
Sway Bar Link				
1990-1989	1468cc(1.5L), (Link With 1 Stud)	K9471	2	
1989	1595cc(1.6L), (Powdered Metal Gusher Brg. For Better Lubrication)	K80186 ‡	2	
Sway Bar Repair Kit				
1990-1989	1468cc(1.5L), (Bolts Not Included)	K7402	2	
1988-1985	(Heavy Duty Design) 5" Length, (Includes Polyurethane Bushings And Solid Metal Sleeve For Enhanced Performance. Barrel Nut Allows For Easier Installation.)	K90308 K700530 ‡	2 2	

STEERING

Year	Model/Application	Part	P/C Qty	Figure
Rack & Pinion Boot Kit				
1990-1989	Manual Steering, (Standard Design) Power Steering, (Standard Design)	Left K9877 K9877	1 2	
1988-1987	Power Steering, (High Temperature)	K9358	2	
1988-1985	Manual Steering Manual Steering Power Steering	Left Right K9368 K9370 K9373	1 1 2	
Steering Rack Insulator Bushing				
1990		K9989	1	
1989-1985	Naturally Aspirated	K9989	1	
Tie Rod End				
1990-1989	(Full Ball Stud Provides 360 Degrees Of Smooth Rotation)	Inner	EV215 ‡	2
1990-1987	(Powdered Metal Gusher Brg. For Better Lubrication)	Outer	ES2937RL ‡	2
1988-1985	Manual Steering Rack & Pinion Power, (Full Ball Stud Provides 360 Degrees Of Smooth Rotation)	Inner Inner	EV183 EV196 ‡	2 2
1986	From 1/1/86, (Powdered Metal Gusher Brg. For Better Lubrication)	Outer	ES2937RL ‡	2

REAR SUSPENSION

Year	Model/Application	Part	P/C Qty	Figure
Strut Bumper Bellows				
1990-1989	(Contains Bumper)	K90467	2	
Strut Mounting Kit				
1990-1989		K7226	2	

MITSUBISHI-Precis

FRONT SUSPENSION

Year	Model/Application	Part	P/C Qty	Figure
Ball Joint				
1990		Lower	K9635	2
1989-1987		Left Lower Right Lower	K9091 K9089	1 1
Control Arm				
1990	(R-Series) (R-Series)	Left Lower Right Lower	RK640406 RK640405	1 1
Strut Bumper Bellows				
1990	(Original Equipment Type)		K150274	2
1990-1989	(Replacement Type, Contains Bumper)		K90460	2
1988-1987	(OE Material For Strut Performance And Longevity, Contains Bumper)		K90462 ‡	2
Strut Mount				
1990	(Contains Bearing)		K9638	2
1989	Thru 4/89, (Contains Bearing)		K9392	2
1988-1987	(Contains Bearing)		K9392	2
Sway Bar Bushing				
1989-1987		To Strut Rod	K9401	1
Sway Bar Repair Kit				
1990	(Heavy Duty Design) 5" Length, (Includes Polyurethane Bushings And Solid Metal Sleeve For Enhanced Performance. Barrel Nut Allows For Easier Installation.)		K90308 K700530 ‡	2 2

(Cont.) **Precis-MITSUBISHI**

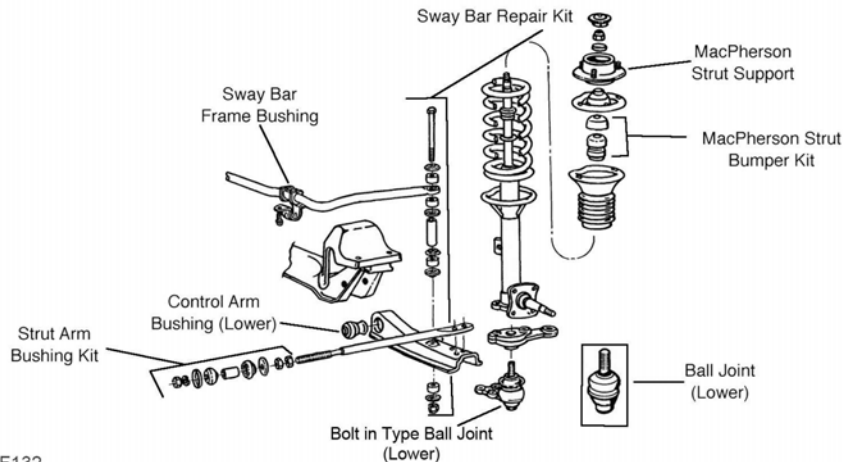
STEERING				
Year	Model/Application	Part	P/C Qty	Figure
Rack & Pinion Boot Kit				
1990	Manual Steering	K9882	2	
1990-1987	Power Steering, (Standard Design)	K9877	2	
1989-1987	Manual Steering	K9310	2	
Tie Rod End				
1990	Rack & Pinion Manual, (Full Ball Stud Provides 360 Degrees Of Smooth Rotation)	Inner	EV226 ‡	2
	Rack & Pinion Power, Externally Threaded Racks, (Full Ball Stud Provides 360 Degrees Of Smooth Rotation)	Inner	EV128 ‡	2
	Rack & Pinion Power, Internally Threaded Racks, (Full Ball Stud Provides 360 Degrees Of Smooth Rotation)	Inner	EV223 ‡	2
1990-1987	(Includes Sunoloy-Coated Metal Bearing To Combine Durability With Smooth Stud Swing)	Outer	ES2171R ‡	2
1989-1987	Rack & Pinion Manual, (Full Ball Stud Provides 360 Degrees Of Smooth Rotation)	Inner	EV161 ‡	2
	Rack & Pinion Power, (Full Ball Stud Provides 360 Degrees Of Smooth Rotation)	Inner	EV222 ‡	2

Sigma-MITSUBISHI

FRONT SUSPENSION				
Year	Model/Application	Part	P/C Qty	Figure
Ball Joint				
1990-1989	(Powdered Metal Gusher Brg. For Better Lubrication)	Lower	K9617 ‡	2
Strut Bumper Bellows				
1990-1989	Except Auto Leveling System, (Contains Bumper)		K90463	2
Strut Mount				
1990-1989	4 Wheel Antilock Brakes, Auto Adjusting Suspension, (Contains Bearing)		K9846	2
Sway Bar Repair Kit				
1990-1989	(Heavy Duty Design) 5" Length, (Includes Polyurethane Bushings And Solid Metal Sleeve For Enhanced Performance. Barrel Nut Allows For Easier Installation.)		K90308	2
			K700530 ‡	2
STEERING				
Year	Model/Application	Part	P/C Qty	Figure
Rack & Pinion Boot Kit				
1990-1989	(Standard Design) Power Steering, (High Temperature)		K9877	2
			K9358	2
Tie Rod End				
1990-1989	(Full Ball Stud Provides 360 Degrees Of Smooth Rotation) Except Rear Active Steer, (Powdered Metal Gusher Brg. For Better Lubrication)	Inner	EV206 ‡	2
		Outer	ES2347RL ‡	2
REAR SUSPENSION				
Year	Model/Application	Part	P/C Qty	Figure
Strut Bumper Bellows				
1990-1989	Non ABS, Except Adjustable Suspension, (Contains Bumper)		K90467	2
Strut Mounting Kit				
1990-1989	Except Antilock Brakes, Except Auto Adjusting Suspension		K7226	2

MITSUBISHI-Starion

FRONT SUSPENSION



F132

F132

Year	Model/Application	Part	P/C Qty	Figure
Strut Bumper Bellows				
1986-1983	(Contains Bumper)	K90461	2	F132
Strut Mount				
1989-1983	(Contains Bearing)	K9694	2	F132
Strut Rod Bushing				
1989-1983	Intercooled Engine	K9887	1	F132
Sway Bar Repair Kit				
1989-1986	(Contains Thermoplastic Bushing)	K90129 ‡	2	F132
1989-1983	5.5" Length, (Includes Polyurethane Bushings And Solid Metal Sleeve For Enhanced Performance. Barrel Nut Allows For Easier Installation.)	K700528 ‡	2	F132
1985-1983	(Heavy Duty Design) (Standard Design)	K8989 ‡ K5255	2 2	F132 F132

STEERING

Year	Model/Application	Part	P/C Qty	Figure
Idler Arm Repair Kit				
1989-1983	Except Intercooled Engine, (For OE Design Idler Arm Only)	K9100	1	
Tie Rod End				
1989-1986	Intercooled Engine	Outer ES3005RL	2	
1989-1983	(Includes Sunoloy-Coated Metal Bearing To Combine Durability With Smooth Stud Swing)	Left Inner ES2197R ‡	1	
1987-1983	Except Intercooled Engine, (Includes Sunoloy-Coated Metal Bearing To Combine Durability With Smooth Stud Swing)	Outer ES2194R ‡	2	
1985	Intercooled Turbocharged Engines	Outer ES3005RL	2	

REAR SUSPENSION

Year	Model/Application	Part	P/C Qty	Figure
Strut Bumper Bellows				
1989-1987	Except Adjustable Suspension, (Replacement Type, Contains Bumper)	K90460	2	
1986-1983	(Contains Bumper)	K90461	2	
Strut Mount				
1989-1983		K9721	2	
Sway Bar Repair Kit				
1989-1983	(Heavy Duty Design) (Includes Polyurethane Bushings And Solid Metal Sleeve For Enhanced Performance. Barrel Nut Allows For Easier Installation.)	K90130 ‡ K700525 ‡	2 2	

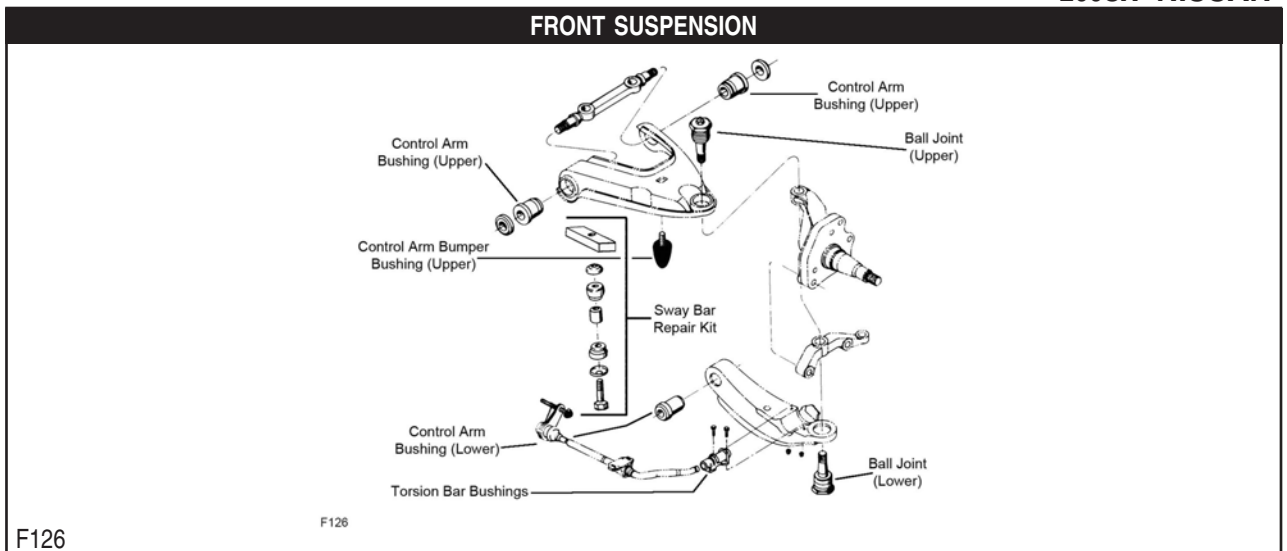
MITSUBISHI-Tredia

FRONT SUSPENSION

Year	Model/Application	Part	P/C Qty	Figure
Ball Joint				
1988-1983	(Powdered Metal Gusher Brg. For Better Lubrication)	Lower K9617 ‡	2	

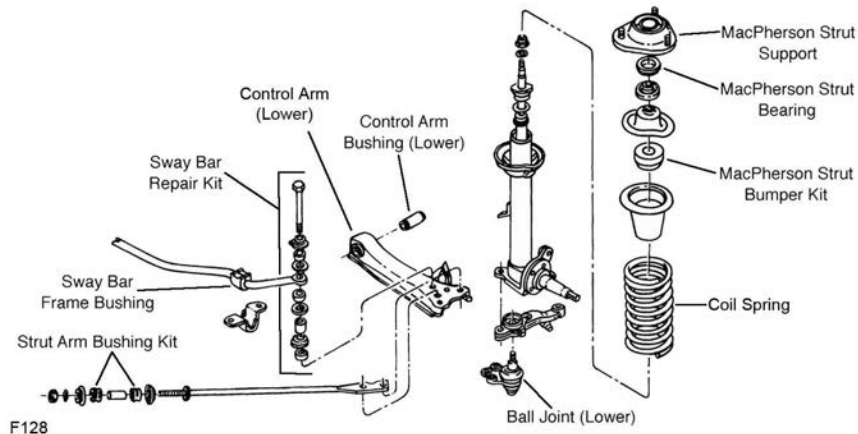
FRONT SUSPENSION (Cont.)				
Year	Model/Application	Part	P/C Qty	Figure
Strut Bumper Bellows				
1988-1983	(OE Material For Strut Performance And Longevity, Contains Bumper)	K90462 ‡	2	
Strut Mount				
1988-1983	(Bearing Not Included)	K9849	2	
Strut Rod Bushing				
1988-1983	Naturally Aspirated	K9524	1	
Sway Bar Repair Kit				
1988-1983	Naturally Aspirated	Center K90098 K90097	2 2	
STEERING				
Year	Model/Application	Part	P/C Qty	Figure
Rack & Pinion Boot Kit				
1988	Power Steering, (High Temperature)	K9358	2	
1988-1987	(Standard Design)	K9877	2	
1986-1983	Manual Steering, (Standard Design)	Left K9877	1	
	Manual Steering	Right K9444	1	
	Power Steering, (Standard Design)	K9877	2	
Tie Rod End				
1988	Rack & Pinion Power, (Full Ball Stud Provides 360 Degrees Of Smooth Rotation)	Inner EV223 ‡	2	
1988-1983	(Powdered Metal Gusher Brg. For Better Lubrication)	Outer ES2347RL ‡	2	
1987-1983	Rack & Pinion Power, (Full Ball Stud Provides 360 Degrees Of Smooth Rotation)	Inner EV197 ‡	2	
REAR SUSPENSION				
Year	Model/Application	Part	P/C Qty	Figure
Sway Bar Repair Kit				
1988-1983	Naturally Aspirated	K90097	2	

200SX-NISSAN



NISSAN-200SX (Cont.)

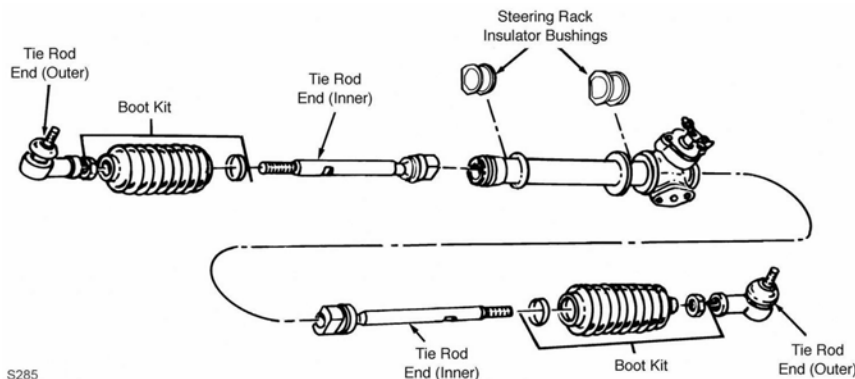
FRONT SUSPENSION (Cont.)



F128

Year	Model/Application	Part	P/C Qty	Figure
Ball Joint				
1983-1982	Lower	K9087	2	F128
Control Arm Bushing				
1988-1984	Lower	K9337	2	F128
Control Arm with Ball Joint				
1988-1984	(R-Series) (R-Series)	Left Lower Right Lower	1 1	F128 F128
Strut Bearing				
1988-1984		K9476	2	F128
Strut Bumper Bellows				
1988-1982	(OE Material For Strut Performance And Longevity, Contains Bumper)	K90462 ‡	2	F128
Strut Rod Bushing				
1988-1984		K9960	2	F126
Strut Rod Bushing Kit				
1983-1982	(Contains Hardware, Standard Design)	K9217	1	F126
Sway Bar Bushing				
1988-1984	To Frame	K9375	1	F128
1983-1982	To Frame	K9243	1	F128
Sway Bar Repair Kit				
1988-1984	(Heavy Duty Design) (Includes Polyurethane Bushings And Solid Metal Sleeve For Enhanced Performance. Barrel Nut Allows For Easier Installation.) (Standard Design)	K90130 ‡ K700525 ‡ K9224	2 2 2	F128 F128 F128
1983	From 10/83, (Heavy Duty Design) From 10/83, (Includes Polyurethane Bushings And Solid Metal Sleeve For Enhanced Performance. Barrel Nut Allows For Easier Installation.)	K90130 ‡ K700525 ‡	2 2	F128 F128
1983-1982	(Standard Design) 5" Length, (Includes Polyurethane Bushings And Solid Metal Sleeve For Enhanced Performance. Barrel Nut Allows For Easier Installation.)	K9222 K700530 ‡	2 2	F128 F128

STEERING



S285

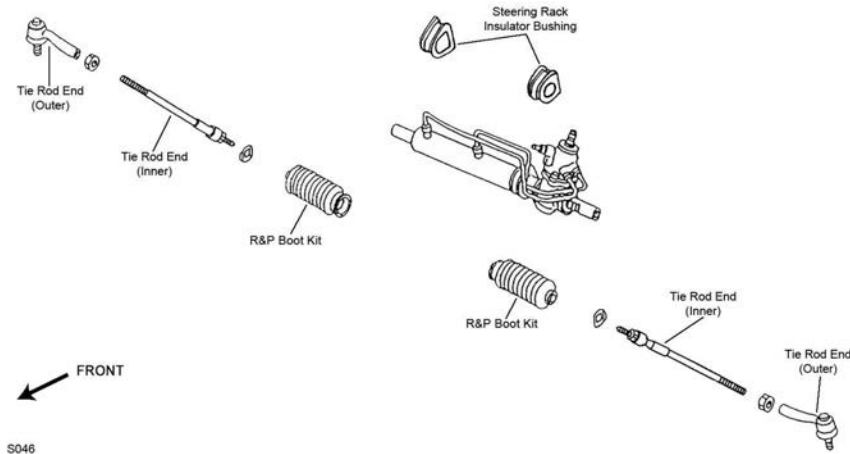
S285

STEERING (Cont.)				
Year	Model/Application	Part	P/C Qty	Figure
Idler Arm Bushing Kit				
1983-1982	Bracket End	K9104	1	
Rack & Pinion Boot Kit				
1988-1987	Right	K9472	1	S285
1986-1984	Left	K9328	1	
	Right	K9329	1	
Tie Rod End				
1988-1984	(Includes Sunoloy-Coated Metal Bearing To Combine Durability With Smooth Stud Swing) Left Outer	ES2273R ‡	1	S285
	(Includes Sunoloy-Coated Metal Bearing To Combine Durability With Smooth Stud Swing) Right Outer	ES2274R ‡	1	S285
	(Full Ball Stud Provides 360 Degrees Of Smooth Rotation) Inner	EV162 ‡	2	S285
1983-1982	Left Inner	ES489R	1	

240SX-NISSAN

FRONT SUSPENSION				
Year	Model/Application	Part	P/C Qty	Figure
Ball Joint				
1990-1989	Lower	K9509	2	
Control Arm with Ball Joint				
1990	(R-Series) Left Lower	RK620553	1	
	(R-Series) Right Lower	RK620552	1	
1989	From 2/89, (R-Series) Left Lower	RK620553	1	
	From 2/89, (R-Series) Right Lower	RK620552	1	
Strut Bumper Bellows				
1990-1989	Except Adjustable Suspension, (OE Material For Strut Performance And Longevity, Contains Bumper)	K90462 ‡	2	
Strut Mount				
1990-1989	(Contains Bearing)	K9790	2	
Sway Bar Link				
1990-1989	(Powdered Metal Gusher Brg. For Better Lubrication)	K9825 ‡	2	

STEERING



S046

Year	Model/Application	Part	P/C Qty	Figure
Rack & Pinion Boot Kit				
1990-1989		K9860	2	S046
Tie Rod End				
1990-1989	(Powdered Metal Gusher Brg. For Better Lubrication) Outer	ES2814RL ‡	2	S046
	(Full Ball Stud Provides 360 Degrees Of Smooth Rotation) Inner	EV169 ‡	2	S046
REAR SUSPENSION				
Year	Model/Application	Part	P/C Qty	Figure
Shock Hardware Kit				
1990-1989		K90227	2	

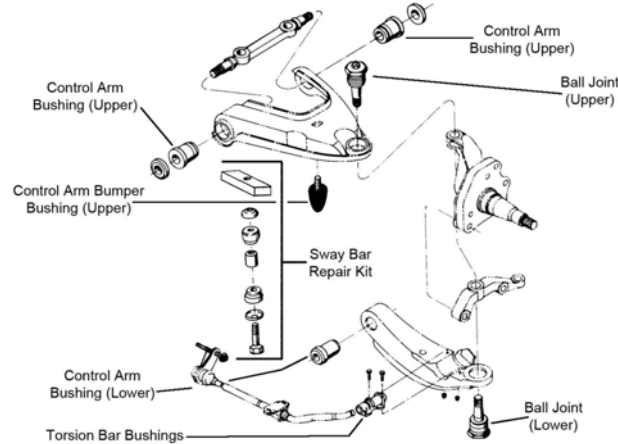
NISSAN-240SX (Cont.)

REAR SUSPENSION (Cont.)

Year	Model/Application	Part	P/C Qty	Figure
Strut Bumper Bellows				
1990	(Contains Bumper)	K90467	2	
Sway Bar Repair Kit				
1990-1989		K90247	2	
Wheel Hub & Bearing Assembly				
1990-1989		512014	2	

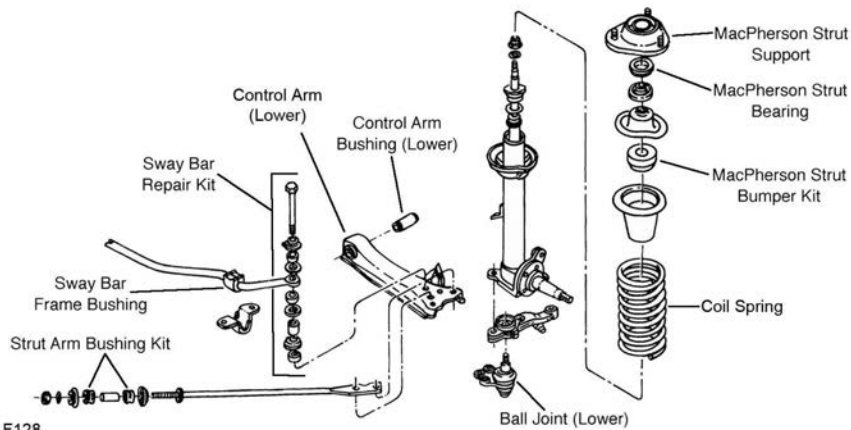
NISSAN-280ZX

FRONT SUSPENSION



F126

F126



F128

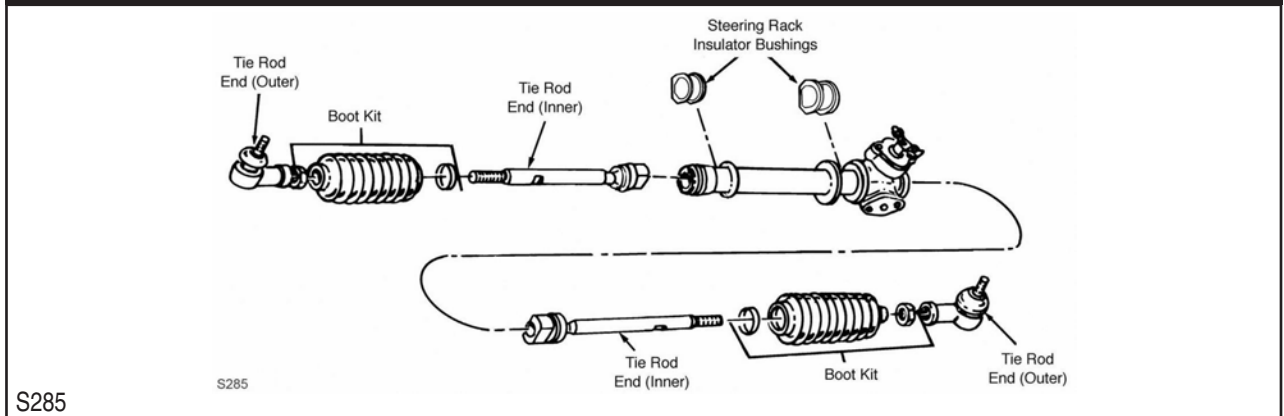
F128

Year	Model/Application	Part	P/C Qty	Figure
Ball Joint				
1983-1982		Lower K9292	2	F128
Control Arm Bushing				
1983-1982		Lower K9333	2	F128
Strut Bearing				
1983-1982		K9476	2	F128
Strut Bumper Bellows				
1983-1982	(OE Material For Strut Performance And Longevity, Contains Bumper)	K90462 ‡	2	F128
Strut Rod Bushing				
1983-1982		K9215	1	F126
Sway Bar Bushing				
1983-1982		To Frame K9375	1	F128
Sway Bar Repair Kit				
1983-1982	(Heavy Duty Design)	K90130 ‡	2	F128

FRONT SUSPENSION (Cont.)

Year	Model/Application	Part	P/C Qty	Figure
Sway Bar Repair Kit				
1983-1982 (Cont.)	(Includes Polyurethane Bushings And Solid Metal Sleeve For Enhanced Performance. Barrel Nut Allows For Easier Installation.) (Standard Design)	K700525 ‡	2	F128
		K9224	2	F128

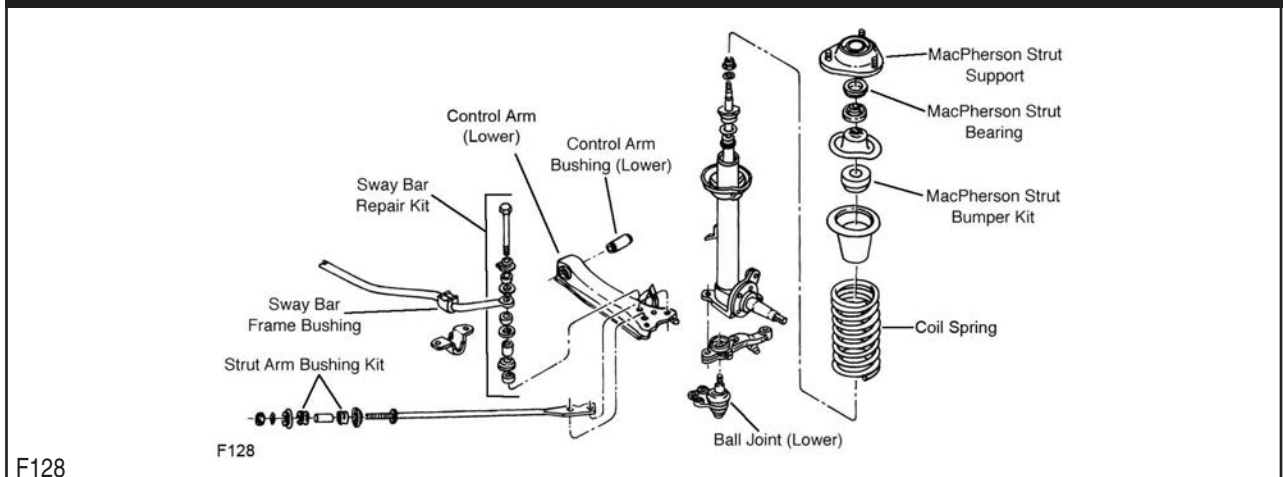
STEERING



Year	Model/Application	Part	P/C Qty	Figure
Tie Rod End				
1983-1982	(Full Ball Stud Provides 360 Degrees Of Smooth Rotation)	Inner EV162 ‡	2	S285

300ZX-NISSAN

FRONT SUSPENSION



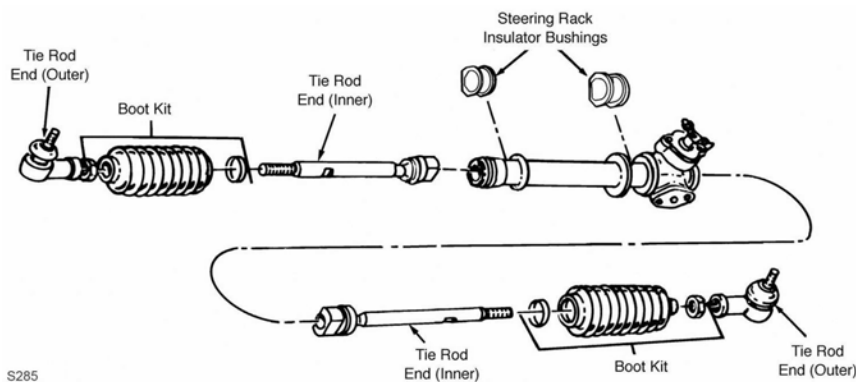
Year	Model/Application	Part	P/C Qty	Figure
Ball Joint				
1989-1984	(Powdered Metal Gusher Brg. For Better Lubrication)	Lower K9631 ‡	2	F128
1990	(R-Series)	Left Lower RK622773	1	
Strut Bearing				
1989-1984		K9476	2	F128
Strut Bumper Bellows				
1990	(Replacement Type, Contains Bumper)	K90460	2	
1989-1984	Naturally Aspirated, (Contains Bumper)	K90463	2	F128
Strut Mount				
1989-1984	Except Adjustable Suspension, (Contains Bearing)	K9851	2	F128
Strut Rod Bushing				
1989-1984		K9960	2	
Sway Bar Bushing				
1989-1984	Naturally Aspirated	To Frame K9243	1	F128

NISSAN-300ZX (Cont.)

FRONT SUSPENSION (Cont.)

Year	Model/Application	Part	P/C Qty	Figure
Sway Bar Bushing				
1986-1984	Turbocharged	To Frame	K9375	1 F128
Sway Bar Link				
1990		Right	K9829	1
1989	From 2/89 From 2/89 Thru 2/89	Left	K9833	1
		Right	K9829	1
			K9827	2
1988	From 1/88		K9827	2
1988-1987	(Powdered Metal Gusher Brg. For Better Lubrication)		K9543 ‡	2
Sway Bar Repair Kit				
1986-1984	(Heavy Duty Design) (Includes Polyurethane Bushings And Solid Metal Sleeve For Enhanced Performance. Barrel Nut Allows For Easier Installation.) (Standard Design)		K90130 ‡	2 F128
			K700525 ‡	2 F128
			K9224	2 F128

STEERING



S285

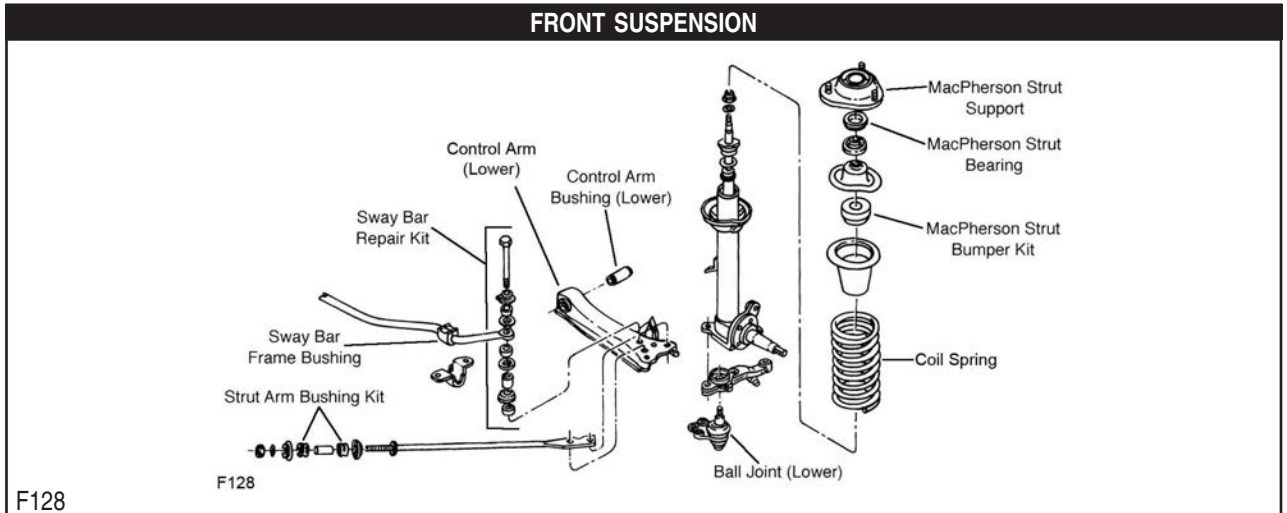
Year	Model/Application	Part	P/C Qty	Figure
Rack & Pinion Boot Kit				
1990			K9860	2
1989-1984		Left	K9328	1 S285
		Right	K9329	1 S285
Tie Rod End				
1990	(Full Ball Stud Provides 360 Degrees Of Smooth Rotation)	Outer	ES3404	2 S285
		Inner	EV345 ‡	2
1989	From 2/89 From 2/89, (Full Ball Stud Provides 360 Degrees Of Smooth Rotation) Thru 1/89, (Full Ball Stud Provides 360 Degrees Of Smooth Rotation)	Outer	ES3404	2
		Inner	EV345 ‡	2
		Inner	EV162 ‡	2 S285
1988-1984	(Full Ball Stud Provides 360 Degrees Of Smooth Rotation)	Inner	EV162 ‡	2 S285
1986-1984		Outer	ES2332	2 S285

REAR SUSPENSION

Year	Model/Application	Part	P/C Qty	Figure
Shock Hardware Kit				
1990	Except Adjustable Suspension		K90227	2
Strut Bumper Bellows				
1990	(Contains Bumper)		K90467	2
Strut Mounting Kit				
1989-1984			K9842	2
Sway Bar Bushing				
1990	Naturally Aspirated, 2 Seat	To Frame	K90586	1
Sway Bar Repair Kit				
1990			K90247	2
1989-1984			K90103	2
Tie Rod End				
1990	4 Wheel Steering, (Full Ball Stud Provides 360 Degrees Of Smooth Rotation)	Inner	EV181 ‡	2

REAR SUSPENSION (Cont.)				
Year	Model/Application	Part	P/C Qty	Figure
Wheel Hub & Bearing Assembly				
1990		512377	2	

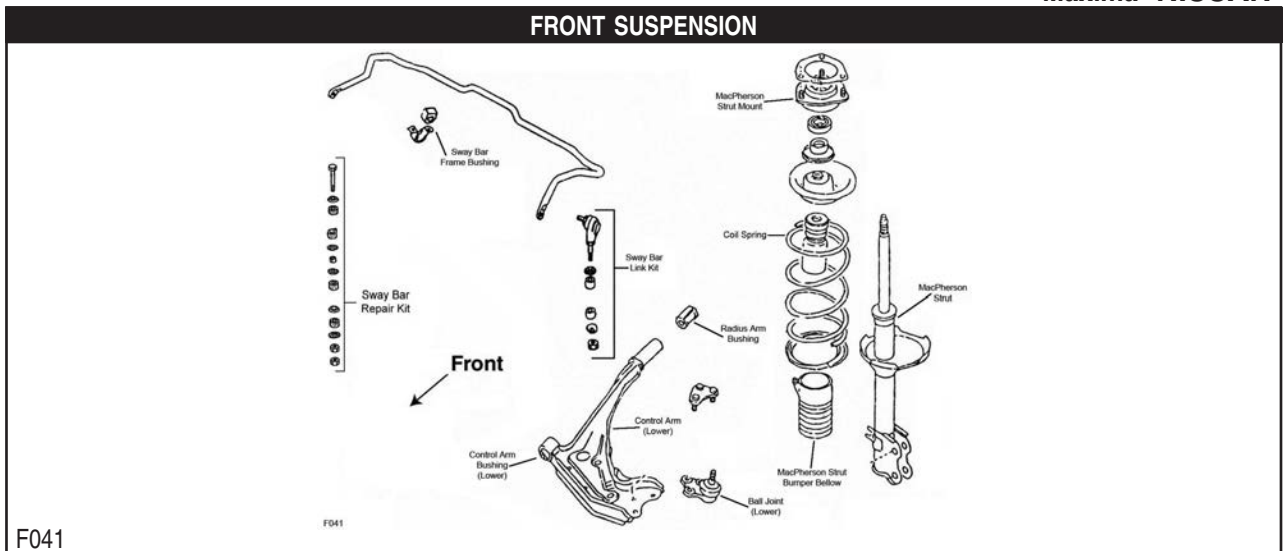
810-NISSAN



Year	Model/Application	Part	P/C Qty	Figure
Strut Bearing				
1981		K9476	2	F128
Strut Bumper Bellows				
1981	(OE Material For Strut Performance And Longevity, Contains Bumper)	K90462 ‡	2	
Sway Bar Repair Kit				
1981	(Heavy Duty Design) (Includes Polyurethane Bushings And Solid Metal Sleeve For Enhanced Performance. Barrel Nut Allows For Easier Installation.)	K90130 ‡ K700525 ‡	2 2	F128

STEERING				
Year	Model/Application	Part	P/C Qty	Figure
Tie Rod End				
1981	(Includes Sunoloy-Coated Metal Bearing To Combine Durability With Smooth Stud Swing) (Includes Sunoloy-Coated Metal Bearing To Combine Durability With Smooth Stud Swing) (Full Ball Stud Provides 360 Degrees Of Smooth Rotation)	Left Outer Right Outer Inner	ES2273R ‡ ES2274R ‡ EV162 ‡	1 1 2

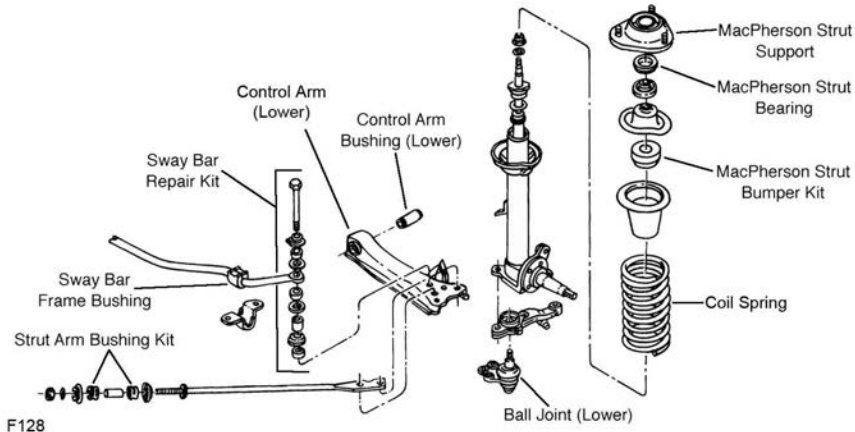
Maxima-NISSAN



F041

NISSAN-Maxima (Cont.)

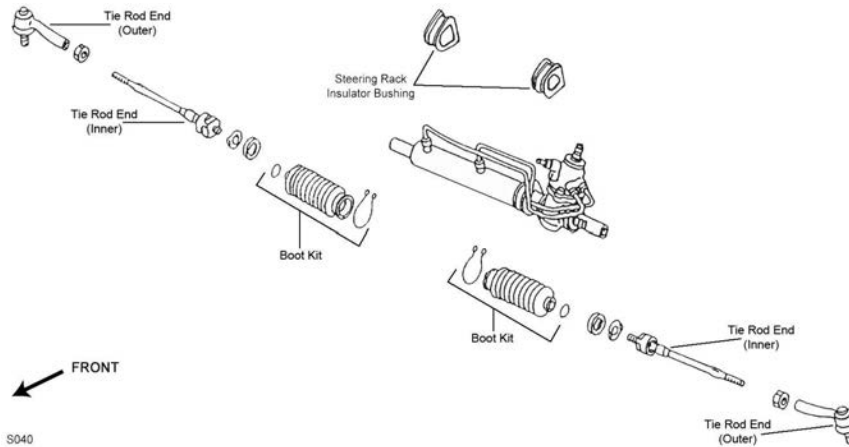
FRONT SUSPENSION (Cont.)



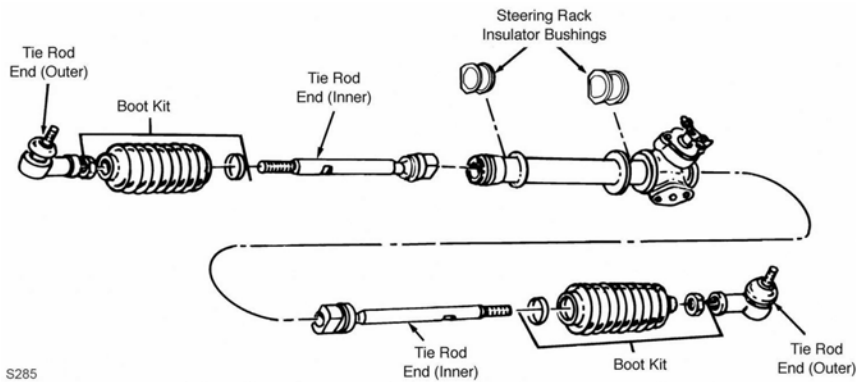
F128

Year	Model/Application	Part	P/C Qty	Figure	
Ball Joint					
1990-1989		Lower	K9371	2	F041
1988-1985		Lower	K9371	2	
Control Arm Bushing					
1990	GXE, Automatic Transaxle	Lower Front	K90720	2	F041
1989		Lower Front	K90720	2	F041
1988-1985		Lower Front	K90720	2	
1984-1982		Lower	K9337	2	F128
Control Arm with Ball Joint					
1990-1989	(R-Series) (R-Series)	Left Lower Right Lower	RK620351 RK620350	1 1	F041 F041
Strut Bearing					
1990-1989	Except Sonar Suspension		K9476	2	F041
1984-1981			K9476	2	F128
Strut Bumper Bellows					
1990-1989	Except Sonar Suspension, (OE Material For Strut Performance And Longevity, Contains Bumper)		K90462 ‡	2	F041
1988-1985	Except Variable Dampening Suspension, (Contains Bumper)		K90463	2	
1984-1981	(OE Material For Strut Performance And Longevity, Contains Bumper)		K90462 ‡	2	F128
Strut Mount					
1990-1989	Except Sonar Suspension, (Contains Bearing)		K9793	2	F041
1988-1985	Except Electronic Suspension, (Contains Bearing)		K9640	2	
Sway Bar Bushing					
1990-1989		To Frame	K9985	1	F041
1984-1982	4 Dr. Sedan 4 Dr. Station Wagon	To Frame To Frame	K9375 K9243	1 1	F128 F128
Sway Bar Link					
1990-1989	(Powdered Metal Gusher Brg. For Better Lubrication)		K9543 ‡	2	F041
Sway Bar Repair Kit					
1990-1989			K90128	2	F041
1988-1985	(Heavy Duty Design) (Includes Polyurethane Bushings And Solid Metal Sleeve For Enhanced Performance. Barrel Nut Allows For Easier Installation.)		K90130 ‡ K700525 ‡	2 2	
1984-1981	(Heavy Duty Design) (Includes Polyurethane Bushings And Solid Metal Sleeve For Enhanced Performance. Barrel Nut Allows For Easier Installation.) (Standard Design)		K90130 ‡ K700525 ‡ K9224	2 2 2	F128 F128 F128

STEERING



S040

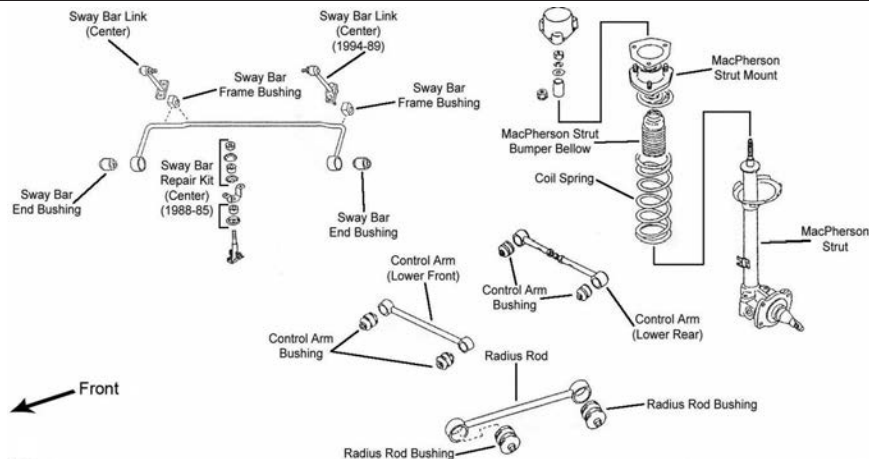


S285

Year	Model/Application	Part	P/C Qty	Figure
Rack & Pinion Boot Kit				
1990-1989		K9860	2	S040
1988-1985		Left K9328 Right K9001	1 1	S285 S285
Steering Rack Insulator Bushing				
1990-1989	(Contains Both Left And Right)	K9900	1	S040
Tie Rod End				
1990-1989	(Powdered Metal Gusher Brg. For Better Lubrication) (Full Ball Stud Provides 360 Degrees Of Smooth Rotation)	Outer EV285 ‡ Inner ES2972 ‡	2 2	S040 S040
1988-1985	(Full Ball Stud Provides 360 Degrees Of Smooth Rotation)	Outer ES2333 Inner EV169 ‡	2 2	S285 S285
1984-1981	(Includes Sunoloy-Coated Metal Bearing To Combine Durability With Smooth Stud Swing) (Includes Sunoloy-Coated Metal Bearing To Combine Durability With Smooth Stud Swing) (Full Ball Stud Provides 360 Degrees Of Smooth Rotation)	Left Outer ES2273R ‡ Right Outer ES2274R ‡ Inner EV162 ‡	1 1 2	S285 S285 S285

NISSAN-Maxima (Cont.)

REAR SUSPENSION



R015

Year	Model/Application	Part	P/C Qty	Figure
Control Arm				
1990-1985	Minus 2 To Plus 2-3/4 Degree Camber, (Contains Rubber Bushings, R-Series)	Lower Rear	RK90388	2 R015
Control Arm Bushing				
1990-1989	Adjustable Arm	Lower Front Inner	K90319	2 R015
Radius Rod Bushing				
1990-1989			K90320	2 R015
Strut Bumper Bellows				
1990-1989	Except Sonar Suspension, (Replacement Type, Contains Bumper)		K90460	2 R015
1988-1985	Except Adaptive Variable Suspension, (OE Material For Strut Performance And Longevity, Contains Bumper)		K90462 ‡	2 R015
Strut Mount				
1990-1989		Left	K9780	1
		Right	K9783	1
1988-1985	Except Electronic Suspension	Left	K9780	1
	Except Electronic Suspension	Right	K9783	1
Sway Bar Bushing				
1988-1985		To Frame	K90321	1 R015
Sway Bar Link				
1990-1989		Left	K750759	1 R015
		Right	K750760	1 R015
Wheel Hub & Bearing Assembly				
1990-1989	NTN Brand		512368	2

NISSAN-Multi

FRONT SUSPENSION

Year	Model/Application	Part	P/C Qty	Figure
Ball Joint				
1988-1986	Four Wheel Drive (4X4)	Lower	K9371	2
Control Arm Bushing				
1988-1986	Four Wheel Drive (4X4)	Lower Front	K90720	2

STEERING

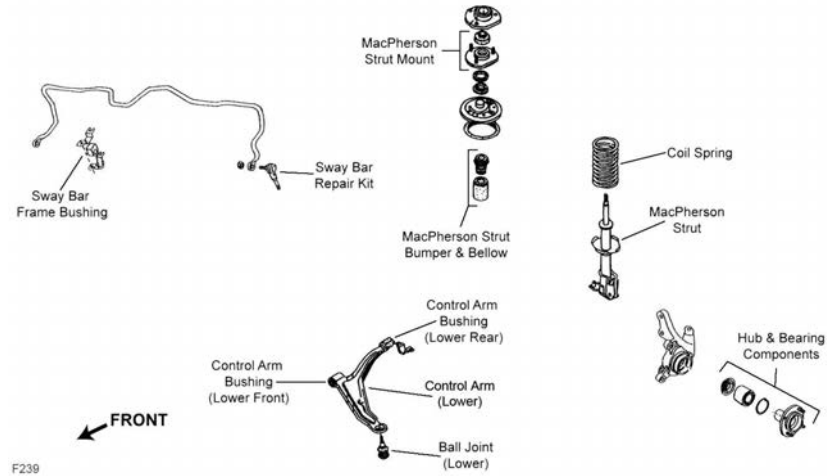
Year	Model/Application	Part	P/C Qty	Figure
Rack & Pinion Boot Kit				
1988-1986	Four Wheel Drive (4X4)	Right	K9472	1
	Four Wheel Drive (4X4), Power Steering	Left	K9328	1
	Front Wheel Drive	Left	K9000	1
	Front Wheel Drive	Right	K9001	1
1987-1986	Four Wheel Drive (4X4)	Left	K9328	1
Tie Rod End				
1988-1986	Front Wheel Drive, (Powdered Metal Gusher Brg. For Better Lubrication)	Outer	ES2814RL ‡	2
	Front Wheel Drive, (Full Ball Stud Provides 360 Degrees Of Smooth Rotation)	Inner	EV169 ‡	2

REAR SUSPENSION

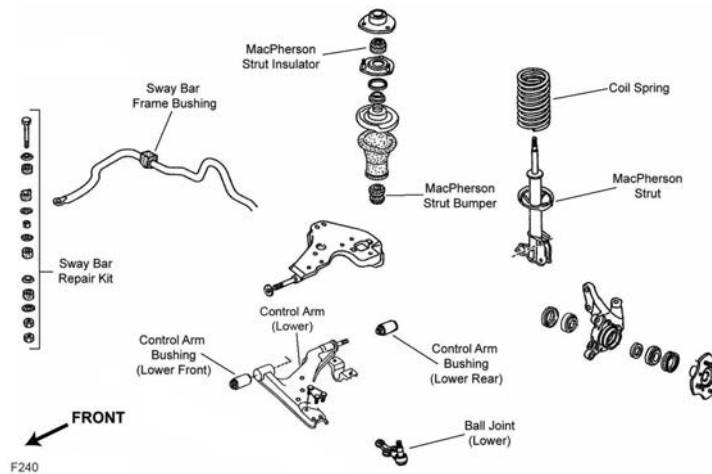
Year	Model/Application	Part	P/C Qty	Figure
Strut Mount Insulator				
1988-1986	(Bearing Not Included, Insulator Only)	K9630	2	

Pulsar-NISSAN

FRONT SUSPENSION



F239

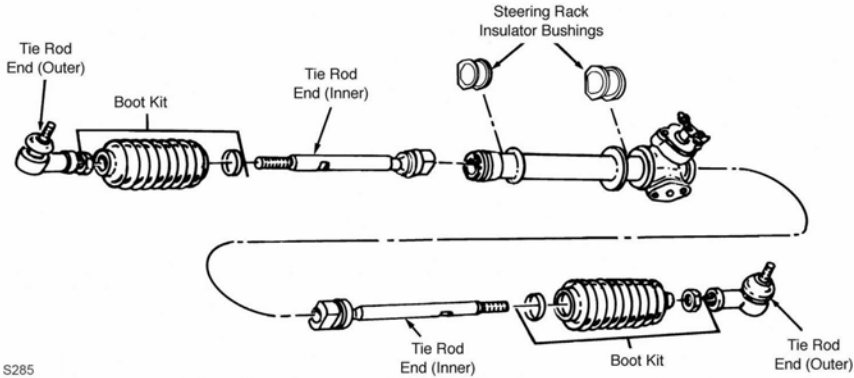


F240

Year	Model/Application	Part	P/C Qty	Figure
Ball Joint				
1983	(Powdered Metal Gusher Brg. For Better Lubrication)	Lower K9153 ‡	2	
Control Arm Bushing Set				
1983	(Contains Front And Rear Bushings)	Lower K9188	2	F239, F240
Strut Bearing				
1983		K9476	2	
Strut Bumper Bellows				
1983	(Replacement Type, Contains Bumper)	K90460	2	
Sway Bar Repair Kit				
1983		K90101	2	F240

NISSAN-Pulsar (Cont.)

STEERING

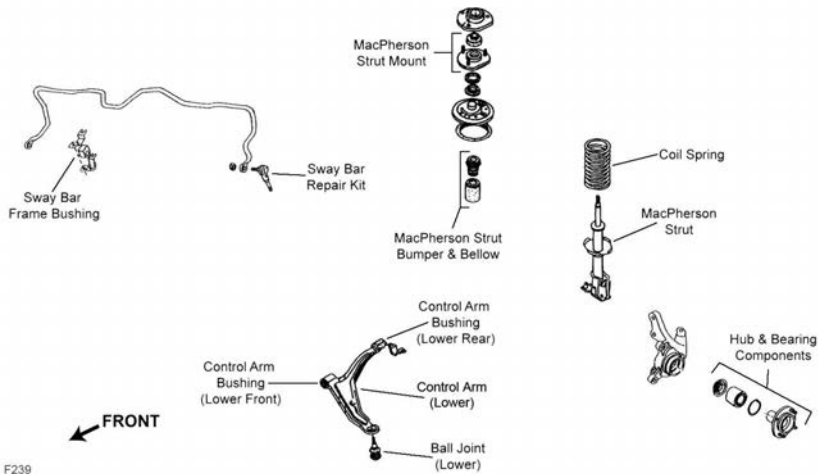


S285

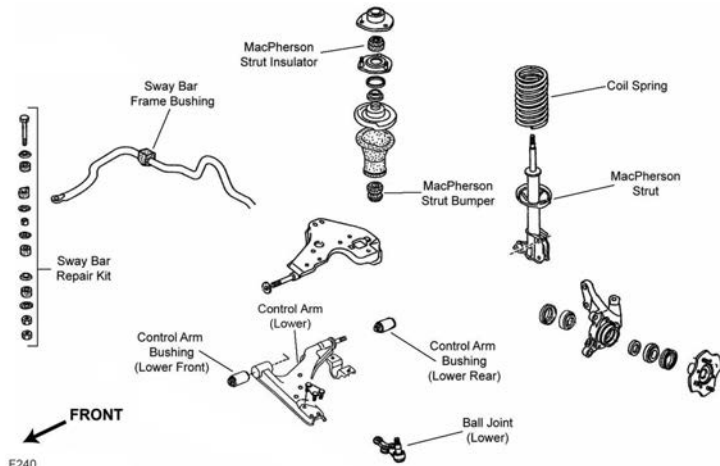
Year	Model/Application	Part	P/C Qty	Figure	
Rack & Pinion Boot Kit					
1983	Manual Steering	Left	K9374	1	S285
	Manual Steering	Right	K9327	1	
	Power Steering	Left	K9000	1	
	Power Steering	Right	K9001	1	
Tie Rod End					
1983	(Full Ball Stud Provides 360 Degrees Of Smooth Rotation)	Outer	ES2333	2	S285
		Inner	EV169 ‡	2	

NISSAN-Pulsar NX

FRONT SUSPENSION

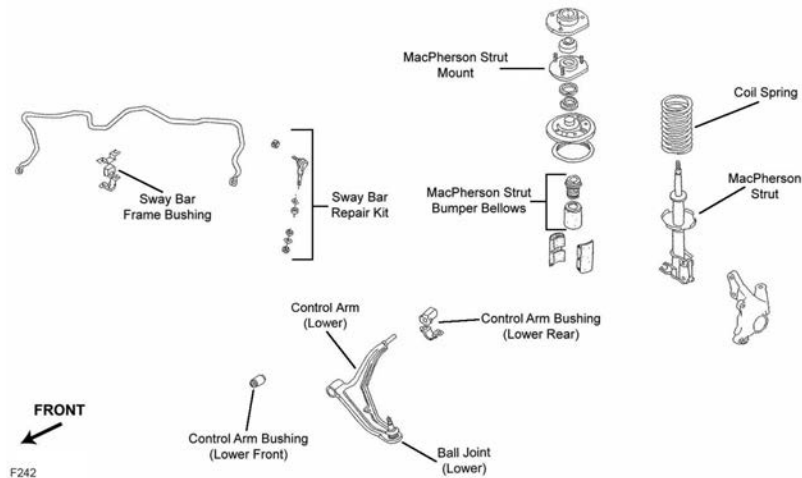


F239



F240

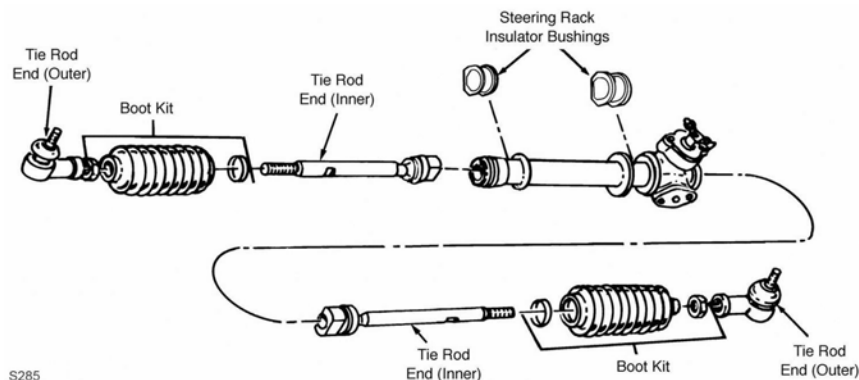
FRONT SUSPENSION (Cont.)



F242

Year	Model/Application	Part	P/C Qty	Figure
Ball Joint				
1990-1987	(Powdered Metal Gusher Brg. For Better Lubrication)	Lower	K9633 ‡	2 F242
1986-1983	(Powdered Metal Gusher Brg. For Better Lubrication)	Lower	K9153 ‡	2 F240
Control Arm Bushing Set				
1990-1987	(Contains Front And Rear Bushings)	Lower	K90035	2 F242
1986-1983	(Contains Front And Rear Bushings)	Lower	K9188	2 F239, F240
Strut Bearing				
1986-1983			K9476	2 F240
Strut Bumper Bellows				
1990-1987	(Replacement Type, Contains Bumper)		K90460	2 F242
1986-1983	(Original Equipment Type) (Replacement Type, Contains Bumper)		K201655 K90460	2 2 F240
Sway Bar Link				
1990-1987	(Powdered Metal Gusher Brg. For Better Lubrication)		K9543 ‡	2 F242
Sway Bar Repair Kit				
1990-1987			K90128	2 F242
1986-1983	(Contains Thermoplastic Bushing)		K90101 K90129 ‡	2 2 F240

STEERING



S285

Year	Model/Application	Part	P/C Qty	Figure
Rack & Pinion Boot Kit				
1990-1987		Left Right	K9355 K9328	1 1
1986-1985	Manual Steering Power Steering Power Steering	Left Left Right	K9326 K9328 K9329	1 1 1
1986-1983	Manual Steering	Right	K9327	1

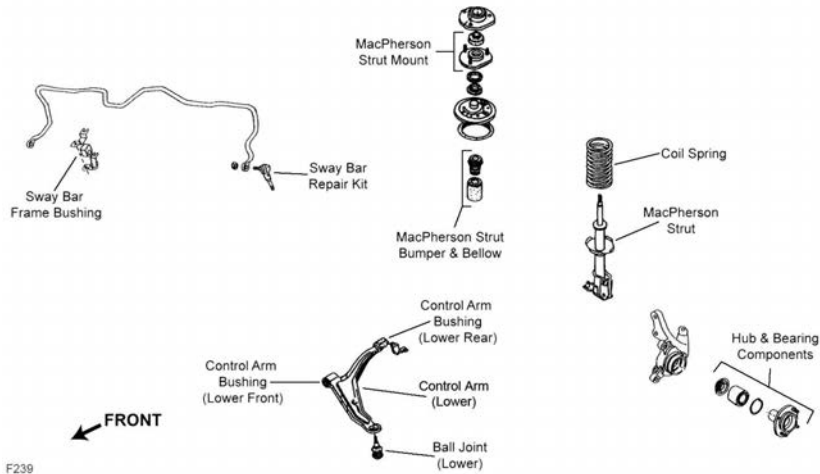
NISSAN-Pulsar NX (Cont.)

STEERING (Cont.)

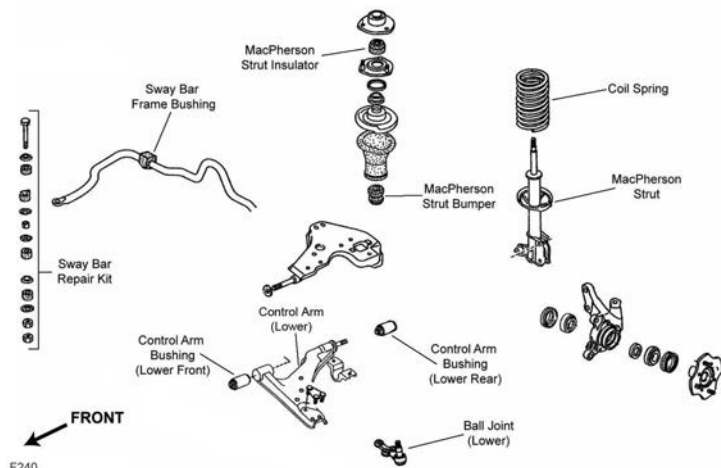
Year	Model/Application	Part	P/C Qty	Figure
Rack & Pinion Boot Kit				
1984-1983	Manual Steering	Left	K9374	1
	Power Steering	Left	K9000	1
	Power Steering	Right	K9001	1
Tie Rod End				
1990-1987	(Powdered Metal Gusher Brg. For Better Lubrication) (Full Ball Stud Provides 360 Degrees Of Smooth Rotation)	Outer	ES2814RL ‡	2
		Inner	EV169 ‡	2
1986-1985	(Full Ball Stud Provides 360 Degrees Of Smooth Rotation)	Inner	EV181 ‡	2
1986-1983		Outer	ES2333	2
1984-1983	(Full Ball Stud Provides 360 Degrees Of Smooth Rotation)	Inner	EV169 ‡	2
REAR SUSPENSION				
Year	Model/Application	Part	P/C Qty	Figure
Control Arm				
1989-1987	(Lateral Link, R-Series)	Lower Rear	RK641141	2
Control Arm Bushing				
1986-1983		Lower	K201119	4
Strut Bumper Bellows				
1990-1987	(OE Material For Strut Performance And Longevity, Contains Bumper)		K90462 ‡	2
Strut Mount Insulator				
1990-1987	(Bearing Not Included, Insulator Only)		K9630	2

NISSAN-Sentra

FRONT SUSPENSION



F239

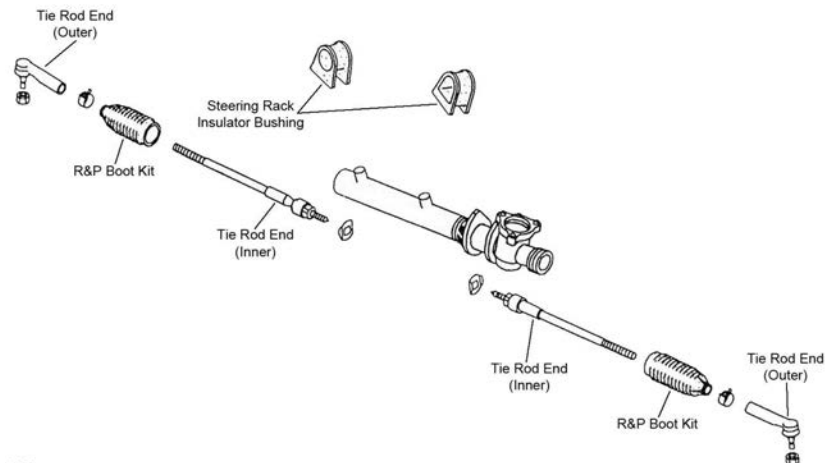


F240

FRONT SUSPENSION (Cont.)

Year	Model/Application	Part	P/C Qty	Figure
Ball Joint				
1990	From 9/90, (Powdered Metal Gusher Brg. For Better Lubrication) Thru 8/90, (Powdered Metal Gusher Brg. For Better Lubrication)	Lower Lower	K9449 ‡ K9633 ‡	2 2 F239
1989-1987	(Powdered Metal Gusher Brg. For Better Lubrication)	Lower	K9633 ‡	2 F239
1986	From 1/86, (Powdered Metal Gusher Brg. For Better Lubrication) Thru 12/85, (Powdered Metal Gusher Brg. For Better Lubrication)	Lower Lower	K9633 ‡ K9153 ‡	2 2 F239 F240
1985-1982	(Powdered Metal Gusher Brg. For Better Lubrication)	Lower	K9153 ‡	2 F240
Control Arm Bushing Set				
1990-1987	(Contains Front And Rear Bushings)	Lower	K90035	2 F239
1986	From 1/1/86, Japan Built, (Contains Front And Rear Bushings) Thru 12/31/85, Japan Built, (Contains Front And Rear Bushings) Thru 3/86, USA Built, (Contains Front And Rear Bushings)	Lower Lower Lower	K90035 K9188 K9188	2 2 2 F239 F239, F240 F239, F240
1985-1982	(Contains Front And Rear Bushings)	Lower	K9188	2 F239, F240
Control Arm with Ball Joint				
1990-1987	(R-Series) (R-Series)	Left Lower Right Lower	RK620563 RK620562	1 1 F239 F239
Strut Bumper Bellows				
1990-1987	2 Dr. Coupe, 2 Dr. Sedan, 4 Dr. Sedan, (Replacement Type, Contains Bumper) 4 Dr. Station Wagon, Four Wheel Drive (4X4), (OE Material For Strut Performance And Longevity, Contains Bumper) 4 Dr. Station Wagon, Front Wheel Drive, (Replacement Type, Contains Bumper)		K90460 K90462 ‡ K90460	2 2 2 F239 F239 F239
Sway Bar Bushing				
1986	Thru 12/85	To Frame	K9428	1 F240
1985-1983		To Frame	K9428	1 F240
1982	Japan Built, Vin Number JN1, USA Production, Vin Number 1N4	To Frame	K9428	1 F240
Sway Bar Link				
1990-1987	(Powdered Metal Gusher Brg. For Better Lubrication)		K9543 ‡	2 F239
1986	(Link With Sockets, Powdered Metal Gusher Brg. For Better Lubrication)		K9543 ‡	2 F239
Sway Bar Repair Kit				
1990-1986			K90128	2 F239
1986	Bolt Style Link		K90101	2 F240
1985	Thru 12/85, (Contains Thermoplastic Bushing)		K90129 ‡	2 F240
1985-1982			K90101	2 F240
1984-1982	(Contains Thermoplastic Bushing)		K90129 ‡	2 F240

STEERING

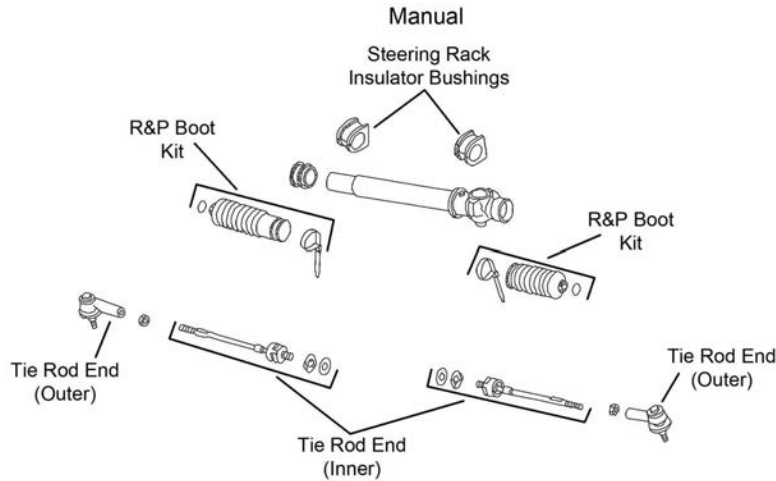


S050

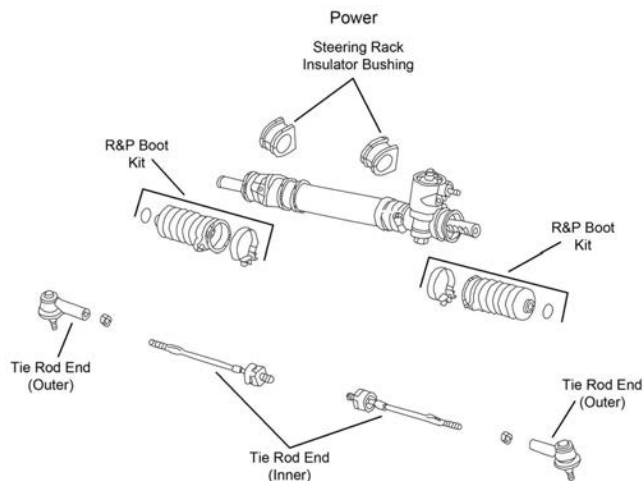
S050

NISSAN-Sentra (Cont.)

STEERING (Cont.)



S387



S388

Year	Model/Application	Part	P/C Qty	Figure
Rack & Pinion Boot Kit				
1990-1989	Japan Built, Power Steering	Right	K9355	1
1990-1987	Manual Steering	Left	K9326	1
1989	Japan Built, Power Steering	Left	K9328	1
1989-1987	Manual Steering	Right	K9327	1
1988	From 9/88, Japan Built, Power Steering From 9/88, Japan Built, Power Steering Power Steering, Thru 8/88 Power Steering, Thru 8/88	Left	K9328	1
		Right	K9355	1
		Left	K9328	1
		Right	K9355	1
1987	Power Steering Power Steering	Left	K9328	1
		Right	K9355	1
1986	B11 Model Series, Power Steering B12 Model Series, Power Steering	Right	K9329	1
		Right	K9355	1
1986-1984	Manual Steering Power Steering	Left	K9326	1
		Left	K9328	1
1986-1982	Manual Steering	Right	K9327	1
1985-1984	Power Steering	Right	K9329	1
1983-1982	Manual Steering Power Steering Power Steering	Left	K9374	1
		Left	K9000	1
		Right	K9001	1
Tie Rod End				
1990-1989	Front Wheel Drive, Rack & Pinion Power, 16mm Threaded Rack, USA Built, M16 - 1.5 Thread, (Full Ball Stud Provides 360 Degrees Of Smooth Rotation)	Inner	EV289 ‡	2
1990-1987	Four Wheel Drive (4X4), (Non-Greaseable)	Outer	ES2333	2
	Four Wheel Drive (4X4), M16 - 1.0 Thread, (Full Ball Stud Provides 360 Degrees Of Smooth Rotation)	Inner	EV169 ‡	2
	Front Wheel Drive, (Greaseable, Powdered Metal Gusher Brg. For Better Lubrication)	Outer	ES2814RL ‡	2

STEERING (Cont.)				
Year	Model/Application	Part	P/C Qty	Figure
Tie Rod End				
1990-1987 (Cont.)	Front Wheel Drive, 16mm Threaded Rack, M16 - 1.0 Thread, (Full Ball Stud Provides 360 Degrees Of Smooth Rotation)	Inner	EV169 ‡	2
	Front Wheel Drive, Rack & Pinion Manual, 14mm Threaded Rack, (Full Ball Stud Provides 360 Degrees Of Smooth Rotation)	Inner	EV181 ‡	2
1986	16mm Threaded Rack, (Full Ball Stud Provides 360 Degrees Of Smooth Rotation)	Inner	EV169 ‡	2
	From 1/86, (Greaseable, Powdered Metal Gusher Brg. For Better Lubrication)	Outer	ES2814RL ‡	2
	Thru 12/85, (Non-Greaseable)	Outer	ES2333	2
	Rack & Pinion Manual, 14mm Threaded Rack, (Full Ball Stud Provides 360 Degrees Of Smooth Rotation)	Inner	EV181 ‡	2
1985-1984	(Full Ball Stud Provides 360 Degrees Of Smooth Rotation)	Inner	EV181 ‡	2
	Front Wheel Drive	Outer	ES2333	2
1983	Thru 7/83	Outer	ES2333	2
1983-1982	(Full Ball Stud Provides 360 Degrees Of Smooth Rotation)	Inner	EV169 ‡	2
1982		Outer	ES2333	2
REAR SUSPENSION				
Year	Model/Application	Part	P/C Qty	Figure
Control Arm				
1990-1987	(R-Series)	Lower Front	RK640606	2
1989-1987	(Lateral Link, R-Series)	Lower Rear	RK641141	2
Control Arm Bushing				
1986	Thru 12/85	Lower	K201119	4
1985-1982		Lower	K201119	4
Radius Rod Bushing				
1990-1987			K90320	2
Strut Bumper Bellows				
1990-1987	2 Dr. Coupe, 2 Dr. Sedan, 4 Dr. Sedan, (Replacement Type, Contains Bumper)		K90460	2
	4 Dr. Station Wagon, Front Wheel Drive, (Replacement Type, Contains Bumper)		K90460	2
1986-1982	(Replacement Type, Contains Bumper)		K90460	2
Strut Mount Insulator				
1990-1987	(Bearing Not Included, Insulator Only)		K9630	2
1986	From 1/1/86, (Bearing Not Included, Insulator Only)		K9630	2
Sway Bar Link				
1990	(Powdered Metal Gusher Brg. For Better Lubrication)		K9826 ‡	2

Stanza-NISSAN

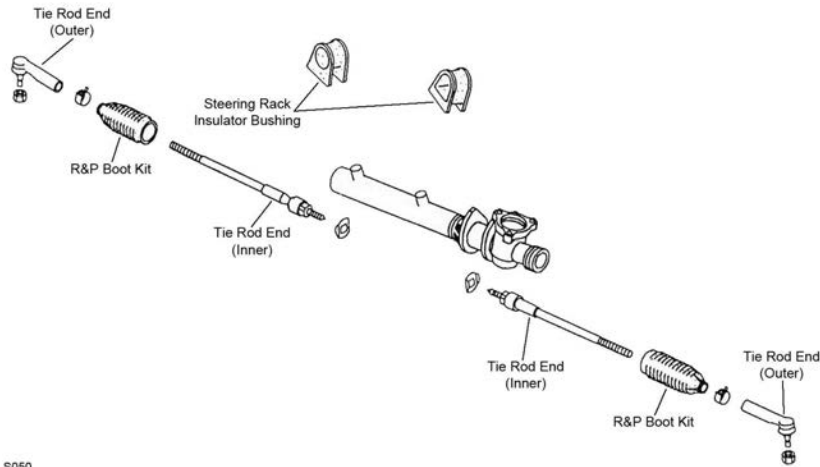
FRONT SUSPENSION				
Year	Model/Application	Part	P/C Qty	Figure
Ball Joint				
1990-1989		Lower	K9371	2
1988-1987	4 Dr. Sedan, 5 Dr. Hatchback	Lower	K9371	2
1988-1986	4 Dr. Station Wagon, Four Wheel Drive (4X4), USA Built	Lower	K9371	2
1986	4 Dr. Sedan, From 1/86	Lower	K9371	2
1985-1982		Left Lower	K9151	1
Control Arm Bushing				
1990		Lower Front	K90720	2
1989-1987	4 Dr. Sedan, 5 Dr. Hatchback	Lower Front	K90720	2
1988-1986	Wagon, Four Wheel Drive (4X4)	Lower Front	K90720	2
1986	4 Dr. Sedan, From 1/86	Lower Front	K90720	2
1985-1982	(Contains Front And Rear Bushings)	Lower	K9187	2
Strut Bumper Bellows				
1990-1987	(OE Material For Strut Performance And Longevity, Contains Bumper)		K90462 ‡	2
1986	4 Dr. Sedan, (Contains Bumper)		K90461	2
Strut Mount				
1990	(Contains Bearing)		K9704	2
1989-1987	4 Dr. Sedan, (Contains Bearing)		K9640	2
Sway Bar Bushing				
1990		To Frame	K90582	1

NISSAN-Stanza (Cont.)

FRONT SUSPENSION (Cont.)

Year	Model/Application	Part	P/C Qty	Figure
Sway Bar Repair Kit				
1990-1986		K90128	2	

STEERING



S050

S050

Year	Model/Application	Part	P/C Qty	Figure
------	-------------------	------	---------	--------

Rack & Pinion Boot Kit

1990			K9860	2	S050
1989	From 7/89		K9474	2	
1989-1987	4 Dr. Sedan, 5 Dr. Hatchback	Right	K9472	1	
1988-1986	4 Dr. Station Wagon, Four Wheel Drive (4X4) Wagon, Four Wheel Drive (4X4) Wagon, Front Wheel Drive Wagon, Front Wheel Drive	Left	K9328	1	
		Right	K9472	1	
		Left	K9000	1	
		Right	K9001	1	
1986	4 Dr. Sedan 4 Dr. Sedan	Left	K9000	1	
		Right	K9001	1	
1985-1984		Left	K9000	1	
		Right	K9001	1	
1983	From 9/83, Manual Steering	Right	K8767	1	
1983-1982	Manual Steering Power Steering Power Steering	Right	K9327	1	
		Left	K9000	1	
		Right	K9001	1	

Steering Rack Insulator Bushing

1990	(Contains Both Left And Right)		K9900	1	S050
------	--------------------------------	--	-------	---	------

Tie Rod End

1990	(Full Ball Stud Provides 360 Degrees Of Smooth Rotation)	Outer	ES3142RL	2	S050
		Inner	EV169 ‡	2	S050
1989	4 Dr. Station Wagon, Front Wheel Drive, (Powdered Metal Gusher Brg. For Better Lubrication)	Outer	ES2814RL ‡	2	
1989-1987	4 Dr. Sedan, 5 Dr. Hatchback 4 Dr. Sedan, 5 Dr. Hatchback, (Full Ball Stud Provides 360 Degrees Of Smooth Rotation)	Outer	ES2333	2	
		Inner	EV169 ‡	2	
1988-1986	Wagon, Front Wheel Drive, (Powdered Metal Gusher Brg. For Better Lubrication) Wagon, Front Wheel Drive, (Full Ball Stud Provides 360 Degrees Of Smooth Rotation)	Outer	ES2814RL ‡	2	
		Inner	EV169 ‡	2	
1986	4 Dr. Sedan 4 Dr. Sedan, (Full Ball Stud Provides 360 Degrees Of Smooth Rotation)	Outer	ES2333	2	
		Inner	EV169 ‡	2	
1985-1982	(Full Ball Stud Provides 360 Degrees Of Smooth Rotation)	Outer	ES2333	2	
		Inner	EV169 ‡	2	

REAR SUSPENSION

Year	Model/Application	Part	P/C Qty	Figure
------	-------------------	------	---------	--------

Control Arm

1990-1989	Up To +/- 1 Degree Camber, (Contains Rubber Bushings, R-Series)	Lower Rear	RK90388	2	
1988-1987	4 Dr. Sedan, Up To +/- 1 Degree Camber, (Contains Rubber Bushings, R-Series)	Lower Rear	RK90388	2	

Strut Bumper Bellows

1990-1987	(Contains Bumper)		K90463	2	
-----------	-------------------	--	--------	---	--

REAR SUSPENSION (Cont.)

Year	Model/Application	Part	P/C Qty	Figure
Strut Mount				
1990		Left Right K9780 K9783	1 1	
1989-1987	4 Dr. Sedan 4 Dr. Sedan	Left Right K9780 K9783	1 1	
Strut Mounting Kit				
1986	4 Dr. Sedan	K9842	2	
1985-1982		K9842	2	
Sway Bar Link				
1990		Left Right K750759 K750760	1 1	
Wheel Hub & Bearing Assembly				
1990		512016	2	

60 Series-OLDSMOBILE**STEERING**

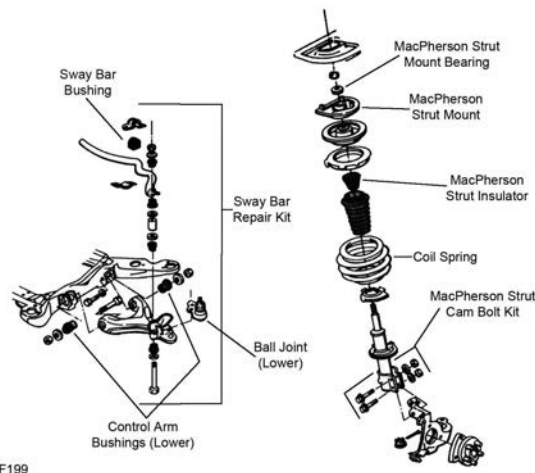
Year	Model/Application	Part	P/C Qty	Figure
Tie Rod Adjusting Sleeve				
1939		ES2004S	2	

70 Series-OLDSMOBILE**STEERING**

Year	Model/Application	Part	P/C Qty	Figure
Tie Rod Adjusting Sleeve				
1939		ES2004S	2	

80 Series-OLDSMOBILE**STEERING**

Year	Model/Application	Part	P/C Qty	Figure
Tie Rod Adjusting Sleeve				
1939		ES2004S	2	

88 Royale-OLDSMOBILE**FRONT SUSPENSION**

F199

F199

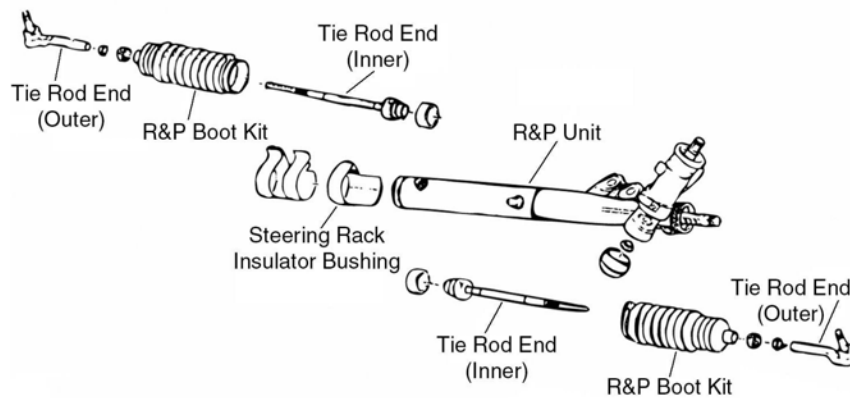
Year	Model/Application	Part	P/C Qty	Figure
Ball Joint				
1990-1989	(Powdered Metal Gusher Brg. For Better Lubrication)	Lower K5295 ‡	2	F199

OLDSMOBILE-88 Royale (Cont.)

FRONT SUSPENSION (Cont.)

Year	Model/Application	Part	P/C Qty	Figure
Control Arm				
1990-1989	Base Model, (R-Series) Base Model, (R-Series)	Left Lower Right Lower	RK641465 RK641464	1 1 F199
Control Arm Bushing Set				
1990-1989	(Contains Front And Rear Bushings)	Lower	K6285	2 F199
Strut and Spring Assembly				
1990	Strut Assembly Without Spring Seat Bracket, Late Design, (Coated For Corrosion Resistance, Contains Lower Mounting Hardware)		ST8507 ‡	2
Strut Bearing				
1990-1989		Upper	K6436	2 F199
Strut Bumper Bellows				
1990	Except Rear Air Leveling System, (Contains Bumper)		K90463	2 F199
1989	Except Rear Air Leveling System, (Contains Bumper)		K90464	2 F199
Strut Mount				
1990	(Contains Bearing, Contains Insulator, Contains Lower Spring Seat Bracket) (Contains Bearing, Lower Spring Seat Bracket Not Included)		K6448 K6444	2 2 F199
1989	(Contains Bearing, Contains Insulator)		K6448	2
Strut Spring Seat				
1990-1989	(Contains Insulator)	Upper Lower	K5344 K6703	2 2
Sway Bar Bushing				
1990-1989	28mm Sway Bar Diameter 30mm Sway Bar Diameter 32mm Sway Bar Diameter 34mm Sway Bar Diameter	To Frame To Frame To Frame To Frame	K5326 K5327 K5329 K5332	1 1 1 1 F199 F199 F199 F199
Sway Bar Repair Kit				
1990-1989	(Heavy Duty Design) (Standard Design) 5.5" Length, (Includes Polyurethane Bushings And Solid Metal Sleeve For Enhanced Performance. Barrel Nut Allows For Easier Installation.)		K8989 ‡ K5255 K700528 ‡	2 2 2 F199 F199 F199
Wheel Hub & Bearing Assembly				
1990-1989			513016-K	2

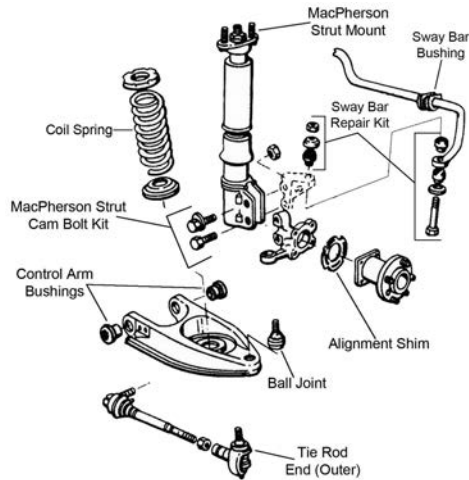
STEERING



S028

Year	Model/Application	Part	P/C Qty	Figure
Rack & Pinion Boot Kit				
1990-1989			K6298	2 S028
Steering Rack Insulator Bushing				
1990-1989		Right	K5291	1 S028
Tie Rod End				
1990-1989	(Powdered Metal Gusher Brg. For Better Lubrication) (Full Ball Stud Provides 360 Degrees Of Smooth Rotation)	Outer Inner	ES2261RL ‡ EV116 ‡	2 2 S028 S028

REAR SUSPENSION



R340

Year	Model/Application	Part	P/C Qty	Figure
Ball Joint				
1990-1989	(Powdered Metal Gusher Brg. For Better Lubrication)	Lower	K5297 ‡	2 R340
Control Arm Bushing Set				
1990-1989	(Contains Front And Rear Bushings)	Lower	K5296	2 R340
Strut Assembly				
1990-1989	Except Auto Leveling System, (Coated For Corrosion Resistance, Strut, Spring & Top Mount)		ST8503 ‡	2
Strut Bumper Bellows				
1990	Except Auto Leveling System, (Late Design Strut Without Coil Spring Guard)		K201270	2
1990-1989	Except Rear Air Leveling System, (Contains Bumper)		K90463	2 R340
Strut Mount				
1990-1989			K6404	2 R340
Sway Bar Bushing				
1990-1989	15mm Sway Bar Diameter	To Frame	K200042	1 R340
Sway Bar Link				
1990-1989	(Contains Bracket and Hanger, Sway Bar Bushing Not Included)	Center	K201292	2 R340
Sway Bar Repair Kit				
1990-1989		Outer	K5315	2 R340
Tie Rod End				
1990-1989	(Powdered Metal Gusher Brg. For Better Lubrication)	Outer	ES2500RL ‡	2 R340
Wheel Hub & Bearing Assembly				
1990-1989	4 Wheel ABS Non ABS		513041 513018	2 2

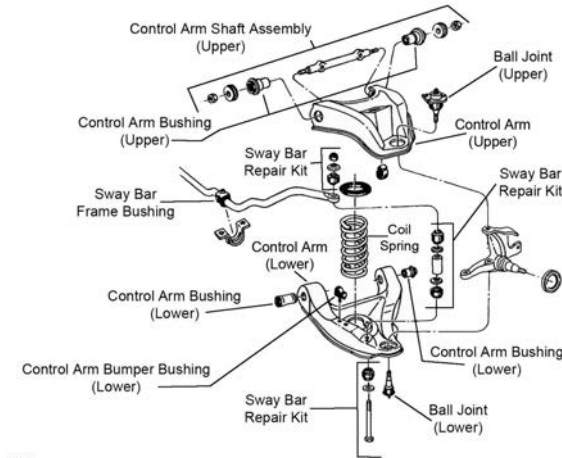
90 Series-OLDSMOBILE

STEERING

Year	Model/Application	Part	P/C Qty	Figure
Tie Rod Adjusting Sleeve				
1946		ES2004S	2	
1942-1940		ES2004S	2	

OLDSMOBILE-442

FRONT SUSPENSION

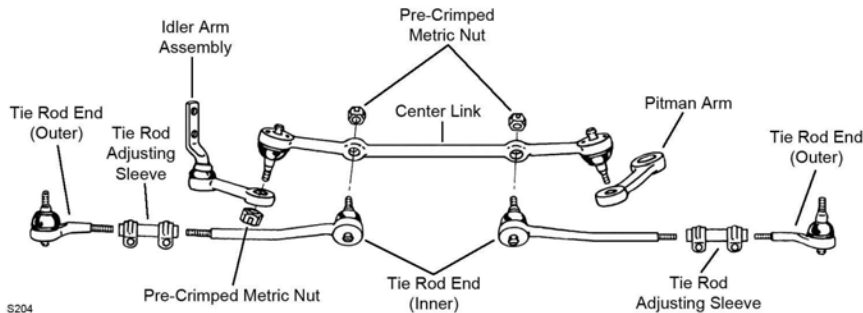


F188

F188

Year	Model/Application	Part	P/C Qty	Figure	
Ball Joint					
1971-1968	(Powdered Metal Gusher Brg. For Better Lubrication) (Powdered Metal Gusher Brg. For Better Lubrication)	Upper Lower	K5108 ‡ K5103 ‡	2 2	F188 F188
Control Arm Bushing Set					
1971-1968	(Contains Front And Rear Bushings) (Contains Front And Rear Bushings)	Upper Lower	K5196 K5149	2 2	F188 F188
Control Arm Shaft Assembly					
1971-1968	(Provides Additional Positive(+) Camber Adjustment, Offset Shaft Kit, Design Allows Ease Of Installation)	Upper	K5250 ‡	2	F188

STEERING

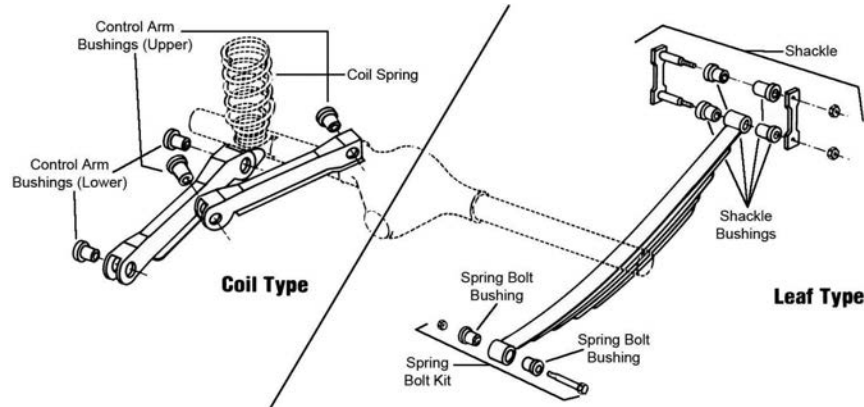


S204

S204

Year	Model/Application	Part	P/C Qty	Figure	
Center Link					
1971-1968	(Powdered Metal Gusher Brg. For Better Lubrication)		DS749 ‡	1	S204
Idler Arm					
1971-1968	(Powdered Metal Gusher Brg. For Better Lubrication)		K5143 ‡	1	S204
Tie Rod Adjusting Sleeve					
1971			ES2004S	2	S204
1970-1968			ES2032S	2	S204
Tie Rod End					
1971	(Powdered Metal Gusher Brg. For Better Lubrication) (Powdered Metal Gusher Brg. For Better Lubrication)	Outer Inner	ES406R ‡ ES406L ‡	2 2	S204 S204
1970-1968	(Powdered Metal Gusher Brg. For Better Lubrication) (Powdered Metal Gusher Brg. For Better Lubrication)	Outer Inner	ES333RL ‡ ES681N ‡	2 2	S204 S204

REAR SUSPENSION

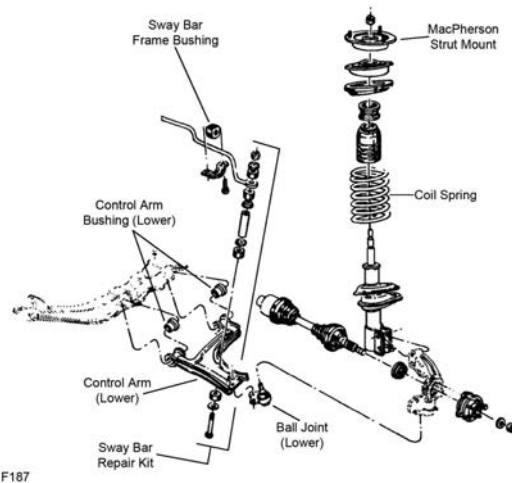


R310

Year	Model/Application	Part	P/C Qty	Figure	
Control Arm Bushing Set					
1971-1968	(Contains Front And Rear Bushings)	Upper	K5161	2	R310
	(Contains Front And Rear Bushings)	Lower	K5161	2	R310

Calais-OLDSMOBILE

FRONT SUSPENSION



F187

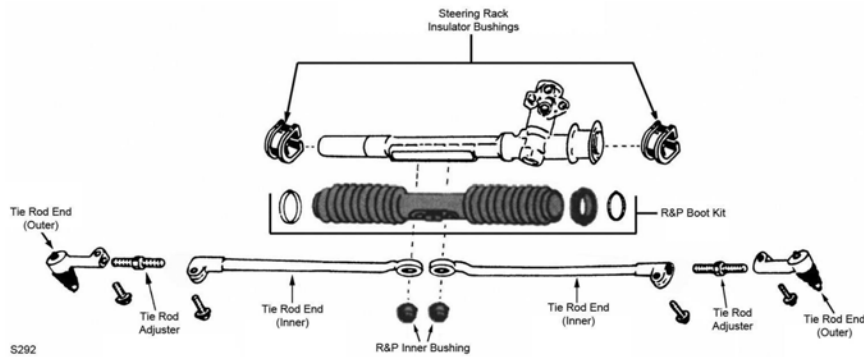
Year	Model/Application	Part	P/C Qty	Figure	
Ball Joint					
1990-1985	(Powdered Metal Gusher Brg. For Better Lubrication)	Lower	K5273 ‡	2	F187
Control Arm Bushing					
1990-1985		Lower Front	K6284	1	F187
Control Arm Bushing Set					
1990-1987	(Contains Front And Rear Bushings)	Lower	K6351	2	F187
Control Arm with Ball Joint					
1990-1988	(Contains Bushings) (R-Series)	Left Lower	CK620662 ‡	1	F187
	(Contains Bushings) (R-Series)	Left Lower	RK620662	1	F187
		Right Lower	CK620663 ‡	1	F187
		Right Lower	RK620663	1	F187
Strut Bumper Bellows					
1990-1985	(Contains Bumper)		K90463	2	F187
Strut Mount					
1990-1985	(Contains Bearing)		K6563	2	F187
Strut Spring Seat					
1990-1985	(Contains Isolators)	Upper	K6634	2	F187
		Lower	K5346	2	F187

OLDSMOBILE-Calais (Cont.)

FRONT SUSPENSION (Cont.)

Year	Model/Application	Part	P/C Qty	Figure
Sway Bar Bushing				
1990-1986	22mm Sway Bar Diameter	To Frame	K6397	1 F187
	24mm Sway Bar Diameter	To Frame	K6398	1 F187
	26mm Sway Bar Diameter	To Frame	K6399	1 F187
	30mm Sway Bar Diameter	To Frame	K6401	1 F187
1990-1985	28mm Sway Bar Diameter	To Frame	K6400	1 F187
1985	30mm Sway Bar Diameter	To Frame	K6278	1 F187
Sway Bar Repair Kit				
1990-1985	(Heavy Duty Design) (Includes Polyurethane Bushings And Solid Metal Sleeve For Enhanced Performance. Barrel Nut Allows For Easier Installation.) (Standard Design)		K6630 ‡	2 F187
			K700532 ‡	2 F187
			K5252	2 F187
Wheel Hub & Bearing Assembly				
1990-1985		513017-K	2	

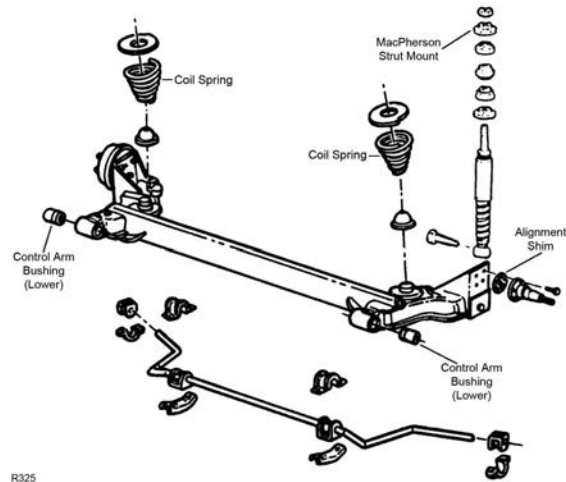
STEERING



S292

Year	Model/Application	Part	P/C Qty	Figure
Rack & Pinion Boot Kit				
1990-1987		Center	K6338	1 S292
Steering Rack Insulator Bushing				
1990-1987	(Contains Left And Right Bushings)		K6337	1 S292
Tie Rod Adjuster				
1990-1985	(Fluted Design Avoids Corrosion)		ES3088S ‡	2 S292
Tie Rod Adjusting Sleeve				
1990-1985	(OEM Type)		ES3088SP	2 S292
Tie Rod End				
1990-1985	(Powdered Metal Gusher Brg. For Better Lubrication) (Powdered Metal Gusher Brg. For Better Lubrication) (Design Allows Ease Of Installation) (Design Allows Ease Of Installation)	Left Outer	ES2217R ‡	1 S292
		Right Outer	ES2216R ‡	1 S292
		Left Inner	ES3371 ‡	1 S292
		Right Inner	ES3372 ‡	1 S292
Tie Rod End Bushing Kit				
1990-1985	(2 Piece Design, Bolts And Washers Not Included, Design Allows Ease Of Installation) (2 Piece Design, Contains Lock Plate, Bolts, And Washers, Design Allows Ease Of Installation) (Standard Design, 1 Piece Design)	Inner	K6531 ‡	1 S292
		Inner	K6677 ‡	1 S292
		Inner	EV119	1 S292

REAR SUSPENSION



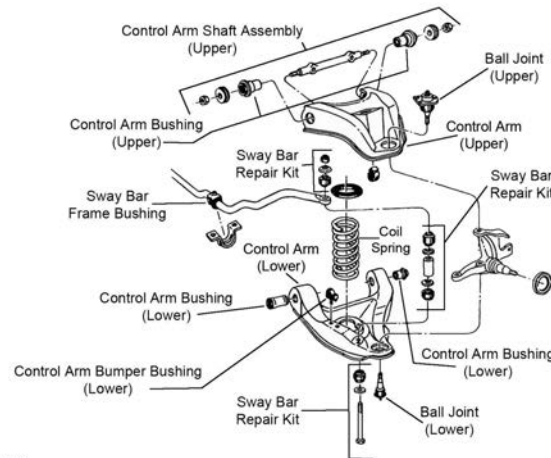
R325

R325

Year	Model/Application	Part	P/C Qty	Figure
Control Arm Bushing				
1990-1985	1.888" Outside Diameter	Lower K6288	2	R325
Shock Mount				
1990-1985		K6353	2	R325
Strut Assembly				
1990-1988	(Coated For Corrosion Resistance, Contains Lower Mounting Hardware)	ST8506 ‡	2	R325
Wheel Hub & Bearing Assembly				
1990-1985		513012	2	

Custom Cruiser-OLDSMOBILE

FRONT SUSPENSION



F188

F188

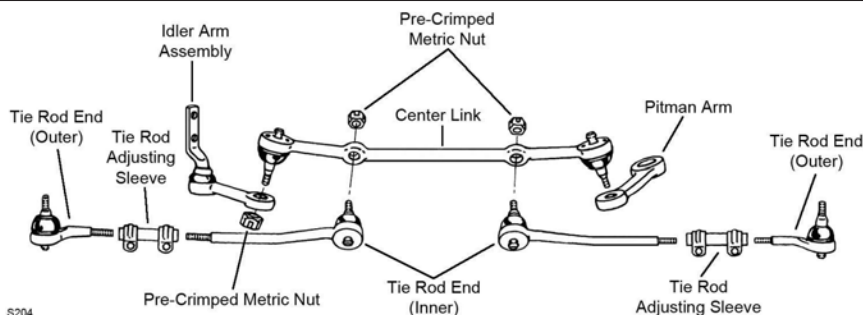
Year	Model/Application	Part	P/C Qty	Figure
Ball Joint				
1990-1977	(Powdered Metal Gusher Brg. For Better Lubrication)	Lower K6145T ‡	2	F188
1990-1971	(Powdered Metal Gusher Brg. For Better Lubrication)	Upper K5208 ‡	2	F188
1976-1971	(Powdered Metal Gusher Brg. For Better Lubrication)	Lower K6141 ‡	2	F188
Control Arm Bumper Bushing				
1990-1977		Lower K6606	2	F188
Control Arm Bushing				
1990-1971		Lower Rear K5262 Lower Front K3113	2 2	F188 F188
Control Arm Bushing Set				
1990-1980	(Contains Front And Rear Bushings)	Upper K6409 ‡	1	F188

OLDSMOBILE—Custom Cruiser (Cont.)

FRONT SUSPENSION (Cont.)

Year	Model/Application	Part	P/C Qty	Figure
Control Arm Bushing Set				
1990-1980 (Cont.)	(Contains Front And Rear Bushings, Standard Design)	Upper	K6198	1 F188
1990-1971	(Contains Front And Rear Bushings)	Lower	K6109	2 F188
1979-1974		Upper	K6144	2 F188
1973-1971	(Contains Front And Rear Bushings)	Upper	K6108	2 F188
Control Arm Shaft Assembly				
1990-1980	(Provides Additional Positive(+) Camber Adjustment, Offset Shaft Kit, Design Allows Ease Of Installation)	Upper	K6210 ‡	2 F188
1979-1974	(Provides Additional Positive(+) Camber Adjustment, Offset Shaft Kit, Design Allows Ease Of Installation)	Upper	K6146 ‡	2 F188
1973-1971	(Provides Additional Positive(+) Camber Adjustment, Offset Shaft Kit, Design Allows Ease Of Installation)	Upper	K6148 ‡	2 F188
Control Arm with Ball Joint				
1990-1982	(Contains Bushing, Powdered Metal Gusher Brg. For Better Lubrication) (R-Series)	Right Lower Right Lower	CK620169 ‡ RK620169	1 F188 1 F188
1990-1980	(Contains Bushing, Powdered Metal Gusher Brg. For Better Lubrication) (R-Series)	Left Lower Left Lower	CK620168 ‡ RK620168	1 F188 1 F188
Sway Bar Bushing				
1990-1980	1" Sway Bar Diameter	To Frame	K6451	1 F188
	1-1/16" Sway Bar Diameter	To Frame	K5288	1 F188
	1-1/4" Sway Bar Diameter, (Split Design For Easier Installation)	To Frame	K6455 ‡	1 F188
	1-1/8" Sway Bar Diameter	To Frame	K6453	1 F188
	1-3/16" Sway Bar Diameter	To Frame	K5248	1 F188
	1-5/16" Sway Bar Diameter	To Frame	K6457	1 F188
1979-1976	1" Sway Bar Diameter	To Frame	K6161	1 F188
1979-1971	15/16" Sway Bar Diameter	To Frame	K5241	1 F188
1975-1971	1" Sway Bar Diameter	To Frame	K5253	1 F188
Sway Bar Repair Kit				
1990-1975	(Heavy Duty Design) (Includes Polyurethane Bushings And Solid Metal Sleeve For Enhanced Performance. Barrel Nut Allows For Easier Installation.) (Standard Design)		K6630 ‡ K700532 ‡	2 F188 2 F188
			K5252	2 F188
1974-1971	(Heavy Duty Design) (Includes Polyurethane Bushings And Solid Metal Sleeve For Enhanced Performance. Barrel Nut Allows For Easier Installation.) (Standard Design)		K6629 ‡ K700535 ‡	2 F188 2 F188
			K8266	2 F188

STEERING



S204

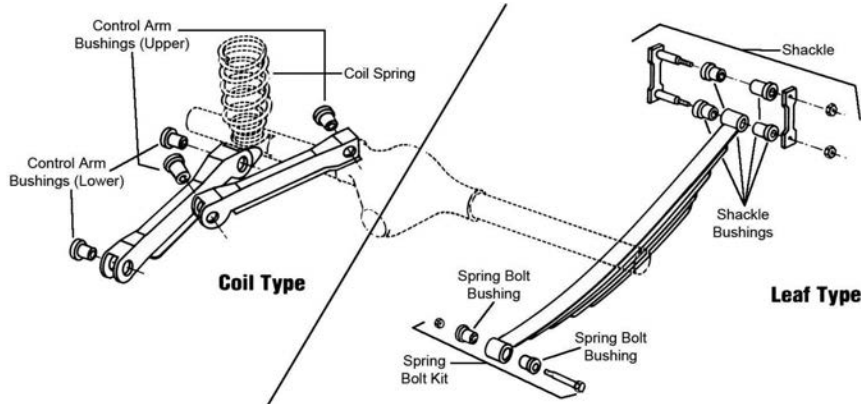
Year	Model/Application	Part	P/C Qty	Figure
Center Link				
1990-1977	(Contains New Pre-Crimped Metric Nuts, Greaseable Socket Reduces Corrosion/Wear)		DS899 ‡	1 S204
1976-1973	(Contains New Pre-Crimped Metric Nuts, Powdered Metal Gusher Brg. For Better Lubrication)		DS809 ‡	1 S204
Idler Arm				
1990-1979	(Powdered Metal Gusher Brg. For Better Lubrication)		K6187T ‡	1 S204
1978	12mm Bolts, (Powdered Metal Gusher Brg. For Better Lubrication) 7/16" Bolts, (Powdered Metal Gusher Brg. For Better Lubrication)		K6187T ‡ K6164 ‡	1 S204 1 S204
1977	(Powdered Metal Gusher Brg. For Better Lubrication)		K6164 ‡	1 S204
1976-1975	(Powdered Metal Gusher Brg. For Better Lubrication)		K6153 ‡	1 S204
1974-1973	(Powdered Metal Gusher Brg. For Better Lubrication)		K6149 ‡	1 S204
1972-1971	(Powdered Metal Gusher Brg. For Better Lubrication)		K6106 ‡	1 S204

(Cont.) Custom Cruiser-OLDSMOBILE

STEERING (Cont.)

Year	Model/Application	Part	P/C Qty	Figure	
Tie Rod Adjusting Sleeve					
1990-1971		ES2004S	2	S204	
Tie Rod End					
1990-1977	(Powdered Metal Gusher Brg. For Better Lubrication) (Powdered Metal Gusher Brg. For Better Lubrication)	Outer Inner	ES2019RLT ‡ ES2020RLT ‡	2 2	S204 S204
1976-1971	(Powdered Metal Gusher Brg. For Better Lubrication) (Powdered Metal Gusher Brg. For Better Lubrication)	Outer Inner	ES403R ‡ ES403L ‡	2 2	S204 S204

REAR SUSPENSION

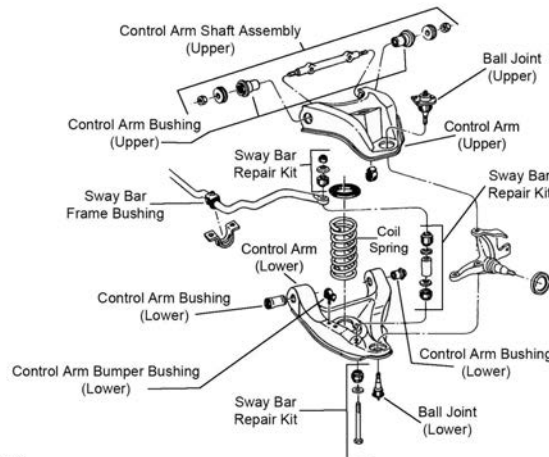


R310

Year	Model/Application	Part	P/C Qty	Figure	
Control Arm Bushing					
1990-1971		Upper	K6111	2	R310
Control Arm Bushing Set					
1990-1971	(Contains Front And Rear Bushings)	Lower	K6116	2	R310
Leaf Spring Bushing					
1976		Upper Rear	SB298	2	R310

Cutlass-OLDSMOBILE

FRONT SUSPENSION



F188

F188

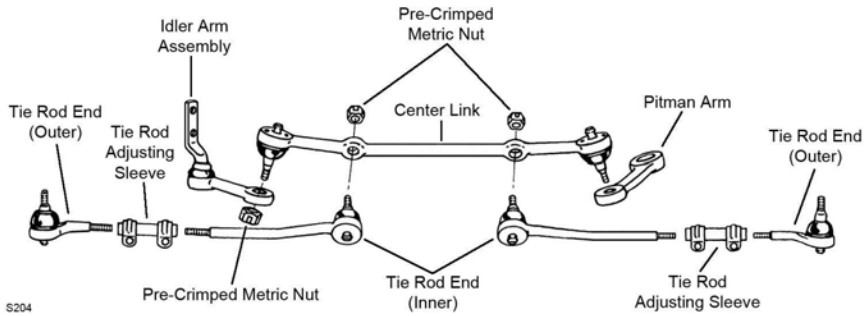
Year	Model/Application	Part	P/C Qty	Figure	
Ball Joint					
1987-1973	(Powdered Metal Gusher Brg. For Better Lubrication) (Powdered Metal Gusher Brg. For Better Lubrication)	Upper Lower	K5208 ‡ K6145T ‡	2 2	F188 F188
1972-1967	(Powdered Metal Gusher Brg. For Better Lubrication) (Powdered Metal Gusher Brg. For Better Lubrication)	Upper Lower	K5108 ‡ K5103 ‡	2 2	F188 F188

OLDSMOBILE-Cutlass (Cont.)

FRONT SUSPENSION (Cont.)

Year	Model/Application	Part	P/C Qty	Figure
Control Arm Bumper Bushing				
1987-1973		Lower	K6606	2 F188
Control Arm Bushing				
1977-1973		Lower Rear	K5262	2 F188
		Lower Front	K3113	2 F188
Control Arm Bushing Set				
1987-1978	(Contains Front And Rear Bushings)	Upper	K6411 ‡	1 F188
	(Contains Front And Rear Bushings, Standard Design)	Upper	K6176	2 F188
	(Contains Front And Rear Bushings)	Lower	K6421 ‡	2 F188
	(Contains Front And Rear Bushings, Standard Design)	Lower	K6177	2 F188
1977-1974		Upper	K6144	2 F188
1977-1973	(Contains Front And Rear Bushings)	Lower	K6109	2 F188
1973	(Contains Front And Rear Bushings)	Upper	K6108	2 F188
1972-1967	(Contains Front And Rear Bushings)	Upper	K5196	2 F188
	(Contains Front And Rear Bushings)	Lower	K5149	2 F188
1970-1967	(Contains Round Rear Bushing, Contains Front And Rear Bushings)	Lower	K6076	2 F188
Control Arm Shaft Assembly				
1987-1978	(Provides Additional Positive(+) Camber Adjustment, Offset Shaft Kit, Design Allows Ease Of Installation)	Upper	K6218 ‡	2 F188
1977-1974	(Provides Additional Positive(+) Camber Adjustment, Offset Shaft Kit, Design Allows Ease Of Installation)	Upper	K6146 ‡	2 F188
1973	(Provides Additional Positive(+) Camber Adjustment, Offset Shaft Kit, Design Allows Ease Of Installation)	Upper	K6148 ‡	2 F188
1972-1967	(Provides Additional Positive(+) Camber Adjustment, Offset Shaft Kit, Design Allows Ease Of Installation)	Upper	K5250 ‡	2 F188
Sway Bar Bushing				
1987-1978	1" Sway Bar Diameter, Except Tabs On Mounting Clamps	To Frame	K6451	1 F188
	1-1/16" Sway Bar Diameter, Except Tabs On Mounting Clamps	To Frame	K5288	1 F188
	1-1/4" Sway Bar Diameter, Except Tabs On Mounting Clamps, (Split Design For Easier Installation)	To Frame	K6455 ‡	1 F188
	1-1/8" Sway Bar Diameter, Except Tabs On Mounting Clamps	To Frame	K6453	1 F188
	1-3/16" Sway Bar Diameter, Except Tabs On Mounting Clamps	To Frame	K5248	1 F188
1984-1978	1-5/16" Sway Bar Diameter, Except Tabs On Mounting Clamps	To Frame	K6457	1 F188
	36mm Sway Bar Diameter, Except Tabs On Mounting Clamps	To Frame	K6459	1 F188
1980-1978	1" To 1-9/64" Sway Bar Diameter, Tabs On Mounting Clamps	To Frame	K6161	1 F188
	15/16" Sway Bar Diameter, Tabs On Mounting Clamps	To Frame	K5241	1 F188
1978	Salon, Salon Brougham, 1" To 1-9/64" Sway Bar Diameter, Tabs On Mounting Clamps	To Frame	K6161	1 F188
	Salon, Salon Brougham, 1-1/4" Sway Bar Diameter, Except Tabs On Mounting Clamps, (Split Design For Easier Installation)	To Frame	K6455 ‡	1 F188
	Salon, Salon Brougham, 15/16" Sway Bar Diameter, Tabs On Mounting Clamps	To Frame	K5241	1 F188
1977-1976	1" To 1-9/64" Sway Bar Diameter	To Frame	K6161	1 F188
1977-1967	15/16" Sway Bar Diameter	To Frame	K5241	1 F188
1975-1967	1" Sway Bar Diameter	To Frame	K5253	1 F188
Sway Bar Repair Kit				
1987-1978	(OEM Type)		K5254	2 F188
	(Optional Performance)		K8988	2 F188
	7-1/4" Length, (Includes Polyurethane Bushings And Solid Metal Sleeve For Enhanced Performance. Barrel Nut Allows For Easier Installation.)		K700538 ‡	2 F188
1977-1975	(Heavy Duty Design)		K6630 ‡	2 F188
	(Includes Polyurethane Bushings And Solid Metal Sleeve For Enhanced Performance. Barrel Nut Allows For Easier Installation.)		K700532 ‡	2 F188
	(Standard Design)		K5252	2 F188
1974-1967	(Heavy Duty Design)		K6629 ‡	2 F188
	(Includes Polyurethane Bushings And Solid Metal Sleeve For Enhanced Performance. Barrel Nut Allows For Easier Installation.)		K700535 ‡	2 F188
	(Standard Design)		K8266	2 F188

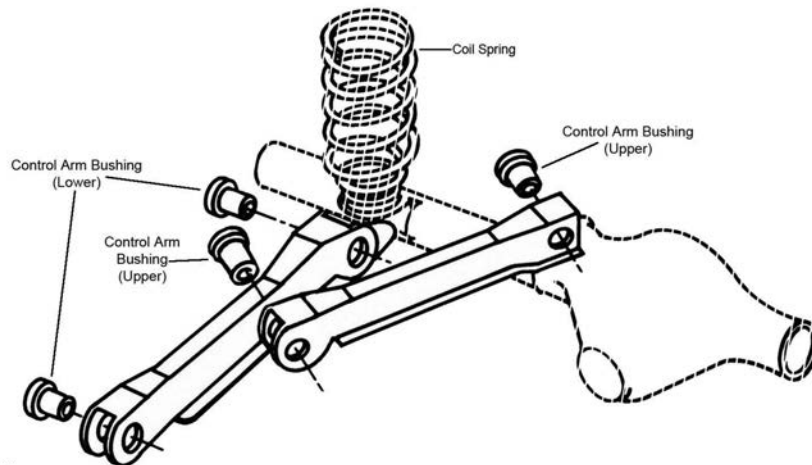
STEERING



S204

Year	Model/Application	Part	P/C Qty	Figure	
Center Link					
1987-1978	(Contains New Pre-Crimped Metric Nuts, Powdered Metal Gusher Brg. For Better Lubrication)	DS909 ‡	1	S204	
1977-1973	Power Steering, (Powdered Metal Gusher Brg. For Better Lubrication)	DS808 ‡	1	S204	
1972-1968	(Powdered Metal Gusher Brg. For Better Lubrication)	DS749 ‡	1	S204	
Idler Arm					
1987-1978	(Powdered Metal Gusher Brg. For Better Lubrication)	K6187T ‡	1	S204	
1977-1975	(Powdered Metal Gusher Brg. For Better Lubrication)	K6152 ‡	1	S204	
1974-1973	(Powdered Metal Gusher Brg. For Better Lubrication)	K6149 ‡	1	S204	
1972-1967	(Powdered Metal Gusher Brg. For Better Lubrication)	K5143 ‡	1	S204	
Tie Rod Adjusting Sleeve					
1987-1978		ES2032S	2	S204	
1977-1971		ES2004S	2	S204	
1970-1967		ES2032S	2	S204	
Tie Rod End					
1987-1978	(Powdered Metal Gusher Brg. For Better Lubrication) (Powdered Metal Gusher Brg. For Better Lubrication)	Outer	ES2033RLT ‡	2	S204
		Inner	ES2034RLT ‡	2	S204
1977-1973	(Powdered Metal Gusher Brg. For Better Lubrication) (Powdered Metal Gusher Brg. For Better Lubrication)	Outer	ES427R ‡	2	S204
		Inner	ES2020RLT ‡	2	S204
1972-1971	(Powdered Metal Gusher Brg. For Better Lubrication) (Powdered Metal Gusher Brg. For Better Lubrication)	Outer	ES406R ‡	2	S204
		Inner	ES406L ‡	2	S204
1970-1967	(Powdered Metal Gusher Brg. For Better Lubrication) (Powdered Metal Gusher Brg. For Better Lubrication)	Outer	ES333RL ‡	2	S204
		Inner	ES681N ‡	2	S204

REAR SUSPENSION

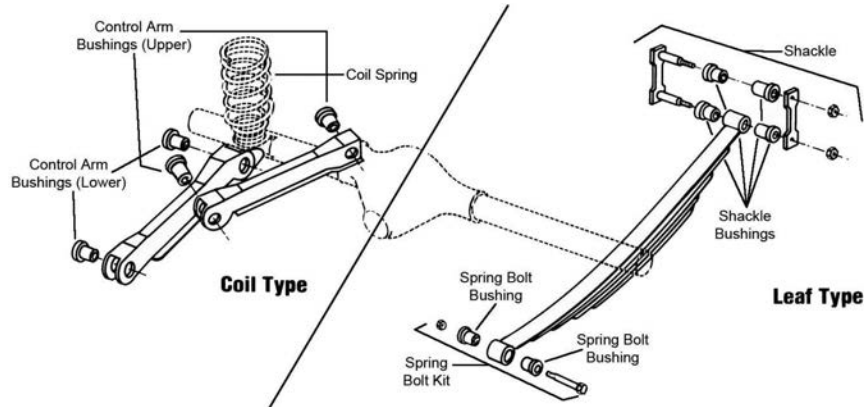


R308

R308

OLDSMOBILE-Cutlass (Cont.)

REAR SUSPENSION (Cont.)

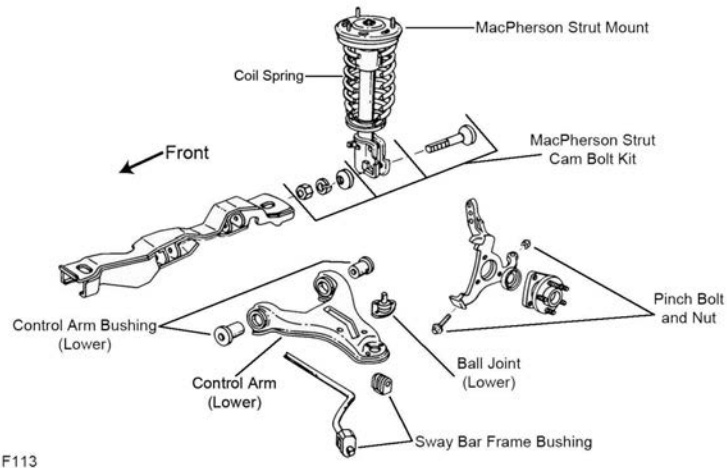


R310

Year	Model/Application	Part	P/C Qty	Figure
Control Arm Bushing				
1987-1978	Except Hurst Specialty Car, (Contains Front And Rear Bushings)	Upper	K6178	2 R308
	Except Hurst Specialty Car, (Contains Front And Rear Bushings)	Lower	K6178	2 R308
Control Arm Bushing Set				
1977-1967	(Contains Front And Rear Bushings)	Upper	K5161	2 R310
	(Contains Front And Rear Bushings)	Lower	K5161	2 R310

OLDSMOBILE-Cutlass Ciera

FRONT SUSPENSION



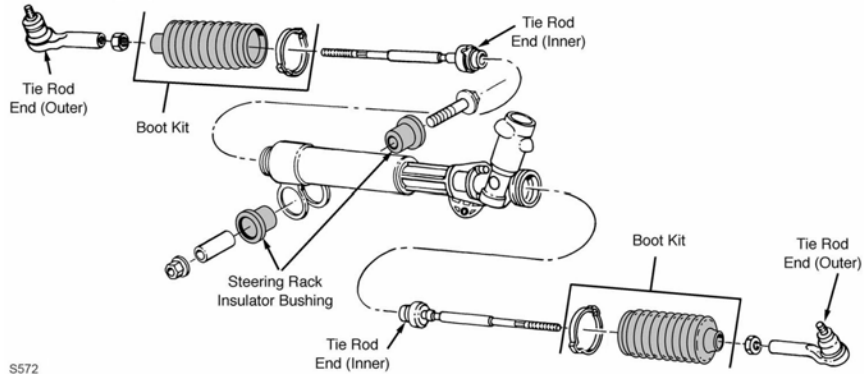
F113

Year	Model/Application	Part	P/C Qty	Figure
Ball Joint				
1990-1982	(Powdered Metal Gusher Brg. For Better Lubrication)	Lower	K5263 ‡	2 F113
Control Arm Bushing				
1990-1982	(Contains Front And Rear Bushings)	Lower	K6271	2 F113
Strut and Spring Assembly				
1990-1985	(Coated For Corrosion Resistance, Strut, Spring & Top Mount)		ST8500 ‡	2 F113
1984	FE3 Or F41 Heavy Duty Suspension, (Coated For Corrosion Resistance, Strut, Spring & Top Mount)		ST8500 ‡	2 F113
Strut Bumper Bellows				
1990-1982	(Contains Bumper)		K90463	2 F113
Strut Mount				
1990-1982	(Contains Bearing)		K6446	2 F113
Strut Spring Seat				
1990-1982	(Contains Isolators)	Upper	K6636	2 F113
Sway Bar Bushing				
1990-1982	22mm Sway Bar Diameter	To Arm	K6270	1 F113
		To Frame	K6267	1 F113

FRONT SUSPENSION (Cont.)

Year	Model/Application	Part	P/C Qty	Figure
Sway Bar Bushing				
1990-1982 (Cont.)	26mm Sway Bar Diameter To Frame	K6269	1	F113
Wheel Hub & Bearing Assembly				
1990		513016-K	2	
1989-1983	10-1/4" Rotor Diameter, Heavy Duty Brakes 9.68" Rotor Diameter, Light Duty Brakes	513016-K 513011-K	2 2	
1982		513011-K	2	

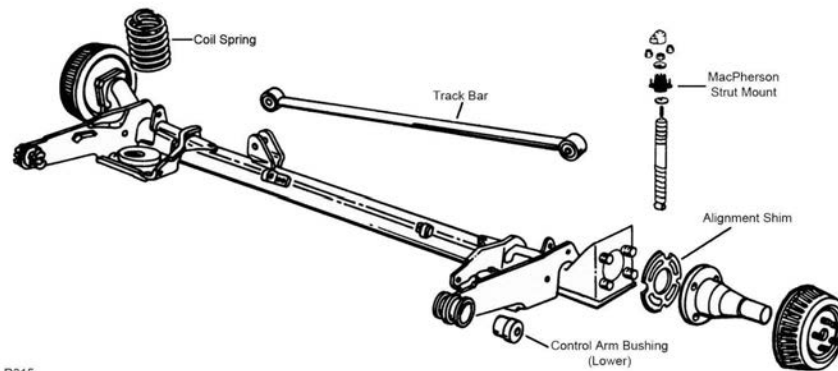
STEERING



S572

Year	Model/Application	Part	P/C Qty	Figure	
Rack & Pinion Boot Kit					
1990-1982		K6298	2	S572	
Steering Rack Insulator Bushing					
1990-1982		K6225	2	S572	
Tie Rod End					
1990-1982	(Powdered Metal Gusher Brg. For Better Lubrication) (Full Ball Stud Provides 360 Degrees Of Smooth Rotation)	Outer Inner	ES2111RL ‡ EV116 ‡	2 2	S572 S572

REAR SUSPENSION

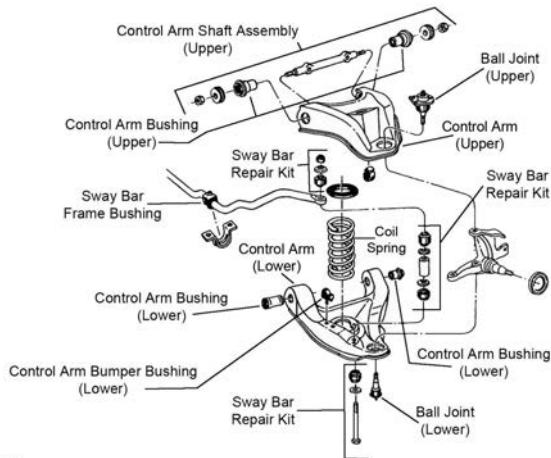


R315

Year	Model/Application	Part	P/C Qty	Figure
Control Arm Bushing				
1990-1982	Lower	K5274	2	R315
Shock Mount				
1990-1982		K6353	2	R315
Track Bar				
1990-1982	(Contains Bushings)	K6342	1	R315
Wheel Hub & Bearing Assembly				
1990		513018	2	
1989-1983	Heavy Duty Brakes	513018	2	

OLDSMOBILE-Cutlass 'S'

FRONT SUSPENSION

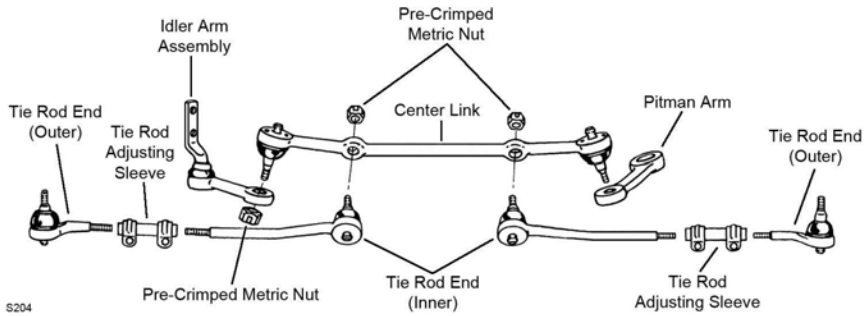


F188

F188

Year	Model/Application	Part	P/C Qty	Figure	
Ball Joint					
1977-1973	(Powdered Metal Gusher Brg. For Better Lubrication)	Upper	K5208 ‡	2	F188
	(Powdered Metal Gusher Brg. For Better Lubrication)	Lower	K6145T ‡	2	F188
1972-1968	(Powdered Metal Gusher Brg. For Better Lubrication)	Upper	K5108 ‡	2	F188
	(Powdered Metal Gusher Brg. For Better Lubrication)	Lower	K5103 ‡	2	F188
Control Arm Bumper Bushing					
1977-1973		Lower	K6606	2	F188
Control Arm Bushing					
1974-1973		Lower Rear	K5262	2	F188
		Lower Front	K3113	2	F188
Control Arm Bushing Set					
1977-1974		Upper	K6144	2	F188
1977-1973	(Contains Front And Rear Bushings)	Lower	K6109	2	F188
1973	(Contains Front And Rear Bushings)	Upper	K6108	2	F188
1972-1968	(Contains Front And Rear Bushings)	Upper	K5196	2	F188
	(Contains Front And Rear Bushings)	Lower	K5149	2	F188
1970-1968	(Contains Round Rear Bushing, Contains Front And Rear Bushings)	Lower	K6076	2	F188
Control Arm Shaft Assembly					
1977-1974	(Provides Additional Positive(+) Camber Adjustment, Offset Shaft Kit, Design Allows Ease Of Installation)	Upper	K6146 ‡	2	F188
1973	(Provides Additional Positive(+) Camber Adjustment, Offset Shaft Kit, Design Allows Ease Of Installation)	Upper	K6148 ‡	2	F188
1972-1968	(Provides Additional Positive(+) Camber Adjustment, Offset Shaft Kit, Design Allows Ease Of Installation)	Upper	K5250 ‡	2	F188
Sway Bar Bushing					
1977-1976	1" To 1-9/64" Sway Bar Diameter	To Frame	K6161	1	F188
1977-1968	15/16" Sway Bar Diameter	To Frame	K5241	1	F188
1975-1968	1" Sway Bar Diameter	To Frame	K5253	1	F188
Sway Bar Repair Kit					
1977-1975	(Heavy Duty Design)		K6630 ‡	2	F188
	(Includes Polyurethane Bushings And Solid Metal Sleeve For Enhanced Performance. Barrel Nut Allows For Easier Installation.)		K700532 ‡	2	F188
	(Standard Design)		K5252	2	F188
1974-1968	(Heavy Duty Design)		K6629 ‡	2	F188
	(Includes Polyurethane Bushings And Solid Metal Sleeve For Enhanced Performance. Barrel Nut Allows For Easier Installation.)		K700535 ‡	2	F188
	(Standard Design)		K8266	2	F188

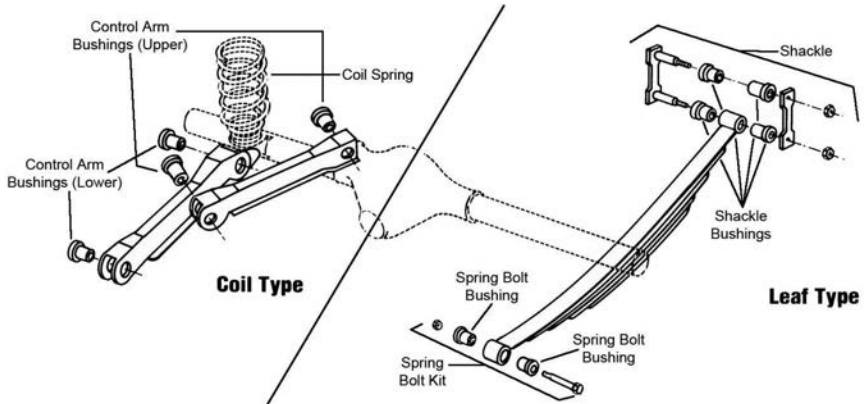
STEERING



S204

Year	Model/Application	Part	P/C Qty	Figure
Center Link				
1977-1973	Power Steering, (Powdered Metal Gusher Brg. For Better Lubrication)	DS808 ‡	1	S204
1972-1968	(Powdered Metal Gusher Brg. For Better Lubrication)	DS749 ‡	1	S204
Idler Arm				
1977-1975	(Powdered Metal Gusher Brg. For Better Lubrication)	K6152 ‡	1	S204
1974-1973	(Powdered Metal Gusher Brg. For Better Lubrication)	K6149 ‡	1	S204
1972-1968	(Powdered Metal Gusher Brg. For Better Lubrication)	K5143 ‡	1	S204
Tie Rod Adjusting Sleeve				
1977-1971		ES2004S	2	S204
1970-1968		ES2032S	2	S204
Tie Rod End				
1977-1973	(Powdered Metal Gusher Brg. For Better Lubrication) (Powdered Metal Gusher Brg. For Better Lubrication)	Outer ES427R ‡ Inner ES2020RLT ‡	2 2	S204 S204
1972-1971	(Powdered Metal Gusher Brg. For Better Lubrication) (Powdered Metal Gusher Brg. For Better Lubrication)	Outer ES406R ‡ Inner ES406L ‡	2 2	S204 S204
1970-1968	(Powdered Metal Gusher Brg. For Better Lubrication) (Powdered Metal Gusher Brg. For Better Lubrication)	Outer ES333RL ‡ Inner ES681N ‡	2 2	S204 S204

REAR SUSPENSION

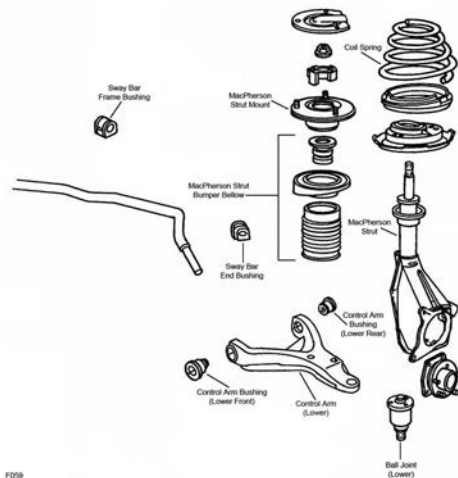


R310

Year	Model/Application	Part	P/C Qty	Figure
Control Arm Bushing Set				
1977-1968	(Contains Front And Rear Bushings) (Contains Front And Rear Bushings)	Upper K5161 Lower K5161	2 2	R310 R310

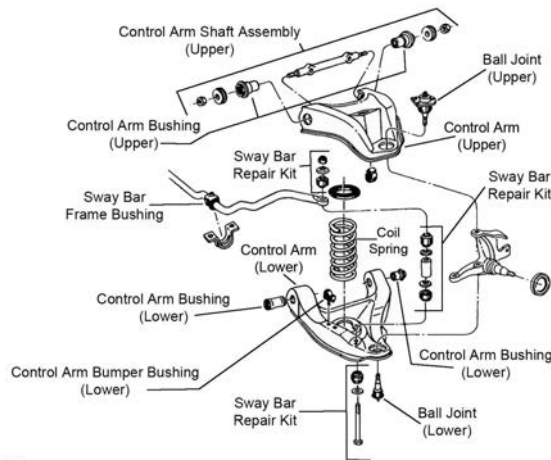
OLDSMOBILE-Cutlass Supreme

FRONT SUSPENSION



F059

F059



F188

F188

Year	Model/Application	Part	P/C Qty	Figure
Ball Joint				
1990-1989	(Powdered Metal Gusher Brg. For Better Lubrication)	Lower	K5301 ‡	2 F059
1988	Front Wheel Drive, (Powdered Metal Gusher Brg. For Better Lubrication)	Lower	K5301 ‡	2 F059
	Rear Wheel Drive, (Powdered Metal Gusher Brg. For Better Lubrication)	Upper	K5208 ‡	2 F188
	Rear Wheel Drive, (Powdered Metal Gusher Brg. For Better Lubrication)	Lower	K6145T ‡	2 F188
1987-1973	(Powdered Metal Gusher Brg. For Better Lubrication)	Upper	K5208 ‡	2 F188
	(Powdered Metal Gusher Brg. For Better Lubrication)	Lower	K6145T ‡	2 F188
1972-1964	(Powdered Metal Gusher Brg. For Better Lubrication)	Upper	K5108 ‡	2 F188
	(Powdered Metal Gusher Brg. For Better Lubrication)	Lower	K5103 ‡	2 F188
Control Arm Bumper Bushing				
1988	Rear Wheel Drive	Lower	K6606	2 F188
1987-1973		Lower	K6606	2 F188
Control Arm Bushing				
1977-1973		Lower Rear	K5262	2 F188
		Lower Front	K3113	2 F188
1965-1964	(Contains Front And Rear Bushings)	Lower Rear	K5144	2 F188
Control Arm Bushing Set				
1990-1989	(Contains Front And Rear Bushings)	Lower	K6364	2 F059
1988	Front Wheel Drive, (Contains Front And Rear Bushings)	Lower	K6364	2 F059
	Rear Wheel Drive, (Contains Front And Rear Bushings)	Upper	K6411 ‡	1 F188
	Rear Wheel Drive, (Contains Front And Rear Bushings, Standard Design)	Upper	K6176	2 F188
	Rear Wheel Drive, (Contains Front And Rear Bushings)	Lower	K6421 ‡	2 F188
	Rear Wheel Drive, (Contains Front And Rear Bushings, Standard Design)	Lower	K6177	2 F188
1987-1978	(Contains Front And Rear Bushings)	Upper	K6411 ‡	1 F188
	(Contains Front And Rear Bushings, Standard Design)	Upper	K6176	2 F188
	(Contains Front And Rear Bushings)	Lower	K6421 ‡	2 F188
	(Contains Front And Rear Bushings, Standard Design)	Lower	K6177	2 F188

(Cont.) Cutlass Supreme-OLDSMOBILE

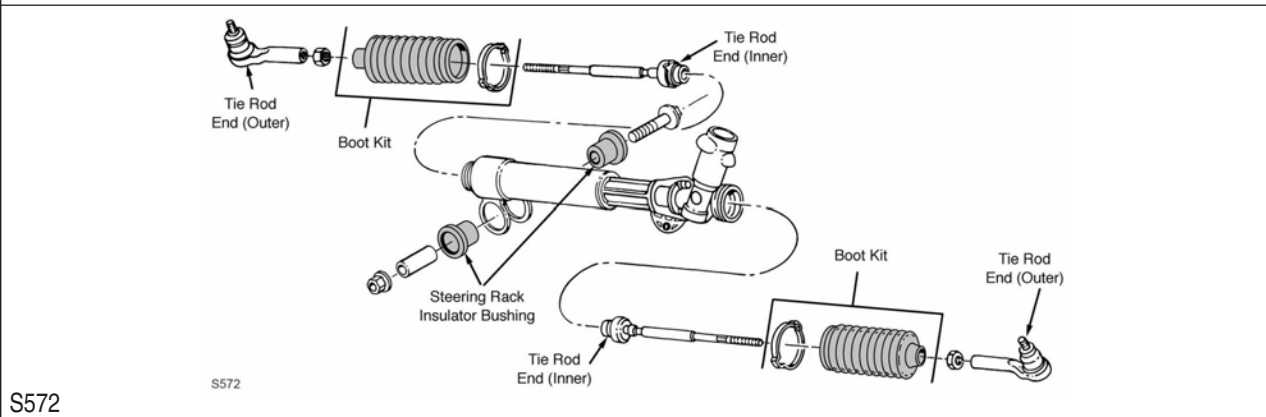
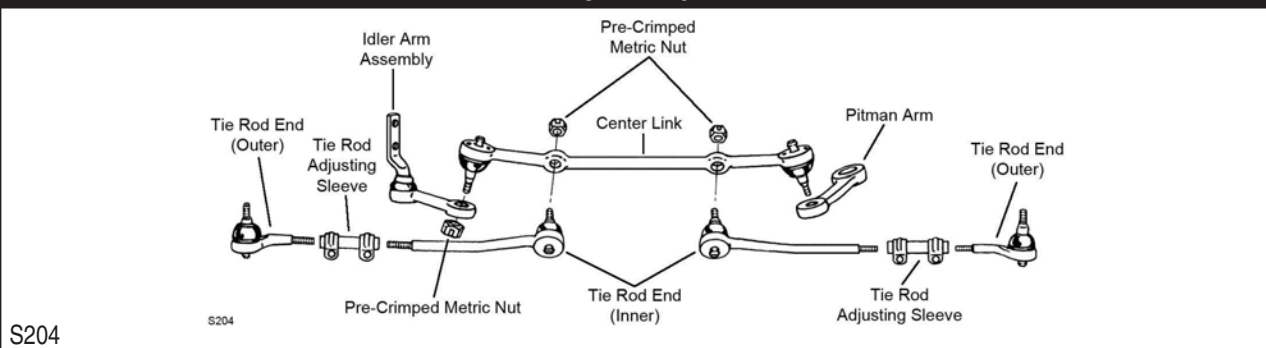
FRONT SUSPENSION (Cont.)				
Year	Model/Application	Part	P/C Qty	Figure
Control Arm Bushing Set				
1977-1974		Upper	K6144	2 F188
1977-1973	(Contains Front And Rear Bushings)	Lower	K6109	2 F188
1973	(Contains Front And Rear Bushings)	Upper	K6108	2 F188
1972-1966	(Contains Front And Rear Bushings)	Lower	K5149	2 F188
1972-1965	(Contains Front And Rear Bushings)	Upper	K5196	2 F188
1970-1966	(Contains Round Rear Bushing, Contains Front And Rear Bushings)	Lower	K6076	2 F188
Control Arm Shaft Assembly				
1988	Rear Wheel Drive, (Provides Additional Positive(+) Camber Adjustment, Offset Shaft Kit, Design Allows Ease Of Installation)	Upper	K6218 ‡	2 F188
1987-1978	(Provides Additional Positive(+) Camber Adjustment, Offset Shaft Kit, Design Allows Ease Of Installation)	Upper	K6218 ‡	2 F188
1977-1974	(Provides Additional Positive(+) Camber Adjustment, Offset Shaft Kit, Design Allows Ease Of Installation)	Upper	K6146 ‡	2 F188
1973	(Provides Additional Positive(+) Camber Adjustment, Offset Shaft Kit, Design Allows Ease Of Installation)	Upper	K6148 ‡	2 F188
1972-1965	(Provides Additional Positive(+) Camber Adjustment, Offset Shaft Kit, Design Allows Ease Of Installation)	Upper	K5250 ‡	2 F188
Control Arm with Ball Joint				
1988-1982	(Contains Bushing And Offset Shaft, Powdered Metal Gusher Brg. For Better Lubrication)	Left Upper	CK620250 ‡	1 F188
	(Contains Bushing And Offset Shaft, Powdered Metal Gusher Brg. For Better Lubrication)	Right Upper	CK620249 ‡	1 F188
Strut Bearing				
1990-1988			K6456	2 F059
Strut Bumper Bellows				
1990-1989	(Contains Bumper)		K90463	2 F059
1988	Front Wheel Drive, (Contains Bumper)		K90463	2 F059
Strut Spring Seat				
1990-1988	(Bearing Not Included, Contains Isolators)	Left Lower	K6632	1 F059
	(Contains Bearing, Contains Insulator)	Left Lower	K6682	1 F059
	(Bearing Not Included, Contains Isolators)	Right Lower	K6633	1 F059
	(Contains Bearing, Contains Insulator)	Right Lower	K6683	1 F059
Sway Bar Bushing				
1990-1989	1-1/4" Sway Bar Diameter, (Split Design For Easier Installation)	To End To Frame	K6641 K6455 ‡	1 1 F059
1990-1988	1" Sway Bar Diameter, (Knob On Bottom)	To Frame	K6451	1 F059
	1-1/16" Sway Bar Diameter, (Knob On Bottom)	To Frame	K5288	1 F059
	1-1/8" Sway Bar Diameter, (Knob On Bottom)	To Frame	K6453	1 F059
	1-3/16" Sway Bar Diameter, (Knob On Bottom)	To Frame	K5248	1 F059
	1-5/16" Sway Bar Diameter, (Knob On Bottom)	To Frame	K6457	1 F059
	36mm Sway Bar Diameter, (Knob On Bottom)	To Frame	K6459	1 F059
1988	Front Wheel Drive	To End	K6641	1 F059
	Front Wheel Drive, 1-1/4" Sway Bar Diameter, (Split Design For Easier Installation)	To Frame	K6455 ‡	1 F059
1987-1986	1-1/4" Sway Bar Diameter, Except Tabs On Mounting Clamps, (Split Design For Easier Installation)	To Frame	K6455 ‡	1 F188
1987-1978	1" Sway Bar Diameter, Except Tabs On Mounting Clamps	To Frame	K6451	1 F188
	1-1/16" Sway Bar Diameter, Except Tabs On Mounting Clamps	To Frame	K5288	1 F188
	1-1/8" Sway Bar Diameter, Except Tabs On Mounting Clamps	To Frame	K6453	1 F188
	1-3/16" Sway Bar Diameter, Except Tabs On Mounting Clamps	To Frame	K5248	1 F188
	1-5/16" Sway Bar Diameter, Except Tabs On Mounting Clamps	To Frame	K6457	1 F188
	36mm Sway Bar Diameter, Except Tabs On Mounting Clamps	To Frame	K6459	1 F188
1985	Base Model, Brougham, 1-1/4" Sway Bar Diameter, Except Tabs On Mounting Clamps, (Split Design For Easier Installation)	To Frame	K6455 ‡	1 F188
1984-1978	1-1/4" Sway Bar Diameter, Except Tabs On Mounting Clamps, (Split Design For Easier Installation)	To Frame	K6455 ‡	1 F188
1982-1979	3/4" Sway Bar Diameter, Tabs On Mounting Clamps, (Standard Design)	To Frame	K5227	1 F188
1980-1978	1" To 1-9/64" Sway Bar Diameter, Tabs On Mounting Clamps	To Frame	K6161	1 F188
	15/16" Sway Bar Diameter, Tabs On Mounting Clamps	To Frame	K5241	1 F188
1977-1976	1" To 1-9/64" Sway Bar Diameter	To Frame	K6161	1 F188
1977-1964	15/16" Sway Bar Diameter	To Frame	K5241	1 F188
1975-1964	1" Sway Bar Diameter	To Frame	K5253	1 F188
Sway Bar Repair Kit				
1988	Rear Wheel Drive, (OEM Type)		K5254	2 F188
	Rear Wheel Drive, (Optional Performance)		K8988	2 F188
	Rear Wheel Drive, 7-1/4" Length, (Includes Polyurethane Bushings And Solid Metal Sleeve For Enhanced Performance. Barrel Nut Allows For Easier Installation.)		K700538 ‡	2 F188
1987-1978	(OEM Type)		K5254	2 F188

OLDSMOBILE-Cutlass Supreme (Cont.)

FRONT SUSPENSION (Cont.)

Year	Model/Application	Part	P/C Qty	Figure
Sway Bar Repair Kit				
1987-1978 (Cont.)	(Optional Performance)	K8988	2	F188
	7-1/4" Length, (Includes Polyurethane Bushings And Solid Metal Sleeve For Enhanced Performance. Barrel Nut Allows For Easier Installation.)	K700538 ‡	2	F188
1977-1975	(Heavy Duty Design) (Includes Polyurethane Bushings And Solid Metal Sleeve For Enhanced Performance. Barrel Nut Allows For Easier Installation.)	K6630 ‡ K700532 ‡	2 2	F188 F188
	(Standard Design)	K5252	2	F188
1974-1964	(Heavy Duty Design) (Includes Polyurethane Bushings And Solid Metal Sleeve For Enhanced Performance. Barrel Nut Allows For Easier Installation.) (Standard Design)	K6629 ‡	2	F188
		K700535 ‡	2	F188
		K8266	2	F188
Wheel Hub & Bearing Assembly				
1990-1989		513044	2	
1988	Front Wheel Drive	513044	2	

STEERING

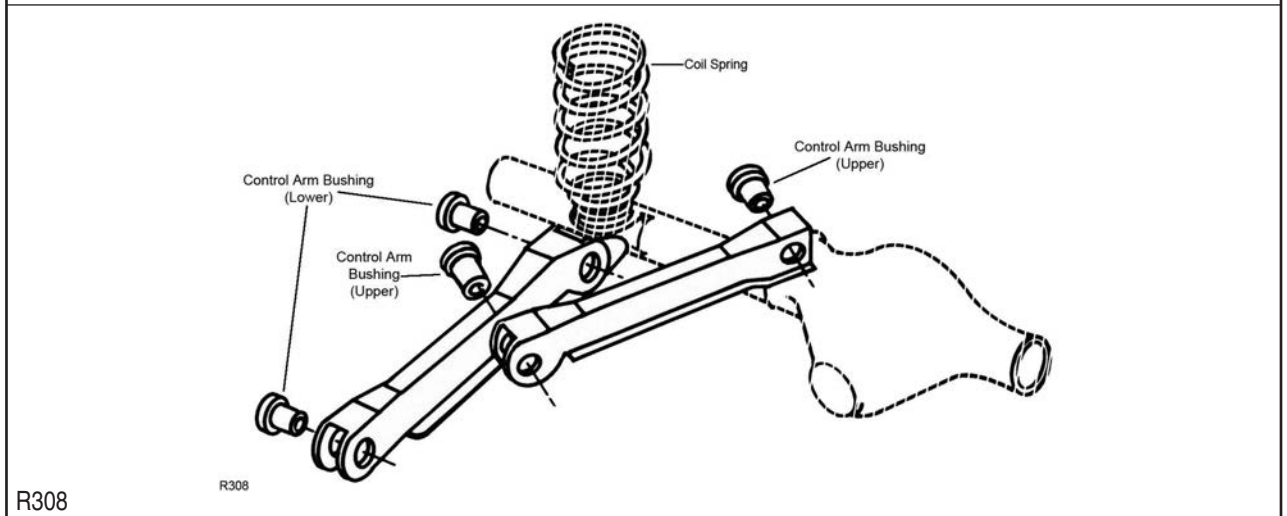
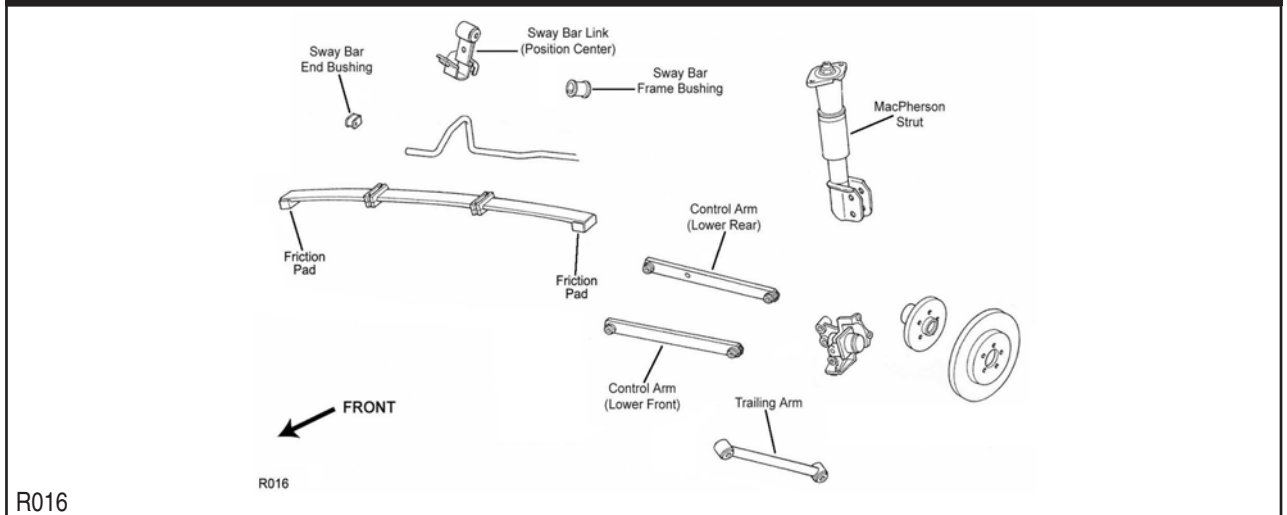


Year	Model/Application	Part	P/C Qty	Figure
Center Link				
1988	Rear Wheel Drive, (Contains New Pre-Crimped Metric Nuts, Powdered Metal Gusher Brg. For Better Lubrication)	DS909 ‡	1	S204
1987-1978	(Contains New Pre-Crimped Metric Nuts, Powdered Metal Gusher Brg. For Better Lubrication)	DS909 ‡	1	S204
1977-1973	Power Steering, (Powdered Metal Gusher Brg. For Better Lubrication)	DS808 ‡	1	S204
1972-1968	(Powdered Metal Gusher Brg. For Better Lubrication)	DS749 ‡	1	S204
Idler Arm				
1988	Rear Wheel Drive, (Powdered Metal Gusher Brg. For Better Lubrication)	K6187T ‡	1	S204
1987-1986	(Powdered Metal Gusher Brg. For Better Lubrication)	K6187T ‡	1	S204
1985	Base Model, Brougham, (Powdered Metal Gusher Brg. For Better Lubrication)	K6187T ‡	1	S204
1984-1978	(Powdered Metal Gusher Brg. For Better Lubrication)	K6187T ‡	1	S204
1977-1975	(Powdered Metal Gusher Brg. For Better Lubrication)	K6152 ‡	1	S204
1974-1973	(Powdered Metal Gusher Brg. For Better Lubrication)	K6149 ‡	1	S204
1972-1966	(Powdered Metal Gusher Brg. For Better Lubrication)	K5143 ‡	1	S204
1965-1964	13/16" Diameter Center Link, (Powdered Metal Gusher Brg. For Better Lubrication)	K5143 ‡	1	S204
	7/8" Diameter Center Link, (Powdered Metal Gusher Brg. For Better Lubrication)	K5142 ‡	1	S204

STEERING (Cont.)

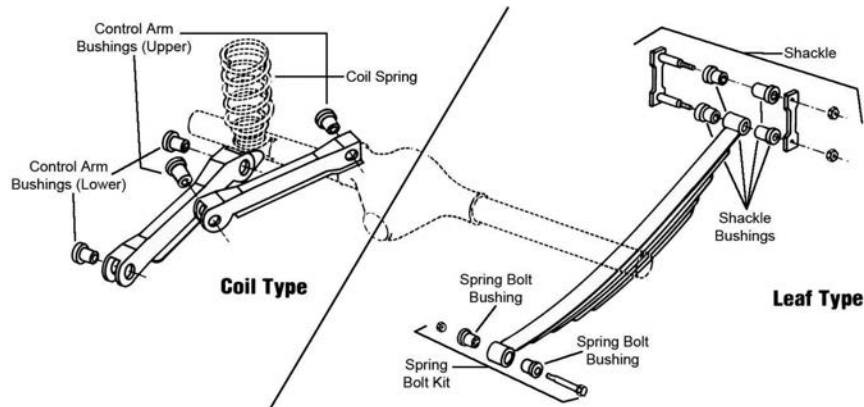
Year	Model/Application	Part	P/C Qty	Figure	
Rack & Pinion Boot Kit					
1990-1989		K6298	2	S572	
1988	Front Wheel Drive	K6298	2	S572	
Steering Rack Insulator Bushing					
1990-1988		K6349	1	S572	
Tie Rod Adjusting Sleeve					
1988	Rear Wheel Drive	ES2032S	2	S204	
1987-1978		ES2032S	2	S204	
1977-1971		ES2004S	2	S204	
1970-1964		ES2032S	2	S204	
Tie Rod End					
1990-1989	(Powdered Metal Gusher Brg. For Better Lubrication) (Full Ball Stud Provides 360 Degrees Of Smooth Rotation)	Outer Inner	ES2912RL ‡ EV195 ‡	2 2	S572 S572
1988	Front Wheel Drive, (Powdered Metal Gusher Brg. For Better Lubrication) Front Wheel Drive, (Full Ball Stud Provides 360 Degrees Of Smooth Rotation) Rear Wheel Drive, (Powdered Metal Gusher Brg. For Better Lubrication) Rear Wheel Drive, (Powdered Metal Gusher Brg. For Better Lubrication)	Outer Inner Outer Inner	ES2912RL ‡ EV195 ‡ ES2033RLT ‡ ES2034RLT ‡	2 2 2 2	S572 S572 S204 S204
1987-1978	(Powdered Metal Gusher Brg. For Better Lubrication) (Powdered Metal Gusher Brg. For Better Lubrication)	Outer Inner	ES2033RLT ‡ ES2034RLT ‡	2 2	S204 S204
1977-1973	(Powdered Metal Gusher Brg. For Better Lubrication) (Powdered Metal Gusher Brg. For Better Lubrication)	Outer Inner	ES427R ‡ ES2020RLT ‡	2 2	S204 S204
1972-1971	(Powdered Metal Gusher Brg. For Better Lubrication) (Powdered Metal Gusher Brg. For Better Lubrication)	Outer Inner	ES406R ‡ ES406L ‡	2 2	S204 S204
1970-1964	(Powdered Metal Gusher Brg. For Better Lubrication) (Powdered Metal Gusher Brg. For Better Lubrication)	Outer Inner	ES333RL ‡ ES681N ‡	2 2	S204 S204

REAR SUSPENSION



OLDSMOBILE-Cutlass Supreme (Cont.)

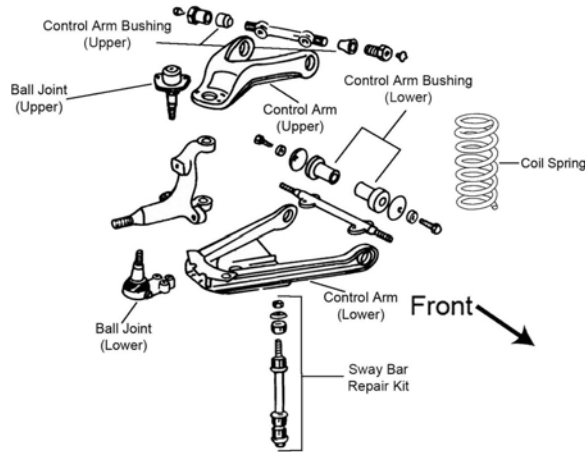
REAR SUSPENSION (Cont.)



R310

Year	Model/Application	Part	P/C Qty	Figure
Control Arm Bushing				
1990-1989	(Lateral Rod Bushing)	Lower	K6577	2 R016
1988	Front Wheel Drive, (Lateral Rod Bushing) Rear Wheel Drive, (Contains Front And Rear Bushings) Rear Wheel Drive, (Contains Front And Rear Bushings)	Lower	K6577	2 R016
		Upper	K6178	2 R308
		Lower	K6178	2 R308
1987-1978	Except Hurst Specialty Car, (Contains Front And Rear Bushings) Except Hurst Specialty Car, (Contains Front And Rear Bushings)	Upper	K6178	2 R308
		Lower	K6178	2 R308
Control Arm Bushing Set				
1977-1964	(Contains Front And Rear Bushings) (Contains Front And Rear Bushings)	Upper	K5161	2 R310
		Lower	K5161	2 R310
Leaf Helper Spring				
1990-1989	(Increases Spring Capacity For Proper Vehicle Height)		K6000 ‡	1 R016
1988	Front Wheel Drive, (Increases Spring Capacity For Proper Vehicle Height)		K6000 ‡	1 R016
Spring Friction Pad				
1990-1988	(Eliminates Noise In Rear Suspension)	At Wheel Spindle	K6544 ‡	2 R016
Strut Assembly				
1990-1989	(Coated For Corrosion Resistance, Contains Lower Mounting Hardware)		ST8506 ‡	2 R016
1988	Front Wheel Drive, (Coated For Corrosion Resistance, Contains Lower Mounting Hardware)		ST8506 ‡	2 R016
Strut Bumper Bellows				
1990-1988	(Contains Bumper)		K90465	2 R016
Strut Mount				
1990-1988	(Contains Bumper Bellows, Bearing Not Included, Original Equipment Type) (Mount Only, Bearing Not Included)		K6570	2 R016
			K6394	2 R016
Sway Bar Bushing				
1990-1988	11mm Sway Bar Diameter, (Split Design For Easier Installation) 13mm Sway Bar Diameter, (Split Design For Easier Installation) 13mm Sway Bar Diameter, (Split Design For Easier Installation)	To End	K200133 ‡	1 R016
		To End	K200135 ‡	1 R016
		To Frame	K200134 ‡	1 R016
Sway Bar Link				
1990-1988	(Contains Bracket and Hanger, Sway Bar Bushing Not Included)		K80233	2 R016
Trailing Link				
1990-1988	(R-Series)		RK6402	2 R016
Trailing Link Bushing				
1990-1988	(High Quality Elastomer For Durability And Performance) (High Quality Elastomer For Durability And Performance)	Front	K200102 ‡	2 R016
		Rear	K200103 ‡	2 R016
Wheel Hub & Bearing Assembly				
1990-1989	4 Wheel ABS Non ABS		512004	2
			513018	2
1988	Front Wheel Drive, Non ABS		513018	2

FRONT SUSPENSION

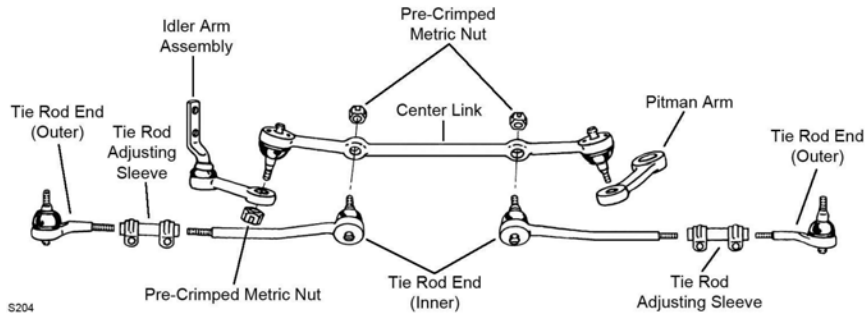


F160

F160

Year	Model/Application	Part	P/C Qty	Figure
Ball Joint				
1967	(Powdered Metal Gusher Brg. For Better Lubrication)	Lower	K5073 ‡	2 F160
Control Arm Bushing				
1967	(Contains Front And Rear Bushings)	Lower Front	K5144	2 F160
Control Arm Bushing Set				
1967	(Contains Front And Rear Bushings)	Upper	K6108	2 F160
Sway Bar Bushing				
1967	15/16" Sway Bar Diameter	To Frame	K5241	1 F160

STEERING

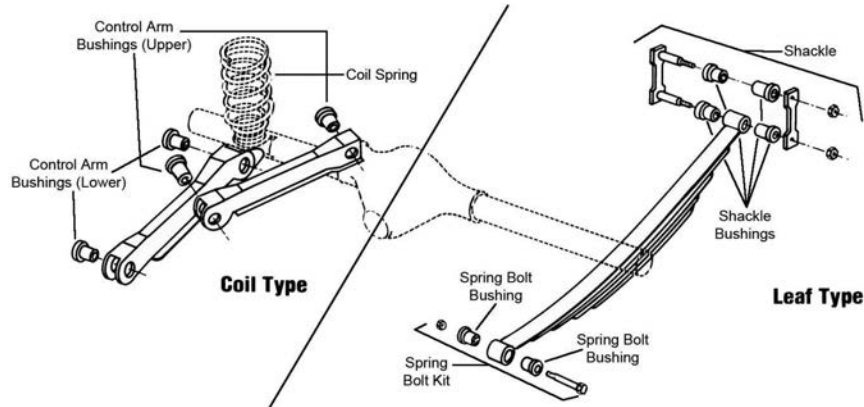


S204

Year	Model/Application	Part	P/C Qty	Figure
Tie Rod Adjusting Sleeve				
1967	11/16" - 18 Thread, 4.72" Length		ES2004S	1 S204
Tie Rod End				
1967	(Powdered Metal Gusher Brg. For Better Lubrication)	Outer	ES314RL ‡	2 S204
	(Powdered Metal Gusher Brg. For Better Lubrication)	Inner	ES723 ‡	2 S204

OLDSMOBILE-Delmont 88 '425' (Cont.)

REAR SUSPENSION

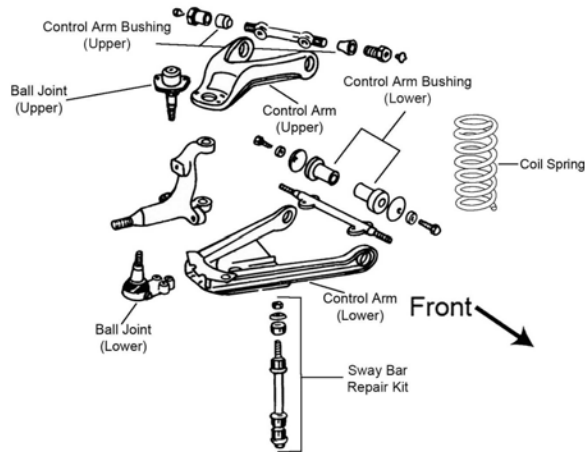


R310

Year	Model/Application	Part	P/C Qty	Figure
Control Arm Bushing Set				
1967	(Contains Front And Rear Bushings)	Upper	2	R310
	(Contains Front And Rear Bushings)	Lower	2	R310

OLDSMOBILE-Delmont Eighty-Eight

FRONT SUSPENSION



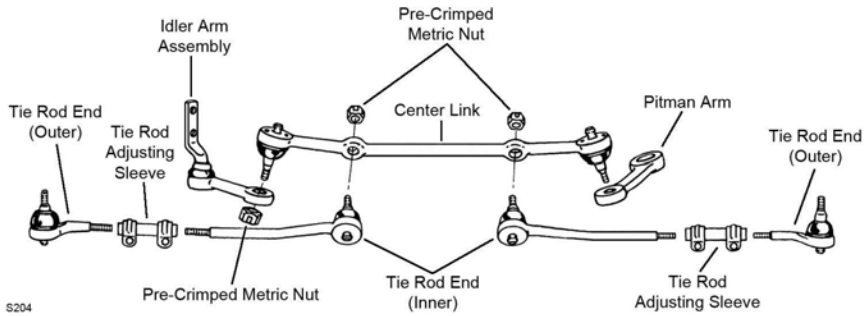
F160

F160

Year	Model/Application	Part	P/C Qty	Figure
Ball Joint				
1968	(Powdered Metal Gusher Brg. For Better Lubrication)	Lower	2	F160
Control Arm Bushing				
1968	(Contains Front And Rear Bushings)	Lower Front	2	F160
Control Arm Bushing Set				
1968	(Contains Front And Rear Bushings)	Upper	2	F160
Sway Bar Bushing				
1968	15/16" Sway Bar Diameter	To Frame	1	F160

(Cont.) Delmont Eighty-Eight-OLDSMOBILE

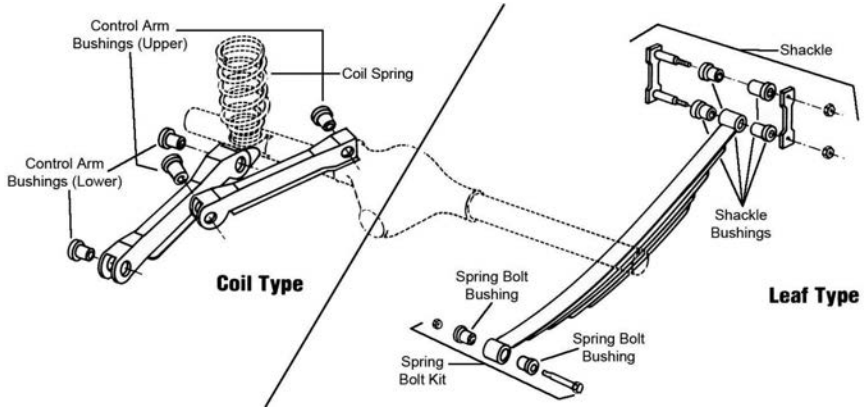
STEERING



S204

Year	Model/Application	Part	P/C Qty	Figure	
Tie Rod Adjusting Sleeve					
1968	11/16" - 18 Thread, 4.72" Length	ES2004S	1	S204	
Tie Rod End					
1968	(Powdered Metal Gusher Brg. For Better Lubrication)	Outer	ES314RL ‡	2	S204
	(Powdered Metal Gusher Brg. For Better Lubrication)	Inner	ES723 ‡	2	S204

REAR SUSPENSION

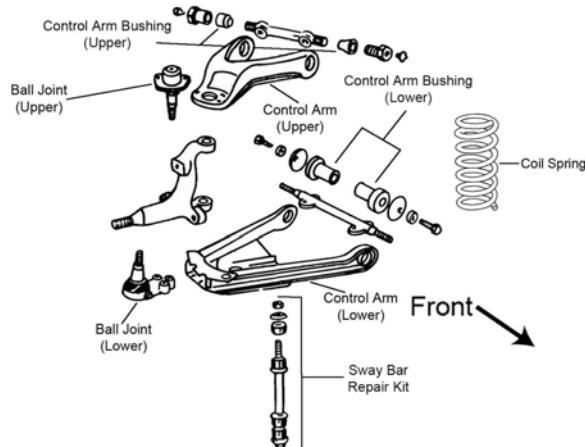


R310

Year	Model/Application	Part	P/C Qty	Figure	
Control Arm Bushing Set					
1968	(Contains Front And Rear Bushings)	Upper	K5161	2	R310
	(Contains Front And Rear Bushings)	Lower	K5161	2	R310

Delmont Eighty-Eight '330'-OLDSMOBILE

FRONT SUSPENSION



F160

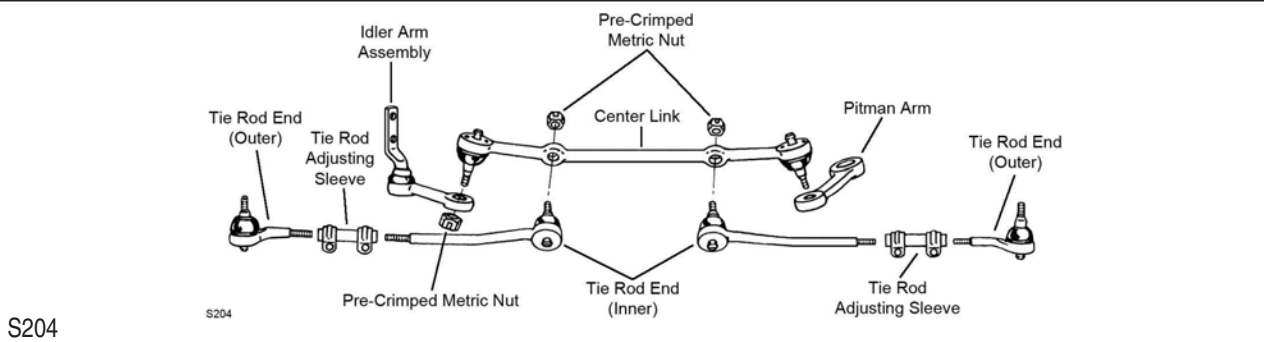
F160

OLDSMOBILE-Delmont Eighty-Eight '330' (Cont.)

FRONT SUSPENSION (Cont.)

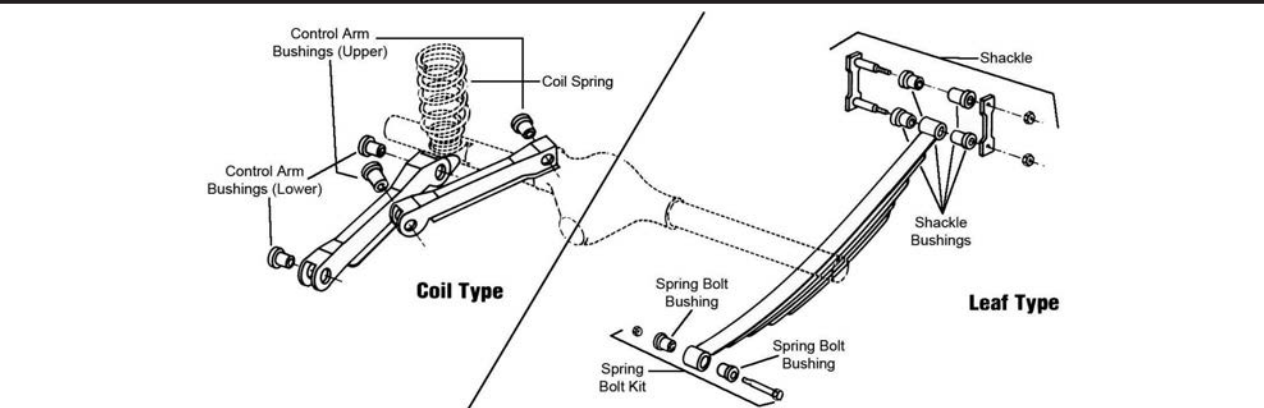
Year	Model/Application	Part	P/C Qty	Figure
Ball Joint				
1967	(Powdered Metal Gusher Brg. For Better Lubrication)	Lower	K5073 ‡	2 F160
Control Arm Bushing				
1967	(Contains Front And Rear Bushings)	Lower Front	K5144	2 F160
Control Arm Bushing Set				
1967	(Contains Front And Rear Bushings)	Upper	K6108	2 F160
Sway Bar Bushing				
1967	15/16" Sway Bar Diameter	To Frame	K5241	1 F160

STEERING



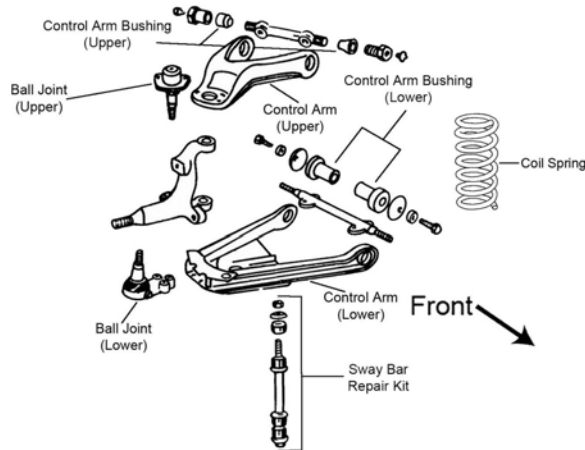
Year	Model/Application	Part	P/C Qty	Figure
Tie Rod Adjusting Sleeve				
1967	11/16" - 18 Thread, 4.72" Length		ES2004S	1
Tie Rod End				
1967	(Powdered Metal Gusher Brg. For Better Lubrication)	Outer	ES314RL ‡	2 S204
	(Powdered Metal Gusher Brg. For Better Lubrication)	Inner	ES723 ‡	2 S204

REAR SUSPENSION



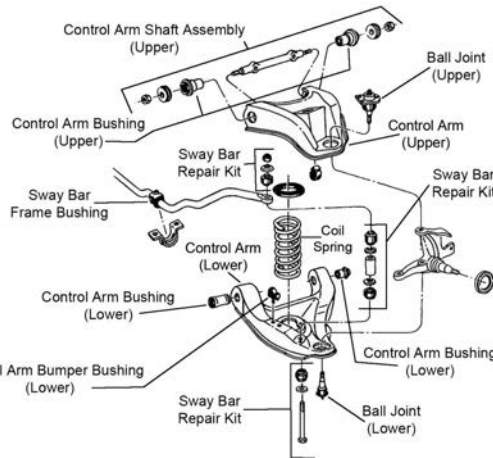
Year	Model/Application	Part	P/C Qty	Figure
Control Arm Bushing Set				
1967	(Contains Front And Rear Bushings)	Upper	K5161	2 R310
	(Contains Front And Rear Bushings)	Lower	K5161	2 R310

FRONT SUSPENSION



F160

F160



F188

F188

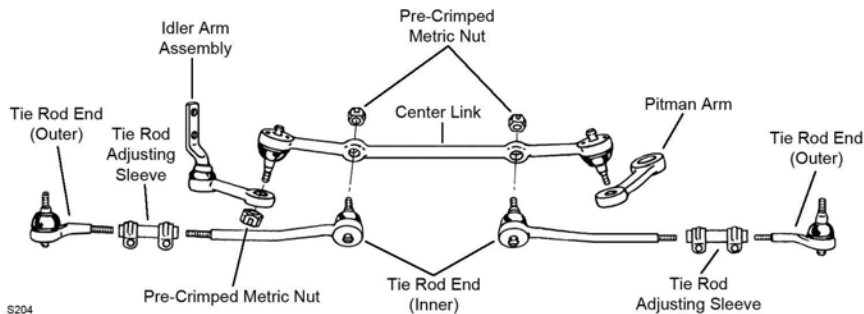
Year	Model/Application	Part	P/C Qty	Figure
Ball Joint				
1983-1977	(Powdered Metal Gusher Brg. For Better Lubrication)	Lower	K6145T ‡	2 F188
1983-1971	(Powdered Metal Gusher Brg. For Better Lubrication)	Upper	K5208 ‡	2 F188
1976-1971	(Powdered Metal Gusher Brg. For Better Lubrication)	Lower	K6141 ‡	2 F188
1970-1965	(Powdered Metal Gusher Brg. For Better Lubrication)	Lower	K5073 ‡	2 F160
Control Arm Bumper Bushing				
1983-1971		Lower	K6606	2 F188
Control Arm Bushing				
1983-1971		Lower Rear	K5262	2 F188
		Lower Front	K3113	2 F188
1970-1965	(Contains Front And Rear Bushings)	Lower Front	K5144	2 F160
Control Arm Bushing Set				
1983-1980	(Contains Front And Rear Bushings)	Upper	K6409 ‡	1 F188
	(Contains Front And Rear Bushings, Standard Design)	Upper	K6198	1 F188
1983-1971	(Contains Front And Rear Bushings)	Lower	K6109	2 F188
1979-1974		Upper	K6144	2 F188
1973-1972	(Contains Front And Rear Bushings)	Upper	K6108	2 F188
1971-1965	(Contains Front And Rear Bushings)	Upper	K6108	2 F160
Control Arm Shaft Assembly				
1983-1980	(Provides Additional Positive(+) Camber Adjustment, Offset Shaft Kit, Design Allows Ease Of Installation)	Upper	K6210 ‡	2 F188
1979-1974	(Provides Additional Positive(+) Camber Adjustment, Offset Shaft Kit, Design Allows Ease Of Installation)	Upper	K6146 ‡	2 F188
1973-1971	(Provides Additional Positive(+) Camber Adjustment, Offset Shaft Kit, Design Allows Ease Of Installation)	Upper	K6148 ‡	2 F188

OLDSMOBILE-Delta 88 (Cont.)

FRONT SUSPENSION (Cont.)

Year	Model/Application	Part	P/C Qty	Figure
Control Arm with Ball Joint				
1983-1980	(Contains Bushing, Powdered Metal Gusher Brg. For Better Lubrication) (R-Series)	Left Lower Left Lower	CK620168 ‡ RK620168	1 1 F188 F188
Sway Bar Bushing				
1983-1980	1" Sway Bar Diameter 1-1/16" Sway Bar Diameter 1-1/4" Sway Bar Diameter, (Split Design For Easier Installation) 1-1/8" Sway Bar Diameter 1-3/16" Sway Bar Diameter	To Frame To Frame To Frame To Frame To Frame	K6451 K5288 K6455 ‡ K6453 K5248	1 1 1 1 1 F188 F188 F188 F188 F188
1979-1976	1" Sway Bar Diameter	To Frame	K6161	1 F188
1979-1965	15/16" Sway Bar Diameter	To Frame	K5241	1 F188
1975-1971	1" Sway Bar Diameter	To Frame	K5253	1 F188
Sway Bar Repair Kit				
1983-1975	(Heavy Duty Design) (Includes Polyurethane Bushings And Solid Metal Sleeve For Enhanced Performance. Barrel Nut Allows For Easier Installation.) (Standard Design)		K6630 ‡ K700532 ‡ K5252	2 2 2 F188 F188 F188
1974-1971	(Includes Polyurethane Bushings And Solid Metal Sleeve For Enhanced Performance. Barrel Nut Allows For Easier Installation.)		K700535 ‡	2 F188

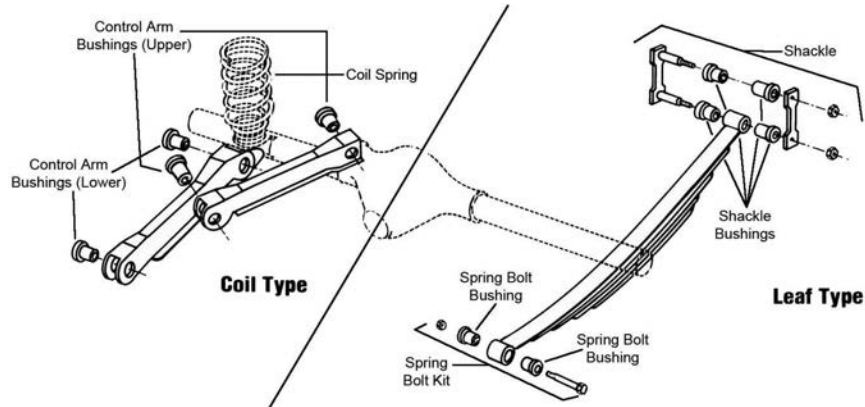
STEERING



S204

Year	Model/Application	Part	P/C Qty	Figure
Center Link				
1983-1977	(Greaseable Socket Reduces Corrosion/Wear)		DS899 ‡	1 S204
1976-1973	(Powdered Metal Gusher Brg. For Better Lubrication)		DS809 ‡	1 S204
Idler Arm				
1983-1979	(Powdered Metal Gusher Brg. For Better Lubrication)		K6187T ‡	1 S204
1978	12mm Bolts, (Powdered Metal Gusher Brg. For Better Lubrication) 7/16" Bolts, (Powdered Metal Gusher Brg. For Better Lubrication)		K6187T ‡ K6164 ‡	1 1 S204 S204
1977	(Powdered Metal Gusher Brg. For Better Lubrication)		K6164 ‡	1 S204
1976-1975	(Powdered Metal Gusher Brg. For Better Lubrication)		K6153 ‡	1 S204
1974-1973	(Powdered Metal Gusher Brg. For Better Lubrication)		K6149 ‡	1 S204
1972-1971	(Powdered Metal Gusher Brg. For Better Lubrication)		K6106 ‡	1 S204
Tie Rod Adjusting Sleeve				
1983-1971			ES2004S	2 S204
1970-1965	11/16" - 18 Thread, 4.72" Length		ES2004S	1 S204
Tie Rod End				
1983-1977	(Powdered Metal Gusher Brg. For Better Lubrication) (Powdered Metal Gusher Brg. For Better Lubrication)	Outer Inner	ES2019RLT ‡ ES2020RLT ‡	2 2 S204 S204
1976-1971	(Powdered Metal Gusher Brg. For Better Lubrication) (Powdered Metal Gusher Brg. For Better Lubrication)	Outer Inner	ES403R ‡ ES403L ‡	2 2 S204 S204
1970-1965	(Powdered Metal Gusher Brg. For Better Lubrication) (Powdered Metal Gusher Brg. For Better Lubrication)	Outer Inner	ES314RL ‡ ES723 ‡	2 2 S204 S204

REAR SUSPENSION

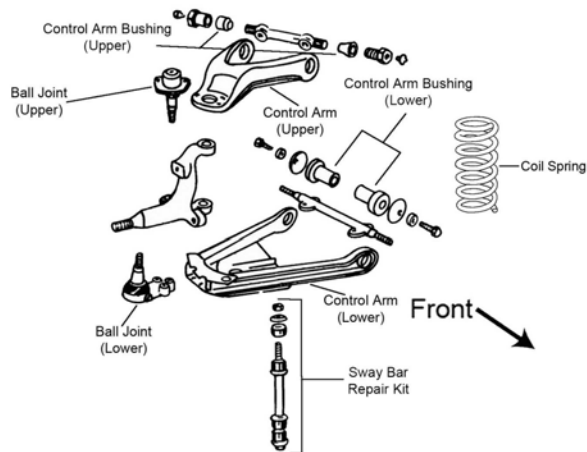


R310

Year	Model/Application	Part	P/C Qty	Figure
Control Arm Bushing				
1983-1971		Upper	K6111	2 R310
Control Arm Bushing Set				
1983-1971	(Contains Front And Rear Bushings)	Lower	K6116	2 R310
1970-1965	(Contains Front And Rear Bushings)	Upper	K5161	2 R310
		Lower	K5161	2 R310
Leaf Spring Bushing				
1976		Upper Rear	SB298	2 R310

Delta 88 Royale-OLDSMOBILE

FRONT SUSPENSION

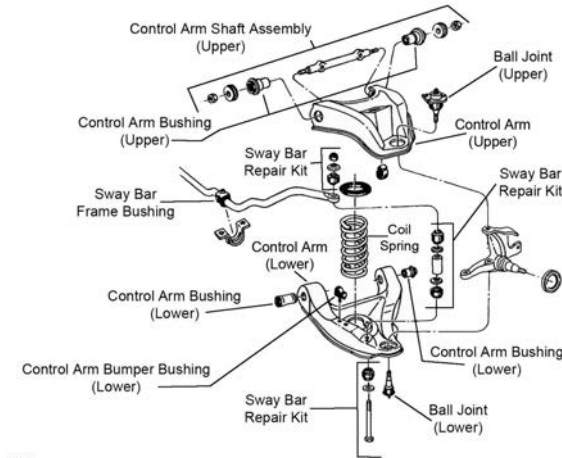


F160

F160

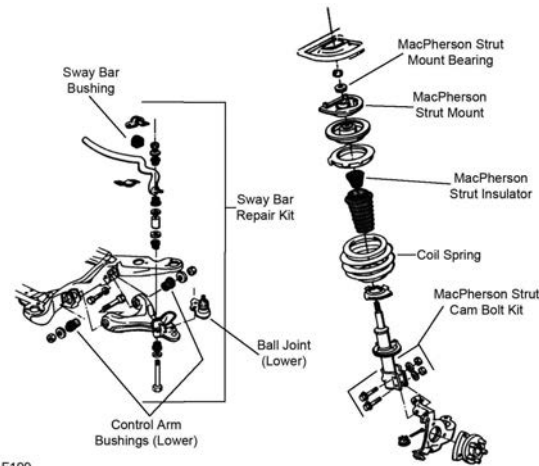
OLDSMOBILE-Delta 88 Royale (Cont.)

FRONT SUSPENSION (Cont.)



F188

F188



F199

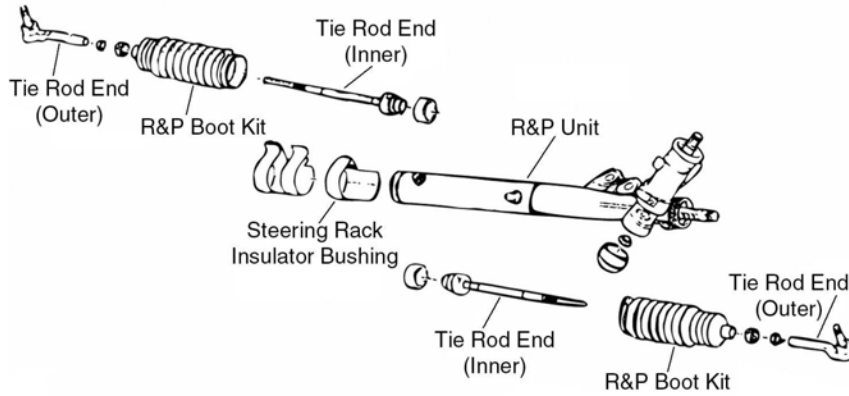
F199

Year	Model/Application	Part	P/C Qty	Figure
Ball Joint				
1988-1986	(Powdered Metal Gusher Brg. For Better Lubrication)	Lower	K5295 ‡	2 F199
1985	Rear Wheel Drive, (Powdered Metal Gusher Brg. For Better Lubrication)	Lower	K6145T ‡	2 F188
1985-1971	(Powdered Metal Gusher Brg. For Better Lubrication)	Upper	K5208 ‡	2 F188
1984-1977	(Powdered Metal Gusher Brg. For Better Lubrication)	Lower	K6145T ‡	2 F188
1976-1971	(Powdered Metal Gusher Brg. For Better Lubrication)	Lower	K6141 ‡	2 F188
1970-1969	(Powdered Metal Gusher Brg. For Better Lubrication)	Lower	K5073 ‡	2 F160
Control Arm				
1988-1986	Base Model, (R-Series)	Left Lower	RK641465	1 F199
	Base Model, (R-Series)	Right Lower	RK641464	1 F199
Control Arm Bumper Bushing				
1985-1971		Lower	K6606	2 F188
Control Arm Bushing				
1985-1971		Lower Rear	K5262	2 F188
		Lower Front	K3113	2 F188
1970-1969	(Contains Front And Rear Bushings)	Lower Front	K5144	2 F160
Control Arm Bushing Set				
1988-1986	(Contains Front And Rear Bushings)	Lower	K6285	2 F199
1985	Rear Wheel Drive, (Contains Front And Rear Bushings)	Upper	K6409 ‡	1 F188
	Rear Wheel Drive, (Contains Front And Rear Bushings, Standard Design)	Upper	K6198	1 F188
	Rear Wheel Drive, (Contains Front And Rear Bushings)	Lower	K6109	2 F188
1984-1980	(Contains Front And Rear Bushings)	Upper	K6409 ‡	1 F188
	(Contains Front And Rear Bushings, Standard Design)	Upper	K6198	1 F188
1984-1971	(Contains Front And Rear Bushings)	Lower	K6109	2 F188
1979-1974		Upper	K6144	2 F188

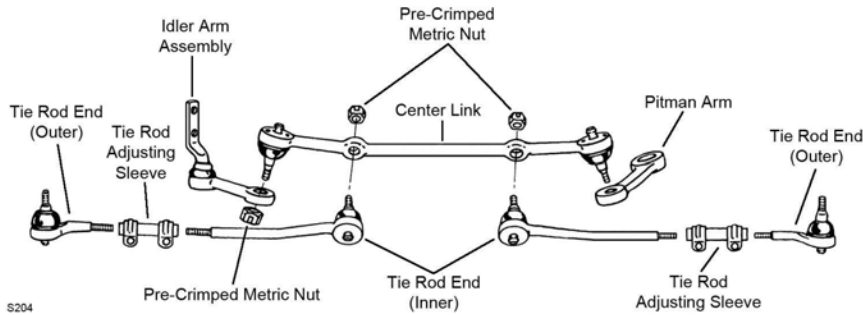
FRONT SUSPENSION (Cont.)					
Year	Model/Application	Part	P/C Qty	Figure	
Control Arm Bushing Set					
1973-1971	(Contains Front And Rear Bushings)	Upper	K6108	2	F188
1970-1969	(Contains Front And Rear Bushings)	Upper	K6108	2	F160
Control Arm Shaft Assembly					
1985-1980	(Provides Additional Positive(+) Camber Adjustment, Offset Shaft Kit, Design Allows Ease Of Installation)	Upper	K6210 ‡	2	F188
1979-1974	(Provides Additional Positive(+) Camber Adjustment, Offset Shaft Kit, Design Allows Ease Of Installation)	Upper	K6146 ‡	2	F188
1973-1971	(Provides Additional Positive(+) Camber Adjustment, Offset Shaft Kit, Design Allows Ease Of Installation)	Upper	K6148 ‡	2	F188
Control Arm with Ball Joint					
1985	Rear Wheel Drive, (Contains Bushing, Powdered Metal Gusher Brg. For Better Lubrication) Rear Wheel Drive, (R-Series)	Left Lower	CK620168 ‡	1	F188
		Left Lower	RK620168	1	F188
1984-1980	(Contains Bushing, Powdered Metal Gusher Brg. For Better Lubrication) (R-Series)	Left Lower	CK620168 ‡	1	F188
		Left Lower	RK620168	1	F188
Strut Bearing					
1988-1987		Upper	K6436	2	F199
Strut Bumper Bellows					
1988-1986	Except Rear Air Leveling System, (Contains Bumper)		K90464	2	F199
Strut Mount					
1988-1986	(Contains Bearing, Contains Insulator)		K6448	2	F199
Strut Spring Seat					
1988-1986	(Contains Insulator)	Upper	K5344	2	F199
		Lower	K6703	2	F199
Sway Bar Bushing					
1988-1986	28mm Sway Bar Diameter	To Frame	K5326	1	F199
	30mm Sway Bar Diameter	To Frame	K5327	1	F199
	32mm Sway Bar Diameter	To Frame	K5329	1	F199
	34mm Sway Bar Diameter	To Frame	K5332	1	F199
1985	Rear Wheel Drive, 1-1/4" Sway Bar Diameter, (Split Design For Easier Installation)	To Frame	K6455 ‡	1	F188
1985-1980	1" Sway Bar Diameter	To Frame	K6451	1	F188
	1-1/16" Sway Bar Diameter	To Frame	K5288	1	F188
	1-1/8" Sway Bar Diameter	To Frame	K6453	1	F188
	1-3/16" Sway Bar Diameter	To Frame	K5248	1	F188
1984-1980	1-1/4" Sway Bar Diameter, (Split Design For Easier Installation)	To Frame	K6455 ‡	1	F188
1979-1976	1" Sway Bar Diameter	To Frame	K6161	1	F188
1979-1969	15/16" Sway Bar Diameter	To Frame	K5241	1	F188
1975-1971	1" Sway Bar Diameter	To Frame	K5253	1	F188
Sway Bar Repair Kit					
1988-1986	(Heavy Duty Design) (Standard Design) 5.5" Length, (Includes Polyurethane Bushings And Solid Metal Sleeve For Enhanced Performance. Barrel Nut Allows For Easier Installation.)		K8989 ‡	2	F199
			K5255	2	F199
			K700528 ‡	2	F199
1985	Rear Wheel Drive, (Heavy Duty Design) Rear Wheel Drive, (Includes Polyurethane Bushings And Solid Metal Sleeve For Enhanced Performance. Barrel Nut Allows For Easier Installation.) Rear Wheel Drive, (Standard Design)		K6630 ‡	2	F188
			K700532 ‡	2	F188
			K5252	2	F188
1984-1975	(Heavy Duty Design) (Includes Polyurethane Bushings And Solid Metal Sleeve For Enhanced Performance. Barrel Nut Allows For Easier Installation.) (Standard Design)		K6630 ‡	2	F188
			K700532 ‡	2	F188
			K5252	2	F188
1974-1971	(Includes Polyurethane Bushings And Solid Metal Sleeve For Enhanced Performance. Barrel Nut Allows For Easier Installation.) (Standard Design)		K700535 ‡	2	F188
			K8266	2	F188
Wheel Hub & Bearing Assembly					
1988-1986			513016-K	2	

OLDSMOBILE-Delta 88 Royale (Cont.)

STEERING



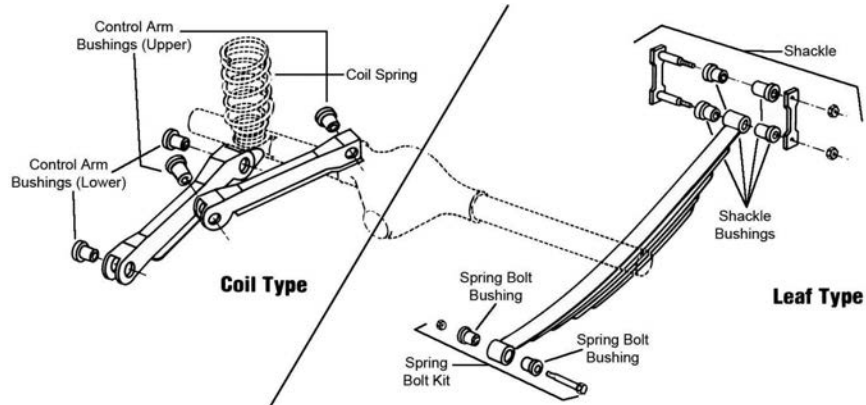
S028



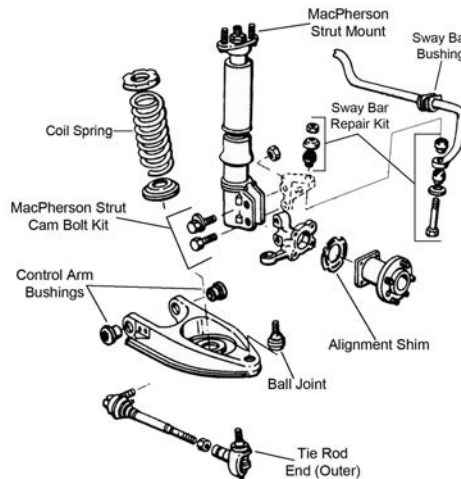
S204

Year	Model/Application	Part	P/C Qty	Figure
Center Link				
1985-1977	(Greaseable Socket Reduces Corrosion/Wear)	DS899 ‡	1	S204
1976-1973	(Powdered Metal Gusher Brg. For Better Lubrication)	DS809 ‡	1	S204
Idler Arm				
1985	Rear Wheel Drive, (Powdered Metal Gusher Brg. For Better Lubrication)	K6187T ‡	1	S204
1984-1979	(Powdered Metal Gusher Brg. For Better Lubrication)	K6187T ‡	1	S204
1978	12mm Bolts, (Powdered Metal Gusher Brg. For Better Lubrication) 7/16" Bolts, (Powdered Metal Gusher Brg. For Better Lubrication)	K6187T ‡ K6164 ‡	1 1	S204 S204
1977	(Powdered Metal Gusher Brg. For Better Lubrication)	K6164 ‡	1	S204
1976-1975	(Powdered Metal Gusher Brg. For Better Lubrication)	K6153 ‡	1	S204
1974-1973	(Powdered Metal Gusher Brg. For Better Lubrication)	K6149 ‡	1	S204
1972-1971	(Powdered Metal Gusher Brg. For Better Lubrication)	K6106 ‡	1	S204
Rack & Pinion Boot Kit				
1988-1986		K6298	2	S028
Steering Rack Insulator Bushing				
1988-1986		Right K5291	1	S028
Tie Rod Adjusting Sleeve				
1985-1971		ES2004S	2	S204
1970-1969	11/16" - 18 Thread, 4.72" Length	ES2004S	1	S204
Tie Rod End				
1988-1986	(Powdered Metal Gusher Brg. For Better Lubrication) (Full Ball Stud Provides 360 Degrees Of Smooth Rotation)	Outer ES2261RL ‡ Inner EV116 ‡	2 2	S028 S028
1985-1977	(Powdered Metal Gusher Brg. For Better Lubrication) (Powdered Metal Gusher Brg. For Better Lubrication)	Outer ES2019RLT ‡ Inner ES2020RLT ‡	2 2	S204 S204
1976-1971	(Powdered Metal Gusher Brg. For Better Lubrication) (Powdered Metal Gusher Brg. For Better Lubrication)	Outer ES403R ‡ Inner ES403L ‡	2 2	S204 S204
1970-1969	(Powdered Metal Gusher Brg. For Better Lubrication) (Powdered Metal Gusher Brg. For Better Lubrication)	Outer ES314RL ‡ Inner ES723 ‡	2 2	S204 S204

REAR SUSPENSION



R310



R340

Year	Model/Application	Part	P/C Qty	Figure
Ball Joint				
1988-1986	(Powdered Metal Gusher Brg. For Better Lubrication)	Lower	K5297 ‡	2 R340
Control Arm Bushing				
1985	Rear Wheel Drive	Upper	K6111	2 R310
1984-1971		Upper	K6111	2 R310
Control Arm Bushing Set				
1988-1986	(Contains Front And Rear Bushings)	Lower	K5296	2 R340
1985	Rear Wheel Drive, (Contains Front And Rear Bushings)	Lower	K6116	2 R310
1984-1971	(Contains Front And Rear Bushings)	Lower	K6116	2 R310
1970-1969	(Contains Front And Rear Bushings)	Upper	K5161	2 R310
	(Contains Front And Rear Bushings)	Lower	K5161	2 R310
Leaf Spring Bushing				
1976		Upper Rear	SB298	2 R310
Strut Assembly				
1988-1986	Except Auto Leveling System, (Coated For Corrosion Resistance, Strut, Spring & Top Mount)		ST8503 ‡	2 R340
Strut Bumper Bellows				
1988-1986	Except Rear Air Leveling System, (Contains Bumper)		K90463	2 R340
Strut Mount				
1988-1987			K6404	2 R340
1986	Air Suspension		K6404	2 R340
Sway Bar Bushing				
1988-1986	15mm Sway Bar Diameter	To Frame	K200042	1 R340
Sway Bar Link				
1988-1986	(Contains Bracket and Hanger, Sway Bar Bushing Not Included)	Center	K201292	2 R340
Sway Bar Repair Kit				
1988-1986		Outer	K5315	2 R340

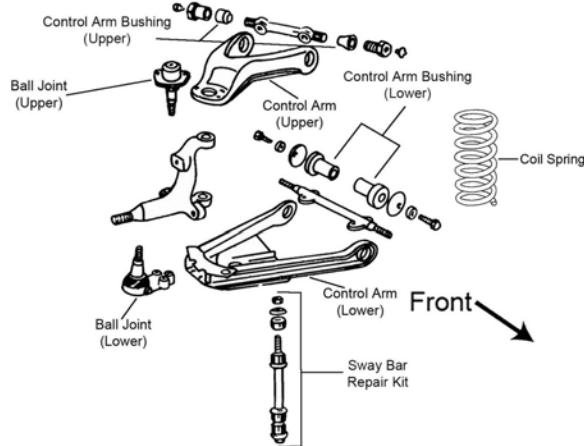
OLDSMOBILE-Delta 88 Royale (Cont.)

REAR SUSPENSION (Cont.)

Year	Model/Application	Part	P/C Qty	Figure
Tie Rod End				
1988-1986	(Powdered Metal Gusher Brg. For Better Lubrication)	Outer	ES2500RL ‡	2
Wheel Hub & Bearing Assembly				
1988	4 Wheel ABS Non ABS		513041 513018	2 2
1987-1986			513018	2

OLDSMOBILE-Dynamic 88

FRONT SUSPENSION

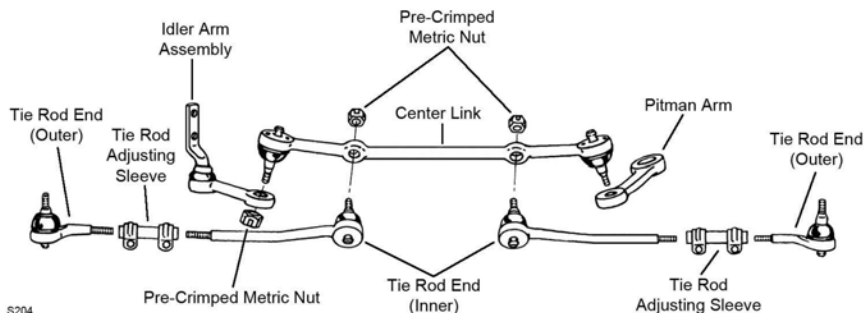


F160

F160

Year	Model/Application	Part	P/C Qty	Figure
Ball Joint				
1966-1963	(Powdered Metal Gusher Brg. For Better Lubrication)	Lower	K5073 ‡	2
Control Arm Bushing				
1966-1965	(Contains Front And Rear Bushings)	Lower Front	K5144	2
Control Arm Bushing Set				
1966-1964	(Contains Front And Rear Bushings)	Upper	K6108	2
Sway Bar Bushing				
1966-1965	15/16" Sway Bar Diameter	To Frame	K5241	1
1964-1963		To Frame	K8204	1
1962-1958	(Standard Design)	To Frame	K5227	1
Sway Bar Repair Kit				
1958	Except Air Ride, (Includes Polyurethane Bushings And Solid Metal Sleeve For Enhanced Performance. Barrel Nut Allows For Easier Installation.)		K700527 ‡	2
	Except Air Ride, (Standard Design)		K446	2

STEERING



S204

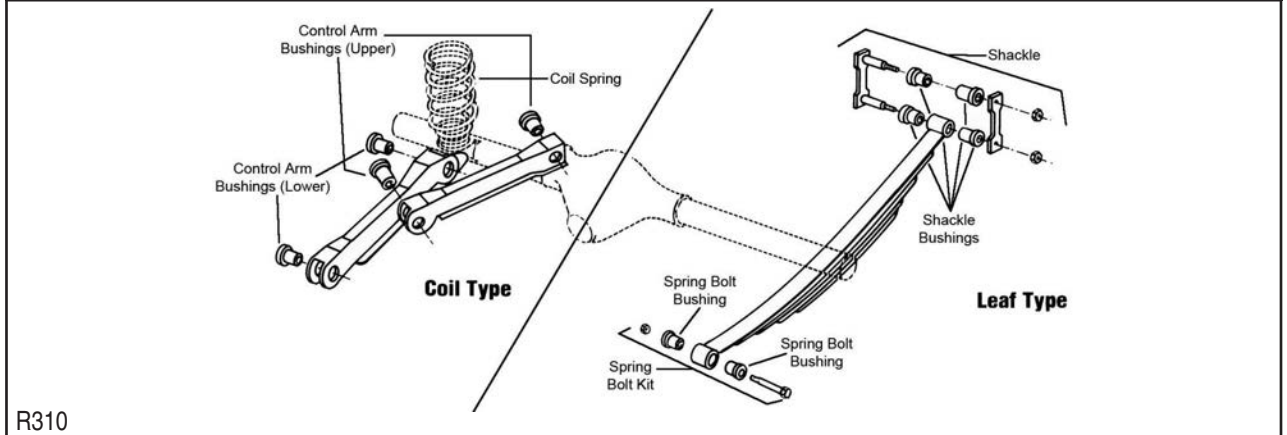
S204

Year	Model/Application	Part	P/C Qty	Figure
Tie Rod Adjusting Sleeve				
1966-1963	11/16" - 18 Thread, 4.72" Length		ES2004S	1

(Cont.) Dynamic 88-OLDSMOBILE

STEERING (Cont.)				
Year	Model/Application	Part	P/C Qty	Figure
Tie Rod Adjusting Sleeve				
1962-1961	For Vehicles Equipped With Tie Rods That Have Metal Cover Plates, Manual Steering For Vehicles Equipped With Tie Rods That Have Metal Cover Plates, Power Steering	ES2004S ES638S	2 2	S204 S204
1957		ES2004S	2	
Tie Rod End				
1966-1965	(Powdered Metal Gusher Brg. For Better Lubrication)	Inner	ES723 ‡	2 S204
1966-1963	(Powdered Metal Gusher Brg. For Better Lubrication)	Outer	ES314RL ‡	2 S204
1957	(Powdered Metal Gusher Brg. For Better Lubrication)	Outer	ES140R ‡	2

REAR SUSPENSION



R310

Year	Model/Application	Part	P/C Qty	Figure
Control Arm Bushing Set				
1966-1965	(Contains Front And Rear Bushings) (Contains Front And Rear Bushings)	Upper Lower	K5161 K5161	2 R310 2 R310
Leaf Spring Bushing				
1960-1958	Except Air Ride	Fixed End	K200946	4 R310
Leaf Spring Shackle Bushing				
1960-1958	Except Air Ride		K200946	8 R310

Dynamic Sixty-OLDSMOBILE

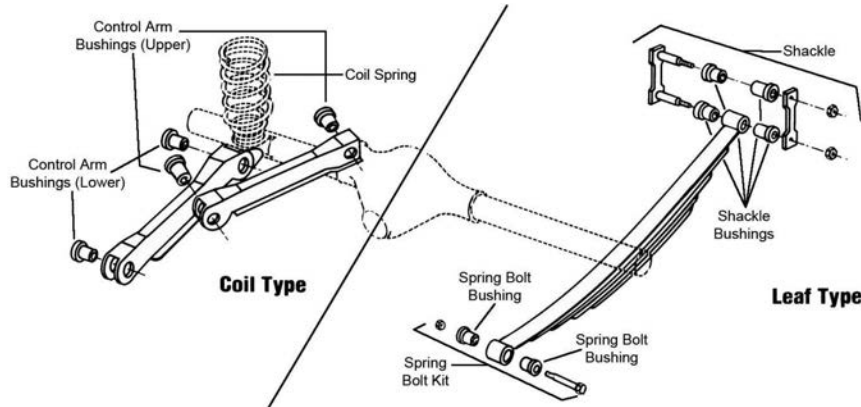
STEERING				
Year	Model/Application	Part	P/C Qty	Figure
Tie Rod Adjusting Sleeve				
1948		ES2004S	2	

Dynamic Seventy-OLDSMOBILE

STEERING				
Year	Model/Application	Part	P/C Qty	Figure
Tie Rod Adjusting Sleeve				
1948-1946		ES2004S	2	
1942-1940		ES2004S	2	

OLDSMOBILE-Eighty Eight

REAR SUSPENSION

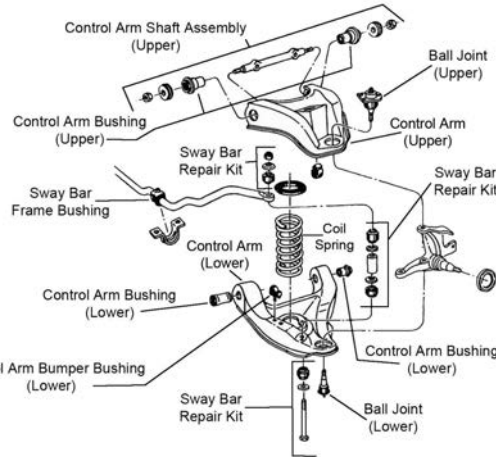


R310

Year	Model/Application	Part	P/C Qty	Figure
Leaf Spring Bushing				
1956-1951	Fixed End	K200946	4	R310
Leaf Spring Shackle Bushing				
1956-1951	Except Air Ride	K200946	8	R310

OLDSMOBILE-F-85

FRONT SUSPENSION



F188

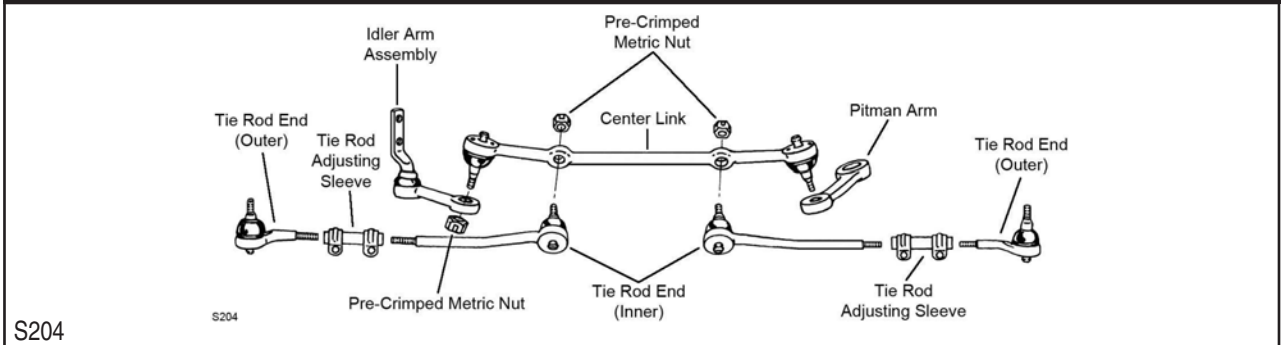
F188

Year	Model/Application	Part	P/C Qty	Figure	
Ball Joint					
1972-1964	(Powdered Metal Gusher Brg. For Better Lubrication) (Powdered Metal Gusher Brg. For Better Lubrication)	Upper Lower	K5108 ‡ K5103 ‡	2 2	F188 F188
Control Arm Bushing					
1965-1964	(Contains Front And Rear Bushings)	Lower Rear	K5144	2	F188
Control Arm Bushing Set					
1972-1966	(Contains Front And Rear Bushings)	Lower	K5149	2	F188
1972-1965	(Contains Front And Rear Bushings)	Upper	K5196	2	F188
1970-1966	(Contains Round Rear Bushing, Contains Front And Rear Bushings)	Lower	K6076	2	F188
Control Arm Shaft Assembly					
1972-1965	(Provides Additional Positive(+) Camber Adjustment, Offset Shaft Kit, Design Allows Ease Of Installation)	Upper	K5250 ‡	2	F188
Sway Bar Bushing					
1972-1964	1" Sway Bar Diameter 15/16" Sway Bar Diameter	To Frame To Frame	K5253 K5241	1 1	F188 F188
Sway Bar Repair Kit					
1972-1964	(Heavy Duty Design)		K6629 ‡	2	F188

FRONT SUSPENSION (Cont.)

Year	Model/Application	Part	P/C Qty	Figure
Sway Bar Repair Kit				
1972-1964 (Cont.)	(Includes Polyurethane Bushings And Solid Metal Sleeve For Enhanced Performance. Barrel Nut Allows For Easier Installation.) (Standard Design)	K700535 ‡ K8266	2 2	F188 F188
1963-1961	(Standard Design) 6-1/2" Length, (Includes Polyurethane Bushings And Solid Metal Sleeve For Enhanced Performance. Barrel Nut Allows For Easier Installation.)	K6217 K700534 ‡	2 2	

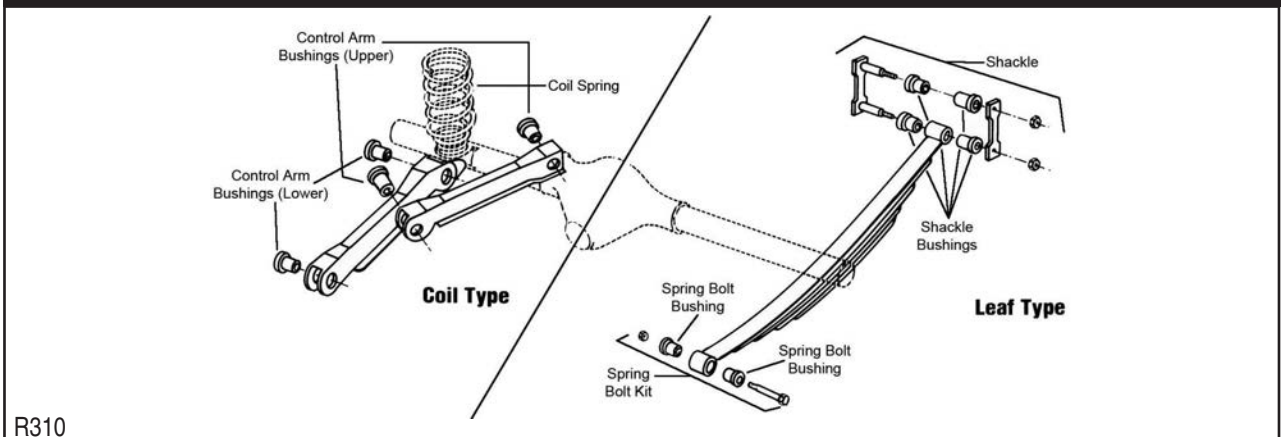
STEERING



S204

Year	Model/Application	Part	P/C Qty	Figure
Center Link				
1972-1968	(Powdered Metal Gusher Brg. For Better Lubrication)	DS749 ‡	1	S204
Idler Arm				
1972-1966	(Powdered Metal Gusher Brg. For Better Lubrication)	K5143 ‡	1	S204
1965-1964	13/16" Diameter Center Link, (Powdered Metal Gusher Brg. For Better Lubrication) 7/8" Diameter Center Link, (Powdered Metal Gusher Brg. For Better Lubrication)	K5143 ‡ K5142 ‡	1 1	S204 S204
Tie Rod Adjusting Sleeve				
1972-1971		ES2004S	2	S204
1970-1964		ES2032S	2	S204
1963-1961	11/16" - 18 Thread, 4.72" Length	ES2004S	1	S204
Tie Rod End				
1972-1971	(Powdered Metal Gusher Brg. For Better Lubrication) (Powdered Metal Gusher Brg. For Better Lubrication)	Outer ES406R ‡ Inner ES406L ‡	2 2	S204 S204
1970-1964	(Powdered Metal Gusher Brg. For Better Lubrication) (Powdered Metal Gusher Brg. For Better Lubrication)	Outer ES333RL ‡ Inner ES681N ‡	2 2	S204 S204
1963	(Powdered Metal Gusher Brg. For Better Lubrication)	Outer ES314RL ‡	2	S204
1962-1961	(Powdered Metal Gusher Brg. For Better Lubrication)	Outer ES140R ‡	2	S204

REAR SUSPENSION

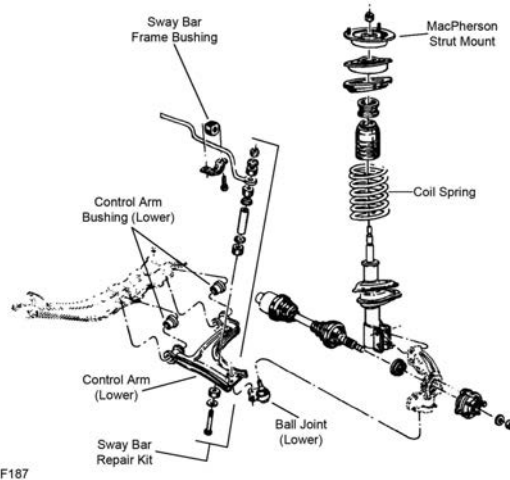


R310

Year	Model/Application	Part	P/C Qty	Figure
Control Arm Bushing Set				
1972-1964	(Contains Front And Rear Bushings) (Contains Front And Rear Bushings)	Upper K5161 Lower K5161	2 2	R310 R310

OLDSMOBILE-Firenza

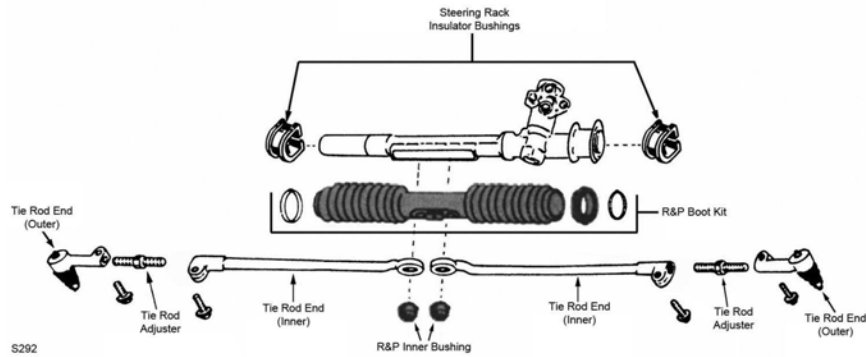
FRONT SUSPENSION



F187

Year	Model/Application	Part	P/C Qty	Figure
Ball Joint				
1988-1982	(Powdered Metal Gusher Brg. For Better Lubrication)	Lower	K5273 ‡	2 F187
Control Arm Bushing				
1988-1982		Lower Front	K6284	1 F187
Control Arm Bushing Set				
1988-1987	(Contains Front And Rear Bushings)	Lower	K6351	2 F187
Control Arm with Ball Joint				
1988-1987	(Contains Bushings) (R-Series)	Left Lower	CK620662 ‡	1 F187
	(Contains Bushings) (R-Series)	Left Lower	RK620662	1 F187
		Right Lower	CK620663 ‡	1 F187
		Right Lower	RK620663	1 F187
Strut Bumper Bellows				
1988-1982	(Contains Bumper)		K90463	2 F187
Strut Mount				
1988-1982	(Contains Bearing)		K6563	2 F187
Strut Spring Seat				
1988-1982	(Contains Isolators)	Upper	K6634	2 F187
		Lower	K5346	2 F187
Sway Bar Bushing				
1988-1986	22mm Sway Bar Diameter	To Frame	K6397	1 F187
	24mm Sway Bar Diameter	To Frame	K6398	1 F187
	26mm Sway Bar Diameter	To Frame	K6399	1 F187
	30mm Sway Bar Diameter	To Frame	K6401	1 F187
1988-1984	28mm Sway Bar Diameter	To Frame	K6400	1 F187
1985-1984	22mm Sway Bar Diameter	To Frame	K6275	1 F187
	30mm Sway Bar Diameter	To Frame	K6278	1 F187
1983-1982	24mm Sway Bar Diameter	To Frame	K6280	1 F187
	28mm Sway Bar Diameter	To Frame	K6281	1 F187
Sway Bar Repair Kit				
1988-1982	(Heavy Duty Design)		K6630 ‡	2 F187
	(Includes Polyurethane Bushings And Solid Metal Sleeve For Enhanced Performance. Barrel Nut Allows For Easier Installation.)		K700532 ‡	2 F187
	(Standard Design)		K5252	2 F187
Wheel Hub & Bearing Assembly				
1988-1985			513017-K	2
1984	2nd Design		513017-K	2

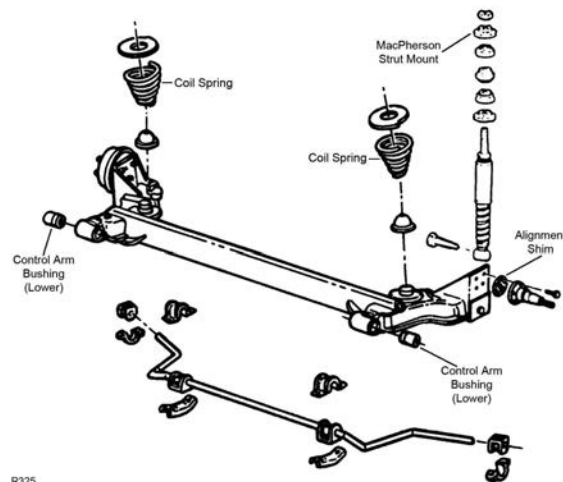
STEERING



S292

Year	Model/Application	Part	P/C Qty	Figure
Rack & Pinion Boot Kit				
1988-1982	Center	K6338	1	S292
Steering Rack Insulator Bushing				
1988-1987	Power Steering, (Contains Left And Right Bushings)	K6337	1	S292
Tie Rod Adjuster				
1988-1982	(Fluted Design Avoids Corrosion)	ES3088S ‡	2	S292
Tie Rod Adjusting Sleeve				
1988-1982	(OEM Type)	ES3088SP	2	S292
Tie Rod End				
1988-1982	(Powdered Metal Gusher Brg. For Better Lubrication)	Left Outer ES2217R ‡	1	S292
	(Powdered Metal Gusher Brg. For Better Lubrication)	Right Outer ES2216R ‡	1	S292
	(Design Allows Ease Of Installation)	Left Inner ES3371 ‡	1	S292
	(Design Allows Ease Of Installation)	Right Inner ES3372 ‡	1	S292
Tie Rod End Bushing Kit				
1988-1982	(2 Piece Design, Bolts And Washers Not Included, Design Allows Ease Of Installation)	Inner K6531 ‡	1	S292
	(2 Piece Design, Contains Lock Plate, Bolts, And Washers, Design Allows Ease Of Installation)	Inner K6677 ‡	1	S292
	(Standard Design, 1 Piece Design)	Inner EV119	1	S292

REAR SUSPENSION



R325

Year	Model/Application	Part	P/C Qty	Figure
Control Arm Bushing				
1988-1987	122(2.0L), 1.888" Outside Diameter	Lower K6288	2	R325
1988-1985	121(2.0L), 1.888" Outside Diameter	Lower K6288	2	R325
1986-1985	110(1.8L), 1.888" Outside Diameter	Lower K6288	2	R325
1984-1982		Lower K6288	2	R325
Shock Mount				
1988-1982		K6353	2	R325
Wheel Hub & Bearing Assembly				
1988-1982		513012	2	

OLDSMOBILE–Golden Rocket 88

FRONT SUSPENSION

Year	Model/Application	Part	P/C Qty	Figure
Sway Bar Repair Kit				
1957	Except Air Ride, (Includes Polyurethane Bushings And Solid Metal Sleeve For Enhanced Performance. Barrel Nut Allows For Easier Installation.)	K700527 ‡	2	
	Except Air Ride, (Standard Design)	K446	2	

REAR SUSPENSION

R310				
Year	Model/Application	Part	P/C Qty	Figure
Leaf Spring Bushing				
1957		Fixed End	K200946	4 R310
Leaf Spring Shackle Bushing				
1957	Except Air Ride		K200946	8 R310

OLDSMOBILE–Jetstar 88

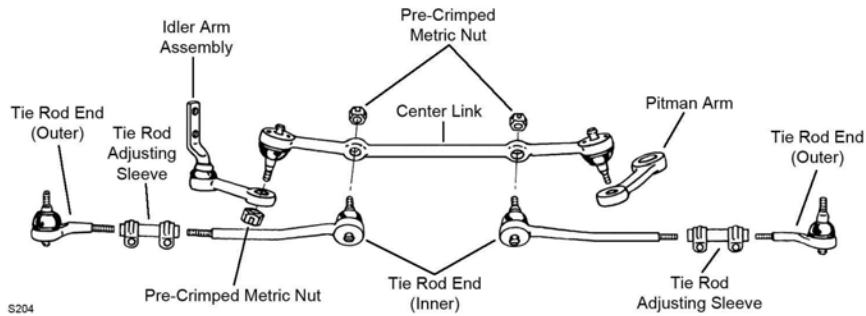
FRONT SUSPENSION

F160				
Year	Model/Application	Part	P/C Qty	Figure
Ball Joint				
1966-1964	(Powdered Metal Gusher Brg. For Better Lubrication)	Lower	K5073 ‡	2 F160
Control Arm Bushing				
1966-1965	(Contains Front And Rear Bushings)	Lower Front	K5144	2 F160
Control Arm Bushing Set				
1966-1964	(Contains Front And Rear Bushings)	Upper	K6108	2 F160
Sway Bar Bushing				
1965	15/16" Sway Bar Diameter	To Frame	K5241	1 F160
1964		To Frame	K8204	1
Sway Bar Repair Kit				
1966-1964	(Heavy Duty Design)		K8989 ‡	2 F160

FRONT SUSPENSION (Cont.)

Year	Model/Application	Part	P/C Qty	Figure
Sway Bar Repair Kit				
1966-1964 (Cont.)	(Standard Design) 5.5" Length, (Includes Polyurethane Bushings And Solid Metal Sleeve For Enhanced Performance. Barrel Nut Allows For Easier Installation.)	K5255 K700528 ‡	2 2	F160 F160

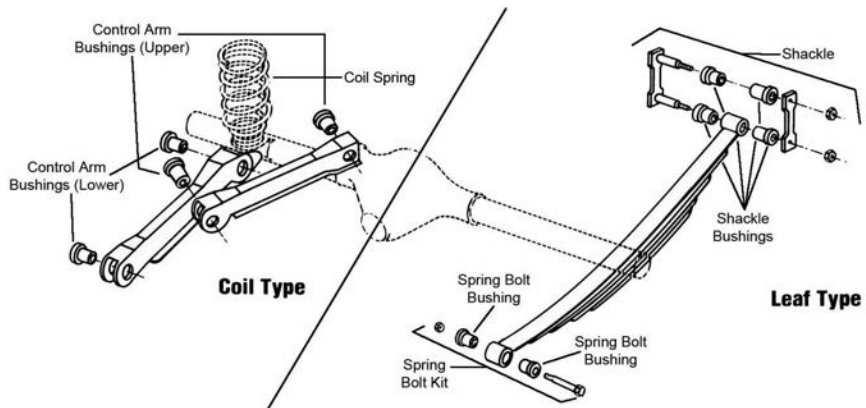
STEERING



S204

Year	Model/Application	Part	P/C Qty	Figure
Tie Rod Adjusting Sleeve				
1966-1964	11/16" - 18 Thread, 4.72" Length	ES2004S	1	S204
Tie Rod End				
1966-1964	(Powdered Metal Gusher Brg. For Better Lubrication)	Outer ES314RL ‡	2	S204
1965	(Powdered Metal Gusher Brg. For Better Lubrication)	Inner ES723 ‡	2	S204

REAR SUSPENSION

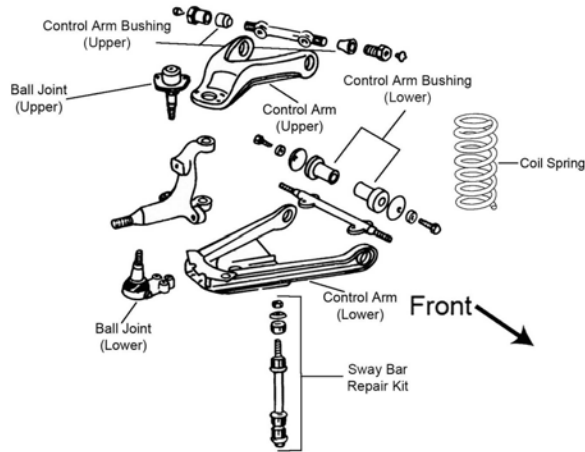


R310

Year	Model/Application	Part	P/C Qty	Figure
Control Arm Bushing Set				
1965	(Contains Front And Rear Bushings)	Upper K5161	2	R310
	(Contains Front And Rear Bushings)	Lower K5161	2	R310

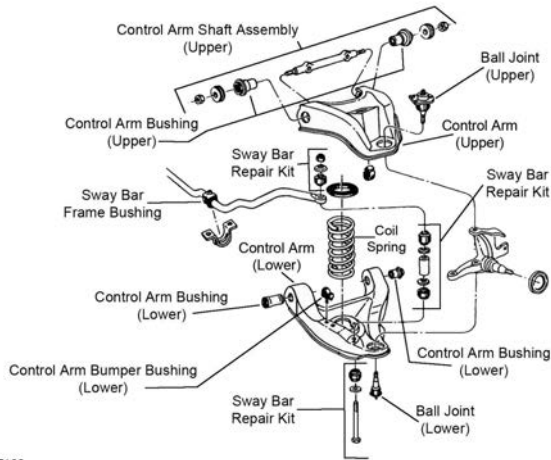
OLDSMOBILE-Ninety Eight

FRONT SUSPENSION



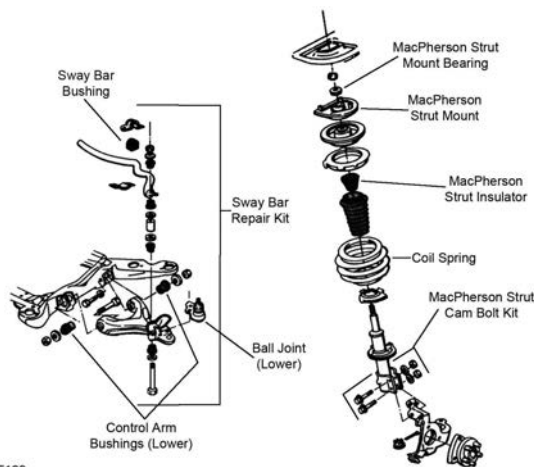
F160

F160



F188

F188



F199

F199

Year	Model/Application	Part	P/C Qty	Figure
Ball Joint				
1990-1985	(Powdered Metal Gusher Brg. For Better Lubrication)	Lower	K5295 ‡	2 F199
1984-1977	(Powdered Metal Gusher Brg. For Better Lubrication)	Lower	K6145T ‡	2 F188
1984-1971	(Powdered Metal Gusher Brg. For Better Lubrication)	Upper	K5208 ‡	2 F188
1976-1971	(Powdered Metal Gusher Brg. For Better Lubrication)	Lower	K6141 ‡	2 F188
1970-1963	(Powdered Metal Gusher Brg. For Better Lubrication)	Lower	K5073 ‡	2 F160

(Cont.) Ninety Eight-OLDSMOBILE

FRONT SUSPENSION (Cont.)					
Year	Model/Application	Part	P/C Qty	Figure	
Control Arm					
1990-1985	Regency, (R-Series) Regency, (R-Series)	Left Lower Right Lower	RK641465 RK641464	1 1	F199 F199
Control Arm Bumper Bushing					
1984-1971		Lower	K6606	2	F188
Control Arm Bushing					
1984-1971		Lower Rear Lower Front	K5262 K3113	2 2	F188 F188
1970-1965	(Contains Front And Rear Bushings)	Lower Front	K5144	2	F160
Control Arm Bushing Set					
1990-1985	(Contains Front And Rear Bushings)	Lower	K6285	2	F199
1984-1980	(Contains Front And Rear Bushings) (Contains Front And Rear Bushings, Standard Design)	Upper Upper	K6409 ‡ K6198	1 1	F188 F188
1984-1971	(Contains Front And Rear Bushings)	Lower	K6109	2	F188
1979-1974		Upper	K6144	2	F188
1973-1971	(Contains Front And Rear Bushings)	Upper	K6108	2	F188
1970-1964	(Contains Front And Rear Bushings)	Upper	K6108	2	F160
Control Arm Shaft Assembly					
1984-1980	(Provides Additional Positive(+) Camber Adjustment, Offset Shaft Kit, Design Allows Ease Of Installation)	Upper	K6210 ‡	2	F188
1979-1974	(Provides Additional Positive(+) Camber Adjustment, Offset Shaft Kit, Design Allows Ease Of Installation)	Upper	K6146 ‡	2	F188
1973-1971	(Provides Additional Positive(+) Camber Adjustment, Offset Shaft Kit, Design Allows Ease Of Installation)	Upper	K6148 ‡	2	F188
Control Arm with Ball Joint					
1984-1977	(Contains Bushing, Powdered Metal Gusher Brg. For Better Lubrication) (R-Series) (Contains Bushing, Powdered Metal Gusher Brg. For Better Lubrication) (R-Series)	Left Lower Left Lower Right Lower Right Lower	CK620168 ‡ RK620168 CK620169 ‡ RK620169	1 1 1 1	F188 F188 F188 F188
Strut Bearing					
1990-1987		Upper	K6436	2	F199
Strut Bumper Bellows					
1990-1985	(Contains Bumper)		K90464	2	F199
Strut Mount					
1990-1985	(Contains Bearing, Contains Insulator)		K6448	2	F199
Strut Spring Seat					
1990-1986	(Contains Insulator)	Upper	K5344	2	F199
1990-1985		Lower	K6703	2	F199
Sway Bar Bushing					
1990-1985	28mm Sway Bar Diameter 30mm Sway Bar Diameter 32mm Sway Bar Diameter 34mm Sway Bar Diameter	To Frame To Frame To Frame To Frame	K5326 K5327 K5329 K5332	1 1 1 1	F199 F199 F199 F199
1985	1-1/8" Sway Bar Diameter	To Frame	K6453	1	F199
1984-1980	1" Sway Bar Diameter 1-1/16" Sway Bar Diameter 1-1/4" Sway Bar Diameter, (Split Design For Easier Installation) 1-1/8" Sway Bar Diameter 1-3/16" Sway Bar Diameter	To Frame To Frame To Frame To Frame To Frame	K6451 K5288 K6455 ‡ K6453 K5248	1 1 1 1 1	F188 F188 F188 F188 F188
1979-1976	1" Sway Bar Diameter	To Frame	K6161	1	F188
1979-1971	15/16" Sway Bar Diameter	To Frame	K5241	1	F188
1975-1971	1" Sway Bar Diameter	To Frame	K5253	1	F188
1970-1965	15/16" Sway Bar Diameter	To Frame	K5241	1	F160
1964-1963		To Frame	K8204	1	F160
1962-1960	(Standard Design)	To Frame	K5227	1	F160
1959-1958	Except Air Ride, (Standard Design)	To Frame	K5227	1	
Sway Bar Repair Kit					
1990-1985	(Heavy Duty Design) (Standard Design) 5.5" Length, (Includes Polyurethane Bushings And Solid Metal Sleeve For Enhanced Performance. Barrel Nut Allows For Easier Installation.)		K8989 ‡ K5255 K700528 ‡	2 2 2	F199 F199 F199
1984-1975	(Heavy Duty Design)		K6630 ‡	2	F188

OLDSMOBILE-Ninety Eight (Cont.)

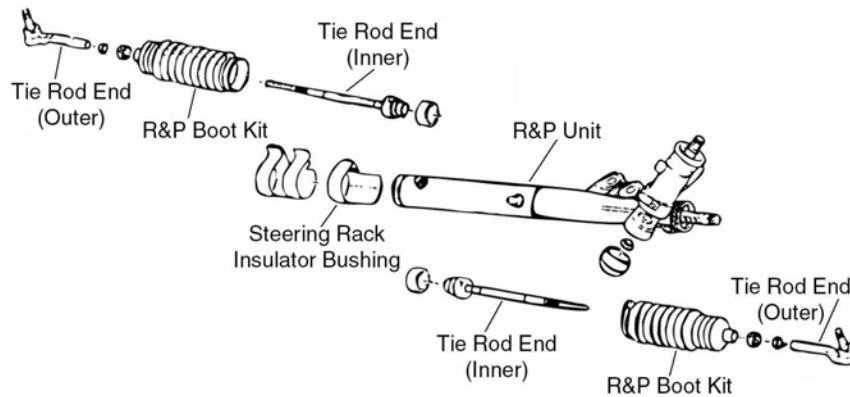
FRONT SUSPENSION (Cont.)

Year	Model/Application	Part	P/C Qty	Figure
Sway Bar Repair Kit				
1984-1975 (Cont.)	(Includes Polyurethane Bushings And Solid Metal Sleeve For Enhanced Performance. Barrel Nut Allows For Easier Installation.) (Standard Design)	K700532 ‡	2	F188
		K5252	2	F188
1974-1971	(Includes Polyurethane Bushings And Solid Metal Sleeve For Enhanced Performance. Barrel Nut Allows For Easier Installation.)	K700535 ‡	2	F188
1959-1957	Except Air Ride, (Includes Polyurethane Bushings And Solid Metal Sleeve For Enhanced Performance. Barrel Nut Allows For Easier Installation.) Except Air Ride, (Standard Design)	K700527 ‡	2	
		K446	2	

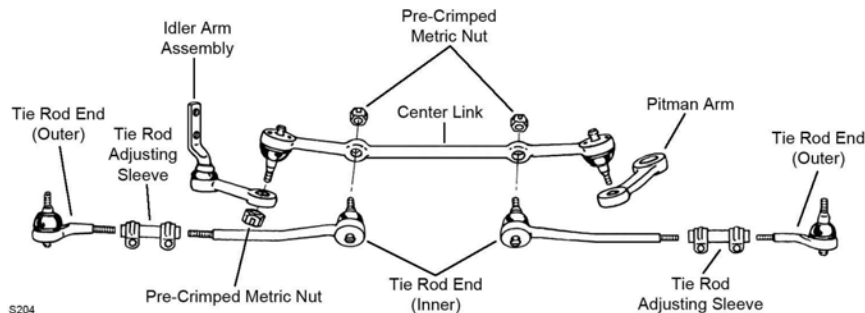
Wheel Hub & Bearing Assembly

1990-1985		513016-K	2	
-----------	--	----------	---	--

STEERING



S028



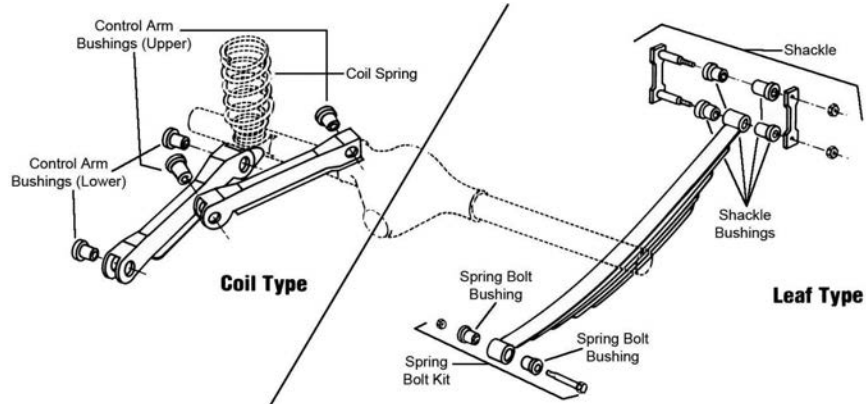
S204

Year	Model/Application	Part	P/C Qty	Figure
Center Link				
1984-1977	(Contains New Pre-Crimped Metric Nuts, Greaseable Socket Reduces Corrosion/Wear)	DS899 ‡	1	S204
1976-1973	(Powdered Metal Gusher Brg. For Better Lubrication)	DS809 ‡	1	S204
Idler Arm				
1984-1979	(Powdered Metal Gusher Brg. For Better Lubrication)	K6187T ‡	1	S204
1978	12mm Bolts, (Powdered Metal Gusher Brg. For Better Lubrication) 7/16" Bolts, (Powdered Metal Gusher Brg. For Better Lubrication)	K6187T ‡	1	S204
		K6164 ‡	1	S204
1977	(Powdered Metal Gusher Brg. For Better Lubrication)	K6164 ‡	1	S204
1976-1975	(Powdered Metal Gusher Brg. For Better Lubrication)	K6153 ‡	1	S204
1974-1973	(Powdered Metal Gusher Brg. For Better Lubrication)	K6149 ‡	1	S204
1972-1971	(Powdered Metal Gusher Brg. For Better Lubrication)	K6106 ‡	1	S204
Rack & Pinion Boot Kit				
1990-1985		K6298	2	S028
Steering Rack Insulator Bushing				
1990-1985		Right K5291	1	S028
Tie Rod Adjusting Sleeve				
1984-1971		ES2004S	2	S204
1970-1963	11/16" - 18 Thread, 4.72" Length	ES2004S	1	S204
1962-1961	For Vehicles Equipped With Tie Rods That Have Metal Cover Plates, Manual Steering	ES2004S	2	
1960-1958	11/16" - 18 Thread, 4.72" Length	ES2004S	1	

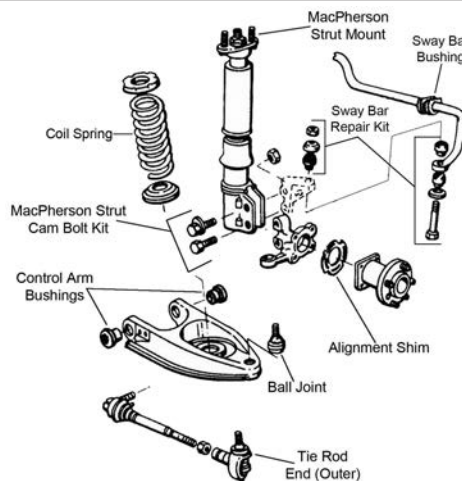
STEERING (Cont.)

Year	Model/Application	Part	P/C Qty	Figure	
Tie Rod End					
1990-1985	(Powdered Metal Gusher Brg. For Better Lubrication) (Full Ball Stud Provides 360 Degrees Of Smooth Rotation)	Outer Inner	ES2261RL ‡ EV116 ‡	2 2	S028 S028
1984-1977	(Powdered Metal Gusher Brg. For Better Lubrication) (Powdered Metal Gusher Brg. For Better Lubrication)	Outer Inner	ES2019RLT ‡ ES2020RLT ‡	2 2	S204 S204
1976-1971	(Powdered Metal Gusher Brg. For Better Lubrication) (Powdered Metal Gusher Brg. For Better Lubrication)	Outer Inner	ES403R ‡ ES403L ‡	2 2	S204 S204
1970-1965	(Powdered Metal Gusher Brg. For Better Lubrication)	Inner	ES723 ‡	2	S204
1970-1963	(Powdered Metal Gusher Brg. For Better Lubrication)	Outer	ES314RL ‡	2	S204
1959-1958	(Powdered Metal Gusher Brg. For Better Lubrication)	Outer	ES140R ‡	2	

REAR SUSPENSION



R310



R340

Year	Model/Application	Part	P/C Qty	Figure	
Ball Joint					
1990-1985	(Powdered Metal Gusher Brg. For Better Lubrication)	Lower	K5297 ‡	2	R340
Control Arm Bushing					
1984-1971		Upper	K6111	2	R310
Control Arm Bushing Set					
1990-1985	(Contains Front And Rear Bushings)	Lower	K5296	2	R340
1984-1971	(Contains Front And Rear Bushings)	Lower	K6116	2	R310
1970-1965	(Contains Front And Rear Bushings) (Contains Front And Rear Bushings)	Upper Lower	K5161 K5161	2 2	R310 R310
Leaf Spring Bushing					
1976		Upper Rear	SB298	2	R310
1960-1951		Fixed End	K200946	4	R310
Leaf Spring Shackle Bushing					
1960-1951			K200946	8	R310

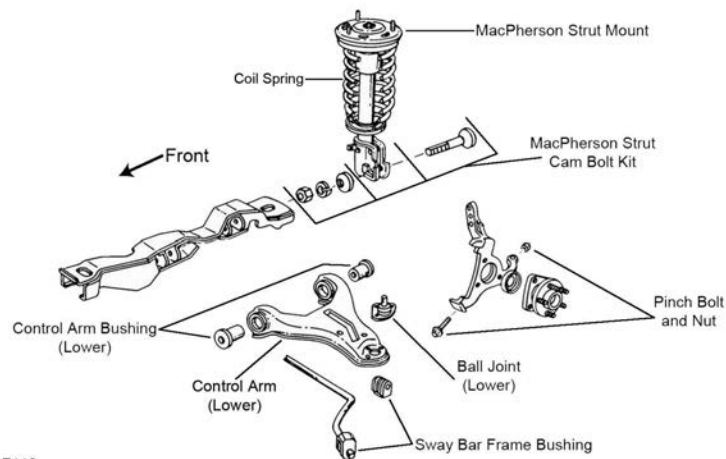
OLDSMOBILE—Ninety Eight (Cont.)

REAR SUSPENSION (Cont.)

Year	Model/Application	Part	P/C Qty	Figure
Strut Mount				
1990-1987		K6404	2	R340
1986-1985	Air Suspension	K6404	2	R340
Sway Bar Bushing				
1990-1985	15mm Sway Bar Diameter 18mm Sway Bar Diameter	To Frame To Frame	1 1	R340 R340
Sway Bar Link				
1990-1985	(Contains Bracket and Hanger, Sway Bar Bushing Not Included)	Center	2	R340
Sway Bar Repair Kit				
1990-1985		Outer	2	R340
Tie Rod End				
1990-1985	(Powdered Metal Gusher Brg. For Better Lubrication)	Outer	2	R340
Wheel Hub & Bearing Assembly				
1990-1987	4 Wheel ABS		2	
1990-1986	Non ABS		2	
1985			2	

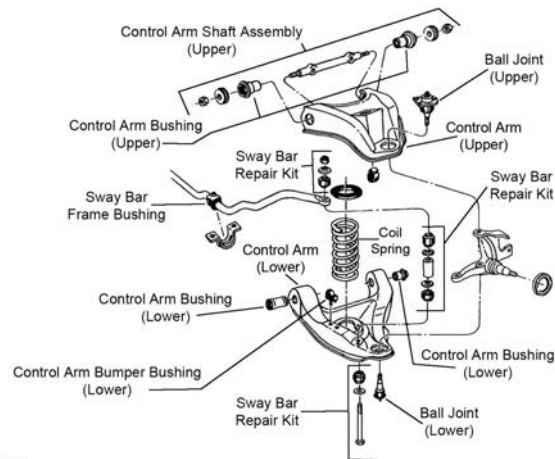
OLDSMOBILE—Omega

FRONT SUSPENSION



F113

F113



F188

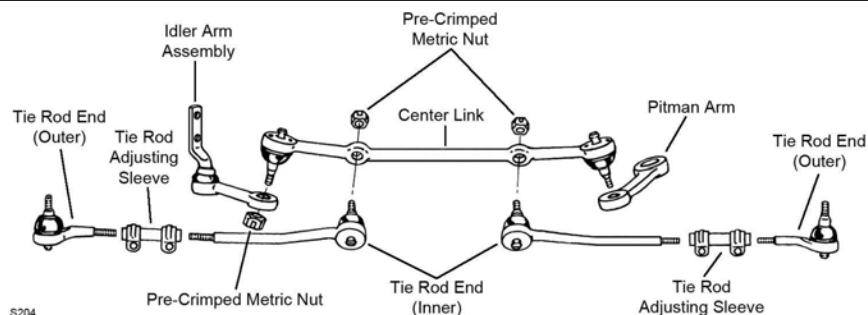
F188

Year	Model/Application	Part	P/C Qty	Figure
Ball Joint				
1984-1980	(Powdered Metal Gusher Brg. For Better Lubrication)	Lower	K5263 ‡	2 F113
1979-1975	(Powdered Metal Gusher Brg. For Better Lubrication)	Upper	K5208 ‡	2 F188

FRONT SUSPENSION (Cont.)

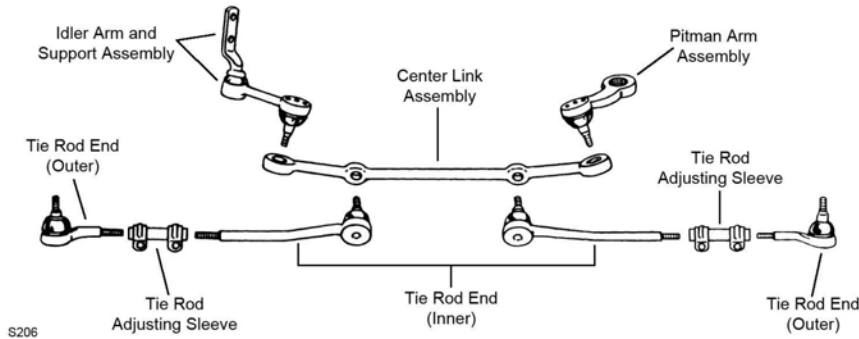
Year	Model/Application	Part	P/C Qty	Figure
Ball Joint				
1979-1975 (Cont.)	(Powdered Metal Gusher Brg. For Better Lubrication)	Lower	K6145T ‡	2 F188
1974-1973	(Powdered Metal Gusher Brg. For Better Lubrication) (Powdered Metal Gusher Brg. For Better Lubrication)	Upper Lower	K5108 ‡ K5103 ‡	2 F188 2 F188
Control Arm Bumper Bushing				
1979-1973		Lower	K6606	2 F188
Control Arm Bushing				
1984-1982	(Contains Front And Rear Bushings)	Lower	K6271	2 F113
1981-1980	(Contains Front And Rear Bushings)	Lower	K5265	2 F113
1979-1975		Lower Rear Lower Front	K5262 K3113	2 F188 2 F188
Control Arm Bushing Set				
1979-1975	(Contains Front And Rear Bushings)	Upper Lower	K6144 K6109	2 F188 2 F188
1974-1973	(Contains Front And Rear Bushings) (Contains Front And Rear Bushings)	Upper Lower	K5196 K6076	2 F188 2 F188
Control Arm Shaft Assembly				
1979-1975	(Provides Additional Positive(+) Camber Adjustment, Offset Shaft Kit, Design Allows Ease Of Installation)	Upper	K6146 ‡	2 F188
1974-1973	(Provides Additional Positive(+) Camber Adjustment, Offset Shaft Kit, Design Allows Ease Of Installation)	Upper	K5250 ‡	2 F188
Strut Bumper Bellows				
1984-1980	(Contains Bumper)		K90463	2 F113
Strut Mount				
1984-1982	(Contains Bearing)		K6446	2 F113
Strut Spring Seat				
1984	(Contains Isolators)	Upper	K6636	2 F113
Sway Bar Bushing				
1984-1982	22mm Sway Bar Diameter 26mm Sway Bar Diameter	To Frame To Frame	K6267 K6269	1 F113 1 F113
1984-1980		To Arm	K6270	1 F113
1981-1980	24mm Sway Bar Diameter	To Frame	K6265	1 F113
1980	.75" Bushing Inside Diameter, (Standard Design)	To Frame	K5227	1 F113
1979-1976	1" Sway Bar Diameter	To Frame	K6161	1 F188
1979-1973	15/16" Sway Bar Diameter	To Frame	K5241	1 F188
1975-1973	1" Sway Bar Diameter	To Frame	K5253	1 F188
Sway Bar Repair Kit				
1979-1975	(Heavy Duty Design) (Includes Polyurethane Bushings And Solid Metal Sleeve For Enhanced Performance. Barrel Nut Allows For Easier Installation.) (Standard Design)		K6630 ‡ K700532 ‡ K5252	2 F188 2 F188 2 F188
1974-1973	(Heavy Duty Design) (Includes Polyurethane Bushings And Solid Metal Sleeve For Enhanced Performance. Barrel Nut Allows For Easier Installation.) (Standard Design)		K6629 ‡ K700535 ‡ K8266	2 F188 2 F188 2 F188
Wheel Hub & Bearing Assembly				
1984-1980			513011-K	2

STEERING

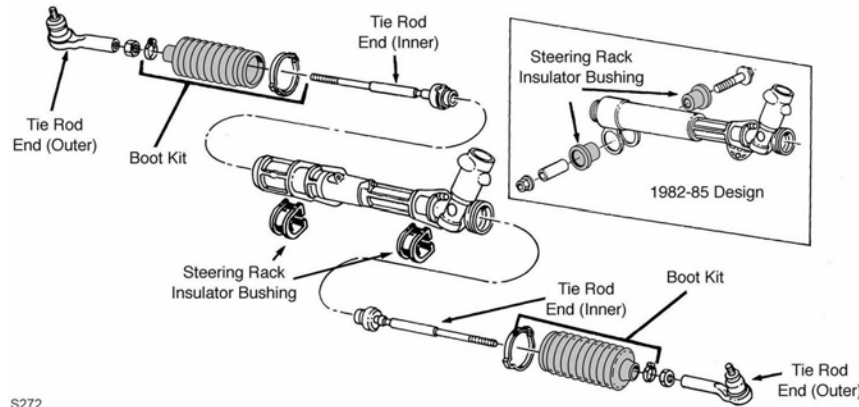


OLDSMOBILE-Omega (Cont.)

STEERING (Cont.)



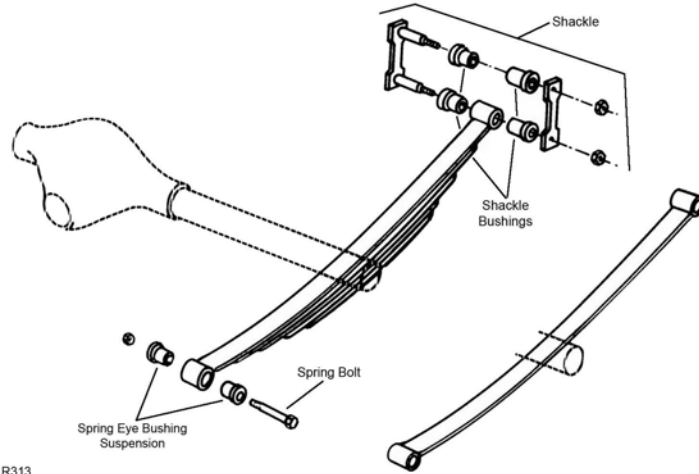
S206



S272

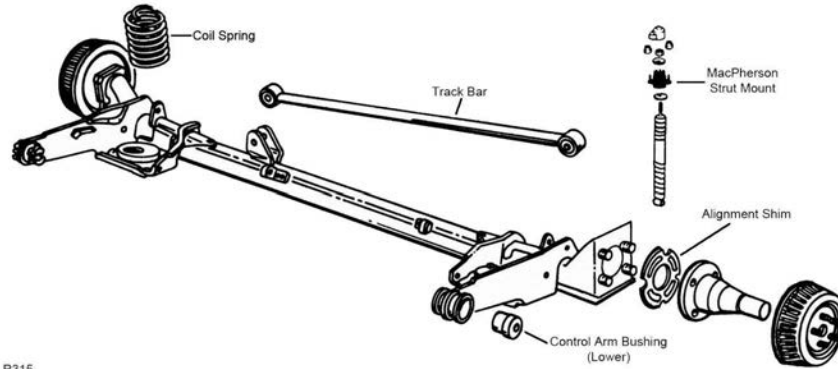
Year	Model/Application	Part	P/C Qty	Figure
Center Link				
1979-1978	Manual Steering, (Powdered Metal Gusher Brg. For Better Lubrication)	DS829 ‡	1	S204
1977-1975	(Powdered Metal Gusher Brg. For Better Lubrication)	DS829 ‡	1	S204
Idler Arm				
1979-1975	(Powdered Metal Gusher Brg. For Better Lubrication)	K6186 ‡	1	S204
1974-1973	(Powdered Metal Gusher Brg. For Better Lubrication)	K6099 ‡	1	S206
Pitman Arm				
1974-1973	Manual Steering, (Greaseable Socket Reduces Corrosion/Wear)	K6150 ‡	1	S206
	Power Steering, (Greaseable Socket Reduces Corrosion/Wear)	K6151 ‡	1	S206
Rack & Pinion Boot Kit				
1984-1982		K6298	2	S272
Steering Rack Insulator Bushing				
1984-1982		K6225	2	S272
Tie Rod Adjusting Sleeve				
1979-1975		ES2004S	2	S204
1974-1973		ES350S	2	S206
Tie Rod End				
1984-1980	(Powdered Metal Gusher Brg. For Better Lubrication)	Outer ES2111RL ‡	2	S272
	(Full Ball Stud Provides 360 Degrees Of Smooth Rotation)	Inner EV116 ‡	2	S272
1979-1978	Power Steering, (Powdered Metal Gusher Brg. For Better Lubrication)	Outer ES427R ‡	2	S204
	Conventional Manual Steering, (Powdered Metal Gusher Brg. For Better Lubrication)	Outer ES441RL ‡	2	S204
	Conventional Manual Steering, (Powdered Metal Gusher Brg. For Better Lubrication)	Left Inner ES442L ‡	1	S204
	Conventional Manual Steering, (Powdered Metal Gusher Brg. For Better Lubrication)	Right Inner ES443L ‡	1	S204
	Conventional Power Steering, (Powdered Metal Gusher Brg. For Better Lubrication)	Left Inner ES2001L ‡	1	S204
	Conventional Power Steering, (Powdered Metal Gusher Brg. For Better Lubrication)	Right Inner ES2002L ‡	1	S204
1977-1975	(Powdered Metal Gusher Brg. For Better Lubrication)	Outer ES441RL ‡	2	S204
	(Powdered Metal Gusher Brg. For Better Lubrication)	Left Inner ES442L ‡	1	S204
	(Powdered Metal Gusher Brg. For Better Lubrication)	Right Inner ES443L ‡	1	S204
1974-1973	(Powdered Metal Gusher Brg. For Better Lubrication)	Outer ES381RL ‡	2	S206
	(Powdered Metal Gusher Brg. For Better Lubrication)	Inner ES681N ‡	2	S206

REAR SUSPENSION



R313

R313



R315

R315

Year	Model/Application	Part	P/C Qty	Figure
Control Arm Bushing				
1984-1980	Lower	K5274	2	R315
Leaf Spring Bushing				
1979-1973	Fixed End	SB298	2	R313
Leaf Spring Shackle Bushing				
1979-1973		K6560	4	R313
Shock Mount				
1984		K6353	2	R315
Wheel Hub & Bearing Assembly				
1984-1980		513012	2	

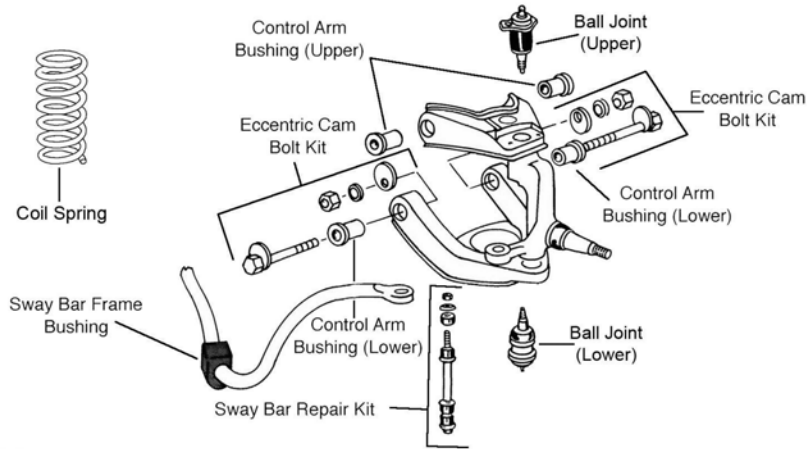
Special-OLDSMOBILE

STEERING

Year	Model/Application	Part	P/C Qty	Figure
Tie Rod Adjusting Sleeve				
1947-1946		ES2004S	2	
1942-1940		ES2004S	2	

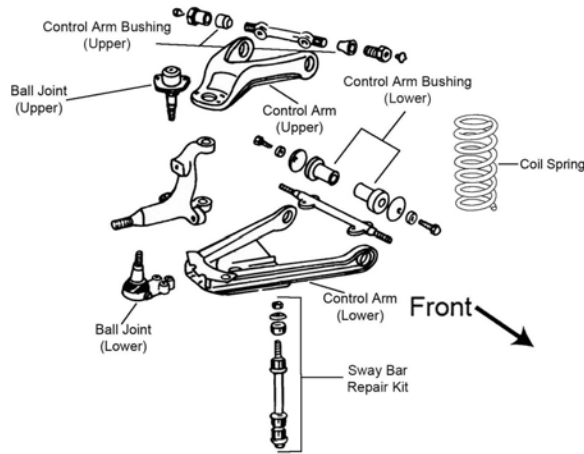
OLDSMOBILE-Starfire

FRONT SUSPENSION



F117

F117



F160

F160

Year	Model/Application	Part	P/C Qty	Figure
Ball Joint				
1980-1975	(Powdered Metal Gusher Brg. For Better Lubrication)	Lower	K6157 ‡	2 F117
1966-1963	(Powdered Metal Gusher Brg. For Better Lubrication)	Lower	K5073 ‡	2 F160
Control Arm Bushing				
1966-1965	(Contains Front And Rear Bushings)	Lower Front	K5144	2 F160
Control Arm Bushing Set				
1966-1964	(Contains Front And Rear Bushings)	Upper	K6108	2 F160
Sway Bar Bushing				
1980-1975	1" Sway Bar Diameter	To Frame	K5253	1 F117
	15/16" Sway Bar Diameter	To Frame	K5241	1 F117
1966-1965	15/16" Sway Bar Diameter	To Frame	K5241	1 F160
Sway Bar Repair Kit				
1980-1975	(Heavy Duty Design)		K6630 ‡	2 F117
	(Includes Polyurethane Bushings And Solid Metal Sleeve For Enhanced Performance. Barrel Nut Allows For Easier Installation.)		K700532 ‡	2 F117
	(Standard Design)		K5252	2 F117
1966-1961	(Heavy Duty Design)		K8989 ‡	2 F160
	(Standard Design)		K446	2 F160
	5.5" Length, (Includes Polyurethane Bushings And Solid Metal Sleeve For Enhanced Performance. Barrel Nut Allows For Easier Installation.)		K700528 ‡	1 F160

STEERING					
S204					
Year	Model/Application	Part	P/C Qty	Figure	
Tie Rod Adjusting Sleeve					
1980-1975		ES2032S	2	S204	
1966-1961	11/16" Thread 3/4" Thread	ES2004S ES638S	2 2	S204 S204	
Tie Rod End					
1980-1975	(Powdered Metal Gusher Brg. For Better Lubrication) (Powdered Metal Gusher Brg. For Better Lubrication)	Outer Inner	ES425RL ‡ ES681N ‡	2 2	S204 S204
1966-1965	(Powdered Metal Gusher Brg. For Better Lubrication)	Inner	ES723 ‡	2	S204
1966-1963	(Powdered Metal Gusher Brg. For Better Lubrication)	Left Outer	ES314RL ‡	1	S204
REAR SUSPENSION					
R310					
Year	Model/Application	Part	P/C Qty	Figure	
Control Arm Bushing Set					
1966-1965	(Contains Front And Rear Bushings) (Contains Front And Rear Bushings)	Upper Lower	K5161 K5161	2 2	R310 R310

Super 88-OLDSMOBILE

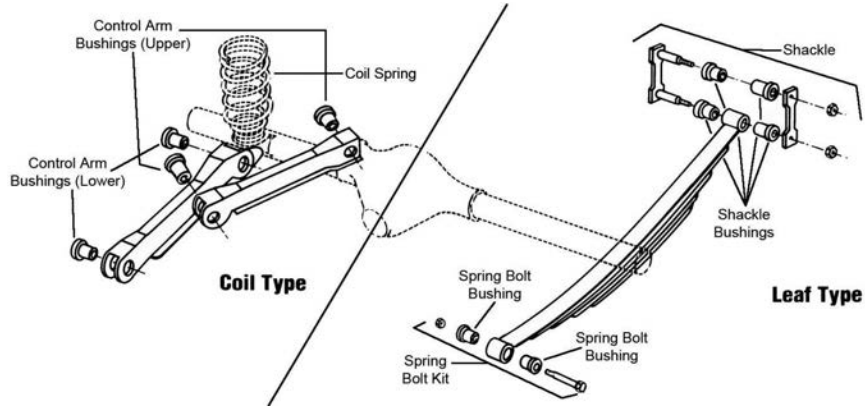
FRONT SUSPENSION					
Year	Model/Application	Part	P/C Qty	Figure	
Ball Joint					
1964-1963	(Powdered Metal Gusher Brg. For Better Lubrication)	Lower	K5073 ‡	2	
Control Arm Bushing Set					
1964	(Contains Front And Rear Bushings)	Upper	K6108	2	
Sway Bar Repair Kit					
1959-1957	Except Air Ride, (Includes Polyurethane Bushings And Solid Metal Sleeve For Enhanced Performance. Barrel Nut Allows For Easier Installation.) Except Air Ride, (Standard Design)		K700527 ‡ K446	2 2	
STEERING					
Year	Model/Application	Part	P/C Qty	Figure	
Tie Rod Adjusting Sleeve					
1962-1961	11/16" - 18 Thread, 4.72" Length		ES2004S	1	

OLDSMOBILE-Super 88 (Cont.)

STEERING (Cont.)

Year	Model/Application	Part	P/C Qty	Figure
Tie Rod Adjusting Sleeve				
1959-1957	11/16" - 18 Thread, 4.72" Length	ES2004S	1	
Tie Rod End				
1959-1957	(Powdered Metal Gusher Brg. For Better Lubrication)	Outer ES140R ‡	2	

REAR SUSPENSION

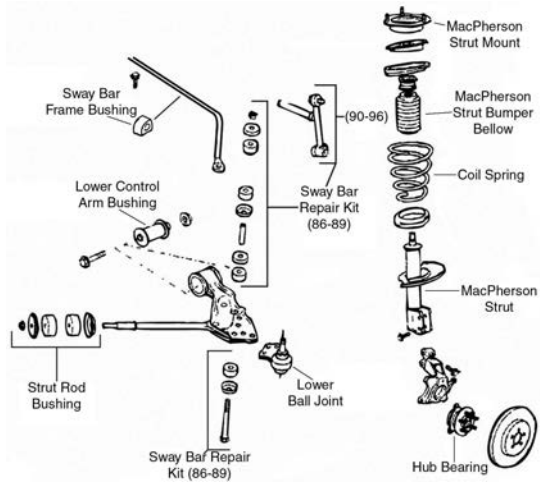


R310

Year	Model/Application	Part	P/C Qty	Figure
Leaf Spring Bushing				
1957-1951		Fixed End K200946	4	R310
Leaf Spring Shackle Bushing				
1957-1951	Except Air Ride	K200946	8	R310

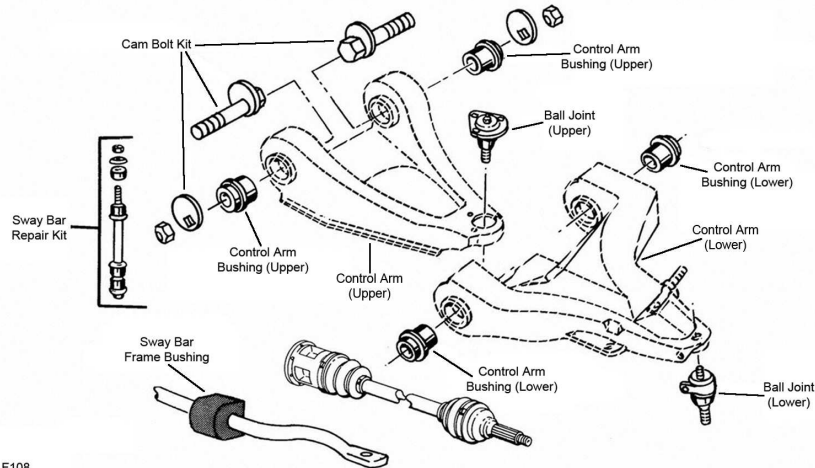
OLDSMOBILE-Toronado

FRONT SUSPENSION



F018

FRONT SUSPENSION (Cont.)



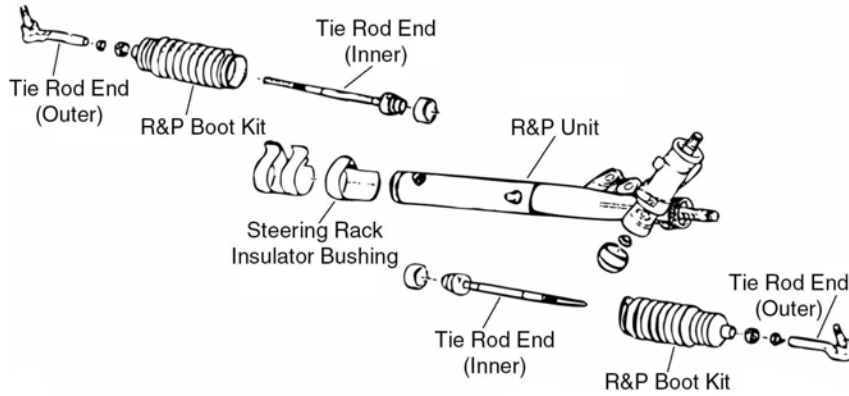
F108

F108

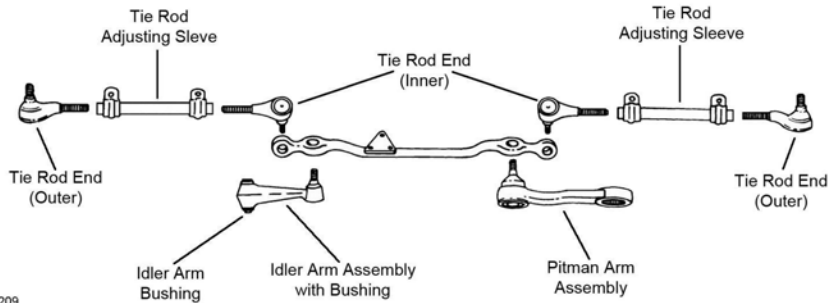
Year	Model/Application	Part	P/C Qty	Figure
Ball Joint				
1990-1986	(Powdered Metal Gusher Brg. For Better Lubrication)	Lower	K5303 ‡	2 F018
1985-1979	(Powdered Metal Gusher Brg. For Better Lubrication)	Upper	K5208 ‡	2 F108
	(Full Ball Stud Provides 360 Degrees Of Smooth Rotation)	Lower	K5269 ‡	2 F108
1978-1973	(Powdered Metal Gusher Brg. For Better Lubrication)	Upper	K5238 ‡	2 F108
1978-1969	(Powdered Metal Gusher Brg. For Better Lubrication)	Lower	K5221 ‡	2 F108
Control Arm Bushing				
1990-1986		Lower	K5298	2 F018
1985-1979		Lower	K5262	2 F108
1985-1966	(Optional, Eccentric Bushing, Provides Additional Positive(+) Camber Adjustment, High Quality Elastomer For Durability And Performance)	Upper	K7104 ‡	2 F108
1978-1966	(Contains Front And Rear Bushings)	Lower	K5222	2 F108
Control Arm Bushing Set				
1985-1979	(Contains Front And Rear Bushings, Standard Design)	Upper	K6283	2 F108
1978-1966	(Contains Front And Rear Bushings, Standard Design)	Upper	K7006	2 F108
Strut Bearing				
1990		Upper	K6436	2 F018
Strut Mount				
1990	(Contains Bearing, Contains Insulator)		K6450	2 F018
1989-1986	(Contains Bearing, Contains Insulator)		K6458	2 F018
Strut Rod Bushing Kit				
1990-1986	(Contains Thermoplastic Bushing)		K6484 ‡	1 F018
	(Standard Design)		K6441	1 F018
Sway Bar Bushing				
1990-1986	19mm Sway Bar Diameter	To Frame	K6673	1 F018
	21mm Sway Bar Diameter	To Frame	K6674	1 F018
	29mm Sway Bar Diameter	To Frame	K6675	1 F018
	31mm Sway Bar Diameter	To Frame	K6676	1 F018
1985-1979	1-9/64" Sway Bar Diameter	To Frame	K6161	1 F108
1978-1966	1" Sway Bar Diameter	To Frame	K5253	1 F108
Sway Bar Link				
1990	(Powdered Metal Gusher Brg. For Better Lubrication)		K5334 ‡	2 F018
Sway Bar Repair Kit				
1989-1979	(Heavy Duty Design)		K8989 ‡	2 F108
	(Standard Design)		K5255	2 F108
	5.5" Length, (Includes Polyurethane Bushings And Solid Metal Sleeve For Enhanced Performance. Barrel Nut Allows For Easier Installation.)		K700528 ‡	2 F108
1978-1966	(Includes Polyurethane Bushings And Solid Metal Sleeve For Enhanced Performance. Barrel Nut Allows For Easier Installation.)		K700527 ‡	2 F108
	(Standard Design)		K446	2 F108
Wheel Hub & Bearing Assembly				
1990-1989			513059	2
1988-1986			513016-K	2
1985-1979			513013	2

OLDSMOBILE-Toronado (Cont.)

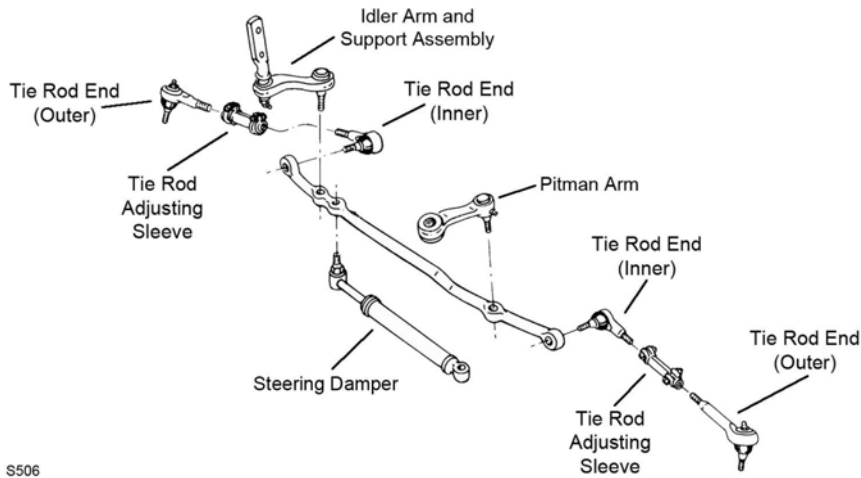
STEERING



S028



S209



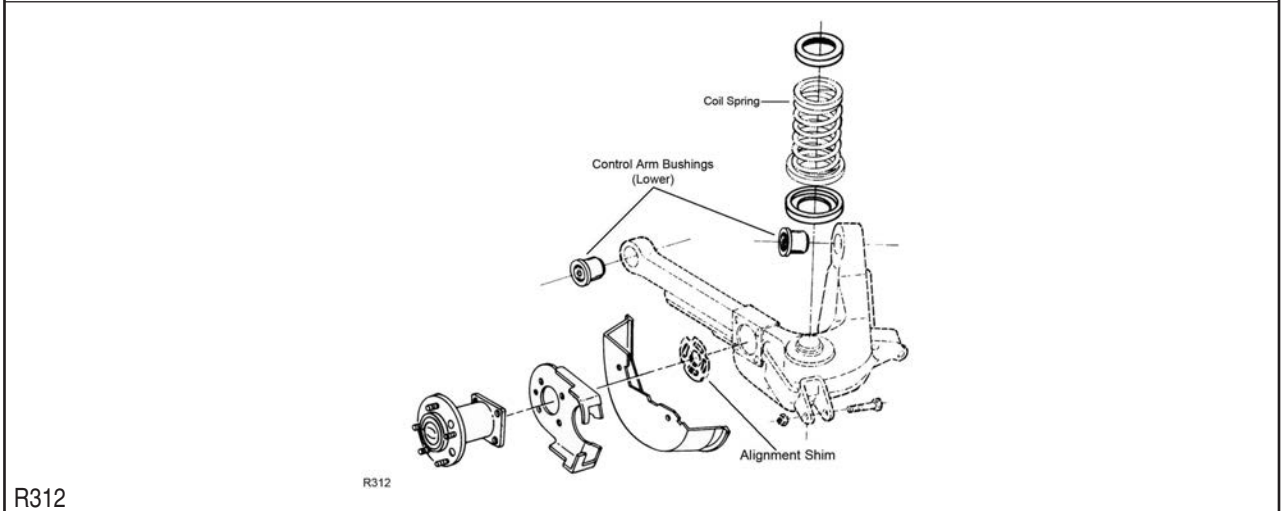
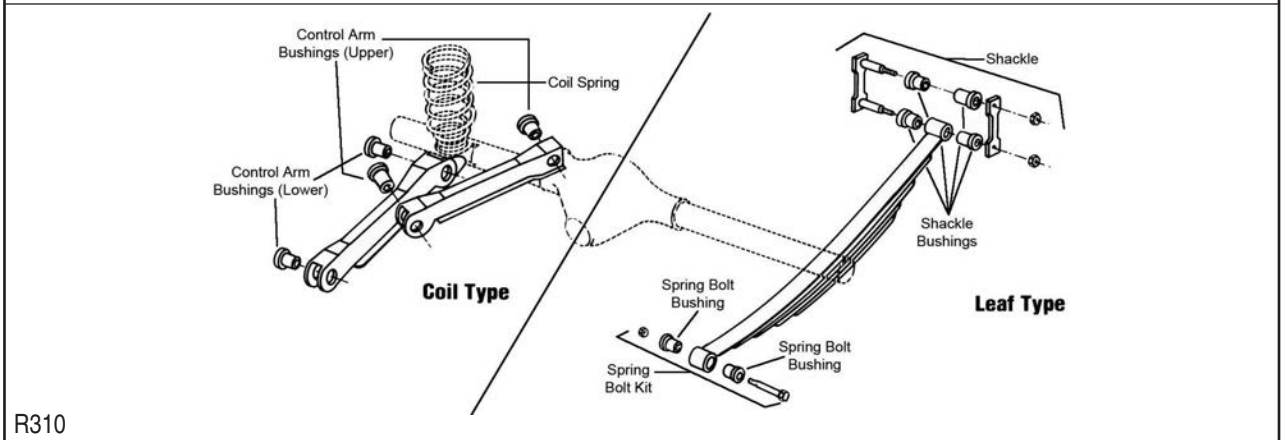
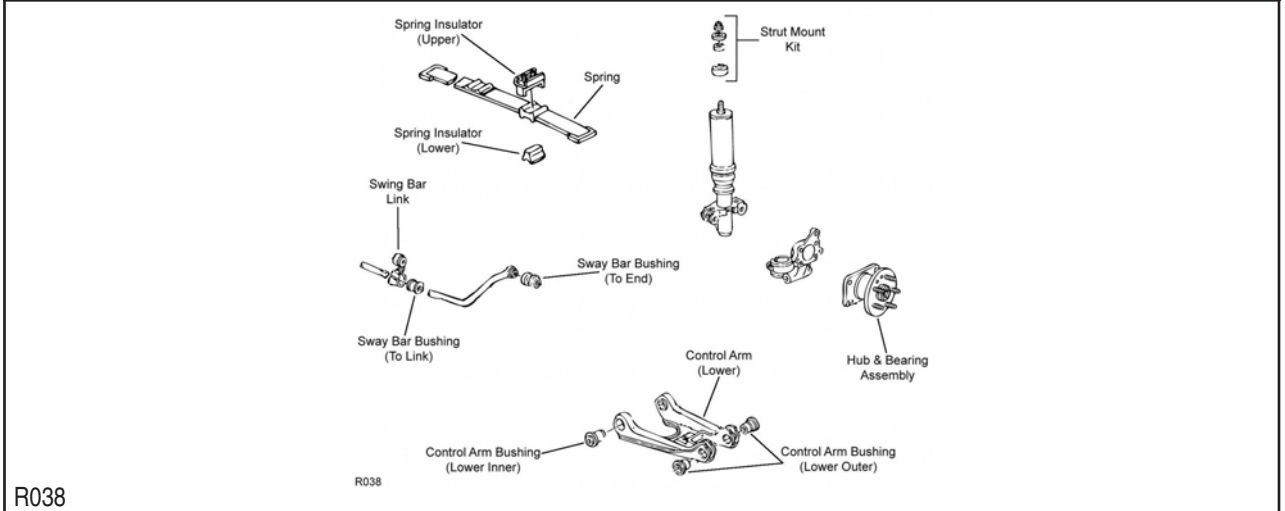
S506

Year	Model/Application	Part	P/C Qty	Figure
Idler Arm				
1985-1979	(Powdered Metal Gusher Brg. For Better Lubrication)	K6251T ‡	1	S506
Pitman Arm				
1985-1979	(Greaseable Socket Reduces Corrosion/Wear)	K5277 ‡	1	S506
Rack & Pinion Boot Kit				
1990-1986		K6298	2	S028
Steering Damper Cylinder				
1985-1979	(Trail Boss)	Front SSD56	1	
1978-1971		Front SSD55	1	
Steering Rack Insulator Bushing				
1990-1986		Right K5291	1	S028
Tie Rod Adjusting Sleeve				
1985-1979		ES2004S	2	S506
1978-1966		ES2004S	2	S209

STEERING (Cont.)

Year	Model/Application	Part	P/C Qty	Figure	
Tie Rod End					
1990-1986	(Powdered Metal Gusher Brg. For Better Lubrication) (Full Ball Stud Provides 360 Degrees Of Smooth Rotation)	Outer Inner	ES2907RL ‡ EV116 ‡	2 2	S028 S028
1985-1979	(Powdered Metal Gusher Brg. For Better Lubrication) (Powdered Metal Gusher Brg. For Better Lubrication)	Outer Inner	ES2081RL ‡ ES2072RLT ‡	2 2	S506 S506
1978-1969	(Powdered Metal Gusher Brg. For Better Lubrication)	Outer	ES412RL ‡	2	S209

REAR SUSPENSION



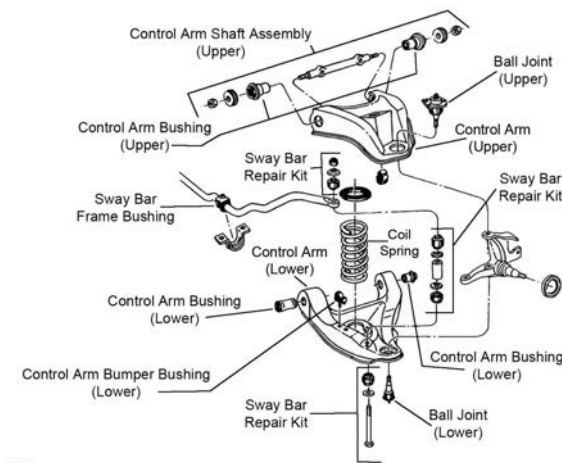
OLDSMOBILE-Toronado (Cont.)

REAR SUSPENSION (Cont.)

Year	Model/Application	Part	P/C Qty	Figure
Control Arm Bushing				
1990-1986	(Contains Both Inner To Frame) (Contains Both Outer Bushings To Knuckle)	Lower Inner Lower Outer	2 2	R038 R038
1985-1979	(Contains Front And Rear Bushings)	Lower	2	R312
1978-1971		Upper	2	R310
Control Arm Bushing Set				
1978-1971	(Contains Front And Rear Bushings)	Lower	2	R310
Leaf Spring Bushing				
1970-1969		Upper Rear	2	
1968-1966		Fixed End	2	R310
Strut Mount				
1990-1986		Upper	2	R038
Wheel Hub & Bearing Assembly				
1990-1988	4 Wheel ABS Non ABS	513041 513018	2 2	
1987-1986		513018	2	

OLDSMOBILE-Vista Cruiser

FRONT SUSPENSION



F188

F188

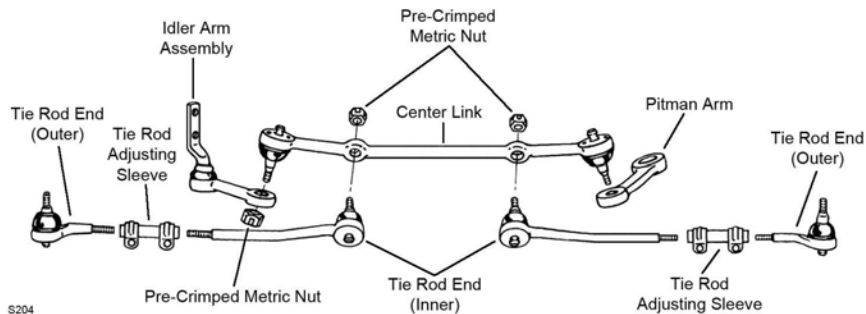
Year	Model/Application	Part	P/C Qty	Figure
Ball Joint				
1975-1973	(Powdered Metal Gusher Brg. For Better Lubrication)	Upper	2	F188
1972-1964	(Powdered Metal Gusher Brg. For Better Lubrication) (Powdered Metal Gusher Brg. For Better Lubrication)	Upper Lower	2 2	F188 F188
Control Arm Bumper Bushing				
1975-1973		Lower	2	F188
Control Arm Bushing				
1975-1973		Lower Rear Lower Front	2 2	F188 F188
1965-1964	(Contains Front And Rear Bushings)	Lower Rear	2	F188
Control Arm Bushing Set				
1972-1971	(Contains Front And Rear Bushings)	Upper	2	F188
1972-1966	(Contains Front And Rear Bushings)	Lower	2	F188
1970-1964	(Contains Front And Rear Bushings)	Upper	2	F188
Control Arm Shaft Assembly				
1975-1974	(Provides Additional Positive(+) Camber Adjustment, Offset Shaft Kit, Design Allows Ease Of Installation)	Upper	2	F188
1973	(Provides Additional Positive(+) Camber Adjustment, Offset Shaft Kit, Design Allows Ease Of Installation)	Upper	2	F188
1972-1965	(Provides Additional Positive(+) Camber Adjustment, Offset Shaft Kit, Design Allows Ease Of Installation)	Upper	2	F188

(Cont.) Vista Cruiser-OLDSMOBILE

FRONT SUSPENSION (Cont.)

Year	Model/Application	Part	P/C Qty	Figure
Sway Bar Bushing				
1975-1971	1" Sway Bar Diameter To Frame	K5253	1	F188
1975-1965	15/16" Sway Bar Diameter To Frame	K5241	1	F188
Sway Bar Repair Kit				
1975	(Heavy Duty Design) (Includes Polyurethane Bushings And Solid Metal Sleeve For Enhanced Performance. Barrel Nut Allows For Easier Installation.) (Standard Design)	K6630 ‡ K700532 ‡	2 2	F188 F188
		K5252	2	F188
1974-1971	(Heavy Duty Design) (Includes Polyurethane Bushings And Solid Metal Sleeve For Enhanced Performance. Barrel Nut Allows For Easier Installation.) (Standard Design)	K6629 ‡ K700535 ‡	2 2	F188 F188
		K8266	2	F188

STEERING

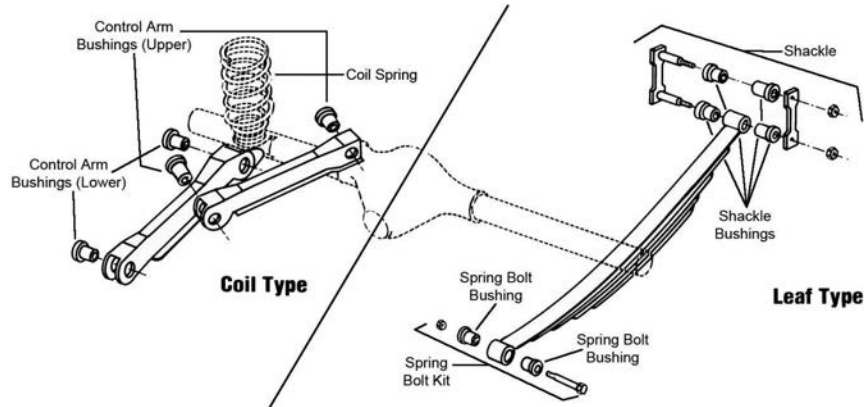


S204

Year	Model/Application	Part	P/C Qty	Figure
Center Link				
1975-1973	Power Steering, (Powdered Metal Gusher Brg. For Better Lubrication)	DS808 ‡	1	S204
1972-1968	(Powdered Metal Gusher Brg. For Better Lubrication)	DS749 ‡	1	S204
Idle Arm				
1975	(Powdered Metal Gusher Brg. For Better Lubrication)	K6152 ‡	1	S204
1974-1973	(Powdered Metal Gusher Brg. For Better Lubrication)	K6149 ‡	1	S204
1972-1966	(Powdered Metal Gusher Brg. For Better Lubrication)	K5143 ‡	1	S204
1965-1964	13/16" Diameter Center Link, (Powdered Metal Gusher Brg. For Better Lubrication)	K5143 ‡	1	S204
	7/8" Diameter Center Link, (Powdered Metal Gusher Brg. For Better Lubrication)	K5142 ‡	1	S204
Tie Rod Adjusting Sleeve				
1975-1971		ES2004S	2	S204
1970-1964	11/16" - 18 Thread, 4.72" Length	ES2004S	1	S204
	5/8" - 18 Thread, 4.50" Length	ES2032S	2	S204
Tie Rod End				
1975-1973	(Powdered Metal Gusher Brg. For Better Lubrication)	Inner ES2020RLT ‡	2	S204
1972-1971	(Powdered Metal Gusher Brg. For Better Lubrication)	Outer ES406R ‡	2	S204
	(Powdered Metal Gusher Brg. For Better Lubrication)	Inner ES406L ‡	2	S204
1970-1965	(Powdered Metal Gusher Brg. For Better Lubrication)	Inner ES723 ‡	2	S204
1970-1964	(Powdered Metal Gusher Brg. For Better Lubrication)	Outer ES333RL ‡	2	S204

OLDSMOBILE-Vista Cruiser (Cont.)

REAR SUSPENSION

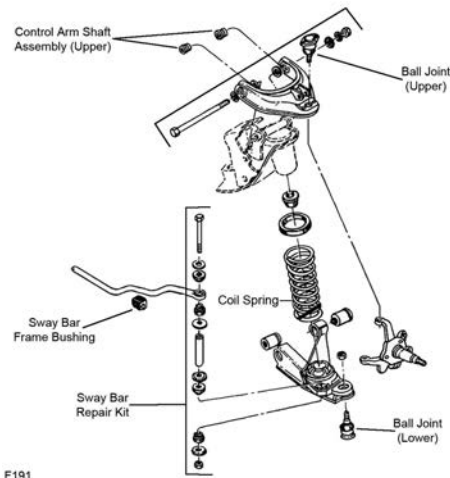


R310

Year	Model/Application	Part	P/C Qty	Figure
Control Arm Bushing Set				
1970-1965	(Contains Front And Rear Bushings)	Upper	2	R310
	(Contains Front And Rear Bushings)	Lower	2	R310

OPEL-Isuzu

FRONT SUSPENSION



F191

Year	Model/Application	Part	P/C Qty	Figure
Ball Joint				
1979-1976	(Powdered Metal Gusher Brg. For Better Lubrication)	Lower	2	F191
	Plus or Minus 1 Degree, (Replaces OEM Offset To Provide 1 Degree +/- Camber/Caster)	Upper	2	F191
Sway Bar Bushing				
1979-1977	7/8" Bar Diameter Or Smaller	To Frame	1	F191
1979-1976	15/16" Bar Diameter Or Larger	To Frame	1	F191

STEERING				
S205				
Year	Model/Application	Part	P/C Qty	Figure
Tie Rod End				
1972-1964		Outer ES474R	2	S205

STEERING				
S205				
Year	Model/Application	Part	P/C Qty	Figure
Tie Rod End				
1969-1968		Outer ES474R	2	S205

REAR SUSPENSION				
Year	Model/Application	Part	P/C Qty	Figure
Leaf Spring Bushing				
1956	(Split Type Bushing)	Fixed End K7308	2	
Leaf Spring Shackle Bushing				
1956	Except Torsion Level Suspension, (Split Type Bushing)	K7308	4	

REAR SUSPENSION				
Year	Model/Application	Part	P/C Qty	Figure
Leaf Spring Bushing				
1956	(Split Type Bushing)	Fixed End K7308	2	

PACKARD-Executive (Cont.)

REAR SUSPENSION (Cont.)

Year	Model/Application	Part	P/C Qty	Figure
Leaf Spring Shackle Bushing				
1956	Except Torsion Level Suspension, (Split Type Bushing)	K7308	4	

PACKARD-Packard

REAR SUSPENSION

Year	Model/Application	Part	P/C Qty	Figure
Leaf Spring Bushing				
1956-1955	(Split Type Bushing) Fixed End	K7308	2	
Leaf Spring Shackle Bushing				
1956-1955	Except Torsion Level Suspension, (Split Type Bushing)	K7308	4	

PASSPORT ISUZU-I Mark

FRONT SUSPENSION

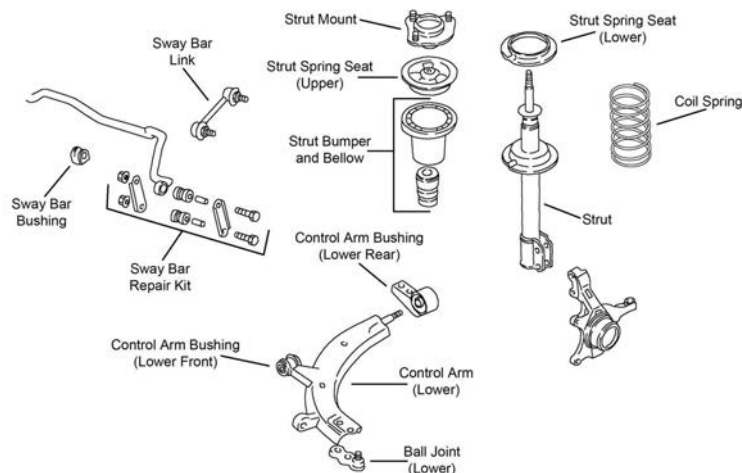
Year	Model/Application	Part	P/C Qty	Figure
Ball Joint				
1989	Except RS Package, (Powdered Metal Gusher Brg. For Better Lubrication) Lower	K9389 ‡	2	
Strut Mount				
1989	(Contains Bearing)	K9648	2	

STEERING

Year	Model/Application	Part	P/C Qty	Figure
Rack & Pinion Boot Kit				
1989	Manual Steering Power Steering	K9680 K9682	2 2	
Tie Rod End				
1989	Rack & Pinion Power, (Full Ball Stud Provides 360 Degrees Of Smooth Rotation) Outer Inner	ES2926RL EV203 ‡	2 2	

PASSPORT ISUZU-Impulse

FRONT SUSPENSION



F122

Year	Model/Application	Part	P/C Qty	Figure
Ball Joint				
1990	(Powdered Metal Gusher Brg. For Better Lubrication) Lower	K9479 ‡	2	F122
Strut Bumper Bellows				
1990	(Contains Bumper)	K90461	2	F122
Strut Mount				
1990	(Contains Bearing)	K9565	2	F122

(Cont.) Impulse-PASSPORT ISUZU

STEERING				
Year	Model/Application	Part	P/C Qty	Figure
Rack & Pinion Boot Kit				
1990	Power Steering	K9682	2	
Tie Rod End				
1990	(Powdered Metal Gusher Brg. For Better Lubrication) (Full Ball Stud Provides 360 Degrees Of Smooth Rotation)	Outer Inner	ES3303 ‡ EV279 ‡	2 2
REAR SUSPENSION				
Year	Model/Application	Part	P/C Qty	Figure
Strut Bumper Bellows				
1990	(Contains Bumper)	K90464	2	
Strut Mount				
1990		K9691	2	
Wheel Hub & Bearing Assembly				
1990		512171	2	

Optima-PASSPORT ISUZU

FRONT SUSPENSION				
Year	Model/Application	Part	P/C Qty	Figure
Ball Joint				
1990-1988		Lower	K9637	2
Strut Mount				
1990-1988	(Contains Bearing)		K9732	1
STEERING				
Year	Model/Application	Part	P/C Qty	Figure
Tie Rod End				
1990-1988		Left Outer Right Outer	ES80613 ES80614	1 1
Tie Rod End Bushing Kit				
1990-1988	(2 Piece Design, Bolts And Washers Not Included, Design Allows Ease Of Installation)	Inner	K6531 ‡	1
REAR SUSPENSION				
Year	Model/Application	Part	P/C Qty	Figure
Shock Mount				
1990-1988			K6353	2

405-PEUGEOT

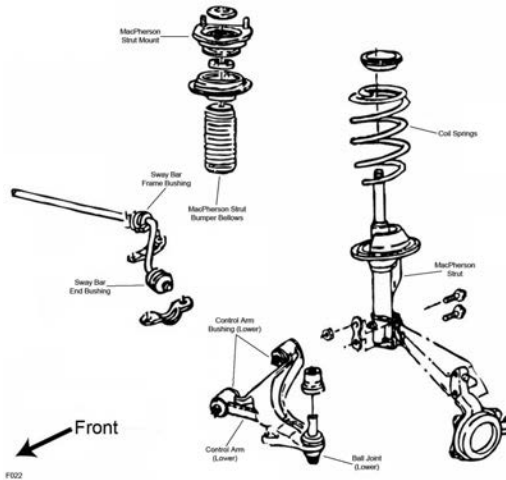
FRONT SUSPENSION				
Year	Model/Application	Part	P/C Qty	Figure
Strut Bumper Bellows				
1990-1989	DL, S, (Replacement Type, Contains Bumper)		K90460	2

505-PEUGEOT

FRONT SUSPENSION				
Year	Model/Application	Part	P/C Qty	Figure
Strut Bumper Bellows				
1990-1986	(Contains Bumper) (Original Equipment Type)		K90464 K201655	2 2
1985-1980			K201655	2

PLYMOUTH-Acclaim

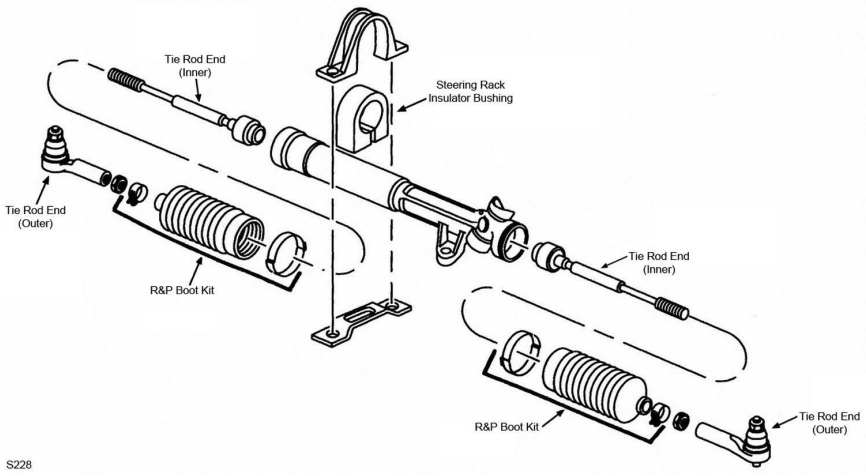
FRONT SUSPENSION



F022

Year	Model/Application	Part	P/C Qty	Figure
Ball Joint				
1990-1989	(Full Ball Stud Provides 360 Degrees Of Smooth Rotation)	Lower	K7147 ‡	2 F022
Strut and Spring Assembly				
1990-1989	(Coated For Corrosion Resistance, Strut, Spring & Top Mount)	Left	ST8504L ‡	1 F022
	(Coated For Corrosion Resistance, Strut, Spring & Top Mount)	Right	ST8504R ‡	1 F022
Strut Bearing Spacer				
1990-1989	(Spacer)	Upper	K7378	2 F022
Strut Bumper Bellows				
1990-1989	(OE Material For Strut Performance And Longevity, Contains Bumper)		K90462 ‡	2 F022
Strut Mount				
1990-1989	(Contains Bearing)		K7175	2 F022
Strut Spring Seat				
1990-1989	(Spring Seat Only)	Upper	K7333	2 F022
	(Spacer Plate Only)	Lower	K7338	2 F022
			K7377	2 F022
Sway Bar Bushing				
1990-1989	1" Sway Bar Diameter	To Arm	K7144	1 F022
	1" Sway Bar Diameter	To Frame	K7139	1 F022
	1-1/16" Sway Bar Diameter	To Arm	K7219	1 F022
	1-1/16" Sway Bar Diameter	To Frame	K7222	1 F022
	1-1/8" Sway Bar Diameter	To Arm	K7220	1 F022
	1-1/8" Sway Bar Diameter	To Frame	K7223	1 F022
	1-3/16" Sway Bar Diameter	To Frame	K7224	1 F022
	15/16" Sway Bar Diameter	To Arm	K7143	1 F022
	15/16" Sway Bar Diameter	To Frame	K7138	1 F022
	3/4" Sway Bar Diameter	To Frame	K7221	1 F022
	7/8" Sway Bar Diameter	To Arm	K7142	1 F022
	7/8" Sway Bar Diameter	To Frame	K7137	1 F022
Wheel Hub Repair Kit				
1990-1989	(4 Stud Hub)		518501	2
	(5 Stud Hub)		518502	2

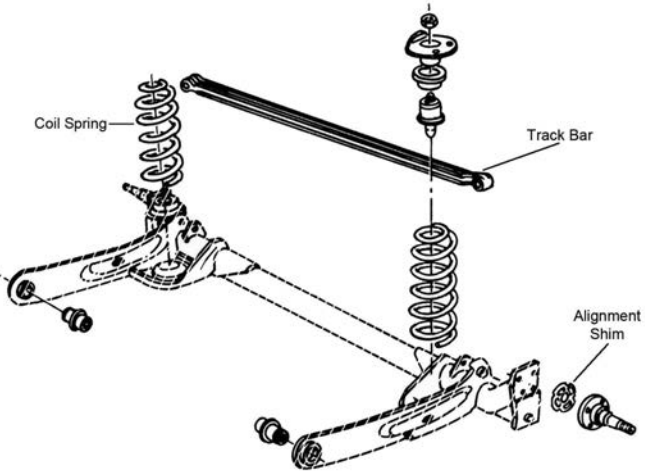
STEERING



S228

Year	Model/Application	Part	P/C Qty	Figure
Rack & Pinion Boot Kit				
1990-1989	(High Temperature)	K8441	2	S228
Steering Rack Insulator Bushing				
1990-1989	Power Steering	K7113	1	S228
Tie Rod End				
1990-1989	(Powdered Metal Gusher Brg. For Better Lubrication) (Full Ball Stud Provides 360 Degrees Of Smooth Rotation)	Outer Inner	ES3008RL ‡ EV128 ‡	2 2 S228 S228

REAR SUSPENSION

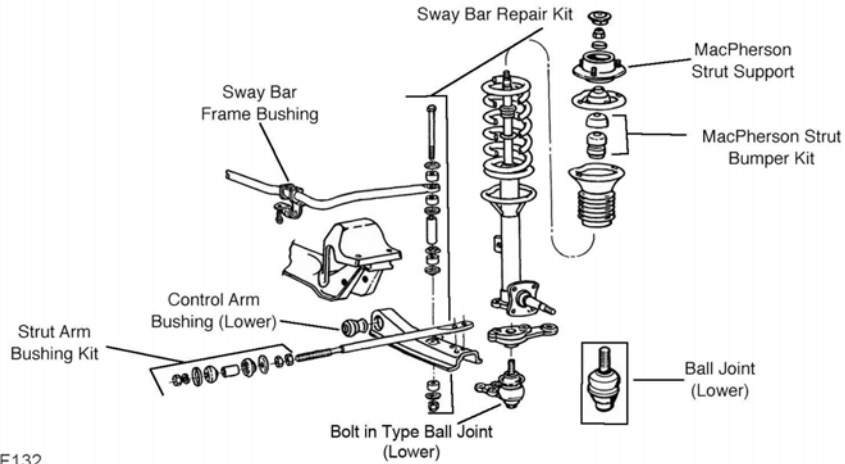


R334

Year	Model/Application	Part	P/C Qty	Figure
Track Bar				
1990-1989	(Contains Bushings)	K7163	1	R334

PLYMOUTH-*Arrow*

FRONT SUSPENSION

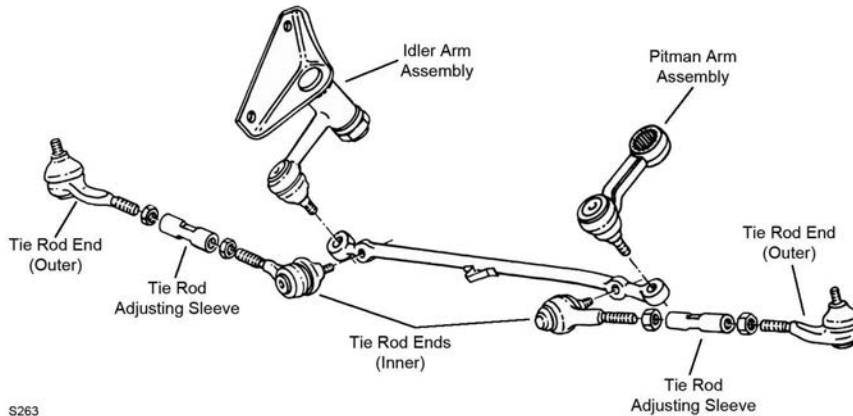


F132

F132

Year	Model/Application	Part	P/C Qty	Figure	
Ball Joint					
1980-1976		Lower	K9077	2	F132
Control Arm Bumper Bushing					
1980-1979		Left Lower	K6608	1	
		Right Lower	K6609	1	
Strut Bumper Bellows					
1980-1976	(OE Material For Strut Performance And Longevity, Contains Bumper)		K90462 ‡	2	F132
Strut Mount					
1980-1976	(Contains Bearing)		K9392	2	F132
Sway Bar Repair Kit					
1980-1976	(Contains Thermoplastic Bushing) 5.5" Length, (Includes Polyurethane Bushings And Solid Metal Sleeve For Enhanced Performance. Barrel Nut Allows For Easier Installation.)		K90129 ‡ K700528 ‡	2 2	F132 F132

STEERING

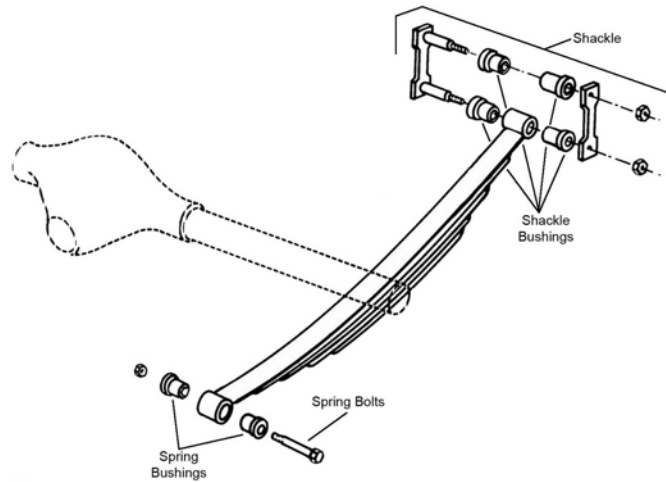


S263

S263

Year	Model/Application	Part	P/C Qty	Figure	
Idler Arm Repair Kit					
1980-1977	(For OE Design Idler Arm Only)		K9100	1	S263
Tie Rod End					
1980-1976	(Includes Sunoloy-Coated Metal Bearing To Combine Durability With Smooth Stud Swing)	Outer	ES2194R ‡	2	S263

REAR SUSPENSION

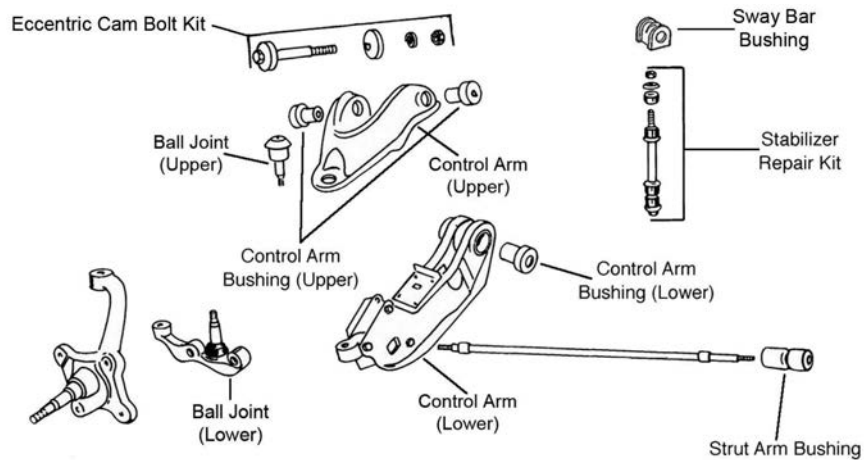


R309

Year	Model/Application	Part	P/C Qty	Figure
Leaf Spring Bushing				
1980-1979	1.042" Outside Diameter, 1.710" Length	Front	SB334	2 R309
Leaf Spring Shackle Bushing				
1980-1979	1.042" Outside Diameter, 1.710" Length	Front	SB334	2 R309
	1.042" Outside Diameter, 2.111" Length	Upper Rear	SB345	2 R309

Barracuda-PLYMOUTH

FRONT SUSPENSION



F124

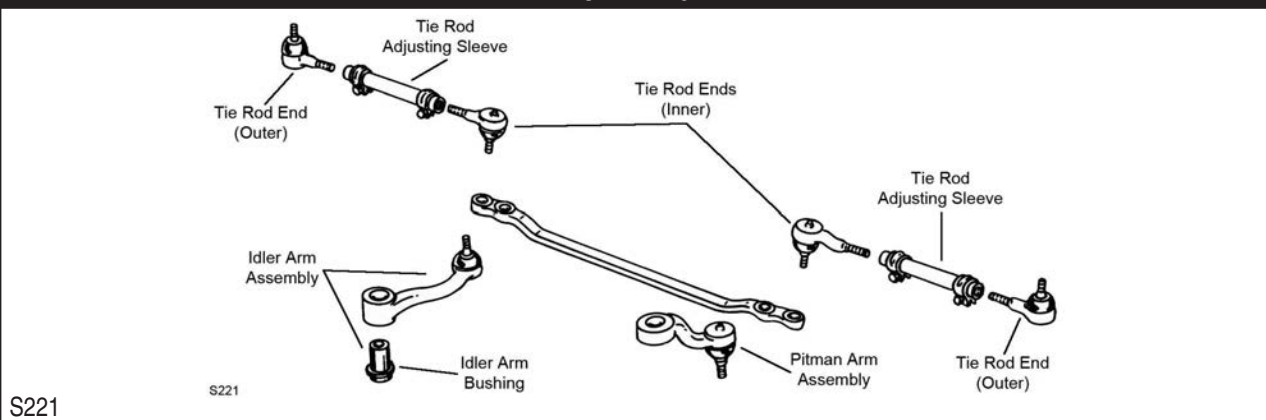
Year	Model/Application	Part	P/C Qty	Figure
Ball Joint				
1974-1970	(Powdered Metal Gusher Brg. For Better Lubrication)	Upper	K772 ‡	2 F124
	(Powdered Metal Gusher Brg. For Better Lubrication)	Left Lower	K783 ‡	1 F124
	(Powdered Metal Gusher Brg. For Better Lubrication)	Right Lower	K781 ‡	1 F124
1969-1967	(Powdered Metal Gusher Brg. For Better Lubrication)	Upper	K704 ‡	2 F124
	Front Disc, (Powdered Metal Gusher Brg. For Better Lubrication)	Left Lower	K7023 ‡	1 F124
	Front Disc, (Powdered Metal Gusher Brg. For Better Lubrication)	Right Lower	K7021 ‡	1 F124
	Front Drum, (Powdered Metal Gusher Brg. For Better Lubrication)	Left Lower	K787 ‡	1 F124
	Front Drum, (Powdered Metal Gusher Brg. For Better Lubrication)	Right Lower	K785 ‡	1 F124
Control Arm Bumper Bushing				
1974-1970		Upper	K7293	2 F124
1974-1967		Lower	K3180	2 F124
Control Arm Bushing				
1974-1967	(Optional, Eccentric Bushing, Provides Additional Positive(+) Camber Adjustment)	Upper	K7103	2 F124
	(Standard Design, Contains Front And Rear Bushings)	Upper	K408	1 F124
		Lower	K791	2 F124

PLYMOUTH-Barracuda (Cont.)

FRONT SUSPENSION (Cont.)

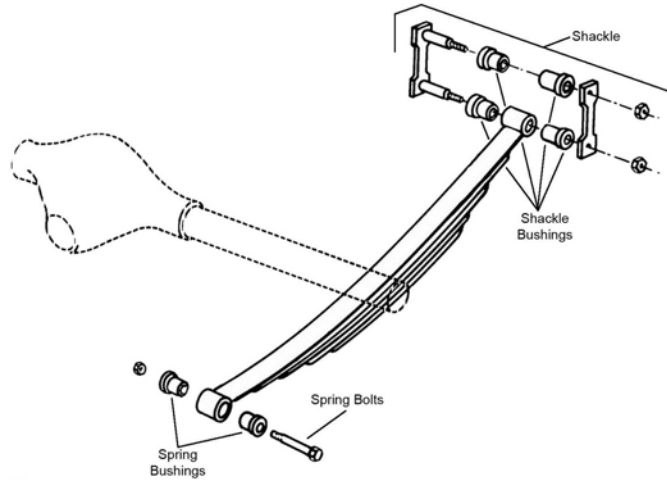
Year	Model/Application	Part	P/C Qty	Figure
Strut Rod Bushing Kit				
1974-1970	(Improved Design) (Standard Design)	K7026 K7016A	1 1	F124 F124
1969-1967	(Improved Design)	K7040	1	F124
Sway Bar Bushing				
1974-1970	15/16" Sway Bar Diameter	To Frame	K5241	1 F124
1972-1968		To Strut Rod	K7064	1 F124
Sway Bar Repair Kit				
1974-1970	(Heavy Duty Design) (Standard Design) 5.5" Length, (Includes Polyurethane Bushings And Solid Metal Sleeve For Enhanced Performance. Barrel Nut Allows For Easier Installation.)	K8989 ‡ K5255 K700528 ‡	2 2 2	F124 F124 F124
1969-1967	(Heavy Duty Design) (Includes Polyurethane Bushings And Solid Metal Sleeve For Enhanced Performance. Barrel Nut Allows For Easier Installation.) (Standard Design)	K6629 ‡ K700535 ‡ K8266	2 2 2	F124 F124 F124

STEERING



Year	Model/Application	Part	P/C Qty	Figure	
Idler Arm					
1974-1970	(Powdered Metal Gusher Brg. For Better Lubrication)	K7041 ‡	1	S221	
1969-1968	(Powdered Metal Gusher Brg. For Better Lubrication)	K7042 ‡	1	S221	
Idler Arm Bushing Kit					
1974-1973	(For OE Design Idler Arm Only)	K7046	1	S221	
Pitman Arm					
1974-1973	Manual Steering, (Greaseable Socket Reduces Corrosion/Wear) Power Steering, (Greaseable Socket Reduces Corrosion/Wear)	K7075 ‡ K7076 ‡	1 1	S221 S221	
1969-1968	318(5.2L), (Greaseable Socket Reduces Corrosion/Wear) 340(5.6L), (Greaseable Socket Reduces Corrosion/Wear)	K7074 ‡ K7074 ‡	1 1	S221 S221	
1969-1967	225(3.7L), (Greaseable Socket Reduces Corrosion/Wear)	K7074 ‡	1	S221	
1967	273(4.5L), (Greaseable Socket Reduces Corrosion/Wear)	K7074 ‡	1	S221	
Tie Rod Adjusting Sleeve					
1974-1967		ES319S	2	S221	
Tie Rod End					
1974-1970	(Right Hand Threads, Powdered Metal Gusher Brg. For Better Lubrication) (Left Hand Threads, Powdered Metal Gusher Brg. For Better Lubrication)	Outer Inner	ES401R ‡ ES401L ‡	2 2	S221 S221
1969-1967	(Powdered Metal Gusher Brg. For Better Lubrication) (Powdered Metal Gusher Brg. For Better Lubrication)	Outer Inner	ES319R ‡ ES319L ‡	2 2	S221 S221

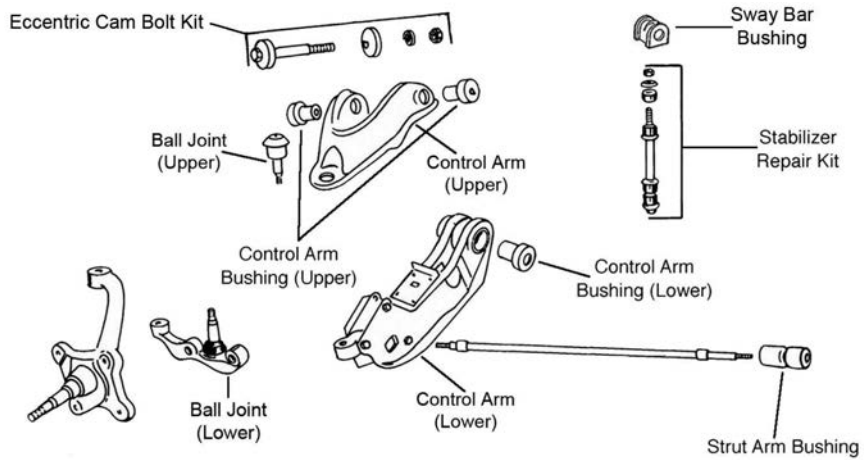
REAR SUSPENSION



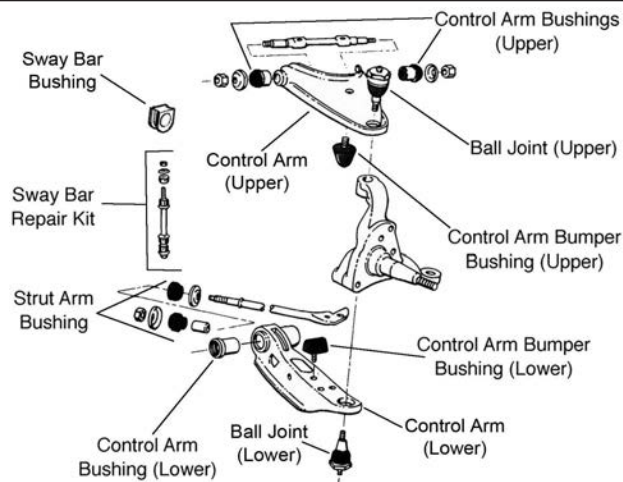
R309

Year	Model/Application	Part	P/C Qty	Figure
Leaf Spring Bolt Kit				
1973-1967	V8 Cyl	K150236	2	R309
Leaf Spring Shackle Bushing				
1974-1967		K7309	4	R309

FRONT SUSPENSION



F124



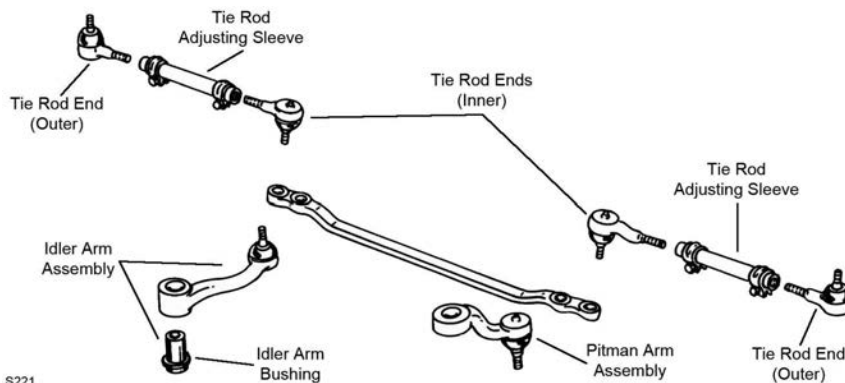
F125

PLYMOUTH-Belvedere (Cont.)

FRONT SUSPENSION (Cont.)

Year	Model/Application	Part	P/C Qty	Figure
Ball Joint				
1970-1967	(Powdered Metal Gusher Brg. For Better Lubrication)	Upper	K772 ‡	2 F124
	(Powdered Metal Gusher Brg. For Better Lubrication)	Left Lower	K783 ‡	1 F124
	(Powdered Metal Gusher Brg. For Better Lubrication)	Right Lower	K781 ‡	1 F124
1964-1962	(Powdered Metal Gusher Brg. For Better Lubrication)	Left Lower	K783 ‡	1 F124
	(Powdered Metal Gusher Brg. For Better Lubrication)	Right Lower	K781 ‡	1 F124
1964-1957	(Powdered Metal Gusher Brg. For Better Lubrication)	Upper	K772 ‡	2 F124
1961-1957	(Threaded Type, Powdered Metal Gusher Brg. For Better Lubrication)	Lower	K719 ‡	2 F125
Control Arm Bumper Bushing				
1970-1968		Lower	K3180	2 F124
Control Arm Bushing				
1970-1967	(Contains Front And Rear Bushings) (Optional, Eccentric Bushing, Provides Additional Positive(+) Camber Adjustment)	Upper	K408	1 F124
		Upper	K7103	2 F124
		Lower	K791	2 F124
1964-1962	(Contains Front And Rear Bushings) (Optional, Eccentric Bushing, Provides Additional Positive(+) Camber Adjustment)	Upper	K408	1 F124
		Upper	K7103	2 F124
		Lower	K791	2 F124
1961-1959	(Contains Front And Rear Bushings)	Upper	K325	1 F125
Strut Rod Bushing				
1964-1957			K7039	1 F124, F125
Strut Rod Bushing Kit				
1970-1967	(Improved Design) (Standard Design)		K7026 K7016A	1 1
Sway Bar Bushing				
1970	15/16" Sway Bar Diameter	To Frame	K5241	1 F124
1970-1968		To Strut Rod	K7064	1 F124
Sway Bar Repair Kit				
1970	(Heavy Duty Design) 5.5" Length, (Includes Polyurethane Bushings And Solid Metal Sleeve For Enhanced Performance. Barrel Nut Allows For Easier Installation.)		K8989 ‡ K700528 ‡	2 1 F124
1969-1967	(Heavy Duty Design) (Includes Polyurethane Bushings And Solid Metal Sleeve For Enhanced Performance. Barrel Nut Allows For Easier Installation.) (Standard Design)		K6629 ‡ K700535 ‡ K8266	2 2 2 F124

STEERING



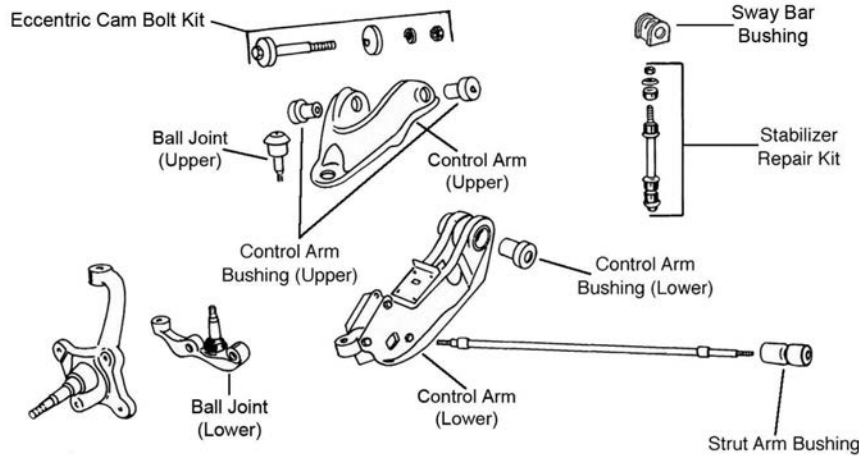
S221

Year	Model/Application	Part	P/C Qty	Figure
Idler Arm				
1970-1968	(Powdered Metal Gusher Brg. For Better Lubrication)		K7041 ‡	1 S221
1967	(Powdered Metal Gusher Brg. For Better Lubrication)		K779 ‡	1 S221
1964-1962	(Powdered Metal Gusher Brg. For Better Lubrication)		K779 ‡	1 S221
Tie Rod Adjusting Sleeve				
1970-1967			ES319S	2 S221
1964-1962			ES319S	2 S221
1961-1957			ES2004S	2
1956-1955	V8 Cyl		ES2004S	2
Tie Rod End				
1970	(Right Hand Threads, Powdered Metal Gusher Brg. For Better Lubrication)	Outer	ES401R ‡	2 S221

STEERING (Cont.)				
Year	Model/Application	Part	P/C Qty	Figure
Tie Rod End				
1970 (Cont.)	(Left Hand Threads, Powdered Metal Gusher Brg. For Better Lubrication)	Inner	ES401L ‡	2 S221
1969-1967	(Powdered Metal Gusher Brg. For Better Lubrication) (Powdered Metal Gusher Brg. For Better Lubrication)	Outer	ES319R ‡	2 S221
		Inner	ES319L ‡	2 S221
1964-1962	(Powdered Metal Gusher Brg. For Better Lubrication) (Powdered Metal Gusher Brg. For Better Lubrication)	Outer	ES319R ‡	2 S221
		Inner	ES319L ‡	2 S221
1956-1955	6 Cyl. .688" - 18 Threads, 3.410" Length, (Includes Sunoloy-Coated Metal Bearing To Combine Durability With Smooth Stud Swing)	Left Outer	ES158L ‡	1
		Right Outer	ES158R ‡	1
		Left Inner	ES158R ‡	1
		Right Inner	ES158L ‡	1
1954	Conventional Manual Steering, .688" - 18 Threads, 3.410" Length, (Includes Sunoloy-Coated Metal Bearing To Combine Durability With Smooth Stud Swing)	Right Outer	ES158R ‡	1
		Right Inner	ES158L ‡	1
REAR SUSPENSION				
R309				
Year	Model/Application	Part	P/C Qty	Figure
Leaf Spring Bolt				
1959-1955		K150193	2	R309
Leaf Spring Bolt Kit				
1970-1967	225(3.7L)	K150236	2	R309
	318(5.2L)	K150236	2	R309
	383(6.3L)	K150236	2	R309
1968-1967	273(4.5L)	K150236	2	R309
1964-1963	383(6.3L)	K150236	2	R309
1964-1962	225(3.7L)	K150236	2	R309
	318(5.2L)	K150236	2	R309
	361(5.9L)	K150236	2	R309
1961-1960		K150236	2	R309
Leaf Spring Shackle Bushing				
1970-1967	(Split Type Bushing)	K7308	4	R309
1964-1955	(Split Type Bushing)	K7308	4	R309

PLYMOUTH-Belvedere I

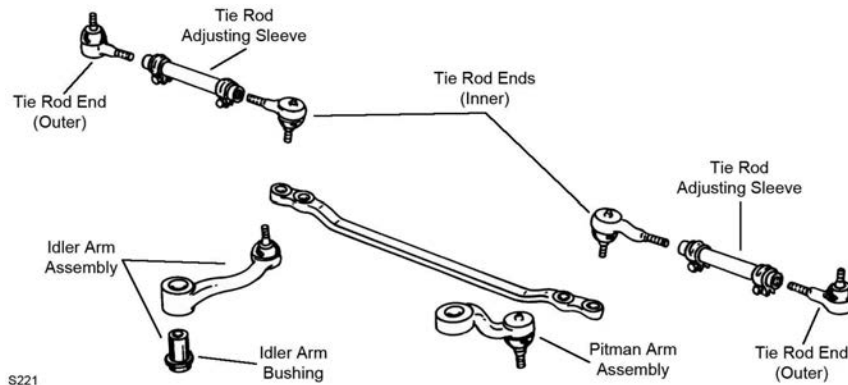
FRONT SUSPENSION



F124

Year	Model/Application	Part	P/C Qty	Figure
Ball Joint				
1967-1965	(Powdered Metal Gusher Brg. For Better Lubrication)	Upper	K772 ‡	2 F124
	(Powdered Metal Gusher Brg. For Better Lubrication)	Left Lower	K783 ‡	1 F124
	(Powdered Metal Gusher Brg. For Better Lubrication)	Right Lower	K781 ‡	1 F124
Control Arm Bushing				
1967-1965	(Contains Front And Rear Bushings)	Upper	K408	1 F124
	(Optional, Eccentric Bushing, Provides Additional Positive(+) Camber Adjustment)	Upper	K7103	2 F124
		Lower	K791	2 F124
Strut Rod Bushing				
1965			K7039	1 F124
Strut Rod Bushing Kit				
1967-1966	(Improved Design)		K7026	1
	(Standard Design)		K7016A	1
Sway Bar Repair Kit				
1967-1966	(Heavy Duty Design)		K6629 ‡	2 F124
	(Includes Polyurethane Bushings And Solid Metal Sleeve For Enhanced Performance. Barrel Nut Allows For Easier Installation.)		K700535 ‡	2 F124
	(Standard Design)		K8266	2 F124

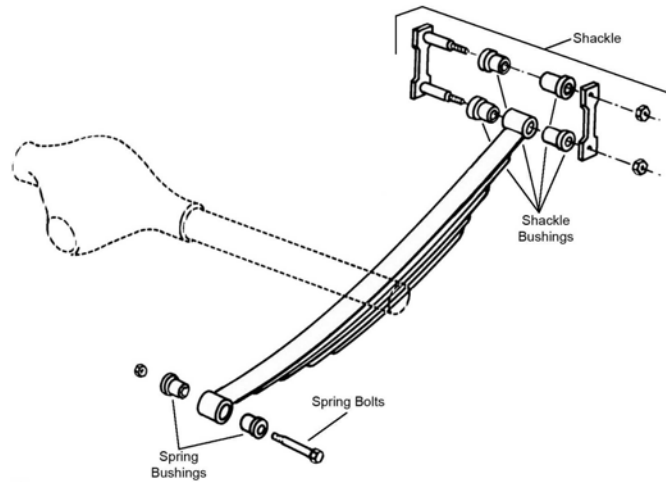
STEERING



S221

Year	Model/Application	Part	P/C Qty	Figure
Idler Arm				
1967-1965	(Powdered Metal Gusher Brg. For Better Lubrication)		K779 ‡	1 S221
Tie Rod Adjusting Sleeve				
1967-1965			ES319S	2 S221
Tie Rod End				
1967-1965	(Powdered Metal Gusher Brg. For Better Lubrication)	Outer	ES319R ‡	2 S221
	(Powdered Metal Gusher Brg. For Better Lubrication)	Inner	ES319L ‡	2 S221

REAR SUSPENSION

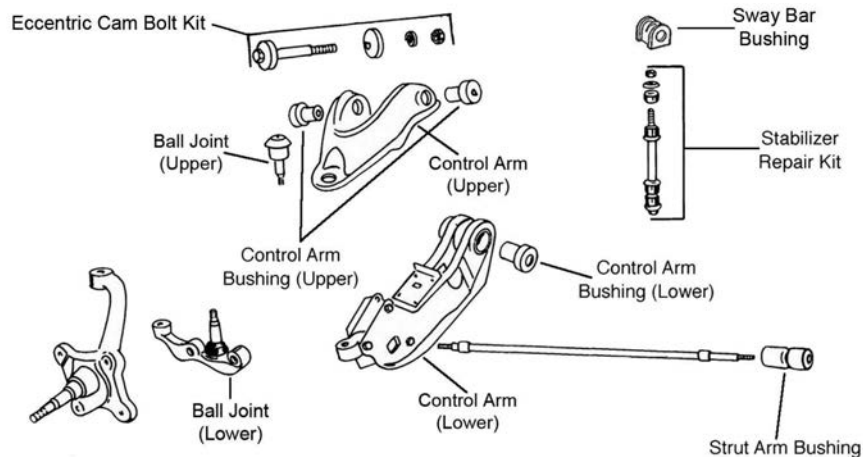


R309

Year	Model/Application	Part	P/C Qty	Figure
Leaf Spring Bolt Kit				
1967-1965	225(3.7L)	K150236	2	R309
	273(4.5L)	K150236	2	R309
	318(5.2L)	K150236	2	R309
	383(6.3L)	K150236	2	R309
1966-1965	361(5.9L)	K150236	2	R309
Leaf Spring Shackle Bushing				
1967-1965	(Split Type Bushing)	K7308	4	R309

Belvedere II-PLYMOUTH

FRONT SUSPENSION



F124

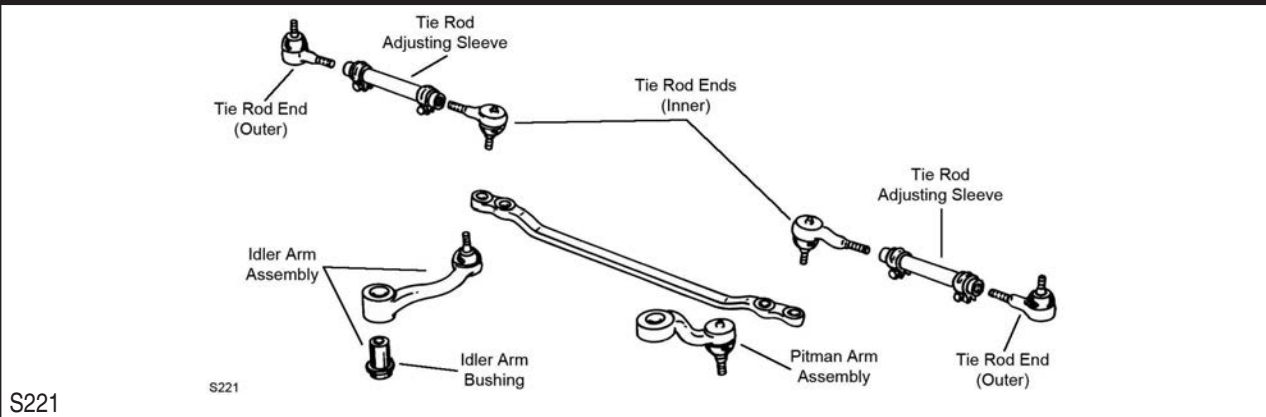
Year	Model/Application	Part	P/C Qty	Figure	
Ball Joint					
1967-1965	(Powdered Metal Gusher Brg. For Better Lubrication)	Upper	K772 ‡	2	F124
	(Powdered Metal Gusher Brg. For Better Lubrication)	Left Lower	K783 ‡	1	F124
	(Powdered Metal Gusher Brg. For Better Lubrication)	Right Lower	K781 ‡	1	F124
Control Arm Bushing					
1967-1965	(Contains Front And Rear Bushings) (Optional, Eccentric Bushing, Provides Additional Positive(+) Camber Adjustment)	Upper	K408	1	F124
		Upper	K7103	2	F124
		Lower	K791	2	F124
Strut Rod Bushing					
1965		K7039	1	F124	
Strut Rod Bushing Kit					
1967-1966	(Improved Design)	K7026	1		
	(Standard Design)	K7016A	1		

PLYMOUTH-Belvedere II (Cont.)

FRONT SUSPENSION (Cont.)

Year	Model/Application	Part	P/C Qty	Figure
Sway Bar Repair Kit				
1967-1966	(Heavy Duty Design) (Includes Polyurethane Bushings And Solid Metal Sleeve For Enhanced Performance. Barrel Nut Allows For Easier Installation.) (Standard Design)	K6629 ‡ K700535 ‡	2 2	F124 F124
		K8266	2	F124

STEERING

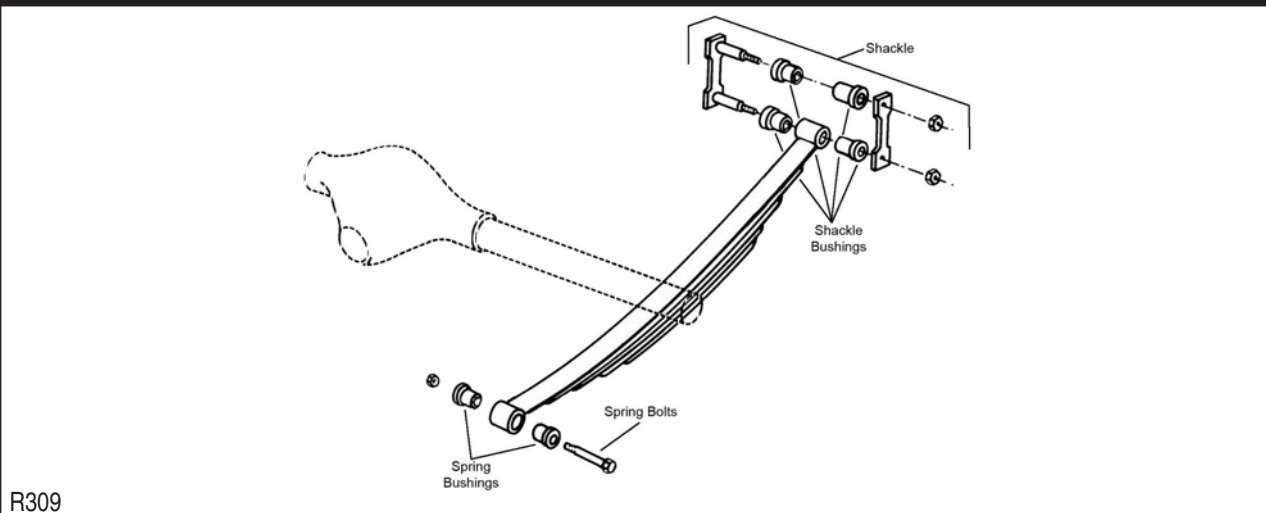


Year	Model/Application	Part	P/C Qty	Figure
Idler Arm				
1967-1965	(Powdered Metal Gusher Brg. For Better Lubrication)	K779 ‡	1	S221

Tie Rod Adjusting Sleeve				
1967-1965		ES319S	2	S221

Tie Rod End					
1967-1965	(Powdered Metal Gusher Brg. For Better Lubrication)	Outer	ES319R ‡	2	S221
	(Powdered Metal Gusher Brg. For Better Lubrication)	Inner	ES319L ‡	2	S221

REAR SUSPENSION

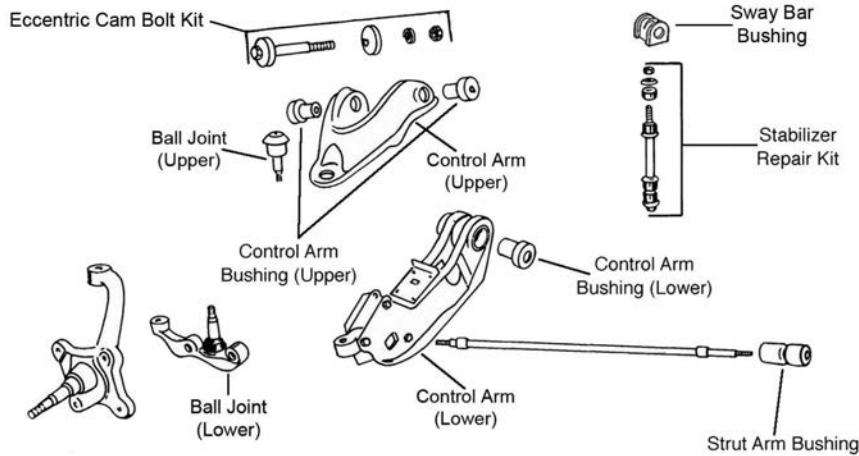


Year	Model/Application	Part	P/C Qty	Figure
Leaf Spring Bolt Kit				
1967-1965	225(3.7L) 273(4.5L) 318(5.2L) 383(6.3L)	K150236 K150236 K150236 K150236	2 2 2 2	R309 R309 R309 R309
1966-1965	361(5.9L)	K150236	2	R309

Leaf Spring Shackle Bushing				
1967-1965	(Split Type Bushing)	K7308	4	R309

Belvedere Satellite-PLYMOUTH

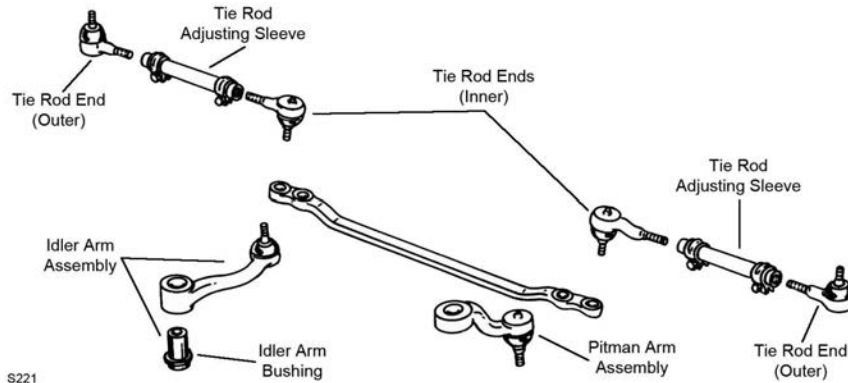
FRONT SUSPENSION



F124

Year	Model/Application	Part	P/C Qty	Figure
Ball Joint				
1966-1965	(Powdered Metal Gusher Brg. For Better Lubrication) (Powdered Metal Gusher Brg. For Better Lubrication) (Powdered Metal Gusher Brg. For Better Lubrication)	Upper Left Lower Right Lower	2 1 1	F124 F124 F124
Control Arm Bushing				
1966-1965	(Contains Front And Rear Bushings) (Optional, Eccentric Bushing, Provides Additional Positive(+) Camber Adjustment)	Upper Upper Lower	1 2 2	F124 F124 F124
Strut Rod Bushing				
1965		K7039	1	F124
Strut Rod Bushing Kit				
1966	(Improved Design) (Standard Design)	K7026 K7016A	1 1	
Sway Bar Repair Kit				
1966	(Heavy Duty Design) (Includes Polyurethane Bushings And Solid Metal Sleeve For Enhanced Performance. Barrel Nut Allows For Easier Installation.) (Standard Design)	K6629 ‡ K700535 ‡ K8266	2 2 2	F124 F124 F124

STEERING

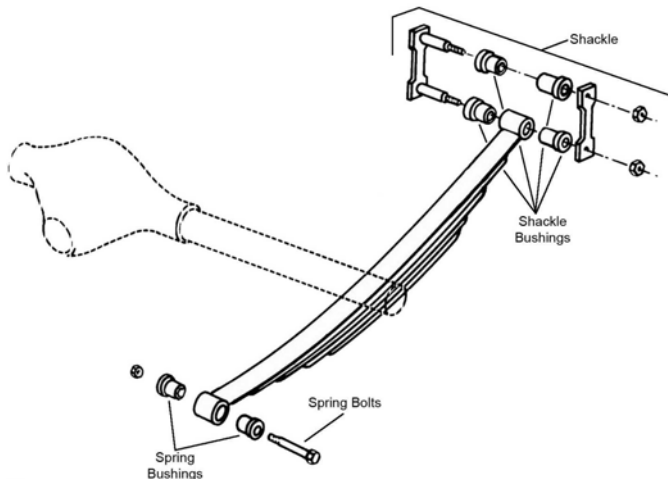


S221

Year	Model/Application	Part	P/C Qty	Figure
Idler Arm				
1966-1965	(Powdered Metal Gusher Brg. For Better Lubrication)	K779 ‡	1	S221
Tie Rod Adjusting Sleeve				
1966-1965		ES319S	2	S221
Tie Rod End				
1966-1965	(Powdered Metal Gusher Brg. For Better Lubrication) (Powdered Metal Gusher Brg. For Better Lubrication)	Outer Inner	2 2	S221 S221

PLYMOUTH-Belvedere Satellite (Cont.)

REAR SUSPENSION



R309

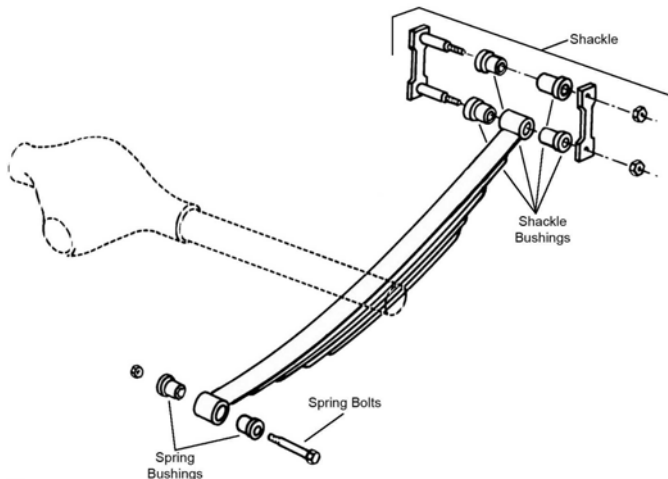
Year	Model/Application	Part	P/C Qty	Figure
Leaf Spring Bolt Kit				
1966-1965	273(4.5L)	K150236	2	R309
	318(5.2L)	K150236	2	R309
	361(5.9L)	K150236	2	R309
	383(6.3L)	K150236	2	R309
Leaf Spring Shackle Bushing				
1966-1965	(Split Type Bushing)	K7308	4	R309

PLYMOUTH-Cambridge

STEERING

Year	Model/Application	Part	P/C Qty	Figure
Tie Rod End				
1953-1951	.688" - 18 Threads, 3.410" Length, (Includes Sunoloy-Coated Metal Bearing To Combine Durability With Smooth Stud Swing)	Right Outer	ES158L ‡	1
	.688" - 18 Threads, 3.410" Length, (Includes Sunoloy-Coated Metal Bearing To Combine Durability With Smooth Stud Swing)	Inner	ES158R ‡	2

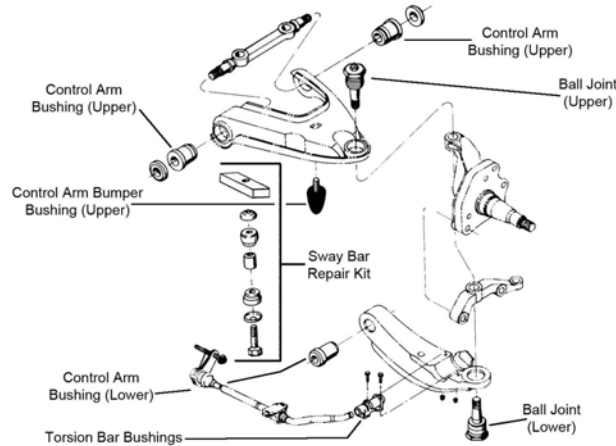
REAR SUSPENSION



R309

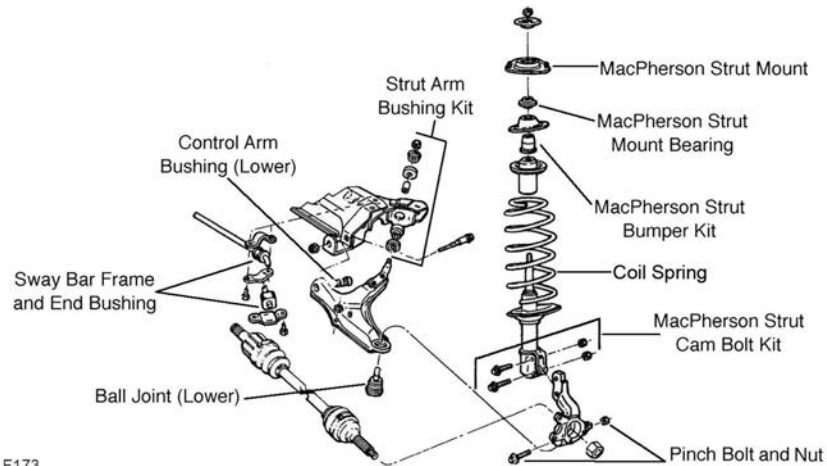
Year	Model/Application	Part	P/C Qty	Figure
Leaf Spring Shackle Bushing				
1952-1951		K200917	8	R309

FRONT SUSPENSION



F126

F126



F173

F173

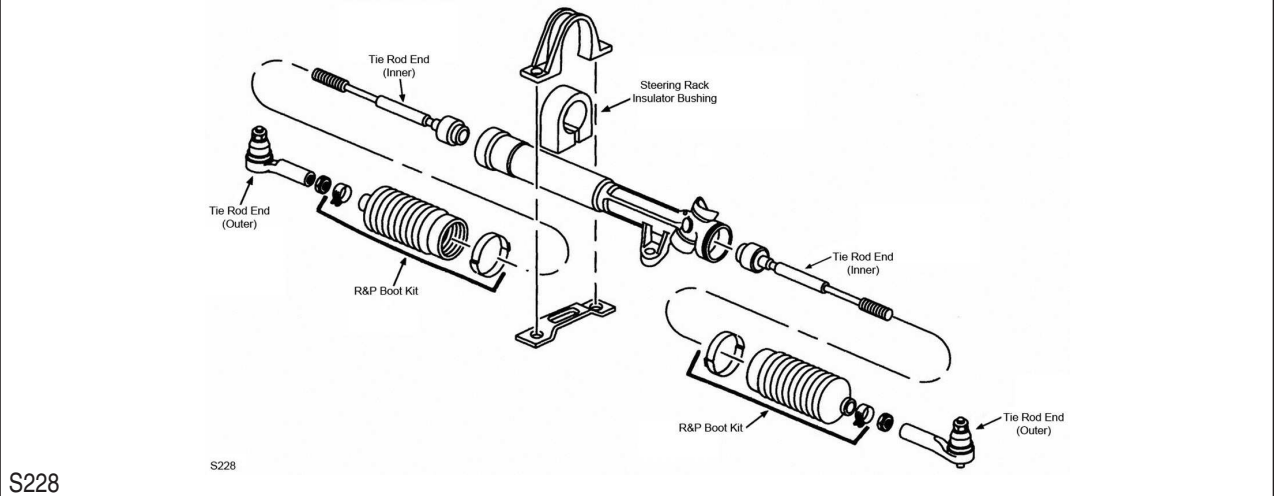
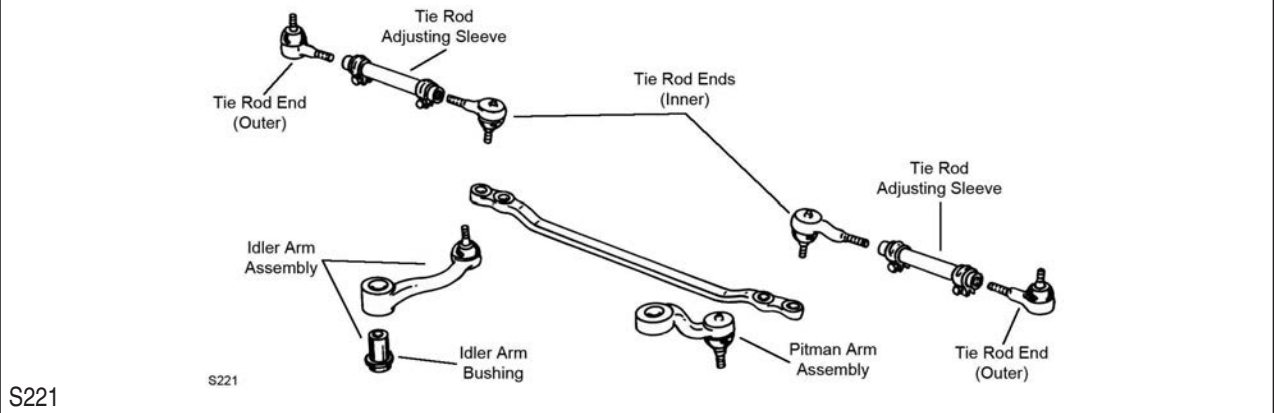
Year	Model/Application	Part	P/C Qty	Figure	
Ball Joint					
1989	Vehicles Built For Canadian Market, (Powdered Metal Gusher Brg. For Better Lubrication)	Upper	K772 ‡	2	F126
	Vehicles Built For Canadian Market, (Press In Type, Powdered Metal Gusher Brg. For Better Lubrication)	Lower	K7069 ‡	2	F126
1988-1985	(Full Ball Stud Provides 360 Degrees Of Smooth Rotation)	Lower	K7147 ‡	2	F173
1984-1978	(Powdered Metal Gusher Brg. For Better Lubrication)	Upper	K772 ‡	2	F126
	(Press In Type, Powdered Metal Gusher Brg. For Better Lubrication)	Lower	K7069 ‡	2	F126
Control Arm Bumper Bushing					
1989		Upper	K7293	2	F126
1984-1978		Upper	K7293	2	F126
Control Arm Bushing					
1989		Lower	K7097	2	F126
1988-1985		Lower	K7099	2	F173
1984-1978		Lower	K7097	2	F126
Control Arm Bushing Set					
1989	(Contains Front And Rear Bushings)	Upper	K7190 ‡	1	F126
	(Contains Front And Rear Bushings, Standard Design)	Upper	K7084	2	F126
1984-1978	(Contains Front And Rear Bushings)	Upper	K7190 ‡	1	F126
	(Contains Front And Rear Bushings, Standard Design)	Upper	K7084	2	F126
Control Arm with Ball Joint					
1988-1985	(R-Series)	Left Lower	RK621311	1	F173
	(R-Series)	Right Lower	RK621312	1	F173
Strut Bearing Spacer					
1988-1986	(Spacer)	Upper	K7378	2	F173

PLYMOUTH-Caravelle (Cont.)

FRONT SUSPENSION (Cont.)

Year	Model/Application	Part	P/C Qty	Figure	
Strut Bumper Bellows					
1988-1985	(Contains Bumper)	K90463	2	F173	
Strut Mount					
1988-1987	(Contains Bearing)	K7175	2	F173	
1986	From 1/2/86, (Contains Bearing)	K7175	2	F173	
1983	Vehicles Built For Canadian Market, (Contains Bearing, Contains Spacer)	K7150	2	F173	
Strut Rod Bushing					
1988-1984	(Improved Design) To Frame	K7098	1	F173	
Strut Rod Bushing Kit					
1988-1985	(Improved Design)	K7145	1	F173	
Strut Spring Seat					
1988-1987	(Spring Seat Only) (Spacer Plate Only)	Upper	K7333	2	F173
		Lower	K7338	2	F173
			K7377	2	F173
1986	From 1/2/86, (Spring Seat Only) From 1/2/86 From 1/2/86, (Spacer Plate Only)	Upper	K7333	2	F173
		Lower	K7338	2	F173
			K7377	2	F173
Sway Bar Bushing					
1989	1-1/8" Sway Bar Diameter, Vehicles Built For Canadian Market Vehicles Built For Canadian Market, Except 1-1/8" Sway Bar Diameter	To Frame	K7108	1	F126
		To Frame	K7092	1	F126
1988-1985	1" Sway Bar Diameter 1-1/16" Sway Bar Diameter 1-1/8" Sway Bar Diameter 1-1/8" Sway Bar Diameter 15/16" Sway Bar Diameter	To Frame	K7139	1	F173
		To Frame	K7222	1	F173
		To Arm	K7220	1	F173
		To Frame	K7223	1	F173
		To Frame	K7138	1	F173
1988-1984	1-1/16" Sway Bar Diameter	To Arm	K7219	1	F173
1986-1984	1" Sway Bar Diameter 15/16" Sway Bar Diameter	To Arm	K7143	1	F173
		To Arm	K7142	1	F173
1984	135(2.2L), 1" Sway Bar Diameter 135(2.2L), 1-1/16" Sway Bar Diameter 135(2.2L), 1-1/8" Sway Bar Diameter 135(2.2L), 15/16" Sway Bar Diameter 156(2.6L), 1" Sway Bar Diameter 156(2.6L), 1-1/16" Sway Bar Diameter 156(2.6L), 1-1/8" Sway Bar Diameter 156(2.6L), 15/16" Sway Bar Diameter	To Frame	K7139	1	F173
		To Frame	K7222	1	F173
		To Frame	K7223	1	F173
		To Frame	K7138	1	F173
		To Frame	K7139	1	F173
		To Frame	K7222	1	F173
		To Frame	K7223	1	F173
		To Frame	K7138	1	F173
1984-1983	318(5.2L), 1-1/8" Sway Bar Diameter 318(5.2L), Except 1-1/8" Sway Bar Diameter	To Frame	K7108	1	F126
		To Frame	K7092	1	F126
1983	225(3.7L), 1-1/8" Sway Bar Diameter 225(3.7L), Except 1-1/8" Sway Bar Diameter	To Frame	K7108	1	F126
		To Frame	K7092	1	F126
1982-1978	1-1/8" Sway Bar Diameter Except 1-1/8" Sway Bar Diameter	To Frame	K7108	1	F126
		To Frame	K7092	1	F126
Sway Bar Repair Kit					
1989	(Contains Sleeve) (Repair Sleeve Not Included)	K7087	2	F126	
		K7304	2	F126	
1984-1978	(Contains Sleeve) (Repair Sleeve Not Included)	K7087	2	F126	
		K7304	2	F126	
Wheel Hub Repair Kit					
1988-1984	(4 Stud Hub) (5 Stud Hub)	518501	2		
		518502	2		
1983		518500	2		

STEERING



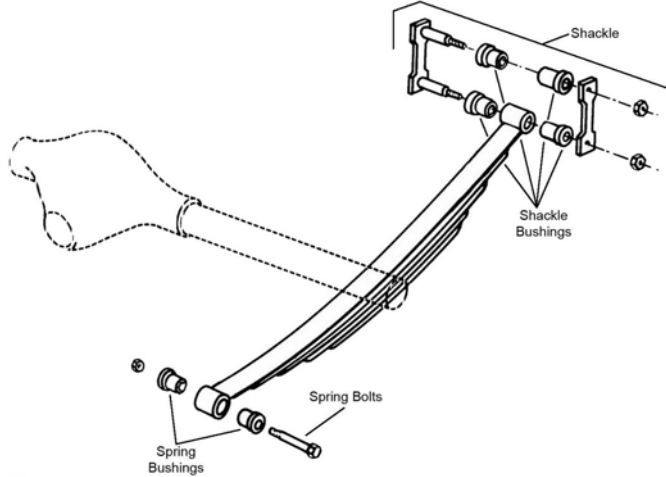
Year	Model/Application	Part	P/C Qty	Figure
Idler Arm				
1989	Except Police Or Taxi, (Powdered Metal Gusher Brg. For Better Lubrication)	K7086 ‡	1	S221
1984-1978	Except Police Or Taxi, (Powdered Metal Gusher Brg. For Better Lubrication)	K7086 ‡	1	S221
Pitman Arm				
1989	Vehicles Built For Canadian Market, Power Steering, (Greaseable Socket Reduces Corrosion/Wear)	K7101 ‡	1	S221
1984-1978	Power Steering, (Greaseable Socket Reduces Corrosion/Wear)	K7101 ‡	1	S221
1979-1978	Manual Steering, (Greaseable Socket Reduces Corrosion/Wear)	K7100 ‡	1	S221
Rack & Pinion Boot Kit				
1988-1987	(High Temperature)	K8441	2	S228
1986-1985	Saginaw Rack Marked 7841002	Left K6298	1	S228
	TRW Rack Marked 25-1, (High Temperature)	K8441	2	S228
	TRW Rack Marked 25-6, (High Temperature)	K8441	2	S228
Steering Rack Insulator Bushing				
1988-1985		K7113	1	S228
Tie Rod Adjusting Sleeve				
1989	Vehicles Built For Canadian Market, 11/16" Inside Diameter	ES440S	2	S221
	Vehicles Built For Canadian Market, 9/16" Inside Diameter	ES2016S	2	S221
1984-1980	11/16" Inside Diameter	ES440S	2	S221
1984-1978	9/16" Inside Diameter	ES2016S	2	S221
Tie Rod End				
1989	Vehicles Built For Canadian Market, 11/16" Diameter Rod, (Powdered Metal Gusher Brg. For Better Lubrication)	Outer ES352R ‡	2	S221
	Vehicles Built For Canadian Market, 11/16" Diameter Rod, (Powdered Metal Gusher Brg. For Better Lubrication)	Inner ES355RL ‡	2	S221
	Vehicles Built For Canadian Market, 9/16" Diameter Rod, (Right Hand Threads, Powdered Metal Gusher Brg. For Better Lubrication)	Outer ES401R ‡	2	S221
	Vehicles Built For Canadian Market, 9/16" Diameter Rod, (Left Hand Threads, Powdered Metal Gusher Brg. For Better Lubrication)	Inner ES401L ‡	2	S221
1988-1986	2 Piece Rack, TRW Design Rack And Pinion Gear, (Full Ball Stud Provides 360 Degrees Of Smooth Rotation)	Inner EV128 ‡	2	S228

PLYMOUTH-Caravelle (Cont.)

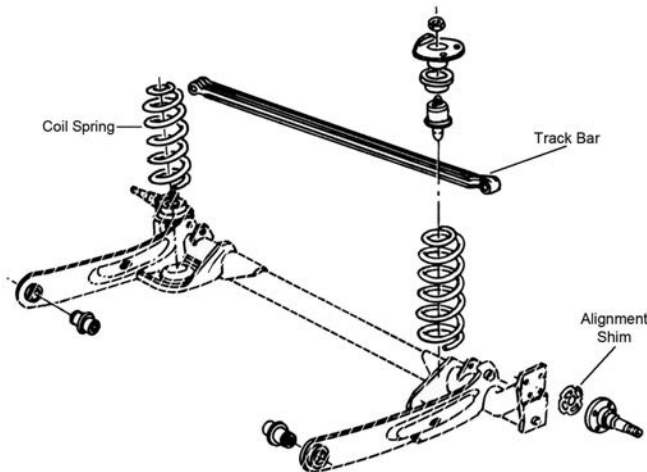
STEERING (Cont.)

Year	Model/Application	Part	P/C Qty	Figure
Tie Rod End				
1988-1985	(Powdered Metal Gusher Brg. For Better Lubrication) 1 Piece Rack, Saginaw Design Rack And Pinion Gear, (Full Ball Stud Provides 360 Degrees Of Smooth Rotation)	Outer	ES3008RL ‡	2 S228
		Inner	EV116 ‡	2 S228
1985	TRW Design Rack And Pinion Gear, (Full Ball Stud Provides 360 Degrees Of Smooth Rotation)	Inner	EV115 ‡	2 S228
1984-1980	11/16" Diameter Rod, (Powdered Metal Gusher Brg. For Better Lubrication) 11/16" Diameter Rod, (Powdered Metal Gusher Brg. For Better Lubrication)	Outer	ES352R ‡	2 S221
		Inner	ES355RL ‡	2 S221
1984-1978	9/16" Diameter Rod, (Right Hand Threads, Powdered Metal Gusher Brg. For Better Lubrication) 9/16" Diameter Rod, (Left Hand Threads, Powdered Metal Gusher Brg. For Better Lubrication)	Outer	ES401R ‡	2 S221
		Inner	ES401L ‡	2 S221

REAR SUSPENSION



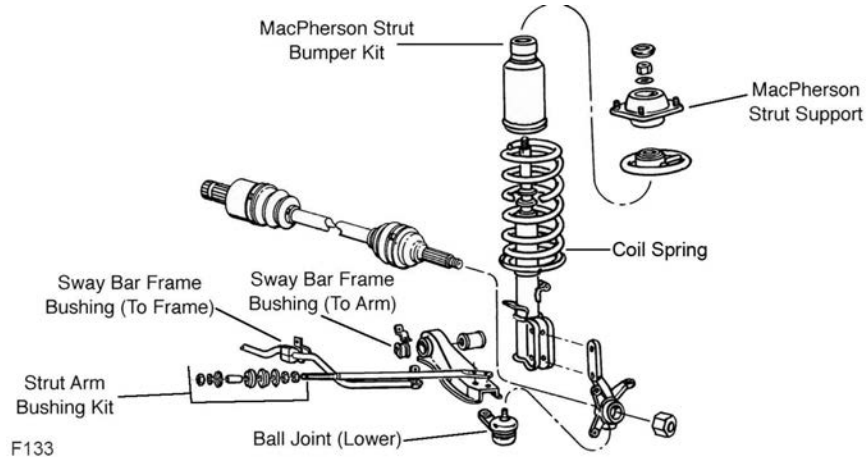
R309



R334

Year	Model/Application	Part	P/C Qty	Figure
Leaf Spring Bushing				
1989	Vehicles Built For Canadian Market	Fixed End	SB364	2 R309
1984-1978		Fixed End	SB364	2 R309
Leaf Spring Shackle Bushing				
1989	Vehicles Built For Canadian Market, (Split Type Bushing)		K7308	4 R309
1984-1978	(Split Type Bushing)		K7308	4 R309
Track Bar				
1988-1985	(Contains Bushings)		K7163	1 R334

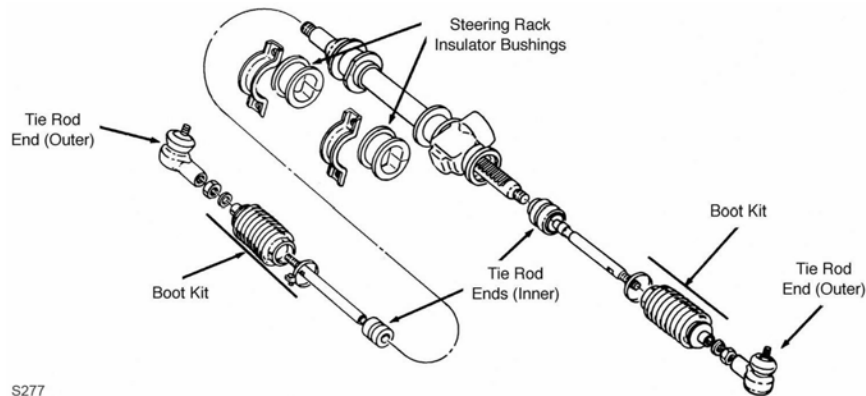
FRONT SUSPENSION



F133

Year	Model/Application	Part	P/C Qty	Figure
Ball Joint				
1982-1979		Left Lower Right Lower	1 1	F133 F133
Strut Bumper Bellows				
1982-1979	(OE Material For Strut Performance And Longevity, Contains Bumper)	K90462 ‡	2	F133
Strut Mount				
1982-1979	(Contains Bearing)	K9392	2	F133
Strut Rod Bushing				
1980-1979		K9520	1	F133
Sway Bar Bushing				
1982-1979		To Strut Rod K9401	1	F133

STEERING

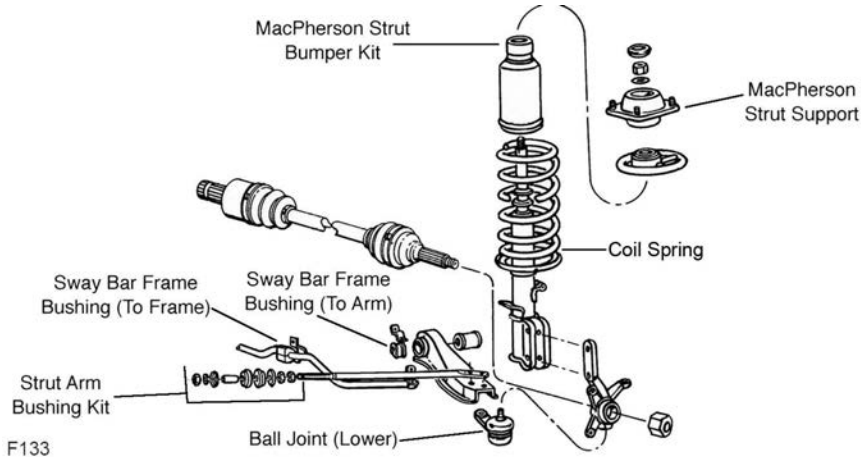


S277

Year	Model/Application	Part	P/C Qty	Figure	
Rack & Pinion Boot Kit					
1982-1979		K9310	2	S277	
Tie Rod End					
1982-1979	(Includes Sunloy-Coated Metal Bearing To Combine Durability With Smooth Stud Swing) (Full Ball Stud Provides 360 Degrees Of Smooth Rotation)	Outer Inner	ES2171R ‡ EV161 ‡	2 2	S277 S277

PLYMOUTH-Colt

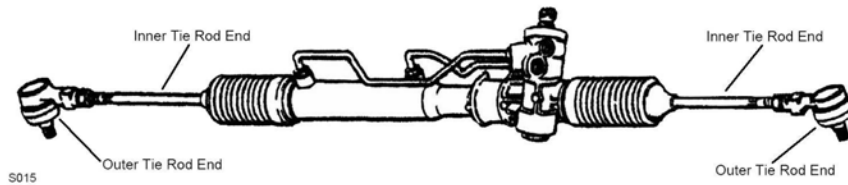
FRONT SUSPENSION



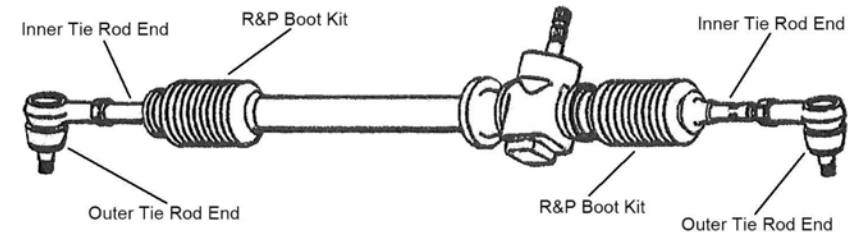
F133

Year	Model/Application	Part	P/C Qty	Figure
Ball Joint				
1990-1985	(Powdered Metal Gusher Brg. For Better Lubrication)	Lower	K9617 ‡	2
1984-1983		Left Lower	K9091	1 F133
		Right Lower	K9089	1 F133
Control Arm with Ball Joint				
1986-1985	(R-Series)	Left Lower	RK9435	1
	(R-Series)	Right Lower	RK620473	1
Strut Bumper Bellows				
1990	DL, 4 Dr. Station Wagon, (Contains Bumper)		K90463	2
1990-1989	Front Wheel Drive, (Replacement Type, Contains Bumper)		K90460	2
1988-1987	2 Dr. Hatchback, 4 Dr. Sedan, (Contains Bumper)		K90463	2
1986	Naturally Aspirated, 2 Dr. Hatchback, 4 Dr. Sedan, (Contains Bumper)		K90463	2
1985	Naturally Aspirated, 2 Dr. Hatchback, 4 Dr. Hatchback, 4 Dr. Sedan, (Contains Bumper)		K90463	2
1984	Naturally Aspirated, 2 Dr. Hatchback, 4 Dr. Hatchback, (OE Material For Strut Performance And Longevity, Contains Bumper)		K90462 ‡	2 F133
1983	Naturally Aspirated, (OE Material For Strut Performance And Longevity, Contains Bumper)		K90462 ‡	2 F133
1982-1981	Naturally Aspirated, (OE Material For Strut Performance And Longevity, Contains Bumper)		K90462 ‡	2
1980	Naturally Aspirated, 2 Dr. Hatchback, (OE Material For Strut Performance And Longevity, Contains Bumper)		K90462 ‡	2
1980-1976	(OE Material For Strut Performance And Longevity, Contains Bumper)		K90462 ‡	2
1979-1978	Naturally Aspirated, 4 Dr. Sedan, (OE Material For Strut Performance And Longevity, Contains Bumper)		K90462 ‡	2
Strut Mount				
1990-1989	2 Dr. Hatchback, 4 Dr. Sedan, (Contains Bearing)		K9708	2
1984-1983	(Contains Bearing)		K9392	2 F133
1982-1980	Naturally Aspirated, 2 Dr. Hatchback, (Contains Bearing)		K9392	2
1979-1977	Naturally Aspirated, 4 Dr. Sedan, (Contains Bearing)		K9392	2
Strut Rod Bushing				
1984	GTS		K9524	1 F133
Sway Bar Bushing				
1984	DL, E, GTS	To Strut Rod	K9401	1 F133
1983		To Strut Rod	K9401	1 F133
Sway Bar Link				
1990-1989	92(1.5L), 2 Dr. Hatchback, (Link With 1 Stud)		K9471	2
	98(1.6L), 2 Dr. Hatchback, (Powdered Metal Gusher Brg. For Better Lubrication)		K80186 ‡	2
Sway Bar Repair Kit				
1988-1985	5.5" Length, (Includes Polyurethane Bushings And Solid Metal Sleeve For Enhanced Performance. Barrel Nut Allows For Easier Installation.)		K700528 ‡	2

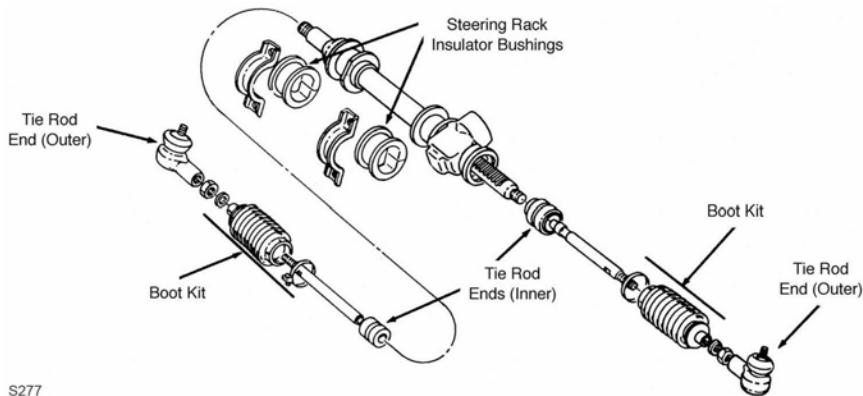
STEERING



S015



S016



S277

Year	Model/Application	Part	P/C Qty	Figure	
Rack & Pinion Boot Kit					
1990	DL, E, Manual Steering	Left	K9368	1	S016
	DL, E, Manual Steering	Right	K9370	1	S016
1990-1985	Power Steering, (Standard Design)		K9877	2	S015
1989	DL, GL, Manual Steering	Left	K9368	1	S016
	DL, GL, Manual Steering	Right	K9370	1	S016
1988-1986	2 Dr. Hatchback, 4 Dr. Sedan, Manual Steering	Left	K9368	1	S016
	2 Dr. Hatchback, 4 Dr. Sedan, Manual Steering	Right	K9370	1	S016
1988-1985	Manual Steering		K9326	2	S016
1987-1986	2 Dr. Hatchback, Power Steering, (High Temperature)		K9358	2	S015
1985	2 Dr. Hatchback, 4 Dr. Hatchback, Power Steering, (High Temperature)		K9358	2	S015
	2 Dr. Hatchback, 4 Dr. Hatchback, 4 Dr. Sedan, Manual Steering	Left	K9368	1	S016
	2 Dr. Hatchback, 4 Dr. Hatchback, 4 Dr. Sedan, Manual Steering	Right	K9370	1	S016
1984-1983	Manual Steering		K9310	2	S277
Tie Rod End					
1990	DL, E, Manual Steering	Inner	EV183	2	S016
1990-1989	2 Dr. Hatchback, (Full Ball Stud Provides 360 Degrees Of Smooth Rotation)	Inner	EV215 ‡	2	S015, S016
1989	DL, GL, Manual Steering	Inner	EV183	2	S016
1988-1987	Manual Steering	Inner	EV183	2	S016
	DL, E, GTS, (Powdered Metal Gusher Brg. For Better Lubrication)	Outer	ES2937RL ‡	2	S015, S016
1988-1985	Rack & Pinion Power, (Full Ball Stud Provides 360 Degrees Of Smooth Rotation)	Inner	EV196 ‡	2	S015, S016
1986	2 Dr. Hatchback, 4 Dr. Sedan, Manual Steering	Inner	EV183	2	S016
	DL, E, GTS, From 1/1/86, (Powdered Metal Gusher Brg. For Better Lubrication)	Outer	ES2937RL ‡	2	S015, S016
1985	Manual Steering	Inner	EV183	2	S016
1984-1983	(Includes Sunoloy-Coated Metal Bearing To Combine Durability With Smooth Stud Swing)	Outer	ES2171R ‡	2	S277
	(Full Ball Stud Provides 360 Degrees Of Smooth Rotation)	Inner	EV161 ‡	2	S277

PLYMOUTH-Colt (Cont.)

REAR SUSPENSION

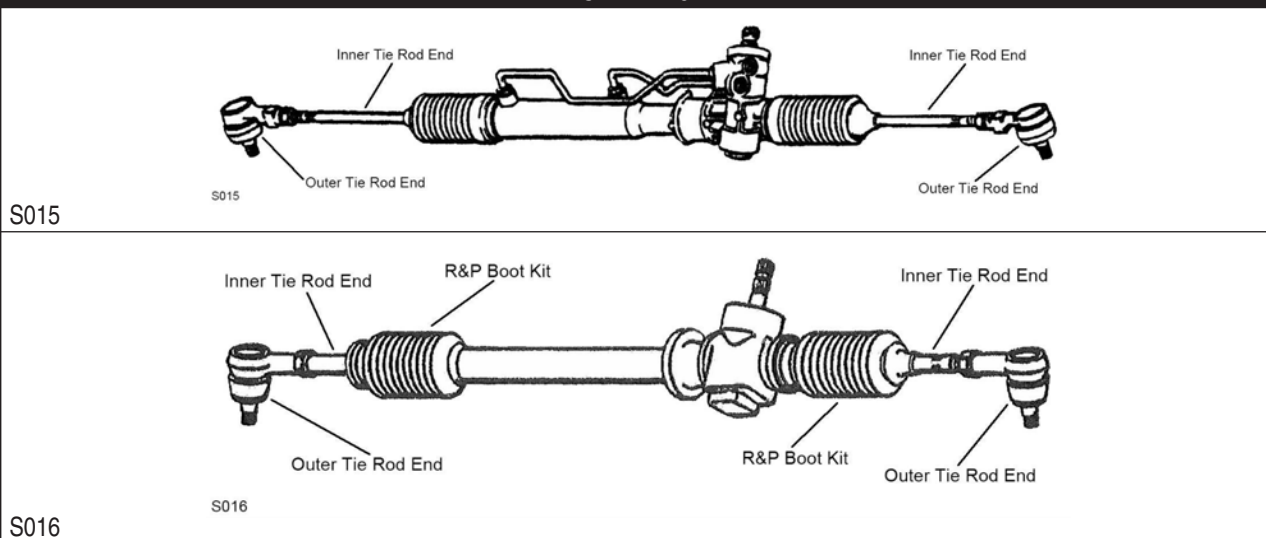
Year	Model/Application	Part	P/C Qty	Figure
Strut Bumper Bellows				
1990	2 Dr. Hatchback, 4 Dr. Hatchback, (Contains Bumper)	K90467	2	
1989	2 Dr. Hatchback, (Contains Bumper)	K90467	2	
Strut Mounting Kit				
1990-1989	2 Dr. Hatchback	K7226	2	
Sway Bar Repair Kit				
1990	E, Front Wheel Drive	K90097	2	
1989	GL, Front Wheel Drive	K90097	2	
1988-1985	GTS, Front Wheel Drive	K90097	2	

PLYMOUTH-Colt 100

FRONT SUSPENSION

Year	Model/Application	Part	P/C Qty	Figure
Ball Joint				
1990-1989	(Powdered Metal Gusher Brg. For Better Lubrication)	Lower K9617 ‡	2	
Strut Bumper Bellows				
1990-1989	(Replacement Type, Contains Bumper)	K90460	2	

STEERING



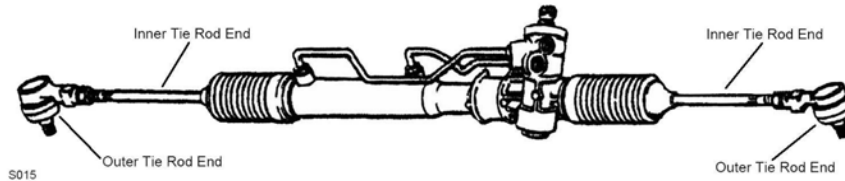
Year	Model/Application	Part	P/C Qty	Figure
Rack & Pinion Boot Kit				
1990-1989	Power Steering, (High Temperature)	K9358	2	S015
	Power Steering, (Standard Design)	K9877	2	S015
	DL, E, Manual Steering	Left K9368	1	S016
	DL, E, Manual Steering	Right K9370	1	S016
Tie Rod End				
1990-1989	Power Steering, (Full Ball Stud Provides 360 Degrees Of Smooth Rotation)	Inner EV196 ‡	2	S015
	DL, (Powdered Metal Gusher Brg. For Better Lubrication)	Outer ES2937RL ‡	2	S015, S016
	DL, E, LX, Manual Steering	Inner EV183	2	S016

REAR SUSPENSION

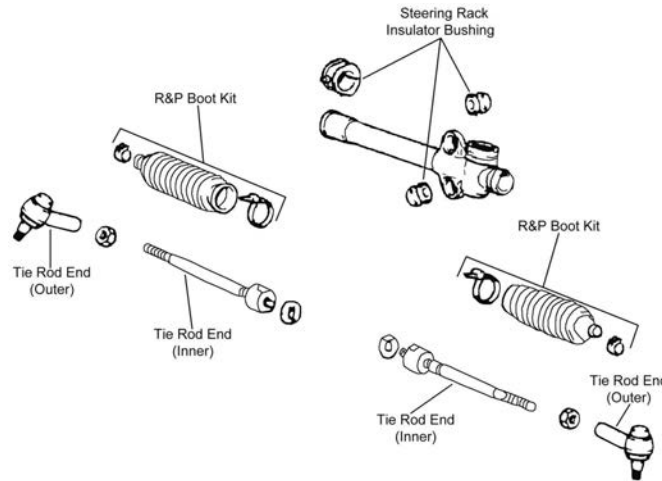
Year	Model/Application	Part	P/C Qty	Figure
Strut Bumper Bellows				
1990-1989	2 Dr. Hatchback, (Contains Bumper)	K90467	2	
Strut Mounting Kit				
1990-1989	2 Dr. Hatchback	Upper K7226	2	

FRONT SUSPENSION				
Year	Model/Application	Part	P/C Qty	Figure
Ball Joint				
1990-1989	(Powdered Metal Gusher Brg. For Better Lubrication)	Lower	K9617 ‡	2
Strut Bumper Bellows				
1990-1989	(Replacement Type, Contains Bumper)		K90460	2
Strut Mount				
1990-1989	(Contains Bearing)		K9708	2
Sway Bar Link				
1990-1989	92(1.5L), (Link With 1 Stud)		K9471	2
	98(1.6L), (Link With Sockets, Powdered Metal Gusher Brg. For Better Lubrication)		K80186 ‡	2
Sway Bar Repair Kit				
1990-1989	92(1.5L), (Bolts Not Included)		K7402	2

STEERING



S015



S342

Year	Model/Application	Part	P/C Qty	Figure
Rack & Pinion Boot Kit				
1990-1989	Manual Steering, (Standard Design)	Left	K9877	1
	Power Steering, (High Temperature)		K9358	2
	Power Steering, (Standard Design)		K9877	2
Tie Rod End				
1990	DL, E, (Powdered Metal Gusher Brg. For Better Lubrication)	Outer	ES2937RL ‡	2
1990-1989	(Full Ball Stud Provides 360 Degrees Of Smooth Rotation)	Inner	EV215 ‡	2
1989	DL, E, LX, (Powdered Metal Gusher Brg. For Better Lubrication)	Outer	ES2937RL ‡	2

REAR SUSPENSION

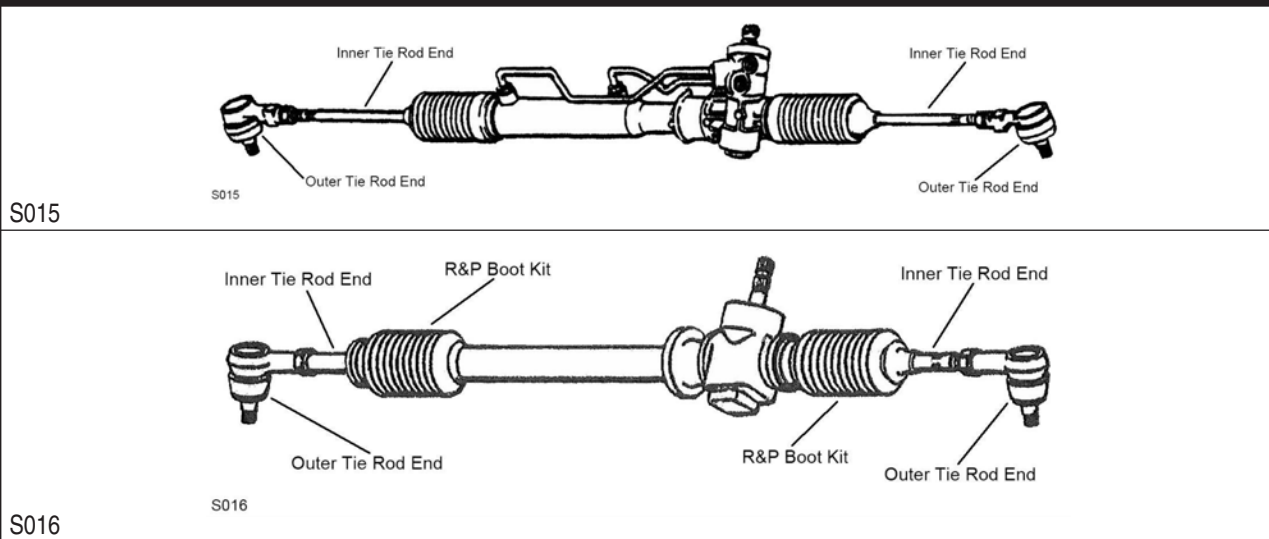
Year	Model/Application	Part	P/C Qty	Figure
Strut Bumper Bellows				
1990-1989	2 Dr. Hatchback, (Contains Bumper)		K90467	2
Strut Mounting Kit				
1990-1989			K7226	2

PLYMOUTH-Colt Premier

FRONT SUSPENSION

Year	Model/Application	Part	P/C Qty	Figure
Ball Joint				
1988-1985	(Powdered Metal Gusher Brg. For Better Lubrication)	Lower	K9617 ‡	2
Control Arm with Ball Joint				
1986-1985	(R-Series)	Left Lower	RK9435	1
	(R-Series)	Right Lower	RK620473	1
Strut Bumper Bellows				
1988-1987	4 Dr. Sedan, (Contains Bumper)		K90463	2
1986-1985	Naturally Aspirated, 4 Dr. Sedan, (Contains Bumper)		K90463	2
Sway Bar Repair Kit				
1988-1985	5.5" Length, (Includes Polyurethane Bushings And Solid Metal Sleeve For Enhanced Performance. Barrel Nut Allows For Easier Installation.)		K700528 ‡	2

STEERING



Year	Model/Application	Part	P/C Qty	Figure
Rack & Pinion Boot Kit				
1988	Power Steering, (High Temperature)		K9358	2 S015
1988-1985	Manual Steering		K9326	2 S016
	Power Steering, (Standard Design)		K9877	2 S015
	4 Dr. Sedan, Manual Steering	Left	K9368	1 S016
	4 Dr. Sedan, Manual Steering	Right	K9370	1 S016
Tie Rod End				
1988-1987	Manual Steering	Inner	EV183	2 S016
	High Line, (Powdered Metal Gusher Brg. For Better Lubrication)	Outer	ES2937RL ‡	2 S015, S016
1988-1985	Power Steering, (Full Ball Stud Provides 360 Degrees Of Smooth Rotation)	Inner	EV196 ‡	2 S015
1986	4 Dr. Sedan, Manual Steering	Inner	EV183	2 S016
	High Line, From 1/1/86, (Powdered Metal Gusher Brg. For Better Lubrication)	Outer	ES2937RL ‡	2 S015, S016
1985	Manual Steering	Inner	EV183	2 S016

PLYMOUTH-Colt Vista

FRONT SUSPENSION

Year	Model/Application	Part	P/C Qty	Figure
Ball Joint				
1990-1984	(Powdered Metal Gusher Brg. For Better Lubrication)	Lower	K9617 ‡	2
Control Arm with Ball Joint				
1986-1985	(R-Series)	Left Lower	RK9435	1
	(R-Series)	Right Lower	RK620473	1
Strut Bumper Bellows				
1990	Base Model, 4 Dr. Station Wagon, Front Wheel Drive, (OE Material For Strut Performance And Longevity, Contains Bumper)		K90462 ‡	2
1990-1989	Front Wheel Drive, (Replacement Type, Contains Bumper)		K90460	2
1988	Base Model, 4 Dr. Station Wagon, Front Wheel Drive, (OE Material For Strut Performance And Longevity, Contains Bumper)		K90462 ‡	2

(Cont.) Colt Vista-PLYMOUTH

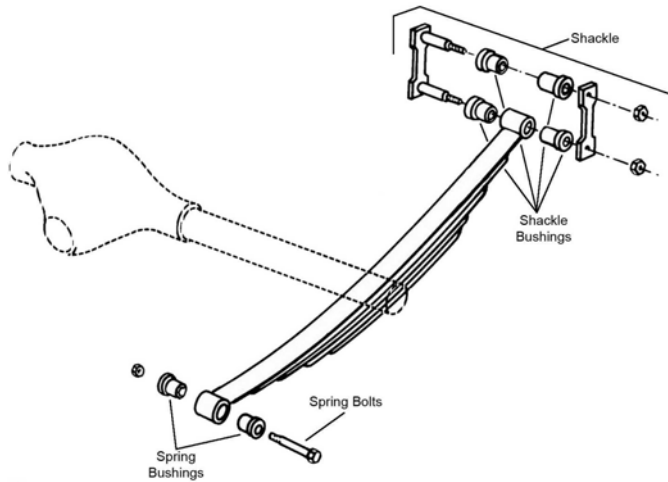
FRONT SUSPENSION (Cont.)				
Year	Model/Application	Part	P/C Qty	Figure
Strut Bumper Bellows				
1987-1985	4 Dr. Station Wagon, Front Wheel Drive, (OE Material For Strut Performance And Longevity, Contains Bumper)	K90462 ‡	2	
Strut Mount				
1990-1985	(Bearing Not Included)	K9849	2	
Strut Rod Bushing				
1990-1984		K9524	1	
Sway Bar Repair Kit				
1990-1985	Front Wheel Drive Center	K90098	2	
1988-1985	5.5" Length, (Includes Polyurethane Bushings And Solid Metal Sleeve For Enhanced Performance. Barrel Nut Allows For Easier Installation.)	K700528 ‡	2	
1984	Center	K90098	2	
STEERING				
Year	Model/Application	Part	P/C Qty	Figure
Rack & Pinion Boot Kit				
1990-1988	Power Steering, (High Temperature) Base Model, Front Wheel Drive, Manual Steering, (High Temperature) Left	K9358 K9358	2 1	
1990-1985	Power Steering, (Standard Design)	K9877	2	
1989-1984	Manual Steering Right	K9444	1	
1988	Base Model, Four Wheel Drive (4X4), Power Steering, (High Temperature)	K9358	2	
1987-1985	4 Dr. Station Wagon, Four Wheel Drive (4X4), Power Steering, (High Temperature)	K9358	2	
1987-1984	4 Dr. Station Wagon, Front Wheel Drive, Manual Steering, (High Temperature) Left	K9358	1	
1984	Power Steering	K9310	2	
Tie Rod End				
1990	Base Model, 4 Dr. Station Wagon, Front Wheel Drive, Manual Steering Inner	EV214	2	
1990-1985	Four Wheel Drive (4X4), (Full Ball Stud Provides 360 Degrees Of Smooth Rotation) Inner Front Wheel Drive, Rack & Pinion Power, (Full Ball Stud Provides 360 Degrees Of Smooth Rotation) Inner Base Model, Four Wheel Drive (4X4), (Powdered Metal Gusher Brg. For Better Lubrication) Outer	EV206 ‡ EV197 ‡ ES2347RL ‡	2 2 2	
1990-1984	Base Model, Front Wheel Drive, Manual Steering, (Powdered Metal Gusher Brg. For Better Lubrication) Outer	ES2347RL ‡	2	
1989-1984	Base Model, Front Wheel Drive, Power Steering, (Powdered Metal Gusher Brg. For Better Lubrication) Outer	ES2347RL ‡	2	
1988-1987	Manual Steering Inner Base Model, 4 Dr. Station Wagon, Front Wheel Drive, Manual Steering Inner	EV183 EV214	2 2	
1985	Manual Steering Inner	EV183	2	
1984	Rack & Pinion Power, (Full Ball Stud Provides 360 Degrees Of Smooth Rotation) Inner	EV197 ‡	2	
REAR SUSPENSION				
Year	Model/Application	Part	P/C Qty	Figure
Sway Bar Repair Kit				
1990-1985	Base Model, Front Wheel Drive	K90097	2	

Concord-PLYMOUTH

STEERING				
Year	Model/Application	Part	P/C Qty	Figure
Tie Rod End				
1952-1951	.688" - 18 Threads, 3.410" Length, (Includes Sunoloy-Coated Metal Bearing To Combine Durability With Smooth Stud Swing) Right Outer .688" - 18 Threads, 3.410" Length, (Includes Sunoloy-Coated Metal Bearing To Combine Durability With Smooth Stud Swing) Inner	ES158L ‡ ES158R ‡	1 2	

PLYMOUTH-Concord (Cont.)

REAR SUSPENSION

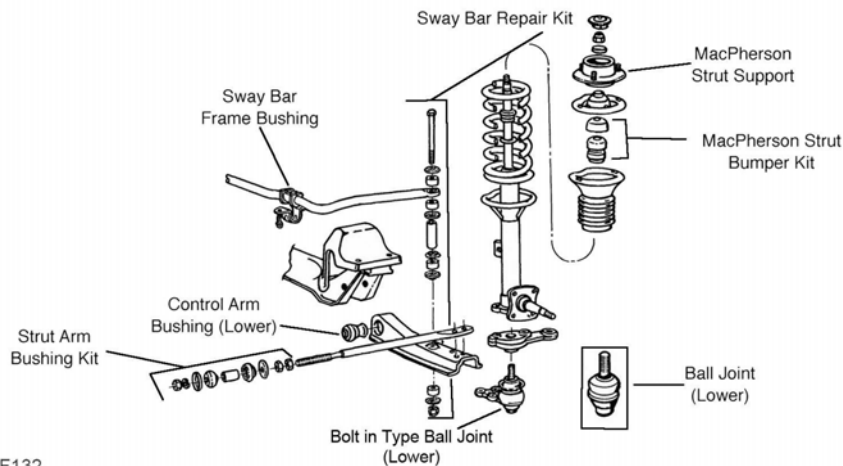


R309

Year	Model/Application	Part	P/C Qty	Figure
Leaf Spring Shackle Bushing				
1952-1951		K200917	8	R309

PLYMOUTH-Conquest

FRONT SUSPENSION



F132

Year	Model/Application	Part	P/C Qty	Figure
Strut Bumper Bellows				
1986-1984	(Contains Bumper)	K90461	2	F132
Strut Mount				
1987-1984	(Contains Bearing)	K9694	2	F132
Sway Bar Repair Kit				
1986-1984	(Contains Thermoplastic Bushing)	K90129 ‡	2	F132

STEERING

Year	Model/Application	Part	P/C Qty	Figure
Idler Arm Repair Kit				
1986-1984	(For OE Design Idler Arm Only)	K9100	1	
Tie Rod End				
1986	Intercooled Engine	Outer	ES3005RL	2
1986-1984	(Includes Sunoloy-Coated Metal Bearing To Combine Durability With Smooth Stud Swing) Except Intercooled Engine, (Includes Sunoloy-Coated Metal Bearing To Combine Durability With Smooth Stud Swing)	Left Inner	ES2197R ‡	1
		Outer	ES2194R ‡	2

(Cont.) Conquest-PLYMOUTH

REAR SUSPENSION				
Year	Model/Application	Part	P/C Qty	Figure
Strut Bumper Bellows				
1986-1984	(Contains Bumper)	K90461	2	
Strut Mount				
1987-1984	(Contains Bearing)	K9721	2	
Sway Bar Repair Kit				
1986-1984	(Heavy Duty Design) (Includes Polyurethane Bushings And Solid Metal Sleeve For Enhanced Performance. Barrel Nut Allows For Easier Installation.)	K90130 ‡ K700525 ‡	2 2	

Cranbrook-PLYMOUTH

STEERING				
Year	Model/Application	Part	P/C Qty	Figure
Tie Rod End				
1953-1951	.688" - 18 Threads, 3.410" Length, (Includes Sunoloy-Coated Metal Bearing To Combine Durability With Smooth Stud Swing) Right Outer	ES158L ‡	1	
	.688" - 18 Threads, 3.410" Length, (Includes Sunoloy-Coated Metal Bearing To Combine Durability With Smooth Stud Swing) Inner	ES158R ‡	2	

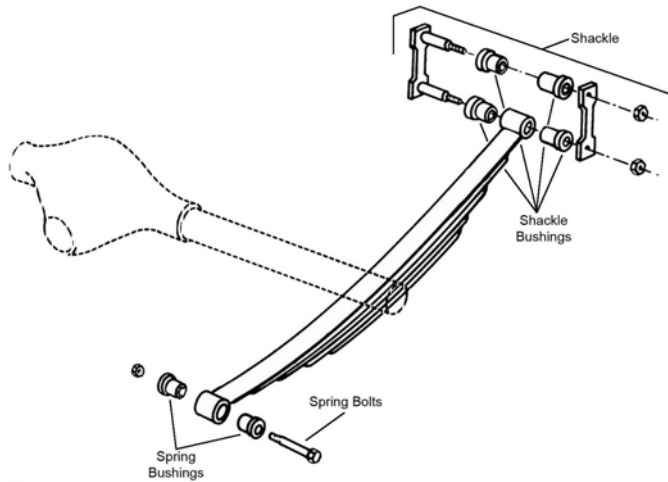
REAR SUSPENSION				
R309				
Year	Model/Application	Part	P/C Qty	Figure
Leaf Spring Shackle Bushing				
1952-1951		K200917	8	R309

Deluxe-PLYMOUTH

STEERING				
Year	Model/Application	Part	P/C Qty	Figure
Tie Rod End				
1950-1942	.688" - 18 Threads, 3.410" Length, (Includes Sunoloy-Coated Metal Bearing To Combine Durability With Smooth Stud Swing) Right Outer	ES158L ‡	1	
	.688" - 18 Threads, 3.410" Length, (Includes Sunoloy-Coated Metal Bearing To Combine Durability With Smooth Stud Swing) Inner	ES158R ‡	2	

PLYMOUTH-Deluxe (Cont.)

REAR SUSPENSION

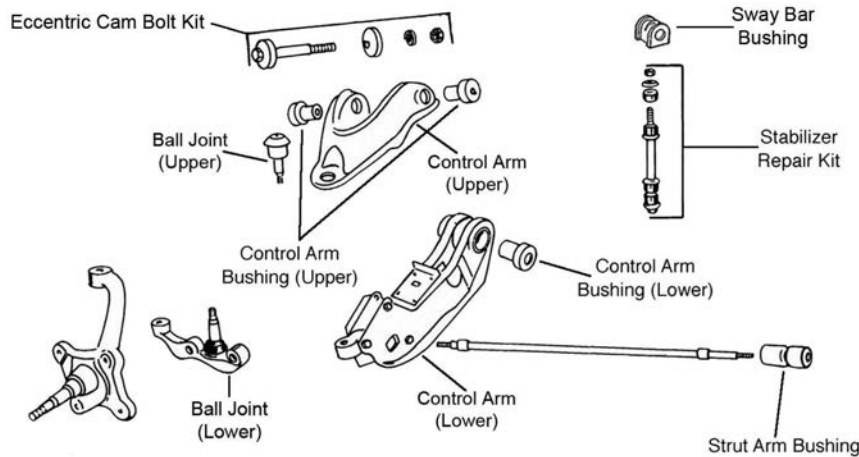


R309

Year	Model/Application	Part	P/C Qty	Figure
Leaf Spring Shackle Bushing				
1950-1941		K200917	8	R309

PLYMOUTH-Duster

FRONT SUSPENSION



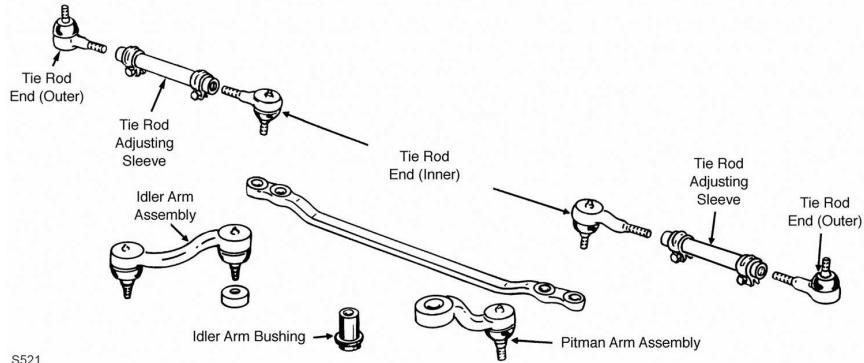
F124

Year	Model/Application	Part	P/C Qty	Figure
Ball Joint				
1976-1973	(Powdered Metal Gusher Brg. For Better Lubrication)	Upper	K772 ‡	2 F124
	(Powdered Metal Gusher Brg. For Better Lubrication)	Left Lower	K783 ‡	1 F124
	(Powdered Metal Gusher Brg. For Better Lubrication)	Right Lower	K781 ‡	1 F124
1972-1970	(Powdered Metal Gusher Brg. For Better Lubrication)	Upper	K704 ‡	2 F124
	Front Disc, (Powdered Metal Gusher Brg. For Better Lubrication)	Left Lower	K7023 ‡	1 F124
	Front Disc, (Powdered Metal Gusher Brg. For Better Lubrication)	Right Lower	K7021 ‡	1 F124
	Front Drum, (Powdered Metal Gusher Brg. For Better Lubrication)	Left Lower	K787 ‡	1 F124
	Front Drum, (Powdered Metal Gusher Brg. For Better Lubrication)	Right Lower	K785 ‡	1 F124
Control Arm Bumper Bushing				
1976-1970		Lower	K3180	2 F124
Control Arm Bushing				
1976-1970	(Optional, Eccentric Bushing, Provides Additional Positive(+) Camber Adjustment)	Upper	K7103	2 F124
	(Standard Design, Contains Front And Rear Bushings)	Upper	K408	1 F124
		Lower	K791	2 F124
Strut Rod Bushing Kit				
1976-1973	(Improved Design)		K7068	1 F124
1972-1970	(Improved Design)		K7040	1 F124

FRONT SUSPENSION (Cont.)

Year	Model/Application	Part	P/C Qty	Figure
Sway Bar Bushing				
1976-1973	15/16" Sway Bar Diameter To Frame	K5241	1	F124
Sway Bar Repair Kit				
1972-1970	(Heavy Duty Design) (Includes Polyurethane Bushings And Solid Metal Sleeve For Enhanced Performance. Barrel Nut Allows For Easier Installation.) (Standard Design)	K6629 ‡ K700535 ‡ K8266	2 2 2	F124 F124 F124

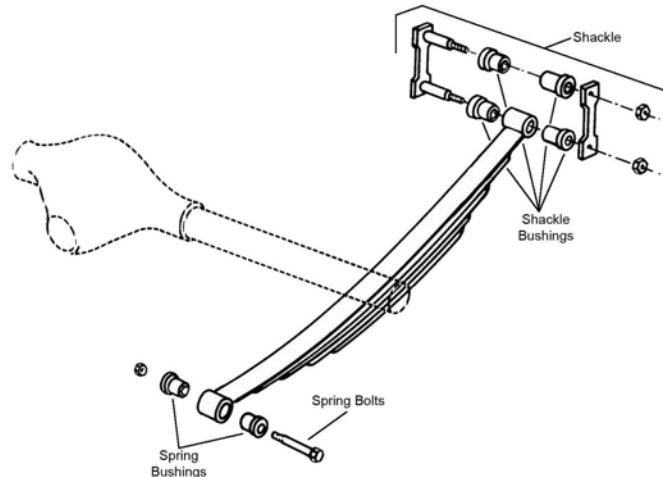
STEERING



S521

Year	Model/Application	Part	P/C Qty	Figure
Idler Arm				
1976-1973	Except Police Or Taxi, (Powdered Metal Gusher Brg. For Better Lubrication)	K7086 ‡	1	S521
1972-1970	(Powdered Metal Gusher Brg. For Better Lubrication)	K7042 ‡	1	S521
Idler Arm Bushing Kit				
1976-1973	(For OE Design Idler Arm Only)	K7046	1	S521
Pitman Arm				
1976-1973	Power Steering, (Greaseable Socket Reduces Corrosion/Wear)	K7076 ‡	1	S521
1975-1973	Manual Steering, (Greaseable Socket Reduces Corrosion/Wear)	K7075 ‡	1	S521
1972-1970	(Greaseable Socket Reduces Corrosion/Wear)	K7074 ‡	1	S521
Tie Rod Adjusting Sleeve				
1976-1970		ES319S	2	S521
Tie Rod End				
1976-1970	(Right Hand Threads, Powdered Metal Gusher Brg. For Better Lubrication) (Left Hand Threads, Powdered Metal Gusher Brg. For Better Lubrication)	Outer ES401R ‡ Inner ES401L ‡	2 2	S521 S521

REAR SUSPENSION



R309

Year	Model/Application	Part	P/C Qty	Figure
Leaf Spring Bolt Kit				
1973-1970	V8 Cyl Fixed End	K150236	2	R309

PLYMOUTH-Duster (Cont.)

REAR SUSPENSION (Cont.)

Year	Model/Application	Part	P/C Qty	Figure
Leaf Spring Bushing				
1976-1975	Fixed End	K200998	2	R309
Leaf Spring Shackle				
1976-1970		K150239	2	R309
Leaf Spring Shackle Bushing				
1976-1970		K7309	4	R309

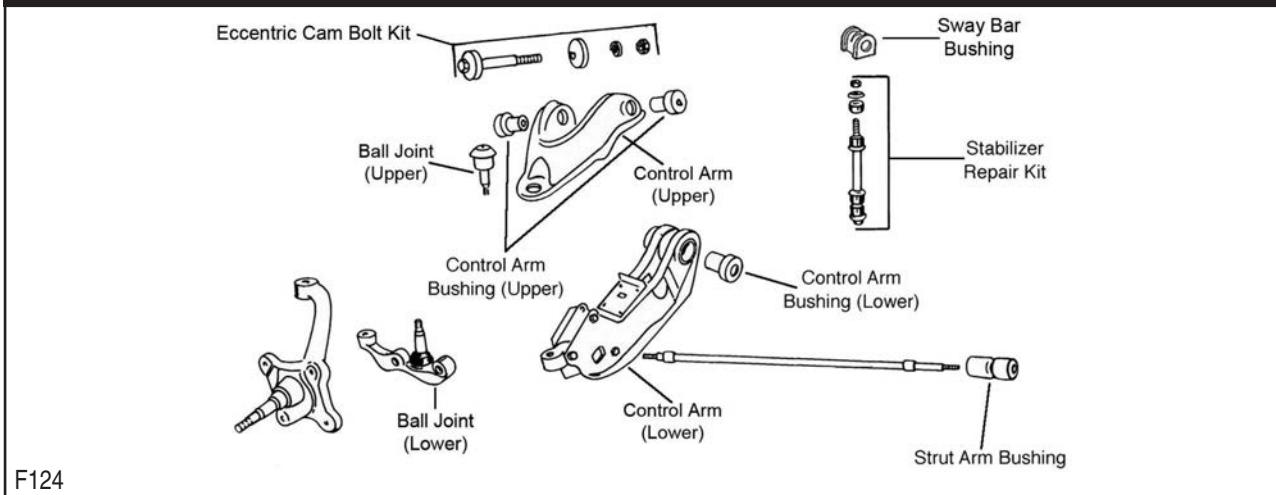
PLYMOUTH-Expo

FRONT SUSPENSION

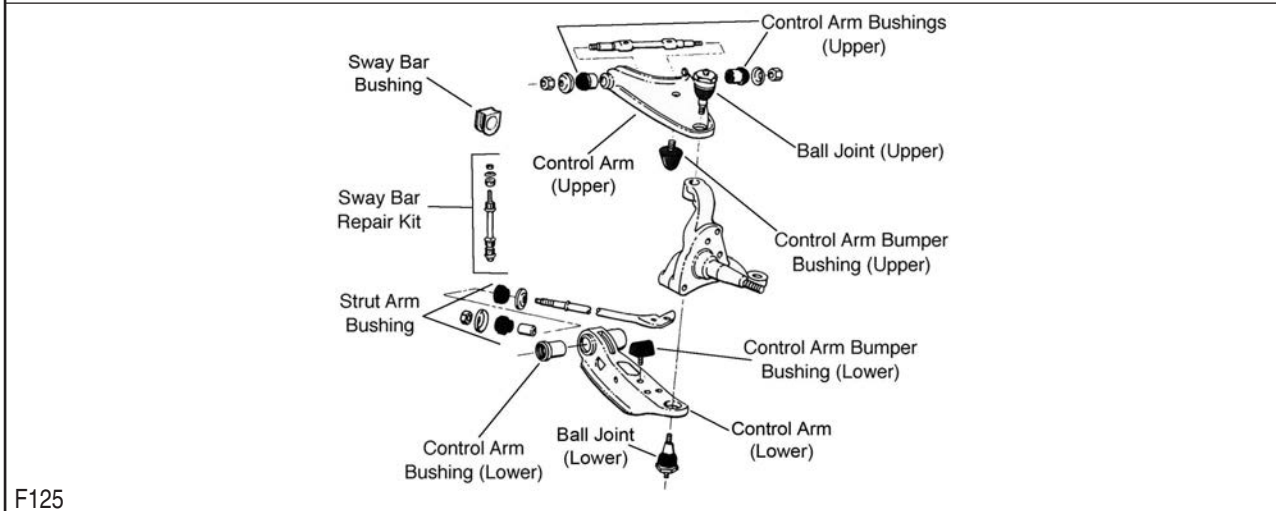
Year	Model/Application	Part	P/C Qty	Figure
Strut Bumper Bellows				
1989-1987	(Replacement Type, Contains Bumper)	K90460	2	
Strut Mount				
1989-1987	Vehicles Built For Canadian Market, (Contains Bearing, Contains Spacer)	K7179	2	
Wheel Hub Repair Kit				
1989-1987	(4 Stud Hub) (5 Stud Hub)	518501 518502	2 2	

PLYMOUTH-Fury

FRONT SUSPENSION



F124



F125

FRONT SUSPENSION (Cont.)					
Year	Model/Application	Part	P/C Qty	Figure	
Fury					
Ball Joint					
1978-1975	(Powdered Metal Gusher Brg. For Better Lubrication) (Press In Type, Powdered Metal Gusher Brg. For Better Lubrication)	Upper Lower	K772 ‡ K7069 ‡	2 2	F125 F125
1964-1962	(Powdered Metal Gusher Brg. For Better Lubrication) (Powdered Metal Gusher Brg. For Better Lubrication)	Left Lower Right Lower	K783 ‡ K781 ‡	1 1	F124 F124
1964-1959	(Powdered Metal Gusher Brg. For Better Lubrication)	Upper	K772 ‡	2	F124, F125
1961-1959	(Threaded Type, Powdered Metal Gusher Brg. For Better Lubrication)	Lower	K719 ‡	2	F125
Control Arm Bumper Bushing					
1978-1975		Upper	K7293	2	F125
Control Arm Bushing					
1978-1975	(Contains Front And Rear Bushings)	Upper Lower	K7058 K7059	2 2	F125 F125
1964-1962	(Contains Front And Rear Bushings) (Optional, Eccentric Bushing, Provides Additional Positive(+) Camber Adjustment)	Upper Upper Lower	K408 K7103 K791	1 2 2	F124 F124 F124
1961-1959	(Contains Front And Rear Bushings)	Upper	K325	1	F125
Strut Rod Bushing					
1964-1959			K7039	1	F124, F125
Sway Bar Bushing					
1978-1975		To Frame To Strut Rod	K7062 K7064	1 1	F125 F125
Fury Custom					
Ball Joint					
1971	(Powdered Metal Gusher Brg. For Better Lubrication)	Upper	K772 ‡	2	F124
Control Arm Bumper Bushing					
1971		Upper	K7293	2	F124
Control Arm Bushing					
1971	(Optional, Eccentric Bushing, Provides Additional Positive(+) Camber Adjustment, High Quality Elastomer For Durability And Performance)	Upper Lower	K7104 ‡ K7007	2 2	F124 F124
Control Arm Bushing Set					
1971	(Contains Front And Rear Bushings, Standard Design)	Upper	K7006	2	F124, F125
Strut Rod Bushing Kit					
1971	(Standard Design)		K7019A	1	
Sway Bar Bushing					
1971		To Frame	K7061	1	F124
Fury Grand Coupe					
Ball Joint					
1972	(Powdered Metal Gusher Brg. For Better Lubrication)	Upper	K772 ‡	2	F124
1970	(Powdered Metal Gusher Brg. For Better Lubrication)	Upper	K772 ‡	2	F124
Control Arm Bumper Bushing					
1972		Upper	K7293	2	F124
Control Arm Bushing					
1972	(Optional, Eccentric Bushing, Provides Additional Positive(+) Camber Adjustment, High Quality Elastomer For Durability And Performance)	Upper Lower	K7104 ‡ K7007	2 2	F124 F124
1970	(Optional, Eccentric Bushing, Provides Additional Positive(+) Camber Adjustment, High Quality Elastomer For Durability And Performance)	Upper Lower	K7104 ‡ K7007	2 2	F124 F124
Control Arm Bushing Set					
1972	(Contains Front And Rear Bushings, Standard Design)	Upper	K7006	2	F124, F125
1970	(Contains Front And Rear Bushings, Standard Design)	Upper	K7006	2	F124, F125
Strut Rod Bushing Kit					
1972	(Standard Design)		K7019A	1	
1970	(Standard Design)		K7019A	1	
Sway Bar Bushing					
1972		To Frame	K7061	1	F124
1970		To Frame	K7061	1	F124

PLYMOUTH-Fury (Cont.)

FRONT SUSPENSION (Cont.)

Year	Model/Application	Part	P/C Qty	Figure
Fury Grand Sedan				
Ball Joint				
1972	(Powdered Metal Gusher Brg. For Better Lubrication)	Upper	K772 ‡	2 F124
Control Arm Bumper Bushing				
1972		Upper	K7293	2 F124
Control Arm Bushing				
1972	(Optional, Eccentric Bushing, Provides Additional Positive(+) Camber Adjustment, High Quality Elastomer For Durability And Performance)	Upper Lower	K7104 ‡ K7007	2 2 F124 F124
Control Arm Bushing Set				
1972	(Contains Front And Rear Bushings, Standard Design)	Upper	K7006	2 F124, F125
Strut Rod Bushing Kit				
1972	(Standard Design)		K7019A	1
Sway Bar Bushing				
1972		To Frame	K7061	1 F124
Fury I				
Ball Joint				
1974	(Powdered Metal Gusher Brg. For Better Lubrication)	Upper	K778 ‡	2 F125
	(Powdered Metal Gusher Brg. For Better Lubrication)	Lower	K7025 ‡	2 F125
1973-1965	(Powdered Metal Gusher Brg. For Better Lubrication)	Upper	K772 ‡	2 F124
Control Arm Bumper Bushing				
1974		Upper	K7293	2 F125
1973-1971		Upper	K7293	2 F124
Control Arm Bushing				
1974-1965	(Optional, Eccentric Bushing, Provides Additional Positive(+) Camber Adjustment, High Quality Elastomer For Durability And Performance)	Upper Lower	K7104 ‡ K7007	2 2 F124, F125 F124, F125
Control Arm Bushing Set				
1971	(Contains Front And Rear Bushings, Standard Design)	Upper	K7006	2 F124, F125
1967	(Contains Front And Rear Bushings, Standard Design)	Upper	K7006	2 F124, F125
Strut Rod Bushing Kit				
1973-1967	(Standard Design)		K7019A	1
Sway Bar Bushing				
1972-1965		To Strut Rod	K7064	1 F124
1971		To Frame	K7061	1 F124
1967		To Frame	K7061	1 F124
Fury II				
Ball Joint				
1974	(Powdered Metal Gusher Brg. For Better Lubrication)	Upper	K778 ‡	2 F125
	(Powdered Metal Gusher Brg. For Better Lubrication)	Lower	K7025 ‡	2 F125
1973-1965	(Powdered Metal Gusher Brg. For Better Lubrication)	Upper	K772 ‡	2 F124
Control Arm Bumper Bushing				
1974		Upper	K7293	2 F125
1973-1971		Upper	K7293	2 F124
Control Arm Bushing				
1974-1965	(Optional, Eccentric Bushing, Provides Additional Positive(+) Camber Adjustment, High Quality Elastomer For Durability And Performance)	Upper Lower	K7104 ‡ K7007	2 2 F124, F125 F124, F125
Control Arm Bushing Set				
1970-1969	(Contains Front And Rear Bushings, Standard Design)	Upper	K7006	2 F124, F125
1967-1965	(Contains Front And Rear Bushings, Standard Design)	Upper	K7006	2 F124, F125
Strut Rod Bushing Kit				
1973-1965	(Standard Design)		K7019A	1
Sway Bar Bushing				
1972-1965		To Strut Rod	K7064	1 F124
1970-1969		To Frame	K7061	1 F124
1967-1965		To Frame	K7061	1 F124

FRONT SUSPENSION (Cont.)					
Year	Model/Application	Part	P/C Qty	Figure	
Fury III					
Ball Joint					
1974	(Powdered Metal Gusher Brg. For Better Lubrication)	Upper	K778 ‡	2	F125
1973-1965	(Powdered Metal Gusher Brg. For Better Lubrication)	Upper	K772 ‡	2	F124
Control Arm Bumper Bushing					
1974		Upper	K7293	2	F125
1973-1971		Upper	K7293	2	F124
Control Arm Bushing					
1974-1965	(Optional, Eccentric Bushing, Provides Additional Positive(+) Camber Adjustment, High Quality Elastomer For Durability And Performance)	Upper Lower	K7104 ‡ K7007	2 2	F124, F125 F124, F125
Control Arm Bushing Set					
1967-1965	(Contains Front And Rear Bushings, Standard Design)	Upper	K7006	2	F124, F125
Strut Rod Bushing Kit					
1973-1965	(Standard Design)		K7019A	1	
Sway Bar Bushing					
1972-1965		To Strut Rod	K7064	1	F124
1967-1965		To Frame	K7061	1	F124
STEERING					
S221					
Year	Model/Application	Part	P/C Qty	Figure	
Fury					
Idler Arm					
1978-1975	(Powdered Metal Gusher Brg. For Better Lubrication)		K7066 ‡	1	S221
1964-1962	(Powdered Metal Gusher Brg. For Better Lubrication)		K779 ‡	1	S221
Pitman Arm					
1978-1975	Power Steering, (Greaseable Socket Reduces Corrosion/Wear)		K7076 ‡	1	S221
Tie Rod Adjusting Sleeve					
1978-1975			ES430S	2	S221
1964-1962			ES319S	2	S221
1961-1959			ES2004S	2	S221
Tie Rod End					
1978-1975	(Right Hand Threads, Powdered Metal Gusher Brg. For Better Lubrication) (Left Hand Threads, Powdered Metal Gusher Brg. For Better Lubrication)	Outer Inner	ES401R ‡ ES401L ‡	2 2	S221 S221
1964-1962	(Powdered Metal Gusher Brg. For Better Lubrication) (Powdered Metal Gusher Brg. For Better Lubrication)	Outer Inner	ES319R ‡ ES319L ‡	2 2	S221 S221
Fury Custom					
Idler Arm					
1971	(Powdered Metal Gusher Brg. For Better Lubrication)		K7014 ‡	1	S221
Idler Arm Bushing Kit					
1971	(For OE Design Idler Arm Only)	Support End	K7046	1	S221
Tie Rod End					
1971	(Powdered Metal Gusher Brg. For Better Lubrication) (Powdered Metal Gusher Brg. For Better Lubrication)	Outer Inner	ES352R ‡ ES355RL ‡	2 2	S221 S221

PLYMOUTH-Fury (Cont.)

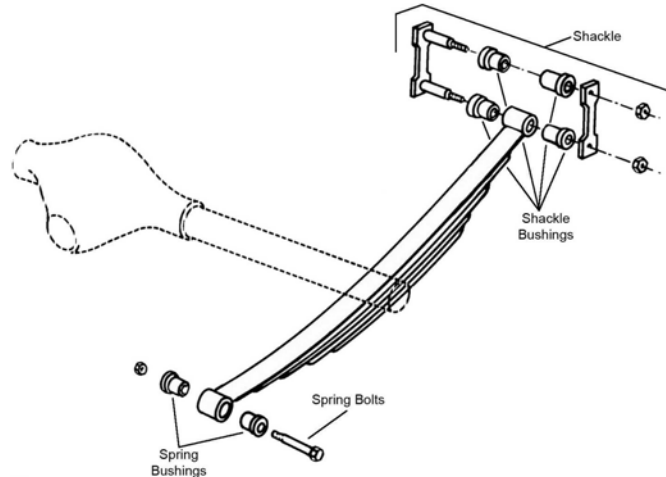
STEERING (Cont.)

Year	Model/Application	Part	P/C Qty	Figure
Fury Grand Coupe				
Idler Arm				
1972	(Powdered Metal Gusher Brg. For Better Lubrication)	K7014 ‡	1	S221
1970	(Powdered Metal Gusher Brg. For Better Lubrication)	K7014 ‡	1	S221
Idler Arm Bushing Kit				
1972	(For OE Design Idler Arm Only)	Support End K7046	1	S221
1970	(For OE Design Idler Arm Only)	Support End K7046	1	S221
Tie Rod End				
1972	(Powdered Metal Gusher Brg. For Better Lubrication)	Outer ES352R ‡	2	S221
	(Powdered Metal Gusher Brg. For Better Lubrication)	Inner ES355RL ‡	2	S221
1970	(Powdered Metal Gusher Brg. For Better Lubrication)	Outer ES352R ‡	2	S221
	(Powdered Metal Gusher Brg. For Better Lubrication)	Inner ES355RL ‡	2	S221
Fury Grand Sedan				
Idler Arm				
1972	(Powdered Metal Gusher Brg. For Better Lubrication)	K7014 ‡	1	S221
Idler Arm Bushing Kit				
1972	(For OE Design Idler Arm Only)	Support End K7046	1	S221
Tie Rod End				
1972	(Powdered Metal Gusher Brg. For Better Lubrication)	Outer ES352R ‡	2	S221
	(Powdered Metal Gusher Brg. For Better Lubrication)	Inner ES355RL ‡	2	S221
Fury I				
Idler Arm				
1974	(Powdered Metal Gusher Brg. For Better Lubrication)	K7073 ‡	1	S221
1973-1965	(Powdered Metal Gusher Brg. For Better Lubrication)	K7014 ‡	1	S221
Idler Arm Bushing Kit				
1974-1969	(For OE Design Idler Arm Only)	Support End K7046	1	S221
1968	From 4/1/68, (For OE Design Idler Arm Only)	Support End K7046	1	S221
Tie Rod Adjusting Sleeve				
1974		ES440S	2	S221
1965	4.72" Length	ES2004S	2	S221
Tie Rod End				
1974-1966	(Powdered Metal Gusher Brg. For Better Lubrication)	Outer ES352R ‡	2	S221
	(Powdered Metal Gusher Brg. For Better Lubrication)	Inner ES355RL ‡	2	S221
1965	5.00" Length, (Powdered Metal Gusher Brg. For Better Lubrication)	Outer ES352R ‡	2	S221
	5.00" Length, (Powdered Metal Gusher Brg. For Better Lubrication)	Inner ES355RL ‡	2	S221
Fury II				
Idler Arm				
1974	(Powdered Metal Gusher Brg. For Better Lubrication)	K7073 ‡	1	S221
1973-1965	(Powdered Metal Gusher Brg. For Better Lubrication)	K7014 ‡	1	S221
Idler Arm Bushing Kit				
1974-1969	(For OE Design Idler Arm Only)	Support End K7046	1	S221
1968	From 4/1/68, (For OE Design Idler Arm Only)	Support End K7046	1	S221
Tie Rod Adjusting Sleeve				
1974		ES440S	2	S221
1965	4.72" Length	ES2004S	2	S221
Tie Rod End				
1974-1966	(Powdered Metal Gusher Brg. For Better Lubrication)	Outer ES352R ‡	2	S221
	(Powdered Metal Gusher Brg. For Better Lubrication)	Inner ES355RL ‡	2	S221
1965	5.00" Length, (Powdered Metal Gusher Brg. For Better Lubrication)	Outer ES352R ‡	2	S221
	5.00" Length, (Powdered Metal Gusher Brg. For Better Lubrication)	Inner ES355RL ‡	2	S221
Fury III				
Idler Arm				
1974	(Powdered Metal Gusher Brg. For Better Lubrication)	K7073 ‡	1	S221
1973-1965	(Powdered Metal Gusher Brg. For Better Lubrication)	K7014 ‡	1	S221
Idler Arm Bushing Kit				
1974-1969	(For OE Design Idler Arm Only)	Support End K7046	1	S221
1968	From 4/1/68, (For OE Design Idler Arm Only)	Support End K7046	1	S221

STEERING (Cont.)

Year	Model/Application	Part	P/C Qty	Figure	
Fury III					
Tie Rod Adjusting Sleeve					
1974		ES440S	2	S221	
1965	4.72" Length	ES2004S	2	S221	
Tie Rod End					
1974-1966	(Powdered Metal Gusher Brg. For Better Lubrication) (Powdered Metal Gusher Brg. For Better Lubrication)	Outer Inner	ES352R ‡ ES355RL ‡	2 2	S221 S221
1965	5.00" Length, (Powdered Metal Gusher Brg. For Better Lubrication) 5.00" Length, (Powdered Metal Gusher Brg. For Better Lubrication)	Outer Inner	ES352R ‡ ES355RL ‡	2 2	S221 S221

REAR SUSPENSION



Year	Model/Application	Part	P/C Qty	Figure	
Fury					
Leaf Spring Bolt					
1959		K150193	2	R309	
Leaf Spring Bolt Kit					
1964-1960		K150236	2	R309	
Leaf Spring Bushing					
1978-1975	2 Dr. Hardtop, 4 Dr. Sedan 4 Dr. Station Wagon, 6 Passenger 4 Dr. Station Wagon, 9 Passenger	Fixed End Fixed End Fixed End	SB364 SB364 K200998	2 2 2	R309 R309 R309
Leaf Spring Shackle Bushing					
1978-1975	(Split Type Bushing)		K7308	4	R309
1964-1959	(Split Type Bushing)		K7308	4	R309
Fury Custom					
Leaf Spring Bolt Kit					
1971		K150236	2	R309	
Leaf Spring Shackle Bushing					
1971	(Split Type Bushing)		K7308	4	R309
Fury Grand Coupe					
Leaf Spring Bolt Kit					
1972		K150236	2	R309	
1970		K150236	2	R309	
Leaf Spring Shackle Bushing					
1972	(Split Type Bushing)		K7308	4	R309
1970	(Split Type Bushing)		K7308	4	R309
Fury Grand Sedan					
Leaf Spring Bolt Kit					
1972		K150236	2	R309	
Leaf Spring Shackle Bushing					
1972	(Split Type Bushing)		K7308	4	R309

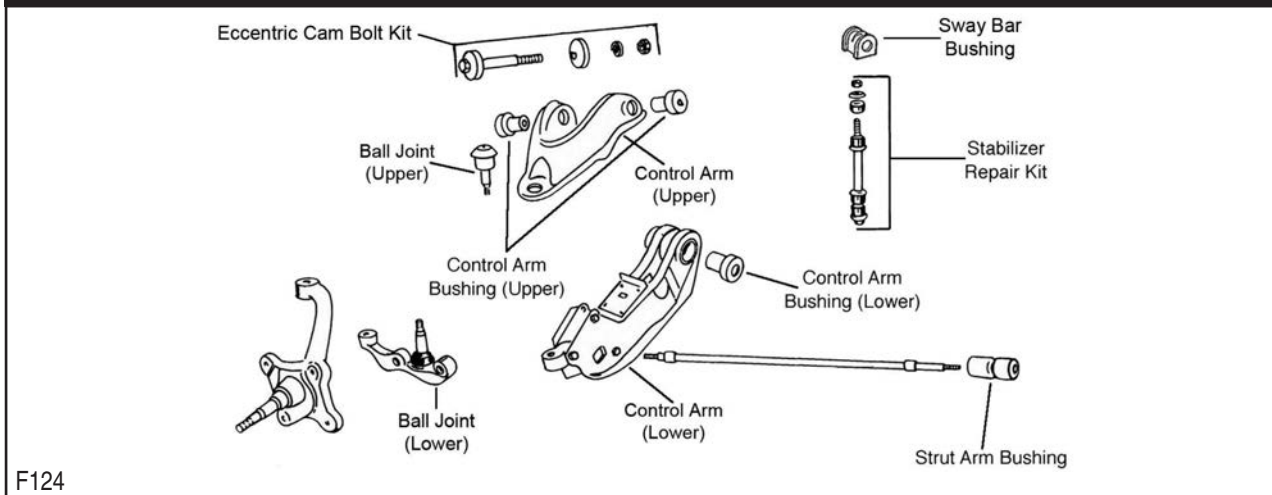
PLYMOUTH-Fury (Cont.)

REAR SUSPENSION (Cont.)

Year	Model/Application	Part	P/C Qty	Figure	
Fury I					
Leaf Spring Bolt Kit					
1973-1965		K150236	2	R309	
Leaf Spring Bushing					
1974	Fixed End	SB364	2	R309	
Leaf Spring Shackle Bushing					
1974-1965	(Split Type Bushing)	K7308	4	R309	
Fury II					
Leaf Spring Bolt Kit					
1973-1965		K150236	2	R309	
Leaf Spring Bushing					
1974	2 Dr. Hardtop, 2 Dr. Sedan, 4 Dr. Hardtop, 4 Dr. Sedan 4 Dr. Station Wagon, 9 Passenger	Fixed End Fixed End	SB364 K200998	2 2	R309 R309
Leaf Spring Shackle Bushing					
1974-1965	(Split Type Bushing)	K7308	4	R309	
Fury III					
Leaf Spring Bolt Kit					
1973-1965		K150236	2	R309	
Leaf Spring Bushing					
1974	2 Dr. Hardtop, 2 Dr. Sedan, 4 Dr. Hardtop, 4 Dr. Sedan 4 Dr. Station Wagon, 9 Passenger	Fixed End Fixed End	SB364 K200998	2 2	R309 R309
Leaf Spring Shackle Bushing					
1974-1965	(Split Type Bushing)	K7308	4	R309	

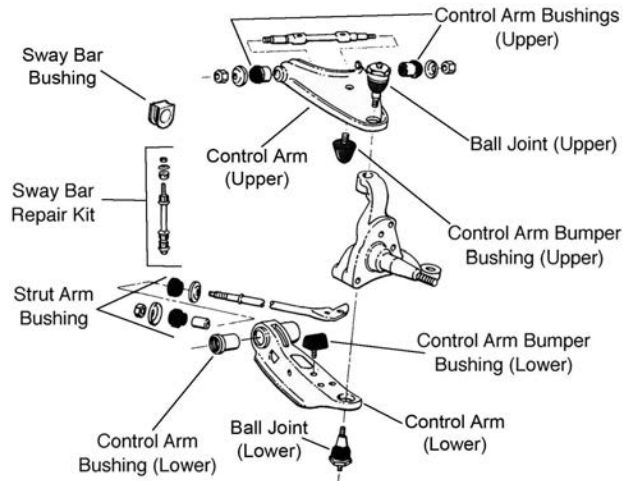
PLYMOUTH-Gran Fury

FRONT SUSPENSION

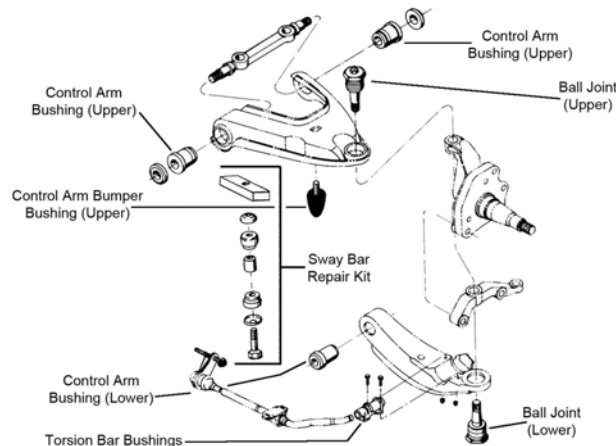


F124

FRONT SUSPENSION (Cont.)



F125



F126

F126

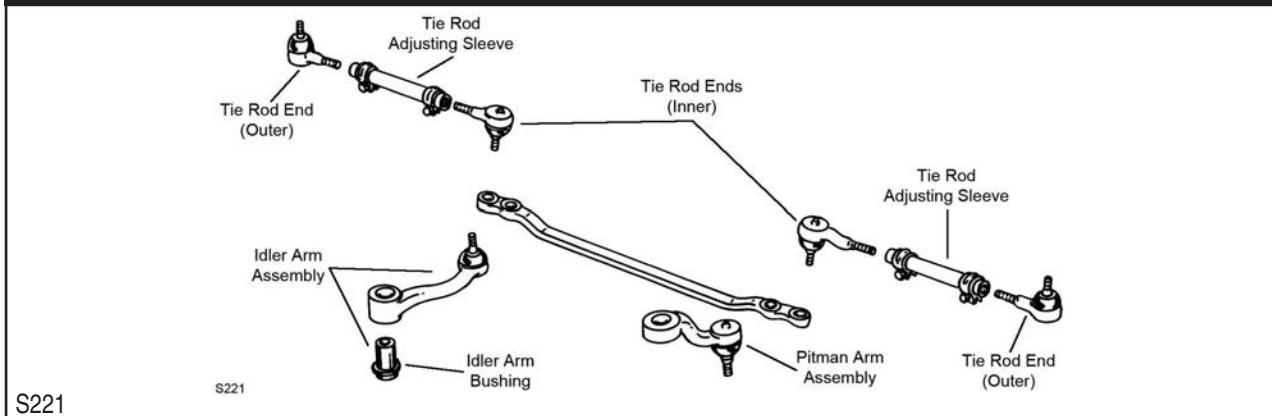
Year	Model/Application	Part	P/C Qty	Figure	
Ball Joint					
1989-1983	(Powdered Metal Gusher Brg. For Better Lubrication) (Press In Type, Powdered Metal Gusher Brg. For Better Lubrication)	Upper Lower	K772 ‡ K7069 ‡	2 2	F126 F126
1982-1981	(Powdered Metal Gusher Brg. For Better Lubrication) (Press In Type, Powdered Metal Gusher Brg. For Better Lubrication)	Upper Lower	K772 ‡ K7069 ‡	2 2	F125, F126 F125, F126
1980	(Powdered Metal Gusher Brg. For Better Lubrication) (Press In Type, Powdered Metal Gusher Brg. For Better Lubrication)	Upper Lower	K772 ‡ K7069 ‡	2 2	F125 F125
1977-1975	(Powdered Metal Gusher Brg. For Better Lubrication)	Lower	K7025 ‡	2	F125
1977-1974	(Powdered Metal Gusher Brg. For Better Lubrication)	Upper	K778 ‡	2	F125
1973	(Powdered Metal Gusher Brg. For Better Lubrication)	Upper	K772 ‡	2	F124, F125
1972	(Powdered Metal Gusher Brg. For Better Lubrication)	Upper	K772 ‡	2	F124
Control Arm Bumper Bushing					
1989-1983		Upper	K7293	2	F126
1982-1981		Upper	K7293	2	F125, F126
1980		Upper	K7293	2	F125
1977-1975		Upper	K7293	2	F125
1972		Upper	K7293	2	F124
Control Arm Bushing					
1989-1982		Lower	K7097	2	F126
1981-1980	(Contains Front And Rear Bushings)	Upper Lower	K7058 K7059	2 2	F125 F125
1977-1975	(Contains Front And Rear Bushings)	Upper	K7070	2	F125
1974-1973	(Optional, Eccentric Bushing, Provides Additional Positive(+) Camber Adjustment, High Quality Elastomer For Durability And Performance)	Upper	K7104 ‡	2	
1974-1972		Lower	K7007	2	F124, F125

PLYMOUTH-Gran Fury (Cont.)

FRONT SUSPENSION (Cont.)

Year	Model/Application	Part	P/C Qty	Figure
Control Arm Bushing Set				
1989-1982	(Contains Front And Rear Bushings) (Contains Front And Rear Bushings, Standard Design)	Upper Upper	K7190 ‡ K7084	1 2 F126
1972	(Contains Front And Rear Bushings, Standard Design)	Upper	K7006	2 F124, F125
Strut Rod Bushing Kit				
1973-1972	(Standard Design)		K7019A	1
Sway Bar Bushing				
1989-1982	Except 1-1/8" Sway Bar Diameter	To Frame	K7092	1 F126
1989-1980	1-1/8" Sway Bar Diameter	To Frame	K7108	1 F126
1981-1980	Except 1-1/8" Sway Bar Diameter Except 1-1/8" Sway Bar Diameter	To Frame To Strut Rod	K7062 K7064	1 1 F125 F125
1972		To Frame To Strut Rod	K7061 K7064	1 1 F124 F124
Sway Bar Repair Kit				
1989-1982	(Contains Sleeve) (Repair Sleeve Not Included)		K7087 K7304	2 2 F126 F126
1977-1975	(Heavy Duty Design) (Includes Polyurethane Bushings And Solid Metal Sleeve For Enhanced Performance. Barrel Nut Allows For Easier Installation.) (Standard Design)		K6629 ‡ K700535 ‡ K8266	2 2 2 F125 F125 F125

STEERING

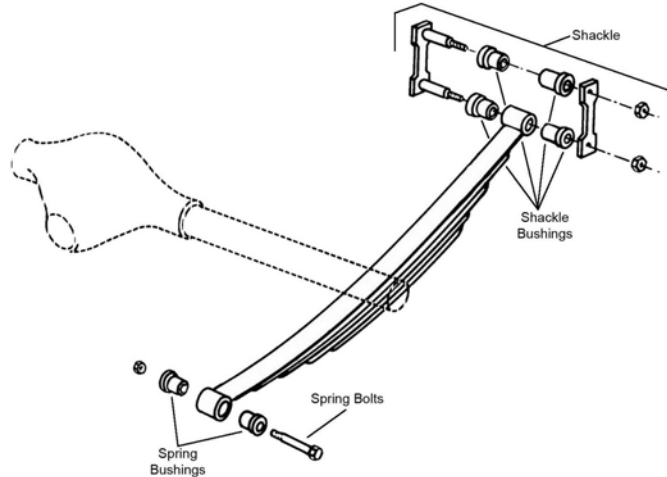


Year	Model/Application	Part	P/C Qty	Figure
Idler Arm				
1989-1982	Except Police Or Taxi, (Powdered Metal Gusher Brg. For Better Lubrication)		K7086 ‡	1 S221
1981-1980	(Powdered Metal Gusher Brg. For Better Lubrication)		K7066 ‡	1 S221
1977	Brougham, Medium Line, Sport Suburban, (Powdered Metal Gusher Brg. For Better Lubrication)		K7073 ‡	1 S221
1976	Brougham, Custom, Custom Suburban, Sport Suburban, (Powdered Metal Gusher Brg. For Better Lubrication)		K7073 ‡	1 S221
1975	Brougham, Custom, Custom Suburban, Medium Line, Sport Suburban, (Powdered Metal Gusher Brg. For Better Lubrication)		K7073 ‡	1 S221
1974	(Powdered Metal Gusher Brg. For Better Lubrication)		K7073 ‡	1 S221
1973-1972	(Powdered Metal Gusher Brg. For Better Lubrication)		K7014 ‡	1 S221
Idler Arm Bushing Kit				
1974-1972	(For OE Design Idler Arm Only)	Support End	K7046	1 S221
Pitman Arm				
1989-1982	Power Steering, (Greaseable Socket Reduces Corrosion/Wear)		K7101 ‡	1 S221
1981-1980	(Greaseable Socket Reduces Corrosion/Wear)		K7076 ‡	1 S221
Tie Rod Adjusting Sleeve				
1989-1982	(Optional 11/16" Diameter Tie Rod Ends Must Be Used)		ES2016S ES440S	2 2 S221 S221
1981-1980			ES430S	2 S221
1977-1974			ES440S	2 S221
Tie Rod End				
1989-1982	(Optional 11/16" Diameter Tie Rod Ends Must Be Used, Powdered Metal Gusher Brg. For Better Lubrication) (Optional 11/16" Diameter Tie Rod Ends Must Be Used, Powdered Metal Gusher Brg. For Better Lubrication)	Outer Inner	ES352R ‡ ES355RL ‡	2 2 S221

STEERING (Cont.)

Year	Model/Application	Part	P/C Qty	Figure	
Tie Rod End					
1989-1980	(Right Hand Threads, Powdered Metal Gusher Brg. For Better Lubrication) (Left Hand Threads, Powdered Metal Gusher Brg. For Better Lubrication)	Outer Inner	ES401R ‡ ES401L ‡	2 2	S221 S221
1977-1973	(Powdered Metal Gusher Brg. For Better Lubrication) (Powdered Metal Gusher Brg. For Better Lubrication)	Outer Inner	ES352R ‡ ES355RL ‡	2 2	S221 S221
1972	(Powdered Metal Gusher Brg. For Better Lubrication) (Powdered Metal Gusher Brg. For Better Lubrication)	Outer Inner	ES352R ‡ ES355RL ‡	2 2	

REAR SUSPENSION

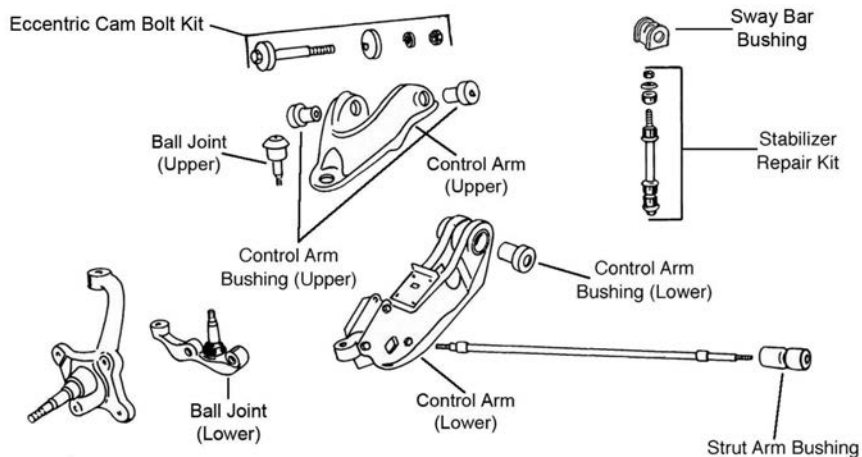


R309

Year	Model/Application	Part	P/C Qty	Figure	
Leaf Spring Bolt Kit					
1973		K150236	2	R309	
Leaf Spring Bushing					
1989-1980	Standard Suspension	Front	SB364	2	R309
1977-1975	2 Dr. Hardtop, 4 Dr. Sedan 4 Dr. Station Wagon, 6 Passenger 4 Dr. Station Wagon, 9 Passenger	Fixed End	SB364	2	R309
		Fixed End	SB364	2	R309
		Fixed End	K200998	2	R309
1974		Fixed End	SB364	2	R309
Leaf Spring Shackle Bushing					
1989-1980	(Split Type Bushing)		K7308	4	R309
1977-1972	(Split Type Bushing)		K7308	4	R309
Sway Bar Repair Kit					
1989	(Bushing Only)		K7081	2	

GTX-PLYMOUTH

FRONT SUSPENSION



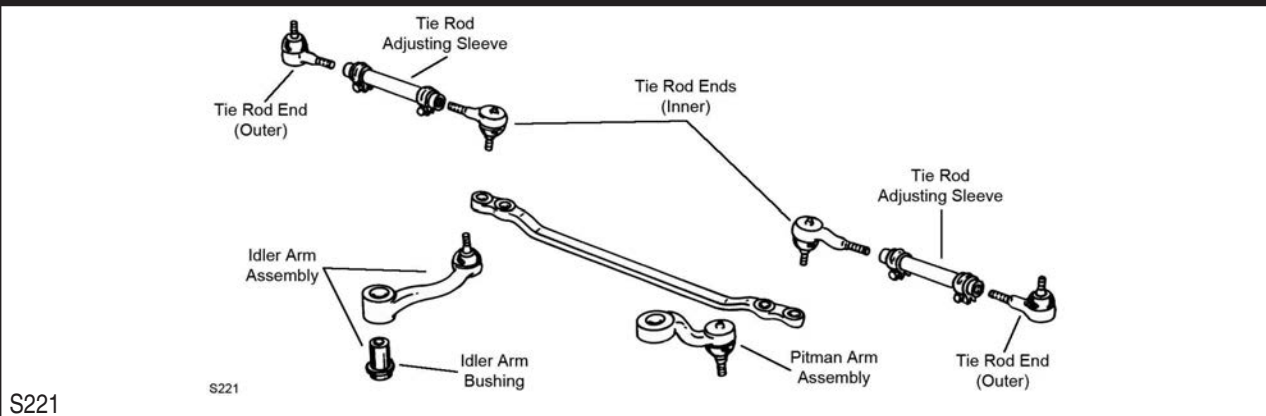
F124

PLYMOUTH-GTX (Cont.)

FRONT SUSPENSION (Cont.)

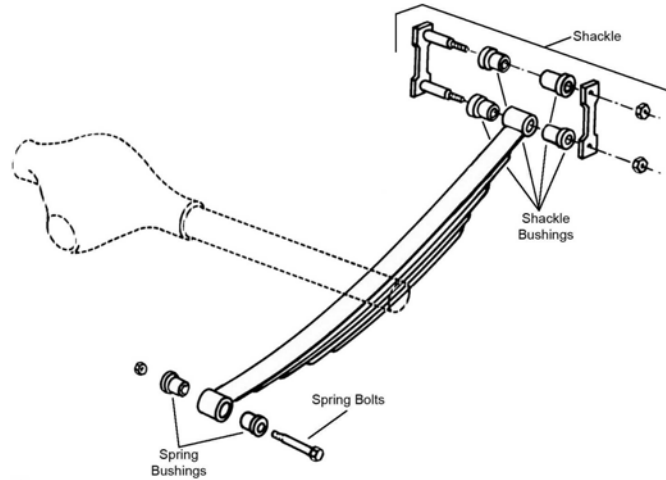
Year	Model/Application	Part	P/C Qty	Figure
Ball Joint				
1971-1967	(Powdered Metal Gusher Brg. For Better Lubrication)	Upper	K772 ‡	2 F124
	(Powdered Metal Gusher Brg. For Better Lubrication)	Left Lower	K783 ‡	1 F124
	(Powdered Metal Gusher Brg. For Better Lubrication)	Right Lower	K781 ‡	1 F124
Control Arm Bumper Bushing				
1971-1968		Lower	K3180	2 F124
Control Arm Bushing				
1971-1967	(Contains Front And Rear Bushings)	Upper	K408	1 F124
	(Optional, Eccentric Bushing, Provides Additional Positive(+) Camber Adjustment)	Upper	K7103	2 F124
		Lower	K791	2 F124
Strut Rod Bushing Kit				
1971-1967	(Improved Design)		K7026	1
	(Standard Design)		K7016A	1
Sway Bar Bushing				
1971-1968		To Strut Rod	K7064	1 F124
Sway Bar Repair Kit				
1967	(Heavy Duty Design)		K6629 ‡	2 F124
	(Includes Polyurethane Bushings And Solid Metal Sleeve For Enhanced Performance. Barrel Nut Allows For Easier Installation.)		K700535 ‡	2 F124
	(Standard Design)		K8266	2 F124

STEERING



Year	Model/Application	Part	P/C Qty	Figure
Idler Arm				
1971-1968	(Powdered Metal Gusher Brg. For Better Lubrication)		K7041 ‡	1 S221
1967	(Powdered Metal Gusher Brg. For Better Lubrication)		K779 ‡	1 S221
Tie Rod Adjusting Sleeve				
1971-1967			ES319S	2 S221
Tie Rod End				
1971-1970	(Right Hand Threads, Powdered Metal Gusher Brg. For Better Lubrication)	Outer	ES401R ‡	2 S221
	(Left Hand Threads, Powdered Metal Gusher Brg. For Better Lubrication)	Inner	ES401L ‡	2 S221
1969-1967	(Powdered Metal Gusher Brg. For Better Lubrication)	Outer	ES319R ‡	2 S221
	(Powdered Metal Gusher Brg. For Better Lubrication)	Inner	ES319L ‡	2 S221

REAR SUSPENSION

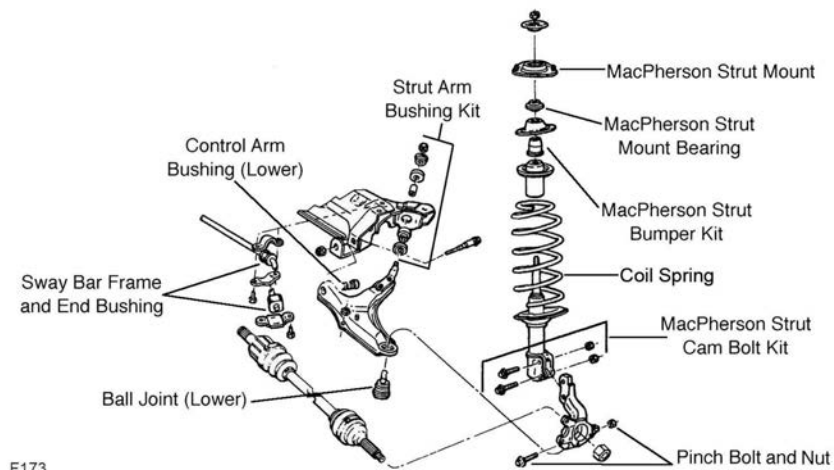


R309

Year	Model/Application	Part	P/C Qty	Figure
Leaf Spring Bolt Kit				
1971-1967	440(7.2L)	K150236	2	R309
Leaf Spring Shackle Bushing				
1971-1967	(Split Type Bushing)	K7308	4	R309

Horizon-PLYMOUTH

FRONT SUSPENSION



F173

F173

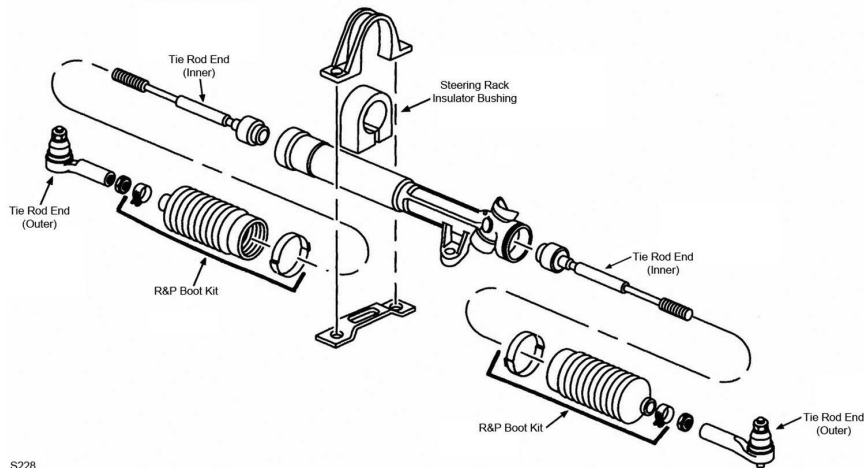
Year	Model/Application	Part	P/C Qty	Figure
Ball Joint				
1990-1984	(Full Ball Stud Provides 360 Degrees Of Smooth Rotation)	Lower	K7147 ‡	2 F173
1983-1981	(Full Ball Stud Provides 360 Degrees Of Smooth Rotation)	Lower	K7115 ‡	2 F173
Control Arm Bushing				
1990-1978		Lower	K7099	2 F173
Control Arm with Ball Joint				
1988-1984	(R-Series)	Left Lower	RK621311	1 F173
	(R-Series)	Right Lower	RK621312	1 F173
Strut Bumper Bellows				
1990	(OE Material For Strut Performance And Longevity, Contains Bumper)		K90462 ‡	2 F173
1989-1978	(Replacement Type, Contains Bumper)		K90460	2 F173
Strut Mount				
1990-1978	(Contains Bearing, Contains Spacer)		K7179	2 F173
Strut Rod Bushing				
1990-1978	(Improved Design)	To Frame	K7098	1 F173

PLYMOUTH-Horizon (Cont.)

FRONT SUSPENSION (Cont.)

Year	Model/Application	Part	P/C Qty	Figure	
Strut Rod Bushing Kit					
1990-1984	(Improved Design)	K7145	1	F173	
Sway Bar Bushing					
1990-1984	1-1/16" Sway Bar Diameter	To Arm	K7219	1	F173
	1-1/16" Sway Bar Diameter	To Frame	K7222	1	F173
	15/16" Sway Bar Diameter	To Frame	K7138	1	F173
	7/8" Sway Bar Diameter	To Frame	K7137	1	F173
1986-1984	3/4" Sway Bar Diameter	To Frame	K7221	1	F173
1986-1982	15/16" Sway Bar Diameter 7/8" Sway Bar Diameter	To Arm	K7143	1	F173
		To Arm	K7142	1	F173
1983-1982	1" Sway Bar Diameter, (Contains Thermoplastic Bushings And Universal Mounting Bracket) 7/8" Sway Bar Diameter	To Frame	K8793 ‡	1	F173
		To Frame	K7135	1	F173
	7/8" Sway Bar Diameter, (Contains Thermoplastic Bushings And Universal Mounting Bracket)	To Frame	K8791 ‡	1	F173
1981-1978	1" Sway Bar Diameter	To Frame	K7109	1	F173
Wheel Hub Repair Kit					
1990-1979		518500	2		
1978	2nd Design	518500	2		

STEERING



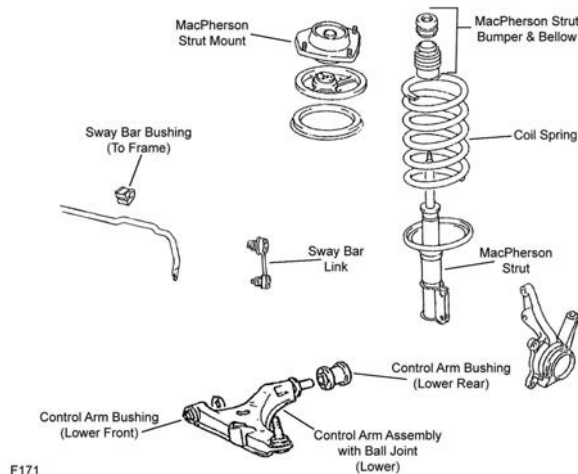
Year	Model/Application	Part	P/C Qty	Figure	
Rack & Pinion Boot Kit					
1990-1988	(High Temperature)	K8441	2	S228	
1987	TRW Rack Marked 25-6, (High Temperature)	K8441	2	S228	
1987-1978	Rack Marked 7846704 Saginaw Rack Marked 7841002	Left	K6298	1	S228
		Left	K6298	1	S228
Steering Rack Insulator Bushing					
1990-1983	Power Steering	K7113	1	S228	
1982-1981	1 Mounting Bushing, Power Steering	K7113	1	S228	
1982-1978	Power Steering, (Contains Left And Right Bushings)	K7112	1	S228	
1980	From 6/2/80, Power Steering	K7113	1	S228	
1979-1978	Rack Marked 7846704, 1 Mounting Bushing, Power Steering Saginaw Rack Marked 7841002, 1 Mounting Bushing, Power Steering	Right	K7113	1	S228
		Right	K7113	1	S228
Tie Rod End					
1990-1986	Rack & Pinion Power, Saginaw Design Rack And Pinion Gear, (Full Ball Stud Provides 360 Degrees Of Smooth Rotation) Rack & Pinion Power, TRW Design Rack And Pinion Gear, (Full Ball Stud Provides 360 Degrees Of Smooth Rotation)	Inner	EV116 ‡	2	S228
		Inner	EV128 ‡	2	S228
1990-1978	(Powdered Metal Gusher Brg. For Better Lubrication) Rack & Pinion Manual, Internally Threaded Racks Or Gears Marked 230, (Full Ball Stud Provides 360 Degrees Of Smooth Rotation)	Outer	ES3008RL ‡	2	S228
		Inner	EV126 ‡	2	S228
1985-1978	Rack & Pinion Power, (Full Ball Stud Provides 360 Degrees Of Smooth Rotation)	Inner	EV116 ‡	2	S228

REAR SUSPENSION

Year	Model/Application	Part	P/C Qty	Figure
Leaf Spring Shackle Bushing				
1984-1978	(Split Type Bushing)	Upper Rear	K7308	2

Laser-PLYMOUTH

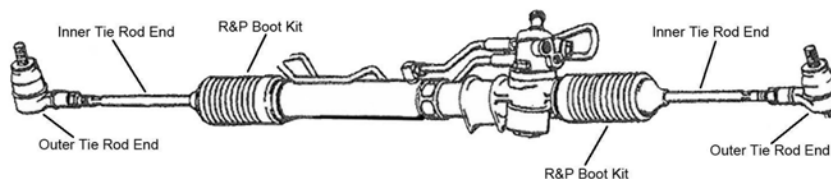
FRONT SUSPENSION



F171

Year	Model/Application	Part	P/C Qty	Figure
Ball Joint				
1990	(Powdered Metal Gusher Brg. For Better Lubrication)	Lower	K9617 ‡	2 F171
Control Arm with Ball Joint				
1990	107(1.8L), (R-Series) 107(1.8L), (R-Series)	Left Lower Right Lower	RK620485 RK620484	1 F171 1 F171
Strut Bumper Bellows				
1990	(Replacement Type, Contains Bumper)		K90460	2 F171
Strut Mount				
1990	(Contains Bearing)		K9715	2 F171
Sway Bar Link				
1990	122(2.0L), (Link With Sockets, Powdered Metal Gusher Brg. For Better Lubrication)		K80186 ‡	2 F171

STEERING



S017

Year	Model/Application	Part	P/C Qty	Figure
Rack & Pinion Boot Kit				
1990	Power Steering, (Standard Design)		K9877	2 S017
Tie Rod End				
1990	(Powdered Metal Gusher Brg. For Better Lubrication) (Full Ball Stud Provides 360 Degrees Of Smooth Rotation)	Outer Inner	ES2347RL ‡ EV236 ‡	2 S017 2 S017

REAR SUSPENSION

Year	Model/Application	Part	P/C Qty	Figure
Strut Bumper Bellows				
1990	(Contains Bumper)		K90467	2
Strut Mounting Kit				
1990			K7226	2

PLYMOUTH-Laser (Cont.)

REAR SUSPENSION (Cont.)

Year	Model/Application	Part	P/C Qty	Figure
Wheel Hub & Bearing Assembly				
1990	Front Wheel Drive, 4 Wheel ABS	512011	2	
	Front Wheel Drive, Non ABS	512010	2	

PLYMOUTH-Plaza

FRONT SUSPENSION

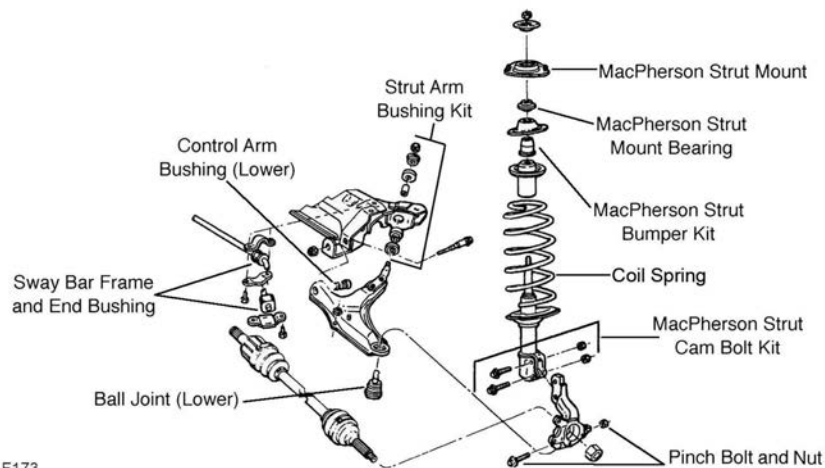
Year	Model/Application	Part	P/C Qty	Figure
Ball Joint				
1958-1957	(Powdered Metal Gusher Brg. For Better Lubrication) (Threaded Type, Powdered Metal Gusher Brg. For Better Lubrication)	Upper Lower	K772 ‡ K719 ‡	2 2
Strut Rod Bushing				
1958-1957	(Improved Design)		K7039	1

STEERING

Year	Model/Application	Part	P/C Qty	Figure
Tie Rod Adjusting Sleeve				
1958-1957	11/16" - 18 Thread, 4.72" Length		ES2004S	1
Tie Rod End				
1956-1955	230(3.8L), 3.410" Length, (Includes Sunoloy-Coated Metal Bearing To Combine Durability With Smooth Stud Swing) Left Outer		ES158L ‡	1
	230(3.8L), 3.410" Length, (Includes Sunoloy-Coated Metal Bearing To Combine Durability With Smooth Stud Swing) Right Outer		ES158R ‡	1
	230(3.8L), 3.410" Length, (Includes Sunoloy-Coated Metal Bearing To Combine Durability With Smooth Stud Swing) Left Inner		ES158R ‡	1
	230(3.8L), 3.410" Length, (Includes Sunoloy-Coated Metal Bearing To Combine Durability With Smooth Stud Swing) Right Inner		ES158L ‡	1
1954	Conventional Manual Steering, .688" - 18 Threads, 3.410" Length, (Includes Sunoloy-Coated Metal Bearing To Combine Durability With Smooth Stud Swing) Right Outer		ES158L ‡	1
	Conventional Manual Steering, .688" - 18 Threads, 3.410" Length, (Includes Sunoloy-Coated Metal Bearing To Combine Durability With Smooth Stud Swing) Inner		ES158R ‡	2

PLYMOUTH-Reliant

FRONT SUSPENSION



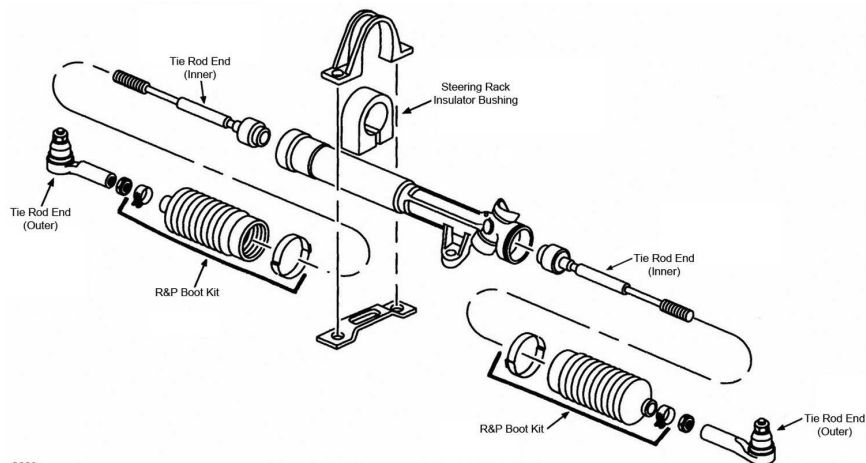
F173

Year	Model/Application	Part	P/C Qty	Figure
Ball Joint				
1989-1984	(Full Ball Stud Provides 360 Degrees Of Smooth Rotation)	Lower	K7147 ‡	2 F173
1983-1981	(Full Ball Stud Provides 360 Degrees Of Smooth Rotation)	Lower	K7115 ‡	2 F173
Control Arm Bushing				
1989-1981		Lower	K7099	2 F173
Control Arm with Ball Joint				
1988-1984	Standard Suspension, (R-Series)	Left Lower	RK621311	1 F173
	Standard Suspension, (R-Series)	Right Lower	RK621312	1 F173

FRONT SUSPENSION (Cont.)

Year	Model/Application	Part	P/C Qty	Figure
Strut Bearing Spacer				
1989-1986	(Spacer)	Upper	K7378	2 F173
1986	From 1/2/86, (Spacer)	Upper	K7378	2 F173
Strut Bumper Bellows				
1989-1984	(Contains Bumper)		K90463	2 F173
1983-1981	(Replacement Type, Contains Bumper)		K90460	2 F173
Strut Mount				
1989-1987	(Contains Bearing)		K7175	2 F173
1986	From 1/2/86, (Contains Bearing)		K7175	2 F173
1983	(Contains Bearing, Contains Spacer)		K7150	2 F173
1982-1981	(Contains Bearing, Contains Spacer)		K7179	2 F173
Strut Rod Bushing				
1989-1981	(Improved Design)	To Frame	K7098	1 F173
Strut Rod Bushing Kit				
1988-1984	(Improved Design)		K7145	1 F173
Strut Spring Seat				
1989-1987	(Spacer Plate Only) (Spring Seat Only)	Upper	K7377	2 F173
		Upper	K7333	2 F173
		Lower	K7338	2 F173
1986	From 1/2/86, (Spacer Plate Only) From 1/2/86, (Spring Seat Only) From 1/2/86	Upper	K7377	2 F173
		Upper	K7333	2 F173
		Lower	K7338	2 F173
Sway Bar Bushing				
1989-1984	1" Sway Bar Diameter	To Frame	K7139	1 F173
	1-1/16" Sway Bar Diameter	To Arm	K7219	1 F173
	1-1/16" Sway Bar Diameter	To Frame	K7222	1 F173
	1-1/8" Sway Bar Diameter	To Frame	K7223	1 F173
	15/16" Sway Bar Diameter	To Frame	K7138	1 F173
	7/8" Sway Bar Diameter	To Frame	K7137	1 F173
1989-1982	15/16" Sway Bar Diameter	To Arm	K7143	1 F173
	7/8" Sway Bar Diameter	To Arm	K7142	1 F173
1988-1984	1-1/8" Sway Bar Diameter	To Arm	K7220	1 F173
1983-1982	1" Sway Bar Diameter, (Contains Thermoplastic Bushings And Universal Mounting Bracket)	To Frame	K8793 ‡	1 F173
	7/8" Sway Bar Diameter	To Frame	K7135	1 F173
1983-1981	7/8" Sway Bar Diameter, (Contains Thermoplastic Bushings And Universal Mounting Bracket)	To Frame	K8791 ‡	1 F173
1981	1" Sway Bar Diameter	To Frame	K7109	1 F173
Wheel Hub Repair Kit				
1989-1984	(4 Stud Hub)		518501	2
	(5 Stud Hub)		518502	2
1983-1981			518500	2

STEERING

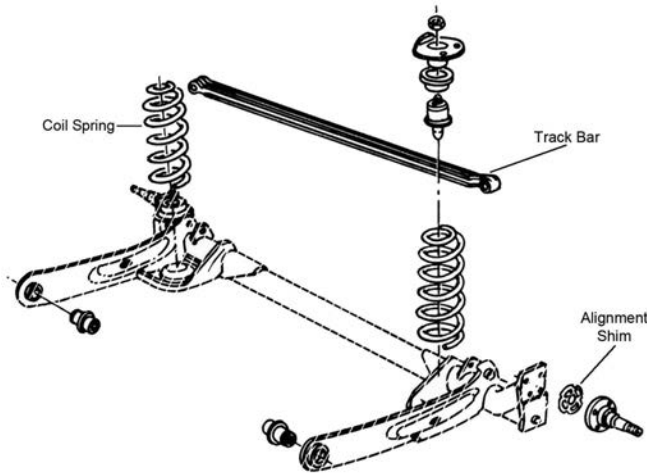


PLYMOUTH-Reliant (Cont.)

STEERING (Cont.)

Year	Model/Application	Part	P/C Qty	Figure
Rack & Pinion Boot Kit				
1989-1981	TRW Rack Marked 25-1, TRW Rack Marked 25-6, Power Steering, (High Temperature)	K8441	2	S228
1986-1981	Saginaw Rack Marked 7841002, Power Steering	Left K6298	1	S228
Steering Rack Insulator Bushing				
1989-1981	Power Steering	K7113	1	S228
Tie Rod End				
1989-1986	Rack & Pinion Power, TRW Design Rack And Pinion Gear, (Full Ball Stud Provides 360 Degrees Of Smooth Rotation)	Inner EV128 ‡	2	S228
1989-1981	(Powdered Metal Gusher Brg. For Better Lubrication) Rack & Pinion Manual, Internally Threaded Racks Or Gears Marked 231, (Full Ball Stud Provides 360 Degrees Of Smooth Rotation)	Outer ES3008RL ‡	2	S228
		Inner EV126 ‡	2	S228
		Inner EV116 ‡	2	S228
1985-1981	Rack & Pinion Power, TRW Design Rack And Pinion Gear, (Full Ball Stud Provides 360 Degrees Of Smooth Rotation)	Inner EV115 ‡	2	S228

REAR SUSPENSION

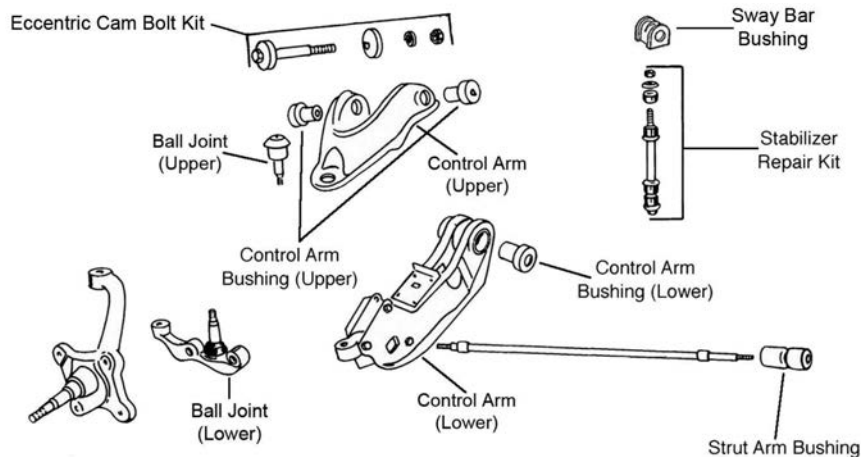


R334

Year	Model/Application	Part	P/C Qty	Figure
Track Bar				
1989-1981	(Contains Bushings)	K7163	1	R334

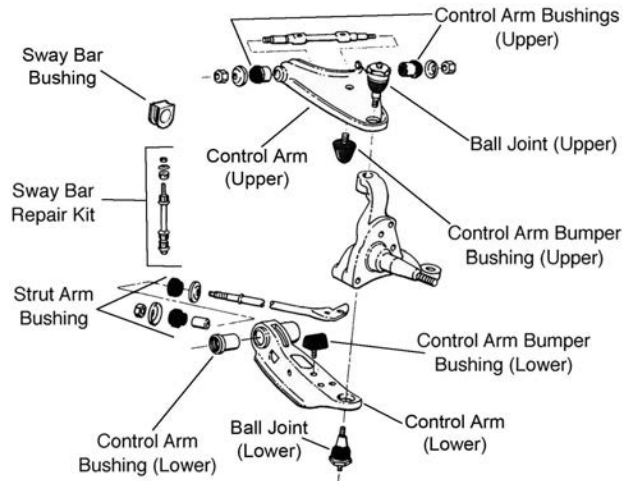
PLYMOUTH-Road Runner

FRONT SUSPENSION



F124

FRONT SUSPENSION (Cont.)

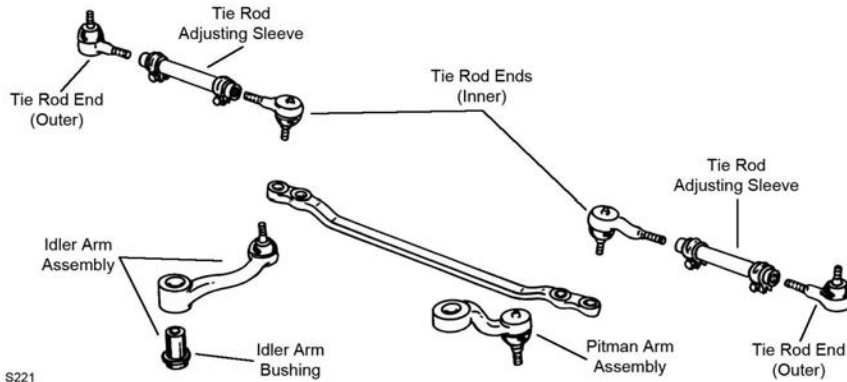


F125

Year	Model/Application	Part	P/C Qty	Figure
Ball Joint				
1975-1973	(Press In Type, Powdered Metal Gusher Brg. For Better Lubrication)	Lower	K7069 ‡	2 F125
1975-1968	(Powdered Metal Gusher Brg. For Better Lubrication)	Upper	K772 ‡	2 F124, F125
1974	(Threaded Type, Powdered Metal Gusher Brg. For Better Lubrication)	Lower	K719 ‡	2 F125
1972-1968	(Powdered Metal Gusher Brg. For Better Lubrication)	Left Lower	K783 ‡	1 F124
	(Powdered Metal Gusher Brg. For Better Lubrication)	Right Lower	K781 ‡	1 F124
Control Arm Bumper Bushing				
1975-1973		Upper	K7293	2 F125
1972-1968		Lower	K3180	2 F124
Control Arm Bushing				
1975-1973	(Contains Front And Rear Bushings)	Upper	K7058	2 F125
		Lower	K7059	2 F125
1972-1968	(Contains Front And Rear Bushings)	Upper	K408	1 F124
	(Optional, Eccentric Bushing, Provides Additional Positive(+) Camber Adjustment)	Upper	F7103	2 F124
		Lower	K791	2 F124
Strut Rod Bushing Kit				
1974	Thru 10/18/73, Except Police Or Taxi, (Improved Design)		K7068	1
	Thru 10/18/73, Police, (Improved Design)		K7026	1
	Thru 10/18/73, Police, (Standard Design)		K7016A	1
	Thru 10/18/73, Taxi, (Improved Design)		K7026	1
	Thru 10/18/73, Taxi, (Standard Design)		K7016A	1
1973	Except Police Or Taxi, (Improved Design)		K7068	1
	Police, (Improved Design)		K7026	1
	Police, (Standard Design)		K7016A	1
	Taxi, (Improved Design)		K7026	1
	Taxi, (Standard Design)		K7016A	1
1972-1968	(Improved Design)		K7026	1
	(Standard Design)		K7016A	1
Sway Bar Bushing				
1975		To Frame	K7062	1
1975-1968		To Strut Rod	K7064	1 F124, F125
1974	Except Police	To Frame	K7061	1 F125
1973		To Frame	K7061	1 F124
1972-1970	15/16" Sway Bar Diameter	To Frame	K5241	1 F124
Sway Bar Repair Kit				
1969-1968	(Heavy Duty Design)		K6629 ‡	2 F124
	(Includes Polyurethane Bushings And Solid Metal Sleeve For Enhanced Performance. Barrel Nut Allows For Easier Installation.)		K700535 ‡	2 F124
	(Standard Design)		K8266	2 F124

PLYMOUTH-Road Runner (Cont.)

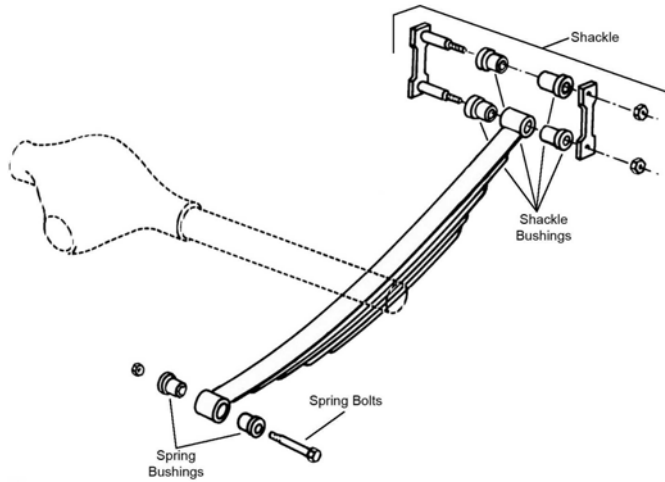
STEERING



S221

Year	Model/Application	Part	P/C Qty	Figure
Idler Arm				
1975-1973	(Powdered Metal Gusher Brg. For Better Lubrication)	K7066 ‡	1	S221
1972-1968	(Powdered Metal Gusher Brg. For Better Lubrication)	K7041 ‡	1	S221
Pitman Arm				
1975	(Greaseable Socket Reduces Corrosion/Wear)	K7076 ‡	1	S221
1974-1973	Manual Steering, (Greaseable Socket Reduces Corrosion/Wear)	K7075 ‡	1	S221
	Power Steering, (Greaseable Socket Reduces Corrosion/Wear)	K7076 ‡	1	S221
Tie Rod Adjusting Sleeve				
1975-1973		ES430S	2	S221
1972-1968		ES319S	2	S221
Tie Rod End				
1975-1970	(Right Hand Threads, Powdered Metal Gusher Brg. For Better Lubrication)	Outer ES401R ‡	2	S221
	(Left Hand Threads, Powdered Metal Gusher Brg. For Better Lubrication)	Inner ES401L ‡	2	S221
1969-1968	(Powdered Metal Gusher Brg. For Better Lubrication)	Outer ES319R ‡	2	S221
	(Powdered Metal Gusher Brg. For Better Lubrication)	Inner ES319L ‡	2	S221

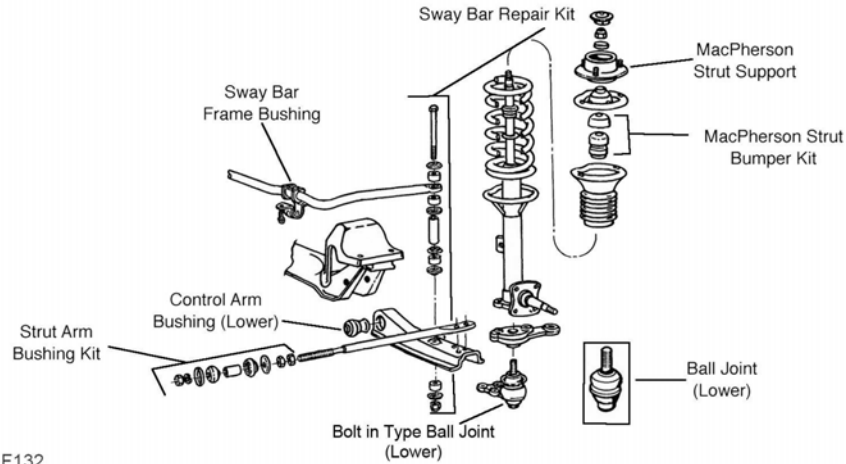
REAR SUSPENSION



R309

Year	Model/Application	Part	P/C Qty	Figure
Leaf Spring Bushing				
1975		Fixed End SB364	2	R309
1974		Fixed End K200998	2	R309
Leaf Spring Shackle Bushing				
1975-1968	(Split Type Bushing)	K7308	4	R309

FRONT SUSPENSION

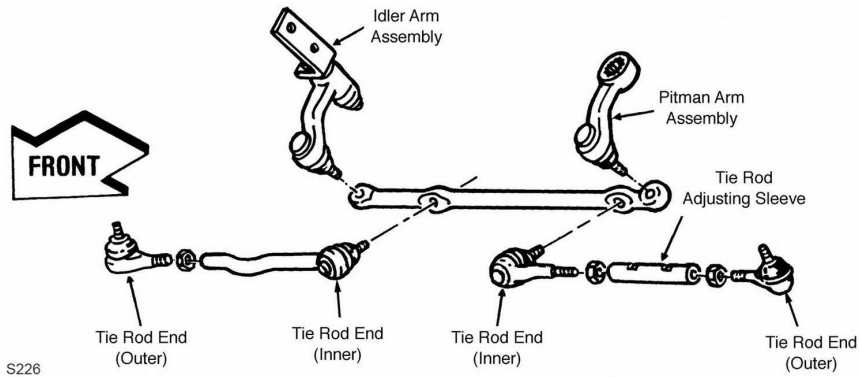


F132

F132

Year	Model/Application	Part	P/C Qty	Figure
Ball Joint				
1980-1978	Lower	K9077	2	F132
Strut Bumper Bellows				
1983-1978	(OE Material For Strut Performance And Longevity, Contains Bumper)	K90462 ‡	2	F132
Strut Mount				
1983-1981	(Contains Bearing)	K9390	2	F132
Sway Bar Repair Kit				
1983-1978	(Contains Thermoplastic Bushing) 5.5" Length, (Includes Polyurethane Bushings And Solid Metal Sleeve For Enhanced Performance. Barrel Nut Allows For Easier Installation.)	K90129 ‡ K700528 ‡	2 2	F132 F132

STEERING



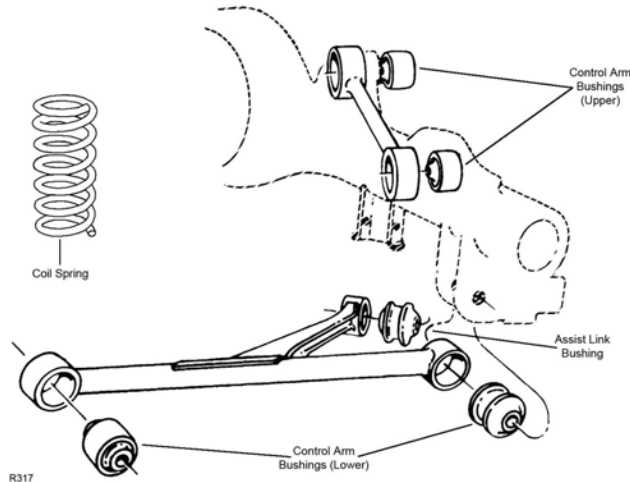
S226

S226

Year	Model/Application	Part	P/C Qty	Figure
Idler Arm Repair Kit				
1983-1978	(For OE Design Idler Arm Only)	K9100	1	S226
Tie Rod End				
1983-1978	(Includes Sunoloy-Coated Metal Bearing To Combine Durability With Smooth Stud Swing)	Outer	2	S226
	(Includes Sunoloy-Coated Metal Bearing To Combine Durability With Smooth Stud Swing)	Left Inner	1	S226
		Right Inner	1	S226

PLYMOUTH-Sapporo (Cont.)

REAR SUSPENSION

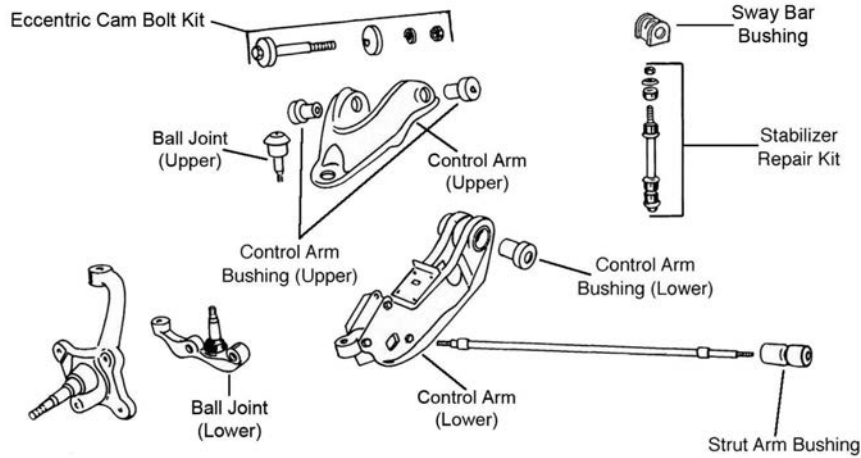


R317

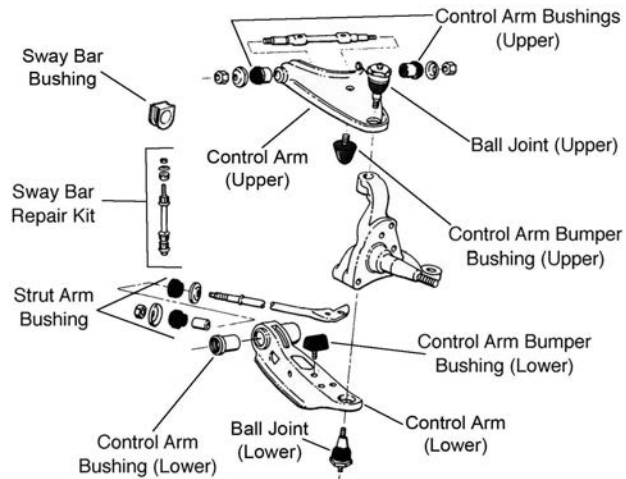
Year	Model/Application	Part	P/C Qty	Figure
Control Arm Bushing				
1983-1979		Lower Rear Inner	K201069	2 R317
1980-1978		Lower Rear Outer	K201036	2 R317

PLYMOUTH-Satellite

FRONT SUSPENSION



F124



F125

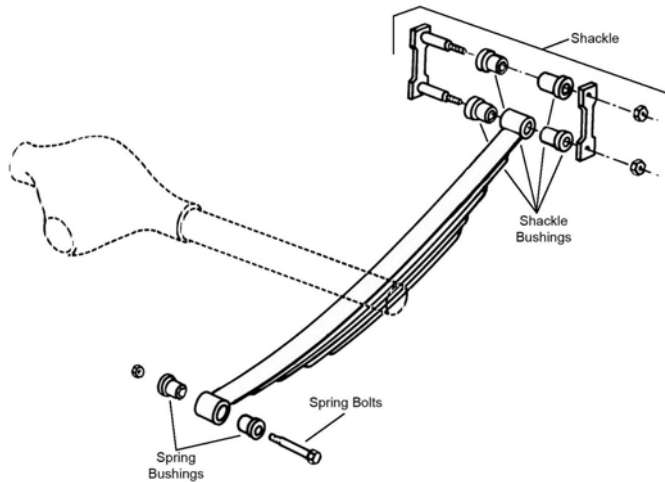
FRONT SUSPENSION (Cont.)				
Year	Model/Application	Part	P/C Qty	Figure
Ball Joint				
1974	(Press In Type, Powdered Metal Gusher Brg. For Better Lubrication)	Lower	K7069 ‡	2 F125
1974-1967	(Powdered Metal Gusher Brg. For Better Lubrication)	Upper	K772 ‡	2 F124, F125
1973	(Threaded Type, Powdered Metal Gusher Brg. For Better Lubrication)	Lower	K719 ‡	2 F125
1972-1967	(Powdered Metal Gusher Brg. For Better Lubrication)	Left Lower	K783 ‡	1 F124
	(Powdered Metal Gusher Brg. For Better Lubrication)	Right Lower	K781 ‡	1 F124
Control Arm Bumper Bushing				
1974-1973		Upper	K7293	2 F125
1972-1968		Lower	K3180	2
Control Arm Bushing				
1974-1973	(Contains Front And Rear Bushings)	Upper	K7058	2 F125
		Lower	K7059	2 F125
1972-1967	(Contains Front And Rear Bushings) (Optional, Eccentric Bushing, Provides Additional Positive(+) Camber Adjustment)	Upper	K408	1 F124
		Upper	K7103	2 F124
		Lower	K791	2 F124
Strut Rod Bushing Kit				
1974	Thru 10/18/73, Except Police Or Taxi, (Improved Design)		K7068	1
	Thru 10/18/73, Police, (Improved Design)		K7026	1
	Thru 10/18/73, Police, (Standard Design)		K7016A	1
	Thru 10/18/73, Taxi, (Improved Design)		K7026	1
	Thru 10/18/73, Taxi, (Standard Design)		K7016A	1
1973	Except Police Or Taxi, (Improved Design)		K7068	1
	Police, (Improved Design)		K7026	1
	Police, (Standard Design)		K7016A	1
	Taxi, (Improved Design)		K7026	1
	Taxi, (Standard Design)		K7016A	1
1972-1967	(Improved Design)		K7026	1
	(Standard Design)		K7016A	1
Sway Bar Bushing				
1974	Except Police	To Frame	K7061	1 F125
	Police	To Frame	K7062	1 F125
1974-1970		To Strut Rod	K7064	1 F124, F125
1973		To Frame	K7061	1 F124
1972-1970	15/16" Sway Bar Diameter	To Frame	K5241	1 F124
1969-1968		To Strut Rod	K7064	1 F124
Sway Bar Repair Kit				
1969-1967	(Heavy Duty Design) (Includes Polyurethane Bushings And Solid Metal Sleeve For Enhanced Performance. Barrel Nut Allows For Easier Installation.) (Standard Design)		K6629 ‡	2 F124
			K700535 ‡	2 F124
			K8266	2 F124
STEERING				
<p>The diagram illustrates the steering assembly components. It shows a central Pitman Arm Assembly connected to two Tie Rods. Each Tie Rod has an Inner Tie Rod End and an Outer Tie Rod End. The Outer Tie Rod End is connected to a Tie Rod Adjusting Sleeve. The Idler Arm Assembly is shown with an Idler Arm Bushing. The diagram is labeled S221.</p>				
S221				
Year	Model/Application	Part	P/C Qty	Figure
Idler Arm				
1974-1973	(Powdered Metal Gusher Brg. For Better Lubrication)		K7066 ‡	1 S221
1972-1968	(Powdered Metal Gusher Brg. For Better Lubrication)		K7041 ‡	1 S221
1967	(Powdered Metal Gusher Brg. For Better Lubrication)		K779 ‡	1 S221
Pitman Arm				
1974-1973	Manual Steering, (Greaseable Socket Reduces Corrosion/Wear)		K7075 ‡	1 S221

PLYMOUTH-Satellite (Cont.)

STEERING (Cont.)

Year	Model/Application	Part	P/C Qty	Figure	
Pitman Arm					
1974-1973 (Cont.)	Power Steering, (Greaseable Socket Reduces Corrosion/Wear)	K7076 ‡	1	S221	
Tie Rod Adjusting Sleeve					
1974-1973		ES430S	2	S221	
1972-1967		ES319S	2	S221	
Tie Rod End					
1974-1970	(Right Hand Threads, Powdered Metal Gusher Brg. For Better Lubrication) (Left Hand Threads, Powdered Metal Gusher Brg. For Better Lubrication)	Outer	ES401R ‡	2	S221
		Inner	ES401L ‡	2	S221
1969-1967	(Powdered Metal Gusher Brg. For Better Lubrication) (Powdered Metal Gusher Brg. For Better Lubrication)	Outer	ES319R ‡	2	S221
		Inner	ES319L ‡	2	S221

REAR SUSPENSION

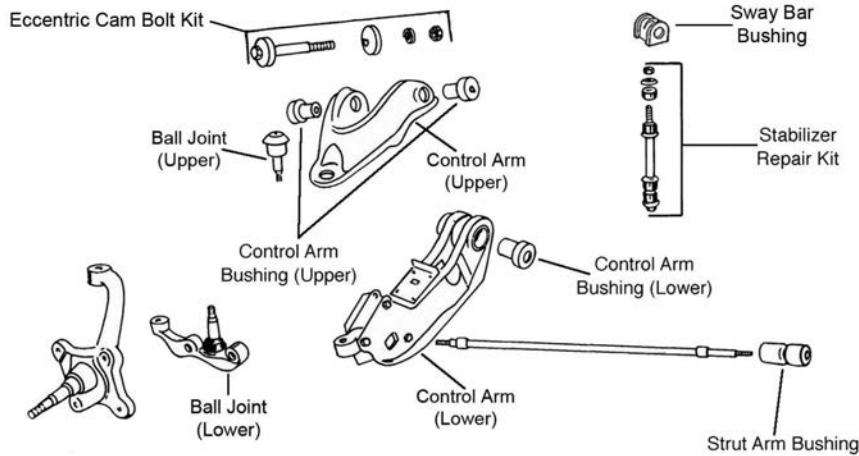


R309

Year	Model/Application	Part	P/C Qty	Figure	
Leaf Spring Bolt Kit					
1973	340(5.6L)	K150236	2	R309	
1973-1972	400(6.6L)	K150236	2	R309	
1973-1968	225(3.7L)	K150236	2	R309	
1973-1967	318(5.2L)	K150236	2	R309	
1971-1967	383(6.3L)	K150236	2	R309	
1970-1969	440(7.2L)	K150236	2	R309	
1968-1967	273(4.5L)	K150236	2	R309	
Leaf Spring Bushing					
1974	2 Dr. Coupe, 2 Dr. Hardtop, 4 Dr. Sedan 4 Dr. Station Wagon	Fixed End	SB364	2	R309
		Fixed End	K200998	2	R309
Leaf Spring Shackle Bushing					
1974-1967	(Split Type Bushing)	K7308	4	R309	

Satellite Sport Wagon-PLYMOUTH

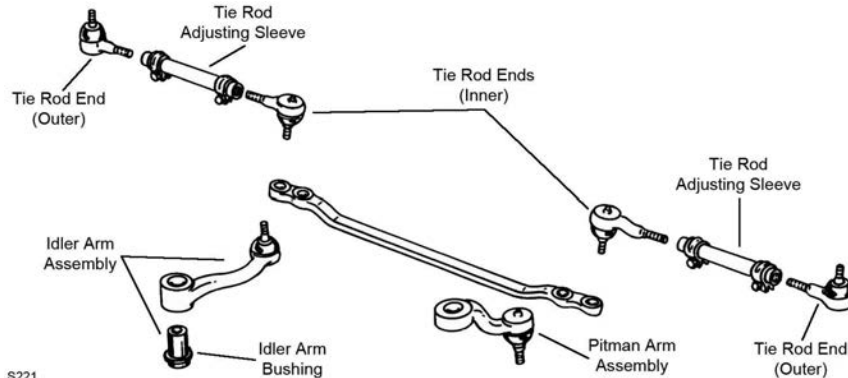
FRONT SUSPENSION



F124

Year	Model/Application	Part	P/C Qty	Figure
Ball Joint				
1968	(Powdered Metal Gusher Brg. For Better Lubrication)	Upper	K772 ‡	2 F124
	(Powdered Metal Gusher Brg. For Better Lubrication)	Left Lower	K783 ‡	1 F124
	(Powdered Metal Gusher Brg. For Better Lubrication)	Right Lower	K781 ‡	1 F124
Control Arm Bumper Bushing				
1968		Lower	K3180	2 F124
Control Arm Bushing				
1968	(Contains Front And Rear Bushings)	Upper	K408	1 F124
	(Optional, Eccentric Bushing, Provides Additional Positive(+) Camber Adjustment)	Upper	K7103	2 F124
		Lower	K791	2 F124
Strut Rod Bushing Kit				
1968	(Improved Design)		K7026	1
	(Standard Design)		K7016A	1
Sway Bar Bushing				
1968		To Strut Rod	K7064	1 F124
Sway Bar Repair Kit				
1968	(Heavy Duty Design)		K6629 ‡	2 F124
	(Includes Polyurethane Bushings And Solid Metal Sleeve For Enhanced Performance. Barrel Nut Allows For Easier Installation.)		K700535 ‡	2 F124
	(Standard Design)		K8266	2 F124

STEERING

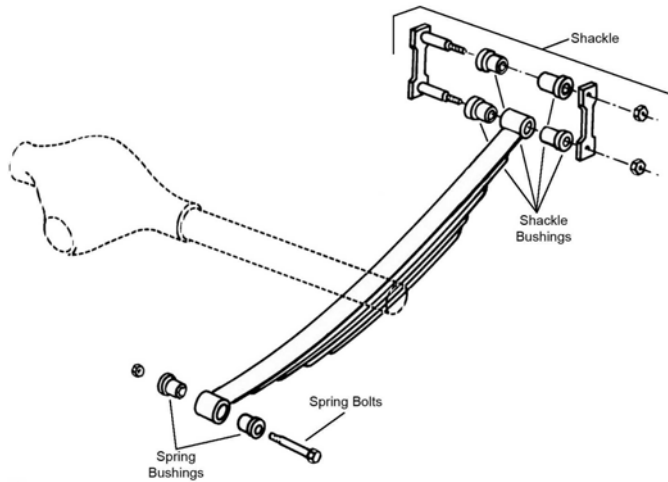


S221

Year	Model/Application	Part	P/C Qty	Figure
Idler Arm				
1968	(Powdered Metal Gusher Brg. For Better Lubrication)		K7041 ‡	1 S221
Tie Rod Adjusting Sleeve				
1968			ES319S	2 S221
Tie Rod End				
1968	(Powdered Metal Gusher Brg. For Better Lubrication)	Outer	ES319R ‡	2 S221
	(Powdered Metal Gusher Brg. For Better Lubrication)	Inner	ES319L ‡	2 S221

PLYMOUTH-Satellite Sport Wagon (Cont.)

REAR SUSPENSION

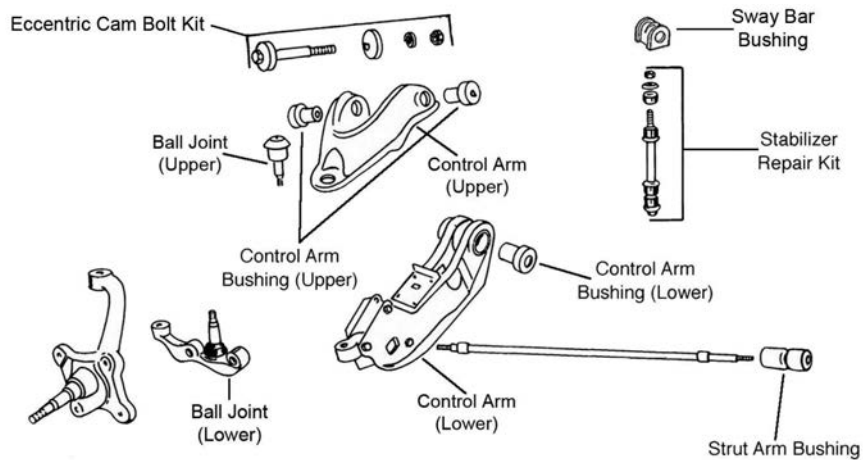


R309

Year	Model/Application	Part	P/C Qty	Figure
Leaf Spring Bolt Kit				
1968	318(5.2L) 383(6.3L)	K150236 K150236	2 2	R309 R309
Leaf Spring Shackle Bushing				
1968	(Split Type Bushing)	K7308	4	R309

PLYMOUTH-Savoy

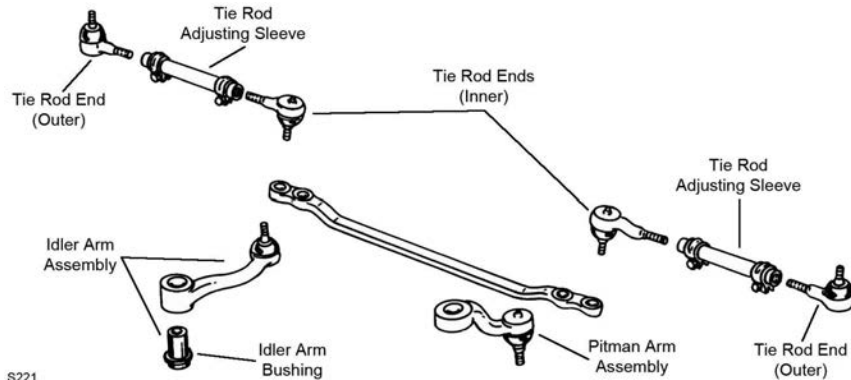
FRONT SUSPENSION



F124

Year	Model/Application	Part	P/C Qty	Figure	
Ball Joint					
1964-1962	(Powdered Metal Gusher Brg. For Better Lubrication) (Powdered Metal Gusher Brg. For Better Lubrication) (Powdered Metal Gusher Brg. For Better Lubrication)	Upper Left Lower Right Lower	K772 ‡ K783 ‡ K781 ‡	2 1 1	F124 F124 F124
1961-1957	(Powdered Metal Gusher Brg. For Better Lubrication) (Threaded Type, Powdered Metal Gusher Brg. For Better Lubrication)	Upper Lower	K772 ‡ K719 ‡	2 2	
Control Arm Bushing					
1964-1962	(Contains Front And Rear Bushings) (Optional, Eccentric Bushing, Provides Additional Positive(+) Camber Adjustment)	Upper Upper Lower	K408 K7103 K791	1 2 2	F124 F124 F124
1961-1959	(Contains Front And Rear Bushings)	Upper	K325	1	
Strut Rod Bushing					
1964-1962			K7039	1	F124
1961-1957	(Improved Design)		K7039	1	F124

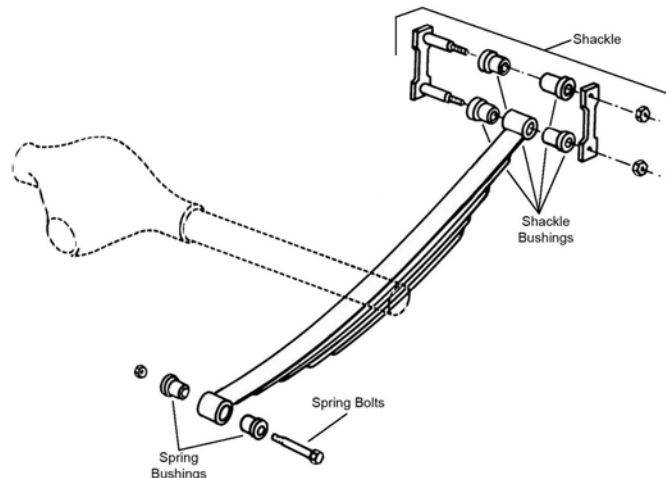
STEERING



S221

Year	Model/Application	Part	P/C Qty	Figure
Idler Arm				
1964-1962	(Powdered Metal Gusher Brg. For Better Lubrication)	K779 ‡	1	S221
Tie Rod Adjusting Sleeve				
1964-1962		ES319S	2	S221
1961-1957	11/16" - 18 Thread, 4.72" Length	ES2004S	1	
Tie Rod End				
1964-1962	(Powdered Metal Gusher Brg. For Better Lubrication)	Outer	ES319R ‡	2
	(Powdered Metal Gusher Brg. For Better Lubrication)	Inner	ES319L ‡	2
1956-1955	230(3.8L), 3.410" Length, (Includes Sunoloy-Coated Metal Bearing To Combine Durability With Smooth Stud Swing)	Left Outer	ES158L ‡	1
	230(3.8L), 3.410" Length, (Includes Sunoloy-Coated Metal Bearing To Combine Durability With Smooth Stud Swing)	Right Outer	ES158R ‡	1
	230(3.8L), 3.410" Length, (Includes Sunoloy-Coated Metal Bearing To Combine Durability With Smooth Stud Swing)	Left Inner	ES158R ‡	1
	230(3.8L), 3.410" Length, (Includes Sunoloy-Coated Metal Bearing To Combine Durability With Smooth Stud Swing)	Right Inner	ES158L ‡	1
1954	Conventional Manual Steering, .688" - 18 Threads, 3.410" Length, (Includes Sunoloy-Coated Metal Bearing To Combine Durability With Smooth Stud Swing)	Right Outer	ES158L ‡	1
	Conventional Manual Steering, .688" - 18 Threads, 3.410" Length, (Includes Sunoloy-Coated Metal Bearing To Combine Durability With Smooth Stud Swing)	Inner	ES158R ‡	2
1953	Manual Steering, 3.410" Length, (Includes Sunoloy-Coated Metal Bearing To Combine Durability With Smooth Stud Swing)	Right Outer	ES158R ‡	1
	Manual Steering, 3.410" Length, (Includes Sunoloy-Coated Metal Bearing To Combine Durability With Smooth Stud Swing)	Right Inner	ES158L ‡	1

REAR SUSPENSION



R309

Year	Model/Application	Part	P/C Qty	Figure
Leaf Spring Bolt Kit				
1964-1963	225(3.7L)	K150236	2	R309
	318(5.2L)	K150236	2	R309
	361(5.9L)	K150236	2	R309
	383(6.3L)	K150236	2	R309

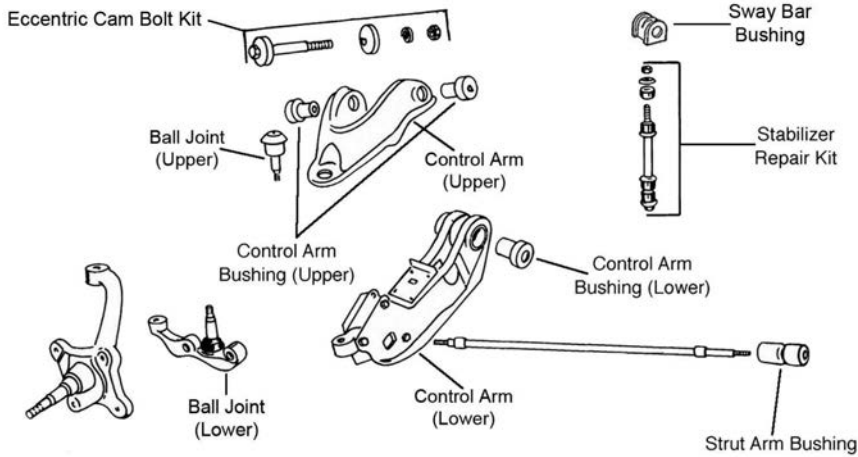
PLYMOUTH-Savoy (Cont.)

REAR SUSPENSION (Cont.)

Year	Model/Application	Part	P/C Qty	Figure
Leaf Spring Bolt Kit				
1962		K150236	2	R309
Leaf Spring Shackle Bushing				
1964-1962	(Split Type Bushing)	K7308	4	R309
1961-1960	(Split Type Bushing)	Upper Rear K7308	2	

PLYMOUTH-Scamp

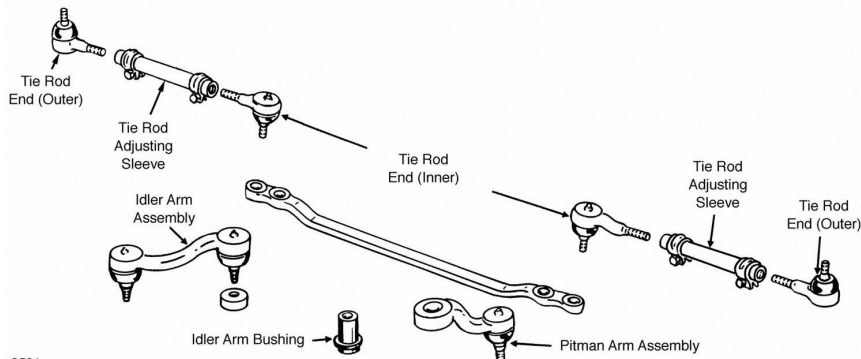
FRONT SUSPENSION



F124

Year	Model/Application	Part	P/C Qty	Figure	
Ball Joint					
1976-1973	(Powdered Metal Gusher Brg. For Better Lubrication)	Upper	K772 ‡	2	F124
	(Powdered Metal Gusher Brg. For Better Lubrication)	Left Lower	K783 ‡	1	F124
	(Powdered Metal Gusher Brg. For Better Lubrication)	Right Lower	K781 ‡	1	F124
1972-1971	(Powdered Metal Gusher Brg. For Better Lubrication)	Upper	K704 ‡	2	F124
	Front Disc, (Powdered Metal Gusher Brg. For Better Lubrication)	Left Lower	K7023 ‡	1	F124
	Front Disc, (Powdered Metal Gusher Brg. For Better Lubrication)	Right Lower	K7021 ‡	1	F124
	Front Drum, Rear Drum, (Powdered Metal Gusher Brg. For Better Lubrication)	Left Lower	K787 ‡	1	F124
	Front Drum, Rear Drum, (Powdered Metal Gusher Brg. For Better Lubrication)	Right Lower	K785 ‡	1	F124
Control Arm Bumper Bushing					
1976-1971		Lower	K3180	2	F124
Control Arm Bushing					
1976-1971	(Contains Front And Rear Bushings)	Upper	K408	1	F124
	(Optional, Eccentric Bushing, Provides Additional Positive(+) Camber Adjustment)	Upper	K7103	2	F124
		Lower	K791	2	F124
Strut Rod Bushing Kit					
1972-1971	(Improved Design)		K7040	1	F124

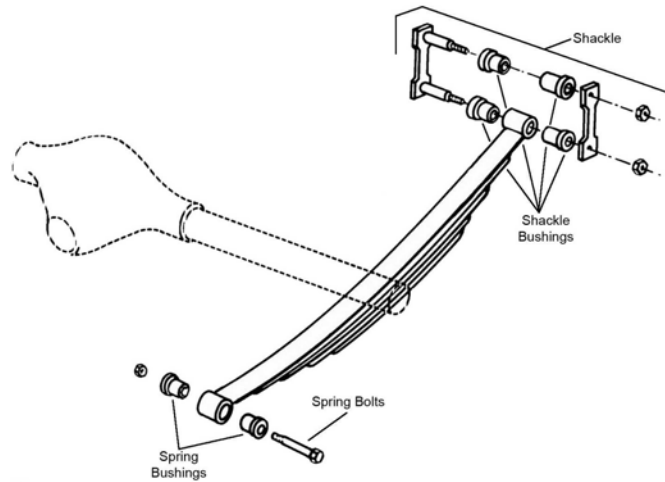
STEERING



S521

(Cont.) Scamp-PLYMOUTH

STEERING (Cont.)				
Year	Model/Application	Part	P/C Qty	Figure
Idler Arm				
1976-1973	(Powdered Metal Gusher Brg. For Better Lubrication)	K7086 ‡	1	S521
1972-1971	(Powdered Metal Gusher Brg. For Better Lubrication)	K7042 ‡	1	S521
Idler Arm Bushing Kit				
1976-1973	(For OE Design Idler Arm Only)	K7046	1	S521
Pitman Arm				
1976-1973	Power Steering, (Greaseable Socket Reduces Corrosion/Wear)	K7076 ‡	1	S521
1974-1973	Manual Steering, (Greaseable Socket Reduces Corrosion/Wear)	K7075 ‡	1	S521
1972-1971	(Greaseable Socket Reduces Corrosion/Wear)	K7074 ‡	1	S521
Tie Rod Adjusting Sleeve				
1976-1971		ES319S	2	S521
Tie Rod End				
1976-1971	(Right Hand Threads, Powdered Metal Gusher Brg. For Better Lubrication)	Outer ES401R ‡	2	S521
	(Left Hand Threads, Powdered Metal Gusher Brg. For Better Lubrication)	Inner ES401L ‡	2	S521

REAR SUSPENSION

R309

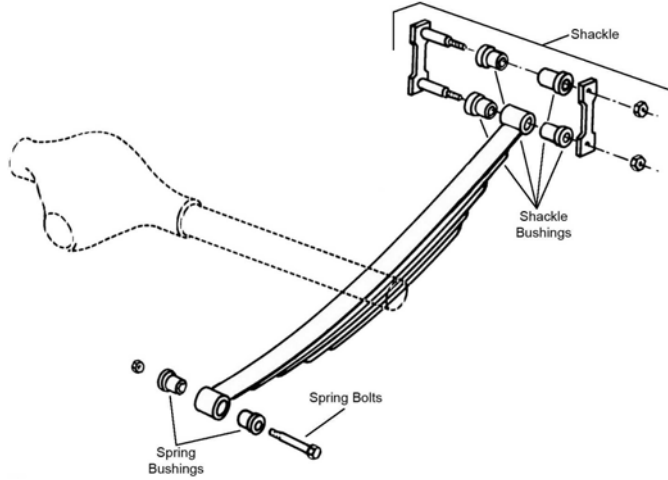
Year	Model/Application	Part	P/C Qty	Figure
Leaf Spring Bolt Kit				
1973-1971	V8 Cyl	K150236	2	R309
Leaf Spring Bushing				
1976-1975	Fixed End	K200998	2	R309
Leaf Spring Shackle				
1976-1971		K150239	2	R309
Leaf Spring Shackle Bushing				
1976-1971		K7309	4	R309

Special Deluxe-PLYMOUTH

STEERING				
Year	Model/Application	Part	P/C Qty	Figure
Tie Rod End				
1950-1942	.688" - 18 Threads, 3.410" Length, (Includes Sunoloy-Coated Metal Bearing To Combine Durability With Smooth Stud Swing)	Right Outer ES158L ‡	1	
	.688" - 18 Threads, 3.410" Length, (Includes Sunoloy-Coated Metal Bearing To Combine Durability With Smooth Stud Swing)	Inner ES158R ‡	2	

PLYMOUTH-Special Deluxe (Cont.)

REAR SUSPENSION

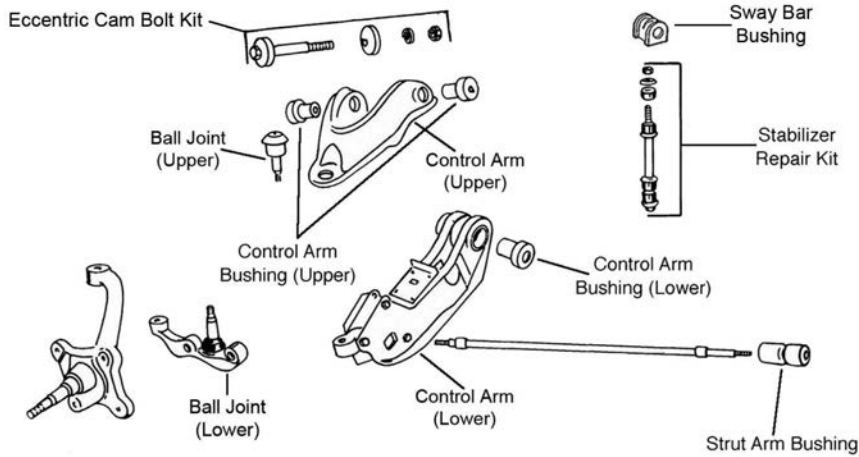


R309

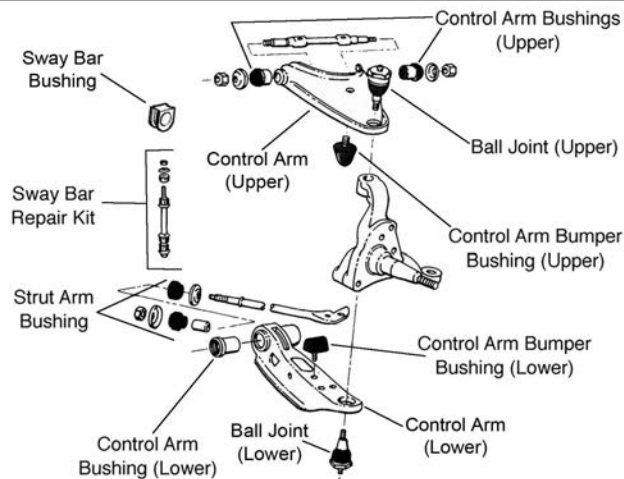
Year	Model/Application	Part	P/C Qty	Figure
Leaf Spring Shackle Bushing				
1950-1941		K200917	8	R309

PLYMOUTH-Sport Fury

FRONT SUSPENSION



F124



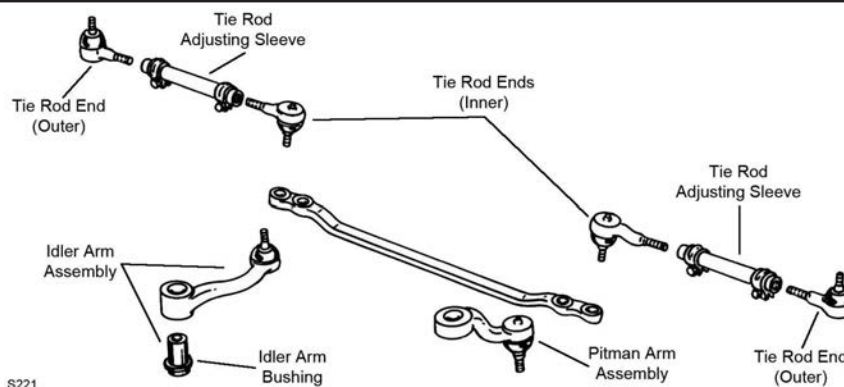
F125

(Cont.) Sport Fury-PLYMOUTH

FRONT SUSPENSION (Cont.)

Year	Model/Application	Part	P/C Qty	Figure
Ball Joint				
1976	(Powdered Metal Gusher Brg. For Better Lubrication) (Press In Type, Powdered Metal Gusher Brg. For Better Lubrication)	Upper Lower	K772 ‡ K7069 ‡	2 2 F125 F125
1971-1962	(Powdered Metal Gusher Brg. For Better Lubrication)	Upper	K772 ‡	2 F124
1964-1962	(Powdered Metal Gusher Brg. For Better Lubrication) (Powdered Metal Gusher Brg. For Better Lubrication)	Left Lower Right Lower	K783 ‡ K781 ‡	1 1 F124 F124
1959	(Powdered Metal Gusher Brg. For Better Lubrication) (Threaded Type, Powdered Metal Gusher Brg. For Better Lubrication)	Upper Lower	K772 ‡ K719 ‡	2 2 F124 F125
Control Arm Bumper Bushing				
1976		Upper	K7293	2 F125
1971		Upper	K7293	2 F124
Control Arm Bushing				
1976	(Contains Front And Rear Bushings)	Upper Lower	K7058 K7059	2 2 F125 F125
1971-1965	(Optional, Eccentric Bushing, Provides Additional Positive(+) Camber Adjustment, High Quality Elastomer For Durability And Performance)	Upper Lower	K7104 ‡ K7007	2 2 F124 F124
1964-1962	(Contains Front And Rear Bushings) (Optional, Eccentric Bushing, Provides Additional Positive(+) Camber Adjustment)	Upper Upper Lower	K408 K7103 K791	1 2 2 F124 F124 F124
1959	(Contains Front And Rear Bushings)	Upper	K325	1 F125
Control Arm Bushing Set				
1971-1965	(Contains Front And Rear Bushings, Standard Design)	Upper	K7006	2 F124, F125
Strut Rod Bushing				
1964-1962			K7039	1 F124, F125
1959			K7039	1 F124, F125
Strut Rod Bushing Kit				
1971-1965	(Standard Design)		K7019A	1
Sway Bar Bushing				
1976		To Frame To Strut Rod	K7062 K7064	1 1 F125 F124, F125
1971-1970		To Strut Rod	K7064	1 F124, F125
1971-1965		To Frame	K7061	1 F124
1969-1965		To Strut Rod	K7064	1 F124

STEERING



S221

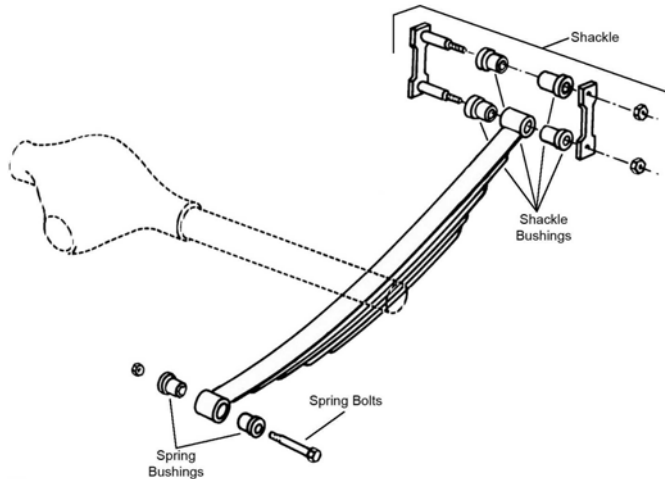
Year	Model/Application	Part	P/C Qty	Figure
Idler Arm				
1976	(Powdered Metal Gusher Brg. For Better Lubrication)		K7066 ‡	1 S221
1971-1965	(Powdered Metal Gusher Brg. For Better Lubrication)		K7014 ‡	1 S221
1964-1962	(Powdered Metal Gusher Brg. For Better Lubrication)		K779 ‡	1 S221
Idler Arm Bushing Kit				
1971-1969	(For OE Design Idler Arm Only)	Support End	K7046	1 S221
1968	From 4/1/68, (For OE Design Idler Arm Only)	Support End	K7046	1 S221
Pitman Arm				
1976	Power Steering, (Greaseable Socket Reduces Corrosion/Wear)		K7076 ‡	1 S221

PLYMOUTH-Sport Fury (Cont.)

STEERING (Cont.)

Year	Model/Application	Part	P/C Qty	Figure	
Tie Rod Adjusting Sleeve					
1976		ES430S	2	S221	
1965	4.72" Length	ES2004S	2	S221	
1964-1962		ES319S	2	S221	
1959		ES2004S	2	S221	
Tie Rod End					
1976	(Right Hand Threads, Powdered Metal Gusher Brg. For Better Lubrication) (Left Hand Threads, Powdered Metal Gusher Brg. For Better Lubrication)	Outer Inner	ES401R ‡ ES401L ‡	2 2	S221 S221
1971-1966	(Powdered Metal Gusher Brg. For Better Lubrication) (Powdered Metal Gusher Brg. For Better Lubrication)	Outer Inner	ES352R ‡ ES355RL ‡	2 2	S221 S221
1965	5.00" Length, (Powdered Metal Gusher Brg. For Better Lubrication) 5.00" Length, (Powdered Metal Gusher Brg. For Better Lubrication)	Outer Inner	ES352R ‡ ES355RL ‡	2 2	S221 S221
1964-1962	(Powdered Metal Gusher Brg. For Better Lubrication) (Powdered Metal Gusher Brg. For Better Lubrication)	Outer Inner	ES319R ‡ ES319L ‡	2 2	S221 S221

REAR SUSPENSION

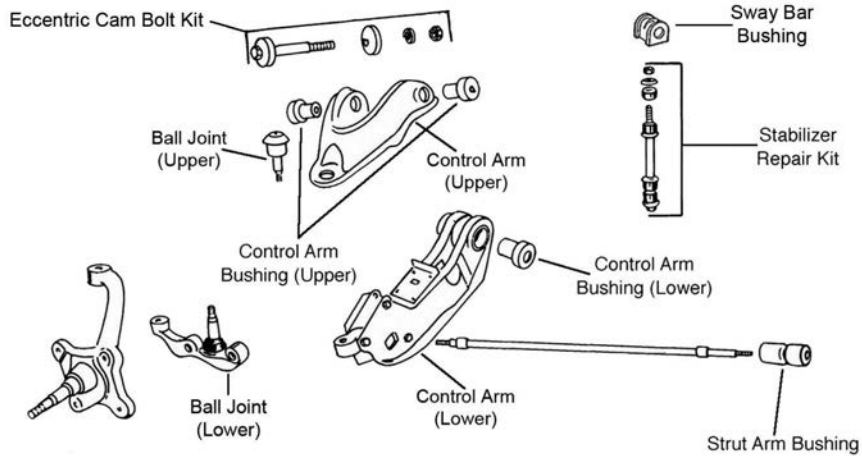


R309

Year	Model/Application	Part	P/C Qty	Figure	
Leaf Spring Bolt					
1959		K150193	2	R309	
Leaf Spring Bolt Kit					
1971-1962		K150236	2	R309	
Leaf Spring Bushing					
1976	2 Dr. Hardtop, 4 Dr. Sedan 4 Dr. Station Wagon, 6 Passenger 4 Dr. Station Wagon, 9 Passenger	Fixed End Fixed End Fixed End	SB364 SB364 K200998	2 2 2	R309 R309 R309
Leaf Spring Shackle Bushing					
1976	(Split Type Bushing)		K7308	4	R309
1971-1962	(Split Type Bushing)		K7308	4	R309
1959	(Split Type Bushing)		K7308	4	R309

Sport Fury GT-PLYMOUTH

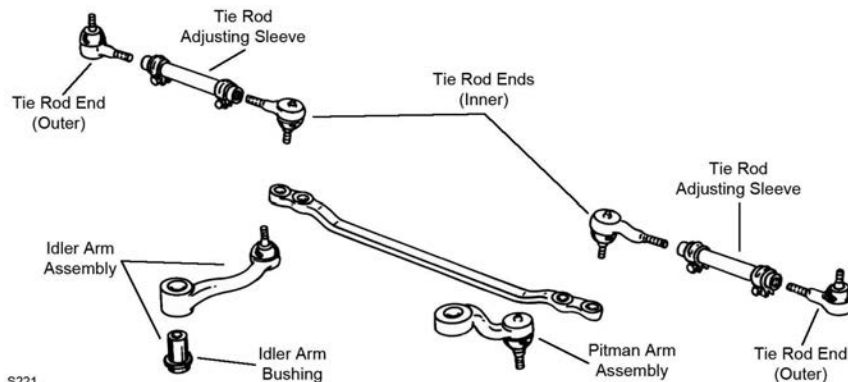
FRONT SUSPENSION



F124

Year	Model/Application	Part	P/C Qty	Figure
Ball Joint				
1971-1970	(Powdered Metal Gusher Brg. For Better Lubrication)	Upper	K772 ‡	2 F124
Control Arm Bumper Bushing				
1971		Upper	K7293	2 F124
Control Arm Bushing				
1971-1970	(Optional, Eccentric Bushing, Provides Additional Positive(+) Camber Adjustment, High Quality Elastomer For Durability And Performance)	Upper Lower	K7104 ‡ K7007	2 2 F124
Control Arm Bushing Set				
1971-1970	(Contains Front And Rear Bushings, Standard Design)	Upper	K7006	2 F124
Strut Rod Bushing Kit				
1971-1970	(Standard Design)		K7019A	1
Sway Bar Bushing				
1971-1970		To Frame	K7061	1 F124

STEERING

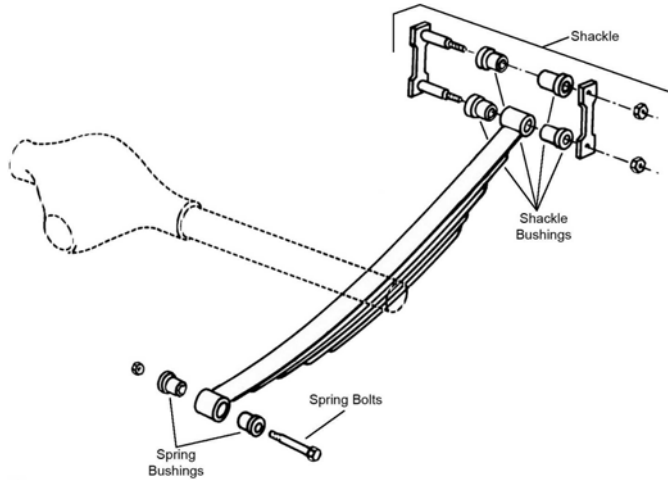


S221

Year	Model/Application	Part	P/C Qty	Figure
Idler Arm				
1971-1970	(Powdered Metal Gusher Brg. For Better Lubrication)		K7014 ‡	1 S221
Idler Arm Bushing Kit				
1971-1970	(For OE Design Idler Arm Only)	Support End	K7046	1 S221
Tie Rod End				
1971-1970	(Powdered Metal Gusher Brg. For Better Lubrication)	Outer	ES352R ‡	2 S221
	(Powdered Metal Gusher Brg. For Better Lubrication)	Inner	ES355RL ‡	2 S221

PLYMOUTH-Sport Fury GT (Cont.)

REAR SUSPENSION

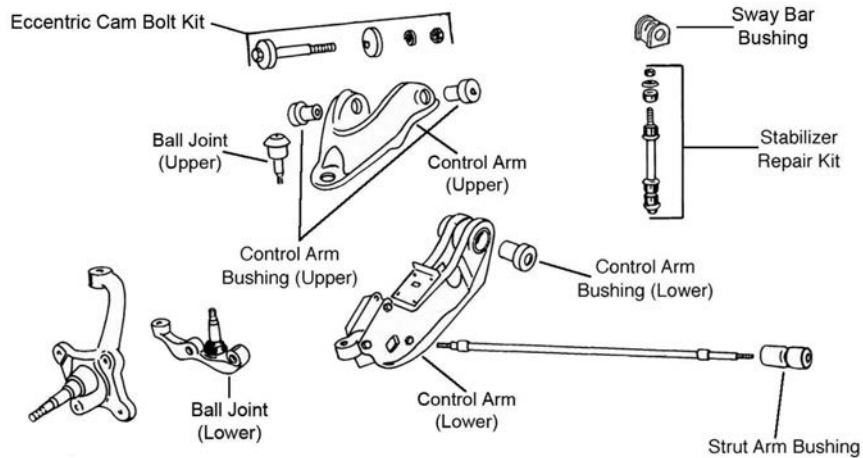


R309

Year	Model/Application	Part	P/C Qty	Figure
Leaf Spring Bolt Kit				
1971-1970		K150236	2	R309
Leaf Spring Shackle Bushing				
1971-1970	(Split Type Bushing)	K7308	4	R309

PLYMOUTH-Sport Satellite

FRONT SUSPENSION



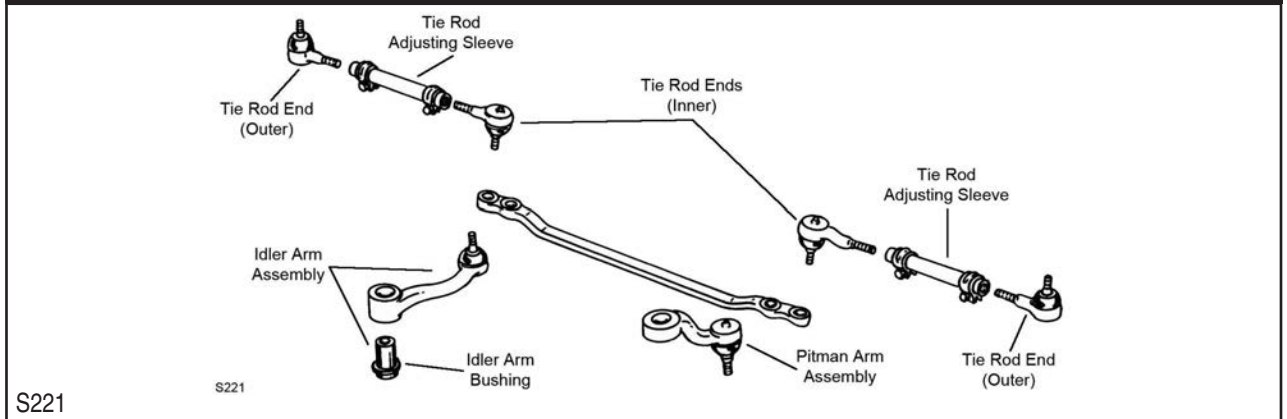
F124

Year	Model/Application	Part	P/C Qty	Figure	
Ball Joint					
1970-1968	(Powdered Metal Gusher Brg. For Better Lubrication)	Upper	K772 ‡	2	F124
	(Powdered Metal Gusher Brg. For Better Lubrication)	Left Lower	K783 ‡	1	F124
	(Powdered Metal Gusher Brg. For Better Lubrication)	Right Lower	K781 ‡	1	F124
Control Arm Bumper Bushing					
1970-1968		Lower	K3180	2	F124
Control Arm Bushing					
1970-1968	(Contains Front And Rear Bushings)	Upper	K408	1	F124
	(Optional, Eccentric Bushing, Provides Additional Positive(+) Camber Adjustment)	Upper	K7103	2	F124
		Lower	K791	2	F124
Strut Rod Bushing Kit					
1970-1968	(Improved Design)		K7026	1	
	(Standard Design)		K7016A	1	
Sway Bar Bushing					
1970	15/16" Sway Bar Diameter	To Frame	K5241	1	F124
1970-1968		To Strut Rod	K7064	1	F124

FRONT SUSPENSION (Cont.)

Year	Model/Application	Part	P/C Qty	Figure
Sway Bar Repair Kit				
1969-1968	(Heavy Duty Design) (Includes Polyurethane Bushings And Solid Metal Sleeve For Enhanced Performance. Barrel Nut Allows For Easier Installation.) (Standard Design)	K6629 ‡ K700535 ‡ K8266	2 2 2	F124 F124 F124

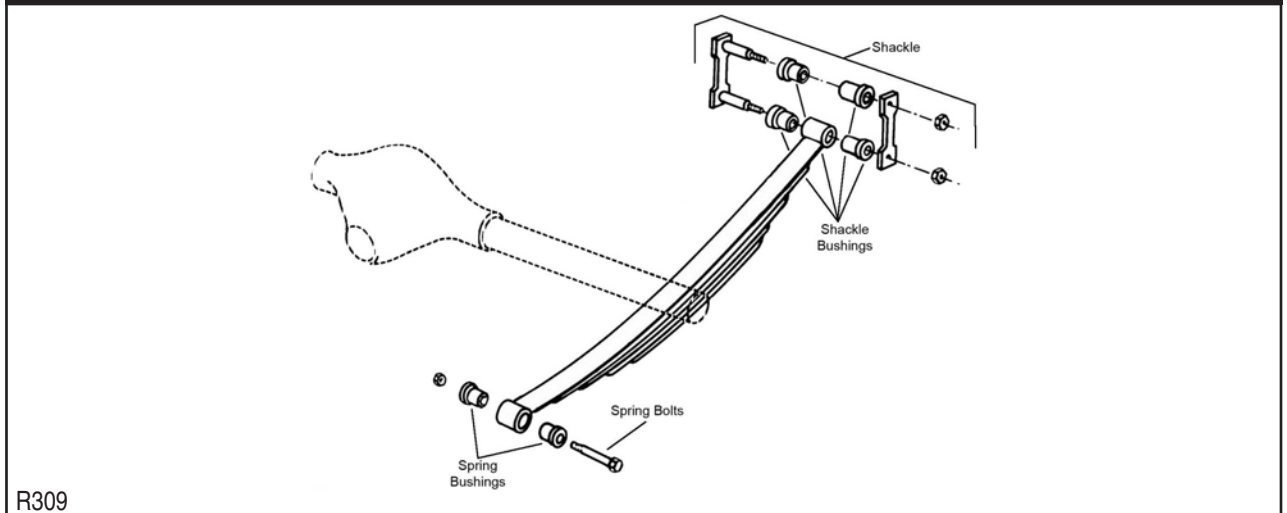
STEERING



S221

Year	Model/Application	Part	P/C Qty	Figure
Idler Arm				
1970-1968	(Powdered Metal Gusher Brg. For Better Lubrication)	K7041 ‡	1	S221
Tie Rod Adjusting Sleeve				
1970-1968		ES319S	2	S221
Tie Rod End				
1970	(Right Hand Threads, Powdered Metal Gusher Brg. For Better Lubrication) (Left Hand Threads, Powdered Metal Gusher Brg. For Better Lubrication)	Outer ES401R ‡ Inner ES401L ‡	2 2	S221 S221
1969-1968	(Powdered Metal Gusher Brg. For Better Lubrication) (Powdered Metal Gusher Brg. For Better Lubrication)	Outer ES319R ‡ Inner ES319L ‡	2 2	S221 S221

REAR SUSPENSION

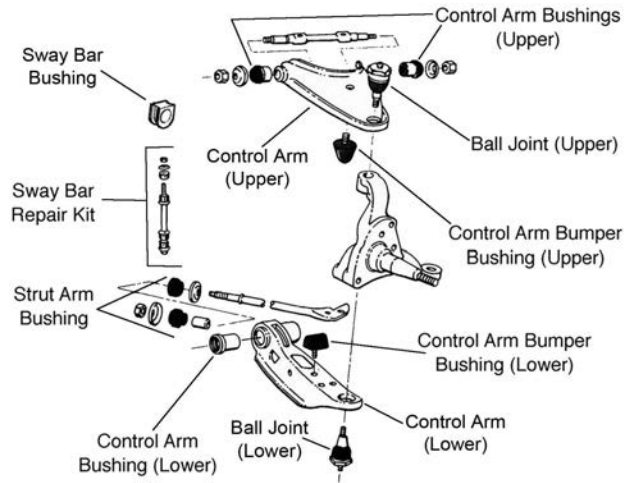


R309

Year	Model/Application	Part	P/C Qty	Figure
Leaf Spring Bolt Kit				
1970-1969	440(7.2L)	K150236	2	R309
1970-1968	318(5.2L) 383(6.3L)	K150236 K150236	2 2	R309 R309
Leaf Spring Shackle Bushing				
1970-1968	(Split Type Bushing)	K7308	4	R309

PLYMOUTH-Sport Wagon

FRONT SUSPENSION

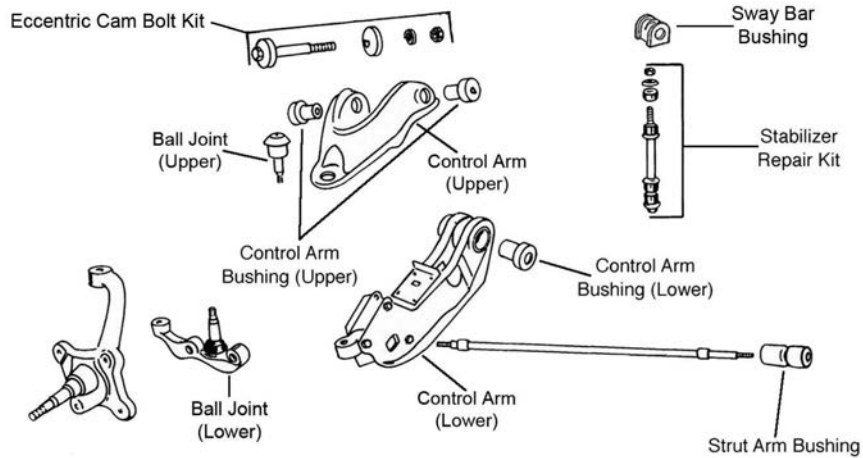


F125

Year	Model/Application	Part	P/C Qty	Figure
Ball Joint				
1961-1960	(Threaded Type, Powdered Metal Gusher Brg. For Better Lubrication)	Lower	K719 ‡	2
Strut Rod Bushing				
1961-1960			K7039	1
REAR SUSPENSION				
Year	Model/Application	Part	P/C Qty	Figure
Leaf Spring Shackle Bushing				
1961-1960	(Split Type Bushing)		K7308	4

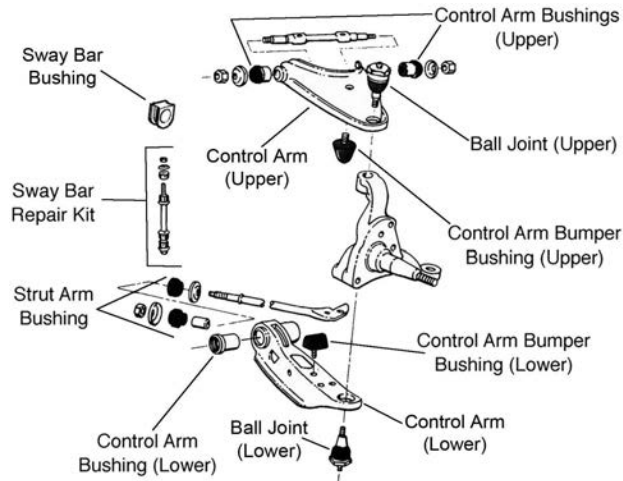
PLYMOUTH-Suburbans

FRONT SUSPENSION



F124

FRONT SUSPENSION (Cont.)

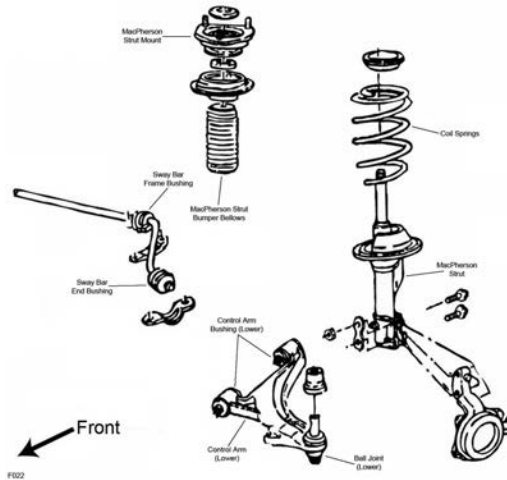


F125

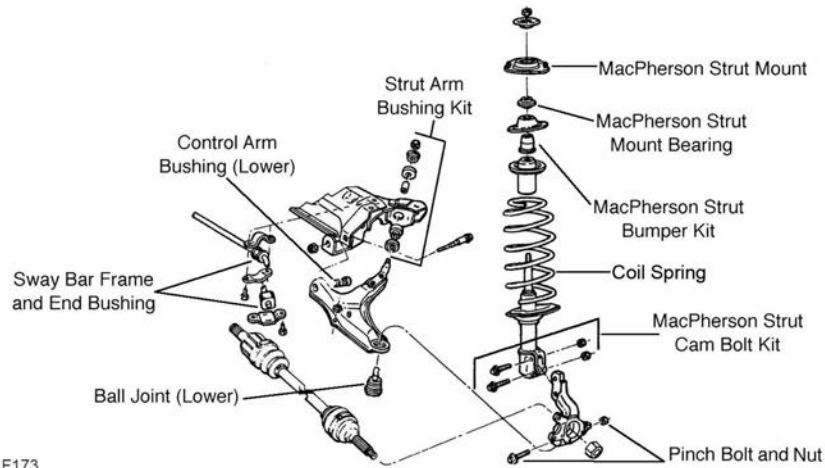
Year	Model/Application	Part	P/C Qty	Figure
Ball Joint				
1974	(Powdered Metal Gusher Brg. For Better Lubrication)	Upper	K778 ‡	2
	(Powdered Metal Gusher Brg. For Better Lubrication)	Lower	K7025 ‡	2
1973-1972	(Powdered Metal Gusher Brg. For Better Lubrication)	Upper	K772 ‡	2
Control Arm Bumper Bushing				
1974		Upper	K7293	2
1973-1972		Upper	K7293	2
Control Arm Bushing				
1974	(Contains Front And Rear Bushings)	Upper	K7070	2
1973-1972		Lower	K7007	2
Control Arm Bushing Set				
1973-1972	(Contains Front And Rear Bushings, Standard Design)	Upper	K7006	2
Strut Rod Bushing Kit				
1973-1972	(Standard Design)		K7019A	1
Sway Bar Bushing				
1973-1972		To Frame	K7061	1
Sway Bar Repair Kit				
1974	(Heavy Duty Design)		K6629 ‡	2
	(Includes Polyurethane Bushings And Solid Metal Sleeve For Enhanced Performance. Barrel Nut Allows For Easier Installation.)		K700535 ‡	2
	(Standard Design)		K8266	2
STEERING				
Year	Model/Application	Part	P/C Qty	Figure
Idler Arm				
1974	(Powdered Metal Gusher Brg. For Better Lubrication)		K7073 ‡	1
1973-1972	(Powdered Metal Gusher Brg. For Better Lubrication)		K7014 ‡	1
Idler Arm Bushing Kit				
1974-1972	1.178" Outside Diameter, (For OE Design Idler Arm Only)		K7046	1
Tie Rod Adjusting Sleeve				
1974	(Optional 11/16" Diameter Tie Rod Ends Must Be Used)		ES440S	2
Tie Rod End				
1974-1972	(Powdered Metal Gusher Brg. For Better Lubrication)	Outer	ES352R ‡	2
	(Powdered Metal Gusher Brg. For Better Lubrication)	Inner	ES355RL ‡	2
REAR SUSPENSION				
Year	Model/Application	Part	P/C Qty	Figure
Leaf Spring Shackle Bushing				
1974-1972	(Split Type Bushing)	Upper Rear	K7308	2

PLYMOUTH-Sundance

FRONT SUSPENSION



F022



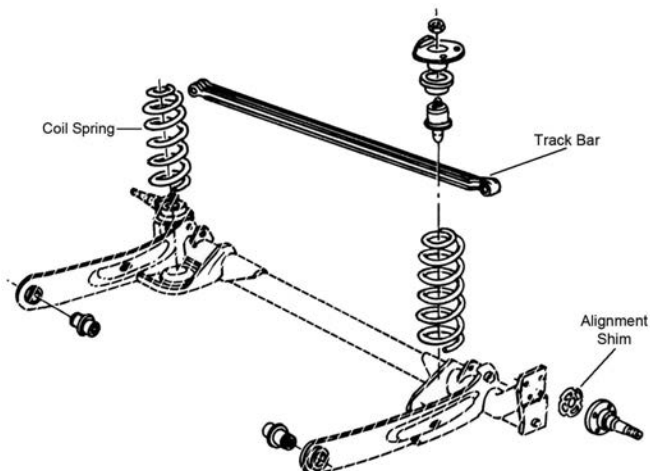
F173

Year	Model/Application	Part	P/C Qty	Figure
Ball Joint				
1990-1987	(Full Ball Stud Provides 360 Degrees Of Smooth Rotation)	Lower	K7147 ‡	2 F173
Control Arm Bushing				
1989-1987		Lower Front	K7099	2 F173
Control Arm with Ball Joint				
1989-1988	(R-Series)	Left Lower	RK621311	1 F173
	(R-Series)	Right Lower	RK621312	1 F173
1987	Standard Suspension, (R-Series)	Left Lower	RK621311	1 F173
	Standard Suspension, (R-Series)	Right Lower	RK621312	1 F173
Strut and Spring Assembly				
1990-1989	(Coated For Corrosion Resistance, Strut, Spring & Top Mount)	Left	ST8504L ‡	1 F022
	(Coated For Corrosion Resistance, Strut, Spring & Top Mount)	Right	ST8504R ‡	1 F022
Strut Bearing Spacer				
1990-1987	(Spacer)	Upper	K7378	2 F173
Strut Bumper Bellows				
1990-1989	(OE Material For Strut Performance And Longevity, Contains Bumper)		K90462 ‡	2 F173
1988-1987	(Contains Bumper)		K90463	2 F173
Strut Mount				
1990-1987	(Contains Bearing)		K7175	2 F173
Strut Rod Bushing				
1989-1987	(Improved Design)	To Frame	K7098	1 F173
Strut Rod Bushing Kit				
1988-1987	(Improved Design)		K7145	1 F173

FRONT SUSPENSION (Cont.)					
Year	Model/Application	Part	P/C Qty	Figure	
Strut Spring Seat					
1990-1987	(Spacer Plate Only) (Spring Seat Only)	Upper Upper Lower	K7377 K7333 K7338	2 2 2	F173 F173 F173
Sway Bar Bushing					
1990-1989	1" Sway Bar Diameter 1" Sway Bar Diameter 1-1/16" Sway Bar Diameter 1-1/16" Sway Bar Diameter 1-1/8" Sway Bar Diameter 1-1/8" Sway Bar Diameter 1-3/16" Sway Bar Diameter 15/16" Sway Bar Diameter 15/16" Sway Bar Diameter 3/4" Sway Bar Diameter 7/8" Sway Bar Diameter 7/8" Sway Bar Diameter	To Arm To Frame To Arm To Frame To Arm To Frame To Frame To Arm To Frame To Frame To Arm To Frame	K7144 K7139 K7219 K7222 K7220 K7223 K7224 K7143 K7138 K7221 K7142 K7137	1 1 1 1 1 1 1 1 1 1 1 1	F022 F022 F022 F022 F022 F022 F022 F022 F022 F022 F022 F022
1988-1987	1" Sway Bar Diameter 1" Sway Bar Diameter 1-1/16" Sway Bar Diameter 1-1/16" Sway Bar Diameter 1-1/8" Sway Bar Diameter 1-1/8" Sway Bar Diameter 1-3/16" Sway Bar Diameter 15/16" Sway Bar Diameter 15/16" Sway Bar Diameter 3/4" Sway Bar Diameter 7/8" Sway Bar Diameter 7/8" Sway Bar Diameter	To Arm To Frame To Arm To Frame To Arm To Frame To Frame To Arm To Frame To Frame To Arm To Frame	K7144 K7139 K7219 K7222 K7220 K7223 K7224 K7143 K7138 K7221 K7142 K7137	1 1 1 1 1 1 1 1 1 1 1 1	F173 F173 F173 F173 F173 F173 F173 F173 F173 F173 F173 F173
Wheel Hub Repair Kit					
1990-1987	(4 Stud Hub) (5 Stud Hub)		518501 518502	2 2	
STEERING					
S228					
Year	Model/Application	Part	P/C Qty	Figure	
Rack & Pinion Boot Kit					
1990-1987	(High Temperature)		K8441	2	S228
Steering Rack Insulator Bushing					
1990-1987			K7113	1	S228
Tie Rod End					
1990-1987	(Powdered Metal Gusher Brg. For Better Lubrication) Rack & Pinion Power, Saginaw Design Rack And Pinion Gear, (Full Ball Stud Provides 360 Degrees Of Smooth Rotation) Rack & Pinion Power, TRW Design Rack And Pinion Gear, (Full Ball Stud Provides 360 Degrees Of Smooth Rotation)	Outer Inner Inner	ES3008RL ‡ EV116 ‡ EV128 ‡	2 2 2	S228 S228 S228

PLYMOUTH-Sundance (Cont.)

REAR SUSPENSION

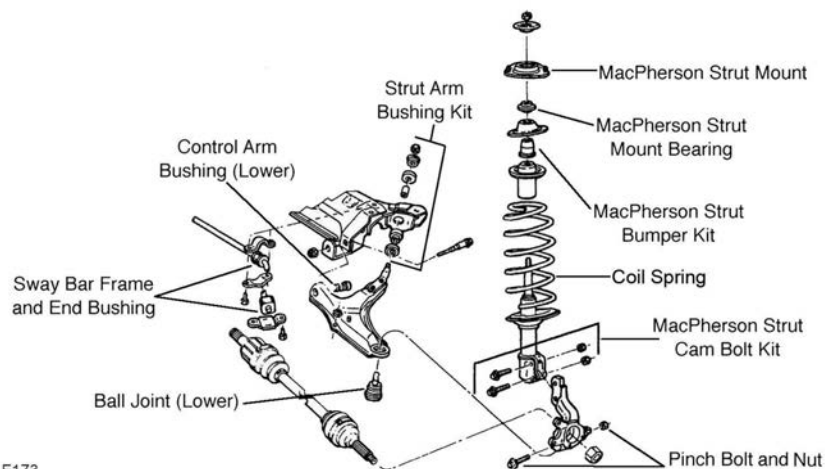


R334

Year	Model/Application	Part	P/C Qty	Figure
Track Bar				
1990-1987	(Contains Bushings)	K7163	1	R334

PLYMOUTH-TC3

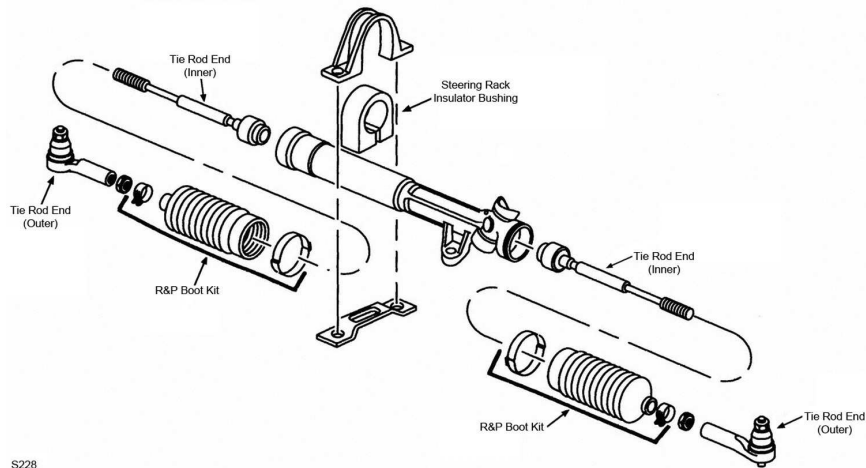
FRONT SUSPENSION



F173

Year	Model/Application	Part	P/C Qty	Figure
Ball Joint				
1982-1981	(Full Ball Stud Provides 360 Degrees Of Smooth Rotation)	Lower	K7115 ‡	2 F173
Control Arm Bushing				
1982-1981		Lower	K7099	2 F173
Strut Bumper Bellows				
1982-1981	(Replacement Type, Contains Bumper)		K90460	2 F173
Strut Mount				
1982-1981	(Contains Bearing, Contains Spacer)		K7179	2 F173
Strut Rod Bushing				
1982-1981	(Improved Design)		K7098	1 F173
Sway Bar Bushing				
1982	1" Sway Bar Diameter, (Contains Thermoplastic Bushings And Universal Mounting Bracket)	To Frame	K8793 ‡	1 F173
	15/16" Sway Bar Diameter	To Arm	K7143	1 F173
	7/8" Sway Bar Diameter	To Arm	K7142	1 F173
	7/8" Sway Bar Diameter	To Frame	K7135	1 F173
1981	1" Sway Bar Diameter	To Frame	K7109	1 F173

STEERING



S228

S228

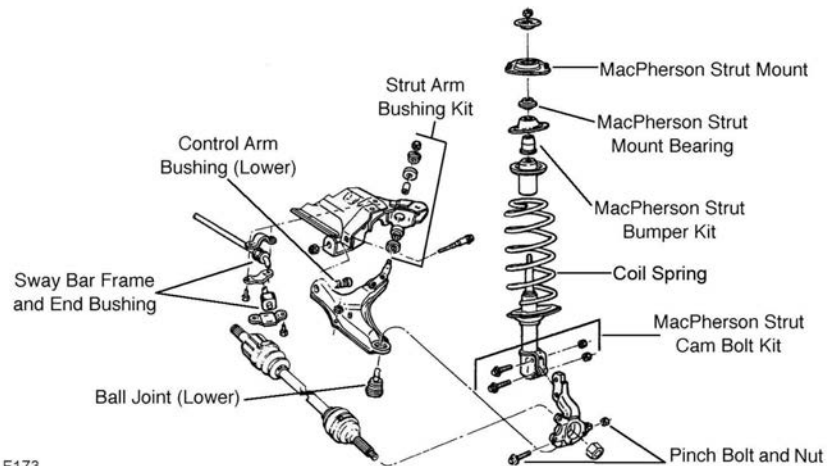
Year	Model/Application	Part	P/C Qty	Figure	
Rack & Pinion Boot Kit					
1982-1981	Rack Marked 7846704 Saginaw Rack Marked 7841002	Left Left	K6298 K6298	1 1	S228 S228
Steering Rack Insulator Bushing					
1982-1981	1 Mounting Bushing, Power Steering Power Steering, (Contains Left And Right Bushings)		K7113 K7112	1 1	S228 S228
Tie Rod End					
1982-1981	(Powdered Metal Gusher Brg. For Better Lubrication) Rack & Pinion Manual, Internally Threaded Racks Or Gears Marked 230, (Full Ball Stud Provides 360 Degrees Of Smooth Rotation) Rack & Pinion Power, (Full Ball Stud Provides 360 Degrees Of Smooth Rotation)	Outer Inner Inner	ES3008RL ‡ EV126 ‡ EV116 ‡	2 2 2	S228 S228 S228

REAR SUSPENSION

Year	Model/Application	Part	P/C Qty	Figure	
Leaf Spring Shackle Bushing					
1982-1981	(Split Type Bushing)	Upper Rear	K7308	2	

Turismo-PLYMOUTH

FRONT SUSPENSION



F173

F173

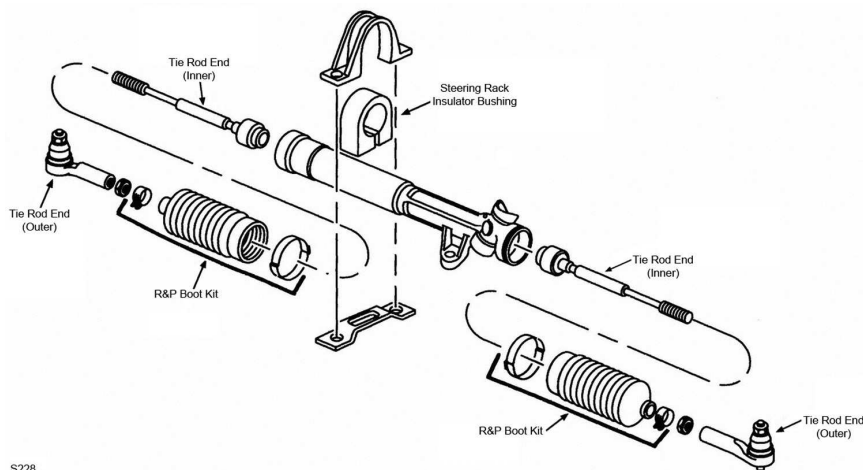
Year	Model/Application	Part	P/C Qty	Figure	
Ball Joint					
1987-1984	(Full Ball Stud Provides 360 Degrees Of Smooth Rotation)	Lower	K7147 ‡	2	F173
1983	(Full Ball Stud Provides 360 Degrees Of Smooth Rotation)	Lower	K7115 ‡	2	F173

PLYMOUTH-Turismo (Cont.)

FRONT SUSPENSION (Cont.)

Year	Model/Application	Part	P/C Qty	Figure
Control Arm Bushing				
1987-1983		Lower	K7099	2 F173
Control Arm with Ball Joint				
1987-1984	(R-Series) (R-Series)	Left Lower Right Lower	RK621311 RK621312	1 F173 1 F173
Strut Bumper Bellows				
1987-1983	(Replacement Type, Contains Bumper)		K90460	2 F173
Strut Mount				
1987-1983	(Contains Bearing, Contains Spacer)		K7179	2 F173
Strut Rod Bushing				
1987-1983	(Improved Design)	To Frame	K7098	1 F173
Strut Rod Bushing Kit				
1987-1984	(Improved Design)		K7145	1 F173
Sway Bar Bushing				
1987-1984	1" Sway Bar Diameter	To Frame	K7139	1 F173
	1-1/16" Sway Bar Diameter	To Arm	K7219	1 F173
	1-1/16" Sway Bar Diameter	To Frame	K7222	1 F173
	1-1/8" Sway Bar Diameter	To Frame	K7223	1 F173
	1-3/16" Sway Bar Diameter	To Frame	K7224	1 F173
	15/16" Sway Bar Diameter	To Frame	K7138	1 F173
	3/4" Sway Bar Diameter	To Frame	K7221	1 F173
	7/8" Sway Bar Diameter	To Frame	K7137	1 F173
1987-1983	1-1/8" Sway Bar Diameter	To Arm	K7220	1 F173
1986-1983	1" Sway Bar Diameter	To Arm	K7144	1 F173
	15/16" Sway Bar Diameter	To Arm	K7143	1 F173
	7/8" Sway Bar Diameter	To Arm	K7142	1 F173
1983	1" Sway Bar Diameter, (Contains Thermoplastic Bushings And Universal Mounting Bracket)	To Frame	K8793 ‡	1 F173
	7/8" Sway Bar Diameter	To Frame	K7135	1 F173
	7/8" Sway Bar Diameter, (Contains Thermoplastic Bushings And Universal Mounting Bracket)	To Frame	K8791 ‡	1 F173
Wheel Hub Repair Kit				
1987-1983			518500	2

STEERING

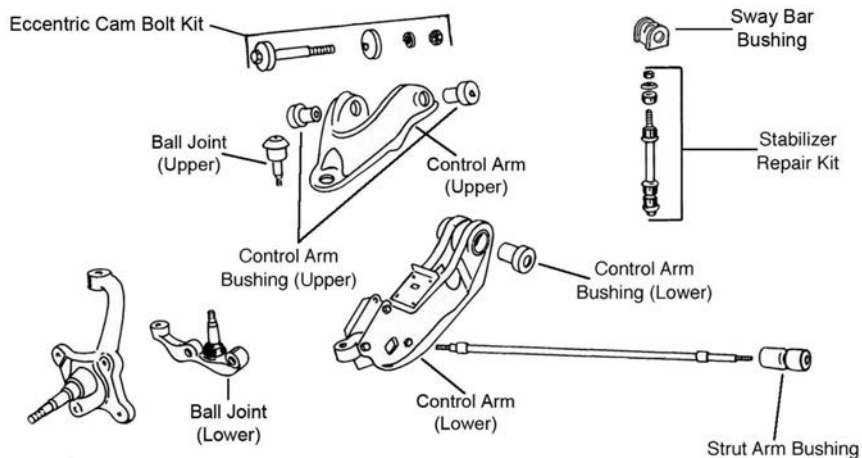


S228

Year	Model/Application	Part	P/C Qty	Figure
Rack & Pinion Boot Kit				
1987	TRW Rack Marked 25-6, (High Temperature)		K8441	2 S228
1987-1983	Rack Marked 7846704	Left	K6298	1 S228
	Saginaw Rack Marked 7841002	Left	K6298	1 S228
Steering Rack Insulator Bushing				
1987-1983	Power Steering		K7113	1 S228
Tie Rod End				
1987-1986	Rack & Pinion Manual, Internally Threaded Racks Or Gears Marked 230, (Full Ball Stud Provides 360 Degrees Of Smooth Rotation)	Inner	EV126 ‡	2 S228

STEERING (Cont.)

Year	Model/Application	Part	P/C Qty	Figure
Tie Rod End				
1987-1986 (Cont.)	Rack & Pinion Power, Saginaw Design Rack And Pinion Gear, (Full Ball Stud Provides 360 Degrees Of Smooth Rotation)	Inner EV116 ‡	2	S228
	Rack & Pinion Power, TRW Design Rack And Pinion Gear, (Full Ball Stud Provides 360 Degrees Of Smooth Rotation)	Inner EV128 ‡	2	S228
1987-1983	(Powdered Metal Gusher Brg. For Better Lubrication)	Outer ES3008RL ‡	2	S228
1985-1984	Rack & Pinion Manual, (Full Ball Stud Provides 360 Degrees Of Smooth Rotation)	Inner EV126 ‡	2	S228
1985-1983	Rack & Pinion Power, (Full Ball Stud Provides 360 Degrees Of Smooth Rotation)	Inner EV116 ‡	2	S228
1983	Rack & Pinion Manual, Internally Threaded Racks Or Gears Marked 230, (Full Ball Stud Provides 360 Degrees Of Smooth Rotation)	Inner EV126 ‡	2	S228
REAR SUSPENSION				
Year	Model/Application	Part	P/C Qty	Figure
Leaf Spring Shackle Bushing				
1984-1983	(Split Type Bushing)	Upper Rear K7308	2	

FRONT SUSPENSION

F124

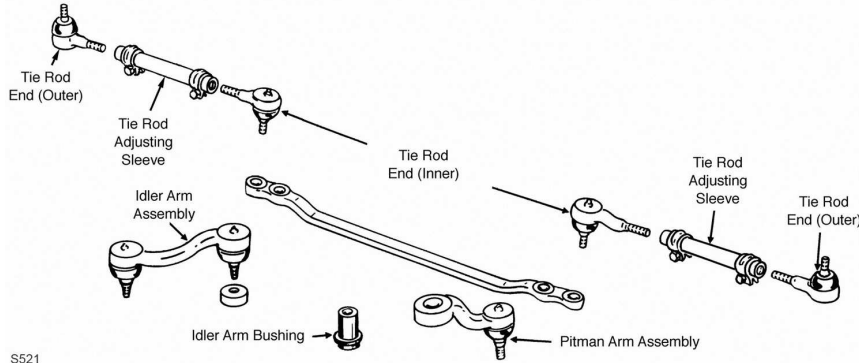
Year	Model/Application	Part	P/C Qty	Figure
Ball Joint				
1976-1973	(Powdered Metal Gusher Brg. For Better Lubrication)	Upper K772 ‡	2	F124
	(Powdered Metal Gusher Brg. For Better Lubrication)	Left Lower K783 ‡	1	F124
	(Powdered Metal Gusher Brg. For Better Lubrication)	Right Lower K781 ‡	1	F124
1972-1965	Front Disc, (Powdered Metal Gusher Brg. For Better Lubrication)	Left Lower K7023 ‡	1	F124
	Front Disc, (Powdered Metal Gusher Brg. For Better Lubrication)	Right Lower K7021 ‡	1	F124
1972-1962	Front Drum, (Powdered Metal Gusher Brg. For Better Lubrication)	Left Lower K787 ‡	1	F124
	Front Drum, (Powdered Metal Gusher Brg. For Better Lubrication)	Right Lower K785 ‡	1	F124
1972-1960	(Powdered Metal Gusher Brg. For Better Lubrication)	Upper K704 ‡	2	F124
Control Arm Bumper Bushing				
1976-1965		Lower K3180	2	
Control Arm Bushing				
1976-1962		Lower K791	2	F124
1976-1960	(Optional, Eccentric Bushing, Provides Additional Positive(+) Camber Adjustment) (Standard Design, Contains Front And Rear Bushings)	Upper K7103	2	F124
		Upper K408	1	F124
Strut Rod Bushing Kit				
1976-1973	(Improved Design)	K7068	1	F124
1972-1960	(Improved Design)	K7040	1	F124
Sway Bar Bushing				
1976-1973	15/16" Sway Bar Diameter	To Frame K5241	1	F124
1972-1968		To Strut Rod K7064	1	F124
Sway Bar Repair Kit				
1976-1974	(Heavy Duty Design) (Standard Design)	K8989 ‡	2	F124
		K5255	2	F124

PLYMOUTH-Valiant (Cont.)

FRONT SUSPENSION (Cont.)

Year	Model/Application	Part	P/C Qty	Figure
Sway Bar Repair Kit				
1976-1974 (Cont.)	5.5" Length, (Includes Polyurethane Bushings And Solid Metal Sleeve For Enhanced Performance. Barrel Nut Allows For Easier Installation.)	K700528 ‡	2	F124
1972-1964	(Heavy Duty Design) (Includes Polyurethane Bushings And Solid Metal Sleeve For Enhanced Performance. Barrel Nut Allows For Easier Installation.) (Standard Design)	K6629 ‡	2	F124
		K700535 ‡	2	F124
		K8266	2	F124

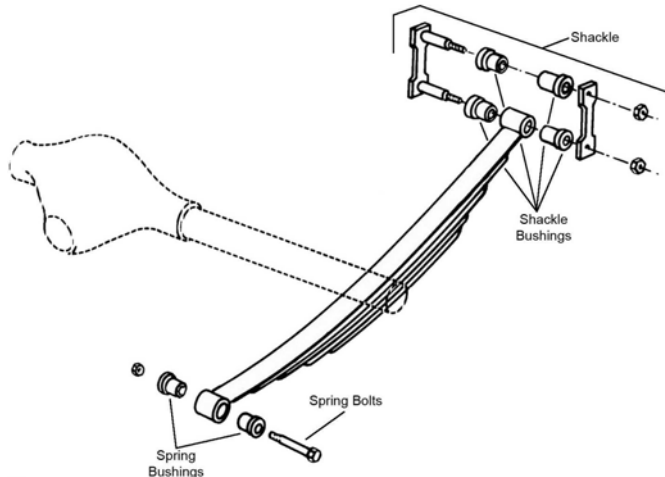
STEERING



S521

Year	Model/Application	Part	P/C Qty	Figure	
Idler Arm					
1976-1973	Except Police Or Taxi, (Powdered Metal Gusher Brg. For Better Lubrication)	K7086 ‡	1	S521	
1972-1967	(Powdered Metal Gusher Brg. For Better Lubrication)	K7042 ‡	1	S521	
Idler Arm Bushing Kit					
1976-1973	(For OE Design Idler Arm Only)	K7046	1	S521	
Pitman Arm					
1976-1973	Power Steering, (Greaseable Socket Reduces Corrosion/Wear)	K7076 ‡	1	S521	
1974-1973	Manual Steering, (Greaseable Socket Reduces Corrosion/Wear)	K7075 ‡	1	S521	
1972-1967	(Greaseable Socket Reduces Corrosion/Wear)	K7074 ‡	1	S521	
Tie Rod Adjusting Sleeve					
1976-1960		ES319S	2	S521	
Tie Rod End					
1976-1970	(Right Hand Threads, Powdered Metal Gusher Brg. For Better Lubrication) (Left Hand Threads, Powdered Metal Gusher Brg. For Better Lubrication)	Outer	ES401R ‡	2	S521
		Inner	ES401L ‡	2	S521
1969-1962	(Powdered Metal Gusher Brg. For Better Lubrication) (Powdered Metal Gusher Brg. For Better Lubrication)	Outer	ES319R ‡	2	S521
		Inner	ES319L ‡	2	S521

REAR SUSPENSION



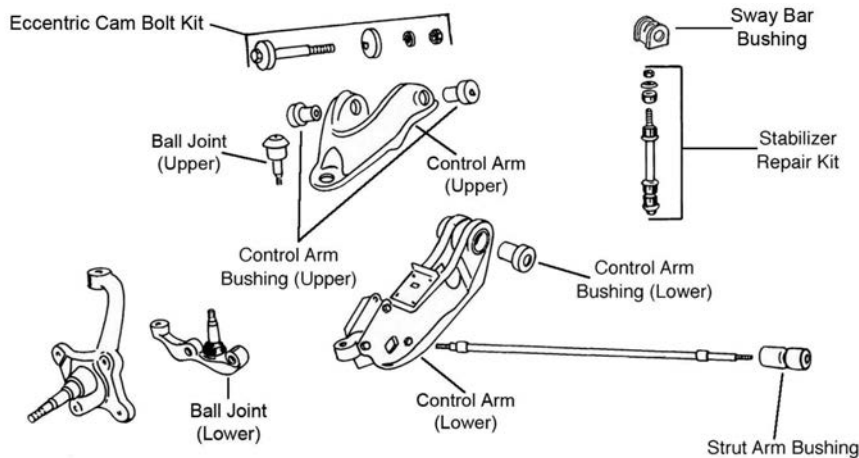
R309

REAR SUSPENSION (Cont.)

Year	Model/Application	Part	P/C Qty	Figure
Leaf Spring Bolt Kit				
1973-1964	V8 Cyl	K150236	2	R309
Leaf Spring Bushing				
1976-1975	Fixed End	K200998	2	R309
Leaf Spring Shackle				
1976-1960		K150239	2	R309
Leaf Spring Shackle Bushing				
1976-1960		K7309	4	R309

VIP-PLYMOUTH

FRONT SUSPENSION



F124

Year	Model/Application	Part	P/C Qty	Figure
Ball Joint				
1969-1968	(Powdered Metal Gusher Brg. For Better Lubrication)	Upper	K772 ‡	2
1966	(Powdered Metal Gusher Brg. For Better Lubrication)	Upper	K772 ‡	2
Control Arm Bushing				
1969-1968		Lower	K7007	2
1966		Lower	K7007	2
Control Arm Bushing Set				
1969-1968	(Contains Front And Rear Bushings, Standard Design)	Upper	K7006	2
1966	(Contains Front And Rear Bushings, Standard Design)	Upper	K7006	2
Strut Rod Bushing Kit				
1969-1968	(Standard Design)		K7019A	1
1966	(Standard Design)		K7019A	1
Sway Bar Bushing				
1969-1968		To Frame	K7061	1
		To Strut Rod	K7064	1
1966		To Frame	K7061	1

STEERING

Year	Model/Application	Part	P/C Qty	Figure
Idler Arm				
1969-1968	(Powdered Metal Gusher Brg. For Better Lubrication)		K7014 ‡	1
1966	(Powdered Metal Gusher Brg. For Better Lubrication)		K7014 ‡	1
Idler Arm Bushing Kit				
1969-1968	1.178" Outside Diameter, (For OE Design Idler Arm Only)		K7046	1
1966	1.178" Outside Diameter, (For OE Design Idler Arm Only)		K7046	1
Tie Rod End				
1969-1968	(Powdered Metal Gusher Brg. For Better Lubrication)	Outer	ES352R ‡	2
	(Powdered Metal Gusher Brg. For Better Lubrication)	Inner	ES355RL ‡	2
1966	(Powdered Metal Gusher Brg. For Better Lubrication)	Outer	ES352R ‡	2

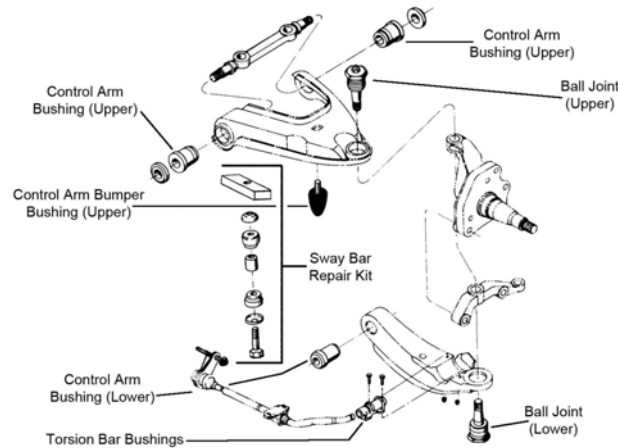
PLYMOUTH-VIP (Cont.)

STEERING (Cont.)

Year	Model/Application	Part	P/C Qty	Figure
Tie Rod End				
1966 (Cont.)	(Powdered Metal Gusher Brg. For Better Lubrication)	Inner	ES355RL ‡	2
REAR SUSPENSION				
Year	Model/Application	Part	P/C Qty	Figure
Leaf Spring Shackle Bushing				
1969-1968	(Split Type Bushing)	Upper Rear	K7308	2
1966	(Split Type Bushing)	Upper Rear	K7308	2

PLYMOUTH-Volare

FRONT SUSPENSION

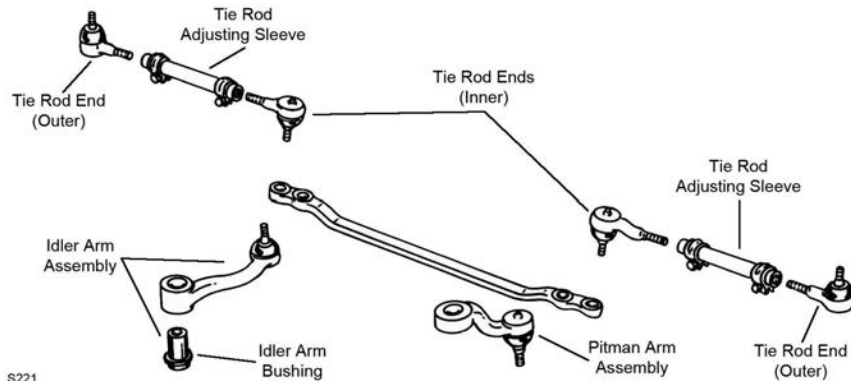


F126

F126

Year	Model/Application	Part	P/C Qty	Figure
Ball Joint				
1980-1976	(Powdered Metal Gusher Brg. For Better Lubrication)	Upper	K772 ‡	2
	(Press In Type, Powdered Metal Gusher Brg. For Better Lubrication)	Lower	K7069 ‡	2
Control Arm Bumper Bushing				
1980-1976		Upper	K7293	2
Control Arm Bushing				
1980-1976		Lower	K7097	2
Control Arm Bushing Set				
1980-1976	(Contains Front And Rear Bushings)	Upper	K7190 ‡	1
	(Contains Front And Rear Bushings, Standard Design)	Upper	K7084	2
Sway Bar Bushing				
1980-1976	1-1/8" Sway Bar Diameter	To Frame	K7108	1
	Except 1-1/8" Sway Bar Diameter	To Frame	K7092	1
Sway Bar Repair Kit				
1980-1976	(Contains Sleeve)		K7087	2
	(Repair Sleeve Not Included)		K7304	2

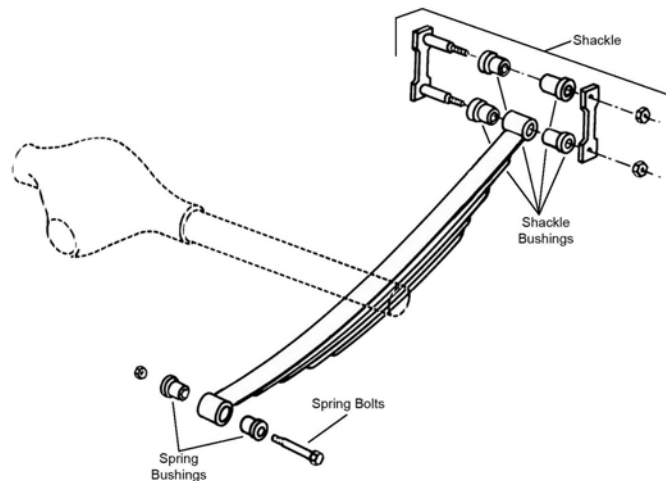
STEERING



S221

Year	Model/Application	Part	P/C Qty	Figure	
Idler Arm					
1980-1976	Except Police Or Taxi, (Powdered Metal Gusher Brg. For Better Lubrication)	K7086 ‡	1	S221	
Pitman Arm					
1980-1976	Manual Steering, (Greaseable Socket Reduces Corrosion/Wear) Power Steering, (Greaseable Socket Reduces Corrosion/Wear)	K7100 ‡ K7101 ‡	1 1	S221 S221	
Tie Rod Adjusting Sleeve					
1980	11/16" Inside Diameter 9/16" Inside Diameter	ES440S ES2016S	2 2	S221 S221	
1979-1977		ES2016S	2	S221	
1979-1976	(Optional 11/16" Diameter Tie Rod Ends Must Be Used)	ES440S	2	S221	
1976		ES430S	2	S221	
Tie Rod End					
1980	11/16" Diameter Rod, (Powdered Metal Gusher Brg. For Better Lubrication)	Outer	ES352R ‡	2	S221
	11/16" Diameter Rod, (Powdered Metal Gusher Brg. For Better Lubrication)	Inner	ES355RL ‡	2	S221
	9/16" Diameter Rod, (Right Hand Threads, Powdered Metal Gusher Brg. For Better Lubrication)	Outer	ES401R ‡	2	S221
	9/16" Diameter Rod, (Left Hand Threads, Powdered Metal Gusher Brg. For Better Lubrication)	Inner	ES401L ‡	2	S221
1979-1976	(Optional 11/16" Diameter Tie Rod Ends Must Be Used, Powdered Metal Gusher Brg. For Better Lubrication)	Outer	ES352R ‡	2	S221
	(Right Hand Threads, Powdered Metal Gusher Brg. For Better Lubrication)	Outer	ES401R ‡	2	S221
	(Left Hand Threads, Powdered Metal Gusher Brg. For Better Lubrication)	Inner	ES401L ‡	2	S221
	(Optional 11/16" Diameter Tie Rod Ends Must Be Used, Powdered Metal Gusher Brg. For Better Lubrication)	Inner	ES355RL ‡	2	S221

REAR SUSPENSION

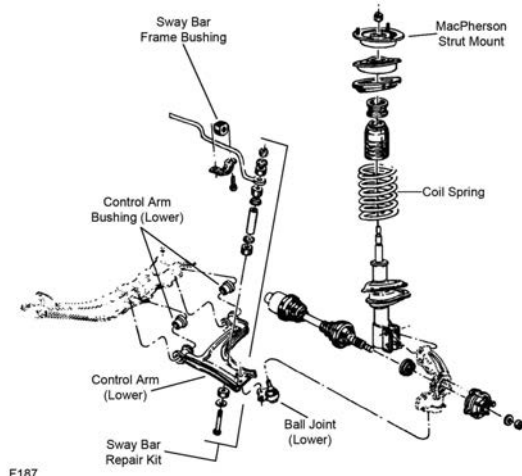


R309

Year	Model/Application	Part	P/C Qty	Figure	
Leaf Spring Bushing					
1980-1976		Fixed End	SB364	2	R309
Leaf Spring Shackle Bushing					
1980-1976	(Split Type Bushing)		K7308	4	R309

PONTIAC-2000 Sunbird

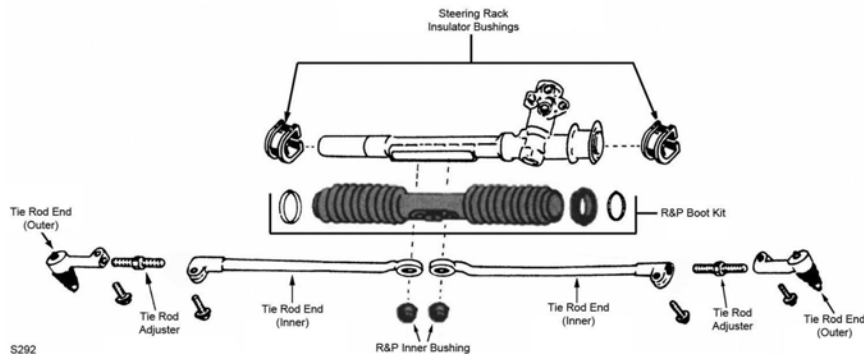
FRONT SUSPENSION



F187

Year	Model/Application	Part	P/C Qty	Figure
Ball Joint				
1985-1984	(Powdered Metal Gusher Brg. For Better Lubrication)	Lower	K5273 ‡	2 F187
Control Arm Bushing				
1985-1984		Lower Front	K6284	1 F187
Strut Bumper Bellows				
1985-1984	(Contains Bumper)		K90463	2 F187
Strut Mount				
1985-1984	(Contains Bearing)		K6563	2 F187
Strut Spring Seat				
1985-1984	(Contains Isolators)	Upper	K6634	2 F187
		Lower	K5346	2 F187
Sway Bar Bushing				
1985-1984	22mm Sway Bar Diameter	To Frame	K6275	1 F187
	28mm Sway Bar Diameter	To Frame	K6400	1 F187
	30mm Sway Bar Diameter	To Frame	K6278	1 F187
Sway Bar Repair Kit				
1985-1984	(Heavy Duty Design)		K6630 ‡	2 F187
	(Includes Polyurethane Bushings And Solid Metal Sleeve For Enhanced Performance. Barrel Nut Allows For Easier Installation.)		K700532 ‡	2 F187
	(Standard Design)		K5252	2 F187
Wheel Hub & Bearing Assembly				
1985			513017-K	2
1984	10-1/4" Rotor Diameter, Heavy Duty Brakes		513016-K	2
	2nd Design		513017-K	2
	9.68" Rotor Diameter, Light Duty Brakes		513011-K	2

STEERING



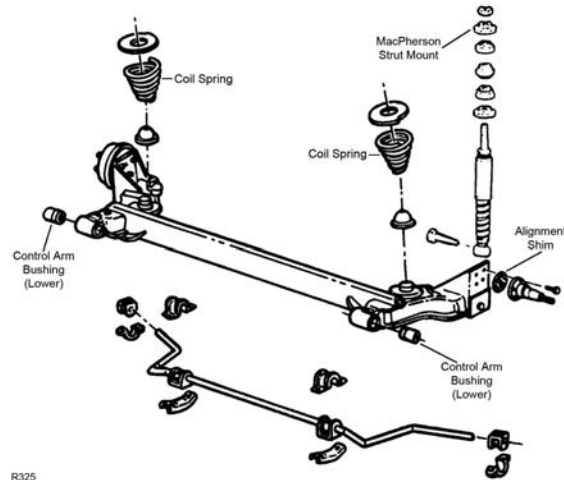
S292

Year	Model/Application	Part	P/C Qty	Figure
Tie Rod Adjuster				
1985-1984	(Fluted Design Avoids Corrosion)		ES3088S ‡	2 S292

STEERING (Cont.)

Year	Model/Application	Part	P/C Qty	Figure
Tie Rod Adjusting Sleeve				
1985-1984	(OEM Type)	ES3088SP	2	S292
Tie Rod End				
1985-1984	(Powdered Metal Gusher Brg. For Better Lubrication)	Left Outer ES2217R ‡	1	S292
	(Powdered Metal Gusher Brg. For Better Lubrication)	Right Outer ES2216R ‡	1	S292
	(Design Allows Ease Of Installation)	Left Inner ES3371 ‡	1	S292
	(Design Allows Ease Of Installation)	Right Inner ES3372 ‡	1	S292
Tie Rod End Bushing Kit				
1985-1984	(2 Piece Design, Bolts And Washers Not Included, Design Allows Ease Of Installation)	Inner K6531 ‡	1	S292
	(2 Piece Design, Contains Lock Plate, Bolts, And Washers, Design Allows Ease Of Installation)	Inner K6677 ‡	1	S292
	(Standard Design, 1 Piece Design)	Inner EV119	1	S292

REAR SUSPENSION



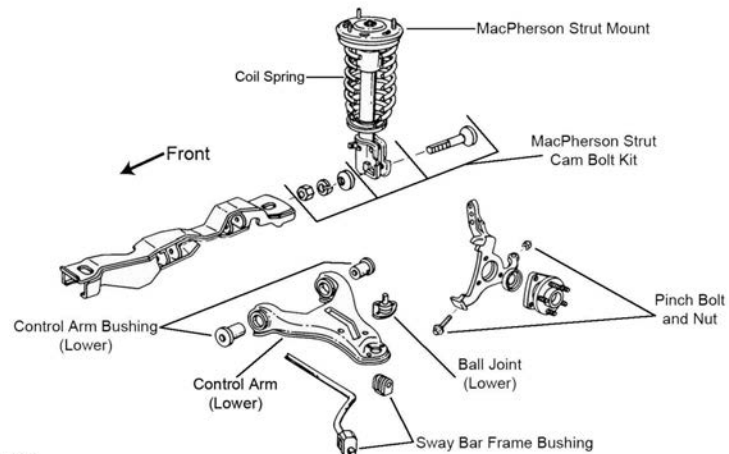
R325

R325

Year	Model/Application	Part	P/C Qty	Figure
Control Arm Bushing				
1985-1984	Except Handling Package, Except Performance Package	Lower K6288	2	R325
Shock Mount				
1985-1984		K6353	2	
Wheel Hub & Bearing Assembly				
1985-1984		513012	2	
1984		513018	2	

6000-PONTIAC

FRONT SUSPENSION



F113

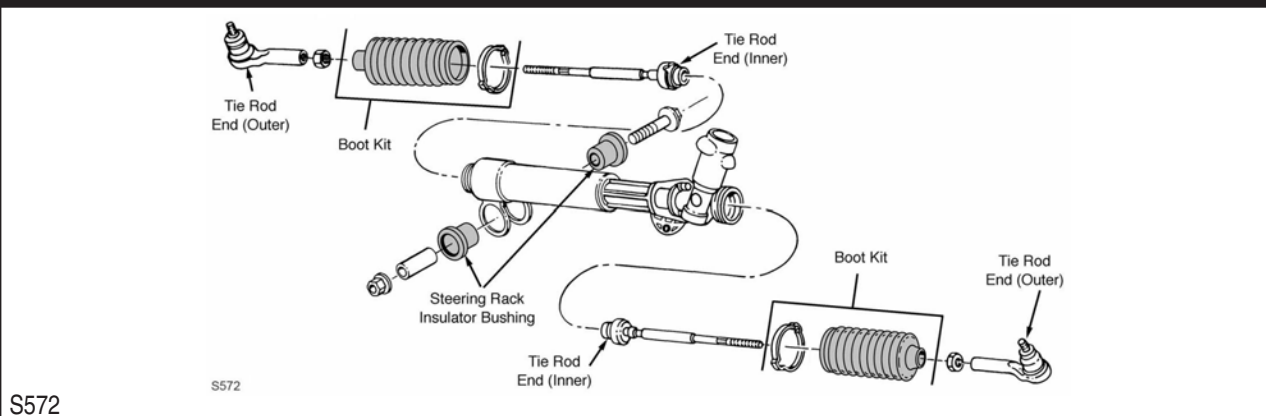
F113

PONTIAC-6000 (Cont.)

FRONT SUSPENSION (Cont.)

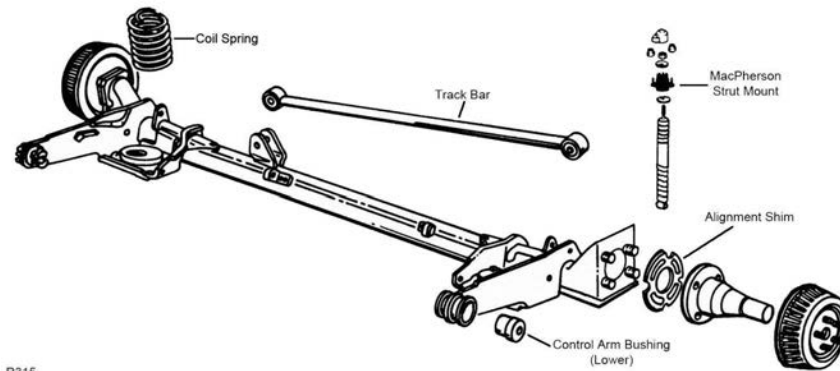
Year	Model/Application	Part	P/C Qty	Figure
Ball Joint				
1990-1982	(Powdered Metal Gusher Brg. For Better Lubrication)	Lower	K5263 ‡	2 F113
Control Arm Bushing				
1990-1982	(Contains Front And Rear Bushings)	Lower	K6271	2 F113
Strut and Spring Assembly				
1990-1985	(Coated For Corrosion Resistance, Strut, Spring & Top Mount)		ST8500 ‡	2 F113
1984	FE3 Or F41 Heavy Duty Suspension, (Coated For Corrosion Resistance, Strut, Spring & Top Mount)		ST8500 ‡	2 F113
Strut Bumper Bellows				
1990-1982	(Contains Bumper)		K90463	2 F113
Strut Mount				
1990-1982	(Contains Bearing)		K6446	2 F113
Strut Spring Seat				
1990-1984	(Contains Isolators)	Upper	K6636	2 F113
Sway Bar Bushing				
1990-1982	22mm Sway Bar Diameter	To Arm	K6270	1 F113
	26mm Sway Bar Diameter	To Frame	K6267	1 F113
		To Frame	K6269	1 F113
Wheel Hub & Bearing Assembly				
1990			513016-K	2
1989-1983	10-1/4" Rotor Diameter, Heavy Duty Brakes		513016-K	2
	9.68" Rotor Diameter, Light Duty Brakes		513011-K	2
1982			513011-K	2

STEERING



Year	Model/Application	Part	P/C Qty	Figure
Rack & Pinion Boot Kit				
1990-1982			K6298	2 S572
Steering Rack Insulator Bushing				
1990-1988	Front Wheel Drive		K6225	2 S572
1989-1988	All Wheel Drive		K6349	1 S572
1987-1982			K6225	2 S572
Tie Rod End				
1990-1988	Front Wheel Drive, (Powdered Metal Gusher Brg. For Better Lubrication)	Outer	ES2111RL ‡	2 S572
1990-1982	(Full Ball Stud Provides 360 Degrees Of Smooth Rotation)	Inner	EV116 ‡	2 S572
1987-1982	(Powdered Metal Gusher Brg. For Better Lubrication)	Outer	ES2111RL ‡	2 S572

REAR SUSPENSION



R315

R315

Year	Model/Application	Part	P/C Qty	Figure
Control Arm Bushing				
1990-1982	Lower	K5274	2	R315
Shock Mount				
1990-1984	Except Auto Leveling System	K6353	2	R315
Track Bar				
1990-1982	(Contains Bushings)	K6342	1	R315
Wheel Hub & Bearing Assembly				
1990-1988	Front Wheel Drive	513018	2	
1989-1988	All Wheel Drive	513016-K	2	
1987-1983		513018	2	

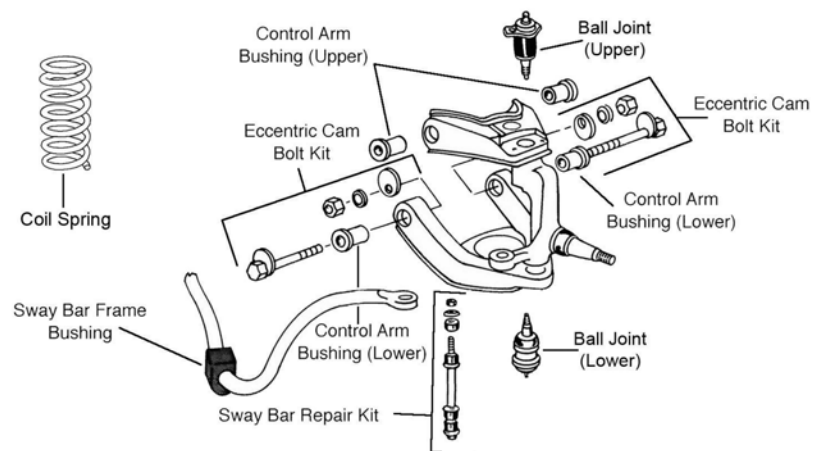
Acadian-PONTIAC

FRONT SUSPENSION

Year	Model/Application	Part	P/C Qty	Figure
Ball Joint				
1987-1976	(Powdered Metal Gusher Brg. For Better Lubrication) Plus or Minus 1 Degree, (Replaces OEM Offset To Provide 1 Degree +/- Camber/Caster)	Lower Upper	K6273 ‡ K5292 ‡	2 1
1971-1968	(Powdered Metal Gusher Brg. For Better Lubrication) (Powdered Metal Gusher Brg. For Better Lubrication)	Upper Lower	K5108 ‡ K5103 ‡	2 2

Astre-PONTIAC

FRONT SUSPENSION



F117

F117

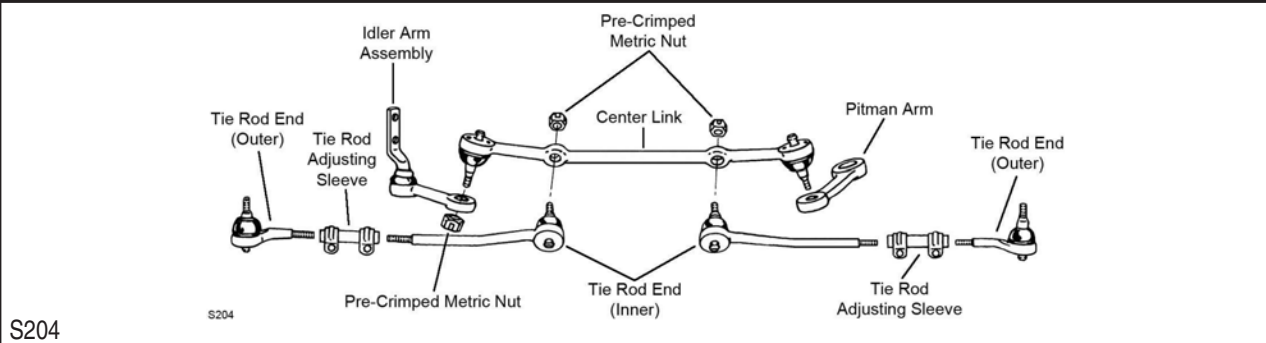
Year	Model/Application	Part	P/C Qty	Figure
Ball Joint				
1977-1975	(Powdered Metal Gusher Brg. For Better Lubrication)	Lower	K6157 ‡	2 F117

PONTIAC-Astre (Cont.)

FRONT SUSPENSION (Cont.)

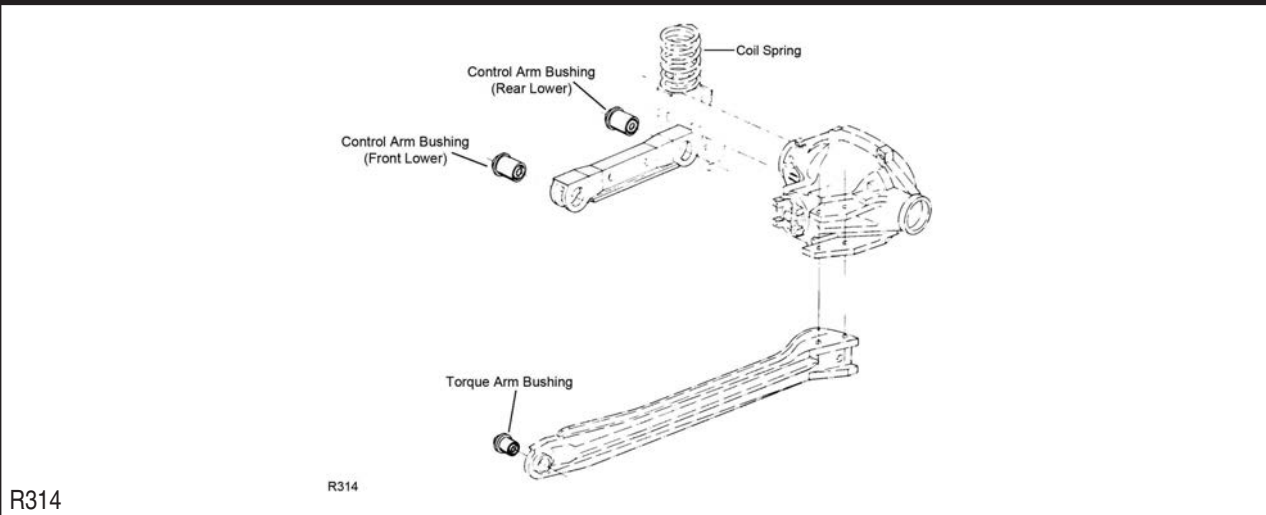
Year	Model/Application	Part	P/C Qty	Figure
Sway Bar Bushing				
1977-1975	1" Sway Bar Diameter 15/16" Sway Bar Diameter	To Frame To Frame	K5253 K5241	1 1 F117 F117
Sway Bar Repair Kit				
1977-1975	(Heavy Duty Design) (Includes Polyurethane Bushings And Solid Metal Sleeve For Enhanced Performance. Barrel Nut Allows For Easier Installation.) (Standard Design)		K6630 ‡ K700532 ‡ K5252	2 2 2 F117 F117 F117

STEERING



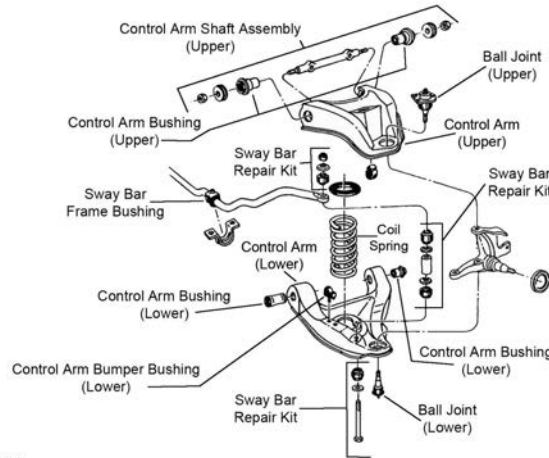
Year	Model/Application	Part	P/C Qty	Figure
Tie Rod Adjusting Sleeve				
1977-1975			ES2032S	2 S204
Tie Rod End				
1977-1975	(Powdered Metal Gusher Brg. For Better Lubrication) (Powdered Metal Gusher Brg. For Better Lubrication)	Outer Inner	ES425RL ‡ ES681N ‡	2 2 S204 S204

REAR SUSPENSION



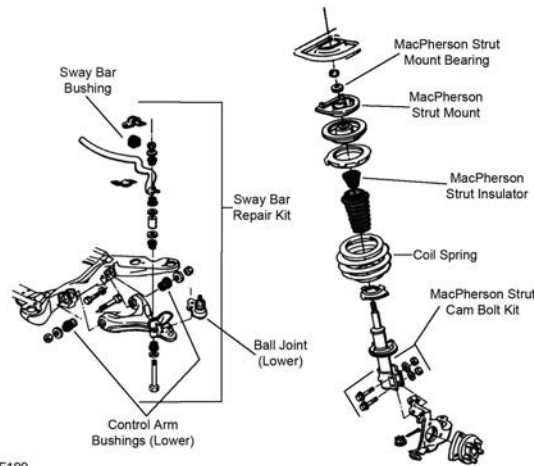
Year	Model/Application	Part	P/C Qty	Figure
Leaf Spring Bushing				
1977-1976		Upper Rear	SB298	2 R314

FRONT SUSPENSION



F188

F188



F199

F199

Year	Model/Application	Part	P/C Qty	Figure
Ball Joint				
1990-1987	(Powdered Metal Gusher Brg. For Better Lubrication)	Lower	K5295 ‡	2 F199
1986-1977	(Powdered Metal Gusher Brg. For Better Lubrication)	Lower	K6145T ‡	2 F188
1986-1971	(Powdered Metal Gusher Brg. For Better Lubrication)	Upper	K5208 ‡	2 F188
1976-1971	(Powdered Metal Gusher Brg. For Better Lubrication)	Lower	K6141 ‡	2 F188
Control Arm				
1990-1987	(R-Series)	Left Lower	RK641465	1 F199
	(R-Series)	Right Lower	RK641464	1 F199
Control Arm Bumper Bushing				
1986-1971		Lower	K6606	2 F188
Control Arm Bushing				
1981-1971		Lower Rear	K5262	2 F188
		Lower Front	K3113	2 F188
1970-1965	External Thread Control Arm Shaft, (Contains Front And Rear Bushings)	Upper	K5189	2 F188
	Internal Thread Control Arm Shaft, (Contains Front And Rear Bushings)	Upper	K5162	2 F188
1964-1962	(Contains Front And Rear Bushings)	Upper	K5162	2 F188
Control Arm Bushing Set				
1990-1987	(Contains Front And Rear Bushings)	Lower	K6285	2 F199
1986-1982	(Contains Front And Rear Bushings)	Upper	K6411 ‡	1 F188
	(Contains Front And Rear Bushings, Standard Design)	Upper	K6176	2 F188
	(Contains Front And Rear Bushings)	Lower	K6421 ‡	2 F188
	(Contains Front And Rear Bushings, Standard Design)	Lower	K6177	2 F188
1981-1980	(Contains Front And Rear Bushings)	Upper	K6409 ‡	1 F188
	(Contains Front And Rear Bushings, Standard Design)	Upper	K6198	1 F188
1981-1971	(Contains Front And Rear Bushings)	Lower	K6109	2 F188
1979-1974		Upper	K6144	2 F188

PONTIAC-Bonneville (Cont.)

FRONT SUSPENSION (Cont.)

Year	Model/Application	Part	P/C Qty	Figure
Control Arm Bushing Set				
1973-1971	(Contains Front And Rear Bushings)	Upper	K6108	2 F188
1970-1965	(Contains Front And Rear Bushings)	Lower	K5149	2 F188
Control Arm Shaft Assembly				
1986-1982	(Provides Additional Positive(+) Camber Adjustment, Offset Shaft Kit, Design Allows Ease Of Installation)	Upper	K6218 ‡	2 F188
1981-1980	(Provides Additional Positive(+) Camber Adjustment, Offset Shaft Kit, Design Allows Ease Of Installation)	Upper	K6210 ‡	2 F188
1979-1974	(Provides Additional Positive(+) Camber Adjustment, Offset Shaft Kit, Design Allows Ease Of Installation)	Upper	K6146 ‡	2 F188
1973-1971	(Provides Additional Positive(+) Camber Adjustment, Offset Shaft Kit, Design Allows Ease Of Installation)	Upper	K6148 ‡	2 F188
Control Arm with Ball Joint				
1986-1977	(Contains Bushing, Powdered Metal Gusher Brg. For Better Lubrication) (R-Series)	Left Upper	CK620158 ‡	1 F188
		Left Upper	RK620158	1 F188
		Right Upper	CK620159 ‡	1 F188
		Right Upper	RK620159	1 F188
1984-1980	(Contains Bushing, Powdered Metal Gusher Brg. For Better Lubrication) (R-Series)	Left Lower	CK620168 ‡	1 F188
		Left Lower	RK620168	1 F188
Strut and Spring Assembly				
1990	Strut Assembly Without Spring Seat Bracket, Late Design, (Coated For Corrosion Resistance, Contains Lower Mounting Hardware)		ST8507 ‡	2 F199
Strut Bearing				
1990	Except Electronic Suspension	Upper	K6436	2 F199
1989-1987		Upper	K6436	2 F199
Strut Bumper Bellows				
1990	Except Rear Air Leveling System, (Contains Bumper)		K90463	2 F199
1989-1987	(Contains Bumper)		K90464	2 F199
Strut Mount				
1990	(Contains Bearing, Contains Insulator, Contains Lower Spring Seat Bracket) (Contains Bearing, Lower Spring Seat Bracket Not Included)		K6448	2 F199
			K6444	2 F199
1989-1987	(Contains Bearing, Contains Insulator)		K6448	2 F199
Strut Spring Seat				
1990	Strut Assembly With Lower Spring Seat Bracket, (Contains Insulator) Strut Assembly With Lower Spring Seat Bracket Strut Assembly Without Spring Seat Bracket, (Contains Insulator) Strut Assembly Without Spring Seat Bracket, (Insulator Only) Strut Assembly Without Spring Seat Bracket	Upper	K5344	2 F199
		Lower	K6703	2 F199
		Upper	K5343	2 F199
		Upper	K5348	2 F199
		Lower	K6704	2 F199
1989-1987	(Contains Insulator)	Upper Lower	K5344 K6703	2 2 F199
Sway Bar Bushing				
1990-1987	28mm Sway Bar Diameter 30mm Sway Bar Diameter 32mm Sway Bar Diameter 34mm Sway Bar Diameter	To Frame	K5326	1 F199
		To Frame	K5327	1 F199
		To Frame	K5329	1 F199
		To Frame	K5332	1 F199
1986-1978	1" Sway Bar Diameter, Except Tabs On Mounting Clamps 1-1/16" Sway Bar Diameter, Except Tabs On Mounting Clamps 1-1/4" Sway Bar Diameter, Except Tabs On Mounting Clamps, (Split Design For Easier Installation) 1-1/8" Sway Bar Diameter, Except Tabs On Mounting Clamps 1-3/16" Sway Bar Diameter, Except Tabs On Mounting Clamps	To Frame	K6451	1 F188
		To Frame	K5288	1 F188
		To Frame	K6455 ‡	1 F188
		To Frame	K6453	1 F188
		To Frame	K5248	1 F188
1979-1976	1" To 1-9/64" Sway Bar Diameter, Tabs On Mounting Clamps 15/16" Sway Bar Diameter, Tabs On Mounting Clamps	To Frame	K6161	1 F188
		To Frame	K5241	1 F188
1975-1973	1-1/8" Sway Bar Diameter, Except Tabs On Mounting Clamps	To Frame	K6453	1 F188
1975-1971	1" Sway Bar Diameter 15/16" Sway Bar Diameter	To Frame	K5253	1 F188
		To Frame	K5241	1 F188
1970-1965		To Frame	K5242	1 F188
1964-1961	Except Air Suspension	To Frame	K5242	1 F188
Sway Bar Repair Kit				
1990-1987	(Heavy Duty Design) (Standard Design) 5.5" Length, (Includes Polyurethane Bushings And Solid Metal Sleeve For Enhanced Performance. Barrel Nut Allows For Easier Installation.)		K8989 ‡	2 F199
			K5255	2 F199
			K700528 ‡	2 F199
1986-1982	(OEM Type) 7-1/4" Length, (Includes Polyurethane Bushings And Solid Metal Sleeve For Enhanced Performance. Barrel Nut Allows For Easier Installation.)		K5254	2 F188
			K700538 ‡	2 F188

FRONT SUSPENSION (Cont.)

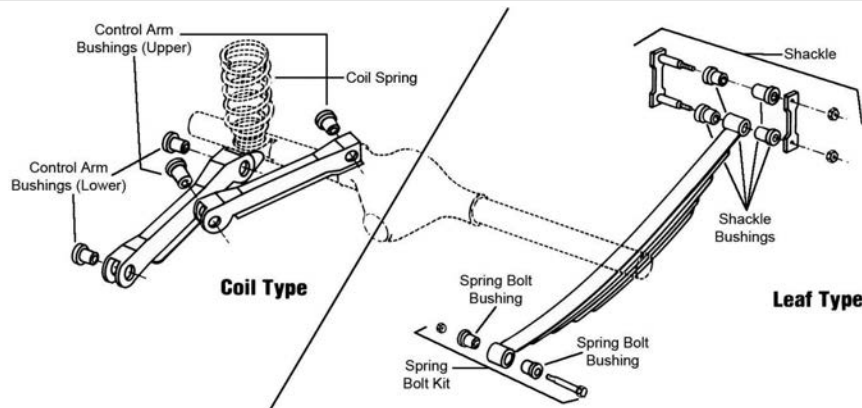
Year	Model/Application	Part	P/C Qty	Figure
Sway Bar Repair Kit				
1981-1971	(Heavy Duty Design) (Includes Polyurethane Bushings And Solid Metal Sleeve For Enhanced Performance. Barrel Nut Allows For Easier Installation.) (Standard Design)	K6630 ‡ K700532 ‡	2 2	F188 F188
1970-1965	(Includes Polyurethane Bushings And Solid Metal Sleeve For Enhanced Performance. Barrel Nut Allows For Easier Installation.) (Standard Design)	K700533 ‡ K447	2 2	F188 F188
1964-1960	Except Air Suspension, (Includes Polyurethane Bushings And Solid Metal Sleeve For Enhanced Performance. Barrel Nut Allows For Easier Installation.) Except Air Suspension, (Standard Design)	K700527 ‡ K446	2 2	F188 F188
Wheel Hub & Bearing Assembly				
1990-1987		513016-K	2	
STEERING				
<p>S028</p>				
<p>S204</p>				
Year	Model/Application	Part	P/C Qty	Figure
Center Link				
1986-1982	(Contains New Pre-Crimped Metric Nuts, Powdered Metal Gusher Brg. For Better Lubrication)	DS909 ‡	1	S204
1981-1977	(Greaseable Socket Reduces Corrosion/Wear)	DS899 ‡	1	S204
1976-1973	(Powdered Metal Gusher Brg. For Better Lubrication)	DS809 ‡	1	S204
Idler Arm				
1986-1979	(Powdered Metal Gusher Brg. For Better Lubrication)	K6187T ‡	1	S204
1978	12mm Bolts, (Powdered Metal Gusher Brg. For Better Lubrication) 7/16" Bolts, (Powdered Metal Gusher Brg. For Better Lubrication)	K6187T ‡ K6164 ‡	1 1	S204 S204
1977	(Powdered Metal Gusher Brg. For Better Lubrication)	K6164 ‡	1	S204
1976-1975	(Powdered Metal Gusher Brg. For Better Lubrication)	K6153 ‡	1	S204
1974-1973	(Powdered Metal Gusher Brg. For Better Lubrication)	K6149 ‡	1	S204
1972-1971	(Powdered Metal Gusher Brg. For Better Lubrication)	K6106 ‡	1	S204
Rack & Pinion Boot Kit				
1990-1987		K6298	2	S028
Steering Rack Insulator Bushing				
1990-1987		Right K5291	1	S028
Tie Rod Adjusting Sleeve				
1986-1982		ES2032S	2	S204

PONTIAC-Bonneville (Cont.)

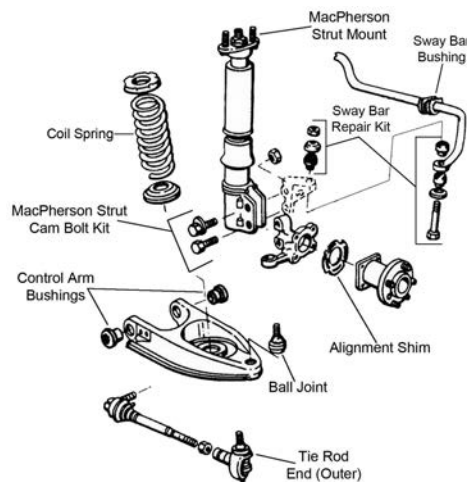
STEERING (Cont.)

Year	Model/Application	Part	P/C Qty	Figure	
Tie Rod Adjusting Sleeve					
1981-1960		ES2004S	2	S204	
Tie Rod End					
1990-1987	(Powdered Metal Gusher Brg. For Better Lubrication) (Full Ball Stud Provides 360 Degrees Of Smooth Rotation)	Outer	ES2261RL ‡	2	S028
		Inner	EV116 ‡	2	S028
1986-1982	(Powdered Metal Gusher Brg. For Better Lubrication) (Powdered Metal Gusher Brg. For Better Lubrication)	Outer	ES2033RLT ‡	2	S204
		Inner	ES2034RLT ‡	2	S204
1981-1977	(Powdered Metal Gusher Brg. For Better Lubrication) (Powdered Metal Gusher Brg. For Better Lubrication)	Outer	ES2019RLT ‡	2	S204
		Inner	ES2020RLT ‡	2	S204
1976-1971	(Powdered Metal Gusher Brg. For Better Lubrication) (Powdered Metal Gusher Brg. For Better Lubrication)	Outer	ES403R ‡	2	S204
		Inner	ES403L ‡	2	S204
1970-1964	(Powdered Metal Gusher Brg. For Better Lubrication) (Powdered Metal Gusher Brg. For Better Lubrication)	Left Inner	ES717 ‡	1	S204
		Right Inner	ES716 ‡	1	S204
1963-1961	(Powdered Metal Gusher Brg. For Better Lubrication)	Outer	ES314RL ‡	2	S204
1961	(Powdered Metal Gusher Brg. For Better Lubrication) (Powdered Metal Gusher Brg. For Better Lubrication)	Left Inner	ES717 ‡	1	S204
		Right Inner	ES716 ‡	1	S204

REAR SUSPENSION



R310



R340

Year	Model/Application	Part	P/C Qty	Figure	
Ball Joint					
1990-1987	(Powdered Metal Gusher Brg. For Better Lubrication)	Lower	K5297 ‡	2	R340
Control Arm Bushing					
1986-1982	(Contains Front And Rear Bushings) (Contains Front And Rear Bushings)	Upper	K6178	2	R310
		Lower	K6178	2	R310
1981-1971		Upper	K6111	2	R310
Control Arm Bushing Set					
1990-1987	(Contains Front And Rear Bushings)	Lower	K5296	2	R340
1981-1971	(Contains Front And Rear Bushings)	Lower	K6116	2	R310

(Cont.) Bonneville-PONTIAC

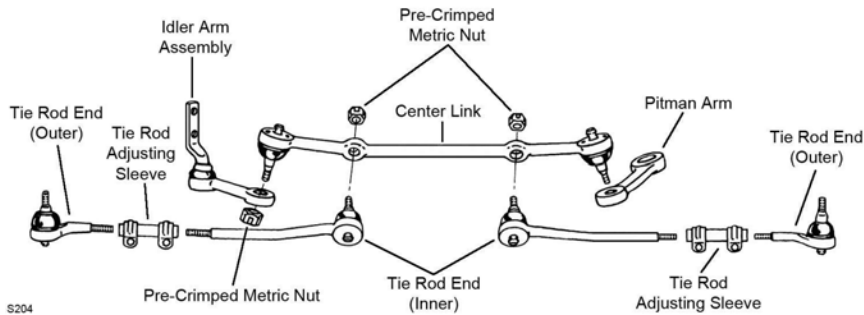
REAR SUSPENSION (Cont.)				
Year	Model/Application	Part	P/C Qty	Figure
Control Arm Bushing Set				
1970-1965	(Contains Front And Rear Bushings) (Contains Front And Rear Bushings)	Upper Lower	2 2	R310 R310
Leaf Spring Bushing				
1976-1971		Fixed End	2	R310
Leaf Spring Shackle Bushing				
1976-1971	4 Dr. Station Wagon		8	R310
Strut Assembly				
1990-1987	Except Auto Leveling System, (Coated For Corrosion Resistance, Strut, Spring & Top Mount)		2	R340
Strut Bumper Bellows				
1990	Except Rear Air Leveling System Except Rear Air Leveling System, (Contains Bumper)	K201270 K90463	2 2	R340 R340
1989-1987	(Contains Bumper)	K90463	2	R340
Strut Mount				
1990-1987		K6404	2	R340
Sway Bar Bushing				
1990-1987	15mm Sway Bar Diameter	To Frame	1	R340
Sway Bar Repair Kit				
1990-1987		Outer	2	R340
Tie Rod End				
1990-1987	(Powdered Metal Gusher Brg. For Better Lubrication)	Outer	2	R340
Wheel Hub & Bearing Assembly				
1990-1988	4 Wheel ABS Non ABS	513041 513018	2 2	
1987		513018	2	

Bonneville Custom-PONTIAC

FRONT SUSPENSION				
F188				
F188				
Year	Model/Application	Part	P/C Qty	Figure
Control Arm Bushing				
1962	(Contains Front And Rear Bushings)	Upper	2	F188
Sway Bar Repair Kit				
1962-1959	Except Air Suspension, (Includes Polyurethane Bushings And Solid Metal Sleeve For Enhanced Performance. Barrel Nut Allows For Easier Installation.) Except Air Suspension, (Standard Design)	K700527 ‡ K446	2 2	F188 F188
1958	(Standard Design)	K447	2	

PONTIAC-Bonneville Custom (Cont.)

STEERING

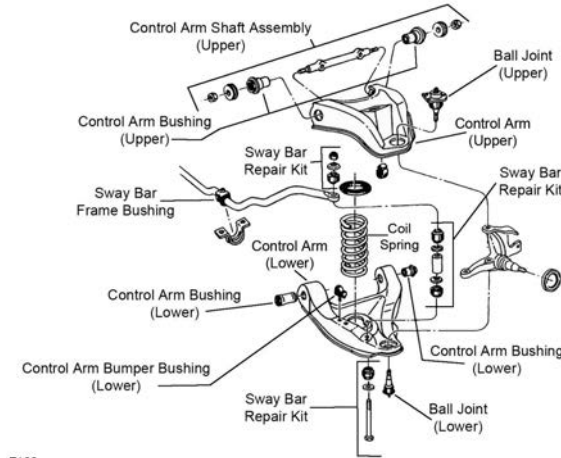


S204

Year	Model/Application	Part	P/C Qty	Figure
Tie Rod Adjusting Sleeve				
1962-1959		ES2004S	2	S204
1958	11/16" - 18 Thread, 4.72" Length	ES2004S	1	S204
Tie Rod End				
1962-1961	(Powdered Metal Gusher Brg. For Better Lubrication)	Outer ES314RL ‡	2	S204
1958	(Powdered Metal Gusher Brg. For Better Lubrication)	Outer ES140R ‡	2	S204

PONTIAC-Catalina

FRONT SUSPENSION



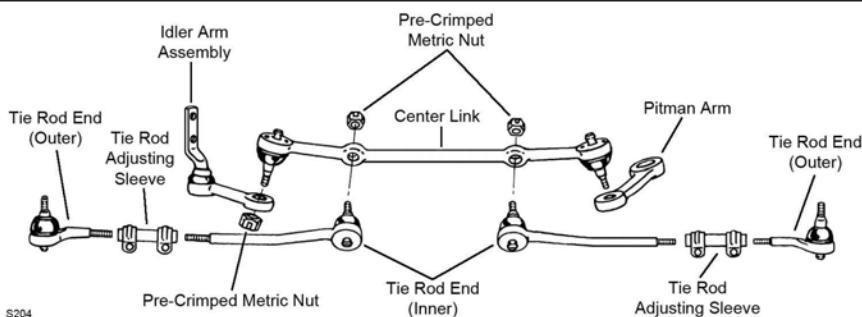
F188

Year	Model/Application	Part	P/C Qty	Figure
Ball Joint				
1981-1977	(Powdered Metal Gusher Brg. For Better Lubrication)	Lower K6145T ‡	2	F188
1981-1971	(Powdered Metal Gusher Brg. For Better Lubrication)	Upper K5208 ‡	2	F188
1976-1971	(Powdered Metal Gusher Brg. For Better Lubrication)	Lower K6141 ‡	2	F188
Control Arm Bumper Bushing				
1981-1971		Lower K6606	2	F188
Control Arm Bushing				
1981-1971		Lower Rear K5262	2	F188
		Lower Front K3113	2	F188
1970-1965	External Thread Control Arm Shaft, (Contains Front And Rear Bushings)	Upper K5189	2	F188
	Internal Thread Control Arm Shaft, (Contains Front And Rear Bushings)	Upper K5162	2	F188
1964-1963	(Contains Front And Rear Bushings)	Upper K5162	2	F188
Control Arm Bushing Set				
1981-1980	(Contains Front And Rear Bushings)	Upper K6409 ‡	1	F188
	(Contains Front And Rear Bushings, Standard Design)	Upper K6198	1	F188
1981-1971	(Contains Front And Rear Bushings)	Lower K6109	2	F188
1979-1974		Upper K6144	2	F188
1973-1971	(Contains Front And Rear Bushings)	Upper K6108	2	F188
1970-1965	(Contains Front And Rear Bushings)	Lower K5149	2	F188

FRONT SUSPENSION (Cont.)

Year	Model/Application	Part	P/C Qty	Figure
Control Arm Shaft Assembly				
1981-1980	(Provides Additional Positive(+) Camber Adjustment, Offset Shaft Kit, Design Allows Ease Of Installation)	Upper	K6210 ‡	2 F188
1979-1974	(Provides Additional Positive(+) Camber Adjustment, Offset Shaft Kit, Design Allows Ease Of Installation)	Upper	K6146 ‡	2 F188
1973-1971	(Provides Additional Positive(+) Camber Adjustment, Offset Shaft Kit, Design Allows Ease Of Installation)	Upper	K6148 ‡	2 F188
Control Arm with Ball Joint				
1981-1980	(Contains Bushing, Powdered Metal Gusher Brg. For Better Lubrication)	Left Lower	CK620168 ‡	1 F188
	(R-Series)	Left Lower	RK620168	1 F188
Sway Bar Bushing				
1981-1978	1" Sway Bar Diameter, Except Tabs On Mounting Clamps	To Frame	K6451	1 F188
	1-1/16" Sway Bar Diameter, Except Tabs On Mounting Clamps	To Frame	K5288	1 F188
	1-1/4" Sway Bar Diameter, Except Tabs On Mounting Clamps, (Split Design For Easier Installation)	To Frame	K6455 ‡	1 F188
	1-1/8" Sway Bar Diameter, Except Tabs On Mounting Clamps	To Frame	K6453	1 F188
	1-3/16" Sway Bar Diameter, Except Tabs On Mounting Clamps	To Frame	K5248	1 F188
1979-1976	1" To 1-9/64" Sway Bar Diameter, Tabs On Mounting Clamps	To Frame	K6161	1 F188
	15/16" Sway Bar Diameter, Tabs On Mounting Clamps	To Frame	K5241	1 F188
1975-1973	1-1/8" Sway Bar Diameter, Except Tabs On Mounting Clamps	To Frame	K6453	1 F188
1975-1971	1" Sway Bar Diameter	To Frame	K5253	1 F188
	15/16" Sway Bar Diameter	To Frame	K5241	1 F188
1970-1965		To Frame	K5242	1 F188
1964-1961	Except Air Suspension	To Frame	K5242	1 F188
Sway Bar Repair Kit				
1981-1971	(Heavy Duty Design) (Includes Polyurethane Bushings And Solid Metal Sleeve For Enhanced Performance. Barrel Nut Allows For Easier Installation.) (Standard Design)		K6630 ‡ K700532 ‡	2 F188 2 F188
			K5252	2 F188
1970-1965	(Includes Polyurethane Bushings And Solid Metal Sleeve For Enhanced Performance. Barrel Nut Allows For Easier Installation.) (Standard Design)		K700533 ‡	2 F188
			K447	2 F188
1964-1959	Except Air Ride, (Standard Design) Except Air Suspension, (Includes Polyurethane Bushings And Solid Metal Sleeve For Enhanced Performance. Barrel Nut Allows For Easier Installation.)		K446 K700527 ‡	2 F188 2 F188

STEERING



S204

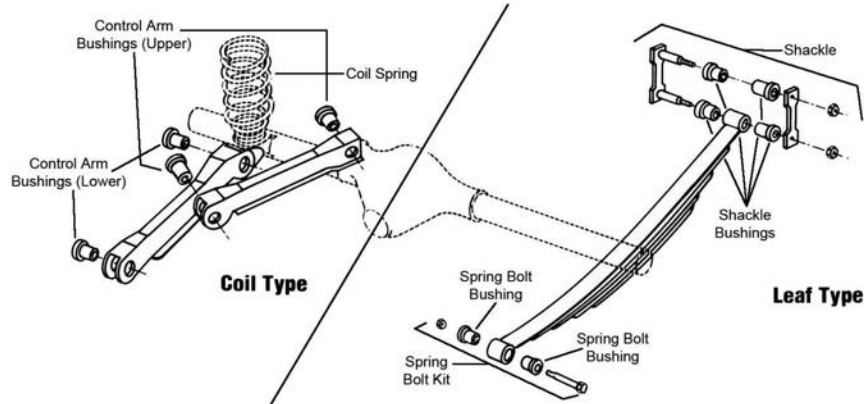
Year	Model/Application	Part	P/C Qty	Figure
Center Link				
1981-1977	(Contains New Pre-Crimped Metric Nuts, Greaseable Socket Reduces Corrosion/Wear)		DS899 ‡	1 S204
1976-1973	(Powdered Metal Gusher Brg. For Better Lubrication)		DS809 ‡	1 S204
Idler Arm				
1981-1979	(Powdered Metal Gusher Brg. For Better Lubrication)		K6187T ‡	1 S204
1978	12mm Bolts, (Powdered Metal Gusher Brg. For Better Lubrication) 7/16" Bolts, (Powdered Metal Gusher Brg. For Better Lubrication)		K6187T ‡ K6164 ‡	1 S204 1 S204
1977	(Powdered Metal Gusher Brg. For Better Lubrication)		K6164 ‡	1 S204
1976-1975	(Powdered Metal Gusher Brg. For Better Lubrication)		K6153 ‡	1 S204
1974-1973	(Powdered Metal Gusher Brg. For Better Lubrication)		K6149 ‡	1 S204
1972-1971	(Powdered Metal Gusher Brg. For Better Lubrication)		K6106 ‡	1 S204
Tie Rod Adjusting Sleeve				
1981-1959			ES2004S	2 S204

PONTIAC-Catalina (Cont.)

STEERING (Cont.)

Year	Model/Application	Part	P/C Qty	Figure	
Tie Rod End					
1981-1977	(Powdered Metal Gusher Brg. For Better Lubrication)	Outer	ES2019RLT ‡	2	S204
		Inner	ES2020RLT ‡	2	S204
1976-1971	(Powdered Metal Gusher Brg. For Better Lubrication)	Outer	ES403R ‡	2	S204
		Inner	ES403L ‡	2	S204
1970-1964	(Powdered Metal Gusher Brg. For Better Lubrication)	Left Inner	ES717 ‡	1	S204
		Right Inner	ES716 ‡	1	S204
1963-1961	(Powdered Metal Gusher Brg. For Better Lubrication)	Outer	ES314RL ‡	2	S204
1961	(Powdered Metal Gusher Brg. For Better Lubrication)	Left Inner	ES717 ‡	1	S204
		Right Inner	ES716 ‡	1	S204

REAR SUSPENSION



R310

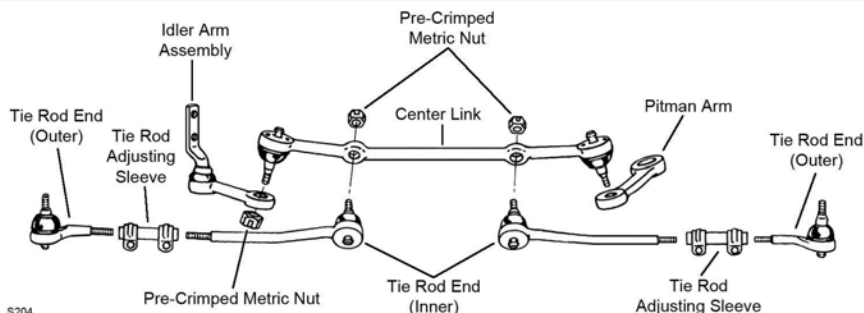
Year	Model/Application	Part	P/C Qty	Figure	
Control Arm Bushing					
1981-1971		Upper	K6111	2	R310
Control Arm Bushing Set					
1981-1971	(Contains Front And Rear Bushings)	Lower	K6116	2	R310
Leaf Spring Bushing					
1976-1971	4 Dr. Station Wagon	Fixed End	SB298	2	R310
Leaf Spring Shackle Bushing					
1976-1971	4 Dr. Station Wagon		K6559	8	R310

PONTIAC-Chieftain

FRONT SUSPENSION

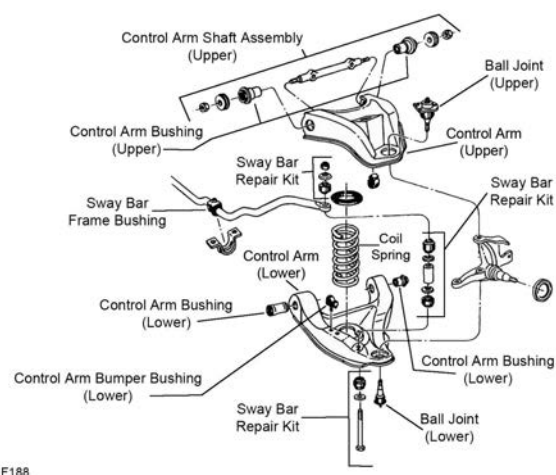
Year	Model/Application	Part	P/C Qty	Figure
Sway Bar Repair Kit				
1958	(Standard Design)	K447	2	
1957-1953	(Standard Design) 6-1/2" Length, (Includes Polyurethane Bushings And Solid Metal Sleeve For Enhanced Performance. Barrel Nut Allows For Easier Installation.)	K6217	2	
		K700534 ‡	2	

STEERING

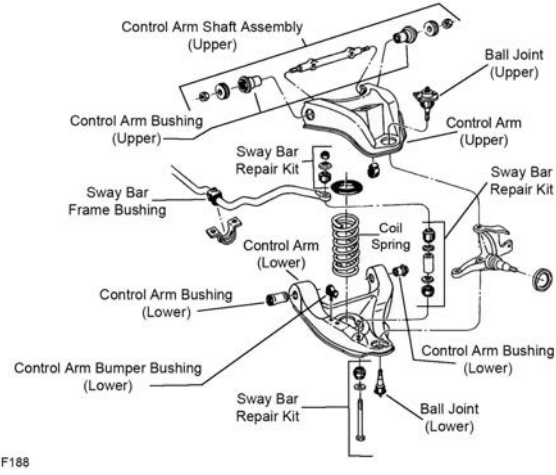


S204

STEERING (Cont.)				
Year	Model/Application	Part	P/C Qty	Figure
Tie Rod Adjusting Sleeve				
1958-1953	11/16" - 18 Thread, 4.72" Length	ES2004S	2	S204
1952-1949		ES2004S	2	S204
Tie Rod End				
1958-1949	(Powdered Metal Gusher Brg. For Better Lubrication)	Outer ES140R ‡	2	S204

FRONT SUSPENSION				
				
F188	F188			
Year	Model/Application	Part	P/C Qty	Figure
Sway Bar Repair Kit				
1959	Except Air Suspension, (Includes Polyurethane Bushings And Solid Metal Sleeve For Enhanced Performance. Barrel Nut Allows For Easier Installation.) Except Air Suspension, (Standard Design)	K700527 ‡ K446	2 2	F188

STEERING				
Year	Model/Application	Part	P/C Qty	Figure
Tie Rod Adjusting Sleeve				
1959	11/16" - 18 Thread, 4.72" Length	ES2004S	1	

FRONT SUSPENSION				
				
F188	F188			

PONTIAC-Executive (Cont.)

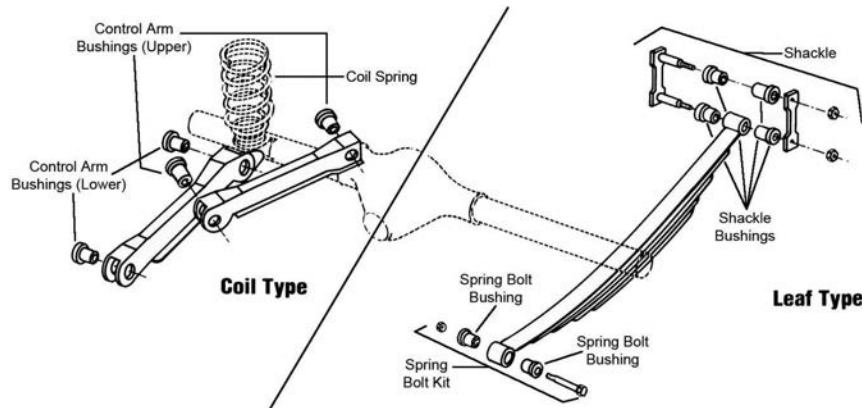
FRONT SUSPENSION (Cont.)

Year	Model/Application	Part	P/C Qty	Figure	
Control Arm Bushing					
1970-1967	External Thread Control Arm Shaft, (Contains Front And Rear Bushings)	Upper	K5189	2	F188
	Internal Thread Control Arm Shaft, (Contains Front And Rear Bushings)	Upper	K5162	2	F188
Control Arm Bushing Set					
1970-1967	(Contains Front And Rear Bushings)	Lower	K5149	2	F188
Sway Bar Bushing					
1970-1967		To Frame	K5242	1	F188
Sway Bar Repair Kit					
1970-1967	(Includes Polyurethane Bushings And Solid Metal Sleeve For Enhanced Performance. Barrel Nut Allows For Easier Installation.)		K700533 ‡	2	F188
	(Standard Design)		K447	2	F188

STEERING

Year	Model/Application	Part	P/C Qty	Figure	
Tie Rod Adjusting Sleeve					
1970-1967	1 1/16" - 18 Thread, 4.72" Length		ES2004S	1	
Tie Rod End					
1970-1967	(Powdered Metal Gusher Brg. For Better Lubrication)	Left Inner	ES717 ‡	1	
	(Powdered Metal Gusher Brg. For Better Lubrication)	Right Inner	ES716 ‡	1	

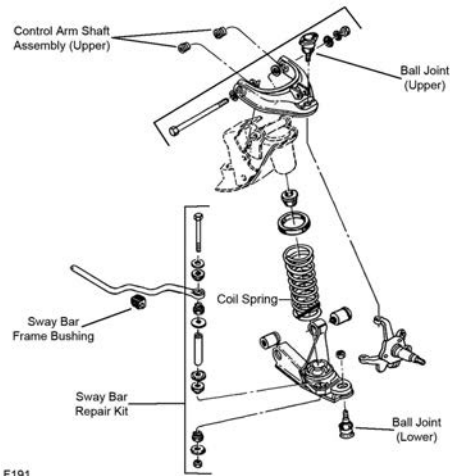
REAR SUSPENSION



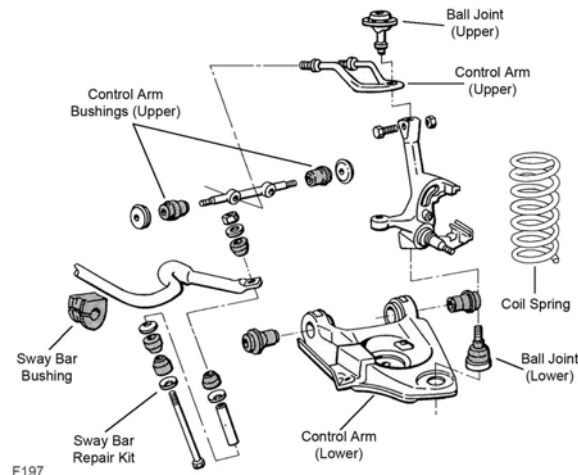
R310

Year	Model/Application	Part	P/C Qty	Figure	
Control Arm Bushing Set					
1970-1967	(Contains Front And Rear Bushings)	Upper	K5161	2	R310
	(Contains Front And Rear Bushings)	Lower	K5161	2	R310

FRONT SUSPENSION



F191

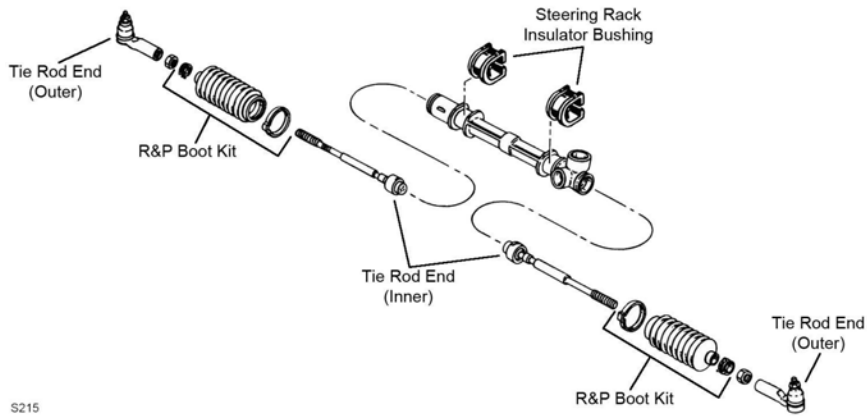


F197

Year	Model/Application	Part	P/C Qty	Figure
Ball Joint				
1988	(Powdered Metal Gusher Brg. For Better Lubrication)	Lower	K5297 ‡	2 F191
1987-1984	(Powdered Metal Gusher Brg. For Better Lubrication) Plus or Minus 1 Degree, (Replaces OEM Offset To Provide 1 Degree +/- Camber/Caster)	Lower	K6273 ‡	2 F191
		Upper	K5292 ‡	2 F191
Control Arm Bushing Set				
1987-1984	(Contains Front And Rear Bushings) (Contains Front And Rear Bushings)	Upper	K6170	2 F191
		Lower	K6163	2 F191
Sway Bar Bushing				
1987-1984	1 3/16" Bar Diameter Or Smaller 7/8" Bar Diameter Or Larger	To Frame	K5242	1 F191
		To Frame	K3110	1 F191
Sway Bar Repair Kit				
1988-1984	(Heavy Duty Design) (Includes Polyurethane Bushings And Solid Metal Sleeve For Enhanced Performance. Barrel Nut Allows For Easier Installation.) (Standard Design)		K6629 ‡	2 F197
			K700535 ‡	2 F191
			K6262	2 F191

PONTIAC-Fiero (Cont.)

STEERING

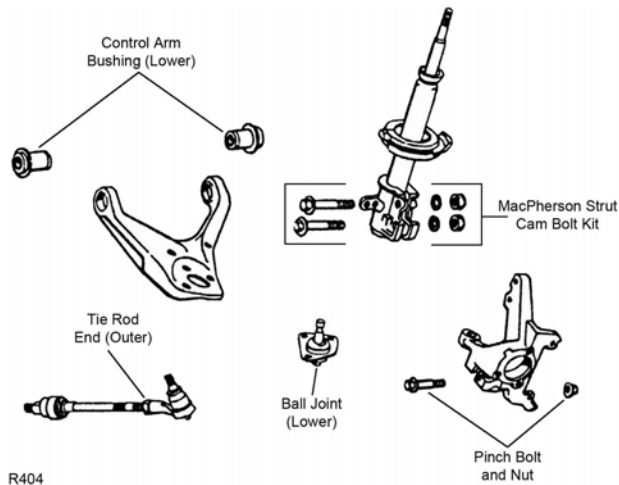


S215

S215

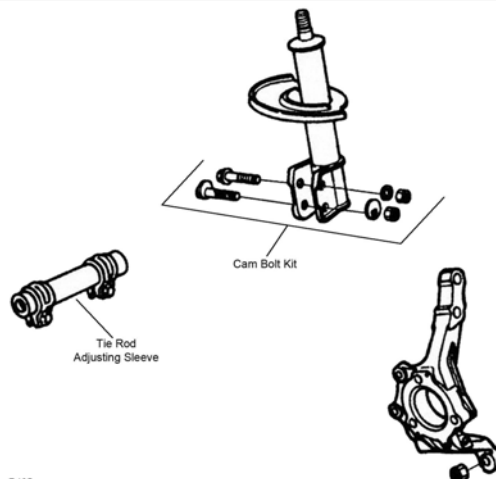
Year	Model/Application	Part	P/C Qty	Figure
Rack & Pinion Boot Kit				
1988		K6301	2	S215
Tie Rod End				
1988	Standard Suspension, (Powdered Metal Gusher Brg. For Better Lubrication)	Outer	ES3238RL ‡	2 S215
1987-1984	(Includes Sunoloy-Coated Metal Bearing To Combine Durability With Smooth Stud Swing) 14mm Threaded Rack, (Full Ball Stud Provides 360 Degrees Of Smooth Rotation)	Outer	ES2232RL ‡	2 S215
		Inner	EV121 ‡	2 S215

REAR SUSPENSION



R404

R404

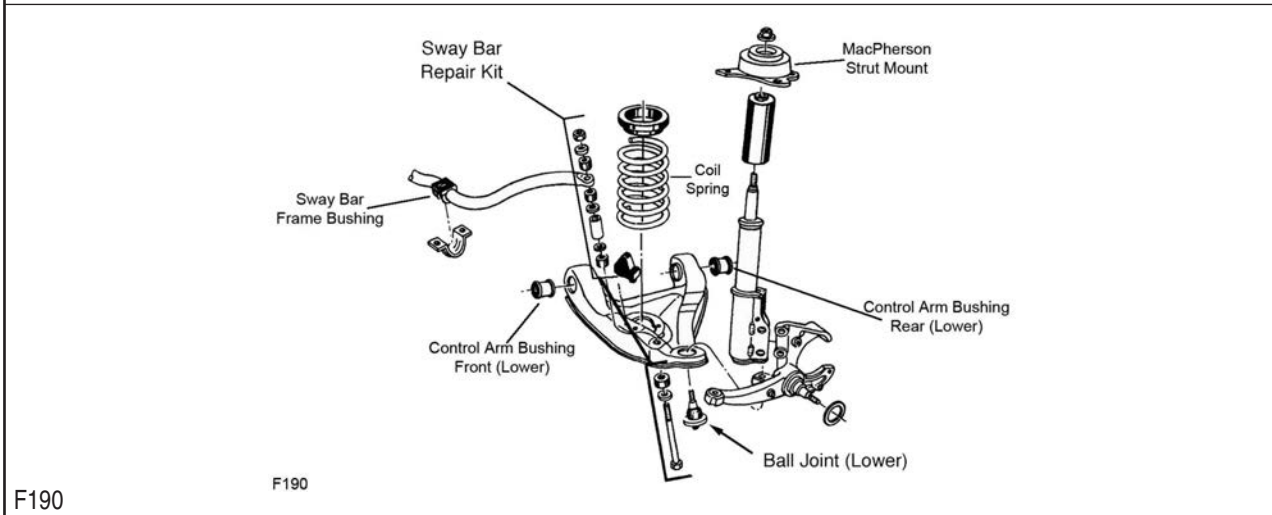
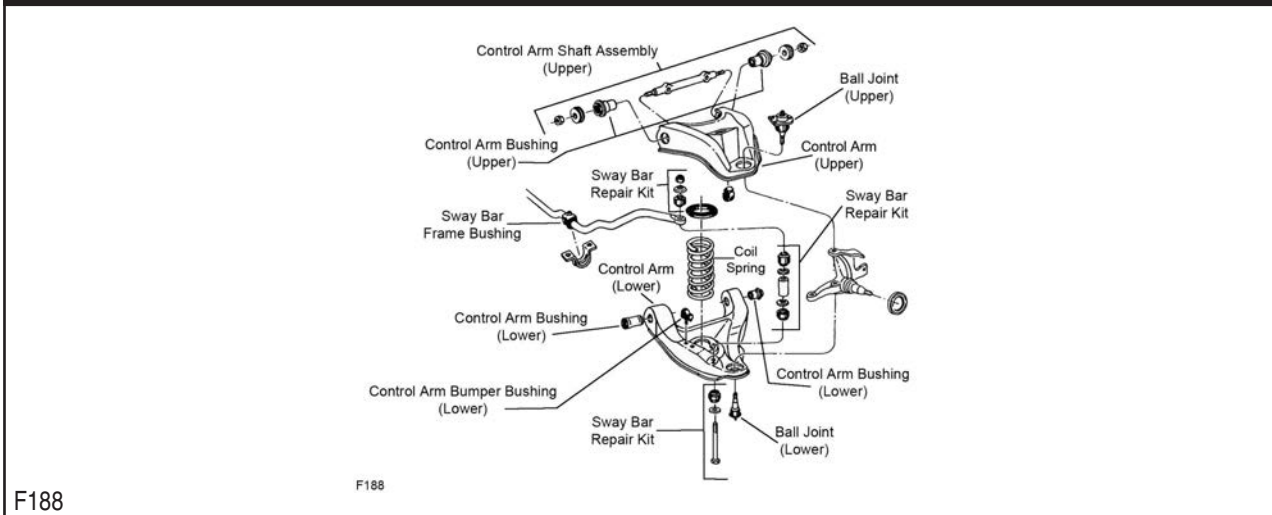


R405

R405

REAR SUSPENSION (Cont.)				
Year	Model/Application	Part	P/C Qty	Figure
Control Arm Bushing				
1987-1984	(Contains Front And Rear Bushings)	Lower	K6271	2 R404
Strut Bumper Bellows				
1988-1984	(OE Material For Strut Performance And Longevity, Contains Bumper)		K90462 ‡	2 R404
Strut Mount				
1988-1984			K5322	2
Tie Rod Adjusting Sleeve				
1988			ES2032S	2 R405
Tie Rod End				
1987-1984	(Powdered Metal Gusher Brg. For Better Lubrication)	Outer	ES2500RL ‡	2 R404
Wheel Hub & Bearing Assembly				
1988-1984			513011-K	2

FRONT SUSPENSION



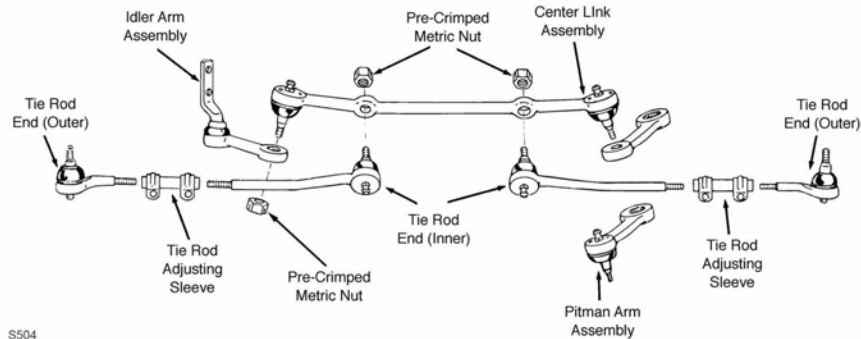
Year	Model/Application	Part	P/C Qty	Figure
Ball Joint				
1990-1988	(Powdered Metal Gusher Brg. For Better Lubrication)	Lower	K6145T ‡	2 F190
1987-1982	(Powdered Metal Gusher Brg. For Better Lubrication)	Lower	K6145T ‡	2 F188, F190
1981-1970	(Powdered Metal Gusher Brg. For Better Lubrication)	Upper	K5208 ‡	2 F188
		Lower	K6145T ‡	2 F188
1969-1967	(Powdered Metal Gusher Brg. For Better Lubrication)	Upper	K5108 ‡	2 F188
		Lower	K5103 ‡	2 F188

PONTIAC-Firebird (Cont.)

FRONT SUSPENSION (Cont.)

Year	Model/Application	Part	P/C Qty	Figure
Control Arm Bumper Bushing				
1987-1982		Lower	K6606	2 F190
1981-1970		Lower	K6606	2 F188
Control Arm Bushing				
1981-1973		Lower Rear	K5262	2 F188
		Lower Front	K3113	2 F188
1973-1970		Lower	K6110	2 F188
Control Arm Bushing Set				
1990-1982	(Contains Front And Rear Bushings)	Lower	K6253	2 F190
1981-1974	(Contains Front And Rear Bushings)	Lower	K6109	2 F188
1979-1974		Upper	K6144	2 F188
1973-1970	(Contains Front And Rear Bushings)	Upper	K6108	2 F188
1969-1967	(Contains Front And Rear Bushings)	Upper	K5196	2 F188
	(Contains Front And Rear Bushings)	Lower	K6076	2 F188
Control Arm Shaft Assembly				
1979-1974	(Provides Additional Positive(+) Camber Adjustment, Offset Shaft Kit, Design Allows Ease Of Installation)	Upper	K6146 ‡	2 F188
1973-1970	(Provides Additional Positive(+) Camber Adjustment, Offset Shaft Kit, Design Allows Ease Of Installation)	Upper	K6148 ‡	2 F188
1969-1967	(Provides Additional Positive(+) Camber Adjustment, Offset Shaft Kit, Design Allows Ease Of Installation)	Upper	K5250 ‡	2 F188
Strut Mount				
1990-1982	(Contains Bearing)	Left	K6414	1 F190
	(Contains Bearing)	Right	K6412	1 F190
Sway Bar Bushing				
1990-1986	33mm Sway Bar Diameter	To Frame	K6457	1 F190
1990-1982	1" Sway Bar Diameter, Except Tabs On Mounting Clamps	To Frame	K6451	1 F190
	1-1/16" Sway Bar Diameter, Except Tabs On Mounting Clamps	To Frame	K5288	1 F190
	1-1/4" Sway Bar Diameter, Except Tabs On Mounting Clamps, (Split Design For Easier Installation)	To Frame	K6455 ‡	1 F190
	1-1/8" Sway Bar Diameter, Except Tabs On Mounting Clamps	To Frame	K6453	1 F190
	1-3/16" Sway Bar Diameter, Except Tabs On Mounting Clamps	To Frame	K5248	1 F190
	36mm Sway Bar Diameter	To Frame	K6459	1 F190
1981-1971	1" Sway Bar Diameter, Except Tabs On Mounting Clamps	To Frame	K6451	1 F188
	1" To 1-9/64" Sway Bar Diameter, Tabs On Mounting Clamps	To Frame	K6161	1 F188
	1-1/16" Sway Bar Diameter, Except Tabs On Mounting Clamps	To Frame	K5288	1 F188
	1-1/8" Sway Bar Diameter, Except Tabs On Mounting Clamps	To Frame	K6453	1 F188
	1-3/16" Sway Bar Diameter, Except Tabs On Mounting Clamps	To Frame	K5248	1 F188
	15/16" Sway Bar Diameter, Tabs On Mounting Clamps	To Frame	K5241	1 F188
1970-1969	15/16" Sway Bar Diameter	To Frame	K5241	1 F188
1968-1967	(Standard Design)	To Frame	K5227	1 F188
Sway Bar Repair Kit				
1990-1982	(Heavy Duty Design)		K6630 ‡	2 F190
	(Includes Polyurethane Bushings And Solid Metal Sleeve For Enhanced Performance. Barrel Nut Allows For Easier Installation.)		K700532 ‡	2 F190
	(Standard Design)		K5252	2 F190
1981-1970	(Heavy Duty Design)		K6630 ‡	2 F188
	(Includes Polyurethane Bushings And Solid Metal Sleeve For Enhanced Performance. Barrel Nut Allows For Easier Installation.)		K700532 ‡	2 F188
	(Standard Design)		K5252	2 F188
1969-1967	(Standard Design)		K6217	2 F188
	6-1/2" Length, (Includes Polyurethane Bushings And Solid Metal Sleeve For Enhanced Performance. Barrel Nut Allows For Easier Installation.)		K700534 ‡	2 F188

STEERING

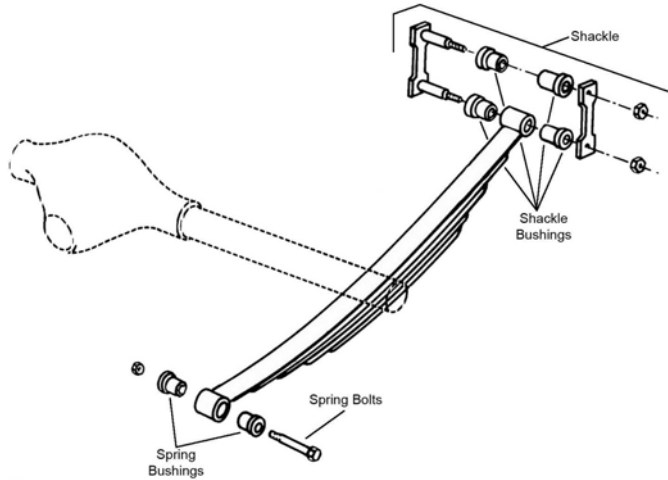


S504

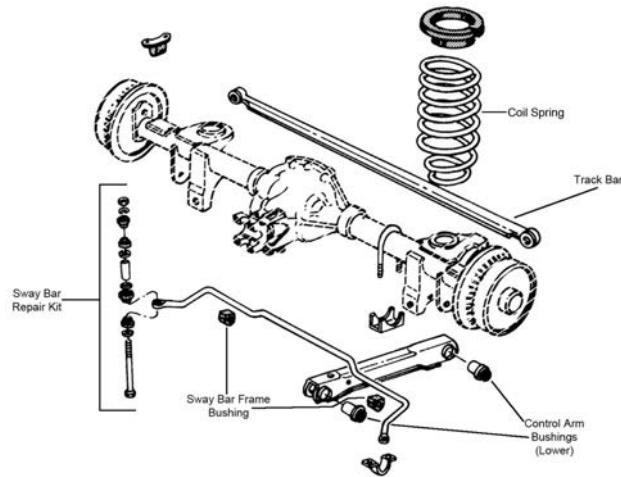
Year	Model/Application	Part	P/C Qty	Figure
Center Link				
1990-1982	(Powdered Metal Gusher Brg. For Better Lubrication)	DS1049 ‡	1	S504
1981-1980	V6 Cyl, (Contains New Pre-Crimped Metric Nuts, Powdered Metal Gusher Brg. For Better Lubrication)	DS883 ‡	1	S504
	V8 Cyl, (Contains New Pre-Crimped Metric Nuts, Powdered Metal Gusher Brg. For Better Lubrication)	DS829 ‡	1	S504
1979-1976	(Contains New Pre-Crimped Metric Nuts, Powdered Metal Gusher Brg. For Better Lubrication)	DS883 ‡	1	S504
1975	2nd Design, (Contains New Pre-Crimped Metric Nuts, Powdered Metal Gusher Brg. For Better Lubrication)	DS883 ‡	1	S504
Idler Arm				
1990-1982	(Powdered Metal Gusher Brg. For Better Lubrication)	K6249 ‡	1	S504
1981-1972	(Powdered Metal Gusher Brg. For Better Lubrication)	K6186 ‡	1	S504
1971-1970	(Powdered Metal Gusher Brg. For Better Lubrication)	K5212 ‡	1	S504
1968	(Powdered Metal Gusher Brg. For Better Lubrication)	K6099 ‡	1	S504
Pitman Arm				
1968	6 Cyl, Except Variable Ratio, Power Steering, (Greaseable Socket Reduces Corrosion/Wear)	K6151 ‡	1	S504
	6 Cyl, Manual Steering, (Greaseable Socket Reduces Corrosion/Wear)	K6150 ‡	1	S504
	250(4.1L), Power Steering, Variable Steering, (Greaseable Socket Reduces Corrosion/Wear)	K6582 ‡	1	S504
1967	230(3.8L), Power Steering, (Greaseable Socket Reduces Corrosion/Wear)	K6582 ‡	1	S504
Tie Rod Adjusting Sleeve				
1990-1982		ES2032S	2	S504
1981-1969		ES2004S	2	S504
1968-1967		ES350S	2	S504
Tie Rod End				
1990-1982	(Powdered Metal Gusher Brg. For Better Lubrication)	Outer ES2226RL ‡	2	S504
	(Powdered Metal Gusher Brg. For Better Lubrication)	Inner ES2227RL ‡	2	S504
1981-1976	(Powdered Metal Gusher Brg. For Better Lubrication)	Left Inner ES2001L ‡	1	S504
	(Powdered Metal Gusher Brg. For Better Lubrication)	Right Inner ES2002L ‡	1	S504
	V8 Cyl, (Powdered Metal Gusher Brg. For Better Lubrication)	Outer ES441RL ‡	2	S504
1979-1977	V6 Cyl, (Powdered Metal Gusher Brg. For Better Lubrication)	Outer ES427R ‡	2	S504
1976	6 Cyl, (Powdered Metal Gusher Brg. For Better Lubrication)	Outer ES427R ‡	2	S504
1975	11.66" From Stud Center To Stem End, (Powdered Metal Gusher Brg. For Better Lubrication)	Left Inner DS784 ‡	1	S504
	11.66" From Stud Center To Stem End, (Powdered Metal Gusher Brg. For Better Lubrication)	Right Inner DS783 ‡	1	S504
	8.57" From Stud Center To Stem End, (Powdered Metal Gusher Brg. For Better Lubrication)	Left Inner ES2001L ‡	1	S504
	8.57" From Stud Center To Stem End, (Powdered Metal Gusher Brg. For Better Lubrication)	Right Inner ES2002L ‡	1	S504
	2nd Design, 8-3/4" Length, (Powdered Metal Gusher Brg. For Better Lubrication)	Outer ES427R ‡	2	S504
1975-1970	5.44" From Stud Center To Body End, (Powdered Metal Gusher Brg. For Better Lubrication)	Outer ES404RL ‡	2	S504
1974-1970	(Powdered Metal Gusher Brg. For Better Lubrication)	Left Inner DS784 ‡	1	S504
	(Powdered Metal Gusher Brg. For Better Lubrication)	Right Inner DS783 ‡	1	S504
1969	(Powdered Metal Gusher Brg. For Better Lubrication)	Left Inner ES717 ‡	1	S504
	(Powdered Metal Gusher Brg. For Better Lubrication)	Right Inner ES716 ‡	1	S504
1968	(Powdered Metal Gusher Brg. For Better Lubrication)	Outer ES381RL ‡	2	S504
1968-1967	(Powdered Metal Gusher Brg. For Better Lubrication)	Inner ES681N ‡	2	S504
1967	(Powdered Metal Gusher Brg. For Better Lubrication)	Outer ES348R ‡	2	S504

PONTIAC-Firebird (Cont.)

REAR SUSPENSION



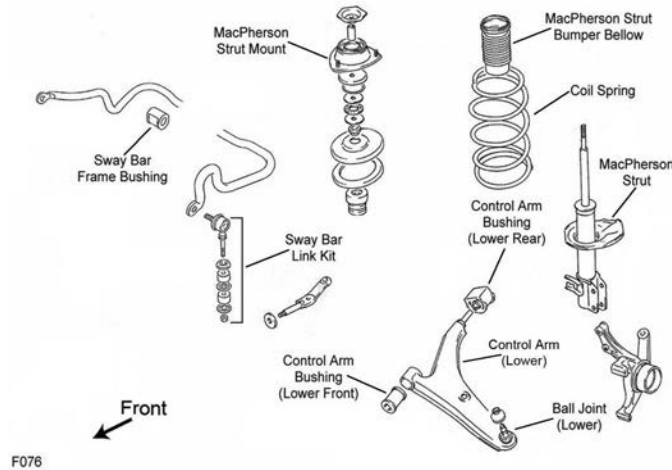
R309



R336

Year	Model/Application	Part	P/C Qty	Figure	
Control Arm Bushing					
1990-1982	(Contains Front And Rear Bushings)	Lower	K6178	2	R336
Leaf Spring Bushing					
1981-1967		Fixed End	SB298	2	R309
Leaf Spring Shackle Bushing					
1981-1970			K6560	4	R309
1969-1967		Lower Rear	K6559	4	
Sway Bar Bushing					
1990-1982		To Frame	K6686	1	R336
Sway Bar Repair Kit					
1990-1982	(Heavy Duty Design) (Includes Polyurethane Bushings And Solid Metal Sleeve For Enhanced Performance. Barrel Nut Allows For Easier Installation.) (Standard Design)		K6630 ‡ K700532 ‡	2 2	R336 R336
			K5252	2	R336
Track Bar					
1990-1982	(Contains Bushings)		K6341	1	R336

FRONT SUSPENSION

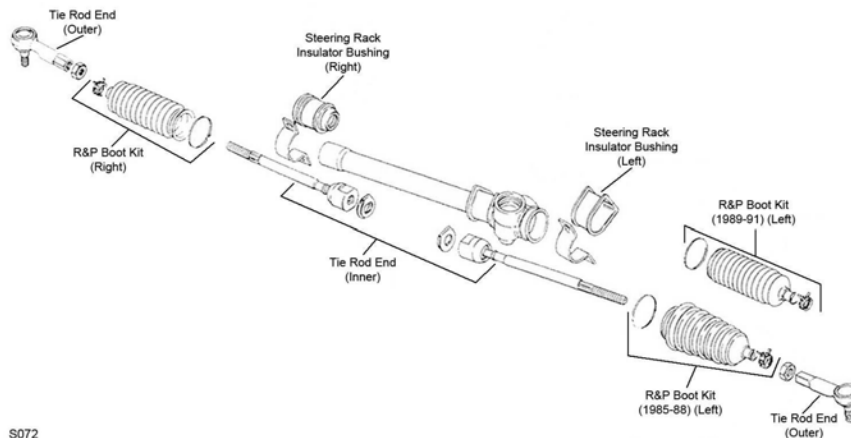


F076

F076

Year	Model/Application	Part	P/C Qty	Figure	
Control Arm with Ball Joint					
1990-1989	(R-Series)	Left Lower	RK620306	1	F076
	(R-Series)	Right Lower	RK620305	1	F076
1988-1986	Vehicles Built For Canadian Market, (R-Series)	Lower	RK9445	2	
1985	(R-Series)	Lower	RK9445	2	
Strut Bumper Bellows					
1990-1989	(OE Material For Strut Performance And Longevity, Contains Bumper)	K90462 ‡	2	F076	
Strut Mount					
1990-1989	Vehicles Built For Canadian Market, (Contains Bearing)	K9720	2	F076	
Sway Bar Repair Kit					
1990-1989	(Bushing Kit)	K90121	2	F076	

STEERING



S072

S072

Year	Model/Application	Part	P/C Qty	Figure	
Rack & Pinion Boot Kit					
1990-1985		Left	K8581	2	S072
		Right	K9448	1	S072
Tie Rod End					
1990-1989	(Full Ball Stud Provides 360 Degrees Of Smooth Rotation)	Inner	EV269 ‡	2	S072
1990-1985	(Design Allows Ease Of Installation)	Outer	ES800329 ‡	2	S072
	(Powdered Metal Gusher Brg. For Better Lubrication)	Outer	ES3043RL ‡	2	S072
1988-1985	(Full Ball Stud Provides 360 Degrees Of Smooth Rotation)	Inner	EV268 ‡	2	S072

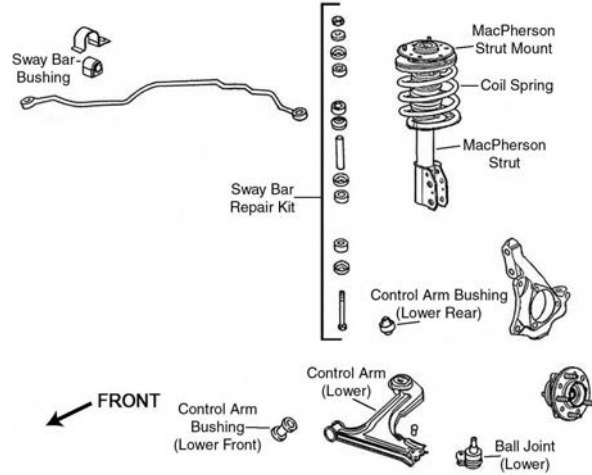
PONTIAC-Firefly (Cont.)

REAR SUSPENSION

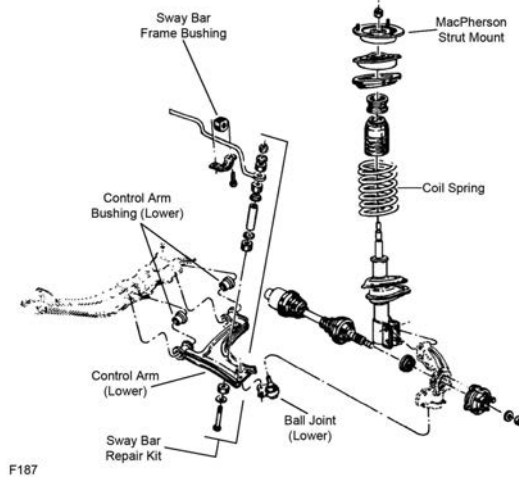
Year	Model/Application	Part	P/C Qty	Figure
Strut Mount				
1990-1989	Vehicles Built For Canadian Market	K9722	2	
Sway Bar Repair Kit				
1990-1989	(Bushing Kit)	K90121	2	

PONTIAC-Grand Am

FRONT SUSPENSION



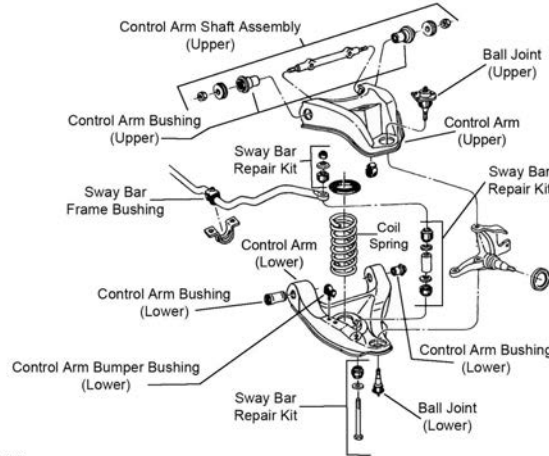
F061



F187

F187

FRONT SUSPENSION (Cont.)



F188

F188

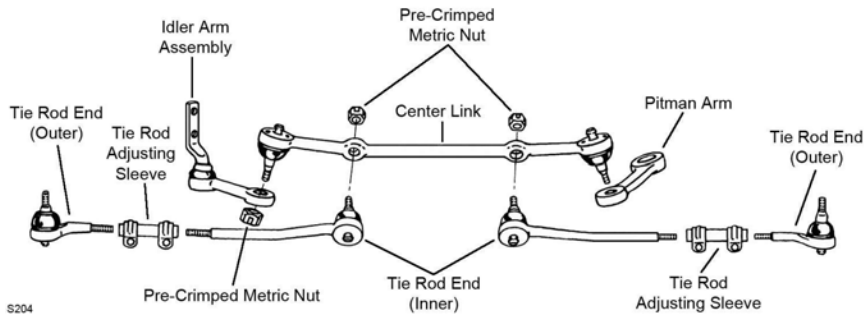
Year	Model/Application	Part	P/C Qty	Figure
Ball Joint				
1990-1985	(Powdered Metal Gusher Brg. For Better Lubrication)	Lower	K5273 ‡	2 F187
1980-1978	(Powdered Metal Gusher Brg. For Better Lubrication)	Upper	K5208 ‡	2 F188
	(Powdered Metal Gusher Brg. For Better Lubrication)	Lower	K6145T ‡	2 F188
1975-1973	(Powdered Metal Gusher Brg. For Better Lubrication)	Upper	K5208 ‡	2 F188
	(Powdered Metal Gusher Brg. For Better Lubrication)	Lower	K6145T ‡	2 F188
Control Arm Bumper Bushing				
1980-1978		Lower	K6606	2 F188
1975-1973		Lower	K6606	2 F188
Control Arm Bushing				
1990-1987	1.650" Outside Diameter, (Horizontal Mount)	Lower Front	K6284	1 F187
1986-1985		Lower Front	K6284	1 F187
1975-1973		Lower Rear	K5262	2 F188
		Lower Front	K3113	2 F188
Control Arm Bushing Set				
1990-1987	(Contains Front And Rear Bushings)	Lower	K6351	2 F187
1980-1978	(Contains Front And Rear Bushings)	Upper	K6411 ‡	1 F188
	(Contains Front And Rear Bushings, Standard Design)	Upper	K6176	2 F188
	(Contains Front And Rear Bushings)	Lower	K6421 ‡	2 F188
	(Contains Front And Rear Bushings, Standard Design)	Lower	K6177	2 F188
1975-1974		Upper	K6144	2 F188
1975-1973	(Contains Front And Rear Bushings)	Lower	K6109	2 F188
1973	(Contains Front And Rear Bushings)	Upper	K6108	2 F188
Control Arm Shaft Assembly				
1980-1978	(Provides Additional Positive(+) Camber Adjustment, Offset Shaft Kit, Design Allows Ease Of Installation)	Upper	K6218 ‡	2 F188
1975-1974	(Provides Additional Positive(+) Camber Adjustment, Offset Shaft Kit, Design Allows Ease Of Installation)	Upper	K6146 ‡	2 F188
1973	(Provides Additional Positive(+) Camber Adjustment, Offset Shaft Kit, Design Allows Ease Of Installation)	Upper	K6148 ‡	2 F188
Control Arm with Ball Joint				
1990-1985	(Contains Bushings)	Left Lower	CK620662 ‡	1 F187
	(R-Series)	Left Lower	RK620662	1 F187
	(Contains Bushings)	Right Lower	CK620663 ‡	1 F187
	(R-Series)	Right Lower	RK620663	1 F187
Strut Bumper Bellows				
1990-1985	(Contains Bumper)		K90463	2 F187
Strut Mount				
1990-1985	(Contains Bearing)		K6563	2 F187
Strut Spring Seat				
1990-1985	(Contains Isolators)	Upper	K6634	2 F187
		Lower	K5346	2 F061, F187
Sway Bar Bushing				
1990-1986	22mm Sway Bar Diameter	To Frame	K6397	1 F187

PONTIAC-Grand Am (Cont.)

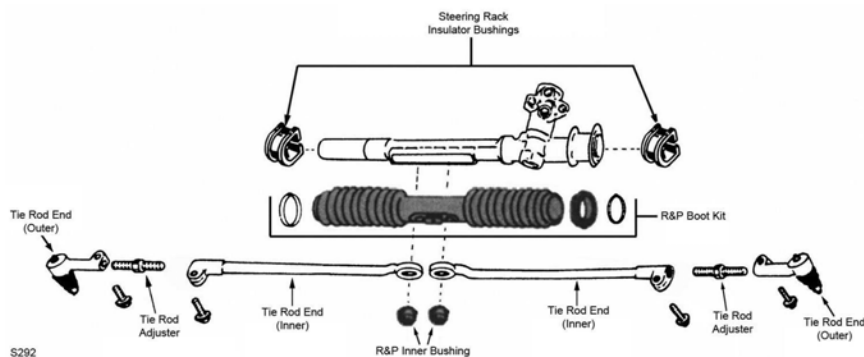
FRONT SUSPENSION (Cont.)

Year	Model/Application	Part	P/C Qty	Figure
Sway Bar Bushing				
1990-1986 (Cont.)	24mm Sway Bar Diameter	To Frame	K6398	1 F187
	26mm Sway Bar Diameter	To Frame	K6399	1 F187
	30mm Sway Bar Diameter	To Frame	K6401	1 F187
1990-1985	28mm Sway Bar Diameter	To Frame	K6400	1 F187
1985	30mm Sway Bar Diameter	To Frame	K6278	1 F187
1980-1978	1" Sway Bar Diameter, Except Tabs On Mounting Clamps	To Frame	K6451	1 F188
	1" To 1-9/64" Sway Bar Diameter, Tabs On Mounting Clamps	To Frame	K6161	1 F188
	1-1/16" Sway Bar Diameter, Except Tabs On Mounting Clamps	To Frame	K5288	1 F188
	1-1/4" Sway Bar Diameter, Except Tabs On Mounting Clamps, (Split Design For Easier Installation)	To Frame	K6455 ‡	1 F188
	1-1/8" Sway Bar Diameter, Except Tabs On Mounting Clamps	To Frame	K6453	1 F188
	1-3/16" Sway Bar Diameter, Except Tabs On Mounting Clamps	To Frame	K5248	1 F188
	15/16" Sway Bar Diameter, Tabs On Mounting Clamps	To Frame	K5241	1 F188
1975-1973	1" Sway Bar Diameter, Except Tabs On Mounting Clamps	To Frame	K6451	1 F188
	1-1/16" Sway Bar Diameter, Except Tabs On Mounting Clamps	To Frame	K5288	1 F188
	1-1/4" Sway Bar Diameter, Except Tabs On Mounting Clamps, (Split Design For Easier Installation)	To Frame	K6455 ‡	1 F188
	1-1/8" Sway Bar Diameter, Except Tabs On Mounting Clamps	To Frame	K6453	1 F188
	1-3/16" Sway Bar Diameter, Except Tabs On Mounting Clamps	To Frame	K5248	1 F188
	1-3/16" Sway Bar Diameter, Tabs On Mounting Clamps	To Frame	K5253	1 F188
	15/16" Sway Bar Diameter, Tabs On Mounting Clamps	To Frame	K5241	1 F188
Sway Bar Repair Kit				
1990-1986	(Heavy Duty Design) (Includes Polyurethane Bushings And Solid Metal Sleeve For Enhanced Performance. Barrel Nut Allows For Easier Installation.) (Standard Design)		K6630 ‡ K700532 ‡	2 F187 2 F187
			K5252	2 F187
1980-1978	(OEM Type) (Optional Performance) 7-1/4" Length, (Includes Polyurethane Bushings And Solid Metal Sleeve For Enhanced Performance. Barrel Nut Allows For Easier Installation.)		K5254 K8988 K700538 ‡	2 F188 2 F188 2 F188
1975-1973	(Heavy Duty Design) (Includes Polyurethane Bushings And Solid Metal Sleeve For Enhanced Performance. Barrel Nut Allows For Easier Installation.) (Standard Design)		K6630 ‡ K700532 ‡	2 F188 2 F188
			K5252	2 F188
Wheel Hub & Bearing Assembly				
1990-1985		513017-K	2	

STEERING



S204

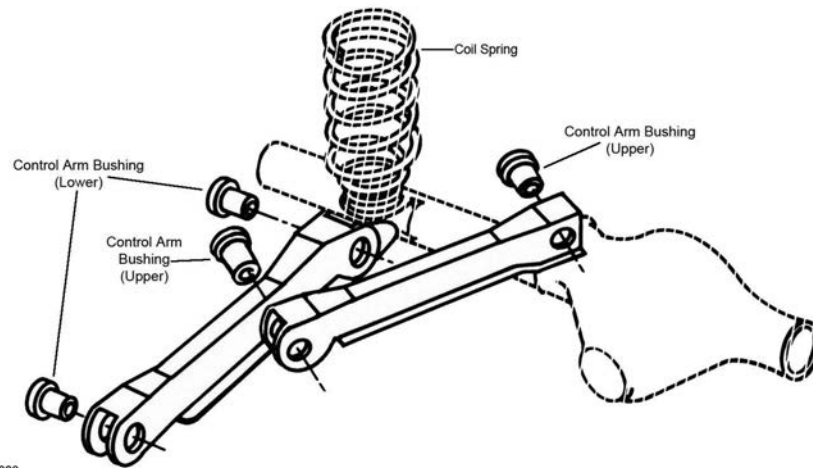


S292

STEERING (Cont.)

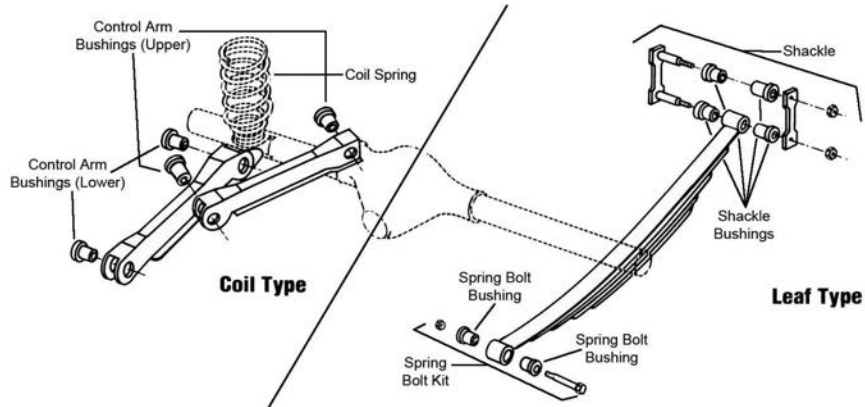
Year	Model/Application	Part	P/C Qty	Figure
Center Link				
1980-1978	(Contains New Pre-Crimped Metric Nuts, Powdered Metal Gusher Brg. For Better Lubrication)	DS909 ‡	1	S204
1975-1973	Power Steering, (Powdered Metal Gusher Brg. For Better Lubrication)	DS808 ‡	1	S204
Idler Arm				
1980-1978	(Powdered Metal Gusher Brg. For Better Lubrication)	K6187T ‡	1	S204
1975	(Powdered Metal Gusher Brg. For Better Lubrication)	K6152 ‡	1	S204
1974-1973	(Powdered Metal Gusher Brg. For Better Lubrication)	K6149 ‡	1	S204
Rack & Pinion Boot Kit				
1990-1987	Center	K6338	1	S292
Steering Rack Insulator Bushing				
1990-1987	(Contains Left And Right Bushings)	K6337	1	S292
Tie Rod Adjuster				
1990-1985	(Fluted Design Avoids Corrosion)	ES3088S ‡	2	S292
Tie Rod Adjusting Sleeve				
1990-1985	(OEM Type)	ES3088SP	2	S292
1980-1978		ES2032S	2	S204
1975-1973		ES2004S	2	S204
Tie Rod End				
1990-1985	(Powdered Metal Gusher Brg. For Better Lubrication)	Left Outer ES2217R ‡	1	S292
	(Powdered Metal Gusher Brg. For Better Lubrication)	Right Outer ES2216R ‡	1	S292
	(Design Allows Ease Of Installation)	Left Inner ES3371 ‡	1	S292
	(Design Allows Ease Of Installation)	Right Inner ES3372 ‡	1	S292
1980-1978	(Powdered Metal Gusher Brg. For Better Lubrication)	Outer ES2033RLT ‡	2	S204
	(Powdered Metal Gusher Brg. For Better Lubrication)	Inner ES2034RLT ‡	2	S204
1975-1973	(Powdered Metal Gusher Brg. For Better Lubrication)	Outer ES427R ‡	2	S204
	(Powdered Metal Gusher Brg. For Better Lubrication)	Inner ES2020RLT ‡	2	S204
Tie Rod End Bushing Kit				
1990-1985	(2 Piece Design, Bolts And Washers Not Included, Design Allows Ease Of Installation)	Inner K6531 ‡	1	S292
	(2 Piece Design, Contains Lock Plate, Bolts, And Washers, Design Allows Ease Of Installation)	Inner K6677 ‡	1	S292
	(Standard Design, 1 Piece Design)	Inner EV119	1	S292

REAR SUSPENSION

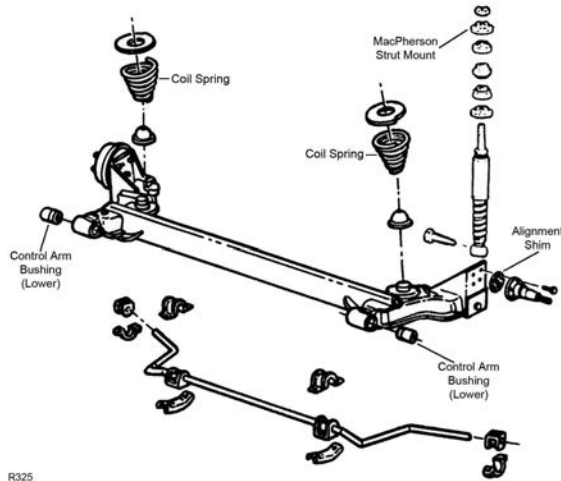


PONTIAC-Grand Am (Cont.)

REAR SUSPENSION (Cont.)



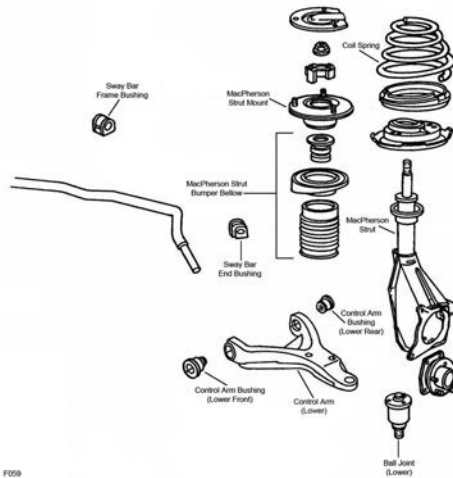
R310



R325

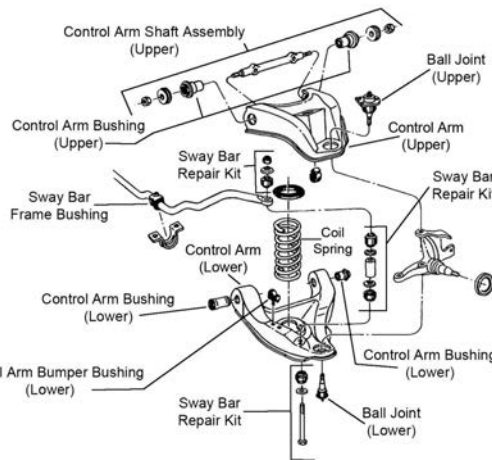
Year	Model/Application	Part	P/C Qty	Figure
Control Arm Bushing				
1990-1985	1.888" Outside Diameter	Lower	K6288	2 R325
1980-1978	(Contains Front And Rear Bushings)	Upper	K6178	2 R308
		Lower	K6178	2 R308
Control Arm Bushing Set				
1975-1973	(Contains Front And Rear Bushings)	Upper	K5161	2 R310
		Lower	K5161	2 R310
Shock Mount				
1990-1985			K6353	2 R325
Wheel Hub & Bearing Assembly				
1990-1985			513012	2

FRONT SUSPENSION



F059

F059



F188

F188

Year	Model/Application	Part	P/C Qty	Figure
Ball Joint				
1990-1988	(Powdered Metal Gusher Brg. For Better Lubrication)	Lower	K5301 ‡	2 F059
1987-1973	(Powdered Metal Gusher Brg. For Better Lubrication)	Upper	K5208 ‡	2 F188
	(Powdered Metal Gusher Brg. For Better Lubrication)	Lower	K6145T ‡	2 F188
1972-1969	(Powdered Metal Gusher Brg. For Better Lubrication)	Upper	K5108 ‡	2 F188
	(Powdered Metal Gusher Brg. For Better Lubrication)	Lower	K5103 ‡	2 F188
Control Arm				
1990-1988	(R-Series)	Left Lower	RK640295	1 F059
	(R-Series)	Right Lower	RK640296	1 F059
Control Arm Bumper Bushing				
1987-1971		Lower	K6606	2 F188
Control Arm Bushing				
1977-1973		Lower Rear	K5262	2 F188
		Lower Front	K3113	2 F188
1968-1965	External Thread Control Arm Shaft, (Contains Front And Rear Bushings)	Upper	K5189	2 F188
	Internal Thread Control Arm Shaft, (Contains Front And Rear Bushings)	Upper	K5162	2 F188
1964-1963	(Contains Front And Rear Bushings)	Upper	K5162	2 F188
Control Arm Bushing Set				
1990-1988	(Contains Front And Rear Bushings)	Lower	K6364	2 F059
1987-1978	(Contains Front And Rear Bushings)	Upper	K6411 ‡	1 F188
	(Contains Front And Rear Bushings, Standard Design)	Upper	K6176	2 F188
	(Contains Front And Rear Bushings)	Lower	K6421 ‡	2 F188
	(Contains Front And Rear Bushings, Standard Design)	Lower	K6177	2 F188
1977-1974		Upper	K6144	2 F188
1977-1973	(Contains Front And Rear Bushings)	Lower	K6109	2 F188
1973	(Contains Front And Rear Bushings)	Upper	K6108	2 F188

PONTIAC-Grand Prix (Cont.)

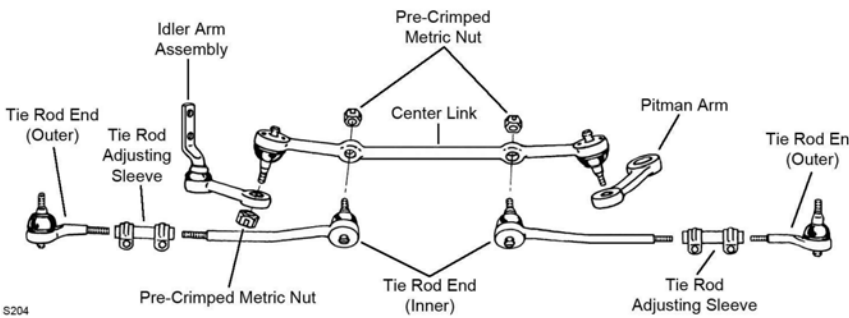
FRONT SUSPENSION (Cont.)

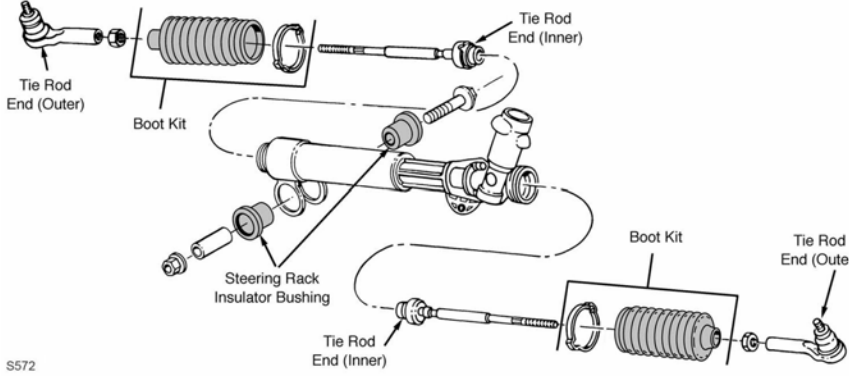
Year	Model/Application	Part	P/C Qty	Figure		
Control Arm Bushing Set						
1972-1969	(Contains Front And Rear Bushings)	Upper	K5196	2 F188		
1972-1965	(Contains Front And Rear Bushings)	Lower	K5149	2 F188		
Control Arm Shaft Assembly						
1987-1978	(Provides Additional Positive(+) Camber Adjustment, Offset Shaft Kit, Design Allows Ease Of Installation)	Upper	K6218 ‡	2 F188		
1977-1974	(Provides Additional Positive(+) Camber Adjustment, Offset Shaft Kit, Design Allows Ease Of Installation)	Upper	K6146 ‡	2 F188		
1973	(Provides Additional Positive(+) Camber Adjustment, Offset Shaft Kit, Design Allows Ease Of Installation)	Upper	K6148 ‡	2 F188		
1972-1969	(Provides Additional Positive(+) Camber Adjustment, Offset Shaft Kit, Design Allows Ease Of Installation)	Upper	K5250 ‡	2 F188		
Control Arm with Ball Joint						
1987-1978	(Contains Bushing And Offset Shaft, Powdered Metal Gusher Brg. For Better Lubrication)	Left Upper	CK620250 ‡	1 F188		
Strut Bearing						
1990-1988			K6456	2 F059		
Strut Bumper Bellows						
1990-1988	(Contains Bumper)		K90463	2 F059		
Strut Spring Seat						
1990-1988	(Bearing Not Included, Contains Isolators) (Contains Bearing, Contains Insulator) (Bearing Not Included, Contains Isolators) (Contains Bearing, Contains Insulator)	Left Lower	K6632	1 F059		
		Left Lower	K6682	1 F059		
		Right Lower	K6633	1 F059		
		Right Lower	K6683	1 F059		
Sway Bar Bushing						
1990-1988	1" Sway Bar Diameter, (Knob On Bottom) 1-1/16" Sway Bar Diameter, (Knob On Bottom) 1-1/4" Sway Bar Diameter, (Split Design For Easier Installation) 1-1/8" Sway Bar Diameter, (Knob On Bottom) 1-3/16" Sway Bar Diameter, (Knob On Bottom) 1-5/16" Sway Bar Diameter, (Knob On Bottom) 36mm Sway Bar Diameter, (Knob On Bottom)	To End	K6641	1 F059		
		To Frame	K6451	1 F059		
		To Frame	K5288	1 F059		
		To Frame	K6455 ‡	1 F059		
		To Frame	K6453	1 F059		
		To Frame	K5248	1 F059		
		To Frame	K6457	1 F059		
		To Frame	K6459	1 F059		
		1987-1973	1" Sway Bar Diameter, Except Tabs On Mounting Clamps 1-1/16" Sway Bar Diameter, Except Tabs On Mounting Clamps 1-1/4" Sway Bar Diameter, Except Tabs On Mounting Clamps, (Split Design For Easier Installation) 1-1/8" Sway Bar Diameter, Except Tabs On Mounting Clamps 1-3/16" Sway Bar Diameter, Except Tabs On Mounting Clamps 1-5/16" Sway Bar Diameter, Except Tabs On Mounting Clamps 36mm Sway Bar Diameter, Except Tabs On Mounting Clamps	To Frame	K6451	1 F188
				To Frame	K5288	1 F188
				To Frame	K6455 ‡	1 F188
				To Frame	K6453	1 F188
				To Frame	K5248	1 F188
				To Frame	K6457	1 F188
To Frame	K6459			1 F188		
1980-1976	1" To 1-9/64" Sway Bar Diameter, Tabs On Mounting Clamps	To Frame	K6161	1 F188		
1980-1973	15/16" Sway Bar Diameter, Tabs On Mounting Clamps	To Frame	K5241	1 F188		
1975-1973	1-3/16" Sway Bar Diameter, Tabs On Mounting Clamps	To Frame	K5253	1 F188		
1972-1969	1" Sway Bar Diameter 15/16" Sway Bar Diameter	To Frame	K5253	1 F188		
		To Frame	K5241	1 F188		
1968-1967		To Frame	K5242	1 F188		
1965		To Frame	K5242	1 F188		
1964-1962	Except Air Suspension	To Frame	K5242	1 F188		
Sway Bar Repair Kit						
1987-1978	(OEM Type) (Optional Performance) 7-1/4" Length, (Includes Polyurethane Bushings And Solid Metal Sleeve For Enhanced Performance. Barrel Nut Allows For Easier Installation.)		K5254	2 F188		
			K8988	2 F188		
			K700538 ‡	2 F188		
1977-1973	(Heavy Duty Design) (Includes Polyurethane Bushings And Solid Metal Sleeve For Enhanced Performance. Barrel Nut Allows For Easier Installation.) (Standard Design)		K6630 ‡	2 F188		
			K700532 ‡	2 F188		
1972-1969	(Heavy Duty Design) (Includes Polyurethane Bushings And Solid Metal Sleeve For Enhanced Performance. Barrel Nut Allows For Easier Installation.) (Standard Design)		K5252	2 F188		
			K6629 ‡	2 F188		
			K700535 ‡	2 F188		
1968-1965	(Standard Design)		K8266	2 F188		
1967	(Includes Polyurethane Bushings And Solid Metal Sleeve For Enhanced Performance. Barrel Nut Allows For Easier Installation.)		K447	2 F188		
1965	(Includes Polyurethane Bushings And Solid Metal Sleeve For Enhanced Performance. Barrel Nut Allows For Easier Installation.)		K700533 ‡	2 F188		
1965	(Includes Polyurethane Bushings And Solid Metal Sleeve For Enhanced Performance. Barrel Nut Allows For Easier Installation.)		K700533 ‡	2 F188		

FRONT SUSPENSION (Cont.)

Year	Model/Application	Part	P/C Qty	Figure
Sway Bar Repair Kit				
1964-1962	Except Air Suspension, (Includes Polyurethane Bushings And Solid Metal Sleeve For Enhanced Performance. Barrel Nut Allows For Easier Installation.)	K700527 ‡	2	F188
	Except Air Suspension, (Standard Design)	K446	2	F188
Wheel Hub & Bearing Assembly				
1990-1988		513044	2	

STEERING

 <p>S204</p>				
--	--	--	--	--

 <p>S572</p>				
---	--	--	--	--

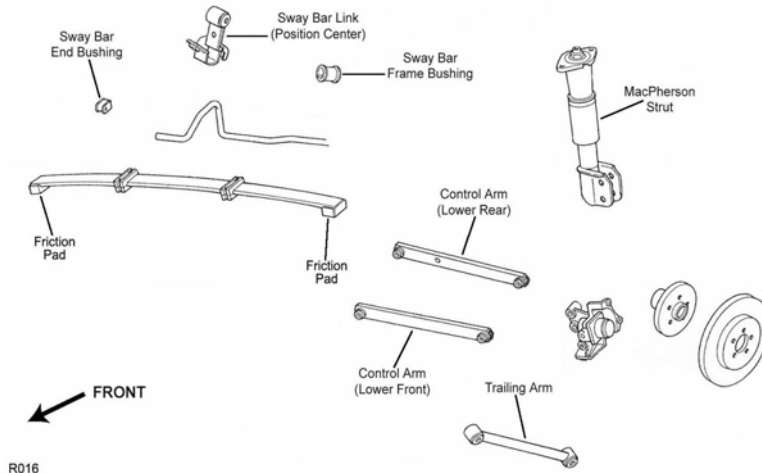
Year	Model/Application	Part	P/C Qty	Figure
Center Link				
1987-1978	(Contains New Pre-Crimped Metric Nuts, Powdered Metal Gusher Brg. For Better Lubrication)	DS909 ‡	1	S204
1977-1973	Power Steering, (Powdered Metal Gusher Brg. For Better Lubrication)	DS808 ‡	1	S204
1972-1968	(Powdered Metal Gusher Brg. For Better Lubrication)	DS749 ‡	1	S204
Idler Arm				
1987-1978	(Powdered Metal Gusher Brg. For Better Lubrication)	K6187T ‡	1	S204
1977-1975	(Powdered Metal Gusher Brg. For Better Lubrication)	K6152 ‡	1	S204
1974-1973	(Powdered Metal Gusher Brg. For Better Lubrication)	K6149 ‡	1	S204
1972	From 10/9/72, (Curved Arm, Powdered Metal Gusher Brg. For Better Lubrication)	K6149 ‡	1	S204
	Thru 10/9/72, (Straight Arm, Powdered Metal Gusher Brg. For Better Lubrication)	K5143 ‡	1	S204
1971-1969	(Powdered Metal Gusher Brg. For Better Lubrication)	K5143 ‡	1	S204
Rack & Pinion Boot Kit				
1990-1988		K6298	2	S572
Steering Rack Insulator Bushing				
1990-1988		K6349	1	S572
Tie Rod Adjusting Sleeve				
1987-1978		ES2032S	2	S204
1977-1971		ES2004S	2	S204
1970-1969		ES2032S	2	S204
1968-1962		ES2004S	2	S204
Tie Rod End				
1990-1988	(Powdered Metal Gusher Brg. For Better Lubrication)	Outer ES2912RL ‡	2	S572
	(Full Ball Stud Provides 360 Degrees Of Smooth Rotation)	Inner EV195 ‡	2	S572
1987-1978	(Powdered Metal Gusher Brg. For Better Lubrication)	Outer ES2033RLT ‡	2	S204
	(Powdered Metal Gusher Brg. For Better Lubrication)	Inner ES2034RLT ‡	2	S204

PONTIAC-Grand Prix (Cont.)

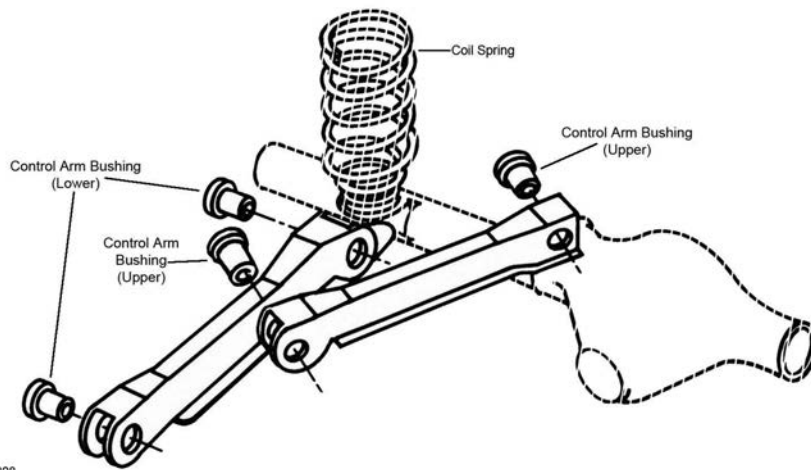
STEERING (Cont.)

Year	Model/Application	Part	P/C Qty	Figure	
Tie Rod End					
1977-1973	(Powdered Metal Gusher Brg. For Better Lubrication)	Outer	ES427R ‡	2	S204
		Inner	ES2020RLT ‡	2	S204
1972-1971	(Powdered Metal Gusher Brg. For Better Lubrication)	Inner	ES406L ‡	2	S204
1970-1969	(Powdered Metal Gusher Brg. For Better Lubrication)	Inner	ES681N ‡	2	S204
1968-1964	(Powdered Metal Gusher Brg. For Better Lubrication)	Left Inner	ES717 ‡	1	S204
		Right Inner	ES716 ‡	1	S204
1963-1962	(Powdered Metal Gusher Brg. For Better Lubrication)	Outer	ES314RL ‡	2	S204

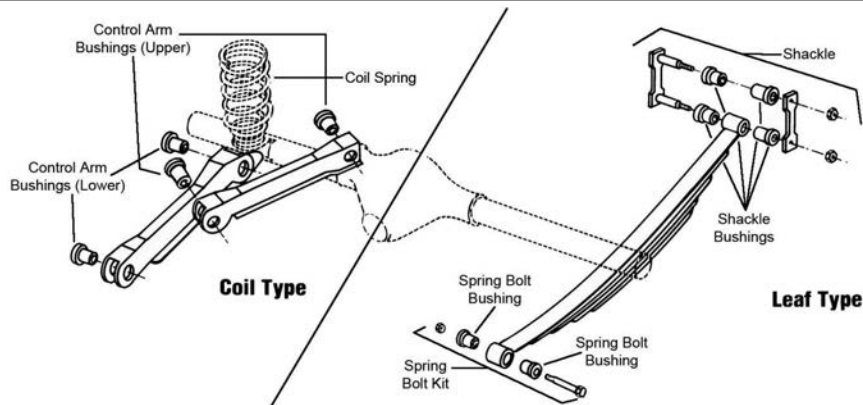
REAR SUSPENSION



R016



R308



R310

REAR SUSPENSION (Cont.)					
Year	Model/Application	Part	P/C Qty	Figure	
Control Arm Bushing					
1990-1988	(Lateral Rod Bushing)	Lower	K6577	2	R016
1987-1978	(Contains Front And Rear Bushings)	Upper	K6178	2	R308
	(Contains Front And Rear Bushings)	Lower	K6178	2	R308
Control Arm Bushing Set					
1977-1965	(Contains Front And Rear Bushings)	Lower	K5161	2	R310
1968-1965	(Contains Front And Rear Bushings)	Upper	K5161	2	R310
Leaf Helper Spring					
1990-1988	(Increases Spring Capacity For Proper Vehicle Height)		K6000 ‡	1	R016
Spring Friction Pad					
1990-1988	(Eliminates Noise In Rear Suspension)	At Wheel Spindle	K6544 ‡	2	R016
Strut Assembly					
1990-1988	(Coated For Corrosion Resistance, Contains Lower Mounting Hardware)		ST8506 ‡	2	R016
Strut Bumper Bellows					
1990-1988	(Contains Bumper)		K90465	2	R016
Strut Mount					
1990-1988	(Contains Bumper Bellows, Bearing Not Included, Original Equipment Type) (Mount Only, Bearing Not Included)		K6570 K6394	2 2	R016 R016
Sway Bar Bushing					
1990-1988	11mm Sway Bar Diameter, (Split Design For Easier Installation)	To End At Strut	K200133 ‡	1	R016
	13mm Sway Bar Diameter, (Split Design For Easier Installation)	To End At Strut	K200135 ‡	1	R016
	13mm Sway Bar Diameter, (Split Design For Easier Installation)	To Frame	K200134 ‡	1	R016
Sway Bar Link					
1990-1988	(Contains Bracket and Hanger, Sway Bar Bushing Not Included)		K80233	2	R016
Trailing Link					
1990-1988	(R-Series)		RK6402	2	R016
Trailing Link Bushing					
1990-1988	(High Quality Elastomer For Durability And Performance)	Front	K200102 ‡	2	R016
	(High Quality Elastomer For Durability And Performance)	Rear	K200103 ‡	2	R016
Wheel Hub & Bearing Assembly					
1990-1989	4 Wheel ABS		512004	2	
	Non ABS		513018	2	
1988			513018	2	

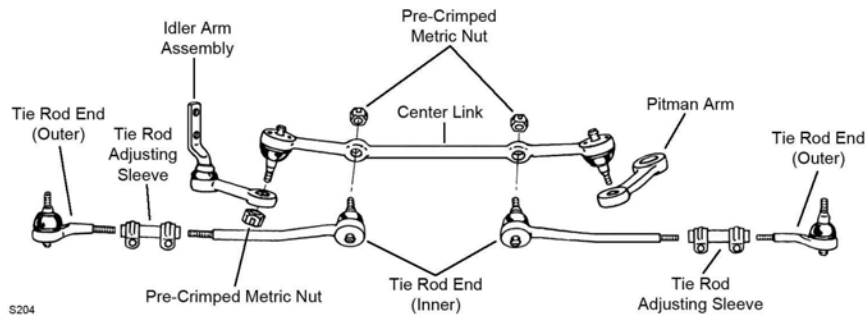
FRONT SUSPENSION					
F188		F188			
Year	Model/Application	Part	P/C Qty	Figure	
Ball Joint					
1975-1971	(Powdered Metal Gusher Brg. For Better Lubrication)	Upper	K5208 ‡	2	F188
	(Powdered Metal Gusher Brg. For Better Lubrication)	Lower	K6141 ‡	2	F188

PONTIAC-Grand Ville (Cont.)

FRONT SUSPENSION (Cont.)

Year	Model/Application	Part	P/C Qty	Figure
Control Arm Bumper Bushing				
1975-1971		Lower K6606	2	F188
Control Arm Bushing				
1975-1971		Lower Rear Lower Front K5262 K3113	2 2	F188 F188
Control Arm Bushing Set				
1975-1974		Upper K6144	2	F188
1975-1971	(Contains Front And Rear Bushings)	Lower K6109	2	F188
1973-1971	(Contains Front And Rear Bushings)	Upper K6108	2	F188
Control Arm Shaft Assembly				
1975-1974	(Provides Additional Positive(+) Camber Adjustment, Offset Shaft Kit, Design Allows Ease Of Installation)	Upper K6146 ‡	2	F188
1973-1971	(Provides Additional Positive(+) Camber Adjustment, Offset Shaft Kit, Design Allows Ease Of Installation)	Upper K6148 ‡	2	F188
Sway Bar Bushing				
1975-1973	1-1/8" Sway Bar Diameter, Except Tabs On Mounting Clamps	To Frame K6453	1	F188
1975-1971	1" Sway Bar Diameter	To Frame K5253	1	F188
	15/16" Sway Bar Diameter	To Frame K5241	1	F188
Sway Bar Repair Kit				
1975-1971	(Heavy Duty Design) (Includes Polyurethane Bushings And Solid Metal Sleeve For Enhanced Performance. Barrel Nut Allows For Easier Installation.) (Standard Design)	K6630 ‡ K700532 ‡ K5252	2 2 2	F188 F188 F188

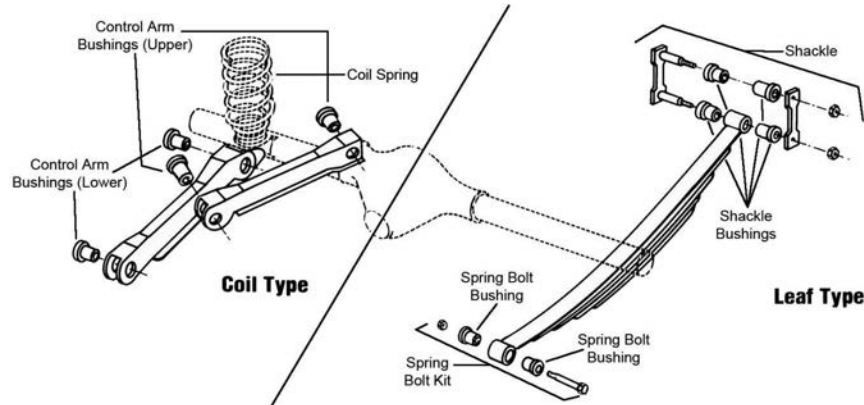
STEERING



S204

Year	Model/Application	Part	P/C Qty	Figure
Center Link				
1975-1973	(Powdered Metal Gusher Brg. For Better Lubrication)	DS809 ‡	1	S204
Idler Arm				
1975	(Powdered Metal Gusher Brg. For Better Lubrication)	K6153 ‡	1	S204
1974-1973	(Powdered Metal Gusher Brg. For Better Lubrication)	K6149 ‡	1	S204
1972-1971	(Powdered Metal Gusher Brg. For Better Lubrication)	K6106 ‡	1	S204
Tie Rod Adjusting Sleeve				
1975-1971		ES2004S	2	S204
Tie Rod End				
1975-1971	(Powdered Metal Gusher Brg. For Better Lubrication) (Powdered Metal Gusher Brg. For Better Lubrication)	Outer Inner ES403R ‡ ES403L ‡	2 2	S204 S204

REAR SUSPENSION

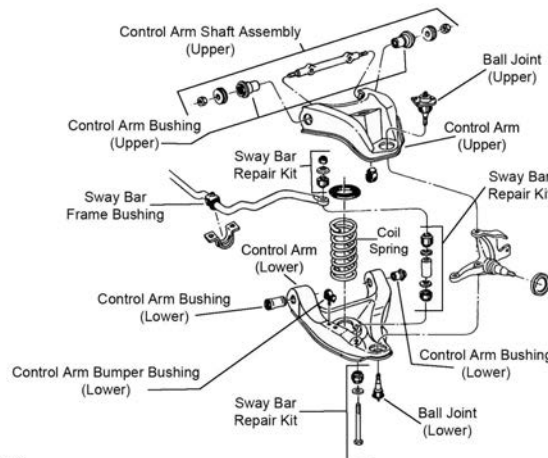


R310

Year	Model/Application	Part	P/C Qty	Figure	
Control Arm Bushing					
1975-1971		Upper	K6111	2	R310
Control Arm Bushing Set					
1975-1971	(Contains Front And Rear Bushings)	Lower	K6116	2	R310
Leaf Spring Bushing					
1974-1973	4 Dr. Station Wagon	Fixed End	SB298	2	R310
Leaf Spring Shackle Bushing					
1974-1973	4 Dr. Station Wagon		K6559	8	R310

GTO-PONTIAC

FRONT SUSPENSION



F188

F188

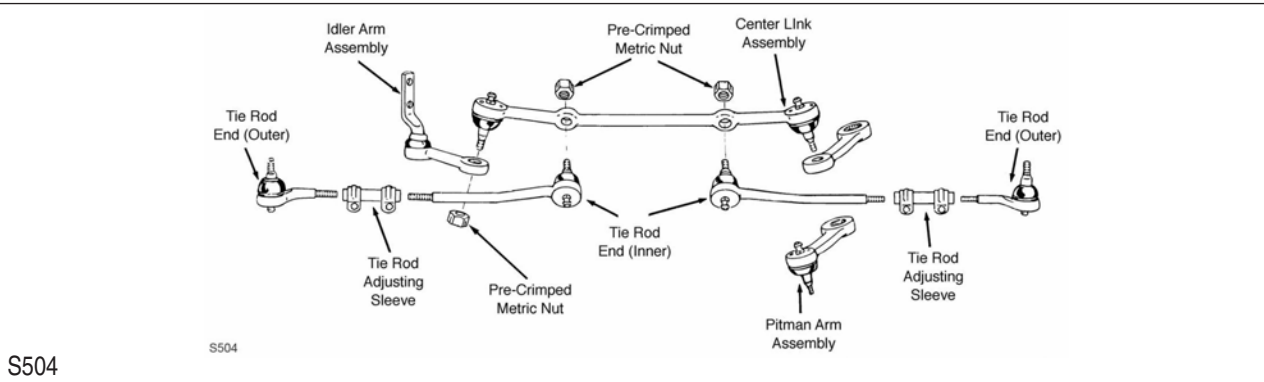
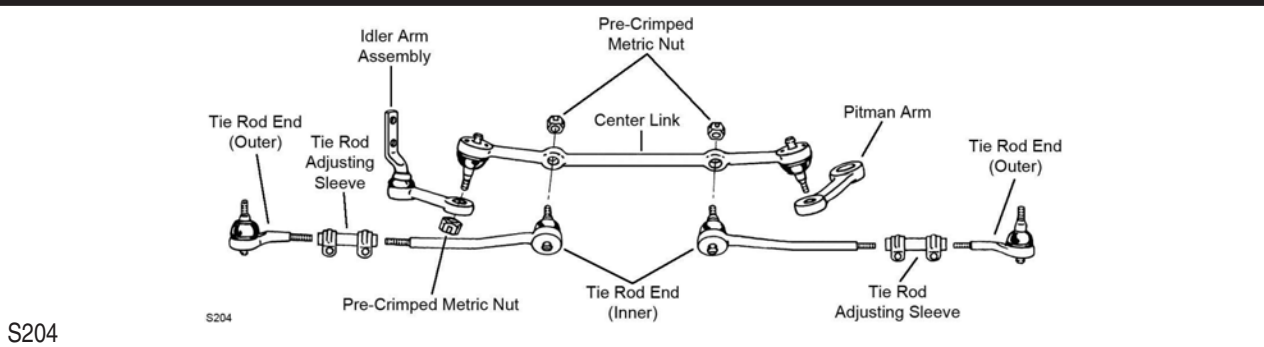
Year	Model/Application	Part	P/C Qty	Figure	
Ball Joint					
1971	(Powdered Metal Gusher Brg. For Better Lubrication)	Upper	K5208 ‡	2	F188
1970-1967	(Powdered Metal Gusher Brg. For Better Lubrication)	Upper	K5108 ‡	2	F188
	(Powdered Metal Gusher Brg. For Better Lubrication)	Lower	K5103 ‡	2	F188
Control Arm Bumper Bushing					
1971		Lower	K6606	2	F188
Control Arm Bushing					
1968-1967	(Round Bushing, Contains Front And Rear Bushings)	Lower	K5144	2	F188
Control Arm Bushing Set					
1971-1967	(Contains Front And Rear Bushings)	Lower	K5149	2	F188
1970-1967	(Contains Front And Rear Bushings)	Upper	K5196	2	F188
Control Arm Shaft Assembly					
1971	(Provides Additional Positive(+) Camber Adjustment, Offset Shaft Kit, Design Allows Ease Of Installation)	Upper	K6148 ‡	2	F188

PONTIAC-GTO (Cont.)

FRONT SUSPENSION (Cont.)

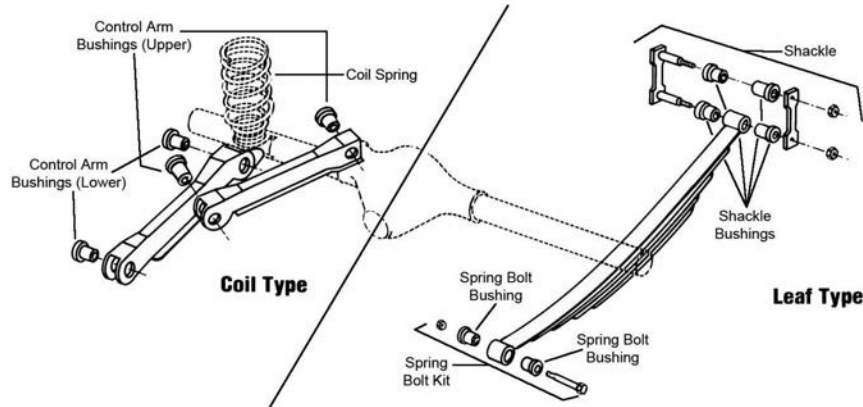
Year	Model/Application	Part	P/C Qty	Figure
Control Arm Shaft Assembly				
1970-1967	(Provides Additional Positive(+) Camber Adjustment, Offset Shaft Kit, Design Allows Ease Of Installation)	Upper	K5250 ‡	2 F188
Sway Bar Bushing				
1971	1" Sway Bar Diameter, Except Tabs On Mounting Clamps	To Frame	K6451	1 F188
	1-1/16" Sway Bar Diameter, Except Tabs On Mounting Clamps	To Frame	K5288	1 F188
	1-1/8" Sway Bar Diameter, Except Tabs On Mounting Clamps	To Frame	K6453	1 F188
	1-3/16" Sway Bar Diameter, Except Tabs On Mounting Clamps	To Frame	K5248	1 F188
1971-1967	1" Sway Bar Diameter	To Frame	K5253	1 F188
	15/16" Sway Bar Diameter	To Frame	K5241	1 F188
Sway Bar Repair Kit				
1971-1967	(Heavy Duty Design) (Includes Polyurethane Bushings And Solid Metal Sleeve For Enhanced Performance. Barrel Nut Allows For Easier Installation.) (Standard Design)		K6629 ‡	2 F188
			K700535 ‡	2 F188
			K8266	2 F188

STEERING



Year	Model/Application	Part	P/C Qty	Figure
Center Link				
1971	(Powdered Metal Gusher Brg. For Better Lubrication)		DS749 ‡	1 S504
1970-1968	(Powdered Metal Gusher Brg. For Better Lubrication)		DS749 ‡	1 S204
Idler Arm				
1970-1967	(Powdered Metal Gusher Brg. For Better Lubrication)		K5143 ‡	1 S204
Tie Rod Adjusting Sleeve				
1971			ES2004S	2 S504
1970-1967			ES2032S	2 S204
Tie Rod End				
1971	(Powdered Metal Gusher Brg. For Better Lubrication)	Inner	ES406L ‡	2 S504
	5.44" From Stud Center To Body End, (Powdered Metal Gusher Brg. For Better Lubrication)	Outer	ES404RL ‡	2 S504
	8.62" Length, (Powdered Metal Gusher Brg. For Better Lubrication)	Outer	ES406R ‡	2 S504
1970-1967	(Powdered Metal Gusher Brg. For Better Lubrication)	Outer	ES333RL ‡	2 S204
	(Powdered Metal Gusher Brg. For Better Lubrication)	Inner	ES681N ‡	2 S204

REAR SUSPENSION

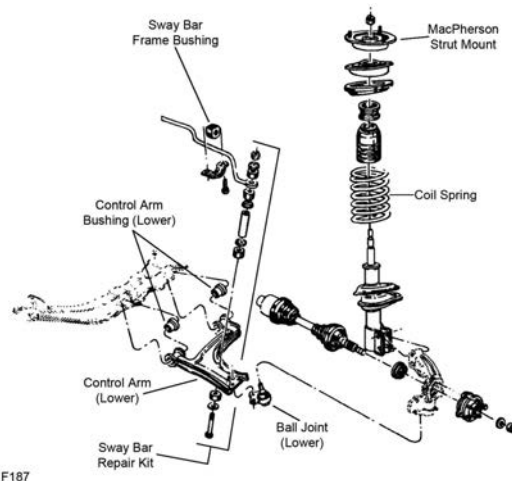


R310

Year	Model/Application	Part	P/C Qty	Figure	
Control Arm Bushing Set					
1971-1967	(Contains Front And Rear Bushings)	Upper	K5161	2	R310
	(Contains Front And Rear Bushings)	Lower	K5161	2	R310

J2000-PONTIAC

FRONT SUSPENSION

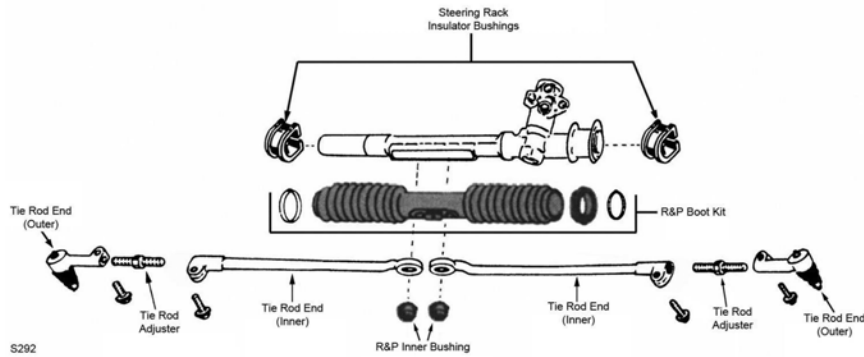


F187

Year	Model/Application	Part	P/C Qty	Figure	
Ball Joint					
1983-1982	(Powdered Metal Gusher Brg. For Better Lubrication)	Lower	K5273 ‡	2	F187
Control Arm Bushing					
1983-1982		Lower Front	K6284	1	F187
Strut Bumper Bellows					
1983-1982	(Contains Bumper)		K90463	2	F187
Strut Mount					
1983-1982	(Contains Bearing)		K6563	2	F187
Strut Spring Seat					
1983-1982	(Contains Isolators)	Upper	K6634	2	F187
		Lower	K5346	2	F187
Sway Bar Bushing					
1983-1982	24mm Sway Bar Diameter	To Frame	K6280	1	F187
	28mm Sway Bar Diameter	To Frame	K6281	1	F187
Sway Bar Repair Kit					
1983-1982	(Heavy Duty Design)		K6630 ‡	2	F187
	(Includes Polyurethane Bushings And Solid Metal Sleeve For Enhanced Performance. Barrel Nut Allows For Easier Installation.)		K700532 ‡	2	F187
	(Standard Design)		K5252	2	F187

PONTIAC-J2000 (Cont.)

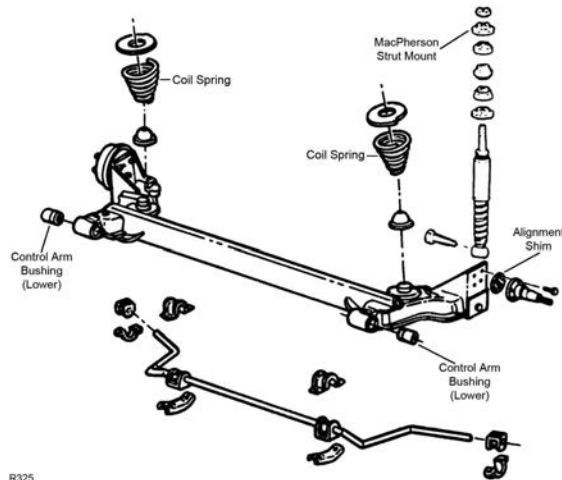
STEERING



S292

Year	Model/Application	Part	P/C Qty	Figure
Tie Rod Adjuster				
1983-1982	(Fluted Design Avoids Corrosion)	ES3088S ‡	2	S292
Tie Rod Adjusting Sleeve				
1983-1982	(OEM Type)	ES3088SP	2	S292
Tie Rod End				
1983-1982	(Powdered Metal Gusher Brg. For Better Lubrication)	Left Outer ES2217R ‡	1	S292
	(Powdered Metal Gusher Brg. For Better Lubrication)	Right Outer ES2216R ‡	1	S292
	(Design Allows Ease Of Installation)	Left Inner ES3371 ‡	1	S292
	(Design Allows Ease Of Installation)	Right Inner ES3372 ‡	1	S292
Tie Rod End Bushing Kit				
1983-1982	(2 Piece Design, Bolts And Washers Not Included, Design Allows Ease Of Installation)	Inner K6531 ‡	1	S292
	(2 Piece Design, Contains Lock Plate, Bolts, And Washers, Design Allows Ease Of Installation)	Inner K6677 ‡	1	S292
	(Standard Design, 1 Piece Design)	Inner EV119	1	S292

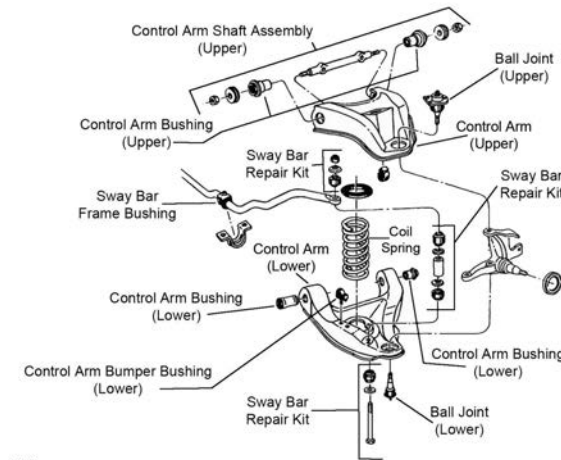
REAR SUSPENSION



R325

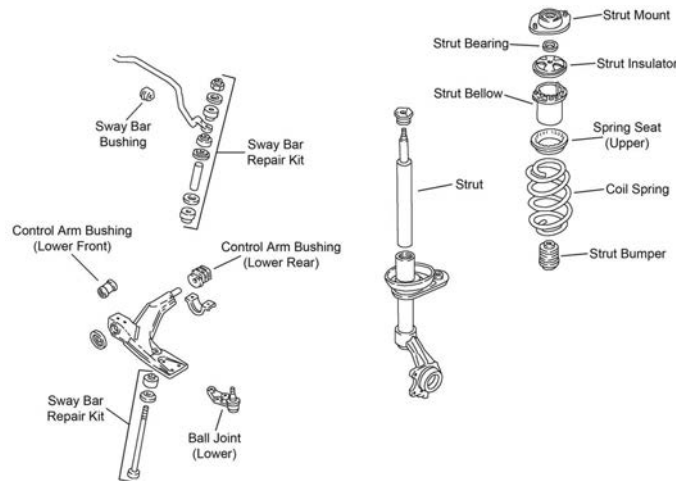
Year	Model/Application	Part	P/C Qty	Figure
Control Arm Bushing				
1983-1982	Except Handling Package, Except Performance Package	Lower K6288	2	R325
Shock Mount				
1983-1982		K6353	2	
Wheel Hub & Bearing Assembly				
1983-1982		513012	2	

FRONT SUSPENSION



F188

F188



F447

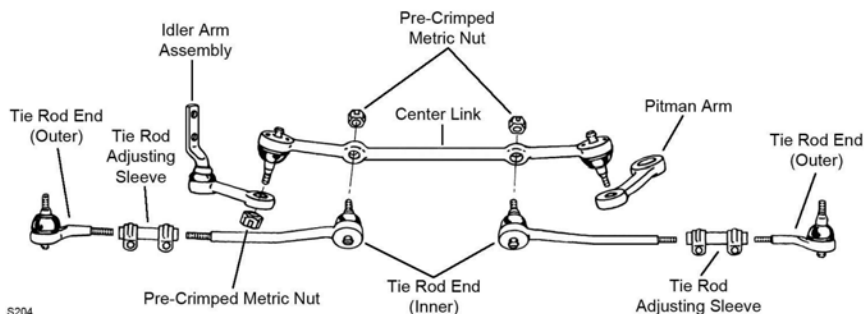
Year	Model/Application	Part	P/C Qty	Figure
Ball Joint				
1990-1988		Lower	K9637	2 F447
1983-1982	Vehicles Built For Canadian Market, (Powdered Metal Gusher Brg. For Better Lubrication)	Upper	K5208 ‡	2 F188
1982-1973	(Powdered Metal Gusher Brg. For Better Lubrication)	Lower	K6145T ‡	2 F188
1981-1973	(Powdered Metal Gusher Brg. For Better Lubrication)	Upper	K5208 ‡	2 F188
1972-1970	(Powdered Metal Gusher Brg. For Better Lubrication)	Upper	K5108 ‡	2 F188
	(Powdered Metal Gusher Brg. For Better Lubrication)	Lower	K5103 ‡	2 F188
Control Arm Bumper Bushing				
1981-1971		Lower	K6606	2 F188
Control Arm Bushing				
1977-1973		Lower Rear	K5262	2 F188
		Lower Front	K3113	2 F188
Control Arm Bushing Set				
1982-1978	(Contains Front And Rear Bushings)	Upper	K6411 ‡	1 F188
	(Contains Front And Rear Bushings, Standard Design)	Upper	K6176	2 F188
	(Contains Front And Rear Bushings)	Lower	K6421 ‡	2 F188
	(Contains Front And Rear Bushings, Standard Design)	Lower	K6177	2 F188
1977-1974		Upper	K6144	2 F188
1977-1973	(Contains Front And Rear Bushings)	Lower	K6109	2 F188
1973	(Contains Front And Rear Bushings)	Upper	K6108	2 F188
1972-1970	(Contains Front And Rear Bushings)	Upper	K5196	2 F188
	(Contains Front And Rear Bushings)	Lower	K5149	2 F188
Control Arm Shaft Assembly				
1982-1978	(Provides Additional Positive(+) Camber Adjustment, Offset Shaft Kit, Design Allows Ease Of Installation)	Upper	K6218 ‡	2 F188

PONTIAC-LeMans (Cont.)

FRONT SUSPENSION (Cont.)

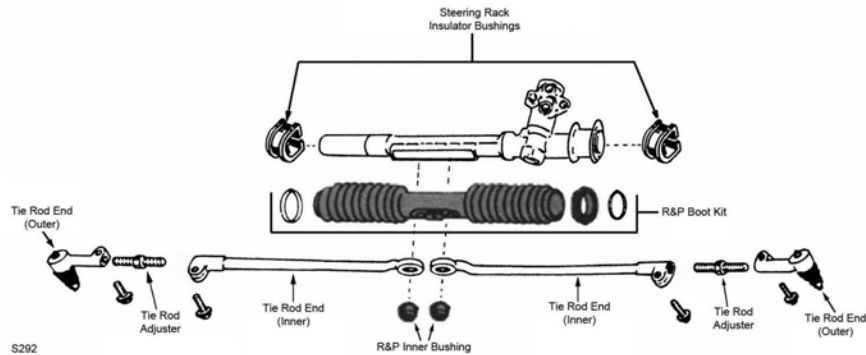
Year	Model/Application	Part	P/C Qty	Figure
Control Arm Shaft Assembly				
1977-1974	(Provides Additional Positive(+) Camber Adjustment, Offset Shaft Kit, Design Allows Ease Of Installation)	Upper	K6146 ‡	2 F188
1973	(Provides Additional Positive(+) Camber Adjustment, Offset Shaft Kit, Design Allows Ease Of Installation)	Upper	K6148 ‡	2 F188
1972-1970	(Provides Additional Positive(+) Camber Adjustment, Offset Shaft Kit, Design Allows Ease Of Installation)	Upper	K5250 ‡	2 F188
Strut Bumper Bellows				
1990-1988	(Replacement Type, Contains Bumper)		K90460	2 F447
Strut Mount				
1990-1988	(Contains Bearing)		K9732	1 F447
Sway Bar Bushing				
1982	1-5/16" Sway Bar Diameter	To Frame	K6457	1 F188
	1-7/16" Sway Bar Diameter	To Frame	K6459	1 F188
1982-1973	1" Sway Bar Diameter, Except Tabs On Mounting Clamps	To Frame	K6451	1 F188
	1-1/16" Sway Bar Diameter, Except Tabs On Mounting Clamps	To Frame	K5288	1 F188
	1-1/8" Sway Bar Diameter, Except Tabs On Mounting Clamps	To Frame	K6453	1 F188
	1-3/16" Sway Bar Diameter, Except Tabs On Mounting Clamps	To Frame	K5248	1 F188
1981-1973	1-1/4" Sway Bar Diameter, Except Tabs On Mounting Clamps, (Split Design For Easier Installation)	To Frame	K6455 ‡	1 F188
1980-1976	1" To 1-9/64" Sway Bar Diameter, Tabs On Mounting Clamps	To Frame	K6161	1 F188
1980-1973	15/16" Sway Bar Diameter, Tabs On Mounting Clamps	To Frame	K5241	1 F188
1975-1973	1-3/16" Sway Bar Diameter, Tabs On Mounting Clamps	To Frame	K5253	1 F188
1972-1970	1" Sway Bar Diameter	To Frame	K5253	1 F188
	15/16" Sway Bar Diameter	To Frame	K5241	1 F188
Sway Bar Repair Kit				
1990-1988	(Standard Design)		K90104	2 F447
	7-1/4" Length, (Includes Polyurethane Bushings And Solid Metal Sleeve For Enhanced Performance. Barrel Nut Allows For Easier Installation.)		K700538 ‡	2 F447
1981-1978	(OEM Type)		K5254	2 F188
	(Optional Performance)		K8988	2 F188
	7-1/4" Length, (Includes Polyurethane Bushings And Solid Metal Sleeve For Enhanced Performance. Barrel Nut Allows For Easier Installation.)		K700538 ‡	2 F188
1977-1973	(Heavy Duty Design)		K6630 ‡	2 F188
	(Includes Polyurethane Bushings And Solid Metal Sleeve For Enhanced Performance. Barrel Nut Allows For Easier Installation.)		K700532 ‡	2 F188
1972-1970	(Standard Design)		K5252	2 F188
	(Heavy Duty Design)		K6629 ‡	2 F188
	(Includes Polyurethane Bushings And Solid Metal Sleeve For Enhanced Performance. Barrel Nut Allows For Easier Installation.)		K700535 ‡	2 F188
	(Standard Design)		K8266	2 F188

STEERING



S204

STEERING (Cont.)

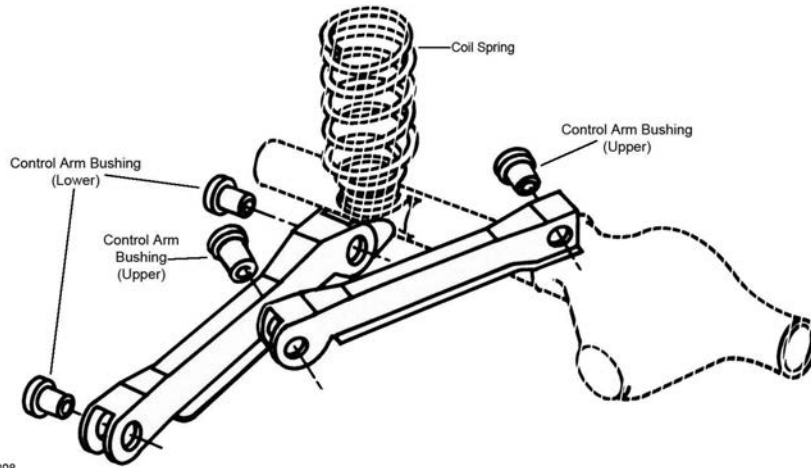


S292

Year	Model/Application	Part	P/C Qty	Figure	
Center Link					
1982	(Powdered Metal Gusher Brg. For Better Lubrication)	DS909 ‡	1	S204	
1981-1978	(Contains New Pre-Crimped Metric Nuts, Powdered Metal Gusher Brg. For Better Lubrication)	DS909 ‡	1	S204	
1977-1973	Power Steering, (Powdered Metal Gusher Brg. For Better Lubrication)	DS808 ‡	1	S204	
1972-1970	(Powdered Metal Gusher Brg. For Better Lubrication)	DS749 ‡	1	S204	
Idler Arm					
1981-1978	(Powdered Metal Gusher Brg. For Better Lubrication)	K6187T ‡	1	S204	
1977-1975	(Powdered Metal Gusher Brg. For Better Lubrication)	K6152 ‡	1	S204	
1974-1973	(Powdered Metal Gusher Brg. For Better Lubrication)	K6149 ‡	1	S204	
1972-1970	(Powdered Metal Gusher Brg. For Better Lubrication)	K5143 ‡	1	S204	
Tie Rod Adjusting Sleeve					
1982-1978		ES2032S	2	S204	
1977-1971		ES2004S	2	S204	
1970		ES2032S	2	S204	
Tie Rod End					
1990-1988		Left Outer Right Outer	ES80613 ES80614	1 1	S292 S292
1983-1982	Vehicles Built For Canadian Market, (Powdered Metal Gusher Brg. For Better Lubrication)	Outer	ES2033RLT ‡	2	S204
1982-1978	(Powdered Metal Gusher Brg. For Better Lubrication)	Inner	ES2034RLT ‡	2	S204
1981-1978	(Powdered Metal Gusher Brg. For Better Lubrication)	Outer	ES2033RLT ‡	2	S204
1977-1973	(Powdered Metal Gusher Brg. For Better Lubrication) (Powdered Metal Gusher Brg. For Better Lubrication)	Outer Inner	ES427R ‡ ES2020RLT ‡	2 2	S204 S204
1972-1971	(Powdered Metal Gusher Brg. For Better Lubrication) (Powdered Metal Gusher Brg. For Better Lubrication)	Outer Inner	ES406R ‡ ES406L ‡	2 2	S204 S204
1970	(Powdered Metal Gusher Brg. For Better Lubrication) (Powdered Metal Gusher Brg. For Better Lubrication)	Outer Inner	ES333RL ‡ ES681N ‡	2 2	S204 S204
Tie Rod End Bushing Kit					
1990-1988	(2 Piece Design, Bolts And Washers Not Included, Design Allows Ease Of Installation)	Inner	K6531 ‡	1	S292
	(2 Piece Design, Contains Lock Plate, Bolts, And Washers, Design Allows Ease Of Installation)	Inner	K6677 ‡	1	S292
	(Standard Design, 1 Piece Design)	Inner	EV119	1	S292

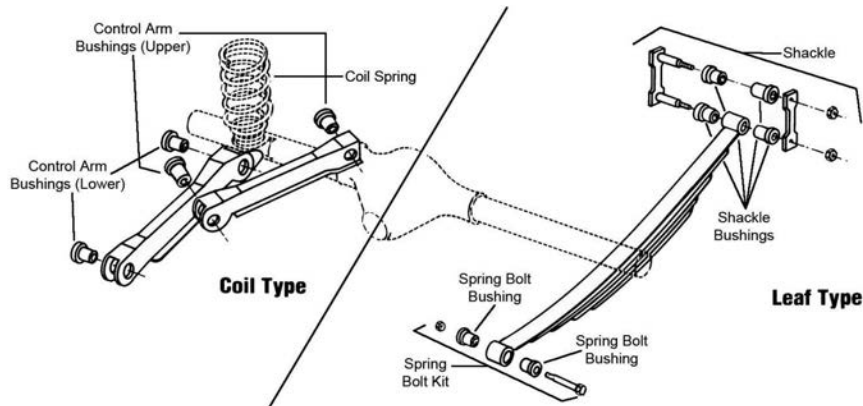
PONTIAC-LeMans (Cont.)

REAR SUSPENSION



R308

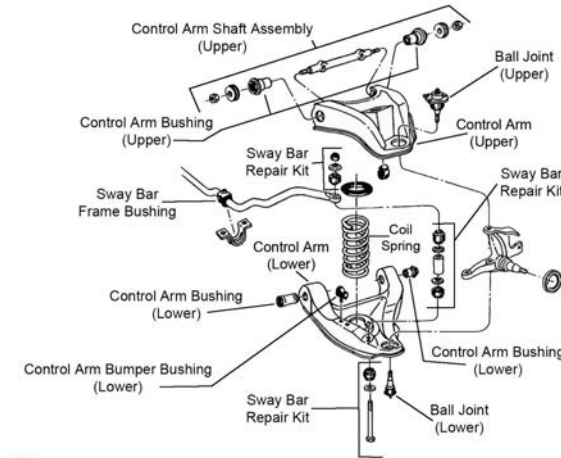
R308



R310

Year	Model/Application	Part	P/C Qty	Figure
Control Arm Bushing				
1982-1978	(Contains Front And Rear Bushings)	Upper	2	R308
	(Contains Front And Rear Bushings)	Lower	2	R308
Control Arm Bushing Set				
1977	(Contains Front And Rear Bushings)	Upper	2	R308
	(Contains Front And Rear Bushings)	Lower	2	R308
1976-1970	(Contains Front And Rear Bushings)	Upper	2	R310
	(Contains Front And Rear Bushings)	Lower	2	R310

FRONT SUSPENSION



F188

F188

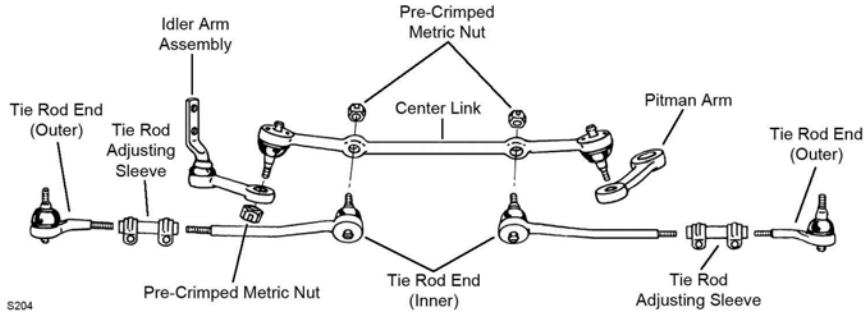
Year	Model/Application	Part	P/C Qty	Figure
Ball Joint				
1986-1983	(Powdered Metal Gusher Brg. For Better Lubrication)	Lower	K6145T ‡	2 F188
1986-1971	(Powdered Metal Gusher Brg. For Better Lubrication)	Upper	K5208 ‡	2 F188
1978-1977	(Powdered Metal Gusher Brg. For Better Lubrication)	Lower	K6145T ‡	2 F188
1976-1971	(Powdered Metal Gusher Brg. For Better Lubrication)	Lower	K6141 ‡	2 F188
Control Arm Bumper Bushing				
1986-1971		Lower	K6606	2 F188
Control Arm Bushing				
1986-1971		Lower Rear	K5262	2 F188
		Lower Front	K3113	2 F188
1970-1968	External Thread Control Arm Shaft, (Contains Front And Rear Bushings)	Upper	K5189	2 F188
1967-1965	Internal Thread Control Arm Shaft, (Contains Front And Rear Bushings)	Upper	K5162	2 F188
1964-1962	(Contains Front And Rear Bushings)	Upper	K5162	2 F188
Control Arm Bushing Set				
1986-1983	(Contains Front And Rear Bushings)	Upper	K6409 ‡	1 F188
	(Contains Front And Rear Bushings, Standard Design)	Upper	K6198	1 F188
	(Contains Front And Rear Bushings)	Lower	K6109	2 F188
1970-1965	(Contains Front And Rear Bushings)	Lower	K5149	2 F188
Control Arm Shaft Assembly				
1986-1980	(Provides Additional Positive(+) Camber Adjustment, Offset Shaft Kit, Design Allows Ease Of Installation)	Upper	K6210 ‡	2 F188
1979-1974	(Provides Additional Positive(+) Camber Adjustment, Offset Shaft Kit, Design Allows Ease Of Installation)	Upper	K6146 ‡	2 F188
1973-1971	(Provides Additional Positive(+) Camber Adjustment, Offset Shaft Kit, Design Allows Ease Of Installation)	Upper	K6148 ‡	2 F188
Control Arm with Ball Joint				
1984-1980	(Contains Bushing, Powdered Metal Gusher Brg. For Better Lubrication)	Left Lower	CK620168 ‡	1 F188
	(R-Series)	Left Lower	RK620168	1 F188
Sway Bar Bushing				
1986-1983	1-1/4" Sway Bar Diameter, (Split Design For Easier Installation)	To Frame	K6455 ‡	1 F188
1986-1979	1" Sway Bar Diameter	To Frame	K6451	1 F188
	1-1/16" Sway Bar Diameter	To Frame	K5288	1 F188
	1-1/8" Sway Bar Diameter	To Frame	K6453	1 F188
	1-3/16" Sway Bar Diameter	To Frame	K5248	1 F188
1978	1" Sway Bar Diameter, Except Tabs On Mounting Clamps	To Frame	K6451	1 F188
	1-1/16" Sway Bar Diameter, Except Tabs On Mounting Clamps	To Frame	K5288	1 F188
	1-1/8" Sway Bar Diameter, Except Tabs On Mounting Clamps	To Frame	K6453	1 F188
	1-3/16" Sway Bar Diameter, Except Tabs On Mounting Clamps	To Frame	K5248	1 F188
1975	1-1/8" Sway Bar Diameter, Except Tabs On Mounting Clamps	To Frame	K6453	1 F188
1974-1973	1-1/8" Sway Bar Diameter	To Frame	K6453	1 F188
Sway Bar Repair Kit				
1986-1983	(Heavy Duty Design)		K6630 ‡	2 F188
	(Includes Polyurethane Bushings And Solid Metal Sleeve For Enhanced Performance. Barrel Nut Allows For Easier Installation.)		K700532 ‡	2 F188
	(Standard Design)		K5252	2 F188

PONTIAC-Parisienne (Cont.)

FRONT SUSPENSION (Cont.)

Year	Model/Application	Part	P/C Qty	Figure
Sway Bar Repair Kit				
1964-1959	(Includes Polyurethane Bushings And Solid Metal Sleeve For Enhanced Performance. Barrel Nut Allows For Easier Installation.) (Standard Design)	K700527 ‡ K446	1 2	F188 F188

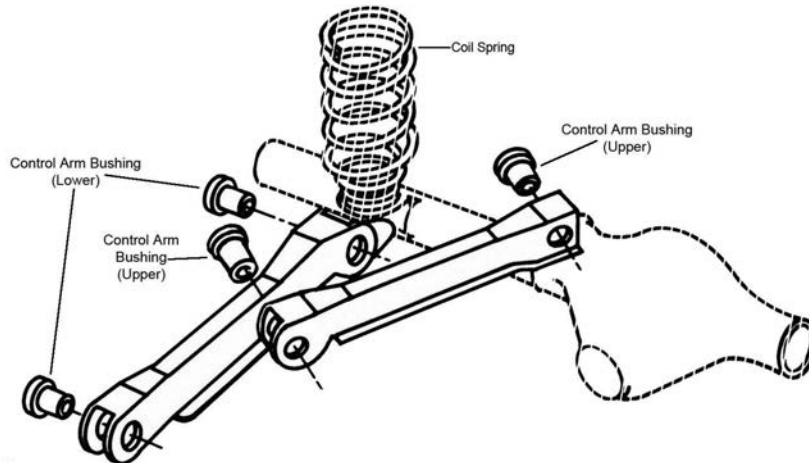
STEERING



S204

Year	Model/Application	Part	P/C Qty	Figure	
Center Link					
1986-1983	(Contains New Pre-Crimped Metric Nuts, Powdered Metal Gusher Brg. For Better Lubrication)	DS1116 ‡	1	S204	
1982	(Contains New Pre-Crimped Metric Nuts, Greaseable Socket Reduces Corrosion/Wear)	DS899 ‡	1	S204	
1981-1977	(Greaseable Socket Reduces Corrosion/Wear)	DS899 ‡	1	S204	
1976-1973	(Powdered Metal Gusher Brg. For Better Lubrication)	DS809 ‡	1	S204	
Idler Arm					
1986-1983	(Powdered Metal Gusher Brg. For Better Lubrication)	K6187T ‡	1	S204	
1976-1975	(Powdered Metal Gusher Brg. For Better Lubrication)	K6153 ‡	1	S204	
1974-1973	(Powdered Metal Gusher Brg. For Better Lubrication)	K6149 ‡	1	S204	
1972-1971	(Powdered Metal Gusher Brg. For Better Lubrication)	K6106 ‡	1	S204	
Tie Rod Adjusting Sleeve					
1986-1959		ES2004S	2	S204	
Tie Rod End					
1986-1977	(Powdered Metal Gusher Brg. For Better Lubrication) (Powdered Metal Gusher Brg. For Better Lubrication)	Outer Inner	ES2019RLT ‡ ES2020RLT ‡	2 2	S204 S204
1976-1971	(Powdered Metal Gusher Brg. For Better Lubrication) (Powdered Metal Gusher Brg. For Better Lubrication)	Outer Inner	ES403R ‡ ES403L ‡	2 2	S204 S204
1970-1969	(Powdered Metal Gusher Brg. For Better Lubrication)	Left Inner	ES717 ‡	1	S204
1963-1961	(Powdered Metal Gusher Brg. For Better Lubrication)	Outer	ES314RL ‡	2	S204

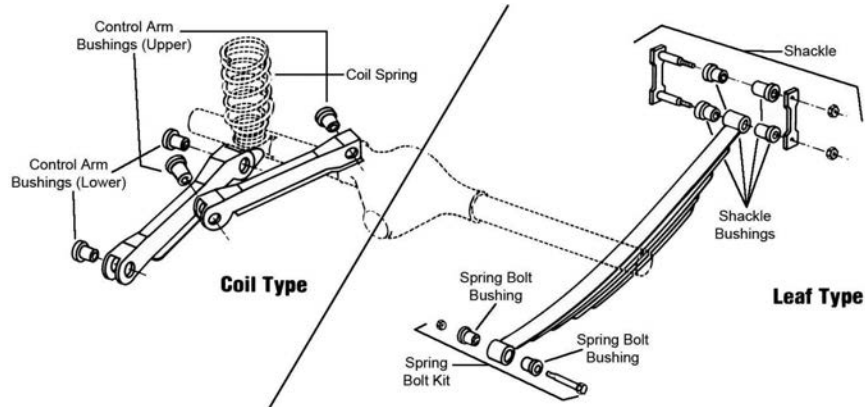
REAR SUSPENSION



R308

R308

REAR SUSPENSION (Cont.)

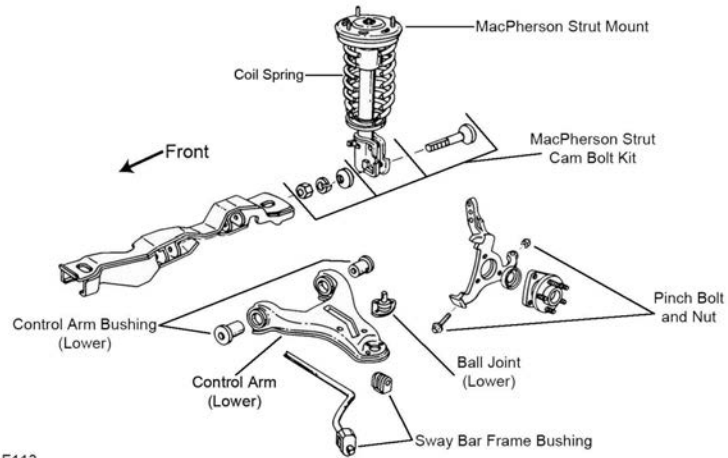


R310

Year	Model/Application	Part	P/C Qty	Figure
Control Arm Bushing				
1986-1983		Upper	K6111	2 R308
Control Arm Bushing Set				
1986-1983	(Contains Front And Rear Bushings)	Lower	K6116	2 R308
Leaf Spring Bushing				
1976-1971		Fixed End	SB298	2 R310
Leaf Spring Shackle Bushing				
1976-1971	4 Dr. Station Wagon		K6559	8 R310

Phoenix-PONTIAC

FRONT SUSPENSION

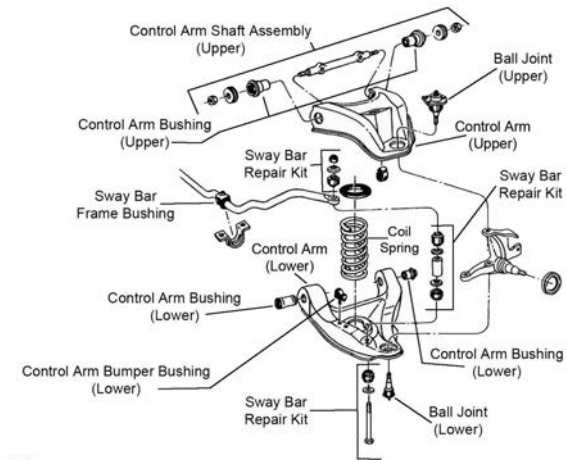


F113

F113

PONTIAC-Phoenix (Cont.)

FRONT SUSPENSION (Cont.)

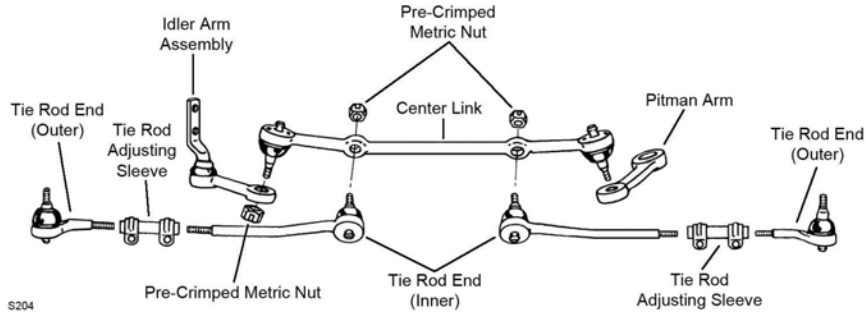


F188

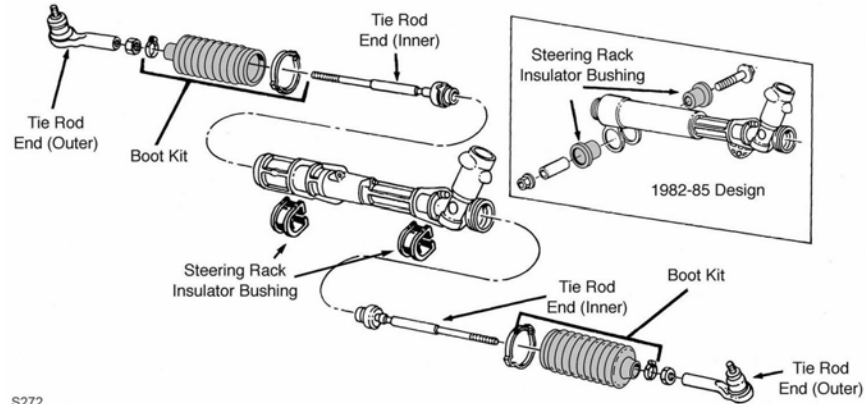
F188

Year	Model/Application	Part	P/C Qty	Figure
Ball Joint				
1984-1980	(Powdered Metal Gusher Brg. For Better Lubrication)	Lower	K5263 ‡	2 F113
1979-1977	(Powdered Metal Gusher Brg. For Better Lubrication)	Upper	K5208 ‡	2 F188
	(Powdered Metal Gusher Brg. For Better Lubrication)	Lower	K6145T ‡	2 F188
Control Arm Bumper Bushing				
1979-1977		Lower	K6606	2 F188
Control Arm Bushing				
1984-1982	(Contains Front And Rear Bushings)	Lower	K6271	2 F113
1981-1980	(Contains Front And Rear Bushings)	Lower	K5265	2 F113
1979-1977		Lower Rear	K5262	2 F188
		Lower Front	K3113	2 F188
Control Arm Bushing Set				
1979-1977		Upper	K6144	2 F188
	(Contains Front And Rear Bushings)	Lower	K6109	2 F188
Control Arm Shaft Assembly				
1979-1977	(Provides Additional Positive(+) Camber Adjustment, Offset Shaft Kit, Design Allows Ease Of Installation)	Upper	K6146 ‡	2 F188
Strut Bumper Bellows				
1984-1980	(Contains Bumper)		K90463	2 F113
Strut Mount				
1984-1982	(Contains Bearing)		K6446	2 F113
Strut Spring Seat				
1984	(Contains Isolators)	Upper	K6636	2 F113
Sway Bar Bushing				
1984-1982	22mm Sway Bar Diameter	To Arm	K6270	1 F113
	26mm Sway Bar Diameter	To Frame	K6267	1 F113
		To Frame	K6269	1 F113
1981-1980	24mm Sway Bar Diameter	To Arm	K6270	1 F113
	24mm Sway Bar Diameter	To Frame	K6265	1 F113
1979-1978	1-3/16" Sway Bar Diameter, Except Tabs On Mounting Clamps	To Frame	K5248	1 F188
	3/4" Sway Bar Diameter, Tabs On Mounting Clamps, (Standard Design)	To Frame	K5227	1 F188
1979-1977	1" Sway Bar Diameter, Except Tabs On Mounting Clamps	To Frame	K6451	1 F188
	1" To 1-9/64" Sway Bar Diameter, Tabs On Mounting Clamps	To Frame	K6161	1 F188
	1-1/16" Sway Bar Diameter, Except Tabs On Mounting Clamps	To Frame	K5288	1 F188
	1-1/4" Sway Bar Diameter, Except Tabs On Mounting Clamps, (Split Design For Easier Installation)	To Frame	K6455 ‡	1 F188
	1-1/8" Sway Bar Diameter, Except Tabs On Mounting Clamps	To Frame	K6453	1 F188
	15/16" Sway Bar Diameter, Tabs On Mounting Clamps	To Frame	K5241	1 F188
Sway Bar Repair Kit				
1979-1977	(Heavy Duty Design)		K6630 ‡	2 F188
	(Includes Polyurethane Bushings And Solid Metal Sleeve For Enhanced Performance. Barrel Nut Allows For Easier Installation.)		K700532 ‡	2 F188
	(Standard Design)		K5252	2 F188
Wheel Hub & Bearing Assembly				
1984-1980			513011-K	2

STEERING



S204

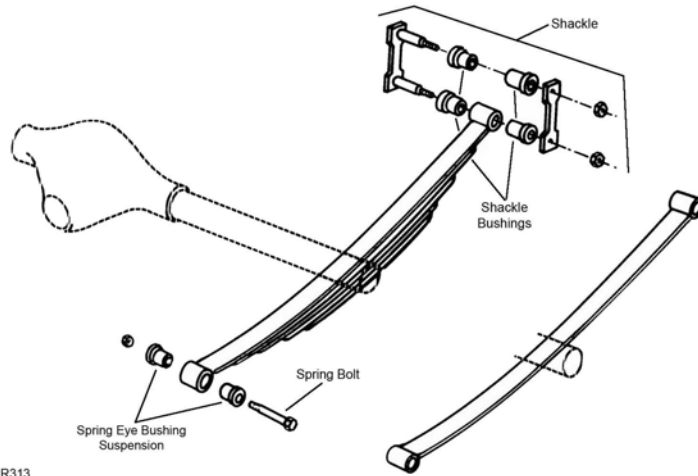


S272

Year	Model/Application	Part	P/C Qty	Figure	
Center Link					
1979-1978	Rally Suspension, (Powdered Metal Gusher Brg. For Better Lubrication)	DS829 ‡	1	S204	
Idler Arm					
1979-1977	(Powdered Metal Gusher Brg. For Better Lubrication)	K6186 ‡	1	S204	
Rack & Pinion Boot Kit					
1984-1982	Power Steering	K6298	2	S272	
Steering Rack Insulator Bushing					
1984-1982		K6225	2	S272	
Tie Rod Adjusting Sleeve					
1979-1977		ES2004S	2	S204	
Tie Rod End					
1984-1980	(Powdered Metal Gusher Brg. For Better Lubrication) (Full Ball Stud Provides 360 Degrees Of Smooth Rotation)	Outer Inner	ES2111RL ‡ EV116 ‡	2 2	S272 S272
1979-1978	Manual Steering, (Powdered Metal Gusher Brg. For Better Lubrication)	Left Inner	ES442L ‡	1	S204
	Manual Steering, (Powdered Metal Gusher Brg. For Better Lubrication)	Right Inner	ES443L ‡	1	S204
	Power Steering, (Powdered Metal Gusher Brg. For Better Lubrication)	Outer	ES427R ‡	2	S204
	Power Steering, Rally Suspension, (Powdered Metal Gusher Brg. For Better Lubrication)	Left Inner	ES442L ‡	1	S204
	Power Steering, Rally Suspension, (Powdered Metal Gusher Brg. For Better Lubrication)	Right Inner	ES443L ‡	1	S204
	Conventional Power Steering, Except Rally Suspension, (Powdered Metal Gusher Brg. For Better Lubrication)	Left Inner	ES2001L ‡	1	S204
	Conventional Power Steering, Except Rally Suspension, (Powdered Metal Gusher Brg. For Better Lubrication)	Right Inner	ES2002L ‡	1	S204
	Conventional Power Steering, Rally Suspension, (Powdered Metal Gusher Brg. For Better Lubrication)	Outer	ES441RL ‡	2	S204
1977	151(2.5L), (Powdered Metal Gusher Brg. For Better Lubrication)	Outer	ES427R ‡	2	S204
	151(2.5L), (Powdered Metal Gusher Brg. For Better Lubrication)	Left Inner	ES2001L ‡	1	
	151(2.5L), (Powdered Metal Gusher Brg. For Better Lubrication)	Right Inner	ES2002L ‡	1	
	231(3.8L), (Powdered Metal Gusher Brg. For Better Lubrication)	Outer	ES441RL ‡	2	
	231(3.8L), (Powdered Metal Gusher Brg. For Better Lubrication)	Left Inner	ES442L ‡	1	
	231(3.8L), (Powdered Metal Gusher Brg. For Better Lubrication)	Right Inner	ES443L ‡	1	
	305(5.0L), (Powdered Metal Gusher Brg. For Better Lubrication)	Outer	ES441RL ‡	2	
	305(5.0L), (Powdered Metal Gusher Brg. For Better Lubrication)	Left Inner	ES442L ‡	1	
	305(5.0L), (Powdered Metal Gusher Brg. For Better Lubrication)	Right Inner	ES443L ‡	1	
	350(5.7L), (Powdered Metal Gusher Brg. For Better Lubrication)	Outer	ES441RL ‡	2	
	350(5.7L), (Powdered Metal Gusher Brg. For Better Lubrication)	Left Inner	ES442L ‡	1	
	350(5.7L), (Powdered Metal Gusher Brg. For Better Lubrication)	Right Inner	ES443L ‡	1	

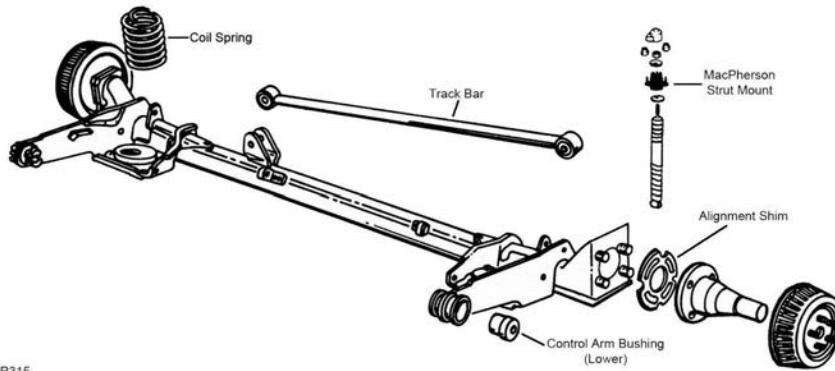
PONTIAC-Phoenix (Cont.)

REAR SUSPENSION



R313

R313

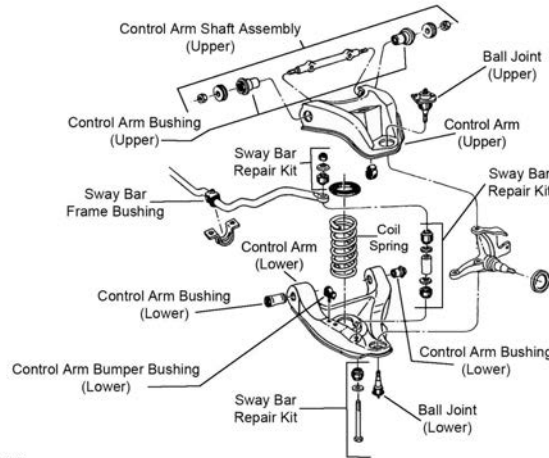


R315

R315

Year	Model/Application	Part	P/C Qty	Figure	
Control Arm Bushing					
1984-1980		Lower	K5274	2	R315
Leaf Spring Bushing					
1979-1977		Fixed End	SB298	2	R313
Leaf Spring Shackle Bushing					
1979-1977			K6560	4	R313
Shock Mount					
1984			K6353	2	
Wheel Hub & Bearing Assembly					
1984-1980			513012	2	

FRONT SUSPENSION

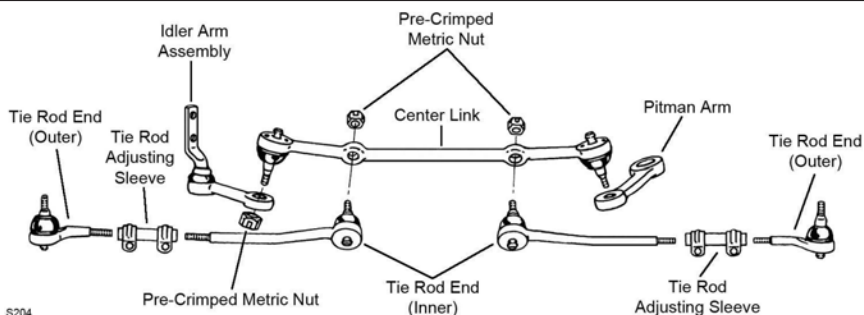


F188

F188

Year	Model/Application	Part	P/C Qty	Figure
Ball Joint				
1989-1987	(Powdered Metal Gusher Brg. For Better Lubrication)	Upper	K5208 ‡	2 F188
	(Powdered Metal Gusher Brg. For Better Lubrication)	Lower	K6145T ‡	2 F188
Control Arm Bumper Bushing				
1989-1987		Lower	K6606	2 F188
Control Arm Bushing				
1989-1987		Lower Rear	K5262	2 F188
		Lower Front	K3113	2 F188
Control Arm Bushing Set				
1989-1987	(Contains Front And Rear Bushings)	Upper	K6409 ‡	1 F188
	(Contains Front And Rear Bushings, Standard Design)	Upper	K6198	1 F188
	(Contains Front And Rear Bushings)	Lower	K6109	2 F188
Control Arm Shaft Assembly				
1989-1987	(Provides Additional Positive(+) Camber Adjustment, Offset Shaft Kit, Design Allows Ease Of Installation)	Upper	K6210 ‡	2 F188
Control Arm with Ball Joint				
1989-1987	(Contains Bushing, Powdered Metal Gusher Brg. For Better Lubrication)	Left Lower	CK620168 ‡	1 F188
	(R-Series)	Left Lower	RK620168	1 F188
	(Contains Bushing, Powdered Metal Gusher Brg. For Better Lubrication)	Right Lower	CK620169 ‡	1 F188
	(R-Series)	Right Lower	RK620169	1 F188
Sway Bar Bushing				
1989-1987	1-1/4" Sway Bar Diameter, (Split Design For Easier Installation)	To Frame	K6455 ‡	1 F188
	1-1/8" Sway Bar Diameter	To Frame	K6453	1 F188
	29mm Sway Bar Diameter, Except Tabs On Mounting Clamps	To Frame	K5248	1 F188
Sway Bar Repair Kit				
1989-1987	(Heavy Duty Design)		K6630 ‡	2 F188
	(Includes Polyurethane Bushings And Solid Metal Sleeve For Enhanced Performance. Barrel Nut Allows For Easier Installation.)		K700532 ‡	2 F188
	(Standard Design)		K5252	2 F188

STEERING



S204

S204

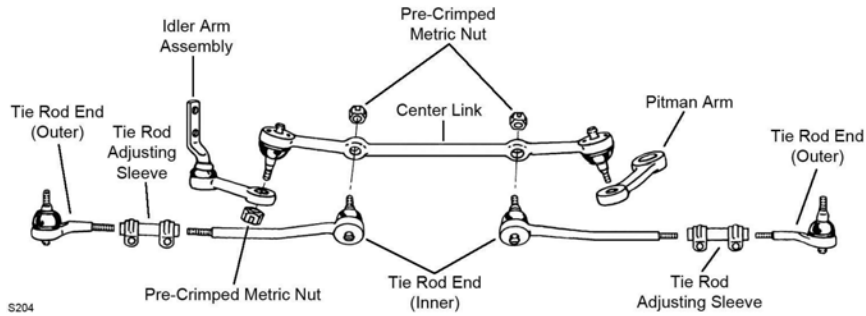
PONTIAC-Safari (Cont.)

STEERING (Cont.)				
Year	Model/Application	Part	P/C Qty	Figure
Center Link				
1989-1987	(Powdered Metal Gusher Brg. For Better Lubrication)	DS1116 ‡	1	S204
Idler Arm				
1989-1987	(Powdered Metal Gusher Brg. For Better Lubrication)	K6187T ‡	1	S204
Tie Rod Adjusting Sleeve				
1989-1987		ES2004S	2	S204
Tie Rod End				
1989-1987	(Powdered Metal Gusher Brg. For Better Lubrication)	Outer ES2019RLT ‡	2	S204
	(Powdered Metal Gusher Brg. For Better Lubrication)	Inner ES2020RLT ‡	2	S204
REAR SUSPENSION				
Year	Model/Application	Part	P/C Qty	Figure
Control Arm Bushing				
1989-1987		Upper K6111	2	
Control Arm Bushing Set				
1989-1987	(Contains Front And Rear Bushings)	Lower K6116	2	

PONTIAC-Star Chief

FRONT SUSPENSION				
F188				
F188				
Year	Model/Application	Part	P/C Qty	Figure
Control Arm Bushing				
1965	External Thread Control Arm Shaft, (Contains Front And Rear Bushings)	Upper K5189	2	F188
	Internal Thread Control Arm Shaft, (Contains Front And Rear Bushings)	Upper K5162	2	F188
1964-1963	(Contains Front And Rear Bushings)	Upper K5162	2	F188
Control Arm Bushing Set				
1965	(Contains Front And Rear Bushings)	Lower K5149	2	F188
Sway Bar Bushing				
1965		To Frame K5242	1	F188
1964-1961	Except Air Suspension	To Frame K5242	1	F188
Sway Bar Repair Kit				
1965	(Includes Polyurethane Bushings And Solid Metal Sleeve For Enhanced Performance. Barrel Nut Allows For Easier Installation.) (Standard Design)	K700533 ‡	2	F188
		K447	2	F188
1964-1960	Except Air Suspension, (Includes Polyurethane Bushings And Solid Metal Sleeve For Enhanced Performance. Barrel Nut Allows For Easier Installation.) Except Air Suspension, (Standard Design)	K700527 ‡	2	F188
		K446	2	
1958	(Includes Polyurethane Bushings And Solid Metal Sleeve For Enhanced Performance. Barrel Nut Allows For Easier Installation.) (Standard Design)	K700533 ‡	2	F188
		K447	2	
1957-1954	(Standard Design) 6-1/2" Length, (Includes Polyurethane Bushings And Solid Metal Sleeve For Enhanced Performance. Barrel Nut Allows For Easier Installation.)	K6217	2	
		K700534 ‡	2	

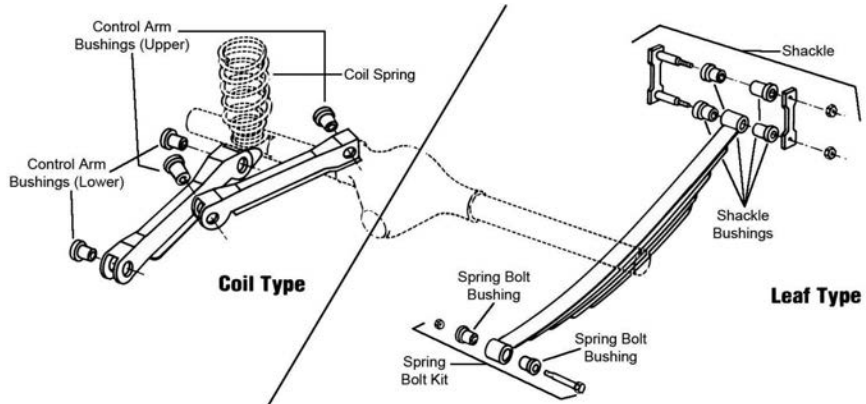
STEERING



S204

Year	Model/Application	Part	P/C Qty	Figure
Tie Rod Adjusting Sleeve				
1965-1960	1 1/16" - 18 Thread, 4.72" Length	ES2004S	1	
1958-1954	1 1/16" - 18 Thread, 4.72" Length	ES2004S	1	
Tie Rod End				
1965-1964	(Powdered Metal Gusher Brg. For Better Lubrication) (Powdered Metal Gusher Brg. For Better Lubrication)	Left Inner Right Inner	ES717 ‡ ES716 ‡	1 1
1963-1961	(Powdered Metal Gusher Brg. For Better Lubrication)	Outer	ES314RL ‡	2
1961	(Powdered Metal Gusher Brg. For Better Lubrication) (Powdered Metal Gusher Brg. For Better Lubrication)	Left Inner Right Inner	ES717 ‡ ES716 ‡	1 1
1958-1954	(Powdered Metal Gusher Brg. For Better Lubrication)	Outer	ES140R ‡	2 S204

REAR SUSPENSION

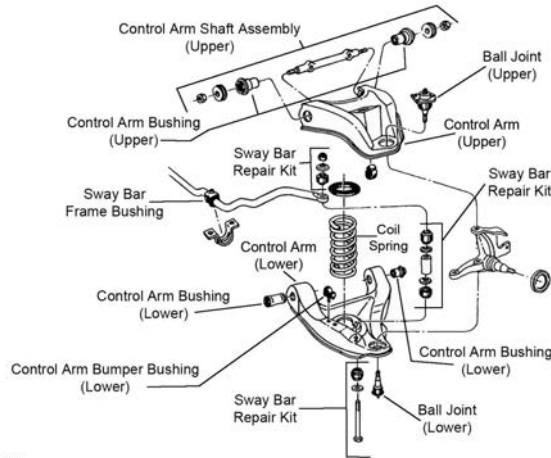


R310

Year	Model/Application	Part	P/C Qty	Figure
Control Arm Bushing Set				
1965	(Contains Front And Rear Bushings) (Contains Front And Rear Bushings)	Upper Lower	K5161 K5161	2 2 R310 R310

PONTIAC-Star Chief Executive

FRONT SUSPENSION



F188

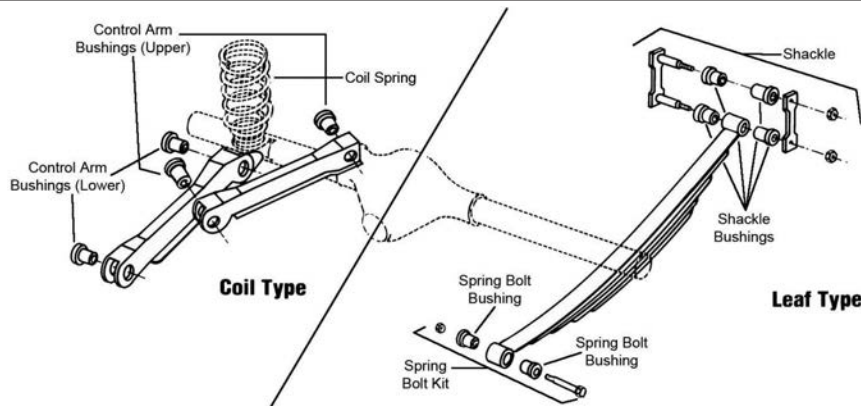
F188

Year	Model/Application	Part	P/C Qty	Figure	
Control Arm Bushing					
1966	External Thread Control Arm Shaft, (Contains Front And Rear Bushings)	Upper	K5189	2	F188
	Internal Thread Control Arm Shaft, (Contains Front And Rear Bushings)	Upper	K5162	2	F188
Control Arm Bushing Set					
1966	(Contains Front And Rear Bushings)	Lower	K5149	2	F188
Sway Bar Bushing					
1966		To Frame	K5242	1	F188
Sway Bar Repair Kit					
1966	(Includes Polyurethane Bushings And Solid Metal Sleeve For Enhanced Performance. Barrel Nut Allows For Easier Installation.) (Standard Design)		K700533 ‡	2	F188
			K447	2	F188

STEERING

Year	Model/Application	Part	P/C Qty	Figure	
Tie Rod Adjusting Sleeve					
1966	1 1/16" - 18 Thread, 4.72" Length	ES2004S	1		
Tie Rod End					
1966	(Powdered Metal Gusher Brg. For Better Lubrication)	Left Inner	ES717 ‡	1	
	(Powdered Metal Gusher Brg. For Better Lubrication)	Right Inner	ES716 ‡	1	

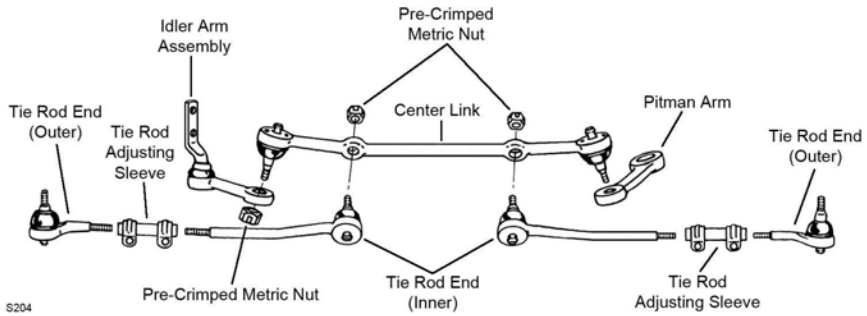
REAR SUSPENSION



R310

Year	Model/Application	Part	P/C Qty	Figure	
Control Arm Bushing Set					
1966	(Contains Front And Rear Bushings)	Upper	K5161	2	R310
	(Contains Front And Rear Bushings)	Lower	K5161	2	R310

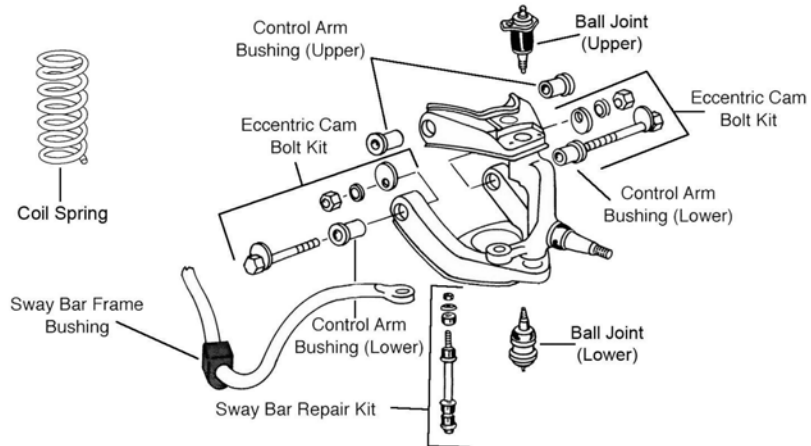
STEERING



S204

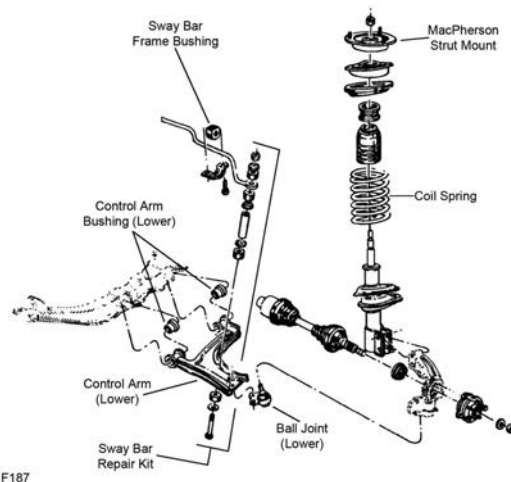
Year	Model/Application	Part	P/C Qty	Figure
Tie Rod Adjusting Sleeve				
1951-1946		ES2004S	2	S204
1942-1941		ES2004S	2	S204
Tie Rod End				
1951-1946	(Powdered Metal Gusher Brg. For Better Lubrication)	Outer	ES140R ‡	2 S204

FRONT SUSPENSION



F117

F117

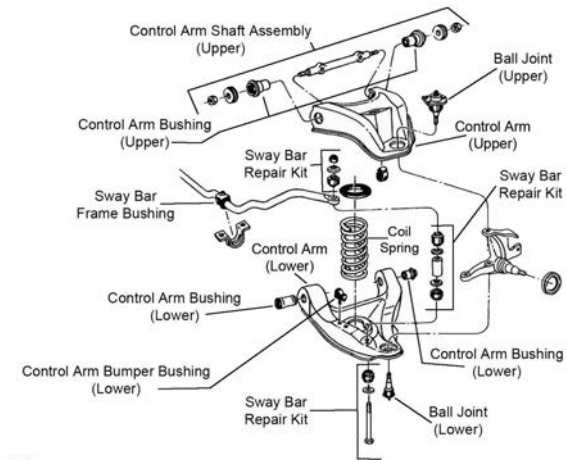


F187

F187

PONTIAC-Sunbird (Cont.)

FRONT SUSPENSION (Cont.)

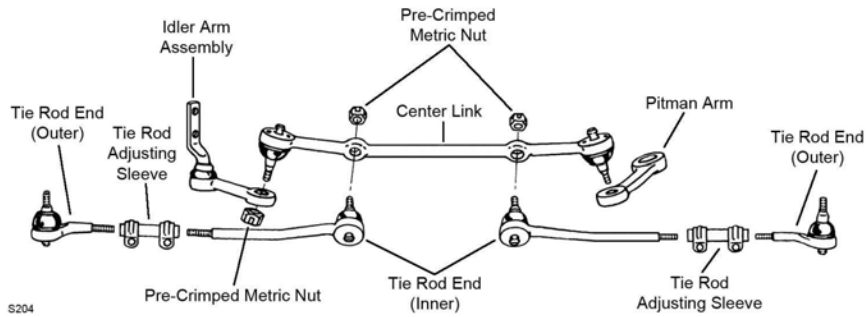


F188

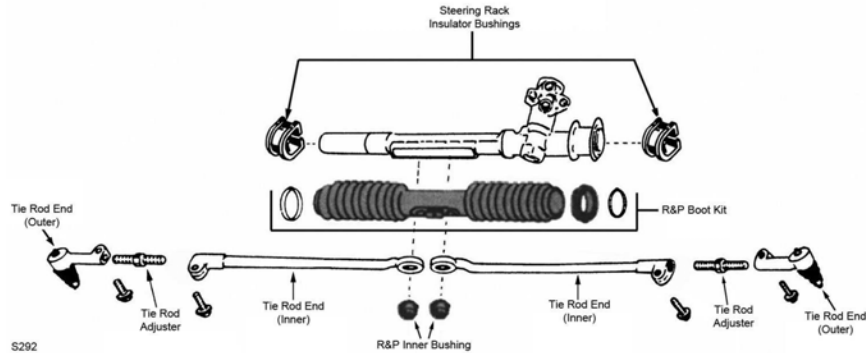
F188

Year	Model/Application	Part	P/C Qty	Figure
Ball Joint				
1990-1986	(Powdered Metal Gusher Brg. For Better Lubrication)	Lower	K5273 ‡	2 F187
1980-1976	(Powdered Metal Gusher Brg. For Better Lubrication)	Lower	K6157 ‡	2 F117
Control Arm Bushing				
1990-1986		Lower Front	K6284	1 F187
Control Arm Bushing Set				
1990-1987	(Contains Front And Rear Bushings)	Lower	K6351	2 F187
Control Arm with Ball Joint				
1990-1987	(Contains Bushings) (R-Series)	Left Lower	CK620662 ‡	1 F187
	(Contains Bushings) (R-Series)	Left Lower	RK620662	1 F187
		Right Lower	CK620663 ‡	1 F187
		Right Lower	RK620663	1 F187
Strut Bumper Bellows				
1990-1986	(Contains Bumper)		K90463	2 F187
Strut Mount				
1990-1986	(Contains Bearing)		K6563	2 F187
Strut Spring Seat				
1990-1986	(Contains Isolators)	Upper	K6634	2 F187
		Lower	K5346	2 F187
Sway Bar Bushing				
1990-1986	22mm Sway Bar Diameter	To Frame	K6397	1 F187
	24mm Sway Bar Diameter	To Frame	K6398	1 F187
	26mm Sway Bar Diameter	To Frame	K6399	1 F187
	28mm Sway Bar Diameter	To Frame	K6400	1 F187
	30mm Sway Bar Diameter	To Frame	K6401	1 F187
1980-1976	1" Sway Bar Diameter	To Frame	K5253	1 F188
	15/16" Sway Bar Diameter	To Frame	K5241	1 F117
Sway Bar Repair Kit				
1990-1986	(Heavy Duty Design) (Includes Polyurethane Bushings And Solid Metal Sleeve For Enhanced Performance. Barrel Nut Allows For Easier Installation.)		K6630 ‡	2 F187
	(Standard Design)		K700532 ‡	2 F187
			K5252	2 F187
1980-1976	(Heavy Duty Design) (Includes Polyurethane Bushings And Solid Metal Sleeve For Enhanced Performance. Barrel Nut Allows For Easier Installation.)		K6630 ‡	2 F117
	(Standard Design)		K700532 ‡	2 F117
			K5252	2 F117
Wheel Hub & Bearing Assembly				
1990-1986			513017-K	2

STEERING



S204

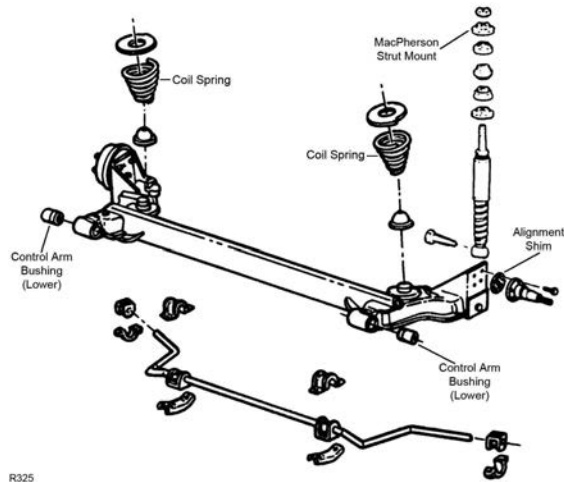


S292

Year	Model/Application	Part	P/C Qty	Figure	
Rack & Pinion Boot Kit					
1990-1987	Center	K6338	1	S292	
Steering Rack Insulator Bushing					
1990-1987	Power Steering, (Contains Left And Right Bushings)	K6337	1	S292	
Tie Rod Adjuster					
1990-1986	(Fluted Design Avoids Corrosion)	ES3088S ‡	2	S292	
Tie Rod Adjusting Sleeve					
1990-1986	(OEM Type)	ES3088SP	2	S292	
1980-1976		ES2032S	2	S204	
Tie Rod End					
1990-1986	(Powdered Metal Gusher Brg. For Better Lubrication) (Powdered Metal Gusher Brg. For Better Lubrication) (Design Allows Ease Of Installation) (Design Allows Ease Of Installation)	Left Outer	ES2217R ‡	1	S292
		Right Outer	ES2216R ‡	1	S292
		Left Inner	ES3371 ‡	1	S292
		Right Inner	ES3372 ‡	1	S292
1980-1976	(Powdered Metal Gusher Brg. For Better Lubrication) (Powdered Metal Gusher Brg. For Better Lubrication)	Outer	ES425RL ‡	2	S204
		Inner	ES681N ‡	2	S204
Tie Rod End Bushing Kit					
1990-1986	(2 Piece Design, Bolts And Washers Not Included, Design Allows Ease Of Installation) (2 Piece Design, Contains Lock Plate, Bolts, And Washers, Design Allows Ease Of Installation) (Standard Design, 1 Piece Design)	Inner	K6531 ‡	1	S292
		Inner	K6677 ‡	1	S292
		Inner	EV119	1	S292

PONTIAC-Sunbird (Cont.)

REAR SUSPENSION



R325

Year	Model/Application	Part	P/C Qty	Figure	
Control Arm Bushing					
1990-1986	Except Handling Package, Except Performance Package	Lower	K6288	2	R325
Leaf Spring Bushing					
1977-1976		Upper Rear	SB298	2	
Shock Mount					
1990-1986			K6353	2	R325
Wheel Hub & Bearing Assembly					
1990-1986			513012	2	

PONTIAC-Sunburst

FRONT SUSPENSION

Year	Model/Application	Part	P/C Qty	Figure	
Ball Joint					
1988-1985	(Powdered Metal Gusher Brg. For Better Lubrication)	Lower	K9389 ‡	2	
Strut Mount					
1988-1985	Vehicles Built For Canadian Market, (Contains Bearing)		K9648	2	

STEERING

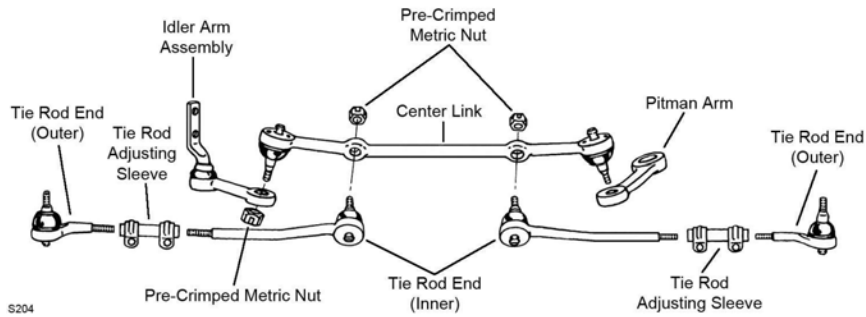
Year	Model/Application	Part	P/C Qty	Figure	
Tie Rod End					
1988-1985	Rack & Pinion Power, (Full Ball Stud Provides 360 Degrees Of Smooth Rotation)	Outer Inner	ES2926RL EV203 ‡	2 2	

PONTIAC-Super Chief

FRONT SUSPENSION

Year	Model/Application	Part	P/C Qty	Figure	
Sway Bar Repair Kit					
1958	(Standard Design)		K447	2	
1957	(Standard Design) 6-1/2" Length, (Includes Polyurethane Bushings And Solid Metal Sleeve For Enhanced Performance. Barrel Nut Allows For Easier Installation.)		K6217 K700534 ‡	2 2	

STEERING

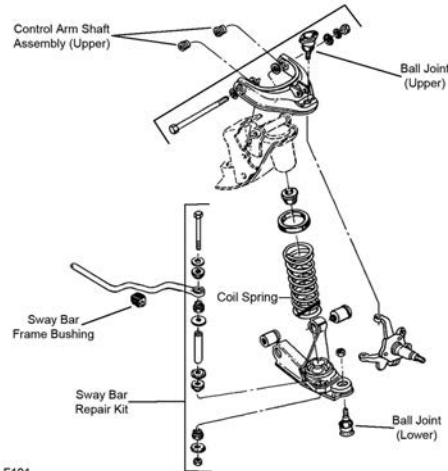


S204

Year	Model/Application	Part	P/C Qty	Figure
Tie Rod Adjusting Sleeve				
1958-1957	11/16" - 18 Thread, 4.72" Length	ES2004S	1	
Tie Rod End				
1958-1957	(Powdered Metal Gusher Brg. For Better Lubrication)	Outer ES140R ‡	2	S204

T1000-PONTIAC

FRONT SUSPENSION

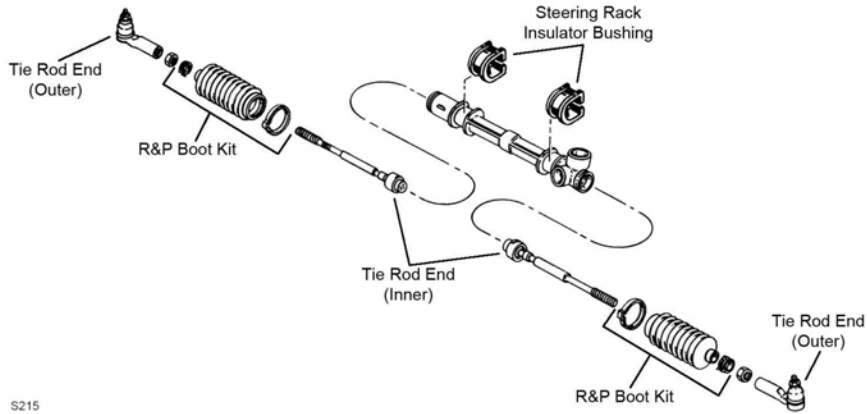


F191

Year	Model/Application	Part	P/C Qty	Figure
Ball Joint				
1987-1981	(Powdered Metal Gusher Brg. For Better Lubrication) Plus or Minus 1 Degree, (Replaces OEM Offset To Provide 1 Degree +/- Camber/Caster)	Lower K6273 ‡ Upper K5292 ‡	2 2	F191 F191
Control Arm Bumper Bushing				
1987-1981		Lower K201080	2	F191
Control Arm Bushing Set				
1987-1981	(Contains Front And Rear Bushings) (Contains Front And Rear Bushings)	Upper K6170 Lower K6163	2 2	F191 F191
Sway Bar Bushing				
1987-1981	15/16" Bar Diameter Or Larger 7/8" Bar Diameter Or Smaller	To Frame K3110 To Frame K5242	1 1	F191 F191
Sway Bar Repair Kit				
1987-1981	(Standard Design) 6-1/2" Length, (Includes Polyurethane Bushings And Solid Metal Sleeve For Enhanced Performance. Barrel Nut Allows For Easier Installation.)	K6217 K700534 ‡	2 2	F191 F191

PONTIAC-T1000 (Cont.)

STEERING



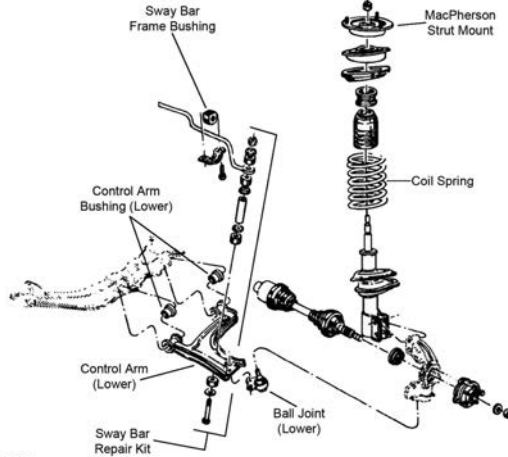
S215

S215

Year	Model/Application	Part	P/C Qty	Figure
Tie Rod End				
1987-1981	(Includes Sunoloy-Coated Metal Bearing To Combine Durability With Smooth Stud Swing) (Full Ball Stud Provides 360 Degrees Of Smooth Rotation)	Outer	ES2048RL ‡	2 S215
		Inner	EV121 ‡	2 S215

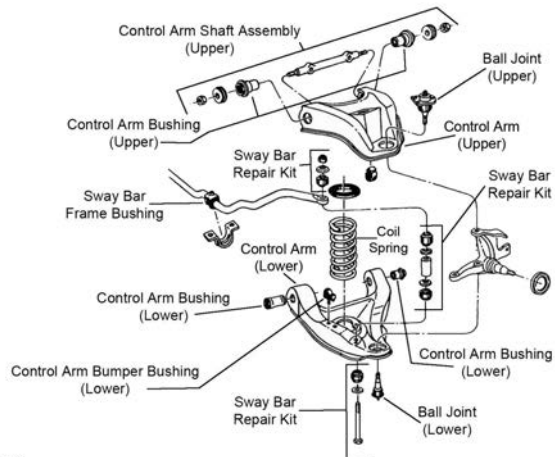
PONTIAC-Tempest

FRONT SUSPENSION



F187

F187



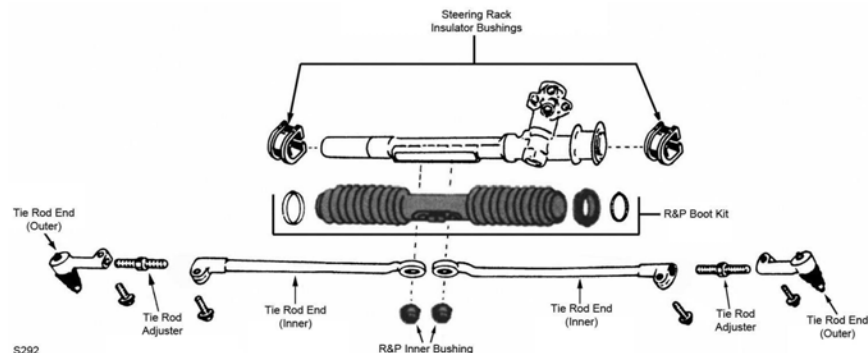
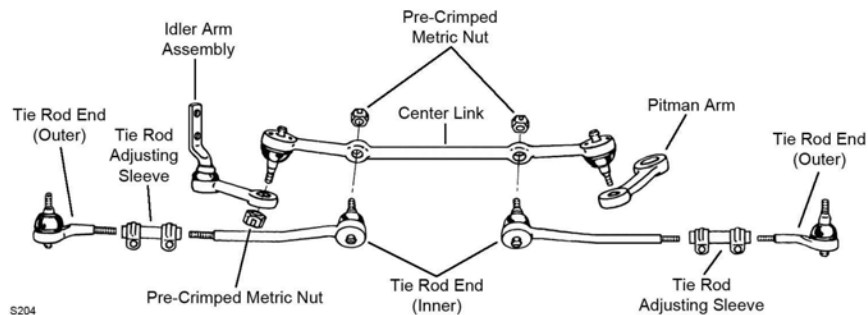
F188

F188

FRONT SUSPENSION (Cont.)

Year	Model/Application	Part	P/C Qty	Figure
Ball Joint				
1990-1987	(Powdered Metal Gusher Brg. For Better Lubrication)	Lower	K5273 ‡	2 F187
1971-1964	(Powdered Metal Gusher Brg. For Better Lubrication)	Upper	K5108 ‡	2 F188
	(Powdered Metal Gusher Brg. For Better Lubrication)	Lower	K5103 ‡	2 F188
Control Arm Bushing				
1990-1987		Lower Front	K6284	1 F187
1968-1967	(Round Bushing, Contains Front And Rear Bushings)	Lower	K5144	2 F188
1966-1964	(Round Bushing, Contains Front And Rear Bushings)	Lower Rear	K5144	2 F188
Control Arm Bushing Set				
1990-1987	(Contains Front And Rear Bushings)	Lower	K6351	2 F187
1971-1964	(Contains Front And Rear Bushings)	Upper	K5196	2 F188
	(Contains Front And Rear Bushings)	Lower	K5149	2 F188
Control Arm Shaft Assembly				
1971-1964	(Provides Additional Positive(+) Camber Adjustment, Offset Shaft Kit, Design Allows Ease Of Installation)	Upper	K5250 ‡	2 F188
Strut Bumper Bellows				
1990-1987	(Contains Bumper)		K90463	2 F187
Strut Spring Seat				
1990-1987		Lower	K5346	2 F187
Sway Bar Bushing				
1970-1964	1" Sway Bar Diameter	To Frame	K5253	1 F188
	15/16" Sway Bar Diameter	To Frame	K5241	1 F188
Sway Bar Repair Kit				
1990-1987	(Heavy Duty Design) (Includes Polyurethane Bushings And Solid Metal Sleeve For Enhanced Performance. Barrel Nut Allows For Easier Installation.) (Standard Design)		K6630 ‡ K700532 ‡	2 F187 2 F187
			K5252	2 F187
1970-1964	(Heavy Duty Design) (Includes Polyurethane Bushings And Solid Metal Sleeve For Enhanced Performance. Barrel Nut Allows For Easier Installation.) (Standard Design)		K6629 ‡ K700535 ‡	2 F188 2 F188
			K8266	2 F188
Wheel Hub & Bearing Assembly				
1990-1987			513017-K	2

STEERING



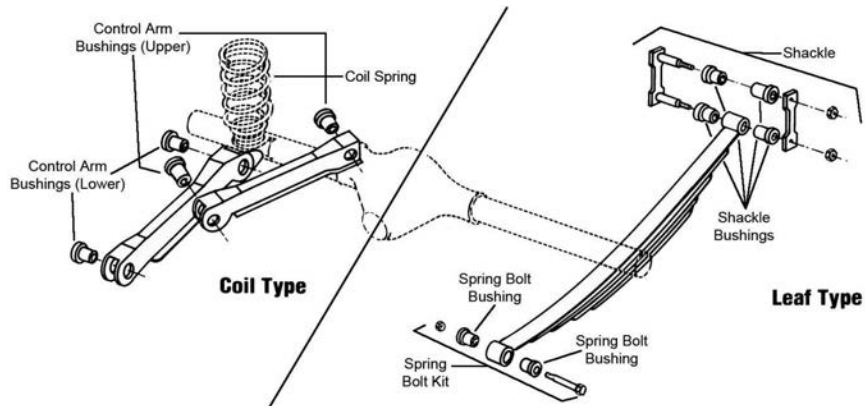
S292

PONTIAC-Tempest (Cont.)

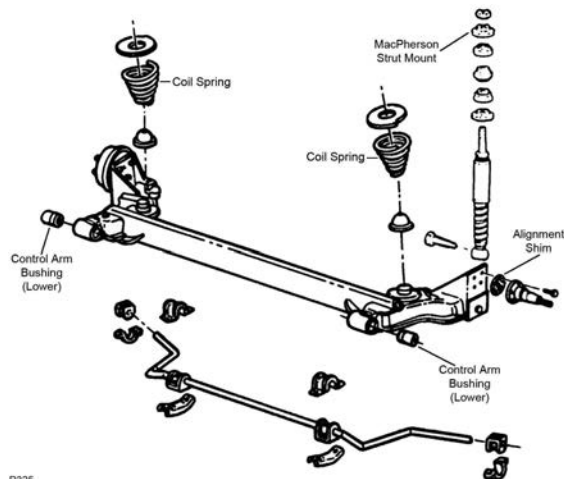
STEERING (Cont.)

Year	Model/Application	Part	P/C Qty	Figure
Center Link				
1971-1968	(Powdered Metal Gusher Brg. For Better Lubrication)	DS749 ‡	1	S204
Idler Arm				
1971-1964	(Powdered Metal Gusher Brg. For Better Lubrication)	K5143 ‡	1	S204
Rack & Pinion Boot Kit				
1990-1987		Center K6338	1	S292
Steering Rack Insulator Bushing				
1990-1987	(Contains Left And Right Bushings)	K6337	1	S292
Tie Rod Adjuster				
1990-1987	(Fluted Design Avoids Corrosion)	ES3088S ‡	2	S292
Tie Rod Adjusting Sleeve				
1990-1987	(OEM Type)	ES3088SP	2	S292
1970-1964		ES2032S	2	S204
1963		ES2004S	2	S204
Tie Rod End				
1990-1987	(Powdered Metal Gusher Brg. For Better Lubrication)	Left Outer ES2217R ‡	1	S292
	(Powdered Metal Gusher Brg. For Better Lubrication)	Right Outer ES2216R ‡	1	S292
1970-1964	(Powdered Metal Gusher Brg. For Better Lubrication)	Outer ES333RL ‡	2	S204
	(Powdered Metal Gusher Brg. For Better Lubrication)	Inner ES681N ‡	2	S204
Tie Rod End Bushing Kit				
1990-1987	(2 Piece Design, Bolts And Washers Not Included, Design Allows Ease Of Installation)	Inner K6531 ‡	1	S292
	(2 Piece Design, Contains Lock Plate, Bolts, And Washers, Design Allows Ease Of Installation)	Inner K6677 ‡	1	S292
	(Standard Design, 1 Piece Design)	Inner EV119	1	S292

REAR SUSPENSION



R310



R325

(Cont.) Tempest-PONTIAC

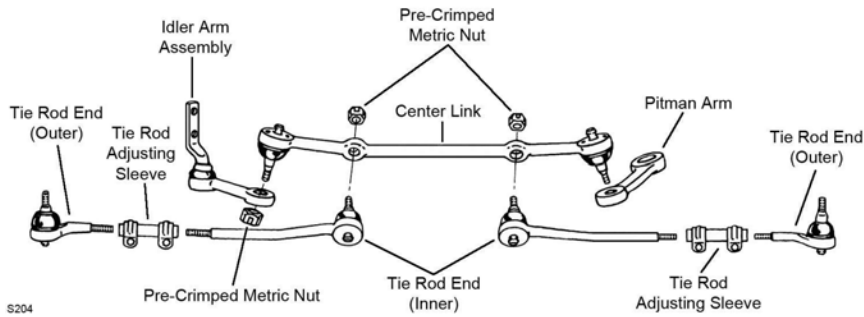
REAR SUSPENSION (Cont.)				
Year	Model/Application	Part	P/C Qty	Figure
Control Arm Bushing				
1990-1987		Lower K6288	2	R325
Control Arm Bushing Set				
1970-1964	(Contains Front And Rear Bushings)	Lower K5161	2	R310
1969-1964	(Contains Front And Rear Bushings)	Upper K5161	2	R310
Shock Mount				
1990-1987		K6353	2	R325
Wheel Hub & Bearing Assembly				
1990-1987		513012	2	

Tempest LeMans-PONTIAC

FRONT SUSPENSION				
F188				
F188				
Year	Model/Application	Part	P/C Qty	Figure
Ball Joint				
1966-1964	(Powdered Metal Gusher Brg. For Better Lubrication)	Upper K5108 ‡	2	F188
	(Powdered Metal Gusher Brg. For Better Lubrication)	Lower K5103 ‡	2	F188
Control Arm Bushing				
1966-1964	(Round Bushing, Contains Front And Rear Bushings)	Lower Rear K5144	2	F188
Control Arm Bushing Set				
1966-1964	(Contains Front And Rear Bushings)	Upper K5196	2	F188
	(Contains Front And Rear Bushings)	Lower K5149	2	F188
Control Arm Shaft Assembly				
1966-1964	(Provides Additional Positive(+) Camber Adjustment, Offset Shaft Kit, Design Allows Ease Of Installation)	Upper K5250 ‡	2	F188
Sway Bar Bushing				
1966-1964	1" Sway Bar Diameter	To Frame K5253	1	F188
	15/16" Sway Bar Diameter	To Frame K5241	1	F188
Sway Bar Repair Kit				
1966-1964	(Heavy Duty Design)	K6629 ‡	2	F188
	(Includes Polyurethane Bushings And Solid Metal Sleeve For Enhanced Performance. Barrel Nut Allows For Easier Installation.)	K700535 ‡	2	F188
	(Standard Design)	K8266	2	F188

PONTIAC-Tempest LeMans (Cont.)

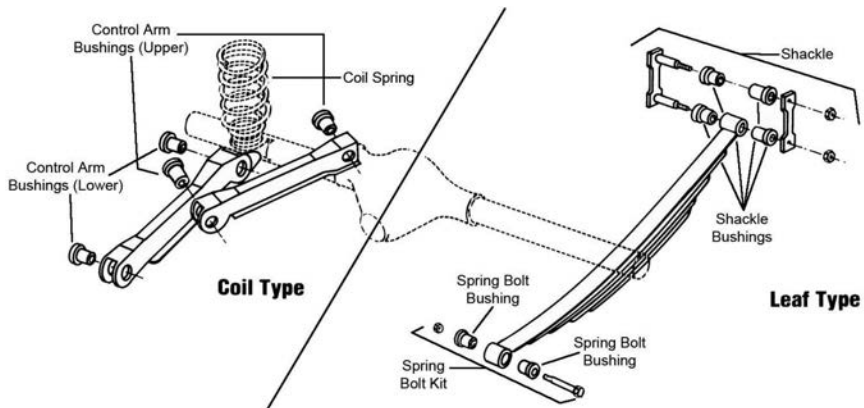
STEERING



S204

Year	Model/Application	Part	P/C Qty	Figure
Idler Arm				
1966-1964	(Powdered Metal Gusher Brg. For Better Lubrication)	K5143 ‡	1	S204
Tie Rod Adjusting Sleeve				
1966-1964		ES2032S	2	S204
Tie Rod End				
1966-1964	(Powdered Metal Gusher Brg. For Better Lubrication)	Outer ES333RL ‡	2	S204
	(Powdered Metal Gusher Brg. For Better Lubrication)	Inner ES681N ‡	2	S204

REAR SUSPENSION

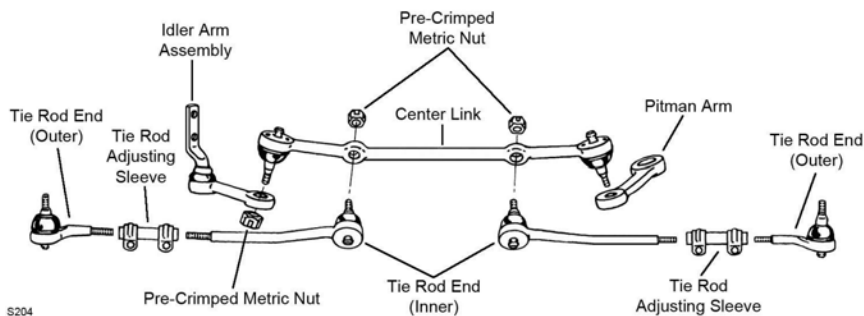


R310

Year	Model/Application	Part	P/C Qty	Figure
Control Arm Bushing Set				
1966-1964	(Contains Front And Rear Bushings)	Upper K5161	2	R310
	(Contains Front And Rear Bushings)	Lower K5161	2	R310

PONTIAC-Torpedo

STEERING



S204

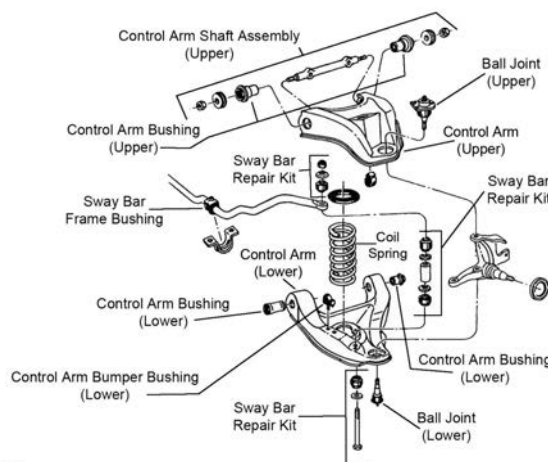
Year	Model/Application	Part	P/C Qty	Figure
Tie Rod Adjusting Sleeve				
1948-1946		ES2004S	2	S204
1942-1941		ES2004S	2	S204

STEERING (Cont.)

Year	Model/Application	Part	P/C Qty	Figure
Tie Rod End				
1948-1946	(Powdered Metal Gusher Brg. For Better Lubrication)	Outer	ES140R ‡	2 S204

Ventura-PONTIAC

FRONT SUSPENSION



F188

F188

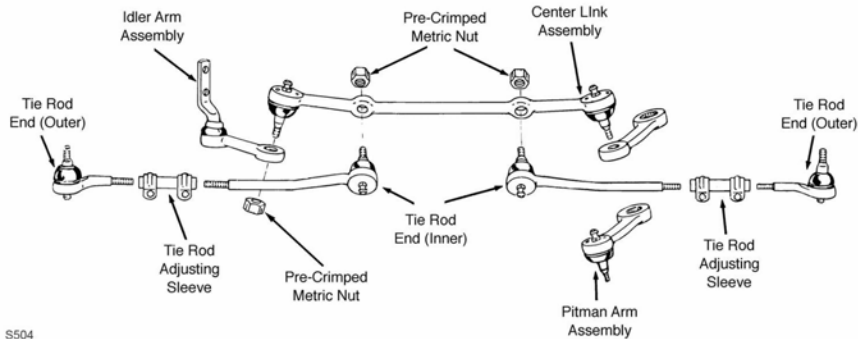
Year	Model/Application	Part	P/C Qty	Figure
Ball Joint				
1977-1975	(Powdered Metal Gusher Brg. For Better Lubrication)	Upper	K5208 ‡	2 F188
	(Powdered Metal Gusher Brg. For Better Lubrication)	Lower	K6145T ‡	2 F188
1974-1973	(Powdered Metal Gusher Brg. For Better Lubrication)	Upper	K5108 ‡	2 F188
	(Powdered Metal Gusher Brg. For Better Lubrication)	Lower	K5103 ‡	2 F188
Control Arm Bumper Bushing				
1977-1973		Lower	K6606	2 F188
Control Arm Bushing				
1977-1975		Lower Rear	K5262	2 F188
		Lower Front	K3113	2 F188
Control Arm Bushing Set				
1977-1975	(Contains Front And Rear Bushings)	Upper	K6144	2 F188
		Lower	K6109	2 F188
1974-1973	(Contains Front And Rear Bushings)	Upper	K5196	2 F188
	(Contains Front And Rear Bushings)	Lower	K6076	2 F188
Control Arm Shaft Assembly				
1977-1975	(Provides Additional Positive(+) Camber Adjustment, Offset Shaft Kit, Design Allows Ease Of Installation)	Upper	K6146 ‡	2 F188
1974-1973	(Provides Additional Positive(+) Camber Adjustment, Offset Shaft Kit, Design Allows Ease Of Installation)	Upper	K5250 ‡	2 F188
Sway Bar Bushing				
1977-1975	1" Sway Bar Diameter, Except Tabs On Mounting Clamps	To Frame	K6451	1 F188
	1" To 1-9/64" Sway Bar Diameter, Tabs On Mounting Clamps	To Frame	K6161	1 F188
	1-1/16" Sway Bar Diameter, Except Tabs On Mounting Clamps	To Frame	K5288	1 F188
	1-1/4" Sway Bar Diameter, Except Tabs On Mounting Clamps, (Split Design For Easier Installation)	To Frame	K6455 ‡	1 F188
	1-1/8" Sway Bar Diameter, Except Tabs On Mounting Clamps	To Frame	K6453	1 F188
	1-3/16" Sway Bar Diameter, Except Tabs On Mounting Clamps	To Frame	K5248	1 F188
	15/16" Sway Bar Diameter, Tabs On Mounting Clamps	To Frame	K5241	1 F188
	3/4" Sway Bar Diameter, Tabs On Mounting Clamps, (Standard Design)	To Frame	K5227	1 F188
1974-1973	1" Sway Bar Diameter	To Frame	K5253	1 F188
	15/16" Sway Bar Diameter	To Frame	K5241	1 F188
1961	Except Air Suspension	To Frame	K5242	1 F188
Sway Bar Repair Kit				
1977-1973	(Heavy Duty Design)		K6630 ‡	2 F188
	(Includes Polyurethane Bushings And Solid Metal Sleeve For Enhanced Performance. Barrel Nut Allows For Easier Installation.)		K700532 ‡	2 F188
	(Standard Design)		K5252	2 F188

PONTIAC-Ventura (Cont.)

FRONT SUSPENSION (Cont.)

Year	Model/Application	Part	P/C Qty	Figure
Sway Bar Repair Kit				
1961-1960	Except Air Suspension, (Includes Polyurethane Bushings And Solid Metal Sleeve For Enhanced Performance. Barrel Nut Allows For Easier Installation.)	K700527 ‡	2	F188
	Except Air Suspension, (Standard Design)	K446	2	

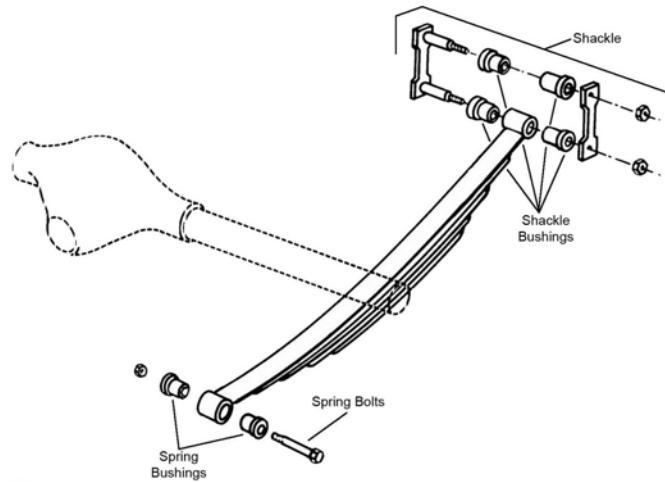
STEERING



S504

Year	Model/Application	Part	P/C Qty	Figure	
Center Link					
1977-1975	Power Steering, (Contains New Pre-Crimped Metric Nuts, Powdered Metal Gusher Brg. For Better Lubrication)	DS829 ‡	1	S504	
Idler Arm					
1977	231(3.8L), (Powdered Metal Gusher Brg. For Better Lubrication)	K6153 ‡	1	S504	
1977-1975	(Powdered Metal Gusher Brg. For Better Lubrication)	K6186 ‡	1	S504	
Tie Rod Adjusting Sleeve					
1977-1973		ES2004S	2	S504	
1961-1960	1 1/16" - 18 Thread, 4.72" Length	ES2004S	1		
Tie Rod End					
1977	151(2.5L), (Powdered Metal Gusher Brg. For Better Lubrication)	Outer	ES427R ‡	2	S504
	151(2.5L), (Powdered Metal Gusher Brg. For Better Lubrication)	Left Inner	ES2001L ‡	1	S504
	151(2.5L), (Powdered Metal Gusher Brg. For Better Lubrication)	Right Inner	ES2002L ‡	1	S504
	231(3.8L), (Powdered Metal Gusher Brg. For Better Lubrication)	Outer	ES441RL ‡	2	S504
	231(3.8L), (Powdered Metal Gusher Brg. For Better Lubrication)	Left Inner	ES442L ‡	1	S504
	231(3.8L), (Powdered Metal Gusher Brg. For Better Lubrication)	Right Inner	ES443L ‡	1	S504
	301(4.9L), (Powdered Metal Gusher Brg. For Better Lubrication)	Outer	ES441RL ‡	2	S504
	301(4.9L), (Powdered Metal Gusher Brg. For Better Lubrication)	Left Inner	ES442L ‡	1	S504
	301(4.9L), (Powdered Metal Gusher Brg. For Better Lubrication)	Right Inner	ES443L ‡	1	S504
	305(5.0L), (Powdered Metal Gusher Brg. For Better Lubrication)	Outer	ES441RL ‡	2	S504
	305(5.0L), (Powdered Metal Gusher Brg. For Better Lubrication)	Left Inner	ES442L ‡	1	S504
	305(5.0L), (Powdered Metal Gusher Brg. For Better Lubrication)	Right Inner	ES443L ‡	1	S504
	350(5.7L), (Powdered Metal Gusher Brg. For Better Lubrication)	Outer	ES441RL ‡	2	S504
	350(5.7L), (Powdered Metal Gusher Brg. For Better Lubrication)	Left Inner	ES442L ‡	1	S504
	350(5.7L), (Powdered Metal Gusher Brg. For Better Lubrication)	Right Inner	ES443L ‡	1	S504
1976-1975	(Powdered Metal Gusher Brg. For Better Lubrication)	Outer	ES441RL ‡	2	S504
	(Powdered Metal Gusher Brg. For Better Lubrication)	Left Inner	ES442L ‡	1	S504
	(Powdered Metal Gusher Brg. For Better Lubrication)	Right Inner	ES443L ‡	1	S504
1974-1973	(Powdered Metal Gusher Brg. For Better Lubrication)	Left Inner	ES717 ‡	1	S504
	(Powdered Metal Gusher Brg. For Better Lubrication)	Right Inner	ES716 ‡	1	S504
1961	(Powdered Metal Gusher Brg. For Better Lubrication)	Outer	ES314RL ‡	2	
	(Powdered Metal Gusher Brg. For Better Lubrication)	Left Inner	ES717 ‡	1	
	(Powdered Metal Gusher Brg. For Better Lubrication)	Right Inner	ES716 ‡	1	

REAR SUSPENSION

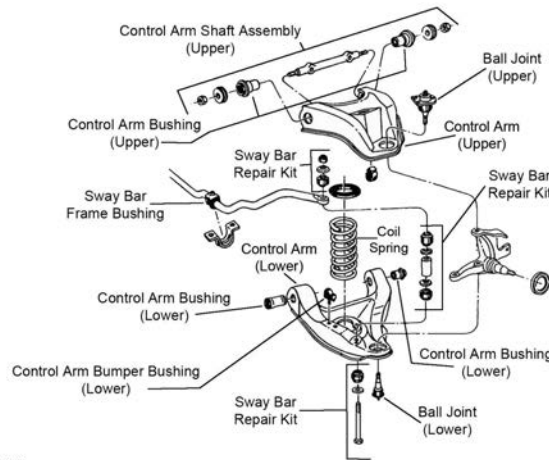


R309

Year	Model/Application	Part	P/C Qty	Figure
Leaf Spring Bushing				
1977-1973	Fixed End	SB298	2	R309
Leaf Spring Shackle Bushing				
1977-1973		K6560	4	R309

Ventura II-PONTIAC

FRONT SUSPENSION



F188

F188

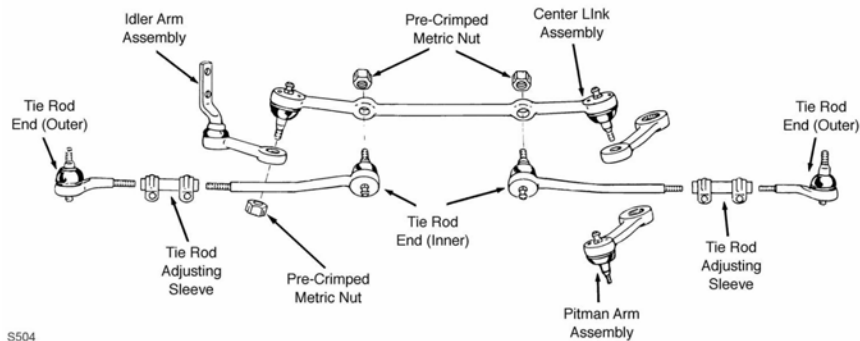
Year	Model/Application	Part	P/C Qty	Figure
Ball Joint				
1972-1971	(Powdered Metal Gusher Brg. For Better Lubrication)	Upper	2	F188
	(Powdered Metal Gusher Brg. For Better Lubrication)	Lower	2	F188
Control Arm Bushing Set				
1972-1971	(Contains Front And Rear Bushings)	Upper	2	F188
	(Contains Front And Rear Bushings)	Lower	2	F188
Control Arm Shaft Assembly				
1972-1971	(Provides Additional Positive(+) Camber Adjustment, Offset Shaft Kit, Design Allows Ease Of Installation)	Upper	2	F188
Sway Bar Bushing				
1972-1971	1" Sway Bar Diameter	To Frame	1	F188
	15/16" Sway Bar Diameter	To Frame	1	F188
Sway Bar Repair Kit				
1972-1971	(Heavy Duty Design)	K6630 ‡	2	F188
	(Includes Polyurethane Bushings And Solid Metal Sleeve For Enhanced Performance. Barrel Nut Allows For Easier Installation.)	K700532 ‡	2	F188

PONTIAC-Ventura II (Cont.)

FRONT SUSPENSION (Cont.)

Year	Model/Application	Part	P/C Qty	Figure
Sway Bar Repair Kit				
1972-1971 (Cont.)	(Standard Design)	K5252	2	F188

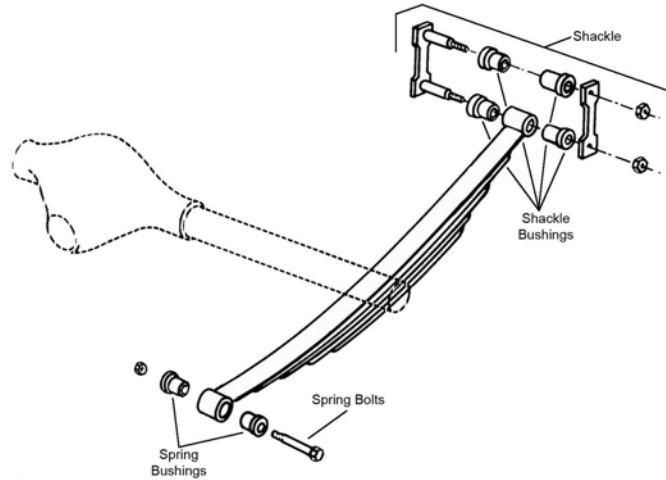
STEERING



S504

Year	Model/Application	Part	P/C Qty	Figure	
Center Link					
1972	250(4.1L), (Powdered Metal Gusher Brg. For Better Lubrication)	DS749 ‡	1	S504	
	307(5.0L), (Powdered Metal Gusher Brg. For Better Lubrication)	DS749 ‡	1	S504	
1971	(Powdered Metal Gusher Brg. For Better Lubrication)	DS749 ‡	1	S504	
Idler Arm					
1972	350(5.7L), (Powdered Metal Gusher Brg. For Better Lubrication)	K6099 ‡	1	S504	
1972-1971	250(4.1L), (Powdered Metal Gusher Brg. For Better Lubrication)	K6099 ‡	1	S504	
	307(5.0L), (Powdered Metal Gusher Brg. For Better Lubrication)	K6099 ‡	1	S504	
Pitman Arm					
1972	Manual Steering, (Greaseable Socket Reduces Corrosion/Wear)	K6150 ‡	1	S504	
	Power Steering, (Greaseable Socket Reduces Corrosion/Wear)	K6151 ‡	1	S504	
1971	250(4.1L), Manual Steering, (Greaseable Socket Reduces Corrosion/Wear)	K6150 ‡	1	S504	
	250(4.1L), Power Steering, (Greaseable Socket Reduces Corrosion/Wear)	K6151 ‡	1	S504	
	307(5.0L), Manual Steering, (Greaseable Socket Reduces Corrosion/Wear)	K6150 ‡	1	S504	
	307(5.0L), Power Steering, (Greaseable Socket Reduces Corrosion/Wear)	K6151 ‡	1	S504	
Tie Rod Adjusting Sleeve					
1972	250(4.1L)	ES350S	2	S504	
	307(5.0L)	ES350S	2	S504	
	350(5.7L), 11/16" - 18 Thread, 4.72" Length	ES2004S	1	S504	
1971		ES350S	2	S504	
Tie Rod End					
1972	250(4.1L), (Powdered Metal Gusher Brg. For Better Lubrication)	Inner	ES681N ‡	2	S504
	307(5.0L), (Powdered Metal Gusher Brg. For Better Lubrication)	Inner	ES681N ‡	2	S504
	350(5.7L), (Powdered Metal Gusher Brg. For Better Lubrication)	Inner	ES681N ‡	2	S504
	350(5.7L), (Powdered Metal Gusher Brg. For Better Lubrication)	Left Inner	ES717 ‡	1	S504
	350(5.7L), (Powdered Metal Gusher Brg. For Better Lubrication)	Right Inner	ES716 ‡	1	S504
1972-1971	250(4.1L), (Powdered Metal Gusher Brg. For Better Lubrication)	Outer	ES381RL ‡	2	S504
	307(5.0L), (Powdered Metal Gusher Brg. For Better Lubrication)	Outer	ES381RL ‡	2	S504
1971	(Powdered Metal Gusher Brg. For Better Lubrication)	Inner	ES681N ‡	2	S504

REAR SUSPENSION



R309

Year	Model/Application	Part	P/C Qty	Figure
Leaf Spring Bushing				
1972-1971	Fixed End	SB298	2	R309
Leaf Spring Shackle Bushing				
1972-1971		K6560	4	R309

911 Series-PORSCHE

STEERING

Year	Model/Application	Part	P/C Qty	Figure
911				
Tie Rod End				
1989	Naturally Aspirated, Rear Wheel Drive, (Powdered Metal Gusher Brg. For Better Lubrication)	Outer	ES2096R ‡	2
1988-1984	Naturally Aspirated, (Powdered Metal Gusher Brg. For Better Lubrication)	Outer	ES2096R ‡	2
1984-1981	Turbocharged	Outer	ES2158R	2
911 Turbo Carrera {Type 930}				
Tie Rod End				
1977-1976		Outer	ES2158R	2
911SC				
Tie Rod End				
1983-1978	Naturally Aspirated, (Powdered Metal Gusher Brg. For Better Lubrication)	Outer	ES2096R ‡	2

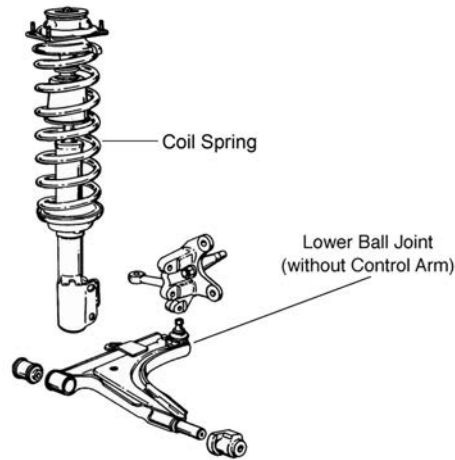
914 Series-PORSCHE

REAR SUSPENSION

Year	Model/Application	Part	P/C Qty	Figure
914				
Strut Bumper Bellows				
1976-1970	(Contains Bumper)	K90467	2	
914/6				
Strut Bumper Bellows				
1972-1970	(Contains Bumper)	K90467	2	

PORSCHE-924 Series

FRONT SUSPENSION

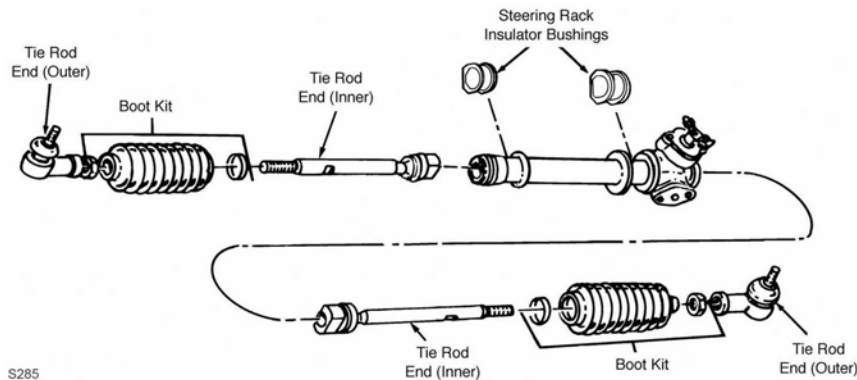


F162

F162

Year	Model/Application	Part	P/C Qty	Figure
924				
Ball Joint				
1982-1977		Lower K9061	2	F162
Strut Bumper Bellows				
1982-1977	(Contains Bumper)	K90461	2	F162
924 Turbo				
Ball Joint				
1982-1980		Lower K9061	2	F162
Strut Bumper Bellows				
1982-1980	(Contains Bumper)	K90461	2	F162
924S				
Ball Joint				
1988-1987		Lower K9061	2	F162
Control Arm Bushing				
1988-1987		Lower K201169	2	F162
Strut Bumper Bellows				
1988-1987	(Contains Bumper)	K90461	2	F162

STEERING



S285

S285

Year	Model/Application	Part	P/C Qty	Figure
924				
Tie Rod End				
1982-1977	(Powdered Metal Gusher Brg. For Better Lubrication)	Outer ES2059R ‡	2	S285
924 Turbo				
Tie Rod End				
1982-1980	(Powdered Metal Gusher Brg. For Better Lubrication)	Outer ES2059R ‡	2	S285

(Cont.) 924 Series-PORSCHE

STEERING (Cont.)				
Year	Model/Application	Part	P/C Qty	Figure
924S				
Rack & Pinion Boot Kit				
1988-1987		K9312	2	
Tie Rod End				
1988-1987	(Powdered Metal Gusher Brg. For Better Lubrication)	Outer ES2059R ‡	2	

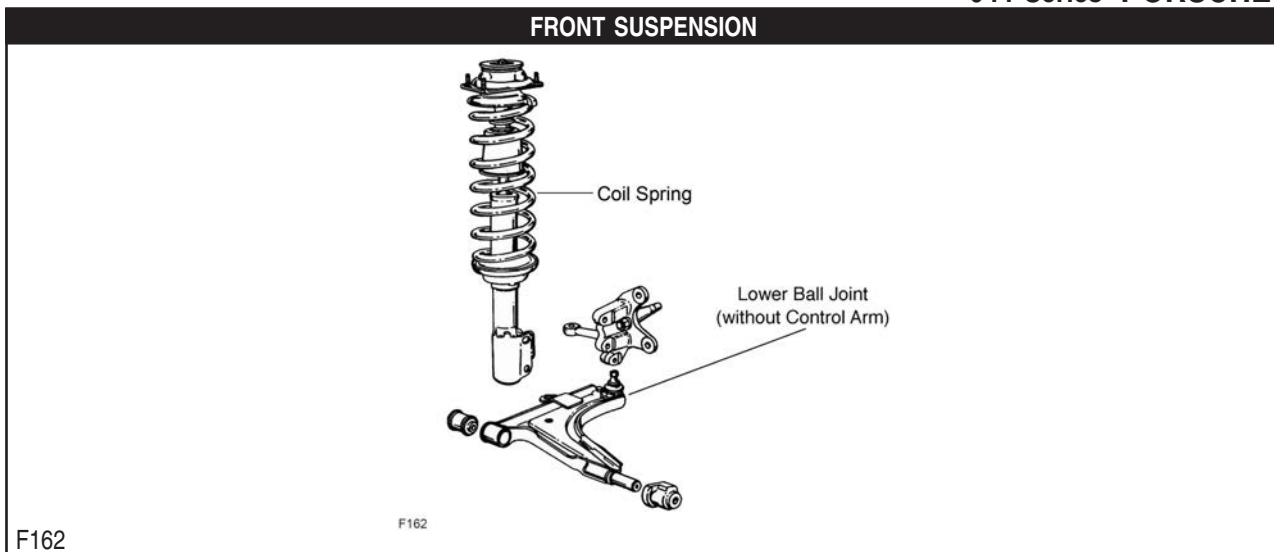
928 Series-PORSCHE

FRONT SUSPENSION				
Year	Model/Application	Part	P/C Qty	Figure
928				
Ball Joint				
1982-1978		Lower K500293	2	
928CS				
Ball Joint				
1989-1988		Lower K500293	2	
928GT				
Ball Joint				
1990-1989		Lower K500293	2	
928S				
Ball Joint				
1986-1983		Lower K500293	2	
928S4				
Ball Joint				
1990-1987		Lower K500293	2	

930 Turbo-PORSCHE

STEERING				
Year	Model/Application	Part	P/C Qty	Figure
Tie Rod End				
1979-1978		Outer ES2158R	2	

944 Series-PORSCHE



PORSCHE-944 Series (Cont.)

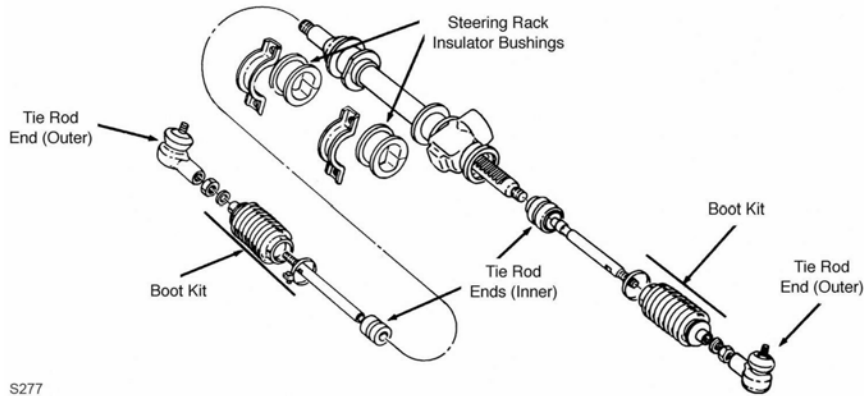
FRONT SUSPENSION (Cont.)					
Year	Model/Application	Part	P/C Qty	Figure	
944					
Ball Joint					
1985	Thru 2/85	Lower	K9061	2	F162
1984-1983		Lower	K9061	2	F162
Control Arm Bushing					
1986-1983		Lower	K201169	2	F162
Strut Bumper Bellows					
1988-1983	(Contains Bumper)		K90461	2	F162
944 Turbo					
Strut Bumper Bellows					
1988-1986	(Contains Bumper)		K90461	2	F162
944S					
Strut Bumper Bellows					
1988-1987	(Contains Bumper)		K90461	2	F162
STEERING					
Year	Model/Application	Part	P/C Qty	Figure	
944					
Rack & Pinion Boot Kit					
1989-1985			K9312	2	
1984	Power Steering		K9312	2	
1983			K9312	2	
Tie Rod End					
1987-1984	(Powdered Metal Gusher Brg. For Better Lubrication)	Outer	ES2059R ‡	2	
1983	Power Steering, (Powdered Metal Gusher Brg. For Better Lubrication)	Outer	ES2059R ‡	2	
944 Turbo					
Rack & Pinion Boot Kit					
1989-1986			K9312	2	
Tie Rod End					
1987-1986	(Powdered Metal Gusher Brg. For Better Lubrication)	Outer	ES2059R ‡	2	
944S					
Rack & Pinion Boot Kit					
1988-1987			K9312	2	
Tie Rod End					
1987	(Powdered Metal Gusher Brg. For Better Lubrication)	Outer	ES2059R ‡	2	
944S2					
Rack & Pinion Boot Kit					
1990	Power Steering		K9312	2	
1989			K9312	2	

RENAULT-18i

FRONT SUSPENSION					
Year	Model/Application	Part	P/C Qty	Figure	
Ball Joint					
1983		Upper	K500270	2	
		Lower	K500269	2	
1982	From 6/82	Upper	K500270	2	
	From 6/82	Lower	K500269	2	
STEERING					
Year	Model/Application	Part	P/C Qty	Figure	
Tie Rod End					
1983	(Includes Wrench Flats For Easier Service)	Outer	ES2287RL ‡	2	
1982	From 6/82, (Includes Wrench Flats For Easier Service)	Outer	ES2287RL ‡	2	

FRONT SUSPENSION				
Year	Model/Application	Part	P/C Qty	Figure
Ball Joint				
1987-1983		Lower K3143	2	
Strut Mount				
1987-1983	(Contains Bearing)	K3152	2	
Sway Bar Bushing				
1987-1983		To Arm To Frame	K3138 K3136	1 1

STEERING

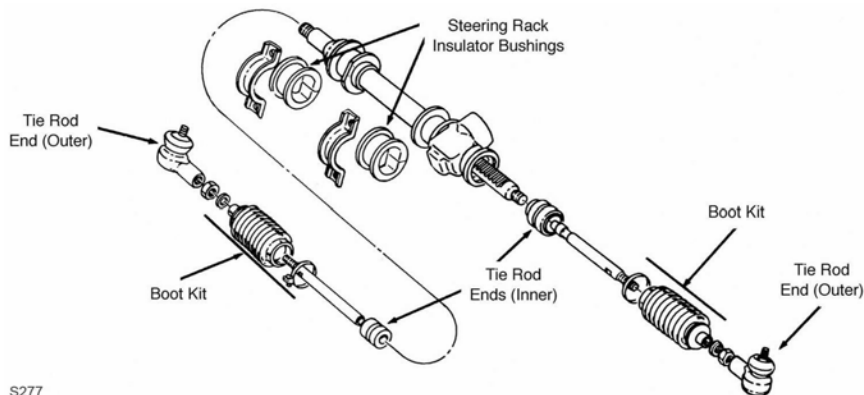


S277

Year	Model/Application	Part	P/C Qty	Figure
Rack & Pinion Boot Kit				
1987-1983	Manual Steering	K9326	2	S277
Tie Rod End				
1987-1983	Rack & Pinion Manual, (Includes Wrench Flats For Easier Service)	Outer	ES2287RL ‡	2 S277
	Rack & Pinion Power, (Includes Wrench Flats For Easier Service)	Outer	ES2230RL ‡	2 S277
	Rack & Pinion Power, (Full Ball Stud Provides 360 Degrees Of Smooth Rotation)	Inner	EV118 ‡	2 S277

FRONT SUSPENSION				
Year	Model/Application	Part	P/C Qty	Figure
Ball Joint				
1986-1984		Lower K3143	2	
Strut Mount				
1986-1984	(Contains Bearing)	K3152	2	
Sway Bar Bushing				
1986-1984		To Arm To Frame	K3138 K3136	1 1

STEERING



S277

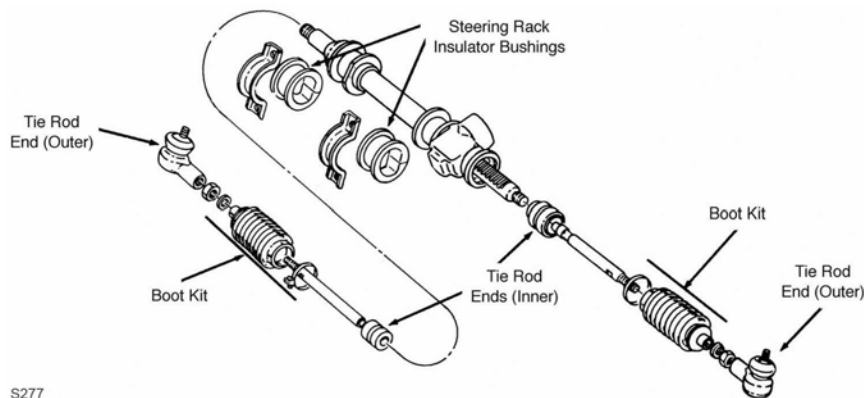
RENAULT-Encore (Cont.)

STEERING (Cont.)				
Year	Model/Application	Part	P/C Qty	Figure
Rack & Pinion Boot Kit				
1986-1984	Manual Steering	K9326	2	S277
Tie Rod End				
1986-1984	Rack & Pinion Manual, (Includes Wrench Flats For Easier Service)	Outer	ES2287RL ‡	2 S277
	Rack & Pinion Power, (Includes Wrench Flats For Easier Service)	Outer	ES2230RL ‡	2 S277
	Rack & Pinion Power, (Full Ball Stud Provides 360 Degrees Of Smooth Rotation)	Inner	EV118 ‡	2 S277

RENAULT-Fuego

FRONT SUSPENSION				
Year	Model/Application	Part	P/C Qty	Figure
Ball Joint				
1985-1982		Upper	K500270	2
		Lower	K500269	2

STEERING

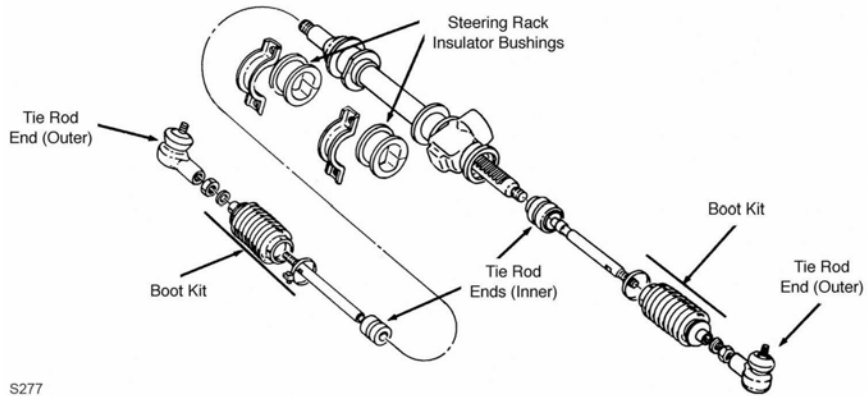


Year	Model/Application	Part	P/C Qty	Figure
Tie Rod End				
1985-1982	(Includes Wrench Flats For Easier Service)	Outer	ES2287RL ‡	2 S277

RENAULT-GTA

FRONT SUSPENSION				
Year	Model/Application	Part	P/C Qty	Figure
Ball Joint				
1987		Lower	K3143	2
Strut Mount				
1987	(Contains Bearing)		K3152	2
Sway Bar Bushing				
1987		To Arm	K3138	1
		To Frame	K3136	1

STEERING



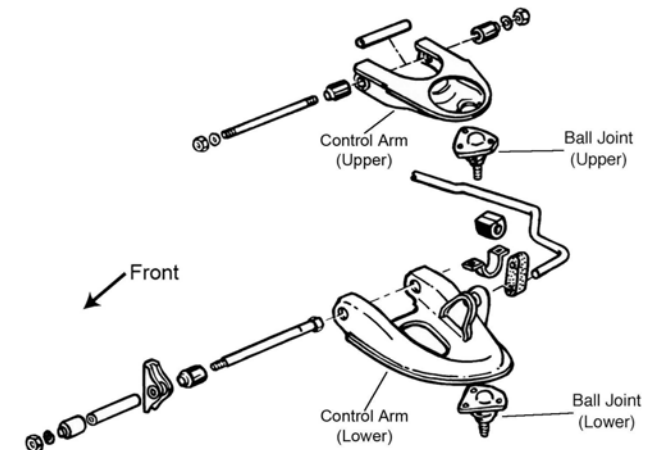
S277

S277

Year	Model/Application	Part	P/C Qty	Figure
Tie Rod End				
1987	Rack & Pinion Power, (Includes Wrench Flats For Easier Service)	Outer	ES2230RL ‡	2 S277
	Rack & Pinion Power, (Full Ball Stud Provides 360 Degrees Of Smooth Rotation)	Inner	EV118 ‡	2 S277

R5-RENAULT

FRONT SUSPENSION

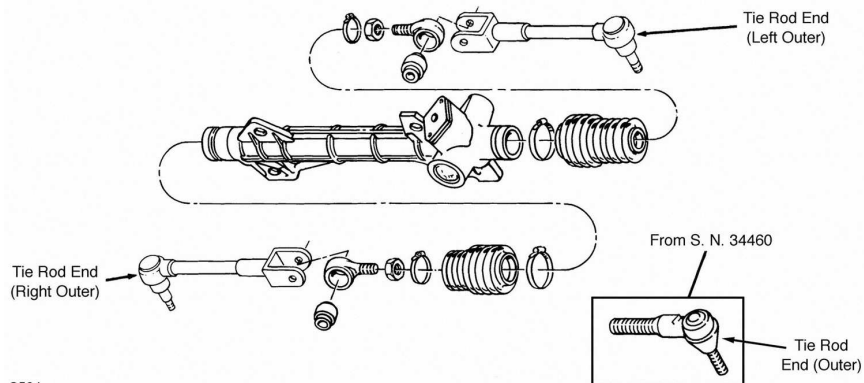


F183

F183

Year	Model/Application	Part	P/C Qty	Figure
Ball Joint				
1983-1976		Upper	K500265	2 F183
		Left Lower	K500264	1 F183
		Right Lower	K500263	1 F183

STEERING



S564

S564

RENAULT-R5 (Cont.)

STEERING (Cont.)

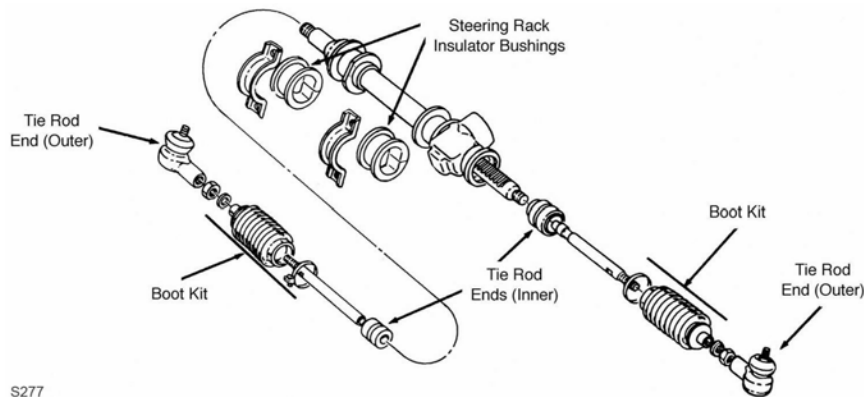
Year	Model/Application	Part	P/C Qty	Figure
Tie Rod End				
1983-1981		Outer	ES801032	2 S564
1980	From Chassis Serial Number 34460	Outer	ES801032	2 S564

RENAULT-SportWagon

FRONT SUSPENSION

Year	Model/Application	Part	P/C Qty	Figure
Ball Joint				
1985-1984		Upper	K500270	2
		Lower	K500269	2

STEERING



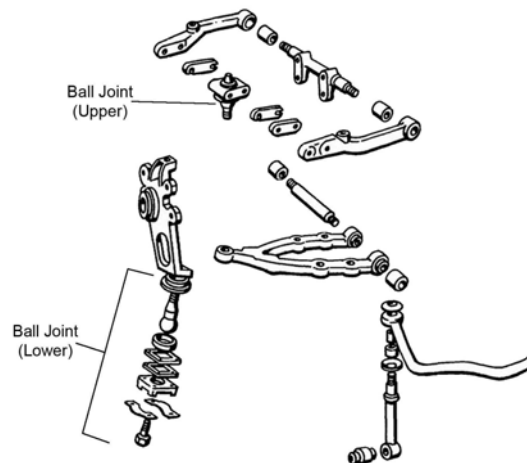
S277

S277

Year	Model/Application	Part	P/C Qty	Figure
Tie Rod End				
1985-1984	(Includes Wrench Flats For Easier Service)	Outer	ES2287RL ‡	2 S277

SAAB-99

FRONT SUSPENSION



F176

F176

Year	Model/Application	Part	P/C Qty	Figure
Ball Joint				
1980-1969		Upper	K9578	2 F176
		Lower	K9578	2 F176

STEERING				
Year	Model/Application	Part	P/C Qty	Figure
Tie Rod End				
1980-1975		Outer ES2132RL	2	
1974-1970		Outer ES801029	2	

FRONT SUSPENSION

F176

Year	Model/Application	Part	P/C Qty	Figure
Ball Joint				
1990-1979		Upper K9578	2	F176
		Lower K9578	2	F176

STEERING

Power Steering

S088

Year	Model/Application	Part	P/C Qty	Figure
Tie Rod End				
1990	From VIN K3000506 Thru VIN K3000505	Outer ES3708	2	S088
		Outer ES2132RL	2	S088
1990-1979	(Full Ball Stud Provides 360 Degrees Of Smooth Rotation)	Inner EV293 ‡	2	S088
1989-1979		Outer ES2132RL	2	S088

SAAB-9000

FRONT SUSPENSION

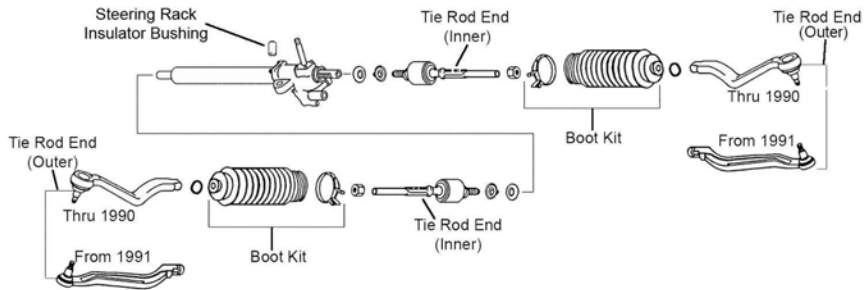
Year	Model/Application	Part	P/C Qty	Figure
Ball Joint				
1990-1986		Lower	K9663	2
Control Arm				
1990-1986	(R-Series) (R-Series)	Left Lower Right Lower	RK622633 RK642634	1 1
Control Arm Bushing				
1990-1986		Lower Rear Lower Front	K201091 K201046	2 2
Strut Bumper Bellows				
1990-1987	Except Auto Leveling System, (Contains Bumper)		K90464	2
1986	(Contains Bumper)		K90461	2
Strut Mount				
1990-1986	(Contains Bearing)		K9779	2
Sway Bar Bushing				
1990-1986		To Frame	K201063	1
Sway Bar Link				
1990-1986	(Improves Upon OE Design)		K700624 ‡	2
Wheel Hub & Bearing Assembly				
1990			513126	2
1989-1986			513127	2
STEERING				
Year	Model/Application	Part	P/C Qty	Figure
Rack & Pinion Boot Kit				
1990-1986	Power Steering		K90085	2
Tie Rod End				
1990-1986	(Full Ball Stud Provides 360 Degrees Of Smooth Rotation)	Outer Inner	ES3121RL EV800636 ‡	2 2

STERLING-825

FRONT SUSPENSION

Year	Model/Application	Part	P/C Qty	Figure
Ball Joint				
1988-1987	(Powdered Metal Gusher Brg. For Better Lubrication)	Lower	K9441 ‡	2 F008

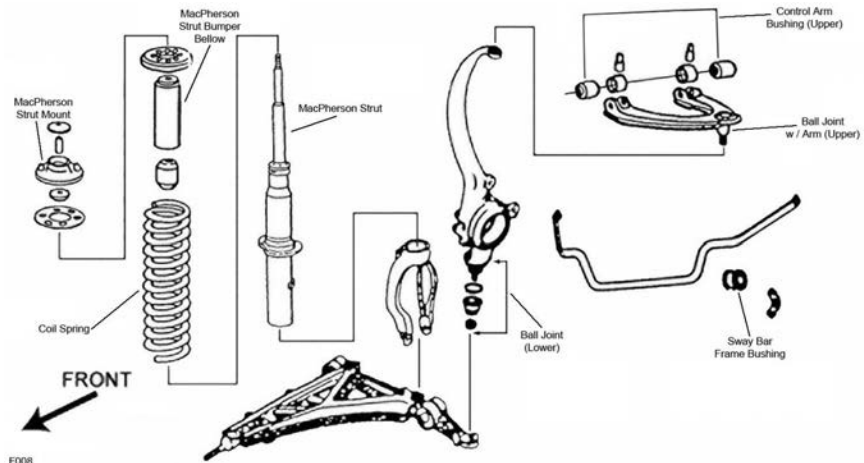
STEERING



S013

Year	Model/Application	Part	P/C Qty	Figure
Rack & Pinion Boot Kit				
1988-1987		K9863	2	S013
Tie Rod End				
1988-1987		Left Outer ES2812L	1	S013
		Right Outer ES2811R	1	S013
		Inner EV212 ‡	2	S013
(Full Ball Stud Provides 360 Degrees Of Smooth Rotation)				

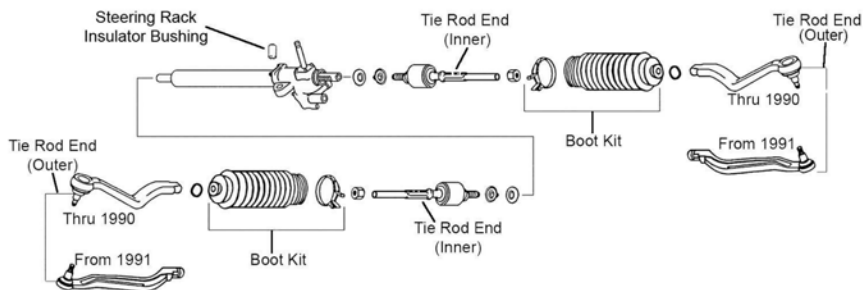
FRONT SUSPENSION



F008

Year	Model/Application	Part	P/C Qty	Figure
Ball Joint				
1990-1988	(Powdered Metal Gusher Brg. For Better Lubrication)	Lower K9441 ‡	2	F008

STEERING



S013

Year	Model/Application	Part	P/C Qty	Figure
Rack & Pinion Boot Kit				
1990-1989		K9367	1	S013
Tie Rod End				
1990-1988		Left Outer ES2812L	1	S013

STERLING-827 (Cont.)

STEERING (Cont.)				
Year	Model/Application	Part	P/C Qty	Figure
Tie Rod End				
1990-1988 (Cont.)	Right Outer	ES2811R	1	S013
	(Full Ball Stud Provides 360 Degrees Of Smooth Rotation) Inner	EV212 ‡	2	S013

STUDEBAKER-Avanti

STEERING				
Year	Model/Application	Part	P/C Qty	Figure
Tie Rod Adjusting Sleeve				
1964-1963		ES2004S	2	
Tie Rod End				
1964	(Powdered Metal Gusher Brg. For Better Lubrication)	Inner ES344L ‡	2	

STUDEBAKER-Champion

REAR SUSPENSION				
Year	Model/Application	Part	P/C Qty	Figure
Leaf Spring Bushing				
1950-1949		Fixed End K200919	4	
Leaf Spring Shackle Bushing				
1950-1946		K200917	8	

STUDEBAKER-Commander

STEERING				
Year	Model/Application	Part	P/C Qty	Figure
Tie Rod Adjusting Sleeve				
1966-1965		Inner ES2004S	2	
Tie Rod End				
1966-1965	(Powdered Metal Gusher Brg. For Better Lubrication)	Inner ES344L ‡	2	
REAR SUSPENSION				
Year	Model/Application	Part	P/C Qty	Figure
Leaf Spring Bushing				
1950-1949		Fixed End K200919	4	
Leaf Spring Shackle Bushing				
1950-1947		K200917	8	

STUDEBAKER-Cruiser

STEERING				
Year	Model/Application	Part	P/C Qty	Figure
Tie Rod Adjusting Sleeve				
1966-1965		ES2004S	2	
Tie Rod End				
1966-1965	(Powdered Metal Gusher Brg. For Better Lubrication)	Inner ES344L ‡	2	

STUDEBAKER-Daytona

STEERING				
Year	Model/Application	Part	P/C Qty	Figure
Tie Rod Adjusting Sleeve				
1966-1965		ES2004S	2	
Tie Rod End				
1966-1965	(Powdered Metal Gusher Brg. For Better Lubrication)	Inner ES344L ‡	2	

Gran Turismo Hawk–STUDEBAKER

STEERING				
Year	Model/Application	Part	P/C Qty	Figure
Tie Rod Adjusting Sleeve				
1964		ES2004S	2	
Tie Rod End				
1964	(Powdered Metal Gusher Brg. For Better Lubrication)	Inner	ES344L ‡	2

Lark–STUDEBAKER

STEERING				
Year	Model/Application	Part	P/C Qty	Figure
Tie Rod Adjusting Sleeve				
1964		ES2004S	2	
Tie Rod End				
1964	(Powdered Metal Gusher Brg. For Better Lubrication)	Inner	ES344L ‡	2

Studebaker–STUDEBAKER

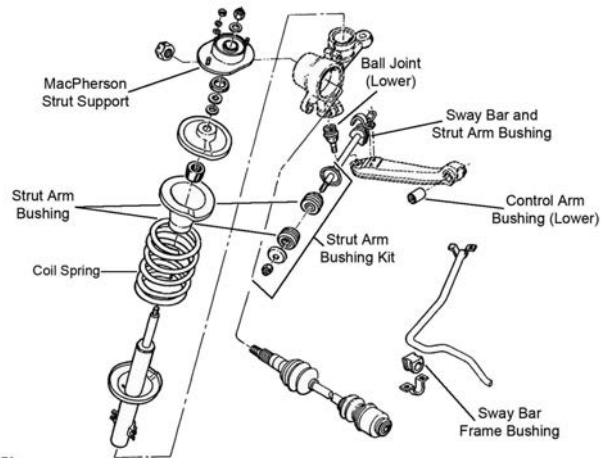
STEERING				
Year	Model/Application	Part	P/C Qty	Figure
Tie Rod Adjusting Sleeve				
1966-1964		ES2004S	2	
Tie Rod End				
1966-1964	(Powdered Metal Gusher Brg. For Better Lubrication)	Inner	ES344L ‡	2
REAR SUSPENSION				
Year	Model/Application	Part	P/C Qty	Figure
Leaf Spring Bushing				
1950-1949		Fixed End	K200919	4
Leaf Spring Shackle Bushing				
1950-1946			K200917	8

Wagonaire–STUDEBAKER

STEERING				
Year	Model/Application	Part	P/C Qty	Figure
Tie Rod Adjusting Sleeve				
1966		ES2004S	2	
Tie Rod End				
1966	(Powdered Metal Gusher Brg. For Better Lubrication)	Inner	ES344L ‡	2

SUBARU-1300

FRONT SUSPENSION

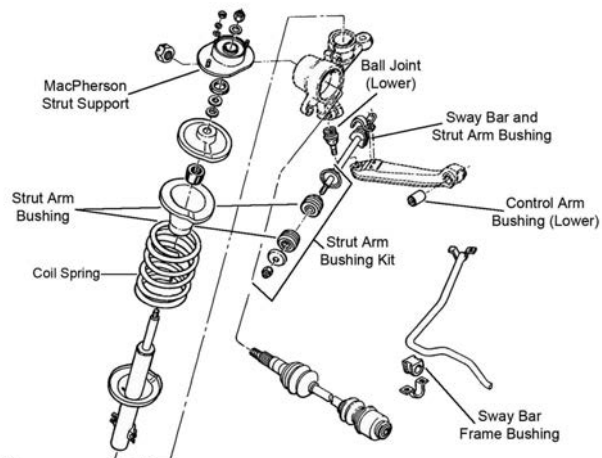


F179

Year	Model/Application	Part	P/C Qty	Figure
Ball Joint				
1972		Lower	K9093	2

SUBARU-1400

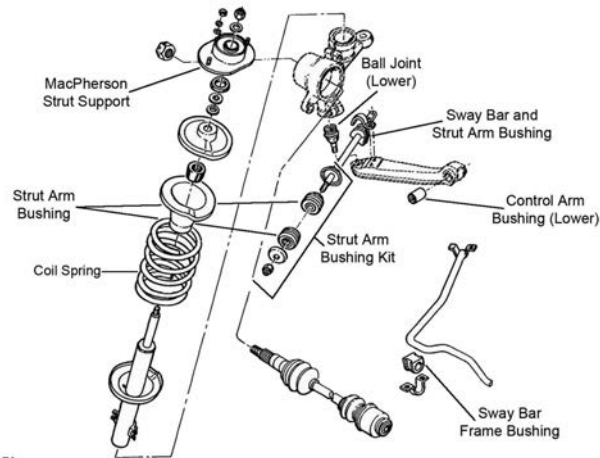
FRONT SUSPENSION



F179

Year	Model/Application	Part	P/C Qty	Figure
Ball Joint				
1976-1973		Lower	K9093	2
Strut Rod Bushing				
1976-1975	4 Dr. Sedan		K201017	2
Sway Bar Bushing				
1976-1975		To Frame	K201054	1

FRONT SUSPENSION

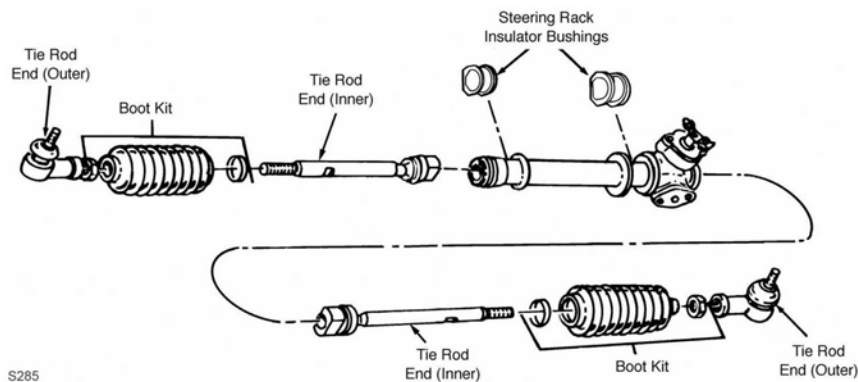


F179

F179

Year	Model/Application	Part	P/C Qty	Figure
Ball Joint				
1979-1976	Lower	K9093	2	F179
Strut Mount				
1987-1985	2 Dr. Hatchback, Except Air Suspension, (Contains Bearing) 2 Dr. Sedan, Except Air Suspension, (Contains Bearing)	K9563 K9557	2 2	F179 F179
1984-1980	Except Air Suspension, (Contains Bearing)	K9563	2	F179
Strut Rod Bushing				
1987-1981	To Frame	K9221	1	F179
1980	2 Dr. Hardtop, 4 Dr. Sedan, 4 Dr. Station Wagon	To Frame K9221	1	F179
1979-1976	2 Dr. Hardtop, 2 Dr. Sedan, 4 Dr. Sedan	K201017	2	F179
Sway Bar Bushing				
1979-1976	To Frame	K201054	1	F179

STEERING



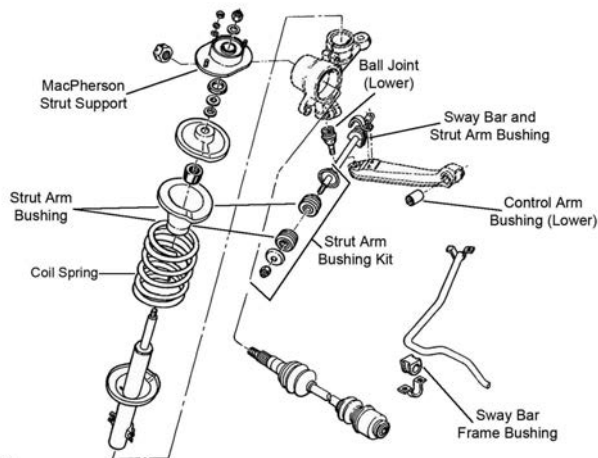
S285

S285

Year	Model/Application	Part	P/C Qty	Figure
Tie Rod End				
1987-1985	2 Dr. Hatchback, (Full Ball Stud Provides 360 Degrees Of Smooth Rotation)	Inner	EV177 ‡	2 S285
1984-1980	(Full Ball Stud Provides 360 Degrees Of Smooth Rotation)	Inner	EV177 ‡	2 S285

SUBARU-1800

FRONT SUSPENSION

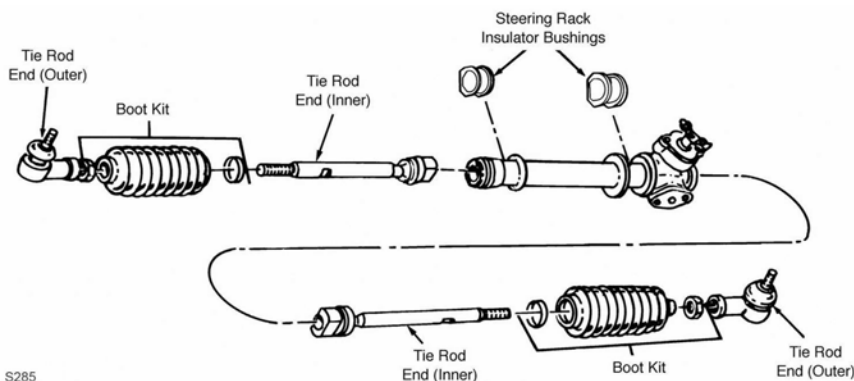


F179

F179

Year	Model/Application	Part	P/C Qty	Figure	
Strut Bumper Bellows					
1989-1985	Except Air Suspension, (Contains Bumper)	K90464	2	F179	
Strut Mount					
1989-1985	2 Dr. Hatchback, Except Air Suspension, (Contains Bearing)	K9563	2	F179	
	4 Dr. Sedan, 4 Dr. Station Wagon, Except Air Suspension, (Contains Bearing)	K9557	2	F179	
1984-1980	Except Air Suspension, (Contains Bearing)	K9563	2	F179	
Strut Rod Bushing					
1989-1981		To Frame	K9221	1	F179
1980	2 Dr. Hardtop, 4 Dr. Sedan, 4 Dr. Station Wagon	To Frame	K9221	1	F179

STEERING



S285

S285

Year	Model/Application	Part	P/C Qty	Figure	
Rack & Pinion Boot Kit					
1989-1986	3 Dr. Hatchback, 2 Headlight System, Power Steering		K9446	2	
1989-1985	4 Dr. Sedan, 4 Dr. Station Wagon, Power Steering		K9446	2	
Tie Rod End					
1989-1988	3 Dr. Hatchback, 2 Headlight System, Power Steering, (Full Ball Stud Provides 360 Degrees Of Smooth Rotation)	Inner	EV216 ‡	2	
	4 Dr. Sedan, 4 Dr. Station Wagon, Power Steering, (Full Ball Stud Provides 360 Degrees Of Smooth Rotation)	Inner	EV216 ‡	2	
1989-1987	Except Vin JF1AF And JF2AF, Manual Steering, (Full Ball Stud Provides 360 Degrees Of Smooth Rotation)	Inner	EV209 ‡	2	S285
1989-1986	3 Dr. Hatchback, 2 Headlight System	Left Outer	ES2910	1	
	3 Dr. Hatchback, 2 Headlight System	Right Outer	ES2911	1	
1989-1985	2 Dr. Hatchback, 4 Headlight System, (Full Ball Stud Provides 360 Degrees Of Smooth Rotation)	Inner	EV177 ‡	2	S285
	4 Dr. Sedan, 4 Dr. Station Wagon	Left Outer	ES2910	1	
	4 Dr. Sedan, 4 Dr. Station Wagon	Right Outer	ES2911	1	
1987	3 Dr. Hatchback, 2 Headlight System, From 2/87, Power Steering, (Full Ball Stud Provides 360 Degrees Of Smooth Rotation)	Inner	EV216 ‡	2	

STEERING (Cont.)				
Year	Model/Application	Part	P/C Qty	Figure
Tie Rod End				
1987 (Cont.)	4 Dr. Sedan, 4 Dr. Station Wagon, From 2/87, Power Steering, (Full Ball Stud Provides 360 Degrees Of Smooth Rotation)	Inner EV216 ‡	2	
	4 Dr. Sedan, 4 Dr. Station Wagon, Power Steering, Thru 1/87, (Full Ball Stud Provides 360 Degrees Of Smooth Rotation)	Inner EV208 ‡	2	
	GL, 3 Dr. Hatchback, Power Steering, Thru 1/87, Thru 2/87, (Full Ball Stud Provides 360 Degrees Of Smooth Rotation)	Inner EV208 ‡	2	
1986	GL, 3 Dr. Hatchback, 2 Headlight System, Power Steering, (Full Ball Stud Provides 360 Degrees Of Smooth Rotation)	Inner EV208 ‡	2	
1986-1985	Except Vin JF1AF And JF2AF, 4.8 Turns Lock To Lock, Manual Steering, Variable Gear Ratio, (Full Ball Stud Provides 360 Degrees Of Smooth Rotation)	Inner EV209 ‡	2	S285
	4 Dr. Sedan, 4 Dr. Station Wagon, Power Steering, (Full Ball Stud Provides 360 Degrees Of Smooth Rotation)	Inner EV208 ‡	2	
1984-1980	(Full Ball Stud Provides 360 Degrees Of Smooth Rotation)	Inner EV177 ‡	2	S285
REAR SUSPENSION				
Year	Model/Application	Part	P/C Qty	Figure
Shock Hardware Kit				
1989-1985	3 Dr. Hatchback, Except Air Suspension	K90232	2	
	4 Dr. Sedan, 4 Dr. Station Wagon, Except Air Suspension	K90231	2	
Strut Bumper Bellows				
1989-1985	4 Dr. Sedan, 4 Dr. Station Wagon, Except Air Suspension, (Contains Bumper)	K90464	2	

Justy-SUBARU

FRONT SUSPENSION				
F179				
Year	Model/Application	Part	P/C Qty	Figure
Ball Joint				
1990-1987		Lower K9567	2	F179
Control Arm				
1990-1987	(R-Series) (R-Series)	Left Lower Right Lower RK642432 RK642431	1 1	F179 F179
Strut Rod Bushing				
1990-1989		K90002	2	F179
STEERING				
Year	Model/Application	Part	P/C Qty	Figure
Rack & Pinion Boot Kit				
1990-1987		K80156	2	
Tie Rod End				
1990-1987	(Full Ball Stud Provides 360 Degrees Of Smooth Rotation)	Outer Inner ES3076RL EV238 ‡	2 2	

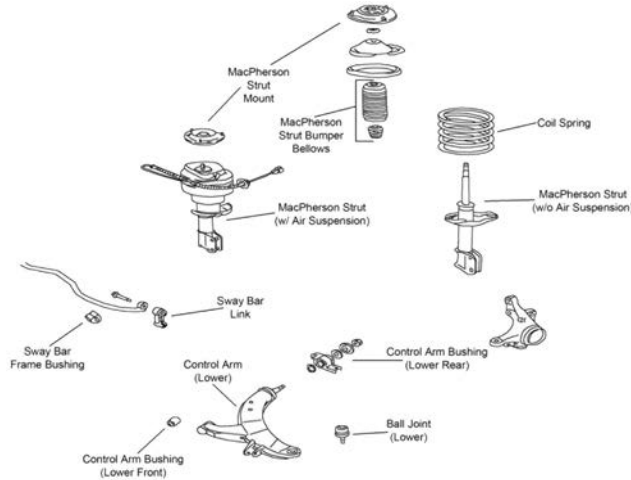
SUBARU-Justy (Cont.)

REAR SUSPENSION

Year	Model/Application	Part	P/C Qty	Figure
Strut Bumper Bellows				
1990-1989	(Replacement Type, Contains Bumper)	K90460	2	

SUBARU-Legacy

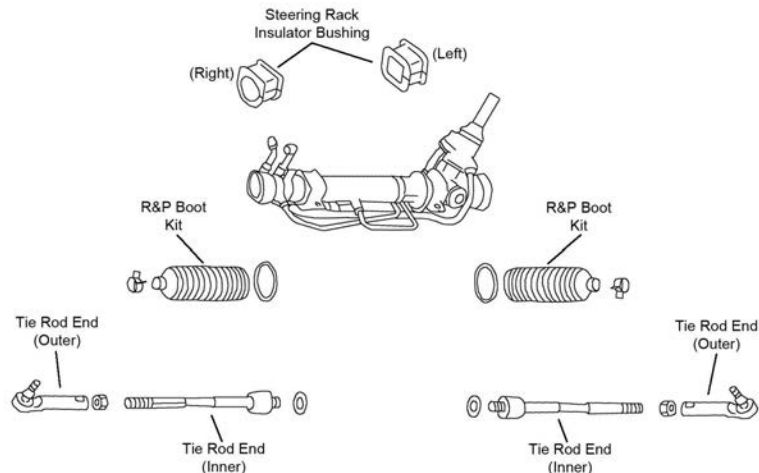
FRONT SUSPENSION



F095

Year	Model/Application	Part	P/C Qty	Figure
Ball Joint				
1990	(Powdered Metal Gusher Brg. For Better Lubrication)	Lower	K9513 ‡	2 F095
Control Arm				
1990	(R-Series)	Left Lower	RK640741	1 F095
	(R-Series)	Right Lower	RK640740	1 F095
Strut Bumper Bellows				
1990	Except Air Suspension, (Contains Bumper)		K90464	2 F095
Strut Mount				
1990	Except Air Suspension, (Contains Bearing)		K9559	2 F095
Strut Spring Seat				
1990	Except Air Suspension, (Contains Insulator, Reduces Noise)	Upper	K160246 ‡	2 F095
Sway Bar Bushing				
1990	19mm Sway Bar Diameter	To Frame	K90022	1 F095
Sway Bar Link				
1990	(Design Allows Ease Of Installation)		K80693 ‡	2 F095

STEERING



S214

STEERING (Cont.)				
Year	Model/Application	Part	P/C Qty	Figure
Rack & Pinion Boot Kit				
1990		K9446	2	S214
Tie Rod End				
1990		Left Outer ES2975 Right Outer ES2974 Inner EV257 ‡	1 1 2	S214 S214 S214
(Full Ball Stud Provides 360 Degrees Of Smooth Rotation)				
REAR SUSPENSION				
Year	Model/Application	Part	P/C Qty	Figure
Strut Bumper Bellows				
1990	Except Air Suspension, (Contains Bumper)	K90461	2	
Strut Spring Seat				
1990	Except Air Suspension, (Insulator Only, Reduces Noise)	Lower K160142 ‡	2	
Wheel Hub & Bearing Assembly				
1990	Front Wheel Drive, Non ABS	512036	2	

Loyale-SUBARU

FRONT SUSPENSION				
Year	Model/Application	Part	P/C Qty	Figure
Strut Bumper Bellows				
1990	(Contains Bumper)	K90464	2	F179
Strut Mount				
1990	(Contains Bearing)	K9557	2	F179
Strut Rod Bushing				
1990		To Frame K9221	1	F179
STEERING				
Year	Model/Application	Part	P/C Qty	Figure
Rack & Pinion Boot Kit				
1990	Power Steering	K9446	2	
Tie Rod End				
1990		Left Outer ES2910 Right Outer ES2911 Inner EV209 ‡ Inner EV216 ‡	1 1 2 2	
Rack & Pinion Manual, (Full Ball Stud Provides 360 Degrees Of Smooth Rotation) Rack & Pinion Power, (Full Ball Stud Provides 360 Degrees Of Smooth Rotation)				
REAR SUSPENSION				
Year	Model/Application	Part	P/C Qty	Figure
Shock Hardware Kit				
1990	4 Dr. Sedan, 4 Dr. Station Wagon, Except Air Suspension	K90231	2	

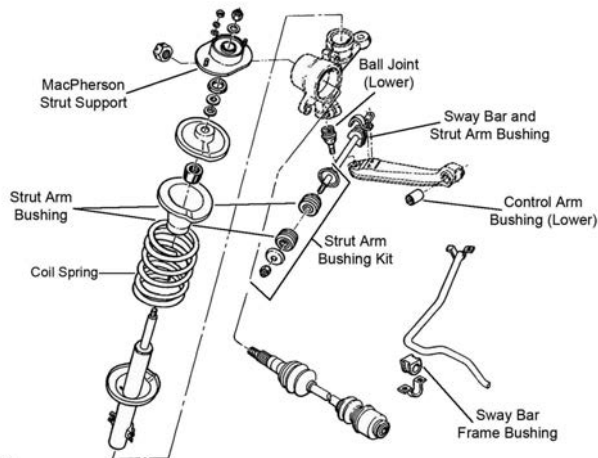
SUBARU-Loyale (Cont.)

REAR SUSPENSION (Cont.)

Year	Model/Application	Part	P/C Qty	Figure
Strut Bumper Bellows				
1990	(Contains Bumper)	K90467	2	

SUBARU-XT

FRONT SUSPENSION



F179

Year	Model/Application	Part	P/C Qty	Figure
Ball Joint				
1990-1988	6 Cyl, (Powdered Metal Gusher Brg. For Better Lubrication)	Lower	K9513 ‡	2 F179
Strut Bumper Bellows				
1990	GL, Except Air Suspension, (Contains Bumper)		K90467	2 F179
1989-1988	DL, GL, Except Air Suspension, (Contains Bumper)		K90467	2 F179
1987-1985	Except Air Suspension, (Contains Bumper)		K90467	2 F179
Strut Mount				
1990-1985	Except Air Suspension, (Contains Bearing)		K9557	2 F179
Strut Rod Bushing				
1990-1985		To Frame	K9221	1 F179
Sway Bar Bushing				
1990-1985	19mm Sway Bar Diameter	To Frame	K90022	1 F179

STEERING

Year	Model/Application	Part	P/C Qty	Figure
Rack & Pinion Boot Kit				
1990-1985	Power Steering		K9446	2
Tie Rod End				
1990	GL GL	Left Outer	ES2910	1
		Right Outer	ES2911	1
1990-1989	XT6 XT6	Left Outer	ES2975	1
		Right Outer	ES2974	1
1990-1988	Power Steering, (Full Ball Stud Provides 360 Degrees Of Smooth Rotation)	Inner	EV216 ‡	2
1989-1988	DL, GL DL, GL	Left Outer	ES2910	1
		Right Outer	ES2911	1
1988	XT6	Left Outer	ES2910	1
			ES2975	1
	XT6	Right Outer	ES2911	1
			ES2974	1
1988-1987	Manual Steering, (Full Ball Stud Provides 360 Degrees Of Smooth Rotation)	Inner	EV209 ‡	2
1987	From 1/87, Power Steering, (Full Ball Stud Provides 360 Degrees Of Smooth Rotation) DL, GL, GL Turbo, GL10, GL10 Turbo DL, GL, GL Turbo, GL10, GL10 Turbo DL, GL, GL Turbo, GL10, GL10 Turbo, Power Steering, Thru 1/87, (Full Ball Stud Provides 360 Degrees Of Smooth Rotation)	Inner	EV216 ‡	2
		Left Outer	ES2910	1
		Right Outer	ES2911	1
		Inner	EV208 ‡	2
		Inner	EV209 ‡	2
1986-1985	Except Vin JF1AF And JF2AF, 4.8 Turns Lock To Lock, Manual Steering, Variable Gear Ratio, (Full Ball Stud Provides 360 Degrees Of Smooth Rotation)	Inner	EV209 ‡	2

STEERING (Cont.)				
Year	Model/Application	Part	P/C Qty	Figure
Tie Rod End				
1986-1985 (Cont.)	DL, GL, GL Turbo, GL10 Turbo	Left Outer	ES2910	1
	DL, GL, GL Turbo, GL10 Turbo	Right Outer	ES2911	1
	GL, GL Turbo, GL10 Turbo, Rack & Pinion Power, (Full Ball Stud Provides 360 Degrees Of Smooth Rotation)	Inner	EV208 ‡	2
REAR SUSPENSION				
Year	Model/Application	Part	P/C Qty	Figure
Shock Hardware Kit				
1990-1985	Four Wheel Drive (4X4), Except Air Suspension	K90232	2	
	Front Wheel Drive, Except Air Suspension	K90231	2	
Strut Bumper Bellows				
1990-1985	1781cc(1.8L), Front Wheel Drive, (Contains Bumper)	K90464	2	

FRONT SUSPENSION				
F321				
Year	Model/Application	Part	P/C Qty	Figure
Control Arm Bushing				
1990-1989		Lower Rear	K200075	2 F321
Control Arm with Ball Joint				
1990-1989	(R-Series)	Left Lower	RK622717	1 F321
	(R-Series)	Right Lower	RK620305	1 F321
Strut Bumper Bellows				
1990-1989	(OE Material For Strut Performance And Longevity, Contains Bumper)	K90462 ‡	2	F321
Strut Mount				
1990-1989	(Contains Bearing)	K9720	2	F321
Sway Bar Link				
1990		K80877	2	F321
Sway Bar Repair Kit				
1990-1989	(Bushing Kit)	K90121	2	F321
STEERING				
Year	Model/Application	Part	P/C Qty	Figure
Rack & Pinion Boot Kit				
1990-1989		Left	K9450	1
		Right	K9682	1
Tie Rod End				
1990	(Powdered Metal Gusher Brg. For Better Lubrication)	Outer	ES3043RL ‡	2
1990-1989	(Full Ball Stud Provides 360 Degrees Of Smooth Rotation)	Inner	EV269 ‡	2

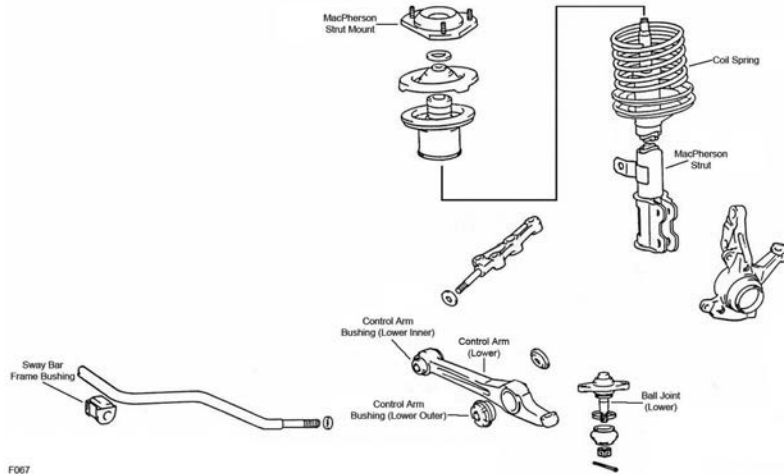
SUZUKI-Swift (Cont.)

REAR SUSPENSION

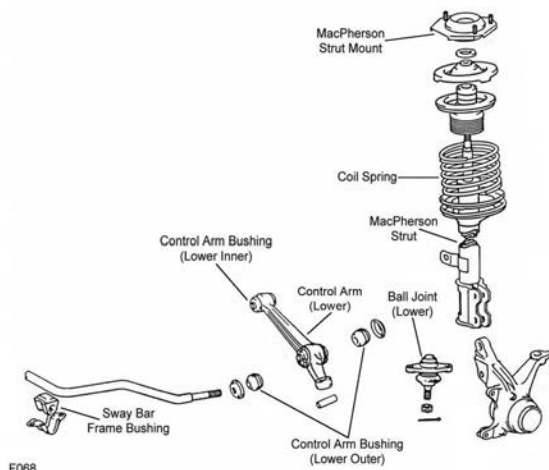
Year	Model/Application	Part	P/C Qty	Figure
Control Arm				
1990-1989	(R-Series)	Upper	RK640607	2
	(R-Series)	Left Lower	RK640423	1
	(R-Series)	Right Lower	RK640424	1
Strut Bumper Bellows				
1990-1989	(Replacement Type, Contains Bumper)	K90460	2	
Strut Mount				
1990-1989		K9722	2	
Sway Bar Link				
1990		K80877	2	
Sway Bar Repair Kit				
1990-1989	(Bushing Kit)	K90121	2	
Wheel Hub & Bearing Assembly				
1990	GT	512182	2	
1989	GA, GTI	512182	2	

TOYOTA-Camry

FRONT SUSPENSION



F067



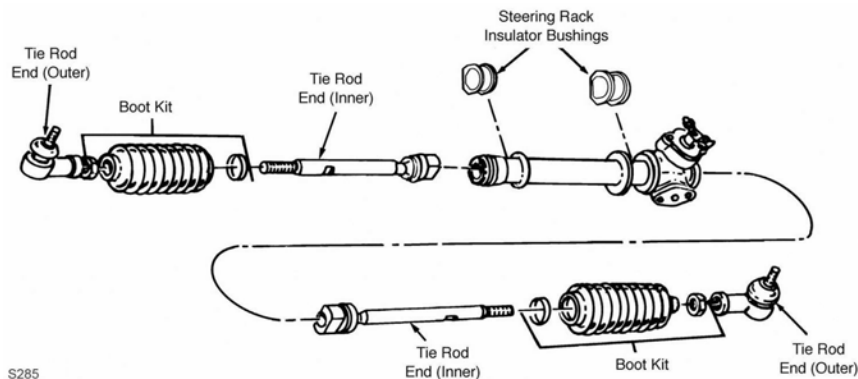
F068

Year	Model/Application	Part	P/C Qty	Figure
Ball Joint				
1990-1987		Lower	K9352	2
1986-1983		Lower	K9352	2

FRONT SUSPENSION (Cont.)

Year	Model/Application	Part	P/C Qty	Figure
Control Arm Bushing				
1990-1987	(Design Allows Ease Of Installation) (Design Allows Ease Of Installation)	Lower Inner Lower Outer	K200689 ‡ K200690 ‡	2 2 F067 F067
Control Arm Bushing Set				
1990-1987	(Contains Bushing At Frame And At Sway Bar End)	Lower	K200518 ‡	2 F067
Control Arm with Ball Joint				
1990-1987	(Contains Bushings) (R-Series) (Contains Bushings) (R-Series)	Left Lower Left Lower Right Lower Right Lower	CK620363 ‡ RK620363 CK620362 ‡ RK620362	1 1 1 1 F067 F067 F067 F067
Strut Bumper Bellows				
1990-1987	(Replacement Type, Contains Bumper)		K90460	2 F067
1986-1983	(Contains Bumper)		K90461	2 F068
Strut Mount				
1990-1987	(Contains Bearing)		K9656	2 F067
1986-1983	(Contains Bearing)		K9488	2 F068
Strut Spring Seat				
1990-1987	Except Antilock Brakes, (Insulator Only, Reduces Noise)	Lower	K160143 ‡	2 F067
Sway Bar Bushing				
1986-1985		To Frame	K9532	1 F068
1984	From 5/84	To Frame	K9532	1 F068
Wheel Hub Repair Kit				
1990-1983			518506	2

STEERING

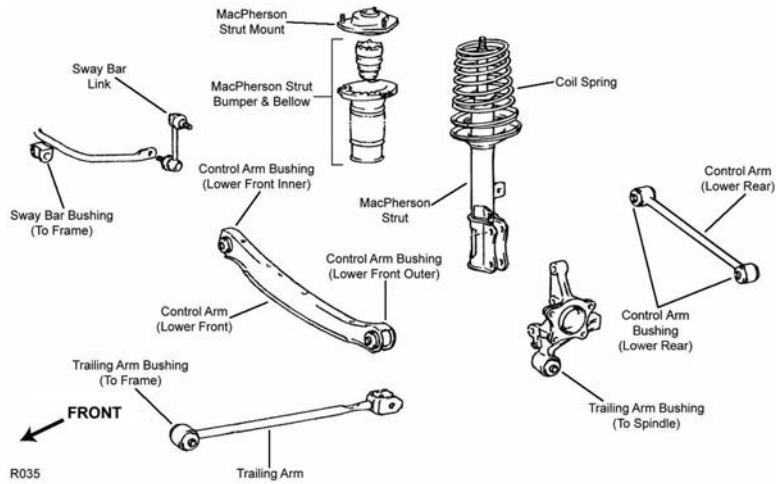


S285

Year	Model/Application	Part	P/C Qty	Figure
Rack & Pinion Boot Kit				
1990-1987			K9321	2 S285
1986			K9322	2 S285
1985-1983	Power Steering		K9322	2 S285
Tie Rod End				
1990-1987	(Full Ball Stud Provides 360 Degrees Of Smooth Rotation)	Outer Inner	ES2382 EV261 ‡	2 2 S285 S285
1986	(Full Ball Stud Provides 360 Degrees Of Smooth Rotation)	Inner	EV179 ‡	2 S285
1986-1983	(Includes Sunoloy-Coated Metal Bearing To Combine Durability With Smooth Stud Swing)	Outer	ES2241RL ‡	2 S285
1985-1983	Manual Steering, (Full Ball Stud Provides 360 Degrees Of Smooth Rotation)	Left Inner	EV179 ‡	1 S285
	Power Steering, (Full Ball Stud Provides 360 Degrees Of Smooth Rotation)	Inner	EV179 ‡	2 S285

TOYOTA-Camry (Cont.)

REAR SUSPENSION

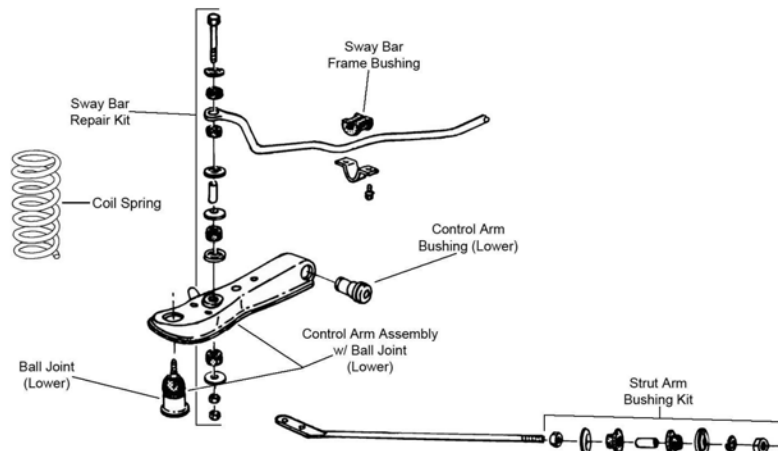


R035

Year	Model/Application	Part	P/C Qty	Figure
Control Arm				
1990-1988	Front Wheel Drive, (R-Series) Front Wheel Drive, (R-Series)	Left Front Lower Right Front Lower	1 1	R035 R035
1987	(R-Series) (R-Series)	Left Front Lower Right Front Lower	1 1	
Strut Bumper Bellows				
1990-1987	(Replacement Type, Contains Bumper)		2	
1986-1983	(Contains Bumper)		2	
Strut Mount				
1990-1988	4 Dr. Sedan, All Wheel Drive, Except Antilock Brakes		2	
1990-1987	Front Wheel Drive, Except Antilock Brakes		2	R035
1986-1983			2	
Strut Spring Seat				
1990-1987	Except Antilock Brakes, (Insulator Only, Reduces Noise)	Lower	2	
Sway Bar Bushing				
1990-1987		To Frame	1	
Sway Bar Link				
1990-1987	(Powdered Metal Gusher Brg. For Better Lubrication)		2	
Wheel Bearing Assembly				
1990-1987	4 Dr. Station Wagon		2	

TOYOTA-Carina

FRONT SUSPENSION

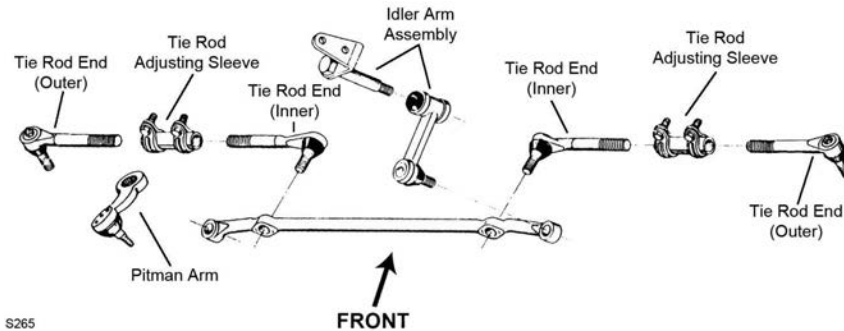


F463

F463

FRONT SUSPENSION (Cont.)				
Year	Model/Application	Part	P/C Qty	Figure
Ball Joint				
1973-1972	(Powdered Metal Gusher Brg. For Better Lubrication)	Lower K9083 ‡	2	F463
Control Arm Bushing				
1973-1972		Lower K9167	2	F463
Strut Bumper Bellows				
1973-1972	(OE Material For Strut Performance And Longevity, Contains Bumper)	K90462 ‡	2	
Sway Bar Bushing				
1973-1972		To Frame K9255	1	F463

STEERING



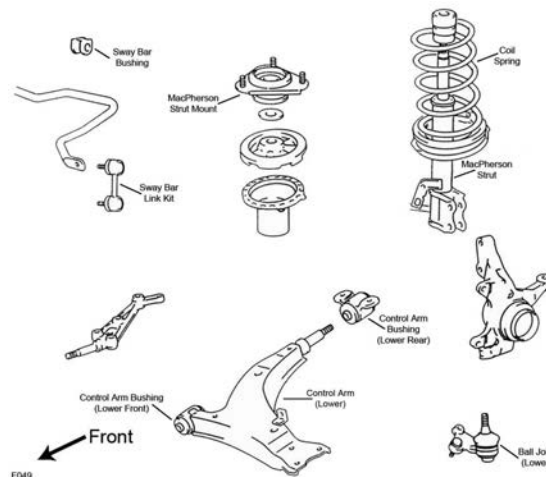
S265

Year	Model/Application	Part	P/C Qty	Figure
Tie Rod End				
1973-1972		Inner ES477R	2	S265

REAR SUSPENSION

Year	Model/Application	Part	P/C Qty	Figure
Control Arm Bushing				
1973-1972		Upper K9162	2	
		Lower K9162	2	
Sway Bar Repair Kit				
1973-1972	(Contains Bushings Only)	K90027	2	
Track Bar Bushing				
1973-1972		To Frame K90029	2	

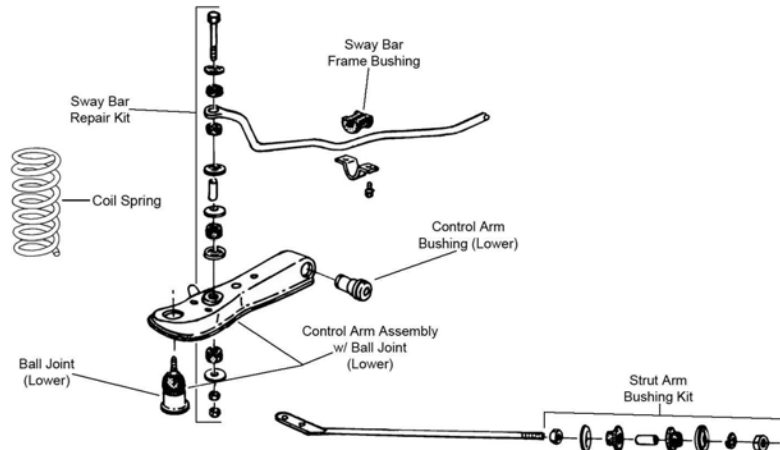
FRONT SUSPENSION



F049

TOYOTA-Celica (Cont.)

FRONT SUSPENSION (Cont.)



F463

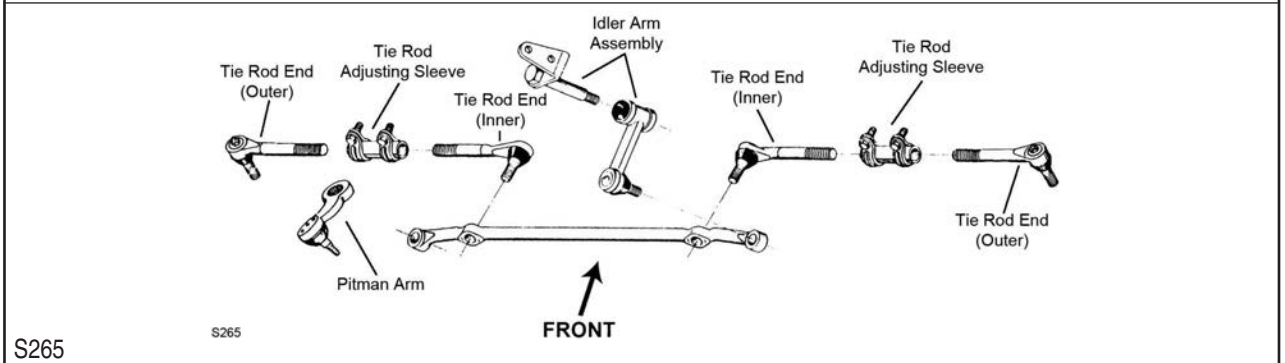
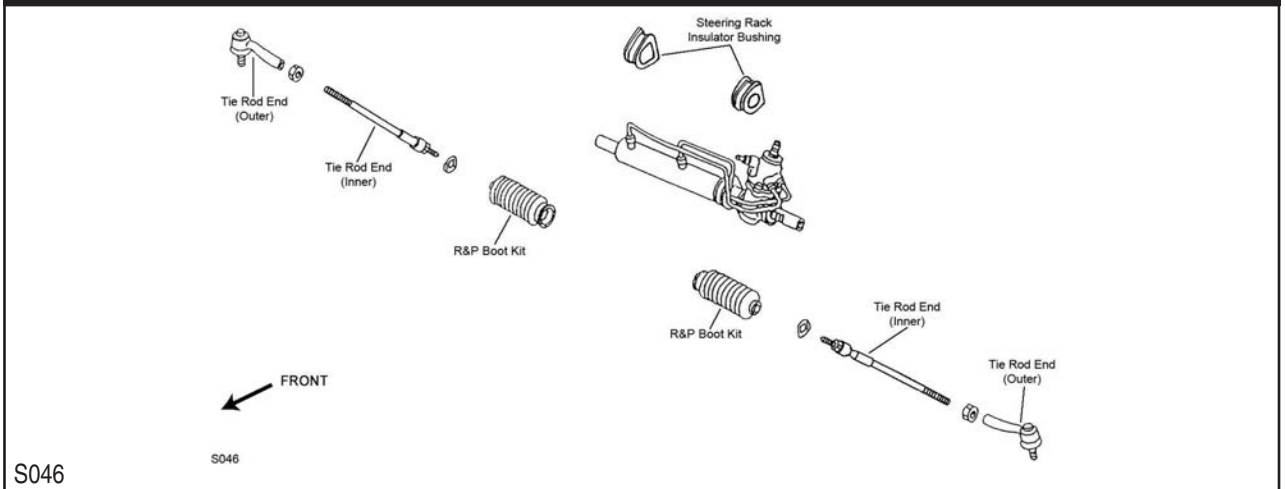
F463

Year	Model/Application	Part	P/C Qty	Figure
Ball Joint				
1990		Lower	K9649	2 F049
1989-1986	(Greaseable Socket Reduces Corrosion/Wear)	Lower	K9387 ‡	2 F049
1985-1971	(Powdered Metal Gusher Brg. For Better Lubrication)	Lower	K9083 ‡	2 F463
Control Arm				
1989-1986	(Contains Bushing, R-Series)	Left Lower	RK640427	1 F049
	(Contains Bushing, R-Series)	Right Lower	RK640771	1 F049
Control Arm Bushing				
1986		Lower	K9167	2 F049
1985-1971		Lower	K9167	2 F463
Control Arm with Ball Joint				
1985-1982	(R-Series)	Left Lower	RK620906	1 F463
	(Contains Bushing, R-Series)	Right Lower	RK620890	1 F463
1981-1976	(R-Series)	Left Lower	RK620580	1 F463
	(R-Series)	Right Lower	RK620581	1 F463
Strut Bumper Bellows				
1990-1987	(OE Material For Strut Performance And Longevity, Contains Bumper)		K90462 ‡	2 F049
1986	GT, GT-S, ST, (OE Material For Strut Performance And Longevity, Contains Bumper)		K90462 ‡	2 F049
1985-1982	(Replacement Type, Contains Bumper)		K90460	2
1981	GT, ST, (Replacement Type, Contains Bumper)		K90460	2
1980-1979	GT, LT, ST, (Replacement Type, Contains Bumper)		K90460	2
	LT, (OE Material For Strut Performance And Longevity, Contains Bumper)		K90462 ‡	2
1978-1976	(Replacement Type, Contains Bumper)		K90460	2
1975	From 10/75, (Replacement Type, Contains Bumper)		K90460	2
	Thru 8/75, (OE Material For Strut Performance And Longevity, Contains Bumper)		K90462 ‡	2
1974	(OE Material For Strut Performance And Longevity, Contains Bumper)		K90462 ‡	2
1973	From 6/73, (OE Material For Strut Performance And Longevity, Contains Bumper)		K90462 ‡	2
Strut Mount				
1990-1986	(Contains Bearing)		K9710	2 F049
1985-1975	(Contains Bearing)		K9728	2
Strut Rod Bushing				
1983-1977			K9216	1 F463
Sway Bar Bushing				
1990	24mm Sway Bar Diameter	To Frame	K90533	1 F049
1989-1986	GT, ST	To Frame	K90531	1 F049
1985-1982	Rack & Pinion Manual	To Frame	K9255	1 F463
	Rack & Pinion Power	To Frame	K90531	1 F463
1981	Conventional Power Steering	To Frame	K9245	1 F463
	GT, ST, Conventional Manual Steering	To Frame	K9255	1 F463
1980	Conventional Manual Steering, From 4/80	To Frame	K9255	1 F463
	GT, ST, Conventional Manual Steering, Thru 4/80	To Frame	K9254	1 F463
	GT, ST, Conventional Power Steering	To Frame	K9245	1 F463
	LT, Conventional Manual Steering, Thru 4/80	To Frame	K9258	1 F463
	LT, Conventional Power Steering, From 4/80	To Frame	K9245	1 F463

FRONT SUSPENSION (Cont.)

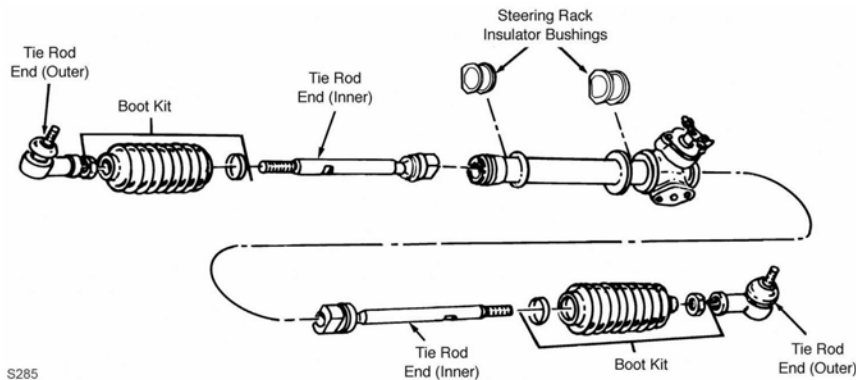
Year	Model/Application	Part	P/C Qty	Figure
Sway Bar Bushing				
1980 (Cont.)	LT, Conventional Power Steering, Thru 4/80	To Frame	K9255	1 F463
1979	Conventional Power Steering	To Frame	K9255	1 F463
1979-1978	Conventional Manual Steering	To Frame	K9258	1 F463
1978	Conventional Power Steering, Thru 2/78	To Frame	K9254	1 F463
1977-1976		To Frame	K9258	1 F463
1975	From 12/75	To Frame	K9258	1 F463
	GT, From 10/75 To 12/75	To Frame	K9245	1 F463
	GT, ST, Thru 10/75	To Frame	K9255	1 F463
	ST, From 10/75 To 12/75	To Frame	K9258	1 F463
1974		To Frame	K9245	1 F463
1973		To Frame	K9255	1 F463
1972	From 2/72 Thru 2/72	To Frame	K9255	1 F463
		To Frame	K9258	1 F463
1971		To Frame	K9258	1 F463
Sway Bar Link				
1990-1986			K750077	2 F049
Sway Bar Repair Kit				
1984-1974	(Heavy Duty Design) (Standard Design) 5" Length, (Includes Polyurethane Bushings And Solid Metal Sleeve For Enhanced Performance. Barrel Nut Allows For Easier Installation.)		K90308 K9222 K700530 ‡	2 F463 2 F463 2 F463

STEERING



TOYOTA-Celica (Cont.)

STEERING (Cont.)



S285

Year	Model/Application	Part	P/C Qty	Figure
Idler Arm				
1981-1978		K9084	1	S265
Pitman Arm				
1981-1976		K9124	1	S265
1975	From 9/75	K9124	1	S265
Rack & Pinion Boot Kit				
1985	Base Model, GT, ST, Manual Steering, Thru 7/85	Right K9325	1	S285
1985-1983	GT, GT-S, ST, Power Steering	Left K9322	1	S285
1984-1983	GT, GT-S, ST, Manual Steering	Right K9325	1	S285
1982	GT, ST, Manual Steering	Right K9325	1	S285
	GT, ST, Power Steering	Left K9322	1	S285
Tie Rod Adjusting Sleeve				
1981-1976		ES2173S	2	S265
Tie Rod End				
1990	(Full Ball Stud Provides 360 Degrees Of Smooth Rotation)	Inner EV286 ‡	2	S046
1990-1986		Outer ES2382	2	S046
1989-1986	(Full Ball Stud Provides 360 Degrees Of Smooth Rotation)	Inner EV261 ‡	2	S046
1985-1982	(Full Ball Stud Provides 360 Degrees Of Smooth Rotation)	Inner EV167 ‡	2	S285
	Rack & Pinion Manual, (Includes Sunoloy-Coated Metal Bearing To Combine Durability With Smooth Stud Swing)	Outer ES2242R ‡	2	S285
	Rack & Pinion Power	Outer ES2239R	2	S285
1981-1976		Inner ES2046R	2	S265
1975-1971		Inner ES477R	2	S265

REAR SUSPENSION

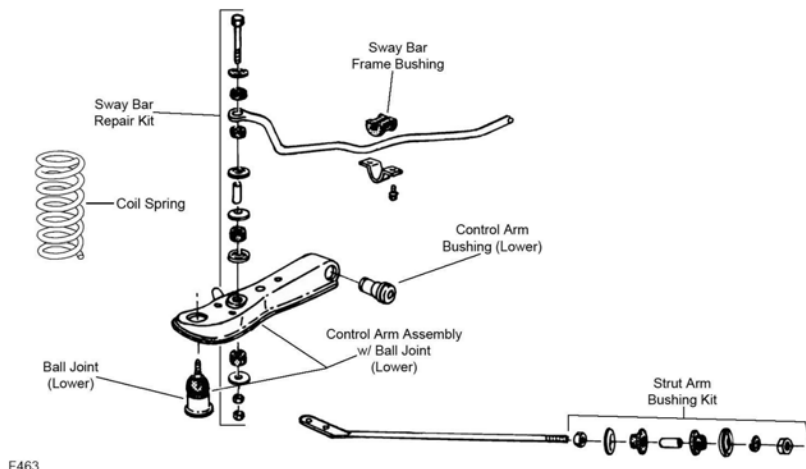
Year	Model/Application	Part	P/C Qty	Figure
Control Arm				
1989-1988	Front Wheel Drive, (R-Series)	Left Front Lower RK642298	1	
	Front Wheel Drive, (R-Series)	Right Front Lower RK642297	1	
1987-1986	(R-Series)	Left Front Lower RK642298	1	
	(R-Series)	Right Front Lower RK642297	1	
Control Arm Bushing				
1985-1971		Upper K9162	4	
1977-1971		Lower K9162	2	
Strut Bumper Bellows				
1990	GT, GT-S, ST, (Replacement Type, Contains Bumper)	K90460	2	
	Turbo All-Trac, (OE Material For Strut Performance And Longevity, Contains Bumper)	K90462 ‡	2	
1989-1986	(Original Equipment Type)	K201655	2	
1985	Base Model, Except Adjustable Suspension, (Replacement Type, Contains Bumper)	K90466	2	
Strut Mount				
1990	GT, GT-S, ST	K9690	2	
1989-1986		K9478	2	
Sway Bar Link				
1990-1987	(Powdered Metal Gusher Brg. For Better Lubrication)	K9545 ‡	2	
1986	GT, GT-S, ST, (Powdered Metal Gusher Brg. For Better Lubrication)	K9545 ‡	2	

REAR SUSPENSION (Cont.)

Year	Model/Application	Part	P/C Qty	Figure
Sway Bar Repair Kit				
1977-1971	(Contains Bushings Only)	K90027	2	
Track Bar Bushing				
1985-1970	To Frame	K90029	2	

Celica Supra-TOYOTA

FRONT SUSPENSION

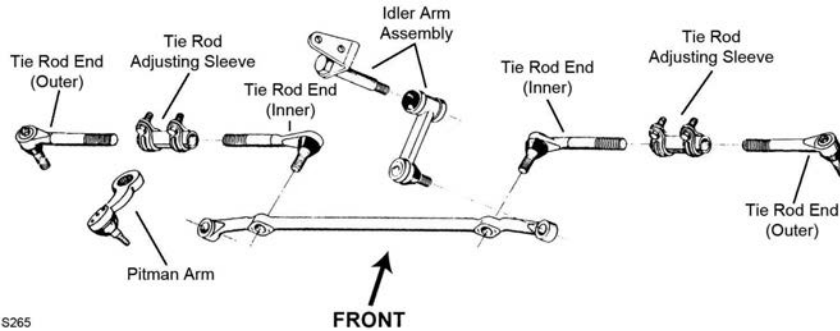


F463

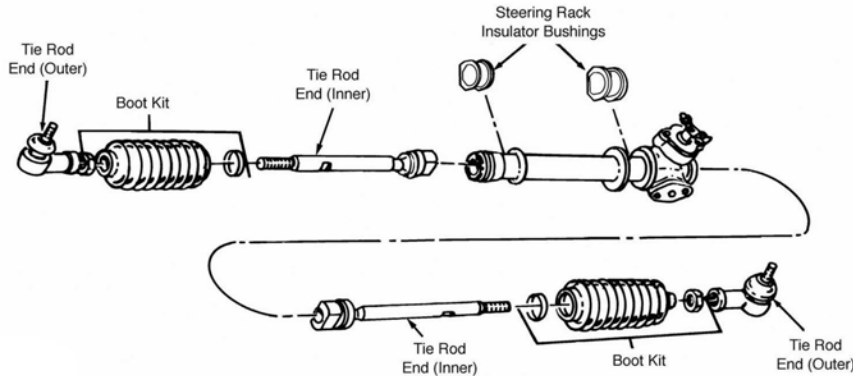
Year	Model/Application	Part	P/C Qty	Figure	
Ball Joint					
1986	From 1/86, (Powdered Metal Gusher Brg. For Better Lubrication) Thru 12/85, (Powdered Metal Gusher Brg. For Better Lubrication)	Lower Lower	K9521 ‡ K9085 ‡	2 2	F463
1985-1982	(Powdered Metal Gusher Brg. For Better Lubrication)	Lower	K9085 ‡	2	F463
1981-1979	(Powdered Metal Gusher Brg. For Better Lubrication)	Lower	K9083 ‡	2	F463
Control Arm					
1986	(Contains Bushing, R-Series) (Contains Bushing, R-Series)	Left Lower Right Lower	RK640427 RK640771	1 1	
Control Arm Bushing					
1986-1979		Lower	K9167	2	F463
Control Arm with Ball Joint					
1981-1979	(R-Series) (R-Series)	Left Lower Right Lower	RK620580 RK620581	1 1	F463 F463
Strut Bumper Bellows					
1986	Base Model, (Replacement Type, Contains Bumper)		K90460	2	
1985-1982	(Replacement Type, Contains Bumper)		K90460	2	
1981-1979	Base Model, (OE Material For Strut Performance And Longevity, Contains Bumper)		K90462 ‡	2	
Strut Mount					
1986	From 3/86, (Bearing Not Included) Thru 1/86, (Contains Bearing)		K90234 K9707	2 2	
1985-1982	(Contains Bearing)		K9707	2	
1981-1979	(Contains Bearing)		K9728	2	
Strut Rod Bushing					
1983-1982			K9216	1	F463
Sway Bar Bushing					
1985-1982		To Frame	K90531	1	F463
1981-1979	Except Performance Suspension Performance Suspension	To Frame To Frame	K9255 K9245	1 1	F463 F463
Sway Bar Repair Kit					
1984-1979	(Heavy Duty Design) (Standard Design) 5" Length, (Includes Polyurethane Bushings And Solid Metal Sleeve For Enhanced Performance. Barrel Nut Allows For Easier Installation.)		K90308 K9222 K700530 ‡	2 2 2	F463 F463 F463

TOYOTA-Celica Supra (Cont.)

STEERING



S265



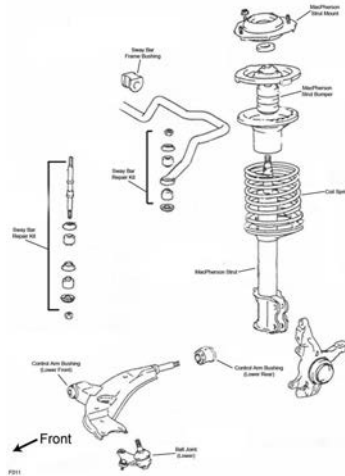
S373

Year	Model/Application	Part	P/C Qty	Figure	
Rack & Pinion Boot Kit					
1986	Thru 1/86	K9323	2	S373	
1985-1982		K9323	2	S373	
Tie Rod Adjusting Sleeve					
1981-1979		ES2173S	2	S265	
Tie Rod End					
1986	Thru 1/86, (Includes Sunoloy-Coated Metal Bearing To Combine Durability With Smooth Stud Swing)	Outer	ES2242R ‡	2	S373
	Thru 1/86, (Full Ball Stud Provides 360 Degrees Of Smooth Rotation)	Inner	EV167 ‡	2	S373
	Base Model, From 1/86	Outer	ES2924RL	2	
	Base Model, From 1/86, (Full Ball Stud Provides 360 Degrees Of Smooth Rotation)	Left Inner	EV243 ‡	1	
1985-1982	(Full Ball Stud Provides 360 Degrees Of Smooth Rotation)	Inner	EV167 ‡	2	S373
	Power Steering	Outer	ES2239R	2	S373
1981-1979		Inner	ES2046R	2	S265

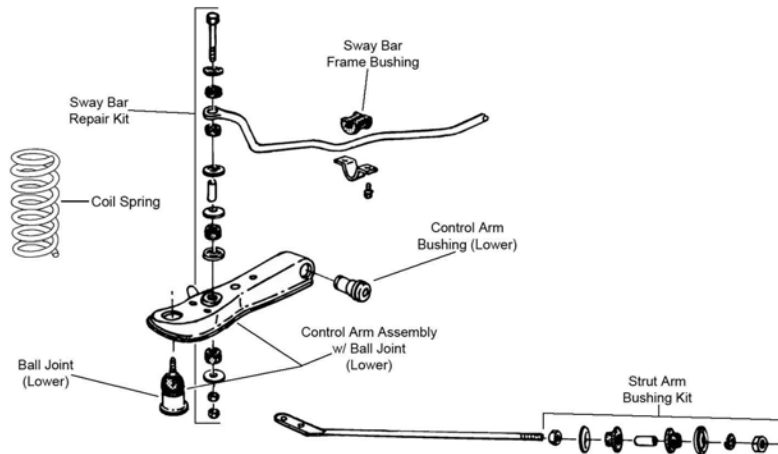
REAR SUSPENSION

Year	Model/Application	Part	P/C Qty	Figure
Control Arm Bushing				
1981-1979		Upper	K9162	4
Strut Bumper Bellows				
1986	Base Model, Except Adjustable Suspension, Thru 2/86, (Replacement Type, Contains Bumper)		K90466	2
1985-1982	Base Model, Except Adjustable Suspension, (Replacement Type, Contains Bumper)		K90466	2
Strut Mount				
1986	From 3/86, (Bearing Not Included)		K90233	2
Track Bar Bushing				
1985-1979		To Frame	K90029	2

FRONT SUSPENSION



F011



F463

F463

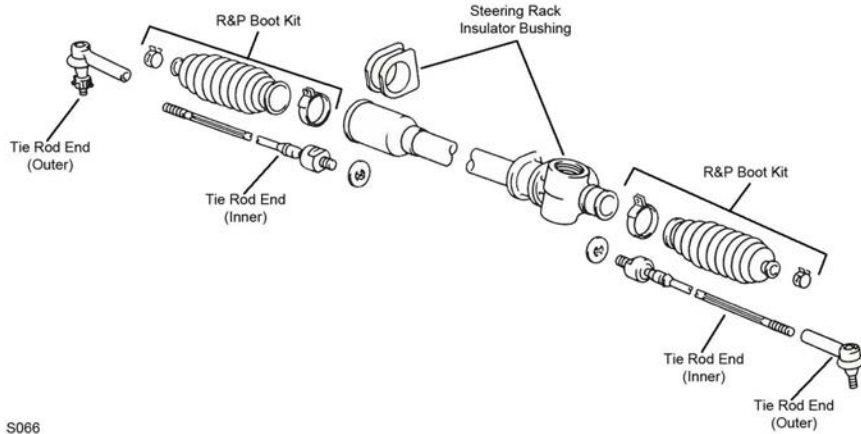
Year	Model/Application	Part	P/C Qty	Figure
Ball Joint				
1990-1989		Left Lower Right Lower	K9525 K9523	1 1 F011
1988	DLX ALL-TRAC, DX, GT-S, LE, SR5, SR5 ALL-TRAC DLX ALL-TRAC, DX, GT-S, LE, SR5, SR5 ALL-TRAC FX, FX16, FX16GT-S, (Powdered Metal Gusher Brg. For Better Lubrication)	Left Lower Right Lower Lower	K9525 K9523 K9342 ‡	1 1 2 F011 F011 F011
1987-1984	Front Wheel Drive, (Powdered Metal Gusher Brg. For Better Lubrication) 2 Dr. Coupe, Rear Wheel Drive, (Powdered Metal Gusher Brg. For Better Lubrication)	Lower Lower	K9342 ‡ K9083 ‡	2 2 F011 F463
1983-1975	(Powdered Metal Gusher Brg. For Better Lubrication)	Lower	K9083 ‡	2 F463
Control Arm				
1990-1989	(Contains Bushing, R-Series) (Contains Bushings, R-Series)	Right Lower Right Lower	RK640809 RK640808	1 1 F011 F011
1988	2 Dr. Coupe, (Contains Bushings, R-Series) 4 Dr. Sedan, 4 Dr. Station Wagon, (Contains Bushings, R-Series) DLX ALL-TRAC, DX, GT-S, LE, SR5, SR5 ALL-TRAC, (Contains Bushing, R-Series)	Right Lower Right Lower Right Lower	RK640808 RK640808 RK640809	1 1 1 F011 F011
1987-1984	Rear Wheel Drive, (R-Series) Rear Wheel Drive, (R-Series)	Left Lower Right Lower	RK640429 RK640428	1 1 F463 F463
Control Arm Bushing				
1988-1984	Front Wheel Drive	Lower	K9426	2 F011
1987-1984	Rear Wheel Drive	Lower	K9167	2 F463
1983-1971		Lower	K9167	2 F463
Strut Bumper Bellows				
1990	2 Dr. Coupe, (OE Material For Strut Performance And Longevity, Contains Bumper) 4 Dr. Station Wagon, (OE Material For Strut Performance And Longevity, Contains Bumper)		K90462 ‡ K90462 ‡	2 2 F011
1990-1988	4 Dr. Sedan, Front Wheel Drive, (OE Material For Strut Performance And Longevity, Contains Bumper)		K90462 ‡	2 F011
1979-1977	1166cc(1.2L), (OE Material For Strut Performance And Longevity, Contains Bumper)		K90462 ‡	2

TOYOTA-Corolla (Cont.)

FRONT SUSPENSION (Cont.)

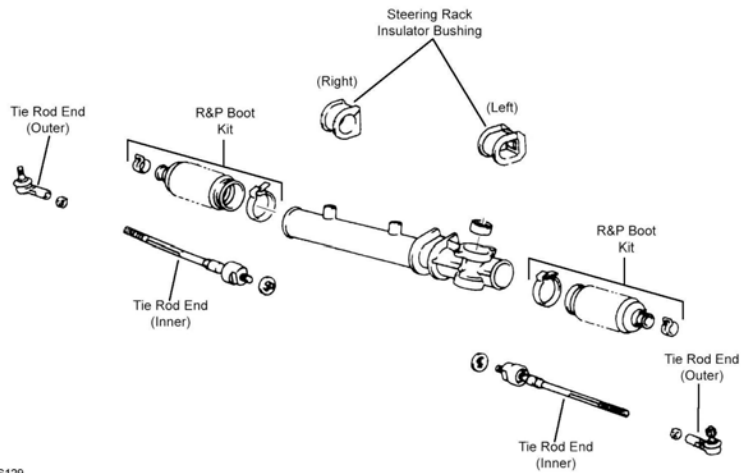
Year	Model/Application	Part	P/C Qty	Figure	
Strut Bumper Bellows					
1976	2 Dr. Coupe, 2 Dr. Sedan, 4 Dr. Sedan, (OE Material For Strut Performance And Longevity, Contains Bumper)	K90462 ‡	2		
1976-1975	4 Dr. Station Wagon, (Replacement Type, Contains Bumper)	K90460	2		
1975	2 Dr. Sedan, 4 Dr. Sedan, (OE Material For Strut Performance And Longevity, Contains Bumper)	K90462 ‡	2		
1974	Thru 6/74, (OE Material For Strut Performance And Longevity, Contains Bumper)	K90462 ‡	2		
	2 Dr. Coupe, 2 Dr. Sedan, 4 Dr. Sedan, From 8/74, (OE Material For Strut Performance And Longevity, Contains Bumper)	K90462 ‡	2		
	4 Dr. Station Wagon, From 8/74, (Replacement Type, Contains Bumper)	K90460	2		
1973-1971	(OE Material For Strut Performance And Longevity, Contains Bumper)	K90462 ‡	2		
1970	From 5/70, (OE Material For Strut Performance And Longevity, Contains Bumper)	K90462 ‡	2		
Strut Mount					
1990	DLX ALL-TRAC, DX, LE, SR5, STD, (Contains Bearing)	K9904	2	F011	
1990-1988	GT-S, (Contains Bearing)	K9905	2		
1989-1988	DLX ALL-TRAC, DX, LE, SR5, (Contains Bearing)	K9904	2	F011	
1988	FX, FX16, FX16GT-S, (Contains Bearing)	K9488	2	F011	
1987-1984	Front Wheel Drive, (Contains Bearing)	K9488	2	F011	
1981-1980	(Contains Bearing)	K9644	2		
1974-1970	(Contains Bearing)	K9644	2		
Strut Rod Bushing					
1979-1975	17mm Threads	K9216	1	F463	
Strut Spring Seat					
1990-1988	4 Dr. Sedan, 4 Dr. Station Wagon, (Contains Isolators, Requires Bumper Bellow) 4 Dr. Sedan, 4 Dr. Station Wagon, (Reduces Noise)	Upper	K160075 ‡	2	F011
		Lower	K160076 ‡	2	F011
Sway Bar Bushing					
1987-1985	GT-S, 2 Dr. Coupe, Rear Wheel Drive	To Frame	K9245	1	F463
1987-1984	DX, SR5, 2 Dr. Coupe, Rear Wheel Drive, 20mm Or 21mm Sway Bar Diameter	To Frame	K9396	1	F463
1985-1984	4 Dr. Sedan, 5 Dr. Hatchback, Front Wheel Drive	To Frame	K90531	1	F011
1983	2 Dr. Coupe, 2 Dr. Hardtop, 2 Dr. Hatchback, 4 Dr. Sedan	To Frame	K9245	1	F463
1982	Vehicles Built For US Market	To Frame	K9255	1	F463
1981-1980	Vehicles Built For Canadian Market	To Frame	K9245	1	F463
	4 Dr. Station Wagon, Vehicles Built For US Market	To Frame	K9255	1	F463
Sway Bar Link					
1990-1988	GT-S, 2 Dr. Coupe		K750077	2	
Sway Bar Repair Kit					
1990-1988	(Heavy Duty Design) 5" Length, (Includes Polyurethane Bushings And Solid Metal Sleeve For Enhanced Performance. Barrel Nut Allows For Easier Installation.)		K90308	2	F011
			K700530 ‡	2	F011
1987-1984	5" Length, (Includes Polyurethane Bushings And Solid Metal Sleeve For Enhanced Performance. Barrel Nut Allows For Easier Installation.) 2 Dr. Hatchback, 4 Dr. Sedan, 5 Dr. Hatchback, (Heavy Duty Design)		K700530 ‡	2	F011, F463
			K90308	2	F011, F463
1983-1974	(Heavy Duty Design) (Standard Design) 5" Length, (Includes Polyurethane Bushings And Solid Metal Sleeve For Enhanced Performance. Barrel Nut Allows For Easier Installation.)		K90308	2	F463
			K9222	2	F463
			K700530 ‡	2	F463
Wheel Hub Repair Kit					
1990-1988	Front Wheel Drive		518507	2	

STEERING



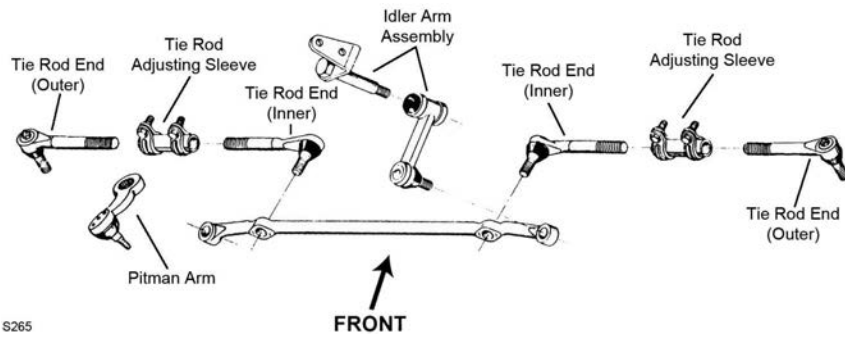
S066

S066



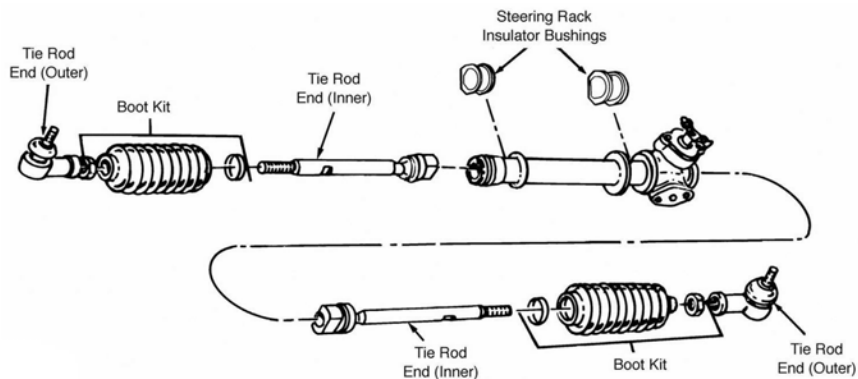
S129

S129



S265

S265



S373

Tie Rod End (Inner)

Boot Kit

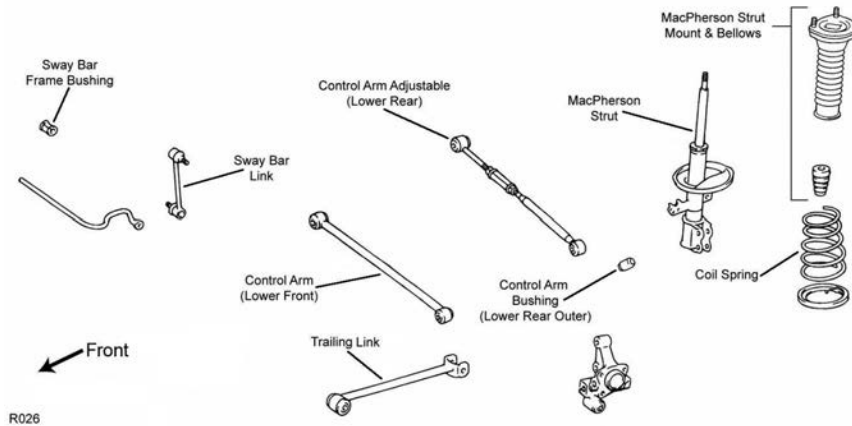
Tie Rod End (Outer)

TOYOTA-Corolla (Cont.)

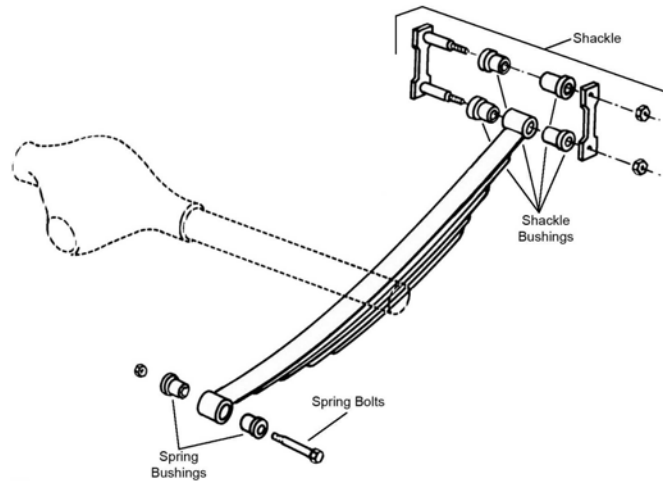
STEERING (Cont.)

Year	Model/Application	Part	P/C Qty	Figure
Idler Arm				
1982-1980	1770cc(1.8L), Manual Steering, (Greaseable Socket Reduces Corrosion/Wear, Without Bracket)	K9289 ‡	1	S265
Pitman Arm				
1982-1980	Manual Steering 5 Speed Manual Transmission, Power Steering	K9132 K9420	1 1	S265 S265
1979-1977	1166cc(1.2L), (Greaseable Socket Reduces Corrosion/Wear) 1588cc(1.6L), (Greaseable Socket Reduces Corrosion/Wear)	K9414 ‡ K9414 ‡	1 1	S265 S265
1976		K9120	1	S265
1975	From 8/74	K9120	1	S265
Rack & Pinion Boot Kit				
1990-1988	Manual Steering Power Steering SR5, 2 Dr. Coupe, Power Steering	Right K9319 K9320 K9321	1 2 2	S066 S129 S129
1987	DX, LE, LE Limited, Front Wheel Drive, Power Steering	K9321	2	S129
1987-1986	Rear Wheel Drive, Power Steering 2 Dr. Coupe, Rear Wheel Drive, Power Steering	K90079 K9320	2 2	S129 S129
1987-1984	Front Wheel Drive, Manual Steering Rear Wheel Drive, Manual Steering	Right K9319 K9002	1 1	S066 S066
1986	Front Wheel Drive, Power Steering	K9321	2	S129
1985	2 Dr. Hatchback, Rear Wheel Drive, Power Steering, Thru 7/85 1839cc(1.8L), 2 Dr. Hatchback, 4 Dr. Sedan, 5 Dr. Hatchback, Power Steering	K9359 K9320	2 2	S129 S129
1985-1984	Gasoline, Front Wheel Drive, Power Steering	K9321	2	S129
1984	2 Dr. Hatchback, Rear Wheel Drive, Power Steering	K9359	2	S129
1983	Manual Steering	Right K9002	1	S373
Steering Rack Insulator Bushing				
1988	FX, FX16, FX16GT-S, Power Steering, (Contains Both Left And Right)	K9456	1	S066
1987-1985	2 Dr. Hatchback, 4 Dr. Sedan, 5 Dr. Hatchback, Power Steering, (Contains Both Left And Right)	K9456	1	S066
1984	4 Dr. Sedan, 5 Dr. Hatchback, Power Steering, (Contains Both Left And Right)	K9456	1	S066
Tie Rod Adjusting Sleeve				
1982-1980		ES2901S	2	S265
Tie Rod End				
1990-1989	Rack & Pinion Manual, (Full Ball Stud Provides 360 Degrees Of Smooth Rotation) Rack & Pinion Power, (Full Ball Stud Provides 360 Degrees Of Smooth Rotation)	Outer Inner Inner ES2382 EV239 ‡ EV240 ‡	2 2 2	S066, S129 S066 S129
1988	Power Steering DLX ALL-TRAC, DX, GT-S, LE, SR5, Rack & Pinion Manual, (Full Ball Stud Provides 360 Degrees Of Smooth Rotation) DLX ALL-TRAC, DX, GT-S, LE, SR5, Rack & Pinion Power, (Full Ball Stud Provides 360 Degrees Of Smooth Rotation) FX, FX16, FX16GT-S, Rack & Pinion Power, (Full Ball Stud Provides 360 Degrees Of Smooth Rotation)	Outer Inner Inner Inner ES2382 EV239 ‡ EV240 ‡ EV189 ‡	2 2 2 2	S066, S129 S066 S129 S129
1987	Rear Wheel Drive, Rack & Pinion Power, (Full Ball Stud Provides 360 Degrees Of Smooth Rotation)	Inner EV168 ‡	2	S129
1987-1986	Rear Wheel Drive, Rack & Pinion Manual, (Full Ball Stud Provides 360 Degrees Of Smooth Rotation)	Inner EV165 ‡	2	S066
1987-1985	Front Wheel Drive Front Wheel Drive, Rack & Pinion Manual, (Full Ball Stud Provides 360 Degrees Of Smooth Rotation) Front Wheel Drive, Rack & Pinion Power, (Full Ball Stud Provides 360 Degrees Of Smooth Rotation)	Outer Inner Inner ES2382 EV190 ‡ EV189 ‡	2 2 2	S066, S129 S066 S129
1985-1984	Rear Wheel Drive, (Full Ball Stud Provides 360 Degrees Of Smooth Rotation)	Inner EV165 ‡	2	S066
1984	Front Wheel Drive Front Wheel Drive, Rack & Pinion Manual, (Full Ball Stud Provides 360 Degrees Of Smooth Rotation) Front Wheel Drive, Rack & Pinion Power, (Full Ball Stud Provides 360 Degrees Of Smooth Rotation)	Outer Inner Inner ES2270R EV178 ‡ EV188 ‡	2 2 2	S066, S129 S066 S129
1983	2 Dr. Sedan, 4 Dr. Sedan, Rack & Pinion Manual, (Full Ball Stud Provides 360 Degrees Of Smooth Rotation) 2 Dr. Sedan, 4 Dr. Sedan, Rack & Pinion Power, (Full Ball Stud Provides 360 Degrees Of Smooth Rotation)	Inner Inner EV165 ‡ EV168 ‡	2 2	S373 S373
1982-1980		Inner ES2046R	2	S265
1979-1975		Inner ES477R	2	S265
1974-1970	7.438" From Stud Center To Body End	Inner ES2031R	2	S265

REAR SUSPENSION



R026



R309

Year	Model/Application	Part	P/C Qty	Figure
Leaf Spring Shackle Bushing				
1983-1980	4 Dr. Station Wagon	Upper	K201005	4 R309
Strut Bumper Bellows				
1990	Front Wheel Drive, (Contains Bumper)		K90461	2
1990-1988	4 Dr. Sedan, 4 Dr. Station Wagon, Front Wheel Drive, (Original Equipment Type) GT-S, 2 Dr. Coupe, (Original Equipment Type)		K201655 K201655	2 2
1989-1988	(Contains Bumper)		K90461	2
1987-1986	2 Dr. Hatchback, 4 Dr. Sedan, 5 Dr. Hatchback, Front Wheel Drive, (Contains Bumper)		K90461	2
1984	1587cc(1.6L), 2 Dr. Hatchback, 4 Dr. Sedan, 5 Dr. Hatchback, Front Wheel Drive, (Contains Bumper)		K90461	2
Strut Mount				
1990-1988	4 Dr. Sedan, Front Wheel Drive	Left	K6491	1
	4 Dr. Sedan, Front Wheel Drive	Right	K6510	1
1988	FX, FX16, FX16GT-S		K9478	2
1987-1984	Front Wheel Drive		K9478	2
Sway Bar Bushing				
1990-1988	.730" Sway Bar Diameter	To Frame	K9258	1
1983-1980	.730" Sway Bar Diameter	To Frame	K9258	1
Sway Bar Link				
1990-1989	(Powdered Metal Gusher Brg. For Better Lubrication)		K9545 ‡	2
1988	2 Dr. Coupe, 4 Dr. Sedan, 4 Dr. Station Wagon, (Powdered Metal Gusher Brg. For Better Lubrication)		K9545 ‡	2
Track Bar Bushing				
1990-1988	All Wheel Drive	To Frame	K90029	2
1987-1984	2 Dr. Coupe, Rear Wheel Drive	To Frame	K90029	2
1983-1980	2 Dr. Coupe, 2 Dr. Hardtop, 2 Dr. Hatchback, 2 Dr. Sedan, 4 Dr. Sedan	To Frame	K90029	2
Trailing Link				
1990-1989	Front Wheel Drive, (R-Series)		RK641934	2 R026

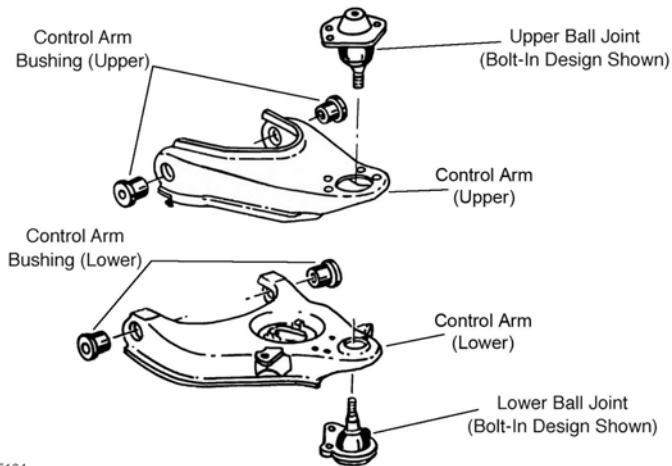
TOYOTA-Corolla (Cont.)

REAR SUSPENSION (Cont.)

Year	Model/Application	Part	P/C Qty	Figure
Trailing Link				
1988	2 Dr. Coupe, 4 Dr. Sedan, 4 Dr. Station Wagon, Front Wheel Drive, (R-Series)	RK641934	2	R026

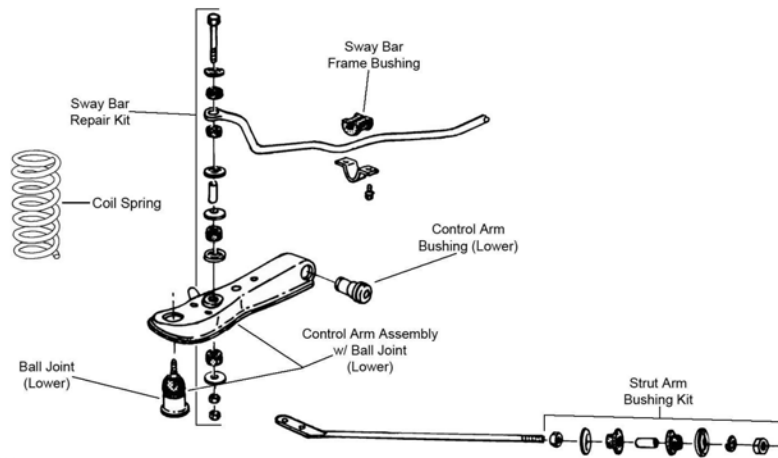
TOYOTA-Corona

FRONT SUSPENSION



F164

F164



F463

F463

Year	Model/Application	Part	P/C Qty	Figure	
Ball Joint					
1982-1979	(Press In Type, Powdered Metal Gusher Brg. For Better Lubrication)	Lower	K9083 ‡	2	F463
Control Arm Bushing					
1982-1979		Lower	K9167	2	F463
1978-1976	(Contains Front And Rear Bushings)	Upper	K9538	2	F164
Strut Bumper Bellows					
1982-1979	(OE Material For Strut Performance And Longevity, Contains Bumper)		K90462 ‡	2	
Strut Mount					
1982-1980	(Contains Bearing)		K9728	2	
Sway Bar Bushing					
1982-1979	Conventional Power Steering	To Frame	K9245	1	F463
	4 Dr. Sedan, 5 Dr. Hatchback, Conventional Manual Steering	To Frame	K9255	1	F463
1978	4 Dr. Station Wagon, From 12/77	To Frame	K9255	1	
	4 Dr. Station Wagon, Thru 12/77	To Frame	K9258	1	
1978-1975	2 Dr. Hardtop, 2 Dr. Sedan, 4 Dr. Sedan	To Frame	K9255	1	
1977-1974	4 Dr. Station Wagon	To Frame	K9258	1	
1974	DLX, 2 Dr. Hardtop, 2 Dr. Sedan, 4 Dr. Sedan	To Frame	K9255	1	

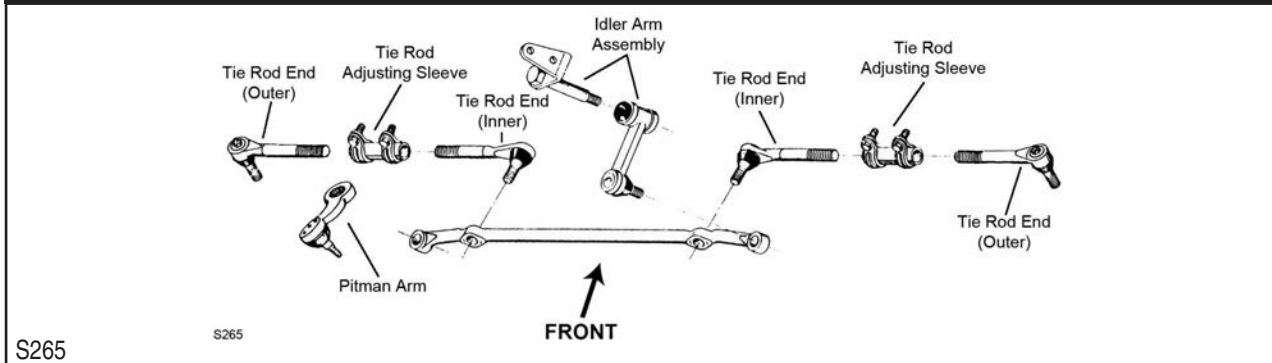
FRONT SUSPENSION (Cont.)				
Year	Model/Application	Part	P/C Qty	Figure
Sway Bar Bushing				
1974 (Cont.)	STD, 2 Dr. Sedan	To Frame	K9258	1
1972	2 Dr. Coupe, Thru 11/71	To Frame	K9255	1
1971	2 Dr. Coupe	To Frame	K9255	1
	4 Dr. Sedan	To Frame	K9258	1
Sway Bar Repair Kit				
1982-1979	(Standard Design) 5" Length, (Includes Polyurethane Bushings And Solid Metal Sleeve For Enhanced Performance. Barrel Nut Allows For Easier Installation.)		K9222 K700530 ‡	2 2
1978-1974	(Includes Polyurethane Bushings And Solid Metal Sleeve For Enhanced Performance. Barrel Nut Allows For Easier Installation.) (Standard Design)		K700531 ‡ K8097	2 2
STEERING				
<p style="text-align: center;">S265</p>				
1982-1979			K9084	1
Idler Arm				
1982-1979	Manual Steering		K9124	1
1977	Thru 1/77		K9126	1
1976-1974			K9126	1
Pitman Arm				
1982-1979	Manual Steering		K9124	1
1977	Thru 1/77		K9126	1
1976-1974			K9126	1
Tie Rod Adjusting Sleeve				
1982-1979			ES2173S	2
1978-1974		Right	ES460S	1
1973			ES460S	2
1972-1971	1700, Base Model		ES460S	2
1970	1600, 1700, Base Model		ES460S	2
Tie Rod End				
1982-1979		Inner	ES2046R	2
1978-1974		Left Inner	ES2009R	1
		Right Inner	ES480R	1
1973	5.625" From Stud Center To Body End	Right Inner	ES480R	1
	8.688" From Stud Center To Body End	Left Inner	ES2009R	1
1973-1970	5.25" From Stud Center To Body End	Inner	EV801019	2
REAR SUSPENSION				
Year	Model/Application	Part	P/C Qty	Figure
Leaf Spring Shackle Bushing				
1980-1974	4 Dr. Station Wagon	Upper	K201005	4
Track Bar Bushing				
1981-1979	4 Dr. Sedan, 5 Dr. Hatchback	To Frame	K90029	2
1980-1978		To Frame	K90029	2

TOYOTA-Corona Mk II

FRONT SUSPENSION

Year	Model/Application	Part	P/C Qty	Figure
Sway Bar Bushing				
1976-1975		To Frame	K9245	1
1974	4 Dr. Station Wagon, Thru 12/74	To Frame	K9255	1
Sway Bar Repair Kit				
1976-1974	(Includes Polyurethane Bushings And Solid Metal Sleeve For Enhanced Performance. Barrel Nut Allows For Easier Installation.)		K7305 K700526 ‡	2 2

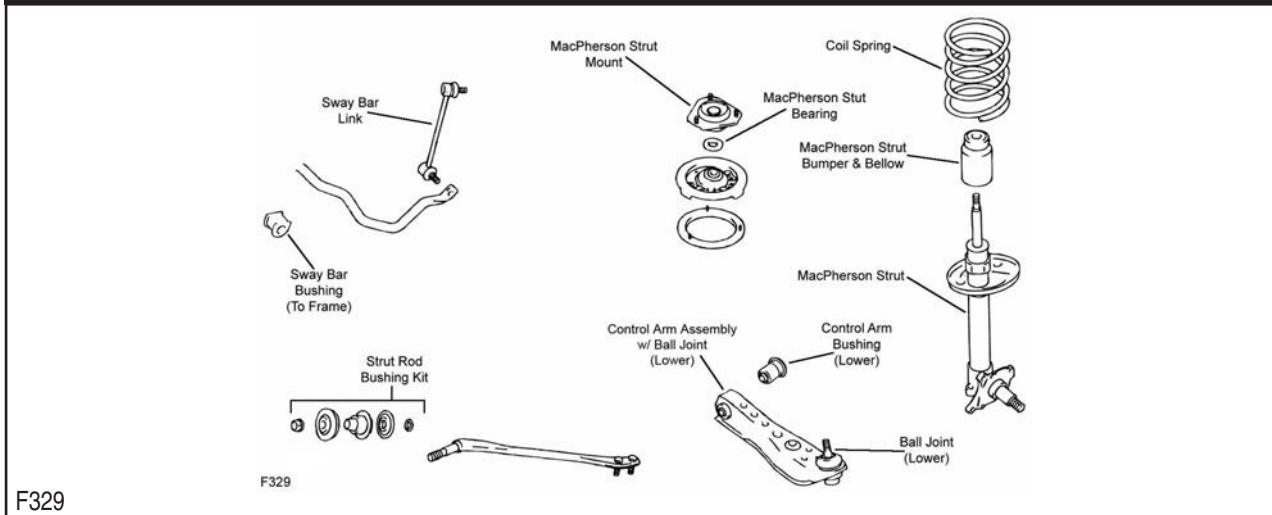
STEERING



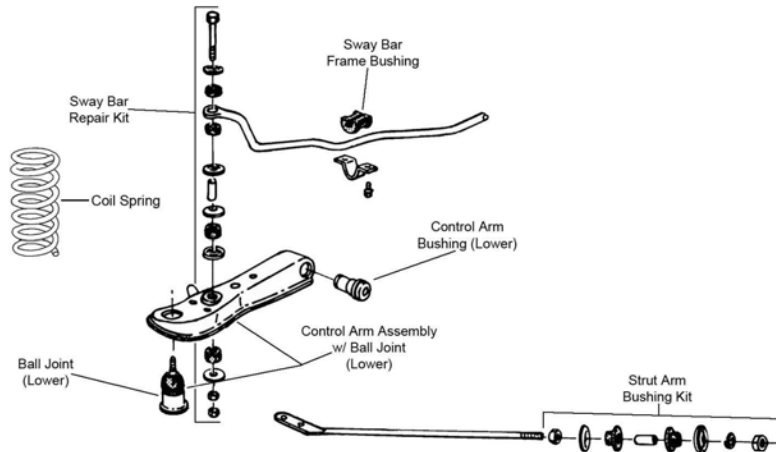
Year	Model/Application	Part	P/C Qty	Figure
Tie Rod End				
1972-1969	14mm Threads	Inner	EV801019	2 S265

TOYOTA-Cressida

FRONT SUSPENSION



FRONT SUSPENSION (Cont.)



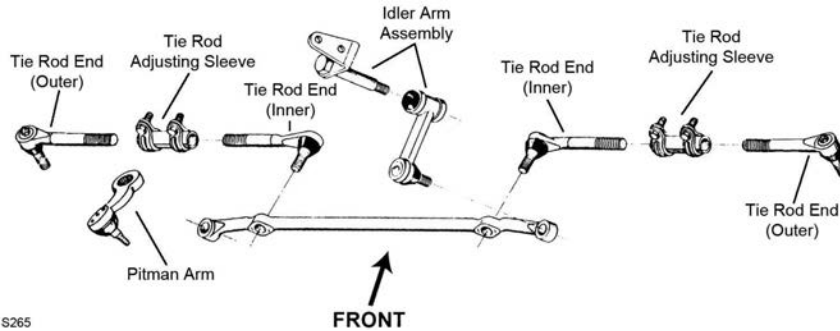
F463

F463

Year	Model/Application	Part	P/C Qty	Figure
Ball Joint				
1990-1989	(Powdered Metal Gusher Brg. For Better Lubrication)	Lower	K9085 ‡	2 F329
1988-1978	(Powdered Metal Gusher Brg. For Better Lubrication)	Lower	K9085 ‡	2 F463
Control Arm Bushing				
1990-1989		Lower	K201095	2 F329
1988-1978		Lower	K9167	2 F463
Control Arm with Ball Joint				
1990-1989	(R-Series)	Left Lower	RK620584	1 F329
	(R-Series)	Right Lower	RK620585	1 F329
1988-1985	(R-Series)	Left Lower	RK9439	1 F463
	(R-Series)	Right Lower	RK9437	1 F463
1984-1981	(Contains Bushing, R-Series)	Left Lower	RK620824	1 F463
	(Contains Bushing, R-Series)	Right Lower	RK620810	1 F463
1984-1978	(R-Series)	Left Lower	RK620583	1 F463
	(R-Series)	Right Lower	RK620582	1 F463
Strut Bumper Bellows				
1990-1989	Except Electronic Suspension, (OE Material For Strut Performance And Longevity, Contains Bumper)		K90462 ‡	2 F329
1988-1983	Except Electronic Suspension, (OE Material For Strut Performance And Longevity, Contains Bumper)		K90462 ‡	2
1982-1978	(OE Material For Strut Performance And Longevity, Contains Bumper)		K90462 ‡	2
Strut Mount				
1990-1989	(Contains Bearing)		K9707	2 F329
1988-1985	Automatic Transmission, Except Electronic Suspension, (Contains Bearing)		K9707	2
1982-1978	(Contains Bearing)		K9640	2
Strut Rod Bushing				
1983-1981			K9216	1 F463
Sway Bar Bushing				
1984-1981		To Frame	K9245	1 F463
1980-1978	4 Dr. Station Wagon	To Frame	K9254	1 F463
Sway Bar Link				
1990-1989		Left	K90314	1 F329
		Right	K90334	1 F329
Sway Bar Repair Kit				
1988-1985	(Includes Polyurethane Bushings And Solid Metal Sleeve For Enhanced Performance. Barrel Nut Allows For Easier Installation.)		K700525 ‡	2 F463
	(Standard Design)		K9224	2 F463
1984-1983	(Standard Design)		K9222	2 F463
	5" Length, (Includes Polyurethane Bushings And Solid Metal Sleeve For Enhanced Performance. Barrel Nut Allows For Easier Installation.)		K700530 ‡	2 F463
1982-1978	(Includes Polyurethane Bushings And Solid Metal Sleeve For Enhanced Performance. Barrel Nut Allows For Easier Installation.)		K7305	2 F463
			K700526 ‡	2 F463

TOYOTA-Cressida (Cont.)

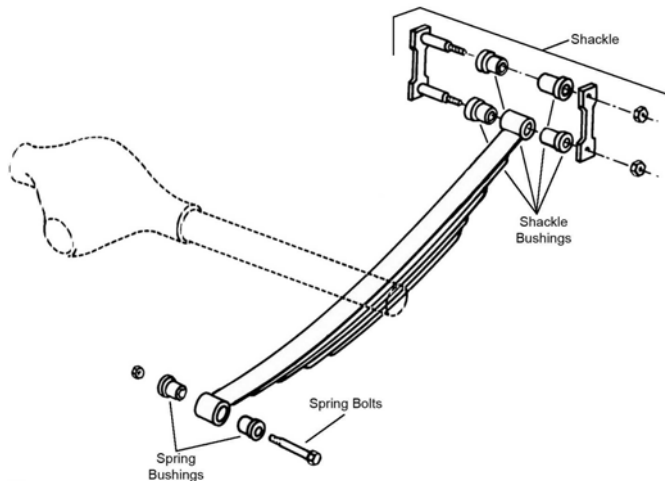
STEERING



S265

Year	Model/Application	Part	P/C Qty	Figure
Idler Arm				
1984-1981		K9005	1	S265
Pitman Arm				
1984-1978		K9363	1	S265
Rack & Pinion Boot Kit				
1990-1986	Left	K8581	1	
1990-1985	Right Outer	K150330	1	
1985	Left	K9858	1	
Tie Rod Adjusting Sleeve				
1984-1978		ES460S	2	S265
Tie Rod End				
1990-1989	(Full Ball Stud Provides 360 Degrees Of Smooth Rotation) (Full Ball Stud Provides 360 Degrees Of Smooth Rotation)	Left Inner Right Inner	EV244 ‡ EV245 ‡	1 1
1990-1985		Outer	ES2268R	2
1988-1985	(Full Ball Stud Provides 360 Degrees Of Smooth Rotation) (Full Ball Stud Provides 360 Degrees Of Smooth Rotation)	Left Inner Right Inner	EV198 ‡ EV199 ‡	1 1
1984-1981		Inner	ES2371	2
1980-1978		Inner	EV801020	2

REAR SUSPENSION



R309

Year	Model/Application	Part	P/C Qty	Figure
Leaf Spring Shackle Bushing				
1980-1978	4 Dr. Station Wagon	K201005	8	R309
Strut Mount				
1990-1989		K90235	2	
Sway Bar Link				
1989	(Improves Upon OE Design)	K750344 ‡	2	

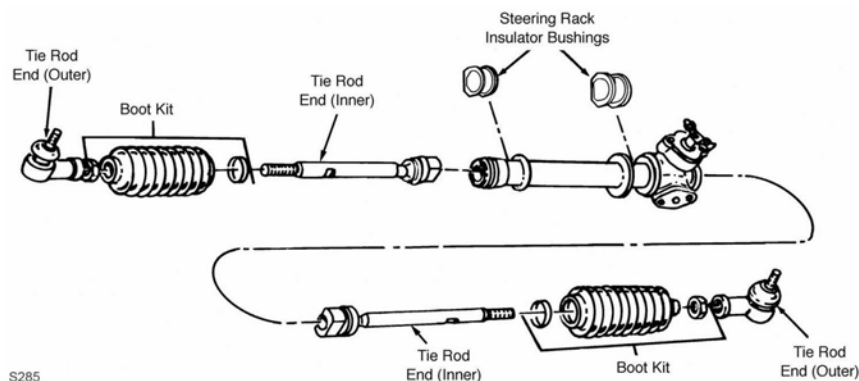
Crown-TOYOTA

FRONT SUSPENSION				
Year	Model/Application	Part	P/C Qty	Figure
Ball Joint				
1972-1968		Upper Lower	K9024 K500267	2 2

MR2-TOYOTA

FRONT SUSPENSION				
Year	Model/Application	Part	P/C Qty	Figure
Ball Joint				
1990-1985		Lower	K9345	2
Strut Bumper Bellows				
1990-1985	(OE Material For Strut Performance And Longevity, Contains Bumper)		K90462 ‡	2
Strut Mount				
1990	(Contains Bearing)		K9847	2

STEERING



STEERING				
Year	Model/Application	Part	P/C Qty	Figure
Rack & Pinion Boot Kit				
1990	Manual Steering Power Steering Power Steering	Right Left Right	K9315 K9321 K9315	1 1 1
1989-1985	Manual Steering	Right	K9002	1 S285
Tie Rod End				
1989-1985	(Full Ball Stud Provides 360 Degrees Of Smooth Rotation)	Outer Inner	ES2270R EV284 ‡	2 2 S285

REAR SUSPENSION

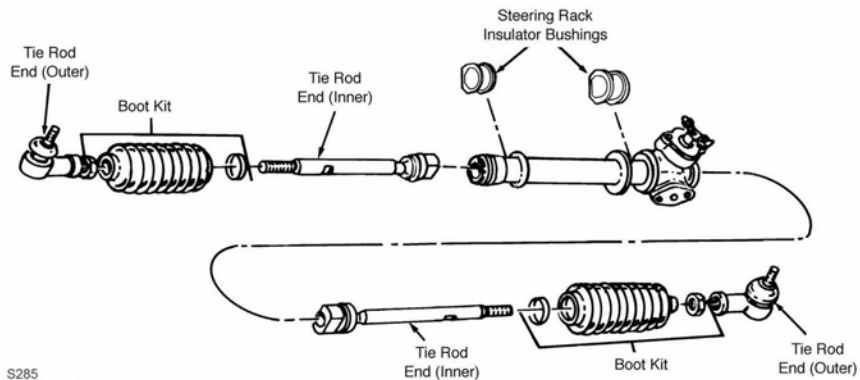
REAR SUSPENSION				
Year	Model/Application	Part	P/C Qty	Figure
Ball Joint				
1989-1987		Lower	K9352	2
Strut Bumper Bellows				
1990-1985	(OE Material For Strut Performance And Longevity, Contains Bumper)		K90462 ‡	2

Starlet-TOYOTA

FRONT SUSPENSION				
Year	Model/Application	Part	P/C Qty	Figure
Control Arm with Ball Joint				
1984-1981	(Contains Pivot Bushing Only, R-Series)	Lower	RK9147	2
Strut Bumper Bellows				
1984-1981	(OE Material For Strut Performance And Longevity, Contains Bumper)		K90462 ‡	2
Strut Mount				
1984-1981	(Contains Bearing)		K9644	2
Sway Bar Bushing				
1984-1981		To Frame	K9239	1

TOYOTA-Starlet (Cont.)

STEERING



S285

Year	Model/Application	Part	P/C Qty	Figure	
Rack & Pinion Boot Kit					
1984-1981		Left Right	K9315 K9314	1 1	S285 S285
Tie Rod End					
1984-1981	(Full Ball Stud Provides 360 Degrees Of Smooth Rotation)	Inner	EV165 ‡	2	S285

TOYOTA-Supra

FRONT SUSPENSION

Year	Model/Application	Part	P/C Qty	Figure	
Ball Joint					
1990-1987	(Powdered Metal Gusher Brg. For Better Lubrication)	Lower	K9521 ‡	2	
1986	From 1/86, (Powdered Metal Gusher Brg. For Better Lubrication) Thru 12/85, (Powdered Metal Gusher Brg. For Better Lubrication)	Lower Lower	K9521 ‡ K9085 ‡	2 2	
Control Arm Bushing					
1986		Lower	K9167	2	
Control Arm with Ball Joint					
1990-1986	(R-Series)	Right Upper	RK621310	1	
Strut Bumper Bellows					
1990-1986	(Replacement Type, Contains Bumper)		K90460	2	
Strut Mount					
1990-1987	(Bearing Not Included)		K90234	2	
1986	From 3/86, (Bearing Not Included) Thru 2/86, (Contains Bearing)		K90234 K9707	2 2	
Sway Bar Bushing					
1990-1986		To Frame	K201037	1	
Sway Bar Link					
1990-1986	(Full Ball Stud Provides 360 Degrees Of Smooth Rotation)		K80299 ‡	2	

STEERING

Year	Model/Application	Part	P/C Qty	Figure	
Rack & Pinion Boot Kit					
1988	Thru 8/88 Thru 8/88	Left Right	K9322 K150326	1 1	
1987		Left Right	K9322 K150326	1 1	
1986	From 1/86 From 1/86	Left Right	K9322 K150326	1 1	
Tie Rod End					
1990-1989	(Full Ball Stud Provides 360 Degrees Of Smooth Rotation)	Inner	EV243 ‡	2	
1990-1987		Outer	ES2924RL	2	
1988-1987	(Full Ball Stud Provides 360 Degrees Of Smooth Rotation)	Left Inner	EV243 ‡	1	
1986	From 1/86 From 1/86, (Full Ball Stud Provides 360 Degrees Of Smooth Rotation) Thru 1/86, (Includes Sunoloy-Coated Metal Bearing To Combine Durability With Smooth Stud Swing)	Outer Left Inner	ES2924RL EV243 ‡	2 1	
	Thru 1/86, (Full Ball Stud Provides 360 Degrees Of Smooth Rotation)	Outer Inner	ES2242R ‡ EV167 ‡	2 2	

REAR SUSPENSION

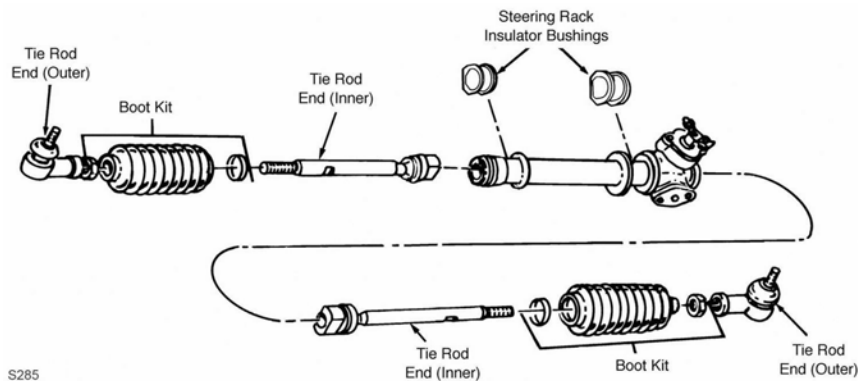
Year	Model/Application	Part	P/C Qty	Figure
Strut Bumper Bellows				
1986	Except Adjustable Suspension, Thru 2/86, (Replacement Type, Contains Bumper)	K90466	2	
Strut Mount				
1990-1987		K90233	2	
1986	From 3/86	K90233	2	

Tercel-TOYOTA

FRONT SUSPENSION

Year	Model/Application	Part	P/C Qty	Figure
Ball Joint				
1990-1987	2 Dr. Sedan, 3 Dr. Hatchback, 5 Dr. Hatchback	Lower K9379	2	
1988-1987	4 Dr. Station Wagon	Lower K9345	2	
1986-1983		Lower K9345	2	
Control Arm				
1990-1987	(R-Series) (R-Series)	Left Lower Right Lower	RK640438 RK640439	1 1
Control Arm Bushing				
1988-1983		Lower	K9199	2
1982-1980		Lower	K9334	2
Strut Bumper Bellows				
1990-1989	(OE Material For Strut Performance And Longevity, Contains Bumper)		K90462 ‡	2
1988-1983	Front Wheel Drive, (OE Material For Strut Performance And Longevity, Contains Bumper)		K90462 ‡	2
1982-1980	(OE Material For Strut Performance And Longevity, Contains Bumper)		K90462 ‡	2
Strut Mount				
1990-1987	2 Dr. Sedan, 3 Dr. Hatchback, 5 Dr. Hatchback, (Contains Bearing)		K9646	2
1988-1987	4 Dr. Station Wagon, (Contains Bearing)		K9642	2
1986-1983	(Contains Bearing)		K9642	2
1982-1980	(Contains Bearing)		K9644	2
Sway Bar Bushing				
1988-1987	2 Dr. Sedan, 3 Dr. Hatchback, 5 Dr. Hatchback	To Frame	K9540	1
1986-1985	3 Dr. Hatchback, 5 Dr. Hatchback	To Frame	K9540	1
Sway Bar Repair Kit				
1982-1980	(Heavy Duty Design) (Standard Design) 5" Length, (Includes Polyurethane Bushings And Solid Metal Sleeve For Enhanced Performance. Barrel Nut Allows For Easier Installation.)		K90308 K9222 K700530 ‡	2 2 2

STEERING



S285

Year	Model/Application	Part	P/C Qty	Figure
Rack & Pinion Boot Kit				
1990	Power Steering		K90079	2
1990-1989	Manual Steering	Left	K9315	1
	Manual Steering	Right	K9696	1
1989	Power Steering	Left	K9321	1
	Power Steering	Right	K9315	1

TOYOTA-Tercel (Cont.)

STEERING (Cont.)

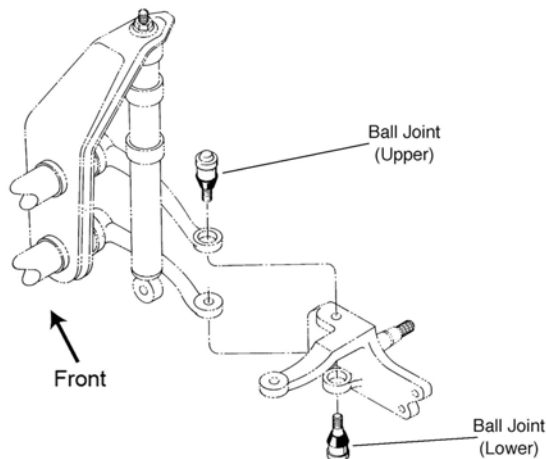
Year	Model/Application	Part	P/C Qty	Figure
Rack & Pinion Boot Kit				
1988-1987	2 Dr. Sedan, 3 Dr. Hatchback, 5 Dr. Hatchback, Manual Steering	Left	K9315	1
	2 Dr. Sedan, 3 Dr. Hatchback, 5 Dr. Hatchback, Manual Steering	Right	K9696	1
	2 Dr. Sedan, 3 Dr. Hatchback, 5 Dr. Hatchback, Power Steering	Left	K9321	1
	4 Dr. Station Wagon, Manual Steering	Right	K9002	1
	4 Dr. Station Wagon, Power Steering		K9321	2
1986-1983	Manual Steering	Right	K9002	1
	Power Steering		K9321	2
1982-1980		Left	K9315	1
		Right	K9314	1
Tie Rod End				
1990-1989	(Full Ball Stud Provides 360 Degrees Of Smooth Rotation) 3 Dr. Hatchback, 5 Dr. Hatchback	Inner	EV278 ‡	2
		Outer	ES2382	2
1988-1987	2 Dr. Sedan, 3 Dr. Hatchback, 5 Dr. Hatchback	Outer	ES2382	2
	2 Dr. Sedan, 3 Dr. Hatchback, 5 Dr. Hatchback, (Full Ball Stud Provides 360 Degrees Of Smooth Rotation)	Inner	EV278 ‡	2
	4 Dr. Station Wagon, 5.37" Length, (Full Ball Stud Provides 360 Degrees Of Smooth Rotation)	Inner	EV168 ‡	2
	4 Dr. Station Wagon, 6.30" Length, (Full Ball Stud Provides 360 Degrees Of Smooth Rotation)	Inner	EV165 ‡	2
	4 Dr. Station Wagon, Rack & Pinion Manual	Left Outer	ES2385	1
	4 Dr. Station Wagon, Rack & Pinion Power	Left Outer	ES2377	1
	4 Dr. Station Wagon, Rack & Pinion Power	Right Outer	ES2379	1
1986-1983	5.37" Length, (Full Ball Stud Provides 360 Degrees Of Smooth Rotation)	Inner	EV168 ‡	2
	6.30" Length, (Full Ball Stud Provides 360 Degrees Of Smooth Rotation)	Inner	EV165 ‡	2
	Rack & Pinion Manual	Left Outer	ES2385	1
	Rack & Pinion Power	Left Outer	ES2377	1
	Rack & Pinion Power	Right Outer	ES2379	1
1982-1980	(Full Ball Stud Provides 360 Degrees Of Smooth Rotation)	Outer	ES2160R	2
		Inner	EV165 ‡	2

REAR SUSPENSION

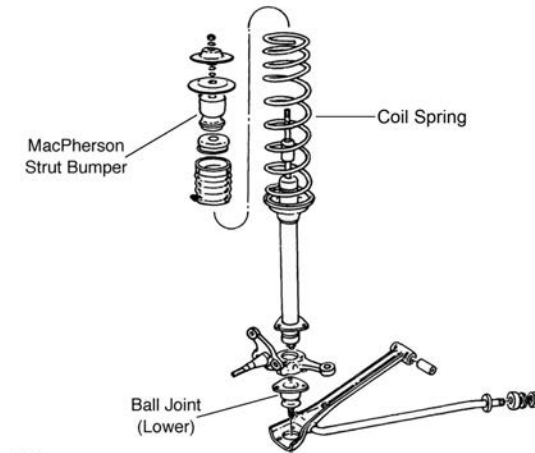
Year	Model/Application	Part	P/C Qty	Figure
Strut Bumper Bellows				
1988-1987	4 Dr. Station Wagon, (Replacement Type, Contains Bumper)	K90460	2	
Strut Mount				
1990-1989	(Contains Spacer)	K9716	2	
1988-1987	2 Dr. Sedan, 3 Dr. Hatchback, 5 Dr. Hatchback, (Contains Spacer)	K9716	2	
	4 Dr. Station Wagon, Front Wheel Drive	K9478	2	
1986-1983	Front Wheel Drive	K9478	2	
Sway Bar Bushing				
1988-1983	4 Dr. Station Wagon, Four Wheel Drive (4X4), .730" Sway Bar Diameter	To Frame	K9258	1
Track Bar Bushing				
1988-1983	4 Dr. Station Wagon, Four Wheel Drive (4X4)	To Frame	K90029	2

VOLKSWAGEN-Beetle

FRONT SUSPENSION



FRONT SUSPENSION (Cont.)

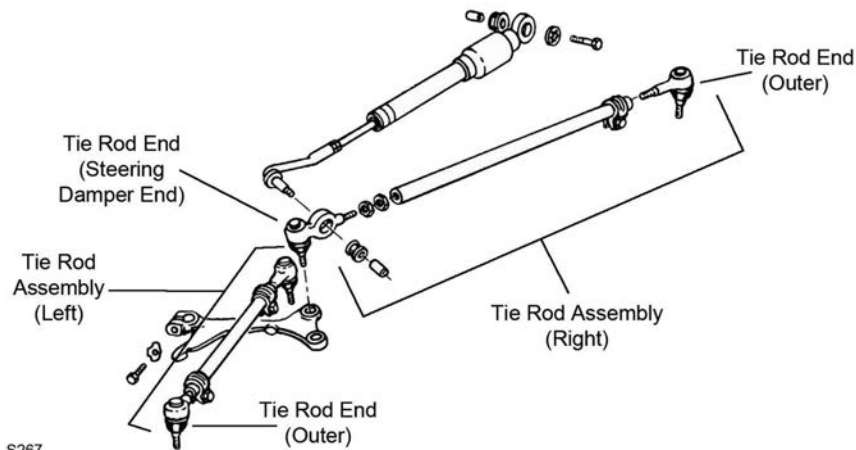


F168

F168

Year	Model/Application	Part	P/C Qty	Figure
Beetle				
Ball Joint				
1979-1978		Lower	K500261	2 F168
1977-1975	Front Torsion Bar Suspension	Upper	K9014	2 F167
		Lower	K9025	2 F167
1974-1965		Upper	K9014	2 F167
		Lower	K9025	2 F167

STEERING



S267

S267

Year	Model/Application	Part	P/C Qty	Figure
Beetle				
Steering Damper Cylinder				
1977-1960		Front	SSD58	1
Tie Rod Assembly				
1977-1970	(One End Has Hole)	Right	ES801060A	1 S267
1969	Gear Box Design, (One End Has Hole)	Right	ES801060A	1 S267
1968-1966		Left	ES801061A	1
Tie Rod End				
1978-1970	(Greaseable Socket Reduces Corrosion/Wear)	Right Outer	ES419R ‡	1 S267
		Left Inner	ES422R ‡	1 S267
1977-1970		At Steering Damper, Right Inner	ES422L	1 S267
1977-1968	From Chassis Serial Number 118857240, Gear Box Design, (Greaseable Socket Reduces Corrosion/Wear)	Left Outer	ES419L ‡	1 S267
1969	Gear Box Design	At Steering Damper, Right Inner	ES422L	1 S267
1969-1968	Gear Box Design, (Greaseable Socket Reduces Corrosion/Wear)	Right Outer	ES419R ‡	1 S267
		Left Inner	ES422R ‡	1 S267

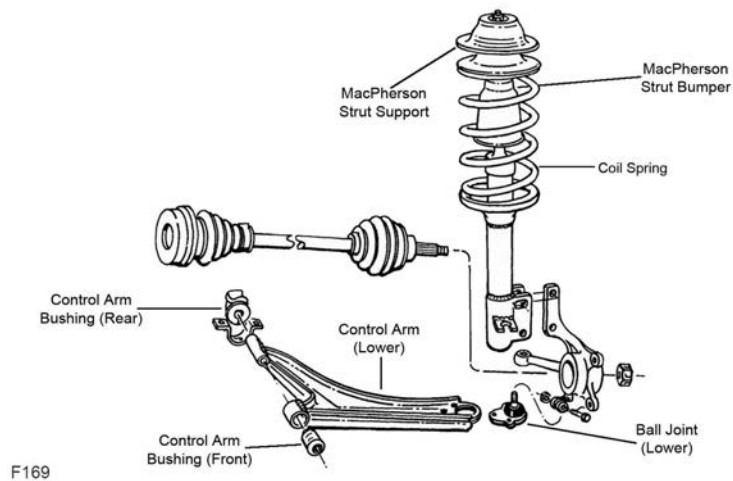
VOLKSWAGEN-Beetle (Cont.)

STEERING (Cont.)

Year	Model/Application	Part	P/C Qty	Figure
Beetle				
Tie Rod End				
1968	Thru Chassis Number 118-857-239, (Greaseable Socket Reduces Corrosion/Wear)	Left Outer	ES418L ‡	1
	Thru Chassis Number 118-857-239, (Straight Tie Rod End, Greaseable Socket Reduces Corrosion/Wear)	Right Outer	ES418R ‡	1
	Thru Chassis Number 118-857-239, (Angled Tie Rod End, Greaseable Socket Reduces Corrosion/Wear)	Left Inner	ES421R ‡	1
	Thru Chassis Number 118-857-239	At Steering Damper, Right Inner	ES421L	1
1967-1962		At Steering Damper, Right Inner	ES421L	1
1967-1954	(Greaseable Socket Reduces Corrosion/Wear)	Left Outer	ES418L ‡	1
	(Straight Tie Rod End, Greaseable Socket Reduces Corrosion/Wear)	Right Outer	ES418R ‡	1
	(Angled Tie Rod End, Greaseable Socket Reduces Corrosion/Wear)	Left Inner	ES421R ‡	1
1961-1954		Right Inner	ES421L	1

VOLKSWAGEN-Cabriolet

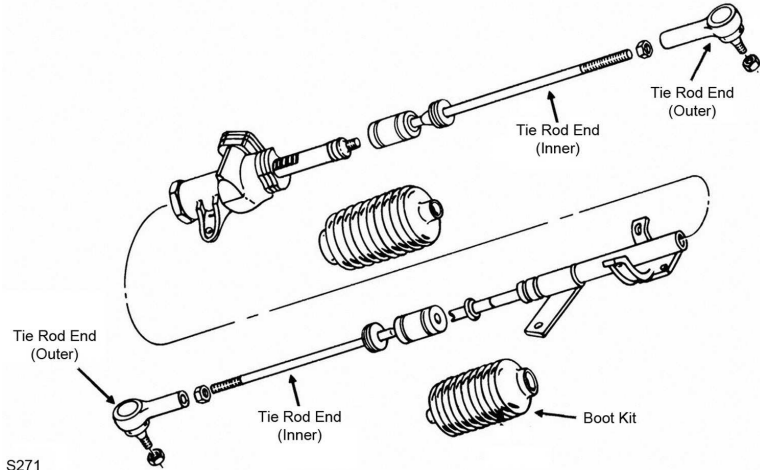
FRONT SUSPENSION



F169

Year	Model/Application	Part	P/C Qty	Figure
Ball Joint				
1990-1985		Lower	K9061	2 F169
Control Arm				
1990-1985	(R-Series)	Lower	RK641988	2 F169
Control Arm Bushing				
1990-1985		Lower Rear	K200986	2 F169
		Lower Front	K201169	2 F169
Strut Bumper Bellows				
1990-1985	(Original Equipment Type)		K201538	2 F169
	(Replacement Type, Contains Bumper)		K90460	2 F169
Strut Mount				
1990-1985	(Contains Bearing, Contains Spacer)		K9394	2 F169

STEERING



S271

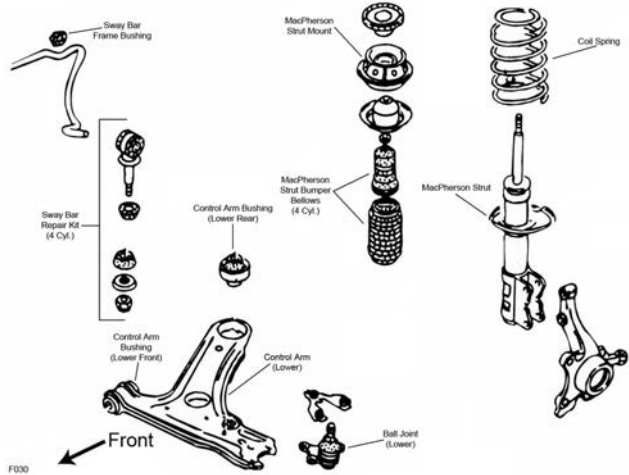
Year	Model/Application	Part	P/C Qty	Figure
Rack & Pinion Boot Kit				
1989-1985	Manual Steering	Left	K9312	1 S271
Tie Rod End				
1990-1985	(Powdered Metal Gusher Brg. For Better Lubrication) Rack & Pinion Manual, (Full Ball Stud Provides 360 Degrees Of Smooth Rotation) Rack & Pinion Power, (Full Ball Stud Provides 360 Degrees Of Smooth Rotation)	Outer Inner Inner	ES2059R ‡ EV154 ‡ EV272 ‡	2 2 2 S271 S271

REAR SUSPENSION

Year	Model/Application	Part	P/C Qty	Figure
Strut Bumper Bellows				
1990-1985	(Original Equipment Type) (Replacement Type, Contains Bumper)	K150273 K90466	2 2	
Strut Mounting Kit				
1990-1985		Upper	K9632	2

Corrado-VOLKSWAGEN

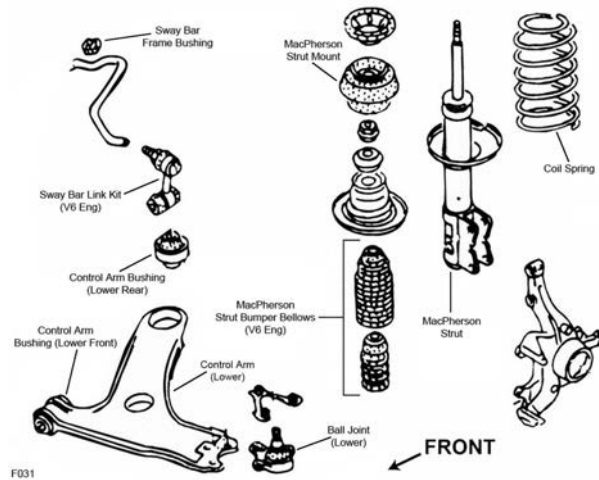
FRONT SUSPENSION



F030

VOLKSWAGEN-Corrado (Cont.)

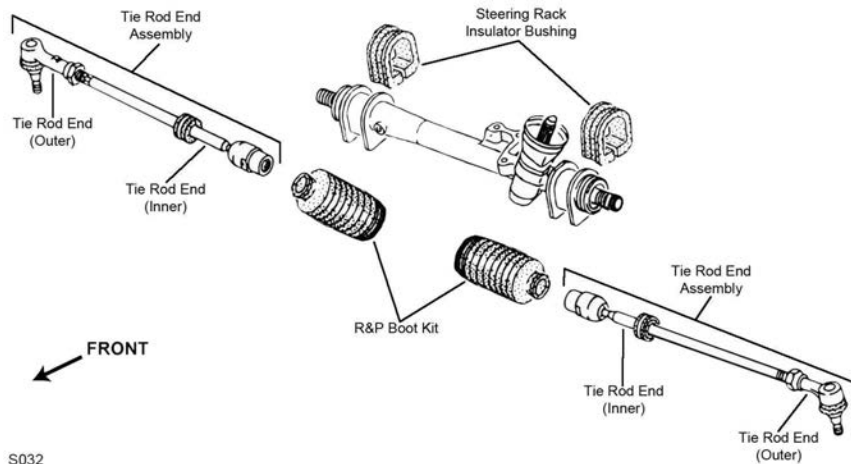
FRONT SUSPENSION (Cont.)



F031

Year	Model/Application	Part	P/C Qty	Figure
Ball Joint				
1990	1780cc(1.8L)	Lower	K9603	2 F030
Control Arm Bushing				
1990	(Design Allows Ease Of Installation)	Lower Rear Lower Front	K200092 ‡ K90719	2 2 F030, F031
Strut Bumper Bellows				
1990	(Original Equipment Type) (Replacement Type, Contains Bumper)		K201538 K90460	2 2 F030
Strut Mount				
1990	(Contains Bearing And Spacers)		K9592	2 F030
Sway Bar Link				
1990			K90117	2 F030

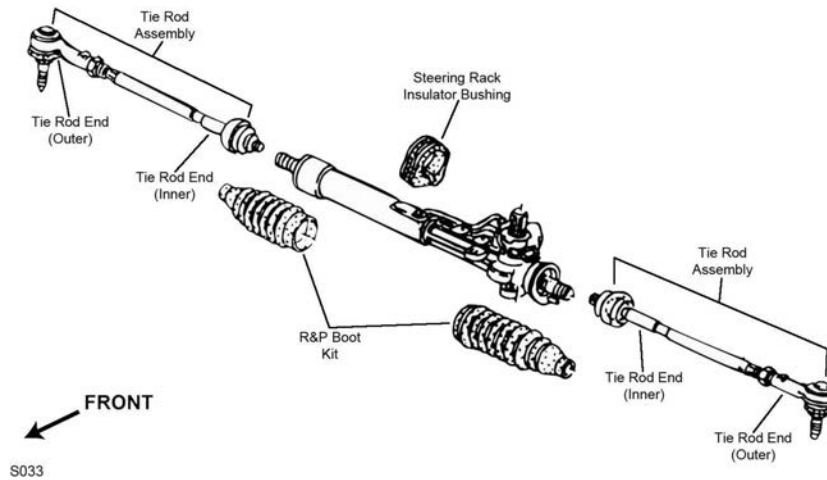
STEERING



S032

S032

STEERING (Cont.)

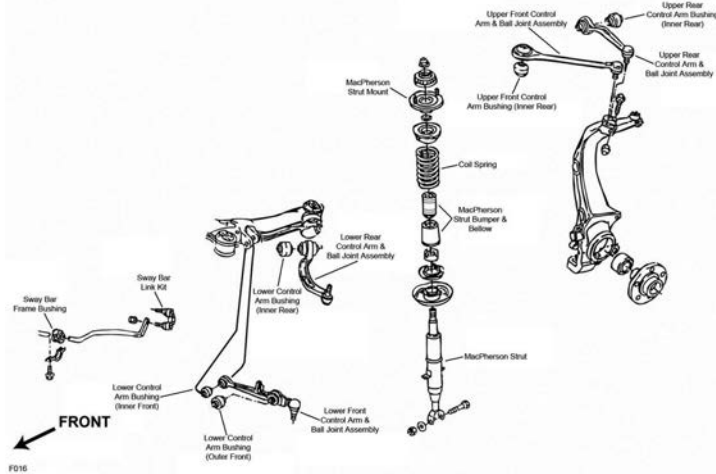


S033

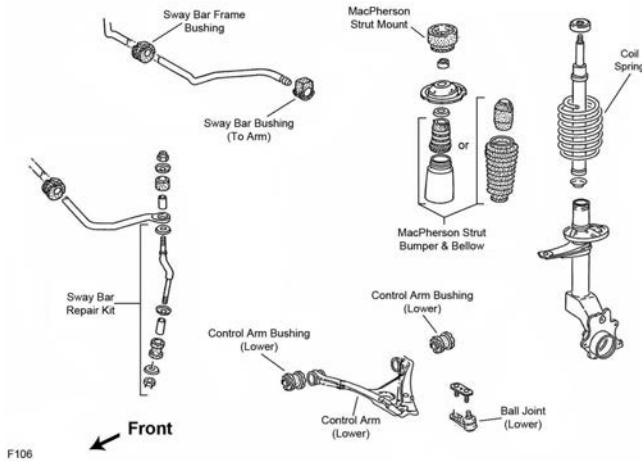
Year	Model/Application	Part	P/C Qty	Figure
Rack & Pinion Boot Kit				
1990	Power Steering, ZF Design Rack And Pinion Gear	K90081	2	S032, S033
Tie Rod Assembly				
1990	TRW Steering System, Internally Threaded Racks, (Contains Inner And Outer Ends, Contains Sleeve)	Right	ES3012A	1 S033
	ZF Design Rack And Pinion Gear, (Contains Inner And Outer Ends, Contains Inner And Outer Ends)	Left	ES3711A	1 S033
Tie Rod End				
1990	(Includes Wrench Flats For Easier Service)	Left Outer	ES3014R ‡	1 S032, S033
	(Includes Wrench Flats For Easier Service)	Right Outer	ES3015R ‡	1 S032, S033
	(Female Threads At Rack End)	Inner	EV378	2 S032
	Internally Threaded Racks, (Full Ball Stud Provides 360 Degrees Of Smooth Rotation)	Inner	EV270 ‡	2 S033
REAR SUSPENSION				
Year	Model/Application	Part	P/C Qty	Figure
Control Arm Bushing				
1990	1780cc(1.8L)	At Axle Pivot	K201650	1
Strut Bumper Bellows				
1990	(Original Equipment Type)		K150273	2
	(Replacement Type, Contains Bumper)		K90466	2
Strut Mounting Kit				
1990		Upper	K9632	2
Strut Spring Seat				
1990	(Insulator Only, Reduces Noise)	Upper	K160078 ‡	2
	(Spring Seat Only)	Upper	K90228	2
	(Spacer Plate Only)	Lower	K160122 ‡	2

VOLKSWAGEN-Dasher

FRONT SUSPENSION



F016



F106

Year	Model/Application	Part	P/C Qty	Figure	
Ball Joint					
1981-1978		Lower	K9079	2	F106
Strut Bumper Bellows					
1981-1974	(OE Material For Strut Performance And Longevity, Contains Bumper)		K90462 ‡	2	F016
Strut Mount					
1981-1974	(Contains Bearing, Contains Spacer)		K9394	2	

VOLKSWAGEN-Fox

FRONT SUSPENSION

Year	Model/Application	Part	P/C Qty	Figure	
Ball Joint					
1990-1987		Left Lower Right Lower	K9657 K9655	1 1	
Control Arm Bushing					
1990-1987	(Contains Front And Rear Bushings)	Lower	K90051	2	
Strut Bumper Bellows					
1990-1987	(Replacement Type, Contains Bumper)		K90460	2	
Strut Mount					
1990-1987	(Contains Bearing)		K9622	2	

(Cont.) Fox-VOLKSWAGEN

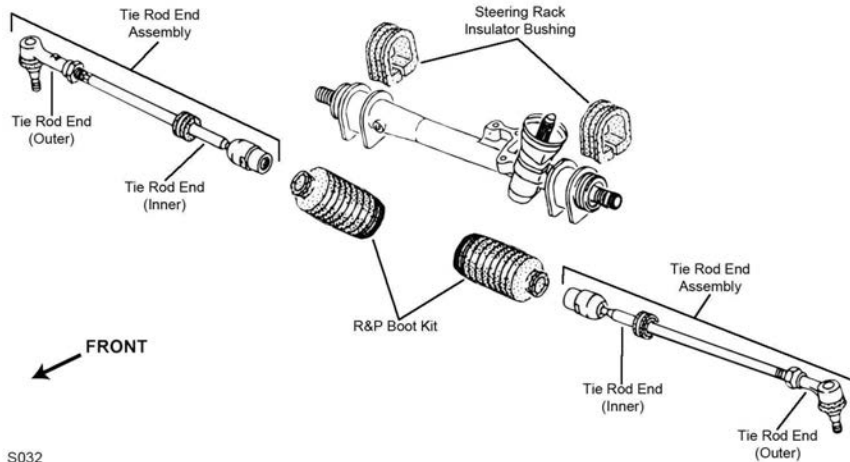
STEERING				
Year	Model/Application	Part	P/C Qty	Figure
Tie Rod End				
1990-1987		Outer	ES3158RL	2
REAR SUSPENSION				
Year	Model/Application	Part	P/C Qty	Figure
Shock Hardware Kit				
1990-1987		Upper	K9843	2
Strut Bumper Bellows				
1990-1987	2 Dr. Sedan, 4 Dr. Sedan, (Replacement Type, Contains Bumper)		K90466	2

Golf-VOLKSWAGEN

FRONT SUSPENSION				
F030				
Year	Model/Application	Part	P/C Qty	Figure
Ball Joint				
1990-1988		Lower	K9603	2 F030
1987-1985		Lower	K9601	2 F030
Control Arm				
1987-1985	17mm Ball Joint Stud, (R-Series)	Lower	RK640588	2 F030
Control Arm Bushing				
1990-1985	(Design Allows Ease Of Installation)	Lower Rear	K200092 ‡	2 F030
		Lower Front	K90719	2 F030
Strut Bumper Bellows				
1990-1985	(Original Equipment Type)		K201538	2 F030
	(Replacement Type, Contains Bumper)		K90460	2 F030
Strut Mount				
1990-1985	(Contains Bearing And Spacers)		K9592	2 F030
Strut Spring Seat				
1990-1985	(Reduces Noise)	Upper	K160086 ‡	2 F030
Sway Bar Link				
1990-1985			K90117	2 F030

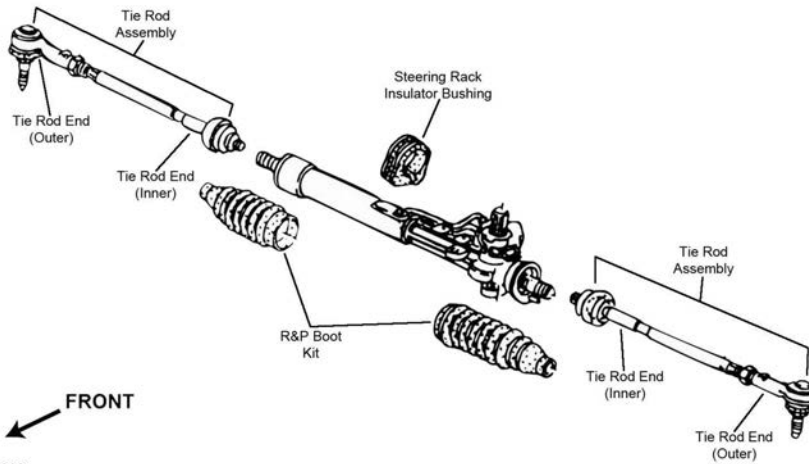
VOLKSWAGEN-Golf (Cont.)

STEERING



S032

S032



S033

S033

Year	Model/Application	Part	P/C Qty	Figure
Rack & Pinion Boot Kit				
1990-1985	ZF Design	K90080	2	S032
1988	GTI 16V	Left K9312	1	S033
1987-1985	GTI	Left K9312	1	S033
Tie Rod Assembly				
1990-1985	Manual Steering, (Contains Sleeve)	Left ES2765A	1	S032
	Power Steering, (Contains Inner And Outer Ends, Contains Sleeve)	Right ES3012A	1	S033
Tie Rod End				
1990-1988	Power Steering, (Includes Wrench Flats For Easier Service)	Left Outer ES3014R ‡	1	S032, S033
1990-1985	(Includes Wrench Flats For Easier Service)	Right Outer ES3015R ‡	1	S032, S033
	Manual Steering, (Includes Wrench Flats For Easier Service)	Left Outer ES3014R ‡	1	S032, S033
	Rack & Pinion Manual, (Full Ball Stud Provides 360 Degrees Of Smooth Rotation)	Inner EV271 ‡	2	S032
	Rack & Pinion Power, Internally Threaded Racks, (Full Ball Stud Provides 360 Degrees Of Smooth Rotation)	Inner EV270 ‡	2	S033
1986-1985	Power Steering, (Includes Wrench Flats For Easier Service)	Left Outer ES3014R ‡	1	S032, S033

REAR SUSPENSION

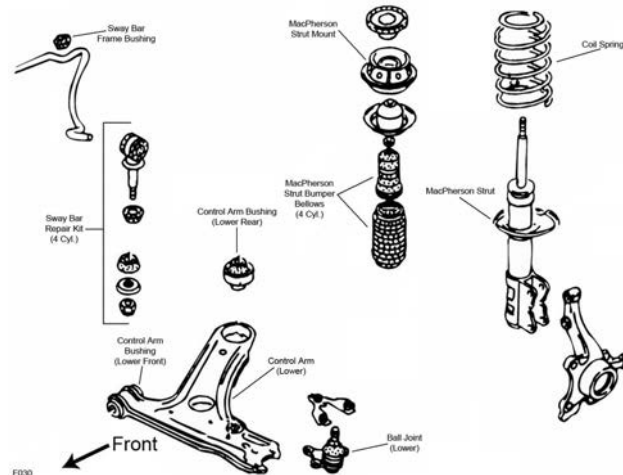
Year	Model/Application	Part	P/C Qty	Figure
Control Arm Bushing				
1990-1989	4 Cyl	At Axle Pivot K201650	1	
Strut Bumper Bellows				
1990-1985	(Original Equipment Type)	K150273	2	
	(Replacement Type, Contains Bumper)	K90466	2	
Strut Mounting Kit				
1990-1985		Upper K9632	2	

REAR SUSPENSION (Cont.)

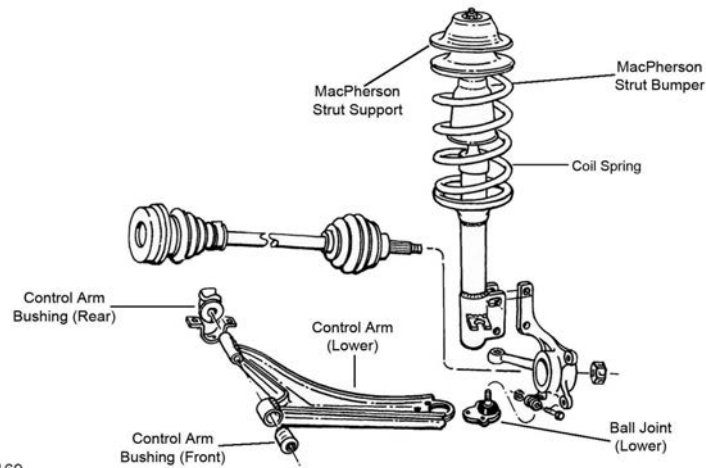
Year	Model/Application	Part	P/C Qty	Figure
Strut Spring Seat				
1990-1985	(Insulator Only, Reduces Noise) (Spring Seat Only) (Spacer Plate Only)	Upper Upper Lower	K160078 ‡ K90228 K160122 ‡	2 2 2

Jetta-VOLKSWAGEN

FRONT SUSPENSION



F030



F169

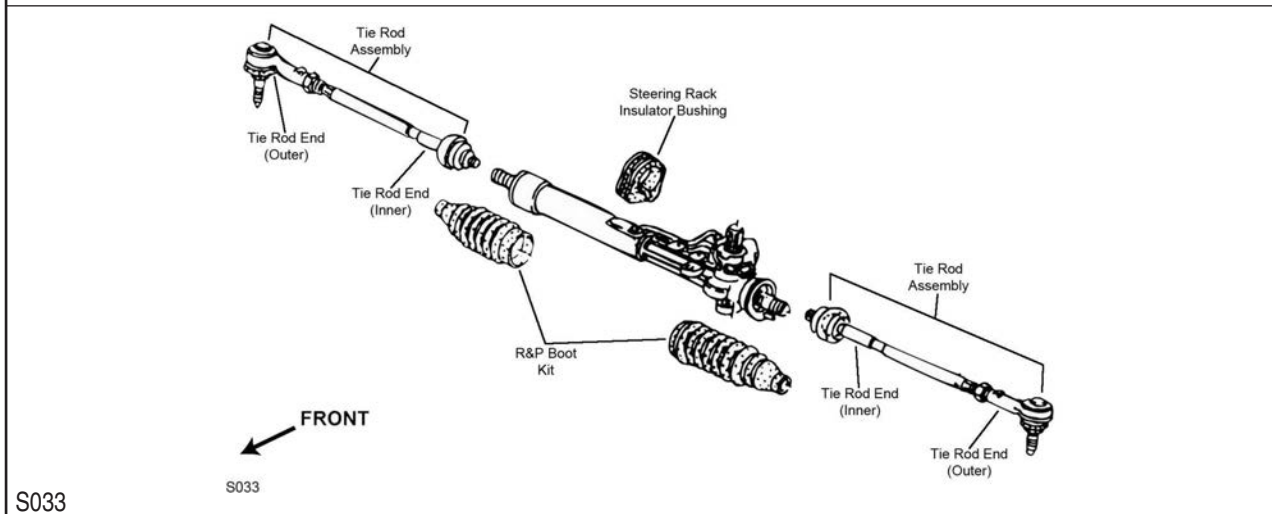
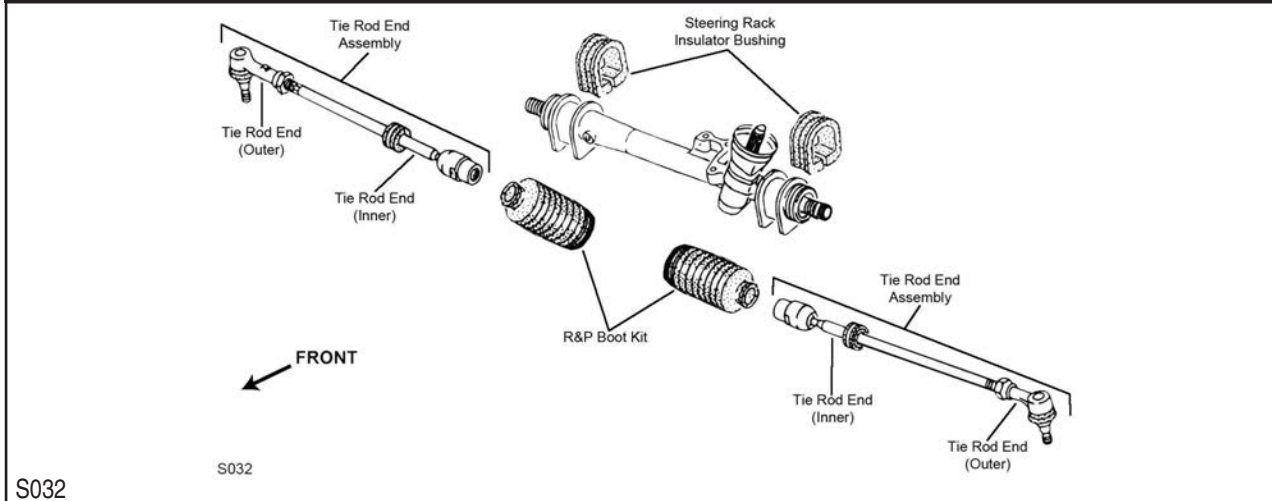
Year	Model/Application	Part	P/C Qty	Figure
Ball Joint				
1990-1988		Lower	K9603	2 F030
1987-1985		Lower	K9601	2 F030
1984-1980		Lower	K9061	2 F169
Control Arm				
1987-1985	17mm Ball Joint Stud, (R-Series)	Lower	RK640588	2 F030
1984-1980	(R-Series)	Lower	RK641988	2 F169
Control Arm Bushing				
1990-1985	(Design Allows Ease Of Installation)	Lower Rear Lower Front	K200092 ‡ K90719	2 F030 2 F030
1984-1981		Lower Rear Lower Front	K200986 K201169	2 F169 2 F169
Strut Bumper Bellows				
1990-1985	(Original Equipment Type) (Replacement Type, Contains Bumper)		K201538 K90460	2 F030 2 F030
1984-1980	(Contains Bumper)		K90461	2 F169

VOLKSWAGEN-Jetta (Cont.)

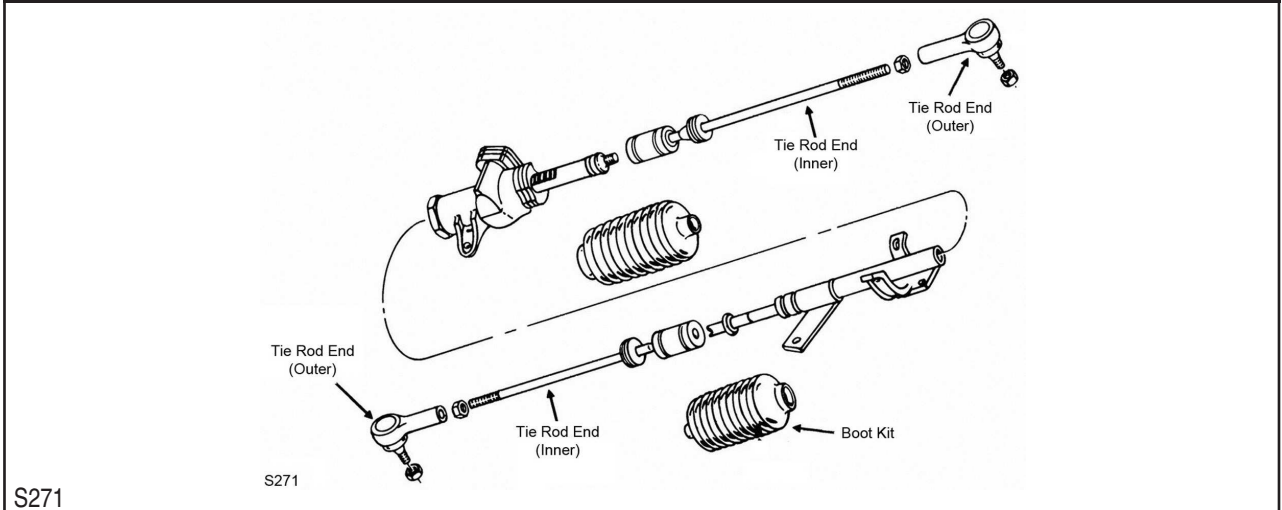
FRONT SUSPENSION (Cont.)

Year	Model/Application	Part	P/C Qty	Figure
Strut Mount				
1990-1985	(Contains Bearing And Spacers)	K9592	2	F030
1984-1980	(Contains Bearing, Contains Spacer)	K9394	2	F169
Strut Spring Seat				
1990-1985	(Reduces Noise)	Upper	K160086 ‡	2
Sway Bar Link				
1990-1985		K90117	2	F030
1984		K90117	2	

STEERING



STEERING (Cont.)

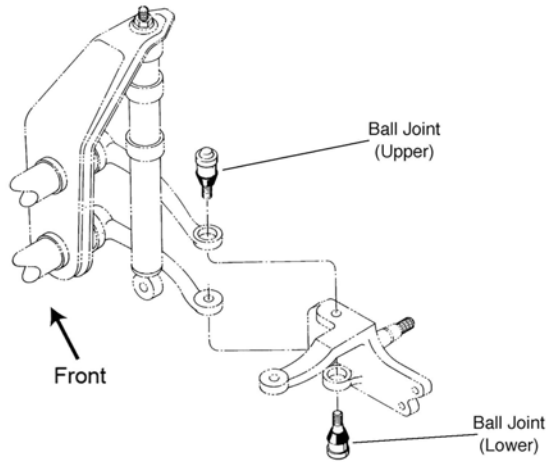


S271

Year	Model/Application	Part	P/C Qty	Figure
Rack & Pinion Boot Kit				
1990	Power Steering, ZF Design Rack And Pinion Gear	K90081	2	S033
1989-1985	ZF Design	K90080	2	
1984-1982	Manual Steering	Left K9312	1	S271
1981-1980		Left K9312	1	S271
Tie Rod Assembly				
1990-1985	Manual Steering, (Contains Sleeve)	Left ES2765A	1	S032
	Power Steering, (Contains Inner And Outer Ends, Contains Sleeve)	Right ES3012A	1	S033
Tie Rod End				
1990-1985	(Includes Wrench Flats For Easier Service) (Includes Wrench Flats For Easier Service) Rack & Pinion Manual, (Full Ball Stud Provides 360 Degrees Of Smooth Rotation) Rack & Pinion Power, (Full Ball Stud Provides 360 Degrees Of Smooth Rotation)	Left Outer ES3014R ‡ Right Outer ES3015R ‡ Inner EV271 ‡ Inner EV270 ‡	1 1 2 2	S032, S033 S032, S033 S032 S033
1984-1982	(Powdered Metal Gusher Brg. For Better Lubrication) Rack & Pinion Manual, (Full Ball Stud Provides 360 Degrees Of Smooth Rotation) Rack & Pinion Power, (Full Ball Stud Provides 360 Degrees Of Smooth Rotation)	Outer ES2059R ‡ Inner EV154 ‡ Inner EV272 ‡	2 2 2	S271 S271 S271
1981	(Full Ball Stud Provides 360 Degrees Of Smooth Rotation)	Inner EV154 ‡	2	S271
1981-1980	Manual Steering, (Powdered Metal Gusher Brg. For Better Lubrication)	Outer ES2059R ‡	2	S271
1980	Manual Steering, (Full Ball Stud Provides 360 Degrees Of Smooth Rotation)	Inner EV154 ‡	2	S271
REAR SUSPENSION				
Year	Model/Application	Part	P/C Qty	Figure
Control Arm Bushing				
1990-1985		At Axle Pivot K201650	1	
Strut Bumper Bellows				
1990-1985	(Original Equipment Type) (Replacement Type, Contains Bumper)	K150273 K90466	2 2	
1984-1980	(Contains Bumper)	K90466	2	
Strut Mounting Kit				
1990-1980		Upper K9632	2	
Strut Spring Seat				
1990-1985	(Insulator Only, Reduces Noise) (Spring Seat Only) (Spacer Plate Only)	Upper K160078 ‡ Upper K90228 Lower K160122 ‡	2 2 2	

VOLKSWAGEN-Karmann Ghia

FRONT SUSPENSION

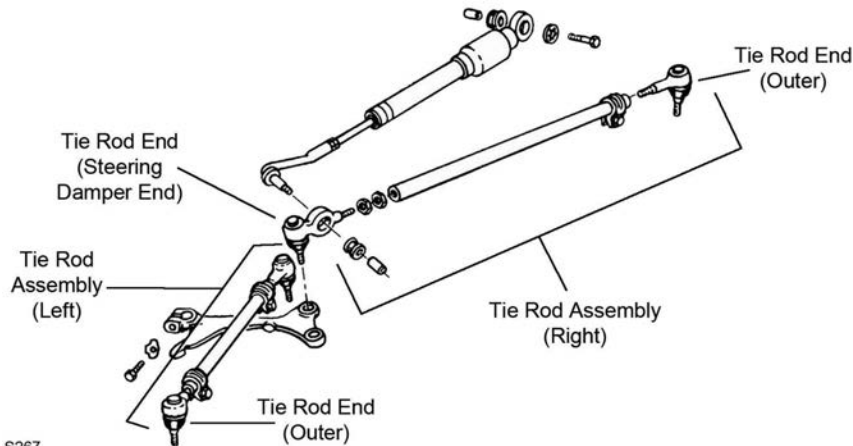


F167

F167

Year	Model/Application	Part	P/C Qty	Figure	
Ball Joint					
1974-1966		Upper Lower	K9014 K9025	2 2	F167 F167

STEERING

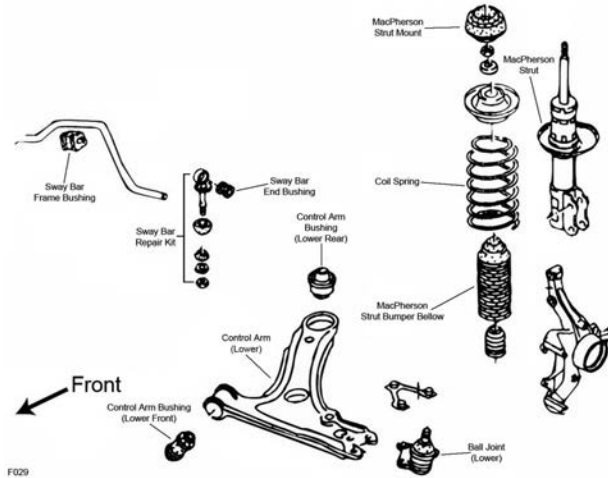


S267

S267

Year	Model/Application	Part	P/C Qty	Figure	
Steering Damper Cylinder					
1974-1960		Front	SSD58	1	
Tie Rod End					
1974-1969	(Greaseable Socket Reduces Corrosion/Wear) (Greaseable Socket Reduces Corrosion/Wear) (Greaseable Socket Reduces Corrosion/Wear)	Left Outer Right Outer Left Inner Right Inner	ES419L ‡ ES419R ‡ ES422R ‡ ES422L	1 1 1 1	
1968	From Chassis Serial Number 118-857-240, (Greaseable Socket Reduces Corrosion/Wear) From Chassis Serial Number 118-857-240, (Greaseable Socket Reduces Corrosion/Wear) From Chassis Serial Number 118-857-240, (Greaseable Socket Reduces Corrosion/Wear) Thru Chassis Number 118-857-239, (Greaseable Socket Reduces Corrosion/Wear) Thru Chassis Number 118-857-239, (Straight Tie Rod End, Greaseable Socket Reduces Corrosion/Wear) Thru Chassis Number 118-857-239, (Angled Tie Rod End, Greaseable Socket Reduces Corrosion/Wear) Thru Chassis Number 118-857-239	Left Outer Right Outer Left Inner Left Outer Right Outer Left Inner Right Inner	ES419L ‡ ES419R ‡ ES422R ‡ ES418L ‡ ES418R ‡ ES421R ‡ ES421L	1 1 1 1 1 1 1	S267 S267 S267 S267
1967-1956	(Greaseable Socket Reduces Corrosion/Wear) (Straight Tie Rod End, Greaseable Socket Reduces Corrosion/Wear) (Angled Tie Rod End, Greaseable Socket Reduces Corrosion/Wear)	Left Outer Right Outer Left Inner Right Inner	ES418L ‡ ES418R ‡ ES421R ‡ ES421L	1 1 1 1	S267 S267 S267 S267

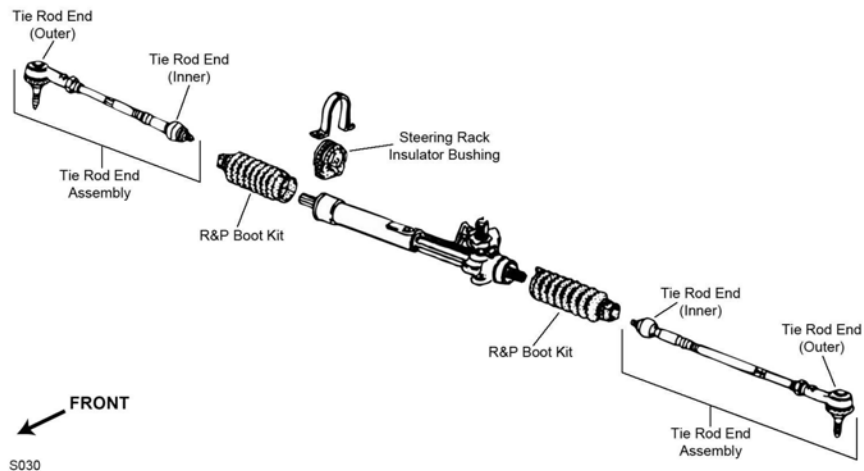
FRONT SUSPENSION



F029

Year	Model/Application	Part	P/C Qty	Figure
Ball Joint				
1990		Lower K9603	2	F029
Control Arm				
1990	4 Cyl, (R-Series)	Lower RK621990	2	F029
Control Arm Bushing				
1990	(Design Allows Ease Of Installation)	Lower Rear K200092 ‡ Lower Front K90719	2 2	F029 F029
Strut Bumper Bellows				
1990	(Replacement Type, Contains Bumper) 4 Cyl, (Original Equipment Type)	K90460 K201538	2 2	F029 F029
Strut Mount				
1990	(Contains Bearing And Spacers)	K9592	2	F029
Sway Bar Bushing				
1990	Gasoline	To Frame K201125	1	F029
Sway Bar Link				
1990	Gasoline, (Improves Upon OE Design)	To End K700632 ‡	2	F029

STEERING



S030

Year	Model/Application	Part	P/C Qty	Figure
Rack & Pinion Boot Kit				
1990	Power Steering, ZF Design Rack And Pinion Gear	K90081	2	S030
Tie Rod End				
1990	1984cc(2.0L)	Inner EV397	2	S030

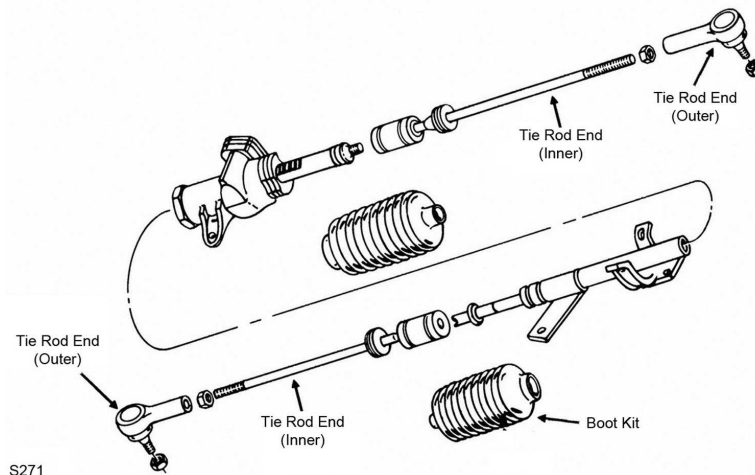
VOLKSWAGEN-Passat (Cont.)

REAR SUSPENSION				
Year	Model/Application	Part	P/C Qty	Figure
Control Arm Bushing				
1990	Front Wheel Drive, (Cross Member Kit)	Frame to Axle	K201062	2
Shock Hardware Kit				
1990			K9762	2
Strut Bumper Bellows				
1990	(Original Equipment Type) (Replacement Type, Contains Bumper)		K150273 K90466	2 2
Strut Spring Seat				
1990	(Spacer Plate Only)	Lower	K160122 ‡	2

VOLKSWAGEN-Quantum

FRONT SUSPENSION				
Year	Model/Application	Part	P/C Qty	Figure
Ball Joint				
1988-1983		Left Lower Right Lower	K90500 K90501	1 1
Control Arm Bushing				
1988-1983	(Design Allows Ease Of Installation)	Lower	K200990 ‡	4
Strut Bumper Bellows				
1988-1982	(Replacement Type, Contains Bumper)		K90460	2

STEERING



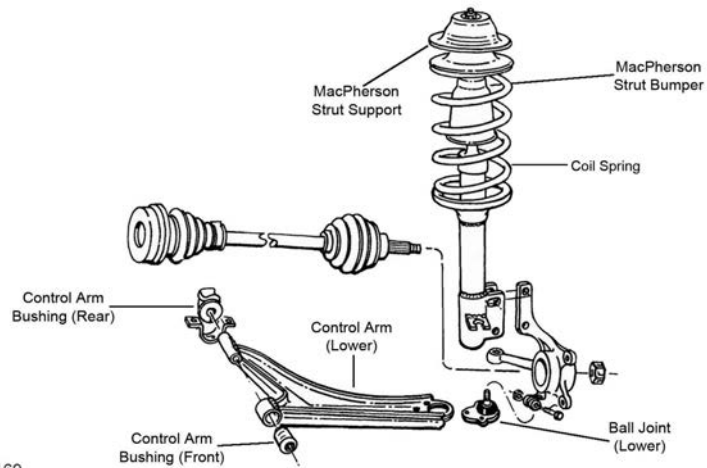
S271

Year	Model/Application	Part	P/C Qty	Figure
Tie Rod Assembly				
1988-1982	Front Wheel Drive, (Adjustable Inner And Outer Tie Rod Assembly)	Left	ES2750	1
1986-1982	Front Wheel Drive, (Adjustable Inner And Outer Tie Rod Assembly)	Right	ES2749	1
Tie Rod End				
1988-1982	(Powdered Metal Gusher Brg. For Better Lubrication)	Outer	ES2748 ‡	2 S271

REAR SUSPENSION

Year	Model/Application	Part	P/C Qty	Figure
Shock Hardware Kit				
1988-1982		Upper	K90242	2
Strut Bumper Bellows				
1988-1982	(Replacement Type, Contains Bumper)		K90466	2
Strut Spring Seat				
1988-1982	(Spacer Plate Only)	Lower	K160122 ‡	2

FRONT SUSPENSION

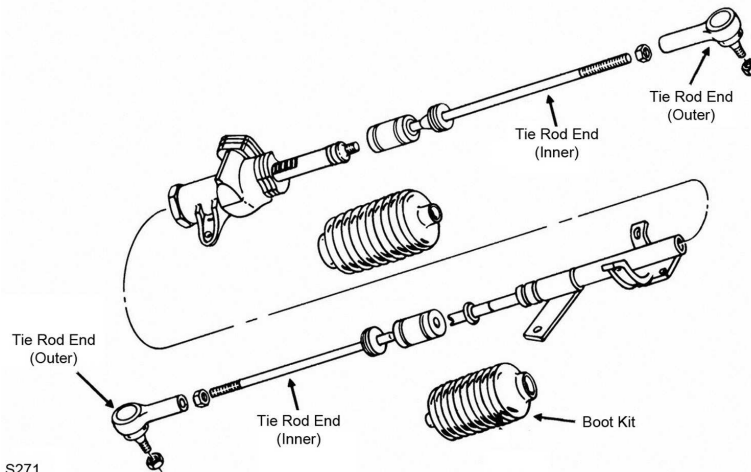


F169

F169

Year	Model/Application	Part	P/C Qty	Figure
Ball Joint				
1984-1978	Lower	K9061	2	F169
Control Arm				
1984-1978	(R-Series) Lower	RK641988	2	F169
Control Arm Bushing				
1984-1975	Lower Rear	K200986	2	F169
	Lower Front	K201169	2	F169
Strut Bumper Bellows				
1984-1975	(Contains Bumper)	K90461	2	F169
Strut Mount				
1984-1977	(Contains Bearing, Contains Spacer)	K9394	2	F169

STEERING



S271

S271

Year	Model/Application	Part	P/C Qty	Figure	
Rack & Pinion Boot Kit					
1984-1981	Manual Steering	Left	K9312	1	S271
1980-1975		Left	K9312	1	S271
Tie Rod End					
1984-1982	Rack & Pinion Power, (Full Ball Stud Provides 360 Degrees Of Smooth Rotation)	Inner	EV272 ‡	2	S271
1984-1975	(Powdered Metal Gusher Brg. For Better Lubrication)	Outer	ES2059R ‡	2	S271
	Rack & Pinion Manual, When Replacing Original Equipment On The Driver's Side Be Sure To Order Both The Inner And Outer, (Full Ball Stud Provides 360 Degrees Of Smooth Rotation)	Inner	EV154 ‡	2	S271

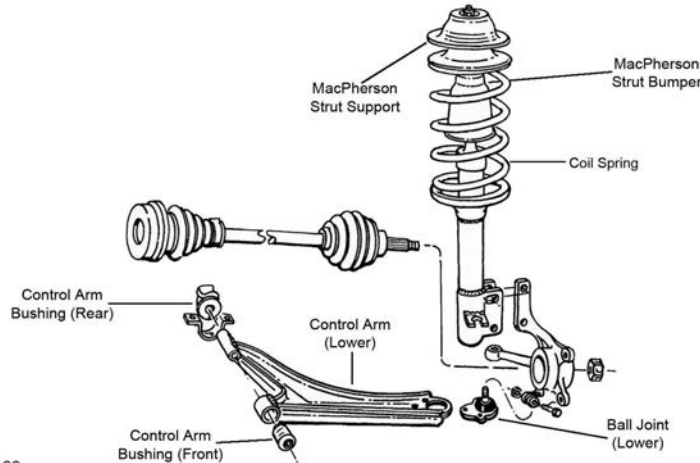
VOLKSWAGEN-Rabbit (Cont.)

REAR SUSPENSION

Year	Model/Application	Part	P/C Qty	Figure
Strut Bumper Bellows				
1984-1975	(Replacement Type, Contains Bumper)	K90466	2	
Strut Mounting Kit				
1984-1975		Upper K9632	2	

VOLKSWAGEN-Scirocco

FRONT SUSPENSION

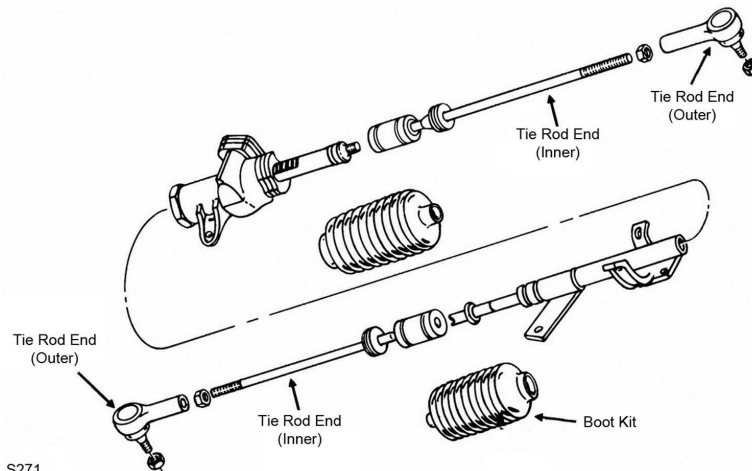


F169

F169

Year	Model/Application	Part	P/C Qty	Figure
Ball Joint				
1988-1979		Lower K9061	2	F169
1978	From Serial Number 538-2028-903	Lower K9061	2	F169
Control Arm				
1988-1978	(R-Series)	Lower RK641988	2	F169
Control Arm Bushing				
1988-1982		Lower Rear K200986	2	F169
		Lower Front K201169	2	F169
Strut Bumper Bellows				
1988-1975	(Contains Bumper)	K90461	2	F169
Strut Mount				
1989-1975	(Contains Bearing, Contains Spacer)	K9394	2	F169

STEERING



S271

S271

(Cont.) Scirocco-VOLKSWAGEN

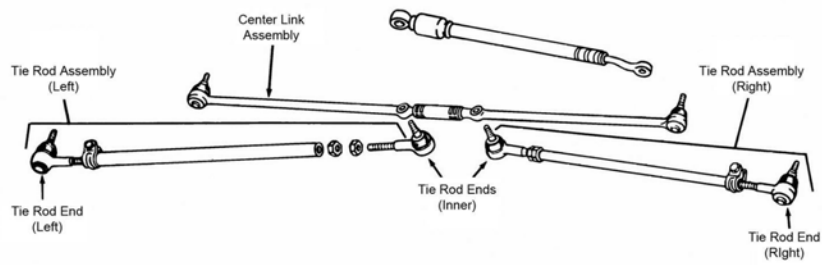
STEERING (Cont.)				
Year	Model/Application	Part	P/C Qty	Figure
Rack & Pinion Boot Kit				
1988-1982	Manual Steering	Left	K9312	1 S271
1981-1975		Left	K9312	1 S271
Tie Rod End				
1989	Rack & Pinion Manual, When Replacing Original Equipment On The Driver's Side Be Sure To Order Both The Inner And Outer, (Full Ball Stud Provides 360 Degrees Of Smooth Rotation)	Inner	EV154 ‡	2
	Rack & Pinion Power, (Full Ball Stud Provides 360 Degrees Of Smooth Rotation)	Inner	EV272 ‡	2
1988-1982	Rack & Pinion Power, (Full Ball Stud Provides 360 Degrees Of Smooth Rotation)	Inner	EV272 ‡	2 S271
1988-1975	(Powdered Metal Gusher Brg. For Better Lubrication) Rack & Pinion Manual, When Replacing Original Equipment On The Driver's Side Be Sure To Order Both The Inner And Outer, (Full Ball Stud Provides 360 Degrees Of Smooth Rotation)	Outer	ES2059R ‡	2 S271
		Inner	EV154 ‡	2 S271
REAR SUSPENSION				
Year	Model/Application	Part	P/C Qty	Figure
Strut Bumper Bellows				
1988-1975	(Replacement Type, Contains Bumper)		K90466	2
Strut Mounting Kit				
1989-1975		Upper	K9632	2

Super Beetle-VOLKSWAGEN

FRONT SUSPENSION				
Year	Model/Application	Part	P/C Qty	Figure
Ball Joint				
1979-1974		Lower	K500261	2 F168
1973	From 7/73, From Serial Number 133-3003-659 Thru 6/73, Thru Serial Number 133-3003-655	Lower	K500261	2 F168
		Lower	K9029	2
1972-1971		Lower	K9029	2
Strut Bumper Bellows				
1979-1973	(Replacement Type, Contains Bumper)		K90460	2 F168

VOLKSWAGEN-Super Beetle (Cont.)

STEERING

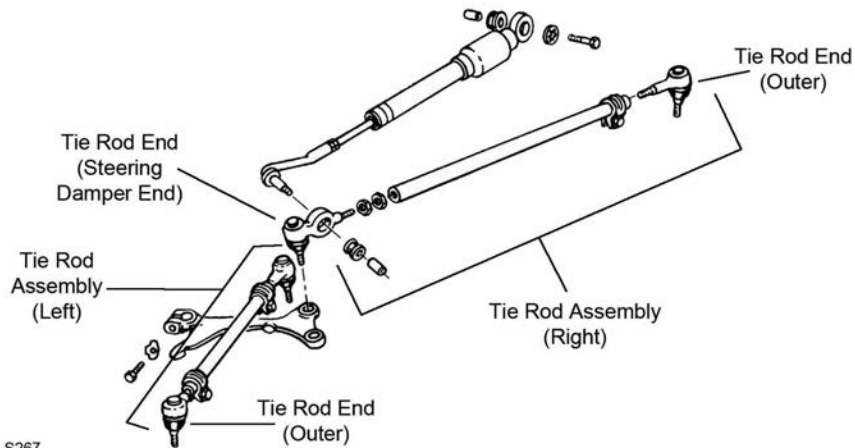


S270

Year	Model/Application	Part	P/C Qty	Figure
Steering Damper Cylinder				
1974-1973		Front SSD59	1	
Tie Rod End				
1979-1971	(Greaseable Socket Reduces Corrosion/Wear) (Greaseable Socket Reduces Corrosion/Wear)	Outer ES419R ‡ Inner ES419L ‡	2 2	S270 S270

VOLKSWAGEN-Thing

STEERING

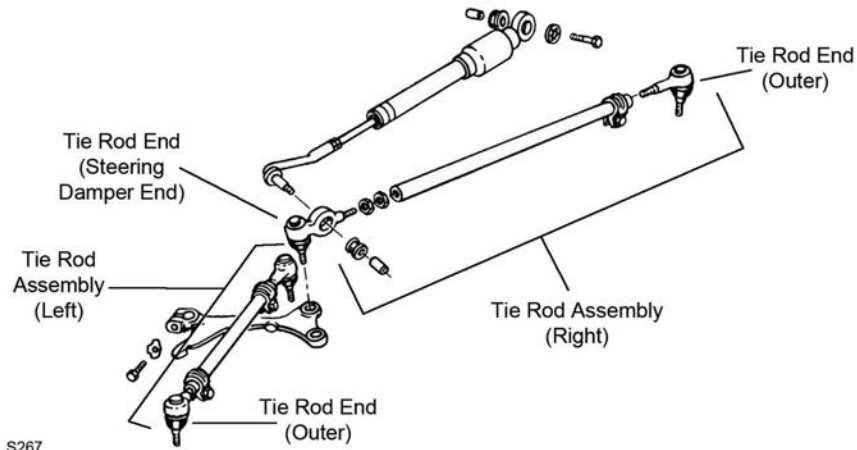


S267

Year	Model/Application	Part	P/C Qty	Figure
Steering Damper Cylinder				
1974-1973		Front SSD58	1	
Tie Rod Assembly				
1974-1973	(One End Has Hole)	Right ES801060A	1	S267
Tie Rod End				
1974-1973	(Greaseable Socket Reduces Corrosion/Wear) (Greaseable Socket Reduces Corrosion/Wear) (Greaseable Socket Reduces Corrosion/Wear)	Left Outer ES419L ‡ Right Outer ES419R ‡ Left Inner ES422R ‡ Right Inner ES422L	1 1 1 1	S267 S267 S267 S267

Type 3 Fastback/Squareback-VOLKSWAGEN

STEERING

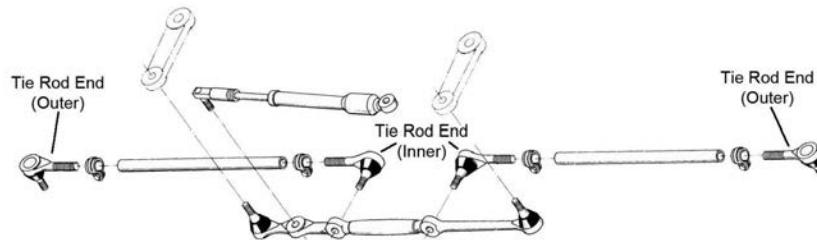


S267

Year	Model/Application	Part	P/C Qty	Figure
Tie Rod End				
1973-1968	(Greaseable Socket Reduces Corrosion/Wear) (Greaseable Socket Reduces Corrosion/Wear)	Left Outer	ES419L ‡	1 S267
		Right Outer	ES419R ‡	1 S267
1973-1967	(Greaseable Socket Reduces Corrosion/Wear)	Right Inner	ES419L ‡	1 S267
1967	Thru Chassis Number 317-500-000, (Greaseable Socket Reduces Corrosion/Wear) Thru Chassis Number 317-500-000, (Straight Tie Rod End, Greaseable Socket Reduces Corrosion/Wear)	Left Outer	ES418L ‡	1 S267
		Right Outer	ES418R ‡	1 S267
		Left Inner	ES418L ‡	1 S267
1966	(Greaseable Socket Reduces Corrosion/Wear) (Straight Tie Rod End, Greaseable Socket Reduces Corrosion/Wear) (Greaseable Socket Reduces Corrosion/Wear)	Left Outer	ES418L ‡	1 S267
		Right Outer	ES418R ‡	1 S267
		Left Inner	ES418L ‡	1 S267

Type 4-VOLKSWAGEN

STEERING



S268

Year	Model/Application	Part	P/C Qty	Figure
Tie Rod End				
1974-1971	(Greaseable Socket Reduces Corrosion/Wear)	Inner	ES419L ‡	2 S268

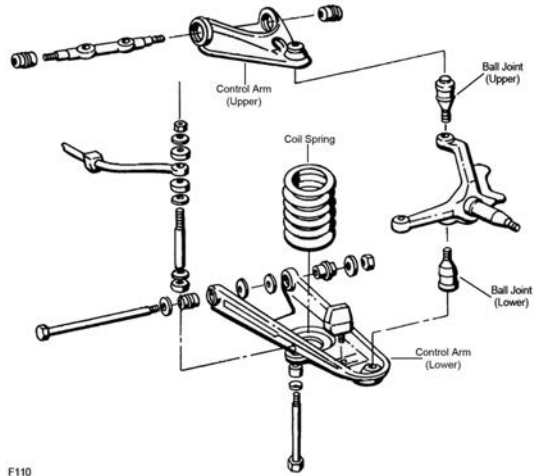
122, 1800 Series-VOLVO

FRONT SUSPENSION

Year	Model/Application	Part	P/C Qty	Figure
1800E				
Ball Joint				
1972-1970		Lower	K9069	2
1800ES				
Ball Joint				
1973-1970		Lower	K9069	2

VOLVO-140 Series

FRONT SUSPENSION

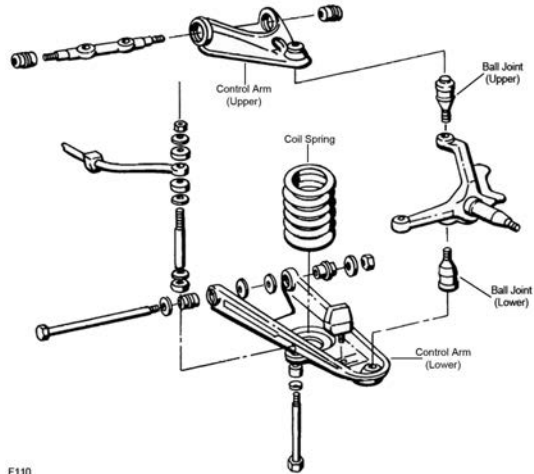


F110

Year	Model/Application	Part	P/C Qty	Figure	
142S					
Ball Joint					
1974-1968		Lower	K9069	2	F110
144S					
Ball Joint					
1974-1968		Lower	K9069	2	F110
145S					
Ball Joint					
1974-1968		Lower	K9069	2	F110

VOLVO-164S

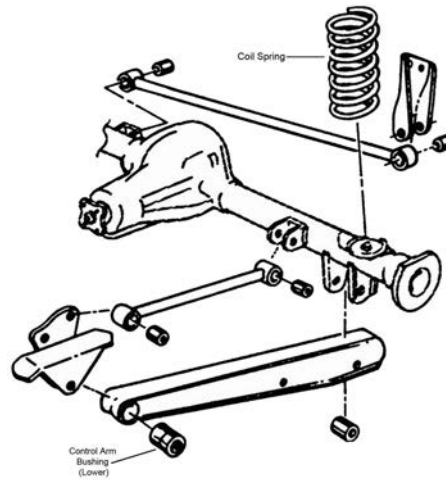
FRONT SUSPENSION



F110

Year	Model/Application	Part	P/C Qty	Figure	
Ball Joint					
1975-1969		Lower	K9069	2	F110

REAR SUSPENSION

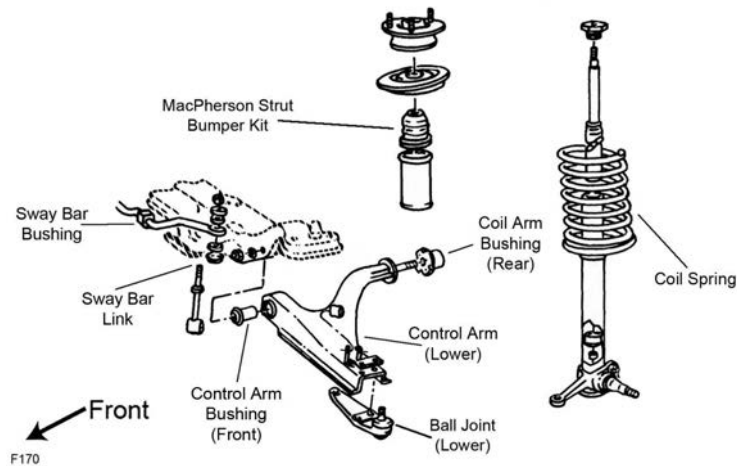


R331

Year	Model/Application	Part	P/C Qty	Figure
Control Arm Bushing				
1975	Lower Front	K201097	2	R331

240 Series-VOLVO

FRONT SUSPENSION



F170

Year	Model/Application	Part	P/C Qty	Figure	
242					
Ball Joint					
1982-1979	Rack & Pinion Power	Left Lower	K9351	1	F170
	Rack & Pinion Power	Right Lower	K9350	1	F170
1979-1975	Rack & Pinion Manual	Lower	K9067	2	F170
Control Arm					
1979	(Standard Duty, R-Series) (Standard Duty, R-Series)	Left Lower	RK640970	1	F170
		Right Lower	RK640969	1	F170
Control Arm Bushing					
1979-1975		Lower Front	K201087	2	F170
Strut Bumper Bellows					
1979-1975	(Replacement Type, Contains Bumper)		K90460	2	F170
Strut Mount					
1979-1975	(Contains Bearing)		K9662	2	F170
Sway Bar Link					
1979	(Link And Bushing Kit)		K90118	2	F170

VOLVO-240 Series (Cont.)

FRONT SUSPENSION (Cont.)

Year	Model/Application	Part	P/C Qty	Figure
242				
Sway Bar Repair Kit				
1979-1975	(Contains Bushings Only)	K90252	2	F170
244				
Ball Joint				
1990-1986		Left Lower Right Lower	K9351 K9350	1 1 F170 F170
1982-1979	Rack & Pinion Power Rack & Pinion Power	Left Lower Right Lower	K9351 K9350	1 1 F170 F170
1979-1975	Rack & Pinion Manual	Lower	K9067	2 F170
Control Arm				
1990-1986	(Standard Duty, R-Series) (Standard Duty, R-Series)	Left Lower Right Lower	RK640970 RK640969	1 1 F170 F170
Control Arm Bushing				
1990-1986		Lower Front	K201087	2 F170
1979-1975		Lower Front	K201087	2 F170
Strut Bumper Bellows				
1990-1986	(Replacement Type, Contains Bumper)		K90460	2 F170
1979-1975	(Replacement Type, Contains Bumper)		K90460	2 F170
Strut Mount				
1990-1986	(Contains Bearing)		K9662	2 F170
1979-1975	(Contains Bearing)		K9662	2 F170
Sway Bar Link				
1990-1986	(Link And Bushing Kit)		K90118	2 F170
1979	(Link And Bushing Kit)		K90118	2 F170
Sway Bar Repair Kit				
1988-1986	(Contains Bushings Only)		K90252	2 F170
1979-1975	(Contains Bushings Only)		K90252	2 F170
245				
Ball Joint				
1990-1986		Left Lower Right Lower	K9351 K9350	1 1 F170 F170
1982-1979	Rack & Pinion Power Rack & Pinion Power	Left Lower Right Lower	K9351 K9350	1 1 F170 F170
1979-1975	Rack & Pinion Manual	Lower	K9067	2 F170
Control Arm				
1990-1986	(Standard Duty, R-Series) (Standard Duty, R-Series)	Left Lower Right Lower	RK640970 RK640969	1 1 F170 F170
Control Arm Bushing				
1990-1986		Lower Front	K201087	2 F170
1979-1975		Lower Front	K201087	2 F170
Strut Bumper Bellows				
1990-1986	(Replacement Type, Contains Bumper)		K90460	2 F170
1979-1975	(Replacement Type, Contains Bumper)		K90460	2 F170
Strut Mount				
1990-1986	(Contains Bearing)		K9662	2 F170
1979-1975	(Contains Bearing)		K9662	2 F170
Sway Bar Link				
1990-1986	(Link And Bushing Kit)		K90118	2 F170
1979	(Link And Bushing Kit)		K90118	2 F170
Sway Bar Repair Kit				
1988-1986	(Contains Bushings Only)		K90252	2 F170
1979-1975	(Contains Bushings Only)		K90252	2 F170
Diesel {240 Series}				
Ball Joint				
1981	Rack & Pinion Manual	Lower	K9067	2 F170
1981-1980	Rack & Pinion Power Rack & Pinion Power	Left Lower Right Lower	K9351 K9350	1 1 F170 F170

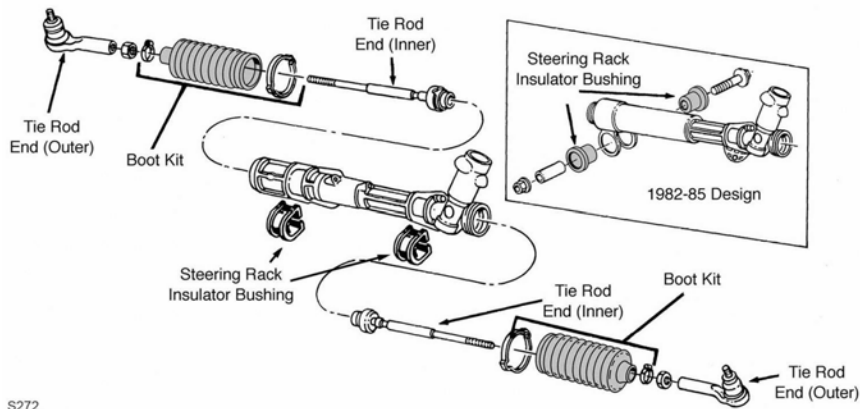
FRONT SUSPENSION (Cont.)				
Year	Model/Application	Part	P/C Qty	Figure
Diesel {240 Series}				
Control Arm Bushing				
1981-1980		Lower Front	K201087	2 F170
Strut Bumper Bellows				
1981-1980	(Replacement Type, Contains Bumper)		K90460	2 F170
Strut Mount				
1981-1980	(Contains Bearing)		K9662	2 F170
Sway Bar Link				
1981-1980	(Link And Bushing Kit)		K90118	2 F170
Sway Bar Repair Kit				
1981-1980	(Contains Bushings Only)		K90252	2 F170
DL {240 Series}				
Ball Joint				
1985-1982		Left Lower	K9351	1 F170
		Right Lower	K9350	1 F170
1981-1980	Rack & Pinion Manual	Lower	K9067	2 F170
	Rack & Pinion Power	Left Lower	K9351	1 F170
	Rack & Pinion Power	Right Lower	K9350	1 F170
Control Arm Bushing				
1985-1980		Lower Front	K201087	2 F170
Strut Bumper Bellows				
1985-1980	(Replacement Type, Contains Bumper)		K90460	2 F170
Strut Mount				
1985-1980	(Contains Bearing)		K9662	2 F170
Sway Bar Link				
1985-1980	(Link And Bushing Kit)		K90118	2 F170
Sway Bar Repair Kit				
1985-1980	(Contains Bushings Only)		K90252	2 F170
GL {240 Series}				
Ball Joint				
1985-1982		Left Lower	K9351	1 F170
		Right Lower	K9350	1 F170
1981	Rack & Pinion Manual	Lower	K9067	2 F170
1981-1980	Rack & Pinion Power	Left Lower	K9351	1 F170
	Rack & Pinion Power	Right Lower	K9350	1 F170
Control Arm Bushing				
1985-1980		Lower Front	K201087	2 F170
Strut Bumper Bellows				
1985-1980	(Replacement Type, Contains Bumper)		K90460	2 F170
Strut Mount				
1985-1980	(Contains Bearing)		K9662	2 F170
Sway Bar Link				
1985-1980	(Link And Bushing Kit)		K90118	2 F170
Sway Bar Repair Kit				
1985-1980	(Contains Bushings Only)		K90252	2 F170
GLT {240 Series}				
Ball Joint				
1983-1982		Left Lower	K9351	1 F170
		Right Lower	K9350	1 F170
1981	Rack & Pinion Manual	Lower	K9067	2 F170
	Rack & Pinion Power	Left Lower	K9351	1 F170
	Rack & Pinion Power	Right Lower	K9350	1 F170
Control Arm Bushing				
1983-1981		Lower Front	K201087	2 F170
Strut Bumper Bellows				
1983-1981	(Replacement Type, Contains Bumper)		K90460	2 F170
Strut Mount				
1983-1981	(Contains Bearing)		K9662	2 F170

VOLVO-240 Series (Cont.)

FRONT SUSPENSION (Cont.)

Year	Model/Application	Part	P/C Qty	Figure
GLT {240 Series}				
Sway Bar Link				
1983-1981	(Link And Bushing Kit)	K90118	2	F170
Sway Bar Repair Kit				
1983-1981	(Contains Bushings Only)	K90252	2	F170
Turbo {240 Series}				
Ball Joint				
1985-1983	Left Lower Right Lower	K9351 K9350	1 1	F170 F170
Control Arm Bushing				
1985-1983	Lower Front	K201087	2	F170
Strut Bumper Bellows				
1985-1983	(Replacement Type, Contains Bumper)	K90460	2	F170
Strut Mount				
1985-1983	(Contains Bearing)	K9662	2	F170
Sway Bar Link				
1985-1983	(Link And Bushing Kit)	K90118	2	F170
Sway Bar Repair Kit				
1985-1983	(Contains Bushings Only)	K90252	2	F170

STEERING



S272

S272

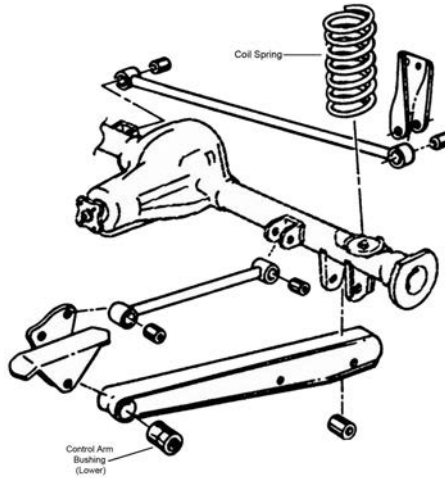
Year	Model/Application	Part	P/C Qty	Figure
242				
Rack & Pinion Boot Kit				
1979-1975	Cam Design Rack And Pinion Gear, Manual Steering ZF Design	K8581 K90080	2 2	S272 S272
Tie Rod End				
1982	ZF Design, (Full Ball Stud Provides 360 Degrees Of Smooth Rotation)	Inner	EV130 ‡	2
1982-1980	Rack With Cam Gear Design And Detachable Housing Tube, Power Steering, (Full Ball Stud Provides 360 Degrees Of Smooth Rotation)	Inner	EV175 ‡	2
		Inner	EV129 ‡	2
1982-1975	(Includes Sunloy-Coated Metal Bearing To Combine Durability With Smooth Stud Swing)	Outer	ES2161R ‡	2 S272
1981	Manual Steering, TRW Design	Inner	EV174	2 S272
1981-1980	Manual Steering, ZF Design, (Full Ball Stud Provides 360 Degrees Of Smooth Rotation) Power Steering, ZF Design, (Full Ball Stud Provides 360 Degrees Of Smooth Rotation)	Inner	EV130 ‡	2
		Inner	EV130 ‡	2
1979-1975	Rack & Pinion Manual	Inner	EV174	2 S272
	Rack & Pinion Power, 19mm Input Shaft, Cam Design Rack And Pinion Gear, (Full Ball Stud Provides 360 Degrees Of Smooth Rotation)	Inner	EV129 ‡	2 S272
	Rack & Pinion Power, 20mm Input Shaft, Cam Design Rack And Pinion Gear, (Full Ball Stud Provides 360 Degrees Of Smooth Rotation)	Inner	EV175 ‡	2 S272
	Rack & Pinion Power, ZF Design Rack And Pinion Gear, (Full Ball Stud Provides 360 Degrees Of Smooth Rotation)	Inner	EV130 ‡	2

STEERING (Cont.)				
Year	Model/Application	Part	P/C Qty	Figure
244				
Rack & Pinion Boot Kit				
1990-1989		K9882	2	S272
1988-1986	ZF Design	K90080	2	S272
1979-1975	Cam Design Rack And Pinion Gear, Manual Steering ZF Design	K8581 K90080	2 2	S272 S272
Tie Rod End				
1990	DL, GL, CAM Rack, (Full Ball Stud Provides 360 Degrees Of Smooth Rotation)	Inner	EV326 ‡	2 S272
1990-1986	(Includes Sunoloy-Coated Metal Bearing To Combine Durability With Smooth Stud Swing)	Outer	ES2161R ‡	2 S272
1989-1988	DL, GL, Power Steering (Non-Variable)(N40), CAM Rack, (Full Ball Stud Provides 360 Degrees Of Smooth Rotation)	Inner	EV326 ‡	2 S272
1989-1986	Rack & Pinion Power, ZF Design Rack And Pinion Gear, (Full Ball Stud Provides 360 Degrees Of Smooth Rotation)	Inner	EV130 ‡	2
1987-1986	Rack & Pinion Power, 19mm Input Shaft, Cam Design Rack And Pinion Gear, (Full Ball Stud Provides 360 Degrees Of Smooth Rotation)	Inner	EV129 ‡	2 S272
1982	ZF Design, (Full Ball Stud Provides 360 Degrees Of Smooth Rotation)	Inner	EV130 ‡	2
1982-1980	Rack With Cam Gear Design And Detachable Housing Tube, Power Steering, (Full Ball Stud Provides 360 Degrees Of Smooth Rotation)	Inner	EV175 ‡	2
	Rack With Cam Gear Design And Non-Detachable Housing Tube, (Full Ball Stud Provides 360 Degrees Of Smooth Rotation)	Inner	EV129 ‡	2
1982-1975	(Includes Sunoloy-Coated Metal Bearing To Combine Durability With Smooth Stud Swing)	Outer	ES2161R ‡	2 S272
1981-1980	Manual Steering, TRW Design	Inner	EV174	2 S272
	Manual Steering, ZF Design, (Full Ball Stud Provides 360 Degrees Of Smooth Rotation)	Inner	EV130 ‡	2
	Power Steering, ZF Design, (Full Ball Stud Provides 360 Degrees Of Smooth Rotation)	Inner	EV130 ‡	2
1979-1975	Rack & Pinion Manual	Inner	EV174	2 S272
	Rack & Pinion Power, 19mm Input Shaft, Cam Design Rack And Pinion Gear, (Full Ball Stud Provides 360 Degrees Of Smooth Rotation)	Inner	EV129 ‡	2 S272
	Rack & Pinion Power, 20mm Input Shaft, Cam Design Rack And Pinion Gear, (Full Ball Stud Provides 360 Degrees Of Smooth Rotation)	Inner	EV175 ‡	2 S272
	Rack & Pinion Power, ZF Design Rack And Pinion Gear, (Full Ball Stud Provides 360 Degrees Of Smooth Rotation)	Inner	EV130 ‡	2
245				
Rack & Pinion Boot Kit				
1990-1989		K9882	2	S272
1988-1986	ZF Design	K90080	2	S272
1979-1975	Cam Design Rack And Pinion Gear, Manual Steering ZF Design	K8581 K90080	2 2	S272 S272
Tie Rod End				
1990	DL, GL, CAM Rack, (Full Ball Stud Provides 360 Degrees Of Smooth Rotation)	Inner	EV326 ‡	2 S272
1990-1986	(Includes Sunoloy-Coated Metal Bearing To Combine Durability With Smooth Stud Swing)	Outer	ES2161R ‡	2 S272
1989-1988	DL, GL, Power Steering (Non-Variable)(N40), CAM Rack, (Full Ball Stud Provides 360 Degrees Of Smooth Rotation)	Inner	EV326 ‡	2 S272
1989-1986	Rack & Pinion Power, ZF Design Rack And Pinion Gear, (Full Ball Stud Provides 360 Degrees Of Smooth Rotation)	Inner	EV130 ‡	2
1987-1986	Rack & Pinion Power, 19mm Input Shaft, Cam Design Rack And Pinion Gear, (Full Ball Stud Provides 360 Degrees Of Smooth Rotation)	Inner	EV129 ‡	2 S272
1982	ZF Design, (Full Ball Stud Provides 360 Degrees Of Smooth Rotation)	Inner	EV130 ‡	2
1982-1980	Rack With Cam Gear Design And Non-Detachable Housing Tube, (Full Ball Stud Provides 360 Degrees Of Smooth Rotation)	Inner	EV129 ‡	2
1982-1975	(Includes Sunoloy-Coated Metal Bearing To Combine Durability With Smooth Stud Swing)	Outer	ES2161R ‡	2 S272
1981-1980	Manual Steering, ZF Design, (Full Ball Stud Provides 360 Degrees Of Smooth Rotation)	Inner	EV130 ‡	2
	Power Steering, ZF Design, (Full Ball Stud Provides 360 Degrees Of Smooth Rotation)	Inner	EV130 ‡	2
1979-1975	Rack & Pinion Manual	Inner	EV174	2 S272
	Rack & Pinion Power, 19mm Input Shaft, Cam Design Rack And Pinion Gear, (Full Ball Stud Provides 360 Degrees Of Smooth Rotation)	Inner	EV129 ‡	2 S272
	Rack & Pinion Power, 20mm Input Shaft, Cam Design Rack And Pinion Gear, (Full Ball Stud Provides 360 Degrees Of Smooth Rotation)	Inner	EV175 ‡	2 S272
	Rack & Pinion Power, ZF Design Rack And Pinion Gear, (Full Ball Stud Provides 360 Degrees Of Smooth Rotation)	Inner	EV130 ‡	2
Diesel {240 Series}				
Rack & Pinion Boot Kit				
1981-1980	ZF Design	K90080	2	S272
Tie Rod End				
1981-1980	(Includes Sunoloy-Coated Metal Bearing To Combine Durability With Smooth Stud Swing)	Outer	ES2161R ‡	2 S272
	Manual Steering, TRW Design	Inner	EV174	2 S272

VOLVO-240 Series (Cont.)

STEERING (Cont.)				
Year	Model/Application	Part	P/C Qty	Figure
Diesel {240 Series}				
Tie Rod End				
1981-1980 (Cont.)	Rack & Pinion Power, 19mm Input Shaft, Cam Design Rack And Pinion Gear, (Full Ball Stud Provides 360 Degrees Of Smooth Rotation)	Inner EV129 ‡	2	S272
	Rack & Pinion Power, 20mm Input Shaft, Cam Design Rack And Pinion Gear, (Full Ball Stud Provides 360 Degrees Of Smooth Rotation)	Inner EV175 ‡	2	S272
	Rack & Pinion Power, ZF Design Rack And Pinion Gear, (Full Ball Stud Provides 360 Degrees Of Smooth Rotation)	Inner EV130 ‡	2	
DL {240 Series}				
Rack & Pinion Boot Kit				
1985-1980	ZF Design	K90080	2	S272
1981-1980	Cam Design Rack And Pinion Gear, Manual Steering	K8581	2	S272
Tie Rod End				
1985-1980	(Includes Sunoloy-Coated Metal Bearing To Combine Durability With Smooth Stud Swing)	Outer ES2161R ‡	2	S272
	Rack & Pinion Power, 19mm Input Shaft, Cam Design Rack And Pinion Gear, (Full Ball Stud Provides 360 Degrees Of Smooth Rotation)	Inner EV129 ‡	2	S272
	Rack & Pinion Power, ZF Design Rack And Pinion Gear, (Full Ball Stud Provides 360 Degrees Of Smooth Rotation)	Inner EV130 ‡	2	
1984-1980	Rack & Pinion Power, 20mm Input Shaft, Cam Design Rack And Pinion Gear, (Full Ball Stud Provides 360 Degrees Of Smooth Rotation)	Inner EV175 ‡	2	S272
1981-1980	Rack & Pinion Manual	Inner EV174	2	S272
GL {240 Series}				
Rack & Pinion Boot Kit				
1985-1980	ZF Design	K90080	2	S272
Tie Rod End				
1985-1980	(Includes Sunoloy-Coated Metal Bearing To Combine Durability With Smooth Stud Swing)	Outer ES2161R ‡	2	S272
	Rack & Pinion Power, 19mm Input Shaft, Cam Design Rack And Pinion Gear, (Full Ball Stud Provides 360 Degrees Of Smooth Rotation)	Inner EV129 ‡	2	S272
	Rack & Pinion Power, ZF Design Rack And Pinion Gear, (Full Ball Stud Provides 360 Degrees Of Smooth Rotation)	Inner EV130 ‡	2	
1984-1980	Rack & Pinion Power, 20mm Input Shaft, Cam Design Rack And Pinion Gear, (Full Ball Stud Provides 360 Degrees Of Smooth Rotation)	Inner EV175 ‡	2	S272
1981-1980	Manual Steering, TRW Design	Inner EV174	2	S272
GLT {240 Series}				
Rack & Pinion Boot Kit				
1983-1981	ZF Design	K90080	2	S272
Tie Rod End				
1983-1981	(Includes Sunoloy-Coated Metal Bearing To Combine Durability With Smooth Stud Swing)	Outer ES2161R ‡	2	S272
	Rack & Pinion Power, 19mm Input Shaft, Cam Design Rack And Pinion Gear, (Full Ball Stud Provides 360 Degrees Of Smooth Rotation)	Inner EV129 ‡	2	S272
	Rack & Pinion Power, 20mm Input Shaft, Cam Design Rack And Pinion Gear, (Full Ball Stud Provides 360 Degrees Of Smooth Rotation)	Inner EV175 ‡	2	S272
	Rack & Pinion Power, ZF Design Rack And Pinion Gear, (Full Ball Stud Provides 360 Degrees Of Smooth Rotation)	Inner EV130 ‡	2	
1981	Manual Steering, TRW Design	Inner EV174	2	S272
Turbo {240 Series}				
Rack & Pinion Boot Kit				
1985-1983	ZF Design	K90080	2	S272
Tie Rod End				
1985-1983	(Includes Sunoloy-Coated Metal Bearing To Combine Durability With Smooth Stud Swing)	Outer ES2161R ‡	2	S272
	Rack & Pinion Power, 19mm Input Shaft, Cam Design Rack And Pinion Gear, (Full Ball Stud Provides 360 Degrees Of Smooth Rotation)	Inner EV129 ‡	2	S272
	Rack & Pinion Power, ZF Design Rack And Pinion Gear, (Full Ball Stud Provides 360 Degrees Of Smooth Rotation)	Inner EV130 ‡	2	
1984-1983	Rack & Pinion Power, 20mm Input Shaft, Cam Design Rack And Pinion Gear, (Full Ball Stud Provides 360 Degrees Of Smooth Rotation)	Inner EV175 ‡	2	S272

REAR SUSPENSION



R331

Year	Model/Application	Part	P/C Qty	Figure
242				
Control Arm				
1979-1975	(R-Series) Lower	RK641290	2	R331
Control Arm Bushing				
1979-1975	Lower Front	K201097	2	
Track Bar Bushing				
1979-1975	To Axle To Frame	K201092 K201041	1 1	R331
244				
Control Arm				
1990-1986	(R-Series) Lower	RK641290	2	R331
1979-1975	(R-Series) Lower	RK641290	2	R331
Control Arm Bushing				
1977-1975	Lower Front	K201097	2	
Track Bar Bushing				
1990-1986	To Axle To Frame	K201092 K201041	1 1	R331 R331
1979-1975	To Axle To Frame	K201092 K201041	1 1	R331 R331
245				
Control Arm				
1990-1986	(R-Series) Lower	RK641290	2	R331
1979-1975	(R-Series) Lower	RK641290	2	R331
Control Arm Bushing				
1977-1975	Lower Front	K201097	2	
Track Bar Bushing				
1990-1986	To Axle To Frame	K201092 K201041	1 1	R331 R331
1979-1975	To Axle To Frame	K201092 K201041	1 1	R331 R331
Diesel {240 Series}				
Control Arm				
1981-1980	(R-Series) Lower	RK641290	2	R331
Track Bar Bushing				
1981-1980	To Axle To Frame	K201092 K201041	1 1	R331 R331
DL {240 Series}				
Control Arm				
1985-1980	(R-Series) Lower	RK641290	2	R331
Track Bar Bushing				
1985-1980	To Axle To Frame	K201092 K201041	1 1	R331 R331

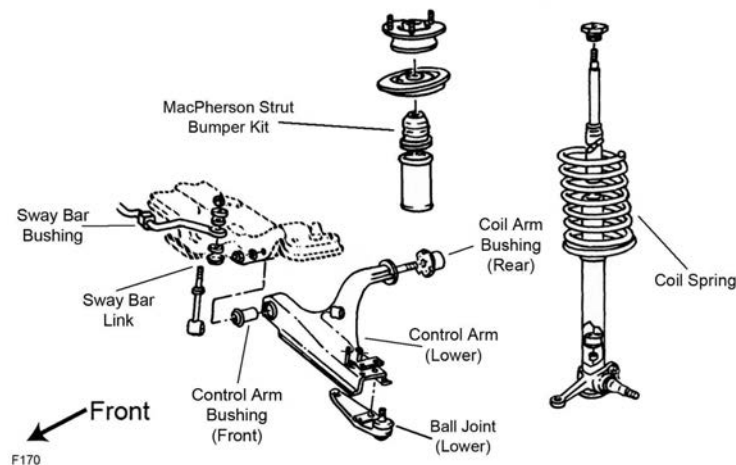
VOLVO-240 Series (Cont.)

REAR SUSPENSION (Cont.)

Year	Model/Application	Part	P/C Qty	Figure
GL {240 Series}				
Control Arm				
1985-1980	(R-Series) Lower	RK641290	2	R331
Track Bar Bushing				
1985-1980	To Axle To Frame	K201092 K201041	1 1	R331 R331
GLT {240 Series}				
Control Arm				
1983-1981	(R-Series) Lower	RK641290	2	R331
Track Bar Bushing				
1983-1981	To Axle To Frame	K201092 K201041	1 1	R331 R331
Turbo {240 Series}				
Control Arm				
1985-1983	(R-Series) Lower	RK641290	2	R331
Track Bar Bushing				
1985-1983	To Axle To Frame	K201092 K201041	1 1	R331 R331

VOLVO-260 Series

FRONT SUSPENSION



F170

Year	Model/Application	Part	P/C Qty	Figure	
262					
Ball Joint					
1979	Rack & Pinion Power Rack & Pinion Power	Left Lower Right Lower	K9351 K9350	1 1	F170 F170
1978-1977	Rack & Pinion Manual, Except Taxi	Lower	K9067	2	F170
1976	Rack & Pinion Manual	Lower	K9067	2	F170
Strut Bumper Bellows					
1979-1976	(Replacement Type, Contains Bumper)		K90460	2	F170
Strut Mount					
1979-1976	(Contains Bearing)		K9662	2	F170
Sway Bar Link					
1979	(Link And Bushing Kit)		K90118	2	F170
Sway Bar Repair Kit					
1979-1976	(Contains Bushings Only)		K90252	2	F170
264					
Ball Joint					
1979	Rack & Pinion Power Rack & Pinion Power	Left Lower Right Lower	K9351 K9350	1 1	F170 F170

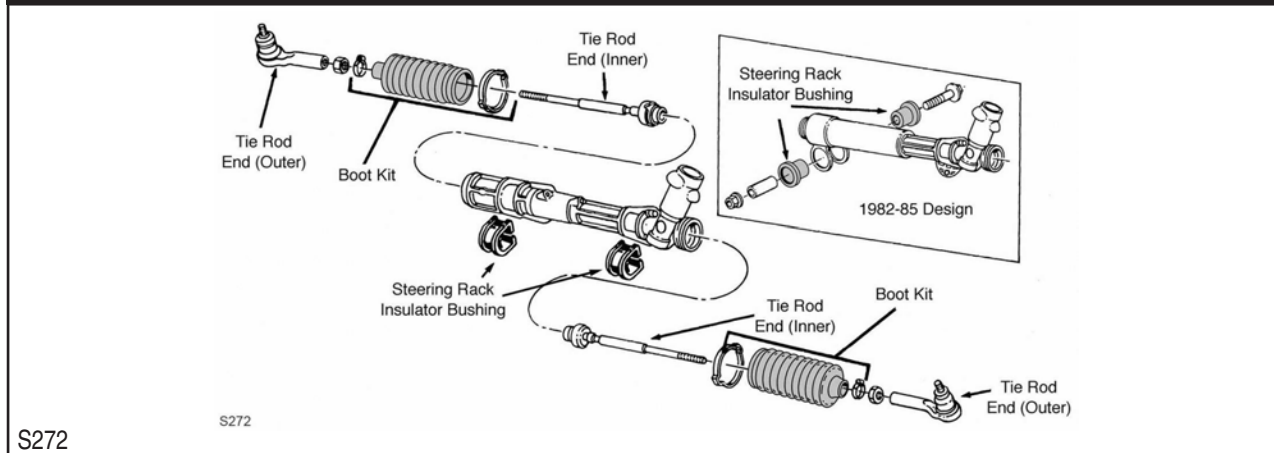
FRONT SUSPENSION (Cont.)					
Year	Model/Application	Part	P/C Qty	Figure	
264					
Ball Joint					
1978-1977	Rack & Pinion Manual, Except Taxi	Lower	K9067	2	F170
1976	Rack & Pinion Manual	Lower	K9067	2	F170
Strut Bumper Bellows					
1979-1976	(Replacement Type, Contains Bumper)		K90460	2	F170
Strut Mount					
1979-1976	(Contains Bearing)		K9662	2	F170
Sway Bar Link					
1979	(Link And Bushing Kit)		K90118	2	F170
Sway Bar Repair Kit					
1979-1976	(Contains Bushings Only)		K90252	2	F170
265					
Ball Joint					
1979	Rack & Pinion Power	Left Lower	K9351	1	F170
	Rack & Pinion Power	Right Lower	K9350	1	F170
1978-1977	Rack & Pinion Manual, Except Taxi	Lower	K9067	2	F170
1976	Rack & Pinion Manual	Lower	K9067	2	F170
Strut Bumper Bellows					
1979-1976	(Replacement Type, Contains Bumper)		K90460	2	F170
Strut Mount					
1979-1976	(Contains Bearing)		K9662	2	F170
Sway Bar Link					
1979	(Link And Bushing Kit)		K90118	2	F170
Sway Bar Repair Kit					
1979-1976	(Contains Bushings Only)		K90252	2	F170
C {260 Series}					
Ball Joint					
1981-1980	Rack & Pinion Power	Left Lower	K9351	1	F170
	Rack & Pinion Power	Right Lower	K9350	1	F170
Strut Bumper Bellows					
1981-1980	(Replacement Type, Contains Bumper)		K90460	2	F170
Strut Mount					
1981-1980	(Contains Bearing)		K9662	2	F170
Sway Bar Link					
1981-1980	(Link And Bushing Kit)		K90118	2	F170
Sway Bar Repair Kit					
1981-1980	(Contains Bushings Only)		K90252	2	F170
Diesel {260 Series}					
Ball Joint					
1981-1980	Rack & Pinion Power	Left Lower	K9351	1	F170
	Rack & Pinion Power	Right Lower	K9350	1	F170
Strut Bumper Bellows					
1981-1980	(Replacement Type, Contains Bumper)		K90460	2	F170
Strut Mount					
1981-1980	(Contains Bearing)		K9662	2	F170
Sway Bar Link					
1981-1980	(Link And Bushing Kit)		K90118	2	F170
Sway Bar Repair Kit					
1981-1980	(Contains Bushings Only)		K90252	2	F170
GLE {260 Series}					
Ball Joint					
1982-1980	Rack & Pinion Power	Left Lower	K9351	1	F170
	Rack & Pinion Power	Right Lower	K9350	1	F170
Strut Bumper Bellows					
1982-1980	(Replacement Type, Contains Bumper)		K90460	2	F170

VOLVO-260 Series (Cont.)

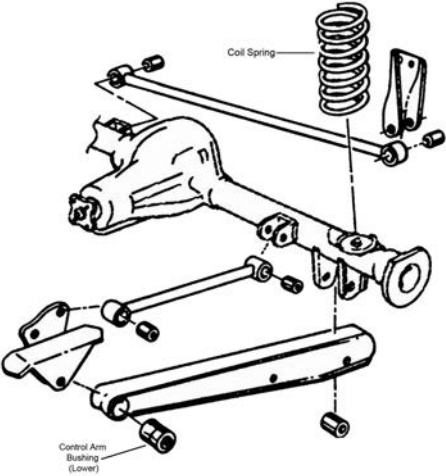
FRONT SUSPENSION (Cont.)

Year	Model/Application	Part	P/C Qty	Figure
GLE {260 Series}				
Strut Mount				
1982-1980	(Contains Bearing)	K9662	2	F170
Sway Bar Link				
1982-1980	(Link And Bushing Kit)	K90118	2	F170
Sway Bar Repair Kit				
1982-1980	(Contains Bushings Only)	K90252	2	F170

STEERING



Year	Model/Application	Part	P/C Qty	Figure
262				
Rack & Pinion Boot Kit				
1979-1978	ZF Design	K90080	2	S272
1978-1976	Cam Design Rack And Pinion Gear, Manual Steering	K8581	2	
1976	ZF Design	K90080	2	S272
Tie Rod End				
1979-1978	(Includes Sunloy-Coated Metal Bearing To Combine Durability With Smooth Stud Swing) Outer	ES2161R ‡	2	S272
1979-1976	Rack & Pinion Power, 19mm Input Shaft, Cam Design Rack And Pinion Gear, (Full Ball Stud Provides 360 Degrees Of Smooth Rotation) Inner	EV129 ‡	2	S272
	Rack & Pinion Power, 20mm Input Shaft, Cam Design Rack And Pinion Gear, (Full Ball Stud Provides 360 Degrees Of Smooth Rotation) Inner	EV175 ‡	2	S272
	Rack & Pinion Power, ZF Design Rack And Pinion Gear, (Full Ball Stud Provides 360 Degrees Of Smooth Rotation) Inner	EV130 ‡	2	
1978-1976	Rack & Pinion Manual Inner	EV174	2	S272
1976	(Includes Sunloy-Coated Metal Bearing To Combine Durability With Smooth Stud Swing) Outer	ES2161R ‡	2	S272
264				
Rack & Pinion Boot Kit				
1979-1976	ZF Design	K90080	2	S272
1978-1976	Cam Design Rack And Pinion Gear, Manual Steering	K8581	2	
Tie Rod End				
1979-1976	(Includes Sunloy-Coated Metal Bearing To Combine Durability With Smooth Stud Swing) Outer	ES2161R ‡	2	S272
	Rack & Pinion Power, 19mm Input Shaft, Cam Design Rack And Pinion Gear, (Full Ball Stud Provides 360 Degrees Of Smooth Rotation) Inner	EV129 ‡	2	S272
	Rack & Pinion Power, 20mm Input Shaft, Cam Design Rack And Pinion Gear, (Full Ball Stud Provides 360 Degrees Of Smooth Rotation) Inner	EV175 ‡	2	S272
	Rack & Pinion Power, ZF Design Rack And Pinion Gear, (Full Ball Stud Provides 360 Degrees Of Smooth Rotation) Inner	EV130 ‡	2	
1978-1976	Rack & Pinion Manual Inner	EV174	2	S272
265				
Rack & Pinion Boot Kit				
1979-1976	ZF Design	K90080	2	S272
1978-1976	Cam Design Rack And Pinion Gear, Manual Steering	K8581	2	
Tie Rod End				
1979-1976	(Includes Sunloy-Coated Metal Bearing To Combine Durability With Smooth Stud Swing) Outer	ES2161R ‡	2	S272
	Rack & Pinion Power, 19mm Input Shaft, Cam Design Rack And Pinion Gear, (Full Ball Stud Provides 360 Degrees Of Smooth Rotation) Inner	EV129 ‡	2	S272

STEERING (Cont.)				
Year	Model/Application	Part	P/C Qty	Figure
265				
Tie Rod End				
1979-1976 (Cont.)	Rack & Pinion Power, 20mm Input Shaft, Cam Design Rack And Pinion Gear, (Full Ball Stud Provides 360 Degrees Of Smooth Rotation)	Inner	EV175 ‡	2 S272
	Rack & Pinion Power, ZF Design Rack And Pinion Gear, (Full Ball Stud Provides 360 Degrees Of Smooth Rotation)	Inner	EV130 ‡	2
1978-1976	Rack & Pinion Manual	Inner	EV174	2 S272
C {260 Series}				
Rack & Pinion Boot Kit				
1981-1980	ZF Design		K90080	2 S272
Tie Rod End				
1981-1980	(Includes Sunoloy-Coated Metal Bearing To Combine Durability With Smooth Stud Swing) Rack & Pinion Power, 19mm Input Shaft, Cam Design Rack And Pinion Gear, (Full Ball Stud Provides 360 Degrees Of Smooth Rotation)	Outer	ES2161R ‡	2 S272
		Inner	EV129 ‡	2 S272
	Rack & Pinion Power, 20mm Input Shaft, Cam Design Rack And Pinion Gear, (Full Ball Stud Provides 360 Degrees Of Smooth Rotation)	Inner	EV175 ‡	2 S272
	Rack & Pinion Power, ZF Design Rack And Pinion Gear, (Full Ball Stud Provides 360 Degrees Of Smooth Rotation)	Inner	EV130 ‡	2
Diesel {260 Series}				
Rack & Pinion Boot Kit				
1981-1980	ZF Design		K90080	2 S272
Tie Rod End				
1981-1980	(Includes Sunoloy-Coated Metal Bearing To Combine Durability With Smooth Stud Swing) Rack & Pinion Power, 19mm Input Shaft, Cam Design Rack And Pinion Gear, (Full Ball Stud Provides 360 Degrees Of Smooth Rotation)	Outer	ES2161R ‡	2 S272
		Inner	EV129 ‡	2 S272
	Rack & Pinion Power, 20mm Input Shaft, Cam Design Rack And Pinion Gear, (Full Ball Stud Provides 360 Degrees Of Smooth Rotation)	Inner	EV175 ‡	2 S272
	Rack & Pinion Power, ZF Design Rack And Pinion Gear, (Full Ball Stud Provides 360 Degrees Of Smooth Rotation)	Inner	EV130 ‡	2
GLE {260 Series}				
Rack & Pinion Boot Kit				
1982-1980	ZF Design		K90080	2 S272
Tie Rod End				
1982-1980	(Includes Sunoloy-Coated Metal Bearing To Combine Durability With Smooth Stud Swing) Rack & Pinion Power, 19mm Input Shaft, Cam Design Rack And Pinion Gear, (Full Ball Stud Provides 360 Degrees Of Smooth Rotation)	Outer	ES2161R ‡	2 S272
		Inner	EV129 ‡	2 S272
	Rack & Pinion Power, 20mm Input Shaft, Cam Design Rack And Pinion Gear, (Full Ball Stud Provides 360 Degrees Of Smooth Rotation)	Inner	EV175 ‡	2 S272
	Rack & Pinion Power, ZF Design Rack And Pinion Gear, (Full Ball Stud Provides 360 Degrees Of Smooth Rotation)	Inner	EV130 ‡	2
REAR SUSPENSION				
				
R331				
Year	Model/Application	Part	P/C Qty	Figure
262				
Control Arm Bushing				
1977-1976	Lower Front	K201097	2	

VOLVO-260 Series (Cont.)

REAR SUSPENSION (Cont.)				
Year	Model/Application	Part	P/C Qty	Figure
262				
Track Bar Bushing				
1979-1976		To Axle To Frame	K201092 K201041	1 1 R331 R331
264				
Control Arm				
1979-1976	(R-Series)	Lower	RK641290	2 R331
Control Arm Bushing				
1977-1976		Lower Front	K201097	2
Track Bar Bushing				
1979-1976		To Axle To Frame	K201092 K201041	1 1 R331 R331
265				
Control Arm				
1979-1976	(R-Series)	Lower	RK641290	2 R331
Control Arm Bushing				
1977-1976		Lower Front	K201097	2
Track Bar Bushing				
1979-1976		To Axle To Frame	K201092 K201041	1 1 R331 R331
C {260 Series}				
Control Arm				
1981-1980	(R-Series)	Lower	RK641290	2 R331
Track Bar Bushing				
1981-1980		To Frame	K201041	1 R331
Diesel {260 Series}				
Control Arm				
1981-1980	(R-Series)	Lower	RK641290	2 R331
Track Bar Bushing				
1981-1980		To Frame	K201041	1 R331
GLE {260 Series}				
Control Arm				
1982-1980	(R-Series)	Lower	RK641290	2 R331
Track Bar Bushing				
1982-1980		To Frame	K201041	1 R331

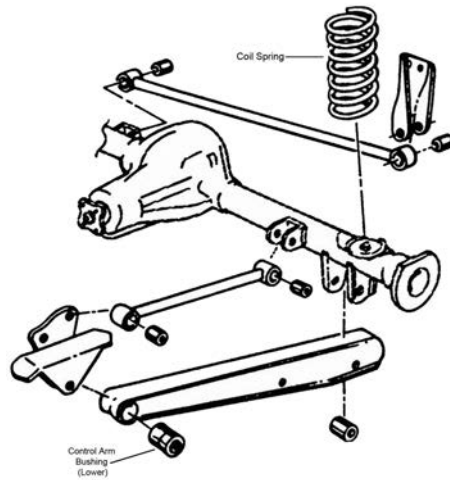
VOLVO-740 Series

FRONT SUSPENSION				
Year	Model/Application	Part	P/C Qty	Figure
740				
Ball Joint				
1990-1985		Lower	K9141	2
Control Arm				
1990-1985	(Contains Frame Bushing, Steel Arm, R-Series) (Contains Frame Bushing, Steel Arm, R-Series)	Left Lower Right Lower	RK640974 RK640973	1 1
Control Arm Bushing				
1990-1985	(High Quality Elastomer For Durability And Performance)	Lower	K200339 ‡	2
Strut Bumper Bellows				
1990-1985	(Contains Bumper) (Original Equipment Type)		K90461 K201415	2 2
Strut Mount				
1990-1985	Except Nivomat Rear Suspension, (Contains Bearing)		K9668	2
Strut Rod Bushing				
1990-1985	(Design Allows Ease Of Installation)	To Arm	K200128 ‡	4
Sway Bar Link				
1990-1985	Steel Arm		K90710	2

FRONT SUSPENSION (Cont.)																																																																													
Year	Model/Application	Part	P/C Qty	Figure																																																																									
740																																																																													
Wheel Hub & Bearing Assembly																																																																													
1990-1989	4 Wheel ABS	513170	2																																																																										
1990-1988	Non ABS	513128	2																																																																										
1988	4 Wheel ABS	513213	2																																																																										
745																																																																													
Ball Joint																																																																													
1985	Lower	K9141	2																																																																										
Strut Bumper Bellows																																																																													
1985	(Contains Bumper)	K90461	2																																																																										
Strut Mount																																																																													
1985	Except Nivomat Rear Suspension, (Contains Bearing)	K9668	2																																																																										
Sway Bar Link																																																																													
1985	Steel Arm	K90710	2																																																																										
STEERING																																																																													
<p>S272</p>																																																																													
<table border="1"> <thead> <tr> <th>Year</th> <th>Model/Application</th> <th>Part</th> <th>P/C Qty</th> <th>Figure</th> </tr> </thead> <tbody> <tr> <td colspan="5">740</td> </tr> <tr> <td colspan="5">Rack & Pinion Boot Kit</td> </tr> <tr> <td>1990-1985</td> <td>Cam Design Rack And Pinion Gear</td> <td>K9882</td> <td>2</td> <td>S272</td> </tr> <tr> <td colspan="5">Tie Rod End</td> </tr> <tr> <td>1990-1989</td> <td>Cam Design Rack And Pinion Gear, 14mm Thread At Inner End, (Full Ball Stud Provides 360 Degrees Of Smooth Rotation)</td> <td>Inner EV332 ‡</td> <td>2</td> <td>S272</td> </tr> <tr> <td rowspan="2">1990-1985</td> <td rowspan="2">(Includes Sunoloy-Coated Metal Bearing To Combine Durability With Smooth Stud Swing) 18mm Thread At Inner End, (Full Ball Stud Provides 360 Degrees Of Smooth Rotation)</td> <td>Outer ES2161R ‡</td> <td>2</td> <td rowspan="2">S272</td> </tr> <tr> <td>Inner EV274 ‡</td> <td>2</td> </tr> <tr> <td rowspan="2">1990-1985</td> <td rowspan="2">ZF Design Rack And Pinion Gear, 16mm Thread At Inner End, (Full Ball Stud Provides 360 Degrees Of Smooth Rotation)</td> <td>Inner EV292 ‡</td> <td>2</td> <td rowspan="2"></td> </tr> <tr> <td></td> <td></td> </tr> <tr> <td colspan="5">745</td> </tr> <tr> <td colspan="5">Rack & Pinion Boot Kit</td> </tr> <tr> <td>1985</td> <td>Cam Design Rack And Pinion Gear</td> <td>K9882</td> <td>2</td> <td>S272</td> </tr> <tr> <td colspan="5">Tie Rod End</td> </tr> <tr> <td rowspan="3">1985</td> <td rowspan="3">(Includes Sunoloy-Coated Metal Bearing To Combine Durability With Smooth Stud Swing) 18mm Thread At Inner End, (Full Ball Stud Provides 360 Degrees Of Smooth Rotation)</td> <td>Outer ES2161R ‡</td> <td>2</td> <td rowspan="3">S272</td> </tr> <tr> <td>Inner EV274 ‡</td> <td>2</td> </tr> <tr> <td>Inner EV292 ‡</td> <td>2</td> </tr> </tbody> </table>					Year	Model/Application	Part	P/C Qty	Figure	740					Rack & Pinion Boot Kit					1990-1985	Cam Design Rack And Pinion Gear	K9882	2	S272	Tie Rod End					1990-1989	Cam Design Rack And Pinion Gear, 14mm Thread At Inner End, (Full Ball Stud Provides 360 Degrees Of Smooth Rotation)	Inner EV332 ‡	2	S272	1990-1985	(Includes Sunoloy-Coated Metal Bearing To Combine Durability With Smooth Stud Swing) 18mm Thread At Inner End, (Full Ball Stud Provides 360 Degrees Of Smooth Rotation)	Outer ES2161R ‡	2	S272	Inner EV274 ‡	2	1990-1985	ZF Design Rack And Pinion Gear, 16mm Thread At Inner End, (Full Ball Stud Provides 360 Degrees Of Smooth Rotation)	Inner EV292 ‡	2				745					Rack & Pinion Boot Kit					1985	Cam Design Rack And Pinion Gear	K9882	2	S272	Tie Rod End					1985	(Includes Sunoloy-Coated Metal Bearing To Combine Durability With Smooth Stud Swing) 18mm Thread At Inner End, (Full Ball Stud Provides 360 Degrees Of Smooth Rotation)	Outer ES2161R ‡	2	S272	Inner EV274 ‡	2	Inner EV292 ‡	2
Year	Model/Application	Part	P/C Qty	Figure																																																																									
740																																																																													
Rack & Pinion Boot Kit																																																																													
1990-1985	Cam Design Rack And Pinion Gear	K9882	2	S272																																																																									
Tie Rod End																																																																													
1990-1989	Cam Design Rack And Pinion Gear, 14mm Thread At Inner End, (Full Ball Stud Provides 360 Degrees Of Smooth Rotation)	Inner EV332 ‡	2	S272																																																																									
1990-1985	(Includes Sunoloy-Coated Metal Bearing To Combine Durability With Smooth Stud Swing) 18mm Thread At Inner End, (Full Ball Stud Provides 360 Degrees Of Smooth Rotation)	Outer ES2161R ‡	2	S272																																																																									
		Inner EV274 ‡	2																																																																										
1990-1985	ZF Design Rack And Pinion Gear, 16mm Thread At Inner End, (Full Ball Stud Provides 360 Degrees Of Smooth Rotation)	Inner EV292 ‡	2																																																																										
745																																																																													
Rack & Pinion Boot Kit																																																																													
1985	Cam Design Rack And Pinion Gear	K9882	2	S272																																																																									
Tie Rod End																																																																													
1985	(Includes Sunoloy-Coated Metal Bearing To Combine Durability With Smooth Stud Swing) 18mm Thread At Inner End, (Full Ball Stud Provides 360 Degrees Of Smooth Rotation)	Outer ES2161R ‡	2	S272																																																																									
		Inner EV274 ‡	2																																																																										
		Inner EV292 ‡	2																																																																										

VOLVO-740 Series (Cont.)

REAR SUSPENSION



R331

Year	Model/Application	Part	P/C Qty	Figure	
740					
Control Arm Bushing					
1990-1985		Lower To Frame To Axle	K201090 K201040	4 4	R331 R331
Track Bar Bushing					
1990-1985		To Axle To Frame	K201092 K201041	1 1	R331 R331
745					
Control Arm Bushing					
1985		Lower To Frame To Axle	K201090 K201040	4 4	R331 R331
Track Bar Bushing					
1985		To Axle To Frame	K201092 K201041	1 1	R331 R331

VOLVO-760 Series

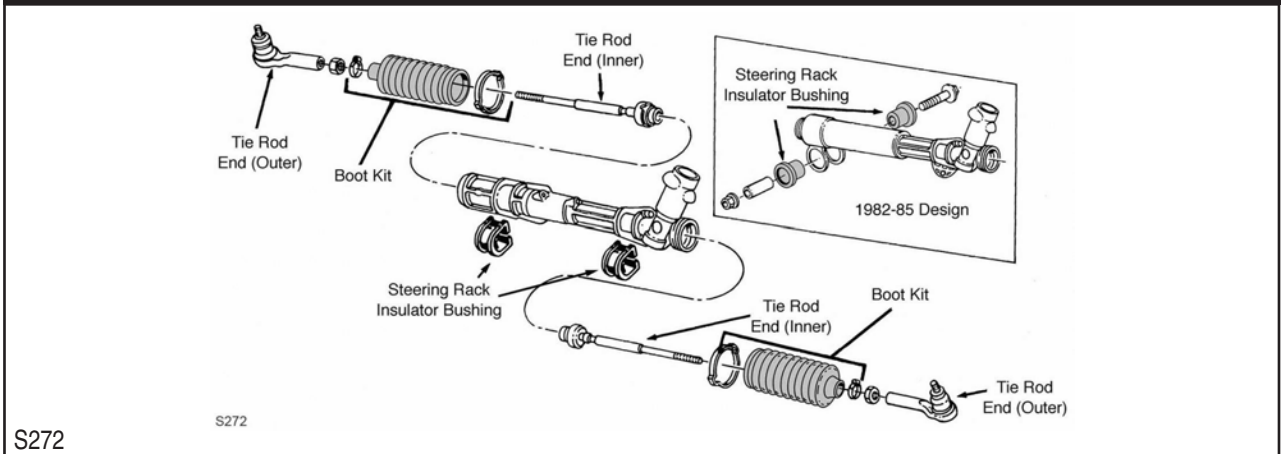
FRONT SUSPENSION

Year	Model/Application	Part	P/C Qty	Figure	
760					
Ball Joint					
1990-1983		Lower	K9141	2	
Control Arm					
1990-1983	(Contains Frame Bushing, Steel Arm, R-Series) (Contains Frame Bushing, Steel Arm, R-Series)	Left Lower Right Lower	RK640974 RK640973	1 1	
Strut Bumper Bellows					
1990-1983	(Contains Bumper) (Original Equipment Type)		K90461 K201415	2 2	
Strut Mount					
1990-1983	Except Nivomat Rear Suspension, (Contains Bearing)		K9668	2	
Strut Rod Bushing					
1990-1985	(Design Allows Ease Of Installation)	To Arm	K200128 ‡	4	
Sway Bar Link					
1990-1983			K90710	2	
Sway Bar Repair Kit					
1990-1983	(Contains Bushings Only)		K90252	2	
Wheel Hub & Bearing Assembly					
1990-1988			513128	2	
765					
Strut Mount					
1985	Except Nivomat Rear Suspension, (Contains Bearing)		K9668	2	

FRONT SUSPENSION (Cont.)

Year	Model/Application	Part	P/C Qty	Figure
765				
Sway Bar Link				
1985		K90710	2	
Sway Bar Repair Kit				
1985	(Contains Bushings Only)	K90252	2	

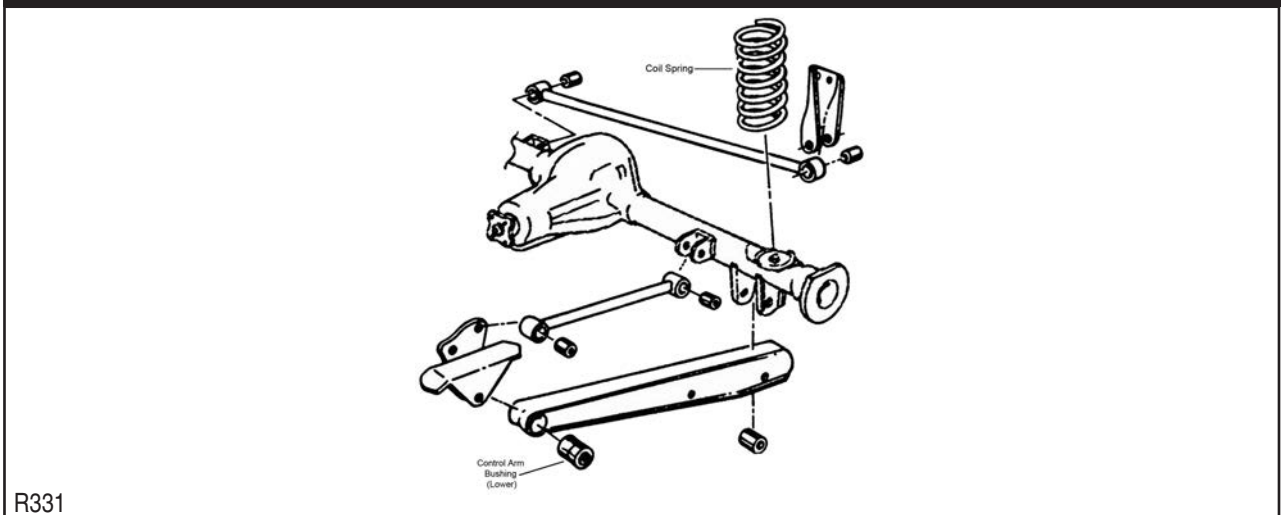
STEERING



Year	Model/Application	Part	P/C Qty	Figure
760				
Rack & Pinion Boot Kit				
1990-1988	Cam Design Rack And Pinion Gear	K9882	2	S272
Tie Rod End				
1990-1989	Cam Design Rack And Pinion Gear, 14mm Thread At Inner End, (Full Ball Stud Provides 360 Degrees Of Smooth Rotation)	Inner EV332 ‡	2	S272
1990-1986	(Includes Sunoloy-Coated Metal Bearing To Combine Durability With Smooth Stud Swing)	Outer ES2161R ‡	2	S272
1990-1985	18mm Thread At Inner End, (Full Ball Stud Provides 360 Degrees Of Smooth Rotation) ZF Design Rack And Pinion Gear, 16mm Thread At Inner End, (Full Ball Stud Provides 360 Degrees Of Smooth Rotation)	Inner EV274 ‡	2	
		Inner EV292 ‡	2	
1985	GLE, Turbo, Turbo Diesel, (Includes Sunoloy-Coated Metal Bearing To Combine Durability With Smooth Stud Swing)	Outer ES2161R ‡	2	S272
1984-1983	(Includes Sunoloy-Coated Metal Bearing To Combine Durability With Smooth Stud Swing)	Outer ES2161R ‡	2	S272

765				
Tie Rod End				
1985	18mm Thread At Inner End, (Full Ball Stud Provides 360 Degrees Of Smooth Rotation) ZF Design Rack And Pinion Gear, 16mm Thread At Inner End, (Full Ball Stud Provides 360 Degrees Of Smooth Rotation)	Inner EV274 ‡	2	
		Inner EV292 ‡	2	

REAR SUSPENSION



VOLVO-760 Series (Cont.)

REAR SUSPENSION (Cont.)

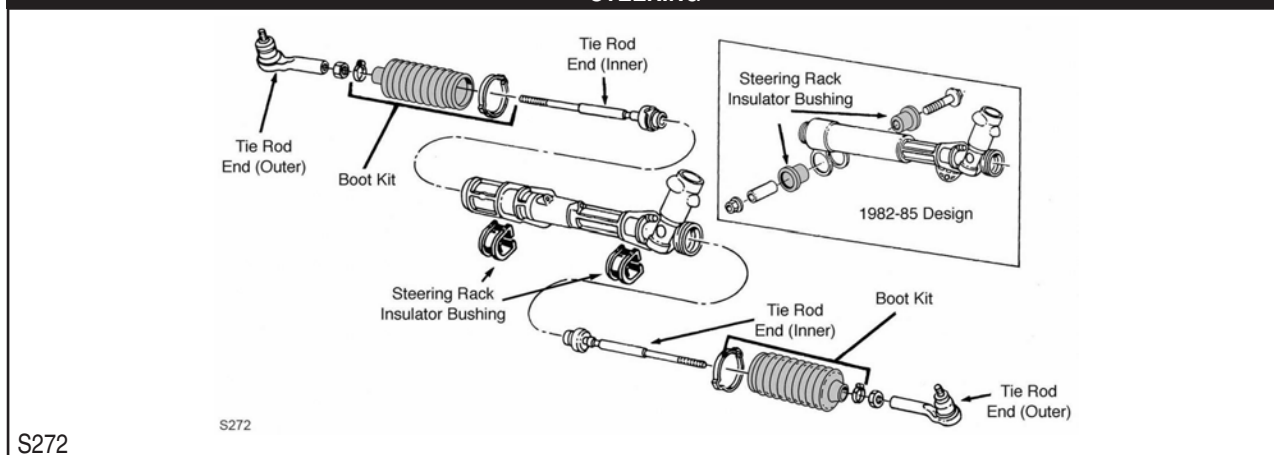
Year	Model/Application	Part	P/C Qty	Figure
760				
Control Arm Bushing				
1990-1984	4 Dr. Station Wagon	To Axle	K201040	4 R331
	4 Dr. Station Wagon	To Frame	K201090	4 R331
Track Bar Bushing				
1990-1984	4 Dr. Station Wagon	To Axle	K201092	1 R331
	4 Dr. Station Wagon	To Frame	K201041	1 R331
765				
Control Arm Bushing				
1985	4 Dr. Station Wagon	To Axle	K201040	4 R331
	4 Dr. Station Wagon	To Frame	K201090	4 R331
Track Bar Bushing				
1985	4 Dr. Station Wagon	To Axle	K201092	1 R331
	4 Dr. Station Wagon	To Frame	K201041	1 R331

VOLVO-780 Series

FRONT SUSPENSION

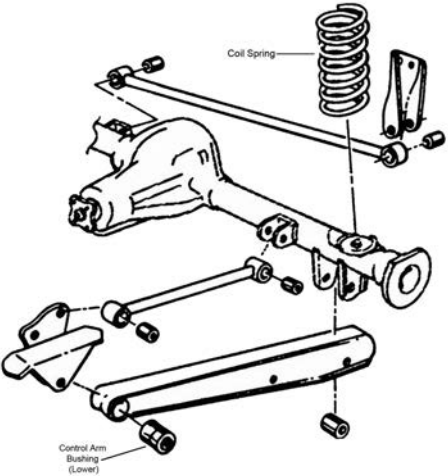
Year	Model/Application	Part	P/C Qty	Figure
780				
Ball Joint				
1990-1987		Lower	K9141	2
Strut Bumper Bellows				
1990-1987	(Contains Bumper)		K90461	2
1990-1986	(Original Equipment Type)		K201415	2
Strut Mount				
1990-1988	Except Nivomat Rear Suspension, (Contains Bearing)		K9668	2
Sway Bar Repair Kit				
1990-1987	(Bolts Not Included) 5.5" Length, (Includes Polyurethane Bushings And Solid Metal Sleeve For Enhanced Performance. Barrel Nut Allows For Easier Installation.)		K3188 K700528 ‡	2 1
Wheel Hub & Bearing Assembly				
1990-1988			513128	2

STEERING

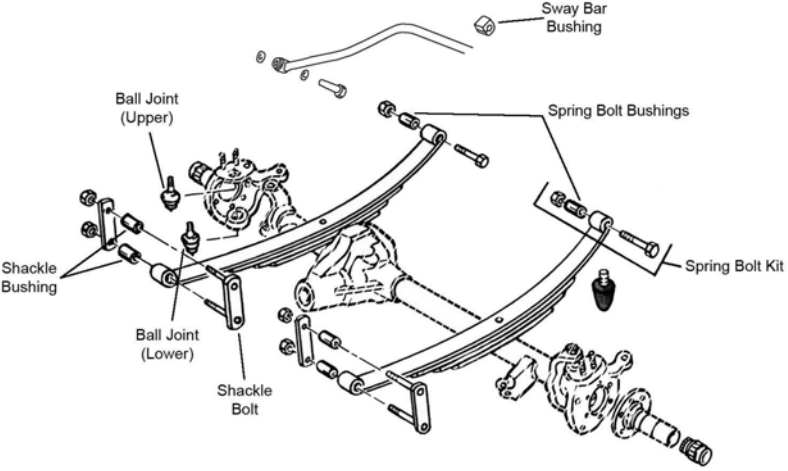


S272

Year	Model/Application	Part	P/C Qty	Figure
780				
Tie Rod End				
1990-1989	Cam Design Rack And Pinion Gear, 14mm Thread At Inner End, (Full Ball Stud Provides 360 Degrees Of Smooth Rotation)	Inner	EV332 ‡	2 S272
1990-1987	(Includes Sunoloy-Coated Metal Bearing To Combine Durability With Smooth Stud Swing)	Outer	ES2161R ‡	2 S272
1990-1986	18mm Thread At Inner End, (Full Ball Stud Provides 360 Degrees Of Smooth Rotation)	Inner	EV274 ‡	2
	ZF Design Rack And Pinion Gear, 16mm Thread At Inner End, (Full Ball Stud Provides 360 Degrees Of Smooth Rotation)	Inner	EV292 ‡	2
1988	14mm Thread At Inner End, (Full Ball Stud Provides 360 Degrees Of Smooth Rotation)	Inner	EV332 ‡	2 S272

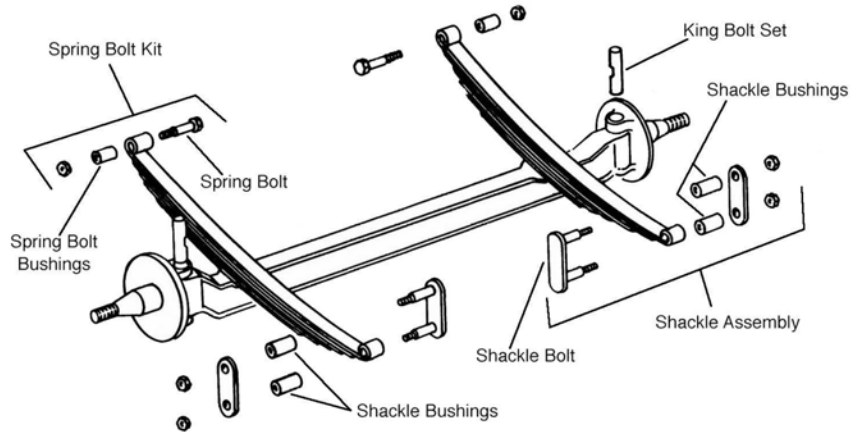
STEERING (Cont.)				
Year	Model/Application	Part	P/C Qty	Figure
780				
Tie Rod End				
1987	From Chassis Serial Number 12018, 14mm Thread At Inner End, (Full Ball Stud Provides 360 Degrees Of Smooth Rotation)	Inner EV332 ‡	2	S272
REAR SUSPENSION				
				
R331				
Year	Model/Application	Part	P/C Qty	Figure
780				
Track Bar Bushing				
1990-1987	Except Multi-Link Suspension Except Multi-Link Suspension	To Axle K201092 To Frame K201041	1 1	R331 R331

475-WILLYS MOTORS INC.

FRONT SUSPENSION				
				
F512				

WILLYS MOTORS INC.-475 (Cont.)

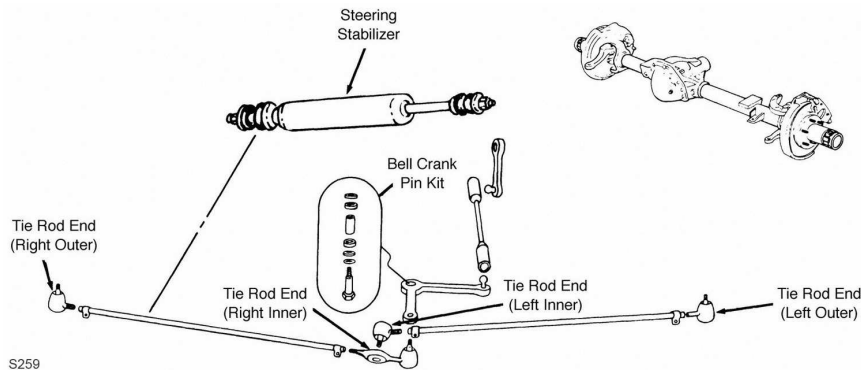
FRONT SUSPENSION (Cont.)



F513

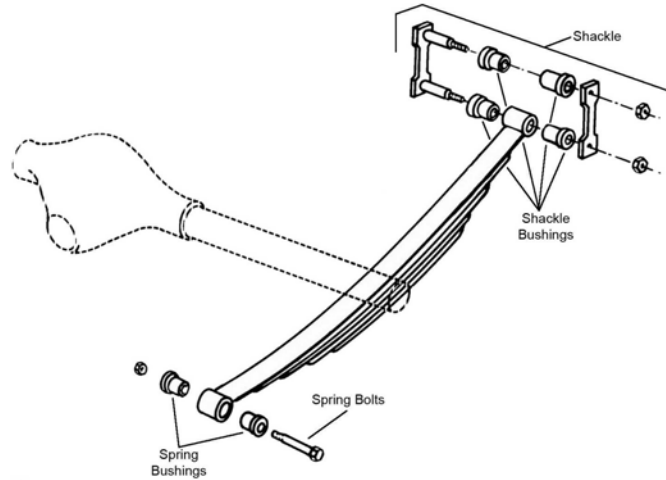
Year	Model/Application	Part	P/C Qty	Figure	
King Bolt Set					
1954-1953	2 Dr. Delivery Sedan, 2 Dr. Station Wagon, Two Wheel Drive (4x2), I-Beam Front Axle, .8025" X 5.562", (Contains Metal Bushing)	8363B	1	F513	
	2 Dr. Delivery Sedan, 2 Dr. Station Wagon, Transverse Spring Suspension, Two Wheel Drive (4x2), .7410" X 4.562", (Contains Metal Bushing)	8325B	1	F513	
Leaf Spring Bushing					
1954-1953	2 Dr. Delivery Sedan, 2 Dr. Station Wagon, Four Wheel Drive (4X4) Pickup (2 Dr.)	Rear Rear	K200993 K200993	2 2	F512 F512, F513
Leaf Spring Shackle Bolt					
1954-1953	2 Dr. Delivery Sedan, 2 Dr. Station Wagon, Except Transverse Spring Suspension, (Requires Use With Non-Threaded Shackle) Pickup (2 Dr.), (Requires Use With Non-Threaded Shackle)	K150352 K150352	4 4	F513 F512, F513	
Leaf Spring Shackle Bushing					
1954-1953	2 Dr. Delivery Sedan, 2 Dr. Station Wagon, Except Transverse Spring Suspension, (Requires Use With Non-Threaded Shackle) Pickup (2 Dr.), (Requires Use With Non-Threaded Shackle)	K200927 K200927	4 4	F512, F513 F512, F513	

STEERING



S259

Year	Model/Application	Part	P/C Qty	Figure	
Tie Rod End					
1954-1953	Four Wheel Drive (4X4), (Powdered Metal Gusher Brg. For Better Lubrication)	Left Outer	ES62L ‡	1	S259

REAR SUSPENSION

R309

Year	Model/Application	Part	P/C Qty	Figure
Leaf Spring Bushing				
1954-1953	Pickup (2 Dr.)	Front K201000	2	R309
Leaf Spring Shackle Bushing				
1954-1953	Pickup (2 Dr.)	K201000	4	R309

Aero-WILLYS MOTORS INC.**FRONT SUSPENSION**

Year	Model/Application	Part	P/C Qty	Figure
King Bolt Set				
1954-1953	.7410" X 4.562", (Contains Metal Bushing)	8325B	1	

Aero-WILLYS-OVERLAND**FRONT SUSPENSION**

Year	Model/Application	Part	P/C Qty	Figure
King Bolt Set				
1952	.7410" X 4.562", (Contains Metal Bushing)	8325B	1	

Yugo-YUGO**FRONT SUSPENSION**

Year	Model/Application	Part	P/C Qty	Figure
Control Arm with Ball Joint				
1990-1987	(R-Series)	Lower RK621796	2	

STEERING

Year	Model/Application	Part	P/C Qty	Figure
Tie Rod End				
1990-1986		Outer ES801018	2	

BLUE BIRD-TC2000

FRONT SUSPENSION

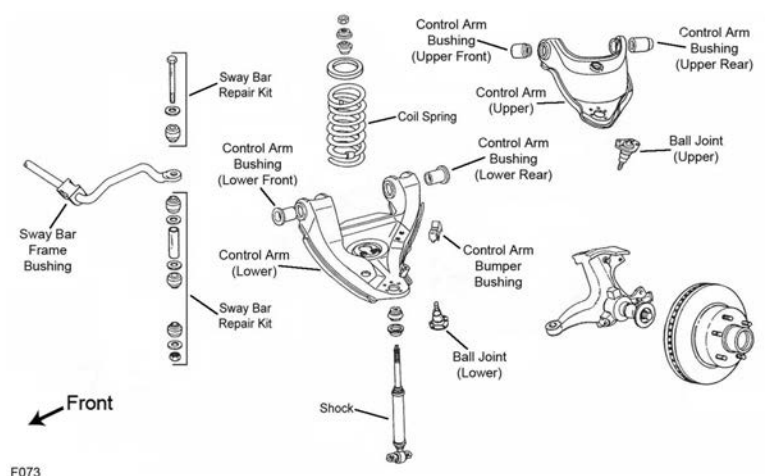
Year	Model/Application	Part	P/C Qty	Figure
Leaf Spring Shackle Bolt				
1990-1989	Leaf Spring Front Suspension	Lower Front	K150339	2

STEERING

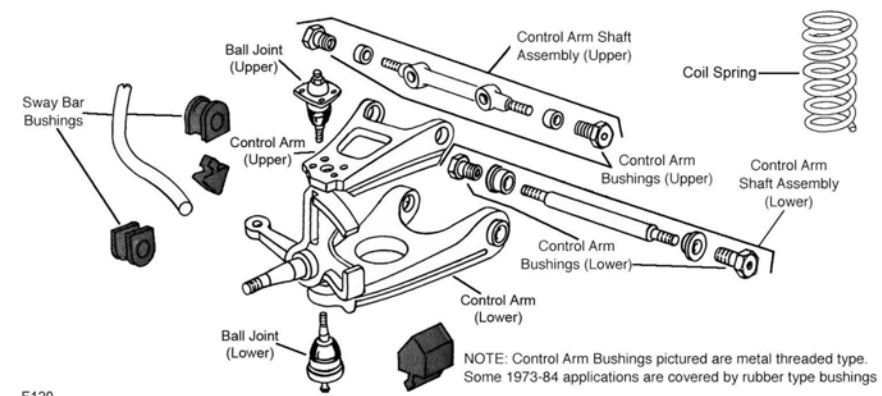
Year	Model/Application	Part	P/C Qty	Figure
Tie Rod End				
1990-1989	13,200 lb. (FF932) Axle, 5.440" Length, 1.125" - 12 Threads, (Greaseable Socket Reduces Corrosion/Wear)	Left	ES423L ‡	1
		Right	ES423R ‡	1

CHEVROLET TRUCK-10 Series - 1/2 Ton

FRONT SUSPENSION

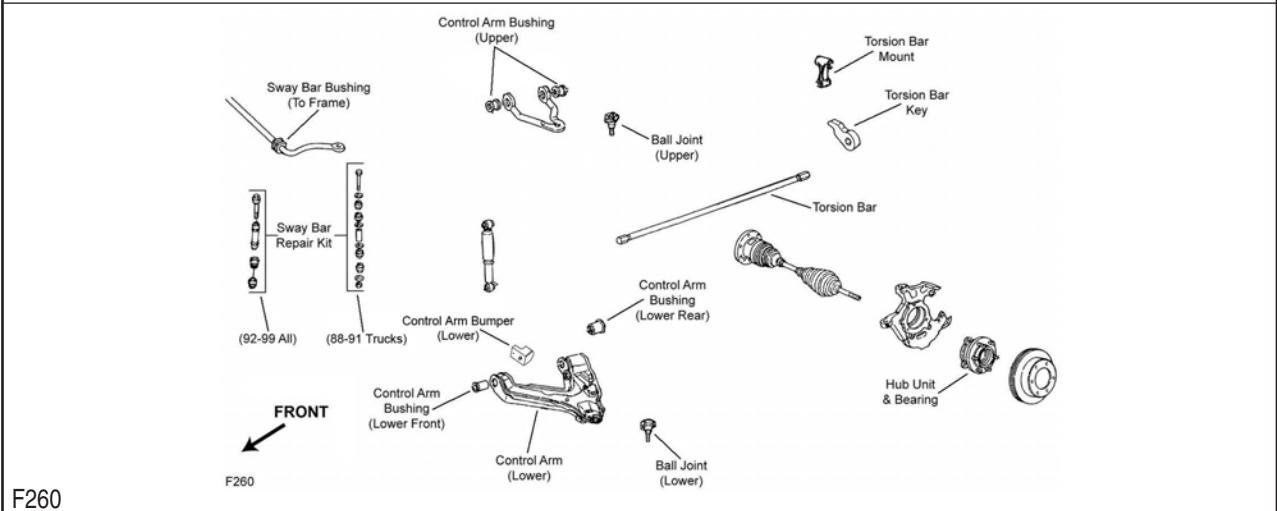
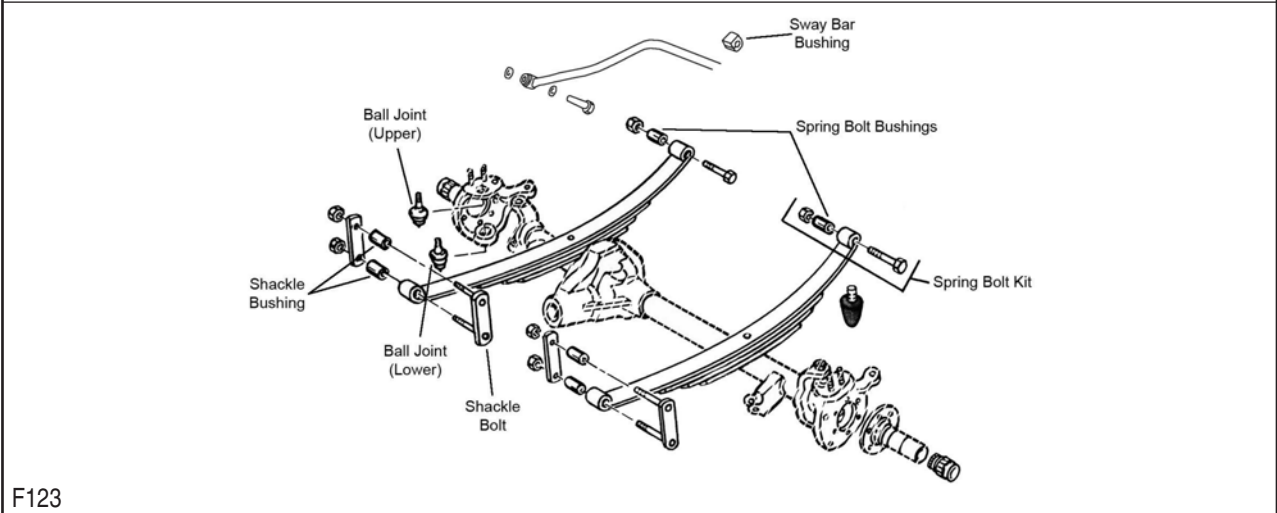
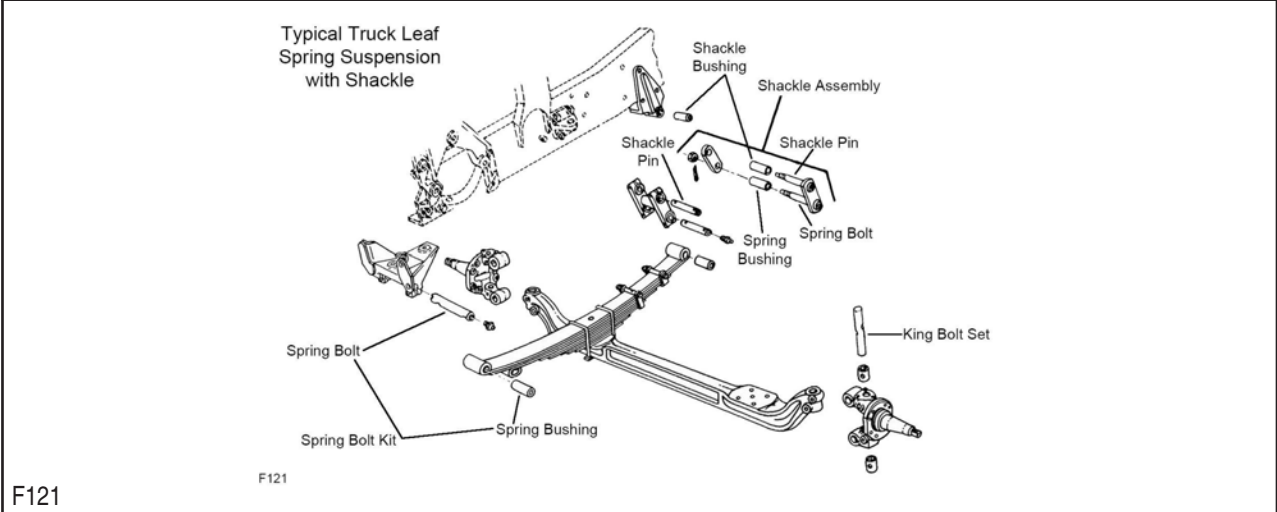


F073



F120

**(Cont.) 10 Series - 1/2 Ton-CHEVROLET TRUCK
FRONT SUSPENSION (Cont.)**



Year	Model/Application	Part	P/C Qty	Figure
3100				
King Bolt Set				
1959-1956	Short Lock Pin 2-3/8", .8660" X 5.312", (Contains Metal Bushing)	8468B	1	F121
1958-1957	Two Wheel Drive (4x2), .8660" X 5.312", (Contains Metal Bushing)	8457B	1	F121
1955	First Series, Long Lock Pin 2-1/2", .8660" X 5.312", (Contains Metal Bushing)	8294B	1	F121
	First Series, Long Lock Pin 2-1/2", .8760" X 5.312", (Contains Metal Bushing, Oversize)	8377B	1	F121
	Second Series, Short Lock Pin 2-3/8", .8660" X 5.312", (Contains Metal Bushing)	8468B	1	F121

CHEVROLET TRUCK-10 Series - 1/2 Ton (Cont.)

FRONT SUSPENSION (Cont.)

Year	Model/Application	Part	P/C Qty	Figure
3100				
King Bolt Set				
1954-1947	Long Lock Pin 2-1/2", .8660" X 5.312", (Contains Metal Bushing)	8294B	1	F121
	Long Lock Pin 2-1/2", .8760" X 5.312", (Contains Metal Bushing, Oversize)	8377B	1	F121
Leaf Spring Bolt				
1959-1957		Front K150300	4	F121
1956		Front K150346	2	F121
1955	First Series	Front K150346	2	F121
1954-1947		Front K150346	2	F121
Leaf Spring Bushing				
1959-1956		Rear K201001	2	F121
1955	First Series	Rear K200995	2	F121
	Second Series	Rear K201001	2	F121
1954-1947		Rear K200995	2	F121
Leaf Spring Shackle				
1959-1956	(Center Bolt Not Required)	K150240	2	F121
1955	First Series	K150238	2	F121
	Second Series, (Center Bolt Not Required)	K150240	2	F121
1954-1947		K150238	2	F121
3200				
King Bolt Set				
1959-1956	Short Lock Pin 2-3/8", .8660" X 5.312", (Contains Metal Bushing)	8468B	1	F121
1958-1957	Two Wheel Drive (4x2), .8660" X 5.312", (Contains Metal Bushing)	8457B	1	F121
1955	.8660" X 5.312", (Contains Metal Bushing)	8294B	1	F121
	Second Series, Short Lock Pin 2-3/8", .8660" X 5.312", (Contains Metal Bushing)	8468B	1	F121
Leaf Spring Bolt				
1959-1957		Front K150300	4	F121
1955	First Series	Front K150346	2	F121
Leaf Spring Bushing				
1959-1956		Rear K201001	2	F121
1955	Second Series	Rear K201001	2	F121
Leaf Spring Shackle				
1959-1956	(Center Bolt Not Required)	K150240	2	F121
1955	Second Series, (Center Bolt Not Required)	K150240	2	F121
AK				
King Bolt Set				
1941	First Series, Long Lock Pin 2-1/2", .8660" X 5.312", (Contains Metal Bushing)	8294B	1	F121
	First Series, Long Lock Pin 2-1/2", .8760" X 5.312", (Contains Metal Bushing, Oversize)	8377B	1	F121
BK				
King Bolt Set				
1942	.8660" X 5.312", (Contains .015" Oversize Metal Bushing)	8451B	1	F121
	First Series, Long Lock Pin 2-1/2", .8660" X 5.312", (Contains Metal Bushing)	8294B	1	F121
	First Series, Long Lock Pin 2-1/2", .8760" X 5.312", (Contains Metal Bushing, Oversize)	8377B	1	F121
C10				
Ball Joint				
1986-1973	(Powdered Metal Gusher Brg. For Better Lubrication)	Upper K6136 ‡	2	F120
1986-1971	(Powdered Metal Gusher Brg. For Better Lubrication)	Lower K6117T ‡	2	F120
1972-1971	Front Disc, (Powdered Metal Gusher Brg. For Better Lubrication)	Upper K6124 ‡	2	F120
1970-1963	(Powdered Metal Gusher Brg. For Better Lubrication)	Upper K6024 ‡	2	F120
	(Powdered Metal Gusher Brg. For Better Lubrication)	Lower K6023 ‡	2	F120
1962-1960	(Powdered Metal Gusher Brg. For Better Lubrication)	Upper K680 ‡	2	
Control Arm Bumper Bushing				
1986-1973	(Press In Type)	Upper K6598	2	F120
		Lower K6607	2	F120
Control Arm Bushing				
1986-1973	(Contains Front And Rear Bushings)	Upper K6138	2	F120
Control Arm Bushing Set				
1986-1973	(Contains Front And Rear Bushings)	Lower K6422 ‡	1	F120
	(Contains Front And Rear Bushings, Standard Design)	Lower K6137	2	F120

(Cont.) 10 Series - 1/2 Ton-CHEVROLET TRUCK

FRONT SUSPENSION (Cont.)

Year	Model/Application	Part	P/C Qty	Figure
C10				
Control Arm Shaft Assembly				
1986-1973	(Provides Additional Positive(+) Camber Adjustment, Offset Shaft Kit, Design Allows Ease Of Installation)	Upper	K6184 ‡	2 F120
1972-1963	(Greaseable Socket Reduces Corrosion/Wear)	Upper Lower	K6098 K6147 ‡	2 F120 2 F120
Control Arm with Ball Joint				
1986-1973	(R-Series)	Left Upper	RK621269	1 F120
	(R-Series)	Right Upper	RK621268	1 F120
Sway Bar Bushing				
1986-1968	1-1/16" Sway Bar Diameter	To Arm	K6169	1 F120
	1-1/16" Sway Bar Diameter	To Frame	K6169	1 F120
	1-1/4" Sway Bar Diameter, (Improved Design Bushing With Premium Rubber Material And Synthetic Fabric Lining Lasts Longer And Eliminates Noise)	To Arm	K201176 ‡	1 F120
	1-1/4" Sway Bar Diameter, (Standard Design)	To Arm	K6476	1 F120
	1-1/4" Sway Bar Diameter, (Improved Design Bushing With Premium Rubber Material And Synthetic Fabric Lining Lasts Longer And Eliminates Noise)	To Frame	K201176 ‡	1 F120
	1-1/4" Sway Bar Diameter, (Standard Design)	To Frame	K6476	1 F120
	1-1/8" Sway Bar Diameter, (Bracket Not Included, OEM Type, Improved Design Bushing With Premium Rubber Material And Synthetic Fabric Lining Lasts Longer And Eliminates Noise)	To Arm	K201174 ‡	1 F120
	1-1/8" Sway Bar Diameter, (Bracket Not Included, OEM Type, Standard Design)	To Arm	K6408	1 F120
	1-1/8" Sway Bar Diameter, (Bracket Not Included, OEM Type, Improved Design Bushing With Premium Rubber Material And Synthetic Fabric Lining Lasts Longer And Eliminates Noise)	To Frame	K201174 ‡	1 F120
	1-1/8" Sway Bar Diameter, (Bracket Not Included, OEM Type, Standard Design)	To Frame	K6408	1 F120
	1-1/8" Sway Bar Diameter, (Contains Bracket, Universal Type, Contains Thermoplastic Bushings And Universal Mounting Bracket)	To Frame	K7325 ‡	1 F120
	1-3/16" Sway Bar Diameter, (Improved Design Bushing With Premium Rubber Material And Synthetic Fabric Lining Lasts Longer And Eliminates Noise)	To Arm	K201175 ‡	1 F120
	1-3/16" Sway Bar Diameter, (Standard Design)	To Arm	K6437	1 F120
	1-3/16" Sway Bar Diameter, (Improved Design Bushing With Premium Rubber Material And Synthetic Fabric Lining Lasts Longer And Eliminates Noise)	To Frame	K201175 ‡	1 F120
	1-3/16" Sway Bar Diameter, (Standard Design)	To Frame	K6437	1 F120
1967-1965		To Arm	K8204	1 F120
		To Frame	K8204	1 F120
1964	(Standard Design)	To Frame	K5227	1 F120
C10 Suburban				
Ball Joint				
1986-1973	(Powdered Metal Gusher Brg. For Better Lubrication)	Upper	K6136 ‡	2 F120
1986-1971	(Powdered Metal Gusher Brg. For Better Lubrication)	Lower	K6117T ‡	2 F120
1972-1971	Front Disc, (Powdered Metal Gusher Brg. For Better Lubrication)	Upper	K6124 ‡	2 F120
1970-1963	(Powdered Metal Gusher Brg. For Better Lubrication)	Upper	K6024 ‡	2 F120
	(Powdered Metal Gusher Brg. For Better Lubrication)	Lower	K6023 ‡	2 F120
1962-1960	(Powdered Metal Gusher Brg. For Better Lubrication)	Upper	K680 ‡	2 F120
Control Arm Bumper Bushing				
1986-1973	(Press In Type)	Upper Lower	K6598 K6607	2 F120 2 F120
Control Arm Bushing				
1986-1973	(Contains Front And Rear Bushings)	Upper	K6138	2 F120
Control Arm Bushing Set				
1986-1973	(Contains Front And Rear Bushings)	Lower	K6422 ‡	1 F120
	(Contains Front And Rear Bushings, Standard Design)	Lower	K6137	2 F120
Control Arm Shaft Assembly				
1986-1973	(Provides Additional Positive(+) Camber Adjustment, Offset Shaft Kit, Design Allows Ease Of Installation)	Upper	K6184 ‡	2 F120
1972-1963	(Greaseable Socket Reduces Corrosion/Wear)	Upper Lower	K6098 K6147 ‡	2 F120 2 F120
Control Arm with Ball Joint				
1986-1973	(R-Series)	Left Upper	RK621269	1 F120
	(R-Series)	Right Upper	RK621268	1 F120
Sway Bar Bushing				
1986-1971	1-1/16" Sway Bar Diameter	To Arm	K6169	1 F120
	1-1/16" Sway Bar Diameter	To Frame	K6169	1 F120
1986-1968	1-1/4" Sway Bar Diameter, (Improved Design Bushing With Premium Rubber Material And Synthetic Fabric Lining Lasts Longer And Eliminates Noise)	To Arm	K201176 ‡	1 F120
	1-1/4" Sway Bar Diameter, (Standard Design)	To Arm	K6476	1 F120
	1-1/4" Sway Bar Diameter, (Improved Design Bushing With Premium Rubber Material And Synthetic Fabric Lining Lasts Longer And Eliminates Noise)	To Frame	K201176 ‡	1 F120
	1-1/4" Sway Bar Diameter, (Standard Design)	To Frame	K6476	1 F120

CHEVROLET TRUCK-10 Series - 1/2 Ton (Cont.)

FRONT SUSPENSION (Cont.)

Year	Model/Application	Part	P/C Qty	Figure
C10 Suburban				
Sway Bar Bushing				
1986-1968 (Cont.)	1-1/8" Sway Bar Diameter, (Bracket Not Included, OEM Type, Improved Design Bushing With Premium Rubber Material And Synthetic Fabric Lining Lasts Longer And Eliminates Noise)	To Arm	K201174 ‡	1 F120
	1-1/8" Sway Bar Diameter, (Bracket Not Included, OEM Type, Standard Design)	To Arm	K6408	1 F120
	1-1/8" Sway Bar Diameter, (Bracket Not Included, OEM Type, Improved Design Bushing With Premium Rubber Material And Synthetic Fabric Lining Lasts Longer And Eliminates Noise)	To Frame	K201174 ‡	1 F120
	1-1/8" Sway Bar Diameter, (Bracket Not Included, OEM Type, Standard Design)	To Frame	K6408	1 F120
	1-1/8" Sway Bar Diameter, (Contains Bracket, Universal Type, Contains Thermoplastic Bushings And Universal Mounting Bracket)	To Frame	K7325 ‡	1 F120
	1-3/16" Sway Bar Diameter, (Improved Design Bushing With Premium Rubber Material And Synthetic Fabric Lining Lasts Longer And Eliminates Noise)	To Arm	K201175 ‡	1 F120
	1-3/16" Sway Bar Diameter, (Standard Design)	To Arm	K6437	1 F120
	1-3/16" Sway Bar Diameter, (Improved Design Bushing With Premium Rubber Material And Synthetic Fabric Lining Lasts Longer And Eliminates Noise)	To Frame	K201175 ‡	1 F120
	1-3/16" Sway Bar Diameter, (Standard Design)	To Frame	K6437	1 F120
	1967-1965		To Arm	K8204
		To Frame	K8204	1 F120
1964	(Standard Design)	To Frame	K5227	1 F120
C1500				
Ball Joint				
1990-1988	(Powdered Metal Gusher Brg. For Better Lubrication)	Upper	K6292 ‡	2 F073
	(Powdered Metal Gusher Brg. For Better Lubrication)	Lower	K6293 ‡	2 F073
Control Arm Bushing Set				
1990-1988	(Contains Front And Rear Bushings)	Upper	K6415 ‡	1 F073
	(Contains Front And Rear Bushings, Standard Design)	Upper	K6323	2 F073
	(Contains Front And Rear Bushings)	Lower	K6327	2 F073
Control Arm with Ball Joint				
1990-1988	(Contains Bushing, Powdered Metal Gusher Brg. For Better Lubrication)	Left Upper	CK620160 ‡	1 F073
	(R-Series)	Left Upper	RK620160	1 F073
	(Contains Bushing, Powdered Metal Gusher Brg. For Better Lubrication)	Right Upper	CK620161 ‡	1 F073
	(R-Series)	Right Upper	RK620161	1 F073
	(Contains Bushings)	Left Lower	CK620299 ‡	1 F073
	(R-Series)	Left Lower	RK620299	1 F073
	(Contains Bushings)	Right Lower	CK620298 ‡	1 F073
	(R-Series)	Right Lower	RK620298	1 F073
Sway Bar Bushing				
1990-1988	1-1/4" Sway Bar Diameter, (Improved Design Bushing With Premium Rubber Material And Synthetic Fabric Lining Lasts Longer And Eliminates Noise)	To Frame	K201176 ‡	1 F073
	1-1/4" Sway Bar Diameter, (Standard Design)	To Frame	K6476	1 F073
	1-5/16" Sway Bar Diameter, (Improved Design Bushing With Premium Rubber Material And Synthetic Fabric Lining Lasts Longer And Eliminates Noise)	To Frame	K201177 ‡	1 F073
	1-5/16" Sway Bar Diameter, (Standard Design)	To Frame	K6439	1 F073
Sway Bar Repair Kit				
1990-1988	(Heavy Duty Design)		K6630 ‡	2 F073
	(Includes Polyurethane Bushings And Solid Metal Sleeve For Enhanced Performance. Barrel Nut Allows For Easier Installation.)		K700532 ‡	2 F073
	(Standard Design)		K5252	2 F073
CK				
King Bolt Set				
1945-1944	.8660" X 5.312", (Contains .015" Oversize Metal Bushing)		8451B	1 F121
	First Series, Long Lock Pin 2-1/2", .8660" X 5.312", (Contains Metal Bushing)		8294B	1 F121
	First Series, Long Lock Pin 2-1/2", .8760" X 5.312", (Contains Metal Bushing, Oversize)		8377B	1 F121
DP				
King Bolt Set				
1946	.8660" X 5.312", (Contains .015" Oversize Metal Bushing)		8451B	1 F121
	.8760" X 5.312", (Contains Metal Bushing, Oversize)		8377B	1 F121
G10				
Ball Joint				
1990-1973	(Powdered Metal Gusher Brg. For Better Lubrication)	Upper	K6136 ‡	2 F120
	(Powdered Metal Gusher Brg. For Better Lubrication)	Lower	K6117T ‡	2 F120
1972-1971	Front Disc, (Powdered Metal Gusher Brg. For Better Lubrication)	Upper	K6124 ‡	2 F120
	Front Disc, Rear Drum, (Powdered Metal Gusher Brg. For Better Lubrication)	Lower	K6117T ‡	2 F120
	Front Drum, (Powdered Metal Gusher Brg. For Better Lubrication)	Upper	K6024 ‡	2 F120
	Front Drum, (Powdered Metal Gusher Brg. For Better Lubrication)	Lower	K6023 ‡	2 F120
Control Arm Bumper Bushing				
1990-1973		Upper	K6598	2 F120
	(Press In Type)	Lower	K6607	2 F120

(Cont.) 10 Series - 1/2 Ton-CHEVROLET TRUCK

FRONT SUSPENSION (Cont.)				
Year	Model/Application	Part	P/C Qty	Figure
G10				
Control Arm Bushing				
1990-1973	(Contains Front And Rear Bushings)	Upper	K6138	2 F120
Control Arm Bushing Set				
1990-1973	(Contains Front And Rear Bushings)	Lower	K6422 ‡	1 F120
	(Contains Front And Rear Bushings, Standard Design)	Lower	K6137	2 F120
Control Arm Shaft Assembly				
1990-1987	(Provides Additional Positive(+) Camber Adjustment, Offset Shaft Kit, Design Allows Ease Of Installation)	Upper	K6355 ‡	2 F120
	(Standard Design)	Upper	K6354	2 F120
1986-1973	(Provides Additional Positive(+) Camber Adjustment, Offset Shaft Kit, Design Allows Ease Of Installation)	Upper	K6184 ‡	2 F120
1972-1970	(Greaseable Socket Reduces Corrosion/Wear)	Upper	K6098	2 F120
		Lower	K6147 ‡	2 F120
Control Arm with Ball Joint				
1990-1973	(R-Series)	Left Upper	RK621269	1 F120
	(R-Series)	Right Upper	RK621268	1 F120
King Bolt Set				
1970-1964	Except Independent Front Suspension, .8170" X 5.380", (Contains Nylon Bushing)		8494N	1 F121
Sway Bar Bushing				
1990-1971	(Heavy Duty, Contains Thermoplastic Bushings And Universal Mounting Bracket)	To Arm	K6167	1 F120
	(Original Equipment Type)	To Frame	K6461 ‡	1 F120
		To Frame	K6169	1 F120
1970-1964	(Standard Design)	To Frame	K5227	1 F120
K10				
Ball Joint				
1986-1970	(Powdered Metal Gusher Brg. For Better Lubrication)	Upper	K8194T ‡	2 F123
	(Powdered Metal Gusher Brg. For Better Lubrication)	Lower	K8195T ‡	2 F123
Ball Joint Bushing Extractor and Installer				
1986-1964	Four Wheel Drive (4X4)		T40207	1
Leaf Spring Bushing				
1986-1973		Front	SB320	2 F123
1966-1960		Fixed End	K201112	1 F123
Leaf Spring Shackle Bushing				
1986-1973			K200911	2 F123
1970-1967		Lower	SB320	2 F123
Sway Bar Bushing				
1986-1981	1-1/16" Sway Bar Diameter, (Contains Thermoplastic Bushings And Universal Mounting Bracket)	To Frame	K7302 ‡	1 F123
1986-1973	(Eye Bushing)		K6655	1 F123
	1-1/4" Sway Bar Diameter, (Includes Universal Mounting Bracket)	To Frame	K7326 ‡	1 F123
1986-1968	1-3/16" Sway Bar Diameter, (Contains Bracket, Universal Type, Contains Thermoplastic Bushings And Universal Mounting Bracket)	To Frame	K7328 ‡	1 F123
1980-1973	1-1/16" Sway Bar Diameter	To Frame	K6169	1 F123
K10 Suburban				
Ball Joint				
1986-1970	(Powdered Metal Gusher Brg. For Better Lubrication)	Upper	K8194T ‡	2 F123
	(Powdered Metal Gusher Brg. For Better Lubrication)	Lower	K8195T ‡	2 F123
Ball Joint Bushing Extractor and Installer				
1986-1964	Four Wheel Drive (4X4)		T40207	1
Leaf Spring Bushing				
1986-1973		Front	SB320	2 F123
Leaf Spring Shackle Bushing				
1986-1973			K200911	2 F123
Sway Bar Bushing				
1986-1981	1-1/16" Sway Bar Diameter, (Contains Thermoplastic Bushings And Universal Mounting Bracket)	To Frame	K7302 ‡	1 F123
1986-1973	(Eye Bushing)		K6655	1 F123
1986-1968	1-3/16" Sway Bar Diameter, (Contains Bracket, Universal Type, Contains Thermoplastic Bushings And Universal Mounting Bracket)	To Frame	K7328 ‡	1 F123
1980-1973	1-1/16" Sway Bar Diameter	To Frame	K6169	1 F123

CHEVROLET TRUCK-10 Series - 1/2 Ton (Cont.)

FRONT SUSPENSION (Cont.)

Year	Model/Application	Part	P/C Qty	Figure
K1500				
Ball Joint				
1990-1988	(Powdered Metal Gusher Brg. For Better Lubrication) (Bolt On Type, Powdered Metal Gusher Brg. For Better Lubrication)	Upper Lower	K6292 ‡ K6291 ‡	2 2 F260 F260
Control Arm Bushing Set				
1990	(Contains Front And Rear Bushings, Standard Design) (High Quality Elastomer For Durability And Performance, Contains Front And Rear Bushings)	Upper Upper	K6395 K6417 ‡	2 1 F260 F260
1990-1988	Stamped Steel Arm, (Contains Front And Rear Bushings)	Lower	K6329	2 F260
1989	43mm Outside Diameter, (Contains Front And Rear Bushings, Standard Design) 43mm Outside Diameter, (High Quality Elastomer For Durability And Performance, Contains Front And Rear Bushings)	Upper Upper	K6395 K6417 ‡	2 1 F260 F260
1989-1988	41mm Outside Diameter, (Contains Front And Rear Bushings) 41mm Outside Diameter, (Contains Front And Rear Bushings, Standard Design)	Upper Upper	K6415 ‡ K6323	1 2 F260 F260
Control Arm with Ball Joint				
1990-1988	(R-Series) (R-Series)	Left Upper Right Upper	RK620720 RK620719	1 1 F260 F260
Sway Bar Bushing				
1990-1988	1-1/16" Sway Bar Diameter 1-1/4" Sway Bar Diameter, (Split Design For Easier Installation) 1-1/8" Sway Bar Diameter 1-3/16" Sway Bar Diameter, (Bracket Not Included, OEM Type) 1-3/16" Sway Bar Diameter, (Contains Bracket, Universal Type, Contains Thermoplastic Bushings And Universal Mounting Bracket)	To Frame To Frame To Frame To Frame To Frame	K5288 K6455 ‡ K6453 K5248 K7328 ‡	1 1 1 1 1 F260 F260 F260 F260 F260
Sway Bar Repair Kit				
1990-1988	(Heavy Duty Design) (Includes Polyurethane Bushings And Solid Metal Sleeve For Enhanced Performance. Barrel Nut Allows For Easier Installation.)		K80631 ‡ K700539 ‡	2 2 F260 F260
Torsion Bar Key, Adjustable				
1990-1988	Minus 1/2 To Plus 1-1/2 Degree, (Allows Front Ride Height Changes Up To 3" Above OEM)		K100011 ‡	1 F260
Wheel Hub & Bearing Assembly				
1990-1988	Heavy Duty Suspension Light Duty Suspension		515001 515002	2 2
P10				
Ball Joint				
1981-1973	(Powdered Metal Gusher Brg. For Better Lubrication)	Upper	K6136 ‡	2 F120
1980-1971	(Powdered Metal Gusher Brg. For Better Lubrication)	Lower	K6117T ‡	2 F120
1972-1971	Front Disc, (Powdered Metal Gusher Brg. For Better Lubrication)	Upper	K6124 ‡	2 F120
1970-1963	(Powdered Metal Gusher Brg. For Better Lubrication) (Powdered Metal Gusher Brg. For Better Lubrication)	Upper Lower	K6024 ‡ K6023 ‡	2 2 F120 F120
1962-1960	(Powdered Metal Gusher Brg. For Better Lubrication)	Upper	K680 ‡	2 F120
Control Arm Bumper Bushing				
1980-1973	(Press In Type)	Upper Lower	K6598 K6607	2 2 F120 F120
Control Arm Bushing				
1981-1973	(Contains Front And Rear Bushings)	Upper	K6138	2 F120
Control Arm Shaft Assembly				
1981-1973	(Provides Additional Positive(+) Camber Adjustment, Offset Shaft Kit, Design Allows Ease Of Installation)	Upper	K6184 ‡	2 F120
1981-1963	(Greaseable Socket Reduces Corrosion/Wear)	Lower	K6147 ‡	2 F120
1972-1963		Upper	K6098	2 F120
Control Arm with Ball Joint				
1982-1973	(R-Series) (R-Series)	Left Upper Right Upper	RK621269 RK621268	1 1 F120 F120
King Bolt Set				
1963-1960	4000 Lb Axle, 1.109" X 6.344", (Contains Nylon Bushing, Thrust Bearing Design, One Keyway) 4000 Lb Axle, 1.109" X 6.344", (Metal Bushing, Thrust Bearing Design, One Keyway) 4000 Lb Axle, 1.109" X 6.344", (Metal Bushing, Thrust Washer Design, One Keyway)		8492N 8492B 8484T	1 1 1 F121 F121 F121
Sway Bar Bushing				
1981-1968	1-1/16" Sway Bar Diameter 1-1/16" Sway Bar Diameter 1-1/4" Sway Bar Diameter, (Improved Design Bushing With Premium Rubber Material And Synthetic Fabric Lining Lasts Longer And Eliminates Noise) 1-1/4" Sway Bar Diameter, (Standard Design)	To Arm To Frame To Arm To Arm	K6169 K6169 K201176 ‡ K6476	1 1 1 1 F120 F120 F120 F120

(Cont.) 10 Series - 1/2 Ton-CHEVROLET TRUCK

FRONT SUSPENSION (Cont.)

Year	Model/Application	Part	P/C Qty	Figure		
P10						
Sway Bar Bushing						
1981-1968 (Cont.)	1-1/4" Sway Bar Diameter, (Improved Design Bushing With Premium Rubber Material And Synthetic Fabric Lining Lasts Longer And Eliminates Noise) 1-1/4" Sway Bar Diameter, (Standard Design)	To Frame	K201176 ‡	1	F120	
		To Frame	K6476	1	F120	
1967-1965	15/16" Sway Bar Diameter	To Frame	K5241	1	F120	
1964-1960	(Standard Design)	To Frame	K5227	1	F120	
R10						
Ball Joint						
1987	(Powdered Metal Gusher Brg. For Better Lubrication) (Powdered Metal Gusher Brg. For Better Lubrication)	Upper	K6136 ‡	2	F120	
		Lower	K6117T ‡	2	F120	
Control Arm Bumper Bushing						
1987	(Press In Type)	Upper	K6598	2	F120	
		Lower	K6607	2	F120	
Control Arm Bushing						
1987	(Contains Front And Rear Bushings)	Upper	K6138	2	F120	
Control Arm Bushing Set						
1987	(Contains Front And Rear Bushings) (Contains Front And Rear Bushings, Standard Design)	Lower	K6422 ‡	1	F120	
		Lower	K6137	2	F120	
Control Arm Shaft Assembly						
1987	(Provides Additional Positive(+) Camber Adjustment, Offset Shaft Kit, Design Allows Ease Of Installation) (Standard Design)	Upper	K6355 ‡	2	F120	
		Upper	K6354	2	F120	
Control Arm with Ball Joint						
1987	(R-Series) (R-Series)	Left Upper	RK621269	1	F120	
		Right Upper	RK621268	1	F120	
Sway Bar Bushing						
1987	1-1/16" Sway Bar Diameter	To Arm	K6169	1	F120	
		To Frame	K6169	1	F120	
	1-1/4" Sway Bar Diameter, (Improved Design Bushing With Premium Rubber Material And Synthetic Fabric Lining Lasts Longer And Eliminates Noise)	To Arm	K201176 ‡	1	F120	
		To Arm	K6476	1	F120	
	1-1/4" Sway Bar Diameter, (Improved Design Bushing With Premium Rubber Material And Synthetic Fabric Lining Lasts Longer And Eliminates Noise)	To Frame	K201176 ‡	1	F120	
		To Frame	K6476	1	F120	
	1-1/4" Sway Bar Diameter, (Standard Design)	To Arm	K201174 ‡	1	F120	
		To Arm	K6408	1	F120	
	1-1/8" Sway Bar Diameter, (Improved Design Bushing With Premium Rubber Material And Synthetic Fabric Lining Lasts Longer And Eliminates Noise)	To Frame	K201174 ‡	1	F120	
		To Frame	K6408	1	F120	
	1-1/8" Sway Bar Diameter, (Standard Design)	To Arm	K201175 ‡	1	F120	
		To Arm	K6437	1	F120	
	1-3/16" Sway Bar Diameter, (Improved Design Bushing With Premium Rubber Material And Synthetic Fabric Lining Lasts Longer And Eliminates Noise)	To Frame	K201175 ‡	1	F120	
		To Frame	K6437	1	F120	
	R10 Suburban					
	Ball Joint					
	1988-1987	(Powdered Metal Gusher Brg. For Better Lubrication) (Powdered Metal Gusher Brg. For Better Lubrication)	Upper	K6136 ‡	2	F120
			Lower	K6117T ‡	2	F120
	Control Arm Bumper Bushing					
	1988-1987	(Press In Type)	Upper	K6598	2	F120
Lower			K6607	2	F120	
Control Arm Bushing						
1988-1987	(Contains Front And Rear Bushings)	Upper	K6138	2	F120	
Control Arm Bushing Set						
1988-1987	(Contains Front And Rear Bushings) (Contains Front And Rear Bushings, Standard Design)	Lower	K6422 ‡	1	F120	
		Lower	K6137	2	F120	
Control Arm Shaft Assembly						
1988-1987	(Provides Additional Positive(+) Camber Adjustment, Offset Shaft Kit, Design Allows Ease Of Installation) (Standard Design)	Upper	K6355 ‡	2	F120	
		Upper	K6354	2	F120	
Control Arm with Ball Joint						
1988-1987	(R-Series) (R-Series)	Left Upper	RK621269	1	F120	
		Right Upper	RK621268	1	F120	

CHEVROLET TRUCK-10 Series - 1/2 Ton (Cont.)

FRONT SUSPENSION (Cont.)

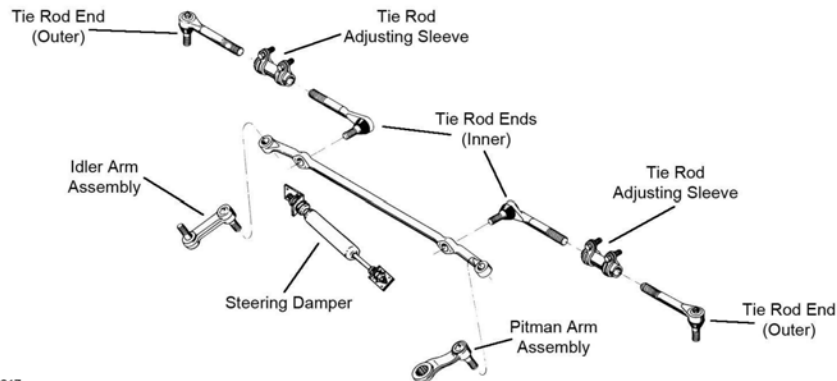
Year	Model/Application	Part	P/C Qty	Figure
R10 Suburban				
Sway Bar Bushing				
1988-1987	1-1/16" Sway Bar Diameter	To Arm	K6169	1 F120
	1-1/16" Sway Bar Diameter	To Frame	K6169	1 F120
	1-1/4" Sway Bar Diameter, (Improved Design Bushing With Premium Rubber Material And Synthetic Fabric Lining Lasts Longer And Eliminates Noise)	To Arm	K201176 ‡	1 F120
	1-1/4" Sway Bar Diameter, (Standard Design)	To Arm	K6476	1 F120
	1-1/4" Sway Bar Diameter, (Improved Design Bushing With Premium Rubber Material And Synthetic Fabric Lining Lasts Longer And Eliminates Noise)	To Frame	K201176 ‡	1 F120
	1-1/4" Sway Bar Diameter, (Standard Design)	To Frame	K6476	1 F120
	1-1/8" Sway Bar Diameter, (Improved Design Bushing With Premium Rubber Material And Synthetic Fabric Lining Lasts Longer And Eliminates Noise)	To Arm	K201174 ‡	1 F120
	1-1/8" Sway Bar Diameter, (Standard Design)	To Arm	K6408	1 F120
	1-1/8" Sway Bar Diameter, (Improved Design Bushing With Premium Rubber Material And Synthetic Fabric Lining Lasts Longer And Eliminates Noise)	To Frame	K201174 ‡	1 F120
	1-1/8" Sway Bar Diameter, (Standard Design)	To Frame	K6408	1 F120
	1-3/16" Sway Bar Diameter, (Improved Design Bushing With Premium Rubber Material And Synthetic Fabric Lining Lasts Longer And Eliminates Noise)	To Arm	K201175 ‡	1 F120
	1-3/16" Sway Bar Diameter, (Standard Design)	To Arm	K6437	1 F120
	1-3/16" Sway Bar Diameter, (Improved Design Bushing With Premium Rubber Material And Synthetic Fabric Lining Lasts Longer And Eliminates Noise)	To Frame	K201175 ‡	1 F120
	1-3/16" Sway Bar Diameter, (Standard Design)	To Frame	K6437	1 F120
R1500 Suburban				
Ball Joint				
1990-1989	(Powdered Metal Gusher Brg. For Better Lubrication)	Upper	K6136 ‡	2 F120
	(Powdered Metal Gusher Brg. For Better Lubrication)	Lower	K6117T ‡	2 F120
Control Arm Bumper Bushing				
1990-1989		Upper	K6598	2 F120
	(Press In Type)	Lower	K6607	2 F120
Control Arm Bushing				
1990-1989	(Contains Front And Rear Bushings)	Upper	K6138	2 F120
Control Arm Bushing Set				
1990-1989	(Contains Front And Rear Bushings)	Lower	K6422 ‡	1 F120
	(Contains Front And Rear Bushings, Standard Design)	Lower	K6137	2 F120
Control Arm Shaft Assembly				
1990-1989	(Provides Additional Positive(+) Camber Adjustment, Offset Shaft Kit, Design Allows Ease Of Installation)	Upper	K6355 ‡	2 F120
	(Standard Design)	Upper	K6354	2 F120
Control Arm with Ball Joint				
1990-1989	(R-Series)	Left Upper	RK621269	1 F120
	(R-Series)	Right Upper	RK621268	1 F120
Sway Bar Bushing				
1990-1989	1-1/16" Sway Bar Diameter	To Arm	K6169	1 F120
	1-1/16" Sway Bar Diameter	To Frame	K6169	1 F120
	1-1/4" Sway Bar Diameter, (Improved Design Bushing With Premium Rubber Material And Synthetic Fabric Lining Lasts Longer And Eliminates Noise)	To Arm	K201176 ‡	1 F120
	1-1/4" Sway Bar Diameter, (Standard Design)	To Arm	K6476	1 F120
	1-1/4" Sway Bar Diameter, (Improved Design Bushing With Premium Rubber Material And Synthetic Fabric Lining Lasts Longer And Eliminates Noise)	To Frame	K201176 ‡	1 F120
	1-1/4" Sway Bar Diameter, (Standard Design)	To Frame	K6476	1 F120
	1-1/8" Sway Bar Diameter, (Improved Design Bushing With Premium Rubber Material And Synthetic Fabric Lining Lasts Longer And Eliminates Noise)	To Arm	K201174 ‡	1 F120
	1-1/8" Sway Bar Diameter, (Standard Design)	To Arm	K6408	1 F120
	1-1/8" Sway Bar Diameter, (Improved Design Bushing With Premium Rubber Material And Synthetic Fabric Lining Lasts Longer And Eliminates Noise)	To Frame	K201174 ‡	1 F120
	1-1/8" Sway Bar Diameter, (Standard Design)	To Frame	K6408	1 F120
	1-3/16" Sway Bar Diameter, (Improved Design Bushing With Premium Rubber Material And Synthetic Fabric Lining Lasts Longer And Eliminates Noise)	To Arm	K201175 ‡	1 F120
	1-3/16" Sway Bar Diameter, (Standard Design)	To Arm	K6437	1 F120
	1-3/16" Sway Bar Diameter, (Improved Design Bushing With Premium Rubber Material And Synthetic Fabric Lining Lasts Longer And Eliminates Noise)	To Frame	K201175 ‡	1 F120
	1-3/16" Sway Bar Diameter, (Standard Design)	To Frame	K6437	1 F120
V10				
Ball Joint				
1987	(Powdered Metal Gusher Brg. For Better Lubrication)	Upper	K8194T ‡	2 F123
	(Powdered Metal Gusher Brg. For Better Lubrication)	Lower	K8195T ‡	2 F123
Leaf Spring Bushing				
1987	3.50" Length	Front	SB320	2 F123
Leaf Spring Shackle Bushing				
1987			K200911	2 F123

(Cont.) 10 Series - 1/2 Ton-CHEVROLET TRUCK

FRONT SUSPENSION (Cont.)

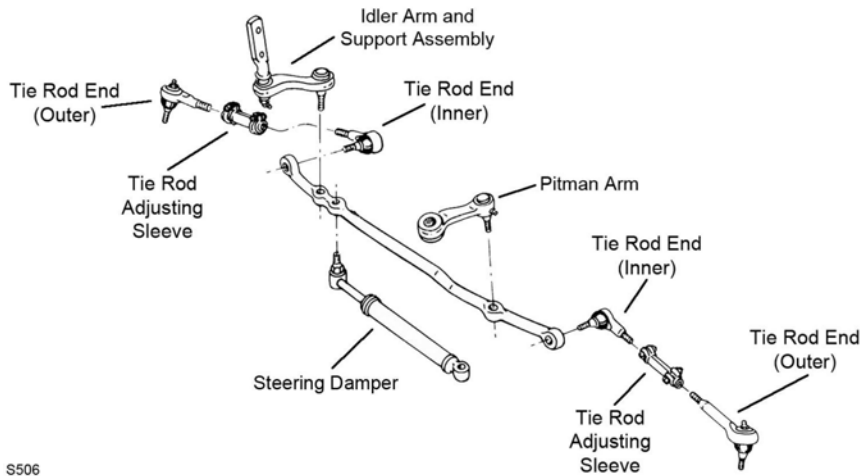
Year	Model/Application	Part	P/C Qty	Figure	
V10					
Sway Bar Bushing					
1987	1" Sway Bar Diameter, (Contains Thermoplastic Bushings And Universal Mounting Bracket)	To Arm	K6655	1	F123
		To Frame	K8793 ‡	1	F123
	1-1/16" Sway Bar Diameter, (Contains Thermoplastic Bushings And Universal Mounting Bracket)	To Frame	K7302 ‡	1	F123
		To Frame	K7326 ‡	1	F123
	7/8" Sway Bar Diameter, (Contains Thermoplastic Bushings And Universal Mounting Bracket)	To Frame	K8791 ‡	1	F123
V10 Suburban					
Ball Joint					
1988-1987	(Powdered Metal Gusher Brg. For Better Lubrication)	Upper	K8194T ‡	2	F123
		Lower	K8195T ‡	2	F123
Ball Joint Bushing Extractor and Installer					
1988	Four Wheel Drive (4X4)	T40207	1		
Leaf Spring Bushing					
1988-1987		Front	SB320	2	F123
Leaf Spring Shackle Bushing					
1988-1987		Lower	SB320	2	F123
Sway Bar Bushing					
1988-1987	1" Sway Bar Diameter, (Contains Thermoplastic Bushings And Universal Mounting Bracket)	To Arm	K6655	1	F123
		To Frame	K8793 ‡	1	F123
	1-1/16" Sway Bar Diameter, (Contains Thermoplastic Bushings And Universal Mounting Bracket)	To Frame	K7302 ‡	1	F123
		To Frame	K7326 ‡	1	F123
	7/8" Sway Bar Diameter, (Contains Thermoplastic Bushings And Universal Mounting Bracket)	To Frame	K8791 ‡	1	F123
V1500 Suburban					
Ball Joint					
1990-1989	(Powdered Metal Gusher Brg. For Better Lubrication)	Upper	K8194T ‡	2	F123
		Lower	K8195T ‡	2	F123
Leaf Spring Bushing					
1990-1989		Front	SB320	2	F123
Leaf Spring Shackle Bushing					
1990-1989		Lower	SB320	2	F123
Sway Bar Bushing					
1990-1989	1" Sway Bar Diameter, (Contains Thermoplastic Bushings And Universal Mounting Bracket)	To Arm	K6655	1	F123
		To Frame	K8793 ‡	1	F123
	1-1/16" Sway Bar Diameter, (Contains Thermoplastic Bushings And Universal Mounting Bracket)	To Frame	K7302 ‡	1	F123
		To Frame	K7326 ‡	1	F123
	7/8" Sway Bar Diameter, (Contains Thermoplastic Bushings And Universal Mounting Bracket)	To Frame	K8791 ‡	1	F123

STEERING



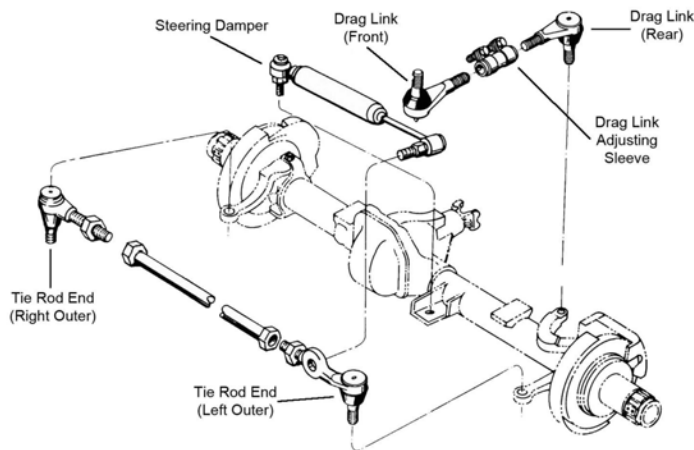
CHEVROLET TRUCK-10 Series - 1/2 Ton (Cont.)

STEERING (Cont.)



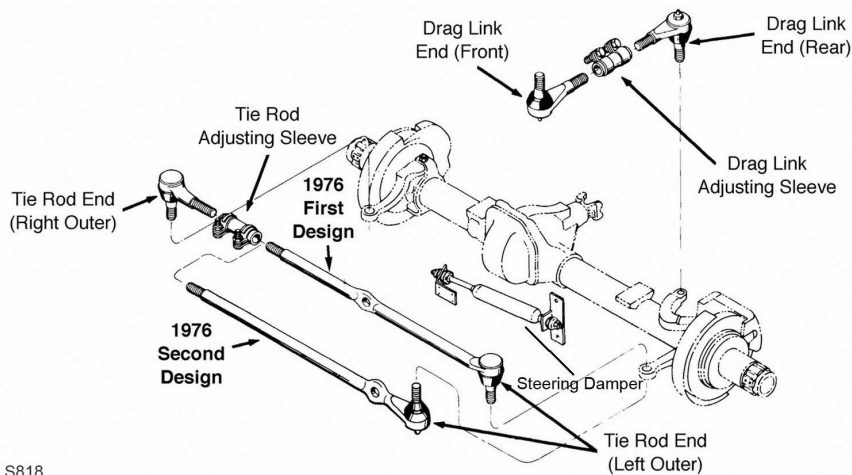
S506

S506



S518

S518



S818

S818

Year	Model/Application	Part	P/C Qty	Figure
3100				
Drag Link Assembly				
1959-1955	15.50" Length, (Greaseable Socket Reduces Corrosion/Wear)	DS584 ‡	1	
3200				
Drag Link Assembly				
1959-1955	15.50" Length, (Greaseable Socket Reduces Corrosion/Wear)	DS584 ‡	1	

(Cont.) 10 Series - 1/2 Ton-CHEVROLET TRUCK

STEERING (Cont.)

Year	Model/Application	Part	P/C Qty	Figure
C10				
Idler Arm				
1986-1983	(Greaseable Socket Reduces Corrosion/Wear)	K6247T ‡	1	S217
1982-1967	(Powdered Metal Gusher Brg. For Better Lubrication)	K6096T ‡	1	S217
1966-1963	(Powdered Metal Gusher Brg. For Better Lubrication, With Bracket)	K14 ‡	1	S217
Pitman Arm				
1986-1973	Manual Steering, (Powdered Metal Gusher Brg. For Better Lubrication) Power Steering, (Powdered Metal Gusher Brg. For Better Lubrication)	K6142 ‡ K6143 ‡	1 1	S217 S217
1972-1969	Manual Steering, (Powdered Metal Gusher Brg. For Better Lubrication)	K6130 ‡	1	S217
1972-1968	Power Steering, (Powdered Metal Gusher Brg. For Better Lubrication)	K6131 ‡	1	S217
1966-1960	(Powdered Metal Gusher Brg. For Better Lubrication)	K6086 ‡	1	S217
Steering Damper Bellows				
1986-1967	(Trail Boss)	Front SSD68	1	S217
Steering Damper Cylinder				
1986-1967	(Trail Boss)	Front SSD42	1	S217
Steering Damper Kit				
1986-1972	(Super Trail Boss)	Front SSD125	1	S217
1986-1967	(Trail Boss)	Front SSD10	1	S217
Tie Rod Adjusting Sleeve				
1986-1973		ES2004S	2	S217
1972-1971	Front Disc	ES2004S	2	S217
1970-1965	Independent Front Suspension	ES350S	2	S217
Tie Rod End				
1986-1973	(Powdered Metal Gusher Brg. For Better Lubrication) (Powdered Metal Gusher Brg. For Better Lubrication)	Outer ES409RT ‡ Inner ES409LT ‡	2 2	S217 S217
1972-1971	(Powdered Metal Gusher Brg. For Better Lubrication) (Powdered Metal Gusher Brg. For Better Lubrication)	Outer ES415RL ‡ Inner ES403L ‡	2 2	S217 S217
1970-1965	(Powdered Metal Gusher Brg. For Better Lubrication) (Powdered Metal Gusher Brg. For Better Lubrication)	Outer ES350L ‡ Inner ES370R ‡	2 2	S217 S217
1964-1963	(Powdered Metal Gusher Brg. For Better Lubrication) (Powdered Metal Gusher Brg. For Better Lubrication)	Outer ES323L ‡ Inner ES678 ‡	2 2	S217 S217
1962-1961	Independent Front Suspension, (Includes Sunoloy-Coated Metal Bearing To Combine Durability With Smooth Stud Swing) Independent Front Suspension, (Powdered Metal Gusher Brg. For Better Lubrication)	Outer ES312RL ‡ Inner ES631 ‡	2 2	S217 S217
C10 Suburban				
Idler Arm				
1986-1983	(Greaseable Socket Reduces Corrosion/Wear)	K6247T ‡	1	S217
1982-1967	(Powdered Metal Gusher Brg. For Better Lubrication)	K6096T ‡	1	S217
1966-1963	(Powdered Metal Gusher Brg. For Better Lubrication, With Bracket)	K14 ‡	1	S217
Pitman Arm				
1986-1973	Manual Steering, (Powdered Metal Gusher Brg. For Better Lubrication) Power Steering, (Powdered Metal Gusher Brg. For Better Lubrication)	K6142 ‡ K6143 ‡	1 1	S217 S217
1972-1969	Manual Steering, (Powdered Metal Gusher Brg. For Better Lubrication)	K6130 ‡	1	S217
1972-1968	Power Steering, (Powdered Metal Gusher Brg. For Better Lubrication)	K6131 ‡	1	S217
Steering Damper Bellows				
1986-1968	(Trail Boss)	Front SSD68	1	S217
Steering Damper Cylinder				
1986-1968	(Trail Boss)	Front SSD42	1	S217
Steering Damper Kit				
1986-1968	(Trail Boss)	Front SSD10	1	S217
Tie Rod Adjusting Sleeve				
1986-1973		ES2004S	2	S217
1972-1971	Front Disc	ES2004S	2	S217
1970-1968	Independent Front Suspension	ES350S	2	S217
Tie Rod End				
1986-1973	(Powdered Metal Gusher Brg. For Better Lubrication) (Powdered Metal Gusher Brg. For Better Lubrication)	Outer ES409RT ‡ Inner ES409LT ‡	2 2	S217 S217
1972-1971	(Powdered Metal Gusher Brg. For Better Lubrication) (Powdered Metal Gusher Brg. For Better Lubrication)	Outer ES415RL ‡ Inner ES403L ‡	2 2	S217 S217
1970-1965	(Powdered Metal Gusher Brg. For Better Lubrication)	Outer ES350L ‡	2	S217

CHEVROLET TRUCK-10 Series - 1/2 Ton (Cont.)

STEERING (Cont.)

Year	Model/Application	Part	P/C Qty	Figure
C10 Suburban				
Tie Rod End				
1970-1965 (Cont.)	(Powdered Metal Gusher Brg. For Better Lubrication)	Inner	ES370R ‡	2 S217
1964-1963	(Powdered Metal Gusher Brg. For Better Lubrication) (Powdered Metal Gusher Brg. For Better Lubrication)	Outer Inner	ES323L ‡ ES678 ‡	2 S217 2 S217
C1500				
Center Link				
1990-1988	4 Hole Center Link		DS1406	1 S506
Idler Arm				
1990-1988	(Heavy Duty Design Includes Frame Bracket, Powdered Metal Gusher Brg. For Better Lubrication) (Improved Design, Contains Bracket) (Powdered Metal Gusher Brg. For Better Lubrication, Super Duty Design, Contains Bracket)		K6390 ‡ K6331 ‡ K6483T ‡	1 S506 1 S506 1 S506
Pitman Arm				
1990-1989	(Includes Patented Cover Plate Design For Tighter Tolerances)		K6335 ‡	1 S506
1988	Manual Steering, (Greaseable Socket Reduces Corrosion/Wear) Power Steering, (Includes Patented Cover Plate Design For Tighter Tolerances)		K6350 ‡ K6335 ‡	1 S506 1 S506
Steering Damper Bellows				
1990-1988	Except Original Equipment Steering Damper, (Trail Boss)	Front	SSD68	1 S506
Steering Damper Cylinder				
1990-1988	Except Original Equipment Steering Damper, (Super Trail Boss)	Front	SSD82	1 S506
Steering Damper Kit				
1990-1988	(Super Trail Boss) Except Original Equipment Steering Damper, (Trail Boss)	Front Front	SSD125 SSD101	1 S506 1 S506
Tie Rod Adjusting Sleeve				
1990-1988			ES2004S	2 S506
Tie Rod End				
1990-1988	(Powdered Metal Gusher Brg. For Better Lubrication) (Powdered Metal Gusher Brg. For Better Lubrication)	Outer Inner	ES2836RL ‡ ES2837RL ‡	2 S506 2 S506
G10				
Idler Arm				
1990-1983	(Greaseable Socket Reduces Corrosion/Wear)		K6248T ‡	1 S217
1982-1971	(Powdered Metal Gusher Brg. For Better Lubrication)		K6096T ‡	1 S217
Pitman Arm				
1990-1983	Power Steering, (Powdered Metal Gusher Brg. For Better Lubrication)		K6220 ‡	1 S217
1989-1983	Manual Steering, (Greaseable Socket Reduces Corrosion/Wear)		K6219 ‡	1 S217
1982-1971	Manual Steering, (Powdered Metal Gusher Brg. For Better Lubrication) Power Steering, (Powdered Metal Gusher Brg. For Better Lubrication)		K6130 ‡ K6131 ‡	1 S217 1 S217
Steering Damper Bellows				
1990-1983	Except Oil Cooler, Except Original Equipment Steering Damper, (Trail Boss)	Front	SSD68	1 S217
1982-1971	(Trail Boss)	Front	SSD68	1 S217
1970-1965	Straight Axle, (Trail Boss)	Front	SSD68	1
Steering Damper Cylinder				
1982-1971	(Trail Boss)	Front	SSD42	1 S217
1970-1965	Straight Axle, (Trail Boss)	Front	SSD42	1
Steering Damper Kit				
1990-1983	Except Oil Cooler, Except Original Equipment Steering Damper, (Trail Boss)	Front	SSD73	1 S217
1982-1971	(Trail Boss)	Front	SSD19	1 S217
1971-1965	Straight Axle, (Super Trail Boss)	Front	SSD99	1
Tie Rod Adjusting Sleeve				
1990-1973			ES2004S	2 S217
1972-1971	Front Disc Front Drum		ES2004S ES2032S	2 S217 2 S217
Tie Rod End				
1990-1983	(Powdered Metal Gusher Brg. For Better Lubrication)	Outer	ES2218RL ‡	2 S217
1990-1973	(Powdered Metal Gusher Brg. For Better Lubrication)	Inner	ES409LT ‡	2 S217
1982-1973	(Powdered Metal Gusher Brg. For Better Lubrication)	Outer	ES409RT ‡	2 S217
1972-1971	Front Disc, (Powdered Metal Gusher Brg. For Better Lubrication) Front Disc, Rear Drum, (Powdered Metal Gusher Brg. For Better Lubrication) Front Drum, (Powdered Metal Gusher Brg. For Better Lubrication)	Inner Outer Inner	ES403L ‡ ES415RL ‡ ES681N ‡	2 S217 2 S217 2 S217

(Cont.) 10 Series - 1/2 Ton-CHEVROLET TRUCK

STEERING (Cont.)

Year	Model/Application	Part	P/C Qty	Figure
G10				
Tie Rod End				
1970-1965	2500 Lb Axle, (Powdered Metal Gusher Brg. For Better Lubrication)	Left Outer	ES350L ‡	1 S217
	2500 Lb Axle, (Powdered Metal Gusher Brg. For Better Lubrication)	Right Outer	ES370R ‡	1 S217
1964	2500 Lb Axle, (Powdered Metal Gusher Brg. For Better Lubrication)	Outer	ES323R ‡	2
	2500 Lb Axle, (Powdered Metal Gusher Brg. For Better Lubrication)	Inner	ES323L ‡	2
K10				
Drag Link Adjusting Sleeve				
1986-1969		Pitman Arm To Steering Arm	ES362S	1 S818
Drag Link Assembly				
1986-1969	6.34" Length, (Greaseable Socket Reduces Corrosion/Wear)	At Pitman Arm	ES2027L ‡	1 S818
	8.34" Length, (Greaseable Socket Reduces Corrosion/Wear)	At Steering Arm	ES2026R ‡	1 S818
Steering Damper Bellows				
1986-1981	(Super Trail Boss)	Front	SSD90	1 S518, S818
	(Trail Boss)	Front	SSD68	1 S518, S818
1980-1973	(Super Trail Boss)	Front	SSD90	1 S818
	(Trail Boss)	Front	SSD68	1 S818
1972-1962	Up To 77mm Diameter Axle, (Super Trail Boss)	Front	SSD90	1
	Up To 77mm Diameter Axle, (Trail Boss)	Front	SSD68	1
Steering Damper Cylinder				
1986-1981	(Super Trail Boss)	Front	SSD84	1 S518, S818
	(Trail Boss)	Front	SSD15	1 S518, S818
1980-1973	(Super Trail Boss)	Front	SSD84	1 S818
	(Trail Boss)	Front	SSD15	1 S818
1972-1962	Up To 77mm Diameter Axle, (Super Trail Boss)	Front	SSD82	1
	Up To 77mm Diameter Axle, (Trail Boss)	Front	SSD48	1
Steering Damper Kit				
1972-1962	Up To 77mm Diameter Axle, (Super Trail Boss)	Front	SSD92	1
	Up To 77mm Diameter Axle, (Trail Boss)	Front	SSD13	1
Tie Rod Adjusting Sleeve				
1980-1976	1" - 18 Threads, 5.5" Length, (Coated For Corrosion Resistance)	At Steering Arm, Right, Steering Arm To Steering Arm	ES2012S ‡	1 S818
1976-1973	7/8" - 18 Threads, 4.50" Length		ES362S	2 S818
Tie Rod End				
1986-1981	7/8" - 18 Threads, 4.81" Length, (Can Replace Complete 7/8" Threads Design With 1" Threads Design, Right Hand Threads, Powdered Metal Gusher Brg. For Better Lubrication)	Right Outer	ES2234R ‡	1 S518
	7/8" - 18 Threads, 9.6" Length, (Can Replace Complete 7/8" Threads Design With 1" Threads Design, Left Hand Threads, Powdered Metal Gusher Brg. For Better Lubrication)	Left Outer	ES2233L ‡	1 S518
1986-1976	1" - 18 Threads, 4.12" Length, (Greaseable Socket Reduces Corrosion/Wear)	Right Outer	ES2011R ‡	1 S818
	1" - 18 Threads, 52.25" Length, (Left Hand Threads, Powdered Metal Gusher Brg. For Better Lubrication)	Left Outer	DS893 ‡	1 S818
1976-1973	7/8" - 18 Threads, 4.38" Length, (Greaseable Socket Reduces Corrosion/Wear)	Right Outer	ES449L ‡	1 S818
	7/8" - 18 Threads, 52.24" Length, (Greaseable Socket Reduces Corrosion/Wear)	Left Outer	DS841 ‡	1 S818
1972-1967	(Powdered Metal Gusher Brg. For Better Lubrication)	Left Outer	ES375L ‡	1
	(Powdered Metal Gusher Brg. For Better Lubrication)	Right Outer	ES375R ‡	1
1966-1964	.750" - 16 Threads, 3.50" Length, (Left Hand Threads, Includes Sunoloy-Coated Metal Bearing To Combine Durability With Smooth Stud Swing)	Left Outer	ES150L ‡	1
	.750" - 16 Threads, 3.50" Length, (Right Hand Threads, Includes Sunoloy-Coated Metal Bearing To Combine Durability With Smooth Stud Swing)	Right Outer	ES150R ‡	1
K10 Suburban				
Drag Link Adjusting Sleeve				
1986-1971		Pitman Arm To Steering Arm	ES362S	1 S818
Drag Link Assembly				
1986-1971	6.34" Length, (Greaseable Socket Reduces Corrosion/Wear)	At Pitman Arm	ES2027L ‡	1 S818
	8.34" Length, (Greaseable Socket Reduces Corrosion/Wear)	At Steering Arm	ES2026R ‡	1 S818
Steering Damper Bellows				
1986-1981	(Super Trail Boss)	Front	SSD90	1 S518, S818
	(Trail Boss)	Front	SSD68	1 S518, S818
1980-1973	(Super Trail Boss)	Front	SSD90	1 S818
	(Trail Boss)	Front	SSD68	1 S818
1972-1968	Up To 77mm Diameter Axle, (Super Trail Boss)	Front	SSD90	1
	Up To 77mm Diameter Axle, (Trail Boss)	Front	SSD68	1
Steering Damper Cylinder				
1986-1981	(Super Trail Boss)	Front	SSD84	1 S518, S818

CHEVROLET TRUCK-10 Series - 1/2 Ton (Cont.)

STEERING (Cont.)

Year	Model/Application	Part	P/C Qty	Figure
K10 Suburban				
Steering Damper Cylinder				
1986-1981 (Cont.)	(Trail Boss)	Front	SSD15	1 S518, S818
1980-1973	(Super Trail Boss) (Trail Boss)	Front	SSD84	1 S818
		Front	SSD15	1 S818
1970-1969	Up To 77mm Diameter Axle, (Super Trail Boss) Up To 77mm Diameter Axle, (Trail Boss)	Front	SSD82	1
		Front	SSD48	1
Steering Damper Kit				
1970-1969	Up To 77mm Diameter Axle, (Super Trail Boss) Up To 77mm Diameter Axle, (Trail Boss)	Front	SSD92	1
		Front	SSD13	1
Tie Rod Adjusting Sleeve				
1980-1976	1" - 18 Threads, 5.5" Length, (Coated For Corrosion Resistance) At Steering Arm, Right, Steering Arm To Steering Arm		ES2012S ‡	1 S818
1976-1973	7/8" - 18 Threads, 4.50" Length		ES362S	2 S818
Tie Rod End				
1986-1981	7/8" - 18 Threads, 4.81" Length, (Can Replace Complete 7/8" Threads Design With 1" Threads Design, Right Hand Threads, Powdered Metal Gusher Brg. For Better Lubrication) 7/8" - 18 Threads, 9.6" Length, (Can Replace Complete 7/8" Threads Design With 1" Threads Design, Left Hand Threads, Powdered Metal Gusher Brg. For Better Lubrication)	Right Outer	ES2234R ‡	1 S518
		Left Outer	ES2233L ‡	1 S518
1986-1976	1" - 18 Threads, 4.12" Length, (Greaseable Socket Reduces Corrosion/Wear) 1" - 18 Threads, 52.25" Length, (Left Hand Threads, Powdered Metal Gusher Brg. For Better Lubrication)	Right Outer	ES2011R ‡	1 S818
		Left Outer	DS893 ‡	1 S818
1976-1973	7/8" - 18 Threads, 4.38" Length, (Greaseable Socket Reduces Corrosion/Wear) 7/8" - 18 Threads, 52.24" Length, (Greaseable Socket Reduces Corrosion/Wear)	Right Outer	ES449L ‡	1 S818
		Left Outer	DS841 ‡	1 S818
1972-1967	(Powdered Metal Gusher Brg. For Better Lubrication) (Powdered Metal Gusher Brg. For Better Lubrication)	Left Outer	ES375L ‡	1
		Right Outer	ES375R ‡	1
1966-1964	.750" - 16 Threads, 3.50" Length, (Left Hand Threads, Includes Sunoloy-Coated Metal Bearing To Combine Durability With Smooth Stud Swing) .750" - 16 Threads, 3.50" Length, (Right Hand Threads, Includes Sunoloy-Coated Metal Bearing To Combine Durability With Smooth Stud Swing)	Left Outer	ES150L ‡	1
		Right Outer	ES150R ‡	1
K1500				
Center Link				
1990-1988	4 Hole Center Link		DS1407	1 S506
Idler Arm				
1990-1988	(Heavy Duty Design Includes Frame Bracket, Powdered Metal Gusher Brg. For Better Lubrication) (Improved Design, Contains Bracket) (Powdered Metal Gusher Brg. For Better Lubrication, Super Duty Design, Contains Bracket)		K6390 ‡	1 S506
			K6331 ‡	1 S506
			K6483T ‡	1 S506
Pitman Arm				
1990-1988	(Includes Patented Cover Plate Design For Tighter Tolerances)		K6335 ‡	1 S506
Steering Damper Bellows				
1990-1988	Except Original Equipment Steering Damper, (Super Trail Boss)	Front	SSD90	1 S506
Steering Damper Cylinder				
1990-1988	Except Original Equipment Steering Damper, (Super Trail Boss) Original Equipment Steering Damper, (Trail Boss)	Front	SSD82	1 S506
		Front	SSD56	1 S506
Steering Damper Kit				
1990-1988	Except Original Equipment Steering Damper, (Super Trail Boss)	Front	SSD94	1 S506
Tie Rod Adjusting Sleeve				
1990-1988			ES2004S	2 S506
Tie Rod End				
1990-1988	(Powdered Metal Gusher Brg. For Better Lubrication) (Powdered Metal Gusher Brg. For Better Lubrication)	Outer	ES2836RL ‡	2 S506
		Inner	ES2838RL ‡	2 S506
P10				
Idler Arm				
1981-1967	(Powdered Metal Gusher Brg. For Better Lubrication)		K6096T ‡	1 S217
1966-1963	(Powdered Metal Gusher Brg. For Better Lubrication, With Bracket)		K14 ‡	1 S217
Pitman Arm				
1981-1973	Manual Steering, (Powdered Metal Gusher Brg. For Better Lubrication) Power Steering, (Powdered Metal Gusher Brg. For Better Lubrication)		K6142 ‡	1 S217
			K6143 ‡	1 S217
1972-1969	Manual Steering, (Powdered Metal Gusher Brg. For Better Lubrication)		K6130 ‡	1 S217
1972-1968	Power Steering, (Powdered Metal Gusher Brg. For Better Lubrication)		K6131 ‡	1 S217
1966-1961	(Powdered Metal Gusher Brg. For Better Lubrication)		K6086 ‡	1 S217

(Cont.) 10 Series - 1/2 Ton-CHEVROLET TRUCK

STEERING (Cont.)

Year	Model/Application	Part	P/C Qty	Figure
P10				
Steering Damper Bellows				
1980-1967	(Trail Boss)	Front	SSD68	1 S217
1966-1963	(Trail Boss)	Front	SSD68	1
Steering Damper Cylinder				
1973-1968	Straight Axle, (Trail Boss)	Front	SSD42	1 S217
Steering Damper Kit				
1973-1967	Coil Spring Suspension, Short/Long Arm Front Suspension, (Trail Boss)	Front	SSD10	1 S217
1971-1965	Straight Axle, (Super Trail Boss)	Front	SSD99	1 S217
Tie Rod Adjusting Sleeve				
1981-1973			ES2004S	2 S217
1972-1971	Front Disc		ES2004S	2 S217
1970-1965	Independent Front Suspension		ES350S	2 S217
Tie Rod End				
1981-1973	(Powdered Metal Gusher Brg. For Better Lubrication)	Outer	ES409RT ‡	2 S217
		Inner	ES409LT ‡	2 S217
1972-1971	(Powdered Metal Gusher Brg. For Better Lubrication) Front Disc, (Powdered Metal Gusher Brg. For Better Lubrication)	Outer	ES415RL ‡	2 S217
		Inner	ES403L ‡	2 S217
1970-1965	(Powdered Metal Gusher Brg. For Better Lubrication) (Powdered Metal Gusher Brg. For Better Lubrication)	Outer	ES350L ‡	2 S217
		Inner	ES370R ‡	2 S217
1964-1963	(Powdered Metal Gusher Brg. For Better Lubrication) (Powdered Metal Gusher Brg. For Better Lubrication)	Outer	ES323L ‡	2 S217
		Inner	ES678 ‡	2 S217
1962	Independent Front Suspension, (Includes Sunoloy-Coated Metal Bearing To Combine Durability With Smooth Stud Swing) Independent Front Suspension, (Powdered Metal Gusher Brg. For Better Lubrication)	Outer	ES312RL ‡	2 S217
		Inner	ES631 ‡	2 S217
R10				
Idler Arm				
1987	(Greaseable Socket Reduces Corrosion/Wear)		K6247T ‡	1 S217
Pitman Arm				
1987	Except Variable Ratio, Power Steering, (Powdered Metal Gusher Brg. For Better Lubrication) Manual Steering, (Powdered Metal Gusher Brg. For Better Lubrication)		K6143 ‡	1 S217
			K6142 ‡	1 S217
Steering Damper Bellows				
1987	Except Oil Cooler, (Trail Boss)	Front	SSD68	1 S217
Steering Damper Cylinder				
1987	(Trail Boss)	Front	SSD42	1 S217
Steering Damper Kit				
1987	(Trail Boss)	Front	SSD10	1 S217
Tie Rod Adjusting Sleeve				
1987			ES2004S	2 S217
Tie Rod End				
1987	(Powdered Metal Gusher Brg. For Better Lubrication) (Powdered Metal Gusher Brg. For Better Lubrication)	Outer	ES409RT ‡	2 S217
		Inner	ES409LT ‡	2 S217
R10 Suburban				
Idler Arm				
1988-1987	(Greaseable Socket Reduces Corrosion/Wear)		K6247T ‡	1 S217
Pitman Arm				
1988-1987	Except Variable Ratio, Power Steering, (Powdered Metal Gusher Brg. For Better Lubrication)		K6143 ‡	1 S217
1987	Manual Steering, (Powdered Metal Gusher Brg. For Better Lubrication)		K6142 ‡	1 S217
Steering Damper Bellows				
1988-1987	Except Oil Cooler, (Trail Boss)	Front	SSD68	1 S217
Steering Damper Cylinder				
1988-1987	Except Oil Cooler, (Trail Boss)	Front	SSD42	1 S217
Steering Damper Kit				
1988	Except Oil Cooler, (Super Trail Boss)	Front	SSD125	1 S217
1988-1987	Except Oil Cooler, (Trail Boss)	Front	SSD10	1 S217
Tie Rod Adjusting Sleeve				
1988-1987			ES2004S	2 S217
Tie Rod End				
1988-1987	(Powdered Metal Gusher Brg. For Better Lubrication)	Outer	ES409RT ‡	2 S217

CHEVROLET TRUCK-10 Series - 1/2 Ton (Cont.)

STEERING (Cont.)

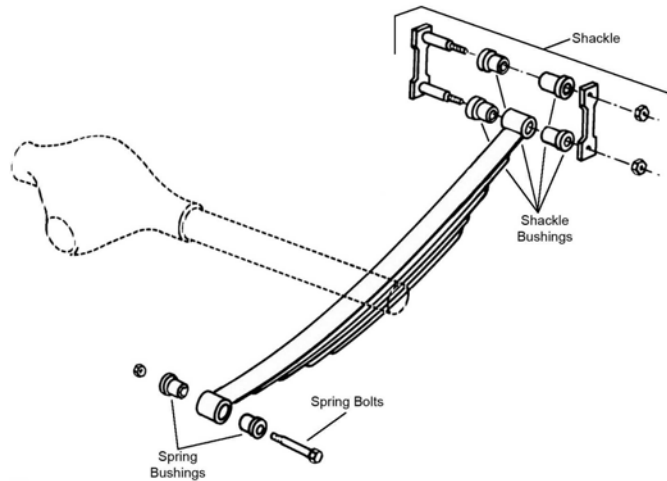
Year	Model/Application	Part	P/C Qty	Figure
R10 Suburban				
Tie Rod End				
1988-1987 (Cont.)	(Powdered Metal Gusher Brg. For Better Lubrication)	Inner	ES409LT ‡	2 S217
R1500 Suburban				
Idler Arm				
1990-1989	(Greaseable Socket Reduces Corrosion/Wear)		K6247T ‡	1 S217
Pitman Arm				
1990-1989	Except Variable Ratio, Power Steering, (Powdered Metal Gusher Brg. For Better Lubrication)		K6143 ‡	1 S217
Steering Damper Bellows				
1990-1989	Except Oil Cooler, (Trail Boss)	Front	SSD68	1 S217
Steering Damper Cylinder				
1990-1989	Except Oil Cooler, (Trail Boss)	Front	SSD42	1 S217
Steering Damper Kit				
1990-1989	Except Oil Cooler, (Super Trail Boss)	Front	SSD125	1 S217
	Except Oil Cooler, (Trail Boss)	Front	SSD10	1 S217
Tie Rod Adjusting Sleeve				
1990-1989			ES2004S	2 S217
Tie Rod End				
1990-1989	(Powdered Metal Gusher Brg. For Better Lubrication)	Outer	ES409RT ‡	2 S217
	(Powdered Metal Gusher Brg. For Better Lubrication)	Inner	ES409LT ‡	2 S217
V10				
Drag Link Adjusting Sleeve				
1987	Pitman Arm To Steering Arm		ES362S	1 S518, S818
Drag Link Assembly				
1987	6.34" Length, (Greaseable Socket Reduces Corrosion/Wear)	At Pitman Arm	ES2027L ‡	1 S518, S818
	8.34" Length, (Greaseable Socket Reduces Corrosion/Wear)	At Steering Arm	ES2026R ‡	1 S518, S818
Steering Damper Bellows				
1987	(Super Trail Boss)	Front	SSD90	1 S518, S818
	(Trail Boss)	Front	SSD68	1 S518, S818
Steering Damper Cylinder				
1987	(Super Trail Boss)	Front	SSD84	1 S518, S818
	(Trail Boss)	Front	SSD15	1 S518, S818
Tie Rod End				
1987	1" - 18 Threads, 4.12" Length, (Right Hand Threads, Greaseable Socket Reduces Corrosion/Wear)	Right Outer	ES2011R ‡	1 S818
	1" - 18 Threads, 52.25" Length, (Left Hand Threads, Powdered Metal Gusher Brg. For Better Lubrication)	Left Outer	DS893 ‡	1 S818
	7/8" - 18 Threads, 4.81" Length, (Right Hand Threads, Powdered Metal Gusher Brg. For Better Lubrication)	Right Outer	ES2234R ‡	1 S518
	7/8" - 18 Threads, 9.6" Length, (Can Replace Complete 7/8" Threads Design With 1" Threads Design, Left Hand Threads, Powdered Metal Gusher Brg. For Better Lubrication)	Left Outer	ES2233L ‡	1 S518
V10 Suburban				
Drag Link Adjusting Sleeve				
1988-1987	Pitman Arm To Steering Arm		ES362S	1 S518, S818
Drag Link Assembly				
1988-1987	6.34" Length, (Greaseable Socket Reduces Corrosion/Wear)	At Pitman Arm	ES2027L ‡	1 S518, S818
	8.34" Length, (Greaseable Socket Reduces Corrosion/Wear)	At Steering Arm	ES2026R ‡	1 S518, S818
Steering Damper Bellows				
1988-1987	(Super Trail Boss)	Front	SSD90	1 S518, S818
	(Trail Boss)	Front	SSD68	1 S518, S818
Steering Damper Cylinder				
1988-1987	(Super Trail Boss)	Front	SSD84	1 S518, S818
	(Trail Boss)	Front	SSD15	1 S518, S818
Tie Rod End				
1988-1987	1" - 18 Threads, 4.12" Length, (Right Hand Threads, Greaseable Socket Reduces Corrosion/Wear)	Right Outer	ES2011R ‡	1 S818
	1" - 18 Threads, 52.25" Length, (Left Hand Threads, Powdered Metal Gusher Brg. For Better Lubrication)	Left Outer	DS893 ‡	1 S818
	7/8" - 18 Threads, 4.81" Length, (Right Hand Threads, Powdered Metal Gusher Brg. For Better Lubrication)	Right Outer	ES2234R ‡	1 S518
	7/8" - 18 Threads, 9.6" Length, (Can Replace Complete 7/8" Threads Design With 1" Threads Design, Left Hand Threads, Powdered Metal Gusher Brg. For Better Lubrication)	Left Outer	ES2233L ‡	1 S518

(Cont.) 10 Series - 1/2 Ton-CHEVROLET TRUCK

STEERING (Cont.)

Year	Model/Application	Part	P/C Qty	Figure
V1500 Suburban				
Drag Link Adjusting Sleeve				
1990-1989	Pitman Arm To Steering Arm	ES362S	1	S518, S818
Drag Link Assembly				
1990-1989	6.34" Length, (Greaseable Socket Reduces Corrosion/Wear)	At Pitman Arm	ES2027L ‡	1 S518, S818
	8.34" Length, (Greaseable Socket Reduces Corrosion/Wear)	At Steering Arm	ES2026R ‡	1 S518, S818
Tie Rod End				
1990-1989	1" - 18 Threads, 4.12" Length, (Right Hand Threads, Greaseable Socket Reduces Corrosion/Wear)	Right Outer	ES2011R ‡	1 S818
	1" - 18 Threads, 52.25" Length, (Left Hand Threads, Powdered Metal Gusher Brg. For Better Lubrication)	Left Outer	DS893 ‡	1 S818
	7/8" - 18 Threads, 4.81" Length, (Can Replace Complete 7/8" Threads Design With 1" Threads Design, Right Hand Threads, Powdered Metal Gusher Brg. For Better Lubrication)	Right Outer	ES2234R ‡	1 S518
	7/8" - 18 Threads, 9.6" Length, (Can Replace Complete 7/8" Threads Design With 1" Threads Design, Left Hand Threads, Powdered Metal Gusher Brg. For Better Lubrication)	Left Outer	ES2233L ‡	1 S518

REAR SUSPENSION



R309

Year	Model/Application	Part	P/C Qty	Figure
3100				
Leaf Spring Bolt				
1959-1957		Rear	K150300	4 R309
1959-1956		Front	K150302	2 R309
1956		Rear	K150346	4 R309
1955	Second Series	Front	K150302	2 R309
	Second Series	Rear	K150346	4 R309
Leaf Spring Bushing				
1959-1956		Front	K201001	2 R309
1955	First Series	Front	K200995	2 R309
	Second Series	Front	K201001	2 R309
1954-1947		Front	K200995	2 R309
Leaf Spring Shackle				
1959-1956			K150240	4 R309
1955	First Series		K150313	2 R309
	Second Series		K150240	4 R309
1954-1947			K150313	2 R309
Leaf Spring Shackle Bushing				
1959-1955	Four Wheel Drive (4X4), RPO Code 254 Heavy Duty Springs	Upper	K201108	4
1956		To Spring	K201112	1 R309
1955	First Series	To Spring	K200992	1 R309
	Second Series	To Spring	K201112	1 R309
1954-1947		To Spring	K200992	1 R309
3200				
Leaf Spring Bolt				
1959-1957		Rear	K150300	4 R309

CHEVROLET TRUCK-10 Series - 1/2 Ton (Cont.)

REAR SUSPENSION (Cont.)

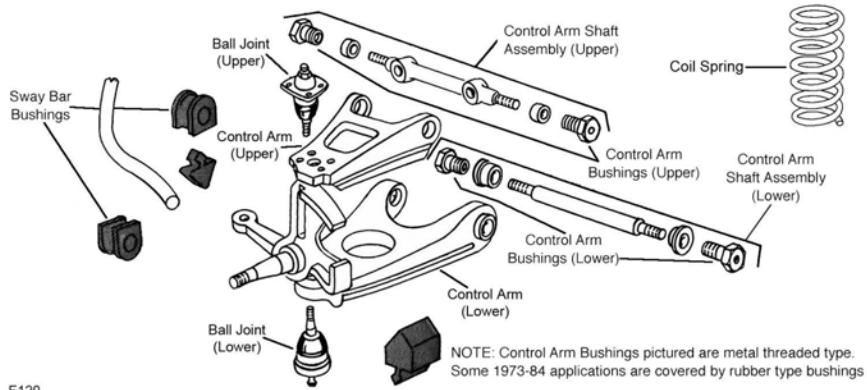
Year	Model/Application	Part	P/C Qty	Figure
3200				
Leaf Spring Bolt				
1959-1956		Front	K150302	2 R309
1955	Second Series	Front	K150302	2 R309
Leaf Spring Bushing				
1959-1956		Front	K201001	2 R309
1955	Second Series	Front	K201001	2 R309
Leaf Spring Shackle				
1959-1956			K150240	4 R309
1955	Second Series		K150240	4 R309
Leaf Spring Shackle Bushing				
1956		To Spring	K201112	1 R309
1955	Second Series	To Spring	K201112	1 R309
C10				
Leaf Spring Bushing				
1986-1979	.575" X 1.75" X 3.00"	Front	SB351	2 R309
1978-1973		Front	SB335	2 R309
1972-1971	Standard Suspension, .570" X 1.125" X 2.75"	Front	SB253	2
1966-1965	.570" X 1.125" X 2.75"	Front	SB253	2
Leaf Spring Shackle Bushing				
1986-1973		To Spring	SB335	2 R309
1972-1971	Standard Suspension, .570" X 1.125" X 2.75"		SB253	2
1972-1969	RPO Code G50 Heavy Duty Springs	To Spring	SB319	2
1966-1965	.570" X 1.125" X 2.75"	Lower Rear	SB253	2
C10 Suburban				
Leaf Spring Bushing				
1986-1973	.575" X 1.75" X 3.00"	Front	SB351	2 R309
Leaf Spring Shackle Bushing				
1986-1973		To Spring	SB335	2 R309
C1500				
Leaf Spring Bushing				
1990-1988	(Design Allows Ease Of Installation)	Front	K200897 ‡	1 R309
Leaf Spring Shackle				
1990-1988	(Contains Shackle, Nuts, Bolts & Bushing)	Rear	K150404	2 R309
Leaf Spring Shackle Bushing				
1990-1988	(Design Allows Ease Of Installation)	To Spring	K200897 ‡	1 R309
G10				
Leaf Spring Bushing				
1990-1971	.562" X 2.00" X 2.75"	Front	SB318	2 R309
1972-1971	Standard Suspension, .570" X 1.125" X 2.75"	Front	SB253	2 R309
1966-1964	90" Wheelbase	Front	K201055	2 R309
Leaf Spring Shackle Bushing				
1990-1973	1.253" Outside Diameter	To Spring	SB319	2 R309
1972-1971	Standard Suspension, .570" X 1.125" X 2.75"	Lower Rear	SB253	2 R309
		To Spring	SB319	2 R309
1966-1964	90" Wheelbase	To Spring	K200955	4 R309
K10				
Leaf Spring Bolt				
1969-1960		Fixed End	K150305	2 R309
Leaf Spring Bushing				
1978-1973		Front	SB335	2 R309
Leaf Spring Shackle Bushing				
1986-1973		To Spring	SB335	2 R309
1966-1960		Upper	K201108	4 R309
K10 Suburban				
Leaf Spring Bushing				
1978-1973		Front	SB335	2 R309

(Cont.) 10 Series - 1/2 Ton-CHEVROLET TRUCK**REAR SUSPENSION (Cont.)**

Year	Model/Application	Part	P/C Qty	Figure
K10 Suburban				
Leaf Spring Shackle Bushing				
1986-1973		To Spring SB335	2	R309
K1500				
Leaf Spring Bushing				
1990-1988	(Design Allows Ease Of Installation)	Front K200897 ‡	1	R309
Leaf Spring Shackle				
1990-1988	(Contains Shackle, Nuts, Bolts & Bushing)	Rear K150404	2	R309
Leaf Spring Shackle Bushing				
1990-1988	(Design Allows Ease Of Installation)	To Spring K200897 ‡	1	R309
P10				
Leaf Spring Bushing				
1981-1973	.575" X 1.75" X 3.00"	Front SB351	2	R309
Leaf Spring Shackle Bushing				
1981-1973		Lower SB335	2	R309
1966-1960		Upper K201108	4	R309
R10				
Leaf Spring Bushing				
1987	.575" X 1.75" X 3.00"	Front SB351	2	R309
Leaf Spring Shackle Bushing				
1987		To Spring SB335	2	R309
R10 Suburban				
Leaf Spring Bushing				
1988-1987	.575" X 1.75" X 3.00"	Front SB351	2	R309
Leaf Spring Shackle Bushing				
1988-1987		To Spring SB335	2	R309
R1500 Suburban				
Leaf Spring Bushing				
1990-1989	.575" X 1.75" X 3.00"	Front SB351	2	R309
Leaf Spring Shackle Bushing				
1990-1989		To Spring SB335	2	R309
V10				
Leaf Spring Bushing				
1987	3.000" Length, .575" X 1.75" X 3.00"	Front SB351	2	R309
Leaf Spring Shackle Bushing				
1987		Lower SB335	2	R309
V10 Suburban				
Leaf Spring Bushing				
1988-1987	.575" X 1.75" X 3.00"	Front SB351	2	R309
Leaf Spring Shackle Bushing				
1988-1987		Lower SB335	2	R309
V1500 Suburban				
Leaf Spring Bushing				
1990-1989	.575" X 1.75" X 3.00"	Front SB351	2	R309
Leaf Spring Shackle Bushing				
1990-1989		Lower SB335	2	R309

CHEVROLET TRUCK-20 Series - 3/4 Ton

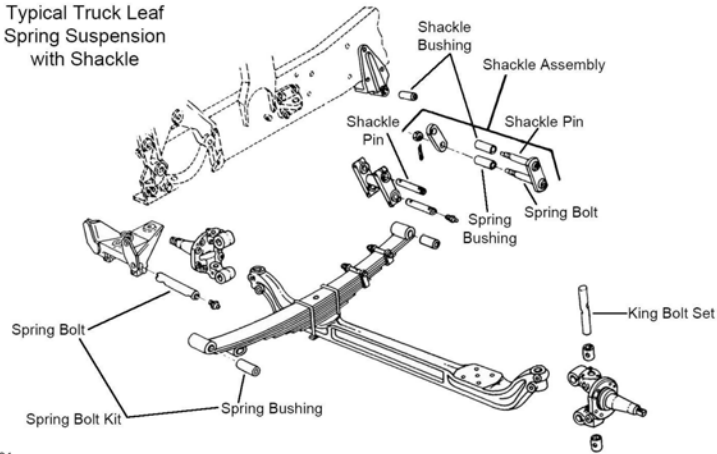
FRONT SUSPENSION



F120

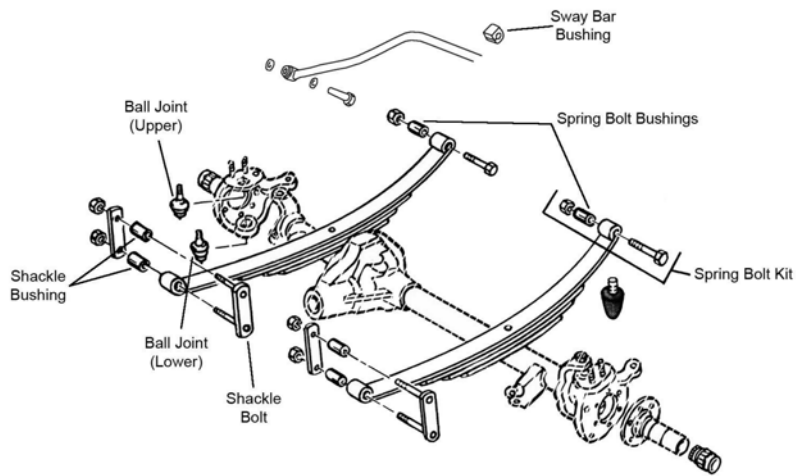
F120

Typical Truck Leaf Spring Suspension with Shackle



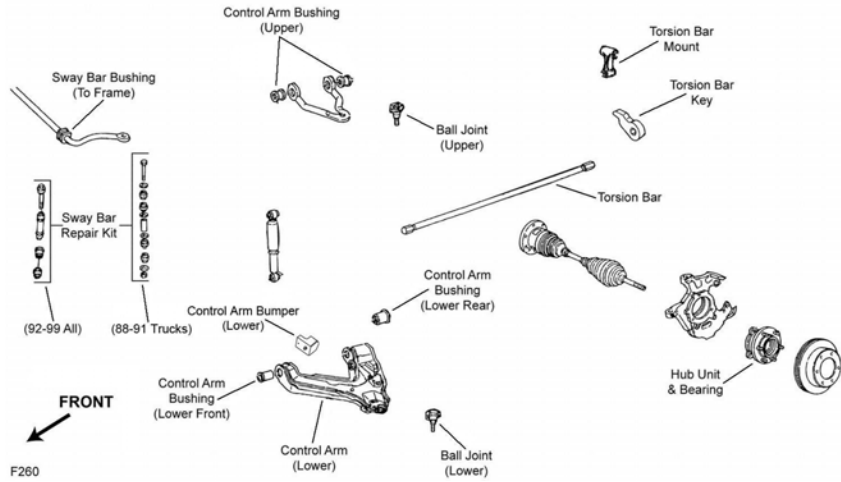
F121

F121

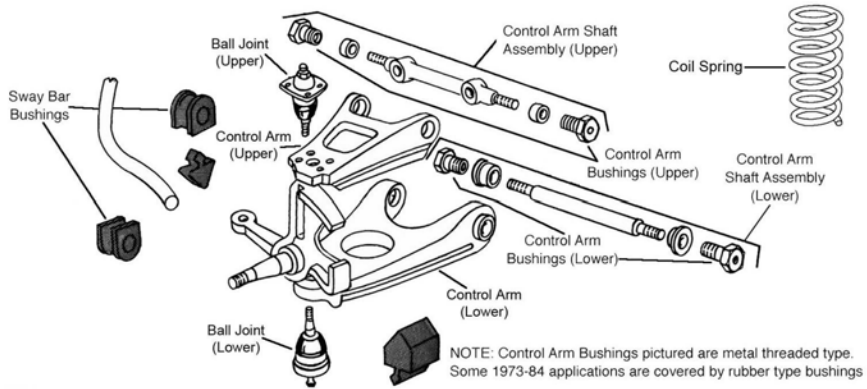


F123

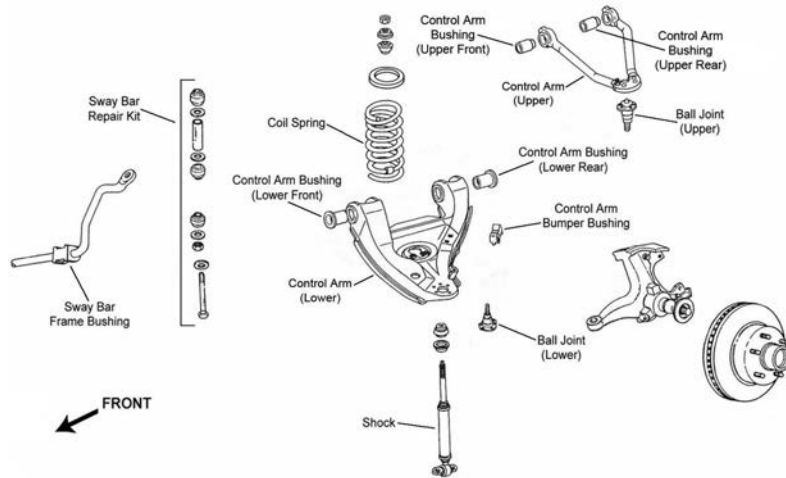
FRONT SUSPENSION (Cont.)



F260



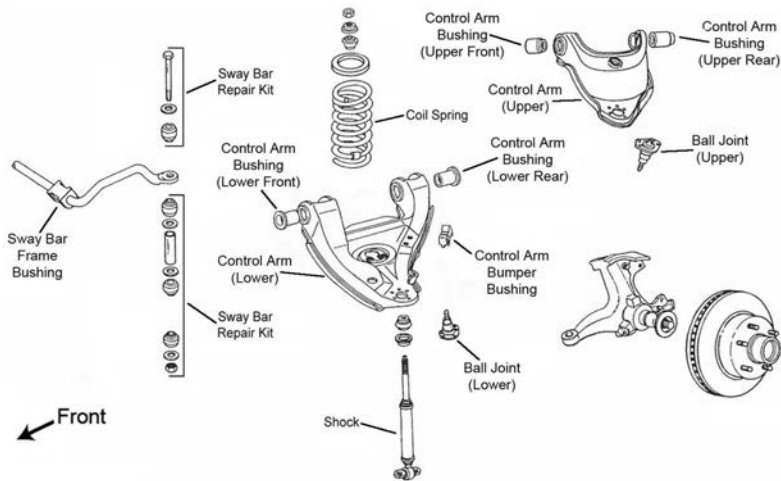
F487



F489

CHEVROLET TRUCK-20 Series - 3/4 Ton (Cont.)

FRONT SUSPENSION (Cont.)



F491

Year	Model/Application	Part	P/C Qty	Figure	
3400					
King Bolt Set					
1959-1955	Except 102" Wheelbase, Forward Control, 1.109" X 6.343", (Contains Washer Bearing And Metal Bushing, One Keyway)	8343B	1	F121	
1958-1957	Two Wheel Drive (4x2), .8660" X 5.312", (Contains Metal Bushing)	8457B	1	F121	
1955	.8660" X 5.312", (Contains Metal Bushing)	8294B	1	F121	
Leaf Spring Bolt					
1959-1957		Rear	K150300	2	F121
1956-1955		Rear	K150346	2	F121
1955	First Series	Front	K150346	2	F121
Leaf Spring Bolt Kit					
1959-1957		Rear	K150237	2	F121
Leaf Spring Bushing					
1959-1957		Rear	K201001	2	F121
1956-1955		Front	K201001	2	F121
Leaf Spring Shackle					
1959-1956	(Center Bolt Not Required)		K150240	2	F121
1955	Second Series, (Center Bolt Not Required)		K150240	2	F121
3500					
King Bolt Set					
1959-1955	Except 102" Wheelbase, Forward Control, 1.109" X 6.343", (Contains Washer Bearing And Metal Bushing, One Keyway)	8343B	1	F121	
1958-1957	Two Wheel Drive (4x2), .8660" X 5.312", (Contains Metal Bushing)	8457B	1	F121	
1955	.8660" X 5.312", (Contains Metal Bushing)	8294B	1	F121	
Leaf Spring Bolt					
1959-1957		Rear	K150300	2	F121
1956-1955		Rear	K150346	2	F121
1955	First Series	Front	K150346	2	F121
Leaf Spring Bolt Kit					
1959-1957		Rear	K150237	2	F121
Leaf Spring Bushing					
1959-1957		Rear	K201001	2	F121
1956-1955		Front	K201001	2	F121
Leaf Spring Shackle					
1959-1956	(Center Bolt Not Required)		K150240	2	F121
1955	Second Series, (Center Bolt Not Required)		K150240	2	F121
3600					
King Bolt Set					
1959-1956	Conventional Chassis, Except School Bus, .921" Pin Diameter, 5.64" Length, (Contains Metal Bushing, One Keyway)	8445B	1	F121	
1958-1957	Two Wheel Drive (4x2), .8660" X 5.312", (Contains Metal Bushing)	8457B	1	F121	

(Cont.) 20 Series - 3/4 Ton-CHEVROLET TRUCK

FRONT SUSPENSION (Cont.)

Year	Model/Application	Part	P/C Qty	Figure
3600				
King Bolt Set				
1955	Conventional Chassis, First Series, Lock Pin 2.96" Length, .922" Pin Diameter, 5.64" Length, (Contains Metal Bushing, One Keyway)	8428B	1	F121
	Conventional Chassis, Second Series, Short Lock Pin 2-3/8", .921" Pin Diameter, 5.64" Length, (Contains Metal Bushing, One Keyway)	8445B	1	F121
1955-1947	.8660" X 5.312", (Contains Metal Bushing)	8294B	1	F121
1954-1953	Conventional Chassis, Lock Pin 2.96" Length, .922" Pin Diameter, 5.64" Length, (Contains Metal Bushing, One Keyway)	8428B	1	F121
Leaf Spring Bolt				
1959-1957		Front K150300	2	F121
1955	First Series	Front K150346	2	F121
1954-1947		Front K150346	2	F121
Leaf Spring Bolt Kit				
1959-1957		Rear K150237	2	F121
Leaf Spring Bushing				
1959-1956		Rear K201001	2	F121
1955	First Series	Front K200992	1	F121
	First Series	Rear K200995	2	F121
	Second Series	Rear K201001	2	F121
1954-1947		Front K200992	1	F121
		Rear K200995	2	F121
Leaf Spring Shackle				
1959-1956	(Center Bolt Not Required)	K150240	2	F121
1955	First Series	K150238	2	F121
	Second Series, (Center Bolt Not Required)	K150240	2	F121
1954-1947		K150238	2	F121
3700				
King Bolt Set				
1959-1948	Except 102" Wheelbase, Forward Control, 1.109" X 6.343", (Contains Washer Bearing And Metal Bushing, One Keyway)	8343B	1	F121
1958-1957	Two Wheel Drive (4x2), .8660" X 5.312", (Contains Metal Bushing)	8457B	1	F121
1955-1948	.8660" X 5.312", (Contains Metal Bushing)	8294B	1	F121
Leaf Spring Bolt				
1959-1957		Rear K150300	2	F121
1956		Rear K150346	2	F121
1955	First Series	Front K150346	2	F121
	First Series	Rear K150346	2	F121
	Second Series	Rear K150346	4	F121
1954-1948		Front K150346	2	F121
		Rear K150346	2	F121
Leaf Spring Bolt Kit				
1959-1957		Rear K150237	2	F121
Leaf Spring Bushing				
1959-1957		Rear K201001	2	F121
1956-1948		Front K201001	2	F121
Leaf Spring Shackle				
1959-1956	(Center Bolt Not Required)	K150240	2	F121
1955	Second Series, (Center Bolt Not Required)	K150240	2	F121
AM				
King Bolt Set				
1941	.8660" X 5.312", (Contains Metal Bushing)	8294B	1	F121
	.8760" X 5.312", (Contains Metal Bushing, Oversize)	8377B	1	F121
BL				
King Bolt Set				
1945-1942	.8660" X 5.312", (Contains .015" Oversize Metal Bushing)	8451B	1	F121
	.8660" X 5.312", (Contains Metal Bushing)	8294B	1	F121
	.8760" X 5.312", (Contains Metal Bushing, Oversize)	8377B	1	F121
1942	First Series, Long Lock Pin 2-1/2", .8660" X 5.312", (Contains Metal Bushing)	8294B	1	F121
	First Series, Long Lock Pin 2-1/2", .8760" X 5.312", (Contains Metal Bushing, Oversize)	8377B	1	F121

CHEVROLET TRUCK-20 Series - 3/4 Ton (Cont.)

FRONT SUSPENSION (Cont.)

Year	Model/Application	Part	P/C Qty	Figure	
BM					
King Bolt Set					
1945-1942	.8660" X 5.312", (Contains Metal Bushing)	8294B	1	F121	
	.8760" X 5.312", (Contains Metal Bushing, Oversize)	8377B	1	F121	
C20					
Ball Joint					
1986-1971	(Powdered Metal Gusher Brg. For Better Lubrication)	Upper	K6122 ‡	2	F487
	(Powdered Metal Gusher Brg. For Better Lubrication)	Lower	K6129T ‡	2	F487
1970-1963	(Powdered Metal Gusher Brg. For Better Lubrication)	Lower	K6025 ‡	2	F487
1970-1960	(Powdered Metal Gusher Brg. For Better Lubrication)	Upper	K680 ‡	2	F487
Control Arm					
1986-1973	Heavy Duty, (Ball Joint And Bushings Not Included)	Left Lower	CK6554 ‡	1	F487
	Standard Duty, (Ball Joint And Bushings Not Included)	Left Lower	CK6553 ‡	1	F487
	Standard Duty, (Ball Joint And Bushings Not Included)	Right Lower	CK6555 ‡	1	F487
Control Arm Bumper Bushing					
1986-1973	(Press In Type)	Lower	K6607	2	F487
Control Arm Shaft Assembly					
1986-1967	(Greaseable Socket Reduces Corrosion/Wear)	Lower	K6147 ‡	2	F487
1986-1963	(Standard Design)	Upper	K6135	2	F487
Control Arm with Ball Joint					
1986-1973	(Smooth Control Arm Shaft, Heavy Duty Design, Contains Bushing, Powdered Metal Gusher Brg. For Better Lubrication)	Left Lower	CK620036 ‡	1	F487
	(Smooth Control Arm Shaft, R-Series)	Left Lower	RK620036	1	F487
	(Smooth Control Arm Shaft, Heavy Duty Design, Contains Bushing, Powdered Metal Gusher Brg. For Better Lubrication)	Right Lower	CK620037 ‡	1	F487
	(Smooth Control Arm Shaft, R-Series)	Right Lower	RK620037	1	F487
	Non ABS, (Contains Bumper, R-Series)	Left Upper	RK622888	1	F487
	Non ABS, (Contains Bumper, R-Series)	Right Upper	RK622887	1	F487
	Non ABS, (Heavy Duty Design, Contains Bushings, Powdered Metal Gusher Brg. For Better Lubrication)	Right Upper	CK620035 ‡	1	F487
King Bolt Set					
1970-1965	4000 Lb Axle, 1.109" X 6.344", (Contains Nylon Bushing, Thrust Bearing Design, One Keyway)		8492N	1	F121
	4000 Lb Axle, 1.109" X 6.344", (Metal Bushing, Thrust Bearing Design, One Keyway)		8492B	1	F121
	4000 Lb Axle, 1.109" X 6.344", (Metal Bushing, Thrust Washer Design, One Keyway)		8484T	1	F121
Sway Bar Bushing					
1986-1968	1-1/16" Sway Bar Diameter	To Arm	K6169	1	F487
	1-1/16" Sway Bar Diameter	To Frame	K6169	1	F487
	1-1/4" Sway Bar Diameter, (Improved Design Bushing With Premium Rubber Material And Synthetic Fabric Lining Lasts Longer And Eliminates Noise)	To Arm	K201176 ‡	1	F487
	1-1/4" Sway Bar Diameter, (Standard Design)	To Arm	K6476	1	F487
	1-1/4" Sway Bar Diameter, (Improved Design Bushing With Premium Rubber Material And Synthetic Fabric Lining Lasts Longer And Eliminates Noise)	To Frame	K201176 ‡	1	F487
	1-1/4" Sway Bar Diameter, (Standard Design)	To Frame	K6476	1	F487
	1-1/8" Sway Bar Diameter, (Bracket Not Included, OEM Type, Improved Design Bushing With Premium Rubber Material And Synthetic Fabric Lining Lasts Longer And Eliminates Noise)	To Arm	K201174 ‡	1	F487
	1-1/8" Sway Bar Diameter, (Bracket Not Included, OEM Type, Standard Design)	To Arm	K6408	1	F487
	1-1/8" Sway Bar Diameter, (Bracket Not Included, OEM Type, Improved Design Bushing With Premium Rubber Material And Synthetic Fabric Lining Lasts Longer And Eliminates Noise)	To Frame	K201174 ‡	1	F487
	1-1/8" Sway Bar Diameter, (Bracket Not Included, OEM Type, Standard Design)	To Frame	K6408	1	F487
	1-1/8" Sway Bar Diameter, (Contains Bracket, Universal Type, Contains Thermoplastic Bushings And Universal Mounting Bracket)	To Frame	K7325 ‡	1	F487
	1-3/16" Sway Bar Diameter, (Improved Design Bushing With Premium Rubber Material And Synthetic Fabric Lining Lasts Longer And Eliminates Noise)	To Arm	K201175 ‡	1	F487
	1-3/16" Sway Bar Diameter, (Standard Design)	To Arm	K6437	1	F487
	1-3/16" Sway Bar Diameter, (Improved Design Bushing With Premium Rubber Material And Synthetic Fabric Lining Lasts Longer And Eliminates Noise)	To Frame	K201175 ‡	1	F487
	1-3/16" Sway Bar Diameter, (Standard Design)	To Frame	K6437	1	F487
1967-1965		To Arm	K8204	1	F487
		To Frame	K8204	1	F487
1964	(Standard Design)	To Frame	K5227	1	F487
C20 Suburban					
Ball Joint					
1986-1971	(Powdered Metal Gusher Brg. For Better Lubrication)	Upper	K6122 ‡	2	F120
	(Powdered Metal Gusher Brg. For Better Lubrication)	Lower	K6129T ‡	2	F120
1970-1968	(Powdered Metal Gusher Brg. For Better Lubrication)	Lower	K6025 ‡	2	F120
1970-1967	(Powdered Metal Gusher Brg. For Better Lubrication)	Upper	K680 ‡	2	F120
Control Arm					
1986-1973	Heavy Duty, (Ball Joint And Bushings Not Included)	Left Lower	CK6554 ‡	1	F120

(Cont.) 20 Series - 3/4 Ton-CHEVROLET TRUCK

FRONT SUSPENSION (Cont.)

Year	Model/Application	Part	P/C Qty	Figure
C20 Suburban				
Control Arm				
1986-1973 (Cont.)	Standard Duty, (Ball Joint And Bushings Not Included)	Left Lower	CK6553 ‡	1 F120
	Standard Duty, (Ball Joint And Bushings Not Included)	Right Lower	CK6555 ‡	1 F120
Control Arm Bumper Bushing				
1986-1968	(Press In Type)	Lower	K6607	2 F120
Control Arm Shaft Assembly				
1986-1967	(Standard Design)	Upper	K6135	2 F120
	(Greaseable Socket Reduces Corrosion/Wear)	Lower	K6147 ‡	2 F120
Control Arm with Ball Joint				
1986-1973	(Smooth Control Arm Shaft, Heavy Duty Design, Contains Bushing, Powdered Metal Gusher Brg. For Better Lubrication)	Left Lower	CK620036 ‡	1 F120
	(Smooth Control Arm Shaft, R-Series)	Left Lower	RK620036	1 F120
	(Smooth Control Arm Shaft, Heavy Duty Design, Contains Bushing, Powdered Metal Gusher Brg. For Better Lubrication)	Right Lower	CK620037 ‡	1 F120
	(Smooth Control Arm Shaft, R-Series)	Right Lower	RK620037	1 F120
	Non ABS, (Contains Bumper, R-Series)	Left Upper	RK622888	1 F120
	Non ABS, (Contains Bumper, R-Series)	Right Upper	RK622887	1 F120
	Non ABS, (Heavy Duty Design, Contains Bushings, Powdered Metal Gusher Brg. For Better Lubrication)	Right Upper	CK620035 ‡	1 F120
Sway Bar Bushing				
1986-1968	1-1/16" Sway Bar Diameter	To Arm	K6169	1 F120
	1-1/16" Sway Bar Diameter	To Frame	K6169	1 F120
	1-1/4" Sway Bar Diameter, (Improved Design Bushing With Premium Rubber Material And Synthetic Fabric Lining Lasts Longer And Eliminates Noise)	To Arm	K201176 ‡	1 F120
	1-1/4" Sway Bar Diameter, (Standard Design)	To Arm	K6476	1 F120
	1-1/4" Sway Bar Diameter, (Improved Design Bushing With Premium Rubber Material And Synthetic Fabric Lining Lasts Longer And Eliminates Noise)	To Frame	K201176 ‡	1 F120
	1-1/4" Sway Bar Diameter, (Standard Design)	To Frame	K6476	1 F120
	1-1/8" Sway Bar Diameter, (Bracket Not Included, OEM Type, Improved Design Bushing With Premium Rubber Material And Synthetic Fabric Lining Lasts Longer And Eliminates Noise)	To Arm	K201174 ‡	1 F120
	1-1/8" Sway Bar Diameter, (Bracket Not Included, OEM Type, Standard Design)	To Arm	K6408	1 F120
	1-1/8" Sway Bar Diameter, (Bracket Not Included, OEM Type, Improved Design Bushing With Premium Rubber Material And Synthetic Fabric Lining Lasts Longer And Eliminates Noise)	To Frame	K201174 ‡	1 F120
	1-1/8" Sway Bar Diameter, (Bracket Not Included, OEM Type, Standard Design)	To Frame	K6408	1 F120
	1-1/8" Sway Bar Diameter, (Contains Bracket, Universal Type, Contains Thermoplastic Bushings And Universal Mounting Bracket)	To Frame	K7325 ‡	1 F120
	1-3/16" Sway Bar Diameter, (Improved Design Bushing With Premium Rubber Material And Synthetic Fabric Lining Lasts Longer And Eliminates Noise)	To Arm	K201175 ‡	1 F120
	1-3/16" Sway Bar Diameter, (Standard Design)	To Arm	K6437	1 F120
	1-3/16" Sway Bar Diameter, (Improved Design Bushing With Premium Rubber Material And Synthetic Fabric Lining Lasts Longer And Eliminates Noise)	To Frame	K201175 ‡	1 F120
	1-3/16" Sway Bar Diameter, (Standard Design)	To Frame	K6437	1 F120
	1967		To Arm	K8204
		To Frame	K8204	1 F120
C2500				
Ball Joint				
1990-1989	8600 Lb GVW, (Powdered Metal Gusher Brg. For Better Lubrication)	Upper	K6344 ‡	2 F489
1990-1988	(Powdered Metal Gusher Brg. For Better Lubrication)	Lower	K6293 ‡	2 F489, F491
	7200 Lb GVW, (Powdered Metal Gusher Brg. For Better Lubrication)	Upper	K6292 ‡	2 F491
Control Arm Bushing Set				
1990-1989	7200 Lb GVW, (Contains Front And Rear Bushings)	Upper	K6415 ‡	1 F491
	7200 Lb GVW, (Contains Front And Rear Bushings, Standard Design)	Upper	K6323	2 F491
	8600 Lb GVW, (Contains Front And Rear Bushings, Standard Design)	Upper	K6395	2 F489
	8600 Lb GVW, (High Quality Elastomer For Durability And Performance, Contains Front And Rear Bushings)	Upper	K6417 ‡	1 F489
1990-1988	(Contains Front And Rear Bushings)	Lower	K6327	2 F489, F491
1988	(Contains Front And Rear Bushings)	Upper	K6415 ‡	1 F489, F491
	(Contains Front And Rear Bushings, Standard Design)	Upper	K6323	2 F489, F491
Control Arm with Ball Joint				
1990-1989	8600 Lb GVW, (R-Series)	Left Upper	RK621233	1 F489
	8600 Lb GVW, (R-Series)	Right Upper	RK621234	1 F489
1990-1988	(Contains Bushings)	Left Lower	CK620299 ‡	1 F489, F491
	(R-Series)	Left Lower	RK620299	1 F489, F491
	(Contains Bushings)	Right Lower	CK620298 ‡	1 F489, F491
	(R-Series)	Right Lower	RK620298	1 F489, F491
	7200 Lb GVW, (Contains Bushing, Powdered Metal Gusher Brg. For Better Lubrication)	Left Upper	CK620160 ‡	1 F491
	7200 Lb GVW, (R-Series)	Left Upper	RK620160	1 F491
	7200 Lb GVW, (Contains Bushing, Powdered Metal Gusher Brg. For Better Lubrication)	Right Upper	CK620161 ‡	1 F491
	7200 Lb GVW, (R-Series)	Right Upper	RK620161	1 F491

CHEVROLET TRUCK-20 Series - 3/4 Ton (Cont.)

FRONT SUSPENSION (Cont.)

Year	Model/Application	Part	P/C Qty	Figure
C2500				
Sway Bar Bushing				
1990-1988	1-1/4" Sway Bar Diameter, (Improved Design Bushing With Premium Rubber Material And Synthetic Fabric Lining Lasts Longer And Eliminates Noise)	To Frame	K201176 ‡	1 F489, F491
	1-1/4" Sway Bar Diameter, (Standard Design)	To Frame	K6476	1 F489, F491
	1-5/16" Sway Bar Diameter, (Improved Design Bushing With Premium Rubber Material And Synthetic Fabric Lining Lasts Longer And Eliminates Noise)	To Frame	K201177 ‡	1 F489, F491
	1-5/16" Sway Bar Diameter, (Standard Design)	To Frame	K6439	1 F489, F491
Sway Bar Repair Kit				
1990-1988	(Heavy Duty Design) (Includes Polyurethane Bushings And Solid Metal Sleeve For Enhanced Performance. Barrel Nut Allows For Easier Installation.) (Standard Design)		K6630 ‡ K700532 ‡	2 F489, F491 2 F489, F491
			K5252	2 F489, F491
G20				
Ball Joint				
1990-1983	Gasoline, (Powdered Metal Gusher Brg. For Better Lubrication)	Lower	K6117T ‡	2 F120
1990-1973	(Powdered Metal Gusher Brg. For Better Lubrication)	Upper	K6136 ‡	2 F120
1982-1973	(Powdered Metal Gusher Brg. For Better Lubrication)	Lower	K6117T ‡	2 F120
1972-1971	Front Disc, (Powdered Metal Gusher Brg. For Better Lubrication)	Upper	K6122 ‡	2 F120
	Front Disc, (Powdered Metal Gusher Brg. For Better Lubrication)	Lower	K6129T ‡	2 F120
	Front Drum, (Powdered Metal Gusher Brg. For Better Lubrication)	Upper	K6024 ‡	2 F120
	Front Drum, (Powdered Metal Gusher Brg. For Better Lubrication)	Lower	K6023 ‡	2 F120
Control Arm Bumper Bushing				
1990-1973	(Press In Type)	Lower	K6607	2 F120
1982-1973		Upper	K6598	2 F120
Control Arm Bushing				
1990-1973	(Contains Front And Rear Bushings)	Upper	K6138	2 F120
Control Arm Bushing Set				
1990-1973	(Contains Front And Rear Bushings) (Contains Front And Rear Bushings, Standard Design)	Lower Lower	K6422 ‡ K6137	1 F120 2 F120
Control Arm Shaft Assembly				
1990-1987	(Provides Additional Positive(+) Camber Adjustment, Offset Shaft Kit, Design Allows Ease Of Installation) (Standard Design)	Upper Upper	K6355 ‡ K6354	2 F120 2 F120
1986-1973	(Provides Additional Positive(+) Camber Adjustment, Offset Shaft Kit, Design Allows Ease Of Installation)	Upper	K6184 ‡	2 F120
1972-1971	Front Disc, (Standard Design)	Upper	K6135	2 F120
1972-1970	Front Disc, (Greaseable Socket Reduces Corrosion/Wear)	Lower	K6147 ‡	2 F120
1971-1970	Front Drum	Upper	K6098	2 F120
Control Arm with Ball Joint				
1990-1978	(R-Series) (R-Series)	Left Upper Right Upper	RK621269 RK621268	1 F120 1 F120
King Bolt Set				
1970-1967	3000 Lb Axle, .8752" X 5.540", (Contains Nylon Bushing)		8513N	1 F121
Sway Bar Bushing				
1990-1971	(Heavy Duty, Contains Thermoplastic Bushings And Universal Mounting Bracket) (Original Equipment Type)	To Arm To Frame To Frame	K6167 K6461 ‡ K6169	1 F120 1 F120 1 F120
1970-1967	(Standard Design)	To Frame	K5227	1 F120
K20				
Ball Joint				
1986-1970	(Powdered Metal Gusher Brg. For Better Lubrication) (Powdered Metal Gusher Brg. For Better Lubrication)	Upper Lower	K8194T ‡ K8195T ‡	2 F123 2 F123
Ball Joint Bushing Extractor and Installer				
1986-1964	Four Wheel Drive (4X4)		T40207	1
Leaf Spring Bushing				
1986-1973		Front	SB320	2 F123
1966-1960		Front	K201112	1 F123
Leaf Spring Shackle Bushing				
1986-1973			K200911	2 F123
1970-1967		Lower	SB320	2 F123

(Cont.) 20 Series - 3/4 Ton-CHEVROLET TRUCK

FRONT SUSPENSION (Cont.)

Year	Model/Application	Part	P/C Qty	Figure
K20				
Sway Bar Bushing				
1986-1981	1-1/16" Sway Bar Diameter, (Contains Thermoplastic Bushings And Universal Mounting Bracket) To Frame	K7302 ‡	1	F123
1986-1973	(Eye Bushing)	K6655	1	F123
1986-1968	1-3/16" Sway Bar Diameter, (Contains Bracket, Universal Type, Contains Thermoplastic Bushings And Universal Mounting Bracket) To Frame	K7328 ‡	1	F123
1980-1973	1-1/16" Sway Bar Diameter To Frame	K6169	1	F123
K20 Suburban				
Ball Joint				
1986-1970	(Powdered Metal Gusher Brg. For Better Lubrication) (Powdered Metal Gusher Brg. For Better Lubrication)	Upper Lower	K8194T ‡ K8195T ‡	2 2 F123 F123
Ball Joint Bushing Extractor and Installer				
1986-1967	Four Wheel Drive (4X4)	T40207	1	
Leaf Spring Bushing				
1986-1973	Front	SB320	2	F123
Leaf Spring Shackle Bushing				
1986-1973		K200911	2	F123
Sway Bar Bushing				
1986-1981	1-1/16" Sway Bar Diameter, (Contains Thermoplastic Bushings And Universal Mounting Bracket) To Frame	K7302 ‡	1	F123
1986-1973	(Eye Bushing)	K6655	1	F123
1986-1968	1-3/16" Sway Bar Diameter, (Contains Bracket, Universal Type, Contains Thermoplastic Bushings And Universal Mounting Bracket) To Frame	K7328 ‡	1	F123
1980-1973	1-1/16" Sway Bar Diameter To Frame	K6169	1	F123
K2500				
Ball Joint				
1990-1988	7200 And 8600 Lb GVW, (Bolt On Type, Powdered Metal Gusher Brg. For Better Lubrication) 7200 Lb GVW, (Powdered Metal Gusher Brg. For Better Lubrication) 8600 Lb GVW, (Powdered Metal Gusher Brg. For Better Lubrication)	Lower Upper Upper	K6291 ‡ K6292 ‡ K6344 ‡	2 2 2 F260 F260 F260
Control Arm Bushing Set				
1990	(Contains Front And Rear Bushings, Standard Design) (High Quality Elastomer For Durability And Performance, Contains Front And Rear Bushings)	Upper Upper	K6395 K6417 ‡	2 1 F260 F260
1990-1988	Stamped Steel Arm, (Contains Front And Rear Bushings)	Lower	K6329	2 F260
1989	43mm Outside Diameter, (Contains Front And Rear Bushings, Standard Design) 43mm Outside Diameter, (High Quality Elastomer For Durability And Performance, Contains Front And Rear Bushings)	Upper Upper	K6395 K6417 ‡	2 1 F260 F260
1989-1988	41mm Outside Diameter, (Contains Front And Rear Bushings) 41mm Outside Diameter, (Contains Front And Rear Bushings, Standard Design)	Upper Upper	K6415 ‡ K6323	1 2 F260 F260
Control Arm with Ball Joint				
1990-1989	8600 Lb GVW, (R-Series) 8600 Lb GVW, (R-Series)	Left Upper Right Upper	RK620630 RK620629	1 1 F260 F260
1990-1988	7200 Lb GVW, (R-Series) 7200 Lb GVW, (R-Series)	Left Upper Right Upper	RK620720 RK620719	1 1 F260 F260
Sway Bar Bushing				
1990-1988	1-1/16" Sway Bar Diameter 1-1/4" Sway Bar Diameter, (Split Design For Easier Installation) 1-1/8" Sway Bar Diameter 1-3/16" Sway Bar Diameter, (Bracket Not Included, OEM Type) 1-3/16" Sway Bar Diameter, (Contains Bracket, Universal Type, Contains Thermoplastic Bushings And Universal Mounting Bracket) To Frame	To Frame To Frame To Frame To Frame To Frame	K5288 K6455 ‡ K6453 K5248 K7328 ‡	1 1 1 1 1 F260 F260 F260 F260 F260
Sway Bar Repair Kit				
1990-1988	(Heavy Duty Design) (Includes Polyurethane Bushings And Solid Metal Sleeve For Enhanced Performance. Barrel Nut Allows For Easier Installation.)		K80631 ‡ K700539 ‡	2 2 F260 F260
Wheel Hub & Bearing Assembly				
1990-1988	(8 Stud Hub) 6 Stud Hub		515018 515001	2 2
P20				
Ball Joint				
1989-1971	(Powdered Metal Gusher Brg. For Better Lubrication) (Powdered Metal Gusher Brg. For Better Lubrication)	Upper Lower	K6122 ‡ K6129T ‡	2 2 F120 F120
1970-1968	(Powdered Metal Gusher Brg. For Better Lubrication)	Upper	K680 ‡	2 F120

CHEVROLET TRUCK-20 Series - 3/4 Ton (Cont.)

FRONT SUSPENSION (Cont.)

Year	Model/Application	Part	P/C Qty	Figure
P20				
Ball Joint				
1970-1968 (Cont.)	(Powdered Metal Gusher Brg. For Better Lubrication)	Lower	K6025 ‡	2 F120
Control Arm				
1989-1973	Heavy Duty, (Ball Joint And Bushings Not Included)	Left Lower	CK6554 ‡	1 F120
	Standard Duty, (Ball Joint And Bushings Not Included)	Left Lower	CK6553 ‡	1 F120
	Standard Duty, (Ball Joint And Bushings Not Included)	Right Lower	CK6555 ‡	1 F120
Control Arm Bumper Bushing				
1984-1975	(Press In Type)	Lower	K6607	2 F120
Control Arm Shaft Assembly				
1989-1968	(Standard Design)	Upper	K6135	2 F120
	(Greaseable Socket Reduces Corrosion/Wear)	Lower	K6147 ‡	2 F120
Control Arm with Ball Joint				
1989-1973	(Smooth Control Arm Shaft, Heavy Duty Design, Contains Bushing, Powdered Metal Gusher Brg. For Better Lubrication)	Left Lower	CK620036 ‡	1 F120
	(Smooth Control Arm Shaft, R-Series)	Left Lower	RK620036	1 F120
	(Smooth Control Arm Shaft, Heavy Duty Design, Contains Bushing, Powdered Metal Gusher Brg. For Better Lubrication)	Right Lower	CK620037 ‡	1 F120
	(Smooth Control Arm Shaft, R-Series)	Right Lower	RK620037	1 F120
	Non ABS, (Contains Bumper, R-Series)	Right Upper	RK622887	1 F120
	Non ABS, (Heavy Duty Design, Contains Bushings, Powdered Metal Gusher Brg. For Better Lubrication)	Right Upper	CK620035 ‡	1 F120
King Bolt Set				
1970-1960	4000 Lb Axle, 1.109" X 6.344", (Contains Nylon Bushing, Thrust Bearing Design, One Keyway)		8492N	1 F121
	4000 Lb Axle, 1.109" X 6.344", (Metal Bushing, Thrust Bearing Design, One Keyway)		8492B	1 F121
	4000 Lb Axle, 1.109" X 6.344", (Metal Bushing, Thrust Washer Design, One Keyway)		8484T	1 F121
1964	1st Design, I-Beam Front Axle, 1.109" X 6.344", (Contains Metal Bushing, One Keyway)		8490T	1 F121
1963-1961	Except Independent Front Suspension, 1.109" X 6.343", (Contains Washer Bearing And Metal Bushing, One Keyway)		8343B	1 F121
Sway Bar Bushing				
1989-1968	1-1/16" Sway Bar Diameter, Independent Front Suspension	To Arm	K6169	1 F120
	1-1/16" Sway Bar Diameter, Independent Front Suspension	To Frame	K6169	1 F120
	1-1/4" Sway Bar Diameter, Independent Front Suspension, (Improved Design Bushing With Premium Rubber Material And Synthetic Fabric Lining Lasts Longer And Eliminates Noise)	To Arm	K201176 ‡	1 F120
	1-1/4" Sway Bar Diameter, Independent Front Suspension, (Standard Design)	To Arm	K6476	1 F120
	1-1/4" Sway Bar Diameter, Independent Front Suspension, (Improved Design Bushing With Premium Rubber Material And Synthetic Fabric Lining Lasts Longer And Eliminates Noise)	To Frame	K201176 ‡	1 F120
	1-1/4" Sway Bar Diameter, Independent Front Suspension, (Standard Design)	To Frame	K6476	1 F120
	1-1/8" Sway Bar Diameter, Independent Front Suspension, (Improved Design Bushing With Premium Rubber Material And Synthetic Fabric Lining Lasts Longer And Eliminates Noise)	To Arm	K201174 ‡	1 F120
	1-1/8" Sway Bar Diameter, Independent Front Suspension, (Standard Design)	To Arm	K6408	1 F120
	1-1/8" Sway Bar Diameter, Independent Front Suspension, (Improved Design Bushing With Premium Rubber Material And Synthetic Fabric Lining Lasts Longer And Eliminates Noise)	To Frame	K201174 ‡	1 F120
	1-1/8" Sway Bar Diameter, Independent Front Suspension, (Standard Design)	To Frame	K6408	1 F120
	1-3/16" Sway Bar Diameter, Independent Front Suspension, (Improved Design Bushing With Premium Rubber Material And Synthetic Fabric Lining Lasts Longer And Eliminates Noise)	To Arm	K201175 ‡	1 F120
	1-3/16" Sway Bar Diameter, Independent Front Suspension, (Standard Design)	To Arm	K6437	1 F120
	1-3/16" Sway Bar Diameter, Independent Front Suspension, (Improved Design Bushing With Premium Rubber Material And Synthetic Fabric Lining Lasts Longer And Eliminates Noise)	To Frame	K201175 ‡	1 F120
	1-3/16" Sway Bar Diameter, Independent Front Suspension, (Standard Design)	To Frame	K6437	1 F120
	1-5/16" Sway Bar Diameter, Independent Front Suspension, (Improved Design Bushing With Premium Rubber Material And Synthetic Fabric Lining Lasts Longer And Eliminates Noise)	To Arm	K201177 ‡	1 F120
	1-5/16" Sway Bar Diameter, Independent Front Suspension, (Standard Design)	To Arm	K6439	1 F120
	1-5/16" Sway Bar Diameter, Independent Front Suspension, (Improved Design Bushing With Premium Rubber Material And Synthetic Fabric Lining Lasts Longer And Eliminates Noise)	To Frame	K201177 ‡	1 F120
	1-5/16" Sway Bar Diameter, Independent Front Suspension, (Standard Design)	To Frame	K6439	1 F120
1967-1961	15/16" Sway Bar Diameter	To Frame	K5241	1 F120
R20				
Ball Joint				
1988-1987	(Powdered Metal Gusher Brg. For Better Lubrication)	Upper	K6122 ‡	2 F120
	(Powdered Metal Gusher Brg. For Better Lubrication)	Lower	K6129T ‡	2 F120
Control Arm				
1988-1987	Heavy Duty, (Ball Joint And Bushings Not Included)	Left Lower	CK6554 ‡	1 F120
	Standard Duty, (Ball Joint And Bushings Not Included)	Left Lower	CK6553 ‡	1 F120
	Standard Duty, (Ball Joint And Bushings Not Included)	Right Lower	CK6555 ‡	1 F120
Control Arm Bumper Bushing				
1988-1987	(Press In Type)	Lower	K6607	2 F120

(Cont.) 20 Series - 3/4 Ton-CHEVROLET TRUCK

FRONT SUSPENSION (Cont.)

Year	Model/Application	Part	P/C Qty	Figure
R20				
Control Arm Shaft Assembly				
1988-1987	(Standard Design) (Greaseable Socket Reduces Corrosion/Wear)	Upper Lower	K6135 K6147 ‡	2 2 F120 F120
Control Arm with Ball Joint				
1988-1987	(Smooth Control Arm Shaft, Heavy Duty Design, Contains Bushing, Powdered Metal Gusher Brg. For Better Lubrication)	Left Lower	CK620036 ‡	1 F120
	(Smooth Control Arm Shaft, R-Series)	Left Lower	RK620036	1 F120
	(Smooth Control Arm Shaft, Heavy Duty Design, Contains Bushing, Powdered Metal Gusher Brg. For Better Lubrication)	Right Lower	CK620037 ‡	1 F120
	(Smooth Control Arm Shaft, R-Series)	Right Lower	RK620037	1 F120
	Non ABS, (Contains Bumper, R-Series)	Left Upper	RK622888	1 F120
	Non ABS, (Contains Bumper, R-Series)	Right Upper	RK622887	1 F120
	Non ABS, (Heavy Duty Design, Contains Bushings, Powdered Metal Gusher Brg. For Better Lubrication)	Right Upper	CK620035 ‡	1 F120
Sway Bar Bushing				
1988-1987	1-1/16" Sway Bar Diameter	To Arm	K6169	1 F120
	1-1/16" Sway Bar Diameter	To Frame	K6169	1 F120
	1-1/4" Sway Bar Diameter, (Improved Design Bushing With Premium Rubber Material And Synthetic Fabric Lining Lasts Longer And Eliminates Noise)	To Arm	K201176 ‡	1 F120
	1-1/4" Sway Bar Diameter, (Standard Design)	To Arm	K6476	1 F120
	1-1/4" Sway Bar Diameter, (Improved Design Bushing With Premium Rubber Material And Synthetic Fabric Lining Lasts Longer And Eliminates Noise)	To Frame	K201176 ‡	1 F120
	1-1/4" Sway Bar Diameter, (Standard Design)	To Frame	K6476	1 F120
	1-1/8" Sway Bar Diameter, (Improved Design Bushing With Premium Rubber Material And Synthetic Fabric Lining Lasts Longer And Eliminates Noise)	To Arm	K201174 ‡	1 F120
	1-1/8" Sway Bar Diameter, (Standard Design)	To Arm	K6408	1 F120
	1-1/8" Sway Bar Diameter, (Improved Design Bushing With Premium Rubber Material And Synthetic Fabric Lining Lasts Longer And Eliminates Noise)	To Frame	K201174 ‡	1 F120
	1-1/8" Sway Bar Diameter, (Standard Design)	To Frame	K6408	1 F120
	1-3/16" Sway Bar Diameter, (Improved Design Bushing With Premium Rubber Material And Synthetic Fabric Lining Lasts Longer And Eliminates Noise)	To Arm	K201175 ‡	1 F120
	1-3/16" Sway Bar Diameter, (Standard Design)	To Arm	K6437	1 F120
	1-3/16" Sway Bar Diameter, (Improved Design Bushing With Premium Rubber Material And Synthetic Fabric Lining Lasts Longer And Eliminates Noise)	To Frame	K201175 ‡	1 F120
	1-3/16" Sway Bar Diameter, (Standard Design)	To Frame	K6437	1 F120
R20 Suburban				
Ball Joint				
1988-1987	(Powdered Metal Gusher Brg. For Better Lubrication)	Upper	K6122 ‡	2 F120
	(Powdered Metal Gusher Brg. For Better Lubrication)	Lower	K6129T ‡	2 F120
Control Arm				
1988-1987	Heavy Duty, (Ball Joint And Bushings Not Included)	Left Lower	CK6554 ‡	1 F120
	Standard Duty, (Ball Joint And Bushings Not Included)	Left Lower	CK6553 ‡	1 F120
	Standard Duty, (Ball Joint And Bushings Not Included)	Right Lower	CK6555 ‡	1 F120
Control Arm Bumper Bushing				
1988-1987	(Press In Type)	Lower	K6607	2 F120
Control Arm Shaft Assembly				
1988-1987	(Standard Design) (Greaseable Socket Reduces Corrosion/Wear)	Upper Lower	K6135 K6147 ‡	2 2 F120 F120
Control Arm with Ball Joint				
1988-1987	(Smooth Control Arm Shaft, Heavy Duty Design, Contains Bushing, Powdered Metal Gusher Brg. For Better Lubrication)	Left Lower	CK620036 ‡	1 F120
	(Smooth Control Arm Shaft, R-Series)	Left Lower	RK620036	1 F120
	(Smooth Control Arm Shaft, Heavy Duty Design, Contains Bushing, Powdered Metal Gusher Brg. For Better Lubrication)	Right Lower	CK620037 ‡	1 F120
	(Smooth Control Arm Shaft, R-Series)	Right Lower	RK620037	1 F120
	Non ABS, (Contains Bumper, R-Series)	Left Upper	RK622888	1 F120
	Non ABS, (Contains Bumper, R-Series)	Right Upper	RK622887	1 F120
	Non ABS, (Heavy Duty Design, Contains Bushings, Powdered Metal Gusher Brg. For Better Lubrication)	Right Upper	CK620035 ‡	1 F120
Sway Bar Bushing				
1988-1987	1-1/16" Sway Bar Diameter	To Arm	K6169	1 F120
	1-1/16" Sway Bar Diameter	To Frame	K6169	1 F120
	1-1/4" Sway Bar Diameter, (Improved Design Bushing With Premium Rubber Material And Synthetic Fabric Lining Lasts Longer And Eliminates Noise)	To Arm	K201176 ‡	1 F120
	1-1/4" Sway Bar Diameter, (Standard Design)	To Arm	K6476	1 F120
	1-1/4" Sway Bar Diameter, (Improved Design Bushing With Premium Rubber Material And Synthetic Fabric Lining Lasts Longer And Eliminates Noise)	To Frame	K201176 ‡	1 F120
	1-1/4" Sway Bar Diameter, (Standard Design)	To Frame	K6476	1 F120
	1-1/8" Sway Bar Diameter, (Improved Design Bushing With Premium Rubber Material And Synthetic Fabric Lining Lasts Longer And Eliminates Noise)	To Arm	K201174 ‡	1 F120
	1-1/8" Sway Bar Diameter, (Standard Design)	To Arm	K6408	1 F120

CHEVROLET TRUCK-20 Series - 3/4 Ton (Cont.)

FRONT SUSPENSION (Cont.)

Year	Model/Application	Part	P/C Qty	Figure		
R20 Suburban						
Sway Bar Bushing						
1988-1987 (Cont.)	1-1/8" Sway Bar Diameter, (Improved Design Bushing With Premium Rubber Material And Synthetic Fabric Lining Lasts Longer And Eliminates Noise)	To Frame	K201174 ‡	1	F120	
	1-1/8" Sway Bar Diameter, (Standard Design)	To Frame	K6408	1	F120	
	1-3/16" Sway Bar Diameter, (Improved Design Bushing With Premium Rubber Material And Synthetic Fabric Lining Lasts Longer And Eliminates Noise)	To Arm	K201175 ‡	1	F120	
	1-3/16" Sway Bar Diameter, (Standard Design)	To Arm	K6437	1	F120	
	1-3/16" Sway Bar Diameter, (Improved Design Bushing With Premium Rubber Material And Synthetic Fabric Lining Lasts Longer And Eliminates Noise)	To Frame	K201175 ‡	1	F120	
	1-3/16" Sway Bar Diameter, (Standard Design)	To Frame	K6437	1	F120	
	R2500					
	Ball Joint					
1989	(Powdered Metal Gusher Brg. For Better Lubrication)	Upper	K6122 ‡	2	F120	
	(Powdered Metal Gusher Brg. For Better Lubrication)	Lower	K6129T ‡	2	F120	
Control Arm						
1989	Heavy Duty, (Ball Joint And Bushings Not Included)	Left Lower	CK6554 ‡	1	F120	
	Standard Duty, (Ball Joint And Bushings Not Included)	Left Lower	CK6553 ‡	1	F120	
	Standard Duty, (Ball Joint And Bushings Not Included)	Right Lower	CK6555 ‡	1	F120	
Control Arm Bumper Bushing						
1989	(Press In Type)	Lower	K6607	2	F120	
Control Arm Shaft Assembly						
1989	(Standard Design)	Upper	K6135	2	F120	
	(Greaseable Socket Reduces Corrosion/Wear)	Lower	K6147 ‡	2	F120	
Control Arm with Ball Joint						
1989	(Smooth Control Arm Shaft, Heavy Duty Design, Contains Bushing, Powdered Metal Gusher Brg. For Better Lubrication)	Left Lower	CK620036 ‡	1	F120	
	(Smooth Control Arm Shaft, R-Series)	Left Lower	RK620036	1	F120	
	(Smooth Control Arm Shaft, Heavy Duty Design, Contains Bushing, Powdered Metal Gusher Brg. For Better Lubrication)	Right Lower	CK620037 ‡	1	F120	
	(Smooth Control Arm Shaft, R-Series)	Right Lower	RK620037	1	F120	
	Non ABS, (Contains Bumper, R-Series)	Left Upper	RK622888	1	F120	
	Non ABS, (Contains Bumper, R-Series)	Right Upper	RK622887	1	F120	
	Non ABS, (Heavy Duty Design, Contains Bushings, Powdered Metal Gusher Brg. For Better Lubrication)	Right Upper	CK620035 ‡	1	F120	
	Sway Bar Bushing					
	1989	1-1/16" Sway Bar Diameter	To Arm	K6169	1	F120
1-1/16" Sway Bar Diameter		To Frame	K6169	1	F120	
1-1/4" Sway Bar Diameter, (Improved Design Bushing With Premium Rubber Material And Synthetic Fabric Lining Lasts Longer And Eliminates Noise)		To Arm	K201176 ‡	1	F120	
1-1/4" Sway Bar Diameter, (Standard Design)		To Arm	K6476	1	F120	
1-1/4" Sway Bar Diameter, (Improved Design Bushing With Premium Rubber Material And Synthetic Fabric Lining Lasts Longer And Eliminates Noise)		To Frame	K201176 ‡	1	F120	
1-1/4" Sway Bar Diameter, (Standard Design)		To Frame	K6476	1	F120	
1-1/8" Sway Bar Diameter, (Improved Design Bushing With Premium Rubber Material And Synthetic Fabric Lining Lasts Longer And Eliminates Noise)		To Arm	K201174 ‡	1	F120	
1-1/8" Sway Bar Diameter, (Standard Design)		To Arm	K6408	1	F120	
1-1/8" Sway Bar Diameter, (Improved Design Bushing With Premium Rubber Material And Synthetic Fabric Lining Lasts Longer And Eliminates Noise)		To Frame	K201174 ‡	1	F120	
1-1/8" Sway Bar Diameter, (Standard Design)		To Frame	K6408	1	F120	
1-3/16" Sway Bar Diameter, (Improved Design Bushing With Premium Rubber Material And Synthetic Fabric Lining Lasts Longer And Eliminates Noise)		To Arm	K201175 ‡	1	F120	
1-3/16" Sway Bar Diameter, (Standard Design)		To Arm	K6437	1	F120	
1-3/16" Sway Bar Diameter, (Improved Design Bushing With Premium Rubber Material And Synthetic Fabric Lining Lasts Longer And Eliminates Noise)		To Frame	K201175 ‡	1	F120	
1-3/16" Sway Bar Diameter, (Standard Design)		To Frame	K6437	1	F120	
R2500 Suburban						
Ball Joint						
1990-1989		(Powdered Metal Gusher Brg. For Better Lubrication)	Upper	K6122 ‡	2	F120
		(Powdered Metal Gusher Brg. For Better Lubrication)	Lower	K6129T ‡	2	F120
Control Arm						
1990-1989		Heavy Duty, (Ball Joint And Bushings Not Included)	Left Lower	CK6554 ‡	1	F120
	Standard Duty, (Ball Joint And Bushings Not Included)	Left Lower	CK6553 ‡	1	F120	
	Standard Duty, (Ball Joint And Bushings Not Included)	Right Lower	CK6555 ‡	1	F120	
Control Arm Bumper Bushing						
1990-1989	(Press In Type)	Lower	K6607	2	F120	
Control Arm Shaft Assembly						
1990-1989	(Standard Design)	Upper	K6135	2	F120	
	(Greaseable Socket Reduces Corrosion/Wear)	Lower	K6147 ‡	2	F120	

(Cont.) 20 Series - 3/4 Ton-CHEVROLET TRUCK

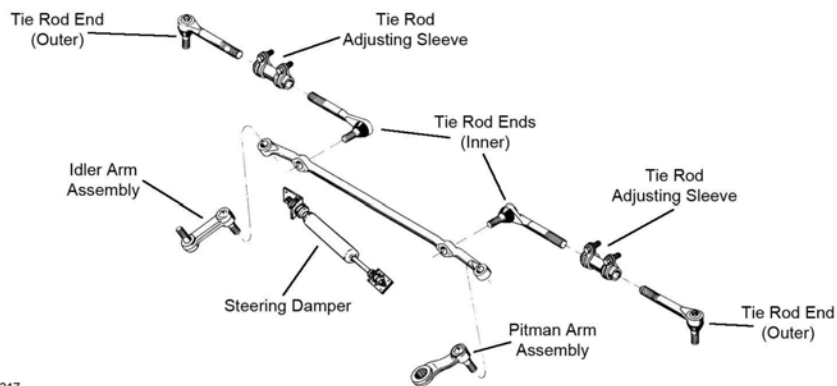
FRONT SUSPENSION (Cont.)					
Year	Model/Application	Part	P/C Qty	Figure	
R2500 Suburban					
Control Arm with Ball Joint					
1990-1989	(Smooth Control Arm Shaft, Heavy Duty Design, Contains Bushing, Powdered Metal Gusher Brg. For Better Lubrication)	Left Lower	CK620036 ‡	1	F120
	(Smooth Control Arm Shaft, R-Series)	Left Lower	RK620036	1	F120
	(Smooth Control Arm Shaft, Heavy Duty Design, Contains Bushing, Powdered Metal Gusher Brg. For Better Lubrication)	Right Lower	CK620037 ‡	1	F120
	(Smooth Control Arm Shaft, R-Series)	Right Lower	RK620037	1	F120
	Non ABS, (Contains Bumper, R-Series)	Left Upper	RK622888	1	F120
	Non ABS, (Contains Bumper, R-Series)	Right Upper	RK622887	1	F120
	Non ABS, (Heavy Duty Design, Contains Bushings, Powdered Metal Gusher Brg. For Better Lubrication)	Right Upper	CK620035 ‡	1	F120
	Sway Bar Bushing				
1990-1989	1-1/16" Sway Bar Diameter	To Arm	K6169	1	F120
	1-1/16" Sway Bar Diameter	To Frame	K6169	1	F120
	1-1/4" Sway Bar Diameter, (Improved Design Bushing With Premium Rubber Material And Synthetic Fabric Lining Lasts Longer And Eliminates Noise)	To Arm	K201176 ‡	1	F120
	1-1/4" Sway Bar Diameter, (Standard Design)	To Arm	K6476	1	F120
	1-1/4" Sway Bar Diameter, (Improved Design Bushing With Premium Rubber Material And Synthetic Fabric Lining Lasts Longer And Eliminates Noise)	To Frame	K201176 ‡	1	F120
	1-1/4" Sway Bar Diameter, (Standard Design)	To Frame	K6476	1	F120
	1-1/8" Sway Bar Diameter, (Improved Design Bushing With Premium Rubber Material And Synthetic Fabric Lining Lasts Longer And Eliminates Noise)	To Arm	K201174 ‡	1	F120
	1-1/8" Sway Bar Diameter, (Standard Design)	To Arm	K6408	1	F120
	1-1/8" Sway Bar Diameter, (Improved Design Bushing With Premium Rubber Material And Synthetic Fabric Lining Lasts Longer And Eliminates Noise)	To Frame	K201174 ‡	1	F120
	1-1/8" Sway Bar Diameter, (Standard Design)	To Frame	K6408	1	F120
	1-3/16" Sway Bar Diameter, (Improved Design Bushing With Premium Rubber Material And Synthetic Fabric Lining Lasts Longer And Eliminates Noise)	To Arm	K201175 ‡	1	F120
	1-3/16" Sway Bar Diameter, (Standard Design)	To Arm	K6437	1	F120
	1-3/16" Sway Bar Diameter, (Improved Design Bushing With Premium Rubber Material And Synthetic Fabric Lining Lasts Longer And Eliminates Noise)	To Frame	K201175 ‡	1	F120
	1-3/16" Sway Bar Diameter, (Standard Design)	To Frame	K6437	1	F120
	V20				
	Ball Joint				
1987	(Powdered Metal Gusher Brg. For Better Lubrication)	Upper	K8194T ‡	2	F123
	(Powdered Metal Gusher Brg. For Better Lubrication)	Lower	K8195T ‡	2	F123
Leaf Spring Bushing					
1987		Front	SB320	2	F123
		Rear	SB320	2	F123
Leaf Spring Shackle Bushing					
1987			K200911	2	F123
Sway Bar Bushing					
1987		To Arm	K6655	1	F123
	1" Sway Bar Diameter, (Contains Thermoplastic Bushings And Universal Mounting Bracket)	To Frame	K8793 ‡	1	F123
	1-1/16" Sway Bar Diameter, (Contains Thermoplastic Bushings And Universal Mounting Bracket)	To Frame	K7302 ‡	1	F123
	1-1/4" Sway Bar Diameter, (Includes Universal Mounting Bracket)	To Frame	K7326 ‡	1	F123
	7/8" Sway Bar Diameter, (Contains Thermoplastic Bushings And Universal Mounting Bracket)	To Frame	K8791 ‡	1	F123
		To Frame	K8791 ‡	1	F123
V20 Suburban					
Ball Joint					
1988-1987	(Powdered Metal Gusher Brg. For Better Lubrication)	Upper	K8194T ‡	2	F123
	(Powdered Metal Gusher Brg. For Better Lubrication)	Lower	K8195T ‡	2	F123
Ball Joint Bushing Extractor and Installer					
1988	Four Wheel Drive (4X4)		T40207	1	
Leaf Spring Bushing					
1988-1987		Front	SB320	2	F123
Leaf Spring Shackle Bushing					
1987			K200911	2	F123
Sway Bar Bushing					
1988-1987		To Arm	K6655	1	F123
	1" Sway Bar Diameter, (Contains Thermoplastic Bushings And Universal Mounting Bracket)	To Frame	K8793 ‡	1	F123
	1-1/16" Sway Bar Diameter, (Contains Thermoplastic Bushings And Universal Mounting Bracket)	To Frame	K7302 ‡	1	F123
	1-1/4" Sway Bar Diameter, (Includes Universal Mounting Bracket)	To Frame	K7326 ‡	1	F123
	7/8" Sway Bar Diameter, (Contains Thermoplastic Bushings And Universal Mounting Bracket)	To Frame	K8791 ‡	1	F123
		To Frame	K8791 ‡	1	F123

CHEVROLET TRUCK-20 Series - 3/4 Ton (Cont.)

FRONT SUSPENSION (Cont.)

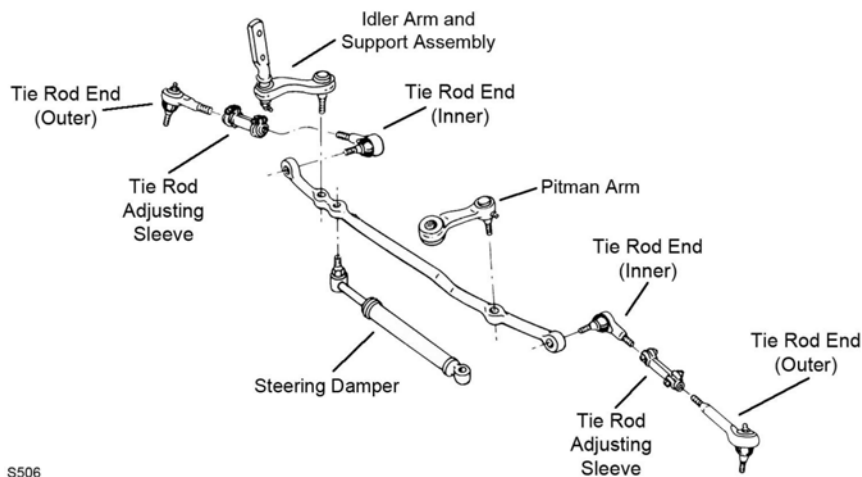
Year	Model/Application	Part	P/C Qty	Figure
V2500 Suburban				
Ball Joint				
1990-1989	(Powdered Metal Gusher Brg. For Better Lubrication)	Upper	K8194T ‡	2 F123
	(Powdered Metal Gusher Brg. For Better Lubrication)	Lower	K8195T ‡	2 F123
Leaf Spring Bushing				
1990-1989		Front	SB320	2 F123
Sway Bar Bushing				
1990-1989	1" Sway Bar Diameter, (Contains Thermoplastic Bushings And Universal Mounting Bracket)	To Arm	K6655	1 F123
	1-1/16" Sway Bar Diameter, (Contains Thermoplastic Bushings And Universal Mounting Bracket)	To Frame	K8793 ‡	1 F123
	1-1/4" Sway Bar Diameter, (Includes Universal Mounting Bracket)	To Frame	K7302 ‡	1 F123
	7/8" Sway Bar Diameter, (Contains Thermoplastic Bushings And Universal Mounting Bracket)	To Frame	K7326 ‡	1 F123
		To Frame	K8791 ‡	1 F123

STEERING



S217

S217

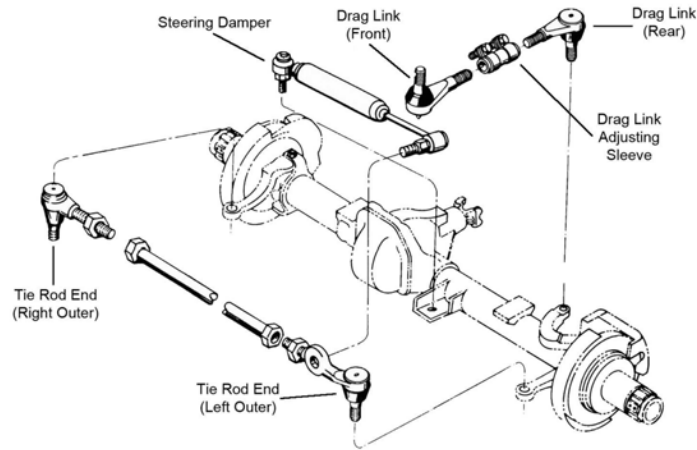


S506

S506

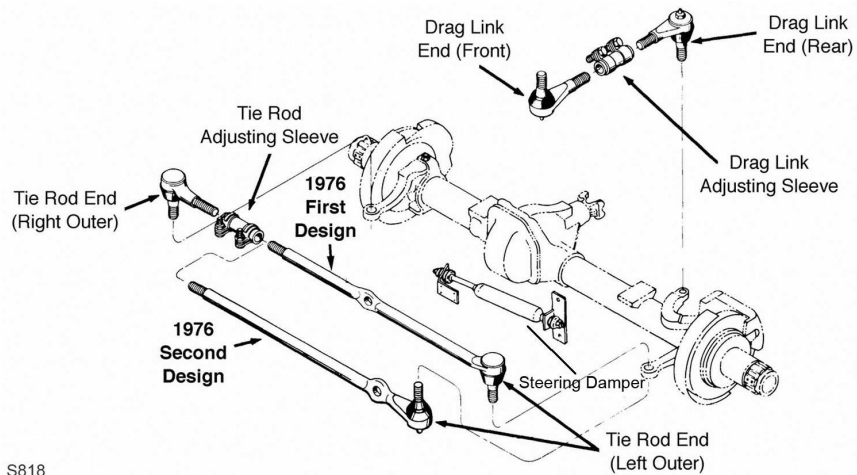
(Cont.) 20 Series - 3/4 Ton-CHEVROLET TRUCK

STEERING (Cont.)



S518

S518



S818

S818

Year	Model/Application	Part	P/C Qty	Figure
3600				
Drag Link Assembly				
1959-1955	15.50" Length, (Greaseable Socket Reduces Corrosion/Wear)	DS584 ‡	1	
C20				
Idler Arm				
1986-1983	(Greaseable Socket Reduces Corrosion/Wear)	K6247T ‡	1	S217
1982-1967	(Powdered Metal Gusher Brg. For Better Lubrication)	K6096T ‡	1	S217
Pitman Arm				
1986-1973	Manual Steering, (Powdered Metal Gusher Brg. For Better Lubrication) Power Steering, (Powdered Metal Gusher Brg. For Better Lubrication)	K6142 ‡ K6143 ‡	1 1	S217 S217
1972-1969	Manual Steering, (Powdered Metal Gusher Brg. For Better Lubrication)	K6130 ‡	1	S217
1972-1968	Power Steering, (Powdered Metal Gusher Brg. For Better Lubrication)	K6131 ‡	1	S217
1966-1961	(Powdered Metal Gusher Brg. For Better Lubrication)	K6086 ‡	1	S217
Steering Damper Bellows				
1986-1967	(Trail Boss)	Front SSD68	1	S217
Steering Damper Cylinder				
1986-1967	(Trail Boss)	Front SSD42	1	S217
Steering Damper Kit				
1986-1972	(Super Trail Boss)	Front SSD125	1	S217
1986-1967	(Trail Boss)	Front SSD10	1	S217
Tie Rod Adjusting Sleeve				
1986-1971		ES2004S	2	S217
1970-1965	Independent Front Suspension	ES350S	2	S217

CHEVROLET TRUCK-20 Series - 3/4 Ton (Cont.)

STEERING (Cont.)

Year	Model/Application	Part	P/C Qty	Figure	
C20					
Tie Rod End					
1986-1971	(Powdered Metal Gusher Brg. For Better Lubrication) (Powdered Metal Gusher Brg. For Better Lubrication)	Outer Inner	ES409RT ‡ ES409LT ‡	2 2	S217 S217
1970-1965	(Powdered Metal Gusher Brg. For Better Lubrication) (Powdered Metal Gusher Brg. For Better Lubrication)	Outer Inner	ES358L ‡ ES358R ‡	2 2	S217 S217
1964-1960		Outer	ES297RL	2	S217
C20 Suburban					
Idler Arm					
1986-1983	(Greaseable Socket Reduces Corrosion/Wear)		K6247T ‡	1	S217
1982-1967	(Powdered Metal Gusher Brg. For Better Lubrication)		K6096T ‡	1	S217
Pitman Arm					
1986-1973	Manual Steering, (Powdered Metal Gusher Brg. For Better Lubrication) Power Steering, (Powdered Metal Gusher Brg. For Better Lubrication)		K6142 ‡ K6143 ‡	1 1	S217 S217
1972-1969	Manual Steering, (Powdered Metal Gusher Brg. For Better Lubrication)		K6130 ‡	1	S217
1972-1968	Power Steering, (Powdered Metal Gusher Brg. For Better Lubrication)		K6131 ‡	1	S217
Steering Damper Bellows					
1986-1968	(Trail Boss)	Front	SSD68	1	S217
Steering Damper Cylinder					
1986-1968	(Trail Boss)	Front	SSD42	1	S217
Steering Damper Kit					
1986-1968	(Trail Boss)	Front	SSD10	1	S217
Tie Rod Adjusting Sleeve					
1986-1971			ES2004S	2	S217
1970-1968	Independent Front Suspension		ES350S	2	S217
Tie Rod End					
1986-1971	(Powdered Metal Gusher Brg. For Better Lubrication) (Powdered Metal Gusher Brg. For Better Lubrication)	Outer Inner	ES409RT ‡ ES409LT ‡	2 2	S217 S217
1970-1967	(Powdered Metal Gusher Brg. For Better Lubrication) (Powdered Metal Gusher Brg. For Better Lubrication)	Outer Inner	ES358L ‡ ES358R ‡	2 2	S217 S217
C2500					
Center Link					
1990-1988			DS1406	1	S506
Idler Arm					
1990-1988	(Heavy Duty Design Includes Frame Bracket, Powdered Metal Gusher Brg. For Better Lubrication) (Improved Design, Contains Bracket) (Powdered Metal Gusher Brg. For Better Lubrication, Super Duty Design, Contains Bracket)		K6390 ‡ K6331 ‡ K6483T ‡	1 1 1	S506 S506 S506
Pitman Arm					
1990-1988	Power Steering, (Includes Patented Cover Plate Design For Tighter Tolerances)		K6335 ‡	1	S506
Steering Damper Bellows					
1990-1988	Except Original Equipment Steering Damper, (Trail Boss)	Front	SSD68	1	
Steering Damper Cylinder					
1990-1988	Except Original Equipment Steering Damper, (Super Trail Boss)	Front	SSD82	1	
Steering Damper Kit					
1990-1988	(Super Trail Boss) Except Original Equipment Steering Damper, (Trail Boss)	Front Front	SSD125 SSD101	1 1	
Tie Rod Adjusting Sleeve					
1990-1988			ES2004S	2	S506
Tie Rod End					
1990-1988	(Powdered Metal Gusher Brg. For Better Lubrication) (Powdered Metal Gusher Brg. For Better Lubrication)	Outer Inner	ES2836RL ‡ ES2837RL ‡	2 2	S506 S506
G20					
Idler Arm					
1990-1983	(Greaseable Socket Reduces Corrosion/Wear)		K6248T ‡	1	S217
1982-1971	(Powdered Metal Gusher Brg. For Better Lubrication)		K6096T ‡	1	S217
Pitman Arm					
1990-1983	Power Steering, (Powdered Metal Gusher Brg. For Better Lubrication)		K6220 ‡	1	S217
1982-1971	Manual Steering, (Powdered Metal Gusher Brg. For Better Lubrication) Power Steering, (Powdered Metal Gusher Brg. For Better Lubrication)		K6130 ‡ K6131 ‡	1 1	S217 S217

(Cont.) 20 Series - 3/4 Ton-CHEVROLET TRUCK

STEERING (Cont.)

Year	Model/Application	Part	P/C Qty	Figure
G20				
Steering Damper Bellows				
1990-1983	Except Oil Cooler, Except Original Equipment Steering Damper, (Trail Boss)	Front	SSD68	1 S217
1982-1971	(Trail Boss)	Front	SSD68	1 S217
1970-1967	Straight Axle, (Trail Boss)	Front	SSD68	1
Steering Damper Cylinder				
1982-1971	(Trail Boss)	Front	SSD42	1 S217
1970-1967	Straight Axle, (Trail Boss)	Front	SSD42	1
Steering Damper Kit				
1990-1983	Except Oil Cooler, Except Original Equipment Steering Damper, (Trail Boss)	Front	SSD73	1 S217
1982-1971	(Trail Boss)	Front	SSD19	1 S217
1971-1967	Straight Axle, (Super Trail Boss)	Front	SSD99	1
Tie Rod Adjusting Sleeve				
1990-1973			ES2004S	2 S217
1972-1971	Front Disc		ES2004S	2 S217
	Front Drum		ES2032S	2 S217
Tie Rod End				
1990-1983	(Powdered Metal Gusher Brg. For Better Lubrication)	Outer	ES2218RL ‡	2 S217
1990-1973	(Powdered Metal Gusher Brg. For Better Lubrication)	Inner	ES409LT ‡	2 S217
1982-1973	(Powdered Metal Gusher Brg. For Better Lubrication)	Outer	ES409RT ‡	2 S217
1972-1971	Front Disc, (Powdered Metal Gusher Brg. For Better Lubrication)	Outer	ES409RT ‡	2 S217
	Front Disc, (Powdered Metal Gusher Brg. For Better Lubrication)	Inner	ES409LT ‡	2 S217
	Front Drum, (Powdered Metal Gusher Brg. For Better Lubrication)	Inner	ES681N ‡	2 S217
K20				
Drag Link Adjusting Sleeve				
1986-1970		Pitman Arm To Steering Arm	ES362S	1 S518, S818
Drag Link Assembly				
1986-1970	6.34" Length, (Greaseable Socket Reduces Corrosion/Wear)	At Pitman Arm	ES2027L ‡	1 S518, S818
	8.34" Length, (Greaseable Socket Reduces Corrosion/Wear)	At Steering Arm	ES2026R ‡	1 S518, S818
Steering Damper Bellows				
1986-1981	(Super Trail Boss)	Front	SSD90	1 S518, S818
	(Trail Boss)	Front	SSD68	1 S518, S818
1980-1973	(Super Trail Boss)	Front	SSD90	1 S818
	(Trail Boss)	Front	SSD68	1 S818
1972-1962	Up To 77mm Diameter Axle, (Super Trail Boss)	Front	SSD90	1
	Up To 77mm Diameter Axle, (Trail Boss)	Front	SSD68	1
Steering Damper Cylinder				
1986-1981	(Super Trail Boss)	Front	SSD84	1 S518, S818
	(Trail Boss)	Front	SSD15	1 S518, S818
1980-1973	(Super Trail Boss)	Front	SSD84	1 S818
	(Trail Boss)	Front	SSD15	1 S818
1972-1962	Up To 77mm Diameter Axle, (Super Trail Boss)	Front	SSD82	1
	Up To 77mm Diameter Axle, (Trail Boss)	Front	SSD48	1
Steering Damper Kit				
1972-1962	Up To 77mm Diameter Axle, (Super Trail Boss)	Front	SSD92	1
	Up To 77mm Diameter Axle, (Trail Boss)	Front	SSD13	1
Tie Rod Adjusting Sleeve				
1986-1976	1" - 18 Threads, 5.5" Length, (Coated For Corrosion Resistance)	At Steering Arm, Right, Steering Arm To Steering Arm	ES2012S ‡	1 S818
1976-1973	7/8" - 18 Threads, 4.50" Length		ES362S	1 S818
Tie Rod End				
1986-1981	7/8" - 18 Threads, 4.81" Length, (Right Hand Threads, Powdered Metal Gusher Brg. For Better Lubrication)	Right Outer	ES2234R ‡	1 S518
	7/8" - 18 Threads, 9.6" Length, (Can Replace Complete 7/8" Threads Design With 1" Threads Design, Left Hand Threads, Powdered Metal Gusher Brg. For Better Lubrication)	Left Outer	ES2233L ‡	1 S518
1986-1976	1" - 18 Threads, 4.12" Length, (Right Hand Threads, Greaseable Socket Reduces Corrosion/Wear)	Right Outer	ES2011R ‡	1 S818
	1" - 18 Threads, 52.25" Length, (Left Hand Threads, Powdered Metal Gusher Brg. For Better Lubrication)	Left Outer	DS893 ‡	1 S818
1976-1973	52.24" Length, (Right Hand Threads, Greaseable Socket Reduces Corrosion/Wear)	Left Outer	DS841 ‡	1 S818
	7/8" - 18 Threads, 4.38" Length, (Left Hand Threads, Greaseable Socket Reduces Corrosion/Wear)	Right Outer	ES449L ‡	1 S818
1972-1967	(Powdered Metal Gusher Brg. For Better Lubrication)	Left Outer	ES375L ‡	1

CHEVROLET TRUCK-20 Series - 3/4 Ton (Cont.)

STEERING (Cont.)

Year	Model/Application	Part	P/C Qty	Figure
K20				
Tie Rod End				
1972-1967 (Cont.)	(Powdered Metal Gusher Brg. For Better Lubrication)	Right Outer	ES375R ‡	1
1966-1961	.750" - 16 Threads, 3.50" Length, (Left Hand Threads, Includes Sunloy-Coated Metal Bearing To Combine Durability With Smooth Stud Swing)	Left Outer	ES150L ‡	1
		Right Outer	ES150R ‡	1
K20 Suburban				
Drag Link Adjusting Sleeve				
1986-1971		Pitman Arm To Steering Arm	ES362S	1 S518, S818
Drag Link Assembly				
1986-1971	6.34" Length, (Greaseable Socket Reduces Corrosion/Wear)	At Pitman Arm	ES2027L ‡	1 S518, S818
		At Steering Arm	ES2026R ‡	1 S518, S818
Steering Damper Bellows				
1986-1981	(Super Trail Boss) (Trail Boss)	Front	SSD90	1 S518, S818
		Front	SSD68	1 S518, S818
1980-1973	(Super Trail Boss) (Trail Boss)	Front	SSD90	1 S818
		Front	SSD68	1 S818
1972-1968	Up To 77mm Diameter Axle, (Super Trail Boss) Up To 77mm Diameter Axle, (Trail Boss)	Front	SSD90	1
		Front	SSD68	1
Steering Damper Cylinder				
1986-1981	(Super Trail Boss) (Trail Boss)	Front	SSD84	1 S518, S818
		Front	SSD15	1 S518, S818
1980-1973	(Super Trail Boss) (Trail Boss)	Front	SSD84	1 S818
		Front	SSD15	1 S818
1972-1968	Up To 77mm Diameter Axle, (Super Trail Boss) Up To 77mm Diameter Axle, (Trail Boss)	Front	SSD82	1
		Front	SSD48	1
Steering Damper Kit				
1972-1968	Up To 77mm Diameter Axle, (Super Trail Boss) Up To 77mm Diameter Axle, (Trail Boss)	Front	SSD92	1
		Front	SSD13	1
Tie Rod Adjusting Sleeve				
1986-1976	1" - 18 Threads, 5.5" Length, (Coated For Corrosion Resistance)	At Steering Arm, Right, Steering Arm To Steering Arm	ES2012S ‡	1 S818
1976-1973	7/8" - 18 Threads, 4.50" Length		ES362S	1 S818
Tie Rod End				
1986-1981	7/8" - 18 Threads, 4.81" Length, (Right Hand Threads, Powdered Metal Gusher Brg. For Better Lubrication)	Right Outer	ES2234R ‡	1 S518
		Left Outer	ES2233L ‡	1 S518
1986-1976	1" - 18 Threads, 4.12" Length, (Right Hand Threads, Greaseable Socket Reduces Corrosion/Wear)	Right Outer	ES2011R ‡	1 S818
		Left Outer	DS893 ‡	1 S818
1976-1973	52.24" Length, (Right Hand Threads, Greaseable Socket Reduces Corrosion/Wear)	Left Outer	DS841 ‡	1 S818
		Right Outer	ES449L ‡	1 S818
1972-1968	(Powdered Metal Gusher Brg. For Better Lubrication) (Powdered Metal Gusher Brg. For Better Lubrication)	Left Outer	ES375L ‡	1
		Right Outer	ES375R ‡	1
K2500				
Center Link				
1990-1988	4 Hole Center Link, Except 8600 Lb GVW 5 Hole Center Link, 8600 Lb GVW		DS1407	1 S506
			DS1408	1 S506
Idler Arm				
1990-1988	(Heavy Duty Design Includes Frame Bracket, Powdered Metal Gusher Brg. For Better Lubrication) (Powdered Metal Gusher Brg. For Better Lubrication, Super Duty Design, Contains Bracket)		K6390 ‡	1 S506
			K6483T ‡	1 S506
Pitman Arm				
1990-1988	Power Steering, (Includes Patented Cover Plate Design For Tighter Tolerances)		K6335 ‡	1 S506
Steering Damper Bellows				
1990-1988	Except Original Equipment Steering Damper, (Super Trail Boss)	Front	SSD90	1 S506
Steering Damper Cylinder				
1990-1988	Except Original Equipment Steering Damper, (Super Trail Boss) Original Equipment Steering Damper, (Trail Boss)	Front	SSD82	1 S506
		Front	SSD56	1 S506

(Cont.) 20 Series - 3/4 Ton-CHEVROLET TRUCK

STEERING (Cont.)

Year	Model/Application	Part	P/C Qty	Figure
K2500				
Steering Damper Kit				
1990-1988	Except Original Equipment Steering Damper, (Super Trail Boss)	Front	SSD94	1 S506
Tie Rod Adjusting Sleeve				
1990-1988			ES2004S	2 S506
Tie Rod End				
1990-1988	(Powdered Metal Gusher Brg. For Better Lubrication)	Outer	ES2836RL ‡	2 S506
	(Powdered Metal Gusher Brg. For Better Lubrication)	Inner	ES2838RL ‡	2 S506
P20				
Idler Arm				
1989-1983	(Greaseable Socket Reduces Corrosion/Wear)		K6247T ‡	1 S217
1982-1967	(Powdered Metal Gusher Brg. For Better Lubrication)		K6096T ‡	1 S217
Pitman Arm				
1989-1973	Power Steering, (Powdered Metal Gusher Brg. For Better Lubrication)		K6143 ‡	1 S217
1980-1973	Manual Steering, (Powdered Metal Gusher Brg. For Better Lubrication)		K6142 ‡	1 S217
1972-1968	Manual Steering, (Powdered Metal Gusher Brg. For Better Lubrication)		K6130 ‡	1 S217
	Power Steering, (Powdered Metal Gusher Brg. For Better Lubrication)		K6131 ‡	1 S217
Steering Damper Bellows				
1989-1968	(Trail Boss)	Front	SSD68	1 S217
1967-1963	(Trail Boss)	Front	SSD68	1
Steering Damper Cylinder				
1973-1968	(Trail Boss)	Front	SSD42	1 S217
Steering Damper Kit				
1973-1968	Coil Spring Suspension, Short/Long Arm Front Suspension, (Trail Boss)	Front	SSD10	1 S217
1971-1968	Straight Axle, (Super Trail Boss)	Front	SSD99	1 S217
1967	Coil Spring Suspension, Short/Long Arm Front Suspension, (Trail Boss)	Front	SSD10	1
1967-1965	Straight Axle, (Super Trail Boss)	Front	SSD99	1
Tie Rod Adjusting Sleeve				
1989-1971			ES2004S	2 S217
1970-1968	Independent Front Suspension		ES350S	2 S217
Tie Rod End				
1989-1971	(Powdered Metal Gusher Brg. For Better Lubrication)	Outer	ES409RT ‡	2 S217
	(Powdered Metal Gusher Brg. For Better Lubrication)	Inner	ES409LT ‡	2 S217
1970-1968	(Powdered Metal Gusher Brg. For Better Lubrication)	Outer	ES358L ‡	2 S217
	(Powdered Metal Gusher Brg. For Better Lubrication)	Inner	ES358R ‡	2 S217
1967-1964	1.000" - 16 Threads, 5.86" Length, (Greaseable Socket Reduces Corrosion/Wear)	Left Outer	ES330L ‡	1
	1.000" - 16 Threads, 5.86" Length, (Greaseable Socket Reduces Corrosion/Wear)	Right Outer	ES330R ‡	1
R20				
Idler Arm				
1988-1987	(Greaseable Socket Reduces Corrosion/Wear)		K6247T ‡	1 S217
Pitman Arm				
1988-1987	Except Variable Ratio, Power Steering, (Powdered Metal Gusher Brg. For Better Lubrication)		K6143 ‡	1 S217
	Manual Steering, (Powdered Metal Gusher Brg. For Better Lubrication)		K6142 ‡	1 S217
Steering Damper Bellows				
1988-1987	(Trail Boss)	Front	SSD68	1 S217
Steering Damper Cylinder				
1988-1987	(Trail Boss)	Front	SSD42	1 S217
Steering Damper Kit				
1988-1987	(Trail Boss)	Front	SSD10	1 S217
Tie Rod Adjusting Sleeve				
1988-1987			ES2004S	2 S217
Tie Rod End				
1988-1987	(Powdered Metal Gusher Brg. For Better Lubrication)	Outer	ES409RT ‡	2 S217
	(Powdered Metal Gusher Brg. For Better Lubrication)	Inner	ES409LT ‡	2 S217
R20 Suburban				
Idler Arm				
1988-1987	(Greaseable Socket Reduces Corrosion/Wear)		K6247T ‡	1 S217

CHEVROLET TRUCK-20 Series - 3/4 Ton (Cont.)

STEERING (Cont.)

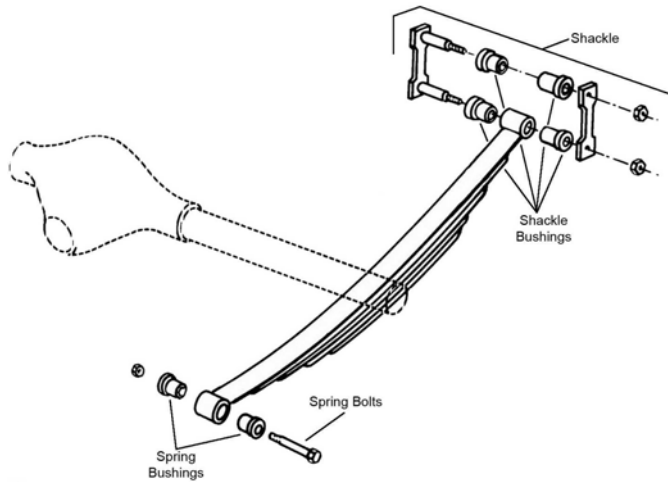
Year	Model/Application	Part	P/C Qty	Figure
R20 Suburban				
Pitman Arm				
1988-1987	Except Variable Ratio, Power Steering, (Powdered Metal Gusher Brg. For Better Lubrication)	K6143 ‡	1	S217
1987	Manual Steering, (Powdered Metal Gusher Brg. For Better Lubrication)	K6142 ‡	1	S217
Steering Damper Bellows				
1988-1987	Except Oil Cooler, (Trail Boss)	Front SSD68	1	S217
Steering Damper Cylinder				
1988-1987	Except Oil Cooler, (Trail Boss)	Front SSD42	1	S217
Steering Damper Kit				
1988-1987	Except Oil Cooler, (Super Trail Boss)	Front SSD125	1	S217
	Except Oil Cooler, (Trail Boss)	Front SSD10	1	S217
Tie Rod Adjusting Sleeve				
1988-1987		ES2004S	2	S217
Tie Rod End				
1988-1987	(Powdered Metal Gusher Brg. For Better Lubrication)	Outer ES409RT ‡	2	S217
	(Powdered Metal Gusher Brg. For Better Lubrication)	Inner ES409LT ‡	2	S217
R2500				
Idler Arm				
1989	(Greaseable Socket Reduces Corrosion/Wear)	K6247T ‡	1	S217
Pitman Arm				
1989	Except Variable Ratio, Power Steering, (Powdered Metal Gusher Brg. For Better Lubrication)	K6143 ‡	1	S217
	Manual Steering, (Powdered Metal Gusher Brg. For Better Lubrication)	K6142 ‡	1	S217
Tie Rod Adjusting Sleeve				
1989		ES2004S	2	S217
Tie Rod End				
1989	(Powdered Metal Gusher Brg. For Better Lubrication)	Outer ES409RT ‡	2	S217
	(Powdered Metal Gusher Brg. For Better Lubrication)	Inner ES409LT ‡	2	S217
R2500 Suburban				
Idler Arm				
1990-1989	(Greaseable Socket Reduces Corrosion/Wear)	K6247T ‡	1	S217
Pitman Arm				
1990-1989	Except Variable Ratio, Power Steering, (Powdered Metal Gusher Brg. For Better Lubrication)	K6143 ‡	1	S217
Steering Damper Bellows				
1990-1989	Except Oil Cooler, (Trail Boss)	Front SSD68	1	S217
Steering Damper Cylinder				
1990-1989	Except Oil Cooler, (Trail Boss)	Front SSD42	1	S217
Steering Damper Kit				
1990-1989	Except Oil Cooler, (Super Trail Boss)	Front SSD125	1	S217
	Except Oil Cooler, (Trail Boss)	Front SSD10	1	S217
Tie Rod Adjusting Sleeve				
1990-1989		ES2004S	2	S217
Tie Rod End				
1990-1989	(Powdered Metal Gusher Brg. For Better Lubrication)	Outer ES409RT ‡	2	S217
	(Powdered Metal Gusher Brg. For Better Lubrication)	Inner ES409LT ‡	2	S217
V20				
Drag Link Adjusting Sleeve				
1987		Pitman Arm To Steering Arm ES362S	1	S518, S818
Drag Link Assembly				
1987	6.34" Length, (Greaseable Socket Reduces Corrosion/Wear)	At Pitman Arm ES2027L ‡	1	S518, S818
	8.34" Length, (Greaseable Socket Reduces Corrosion/Wear)	At Steering Arm ES2026R ‡	1	S518, S818
Steering Damper Bellows				
1987	(Super Trail Boss)	Front SSD90	1	S518, S818
	(Trail Boss)	Front SSD68	1	S518, S818
Steering Damper Cylinder				
1987	(Super Trail Boss)	Front SSD84	1	S518, S818
	(Trail Boss)	Front SSD15	1	S518, S818
Tie Rod Adjusting Sleeve				
1987	1" - 18 Threads, 5.5" Length, (Coated For Corrosion Resistance)	At Steering Arm, Right, Steering Arm To Steering Arm ES2012S ‡	1	S818

(Cont.) 20 Series - 3/4 Ton-CHEVROLET TRUCK**STEERING (Cont.)**

Year	Model/Application	Part	P/C Qty	Figure
V20				
Tie Rod End				
1987	1" - 18 Threads, 4.12" Length, (Right Hand Threads, Greaseable Socket Reduces Corrosion/Wear)	Right Outer	ES2011R ‡	1 S818
	1" - 18 Threads, 52.25" Length, (Left Hand Threads, Powdered Metal Gusher Brg. For Better Lubrication)	Left Outer	DS893 ‡	1 S818
	7/8" - 18 Threads, 4.81" Length, (Can Replace Complete 7/8" Threads Design With 1" Threads Design, Right Hand Threads, Powdered Metal Gusher Brg. For Better Lubrication)	Right Outer	ES2234R ‡	1 S518
	7/8" - 18 Threads, 9.6" Length, (Can Replace Complete 7/8" Threads Design With 1" Threads Design, Left Hand Threads, Powdered Metal Gusher Brg. For Better Lubrication)	Left Outer	ES2233L ‡	1 S518
V20 Suburban				
Drag Link Adjusting Sleeve				
1988-1987		Pitman Arm To Steering Arm	ES362S	1 S518, S818
Drag Link Assembly				
1988-1987	6.34" Length, (Greaseable Socket Reduces Corrosion/Wear)	At Pitman Arm	ES2027L ‡	1 S518, S818
	8.34" Length, (Greaseable Socket Reduces Corrosion/Wear)	At Steering Arm	ES2026R ‡	1 S518, S818
Steering Damper Bellows				
1988-1987	(Super Trail Boss)	Front	SSD90	1 S518, S818
	(Trail Boss)	Front	SSD68	1 S518, S818
Steering Damper Cylinder				
1988-1987	(Super Trail Boss)	Front	SSD84	1 S518, S818
	(Trail Boss)	Front	SSD15	1 S518, S818
Tie Rod Adjusting Sleeve				
1988-1987	1" - 18 Threads, 5.5" Length, (Coated For Corrosion Resistance)	At Steering Arm, Right, Steering Arm To Steering Arm	ES2012S ‡	1 S818
Tie Rod End				
1988-1987	1" - 18 Threads, 4.12" Length, (Right Hand Threads, Greaseable Socket Reduces Corrosion/Wear)	Right Outer	ES2011R ‡	1 S818
	1" - 18 Threads, 52.25" Length, (Left Hand Threads, Powdered Metal Gusher Brg. For Better Lubrication)	Left Outer	DS893 ‡	1 S818
	7/8" - 18 Threads, 4.81" Length, (Can Replace Complete 7/8" Threads Design With 1" Threads Design, Right Hand Threads, Powdered Metal Gusher Brg. For Better Lubrication)	Right Outer	ES2234R ‡	1 S518
	7/8" - 18 Threads, 9.6" Length, (Can Replace Complete 7/8" Threads Design With 1" Threads Design, Left Hand Threads, Powdered Metal Gusher Brg. For Better Lubrication)	Left Outer	ES2233L ‡	1 S518
V2500 Suburban				
Drag Link Adjusting Sleeve				
1990-1989		Pitman Arm To Steering Arm	ES362S	1 S518, S818
Drag Link Assembly				
1990-1989	6.34" Length, (Greaseable Socket Reduces Corrosion/Wear)	At Pitman Arm	ES2027L ‡	1 S518, S818
	8.34" Length, (Greaseable Socket Reduces Corrosion/Wear)	At Steering Arm	ES2026R ‡	1 S518, S818
Tie Rod Adjusting Sleeve				
1990-1989	1" - 18 Threads, 5.5" Length, (Coated For Corrosion Resistance)	At Steering Arm, Right, Steering Arm To Steering Arm	ES2012S ‡	1 S818
Tie Rod End				
1990-1989	1" - 18 Threads, 4.12" Length, (Right Hand Threads, Greaseable Socket Reduces Corrosion/Wear)	Right Outer	ES2011R ‡	1 S818
	1" - 18 Threads, 52.25" Length, (Left Hand Threads, Powdered Metal Gusher Brg. For Better Lubrication)	Left Outer	DS893 ‡	1 S818
	7/8" - 18 Threads, 4.81" Length, (Can Replace Complete 7/8" Threads Design With 1" Threads Design, Right Hand Threads, Powdered Metal Gusher Brg. For Better Lubrication)	Right Outer	ES2234R ‡	1 S518
	7/8" - 18 Threads, 9.6" Length, (Can Replace Complete 7/8" Threads Design With 1" Threads Design, Left Hand Threads, Powdered Metal Gusher Brg. For Better Lubrication)	Left Outer	ES2233L ‡	1 S518

CHEVROLET TRUCK-20 Series - 3/4 Ton (Cont.)

REAR SUSPENSION



R309

Year	Model/Application	Part	P/C Qty	Figure
3400				
Leaf Spring Bolt				
1959-1955		K150305	6	R309
Leaf Spring Shackle Bushing				
1956-1955		Upper K201108	4	R309
3500				
Leaf Spring Bolt				
1959-1955		K150305	6	R309
Leaf Spring Shackle Bushing				
1956-1955		Upper K201108	4	R309
3600				
Leaf Spring Bolt				
1959-1957		Rear K150300	4	R309
1959-1956		Front K150302	2	R309
1956		Rear K150346	4	R309
1955	First Series	Front K150305	6	R309
	Second Series	Front K150302	2	R309
	Second Series	Rear K150346	4	R309
1954-1947		K150305	6	R309
Leaf Spring Bolt Kit				
1955	First Series	Front K150308	2	R309
1954-1947		Front K150308	2	R309
Leaf Spring Bushing				
1959-1956		Front K201001	2	R309
1955	First Series	Front K200995	2	R309
	Second Series	Front K201001	2	R309
1954-1947		Front K200995	2	R309
Leaf Spring Shackle Bushing				
1955	First Series	Upper K201108	4	R309
	First Series	Lower K200995	2	R309
1954-1947		Upper K201108	4	R309
		Lower K200995	2	R309
3700				
Leaf Spring Bolt				
1959-1948		K150305	6	R309
Leaf Spring Bolt Kit				
1955	First Series	K150308	4	R309
1954-1948		K150308	4	R309
Leaf Spring Bushing				
1955	First Series	Front K200995	2	R309
1954-1948		Front K200995	2	R309

(Cont.) 20 Series - 3/4 Ton-CHEVROLET TRUCK

REAR SUSPENSION (Cont.)

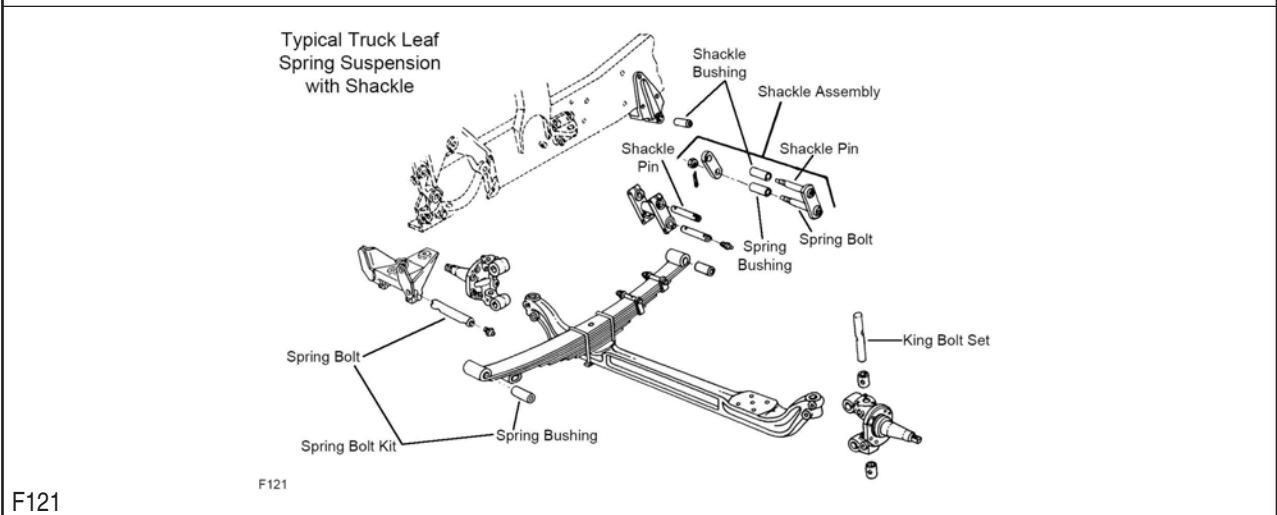
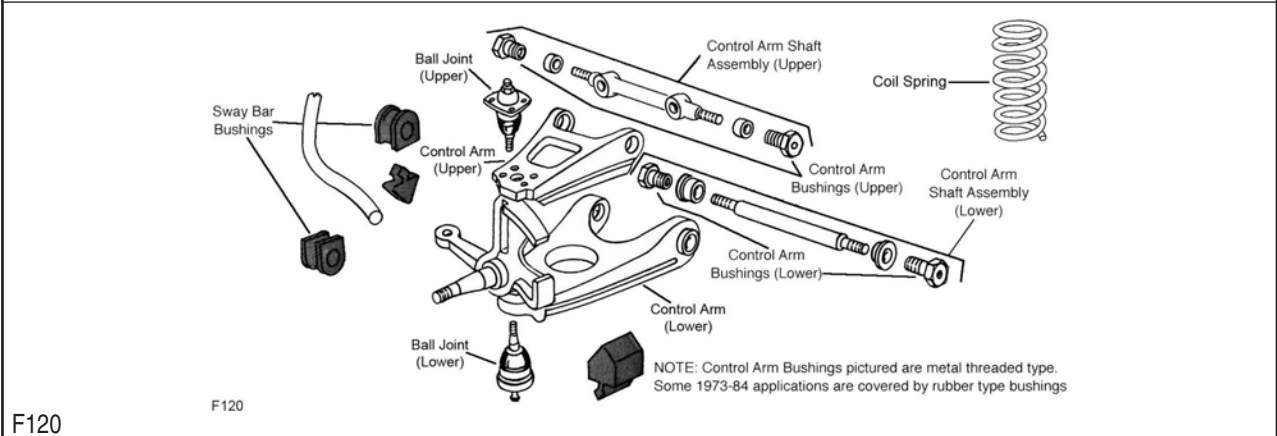
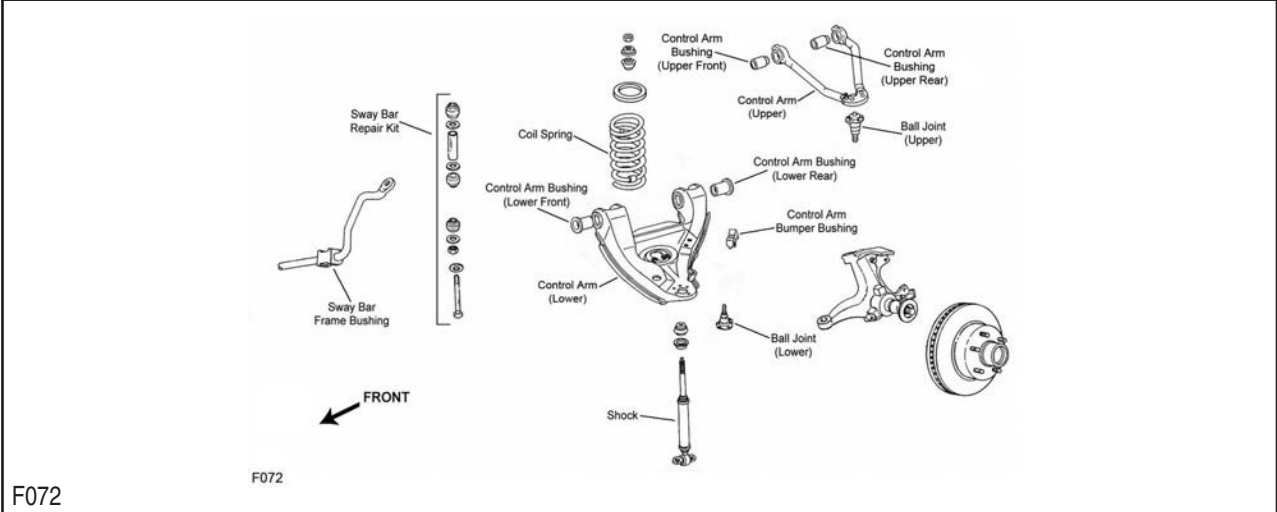
Year	Model/Application	Part	P/C Qty	Figure
3700				
Leaf Spring Shackle Bushing				
1956-1948		Upper	K201108	4 R309
1955	First Series	Lower	K200995	2 R309
1954-1948		Lower	K200995	2 R309
C20				
Leaf Spring Bushing				
1986-1979	.575" X 1.75" X 3.00"	Front	SB351	2 R309
1978-1973	RPO Code G50 Heavy Duty Springs, .575" X 1.75" X 3.00"	Front	SB351	2 R309
	Standard Suspension	Front	SB335	2 R309
1972-1971	Standard Suspension, .570" X 1.125" X 2.75"	Lower Rear	SB253	2 R309
1972-1969	RPO Code G50 Heavy Duty Springs, 127" Wheelbase	Front	SB319	2 R309
1966-1965	.570" X 1.125" X 2.75"	Lower Rear	SB253	2 R309
Leaf Spring Shackle Bushing				
1986-1973		To Spring	SB335	2 R309
1972-1971	Standard Suspension, .570" X 1.125" X 2.75"	Lower Rear	SB253	2 R309
1972-1969	1.25" Outside Diameter, 2.750" Length	Lower Rear	SB319	2 R309
1966-1965	.570" X 1.125" X 2.75"	Lower Rear	SB253	2 R309
C20 Suburban				
Leaf Spring Bushing				
1986-1973	.575" X 1.75" X 3.00"	Front	SB351	2 R309
Leaf Spring Shackle Bushing				
1986-1973		To Spring	SB335	2 R309
C2500				
Leaf Spring Bushing				
1990-1988	(Design Allows Ease Of Installation)	Front	K200897 ‡	1 R309
Leaf Spring Shackle				
1990-1989	(Contains Shackle, Nuts, Bolts & Bushing)	Rear	K150404	2 R309
Leaf Spring Shackle Bushing				
1990-1988	(Design Allows Ease Of Installation)	To Spring	K200897 ‡	1 R309
DR				
Leaf Spring Bolt Kit				
1946			K150308	4 R309
G20				
Leaf Spring Bushing				
1990-1971	.562" X 2.00" X 2.75"	Front	SB318	2 R309
Leaf Spring Shackle Bushing				
1990-1971		To Spring	SB319	2 R309
K20				
Leaf Spring Bolt				
1966-1960		Fixed End	K150305	2 R309
Leaf Spring Bushing				
1986-1979	.575" X 1.75" X 3.00"	Front	SB351	2 R309
1978-1973		Front	SB335	2 R309
1972-1967		Front	K200954	4 R309
Leaf Spring Shackle Bushing				
1986-1973		To Spring	SB335	2 R309
1966-1964		Upper	K201108	4 R309
K20 Suburban				
Leaf Spring Bushing				
1986-1979	.575" X 1.75" X 3.00"	Front	SB351	2 R309
1978-1973		Front	SB335	2 R309
1972-1971		Front	K200954	4 R309
Leaf Spring Shackle Bushing				
1986-1973		To Spring	SB335	2 R309

CHEVROLET TRUCK-20 Series - 3/4 Ton (Cont.)

REAR SUSPENSION (Cont.)

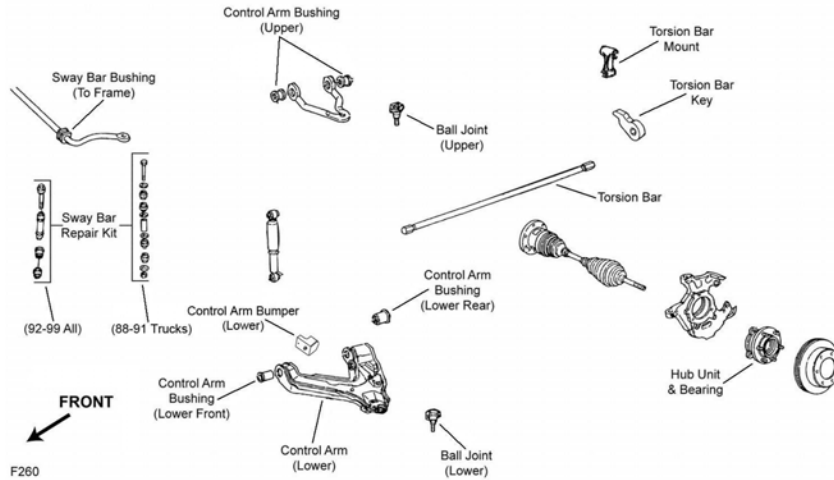
Year	Model/Application	Part	P/C Qty	Figure
K2500				
Leaf Spring Bushing				
1990-1988	(Design Allows Ease Of Installation)	Front	K200897 ‡	1 R309
Leaf Spring Shackle				
1990-1988	(Contains Shackle, Nuts, Bolts & Bushing)	Rear	K150404	2 R309
Leaf Spring Shackle Bushing				
1990-1988	(Design Allows Ease Of Installation)	To Spring	K200897 ‡	1 R309
P20				
Leaf Spring Bolt				
1967-1965		Fixed End	K150305	2 R309
Leaf Spring Bushing				
1989-1973	.575" X 1.75" X 3.00"	Front	SB351	2 R309
Leaf Spring Shackle				
1967-1964	Double Duty		K150240	4 R309
Leaf Spring Shackle Bushing				
1989-1973		To Spring	SB335	2 R309
1967-1960		Upper	K201108	4 R309
R20				
Leaf Spring Bushing				
1988-1987	.575" X 1.75" X 3.00"	Front	SB351	2 R309
Leaf Spring Shackle Bushing				
1988-1987		To Spring	SB335	2 R309
R20 Suburban				
Leaf Spring Bushing				
1988-1987	.575" X 1.75" X 3.00"	Front	SB351	2 R309
Leaf Spring Shackle Bushing				
1988-1987		To Spring	SB335	2 R309
R2500				
Leaf Spring Bushing				
1989	.575" X 1.75" X 3.00"	Front	SB351	2 R309
Leaf Spring Shackle Bushing				
1989		Rear	SB335	2 R309
R2500 Suburban				
Leaf Spring Bushing				
1990-1989	.575" X 1.75" X 3.00"	Front	SB351	2 R309
Leaf Spring Shackle Bushing				
1990-1989		To Spring	SB335	2 R309
V20				
Leaf Spring Bushing				
1987	.575" X 1.75" X 3.00"	Front	SB351	2 R309
Leaf Spring Shackle Bushing				
1987		To Spring	SB335	2 R309
V20 Suburban				
Leaf Spring Bushing				
1988-1987	.575" X 1.75" X 3.00"	Front	SB351	2 R309
Leaf Spring Shackle Bushing				
1988-1987		To Spring	SB335	2 R309
V2500 Suburban				
Leaf Spring Bushing				
1990-1989	.575" X 1.75" X 3.00"	Front	SB351	2 R309
Leaf Spring Shackle Bushing				
1990-1989		To Spring	SB335	2 R309

FRONT SUSPENSION

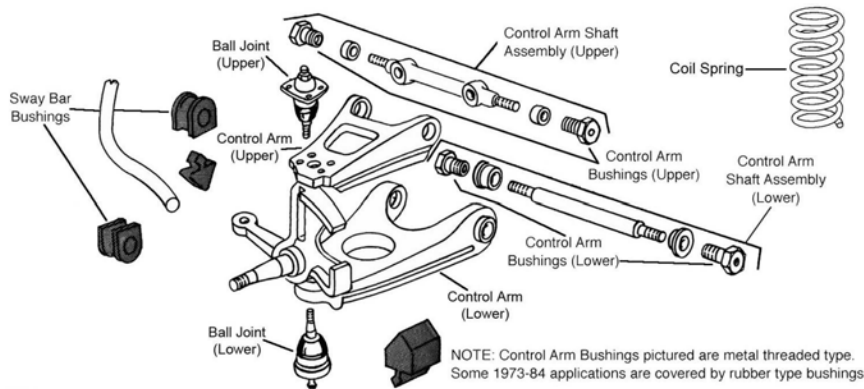


CHEVROLET TRUCK-30 Series - 1 Ton (Cont.)

FRONT SUSPENSION (Cont.)



F260



F487

Year	Model/Application	Part	P/C Qty	Figure	
3800					
King Bolt Set					
1959-1956	Conventional Chassis, Except School Bus, .921" Pin Diameter, 5.64" Length, (Contains Metal Bushing, One Keyway)	8445B	1	F121	
1958-1957	Two Wheel Drive (4x2), .8660" X 5.312", (Contains Metal Bushing)	8457B	1	F121	
1955	Conventional Chassis, First Series, Lock Pin 2.96" Length, .922" Pin Diameter, 5.64" Length, (Contains Metal Bushing, One Keyway)	8428B	1	F121	
	Conventional Chassis, Second Series, Short Lock Pin 2-3/8", .921" Pin Diameter, 5.64" Length, (Contains Metal Bushing, One Keyway)	8445B	1	F121	
1955-1947	.8660" X 5.312", (Contains Metal Bushing)	8294B	1	F121	
1954-1953	Conventional Chassis, Lock Pin 2.96" Length, .922" Pin Diameter, 5.64" Length, (Contains Metal Bushing, One Keyway)	8428B	1	F121	
Leaf Spring Bolt					
1959-1956		Front	K150300	2	F121
1955	First Series Second Series	Front	K150346	2	F121
		Front	K150300	2	F121
1954-1947		Front	K150346	2	F121
Leaf Spring Bushing					
1959-1947		Rear	K201001	2	F121
Leaf Spring Shackle					
1959-1947	(Center Bolt Not Required)		K150240	2	F121
3900					
King Bolt Set					
1955-1948	Except 102" Wheelbase, Forward Control, 1.109" X 6.343", (Contains Washer Bearing And Metal Bushing, One Keyway)	8343B	1	F121	
1954-1948	.8660" X 5.312", (Contains Metal Bushing)	8294B	1	F121	
Leaf Spring Bolt					
1955	First Series First Series	Front	K150346	2	F121
		Rear	K150346	2	F121

CHEVROLET TRUCK-30 Series - 1 Ton (Cont.)

FRONT SUSPENSION (Cont.)

Year	Model/Application	Part	P/C Qty	Figure
C30				
Sway Bar Bushing				
1986-1968 (Cont.)	1-1/8" Sway Bar Diameter, (Bracket Not Included, OEM Type, Standard Design)	To Frame	K6408	1 F487
	1-3/16" Sway Bar Diameter, (Improved Design Bushing With Premium Rubber Material And Synthetic Fabric Lining Lasts Longer And Eliminates Noise)	To Arm	K201175 ‡	1 F487
	1-3/16" Sway Bar Diameter, (Standard Design)	To Arm	K6437	1 F487
	1-3/16" Sway Bar Diameter, (Improved Design Bushing With Premium Rubber Material And Synthetic Fabric Lining Lasts Longer And Eliminates Noise)	To Frame	K201175 ‡	1 F487
	1-3/16" Sway Bar Diameter, (Standard Design)	To Frame	K6437	1 F487
1967-1965		To Arm	K8204	1 F487
		To Frame	K8204	1 F487
1964	(Standard Design)	To Frame	K5227	1 F487
C3500				
Ball Joint				
1990-1989	(Powdered Metal Gusher Brg. For Better Lubrication)	Upper	K6344 ‡	2 F072
1990-1988	Independent Front Suspension, (Powdered Metal Gusher Brg. For Better Lubrication)	Lower	K6293 ‡	2 F072
1988	Independent Front Suspension, (Full Ball Stud Provides 360 Degrees Of Smooth Rotation)	Upper	K6452 ‡	2 F072
Control Arm Bushing Set				
1990	Independent Front Suspension, (Contains Front And Rear Bushings, Standard Design)	Upper	K6395	2 F072
	Independent Front Suspension, (High Quality Elastomer For Durability And Performance, Contains Front And Rear Bushings)	Upper	K6417 ‡	1 F072
1990-1988	Independent Front Suspension, (Contains Front And Rear Bushings)	Lower	K6327	2 F072
1989	Independent Front Suspension, 43mm Outside Diameter, (Contains Front And Rear Bushings, Standard Design)	Upper	K6395	2 F072
	Independent Front Suspension, 43mm Outside Diameter, (High Quality Elastomer For Durability And Performance, Contains Front And Rear Bushings)	Upper	K6417 ‡	1 F072
1989-1988	Independent Front Suspension, 41mm Outside Diameter, (Contains Front And Rear Bushings)	Upper	K6416 ‡	1 F072
	Independent Front Suspension, 41mm Outside Diameter, (Contains Front And Rear Bushings, Standard Design)	Upper	K6325	2 F072
Control Arm with Ball Joint				
1990-1989	(R-Series)	Left Upper	RK621233	1 F072
	(R-Series)	Right Upper	RK621234	1 F072
1990-1988	(Contains Bushings)	Left Lower	CK620299 ‡	1 F072
	(R-Series)	Left Lower	RK620299	1 F072
	(Contains Bushings)	Right Lower	CK620298 ‡	1 F072
	(R-Series)	Right Lower	RK620298	1 F072
Sway Bar Bushing				
1990-1988	1-1/4" Sway Bar Diameter, (Improved Design Bushing With Premium Rubber Material And Synthetic Fabric Lining Lasts Longer And Eliminates Noise)	To Frame	K201176 ‡	1 F072
	1-1/4" Sway Bar Diameter, (Standard Design)	To Frame	K6476	1 F072
	1-5/16" Sway Bar Diameter, (Improved Design Bushing With Premium Rubber Material And Synthetic Fabric Lining Lasts Longer And Eliminates Noise)	To Frame	K201177 ‡	1 F072
	1-5/16" Sway Bar Diameter, (Standard Design)	To Frame	K6439	1 F072
Sway Bar Link				
1990-1988	I-Beam Front Axle, (Link And Bushing Kit, Powdered Metal Gusher Brg. For Better Lubrication)		K6628 ‡	2
Sway Bar Repair Kit				
1990-1988	(Includes Polyurethane Bushings And Solid Metal Sleeve For Enhanced Performance. Barrel Nut Allows For Easier Installation.)		K700532 ‡	2 F072
	I-Beam Front Axle, (Contains Bushings Only)		K6631	2
	Independent Front Suspension, (Heavy Duty Design)		K6630 ‡	2 F072
	Independent Front Suspension, (Standard Design)		K5252	2 F072
G30				
Ball Joint				
1990-1973	(Powdered Metal Gusher Brg. For Better Lubrication)	Upper	K6122 ‡	2 F120
	(Powdered Metal Gusher Brg. For Better Lubrication)	Lower	K6129T ‡	2 F120
1972-1971	Front Disc, (Powdered Metal Gusher Brg. For Better Lubrication)	Upper	K6122 ‡	2 F120
	Front Disc, (Powdered Metal Gusher Brg. For Better Lubrication)	Lower	K6129T ‡	2 F120
	Front Drum, (Powdered Metal Gusher Brg. For Better Lubrication)	Upper	K680 ‡	2 F120
1971	Front Drum, (Powdered Metal Gusher Brg. For Better Lubrication)	Lower	K6025 ‡	2 F120
Control Arm Bumper Bushing				
1978-1975	(Press In Type)	Lower	K6607	2 F120
Control Arm Shaft Assembly				
1990-1973	(Standard Design)	Upper	K6135	2 F120
	(Greaseable Socket Reduces Corrosion/Wear)	Lower	K6147 ‡	2 F120
1972-1971	Front Disc, (Standard Design)	Upper	K6135	2 F120

(Cont.) 30 Series - 1 Ton-CHEVROLET TRUCK

FRONT SUSPENSION (Cont.)				
Year	Model/Application	Part	P/C Qty	Figure
G30				
Control Arm Shaft Assembly				
1972-1971 (Cont.)	Front Disc, (Greaseable Socket Reduces Corrosion/Wear)	Lower	K6147 ‡	2 F120
Control Arm with Ball Joint				
1990-1984	Non ABS, Except F42 Heavy Duty Suspension, (Contains Bumper, R-Series)	Left Upper	RK622888	1 F120
	Non ABS, Except F42 Heavy Duty Suspension, (Contains Bumper, R-Series)	Right Upper	RK622887	1 F120
	Non ABS, Except F42 Heavy Duty Suspension, (Heavy Duty Design, Contains Bushings, Powdered Metal Gusher Brg. For Better Lubrication)	Right Upper	CK620035 ‡	1 F120
1990-1982	(Heavy Duty Design, Contains Bushing, Powdered Metal Gusher Brg. For Better Lubrication)	Left Lower	CK620036 ‡	1 F120
	(R-Series)	Left Lower	RK620036	1 F120
	(Heavy Duty Design, Contains Bushing, Powdered Metal Gusher Brg. For Better Lubrication)	Right Lower	CK620037 ‡	1 F120
	(R-Series)	Right Lower	RK620037	1 F120
1983-1973	Non ABS, (Contains Bumper, R-Series)	Left Upper	RK622888	1 F120
	Non ABS, (Contains Bumper, R-Series)	Right Upper	RK622887	1 F120
	Non ABS, (Heavy Duty Design, Contains Bushings, Powdered Metal Gusher Brg. For Better Lubrication)	Right Upper	CK620035 ‡	1 F120
Sway Bar Bushing				
1990-1971	(Heavy Duty, Contains Thermoplastic Bushings And Universal Mounting Bracket) (Original Equipment Type)	To Arm	K6167	1 F120
		To Frame	K6461 ‡	1 F120
		To Frame	K6169	1 F120
K30				
Ball Joint Bushing Extractor and Installer				
1986-1977	Four Wheel Drive (4X4)		T40207	1
Camber Kingpin				
1986-1977	Four Wheel Drive (4X4), Dana 60 Axle, 1-1/2 Degree Maximum Positive Camber, (Eccentric Bushing, Adjustable Camber Kingpin)		K992 ‡	2
King Bolt Repair Kit				
1986-1977	Dana 60 Axle, (Contains Bushing, Gasket And Oil Seal, Use With Eccentric Camber Adjusting King Pin) Dana 60 Axle, (Contains Bearings, Race, Seals, And Caps)	Upper	K6652 ‡	2
		Lower	K8832 ‡	1
Leaf Spring Bushing				
1986-1977		Front	SB320	2
Leaf Spring Shackle Bushing				
1986-1977			K200911	2
Sway Bar Bushing				
1986-1981	1-1/16" Sway Bar Diameter, (Contains Thermoplastic Bushings And Universal Mounting Bracket)	To Frame	K7302 ‡	1
1986-1977	1-1/4" Sway Bar Diameter, (Eye Bushing)		K6655	1
1984-1979	1-1/4" Sway Bar Diameter, (Includes Universal Mounting Bracket)	To Frame	K7326 ‡	1
1980-1977	1-1/16" Sway Bar Diameter	To Frame	K6169	1
1974-1973	1" To 1-1/16" Sway Bar Diameter 1-1/4" Sway Bar Diameter	To Arm	K6655	1
		To Frame	K7302 ‡	1
		To Frame	K7326	1
K3500				
Ball Joint				
1990-1989	(Powdered Metal Gusher Brg. For Better Lubrication)	Upper	K6344 ‡	2 F260
1990-1988	(Bolt On Type, Powdered Metal Gusher Brg. For Better Lubrication)	Lower	K6291 ‡	2 F260
1988	(Full Ball Stud Provides 360 Degrees Of Smooth Rotation)	Upper	K6294 ‡	2 F260
Control Arm Bushing Set				
1990	(Contains Front And Rear Bushings, Standard Design) (High Quality Elastomer For Durability And Performance, Contains Front And Rear Bushings)	Upper	K6395	2 F260
		Upper	K6417 ‡	1 F260
1990-1988	Stamped Steel Arm, (Contains Front And Rear Bushings)	Lower	K6329	2 F260
1989	43mm Outside Diameter, (Contains Front And Rear Bushings, Standard Design) 43mm Outside Diameter, (High Quality Elastomer For Durability And Performance, Contains Front And Rear Bushings)	Upper	K6395	2 F260
		Upper	K6417 ‡	1 F260
1989-1988	41mm Outside Diameter, (Contains Front And Rear Bushings) 41mm Outside Diameter, (Contains Front And Rear Bushings, Standard Design)	Upper	K6415 ‡	1 F260
		Upper	K6323	2 F260
Control Arm with Ball Joint				
1990-1989	(R-Series) (R-Series)	Left Upper	RK620630	1 F260
		Right Upper	RK620629	1 F260

CHEVROLET TRUCK-30 Series - 1 Ton (Cont.)

FRONT SUSPENSION (Cont.)

Year	Model/Application	Part	P/C Qty	Figure	
K3500					
Sway Bar Bushing					
1990-1988	1-1/16" Sway Bar Diameter 1-1/4" Sway Bar Diameter, (Split Design For Easier Installation) 1-1/8" Sway Bar Diameter 1-3/16" Sway Bar Diameter	To Frame To Frame To Frame To Frame	K5288 K6455 ‡ K6453 K5248	1 1 1 1	F260 F260 F260 F260
Sway Bar Repair Kit					
1990-1988	(Heavy Duty Design) (Includes Polyurethane Bushings And Solid Metal Sleeve For Enhanced Performance. Barrel Nut Allows For Easier Installation.)		K80631 ‡ K700539 ‡	2 2	F260 F260
Wheel Hub & Bearing Assembly					
1990-1988	Dual Rear Wheels Single Rear Wheels		515037 515018	2 2	
P30					
Ball Joint					
1990-1985	Motor Home Chassis, Stripped-Chassis, Rear Disc, Independent Front Suspension, Motor Home, (Powdered Metal Gusher Brg. For Better Lubrication) Step Van, Rear Disc, Independent Front Suspension, (Powdered Metal Gusher Brg. For Better Lubrication)	Lower Lower	K6511 ‡ K6175T ‡	2 2	F487 F487
1990-1977	Front Disc, Rear Disc, (Powdered Metal Gusher Brg. For Better Lubrication) Front Disc, Rear Drum, (Powdered Metal Gusher Brg. For Better Lubrication) Front Disc, Rear Drum, (Powdered Metal Gusher Brg. For Better Lubrication)	Upper Upper Lower	K6174 ‡ K6122 ‡ K6129T ‡	2 2 2	F487 F487 F487
1984-1977	Motor Home Chassis, Stripped-Chassis, Rear Disc, Motor Home, (Powdered Metal Gusher Brg. For Better Lubrication) Step Van, Rear Disc, (Powdered Metal Gusher Brg. For Better Lubrication)	Lower Lower	K6511 ‡ K6175T ‡	2 2	F487 F487
1976-1975	Step Van, 11000 Lb Rear Axle, (Powdered Metal Gusher Brg. For Better Lubrication)	Lower	K6175T ‡	2	F487
1976-1973	11000 Lb Rear Axle, (Powdered Metal Gusher Brg. For Better Lubrication) Except 11000 Lb Rear Axle, (Powdered Metal Gusher Brg. For Better Lubrication) Except 14000 Lb Axle, Motor Home, (Powdered Metal Gusher Brg. For Better Lubrication) Panel Van, Forward Control Chassis, Except 11000 Lb Axle, (Powdered Metal Gusher Brg. For Better Lubrication) Motor Home Chassis, Stripped-Chassis, 14000 Lb GVW, Motor Home, (Powdered Metal Gusher Brg. For Better Lubrication)	Upper Upper Lower Lower Lower	K6174 ‡ K6122 ‡ K6129T ‡ K6129T ‡ K6511 ‡	2 2 2 2 2	F487 F487 F487 F487 F487
1974-1973	11000 Lb Rear Axle, (Powdered Metal Gusher Brg. For Better Lubrication)	Lower	K6175T ‡	2	F487
1972-1971	(Powdered Metal Gusher Brg. For Better Lubrication) (Powdered Metal Gusher Brg. For Better Lubrication)	Upper Lower	K6122 ‡ K6129T ‡	2 2	F487 F487
1970-1968	(Powdered Metal Gusher Brg. For Better Lubrication) (Powdered Metal Gusher Brg. For Better Lubrication)	Upper Lower	K680 ‡ K6025 ‡	2 2	F487 F487
Control Arm					
1990-1973	Rear Drum, Heavy Duty, Independent Front Suspension, (Ball Joint And Bushings Not Included) Rear Drum, Independent Front Suspension, Standard Duty, (Ball Joint And Bushings Not Included) Rear Drum, Independent Front Suspension, Standard Duty, (Ball Joint And Bushings Not Included)	Left Lower Left Lower Right Lower	CK6554 ‡ CK6553 ‡ CK6555 ‡	1 1 1	F487 F487 F487
Control Arm Bumper Bushing					
1984-1973	Independent Front Suspension, (Press In Type)	Lower	K6607	2	F487
Control Arm Shaft Assembly					
1990-1968	Independent Front Suspension, (Standard Design) Independent Front Suspension, (Greaseable Socket Reduces Corrosion/Wear)	Upper Lower	K6135 K6147 ‡	2 2	F487 F487
Control Arm with Ball Joint					
1990-1985	Rear Drum, Independent Front Suspension, (Smooth Control Arm Shaft, Heavy Duty Design, Contains Bushing, Powdered Metal Gusher Brg. For Better Lubrication) Rear Drum, Independent Front Suspension, (Smooth Control Arm Shaft, R-Series) Rear Drum, Independent Front Suspension, (Smooth Control Arm Shaft, Heavy Duty Design, Contains Bushing, Powdered Metal Gusher Brg. For Better Lubrication) Rear Drum, Independent Front Suspension, (Smooth Control Arm Shaft, R-Series) Step Van, Non ABS, Except I-beam Front Axle, (Contains Bumper, R-Series) Step Van, Non ABS, Except I-beam Front Axle, (Contains Bumper, R-Series) Step Van, Non ABS, Except I-beam Front Axle, (Heavy Duty Design, Contains Bushings, Powdered Metal Gusher Brg. For Better Lubrication)	Left Lower Left Lower Right Lower Right Lower Left Upper Right Upper Right Upper	CK620036 ‡ RK620036 CK620037 ‡ RK620037 RK622888 RK622887 CK620035 ‡	1 1 1 1 1 1 1	F487 F487 F487 F487 F487 F487 F487
1990-1977	Rear Drum, (Bolt On Control Arm Shaft, R-Series) Rear Drum, Independent Front Suspension, (R-Series, Bolt On Control Arm Shaft)	Left Lower Right Lower	RK621076 RK621077	1 1	F487 F487
1984-1977	Rear Drum, (Smooth Control Arm Shaft, Heavy Duty Design, Contains Bushing, Powdered Metal Gusher Brg. For Better Lubrication) Rear Drum, (Smooth Control Arm Shaft, R-Series) Rear Drum, (Smooth Control Arm Shaft, Heavy Duty Design, Contains Bushing, Powdered Metal Gusher Brg. For Better Lubrication) Rear Drum, (Smooth Control Arm Shaft, R-Series)	Left Lower Left Lower Right Lower Right Lower	CK620036 ‡ RK620036 CK620037 ‡ RK620037	1 1 1 1	F487 F487 F487 F487

(Cont.) 30 Series - 1 Ton-CHEVROLET TRUCK

FRONT SUSPENSION (Cont.)						
Year	Model/Application	Part	P/C Qty	Figure		
P30						
Control Arm with Ball Joint						
1984-1973	Step Van, Non ABS, Except 11000 Lb Rear Axle, (Contains Bumper, R-Series)	Left Upper	RK622888	1	F487	
	Step Van, Non ABS, Except 11000 Lb Rear Axle, (Contains Bumper, R-Series)	Right Upper	RK622887	1	F487	
	Step Van, Non ABS, Except 11000 Lb Rear Axle, (Heavy Duty Design, Contains Bushings, Powdered Metal Gusher Brg. For Better Lubrication)	Right Upper	CK620035 ‡	1	F487	
1982-1973	Motor Home Chassis, Non ABS, Except 14000 Lb GVW, (Contains Bumper, R-Series)	Left Upper	RK622888	1	F487	
	Motor Home Chassis, Non ABS, Except 14000 Lb GVW, (Contains Bumper, R-Series)	Right Upper	RK622887	1	F487	
	Motor Home Chassis, Non ABS, Except 14000 Lb GVW, (Heavy Duty Design, Contains Bushings, Powdered Metal Gusher Brg. For Better Lubrication)	Right Upper	CK620035 ‡	1	F487	
1976-1975	Step Van, 11000 Lb Rear Axle, (Smooth Control Arm Shaft, Heavy Duty Design, Contains Bushing, Powdered Metal Gusher Brg. For Better Lubrication)	Left Lower	CK620036 ‡	1	F487	
	Step Van, 11000 Lb Rear Axle, (Smooth Control Arm Shaft, R-Series)	Left Lower	RK620036	1	F487	
	Step Van, Except 11000 Lb Rear Axle, (Smooth Control Arm Shaft, Heavy Duty Design, Contains Bushing, Powdered Metal Gusher Brg. For Better Lubrication)	Right Lower	CK620037 ‡	1	F487	
	Step Van, Except 11000 Lb Rear Axle, (Smooth Control Arm Shaft, R-Series)	Right Lower	RK620037	1	F487	
1974-1973	(Bolt On Control Arm Shaft, R-Series)	Left Lower	RK621076	1	F487	
	11000 Lb Rear Axle, (Smooth Control Arm Shaft, Heavy Duty Design, Contains Bushing, Powdered Metal Gusher Brg. For Better Lubrication)	Left Lower	CK620036 ‡	1	F487	
	11000 Lb Rear Axle, (Smooth Control Arm Shaft, R-Series)	Left Lower	RK620036	1	F487	
	11000 Lb Rear Axle, (R-Series, Bolt On Control Arm Shaft)	Right Lower	RK621077	1	F487	
	Except 11000 Lb Rear Axle, (Smooth Control Arm Shaft, Heavy Duty Design, Contains Bushing, Powdered Metal Gusher Brg. For Better Lubrication)	Right Lower	CK620037 ‡	1	F487	
	Except 11000 Lb Rear Axle, (Smooth Control Arm Shaft, R-Series)	Right Lower	RK620037	1	F487	
King Bolt Set						
1990-1985	5000 Lb I-Beam Front Axle, 1.1792" X 6.360", (Contains Composite Bushing)		8627C	1	F121	
	5000 Lb I-Beam Front Axle, 1.1792" X 6.360", (Contains Metal Bushing)		8627B	1	F121	
1970-1963	4000 Or 5000 Lb Front Axle, 1.109" X 6.344", (Contains Nylon Bushing, Thrust Bearing Design, One Keyway)		8492N	1	F121	
	4000 Or 5000 Lb Front Axle, 1.109" X 6.344", (Metal Bushing, Thrust Bearing Design, One Keyway)		8492B	1	F121	
	4000 Or 5000 Lb Front Axle, 1.109" X 6.344", (Metal Bushing, Thrust Washer Design, One Keyway)		8484T	1	F121	
1966	4000 Lb Axle, Dual Rear Wheels, .921" Pin Diameter, 5.64" Length, (Contains Metal Bushing, One Keyway)		8445B	1	F121	
1962-1960	4000 Lb Axle, 1.109" X 6.344", (Contains Nylon Bushing, Thrust Bearing Design, One Keyway)		8492N	1	F121	
	4000 Lb Axle, 1.109" X 6.344", (Metal Bushing, Thrust Bearing Design, One Keyway)		8492B	1	F121	
	4000 Lb Axle, 1.109" X 6.344", (Metal Bushing, Thrust Washer Design, One Keyway)		8484T	1	F121	
Leaf Spring Shackle Bushing						
1990-1985	5000 Lb I-Beam Front Axle	Lower	SB335	2	F121	
Sway Bar Bushing						
1990-1985	5000 Lb I-Beam Front Axle	To Frame	K6482	1		
1990-1968	1-1/16" Sway Bar Diameter, Independent Front Suspension	To Arm	K6169	1	F487	
	1-1/16" Sway Bar Diameter, Independent Front Suspension	To Frame	K6169	1	F487	
	1-1/4" Sway Bar Diameter, Independent Front Suspension, Original Equipment Design, (Improved Design Bushing With Premium Rubber Material And Synthetic Fabric Lining Lasts Longer And Eliminates Noise)	To Arm	K201176 ‡	1	F487	
	1-1/4" Sway Bar Diameter, Independent Front Suspension, Original Equipment Design, (Standard Design)	To Arm	K6476	1	F487	
	1-1/4" Sway Bar Diameter, Independent Front Suspension, Original Equipment Design, (Improved Design Bushing With Premium Rubber Material And Synthetic Fabric Lining Lasts Longer And Eliminates Noise)	To Frame	K201176 ‡	1	F487	
	1-1/4" Sway Bar Diameter, Independent Front Suspension, Original Equipment Design, (Standard Design)	To Frame	K6476	1	F487	
	1-1/8" Sway Bar Diameter, Independent Front Suspension, (Improved Design Bushing With Premium Rubber Material And Synthetic Fabric Lining Lasts Longer And Eliminates Noise)	To Arm	K201174 ‡	1	F487	
	1-1/8" Sway Bar Diameter, Independent Front Suspension, (Standard Design)	To Arm	K6408	1	F487	
	1-1/8" Sway Bar Diameter, Independent Front Suspension, (Improved Design Bushing With Premium Rubber Material And Synthetic Fabric Lining Lasts Longer And Eliminates Noise)	To Frame	K201174 ‡	1	F487	
	1-1/8" Sway Bar Diameter, Independent Front Suspension, (Standard Design)	To Frame	K6408	1	F487	
	1-3/16" Sway Bar Diameter, Independent Front Suspension, (Improved Design Bushing With Premium Rubber Material And Synthetic Fabric Lining Lasts Longer And Eliminates Noise)	To Arm	K201175 ‡	1	F487	
	1-3/16" Sway Bar Diameter, Independent Front Suspension, (Standard Design)	To Arm	K6437	1	F487	
	1-3/16" Sway Bar Diameter, Independent Front Suspension, (Improved Design Bushing With Premium Rubber Material And Synthetic Fabric Lining Lasts Longer And Eliminates Noise)	To Frame	K201175 ‡	1	F487	
	1-3/16" Sway Bar Diameter, Independent Front Suspension, (Standard Design)	To Frame	K6437	1	F487	
	1-5/16" Sway Bar Diameter, Independent Front Suspension, (Improved Design Bushing With Premium Rubber Material And Synthetic Fabric Lining Lasts Longer And Eliminates Noise)	To Arm	K201177 ‡	1	F487	
	1-5/16" Sway Bar Diameter, Independent Front Suspension, (Standard Design)	To Arm	K6439	1	F487	
	1-5/16" Sway Bar Diameter, Independent Front Suspension, (Improved Design Bushing With Premium Rubber Material And Synthetic Fabric Lining Lasts Longer And Eliminates Noise)	To Frame	K201177 ‡	1	F487	
	1-5/16" Sway Bar Diameter, Independent Front Suspension, (Standard Design)	To Frame	K6439	1	F487	
	1967-1961	15/16" Sway Bar Diameter	To Frame	K5241	1	F487
	Sway Bar Link					
1990-1985	I-Beam Front Axle, (Link And Bushing Kit, Powdered Metal Gusher Brg. For Better Lubrication)		K6628 ‡	2		

CHEVROLET TRUCK-30 Series - 1 Ton (Cont.)

FRONT SUSPENSION (Cont.)

Year	Model/Application	Part	P/C Qty	Figure
P30				
Sway Bar Repair Kit				
1990-1985	I-Beam Front Axle, (Contains Bushings Only)	K6631	2	
PE30 MHC				
Ball Joint				
1973	Motor Home Chassis, 14000 Lb GVW, (Powdered Metal Gusher Brg. For Better Lubrication)	Upper K6174 ‡	2	F120
1972-1971	(Powdered Metal Gusher Brg. For Better Lubrication) (Powdered Metal Gusher Brg. For Better Lubrication)	Upper K6122 ‡	2	F120
		Lower K6129T ‡	2	F120
1970-1968	(Powdered Metal Gusher Brg. For Better Lubrication)	Upper K680 ‡	2	F120
Control Arm Shaft Assembly				
1982-1968	Independent Front Suspension, (Standard Design) Independent Front Suspension, (Greaseable Socket Reduces Corrosion/Wear)	Upper K6135	2	F120
		Lower K6147 ‡	2	F120
Control Arm with Ball Joint				
1982-1973	Non ABS, (Contains Bumper, R-Series)	Left Upper RK622888	1	F120
King Bolt Set				
1970-1966	4000 Lb Axle, 1.109" X 6.344", (Contains Nylon Bushing, Thrust Bearing Design, One Keyway) 4000 Lb Axle, 1.109" X 6.344", (Metal Bushing, Thrust Bearing Design, One Keyway) 4000 Lb Axle, 1.109" X 6.344", (Metal Bushing, Thrust Washer Design, One Keyway)	8492N	1	F121
		8492B	1	F121
		8484T	1	F121
Sway Bar Bushing				
1982-1968	1-1/4" Sway Bar Diameter, Independent Front Suspension, Original Equipment Design, (Improved Design Bushing With Premium Rubber Material And Synthetic Fabric Lining Lasts Longer And Eliminates Noise) 1-1/4" Sway Bar Diameter, Independent Front Suspension, Original Equipment Design, (Standard Design) 1-1/4" Sway Bar Diameter, Independent Front Suspension, Original Equipment Design, (Improved Design Bushing With Premium Rubber Material And Synthetic Fabric Lining Lasts Longer And Eliminates Noise) 1-1/4" Sway Bar Diameter, Independent Front Suspension, Original Equipment Design, (Standard Design) 1-1/8" Sway Bar Diameter, Independent Front Suspension, (Improved Design Bushing With Premium Rubber Material And Synthetic Fabric Lining Lasts Longer And Eliminates Noise) 1-1/8" Sway Bar Diameter, Independent Front Suspension, (Standard Design) 1-1/8" Sway Bar Diameter, Independent Front Suspension, (Improved Design Bushing With Premium Rubber Material And Synthetic Fabric Lining Lasts Longer And Eliminates Noise) 1-1/8" Sway Bar Diameter, Independent Front Suspension, (Standard Design) 1-3/16" Sway Bar Diameter, Independent Front Suspension, (Improved Design Bushing With Premium Rubber Material And Synthetic Fabric Lining Lasts Longer And Eliminates Noise) 1-3/16" Sway Bar Diameter, Independent Front Suspension, (Standard Design) 1-3/16" Sway Bar Diameter, Independent Front Suspension, (Improved Design Bushing With Premium Rubber Material And Synthetic Fabric Lining Lasts Longer And Eliminates Noise) 1-3/16" Sway Bar Diameter, Independent Front Suspension, (Standard Design) 1-5/16" Sway Bar Diameter, Independent Front Suspension, (Improved Design Bushing With Premium Rubber Material And Synthetic Fabric Lining Lasts Longer And Eliminates Noise) 1-5/16" Sway Bar Diameter, Independent Front Suspension, (Standard Design) 1-5/16" Sway Bar Diameter, Independent Front Suspension, (Improved Design Bushing With Premium Rubber Material And Synthetic Fabric Lining Lasts Longer And Eliminates Noise) 1-5/16" Sway Bar Diameter, Independent Front Suspension, (Standard Design)	To Arm K201176 ‡	1	F120
		To Arm K6476	1	F120
		To Frame K201176 ‡	1	F120
		To Frame K6476	1	F120
		To Arm K201174 ‡	1	F120
		To Arm K6408	1	F120
		To Frame K201174 ‡	1	F120
		To Frame K6408	1	F120
		To Arm K201175 ‡	1	F120
		To Arm K6437	1	F120
		To Frame K201175 ‡	1	F120
		To Frame K6437	1	F120
		To Arm K201177 ‡	1	F120
		To Arm K6439	1	F120
		To Frame K201177 ‡	1	F120
		To Frame K6439	1	F120
		R30		
Ball Joint				
1988-1987	(Powdered Metal Gusher Brg. For Better Lubrication) (Powdered Metal Gusher Brg. For Better Lubrication)	Upper K6122 ‡	2	F120
		Lower K6129T ‡	2	F120
Control Arm				
1988-1987	Heavy Duty, (Ball Joint And Bushings Not Included) Standard Duty, (Ball Joint And Bushings Not Included) Standard Duty, (Ball Joint And Bushings Not Included)	Left Lower CK6554 ‡	1	F120
		Left Lower CK6553 ‡	1	F120
		Right Lower CK6555 ‡	1	F120
Control Arm Bumper Bushing				
1988-1987	(Press In Type)	Lower K6607	2	F120
Control Arm Shaft Assembly				
1988-1987	(Standard Design) (Greaseable Socket Reduces Corrosion/Wear)	Upper K6135	2	F120
		Lower K6147 ‡	2	F120
Control Arm with Ball Joint				
1988-1987	(Bolt On Control Arm Shaft, R-Series) (Smooth Control Arm Shaft, Heavy Duty Design, Contains Bushing, Powdered Metal Gusher Brg. For Better Lubrication) (Smooth Control Arm Shaft, R-Series) (R-Series, Bolt On Control Arm Shaft) (Smooth Control Arm Shaft, Heavy Duty Design, Contains Bushing, Powdered Metal Gusher Brg. For Better Lubrication) (Smooth Control Arm Shaft, R-Series)	Left Lower RK621076	1	F120
		Left Lower CK620036 ‡	1	F120
		Left Lower RK620036	1	F120
		Right Lower RK621077	1	F120
		Right Lower CK620037 ‡	1	F120
		Right Lower RK620037	1	F120

(Cont.) 30 Series - 1 Ton-CHEVROLET TRUCK

FRONT SUSPENSION (Cont.)

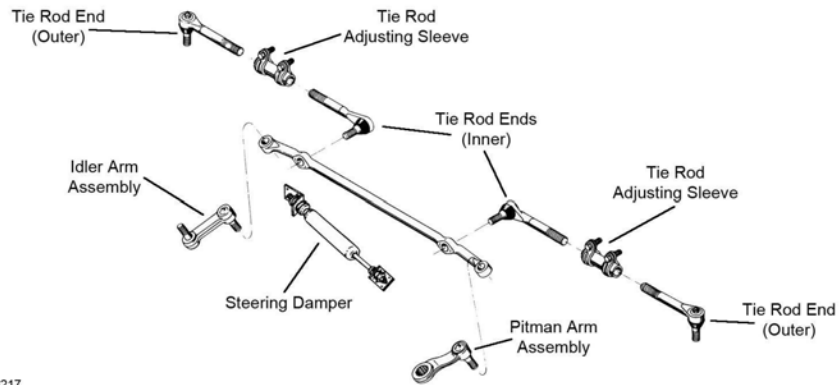
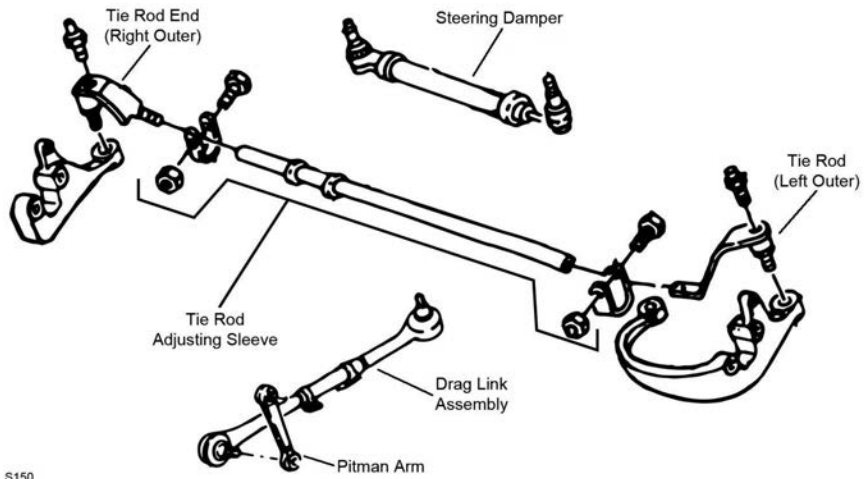
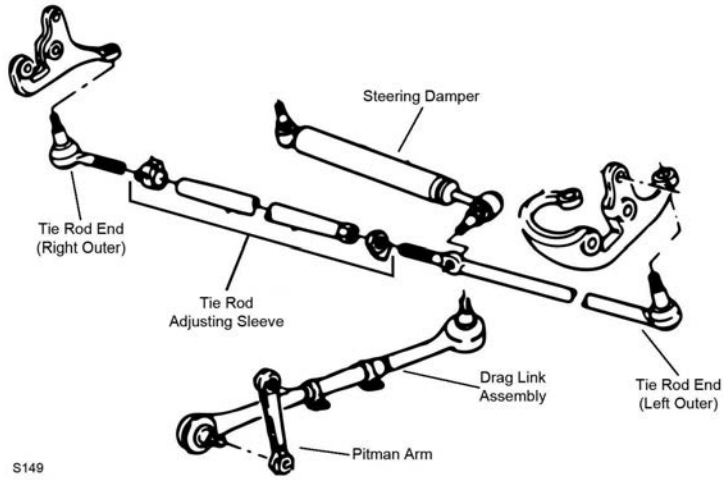
Year	Model/Application	Part	P/C Qty	Figure	
R30					
Control Arm with Ball Joint					
1988-1987 (Cont.)	Non ABS, (Contains Bumper, R-Series)	Left Upper	RK622888	1 F120	
	Non ABS, (Contains Bumper, R-Series)	Right Upper	RK622887	1 F120	
	Non ABS, (Heavy Duty Design, Contains Bushings, Powdered Metal Gusher Brg. For Better Lubrication)	Right Upper	CK620035 ‡	1 F120	
Sway Bar Bushing					
1988-1987	1-1/16" Sway Bar Diameter	To Arm	K6169	1 F120	
	1-1/16" Sway Bar Diameter	To Frame	K6169	1 F120	
	1-1/4" Sway Bar Diameter, (Improved Design Bushing With Premium Rubber Material And Synthetic Fabric Lining Lasts Longer And Eliminates Noise)	To Arm	K201176 ‡	1 F120	
	1-1/4" Sway Bar Diameter, (Standard Design)	To Arm	K6476	1 F120	
	1-1/4" Sway Bar Diameter, (Improved Design Bushing With Premium Rubber Material And Synthetic Fabric Lining Lasts Longer And Eliminates Noise)	To Frame	K201176 ‡	1 F120	
	1-1/4" Sway Bar Diameter, (Standard Design)	To Frame	K6476	1 F120	
	1-1/8" Sway Bar Diameter, (Improved Design Bushing With Premium Rubber Material And Synthetic Fabric Lining Lasts Longer And Eliminates Noise)	To Arm	K201174 ‡	1 F120	
	1-1/8" Sway Bar Diameter, (Standard Design)	To Arm	K6408	1 F120	
	1-1/8" Sway Bar Diameter, (Improved Design Bushing With Premium Rubber Material And Synthetic Fabric Lining Lasts Longer And Eliminates Noise)	To Frame	K201174 ‡	1 F120	
	1-1/8" Sway Bar Diameter, (Standard Design)	To Frame	K6408	1 F120	
	1-3/16" Sway Bar Diameter, (Improved Design Bushing With Premium Rubber Material And Synthetic Fabric Lining Lasts Longer And Eliminates Noise)	To Arm	K201175 ‡	1 F120	
	1-3/16" Sway Bar Diameter, (Standard Design)	To Arm	K6437	1 F120	
	1-3/16" Sway Bar Diameter, (Improved Design Bushing With Premium Rubber Material And Synthetic Fabric Lining Lasts Longer And Eliminates Noise)	To Frame	K201175 ‡	1 F120	
	1-3/16" Sway Bar Diameter, (Standard Design)	To Frame	K6437	1 F120	
	R3500				
	Ball Joint				
	1990-1989	(Powdered Metal Gusher Brg. For Better Lubrication)	Upper	K6122 ‡	2 F120
		(Powdered Metal Gusher Brg. For Better Lubrication)	Lower	K6129T ‡	2 F120
	Control Arm				
	1990-1989	Heavy Duty, (Ball Joint And Bushings Not Included)	Left Lower	CK6554 ‡	1 F120
Standard Duty, (Ball Joint And Bushings Not Included)		Left Lower	CK6553 ‡	1 F120	
Standard Duty, (Ball Joint And Bushings Not Included)		Right Lower	CK6555 ‡	1 F120	
Control Arm Bumper Bushing					
1990-1989	(Press In Type)	Lower	K6607	2 F120	
Control Arm Shaft Assembly					
1990-1989	(Standard Design)	Upper	K6135	2 F120	
	(Greaseable Socket Reduces Corrosion/Wear)	Lower	K6147 ‡	2 F120	
Control Arm with Ball Joint					
1990-1989	(Bolt On Control Arm Shaft, R-Series)	Left Lower	RK621076	1 F120	
	(Smooth Control Arm Shaft, Heavy Duty Design, Contains Bushing, Powdered Metal Gusher Brg. For Better Lubrication)	Left Lower	CK620036 ‡	1 F120	
	(Smooth Control Arm Shaft, R-Series)	Left Lower	RK620036	1 F120	
	(R-Series, Bolt On Control Arm Shaft)	Right Lower	RK621077	1 F120	
	(Smooth Control Arm Shaft, Heavy Duty Design, Contains Bushing, Powdered Metal Gusher Brg. For Better Lubrication)	Right Lower	CK620037 ‡	1 F120	
	(Smooth Control Arm Shaft, R-Series)	Right Lower	RK620037	1 F120	
	Non ABS, (Contains Bumper, R-Series)	Left Upper	RK622888	1 F120	
	Non ABS, (Contains Bumper, R-Series)	Right Upper	RK622887	1 F120	
	Non ABS, (Heavy Duty Design, Contains Bushings, Powdered Metal Gusher Brg. For Better Lubrication)	Right Upper	CK620035 ‡	1 F120	
	Sway Bar Bushing				
	1990-1989	1-1/16" Sway Bar Diameter	To Arm	K6169	1 F120
1-1/16" Sway Bar Diameter		To Frame	K6169	1 F120	
1-1/4" Sway Bar Diameter, (Improved Design Bushing With Premium Rubber Material And Synthetic Fabric Lining Lasts Longer And Eliminates Noise)		To Arm	K201176 ‡	1 F120	
1-1/4" Sway Bar Diameter, (Standard Design)		To Arm	K6476	1 F120	
1-1/4" Sway Bar Diameter, (Improved Design Bushing With Premium Rubber Material And Synthetic Fabric Lining Lasts Longer And Eliminates Noise)		To Frame	K201176 ‡	1 F120	
1-1/4" Sway Bar Diameter, (Standard Design)		To Frame	K6476	1 F120	
1-1/8" Sway Bar Diameter, (Improved Design Bushing With Premium Rubber Material And Synthetic Fabric Lining Lasts Longer And Eliminates Noise)		To Arm	K201174 ‡	1 F120	
1-1/8" Sway Bar Diameter, (Standard Design)		To Arm	K6408	1 F120	
1-1/8" Sway Bar Diameter, (Improved Design Bushing With Premium Rubber Material And Synthetic Fabric Lining Lasts Longer And Eliminates Noise)		To Frame	K201174 ‡	1 F120	
1-1/8" Sway Bar Diameter, (Standard Design)		To Frame	K6408	1 F120	
1-3/16" Sway Bar Diameter, (Improved Design Bushing With Premium Rubber Material And Synthetic Fabric Lining Lasts Longer And Eliminates Noise)		To Arm	K201175 ‡	1 F120	
1-3/16" Sway Bar Diameter, (Standard Design)		To Arm	K6437	1 F120	

CHEVROLET TRUCK-30 Series - 1 Ton (Cont.)

FRONT SUSPENSION (Cont.)

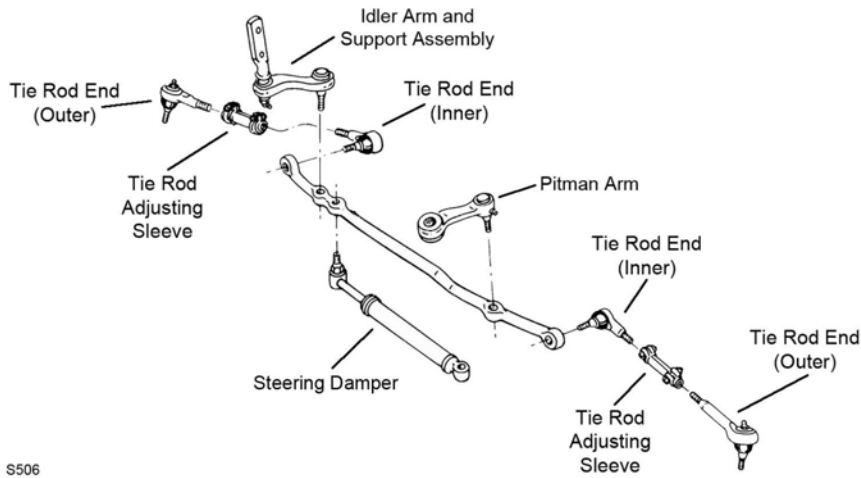
Year	Model/Application	Part	P/C Qty	Figure
R3500				
Sway Bar Bushing				
1990-1989 (Cont.)	1-3/16" Sway Bar Diameter, (Improved Design Bushing With Premium Rubber Material And Synthetic Fabric Lining Lasts Longer And Eliminates Noise)	To Frame	K201175 ‡	1 F120
	1-3/16" Sway Bar Diameter, (Standard Design)	To Frame	K6437	1 F120
V30				
Ball Joint Bushing Extractor and Installer				
1988	Four Wheel Drive (4X4)		T40207	1
Camber Kingpin				
1988	Four Wheel Drive (4X4), Dana 60 Axle, 1-1/2 Degree Maximum Positive Camber, (Eccentric Bushing, Adjustable Camber Kingpin)		K992 ‡	2
1987	Dana 60 Axle, 1-1/2 Degree Maximum Positive Camber, (Eccentric Bushing, Adjustable Camber Kingpin)		K992 ‡	2
King Bolt Repair Kit				
1988-1987	Dana 60 Axle, (Contains Bushing, Gasket And Oil Seal, Use With Eccentric Camber Adjusting King Pin)	Upper	K6652 ‡	2
	Dana 60 Axle, (Contains Bearings, Race, Seals, And Caps)	Lower	K8832 ‡	1
Leaf Spring Bushing				
1988-1987		Front	SB320	2
Leaf Spring Shackle Bushing				
1988		Lower	SB320	2
1987		Lower	K200911	2
Sway Bar Bushing				
1988-1987	1" Sway Bar Diameter, (Contains Thermoplastic Bushings And Universal Mounting Bracket)	To Arm	K6655	1
	1-1/16" Sway Bar Diameter, (Contains Thermoplastic Bushings And Universal Mounting Bracket)	To Frame	K8793 ‡	1
	1-1/4" Sway Bar Diameter, (Includes Universal Mounting Bracket)	To Frame	K7302 ‡	1
	7/8" Sway Bar Diameter, (Contains Thermoplastic Bushings And Universal Mounting Bracket)	To Frame	K7326 ‡	1
		To Frame	K8791 ‡	1
V3500				
Camber Kingpin				
1990-1989	Dana 60 Axle, 1-1/2 Degree Maximum Positive Camber, (Eccentric Bushing, Adjustable Camber Kingpin)		K992 ‡	2
King Bolt Repair Kit				
1990-1989	Dana 60 Axle, (Contains Bushing, Gasket And Oil Seal, Use With Eccentric Camber Adjusting King Pin)	Upper	K6652 ‡	2
	Dana 60 Axle, (Contains Bearings, Race, Seals, And Caps)	Lower	K8832 ‡	1
Leaf Spring Bushing				
1990-1989		Front	SB320	2
Leaf Spring Shackle Bushing				
1990-1989		Lower	SB320	2
Sway Bar Bushing				
1990-1989	1" Sway Bar Diameter, (Contains Thermoplastic Bushings And Universal Mounting Bracket)	To Frame	K8793 ‡	1
	1-1/16" Sway Bar Diameter, (Contains Thermoplastic Bushings And Universal Mounting Bracket)	To Frame	K7302 ‡	1
	1-1/4" Sway Bar Diameter, (Includes Universal Mounting Bracket)	To Frame	K7326 ‡	1
	7/8" Sway Bar Diameter, (Contains Thermoplastic Bushings And Universal Mounting Bracket)	To Frame	K8791 ‡	1

STEERING



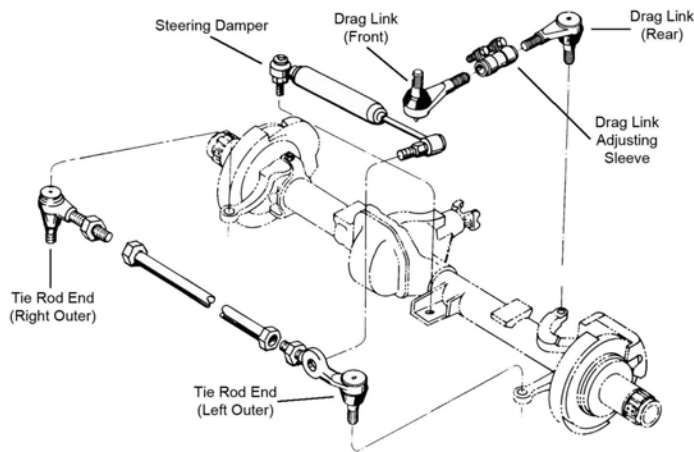
CHEVROLET TRUCK-30 Series - 1 Ton (Cont.)

STEERING (Cont.)



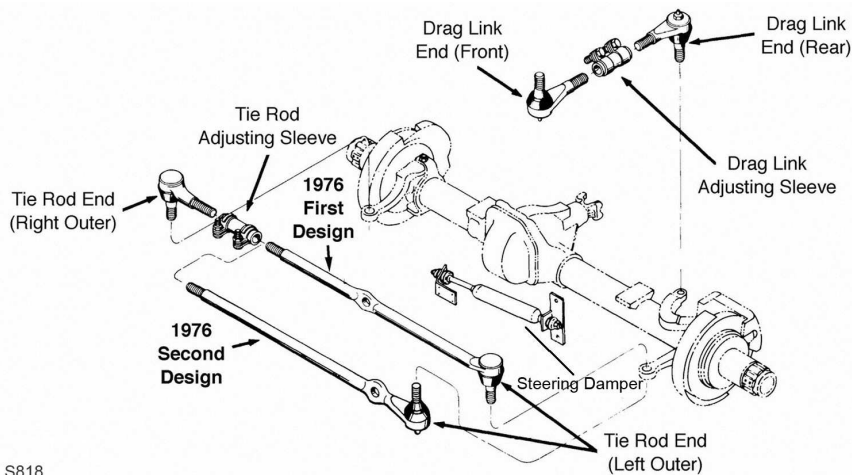
S506

S506



S518

S518



S818

S818

Year	Model/Application	Part	P/C Qty	Figure
3800				
Drag Link Assembly				
1959	15.50" Length, (Greaseable Socket Reduces Corrosion/Wear)	DS584 ‡	1	
1956-1955	15.50" Length, (Greaseable Socket Reduces Corrosion/Wear)	DS584 ‡	1	
C30				
Idler Arm				
1986-1983	(Greaseable Socket Reduces Corrosion/Wear)	K6247T ‡	1	S217

(Cont.) 30 Series - 1 Ton-CHEVROLET TRUCK

STEERING (Cont.)

Year	Model/Application	Part	P/C Qty	Figure
C30				
Idler Arm				
1982-1967	(Powdered Metal Gusher Brg. For Better Lubrication)	K6096T ‡	1	S217
Pitman Arm				
1986-1973	Manual Steering, (Powdered Metal Gusher Brg. For Better Lubrication)	K6142 ‡	1	S217
	Power Steering, (Powdered Metal Gusher Brg. For Better Lubrication)	K6143 ‡	1	S217
1972-1969	Manual Steering, (Powdered Metal Gusher Brg. For Better Lubrication)	K6130 ‡	1	S217
1972-1968	Power Steering, (Powdered Metal Gusher Brg. For Better Lubrication)	K6131 ‡	1	S217
1966-1961	(Powdered Metal Gusher Brg. For Better Lubrication)	K6086 ‡	1	S217
Steering Damper Bellows				
1986-1967	(Trail Boss)	Front SSD68	1	S217
Steering Damper Cylinder				
1986-1967	(Trail Boss)	Front SSD42	1	S217
Steering Damper Kit				
1986-1967	(Trail Boss)	Front SSD10	1	S217
Tie Rod Adjusting Sleeve				
1986-1971		ES2004S	2	S217
1970-1965	Independent Front Suspension	ES350S	2	S217
Tie Rod End				
1986-1971	(Powdered Metal Gusher Brg. For Better Lubrication)	Outer ES409RT ‡	2	S217
	(Powdered Metal Gusher Brg. For Better Lubrication)	Inner ES409LT ‡	2	S217
1970-1965	(Powdered Metal Gusher Brg. For Better Lubrication)	Outer ES358L ‡	2	S217
	(Powdered Metal Gusher Brg. For Better Lubrication)	Inner ES358R ‡	2	S217
1964-1960		Outer ES297RL	2	S217
C3500				
Center Link				
1990-1988		DS1406	1	S506
Idler Arm				
1990	Independent Front Suspension, (Powdered Metal Gusher Brg. For Better Lubrication, Super Duty Design, Contains Bracket)	K6483T ‡	1	S506
1990-1988	(Heavy Duty Design Includes Frame Bracket, Powdered Metal Gusher Brg. For Better Lubrication)	K6390 ‡	1	S506
	Independent Front Suspension, (Improved Design, Contains Bracket)	K6331 ‡	1	S506
1989-1988	(Powdered Metal Gusher Brg. For Better Lubrication, Super Duty Design, Contains Bracket)	K6483T ‡	1	S506
Pitman Arm				
1990-1988	Independent Front Suspension, (Includes Patented Cover Plate Design For Tighter Tolerances)	K6335 ‡	1	S506
Steering Damper Bellows				
1990-1988	Except Original Equipment Steering Damper, Independent Front Suspension, (Trail Boss)	Front SSD68	1	S506
Steering Damper Cylinder				
1990-1988	Except Original Equipment Steering Damper, Independent Front Suspension, (Super Trail Boss)	Front SSD82	1	S506
Steering Damper Kit				
1990-1988	Except Original Equipment Steering Damper, Independent Front Suspension, (Trail Boss)	Front SSD101	1	S506
Tie Rod Adjusting Sleeve				
1990-1988	Independent Front Suspension	ES2004S	2	S506
Tie Rod End				
1990-1988	Independent Front Suspension, (Powdered Metal Gusher Brg. For Better Lubrication)	Outer ES2836RL ‡	2	S506
	Independent Front Suspension, (Powdered Metal Gusher Brg. For Better Lubrication)	Inner ES2837RL ‡	2	S506
G30				
Idler Arm				
1990-1983	(Greaseable Socket Reduces Corrosion/Wear)	K6248T ‡	1	S217
1982-1971	(Powdered Metal Gusher Brg. For Better Lubrication)	K6096T ‡	1	S217
Pitman Arm				
1990-1983	Power Steering, (Powdered Metal Gusher Brg. For Better Lubrication)	K6220 ‡	1	S217
1982-1971	Manual Steering, (Powdered Metal Gusher Brg. For Better Lubrication)	K6130 ‡	1	S217
	Power Steering, (Powdered Metal Gusher Brg. For Better Lubrication)	K6131 ‡	1	S217
Steering Damper Bellows				
1990-1983	Except Oil Cooler, Except Original Equipment Steering Damper, (Trail Boss)	Front SSD68	1	S217
1982-1971	(Trail Boss)	Front SSD68	1	S217
Steering Damper Cylinder				
1982-1971	(Trail Boss)	Front SSD42	1	S217

CHEVROLET TRUCK-30 Series - 1 Ton (Cont.)

STEERING (Cont.)

Year	Model/Application	Part	P/C Qty	Figure
G30				
Steering Damper Kit				
1990-1983	Except Oil Cooler, Except Original Equipment Steering Damper, (Trail Boss)	Front	SSD73	1 S217
1982-1971	(Trail Boss)	Front	SSD19	1 S217
1971	Straight Axle, (Super Trail Boss)	Front	SSD99	1 S217
Tie Rod Adjusting Sleeve				
1990-1971			ES2004S	2 S217
Tie Rod End				
1990-1983	(Powdered Metal Gusher Brg. For Better Lubrication)	Outer	ES2218RL ‡	2 S217
1990-1971	(Powdered Metal Gusher Brg. For Better Lubrication)	Inner	ES409LT ‡	2 S217
1982-1973	(Powdered Metal Gusher Brg. For Better Lubrication)	Outer	ES409RT ‡	2 S217
1972-1971	Front Disc, (Powdered Metal Gusher Brg. For Better Lubrication)	Outer	ES409RT ‡	2 S217
K30				
Drag Link Adjusting Sleeve				
1986-1977		Pitman Arm To Steering Arm	ES362S	1 S518, S818
Drag Link Assembly				
1986-1977	6.34" Length, (Greaseable Socket Reduces Corrosion/Wear)	At Pitman Arm	ES2027L ‡	1 S518, S818
	8.34" Length, (Greaseable Socket Reduces Corrosion/Wear)	At Steering Arm	ES2026R ‡	1 S518, S818
Steering Damper Bellows				
1986-1977	(Super Trail Boss)	Front	SSD90	1 S818
	(Trail Boss)	Front	SSD68	1 S818
1974-1973	(Super Trail Boss)		SSD90	1 S818
	(Trail Boss)		SSD68	1 S818
Steering Damper Cylinder				
1986-1977	(Super Trail Boss)	Front	SSD84	1 S818
	(Trail Boss)	Front	SSD15	1 S818
1974-1973	(Super Trail Boss)		SSD84	1 S818
	(Trail Boss)		SSD15	1 S818
Tie Rod Adjusting Sleeve				
1986-1977	1" - 18 Threads, 5.5" Length, (Coated For Corrosion Resistance)	At Steering Arm, Right, Steering Arm To Steering Arm	ES2012S ‡	1 S818
Tie Rod End				
1986-1977	(Powdered Metal Gusher Brg. For Better Lubrication)	Left Outer	DS905 ‡	1 S818
	(Greaseable Socket Reduces Corrosion/Wear)	Right Outer	ES2011R ‡	1 S818
K3500				
Center Link				
1990-1988	5 Hole Center Link, Independent Front Suspension		DS1408	1 S506
Idler Arm				
1990-1988	(Heavy Duty Design Includes Frame Bracket, Powdered Metal Gusher Brg. For Better Lubrication)		K6390 ‡	1 S506
	(Powdered Metal Gusher Brg. For Better Lubrication, Super Duty Design, Contains Bracket)		K6483T ‡	1 S506
Pitman Arm				
1990-1988	(Includes Patented Cover Plate Design For Tighter Tolerances)		K6335 ‡	1 S506
Steering Damper Bellows				
1990-1988	Except Original Equipment Steering Damper, (Super Trail Boss)	Front	SSD90	1 S506
Steering Damper Cylinder				
1990-1988	Except Original Equipment Steering Damper, (Super Trail Boss)	Front	SSD82	1 S506
	Original Equipment Steering Damper, (Trail Boss)	Front	SSD56	1 S506
Tie Rod Adjusting Sleeve				
1990-1988			ES2004S	2 S506
Tie Rod End				
1990-1988	(Powdered Metal Gusher Brg. For Better Lubrication)	Outer	ES2836RL ‡	2 S506
	(Powdered Metal Gusher Brg. For Better Lubrication)	Inner	ES2838RL ‡	2 S506
P30				
Drag Link Assembly				
1990-1985	5000 Lb I-Beam Front Axle, (Complete Three Piece Assembly, Greaseable Socket Reduces Corrosion/Wear)		DS1065 ‡	1 S149, S150
1990-1973	Motor Home Chassis, 1" Sway Bar Diameter, Independent Front Suspension, 13.42" Length		DS842	1
Idler Arm				
1990-1985	Except Motorhome Chassis, Independent Front Suspension, (Greaseable Socket Reduces Corrosion/Wear)		K6247T ‡	1 S217

(Cont.) 30 Series - 1 Ton-CHEVROLET TRUCK

STEERING (Cont.)				
Year	Model/Application	Part	P/C Qty	Figure
P30				
Idler Arm				
1984-1983	Step Van, Stripped-Chassis, (Greaseable Socket Reduces Corrosion/Wear)	K6247T ‡	1	S217
1982-1973	Step Van, Stripped-Chassis, (Powdered Metal Gusher Brg. For Better Lubrication)	K6096T ‡	1	S217
1972-1967	(Powdered Metal Gusher Brg. For Better Lubrication)	K6096T ‡	1	S217
Pitman Arm				
1990-1985	Except Motorhome Chassis, Independent Front Suspension, Power Steering, (Powdered Metal Gusher Brg. For Better Lubrication)	K6143 ‡	1	S217
1984-1973	Step Van, Stripped-Chassis, Power Steering, (Powdered Metal Gusher Brg. For Better Lubrication)	K6143 ‡	1	S217
1980-1973	Step Van, Stripped-Chassis, Manual Steering, (Powdered Metal Gusher Brg. For Better Lubrication)	K6142 ‡	1	S217
1972-1969	Manual Steering, (Powdered Metal Gusher Brg. For Better Lubrication)	K6130 ‡	1	S217
1972-1968	Power Steering, (Powdered Metal Gusher Brg. For Better Lubrication)	K6131 ‡	1	S217
Steering Damper Bellows				
1990-1985	I-Beam Front Axle, (Super Trail Boss)	Front SSD90	1	
Steering Damper Cylinder				
1990-1975	Motor Home Chassis, (Trail Boss)	Front SSD70	1	
1973-1968	(Trail Boss)	Front SSD42	1	S217
Steering Damper Kit				
1973-1967	Coil Spring Suspension, Short/Long Arm Front Suspension, (Trail Boss)	Front SSD10	1	S217
1971-1965	Straight Axle, (Super Trail Boss)	Front SSD99	1	
Tie Rod Adjusting Sleeve				
1990-1971	Independent Front Suspension	ES2004S	2	S217
1970-1968	Independent Front Suspension	ES350S	2	S217
Tie Rod Assembly				
1990-1985	5000 Lb I-Beam Front Axle, (Straight Tie Rod End, Contains Outer Tie Rod End And Sleeve)	DS1164A	1	S149
Tie Rod End				
1990-1985	I-Beam Front Axle, 1.000" - 16 Threads, 25" Length, (Left Hand Threads)	Left Outer DS1074	1	S149
	I-Beam Front Axle, 1.000" - 16 Threads, 4.93" Length, (Right Hand Threads, Greaseable Socket Reduces Corrosion/Wear)	Right Outer ES2062R ‡	1	S149
	I-Beam Front Axle, 1-3/8" -12 Threads, 10.80" Length, (Left Hand Threads)	Left Outer ES3026L	1	S150
	I-Beam Front Axle, 1-3/8" -12 Threads, 10.80" Length, (Right Hand Threads)	Right Outer ES3027R	1	S150
1990-1973	Except Motor Home, Independent Front Suspension, 6.74" Length, .688" - 18 Threads, (Powdered Metal Gusher Brg. For Better Lubrication)	Outer ES409RT ‡	2	S217
	Independent Front Suspension, 8.656" Length, .688" - 18 Threads, (Powdered Metal Gusher Brg. For Better Lubrication)	For Inner ES409LT ‡	2	S217
	Independent Front Suspension, Motor Home, 8.656" Length, .688" - 18 Threads, (Powdered Metal Gusher Brg. For Better Lubrication)	Outer ES2000RLT ‡	2	
1972-1971	Front Disc, Except Motor Home, Independent Front Suspension, (Powdered Metal Gusher Brg. For Better Lubrication)	Outer ES409RT ‡	2	S217
	Front Disc, Independent Front Suspension, 8.656" Length, .688" - 18 Threads, (Powdered Metal Gusher Brg. For Better Lubrication)	Inner ES409LT ‡	2	S217
	Step Van, Except Motor Home, Independent Front Suspension, (Powdered Metal Gusher Brg. For Better Lubrication)	Outer ES409RT ‡	2	S217
1970-1968	(Powdered Metal Gusher Brg. For Better Lubrication)	Outer ES358L ‡	2	S217
	(Powdered Metal Gusher Brg. For Better Lubrication)	Inner ES358R ‡	2	S217
1967-1964	1.000" - 16 Threads, 5.86" Length, (Greaseable Socket Reduces Corrosion/Wear)	Left Outer ES330L ‡	1	S217
	1.000" - 16 Threads, 5.86" Length, (Greaseable Socket Reduces Corrosion/Wear)	Right Outer ES330R ‡	1	S217
PE30 MHC				
Drag Link Assembly				
1982-1973	Independent Front Suspension, 13.42" Length	DS842	1	
Idler Arm				
1972-1969	(Powdered Metal Gusher Brg. For Better Lubrication)	K6096T ‡	1	S217
Pitman Arm				
1972-1969	Manual Steering, (Powdered Metal Gusher Brg. For Better Lubrication)	K6130 ‡	1	S217
	Power Steering, (Powdered Metal Gusher Brg. For Better Lubrication)	K6131 ‡	1	S217
Tie Rod Adjusting Sleeve				
1982-1971	Independent Front Suspension	ES2004S	2	S217
Tie Rod End				
1982-1973	Independent Front Suspension, (Powdered Metal Gusher Brg. For Better Lubrication)	Inner ES409LT ‡	2	S217
	Independent Front Suspension, Motor Home, (Powdered Metal Gusher Brg. For Better Lubrication)	Outer ES2000RLT ‡	2	S217
1972-1971	Front Disc, Independent Front Suspension, (Powdered Metal Gusher Brg. For Better Lubrication)	Outer ES409RT ‡	2	S217

CHEVROLET TRUCK-30 Series - 1 Ton (Cont.)

STEERING (Cont.)

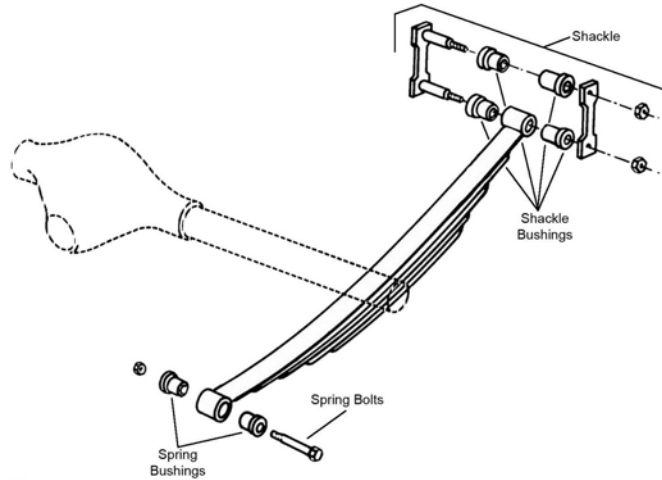
Year	Model/Application	Part	P/C Qty	Figure
PE30 MHC				
Tie Rod End				
1972-1971 (Cont.)	Front Disc, Independent Front Suspension, (Powdered Metal Gusher Brg. For Better Lubrication)	Inner	ES409LT ‡	2 S217
1970-1968	(Powdered Metal Gusher Brg. For Better Lubrication) (Powdered Metal Gusher Brg. For Better Lubrication)	Outer	ES358L ‡	2 S217
		Inner	ES358R ‡	2 S217
1967-1966	1.000" - 16 Threads, 5.86" Length, (Greaseable Socket Reduces Corrosion/Wear) 1.000" - 16 Threads, 5.86" Length, (Greaseable Socket Reduces Corrosion/Wear)	Left Outer	ES330L ‡	1
		Right Outer	ES330R ‡	1
R30				
Idler Arm				
1988-1987	(Greaseable Socket Reduces Corrosion/Wear)		K6247T ‡	1 S217
Pitman Arm				
1988-1987	Except Variable Ratio, Power Steering, (Powdered Metal Gusher Brg. For Better Lubrication) Manual Steering, (Powdered Metal Gusher Brg. For Better Lubrication)		K6143 ‡ K6142 ‡	1 S217 1 S217
Steering Damper Bellows				
1988-1987	(Trail Boss)	Front	SSD68	1 S217
Steering Damper Cylinder				
1988-1987	(Trail Boss)	Front	SSD42	1 S217
Steering Damper Kit				
1988-1987	(Trail Boss)	Front	SSD10	1 S217
Tie Rod Adjusting Sleeve				
1988-1987			ES2004S	2 S217
Tie Rod End				
1988-1987	(Powdered Metal Gusher Brg. For Better Lubrication) (Powdered Metal Gusher Brg. For Better Lubrication)	Outer	ES409RT ‡	2 S217
		Inner	ES409LT ‡	2 S217
R3500				
Idler Arm				
1990-1989	(Greaseable Socket Reduces Corrosion/Wear)		K6247T ‡	1 S217
Pitman Arm				
1990-1989	Except Variable Ratio, Power Steering, (Powdered Metal Gusher Brg. For Better Lubrication)		K6143 ‡	1 S217
1989	Manual Steering, (Powdered Metal Gusher Brg. For Better Lubrication)		K6142 ‡	1 S217
Tie Rod Adjusting Sleeve				
1990-1989			ES2004S	2 S217
Tie Rod End				
1990-1989	(Powdered Metal Gusher Brg. For Better Lubrication) (Powdered Metal Gusher Brg. For Better Lubrication)	Outer	ES409RT ‡	2 S217
		Inner	ES409LT ‡	2 S217
V30				
Drag Link Adjusting Sleeve				
1988-1987		Pitman Arm To Steering Arm	ES362S	1 S818
Drag Link Assembly				
1988-1987	6.34" Length, (Greaseable Socket Reduces Corrosion/Wear) 8.34" Length, (Greaseable Socket Reduces Corrosion/Wear)	At Pitman Arm	ES2027L ‡	1 S818
		At Steering Arm	ES2026R ‡	1 S818
Steering Damper Bellows				
1988	Pickup (4 Dr.) Crew Cab, (Super Trail Boss) Pickup (4 Dr.) Crew Cab, Except Oil Cooler, (Trail Boss)	Front	SSD90 SSD68	1 S818 1 S818
		Front	SSD90 SSD68	1 S818 1 S818
1987	(Super Trail Boss) (Trail Boss)	Front	SSD90	1 S818
		Front	SSD68	1 S818
Steering Damper Cylinder				
1988	Pickup (4 Dr.) Crew Cab, Except Oil Cooler, (Super Trail Boss) Pickup (4 Dr.) Crew Cab, Except Oil Cooler, (Trail Boss)	Front	SSD84 SSD15	1 S818 1 S818
		Front	SSD84 SSD15	1 S818 1 S818
1987	(Super Trail Boss) (Trail Boss)	Front	SSD84	1 S818
		Front	SSD15	1 S818
Tie Rod Adjusting Sleeve				
1988-1987	1" - 18 Threads, 5.5" Length, (Coated For Corrosion Resistance) At Steering Arm, Right, Steering Arm To Steering Arm		ES2012S ‡	1 S818
Tie Rod End				
1988-1987	(Powdered Metal Gusher Brg. For Better Lubrication) (Greaseable Socket Reduces Corrosion/Wear)	Left Outer	DS905 ‡	1 S818
		Right Outer	ES2011R ‡	1 S818

(Cont.) 30 Series - 1 Ton-CHEVROLET TRUCK

STEERING (Cont.)

Year	Model/Application	Part	P/C Qty	Figure	
V3500					
Drag Link Adjusting Sleeve					
1990-1989	Pitman Arm To Steering Arm	ES362S	1	S818	
Drag Link Assembly					
1990-1989	6.34" Length, (Greaseable Socket Reduces Corrosion/Wear)	At Pitman Arm	ES2027L ‡	1	S818
	8.34" Length, (Greaseable Socket Reduces Corrosion/Wear)	At Steering Arm	ES2026R ‡	1	S818
Tie Rod Adjusting Sleeve					
1990-1989	1" - 18 Threads, 5.5" Length, (Coated For Corrosion Resistance)	At Steering Arm, Right, Steering Arm To Steering Arm	ES2012S ‡	1	S818
Tie Rod End					
1990-1989	(Powdered Metal Gusher Brg. For Better Lubrication)	Left Outer	DS905 ‡	1	S818
	(Greaseable Socket Reduces Corrosion/Wear)	Right Outer	ES2011R ‡	1	S818

REAR SUSPENSION



R309

Year	Model/Application	Part	P/C Qty	Figure	
3800					
Leaf Spring Bolt					
1956-1947		K150305	6	R309	
Leaf Spring Bolt Kit					
1955	First Series	Front	K150308	2	R309
1954-1953		Front	K150308	2	R309
1952-1947			K150308	4	R309
Leaf Spring Bushing					
1955	First Series	Front	K200995	2	R309
1954-1947		Front	K200995	2	R309
Leaf Spring Shackle Bushing					
1956-1947		Upper	K201108	4	R309
1955	First Series	Lower	K200995	2	R309
1954-1947		Lower	K200995	2	R309
3900					
Leaf Spring Bolt					
1955-1948		K150305	6	R309	
Leaf Spring Bolt Kit					
1955	First Series		K150308	4	R309
1954-1948			K150308	4	R309
Leaf Spring Bushing					
1955	First Series	Front	K200995	2	R309
1954-1948		Front	K200995	2	R309
Leaf Spring Shackle Bushing					
1955	First Series	Lower	K200995	2	R309
1955-1948		Upper	K201108	4	R309

CHEVROLET TRUCK-30 Series - 1 Ton (Cont.)

REAR SUSPENSION (Cont.)

Year	Model/Application	Part	P/C Qty	Figure
3900				
Leaf Spring Shackle Bushing				
1954-1948		Lower	K200995	2 R309
C30				
Leaf Spring Bushing				
1986-1971	.575" X 1.75" X 3.00"	Front	SB351	2 R309
Leaf Spring Shackle Bushing				
1986-1971		Lower	SB335	2 R309
1972-1960		Upper	K201108	4 R309
C3500				
Leaf Spring Bushing				
1990-1988	Except 12500 And 15000 Lb GVW, (Design Allows Ease Of Installation) Independent Front Suspension, .575" X 1.75" X 3.00"	Front Front	K200897 ‡ SB351	1 2 R309 R309
Leaf Spring Shackle				
1990-1988	(Contains Shackle, Nuts, Bolts & Bushing)	Rear	K150404	2 R309
Leaf Spring Shackle Bushing				
1990-1988	Except 12500 And 15000 Lb GVW, (Design Allows Ease Of Installation) Independent Front Suspension	To Spring Rear	K200897 ‡ SB335	1 2 R309 R309
G30				
Leaf Spring Bushing				
1990-1979	146" Wheelbase, .575" X 1.75" X 3.00" Cab-Chassis (2 Dr.), Full-Size Cargo Van, Full-Size Passenger Van, Hi-Cube Van, 125" Wheelbase, .575" X 1.75" X 3.00"	Front Front	SB351 SB351	2 2 R309 R309
1978-1973	.562" X 2.00" X 2.75"	Front	SB318	2 R309
Leaf Spring Shackle Bushing				
1990-1979	146" Wheelbase Cab-Chassis (2 Dr.), Hi-Cube Van, 125" Wheelbase Full-Size Cargo Van, Full-Size Passenger Van, 125" Wheelbase	To Spring To Spring To Spring	SB335 SB335 SB319	2 2 2 R309 R309 R309
1978-1973	1.254" Outside Diameter	Lower	SB319	2 R309
K30				
Camber Kingpin				
1986-1977	Four Wheel Drive (4X4), Dana 60 Axle, 1-1/2 Degree Maximum Positive Camber, (Eccentric Bushing, Adjustable Camber Kingpin)		K992 ‡	2
Leaf Spring Bushing				
1986-1977	.575" X 1.75" X 3.00"	Front	SB351	2 R309
Leaf Spring Shackle Bushing				
1986-1977		Lower	SB335	2 R309
K3500				
Leaf Spring Bushing				
1990-1988	(Design Allows Ease Of Installation)	Front	K200897 ‡	1 R309
Leaf Spring Shackle				
1990-1988	(Contains Shackle, Nuts, Bolts & Bushing)	Rear	K150404	2 R309
Leaf Spring Shackle Bushing				
1990-1988	(Design Allows Ease Of Installation)	To Spring	K200897 ‡	1 R309
P30				
Leaf Spring Bushing				
1990-1973		Front	SB335	2 R309
Leaf Spring Shackle				
1967-1964	Double Duty		K150240	2 R309
Leaf Spring Shackle Bushing				
1990-1973		Lower	SB335	2 R309
1972-1960	Double Duty, Forward Control	Upper	K201108	4 R309
PE30 MHC				
Leaf Spring Bushing				
1978-1973		Front	SB335	2 R309
Leaf Spring Shackle				
1967-1966	Double Duty		K150240	2 R309

(Cont.) 30 Series - 1 Ton-CHEVROLET TRUCK**REAR SUSPENSION (Cont.)**

Year	Model/Application	Part	P/C Qty	Figure
PE30 MHC				
Leaf Spring Shackle Bushing				
1982-1973		Lower SB335	2	R309
1972-1966	Double Duty, Forward Control	Upper K201108	4	R309
R30				
Leaf Spring Bushing				
1988-1987	.575" X 1.75" X 3.00"	Front SB351	2	R309
Leaf Spring Shackle Bushing				
1988-1987		Lower SB335	2	R309
R3500				
Leaf Spring Bushing				
1990-1989	.575" X 1.75" X 3.00"	Front SB351	2	R309
Leaf Spring Shackle Bushing				
1990-1989		Lower SB335	2	R309
V30				
Camber Kingpin				
1988	Four Wheel Drive (4X4), Dana 60 Axle, 1-1/2 Degree Maximum Positive Camber, (Eccentric Bushing, Adjustable Camber Kingpin)	K992 ‡	2	
1987	Dana 60 Axle, 1-1/2 Degree Maximum Positive Camber, (Eccentric Bushing, Adjustable Camber Kingpin)	K992 ‡	2	
Leaf Spring Bushing				
1988-1987	.575" X 1.75" X 3.00"	Front SB351	2	R309
Leaf Spring Shackle Bushing				
1988-1987		Lower SB335	2	R309
V3500				
Camber Kingpin				
1990-1989	Dana 60 Axle, 1-1/2 Degree Maximum Positive Camber, (Eccentric Bushing, Adjustable Camber Kingpin)	K992 ‡	2	
Leaf Spring Bushing				
1990-1989	.575" X 1.75" X 3.00"	Front SB351	2	R309
Leaf Spring Shackle Bushing				
1990-1989		Lower SB335	2	R309

40, 400, 4000 Series-CHEVROLET TRUCK**FRONT SUSPENSION**

Year	Model/Application	Part	P/C Qty	Figure
4100				
King Bolt Set				
1958	4 X 2, .8660" X 5.312", (Contains Metal Bushing)	8457B	1	
1951-1949	.8660" X 5.312", (Contains Metal Bushing)	8294B	1	
Leaf Spring Bolt				
1959-1955		Front K150300	2	
Leaf Spring Shackle				
1959-1956	Conventional S, T, V, W, X, 4C, 6A, 6B, 6C, (Center Bolt Not Included)	K150240	2	
1955	Conventional Cab, Except Double Duty, First Series, (Center Bolt Not Included)	K150240	2	
	Conventional S, T, V, W, X, 4C, 6A, 6B, 6C, Second Series, (Center Bolt Not Included)	K150240	2	
1954-1949	Conventional Cab, Except Double Duty, (Center Bolt Not Included)	K150240	2	
4400				
Leaf Spring Bolt				
1959-1955		Front K150300	2	
Leaf Spring Shackle				
1959-1956	Conventional S, T, V, W, X, 4C, 6A, 6B, 6C, (Center Bolt Not Included)	K150240	2	
1955	Conventional Cab, Except Double Duty, First Series, (Center Bolt Not Included)	K150240	2	
	Conventional S, T, V, W, X, 4C, 6A, 6B, 6C, Second Series, (Center Bolt Not Included)	K150240	2	
1954-1949	Conventional Cab, Except Double Duty, (Center Bolt Not Included)	K150240	2	

CHEVROLET TRUCK-40, 400, 4000 Series (Cont.)

FRONT SUSPENSION (Cont.)

Year	Model/Application	Part	P/C Qty	Figure
4500				
Leaf Spring Bolt				
1959-1955	Front	K150300	2	
Leaf Spring Shackle				
1959-1956	Conventional S, T, V, W, X, 4C, 6A, 6B, 6C, (Center Bolt Not Included)	K150240	2	
1955	Conventional Cab, Except Double Duty, First Series, (Center Bolt Not Included)	K150240	2	
	Conventional S, T, V, W, X, 4C, 6A, 6B, 6C, Second Series, (Center Bolt Not Included)	K150240	2	
1954-1949	Conventional Cab, Except Double Duty, (Center Bolt Not Included)	K150240	2	
CE40				
King Bolt Set				
1972-1969	4,000 lb. (F040) Axle, .921" Pin Diameter, 5.64" Length, (Contains Metal Bushing, One Keyway)	8445B	1	
	5,000 lb. (F050) Axle, 1.109" X 6.344", (Contains Nylon Bushing, Thrust Bearing Design, One Keyway)	8492N	1	
	5,000 lb. (F050) Axle, 1.109" X 6.344", (Metal Bushing, Thrust Bearing Design, One Keyway)	8492B	1	
	5,000 lb. (F050) Axle, 1.109" X 6.344", (Metal Bushing, Thrust Washer Design, One Keyway)	8484T	1	
	7,000 lb. Axle, 1.249" X 7.890", (Contains Nylon Bushing, One Keyway)	8491N	1	
	7,000 lb. Axle, 1.259" X 7.890", (Contains Metal Bushing, Oversize, One Keyway)	8491B010	1	
CS40				
King Bolt Set				
1972-1967	4,000 lb. (F040) Axle, .921" Pin Diameter, 5.64" Length, (Contains Metal Bushing, One Keyway)	8445B	1	
	5,000 lb. (F050) Axle, 1.109" X 6.344", (Contains Nylon Bushing, Thrust Bearing Design, One Keyway)	8492N	1	
	5,000 lb. (F050) Axle, 1.109" X 6.344", (Metal Bushing, Thrust Bearing Design, One Keyway)	8492B	1	
	5,000 lb. (F050) Axle, 1.109" X 6.344", (Metal Bushing, Thrust Washer Design, One Keyway)	8484T	1	
	7,000 lb. Axle, 1.249" X 7.890", (Contains Nylon Bushing, One Keyway)	8491N	1	
	7,000 lb. Axle, 1.259" X 7.890", (Contains Metal Bushing, Oversize, One Keyway)	8491B010	1	
P4				
King Bolt Set				
1990-1979	5,000 lb. (F050) Axle, 1.179" X 6.360", (Contains Nylon Bushing, One Keyway)	8570N	1	
1984-1979	7,000 lb. (F070) Axle, 1.249" X 7.890", (Contains Nylon Bushing, One Keyway)	8491N	1	
	7,000 lb. (F070) Axle, 1.259" X 7.890", (Contains Metal Bushing, Oversize, One Keyway)	8491B010	1	
P40				
King Bolt Set				
1990-1980	5,000 lb. (F050) Axle, 1.179" X 6.360", (Contains Metal Bushing, One Keyway)	8570B	1	
	5,000 lb. (F050) Axle, 1.179" X 6.360", (Contains Nylon Bushing, One Keyway)	8570N	1	
1984-1980	7,000 lb. (F070) Axle, 1.249" X 7.890", (Contains Metal Bushing, One Keyway)	8491B	1	
	7000 Lb Axle, 1.249" X 7.890", (Contains Nylon Bushing, One Keyway)	8491N	1	
	7000 Lb Axle, 1.259" X 7.890", (Contains Metal Bushing, Oversize, One Keyway)	8491B010	1	
STEERING				
Year	Model/Application	Part	P/C Qty	Figure
CE40				
Tie Rod End				
1972-1969	5,000 lb. (F050) Axle, 1.000" - 16 Threads, 5.86" Length, (Greaseable Socket Reduces Corrosion/Wear)	Left ES330L ‡	1	
	5,000 lb. (F050) Axle, 1.000" - 16 Threads, 5.86" Length, (Greaseable Socket Reduces Corrosion/Wear)	Right ES330R ‡	1	
CS40				
Tie Rod End				
1972-1967	5,000 lb. (F050) Axle, 1.000" - 16 Threads, 5.86" Length, (Greaseable Socket Reduces Corrosion/Wear)	Left ES330L ‡	1	
	5,000 lb. (F050) Axle, 1.000" - 16 Threads, 5.86" Length, (Greaseable Socket Reduces Corrosion/Wear)	Right ES330R ‡	1	
P4				
Drag Link Assembly				
1990-1982	5,000 lb. (F050) Axle, Hydraulic Brakes, 24.12" Length, (Greaseable Socket Reduces Corrosion/Wear)	DS1195 ‡	1	
1982-1979	7,000 lb. (F070) Axle, Hydraulic Brakes, 24.12" Center To Center	DS1196	1	
Tie Rod End				
1990-1979	5,000 lb. (F050) Axle, 1.000" - 16 Threads, 4.93" Length, (Greaseable Socket Reduces Corrosion/Wear)	Left ES2061L ‡	1	
	5,000 lb. (F050) Axle, 1.000" - 16 Threads, 4.93" Length, (Greaseable Socket Reduces Corrosion/Wear)	Right ES2062R ‡	1	
P40				
Drag Link Assembly				
1990-1979	5,000 lb. (F050) Axle, Hydraulic Brakes, 24.12" Length, (Greaseable Socket Reduces Corrosion/Wear)	DS1195 ‡	1	

(Cont.) 40, 400, 4000 Series-CHEVROLET TRUCK

STEERING (Cont.)

Year	Model/Application	Part	P/C Qty	Figure
P40				
Drag Link Assembly				
1982-1980	7,000 lb. (F070) Axle, Hydraulic Brakes, 24.12" Length	DS1196	1	
Tie Rod End				
1985	5,000 lb. (F050) Axle, 4.93" Length, (Greaseable Socket Reduces Corrosion/Wear)	Left Outer ES2061L ‡	1	
	5,000 lb. (F050) Axle, 4.93" Length, (Greaseable Socket Reduces Corrosion/Wear)	Right Outer ES2062R ‡	1	
PS40				
Tie Rod End				
1970-1967	4,000 lb. Axle, 1.000" - 16 Threads, 5.86" Length, (Greaseable Socket Reduces Corrosion/Wear)	Left ES330L ‡	1	
	4,000 lb. Axle, 1.000" - 16 Threads, 5.86" Length, (Greaseable Socket Reduces Corrosion/Wear)	Right ES330R ‡	1	
W4				
Tie Rod End				
1990-1987	Except 7 Or 8 Ton GVW, 4.133" Length, M20 X 1.50	Left Outer ES3336L	1	
	Except 7 Or 8 Ton GVW, 4.133" Length, M20 X 1.50	Right Outer ES3335R	1	
REAR SUSPENSION				
Year	Model/Application	Part	P/C Qty	Figure
4100				
Leaf Spring Bolt				
1959-1949		Front K150305	2	
		Rear K150305	2	
Leaf Spring Shackle Bushing				
1956-1952		Upper K201108	4	
Lock Pin				
1959-1949		Front K150327	2	
		Rear K150327	2	
4400				
Leaf Spring Bolt				
1959-1949		Front K150305	2	
		Rear K150305	2	
Leaf Spring Shackle Bushing				
1956-1952		Upper K201108	4	
Lock Pin				
1959-1949		Front K150327	2	
		Rear K150327	2	
4500				
Leaf Spring Bolt				
1959-1949		Front K150305	2	
		Rear K150305	2	
Leaf Spring Shackle Bushing				
1956-1952		Upper K201108	4	
Lock Pin				
1959-1949		Front K150327	2	
		Rear K150327	2	
C40				
Leaf Spring Bolt				
1962-1960		Front K150305	2	
		Rear K150305	2	
Lock Pin				
1962-1960		Front K150327	2	
		Rear K150327	2	
CE40				
Leaf Spring Bushing				
1972-1969		Front K200923	2	
CS40				
Leaf Spring Bushing				
1972-1967		Front K200923	2	

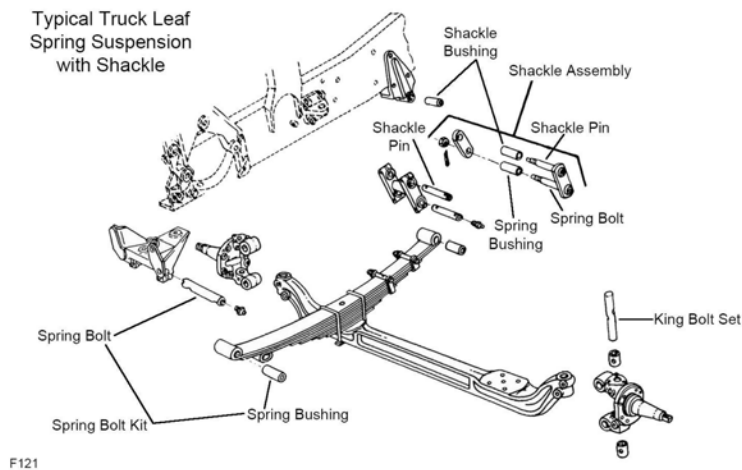
CHEVROLET TRUCK-40, 400, 4000 Series (Cont.)

REAR SUSPENSION (Cont.)

Year	Model/Application	Part	P/C Qty	Figure
P40				
Tie Rod End				
1990-1979	5,000 lb. (F050) Axle, 4.93" Length, (Greaseable Socket Reduces Corrosion/Wear)	Left Outer	ES2061L ‡	1
	5,000 lb. (F050) Axle, 4.93" Length, (Greaseable Socket Reduces Corrosion/Wear)	Right Outer	ES2062R ‡	1
PS40				
Leaf Spring Bushing				
1970-1967		Front	K200923	2
SS40				
Leaf Spring Bushing				
1971-1968		Front	K200923	2
TS40				
Leaf Spring Bushing				
1968-1967		Front	K200923	2
TT40				
Leaf Spring Bushing				
1969-1967		Front	K200923	2

CHEVROLET TRUCK-50, 500, 5000 Series

FRONT SUSPENSION



F121

Year	Model/Application	Part	P/C Qty	Figure
5100				
Leaf Spring Bolt				
1956-1955		Front	K150300	2
5400				
Leaf Spring Bolt				
1956-1955		Front	K150300	2
1954-1949		Rear	K150346	2 F121
5700				
Leaf Spring Bolt				
1956-1955		Front	K150300	2
C50				
King Bolt Set				
1990	8,100 lb. (FL1) Axle, 1.614" X 8.035", (Contains Metal Bushing, Non Tapered Thread)		8659B	1
1990-1980	7,000 lb. (F070) Axle, 1.249" X 7.890", (Contains Metal Bushing, One Keyway)		8491B	1
	7,000 lb. (F070) Axle, 1.249" X 7.890", (Contains Nylon Bushing, One Keyway)		8491N	1
	7,000 lb. (F070) Axle, 1.259" X 7.890", (Contains Metal Bushing, Oversize, One Keyway)		8491B010	1
	5,000 lb. (F050) Axle, 2nd Design, 1.179" X 6.360", (Contains Metal Bushing, One Keyway)		8570B	1
1990-1979	5,000 lb. (F050) Axle, 1.179" X 6.360", (Contains Nylon Bushing, One Keyway)		8570N	1
	5,000 lb. (F050) Axle, 1.189" X 6.360", (Contains Metal Bushing, Oversize, One Keyway)		8570B010	1
1965-1964	5,000 lb. (F050) Axle, 1.109" X 6.344", (Contains Nylon Bushing, Thrust Bearing Design, One Keyway)		8492N	1

(Cont.) 50, 500, 5000 Series-CHEVROLET TRUCK

FRONT SUSPENSION (Cont.)

Year	Model/Application	Part	P/C Qty	Figure
C50				
King Bolt Set				
1965-1964 (Cont.)	5,000 lb. (F050) Axle, 1.109" X 6.344", (Metal Bushing, Thrust Bearing Design, One Keyway)	8492B	1	
1965-1963	4,000 lb. Axle, .921" Pin Diameter, 5.64" Length, (Contains Metal Bushing, One Keyway) 7,000 lb. Axle, 1.249" X 7.890", (Contains Nylon Bushing, One Keyway) 7,000 lb. Axle, 1.259" X 7.890", (Contains Metal Bushing, Oversize, One Keyway)	8445B 8491N 8491B010	1 1 1	
1964-1963	5,000 lb. Axle, 1.109" X 6.344", (Metal Bushing, Thrust Washer Design, One Keyway)	8484T	1	
CE50				
King Bolt Set				
1978-1975	5,000 lb. (F050) Axle, 1.179" X 6.360", (Contains Nylon Bushing, One Keyway)	8570N	1	
1975-1969	5,000 lb. (F050) Axle, 9,000 lb. Axle, 1.109" X 6.344", (Contains Nylon Bushing, Thrust Bearing Design, One Keyway) 5,000 lb. (F050) Axle, 9,000 lb. Axle, 1.109" X 6.344", (Metal Bushing, Thrust Bearing Design, One Keyway)	8492N 8492B	1 1	
1974-1969	5,000 lb. (F050) Axle, 1.109" X 6.343", (Contains Washer Bearing And Metal Bushing, One Keyway)	8343B	1	
1972-1971	9,000 lb. Axle, 1.186/1.434" X 8.750", (Contains Metal Bushing, Tapered Bolt) 9,000 lb. Axle, 1.186/1.434" X 8.750", (Contains Nylon Bushing, Tapered Bolt)	8462B 8462N	1 1	
1972-1969	7,000 lb. (F070) Axle, 1.249" X 7.890", (Contains Nylon Bushing, One Keyway)	8491N	1	
1970-1967	11,000 lb. Axle, 1.309/1.607" X 9.750", (Contains Metal Bushing, Tapered Bolt) 11,000 lb. Axle, 1.309/1.607" X 9.750", (Tapered Bolt, Contains Nylon Bushing)	8386B 8386N	1 1	
CG50				
King Bolt Set				
1972	5,000 lb. (F050) Axle, 1.109" X 6.343", (Contains Washer Bearing And Metal Bushing, One Keyway) 5,000 lb. (F050) Axle, 5,500 lb. Axle, 9,000 lb. Axle, 1.109" X 6.344", (Contains Nylon Bushing, Thrust Bearing Design, One Keyway) 5,000 lb. (F050) Axle, 5,500 lb. Axle, 9,000 lb. Axle, 1.109" X 6.344", (Metal Bushing, Thrust Bearing Design, One Keyway) 9,000 lb. Axle, 1.186/1.434" X 8.750", (Contains Metal Bushing, Tapered Bolt) 9,000 lb. Axle, 1.186/1.434" X 8.750", (Contains Nylon Bushing, Tapered Bolt) 9,000 lb. Axle, 1.189" X 6.360", (Contains Metal Bushing, Oversize, One Keyway) 7,000 lb. (F070) Axle, 1.249" X 7.890", (Contains Nylon Bushing, One Keyway) 7,000 lb. (F070) Axle, 1.259" X 7.890", (Contains Metal Bushing, Oversize, One Keyway)	8343B 8492N 8492B 8462B 8462N 8570B010 8491N 8491B010	1 1 1 1 1 1 1 1	
1970	5,000 lb. (F050) Axle, 1.109" X 6.343", (Contains Washer Bearing And Metal Bushing, One Keyway) 5,000 lb. (F050) Axle, 5,500 lb. Axle, 9,000 lb. Axle, 1.109" X 6.344", (Contains Nylon Bushing, Thrust Bearing Design, One Keyway) 5,000 lb. (F050) Axle, 5,500 lb. Axle, 9,000 lb. Axle, 1.109" X 6.344", (Metal Bushing, Thrust Bearing Design, One Keyway) 9,000 lb. Axle, 1.186/1.434" X 8.750", (Contains Metal Bushing, Tapered Bolt) 9,000 lb. Axle, 1.186/1.434" X 8.750", (Contains Nylon Bushing, Tapered Bolt) 9,000 lb. Axle, 1.189" X 6.360", (Contains Metal Bushing, Oversize, One Keyway) 7,000 lb. (F070) Axle, 1.249" X 7.890", (Contains Nylon Bushing, One Keyway) 7,000 lb. (F070) Axle, 1.259" X 7.890", (Contains Metal Bushing, Oversize, One Keyway)	8343B 8492N 8492B 8462B 8462N 8570B010 8491N 8491B010	1 1 1 1 1 1 1 1	
1970-1967	11,000 lb. Axle, 1.309/1.607" X 9.750", (Contains Metal Bushing, Tapered Bolt) 11,000 lb. Axle, 1.309/1.607" X 9.750", (Tapered Bolt, Contains Nylon Bushing)	8386B 8386N	1 1	
CS50				
King Bolt Set				
1974-1973	5,000 lb. (F050) Axle, 1.109" X 6.343", (Contains Washer Bearing And Metal Bushing, One Keyway) 5,000 lb. (F050) Axle, 5,500 lb. Axle, 1.109" X 6.344", (Contains Nylon Bushing, Thrust Bearing Design, One Keyway) 5,000 lb. (F050) Axle, 5,500 lb. Axle, 1.109" X 6.344", (Metal Bushing, Thrust Bearing Design, One Keyway)	8343B 8492N 8492B	1 1 1	
L50				
King Bolt Set				
1965-1964	5,000 lb. Axle, 1.109" X 6.344", (Contains Nylon Bushing, Thrust Bearing Design, One Keyway) 5,000 lb. Axle, 1.109" X 6.344", (Metal Bushing, Thrust Bearing Design, One Keyway)	8492N 8492B	1 1	
1965-1963	4,000 lb. Axle, .921" Pin Diameter, 5.64" Length, (Contains Metal Bushing, One Keyway) 5,000 lb. Axle, 1.109" X 6.344", (Metal Bushing, Thrust Washer Design, One Keyway) 9,000 lb. Axle, 1.186/1.434" X 8.750", (Contains Metal Bushing, Tapered Bolt) 9,000 lb. Axle, 1.186/1.434" X 8.750", (Contains Nylon Bushing, Tapered Bolt) 7,000 lb. Axle, 1.249" X 7.890", (Contains Nylon Bushing, One Keyway) 7,000 lb. Axle, 1.259" X 7.890", (Contains Metal Bushing, Oversize, One Keyway)	8445B 8484T 8462B 8462N 8491N 8491B010	1 1 1 1 1 1	
1965-1962	11,000 lb. Axle, 1.309/1.607" X 9.750", (Contains Metal Bushing, Tapered Bolt) 11,000 lb. Axle, 1.309/1.607" X 9.750", (Tapered Bolt, Contains Nylon Bushing)	8386B 8386N	1 1	
LS50				
King Bolt Set				
1966	4,000 lb. Axle, .921" Pin Diameter, 5.64" Length, (Contains Metal Bushing, One Keyway) 5,000 lb. Axle, 1.109" X 6.344", (Contains Nylon Bushing, Thrust Bearing Design, One Keyway)	8445B 8492N	1 1	

CHEVROLET TRUCK-50, 500, 5000 Series (Cont.)

FRONT SUSPENSION (Cont.)

Year	Model/Application	Part	P/C Qty	Figure
LS50				
King Bolt Set				
1966 (Cont.)	5,000 lb. Axle, 1.109" X 6.344", (Metal Bushing, Thrust Bearing Design, One Keyway)	8492B	1	
	5,000 lb. Axle, 1.109" X 6.344", (Metal Bushing, Thrust Washer Design, One Keyway)	8484T	1	
	9,000 lb. Axle, 1.186/1.434" X 8.750", (Contains Metal Bushing, Tapered Bolt)	8462B	1	
	9,000 lb. Axle, 1.186/1.434" X 8.750", (Contains Nylon Bushing, Tapered Bolt)	8462N	1	
	7,000 lb. Axle, 1.249" X 7.890", (Contains Nylon Bushing, One Keyway)	8491N	1	
	7,000 lb. Axle, 1.259" X 7.890", (Contains Metal Bushing, Oversize, One Keyway)	8491B010	1	
	11,000 lb. Axle, 1.309/1.607" X 9.750", (Contains Metal Bushing, Tapered Bolt) 11,000 lb. Axle, 1.309/1.607" X 9.750", (Tapered Bolt, Contains Nylon Bushing)	8386B 8386N	1 1	
ME50				
King Bolt Set				
1970-1967	5,000 lb. Axle, 1.109" X 6.344", (Contains Nylon Bushing, Thrust Bearing Design, One Keyway)	8492N	1	
	5,000 lb. Axle, 1.109" X 6.344", (Metal Bushing, Thrust Bearing Design, One Keyway)	8492B	1	
	5,000 lb. Axle, 1.109" X 6.344", (Metal Bushing, Thrust Washer Design, One Keyway)	8484T	1	
	9,000 lb. Axle, 1.186/1.434" X 8.750", (Contains Metal Bushing, Tapered Bolt)	8462B	1	
	9,000 lb. Axle, 1.186/1.434" X 8.750", (Contains Nylon Bushing, Tapered Bolt)	8462N	1	
	7,000 lb. Axle, 1.249" X 7.890", (Contains Nylon Bushing, One Keyway)	8491N	1	
	7,000 lb. Axle, 1.259" X 7.890", (Contains Metal Bushing, Oversize, One Keyway)	8491B010	1	
N50				
King Bolt Set				
1966-1965	9,000 lb. Axle, 1.186/1.434" X 8.750", (Contains Metal Bushing, Tapered Bolt)	8462B	1	
	9,000 lb. Axle, 1.186/1.434" X 8.750", (Contains Nylon Bushing, Tapered Bolt)	8462N	1	
	7,000 lb. Axle, 1.249" X 7.890", (Contains Nylon Bushing, One Keyway)	8491N	1	
	7,000 lb. Axle, 1.259" X 7.890", (Contains Metal Bushing, Oversize, One Keyway)	8491B010	1	
P50				
King Bolt Set				
1965	4,000 lb. (F040) Axle, .921" Pin Diameter, 5.64" Length, (Contains Metal Bushing, One Keyway)	8445B	1	
	5,000 lb. Axle, 1.109" X 6.344", (Contains Nylon Bushing, Thrust Bearing Design, One Keyway)	8492N	1	
	5,000 lb. Axle, 1.109" X 6.344", (Metal Bushing, Thrust Bearing Design, One Keyway)	8492B	1	
	5,000 lb. Axle, 1.109" X 6.344", (Metal Bushing, Thrust Washer Design, One Keyway)	8484T	1	
PS50				
King Bolt Set				
1966	4,000 lb. (F040) Axle, .921" Pin Diameter, 5.64" Length, (Contains Metal Bushing, One Keyway)	8445B	1	
	5,000 lb. Axle, 1.109" X 6.344", (Contains Nylon Bushing, Thrust Bearing Design, One Keyway)	8492N	1	
	5,000 lb. Axle, 1.109" X 6.344", (Metal Bushing, Thrust Bearing Design, One Keyway)	8492B	1	
Q50				
King Bolt Set				
1966-1965	4,000 lb. Axle, .921" Pin Diameter, 5.64" Length, (Contains Metal Bushing, One Keyway)	8445B	1	
	5,000 lb. Axle, 1.109" X 6.344", (Contains Nylon Bushing, Thrust Bearing Design, One Keyway)	8492N	1	
	5,000 lb. Axle, 1.109" X 6.344", (Metal Bushing, Thrust Bearing Design, One Keyway)	8492B	1	
	9,000 lb. Axle, 1.186/1.434" X 8.750", (Contains Metal Bushing, Tapered Bolt)	8462B	1	
	9,000 lb. Axle, 1.186/1.434" X 8.750", (Contains Nylon Bushing, Tapered Bolt)	8462N	1	
	7,000 lb. Axle, 1.249" X 7.890", (Contains Nylon Bushing, One Keyway)	8491N	1	
	7,000 lb. Axle, 1.259" X 7.890", (Contains Metal Bushing, Oversize, One Keyway)	8491B010	1	
S50				
King Bolt Set				
1965	7,000 lb. Axle, 1.249" X 7.890", (Contains Nylon Bushing, One Keyway)	8491N	1	
	7,000 lb. Axle, 1.259" X 7.890", (Contains Metal Bushing, Oversize, One Keyway)	8491B010	1	
1965-1964	5,000 lb. Axle, 1.109" X 6.344", (Contains Nylon Bushing, Thrust Bearing Design, One Keyway)	8492N	1	
	5,000 lb. Axle, 1.109" X 6.344", (Metal Bushing, Thrust Bearing Design, One Keyway)	8492B	1	
1965-1963	4,000 lb. Axle, .921" Pin Diameter, 5.64" Length, (Contains Metal Bushing, One Keyway)	8445B	1	
	9,000 lb. Axle, 1.186/1.434" X 8.750", (Contains Metal Bushing, Tapered Bolt)	8462B	1	
	9,000 lb. Axle, 1.186/1.434" X 8.750", (Contains Nylon Bushing, Tapered Bolt)	8462N	1	
1964	7,000 lb. Axle, Roller Bearing .625" Thick, 1.249" X 7.890", (Contains Nylon Bushing, One Keyway)	8491N	1	
	7,000 lb. Axle, Roller Bearing .625" Thick, 1.259" X 7.890", (Contains Metal Bushing, Oversize, One Keyway)	8491B010	1	
1964-1963	5,000 lb. Axle, 1.109" X 6.344", (Metal Bushing, Thrust Washer Design, One Keyway)	8484T	1	
SE50				
King Bolt Set				
1971-1967	5,000 lb. Axle, 1.109" X 6.344", (Contains Nylon Bushing, Thrust Bearing Design, One Keyway)	8492N	1	
	5,000 lb. Axle, 1.109" X 6.344", (Metal Bushing, Thrust Bearing Design, One Keyway)	8492B	1	
	9,000 lb. Axle, 1.186/1.434" X 8.750", (Contains Metal Bushing, Tapered Bolt)	8462B	1	
	9,000 lb. Axle, 1.186/1.434" X 8.750", (Contains Nylon Bushing, Tapered Bolt)	8462N	1	
	7,000 lb. Axle, 1.249" X 7.890", (Contains Nylon Bushing, One Keyway)	8491N	1	
	7,000 lb. Axle, 1.259" X 7.890", (Contains Metal Bushing, Oversize, One Keyway)	8491B010	1	

CHEVROLET TRUCK-50, 500, 5000 Series (Cont.)

STEERING

Year	Model/Application	Part	P/C Qty	Figure
C50				
Drag Link Assembly				
1990	8,000 lb. (FL1) Axle, 11,000 lb. (FL2) Axle, Air Brakes, 20.28" Center To Center 8,000 lb. (FL1) Axle, 11,000 lb. (FL2) Axle, Hydraulic Brakes, 20.65" Center To Center	DS1277 DS1216	1 1	
1990-1979	5,000 lb. (F050) Axle, 17" Center To Center, (Greaseable Socket Reduces Corrosion/Wear)	DS1064 ‡	1	
Tie Rod End				
1990	8,100 lb. (FL1) Axle, 1.000" - 16 Threads, 5.00" Length 8,100 lb. (FL1) Axle, 1.000" - 16 Threads, 5.00" Length	Left ES3268L Right ES3269R	1 1	
1990-1988	7,000 lb. (F070) Axle, 10.080" Length 7,000 lb. (F070) Axle, 10.080" Length	Left Outer ES3026L Right Outer ES3027R	1 1	
1990-1979	5,000 lb. (F050) Axle, 1.000" - 16 Threads, 4.93" Length, (Greaseable Socket Reduces Corrosion/Wear) 5,000 lb. (F050) Axle, 1.000" - 16 Threads, 4.93" Length, (Greaseable Socket Reduces Corrosion/Wear)	Left ES2061L ‡ Right ES2062R ‡	1 1	
1965-1963	5,000 lb. (F050) Axle, 1.000" - 16 Threads, 5.86" Length, (Greaseable Socket Reduces Corrosion/Wear) 5,000 lb. (F050) Axle, 1.000" - 16 Threads, 5.86" Length, (Greaseable Socket Reduces Corrosion/Wear)	Left ES330L ‡ Right ES330R ‡	1 1	
CE50				
Tie Rod End				
1978-1977	5,000 lb. (F050) Axle, 1.000" - 16 Threads, 4.93" Length, (Greaseable Socket Reduces Corrosion/Wear) 5,000 lb. (F050) Axle, 1.000" - 16 Threads, 4.93" Length, (Greaseable Socket Reduces Corrosion/Wear)	Left ES2061L ‡ Right ES2062R ‡	1 1	
1977-1969	5,000 lb. (F050) Axle, 5,500 lb. Axle, 1.000" - 16 Threads, 5.86" Length, (Greaseable Socket Reduces Corrosion/Wear) 5,000 lb. (F050) Axle, 5,500 lb. Axle, 1.000" - 16 Threads, 5.86" Length, (Greaseable Socket Reduces Corrosion/Wear)	Left ES330L ‡ Right ES330R ‡	1 1	
1972-1971	9,000 lb. Axle, 1.000" - 16 Threads, 3.750" Length, (Powdered Metal Gusher Brg. For Better Lubrication) 9,000 lb. Axle, 1.000" - 16 Threads, 3.750" Length, (Powdered Metal Gusher Brg. For Better Lubrication)	Left ES176L ‡ Right ES176R ‡	1 1	
CG50				
Tie Rod End				
1972	9,000 lb. Axle, 1.000" - 16 Threads, 3.750" Length, (Powdered Metal Gusher Brg. For Better Lubrication) 9,000 lb. Axle, 1.000" - 16 Threads, 3.750" Length, (Powdered Metal Gusher Brg. For Better Lubrication) 5,000 lb. (F050) Axle, 5,500 lb. Axle, 1.000" - 16 Threads, 5.86" Length, (Greaseable Socket Reduces Corrosion/Wear) 5,000 lb. (F050) Axle, 5,500 lb. Axle, 1.000" - 16 Threads, 5.86" Length, (Greaseable Socket Reduces Corrosion/Wear)	Left ES176L ‡ Right ES176R ‡ Left ES330L ‡ Right ES330R ‡	1 1 1 1	
1970	5,000 lb. (F050) Axle, 5,500 lb. Axle, 1.000" - 16 Threads, 5.86" Length, (Greaseable Socket Reduces Corrosion/Wear) 5,000 lb. (F050) Axle, 5,500 lb. Axle, 1.000" - 16 Threads, 5.86" Length, (Greaseable Socket Reduces Corrosion/Wear)	Left ES330L ‡ Right ES330R ‡	1 1	
CS50				
Tie Rod End				
1974-1973	5,000 lb. (F0500) Axle, 1.000" - 16 Threads, 5.86" Length, (Greaseable Socket Reduces Corrosion/Wear) 5,000 lb. (F050) Axle, 1.000" - 16 Threads, 5.86" Length, (Greaseable Socket Reduces Corrosion/Wear)	Left ES330L ‡ Right ES330R ‡	1 1	
L50				
Tie Rod End				
1965-1963	9,000 lb. Axle, 1.000" - 16 Threads, 3.750" Length, (Powdered Metal Gusher Brg. For Better Lubrication) 9,000 lb. Axle, 1.000" - 16 Threads, 3.750" Length, (Powdered Metal Gusher Brg. For Better Lubrication) 5,000 lb. Axle, 1.000" - 16 Threads, 5.86" Length, (Greaseable Socket Reduces Corrosion/Wear) 5,000 lb. Axle, 1.000" - 16 Threads, 5.86" Length, (Greaseable Socket Reduces Corrosion/Wear)	Left ES176L ‡ Right ES176R ‡ Left ES330L ‡ Right ES330R ‡	1 1 1 1	
LS50				
Tie Rod End				
1966	9,000 lb. Axle, 1.000" - 16 Threads, 3.750" Length, (Powdered Metal Gusher Brg. For Better Lubrication) 9,000 lb. Axle, 1.000" - 16 Threads, 3.750" Length, (Powdered Metal Gusher Brg. For Better Lubrication) 5,000 lb. Axle, 1.000" - 16 Threads, 5.86" Length, (Greaseable Socket Reduces Corrosion/Wear)	Left ES176L ‡ Right ES176R ‡ Left ES330L ‡	1 1 1	

(Cont.) 50, 500, 5000 Series-CHEVROLET TRUCK

STEERING (Cont.)

Year	Model/Application	Part	P/C Qty	Figure
LS50				
Tie Rod End				
1966 (Cont.)	5,000 lb. Axle, 1.000" - 16 Threads, 5.86" Length, (Greaseable Socket Reduces Corrosion/Wear)	Right ES330R ‡	1	
ME50				
Tie Rod End				
1970-1967	9,000 lb. Axle, 1.000" - 16 Threads, 3.750" Length, (Powdered Metal Gusher Brg. For Better Lubrication)	Left ES176L ‡	1	
	9,000 lb. Axle, 1.000" - 16 Threads, 3.750" Length, (Powdered Metal Gusher Brg. For Better Lubrication)	Right ES176R ‡	1	
	5,000 lb. Axle, 1.000" - 16 Threads, 5.86" Length, (Greaseable Socket Reduces Corrosion/Wear)	Left ES330L ‡	1	
	5,000 lb. Axle, 1.000" - 16 Threads, 5.86" Length, (Greaseable Socket Reduces Corrosion/Wear)	Right ES330R ‡	1	
N50				
Tie Rod End				
1966-1965	9,000 lb. Axle, Except Tilt Cab, 1.000" - 16 Threads, 3.750" Length, (Powdered Metal Gusher Brg. For Better Lubrication)	Left ES176L ‡	1	
	9,000 lb. Axle, Except Tilt Cab, 1.000" - 16 Threads, 3.750" Length, (Powdered Metal Gusher Brg. For Better Lubrication)	Right ES176R ‡	1	
P50				
Tie Rod End				
1965	5,000 lb. Axle, 1.000" - 16 Threads, 5.86" Length, (Greaseable Socket Reduces Corrosion/Wear)	Left ES330L ‡	1	
	1.000" - 16 Threads, 5.86" Length, (Greaseable Socket Reduces Corrosion/Wear)	Right ES330R ‡	1	
PS50				
Tie Rod End				
1966	5,000 lb. Axle, 1.000" - 16 Threads, 5.86" Length, (Greaseable Socket Reduces Corrosion/Wear)	Left ES330L ‡	1	
	5,000 lb. Axle, 1.000" - 16 Threads, 5.86" Length, (Greaseable Socket Reduces Corrosion/Wear)	Right ES330R ‡	1	
Q50				
Tie Rod End				
1966-1965	9,000 lb. Axle, 1.000" - 16 Threads, 3.750" Length, (Powdered Metal Gusher Brg. For Better Lubrication)	Left ES176L ‡	1	
	9,000 lb. Axle, 1.000" - 16 Threads, 3.750" Length, (Powdered Metal Gusher Brg. For Better Lubrication)	Right ES176R ‡	1	
	5,000 lb. Axle, 1.000" - 16 Threads, 5.86" Length, (Greaseable Socket Reduces Corrosion/Wear)	Left ES330L ‡	1	
	5,000 lb. Axle, 1.000" - 16 Threads, 5.86" Length, (Greaseable Socket Reduces Corrosion/Wear)	Right ES330R ‡	1	
S50				
Tie Rod End				
1965-1963	5,000 lb. Axle, 1.000" - 16 Threads, 5.86" Length, (Greaseable Socket Reduces Corrosion/Wear)	Left ES330L ‡	1	
	5,000 lb. Axle, 1.000" - 16 Threads, 5.86" Length, (Greaseable Socket Reduces Corrosion/Wear)	Right ES330R ‡	1	
1965-1962	9,000 lb. Axle, 1.000" - 16 Threads, 3.750" Length, (Powdered Metal Gusher Brg. For Better Lubrication)	Left ES176L ‡	1	
	9,000 lb. Axle, 1.000" - 16 Threads, 3.750" Length, (Powdered Metal Gusher Brg. For Better Lubrication)	Right ES176R ‡	1	
SE50				
Tie Rod End				
1971-1967	9,000 lb. Axle, 1.000" - 16 Threads, 3.750" Length, (Powdered Metal Gusher Brg. For Better Lubrication)	Left ES176L ‡	1	
	9,000 lb. Axle, 1.000" - 16 Threads, 3.750" Length, (Powdered Metal Gusher Brg. For Better Lubrication)	Right ES176R ‡	1	
	5,000 lb. Axle, 1.000" - 16 Threads, 5.86" Length, (Greaseable Socket Reduces Corrosion/Wear)	Left ES330L ‡	1	
	5,000 lb. Axle, 1.000" - 16 Threads, 5.86" Length, (Greaseable Socket Reduces Corrosion/Wear)	Right ES330R ‡	1	
SG50				
Tie Rod End				
1972	9,000 lb. Axle, 1.000" - 16 Threads, 3.750" Length, (Powdered Metal Gusher Brg. For Better Lubrication)	Left ES176L ‡	1	
	9,000 lb. Axle, 1.000" - 16 Threads, 3.750" Length, (Powdered Metal Gusher Brg. For Better Lubrication)	Right ES176R ‡	1	
	5,000 lb. Axle, 1.000" - 16 Threads, 5.86" Length, (Greaseable Socket Reduces Corrosion/Wear)	Left ES330L ‡	1	
	5,000 lb. Axle, 1.000" - 16 Threads, 5.86" Length, (Greaseable Socket Reduces Corrosion/Wear)	Right ES330R ‡	1	

CHEVROLET TRUCK-50, 500, 5000 Series (Cont.)

STEERING (Cont.)

Year	Model/Application	Part	P/C Qty	Figure
SS50				
Tie Rod End				
1967-1966	9,000 lb. Axle, 1.000" - 16 Threads, 3.750" Length, (Powdered Metal Gusher Brg. For Better Lubrication)	Left	ES176L ‡	1
		Right	ES176R ‡	1
	5,000 lb. Axle, 1.000" - 16 Threads, 5.86" Length, (Greaseable Socket Reduces Corrosion/Wear)	Left	ES330L ‡	1
		Right	ES330R ‡	1
		Right	ES330R ‡	1
T50				
Tie Rod End				
1965	9,000 lb. Axle, 1.000" - 16 Threads, 3.750" Length, (Powdered Metal Gusher Brg. For Better Lubrication)	Left	ES176L ‡	1
		Right	ES176R ‡	1
	5,000 lb. Axle, 1.000" - 16 Threads, 5.86" Length, (Greaseable Socket Reduces Corrosion/Wear)	Left	ES330L ‡	1
		Right	ES330R ‡	1
		Right	ES330R ‡	1
TE50				
Tie Rod End				
1972-1967	5,000 lb. Axle, 5,500 lb. (F055) Axle, 1.000" - 16 Threads, 5.86" Length, (Greaseable Socket Reduces Corrosion/Wear)	Left	ES330L ‡	1
		Right	ES330R ‡	1
1970-1967	9,000 lb. Axle, 1.000" - 16 Threads, 3.750" Length, (Powdered Metal Gusher Brg. For Better Lubrication)	Left	ES176L ‡	1
		Right	ES176R ‡	1
TG50				
Tie Rod End				
1972	5,000 lb. Axle, 5,500 lb. (F055) Axle, 1.000" - 16 Threads, 5.86" Length, (Greaseable Socket Reduces Corrosion/Wear)	Left	ES330L ‡	1
		Right	ES330R ‡	1
1969-1967	9,000 lb. Axle, 1.000" - 16 Threads, 3.750" Length, (Powdered Metal Gusher Brg. For Better Lubrication)	Left	ES176L ‡	1
		Right	ES176R ‡	1
	5,000 lb. Axle, 1.000" - 16 Threads, 5.86" Length, (Greaseable Socket Reduces Corrosion/Wear)	Left	ES330L ‡	1
		Right	ES330R ‡	1
		Right	ES330R ‡	1
TS50				
Tie Rod End				
1966	9,000 lb. Axle, 1.000" - 16 Threads, 3.750" Length, (Powdered Metal Gusher Brg. For Better Lubrication)	Left	ES176L ‡	1
		Right	ES176R ‡	1
	5,000 lb. Axle, 1.000" - 16 Threads, 5.86" Length, (Greaseable Socket Reduces Corrosion/Wear)	Left	ES330L ‡	1
		Right	ES330R ‡	1
		Right	ES330R ‡	1

REAR SUSPENSION

Year	Model/Application	Part	P/C Qty	Figure
5000 Series				
Leaf Spring Bolt				
1959-1947		Front	K150305	2
		Rear	K150305	2
Lock Pin				
1959-1947		Front	K150327	2
		Rear	K150327	2
5100				
Leaf Spring Bolt				
1956-1950		Front	K150305	2
		Rear	K150305	2
Lock Pin				
1956-1950		Front	K150327	2
		Rear	K150327	2

(Cont.) 50, 500, 5000 Series-CHEVROLET TRUCK

REAR SUSPENSION (Cont.)

Year	Model/Application	Part	P/C Qty	Figure
5400				
Leaf Spring Bolt				
1956-1950		Front Rear	K150305 K150305	2 2
Lock Pin				
1956-1950		Front Rear	K150327 K150327	2 2
5700				
Leaf Spring Bolt				
1956-1950		Front Rear	K150305 K150305	2 2
Lock Pin				
1956-1950		Front Rear	K150327 K150327	2 2
C50				
Leaf Spring Bushing				
1986-1979	Conventional Cab	Front	K200923	2
1965-1963		Front	K200923	2
Lock Pin				
1962-1960		Front Rear	K150327 K150327	2 2
CE50				
Leaf Spring Bushing				
1978-1973	Conventional Cab	Front	K200923	2
1972-1966		Front	K200923	2
CG50				
Leaf Spring Bushing				
1972		Front	K200923	2
1970-1967		Front	K200923	2
CS50				
Leaf Spring Bushing				
1974-1973	Conventional Cab	Front	K200923	2
1966		Front	K200923	2
L50				
Leaf Spring Bushing				
1965-1963		Front	K200923	2
Lock Pin				
1962-1960		Front Rear	K150327 K150327	2 2
LS50				
Leaf Spring Bushing				
1966		Front	K200923	2
ME50				
Leaf Spring Bushing				
1970-1967		Front	K200923	2
N50				
Leaf Spring Bushing				
1966-1965		Front	K200923	2
P50				
Leaf Spring Bushing				
1965		Front	K200923	2
PS50				
Leaf Spring Bushing				
1966		Front	K200923	2
Q50				
Leaf Spring Bushing				
1966-1965		Front	K200923	2

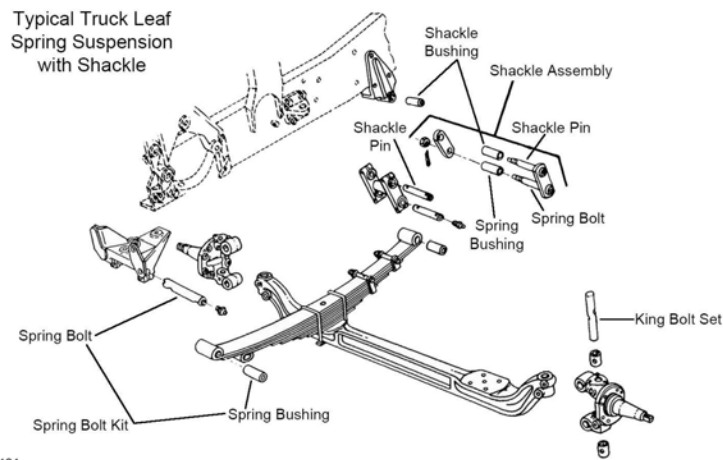
CHEVROLET TRUCK-50, 500, 5000 Series (Cont.)

REAR SUSPENSION (Cont.)

Year	Model/Application	Part	P/C Qty	Figure
S50				
Leaf Spring Bushing				
1965-1963		Front	K200923	2
Lock Pin				
1962-1960		Front Rear	K150327 K150327	2 2
SE50				
Leaf Spring Bushing				
1971-1967		Front	K200923	2
SE5000				
Leaf Spring Bushing				
1968-1967		Front	K200923	2
SG50				
Leaf Spring Bushing				
1972		Front	K200923	2
SS50				
Leaf Spring Bushing				
1967-1966		Front	K200923	2
T50				
Leaf Spring Bushing				
1965		Front	K200923	2
TE50				
Leaf Spring Bushing				
1972-1967		Front	K200923	2
TG50				
Leaf Spring Bushing				
1972		Front	K200923	2
1969-1967		Front	K200923	2
TS50				
Leaf Spring Bushing				
1966		Front	K200923	2

CHEVROLET TRUCK-60, 600, 6000 Series

FRONT SUSPENSION



F121

Year	Model/Application	Part	P/C Qty	Figure
6100				
Leaf Spring Bolt				
1959-1958		Front	K150300	2

(Cont.) 60, 600, 6000 Series-CHEVROLET TRUCK

FRONT SUSPENSION (Cont.)

Year	Model/Application	Part	P/C Qty	Figure
6100				
Leaf Spring Bolt				
1957	Except Low Cab Forward	Front	K150300	2
1956		Front	K150346	2 F121
1955	Cab Over Engine, First Series	Rear	K150346	2 F121
	Except Cab Over Engine, First Series	Front	K150346	2 F121
	Second Series	Front	K150346	2 F121
1954-1949	Cab Over Engine	Rear	K150346	2 F121
	Except Cab Over Engine	Front	K150346	2 F121
Leaf Spring Shackle				
1959-1956	Conventional S, T, V, W, X, 4C, 6A, 6B, 6C, (Center Bolt Not Included)		K150240	2
1955	Conventional Cab, Except Double Duty, First Series, (Center Bolt Not Included)		K150240	2
	Conventional S, T, V, W, X, 4C, 6A, 6B, 6C, Second Series, (Center Bolt Not Included)		K150240	2
1954-1949	Conventional Cab, Except Double Duty, (Center Bolt Not Included)		K150240	2
6300				
Leaf Spring Bolt				
1959-1958		Front	K150300	2
Leaf Spring Shackle				
1959-1958	Conventional S, T, V, W, X, 4C, 6A, 6B, 6C, (Center Bolt Not Included)		K150240	2
6400				
Leaf Spring Bolt				
1959-1958		Front	K150300	2
1957	Except Low Cab Forward	Front	K150300	2
1956		Front	K150346	2 F121
1955	Cab Over Engine, First Series	Rear	K150346	2 F121
	Except Cab Over Engine, First Series	Front	K150346	2 F121
	Second Series	Front	K150346	2 F121
1954-1949	Cab Over Engine	Rear	K150346	2 F121
	Except Cab Over Engine	Front	K150346	2 F121
Leaf Spring Shackle				
1959-1956	Conventional S, T, V, W, X, 4C, 6A, 6B, 6C, (Center Bolt Not Included)		K150240	2
1955	Conventional Cab, Except Double Duty, First Series, (Center Bolt Not Included)		K150240	2
	Conventional S, T, V, W, X, 4C, 6A, 6B, 6C, Second Series, (Center Bolt Not Included)		K150240	2
1954-1949	Conventional Cab, Except Double Duty, (Center Bolt Not Included)		K150240	2
6500				
Leaf Spring Bolt				
1959-1958		Front	K150300	2
1957	Except Low Cab Forward	Front	K150300	2
1956		Front	K150346	2 F121
1955	Cab Over Engine, First Series	Rear	K150346	2 F121
	Except Cab Over Engine, First Series	Front	K150346	2 F121
	Second Series	Front	K150346	2 F121
1954-1950	Cab Over Engine	Rear	K150346	2 F121
	Except Cab Over Engine	Front	K150346	2 F121
Leaf Spring Shackle				
1959-1956	Conventional S, T, V, W, X, 4C, 6A, 6B, 6C, (Center Bolt Not Included)		K150240	2
1955	Conventional Cab, Except Double Duty, First Series, (Center Bolt Not Included)		K150240	2
	Conventional S, T, V, W, X, 4C, 6A, 6B, 6C, Second Series, (Center Bolt Not Included)		K150240	2
1954-1950	Conventional Cab, Except Double Duty, (Center Bolt Not Included)		K150240	2
6700				
Leaf Spring Bolt				
1957	Except Low Cab Forward	Front	K150300	2
1956		Front	K150346	2 F121
1955	Cab Over Engine, First Series	Rear	K150346	2 F121
	Except Cab Over Engine, First Series	Front	K150346	2 F121
	Second Series	Front	K150346	2 F121
1954-1949	Cab Over Engine	Rear	K150346	2 F121
	Except Cab Over Engine	Front	K150346	2 F121
Leaf Spring Shackle				
1957-1956	School Bus, R, Y, Z, 6D, 6E, (Center Bolt Not Included)		K150240	2
1955	First Series, (Center Bolt Not Included)		K150240	2

CHEVROLET TRUCK-60, 600, 6000 Series (Cont.)

FRONT SUSPENSION (Cont.)

Year	Model/Application	Part	P/C Qty	Figure
6700				
Leaf Spring Shackle				
1955 (Cont.)	R, Y, Z, 6D, 6E, Second Series, (Center Bolt Not Included)	K150240	2	
1954-1949	School Bus, (Center Bolt Not Included)	K150240	2	
6702				
Leaf Spring Bolt				
1959-1958		Front K150300	2	
1957	Except Low Cab Forward	Front K150300	2	
1956		Front K150346	2	F121
1955	Cab Over Engine, First Series Except Cab Over Engine, First Series Second Series	Rear K150346	2	F121
		Front K150346	2	F121
		Front K150346	2	F121
1954	Cab Over Engine Except Cab Over Engine	Rear K150346	2	F121
		Front K150346	2	F121
Leaf Spring Shackle				
1959-1956	School Bus, R, Y, Z, 6D, 6E, (Center Bolt Not Included)	K150240	2	
1955	First Series, (Center Bolt Not Included) R, Y, Z, 6D, 6E, Second Series, (Center Bolt Not Included)	K150240	2	
		K150240	2	
1954	School Bus, (Center Bolt Not Included)	K150240	2	
6703				
Leaf Spring Bolt				
1959-1958		Front K150300	2	
Leaf Spring Shackle				
1959-1958	Conventional S, T, V, W, X, 4C, 6A, 6B, 6C, (Center Bolt Not Included)	K150240	2	
6800				
Leaf Spring Bolt				
1959-1958		Front K150300	2	
1957	Except Low Cab Forward	Front K150300	2	
1956		Front K150346	2	F121
1955	Cab Over Engine, First Series Except Cab Over Engine, First Series Second Series	Rear K150346	2	F121
		Front K150346	2	F121
		Front K150346	2	F121
1954-1952	Cab Over Engine Except Cab Over Engine	Rear K150346	2	F121
		Front K150346	2	F121
Leaf Spring Shackle				
1959-1956	School Bus, R, Y, Z, 6D, 6E, (Center Bolt Not Included)	K150240	2	
1955	First Series, (Center Bolt Not Included) R, Y, Z, 6D, 6E, Second Series, (Center Bolt Not Included)	K150240	2	
		K150240	2	
1954-1952	School Bus, (Center Bolt Not Included)	K150240	2	
A60				
King Bolt Set				
1966-1965	9,000 lb. Axle, 1.186/1.434" X 8.750", (Contains Metal Bushing, Tapered Bolt) 9,000 lb. Axle, 1.186/1.434" X 8.750", (Contains Nylon Bushing, Tapered Bolt) 7,000 lb. (F070) Axle, 1.249" X 7.890", (Contains Nylon Bushing, One Keyway) 7,000 lb. (F070) Axle, 1.259" X 7.890", (Contains Metal Bushing, Oversize, One Keyway) 11,000 lb. Axle, 1.309/1.607" X 9.750", (Contains Metal Bushing, Tapered Bolt) 11,000 lb. Axle, 1.309/1.607" X 9.750", (Tapered Bolt, Contains Nylon Bushing)	8462B	1	
		8462N	1	
		8491N	1	
		8491B010	1	
		8386B	1	
		8386N	1	
B6				
King Bolt Set				
1990-1980	7,000 lb. (F070) Axle, 7,500 lb. (F070) Axle, 1.249" X 7.890", (Contains Metal Bushing, One Keyway)	8491B	1	
1990-1979	1.249" X 7.890", (Contains Nylon Bushing, One Keyway) 1.259" X 7.890", (Contains Metal Bushing, Oversize, One Keyway) 1.745" X 9.380", (Contains Metal Bushing, One Keyway)	8491N	1	
		8491B010	1	
		8613B	1	
1987-1979	1.186/1.434" X 8.750", (Contains Metal Bushing, Tapered Bolt) 1.186/1.434" X 8.750", (Contains Nylon Bushing, Tapered Bolt)	8462B	1	
		8462N	1	
C60				
King Bolt Set				
1989-1980	12,000 lb. (F120) Axle, 1.745" X 9.380", (Contains Metal Bushing, One Keyway) 5,000 lb. (F050) Axle, 2nd Design, 1.179" X 6.360", (Contains Metal Bushing, One Keyway) 7,000 lb. (F070) Axle, 2nd Design, 1.249" X 7.890", (Contains Metal Bushing, One Keyway)	8613B	1	
		8570B	1	
		8491B	1	
1989-1979	5,000 lb. (F050) Axle, 1.179" X 6.360", (Contains Nylon Bushing, One Keyway)	8570N	1	

(Cont.) 60, 600, 6000 Series-CHEVROLET TRUCK

FRONT SUSPENSION (Cont.)

Year	Model/Application	Part	P/C Qty	Figure
C60				
King Bolt Set				
1989-1979 (Cont.)	5,000 lb. (F050) Axle, 1.189" X 6.360", (Contains Metal Bushing, Oversize, One Keyway)	8570B010	1	
	7,000 lb. (F070) Axle, 1.249" X 7.890", (Contains Nylon Bushing, One Keyway)	8491N	1	
	7,000 lb. (F070) Axle, 1.259" X 7.890", (Contains Metal Bushing, Oversize, One Keyway)	8491B010	1	
1988-1979	9,000 lb. (F090) Axle, 1.186/1.434" X 8.750", (Contains Metal Bushing, Tapered Bolt)	8462B	1	
	9,000 lb. (F090) Axle, 1.186/1.434" X 8.750", (Contains Nylon Bushing, Tapered Bolt)	8462N	1	
1966-1964	5,000 lb. Axle, 1.109" X 6.344", (Contains Nylon Bushing, Thrust Bearing Design, One Keyway)	8492N	1	
	5,000 lb. Axle, 1.109" X 6.344", (Metal Bushing, Thrust Bearing Design, One Keyway)	8492B	1	
	7,000 lb. (F070) Axle, 1.249" X 7.890", (Contains Nylon Bushing, One Keyway)	8491N	1	
	7,000 lb. (F070) Axle, 1.259" X 7.890", (Contains Metal Bushing, Oversize, One Keyway)	8491B010	1	
1966-1962	9,000 lb. Axle, 1.186/1.434" X 8.750", (Contains Metal Bushing, Tapered Bolt)	8462B	1	
	9,000 lb. Axle, 1.186/1.434" X 8.750", (Contains Nylon Bushing, Tapered Bolt)	8462N	1	
1964-1963	5,000 lb. Axle, 1.109" X 6.344", (Metal Bushing, Thrust Washer Design, One Keyway)	8484T	1	
C6000				
King Bolt Set				
1989-1979	5,000 lb. (F050) Axle, 1.179" X 6.360", (Contains Nylon Bushing, One Keyway)	8570N	1	
	5,000 lb. (F050) Axle, 1.189" X 6.360", (Contains Metal Bushing, Oversize, One Keyway)	8570B010	1	
	7,000 lb. (F070) Axle, 1.249" X 7.890", (Contains Nylon Bushing, One Keyway)	8491N	1	
	7,000 lb. (F070) Axle, 1.259" X 7.890", (Contains Metal Bushing, Oversize, One Keyway)	8491B010	1	
	12,000 lb. (F120) Axle, 1.745" X 9.380", (Contains Metal Bushing, One Keyway)	8613B	1	
1987-1979	9,000 lb. Axle, 1.186/1.434" X 8.750", (Contains Metal Bushing, Tapered Bolt)	8462B	1	
	9,000 lb. Axle, 1.186/1.434" X 8.750", (Contains Nylon Bushing, Tapered Bolt)	8462N	1	
CE60				
King Bolt Set				
1978-1966	5,000 lb. (F050) Axle, 1.109" X 6.343", (Contains Washer Bearing And Metal Bushing, One Keyway)	8343B	1	
	5,000 lb. Axle, 5,500 lb. Axle, 1.109" X 6.344", (Contains Nylon Bushing, Thrust Bearing Design, One Keyway)	8492N	1	
	5,000 lb. Axle, 5,500 lb. Axle, 1.109" X 6.344", (Metal Bushing, Thrust Bearing Design, One Keyway)	8492B	1	
	5,000 lb. Axle, 5,500 lb. Axle, 1.109" X 6.344", (Metal Bushing, Thrust Washer Design, One Keyway)	8484T	1	
	5,000 lb. (F050) Axle, 5,500 lb. Axle, 1.179" X 6.360", (Contains Nylon Bushing, One Keyway)	8570N	1	
	9,000 lb. Axle, 1.186/1.434" X 8.750", (Contains Metal Bushing, Tapered Bolt)	8462B	1	
	9,000 lb. Axle, 1.186/1.434" X 8.750", (Contains Nylon Bushing, Tapered Bolt)	8462N	1	
	5,000 lb. (F050) Axle, 1.189" X 6.360", (Contains Metal Bushing, Oversize, One Keyway)	8570B010	1	
	7,000 lb. (F070) Axle, 1.249" X 7.890", (Contains Nylon Bushing, One Keyway)	8491N	1	
	7,000 lb. (F070) Axle, 1.259" X 7.890", (Contains Metal Bushing, Oversize, One Keyway)	8491B010	1	
	CE65			
King Bolt Set				
1978-1975	9,000 lb. (F120D) Axle, 12,000 lb. (F120) Axle, 1.745" X 9.380", (Contains Metal Bushing, One Keyway)	8613B	1	
1978-1973	5,000 lb. (F050) Axle, 1.109" X 6.343", (Contains Washer Bearing And Metal Bushing, One Keyway)	8343B	1	
	5,000 lb. Axle, 5,500 lb. Axle, 1.109" X 6.344", (Contains Nylon Bushing, Thrust Bearing Design, One Keyway)	8492N	1	
	5,000 lb. Axle, 5,500 lb. Axle, 1.109" X 6.344", (Metal Bushing, Thrust Bearing Design, One Keyway)	8492B	1	
	5,000 lb. Axle, 5,500 lb. Axle, 1.109" X 6.344", (Metal Bushing, Thrust Washer Design, One Keyway)	8484T	1	
	5,000 lb. (F050) Axle, 5,500 lb. Axle, 1.179" X 6.360", (Contains Nylon Bushing, One Keyway)	8570N	1	
	9,000 lb. (F090) Axle, 1.186/1.434" X 8.750", (Contains Metal Bushing, Tapered Bolt)	8462B	1	
	9,000 lb. (F090) Axle, 1.186/1.434" X 8.750", (Contains Nylon Bushing, Tapered Bolt)	8462N	1	
	5,000 lb. (F050) Axle, 1.189" X 6.360", (Contains Metal Bushing, Oversize, One Keyway)	8570B010	1	
	7,000 lb. (F070) Axle, 1.249" X 7.890", (Contains Nylon Bushing, One Keyway)	8491N	1	
	7,000 lb. (F070) Axle, 1.259" X 7.890", (Contains Metal Bushing, Oversize, One Keyway)	8491B010	1	
1975-1973	12,000 lb. (F120) Axle, 1.309/1.607" X 9.750", (Contains Metal Bushing, Tapered Bolt)	8386B	1	
	12,000 lb. (F120) Axle, 1.309/1.607" X 9.750", (Tapered Bolt, Contains Nylon Bushing)	8386N	1	
CG60				
King Bolt Set				
1974-1973	5,000 lb. (F050) Axle, 1.109" X 6.343", (Contains Washer Bearing And Metal Bushing, One Keyway)	8343B	1	
	5,000 lb. Axle, 5,500 lb. Axle, 1.109" X 6.344", (Contains Nylon Bushing, Thrust Bearing Design, One Keyway)	8492N	1	
	5,000 lb. Axle, 5,500 lb. Axle, 1.109" X 6.344", (Metal Bushing, Thrust Bearing Design, One Keyway)	8492B	1	
	5,500 lb. Axle, 1.109" X 6.344", (Metal Bushing, Thrust Washer Design, One Keyway)	8484T	1	
	9,000 lb. (F090) Axle, 1.186/1.434" X 8.750", (Contains Metal Bushing, Tapered Bolt)	8462B	1	
	9,000 lb. (F090) Axle, 1.186/1.434" X 8.750", (Contains Nylon Bushing, Tapered Bolt)	8462N	1	
	7,000 lb. (F070) Axle, 1.249" X 7.890", (Contains Nylon Bushing, One Keyway)	8491N	1	
	7,000 lb. (F070) Axle, 1.259" X 7.890", (Contains Metal Bushing, Oversize, One Keyway)	8491B010	1	
	12,000 lb. (F120) Axle, 1.309/1.607" X 9.750", (Contains Metal Bushing, Tapered Bolt)	8386B	1	
	12,000 lb. (F120) Axle, 1.309/1.607" X 9.750", (Tapered Bolt, Contains Nylon Bushing)	8386N	1	
	1969-1967	5,000 lb. Axle, 1.109" X 6.344", (Contains Nylon Bushing, Thrust Bearing Design, One Keyway)	8492N	1
5,000 lb. Axle, 1.109" X 6.344", (Metal Bushing, Thrust Bearing Design, One Keyway)		8492B	1	
9,000 lb. (F090) Axle, 1.186/1.434" X 8.750", (Contains Metal Bushing, Tapered Bolt)		8462B	1	

CHEVROLET TRUCK-60, 600, 6000 Series (Cont.)

FRONT SUSPENSION (Cont.)

Year	Model/Application	Part	P/C Qty	Figure
CG60				
King Bolt Set				
1969-1967 (Cont.)	9,000 lb. (F090) Axle, 1.186/1.434" X 8.750", (Contains Nylon Bushing, Tapered Bolt)	8462N	1	
	7,000 lb. (F070) Axle, 1.249" X 7.890", (Contains Nylon Bushing, One Keyway)	8491N	1	
	7,000 lb. (F070) Axle, 1.259" X 7.890", (Contains Metal Bushing, Oversize, One Keyway)	8491B010	1	
CG65				
King Bolt Set				
1978-1975	9,000 lb. (F120D) Axle, 12,000 lb. (F120) Axle, 1.745" X 9.380", (Contains Metal Bushing, One Keyway)	8613B	1	
1978-1973	5,000 lb. (F050) Axle, 1.109" X 6.343", (Contains Washer Bearing And Metal Bushing, One Keyway)	8343B	1	
	5,500 lb. Axle, 1.109" X 6.344", (Contains Nylon Bushing, Thrust Bearing Design, One Keyway)	8492N	1	
	5,500 lb. Axle, 1.109" X 6.344", (Metal Bushing, Thrust Bearing Design, One Keyway)	8492B	1	
	5,500 lb. Axle, 1.109" X 6.344", (Metal Bushing, Thrust Washer Design, One Keyway)	8484T	1	
	9,000 lb. (F090) Axle, 1.186/1.434" X 8.750", (Contains Metal Bushing, Tapered Bolt)	8462B	1	
	9,000 lb. (F090) Axle, 1.186/1.434" X 8.750", (Contains Nylon Bushing, Tapered Bolt)	8462N	1	
	7,000 lb. (F070) Axle, 1.249" X 7.890", (Contains Nylon Bushing, One Keyway)	8491N	1	
	7,000 lb. (F070) Axle, 1.259" X 7.890", (Contains Metal Bushing, Oversize, One Keyway)	8491B010	1	
1975-1973	12,000 lb. (F120) Axle, 1.309/1.607" X 9.750", (Contains Metal Bushing, Tapered Bolt)	8386B	1	
	12,000 lb. (F120) Axle, 1.309/1.607" X 9.750", (Tapered Bolt, Contains Nylon Bushing)	8386N	1	
CM65				
King Bolt Set				
1978-1975	9,000 lb. (F120D) Axle, 12,000 lb. (F120) Axle, 1.745" X 9.380", (Contains Metal Bushing, One Keyway)	8613B	1	
1978-1973	9,000 lb. (F090) Axle, 1.186/1.434" X 8.750", (Contains Metal Bushing, Tapered Bolt)	8462B	1	
	9,000 lb. (F090) Axle, 1.186/1.434" X 8.750", (Contains Nylon Bushing, Tapered Bolt)	8462N	1	
	7,000 lb. (F070) Axle, 1.249" X 7.890", (Contains Nylon Bushing, One Keyway)	8491N	1	
	7,000 lb. (F070) Axle, 1.259" X 7.890", (Contains Metal Bushing, Oversize, One Keyway)	8491B010	1	
1975-1973	12,000 lb. (F120) Axle, 1.309/1.607" X 9.750", (Contains Metal Bushing, Tapered Bolt)	8386B	1	
	12,000 lb. (F120) Axle, 1.309/1.607" X 9.750", (Tapered Bolt, Contains Nylon Bushing)	8386N	1	
1974-1973	5,000 lb. (F050) Axle, 1.109" X 6.343", (Contains Washer Bearing And Metal Bushing, One Keyway)	8343B	1	
	5,000 lb. Axle, 5,500 lb. Axle, 1.109" X 6.344", (Contains Nylon Bushing, Thrust Bearing Design, One Keyway)	8492N	1	
	5,000 lb. Axle, 5,500 lb. Axle, 1.109" X 6.344", (Metal Bushing, Thrust Bearing Design, One Keyway)	8492B	1	
	5,000 lb. Axle, 5,500 lb. Axle, 1.109" X 6.344", (Metal Bushing, Thrust Washer Design, One Keyway)	8484T	1	
D60				
King Bolt Set				
1965-1964	5,000 lb. Axle, 1.109" X 6.344", (Contains Nylon Bushing, Thrust Bearing Design, One Keyway)	8492N	1	
	5,000 lb. Axle, 1.109" X 6.344", (Metal Bushing, Thrust Bearing Design, One Keyway)	8492B	1	
	7,000 lb. Axle, 1.249" X 7.890", (Contains Nylon Bushing, One Keyway)	8491N	1	
	7,000 lb. Axle, 1.259" X 7.890", (Contains Metal Bushing, Oversize, One Keyway)	8491B010	1	
1965-1962	9,000 lb. Axle, 1.186/1.434" X 8.750", (Contains Metal Bushing, Tapered Bolt)	8462B	1	
	9,000 lb. Axle, 1.186/1.434" X 8.750", (Contains Nylon Bushing, Tapered Bolt)	8462N	1	
	11,000 lb. Axle, 1.309/1.607" X 9.750", (Contains Metal Bushing, Tapered Bolt)	8386B	1	
	11,000 lb. Axle, 1.309/1.607" X 9.750", (Tapered Bolt, Contains Nylon Bushing)	8386N	1	
1964-1963	5,000 lb. Axle, 1.109" X 6.344", (Metal Bushing, Thrust Washer Design, One Keyway)	8484T	1	
Kodiak C60				
King Bolt Set				
1990	5,000 lb. (F050) Axle, 1.179" X 6.360", (Contains Nylon Bushing, One Keyway)	8570N	1	
	5,000 lb. (F050) Axle, 1.189" X 6.360", (Contains Metal Bushing, Oversize, One Keyway)	8570B010	1	
	7,000 lb. (F070) Axle, 1.249" X 7.890", (Contains Nylon Bushing, One Keyway)	8491N	1	
	7,000 lb. (F070) Axle, 1.259" X 7.890", (Contains Metal Bushing, Oversize, One Keyway)	8491B010	1	
	8,100 lb. (FL1) Axle, 1.614" X 8.035", (Contains Metal Bushing, Non Tapered Thread)	8659B	1	
	12,000 lb. (F120) Axle, 1.745" X 9.380", (Contains Metal Bushing, One Keyway)	8613B	1	
	5,000 lb. (F050) Axle, 2nd Design, 1.179" X 6.360", (Contains Metal Bushing, One Keyway)	8570B	1	
	7,000 lb. (F070) Axle, 2nd Design, 1.249" X 7.890", (Contains Metal Bushing, One Keyway)	8491B	1	
L60				
King Bolt Set				
1966-1964	7,000 lb. Axle, 1.249" X 7.890", (Contains Nylon Bushing, One Keyway)	8491N	1	
	7,000 lb. Axle, 1.259" X 7.890", (Contains Metal Bushing, Oversize, One Keyway)	8491B010	1	
1965-1963	5,000 lb. Axle, 1.109" X 6.344", (Contains Nylon Bushing, Thrust Bearing Design, One Keyway)	8492N	1	
	5,000 lb. Axle, 1.109" X 6.344", (Metal Bushing, Thrust Bearing Design, One Keyway)	8492B	1	
1965-1962	9,000 lb. Axle, 1.186/1.434" X 8.750", (Contains Metal Bushing, Tapered Bolt)	8462B	1	
	9,000 lb. Axle, 1.186/1.434" X 8.750", (Contains Nylon Bushing, Tapered Bolt)	8462N	1	
	11,000 lb. Axle, 1.309/1.607" X 9.750", (Contains Metal Bushing, Tapered Bolt)	8386B	1	
	11,000 lb. Axle, 1.309/1.607" X 9.750", (Tapered Bolt, Contains Nylon Bushing)	8386N	1	

(Cont.) 60, 600, 6000 Series-CHEVROLET TRUCK**FRONT SUSPENSION (Cont.)**

Year	Model/Application	Part	P/C Qty	Figure
M60				
King Bolt Set				
1966-1964	5,000 lb. Axle, 1.109" X 6.344", (Contains Nylon Bushing, Thrust Bearing Design, One Keyway) 5,000 lb. Axle, 1.109" X 6.344", (Metal Bushing, Thrust Bearing Design, One Keyway) 7,000 lb. Axle, 1.249" X 7.890", (Contains Nylon Bushing, One Keyway) 7,000 lb. Axle, 1.259" X 7.890", (Contains Metal Bushing, Oversize, One Keyway)	8492N 8492B 8491N 8491B010	1 1 1 1	
1966-1963	9,000 lb. Axle, 1.186/1.434" X 8.750", (Contains Metal Bushing, Tapered Bolt) 9,000 lb. Axle, 1.186/1.434" X 8.750", (Contains Nylon Bushing, Tapered Bolt) 11,000 lb. Axle, 1.309/1.607" X 9.750", (Contains Metal Bushing, Tapered Bolt) 11,000 lb. Axle, 1.309/1.607" X 9.750", (Tapered Bolt, Contains Nylon Bushing)	8462B 8462N 8386B 8386N	1 1 1 1	
1964-1963	5,000 lb. Axle, 1.109" X 6.344", (Metal Bushing, Thrust Washer Design, One Keyway)	8484T	1	
ME60				
King Bolt Set				
1978	9,000 lb. Axle, 1.186/1.434" X 8.750", (Contains Metal Bushing, Tapered Bolt) 9,000 lb. Axle, 1.186/1.434" X 8.750", (Contains Nylon Bushing, Tapered Bolt) 7,000 lb. Axle, 1.249" X 7.890", (Contains Nylon Bushing, One Keyway) 7,000 lb. Axle, 1.259" X 7.890", (Contains Metal Bushing, Oversize, One Keyway) 12,000 lb. (F120) Axle, 1.745" X 9.380", (Contains Metal Bushing, One Keyway)	8462B 8462N 8491N 8491B010 8613B	1 1 1 1 1	
1972-1967	5,000 lb. Axle, 1.109" X 6.344", (Contains Nylon Bushing, Thrust Bearing Design, One Keyway) 5,000 lb. Axle, 1.109" X 6.344", (Metal Bushing, Thrust Bearing Design, One Keyway) 9,000 lb. Axle, 1.186/1.434" X 8.750", (Contains Metal Bushing, Tapered Bolt) 9,000 lb. Axle, 1.186/1.434" X 8.750", (Contains Nylon Bushing, Tapered Bolt) 7,000 lb. Axle, 1.249" X 7.890", (Contains Nylon Bushing, One Keyway) 7,000 lb. Axle, 1.259" X 7.890", (Contains Metal Bushing, Oversize, One Keyway) 11,000 lb. Axle, 12,000 lb. Axle, 1.309/1.607" X 9.750", (Contains Metal Bushing, Tapered Bolt) 11,000 lb. Axle, 12,000 lb. Axle, 1.309/1.607" X 9.750", (Tapered Bolt, Contains Nylon Bushing)	8492N 8492B 8462B 8462N 8491N 8491B010 8386B 8386N	1 1 1 1 1 1 1 1	
ME65				
King Bolt Set				
1978-1975	9,000 lb. (F120D) Axle, 12,000 lb. (F120) Axle, 1.745" X 9.380", (Contains Metal Bushing, One Keyway)	8613B	1	
1978-1973	9,000 lb. (F090) Axle, 1.186/1.434" X 8.750", (Contains Metal Bushing, Tapered Bolt) 9,000 lb. (F090) Axle, 1.186/1.434" X 8.750", (Contains Nylon Bushing, Tapered Bolt) 7,000 lb. (F070) Axle, 1.249" X 7.890", (Contains Nylon Bushing, One Keyway) 7,000 lb. (F070) Axle, 1.259" X 7.890", (Contains Metal Bushing, Oversize, One Keyway)	8462B 8462N 8491N 8491B010	1 1 1 1	
1975-1973	12,000 lb. (F120) Axle, 1.309/1.607" X 9.750", (Contains Metal Bushing, Tapered Bolt) 12,000 lb. (F120) Axle, 1.309/1.607" X 9.750", (Tapered Bolt, Contains Nylon Bushing)	8386B 8386N	1 1	
MG60				
King Bolt Set				
1969-1967	5,000 lb. Axle, 1.109" X 6.344", (Contains Nylon Bushing, Thrust Bearing Design, One Keyway) 5,000 lb. Axle, 1.109" X 6.344", (Metal Bushing, Thrust Bearing Design, One Keyway) 9,000 lb. Axle, 1.186/1.434" X 8.750", (Contains Metal Bushing, Tapered Bolt) 9,000 lb. Axle, 1.186/1.434" X 8.750", (Contains Nylon Bushing, Tapered Bolt) 7,000 lb. Axle, 1.249" X 7.890", (Contains Nylon Bushing, One Keyway) 7,000 lb. Axle, 1.259" X 7.890", (Contains Metal Bushing, Oversize, One Keyway) 11,000 lb. Axle, 1.309/1.607" X 9.750", (Contains Metal Bushing, Tapered Bolt) 11,000 lb. Axle, 1.309/1.607" X 9.750", (Tapered Bolt, Contains Nylon Bushing)	8492N 8492B 8462B 8462N 8491N 8491B010 8386B 8386N	1 1 1 1 1 1 1 1	
MM65				
King Bolt Set				
1974	9,000 lb. (F090) Axle, 1.186/1.434" X 8.750", (Contains Metal Bushing, Tapered Bolt) 9,000 lb. (F090) Axle, 1.186/1.434" X 8.750", (Contains Nylon Bushing, Tapered Bolt) 12,000 lb. (F120) Axle, 1.309/1.607" X 9.750", (Contains Metal Bushing, Tapered Bolt) 12,000 lb. (F120) Axle, 1.309/1.607" X 9.750", (Tapered Bolt, Contains Nylon Bushing) 7,000 lb. (F070) Axle, Roller Bearing .625" Thick, 1.249" X 7.890", (Contains Nylon Bushing, One Keyway) 7,000 lb. (F070) Axle, Roller Bearing .625" Thick, 1.259" X 7.890", (Contains Metal Bushing, Oversize, One Keyway)	8462B 8462N 8386B 8386N 8491N 8491B010	1 1 1 1 1 1	
N60				
King Bolt Set				
1966-1965	9,000 lb. Axle, 1.186/1.434" X 8.750", (Contains Metal Bushing, Tapered Bolt) 9,000 lb. Axle, 1.186/1.434" X 8.750", (Contains Nylon Bushing, Tapered Bolt) 7,000 lb. Axle, 1.249" X 7.890", (Contains Nylon Bushing, One Keyway) 7,000 lb. Axle, 1.259" X 7.890", (Contains Metal Bushing, Oversize, One Keyway) 11,000 lb. Axle, 1.309/1.607" X 9.750", (Contains Metal Bushing, Tapered Bolt) 11,000 lb. Axle, 1.309/1.607" X 9.750", (Tapered Bolt, Contains Nylon Bushing)	8462B 8462N 8491N 8491B010 8386B 8386N	1 1 1 1 1 1	
P6				
King Bolt Set				
1990-1984	9,000 lb. (F090) Axle, 12,000 lb. (F120) Axle, 1.745" X 9.380", (Contains Metal Bushing, One Keyway)	8613B	1	
1990-1983	6,000 lb. (F070D) Axle, 1.249" X 7.890", (Contains Nylon Bushing, One Keyway)	8491N	1	

CHEVROLET TRUCK-60, 600, 6000 Series (Cont.)

FRONT SUSPENSION (Cont.)

Year	Model/Application	Part	P/C Qty	Figure
Q60				
King Bolt Set				
1966-1965	5,000 lb. Axle, 1.109" X 6.344", (Contains Nylon Bushing, Thrust Bearing Design, One Keyway)	8492N	1	
	5,000 lb. Axle, 1.109" X 6.344", (Metal Bushing, Thrust Bearing Design, One Keyway)	8492B	1	
	9,000 lb. Axle, 1.186/1.434" X 8.750", (Contains Metal Bushing, Tapered Bolt)	8462B	1	
	9,000 lb. Axle, 1.186/1.434" X 8.750", (Contains Nylon Bushing, Tapered Bolt)	8462N	1	
	7,000 lb. Axle, 1.249" X 7.890", (Contains Nylon Bushing, One Keyway)	8491N	1	
	7,000 lb. Axle, 1.259" X 7.890", (Contains Metal Bushing, Oversize, One Keyway)	8491B010	1	
S60				
King Bolt Set				
1966-1964	5,000 lb. Axle, 1.109" X 6.344", (Contains Nylon Bushing, Thrust Bearing Design, One Keyway)	8492N	1	
	5,000 lb. Axle, 1.109" X 6.344", (Metal Bushing, Thrust Bearing Design, One Keyway)	8492B	1	
	7,000 lb. Axle, 1.249" X 7.890", (Contains Nylon Bushing, One Keyway)	8491N	1	
	7,000 lb. Axle, 1.259" X 7.890", (Contains Metal Bushing, Oversize, One Keyway)	8491B010	1	
1966-1962	9,000 lb. Axle, 1.186/1.434" X 8.750", (Contains Metal Bushing, Tapered Bolt)	8462B	1	
	9,000 lb. Axle, 1.186/1.434" X 8.750", (Contains Nylon Bushing, Tapered Bolt)	8462N	1	
1964-1963	5,000 lb. Axle, 1.109" X 6.344", (Metal Bushing, Thrust Washer Design, One Keyway)	8484T	1	
S6200				
King Bolt Set				
1966-1964	5,000 lb. Axle, 1.109" X 6.344", (Contains Nylon Bushing, Thrust Bearing Design, One Keyway)	8492N	1	
	5,000 lb. Axle, 1.109" X 6.344", (Metal Bushing, Thrust Bearing Design, One Keyway)	8492B	1	
	7,000 lb. Axle, 1.249" X 7.890", (Contains Nylon Bushing, One Keyway)	8491N	1	
	7,000 lb. Axle, 1.259" X 7.890", (Contains Metal Bushing, Oversize, One Keyway)	8491B010	1	
1966-1962	9,000 lb. Axle, 1.186/1.434" X 8.750", (Contains Metal Bushing, Tapered Bolt)	8462B	1	
	9,000 lb. Axle, 1.186/1.434" X 8.750", (Contains Nylon Bushing, Tapered Bolt)	8462N	1	
1964-1963	5,000 lb. Axle, 1.109" X 6.344", (Metal Bushing, Thrust Washer Design, One Keyway)	8484T	1	
SE60				
King Bolt Set				
1978-1975	5,500 lb. Axle, 1.179" X 6.360", (Contains Nylon Bushing, One Keyway)	8570N	1	
	5,500 lb. Axle, 1.189" X 6.360", (Contains Metal Bushing, Oversize, One Keyway)	8570B010	1	
1978-1973	9,000 lb. Axle, 1.186/1.434" X 8.750", (Contains Metal Bushing, Tapered Bolt)	8462B	1	
	9,000 lb. Axle, 1.186/1.434" X 8.750", (Contains Nylon Bushing, Tapered Bolt)	8462N	1	
	7,000 lb. Axle, 1.249" X 7.890", (Contains Nylon Bushing, One Keyway)	8491N	1	
	7,000 lb. Axle, 1.259" X 7.890", (Contains Metal Bushing, Oversize, One Keyway)	8491B010	1	
1975-1967	5,000 lb. Axle, 5,500 lb. Axle, 1.109" X 6.344", (Contains Nylon Bushing, Thrust Bearing Design, One Keyway)	8492N	1	
	5,000 lb. Axle, 5,500 lb. Axle, 1.109" X 6.344", (Metal Bushing, Thrust Bearing Design, One Keyway)	8492B	1	
1969-1967	9,000 lb. Axle, 1.186/1.434" X 8.750", (Contains Metal Bushing, Tapered Bolt)	8462B	1	
	9,000 lb. Axle, 1.186/1.434" X 8.750", (Contains Nylon Bushing, Tapered Bolt)	8462N	1	
	7,000 lb. Axle, 1.249" X 7.890", (Contains Nylon Bushing, One Keyway)	8491N	1	
	7,000 lb. Axle, 1.259" X 7.890", (Contains Metal Bushing, Oversize, One Keyway)	8491B010	1	
SG60				
King Bolt Set				
1974-1973	5,000 lb. Axle, 5,500 lb. Axle, 1.109" X 6.344", (Contains Nylon Bushing, Thrust Bearing Design, One Keyway)	8492N	1	
	5,000 lb. Axle, 5,500 lb. Axle, 1.109" X 6.344", (Metal Bushing, Thrust Bearing Design, One Keyway)	8492B	1	
	9,000 lb. Axle, 1.186/1.434" X 8.750", (Contains Metal Bushing, Tapered Bolt)	8462B	1	
	9,000 lb. Axle, 1.186/1.434" X 8.750", (Contains Nylon Bushing, Tapered Bolt)	8462N	1	
	7,000 lb. Axle, 1.249" X 7.890", (Contains Nylon Bushing, One Keyway)	8491N	1	
	7,000 lb. Axle, 1.259" X 7.890", (Contains Metal Bushing, Oversize, One Keyway)	8491B010	1	
T60				
King Bolt Set				
1966-1964	7,000 lb. Axle, 1.249" X 7.890", (Contains Nylon Bushing, One Keyway)	8491N	1	
	7,000 lb. Axle, 1.259" X 7.890", (Contains Metal Bushing, Oversize, One Keyway)	8491B010	1	
1966-1963	9,000 lb. Axle, 1.186/1.434" X 8.750", (Contains Metal Bushing, Tapered Bolt)	8462B	1	
	9,000 lb. Axle, 1.186/1.434" X 8.750", (Contains Nylon Bushing, Tapered Bolt)	8462N	1	
1966-1962	11,000 lb. Axle, 1.309/1.607" X 9.750", (Contains Metal Bushing, Tapered Bolt)	8386B	1	
	11,000 lb. Axle, 1.309/1.607" X 9.750", (Tapered Bolt, Contains Nylon Bushing)	8386N	1	
TE60				
King Bolt Set				
1978-1975	5,000 lb. Axle, 5,500 lb. Axle, 1.179" X 6.360", (Contains Nylon Bushing, One Keyway)	8570N	1	
	9,000 lb. (F120) Axle, 12,000 lb. (F120) Axle, 1.745" X 9.380", (Contains Metal Bushing, One Keyway)	8613B	1	
1978-1973	5,500 lb. Axle, 1.109" X 6.344", (Contains Nylon Bushing, Thrust Bearing Design, One Keyway)	8492N	1	
	5,500 lb. Axle, 1.109" X 6.344", (Metal Bushing, Thrust Bearing Design, One Keyway)	8492B	1	
1978-1967	9,000 lb. Axle, 1.186/1.434" X 8.750", (Contains Metal Bushing, Tapered Bolt)	8462B	1	
	9,000 lb. Axle, 1.186/1.434" X 8.750", (Contains Nylon Bushing, Tapered Bolt)	8462N	1	

(Cont.) 60, 600, 6000 Series-CHEVROLET TRUCK

FRONT SUSPENSION (Cont.)

Year	Model/Application	Part	P/C Qty	Figure
TE60				
King Bolt Set				
1978-1967 (Cont.)	7,000 lb. Axle, 1.249" X 7.890", (Contains Nylon Bushing, One Keyway)	8491N	1	
	7,000 lb. Axle, 1.259" X 7.890", (Contains Metal Bushing, Oversize, One Keyway)	8491B010	1	
1975-1973	5,000 lb. Axle, 5,500 lb. Axle, 1.109" X 6.344", (Metal Bushing, Thrust Washer Design, One Keyway)	8484T	1	
1973-1967	12,000 lb. Axle, 1.309/1.607" X 9.750", (Contains Metal Bushing, Tapered Bolt)	8386B	1	
	12,000 lb. Axle, 1.309/1.607" X 9.750", (Tapered Bolt, Contains Nylon Bushing)	8386N	1	
TE65				
King Bolt Set				
1978-1975	5,000 lb. Axle, 5,500 lb. Axle, 1.179" X 6.360", (Contains Nylon Bushing, One Keyway)	8570N	1	
	9,000 lb. (F120D) Axle, 12,000 lb. (F120) Axle, 1.745" X 9.380", (Contains Metal Bushing, One Keyway)	8613B	1	
1978-1973	5,500 lb. Axle, 1.109" X 6.344", (Contains Nylon Bushing, Thrust Bearing Design, One Keyway)	8492N	1	
	5,500 lb. Axle, 1.109" X 6.344", (Metal Bushing, Thrust Bearing Design, One Keyway)	8492B	1	
	9,000 lb. (F090) Axle, 1.186/1.434" X 8.750", (Contains Metal Bushing, Tapered Bolt)	8462B	1	
	9,000 lb. (F090) Axle, 1.186/1.434" X 8.750", (Contains Nylon Bushing, Tapered Bolt)	8462N	1	
	7,000 lb. (F070) Axle, 1.249" X 7.890", (Contains Nylon Bushing, One Keyway)	8491N	1	
	7,000 lb. (F070) Axle, 1.259" X 7.890", (Contains Metal Bushing, Oversize, One Keyway)	8491B010	1	
1975-1973	5,000 lb. Axle, 5,500 lb. Axle, 1.109" X 6.344", (Metal Bushing, Thrust Washer Design, One Keyway)	8484T	1	
	12,000 lb. (F120) Axle, 1.309/1.607" X 9.750", (Contains Metal Bushing, Tapered Bolt)	8386B	1	
	12,000 lb. (F120) Axle, 1.309/1.607" X 9.750", (Tapered Bolt, Contains Nylon Bushing)	8386N	1	
TG60				
King Bolt Set				
1974-1973	5,000 lb. Axle, 1.109" X 6.344", (Contains Nylon Bushing, Thrust Bearing Design, One Keyway)	8492N	1	
	5,000 lb. Axle, 1.109" X 6.344", (Metal Bushing, Thrust Bearing Design, One Keyway)	8492B	1	
	5,000 lb. Axle, 1.109" X 6.344", (Metal Bushing, Thrust Washer Design, One Keyway)	8484T	1	
	9,000 lb. Axle, 1.186/1.434" X 8.750", (Contains Metal Bushing, Tapered Bolt)	8462B	1	
	9,000 lb. Axle, 1.186/1.434" X 8.750", (Contains Nylon Bushing, Tapered Bolt)	8462N	1	
	7,000 lb. Axle, 1.249" X 7.890", (Contains Nylon Bushing, One Keyway)	8491N	1	
	7,000 lb. Axle, 1.259" X 7.890", (Contains Metal Bushing, Oversize, One Keyway)	8491B010	1	
	1973	12,000 lb. Axle, 1.309/1.607" X 9.750", (Contains Metal Bushing, Tapered Bolt)	8386B	1
	12,000 lb. Axle, 1.309/1.607" X 9.750", (Tapered Bolt, Contains Nylon Bushing)	8386N	1	
1969-1967	9,000 lb. Axle, 1.186/1.434" X 8.750", (Contains Metal Bushing, Tapered Bolt)	8462B	1	
	9,000 lb. Axle, 1.186/1.434" X 8.750", (Contains Nylon Bushing, Tapered Bolt)	8462N	1	
	7,000 lb. Axle, 1.249" X 7.890", (Contains Nylon Bushing, One Keyway)	8491N	1	
	7,000 lb. Axle, 1.259" X 7.890", (Contains Metal Bushing, Oversize, One Keyway)	8491B010	1	
	11,000 lb. Axle, 1.309/1.607" X 9.750", (Contains Metal Bushing, Tapered Bolt)	8386B	1	
	11,000 lb. Axle, 1.309/1.607" X 9.750", (Tapered Bolt, Contains Nylon Bushing)	8386N	1	
TM65				
King Bolt Set				
1974-1973	9,000 lb. (F090) Axle, 1.186/1.434" X 8.750", (Contains Metal Bushing, Tapered Bolt)	8462B	1	
	9,000 lb. (F090) Axle, 1.186/1.434" X 8.750", (Contains Nylon Bushing, Tapered Bolt)	8462N	1	
	7,000 lb. (F070) Axle, 1.249" X 7.890", (Contains Nylon Bushing, One Keyway)	8491N	1	
	7,000 lb. (F070) Axle, 1.259" X 7.890", (Contains Metal Bushing, Oversize, One Keyway)	8491B010	1	
	12,000 lb. (F120) Axle, 1.309/1.607" X 9.750", (Contains Metal Bushing, Tapered Bolt)	8386B	1	
	12,000 lb. (F120) Axle, 1.309/1.607" X 9.750", (Tapered Bolt, Contains Nylon Bushing)	8386N	1	
V60				
King Bolt Set				
1966-1965	5,000 lb. Axle, 1.109" X 6.344", (Contains Nylon Bushing, Thrust Bearing Design, One Keyway)	8492N	1	
	5,000 lb. Axle, 1.109" X 6.344", (Metal Bushing, Thrust Bearing Design, One Keyway)	8492B	1	
	9,000 lb. Axle, 1.186/1.434" X 8.750", (Contains Metal Bushing, Tapered Bolt)	8462B	1	
	9,000 lb. Axle, 1.186/1.434" X 8.750", (Contains Nylon Bushing, Tapered Bolt)	8462N	1	
	7,000 lb. Axle, 1.249" X 7.890", (Contains Nylon Bushing, One Keyway)	8491N	1	
	7,000 lb. Axle, 1.259" X 7.890", (Contains Metal Bushing, Oversize, One Keyway)	8491B010	1	
W6				
King Bolt Set				
1980-1979	9,000 lb. Axle, 1.186/1.434" X 8.750", (Contains Metal Bushing, Tapered Bolt)	8462B	1	
	9,000 lb. Axle, 1.186/1.434" X 8.750", (Contains Nylon Bushing, Tapered Bolt)	8462N	1	
	7,000 lb. (F070) Axle, 1.249" X 7.890", (Contains Nylon Bushing, One Keyway)	8491N	1	
	7,000 lb. (F070) Axle, 1.259" X 7.890", (Contains Metal Bushing, Oversize, One Keyway)	8491B010	1	

CHEVROLET TRUCK-60, 600, 6000 Series (Cont.)

STEERING

Year	Model/Application	Part	P/C Qty	Figure
A60				
Tie Rod End				
1966-1965	9,000 lb. Axle, 1.000" - 16 Threads, 3.750" Length, (Powdered Metal Gusher Brg. For Better Lubrication)	Left	ES176L ‡	1
	9,000 lb. Axle, 1.000" - 16 Threads, 3.750" Length, (Powdered Metal Gusher Brg. For Better Lubrication)	Right	ES176R ‡	1
B6				
Drag Link Assembly				
1990-1988	7,000 lb. (F070) Axle, 18,000 lb. (F070) Axle, 17.53" Center To Center, (Greaseable Socket Reduces Corrosion/Wear)		DS1198 ‡	1
	9,000 lb. (F120D) Axle, 18.50" Center To Center, (Greaseable Socket Reduces Corrosion/Wear)		DS1199 ‡	1
1990-1979	9,000 lb. (F120, F120D) Axle, 17.96" Center To Center, (Greaseable Socket Reduces Corrosion/Wear)		DS987 ‡	1
	7,000 lb. (F070) Axle, 17" Center To Center, (Greaseable Socket Reduces Corrosion/Wear)		DS1064 ‡	1
Tie Rod End				
1990-1988	7,000 lb. (F070) Axle, 10.080" Length	Left Outer	ES3026L	1
	7,000 lb. (F070) Axle, 10.080" Length	Right Outer	ES3027R	1
1990-1983	F090, 8100 Lb. Axle, 4.880" Length, (Greaseable Socket Reduces Corrosion/Wear)	Left Outer	ES405L ‡	1
	F090, 8100 Lb. Axle, 4.880" Length, (Greaseable Socket Reduces Corrosion/Wear)	Right Outer	ES405R ‡	1
1990-1980	F090, 9000 Lb. Axle, 4.880" Length, (Greaseable Socket Reduces Corrosion/Wear)	Left Outer	ES405L ‡	1
	F090, 9000 Lb. Axle, 4.880" Length, (Greaseable Socket Reduces Corrosion/Wear)	Right Outer	ES405R ‡	1
	F120, 12000 Lb. Axle, 4.880" Length, (Greaseable Socket Reduces Corrosion/Wear)	Left Outer	ES405L ‡	1
	F120, 12000 Lb. Axle, 4.880" Length, (Greaseable Socket Reduces Corrosion/Wear)	Right Outer	ES405R ‡	1
	F120D, 9000 Lb. Axle, 4.880" Length, (Greaseable Socket Reduces Corrosion/Wear)	Left Outer	ES405L ‡	1
	F120D, 9000 Lb. Axle, 4.880" Length, (Greaseable Socket Reduces Corrosion/Wear)	Right Outer	ES405R ‡	1
1990-1979	7,000 lb. (F070) Axle, 7,500 lb. (F070) Axle, 1.000" - 16 Threads, 4.93" Length, (Greaseable Socket Reduces Corrosion/Wear)	Left	ES2061L ‡	1
	7,000 lb. (F070) Axle, 7,500 lb. (F070) Axle, 1.000" - 16 Threads, 4.93" Length, (Greaseable Socket Reduces Corrosion/Wear)	Right	ES2062R ‡	1
C60				
Drag Link Assembly				
1989-1988	7,000 lb. (F070) Axle, 17.53" Center To Center, (Greaseable Socket Reduces Corrosion/Wear)		DS1198 ‡	1
	9,000 lb. (F090) Axle, 18.50" Center To Center, (Greaseable Socket Reduces Corrosion/Wear)		DS1199 ‡	1
	12,000 lb. (F120) Axle, Power Ram Cylinder, 18.58" Center To Center, (Greaseable Socket Reduces Corrosion/Wear)		DS1200 ‡	1
1989-1980	12,000 lb. (F120) Axle, Power Ram Cylinder, 17.93" Center To Center, (Greaseable Socket Reduces Corrosion/Wear)		DS986 ‡	1
1989-1979	9,000 lb. (F120D) Axle, 17.96" Center To Center, (Greaseable Socket Reduces Corrosion/Wear)		DS987 ‡	1
	7,000 lb. (F070) Axle, 17" Center To Center, (Greaseable Socket Reduces Corrosion/Wear)		DS1064 ‡	1
Tie Rod End				
1989-1988	7,000 lb. (F070) Axle, 10.080" Length	Left Outer	ES3026L	1
	7,000 lb. (F070) Axle, 10.080" Length	Right Outer	ES3027R	1
1989-1984	F090, 8100 Lb. Axle, 4.880" Length, (Greaseable Socket Reduces Corrosion/Wear)	Left Outer	ES405L ‡	1
	F090, 8100 Lb. Axle, 4.880" Length, (Greaseable Socket Reduces Corrosion/Wear)	Right Outer	ES405R ‡	1
1989-1980	F090, 9000 Lb. Axle, 4.880" Length, (Greaseable Socket Reduces Corrosion/Wear)	Left Outer	ES405L ‡	1
	F090, 9000 Lb. Axle, 4.880" Length, (Greaseable Socket Reduces Corrosion/Wear)	Right Outer	ES405R ‡	1
	F120, 12000 Lb. Axle, 4.880" Length, (Greaseable Socket Reduces Corrosion/Wear)	Left Outer	ES405L ‡	1
	F120, 12000 Lb. Axle, 4.880" Length, (Greaseable Socket Reduces Corrosion/Wear)	Right Outer	ES405R ‡	1
	F120D, 9000 Lb. Axle, 4.880" Length, (Greaseable Socket Reduces Corrosion/Wear)	Left Outer	ES405L ‡	1
	F120D, 9000 Lb. Axle, 4.880" Length, (Greaseable Socket Reduces Corrosion/Wear)	Right Outer	ES405R ‡	1
1989-1979	5,000 lb. (F050) Axle, 7,000 lb. (F070) Axle, 1.000" - 16 Threads, 4.93" Length, (Greaseable Socket Reduces Corrosion/Wear)	Left	ES2061L ‡	1
	5,000 lb. (F050) Axle, 7,000 lb. (F070) Axle, 1.000" - 16 Threads, 4.93" Length, (Greaseable Socket Reduces Corrosion/Wear)	Right	ES2062R ‡	1
1966-1963	5,000 lb. Axle, 1.000" - 16 Threads, 5.86" Length, (Greaseable Socket Reduces Corrosion/Wear)	Left	ES330L ‡	1
	5,000 lb. Axle, 1.000" - 16 Threads, 5.86" Length, (Greaseable Socket Reduces Corrosion/Wear)	Right	ES330R ‡	1
1966-1962	9,000 lb. Axle, 1.000" - 16 Threads, 3.750" Length, (Powdered Metal Gusher Brg. For Better Lubrication)	Left	ES176L ‡	1
	9,000 lb. Axle, 1.000" - 16 Threads, 3.750" Length, (Powdered Metal Gusher Brg. For Better Lubrication)	Right	ES176R ‡	1
C6000				
Drag Link Assembly				
1989-1988	7,000 lb. (F070) Axle, 17.53" Center To Center, (Greaseable Socket Reduces Corrosion/Wear)		DS1198 ‡	1
	9,000 lb. (F090) Axle, 18.50" Center To Center, (Greaseable Socket Reduces Corrosion/Wear)		DS1199 ‡	1
1989-1979	9,000 lb. (F120D) Axle, 17.96" Center To Center, (Greaseable Socket Reduces Corrosion/Wear)		DS987 ‡	1
	7,000 lb. (F070) Axle, 17" Center To Center, (Greaseable Socket Reduces Corrosion/Wear)		DS1064 ‡	1

(Cont.) 60, 600, 6000 Series-CHEVROLET TRUCK

STEERING (Cont.)

Year	Model/Application	Part	P/C Qty	Figure
C6000				
Tie Rod End				
1989-1979	5,000 lb. (F050) Axle, 7,000 lb. (F070) Axle, 1.000" - 16 Threads, 4.93" Length, (Greaseable Socket Reduces Corrosion/Wear)	Left ES2061L ‡	1	
	5,000 lb. (F050) Axle, 7,000 lb. (F070) Axle, 1.000" - 16 Threads, 4.93" Length, (Greaseable Socket Reduces Corrosion/Wear)	Right ES2062R ‡	1	
CE60				
Drag Link Assembly				
1978-1975	5,000 lb. (F050) Axle, 17" Center To Center, (Greaseable Socket Reduces Corrosion/Wear)	DS1064 ‡	1	
	9,000 lb. (F090) Axle, Power Steering, 17.96" Center To Center, (Greaseable Socket Reduces Corrosion/Wear)	DS987 ‡	1	
	7,000 lb. (F070) Axle, Power Steering, 17" Center To Center, (Greaseable Socket Reduces Corrosion/Wear)	DS1064 ‡	1	
1978-1973	9,000 lb. (F090, F120) Axle, 12,000 lb. (F120) Axle, 3.12" Length, (Power Cylinder End)	ES2030R	1	
	9,000 lb. (F090) Axle, Power Steering, 17.20" Center To Center, (Greaseable Socket Reduces Corrosion/Wear)	DS982 ‡	1	
Tie Rod End				
1978	5,000 lb. (F050) Axle, 7,000 lb. (F070) Axle, 1.000" - 16 Threads, 4.93" Length, (Greaseable Socket Reduces Corrosion/Wear)	Left ES2061L ‡	1	
	5,000 lb. (F050) Axle, 7,000 lb. (F070) Axle, 1.000" - 16 Threads, 4.93" Length, (Greaseable Socket Reduces Corrosion/Wear)	Right ES2062R ‡	1	
1977-1966	5,000 lb. Axle, 1.000" - 16 Threads, 5.86" Length, (Greaseable Socket Reduces Corrosion/Wear)	Left ES330L ‡	1	
	5,000 lb. Axle, 1.000" - 16 Threads, 5.86" Length, (Greaseable Socket Reduces Corrosion/Wear)	Right ES330R ‡	1	
1973-1966	9,000 lb. Axle, 1.000" - 16 Threads, 3.750" Length, (Powdered Metal Gusher Brg. For Better Lubrication)	Left ES176L ‡	1	
	9,000 lb. Axle, 1.000" - 16 Threads, 3.750" Length, (Powdered Metal Gusher Brg. For Better Lubrication)	Right ES176R ‡	1	
CE65				
Drag Link Assembly				
1978-1975	5,000 lb. (F050) Axle, 17" Center To Center, (Greaseable Socket Reduces Corrosion/Wear)	DS1064 ‡	1	
	9,000 lb. (F090) Axle, Power Steering, 17.96" Center To Center, (Greaseable Socket Reduces Corrosion/Wear)	DS987 ‡	1	
	7,000 lb. (F070) Axle, Power Steering, 17" Center To Center, (Greaseable Socket Reduces Corrosion/Wear)	DS1064 ‡	1	
1978-1973	9,000 lb. (F090, F120) Axle, 12,000 lb. (F120) Axle, 3.12" Length, (Power Cylinder End)	ES2030R	1	
	9,000 lb. (F090) Axle, Power Steering, 17.20" Center To Center, (Greaseable Socket Reduces Corrosion/Wear)	DS982 ‡	1	
Tie Rod End				
1978	7,000 lb. (F070) Axle, 1.000" - 16 Threads, 4.93" Length, (Greaseable Socket Reduces Corrosion/Wear)	Left ES2061L ‡	1	
	7,000 lb. (F070) Axle, 1.000" - 16 Threads, 4.93" Length, (Greaseable Socket Reduces Corrosion/Wear)	Right ES2062R ‡	1	
1974-1973	9,000 lb. (F090) Axle, 1.000" - 16 Threads, 3.750" Length, (Powdered Metal Gusher Brg. For Better Lubrication)	Left ES176L ‡	1	
	9,000 lb. (F090) Axle, 1.000" - 16 Threads, 3.750" Length, (Powdered Metal Gusher Brg. For Better Lubrication)	Right ES176R ‡	1	
CG60				
Tie Rod End				
1974-1973	9,000 lb. Axle, 1.000" - 16 Threads, 3.750" Length, (Powdered Metal Gusher Brg. For Better Lubrication)	Left ES176L ‡	1	
	9,000 lb. Axle, 1.000" - 16 Threads, 3.750" Length, (Powdered Metal Gusher Brg. For Better Lubrication)	Right ES176R ‡	1	
	5,000 lb. Axle, 1.000" - 16 Threads, 5.86" Length, (Greaseable Socket Reduces Corrosion/Wear)	Left ES330L ‡	1	
	5,000 lb. Axle, 1.000" - 16 Threads, 5.86" Length, (Greaseable Socket Reduces Corrosion/Wear)	Right ES330R ‡	1	
1969-1967	9,000 lb. Axle, 1.000" - 16 Threads, 3.750" Length, (Powdered Metal Gusher Brg. For Better Lubrication)	Left ES176L ‡	1	
	9,000 lb. Axle, 1.000" - 16 Threads, 3.750" Length, (Powdered Metal Gusher Brg. For Better Lubrication)	Right ES176R ‡	1	
	5,000 lb. Axle, 1.000" - 16 Threads, 5.86" Length, (Greaseable Socket Reduces Corrosion/Wear)	Left ES330L ‡	1	
	5,000 lb. Axle, 1.000" - 16 Threads, 5.86" Length, (Greaseable Socket Reduces Corrosion/Wear)	Right ES330R ‡	1	
CG65				
Drag Link Assembly				
1978-1975	9,000 lb. (F090) Axle, Power Steering, 17.96" Center To Center, (Greaseable Socket Reduces Corrosion/Wear)	DS987 ‡	1	
	7,000 lb. (F070) Axle, Power Steering, 17" Center To Center, (Greaseable Socket Reduces Corrosion/Wear)	DS1064 ‡	1	
1978-1973	9,000 lb. (F090, F120) Axle, 3.12" Length, (Power Cylinder End)	ES2030R	1	

CHEVROLET TRUCK-60, 600, 6000 Series (Cont.)

STEERING (Cont.)

Year	Model/Application	Part	P/C Qty	Figure
CG65				
Drag Link Assembly				
1978-1973 (Cont.)	9,000 lb. (F090) Axle, Power Steering, 17.20" Center To Center, (Greaseable Socket Reduces Corrosion/Wear)	DS982 ‡	1	
Tie Rod End				
1974-1973	9,000 lb. (F090) Axle, 1.000" - 16 Threads, 3.750" Length, (Powdered Metal Gusher Brg. For Better Lubrication)	Left ES176L ‡	1	
	9,000 lb. (F090) Axle, 1.000" - 16 Threads, 3.750" Length, (Powdered Metal Gusher Brg. For Better Lubrication)	Right ES176R ‡	1	
CM65				
Drag Link Assembly				
1978-1975	9,000 lb. (F090) Axle, Power Steering, 17.96" Center To Center, (Greaseable Socket Reduces Corrosion/Wear)	DS987 ‡	1	
	7,000 lb. (F070) Axle, Power Steering, 17" Center To Center, (Greaseable Socket Reduces Corrosion/Wear)	DS1064 ‡	1	
1978-1973	9,000 lb. (F090, F120) Axle, 3.12" Length, (Power Cylinder End)	ES2030R	1	
	9,000 lb. (F090) Axle, Power Steering, 17.20" Center To Center, (Greaseable Socket Reduces Corrosion/Wear)	DS982 ‡	1	
Tie Rod End				
1974-1973	9,000 lb. (F090) Axle, 1.000" - 16 Threads, 3.750" Length, (Powdered Metal Gusher Brg. For Better Lubrication)	Left ES176L ‡	1	
	9,000 lb. (F090) Axle, 1.000" - 16 Threads, 3.750" Length, (Powdered Metal Gusher Brg. For Better Lubrication)	Right ES176R ‡	1	
	5,000 lb. (F050) Axle, 5,500 lb. Axle, 1.000" - 16 Threads, 5.86" Length, (Greaseable Socket Reduces Corrosion/Wear)	Left ES330L ‡	1	
	5,000 lb. (F050) Axle, 5,500 lb. Axle, 1.000" - 16 Threads, 5.86" Length, (Greaseable Socket Reduces Corrosion/Wear)	Right ES330R ‡	1	
D60				
Tie Rod End				
1965-1963	5,000 lb. Axle, 1.000" - 16 Threads, 5.86" Length, (Greaseable Socket Reduces Corrosion/Wear)	Left ES330L ‡	1	
	5,000 lb. Axle, 1.000" - 16 Threads, 5.86" Length, (Greaseable Socket Reduces Corrosion/Wear)	Right ES330R ‡	1	
1965-1962	9,000 lb. Axle, 1.000" - 16 Threads, 3.750" Length, (Powdered Metal Gusher Brg. For Better Lubrication)	Left ES176L ‡	1	
	9,000 lb. Axle, 1.000" - 16 Threads, 3.750" Length, (Powdered Metal Gusher Brg. For Better Lubrication)	Right ES176R ‡	1	
Kodiak C60				
Drag Link Assembly				
1990	7,000 lb. Axle, 17.53" Center To Center, (Greaseable Socket Reduces Corrosion/Wear)	DS1198 ‡	1	
	9,000 lb. (F120D) Axle, 17.96" Center To Center, (Greaseable Socket Reduces Corrosion/Wear)	DS987 ‡	1	
	7,000 lb. Axle, 17" Center To Center, (Greaseable Socket Reduces Corrosion/Wear)	DS1064 ‡	1	
	9,000 lb. (F090) Axle, 18.50" Center To Center, (Greaseable Socket Reduces Corrosion/Wear)	DS1199 ‡	1	
	8,000 lb. (FL1) Axle, 11,000 lb. (FL2) Axle, Hydraulic Brakes, 20.65" Center To Center	DS1216	1	
	12,000 lb. (F120) Axle, Power Ram Cylinder, 17.93" Center To Center, (Greaseable Socket Reduces Corrosion/Wear)	DS986 ‡	1	
	12,000 lb. (F120) Axle, Power Ram Cylinder, 18.58" Center To Center, (Greaseable Socket Reduces Corrosion/Wear)	DS1200 ‡	1	
	8,100 lb. Axle, 11,000 lb. Axle, Power Steering (Non-Variable)(N40), Air Brakes, 20.28" Center To Center	DS1277	1	
Tie Rod End				
1990	5,000 lb. (F050) Axle, 7,000 lb. (F070) Axle, 1.000" - 16 Threads, 4.93" Length, (Greaseable Socket Reduces Corrosion/Wear)	Left ES2061L ‡	1	
	5,000 lb. (F050) Axle, 7,000 lb. (F070) Axle, 1.000" - 16 Threads, 4.93" Length, (Greaseable Socket Reduces Corrosion/Wear)	Right ES2062R ‡	1	
	8,000 lb. (FL1) Axle, 1.000" - 16 Threads, 5.00" Length	Left ES3268L	1	
	8,000 lb. (FL1) Axle, 1.000" - 16 Threads, 5.00" Length	Right ES3269R	1	
	7,000 lb. (F070) Axle, 10.080" Length	Left Outer ES3026L	1	
	7,000 lb. (F070) Axle, 10.080" Length	Right Outer ES3027R	1	
	F090, 8100 Lb. Axle, 4.880" Length, (Greaseable Socket Reduces Corrosion/Wear)	Left Outer ES405L ‡	1	
	F090, 8100 Lb. Axle, 4.880" Length, (Greaseable Socket Reduces Corrosion/Wear)	Right Outer ES405R ‡	1	
	F090, 9000 Lb. Axle, 4.880" Length, (Greaseable Socket Reduces Corrosion/Wear)	Left Outer ES405L ‡	1	
	F090, 9000 Lb. Axle, 4.880" Length, (Greaseable Socket Reduces Corrosion/Wear)	Right Outer ES405R ‡	1	
	F120, 12000 Lb. Axle, 4.880" Length, (Greaseable Socket Reduces Corrosion/Wear)	Left Outer ES405L ‡	1	
	F120, 12000 Lb. Axle, 4.880" Length, (Greaseable Socket Reduces Corrosion/Wear)	Right Outer ES405R ‡	1	
	F120D, 9000 Lb. Axle, 4.880" Length, (Greaseable Socket Reduces Corrosion/Wear)	Left Outer ES405L ‡	1	
	F120D, 9000 Lb. Axle, 4.880" Length, (Greaseable Socket Reduces Corrosion/Wear)	Right Outer ES405R ‡	1	
L60				
Tie Rod End				
1966-1965	5,000 lb. Axle, 1.000" - 16 Threads, 5.86" Length, (Greaseable Socket Reduces Corrosion/Wear)	Left ES330L ‡	1	

(Cont.) 60, 600, 6000 Series-CHEVROLET TRUCK

STEERING (Cont.)

Year	Model/Application	Part	P/C Qty	Figure
L60				
Tie Rod End				
1966-1965 (Cont.)	5,000 lb. Axle, 1.000" - 16 Threads, 5.86" Length, (Greaseable Socket Reduces Corrosion/Wear)	Right ES330R ‡	1	
1966-1963	9,000 lb. Axle, 1.000" - 16 Threads, 3.750" Length, (Powdered Metal Gusher Brg. For Better Lubrication) 9,000 lb. Axle, 1.000" - 16 Threads, 3.750" Length, (Powdered Metal Gusher Brg. For Better Lubrication)	Left ES176L ‡	1	
		Right ES176R ‡	1	
M60				
Tie Rod End				
1966-1963	9,000 lb. Axle, 1.000" - 16 Threads, 3.750" Length, (Powdered Metal Gusher Brg. For Better Lubrication) 9,000 lb. Axle, 1.000" - 16 Threads, 3.750" Length, (Powdered Metal Gusher Brg. For Better Lubrication) 5,000 lb. Axle, 1.000" - 16 Threads, 5.86" Length, (Greaseable Socket Reduces Corrosion/Wear) 5,000 lb. Axle, 1.000" - 16 Threads, 5.86" Length, (Greaseable Socket Reduces Corrosion/Wear)	Left ES176L ‡	1	
		Right ES176R ‡	1	
		Left ES330L ‡	1	
		Right ES330R ‡	1	
ME60				
Drag Link Assembly				
1978	7,000 lb. Axle, 9,000 lb. Axle, 12,000 lb. Axle, 17" Center To Center, (Greaseable Socket Reduces Corrosion/Wear)	DS1064 ‡	1	
Tie Rod End				
1978	7,000 lb. Axle, Axle Stamped 465005, 47376, 7, 8, 1.000" - 16 Threads, 4.93" Length, (Greaseable Socket Reduces Corrosion/Wear) 7,000 lb. Axle, Axle Stamped 465005, 47376, 7, 8, 1.000" - 16 Threads, 4.93" Length, (Greaseable Socket Reduces Corrosion/Wear)	Left ES2061L ‡	1	
		Right ES2062R ‡	1	
1972-1967	9,000 lb. Axle, 1.000" - 16 Threads, 3.750" Length, (Powdered Metal Gusher Brg. For Better Lubrication) 9,000 lb. Axle, 1.000" - 16 Threads, 3.750" Length, (Powdered Metal Gusher Brg. For Better Lubrication) 5,000 lb. Axle, 1.000" - 16 Threads, 5.86" Length, (Greaseable Socket Reduces Corrosion/Wear) 5,000 lb. Axle, 1.000" - 16 Threads, 5.86" Length, (Greaseable Socket Reduces Corrosion/Wear)	Left ES176L ‡	1	
		Right ES176R ‡	1	
		Left ES330L ‡	1	
		Right ES330R ‡	1	
ME65				
Drag Link Assembly				
1978-1975	9,000 lb. (F090, F120D) Axle, Power Steering, 17.96" Center To Center, (Greaseable Socket Reduces Corrosion/Wear) 7,000 lb. (F070) Axle, 9,000 lb. (F120D) Axle, Power Steering, 17" Center To Center, (Greaseable Socket Reduces Corrosion/Wear)	DS987 ‡	1	
		DS1064 ‡	1	
1978-1973	9,000 lb. (F090, F120D) Axle, 12,000 lb. Axle, 3.12" Length, (Power Cylinder End) 9,000 lb. (F120D) Axle, Power Steering, 17.20" Center To Center, (Greaseable Socket Reduces Corrosion/Wear)	ES2030R	1	
		DS982 ‡	1	
Tie Rod End				
1974-1973	9,000 lb. (F090) Axle, 1.000" - 16 Threads, 3.750" Length, (Powdered Metal Gusher Brg. For Better Lubrication) 9,000 lb. (F090) Axle, 1.000" - 16 Threads, 3.750" Length, (Powdered Metal Gusher Brg. For Better Lubrication)	Left ES176L ‡	1	
		Right ES176R ‡	1	
MG60				
Tie Rod End				
1969-1967	9,000 lb. Axle, 1.000" - 16 Threads, 3.750" Length, (Powdered Metal Gusher Brg. For Better Lubrication) 9,000 lb. Axle, 1.000" - 16 Threads, 3.750" Length, (Powdered Metal Gusher Brg. For Better Lubrication) 5,000 lb. Axle, 1.000" - 16 Threads, 5.86" Length, (Greaseable Socket Reduces Corrosion/Wear) 5,000 lb. Axle, 1.000" - 16 Threads, 5.86" Length, (Greaseable Socket Reduces Corrosion/Wear)	Left ES176L ‡	1	
		Right ES176R ‡	1	
		Left ES330L ‡	1	
		Right ES330R ‡	1	
MM65				
Drag Link Assembly				
1974	9,000 lb. (F090) Axle, 12,000 lb. Axle, .938" - 20 Threads, 3.12" Length, (Power Cylinder End) 9,000 lb. (F090) Axle, Power Steering, 17.20" Center To Center, (Greaseable Socket Reduces Corrosion/Wear)	ES2030R	2	
		DS982 ‡	1	
Tie Rod End				
1974	9,000 lb. (F090) Axle, 1.000" - 16 Threads, 3.750" Length, (Powdered Metal Gusher Brg. For Better Lubrication) 9,000 lb. (F090) Axle, 1.000" - 16 Threads, 3.750" Length, (Powdered Metal Gusher Brg. For Better Lubrication)	Left ES176L ‡	1	
		Right ES176R ‡	1	

CHEVROLET TRUCK-60, 600, 6000 Series (Cont.)

STEERING (Cont.)

Year	Model/Application	Part	P/C Qty	Figure
N60				
Tie Rod End				
1966-1965	9,000 lb. Axle, 1.000" - 16 Threads, 3.750" Length, (Powdered Metal Gusher Brg. For Better Lubrication)	Left	ES176L ‡	1
	9,000 lb. Axle, 1.000" - 16 Threads, 3.750" Length, (Powdered Metal Gusher Brg. For Better Lubrication)	Right	ES176R ‡	1
P6				
Drag Link Assembly				
1990-1988	7,000 lb. (F070) Axle, 17.53" Center To Center, (Greaseable Socket Reduces Corrosion/Wear)		DS1198 ‡	1
	9,000 lb. (F120D) Axle, 18.50" Center To Center, (Greaseable Socket Reduces Corrosion/Wear)		DS1199 ‡	1
1990-1983	5,000 lb. (F050) Axle, 17" Center To Center, (Greaseable Socket Reduces Corrosion/Wear)		DS1064 ‡	1
	7,000 lb. Axle, Except Motor Home, 17" Center To Center, (Greaseable Socket Reduces Corrosion/Wear)		DS1064 ‡	1
	9,000 lb. Axle, Saginaw Power Steering, Hydraulic Brakes, 17.96" Center To Center, (Greaseable Socket Reduces Corrosion/Wear)		DS987 ‡	1
Tie Rod End				
1990-1983	5,000 lb. (F050) Axle, 1.000" - 16 Threads, 4.93" Length, (Greaseable Socket Reduces Corrosion/Wear)	Left	ES2061L ‡	1
	5,000 lb. (F050) Axle, 1.000" - 16 Threads, 4.93" Length, (Greaseable Socket Reduces Corrosion/Wear)	Right	ES2062R ‡	1
Q60				
Tie Rod End				
1966-1965	9,000 lb. Axle, 1.000" - 16 Threads, 3.750" Length, (Powdered Metal Gusher Brg. For Better Lubrication)	Left	ES176L ‡	1
	9,000 lb. Axle, 1.000" - 16 Threads, 3.750" Length, (Powdered Metal Gusher Brg. For Better Lubrication)	Right	ES176R ‡	1
	5,000 lb. Axle, 1.000" - 16 Threads, 5.86" Length, (Greaseable Socket Reduces Corrosion/Wear)	Left	ES330L ‡	1
	5,000 lb. Axle, 1.000" - 16 Threads, 5.86" Length, (Greaseable Socket Reduces Corrosion/Wear)	Right	ES330R ‡	1
S60				
Tie Rod End				
1966-1963	5,000 lb. Axle, 1.000" - 16 Threads, 5.86" Length, (Greaseable Socket Reduces Corrosion/Wear)	Left	ES330L ‡	1
	5,000 lb. Axle, 1.000" - 16 Threads, 5.86" Length, (Greaseable Socket Reduces Corrosion/Wear)	Right	ES330R ‡	1
1966-1962	9,000 lb. Axle, 1.000" - 16 Threads, 3.750" Length, (Powdered Metal Gusher Brg. For Better Lubrication)	Left	ES176L ‡	1
	9,000 lb. Axle, 1.000" - 16 Threads, 3.750" Length, (Powdered Metal Gusher Brg. For Better Lubrication)	Right	ES176R ‡	1
S6200				
Tie Rod End				
1966-1963	5,000 lb. Axle, 1.000" - 16 Threads, 5.86" Length, (Greaseable Socket Reduces Corrosion/Wear)	Left	ES330L ‡	1
	5,000 lb. Axle, 1.000" - 16 Threads, 5.86" Length, (Greaseable Socket Reduces Corrosion/Wear)	Right	ES330R ‡	1
1966-1962	9,000 lb. Axle, 1.000" - 16 Threads, 3.750" Length, (Powdered Metal Gusher Brg. For Better Lubrication)	Left	ES176L ‡	1
	9,000 lb. Axle, 1.000" - 16 Threads, 3.750" Length, (Powdered Metal Gusher Brg. For Better Lubrication)	Right	ES176R ‡	1
SE60				
Drag Link Assembly				
1978-1975	5,500 lb. Axle, 7,000 lb. Axle, Power Steering, 17" Center To Center, (Greaseable Socket Reduces Corrosion/Wear)		DS1064 ‡	1
Tie Rod End				
1978-1977	5,000 lb. Axle, 5,500 lb. Axle, 7,000 lb. Axle, 1.000" - 16 Threads, 4.93" Length, (Greaseable Socket Reduces Corrosion/Wear)	Left	ES2061L ‡	1
	5,000 lb. Axle, 5,500 lb. Axle, 7,000 lb. Axle, 1.000" - 16 Threads, 4.93" Length, (Greaseable Socket Reduces Corrosion/Wear)	Right	ES2062R ‡	1
1978-1967	5,500 lb. (F055) Axle, 1.000" - 16 Threads, 5.86" Length, (Greaseable Socket Reduces Corrosion/Wear)	Left	ES330L ‡	1
	5,500 lb. (F055) Axle, 1.000" - 16 Threads, 5.86" Length, (Greaseable Socket Reduces Corrosion/Wear)	Right	ES330R ‡	1
1974-1967	9,000 lb. Axle, 1.000" - 16 Threads, 3.750" Length, (Powdered Metal Gusher Brg. For Better Lubrication)	Left	ES176L ‡	1
	9,000 lb. Axle, 1.000" - 16 Threads, 3.750" Length, (Powdered Metal Gusher Brg. For Better Lubrication)	Right	ES176R ‡	1
SG60				
Tie Rod End				
1974-1973	9,000 lb. Axle, 1.000" - 16 Threads, 3.750" Length, (Powdered Metal Gusher Brg. For Better Lubrication)	Left	ES176L ‡	1

(Cont.) 60, 600, 6000 Series-CHEVROLET TRUCK**STEERING (Cont.)**

Year	Model/Application	Part	P/C Qty	Figure
SG60				
Tie Rod End				
1974-1973 (Cont.)	9,000 lb. Axle, 1.000" - 16 Threads, 3.750" Length, (Powdered Metal Gusher Brg. For Better Lubrication)	Right	ES176R ‡	1
	5,000 lb. Axle, 5,500 lb. Axle, 1.000" - 16 Threads, 5.86" Length, (Greaseable Socket Reduces Corrosion/Wear)	Left	ES330L ‡	1
	5,000 lb. Axle, 5,500 lb. Axle, 1.000" - 16 Threads, 5.86" Length, (Greaseable Socket Reduces Corrosion/Wear)	Right	ES330R ‡	1
T60				
Tie Rod End				
1966-1962	9,000 lb. Axle, 1.000" - 16 Threads, 3.750" Length, (Powdered Metal Gusher Brg. For Better Lubrication)	Left	ES176L ‡	1
	9,000 lb. Axle, 1.000" - 16 Threads, 3.750" Length, (Powdered Metal Gusher Brg. For Better Lubrication)	Right	ES176R ‡	1
TE60				
Tie Rod End				
1978-1977	5,000 lb. (F050) Axle, 5,500 lb. Axle, 7,000 lb. Axle, 1.000" - 16 Threads, 4.93" Length, (Greaseable Socket Reduces Corrosion/Wear)	Left	ES2061L ‡	1
	5,000 lb. (F050) Axle, 5,500 lb. Axle, 7,000 lb. Axle, 1.000" - 16 Threads, 4.93" Length, (Greaseable Socket Reduces Corrosion/Wear)	Right	ES2062R ‡	1
1976-1973	5,000 lb. (F050) Axle, 5,500 lb. Axle, 1.000" - 16 Threads, 5.86" Length, (Greaseable Socket Reduces Corrosion/Wear)	Left	ES330L ‡	1
	5,000 lb. (F050) Axle, 5,500 lb. Axle, 1.000" - 16 Threads, 5.86" Length, (Greaseable Socket Reduces Corrosion/Wear)	Right	ES330R ‡	1
1975-1967	9,000 lb. Axle, 1.000" - 16 Threads, 3.750" Length, (Powdered Metal Gusher Brg. For Better Lubrication)	Left	ES176L ‡	1
	9,000 lb. Axle, 1.000" - 16 Threads, 3.750" Length, (Powdered Metal Gusher Brg. For Better Lubrication)	Right	ES176R ‡	1
TE65				
Tie Rod End				
1978-1977	5,000 lb. (F050) Axle, 5,500 lb. Axle, 7,000 lb. Axle, 1.000" - 16 Threads, 4.93" Length, (Greaseable Socket Reduces Corrosion/Wear)	Left	ES2061L ‡	1
	5,000 lb. (F050) Axle, 5,500 lb. Axle, 7,000 lb. Axle, 1.000" - 16 Threads, 4.93" Length, (Greaseable Socket Reduces Corrosion/Wear)	Right	ES2062R ‡	1
1976-1973	5,000 lb. (F050) Axle, 5,500 lb. Axle, 1.000" - 16 Threads, 5.86" Length, (Greaseable Socket Reduces Corrosion/Wear)	Left	ES330L ‡	1
	5,000 lb. (F050) Axle, 5,500 lb. Axle, 1.000" - 16 Threads, 5.86" Length, (Greaseable Socket Reduces Corrosion/Wear)	Right	ES330R ‡	1
1974-1973	9,000 lb. (F090) Axle, 1.000" - 16 Threads, 3.750" Length, (Powdered Metal Gusher Brg. For Better Lubrication)	Left	ES176L ‡	1
	9,000 lb. (F090) Axle, 1.000" - 16 Threads, 3.750" Length, (Powdered Metal Gusher Brg. For Better Lubrication)	Right	ES176R ‡	1
TG60				
Tie Rod End				
1974-1973	9,000 lb. Axle, 1.000" - 16 Threads, 3.750" Length, (Powdered Metal Gusher Brg. For Better Lubrication)	Left	ES176L ‡	1
	9,000 lb. Axle, 1.000" - 16 Threads, 3.750" Length, (Powdered Metal Gusher Brg. For Better Lubrication)	Right	ES176R ‡	1
	5,000 lb. (F050) Axle, 5,500 lb. Axle, 1.000" - 16 Threads, 5.86" Length, (Greaseable Socket Reduces Corrosion/Wear)	Left	ES330L ‡	1
	5,000 lb. (F050) Axle, 5,500 lb. Axle, 1.000" - 16 Threads, 5.86" Length, (Greaseable Socket Reduces Corrosion/Wear)	Right	ES330R ‡	1
1969-1967	9,000 lb. Axle, 1.000" - 16 Threads, 3.750" Length, (Powdered Metal Gusher Brg. For Better Lubrication)	Left	ES176L ‡	1
	9,000 lb. Axle, 1.000" - 16 Threads, 3.750" Length, (Powdered Metal Gusher Brg. For Better Lubrication)	Right	ES176R ‡	1
TM65				
Tie Rod End				
1974-1973	9,000 lb. (F090) Axle, 1.000" - 16 Threads, 3.750" Length, (Powdered Metal Gusher Brg. For Better Lubrication)	Left	ES176L ‡	1
	9,000 lb. (F090) Axle, 1.000" - 16 Threads, 3.750" Length, (Powdered Metal Gusher Brg. For Better Lubrication)	Right	ES176R ‡	1
V60				
Tie Rod End				
1966-1965	9,000 lb. Axle, 1.000" - 16 Threads, 3.750" Length, (Powdered Metal Gusher Brg. For Better Lubrication)	Left	ES176L ‡	1
	9,000 lb. Axle, 1.000" - 16 Threads, 3.750" Length, (Powdered Metal Gusher Brg. For Better Lubrication)	Right	ES176R ‡	1
	5,000 lb. Axle, 1.000" - 16 Threads, 5.86" Length, (Greaseable Socket Reduces Corrosion/Wear)	Left	ES330L ‡	1

CHEVROLET TRUCK-60, 600, 6000 Series (Cont.)

STEERING (Cont.)

Year	Model/Application	Part	P/C Qty	Figure
V60				
Tie Rod End				
1966-1965 (Cont.)	5,000 lb. Axle, 1.000" - 16 Threads, 5.86" Length, (Greaseable Socket Reduces Corrosion/Wear)	Right ES330R ‡	1	
W6				
Tie Rod End				
1980-1979	7,000 lb. (F070) Axle, 1.000" - 16 Threads, 4.93" Length, (Greaseable Socket Reduces Corrosion/Wear)	Left ES2061L ‡	1	
	7,000 lb. (F070) Axle, 1.000" - 16 Threads, 4.93" Length, (Greaseable Socket Reduces Corrosion/Wear)	Right ES2062R ‡	1	

REAR SUSPENSION

Year	Model/Application	Part	P/C Qty	Figure
6100				
Leaf Spring Bolt				
1959-1949		Front K150305 Rear K150305	2 2	
Leaf Spring Shackle Bushing				
1956-1952		Upper K201108	4	
6300				
Leaf Spring Bolt				
1959-1958		Front K150305 Rear K150305	2 2	
6400				
Leaf Spring Bolt				
1959-1949		Front K150305 Rear K150305	2 2	
Leaf Spring Shackle Bushing				
1956-1952		Upper K201108	4	
6500				
Leaf Spring Bolt				
1959-1950		Front K150305 Rear K150305	2 2	
Leaf Spring Shackle Bushing				
1956-1952		Upper K201108	4	
6700				
Leaf Spring Bolt				
1957-1949		Front K150305 Rear K150305	2 2	
Leaf Spring Shackle Bushing				
1956-1952		Upper K201108	4	
6702				
Leaf Spring Bolt				
1959-1954		Front K150305 Rear K150305	2 2	
Leaf Spring Shackle Bushing				
1956-1954		Upper K201108	4	
6703				
Leaf Spring Bolt				
1959-1958		Front K150305 Rear K150305	2 2	
6800				
Leaf Spring Bolt				
1959-1952		Front K150305 Rear K150305	2 2	
Leaf Spring Shackle Bushing				
1956-1952		Upper K201108	4	

(Cont.) 60, 600, 6000 Series—CHEVROLET TRUCK

REAR SUSPENSION (Cont.)

Year	Model/Application	Part	P/C Qty	Figure
A60				
Leaf Spring Bushing				
1966-1965		Front K200923	2	
C60				
Leaf Spring Bushing				
1986-1979	Conventional Cab, 2-1/2" Springs	Front K200923	2	
1966-1963		Front K200923	2	
C6000				
Leaf Spring Bushing				
1986-1979	Conventional Cab, 2-1/2" Springs	Front K200923	2	
CE60				
Leaf Spring Bushing				
1978-1973	2-1/2" Springs, 7500 Or 8750 Lb Springs	Front K200923	2	
1972-1967	Except Tilt Cab, Standard Duty	Front K200923	2	
1966		Front K200923	2	
CE65				
Leaf Spring Bushing				
1978-1973	2-1/2" Springs, 7500 Or 8750 Lb Springs	Front K200923	2	
CG60				
Leaf Spring Bushing				
1974-1973	2-1/2" Springs, 7500 Or 8750 Lb Springs	Front K200923	2	
1969-1967	Except Tilt Cab, Standard Duty	Front K200923	2	
CG65				
Leaf Spring Bushing				
1978-1973	2-1/2" Springs, 7500 Or 8750 Lb Springs	Front K200923	2	
CM65				
Leaf Spring Bushing				
1978-1973	2-1/2" Springs, 7500 Or 8750 Lb Springs	Front K200923	2	
D60				
Leaf Spring Bushing				
1965-1963		Front K200923	2	
L60				
Leaf Spring Bushing				
1966-1963		Front K200923	2	
M60				
Leaf Spring Bushing				
1966-1963		Front K200923	2	
ME60				
Leaf Spring Bushing				
1972-1967	Except Tilt Cab, Standard Duty	Front K200923	2	
ME65				
Leaf Spring Bushing				
1978-1973	2-1/2" Springs, 7500 Or 8750 Lb Springs	Front K200923	2	
MG60				
Leaf Spring Bushing				
1969-1967	Except Tilt Cab, Standard Duty	Front K200923	2	
MM65				
Leaf Spring Bushing				
1974	2-1/2" Springs, 7500 Or 8750 Lb Springs	Front K200923	2	
N60				
Leaf Spring Bushing				
1966-1965		Front K200923	2	
Q60				
Leaf Spring Bushing				
1966-1965		Front K200923	2	

CHEVROLET TRUCK-60, 600, 6000 Series (Cont.)

REAR SUSPENSION (Cont.)

Year	Model/Application	Part	P/C Qty	Figure
S60				
Leaf Spring Bushing				
1966-1963		Front K200923	2	
S6200				
Leaf Spring Bushing				
1966-1963		Front K200923	2	
SE60				
Leaf Spring Bushing				
1978-1973	2-1/2" Springs, 7500 Or 8750 Lb Springs	Front K200923	2	
1972-1967	Except Tilt Cab, Standard Duty	Front K200923	2	
SE6000				
Leaf Spring Bushing				
1968-1967	Except Tilt Cab, Standard Duty	Front K200923	2	
SG60				
Leaf Spring Bushing				
1974-1973	2-1/2" Springs, 7500 Or 8750 Lb Springs	Front K200923	2	
SG65				
Leaf Spring Bushing				
1978-1973	2-1/2" Springs, 7500 Or 8750 Lb Springs	Front K200923	2	
SM65				
Leaf Spring Bushing				
1978-1973	2-1/2" Springs, 7500 Or 8750 Lb Springs	Front K200923	2	
SS65				
Leaf Spring Bushing				
1978-1973	2-1/2" Springs, 7500 Or 8750 Lb Springs	Front K200923	2	
T60				
Leaf Spring Bushing				
1966-1963		Front K200923	2	
TE60				
Leaf Spring Bushing				
1978-1973	2-1/2" Springs, 7500 Or 8750 Lb Springs	Front K200923	2	
TE65				
Leaf Spring Bushing				
1978-1973	2-1/2" Springs, 7500 Or 8750 Lb Springs	Front K200923	2	
TG60				
Leaf Spring Bushing				
1974-1973	2-1/2" Springs, 7500 Or 8750 Lb Springs	Front K200923	2	
TM65				
Leaf Spring Bushing				
1974-1973	2-1/2" Springs, 7500 Or 8750 Lb Springs	Front K200923	2	
V60				
Leaf Spring Bushing				
1966-1965		Front K200923	2	
W6				
Leaf Spring Bushing				
1980-1979	Steel Tilt Cab, 2-1/2" Springs	Front K200923	2	

CHEVROLET TRUCK-70, 700, 7000 Series

FRONT SUSPENSION

Year	Model/Application	Part	P/C Qty	Figure
C70				
King Bolt Set				
1989-1979	9,000 lb. (F090) Axle, 1.186/1.434" X 8.750", (Contains Metal Bushing, Tapered Bolt)	8462B	1	
	7,000 lb. (F070) Axle, 1.249" X 7.890", (Contains Nylon Bushing, One Keyway)	8491N	1	
	7,000 lb. (F070) Axle, 1.259" X 7.890", (Contains Metal Bushing, Oversize, One Keyway)	8491B010	1	

(Cont.) 70, 700, 7000 Series-CHEVROLET TRUCK

FRONT SUSPENSION (Cont.)

Year	Model/Application	Part	P/C Qty	Figure
C70				
King Bolt Set				
1989-1979 (Cont.)	12,000 lb. (F120) Axle, 1.745" X 9.380", (Contains Metal Bushing, One Keyway)	8613B	1	
1987-1979	9,000 lb. Axle, 1.186/1.434" X 8.750", (Contains Nylon Bushing, Tapered Bolt)	8462N	1	
HE70				
King Bolt Set				
1978-1975	12,000 lb. (F120) Axle, 1.745" X 9.380", (Contains Metal Bushing, One Keyway)	8613B	1	
1978-1973	9,000 lb. (F090) Axle, 1.186/1.434" X 8.750", (Contains Metal Bushing, Tapered Bolt)	8462B	1	
	9,000 lb. (F090) Axle, 1.186/1.434" X 8.750", (Contains Nylon Bushing, Tapered Bolt)	8462N	1	
	7,000 lb. (F070) Axle, 1.249" X 7.890", (Contains Nylon Bushing, One Keyway)	8491N	1	
	7,000 lb. (F070) Axle, 1.259" X 7.890", (Contains Metal Bushing, Oversize, One Keyway)	8491B010	1	
	16,000 lb. (FL901) Axle, 1.999" Pin Diameter, 11.040" Length, (Contains Metal Bushing, Two Keyways)	8518B	1	
1974-1973	12,000 lb. (F120) Axle, 1.309/1.607" X 9.750", (Contains Metal Bushing, Tapered Bolt)	8386B	1	
	12,000 lb. (F120) Axle, 1.309/1.607" X 9.750", (Tapered Bolt, Contains Nylon Bushing)	8386N	1	
HM70				
King Bolt Set				
1968-1966	9,000 lb. (F090) Axle, 1.186/1.434" X 8.750", (Contains Metal Bushing, Tapered Bolt)	8462B	1	
	9,000 lb. (F090) Axle, 1.186/1.434" X 8.750", (Contains Nylon Bushing, Tapered Bolt)	8462N	1	
	7,000 lb. (F070) Axle, 1.249" X 7.890", (Contains Nylon Bushing, One Keyway)	8491N	1	
	7,000 lb. (F070) Axle, 1.259" X 7.890", (Contains Metal Bushing, Oversize, One Keyway)	8491B010	1	
	11,000 lb. (F110) Axle, 12,000 lb. (F120) Axle, 1.309/1.607" X 9.750", (Contains Metal Bushing, Tapered Bolt)	8386B	1	
	11,000 lb. (F110) Axle, 12,000 lb. (F120) Axle, 1.309/1.607" X 9.750", (Tapered Bolt, Contains Nylon Bushing)	8386N	1	
	16,000 lb. (FL901) Axle, 1.999" Pin Diameter, 11.040" Length, (Contains Metal Bushing, Two Keyways)	8518B	1	
	16,000 lb. (FL901) Axle, 1.999" Pin Diameter, 11.040" Length, (Contains Nylon Bushing, Two Keyways)	8518N	1	
HV70				
King Bolt Set				
1970-1966	9,000 lb. (F090) Axle, 1.186/1.434" X 8.750", (Contains Metal Bushing, Tapered Bolt)	8462B	1	
	9,000 lb. (F090) Axle, 1.186/1.434" X 8.750", (Contains Nylon Bushing, Tapered Bolt)	8462N	1	
	7,000 lb. (F070) Axle, 1.249" X 7.890", (Contains Nylon Bushing, One Keyway)	8491N	1	
	7,000 lb. (F070) Axle, 1.259" X 7.890", (Contains Metal Bushing, Oversize, One Keyway)	8491B010	1	
	11,000 lb. (F110) Axle, 12,000 lb. (F120) Axle, 1.309/1.607" X 9.750", (Contains Metal Bushing, Tapered Bolt)	8386B	1	
	11,000 lb. (F110) Axle, 12,000 lb. (F120) Axle, 1.309/1.607" X 9.750", (Tapered Bolt, Contains Nylon Bushing)	8386N	1	
	16,000 lb. (FL901) Axle, 1.999" Pin Diameter, 11.040" Length, (Contains Metal Bushing, Two Keyways)	8518B	1	
	16,000 lb. (FL901) Axle, 1.999" Pin Diameter, 11.040" Length, (Contains Nylon Bushing, Two Keyways)	8518N	1	
JE70				
King Bolt Set				
1978-1975	9,000 lb. (F120D) Axle, 12,000 lb. (F120) Axle, 1.745" X 9.380", (Contains Metal Bushing, One Keyway)	8613B	1	
1978-1973	9,000 lb. (F090) Axle, 1.186/1.434" X 8.750", (Contains Metal Bushing, Tapered Bolt)	8462B	1	
	9,000 lb. (F090) Axle, 1.186/1.434" X 8.750", (Contains Nylon Bushing, Tapered Bolt)	8462N	1	
	7,000 lb. (F070) Axle, 1.249" X 7.890", (Contains Nylon Bushing, One Keyway)	8491N	1	
	7,000 lb. (F070) Axle, 1.259" X 7.890", (Contains Metal Bushing, Oversize, One Keyway)	8491B010	1	
	16,000 lb. (FL901) Axle, 1.999" Pin Diameter, 11.040" Length, (Contains Metal Bushing, Two Keyways)	8518B	1	
	16,000 lb. (FL901) Axle, 1.999" Pin Diameter, 11.040" Length, (Contains Nylon Bushing, Two Keyways)	8518N	1	
	16,000 lb. (FL931) Axle, 1.999" Pin Diameter, 11.212" Length, (Contains Metal Bushing, Two Keyways)	8571B	1	
1974-1973	12,000 lb. (F120) Axle, 1.309/1.607" X 9.750", (Contains Metal Bushing, Tapered Bolt)	8386B	1	
	12,000 lb. (F120) Axle, 1.309/1.607" X 9.750", (Tapered Bolt, Contains Nylon Bushing)	8386N	1	
JM70				
King Bolt Set				
1968-1966	9,000 lb. (F090) Axle, 1.186/1.434" X 8.750", (Contains Metal Bushing, Tapered Bolt)	8462B	1	
	9,000 lb. (F090) Axle, 1.186/1.434" X 8.750", (Contains Nylon Bushing, Tapered Bolt)	8462N	1	
	7,000 lb. (F070) Axle, 1.249" X 7.890", (Contains Nylon Bushing, One Keyway)	8491N	1	
	7,000 lb. (F070) Axle, 1.259" X 7.890", (Contains Metal Bushing, Oversize, One Keyway)	8491B010	1	
	11,000 lb. (F110) Axle, 12,000 lb. (F120) Axle, 1.309/1.607" X 9.750", (Contains Metal Bushing, Tapered Bolt)	8386B	1	
	11,000 lb. (F110) Axle, 12,000 lb. (F120) Axle, 1.309/1.607" X 9.750", (Tapered Bolt, Contains Nylon Bushing)	8386N	1	
	16,000 lb. (FL901) Axle, 1.999" Pin Diameter, 11.040" Length, (Contains Metal Bushing, Two Keyways)	8518B	1	
	16,000 lb. (FL901) Axle, 1.999" Pin Diameter, 11.040" Length, (Contains Nylon Bushing, Two Keyways)	8518N	1	
JV70				
King Bolt Set				
1970-1966	9,000 lb. (F090) Axle, 1.186/1.434" X 8.750", (Contains Metal Bushing, Tapered Bolt)	8462B	1	
	9,000 lb. (F090) Axle, 1.186/1.434" X 8.750", (Contains Nylon Bushing, Tapered Bolt)	8462N	1	

CHEVROLET TRUCK-70, 700, 7000 Series (Cont.)

FRONT SUSPENSION (Cont.)

Year	Model/Application	Part	P/C Qty	Figure
JV70				
King Bolt Set				
1970-1966 (Cont.)	7,000 lb. (F070) Axle, 1.249" X 7.890", (Contains Nylon Bushing, One Keyway)	8491N	1	
	7,000 lb. (F070) Axle, 1.259" X 7.890", (Contains Metal Bushing, Oversize, One Keyway)	8491B010	1	
	11,000 lb. (F110) Axle, 12,000 lb. (F120) Axle, 1.309/1.607" X 9.750", (Contains Metal Bushing, Tapered Bolt)	8386B	1	
	11,000 lb. (F110) Axle, 12,000 lb. (F120) Axle, 1.309/1.607" X 9.750", (Tapered Bolt, Contains Nylon Bushing)	8386N	1	
	16,000 lb. (FL901) Axle, 1.999" Pin Diameter, 11.040" Length, (Contains Metal Bushing, Two Keyways)	8518B	1	
	16,000 lb. (FL901) Axle, 1.999" Pin Diameter, 11.040" Length, (Contains Nylon Bushing, Two Keyways)	8518N	1	
Kodiak C70				
King Bolt Set				
1990	7,000 lb. (F070) Axle, 1.249" X 7.890", (Contains Metal Bushing, One Keyway)	8491B	1	
	7,000 lb. (F070) Axle, 1.249" X 7.890", (Contains Nylon Bushing, One Keyway)	8491N	1	
	7,000 lb. (F070) Axle, 1.259" X 7.890", (Contains Metal Bushing, Oversize, One Keyway)	8491B010	1	
	8,100 lb. (FL1) Axle, 1.614" X 8.035", (Contains Metal Bushing, Non Tapered Thread)	8659B	1	
	8,100 lb. (F090D) Axle, 9,000 lb. (F120D) Axle, 12,000 lb. (F120) Axle, 1.745" X 9.380", (Contains Metal Bushing, One Keyway)	8613B	1	
	1.892" X 9.203", (Contains Metal Bushing, Non Tapered Thread)	8660B	1	
	1.892" X 9.604", (Contains Metal Bushing, Non Tapered Thread)	8661B	1	
TM70				
King Bolt Set				
1968-1966	9,000 lb. (F090) Axle, 1.186/1.434" X 8.750", (Contains Metal Bushing, Tapered Bolt)	8462B	1	
	9,000 lb. (F090) Axle, 1.186/1.434" X 8.750", (Contains Nylon Bushing, Tapered Bolt)	8462N	1	
	7,000 lb. (F070) Axle, 1.249" X 7.890", (Contains Nylon Bushing, One Keyway)	8491N	1	
	7,000 lb. (F070) Axle, 1.259" X 7.890", (Contains Metal Bushing, Oversize, One Keyway)	8491B010	1	
	11,000 lb. (F110) Axle, 12,000 lb. (F120) Axle, 1.309/1.607" X 9.750", (Contains Metal Bushing, Tapered Bolt)	8386B	1	
	11,000 lb. (F110) Axle, 12,000 lb. (F120) Axle, 1.309/1.607" X 9.750", (Tapered Bolt, Contains Nylon Bushing)	8386N	1	
	18,000 lb. Axle, 1.999" Pin Diameter, 11.040" Length, (Contains Metal Bushing, Two Keyways)	8518B	1	
	18,000 lb. Axle, 1.999" Pin Diameter, 11.040" Length, (Contains Nylon Bushing, Two Keyways)	8518N	1	
TV70				
King Bolt Set				
1974-1973	9,000 lb. (F090) Axle, 1.186/1.434" X 8.750", (Contains Metal Bushing, Tapered Bolt)	8462B	1	
	9,000 lb. (F090) Axle, 1.186/1.434" X 8.750", (Contains Nylon Bushing, Tapered Bolt)	8462N	1	
	7,000 lb. (F070) Axle, 1.249" X 7.890", (Contains Nylon Bushing, One Keyway)	8491N	1	
	7,000 lb. (F070) Axle, 1.259" X 7.890", (Contains Metal Bushing, Oversize, One Keyway)	8491B010	1	
	12,000 lb. (F120) Axle, 1.309/1.607" X 9.750", (Contains Metal Bushing, Tapered Bolt)	8386B	1	
	12,000 lb. (F120) Axle, 1.309/1.607" X 9.750", (Tapered Bolt, Contains Nylon Bushing)	8386N	1	
1970-1966	9,000 lb. (F090) Axle, 1.186/1.434" X 8.750", (Contains Metal Bushing, Tapered Bolt)	8462B	1	
	9,000 lb. (F090) Axle, 1.186/1.434" X 8.750", (Contains Nylon Bushing, Tapered Bolt)	8462N	1	
	7,000 lb. (F070) Axle, 1.249" X 7.890", (Contains Nylon Bushing, One Keyway)	8491N	1	
	7,000 lb. (F070) Axle, 1.259" X 7.890", (Contains Metal Bushing, Oversize, One Keyway)	8491B010	1	
	12,000 lb. (F120) Axle, 1.309/1.607" X 9.750", (Contains Metal Bushing, Tapered Bolt)	8386B	1	
	12,000 lb. (F120) Axle, 1.309/1.607" X 9.750", (Tapered Bolt, Contains Nylon Bushing)	8386N	1	
W7				
King Bolt Set				
1980-1979	9,000 lb. (F090) Axle, 1.186/1.434" X 8.750", (Contains Metal Bushing, Tapered Bolt)	8462B	1	
	9,000 lb. (F090) Axle, 1.186/1.434" X 8.750", (Contains Nylon Bushing, Tapered Bolt)	8462N	1	
	7,000 lb. (F070) Axle, 1.249" X 7.890", (Contains Nylon Bushing, One Keyway)	8491N	1	
	7,000 lb. (F070) Axle, 1.259" X 7.890", (Contains Metal Bushing, Oversize, One Keyway)	8491B010	1	
	9,000 lb. (F120D) Axle, 12,000 lb. (F120) Axle, 1.745" X 9.380", (Contains Metal Bushing, One Keyway)	8613B	1	
WV70				
King Bolt Set				
1974-1973	9,000 lb. (F090) Axle, 1.186/1.434" X 8.750", (Contains Metal Bushing, Tapered Bolt)	8462B	1	
	9,000 lb. (F090) Axle, 1.186/1.434" X 8.750", (Contains Nylon Bushing, Tapered Bolt)	8462N	1	
	12,000 lb. (F120) Axle, 1.309/1.607" X 9.750", (Contains Metal Bushing, Tapered Bolt)	8386B	1	
	12,000 lb. (F120) Axle, 1.309/1.607" X 9.750", (Tapered Bolt, Contains Nylon Bushing)	8386N	1	
	16,000 lb. (FL901) Axle, 1.999" Pin Diameter, 11.040" Length, (Contains Metal Bushing, Two Keyways)	8518B	1	
	16,000 lb. (FL901) Axle, 1.999" Pin Diameter, 11.040" Length, (Contains Nylon Bushing, Two Keyways)	8518N	1	
WV75				
King Bolt Set				
1974-1973	9,000 lb. (F090) Axle, 1.186/1.434" X 8.750", (Contains Metal Bushing, Tapered Bolt)	8462B	1	
	9,000 lb. (F090) Axle, 1.186/1.434" X 8.750", (Contains Nylon Bushing, Tapered Bolt)	8462N	1	
	12,000 lb. (F120) Axle, 1.309/1.607" X 9.750", (Contains Metal Bushing, Tapered Bolt)	8386B	1	
	12,000 lb. (F120) Axle, 1.309/1.607" X 9.750", (Tapered Bolt, Contains Nylon Bushing)	8386N	1	
	16,000 lb. (FL901) Axle, 1.999" Pin Diameter, 11.040" Length, (Contains Metal Bushing, Two Keyways)	8518B	1	
	16,000 lb. (FL901) Axle, 1.999" Pin Diameter, 11.040" Length, (Contains Nylon Bushing, Two Keyways)	8518N	1	

(Cont.) 70, 700, 7000 Series-CHEVROLET TRUCK

FRONT SUSPENSION (Cont.)

Year	Model/Application	Part	P/C Qty	Figure
WV75				
King Bolt Set				
1974-1973 (Cont.)	16,000 lb. (FL901) Axle, 1.999" Pin Diameter, 11.040" Length, (Contains Nylon Bushing, Two Keyways)	8518N	1	
STEERING				
Year	Model/Application	Part	P/C Qty	Figure
C70				
Drag Link Assembly				
1989-1987	7000 Lb Front Axle, 17.53" Center To Center, (Greaseable Socket Reduces Corrosion/Wear) 9000 Lb Front Axle, 18.50" Center To Center, (Greaseable Socket Reduces Corrosion/Wear)	DS1198 ‡ DS1199 ‡	1 1	
1989-1979	7,000 lb. (F070) Axle, 17" Center To Center, (Greaseable Socket Reduces Corrosion/Wear) 12000 Lb Front Axle, 17.93" Center To Center, (Greaseable Socket Reduces Corrosion/Wear) 9000 Lb Front Axle, 17.96" Center To Center, (Greaseable Socket Reduces Corrosion/Wear)	DS1064 ‡ DS986 ‡ DS987 ‡	1 1 1	
1988	12000 Lb Front Axle, Power Ram Cylinder, Power Steering, 18.58" Center To Center, (Greaseable Socket Reduces Corrosion/Wear)	DS1200 ‡	1	
Tie Rod End				
1989-1979	7,000 lb. (F070) Axle, 1.000" - 16 Threads, 4.93" Length, (Greaseable Socket Reduces Corrosion/Wear) 7,000 lb. (F070) Axle, 1.000" - 16 Threads, 4.93" Length, (Greaseable Socket Reduces Corrosion/Wear)	Left ES2061L ‡ Right ES2062R ‡	1 1	
1985-1980	F120D, 9000 Lb. Axle, 4.880" Length, (Greaseable Socket Reduces Corrosion/Wear) F120D, 9000 Lb. Axle, 4.880" Length, (Greaseable Socket Reduces Corrosion/Wear)	Left Outer ES405L ‡ Right Outer ES405R ‡	1 1	
1982-1980	Except Axle Stamped 2035126, F090, 9000 Lb. Axle, 4.880" Length, (Greaseable Socket Reduces Corrosion/Wear) Except Axle Stamped 2035126, F090, 9000 Lb. Axle, 4.880" Length, (Greaseable Socket Reduces Corrosion/Wear) F120, 12000 Lb. Axle, 4.880" Length, (Greaseable Socket Reduces Corrosion/Wear) F120, 12000 Lb. Axle, 4.880" Length, (Greaseable Socket Reduces Corrosion/Wear)	Left Outer ES405L ‡ Right Outer ES405R ‡ Left Outer ES405L ‡ Right Outer ES405R ‡	1 1 1 1	
HE70				
Drag Link Assembly				
1978-1973	9,000 lb. (F090, F120D) Axle, 12,000 lb. (F120) Axle, Power Steering, 17.70" Center To Center	DS910	1	
Tie Rod End				
1978-1973	16,000 lb. (FL901) Axle, 1.250" - 12 Threads, 5.750" Length, (Right Hand Threads) 16,000 lb. (FL901) Axle, 1.250" - 12 Threads, 5.750" Length, (Left Hand Threads) 16,000 lb. (FL901) Axle, 5.750" Length, 1.250" - 12 Threads 9,000 lb. (F090) Axle, Axle Stamped 688568, 1.000" - 16 Threads, 3.750" Length, (Powdered Metal Gusher Brg. For Better Lubrication) 9,000 lb. (F090) Axle, Axle Stamped 688568, 1.000" - 16 Threads, 3.750" Length, (Powdered Metal Gusher Brg. For Better Lubrication)	Left Outer ES431L ‡ Right Outer ES431R ‡ Left ES2040R Left ES176L ‡ Right ES176R ‡	1 1 1 1 1	
HM70				
Tie Rod End				
1968-1966	9,000 lb. (F090) Axle, 1.000" - 16 Threads, 3.750" Length, (Powdered Metal Gusher Brg. For Better Lubrication) 9,000 lb. (F090) Axle, 1.000" - 16 Threads, 3.750" Length, (Powdered Metal Gusher Brg. For Better Lubrication) 16,000 lb. (FL901) Axle, 1.250" - 12 Threads, 5.750" Length, (Right Hand Threads) 16,000 lb. (FL901) Axle, 1.250" - 12 Threads, 5.750" Length, (Left Hand Threads) 16,000 lb. (FL901) Axle, 5.750" Length, 1.250" - 12 Threads	Left ES176L ‡ Right ES176R ‡ Left Outer ES431L ‡ Right Outer ES431R ‡ Left ES2040R	1 1 1 1 1	
HV70				
Tie Rod End				
1970-1966	9,000 lb. (F090) Axle, 1.000" - 16 Threads, 3.750" Length, (Powdered Metal Gusher Brg. For Better Lubrication) 9,000 lb. (F090) Axle, 1.000" - 16 Threads, 3.750" Length, (Powdered Metal Gusher Brg. For Better Lubrication) 16,000 lb. (FL901) Axle, 1.250" - 12 Threads, 5.750" Length, (Right Hand Threads) 16,000 lb. (FL901) Axle, 1.250" - 12 Threads, 5.750" Length, (Left Hand Threads) 16,000 lb. (FL901) Axle, 5.750" Length, 1.250" - 12 Threads	Left ES176L ‡ Right ES176R ‡ Left Outer ES431L ‡ Right Outer ES431R ‡ Left ES2040R	1 1 1 1 1	
JE70				
Drag Link Assembly				
1978-1973	16,000 lb. (FL931) Axle, Power Steering, 17.70" Center To Center	Left DS910	1	
Tie Rod End				
1978-1973	16,000 lb. (FL901) Axle, 1.250" - 12 Threads, 5.750" Length, (Right Hand Threads) 16,000 lb. (FL901) Axle, 1.250" - 12 Threads, 5.750" Length, (Left Hand Threads) 16,000 lb. (FL901) Axle, 5.750" Length, 1.250" - 12 Threads 9,000 lb. (F090) Axle, Axle Stamped 688568, 1.000" - 16 Threads, 3.750" Length, (Powdered Metal Gusher Brg. For Better Lubrication)	Left Outer ES431L ‡ Right Outer ES431R ‡ Left ES2040R Left ES176L ‡	1 1 1 1	

CHEVROLET TRUCK-70, 700, 7000 Series (Cont.)

STEERING (Cont.)

Year	Model/Application	Part	P/C Qty	Figure	
JE70					
Tie Rod End					
1978-1973 (Cont.)	9,000 lb. (F090) Axle, Axle Stamped 688568, 1.000" - 16 Threads, 3.750" Length, (Powdered Metal Gusher Brg. For Better Lubrication)	Right	ES176R ‡	1	
	16,000 lb. (FL931) Axle, Axles Stamped With 718314, 719708, 719831, 2025882, Or 886, 7.370" Length, 1.250" - 12 Threads, (Left Hand Threads, Design Allows Ease Of Installation)	Left	ES2210L ‡	1	
JM70					
Tie Rod End					
1968-1966	9,000 lb. (F090) Axle, 1.000" - 16 Threads, 3.750" Length, (Powdered Metal Gusher Brg. For Better Lubrication)	Left	ES176L ‡	1	
	9,000 lb. (F090) Axle, 1.000" - 16 Threads, 3.750" Length, (Powdered Metal Gusher Brg. For Better Lubrication)	Right	ES176R ‡	1	
	16,000 lb. (FL901) Axle, 1.250" - 12 Threads, 5.750" Length, (Right Hand Threads)	Left Outer	ES431L ‡	1	
	16,000 lb. (FL901) Axle, 1.250" - 12 Threads, 5.750" Length, (Left Hand Threads)	Right Outer	ES431R ‡	1	
	16,000 lb. (FL901) Axle, 5.750" Length, 1.250" - 12 Threads	Left	ES2040R	1	
JV70					
Tie Rod End					
1970-1966	9,000 lb. (F090) Axle, 1.000" - 16 Threads, 3.750" Length, (Powdered Metal Gusher Brg. For Better Lubrication)	Left	ES176L ‡	1	
	9,000 lb. (F090) Axle, 1.000" - 16 Threads, 3.750" Length, (Powdered Metal Gusher Brg. For Better Lubrication)	Right	ES176R ‡	1	
	16,000 lb. (FL901) Axle, 1.250" - 12 Threads, 5.750" Length, (Right Hand Threads)	Left Outer	ES431L ‡	1	
	16,000 lb. (FL901) Axle, 1.250" - 12 Threads, 5.750" Length, (Left Hand Threads)	Right Outer	ES431R ‡	1	
	16,000 lb. (FL901) Axle, 5.750" Length, 1.250" - 12 Threads	Left	ES2040R	1	
Kodiak C70					
Drag Link Assembly					
1990	11000 Lb Front Axle, 17.48" Center To Center		DS1217	1	
	11000 Lb Front Axle, Air Brakes, 20.28" Center To Center		DS1277	1	
	11000 Lb Front Axle, Hydraulic Brakes, 20.65" Center To Center		DS1216	1	
	12000 Lb Front Axle, Hydraulic Brakes, 17.48" Center To Center		DS1217	1	
	14000 Lb Front Axle, 16.85" Center To Center		DS1278	1	
	8100 LB Front Axle, Air Brakes, 20.28" Center To Center		DS1277	1	
	8100 LB Front Axle, Hydraulic Brakes, 20.65" Center To Center		DS1216	1	
	9,000 lb. (F120D) Axle, Except Saginaw, 17.96" Center To Center, (Greaseable Socket Reduces Corrosion/Wear)		DS987 ‡	1	
	12,000 lb. (F120) Axle, Power Ram Cylinder, 17.93" Center To Center, (Greaseable Socket Reduces Corrosion/Wear)		DS986 ‡	1	
	12,000 lb. (F120) Axle, Power Ram Cylinder, 18.58" Center To Center, (Greaseable Socket Reduces Corrosion/Wear)		DS1200 ‡	1	
	7,000 lb. (F070) Axle, Saginaw Power Steering, 17.53" Center To Center, (Greaseable Socket Reduces Corrosion/Wear)		DS1198 ‡	1	
	9,000 lb. (F120D) Axle, Saginaw Power Steering, 18.50" Center To Center, (Greaseable Socket Reduces Corrosion/Wear)		DS1199 ‡	1	
Tie Rod End					
1990	7,000 lb. (F070) Axle, 1.000" - 16 Threads, 4.93" Length, (Greaseable Socket Reduces Corrosion/Wear)	Left	ES2061L ‡	1	
	7,000 lb. (F070) Axle, 1.000" - 16 Threads, 4.93" Length, (Greaseable Socket Reduces Corrosion/Wear)	Right	ES2062R ‡	1	
	8,000 lb. (FL1) Axle, 1.000" - 16 Threads, 5.00" Length	Left	ES3268L	1	
	8,000 lb. (FL1) Axle, 1.000" - 16 Threads, 5.00" Length	Right	ES3269R	1	
	7,000 lb. (F070) Axle, 10.080" Length	Left Outer	ES3026L	1	
	7,000 lb. (F070) Axle, 10.080" Length	Right Outer	ES3027R	1	
	11,000 lb. (FL2) Axle, 12,000 lb. (FS7) Axle, 14,000 lb. (FH0) Axle, 5.440" Length, 7/8" - 14 Threaded Stud, (Greaseable Socket Reduces Corrosion/Wear)	Left Outer	ES3274L ‡	1	
	11,000 lb. (FL2) Axle, 12,000 lb. (FS7) Axle, 14,000 lb. (FH0) Axle, 5.440" Length, 7/8" - 14 Threaded Stud, (Greaseable Socket Reduces Corrosion/Wear)	Right Outer	ES3275R ‡	1	
	Axle Stamped 2035126, F090, 9000 Lb. Axle, 4.880" Length, (Greaseable Socket Reduces Corrosion/Wear)	Left Outer	ES405L ‡	1	
	Axle Stamped 2035126, F090, 9000 Lb. Axle, 4.880" Length, (Greaseable Socket Reduces Corrosion/Wear)	Right Outer	ES405R ‡	1	
	F120, 12000 Lb. Axle, 4.880" Length, (Greaseable Socket Reduces Corrosion/Wear)	Left Outer	ES405L ‡	1	
	F120, 12000 Lb. Axle, 4.880" Length, (Greaseable Socket Reduces Corrosion/Wear)	Right Outer	ES405R ‡	1	
	F120D, 9000 Lb. Axle, 4.880" Length, (Greaseable Socket Reduces Corrosion/Wear)	Left Outer	ES405L ‡	1	
	F120D, 9000 Lb. Axle, 4.880" Length, (Greaseable Socket Reduces Corrosion/Wear)	Right Outer	ES405R ‡	1	
	TM70				
	Tie Rod End				
	1968-1966	9,000 lb. (F090) Axle, 1.000" - 16 Threads, 3.750" Length, (Powdered Metal Gusher Brg. For Better Lubrication)	Left	ES176L ‡	1
9,000 lb. (F090) Axle, 1.000" - 16 Threads, 3.750" Length, (Powdered Metal Gusher Brg. For Better Lubrication)		Right	ES176R ‡	1	

(Cont.) 70, 700, 7000 Series-CHEVROLET TRUCK

STEERING (Cont.)

Year	Model/Application	Part	P/C Qty	Figure
TV70				
Tie Rod End				
1974-1973	9,000 lb. (F090) Axle, Axle Stamped 688568, 1.000" - 16 Threads, 3.750" Length, (Powdered Metal Gusher Brg. For Better Lubrication)	Left	ES176L ‡	1
	9,000 lb. (F090) Axle, Axle Stamped 688568, 1.000" - 16 Threads, 3.750" Length, (Powdered Metal Gusher Brg. For Better Lubrication)	Right	ES176R ‡	1
1970-1966	9,000 lb. (F090) Axle, 1.000" - 16 Threads, 3.750" Length, (Powdered Metal Gusher Brg. For Better Lubrication)	Left	ES176L ‡	1
	9,000 lb. (F090) Axle, 1.000" - 16 Threads, 3.750" Length, (Powdered Metal Gusher Brg. For Better Lubrication)	Right	ES176R ‡	1
W7				
Tie Rod End				
1980-1979	7,000 lb. (F070) Axle, 1.000" - 16 Threads, 4.93" Length, (Greaseable Socket Reduces Corrosion/Wear)	Left	ES2061L ‡	1
	7,000 lb. (F070) Axle, 1.000" - 16 Threads, 4.93" Length, (Greaseable Socket Reduces Corrosion/Wear)	Right	ES2062R ‡	1
WV70				
Tie Rod End				
1974-1973	16,000 lb. (FL901) Axle, 1.250" - 12 Threads, 5.750" Length, (Right Hand Threads)	Left Outer	ES431L ‡	1
	16,000 lb. (FL901) Axle, 1.250" - 12 Threads, 5.750" Length, (Left Hand Threads)	Right Outer	ES431R ‡	1
	16,000 lb. (FL901) Axle, 5.750" Length, 1.250" - 12 Threads	Right	ES2040R	1
	9,000 lb. (F090) Axle, Axle Stamped 688568, 1.000" - 16 Threads, 3.750" Length, (Powdered Metal Gusher Brg. For Better Lubrication)	Left	ES176L ‡	1
	9,000 lb. (F090) Axle, Axle Stamped 688568, 1.000" - 16 Threads, 3.750" Length, (Powdered Metal Gusher Brg. For Better Lubrication)	Right	ES176R ‡	1
WV75				
Tie Rod End				
1974-1973	16,000 lb. (FL901) Axle, 1.250" - 12 Threads, 5.750" Length, (Right Hand Threads)	Left Outer	ES431L ‡	1
	16,000 lb. (FL901) Axle, 1.250" - 12 Threads, 5.750" Length, (Left Hand Threads)	Right Outer	ES431R ‡	1
	16,000 lb. (FL901) Axle, 5.750" Length, 1.250" - 12 Threads	Right	ES2040R	1
	9,000 lb. (F090) Axle, Axle Stamped 688568, 1.000" - 16 Threads, 3.750" Length, (Powdered Metal Gusher Brg. For Better Lubrication)	Left	ES176L ‡	1
	9,000 lb. (F090) Axle, Axle Stamped 688568, 1.000" - 16 Threads, 3.750" Length, (Powdered Metal Gusher Brg. For Better Lubrication)	Right	ES176R ‡	1
REAR SUSPENSION				
Year	Model/Application	Part	P/C Qty	Figure
7100				
Lock Pin				
1956	Except Tandem Rear Axle	Front	K150327	2
	Except Tandem Rear Axle	Rear	K150327	2
7200				
Lock Pin				
1956	Except Tandem Rear Axle	Front	K150327	2
	Except Tandem Rear Axle	Rear	K150327	2
7300				
Lock Pin				
1956	Except Tandem Rear Axle	Front	K150327	2
	Except Tandem Rear Axle	Rear	K150327	2
TM70				
Lock Pin				
1968-1966	4 X 2, Tilt Cab With Eaton Axle Model 17121, 18221, Or 19221	Front	K150327	2
TV70				
Lock Pin				
1970-1966	4 X 2, Tilt Cab With Eaton Axle Model 17121, 18221, Or 19221	Front	K150327	2
W7				
Lock Pin				
1986-1984	10500 Lb Springs With Radius Rod Leaf	Front	K150327	2

CHEVROLET TRUCK-80, 800, 8000 Series

FRONT SUSPENSION

Year	Model/Application	Part	P/C Qty	Figure
E80				
King Bolt Set				
1965-1964	7,000 lb. Axle, 1.249" X 7.890", (Contains Nylon Bushing, One Keyway) 7,000 lb. Axle, 1.259" X 7.890", (Contains Metal Bushing, Oversize, One Keyway)	8491N 8491B010	1 1	
1965-1963	5,000 lb. Axle, 1.109" X 6.344", (Contains Nylon Bushing, Thrust Bearing Design, One Keyway) 5,000 lb. Axle, 1.109" X 6.344", (Metal Bushing, Thrust Bearing Design, One Keyway)	8492N 8492B	1 1	
1965-1962	9,000 lb. Axle, 1.186/1.434" X 8.750", (Contains Metal Bushing, Tapered Bolt) 9,000 lb. Axle, 1.186/1.434" X 8.750", (Contains Nylon Bushing, Tapered Bolt) 11,000 lb. Axle, 1.309/1.607" X 9.750", (Contains Metal Bushing, Tapered Bolt) 11,000 lb. Axle, 1.309/1.607" X 9.750", (Tapered Bolt, Contains Nylon Bushing)	8462B 8462N 8386B 8386N	1 1 1 1	
HE80				
King Bolt Set				
1978-1975	12,000 lb. (F120) Axle, 1.745" X 9.380", (Contains Metal Bushing, One Keyway)	8613B	1	
1978-1973	9,000 lb. (F090) Axle, 1.186/1.434" X 8.750", (Contains Metal Bushing, Tapered Bolt) 9,000 lb. (F090) Axle, 1.186/1.434" X 8.750", (Contains Nylon Bushing, Tapered Bolt) 7,000 lb. (F070) Axle, 1.249" X 7.890", (Contains Nylon Bushing, One Keyway) 7,000 lb. (F070) Axle, 1.259" X 7.890", (Contains Metal Bushing, Oversize, One Keyway)	8462B 8462N 8491N 8491B010	1 1 1 1	
1977-1973	12,000 lb. (F120) Axle, 1.309/1.607" X 9.750", (Contains Metal Bushing, Tapered Bolt) 12,000 lb. (F120) Axle, 1.309/1.607" X 9.750", (Tapered Bolt, Contains Nylon Bushing)	8386B 8386N	1 1	
JE80				
King Bolt Set				
1978-1975	12,000 lb. (F120) Axle, 1.745" X 9.380", (Contains Metal Bushing, One Keyway)	8613B	1	
1978-1973	9,000 lb. (F090) Axle, 1.186/1.434" X 8.750", (Contains Metal Bushing, Tapered Bolt) 9,000 lb. (F090) Axle, 1.186/1.434" X 8.750", (Contains Nylon Bushing, Tapered Bolt) 16,000 lb. (FL931) Axle, 1.999" Pin Diameter, 11.212" Length, (Contains Metal Bushing, Two Keyways)	8462B 8462N 8571B	1 1 1	
1977-1973	12,000 lb. Axle, 1.309/1.607" X 9.750", (Contains Metal Bushing, Tapered Bolt) 12,000 lb. Axle, 1.309/1.607" X 9.750", (Tapered Bolt, Contains Nylon Bushing)	8386B 8386N	1 1	
1974-1973	16,000 lb. (FL901) Axle, 1.999" Pin Diameter, 11.040" Length, (Contains Metal Bushing, Two Keyways) 16,000 lb. (FL901) Axle, 1.999" Pin Diameter, 11.040" Length, (Contains Nylon Bushing, Two Keyways)	8518B 8518N	1 1	
STEERING				
Year	Model/Application	Part	P/C Qty	Figure
E80				
Tie Rod End				
1965	5,000 lb. Axle, 1.000" - 16 Threads, 5.86" Length, (Greaseable Socket Reduces Corrosion/Wear) 5,000 lb. Axle, 1.000" - 16 Threads, 5.86" Length, (Greaseable Socket Reduces Corrosion/Wear)	Left ES330L ‡ Right ES330R ‡	1 1	
1965-1963	9,000 lb. Axle, 1.000" - 16 Threads, 3.750" Length, (Powdered Metal Gusher Brg. For Better Lubrication) 9,000 lb. Axle, 1.000" - 16 Threads, 3.750" Length, (Powdered Metal Gusher Brg. For Better Lubrication)	Left ES176L ‡ Right ES176R ‡	1 1	
HE80				
Drag Link Assembly				
1978-1973	9,000 lb. (F090) Axle, 12,000 lb. (F120) Axle, Power Steering, 17.70" Center To Center	DS910	1	
J Series				
Tie Rod End				
1981-1979	16,000 lb. (FL931) Axle, 18,000 lb. (FL931) Axle, 7.370" Length, 1.250" - 12 Threads, (Left Hand Threads, Design Allows Ease Of Installation)	Left ES2210L ‡	1	
1980-1979	12,000 lb. (FF941) Axle, 13,200 lb. (FF932) Axle, 5.440" Length, 1.125" - 12 Threads, (Greaseable Socket Reduces Corrosion/Wear) 12,000 lb. (FF941) Axle, 13,200 lb. (FF932) Axle, 5.440" Length, 1.125" - 12 Threads, (Greaseable Socket Reduces Corrosion/Wear)	Left ES423L ‡ Right ES423R ‡	1 1	
JE80				
Drag Link Assembly				
1974-1973	9,000 lb. (F090) Axle, 12,000 lb. (F120) Axle, Power Steering, 17.70" Center To Center	DS910	1	
Tie Rod End				
1978-1973	16,000 lb. (FL901) Axle, 1.250" - 12 Threads, 5.750" Length, (Right Hand Threads) 16,000 lb. (FL901) Axle, 1.250" - 12 Threads, 5.750" Length, (Left Hand Threads) 16,000 lb. (FL901) Axle, 5.750" Length, 1.250" - 12 Threads	Left Outer ES431L ‡ Right Outer ES431R ‡ Right ES2040R	1 1 1	

(Cont.) 80, 800, 8000 Series-CHEVROLET TRUCK**REAR SUSPENSION**

Year	Model/Application	Part	P/C Qty	Figure
8200				
Lock Pin				
1956	Except Tandem Rear Axle	Front	K150327	2
	Except Tandem Rear Axle	Rear	K150327	2
8400				
Lock Pin				
1956	Except Tandem Rear Axle	Front	K150327	2
	Except Tandem Rear Axle	Rear	K150327	2
8500				
Lock Pin				
1956	Except Tandem Rear Axle	Front	K150327	2
	Except Tandem Rear Axle	Rear	K150327	2
8700				
Lock Pin				
1956	Except Tandem Rear Axle	Front	K150327	2
	Except Tandem Rear Axle	Rear	K150327	2
8800				
Lock Pin				
1956	Except Tandem Rear Axle	Front	K150327	2
	Except Tandem Rear Axle	Rear	K150327	2
JE80				
Leaf Spring Bolt				
1978-1973	RT340, RU340 Or RUE 340 Axle With Hendrickson Suspension	Rear	K150360	2

90, 900, 9000 Series-CHEVROLET TRUCK**FRONT SUSPENSION**

Year	Model/Application	Part	P/C Qty	Figure
FC90				
King Bolt Set				
1979	16,000 lb. (FL931) Axle, 1.999" Pin Diameter, 11.212" Length, (Contains Metal Bushing, Two Keyways)	8571B	1	
1979-1975	12,000 lb. (F120) Axle, 1.745" X 9.380", (Contains Metal Bushing, One Keyway)	8613B	1	
1974-1973	12,000 lb. (F120, FE900) Axle, 1.309/1.607" X 9.750", (Contains Metal Bushing, Tapered Bolt)	8386B	1	
	12,000 lb. (F120, FE900) Axle, 1.309/1.607" X 9.750", (Tapered Bolt, Contains Nylon Bushing)	8386N	1	
Leaf Spring Shackle				
1979		K150340	2	
FH90				
King Bolt Set				
1979	16,000 lb. (FL931) Axle, 1.999" Pin Diameter, 11.212" Length, (Contains Metal Bushing, Two Keyways)	8571B	1	
1979-1975	12,000 lb. (F120) Axle, 1.745" X 9.380", (Contains Metal Bushing, One Keyway)	8613B	1	
1974-1973	12,000 lb. (F120, FE900) Axle, 1.309/1.607" X 9.750", (Contains Metal Bushing, Tapered Bolt)	8386B	1	
	12,000 lb. (F120, FE900) Axle, 1.309/1.607" X 9.750", (Tapered Bolt, Contains Nylon Bushing)	8386N	1	
Leaf Spring Shackle				
1979		K150340	2	
FI90				
King Bolt Set				
1979	16,000 lb. (FL931) Axle, 1.999" Pin Diameter, 11.212" Length, (Contains Metal Bushing, Two Keyways)	8571B	1	
1979-1975	12,000 lb. (F120) Axle, 1.745" X 9.380", (Contains Metal Bushing, One Keyway)	8613B	1	
1974-1973	12,000 lb. (F120, FE900) Axle, 1.309/1.607" X 9.750", (Contains Metal Bushing, Tapered Bolt)	8386B	1	
	12,000 lb. (F120, FE900) Axle, 1.309/1.607" X 9.750", (Tapered Bolt, Contains Nylon Bushing)	8386N	1	
Leaf Spring Shackle				
1979		K150340	2	
FJ90				
King Bolt Set				
1979	16,000 lb. (FL931) Axle, 1.999" Pin Diameter, 11.212" Length, (Contains Metal Bushing, Two Keyways)	8571B	1	
1979-1976	12,000 lb. (F120) Axle, 1.745" X 9.380", (Contains Metal Bushing, One Keyway)	8613B	1	
Leaf Spring Shackle				
1979		K150340	2	

CHEVROLET TRUCK-90, 900, 9000 Series (Cont.)

FRONT SUSPENSION (Cont.)

Year	Model/Application	Part	P/C Qty	Figure
HC90				
King Bolt Set				
1978-1975	9,000 lb. (F120D) Axle, 12,000 lb. (F120) Axle, 1.745" X 9.380", (Contains Metal Bushing, One Keyway)	8613B	1	
1978-1973	9,000 lb. (F090) Axle, 1.186/1.434" X 8.750", (Contains Metal Bushing, Tapered Bolt) 9,000 lb. (F090) Axle, 1.186/1.434" X 8.750", (Contains Nylon Bushing, Tapered Bolt)	8462B	1	
		8462N	1	
1974-1973	12,000 lb. (F120, FE900) Axle, 1.309/1.607" X 9.750", (Contains Metal Bushing, Tapered Bolt) 12,000 lb. (F120) Axle, 1.309/1.607" X 9.750", (Tapered Bolt, Contains Nylon Bushing)	8386B	1	
		8386N	1	
HH90				
King Bolt Set				
1978-1975	9,000 lb. (F120D) Axle, 12,000 lb. (F120) Axle, 1.745" X 9.380", (Contains Metal Bushing, One Keyway)	8613B	1	
1978-1973	9,000 lb. (F090) Axle, 1.186/1.434" X 8.750", (Contains Metal Bushing, Tapered Bolt) 9,000 lb. (F090) Axle, 1.186/1.434" X 8.750", (Contains Nylon Bushing, Tapered Bolt)	8462B	1	
		8462N	1	
1974-1973	12,000 lb. (F120, FE900) Axle, 1.309/1.607" X 9.750", (Contains Metal Bushing, Tapered Bolt) 12,000 lb. (F120) Axle, 1.309/1.607" X 9.750", (Tapered Bolt, Contains Nylon Bushing)	8386B	1	
		8386N	1	
HI90				
King Bolt Set				
1978-1975	9,000 lb. (F120D) Axle, 12,000 lb. (F120) Axle, 1.745" X 9.380", (Contains Metal Bushing, One Keyway)	8613B	1	
1978-1973	9,000 lb. (F090) Axle, 1.186/1.434" X 8.750", (Contains Metal Bushing, Tapered Bolt) 9,000 lb. (F090) Axle, 1.186/1.434" X 8.750", (Contains Nylon Bushing, Tapered Bolt)	8462B	1	
		8462N	1	
1974-1973	12,000 lb. (F120, FE900) Axle, 1.309/1.607" X 9.750", (Contains Metal Bushing, Tapered Bolt) 12,000 lb. (F120) Axle, 1.309/1.607" X 9.750", (Tapered Bolt, Contains Nylon Bushing)	8386B	1	
		8386N	1	
J Series				
King Bolt Set				
1981-1979	9,000 lb. (F090) Axle, 1.186/1.434" X 8.750", (Contains Metal Bushing, Tapered Bolt) 9,000 lb. (F090) Axle, 1.186/1.434" X 8.750", (Contains Nylon Bushing, Tapered Bolt) 7,000 lb. (F070) Axle, 1.249" X 7.890", (Contains Nylon Bushing, One Keyway) 7,000 lb. (F070) Axle, 1.259" X 7.890", (Contains Metal Bushing, Oversize, One Keyway) 9,000 lb. (F120D) Axle, 12,000 lb. (F120) Axle, 1.745" X 9.380", (Contains Metal Bushing, One Keyway) 18,000 lb. (FL931, FL941 (02231)) Axle, 1.999" Pin Diameter, 11.212" Length, (Contains Metal Bushing, Two Keyways)	8462B	1	
		8462N	1	
		8491N	1	
		8491B010	1	
		8613B	1	
		8571B	1	

STEERING

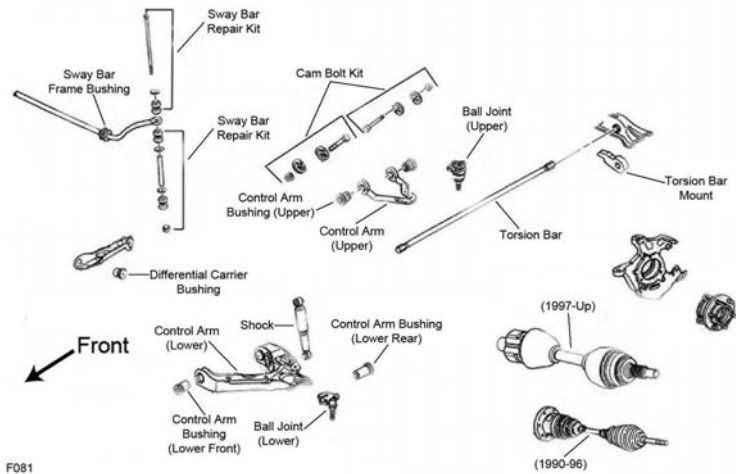
Year	Model/Application	Part	P/C Qty	Figure
FC90				
Tie Rod End				
1979	16,000 lb. (FL931) Axle, 7.370" Length, 1.250" - 12 Threads, (Left Hand Threads, Design Allows Ease Of Installation)	ES2210L ‡	1	
1979-1978	12,000 lb. (FF931) Axle, 5.440" Length, 1.125" - 12 Threads, (Greaseable Socket Reduces Corrosion/Wear) 12,000 lb. (FF931) Axle, 5.440" Length, 1.125" - 12 Threads, (Greaseable Socket Reduces Corrosion/Wear)	Left ES423L ‡	1	
		Right ES423R ‡	1	
FH90				
Tie Rod End				
1979	16,000 lb. (FL931) Axle, 7.370" Length, 1.250" - 12 Threads, (Left Hand Threads, Design Allows Ease Of Installation)	ES2210L ‡	1	
1979-1978	12,000 lb. (FF931) Axle, 5.440" Length, 1.125" - 12 Threads, (Greaseable Socket Reduces Corrosion/Wear) 12,000 lb. (FF931) Axle, 5.440" Length, 1.125" - 12 Threads, (Greaseable Socket Reduces Corrosion/Wear)	Left ES423L ‡	1	
		Right ES423R ‡	1	
FI90				
Tie Rod End				
1979	16,000 lb. (FL931) Axle, 7.370" Length, 1.250" - 12 Threads, (Left Hand Threads, Design Allows Ease Of Installation)	ES2210L ‡	1	
1979-1978	12,000 lb. (FF931) Axle, 5.440" Length, 1.125" - 12 Threads, (Greaseable Socket Reduces Corrosion/Wear) 12,000 lb. (FF931) Axle, 5.440" Length, 1.125" - 12 Threads, (Greaseable Socket Reduces Corrosion/Wear)	Left ES423L ‡	1	
		Right ES423R ‡	1	
FJ90				
Tie Rod End				
1979	16,000 lb. (FL931) Axle, 7.370" Length, 1.250" - 12 Threads, (Left Hand Threads, Design Allows Ease Of Installation)	ES2210L ‡	1	

(Cont.) 90, 900, 9000 Series-CHEVROLET TRUCK**STEERING (Cont.)**

Year	Model/Application	Part	P/C Qty	Figure
FJ90				
Tie Rod End				
1979-1978	12,000 lb. (FF931) Axle, 5.440" Length, 1.125" - 12 Threads, (Greaseable Socket Reduces Corrosion/Wear)	Left ES423L ‡	1	
	12,000 lb. (FF931) Axle, 5.440" Length, 1.125" - 12 Threads, (Greaseable Socket Reduces Corrosion/Wear)	Right ES423R ‡	1	
HC90				
Drag Link Assembly				
1978-1973	9,000 lb. (F090) Axle, 12,000 lb. (F120) Axle, Power Steering, 17.70" Center To Center	DS910	1	
HH90				
Drag Link Assembly				
1978-1973	9,000 lb. (F090) Axle, 12,000 lb. (F120) Axle, Power Steering, 17.70" Center To Center	DS910	1	
HI90				
Drag Link Assembly				
1978-1973	9,000 lb. (F090) Axle, 12,000 lb. (F120) Axle, Power Steering, 17.70" Center To Center	DS910	1	
J Series				
Drag Link Assembly				
1981-1979	9,000 lb. (F090, F120D) Axle, 12,000 lb. (F120) Axle, 18,000 lb. (FL931) Axle, Power Steering, 17.70" Center To Center	DS910	1	
	16,000 lb. (FL931) Axle, Power Steering, 17.70" Center To Center	Left DS910	1	
Tie Rod End				
1981-1979	7,000 lb. (F070) Axle, 1.000" - 16 Threads, 4.93" Length, (Greaseable Socket Reduces Corrosion/Wear)	Left ES2061L ‡	1	
	7,000 lb. (F070) Axle, 1.000" - 16 Threads, 4.93" Length, (Greaseable Socket Reduces Corrosion/Wear)	Right ES2062R ‡	1	
REAR SUSPENSION				
Year	Model/Application	Part	P/C Qty	Figure
FC90				
Leaf Spring Shackle				
1979-1977	Titan	K150340	2	
FH90				
Leaf Spring Shackle				
1979-1977	Titan	K150340	2	
FI90				
Leaf Spring Shackle				
1979-1977	Titan	K150340	2	
FJ90				
Leaf Spring Shackle				
1979-1977	Titan	K150340	2	

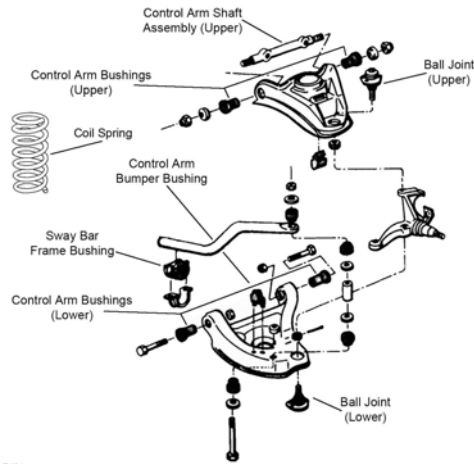
CHEVROLET TRUCK-Astro

FRONT SUSPENSION



F081

F081



F401

F401

Year	Model/Application	Part	P/C Qty	Figure	
Astro					
Ball Joint					
1990	All Wheel Drive, (Powdered Metal Gusher Brg. For Better Lubrication)	Upper	K6292 ‡	2	F081
	All Wheel Drive, (Bolt On Type, Powdered Metal Gusher Brg. For Better Lubrication)	Lower	K6291 ‡	2	F081
	Two Wheel Drive (4x2), (Powdered Metal Gusher Brg. For Better Lubrication)	Upper	K5208 ‡	2	F401
	Two Wheel Drive (4x2), (Powdered Metal Gusher Brg. For Better Lubrication)	Lower	K6141 ‡	2	F401
1989-1985	(Powdered Metal Gusher Brg. For Better Lubrication)	Upper	K5208 ‡	2	F401
	(Powdered Metal Gusher Brg. For Better Lubrication)	Lower	K6141 ‡	2	F401
Control Arm Bumper Bushing					
1990	Two Wheel Drive (4x2)	Lower	K6606	2	F401
1989-1985		Lower	K6606	2	F401
Control Arm Bushing					
1990	Two Wheel Drive (4x2)	Lower Rear	K5262	2	F401
	Two Wheel Drive (4x2)	Lower Front	K3113	2	F401
1989-1985		Lower Rear	K5262	2	F401
		Lower Front	K3113	2	F401
Control Arm Bushing Set					
1990	All Wheel Drive, (Contains Front And Rear Bushings, Standard Design)	Upper	K6395	2	F081
	All Wheel Drive, (High Quality Elastomer For Durability And Performance, Contains Front And Rear Bushings)	Upper	K6417 ‡	1	F081
	All Wheel Drive, Stamped Steel Arm, (Contains Front And Rear Bushings)	Lower	K6329	2	F081
	Two Wheel Drive (4x2), (Contains Front And Rear Bushings)	Upper	K6409 ‡	1	F401
	Two Wheel Drive (4x2), (Contains Front And Rear Bushings, Standard Design)	Upper	K6198	1	F401
	Two Wheel Drive (4x2), (Contains Front And Rear Bushings)	Lower	K6109	2	F401
1989-1985	(Contains Front And Rear Bushings)	Upper	K6409 ‡	1	F401
	(Contains Front And Rear Bushings, Standard Design)	Upper	K6198	1	F401
	(Contains Front And Rear Bushings)	Lower	K6109	2	F401

(Cont.) Astro-CHEVROLET TRUCK

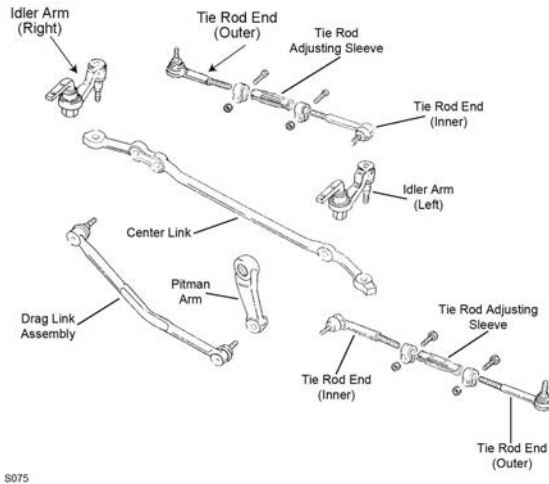
FRONT SUSPENSION (Cont.)					
Year	Model/Application	Part	P/C Qty	Figure	
Astro					
Control Arm Shaft Assembly					
1989-1985	(Provides Additional Positive(+) Camber Adjustment, Offset Shaft Kit, Design Allows Ease Of Installation)	Upper	K6210 ‡	2	F401
Control Arm with Ball Joint					
1990	All Wheel Drive, (R-Series)	Left Upper	RK620720	1	F081
	All Wheel Drive, (R-Series)	Right Upper	RK620719	1	F081
Sway Bar Bushing					
1990	1-1/16" Sway Bar Diameter	To Frame	K6167	1	F081, F401
	1-1/4" Sway Bar Diameter, (Improved Design Bushing With Premium Rubber Material And Synthetic Fabric Lining Lasts Longer And Eliminates Noise)	To Frame	K201176 ‡	1	F081, F401
	1-1/4" Sway Bar Diameter, (Standard Design)	To Frame	K6476	1	F081, F401
	1-3/16" Sway Bar Diameter, (Bracket Not Included, OEM Type, Improved Design Bushing With Premium Rubber Material And Synthetic Fabric Lining Lasts Longer And Eliminates Noise)	To Frame	K201175 ‡	1	F081, F401
	1-3/16" Sway Bar Diameter, (Bracket Not Included, OEM Type, Standard Design)	To Frame	K6437	1	F081, F401
	1-5/16" Sway Bar Diameter, (Improved Design Bushing With Premium Rubber Material And Synthetic Fabric Lining Lasts Longer And Eliminates Noise)	To Frame	K201177 ‡	1	F081, F401
	1-5/16" Sway Bar Diameter, (Standard Design)	To Frame	K6439	1	F081, F401
	All Wheel Drive, 1-3/16" Sway Bar Diameter, (Contains Bracket, Universal Type, Contains Thermoplastic Bushings And Universal Mounting Bracket)	To Frame	K7328 ‡	1	F081
	Two Wheel Drive (4x2), 1-1/8" Sway Bar Diameter, (Bracket Not Included, OEM Type, Improved Design Bushing With Premium Rubber Material And Synthetic Fabric Lining Lasts Longer And Eliminates Noise)	To Frame	K201174 ‡	1	F401
	Two Wheel Drive (4x2), 1-1/8" Sway Bar Diameter, (Bracket Not Included, OEM Type, Standard Design)	To Frame	K6408	1	F401
	Two Wheel Drive (4x2), 1-1/8" Sway Bar Diameter, (Contains Bracket, Universal Type, Contains Thermoplastic Bushings And Universal Mounting Bracket)	To Frame	K7325 ‡	1	F401
1989-1985	1-1/16" Sway Bar Diameter	To Frame	K6167	1	F401
	1-1/4" Sway Bar Diameter, (Improved Design Bushing With Premium Rubber Material And Synthetic Fabric Lining Lasts Longer And Eliminates Noise)	To Frame	K201176 ‡	1	F401
	1-1/4" Sway Bar Diameter, (Standard Design)	To Frame	K6476	1	F401
	1-1/8" Sway Bar Diameter, (Bracket Not Included, OEM Type, Improved Design Bushing With Premium Rubber Material And Synthetic Fabric Lining Lasts Longer And Eliminates Noise)	To Frame	K201174 ‡	1	F401
	1-1/8" Sway Bar Diameter, (Bracket Not Included, OEM Type, Standard Design)	To Frame	K6408	1	F401
	1-1/8" Sway Bar Diameter, (Contains Bracket, Universal Type, Contains Thermoplastic Bushings And Universal Mounting Bracket)	To Frame	K7325 ‡	1	F401
	1-3/16" Sway Bar Diameter, (Bracket Not Included, OEM Type, Improved Design Bushing With Premium Rubber Material And Synthetic Fabric Lining Lasts Longer And Eliminates Noise)	To Frame	K201175 ‡	1	F401
	1-3/16" Sway Bar Diameter, (Bracket Not Included, OEM Type, Standard Design)	To Frame	K6437	1	F401
	1-5/16" Sway Bar Diameter, (Improved Design Bushing With Premium Rubber Material And Synthetic Fabric Lining Lasts Longer And Eliminates Noise)	To Frame	K201177 ‡	1	F401
	1-5/16" Sway Bar Diameter, (Standard Design)	To Frame	K6439	1	F401
Sway Bar Repair Kit					
1990	All Wheel Drive, (Heavy Duty Design)		K80631 ‡	2	F081
	All Wheel Drive, (Includes Polyurethane Bushings And Solid Metal Sleeve For Enhanced Performance. Barrel Nut Allows For Easier Installation.)		K700539 ‡	2	F081
	Two Wheel Drive (4x2), (Heavy Duty Design)		K6630 ‡	2	F401
	Two Wheel Drive (4x2), (Includes Polyurethane Bushings And Solid Metal Sleeve For Enhanced Performance. Barrel Nut Allows For Easier Installation.)		K700532 ‡	2	F401
	Two Wheel Drive (4x2), (Standard Design)		K5252	2	F401
1989-1985	(Heavy Duty Design)		K6630 ‡	2	F401
	(Includes Polyurethane Bushings And Solid Metal Sleeve For Enhanced Performance. Barrel Nut Allows For Easier Installation.)		K700532 ‡	2	F401
	(Standard Design)		K5252	2	F401
Wheel Hub & Bearing Assembly					
1990	All Wheel Drive		515005	2	
Astro EXT					
Ball Joint					
1990	All Wheel Drive, (Powdered Metal Gusher Brg. For Better Lubrication)	Upper	K6292 ‡	2	F081
	All Wheel Drive, (Bolt On Type, Powdered Metal Gusher Brg. For Better Lubrication)	Lower	K6291 ‡	2	F081
	Two Wheel Drive (4x2), (Powdered Metal Gusher Brg. For Better Lubrication)	Upper	K5208 ‡	2	F401
	Two Wheel Drive (4x2), (Powdered Metal Gusher Brg. For Better Lubrication)	Lower	K6141 ‡	2	F401
Control Arm Bumper Bushing					
1990	Two Wheel Drive (4x2)	Lower	K6606	2	F401
Control Arm Bushing					
1990	Two Wheel Drive (4x2)	Lower Rear	K5262	2	F401
	Two Wheel Drive (4x2)	Lower Front	K3113	2	F401
Control Arm with Ball Joint					
1990	All Wheel Drive, (R-Series)	Left Upper	RK620720	1	F081
	All Wheel Drive, (R-Series)	Right Upper	RK620719	1	F081

CHEVROLET TRUCK-Astro (Cont.)

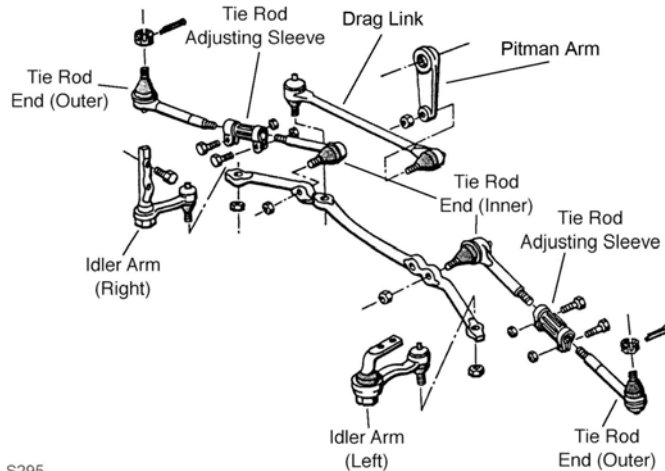
FRONT SUSPENSION (Cont.)

Year	Model/Application	Part	P/C Qty	Figure
Astro EXT				
Sway Bar Bushing				
1990	1-1/16" Sway Bar Diameter To Frame	K6167	1	F081, F401
	1-1/4" Sway Bar Diameter, (Improved Design Bushing With Premium Rubber Material And Synthetic Fabric Lining Lasts Longer And Eliminates Noise) To Frame	K201176 ‡	1	F081, F401
	1-1/4" Sway Bar Diameter, (Standard Design) To Frame	K6476	1	F081, F401
	1-3/16" Sway Bar Diameter, (Bracket Not Included, OEM Type, Improved Design Bushing With Premium Rubber Material And Synthetic Fabric Lining Lasts Longer And Eliminates Noise) To Frame	K201175 ‡	1	F081, F401
	1-3/16" Sway Bar Diameter, (Bracket Not Included, OEM Type, Standard Design) To Frame	K6437	1	F081, F401
	1-5/16" Sway Bar Diameter, (Improved Design Bushing With Premium Rubber Material And Synthetic Fabric Lining Lasts Longer And Eliminates Noise) To Frame	K201177 ‡	1	F081, F401
	1-5/16" Sway Bar Diameter, (Standard Design) To Frame	K6439	1	F081, F401
	All Wheel Drive, 1-3/16" Sway Bar Diameter, (Contains Bracket, Universal Type, Contains Thermoplastic Bushings And Universal Mounting Bracket) To Frame	K7328 ‡	1	F081
	Two Wheel Drive (4x2), 1-1/8" Sway Bar Diameter, (Bracket Not Included, OEM Type, Improved Design Bushing With Premium Rubber Material And Synthetic Fabric Lining Lasts Longer And Eliminates Noise) To Frame	K201174 ‡	1	F401
	Two Wheel Drive (4x2), 1-1/8" Sway Bar Diameter, (Bracket Not Included, OEM Type, Standard Design) To Frame	K6408	1	F401
Two Wheel Drive (4x2), 1-1/8" Sway Bar Diameter, (Contains Bracket, Universal Type, Contains Thermoplastic Bushings And Universal Mounting Bracket) To Frame	K7325 ‡	1	F401	

STEERING



S075



S295

Year	Model/Application	Part	P/C Qty	Figure
Astro				
Drag Link Assembly				
1990	All Wheel Drive, (Powdered Metal Gusher Brg. For Better Lubrication)	DS1318 ‡	1	S075
	Two Wheel Drive (4x2), (Powdered Metal Gusher Brg. For Better Lubrication)	DS1066 ‡	1	S295
1989-1985	(Powdered Metal Gusher Brg. For Better Lubrication)	DS1066 ‡	1	S295

(Cont.) Astro-CHEVROLET TRUCK

STEERING (Cont.)				
Year	Model/Application	Part	P/C Qty	Figure
Astro				
Idler Arm				
1990	All Wheel Drive, (Powdered Metal Gusher Brg. For Better Lubrication)		K6392T ‡	2 S075
	Two Wheel Drive (4x2), (10mm Bolts, Powdered Metal Gusher Brg. For Better Lubrication)	Left	K6258T ‡	1 S295
	Two Wheel Drive (4x2), (12mm Bolts, Powdered Metal Gusher Brg. For Better Lubrication)	Left	K6365T ‡	1 S295
	Two Wheel Drive (4x2), (10mm Bolts, Powdered Metal Gusher Brg. For Better Lubrication)	Right	K6259T ‡	1 S295
	Two Wheel Drive (4x2), (12mm Bolts, Powdered Metal Gusher Brg. For Better Lubrication)	Right	K6366T ‡	1 S295
1989-1985	(10mm Bolts, Powdered Metal Gusher Brg. For Better Lubrication)	Left	K6258T ‡	1 S295
	(10mm Bolts, Powdered Metal Gusher Brg. For Better Lubrication)	Right	K6259T ‡	1 S295
Steering Damper Bellows				
1990	Two Wheel Drive (4x2), (Trail Boss)	Front	SSD68	1
1989-1985	(Trail Boss)	Front	SSD68	1
Steering Damper Cylinder				
1990	Two Wheel Drive (4x2), (Super Trail Boss)	Front	SSD82	1
1989-1985	(Super Trail Boss)	Front	SSD82	1
Tie Rod Adjusting Sleeve				
1990			ES2004S	2 S075, S295
1989-1985			ES2004S	2 S295
Tie Rod End				
1990	All Wheel Drive, (Powdered Metal Gusher Brg. For Better Lubrication)	Outer	ES3254RL ‡	2 S075
	All Wheel Drive, (Powdered Metal Gusher Brg. For Better Lubrication)	Inner	ES2838RL ‡	2 S075
	Two Wheel Drive (4x2), (Powdered Metal Gusher Brg. For Better Lubrication)	Outer	ES2019RLT ‡	2 S295
	Two Wheel Drive (4x2), (Powdered Metal Gusher Brg. For Better Lubrication)	Inner	ES2020RLT ‡	2 S295
1989-1985	(Powdered Metal Gusher Brg. For Better Lubrication)	Outer	ES2019RLT ‡	2 S295
	(Powdered Metal Gusher Brg. For Better Lubrication)	Inner	ES2020RLT ‡	2 S295
Astro EXT				
Drag Link Assembly				
1990	All Wheel Drive, (Powdered Metal Gusher Brg. For Better Lubrication)		DS1318 ‡	1 S075
	Two Wheel Drive (4x2), (Powdered Metal Gusher Brg. For Better Lubrication)		DS1066 ‡	1 S295
Idler Arm				
1990	All Wheel Drive, (Powdered Metal Gusher Brg. For Better Lubrication)		K6392T ‡	2 S075
	Two Wheel Drive (4x2), (10mm Bolts, Powdered Metal Gusher Brg. For Better Lubrication)	Left	K6258T ‡	1 S295
	Two Wheel Drive (4x2), (12mm Bolts, Powdered Metal Gusher Brg. For Better Lubrication)	Left	K6365T ‡	1 S295
	Two Wheel Drive (4x2), (10mm Bolts, Powdered Metal Gusher Brg. For Better Lubrication)	Right	K6259T ‡	1 S295
	Two Wheel Drive (4x2), (12mm Bolts, Powdered Metal Gusher Brg. For Better Lubrication)	Right	K6366T ‡	1 S295
Tie Rod Adjusting Sleeve				
1990			ES2004S	2 S075, S295
Tie Rod End				
1990	All Wheel Drive, (Powdered Metal Gusher Brg. For Better Lubrication)	Outer	ES3254RL ‡	2 S075
	All Wheel Drive, (Powdered Metal Gusher Brg. For Better Lubrication)	Inner	ES2838RL ‡	2 S075
	Two Wheel Drive (4x2), (Powdered Metal Gusher Brg. For Better Lubrication)	Outer	ES2019RLT ‡	2 S295
	Two Wheel Drive (4x2), (Powdered Metal Gusher Brg. For Better Lubrication)	Inner	ES2020RLT ‡	2 S295
REAR SUSPENSION				
Year	Model/Application	Part	P/C Qty	Figure
Astro				
Leaf Spring Bushing				
1990-1985	(Design Allows Ease Of Installation)	Front	K200897 ‡	1
Leaf Spring Shackle Bushing				
1990-1985	(Design Allows Ease Of Installation)	To Spring	K200897 ‡	1
Sway Bar Bushing				
1990	Two Wheel Drive (4x2), (Split Design For Easier Installation)	To End	K200110 ‡	1
	Two Wheel Drive (4x2), (Split Design For Easier Installation)	To Frame	K200109 ‡	1
Sway Bar Link				
1990	Two Wheel Drive (4x2)	Center	K700051	2
Astro EXT				
Leaf Spring Bushing				
1990	(Design Allows Ease Of Installation)	Front	K200897 ‡	1
Leaf Spring Shackle Bushing				
1990	(Design Allows Ease Of Installation)	To Spring	K200897 ‡	1
Sway Bar Bushing				
1990	Two Wheel Drive (4x2), (Split Design For Easier Installation)	To Frame	K200109 ‡	1

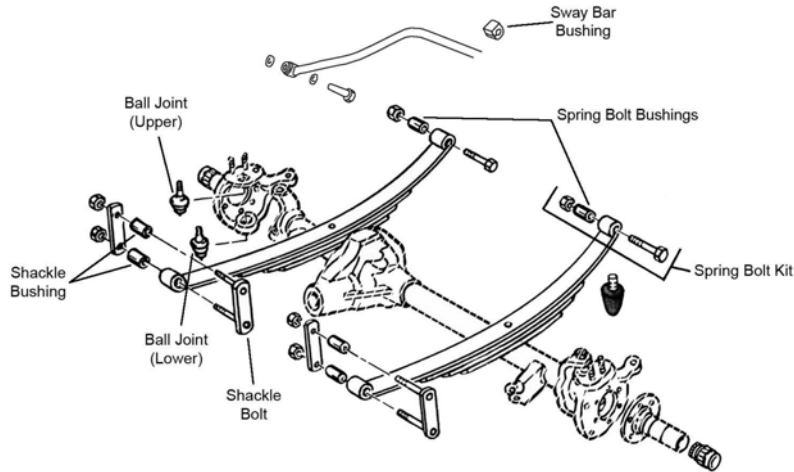
CHEVROLET TRUCK–Astro (Cont.)

REAR SUSPENSION (Cont.)

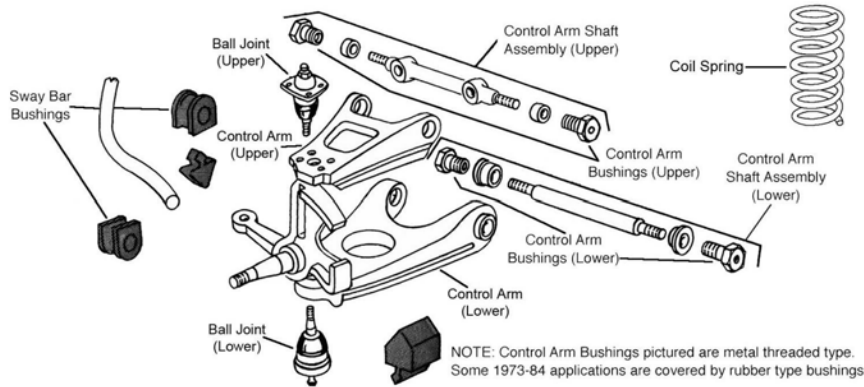
Year	Model/Application	Part	P/C Qty	Figure
Astro EXT				
Sway Bar Link				
1990	Two Wheel Drive (4x2)	Center	K700051	2

CHEVROLET TRUCK–Blazer

FRONT SUSPENSION



F123



F486

Year	Model/Application	Part	P/C Qty	Figure	
Ball Joint					
1990-1985	(Powdered Metal Gusher Brg. For Better Lubrication)	Upper	K8194T ‡	2	F123
	(Powdered Metal Gusher Brg. For Better Lubrication)	Lower	K8195T ‡	2	F123
1984-1970	Four Wheel Drive (4X4), (Powdered Metal Gusher Brg. For Better Lubrication)	Upper	K8194T ‡	2	F123
1984-1969	Four Wheel Drive (4X4), (Powdered Metal Gusher Brg. For Better Lubrication)	Lower	K8195T ‡	2	F123
1982-1973	Two Wheel Drive (4x2), (Powdered Metal Gusher Brg. For Better Lubrication)	Upper	K6136 ‡	2	F486
1982-1971	Two Wheel Drive (4x2), (Powdered Metal Gusher Brg. For Better Lubrication)	Lower	K6117T ‡	2	F486
1972-1971	Two Wheel Drive (4x2), (Powdered Metal Gusher Brg. For Better Lubrication)	Upper	K6124 ‡	2	F486
1970-1969	Two Wheel Drive (4x2), (Powdered Metal Gusher Brg. For Better Lubrication)	Upper	K6024 ‡	2	F486
	Two Wheel Drive (4x2), (Powdered Metal Gusher Brg. For Better Lubrication)	Lower	K6023 ‡	2	F486
Ball Joint Bushing Extractor and Installer					
1990-1985			T40207	1	
1984-1969	Four Wheel Drive (4X4)		T40207	1	
Control Arm Bumper Bushing					
1982-1973	Two Wheel Drive (4x2)	Upper	K6598	2	F486
	Two Wheel Drive (4x2), (Press In Type)	Lower	K6607	2	F486
Control Arm Bushing					
1982-1973	Two Wheel Drive (4x2), (Contains Front And Rear Bushings)	Upper	K6138	2	F486

(Cont.) Blazer-CHEVROLET TRUCK

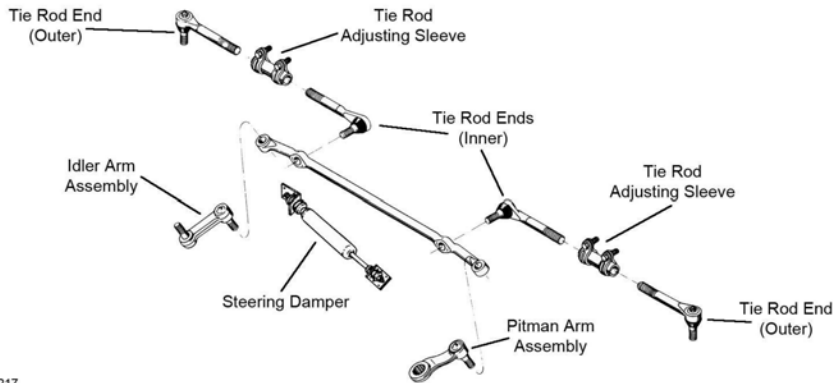
FRONT SUSPENSION (Cont.)				
Year	Model/Application	Part	P/C Qty	Figure
Control Arm Bushing Set				
1982-1973	Two Wheel Drive (4x2), (Contains Front And Rear Bushings)	Lower	K6422 ‡	1 F486
	Two Wheel Drive (4x2), (Contains Front And Rear Bushings, Standard Design)	Lower	K6137	2 F486
Control Arm Shaft Assembly				
1982-1973	Two Wheel Drive (4x2), (Provides Additional Positive(+) Camber Adjustment, Offset Shaft Kit, Design Allows Ease Of Installation)	Upper	K6184 ‡	2 F486
1972-1970	Two Wheel Drive (4x2), (Greaseable Socket Reduces Corrosion/Wear)	Lower	K6147 ‡	2 F486
1972-1969	Two Wheel Drive (4x2)	Upper	K6098	2 F486
Leaf Spring Bushing				
1990-1985		Front	SB320	2 F123
1984-1973	Four Wheel Drive (4X4)	Front	SB320	2 F123
Leaf Spring Shackle Bushing				
1987-1985			K200911	2 F123
1984-1973	Four Wheel Drive (4X4)		K200911	2 F123
Sway Bar Bushing				
1990-1985	(Eye Bushing)		K6655	1 F123
	1" Sway Bar Diameter, (Contains Thermoplastic Bushings And Universal Mounting Bracket)	To Frame	K8793 ‡	1 F123
	1-1/16" Sway Bar Diameter, (Contains Thermoplastic Bushings And Universal Mounting Bracket)	To Frame	K7302 ‡	1 F123
	1-1/4" Sway Bar Diameter, (Includes Universal Mounting Bracket)	To Frame	K7326 ‡	1 F123
	13/16" Sway Bar Diameter, (Contains Thermoplastic Bushings And Universal Mounting Bracket)	To Frame	K7324 ‡	1 F123
	1-5/16" Sway Bar Diameter, (Includes Universal Mounting Bracket)	To Frame	K7327 ‡	1 F123
	3/4" Sway Bar Diameter, (Contains Thermoplastic Bushings And Universal Mounting Bracket)	To Frame	K7323 ‡	1 F123
	7/8" Sway Bar Diameter, (Contains Thermoplastic Bushings And Universal Mounting Bracket)	To Frame	K8791 ‡	1 F123
1990-1983	1-3/16" Sway Bar Diameter, (Contains Bracket, Universal Type, Contains Thermoplastic Bushings And Universal Mounting Bracket)	To Frame	K7328 ‡	1 F123
1984-1973	Four Wheel Drive (4X4), (Eye Bushing)		K6655	1 F123
	Four Wheel Drive (4X4), 1" Sway Bar Diameter, (Contains Thermoplastic Bushings And Universal Mounting Bracket)	To Frame	K8793 ‡	1 F123
	Four Wheel Drive (4X4), 1-1/16" Sway Bar Diameter, (Contains Thermoplastic Bushings And Universal Mounting Bracket)	To Frame	K7302 ‡	1 F123
	Four Wheel Drive (4X4), 1-1/4" Sway Bar Diameter, (Includes Universal Mounting Bracket)	To Frame	K7326 ‡	1 F123
	Four Wheel Drive (4X4), 13/16" Sway Bar Diameter, (Contains Thermoplastic Bushings And Universal Mounting Bracket)	To Frame	K7324 ‡	1 F123
	Four Wheel Drive (4X4), 1-5/16" Sway Bar Diameter, (Includes Universal Mounting Bracket)	To Frame	K7327 ‡	1 F123
	Four Wheel Drive (4X4), 3/4" Sway Bar Diameter, (Contains Thermoplastic Bushings And Universal Mounting Bracket)	To Frame	K7323 ‡	1 F123
	Four Wheel Drive (4X4), 7/8" Sway Bar Diameter, (Contains Thermoplastic Bushings And Universal Mounting Bracket)	To Frame	K8791 ‡	1 F123
1982-1973	Two Wheel Drive (4x2), 1-1/16" Sway Bar Diameter, (Bracket Not Included)	To Arm	K6167	1 F486
	Two Wheel Drive (4x2), 1-1/16" Sway Bar Diameter, (Bracket Not Included)	To Frame	K6167	1 F486
	Two Wheel Drive (4x2), 1-1/4" Sway Bar Diameter, (Bracket Not Included, Improved Design Bushing With Premium Rubber Material And Synthetic Fabric Lining Lasts Longer And Eliminates Noise)	To Arm	K201176 ‡	1 F486
	Two Wheel Drive (4x2), 1-1/4" Sway Bar Diameter, (Bracket Not Included, Standard Design)	To Arm	K6476	1 F486
	Two Wheel Drive (4x2), 1-1/4" Sway Bar Diameter, (Bracket Not Included, Improved Design Bushing With Premium Rubber Material And Synthetic Fabric Lining Lasts Longer And Eliminates Noise)	To Frame	K201176 ‡	1 F486
	Two Wheel Drive (4x2), 1-1/4" Sway Bar Diameter, (Bracket Not Included, Standard Design)	To Frame	K6476	1 F486
	Two Wheel Drive (4x2), 1-3/16" Sway Bar Diameter, (Bracket Not Included, OEM Type, Improved Design Bushing With Premium Rubber Material And Synthetic Fabric Lining Lasts Longer And Eliminates Noise)	To Arm	K201175 ‡	1 F486
	Two Wheel Drive (4x2), 1-3/16" Sway Bar Diameter, (Bracket Not Included, OEM Type, Standard Design)	To Arm	K6437	1 F486
	Two Wheel Drive (4x2), 1-3/16" Sway Bar Diameter, (Bracket Not Included, OEM Type, Improved Design Bushing With Premium Rubber Material And Synthetic Fabric Lining Lasts Longer And Eliminates Noise)	To Frame	K201175 ‡	1 F486
	Two Wheel Drive (4x2), 1-3/16" Sway Bar Diameter, (Bracket Not Included, OEM Type, Standard Design)	To Frame	K6437	1 F486
	Two Wheel Drive (4x2), 1-5/16" Sway Bar Diameter, (Bracket Not Included, Improved Design Bushing With Premium Rubber Material And Synthetic Fabric Lining Lasts Longer And Eliminates Noise)	To Arm	K201177 ‡	1 F486
	Two Wheel Drive (4x2), 1-5/16" Sway Bar Diameter, (Bracket Not Included, Standard Design)	To Arm	K6439	1 F486
	Two Wheel Drive (4x2), 1-5/16" Sway Bar Diameter, (Bracket Not Included, Improved Design Bushing With Premium Rubber Material And Synthetic Fabric Lining Lasts Longer And Eliminates Noise)	To Frame	K201177 ‡	1 F486
	Two Wheel Drive (4x2), 1-5/16" Sway Bar Diameter, (Bracket Not Included, Standard Design)	To Frame	K6439	1 F486
1982-1970	Four Wheel Drive (4X4), 1-3/16" Sway Bar Diameter, (Contains Bracket, Universal Type, Contains Thermoplastic Bushings And Universal Mounting Bracket)	To Frame	K7328 ‡	1 F123

CHEVROLET TRUCK-Blazer (Cont.)

FRONT SUSPENSION (Cont.)

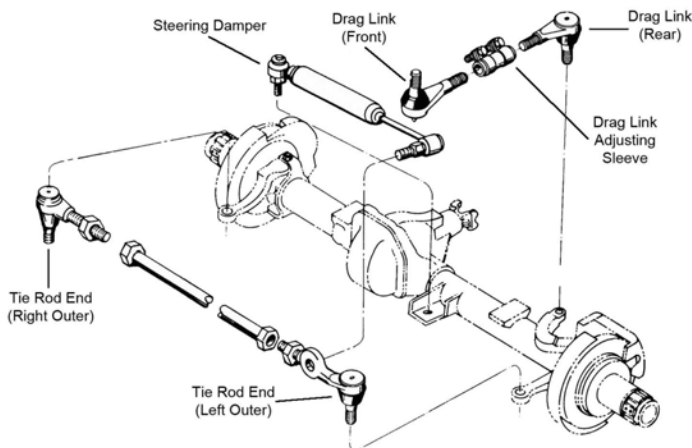
Year	Model/Application	Part	P/C Qty	Figure
Sway Bar Bushing				
1982-1970 (Cont.)	Two Wheel Drive (4x2), 1" Sway Bar Diameter, (Contains Thermoplastic Bushings And Universal Mounting Bracket) To Arm	K8793 ‡	1	F486
	Two Wheel Drive (4x2), 1" Sway Bar Diameter, (Contains Thermoplastic Bushings And Universal Mounting Bracket) To Frame	K8793 ‡	1	F486
	Two Wheel Drive (4x2), 1-1/16" Sway Bar Diameter, (Contains Thermoplastic Bushings And Universal Mounting Bracket) To Arm	K7302 ‡	1	F486
	Two Wheel Drive (4x2), 1-1/16" Sway Bar Diameter, (Contains Thermoplastic Bushings And Universal Mounting Bracket) To Frame	K7302 ‡	1	F486
	Two Wheel Drive (4x2), 1-1/4" Sway Bar Diameter, (Includes Universal Mounting Bracket) To Arm	K7326 ‡	1	F486
	Two Wheel Drive (4x2), 1-1/4" Sway Bar Diameter, (Includes Universal Mounting Bracket) To Frame	K7326 ‡	1	F486
	Two Wheel Drive (4x2), 1-1/8" Sway Bar Diameter, (Bracket Not Included, OEM Type, Improved Design Bushing With Premium Rubber Material And Synthetic Fabric Lining Lasts Longer And Eliminates Noise) To Frame	K201174 ‡	1	F486
	Two Wheel Drive (4x2), 1-1/8" Sway Bar Diameter, (Bracket Not Included, OEM Type, Standard Design) To Frame	K6408	1	F486
	Two Wheel Drive (4x2), 1-1/8" Sway Bar Diameter, (Contains Bracket, Universal Type, Contains Thermoplastic Bushings And Universal Mounting Bracket) To Frame	K7325 ‡	1	F486
	Two Wheel Drive (4x2), 13/16" Sway Bar Diameter, (Contains Thermoplastic Bushings And Universal Mounting Bracket) To Frame	K7324 ‡	1	F486
	Two Wheel Drive (4x2), 1-5/16" Sway Bar Diameter, (Includes Universal Mounting Bracket) To Arm	K7327 ‡	1	F486
	Two Wheel Drive (4x2), 1-5/16" Sway Bar Diameter, (Includes Universal Mounting Bracket) To Frame	K7327 ‡	1	F486
	Two Wheel Drive (4x2), 3/4" Sway Bar Diameter, (Contains Thermoplastic Bushings And Universal Mounting Bracket) To Arm	K7323 ‡	1	F486
	Two Wheel Drive (4x2), 3/4" Sway Bar Diameter, (Contains Thermoplastic Bushings And Universal Mounting Bracket) To Frame	K7323 ‡	1	F486
	Two Wheel Drive (4x2), 7/8" Sway Bar Diameter, (Contains Thermoplastic Bushings And Universal Mounting Bracket) To Arm	K8791 ‡	1	F486
	Two Wheel Drive (4x2), 7/8" Sway Bar Diameter, (Contains Thermoplastic Bushings And Universal Mounting Bracket) To Frame	K8791 ‡	1	F486
	1972-1970	Two Wheel Drive (4x2), 1-1/16" Sway Bar Diameter, (Bracket Not Included) To Arm	K6169	1
	Two Wheel Drive (4x2), 1-1/16" Sway Bar Diameter, (Bracket Not Included) To Frame	K6169	1	F486
1969	1-3/16" Sway Bar Diameter, (Contains Bracket, Universal Type, Contains Thermoplastic Bushings And Universal Mounting Bracket) To Frame	K7328 ‡	1	F123

STEERING



S217

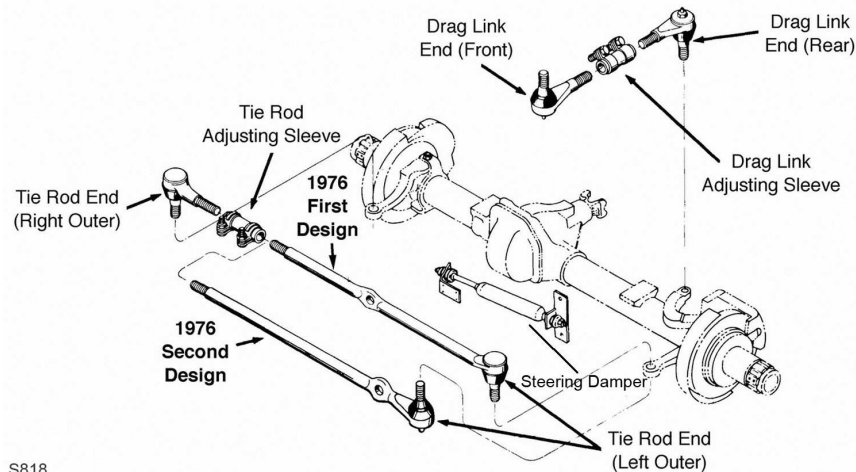
S217



S518

S518

STEERING (Cont.)



S818

S818

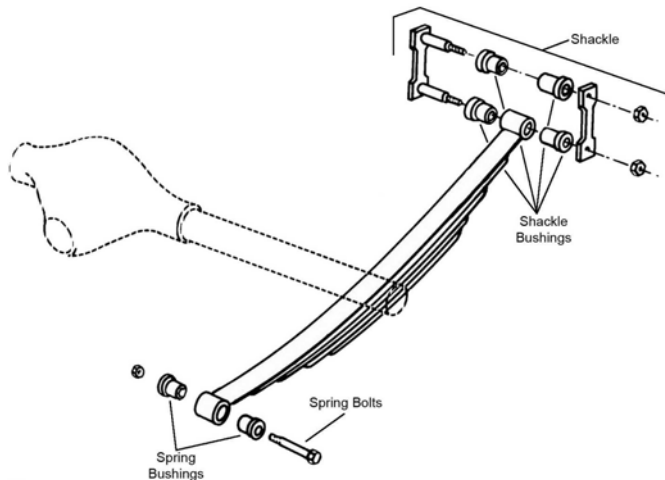
Year	Model/Application	Part	P/C Qty	Figure	
Drag Link Adjusting Sleeve					
1990-1985	Pitman Arm To Steering Arm	ES362S	1	S518, S818	
1984-1981	Four Wheel Drive (4X4)	Pitman Arm To Steering Arm	ES362S	1	S518, S818
1980-1969	Four Wheel Drive (4X4)	Pitman Arm To Steering Arm	ES362S	1	S818
Drag Link Assembly					
1990-1985	6.34" Length, (Greaseable Socket Reduces Corrosion/Wear)	At Pitman Arm	ES2027L ‡	1	S518, S818
	8.34" Length, (Greaseable Socket Reduces Corrosion/Wear)	At Steering Arm	ES2026R ‡	1	S518, S818
1984-1981	Four Wheel Drive (4X4), 6.34" Length, (Greaseable Socket Reduces Corrosion/Wear)	At Pitman Arm	ES2027L ‡	1	S518, S818
	Four Wheel Drive (4X4), 8.34" Length, (Greaseable Socket Reduces Corrosion/Wear)	At Steering Arm	ES2026R ‡	1	S518, S818
1980-1970	Four Wheel Drive (4X4), 6.34" Length, (Greaseable Socket Reduces Corrosion/Wear)	At Pitman Arm	ES2027L ‡	1	S818
	Four Wheel Drive (4X4), 8.34" Length, (Greaseable Socket Reduces Corrosion/Wear)	At Steering Arm	ES2026R ‡	1	S818
Idler Arm					
1982-1969	Two Wheel Drive (4x2), (Powdered Metal Gusher Brg. For Better Lubrication)	K6096T ‡	1	S217	
Pitman Arm					
1982-1973	Two Wheel Drive (4x2), Power Steering, (Powdered Metal Gusher Brg. For Better Lubrication)	K6143 ‡	1	S217	
1978-1973	Two Wheel Drive (4x2), Manual Steering, (Powdered Metal Gusher Brg. For Better Lubrication)	K6142 ‡	1	S217	
1972-1969	Two Wheel Drive (4x2), Manual Steering, (Powdered Metal Gusher Brg. For Better Lubrication)	K6130 ‡	1	S217	
	Two Wheel Drive (4x2), Power Steering, (Powdered Metal Gusher Brg. For Better Lubrication)	K6131 ‡	1	S217	
Steering Damper Bellows					
1990-1989	Four Wheel Drive (4X4), (Super Trail Boss)	Front	SSD90	1	S518, S818
	Four Wheel Drive (4X4), Except Oil Cooler, (Trail Boss)	Front	SSD68	1	S518, S818
1988	Except Oil Cooler, (Trail Boss)	Front	SSD68	1	S518, S818
1988-1987	(Super Trail Boss)	Front	SSD90	1	S518, S818
1987	(Trail Boss)	Front	SSD68	1	S518, S818
1986-1985	(Super Trail Boss)	Front	SSD90	1	S518
	(Trail Boss)	Front	SSD68	1	S518
1984-1981	Four Wheel Drive (4X4), (Super Trail Boss)	Front	SSD90	1	S518
	Four Wheel Drive (4X4), (Trail Boss)	Front	SSD68	1	S518
1980-1973	Four Wheel Drive (4X4), (Super Trail Boss)	Front	SSD90	1	S818
	Four Wheel Drive (4X4), (Trail Boss)	Front	SSD68	1	S818
1972-1969	Four Wheel Drive (4X4), (Super Trail Boss)	Front	SSD90	1	
	Four Wheel Drive (4X4), (Trail Boss)	Front	SSD68	1	
Steering Damper Cylinder					
1990-1989	Four Wheel Drive (4X4), Except Oil Cooler, (Super Trail Boss)	Front	SSD84	1	S518, S818
	Four Wheel Drive (4X4), Except Oil Cooler, (Trail Boss)	Front	SSD15	1	S518, S818
1988	Except Oil Cooler, (Super Trail Boss)	Front	SSD84	1	S518, S818
	Except Oil Cooler, (Trail Boss)	Front	SSD15	1	S518, S818
1987	(Super Trail Boss)	Front	SSD84	1	S518, S818
	(Trail Boss)	Front	SSD15	1	S518, S818
1986-1985	(Super Trail Boss)	Front	SSD84	1	S518
	(Trail Boss)	Front	SSD15	1	S518
1984-1981	Four Wheel Drive (4X4), (Super Trail Boss)	Front	SSD84	1	S518
	Four Wheel Drive (4X4), (Trail Boss)	Front	SSD15	1	S518
1980-1973	Four Wheel Drive (4X4), (Super Trail Boss)	Front	SSD84	1	S818
	Four Wheel Drive (4X4), (Trail Boss)	Front	SSD15	1	S818

CHEVROLET TRUCK-Blazer (Cont.)

STEERING (Cont.)

Year	Model/Application	Part	P/C Qty	Figure
Steering Damper Cylinder				
1972-1969	Four Wheel Drive (4X4), (Super Trail Boss)	Front	SSD82	1
	Four Wheel Drive (4X4), (Trail Boss)	Front	SSD48	1
Steering Damper Kit				
1972-1969	Four Wheel Drive (4X4), (Super Trail Boss)	Front	SSD92	1
	Four Wheel Drive (4X4), (Trail Boss)	Front	SSD13	1
Tie Rod Adjusting Sleeve				
1982-1971	Two Wheel Drive (4x2)		ES2004S	2 S217
1980-1976	Four Wheel Drive (4X4), 2nd Design, 1" - 18 Threads, 5.5" Length, (Coated For Corrosion Resistance) At Steering Arm, Right, Steering Arm To Steering Arm		ES2012S ‡	1 S818
1976-1973	Four Wheel Drive (4X4), 7/8" - 18 Threads, 4.50" Length		ES362S	1 S818
Tie Rod End				
1990-1987	1" - 18 Threads, 4.12" Length, (Right Hand Threads, Greaseable Socket Reduces Corrosion/Wear) Right Outer		ES2011R ‡	1 S818
	1" - 18 Threads, 52.25" Length, (Left Hand Threads, Powdered Metal Gusher Brg. For Better Lubrication) Left Outer		DS893 ‡	1 S818
1990-1985	7/8" - 18 Threads, 4.81" Length, (Can Replace Complete 7/8" Threads Design With 1" Threads Design, Right Hand Threads, Powdered Metal Gusher Brg. For Better Lubrication) Right Outer		ES2234R ‡	1 S518
	7/8" - 18 Threads, 9.6" Length, (Can Replace Complete 7/8" Threads Design With 1" Threads Design, Left Hand Threads, Powdered Metal Gusher Brg. For Better Lubrication) Left Outer		ES2233L ‡	1 S518
1984-1981	Four Wheel Drive (4X4), 7/8" - 18 Threads, 4.81" Length, (Can Replace Complete 7/8" Threads Design With 1" Threads Design, Right Hand Threads, Powdered Metal Gusher Brg. For Better Lubrication) Right Outer		ES2234R ‡	1 S518
	Four Wheel Drive (4X4), 7/8" - 18 Threads, 9.6" Length, (Can Replace Complete 7/8" Threads Design With 1" Threads Design, Left Hand Threads, Powdered Metal Gusher Brg. For Better Lubrication) Left Outer		ES2233L ‡	1 S518
1982-1973	Two Wheel Drive (4x2), (Powdered Metal Gusher Brg. For Better Lubrication) Outer		ES409RT ‡	2 S217
	Two Wheel Drive (4x2), (Powdered Metal Gusher Brg. For Better Lubrication) Inner		ES409LT ‡	2 S217
1980-1976	Four Wheel Drive (4X4), 1" - 18 Threads, 4.12" Length, (Right Hand Threads, Greaseable Socket Reduces Corrosion/Wear) Right Outer		ES2011R ‡	1 S818
	Four Wheel Drive (4X4), 1" - 18 Threads, 52.25" Length, (Left Hand Threads, Powdered Metal Gusher Brg. For Better Lubrication) Left Outer		DS893 ‡	1 S818
1976-1973	Four Wheel Drive (4X4), 7/8" - 18 Threads, 4.38" Length, (Left Hand Threads, Greaseable Socket Reduces Corrosion/Wear) Right Outer		ES449L ‡	1 S818
	Four Wheel Drive (4X4), 7/8" - 18 Threads, 52.24" Length, (Right Hand Threads, Greaseable Socket Reduces Corrosion/Wear) Left Outer		DS841 ‡	1 S818
1972-1971	Two Wheel Drive (4x2), (Powdered Metal Gusher Brg. For Better Lubrication) Outer		ES415RL ‡	2 S217
	Two Wheel Drive (4x2), (Powdered Metal Gusher Brg. For Better Lubrication) Inner		ES403L ‡	2 S217
1972-1969	Four Wheel Drive (4X4), (Powdered Metal Gusher Brg. For Better Lubrication) Left Outer		ES375L ‡	1
	Four Wheel Drive (4X4), (Powdered Metal Gusher Brg. For Better Lubrication) Right Outer		ES375R ‡	1
1970	Two Wheel Drive (4x2), (Powdered Metal Gusher Brg. For Better Lubrication) Outer		ES350L ‡	2 S217
	Two Wheel Drive (4x2), (Powdered Metal Gusher Brg. For Better Lubrication) Inner		ES370R ‡	2 S217

REAR SUSPENSION



R309

Year	Model/Application	Part	P/C Qty	Figure
Leaf Spring Bushing				
1990-1985	.575" X 1.75" X 3.00"	Fixed End	SB351	2 R309
1984-1979	Four Wheel Drive (4X4), .575" X 1.75" X 3.00"	Fixed End	SB351	2 R309

(Cont.) Blazer-CHEVROLET TRUCK

REAR SUSPENSION (Cont.)				
Year	Model/Application	Part	P/C Qty	Figure
Leaf Spring Bushing				
1978-1973	Four Wheel Drive (4X4), .575" X 1.75" X 3.00" Two Wheel Drive (4x2)	Front Fixed End	SB351 SB335	2 2 R309 R309
Leaf Spring Shackle Bushing				
1990-1985		Lower	SB335	2 R309
1984-1979	Four Wheel Drive (4X4)	Lower	SB335	2 R309
1978-1973		Lower	SB335	2 R309

Corvair-CHEVROLET TRUCK

FRONT SUSPENSION				
Year	Model/Application	Part	P/C Qty	Figure
Ball Joint				
1964-1961	(Powdered Metal Gusher Brg. For Better Lubrication) (Powdered Metal Gusher Brg. For Better Lubrication)	Upper Lower	K6034 ‡ K6035 ‡	2 2
Control Arm Bushing				
1964-1961	(Contains Front And Rear Bushings)	Lower	K304	1
Control Arm Bushing Set				
1964-1961	(Contains Front And Rear Bushings)	Upper	K5196	2
Control Arm Shaft Assembly				
1964-1961	(Provides Additional Positive(+) Camber Adjustment, Offset Shaft Kit, Design Allows Ease Of Installation)	Upper	K6104 ‡	2
STEERING				
Year	Model/Application	Part	P/C Qty	Figure
Tie Rod End				
1964-1963	(Powdered Metal Gusher Brg. For Better Lubrication)	Outer	ES323L ‡	2
1964-1961		Pitman Arm To Steering Assembly, Rear	ES297RL	1
1962-1961	(Includes Sunoloy-Coated Metal Bearing To Combine Durability With Smooth Stud Swing)	Outer	ES312RL ‡	2
REAR SUSPENSION				
Year	Model/Application	Part	P/C Qty	Figure
Control Arm Bushing				
1964-1961	(Contains Front And Rear Bushings)	Lower	K304	1

EI Camino-CHEVROLET TRUCK

FRONT SUSPENSION				
F188				
F188				
Year	Model/Application	Part	P/C Qty	Figure
Ball Joint				
1987-1973	(Powdered Metal Gusher Brg. For Better Lubrication) (Powdered Metal Gusher Brg. For Better Lubrication)	Upper Lower	K5208 ‡ K6145T ‡	2 2 F188 F188

CHEVROLET TRUCK—El Camino (Cont.)

FRONT SUSPENSION (Cont.)

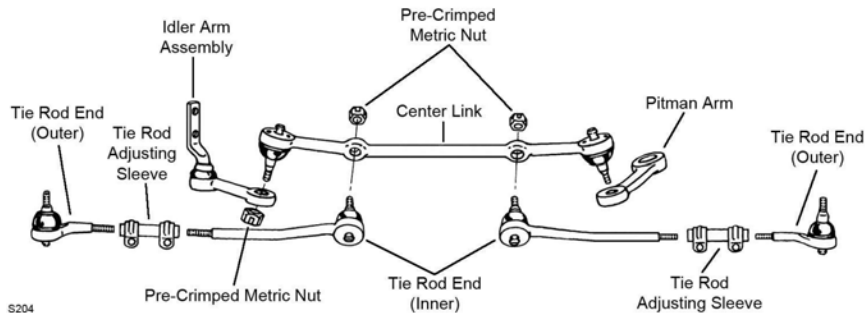
Year	Model/Application	Part	P/C Qty	Figure
Ball Joint				
1972-1964	(Powdered Metal Gusher Brg. For Better Lubrication) (Powdered Metal Gusher Brg. For Better Lubrication)	Upper Lower	K5108 ‡ K5103 ‡	2 2 F188 F188
1960-1959	(Powdered Metal Gusher Brg. For Better Lubrication) (Powdered Metal Gusher Brg. For Better Lubrication)	Upper Lower	K6034 ‡ K6035 ‡	2 2 F188 F188
Control Arm Bumper Bushing				
1987-1973		Lower	K6606	2 F188
Control Arm Bushing				
1977-1975		Lower Front	K3113	2 F188
1977-1973		Lower Rear	K5262	2 F188
1974-1973	1-5/8" Outside Diameter	Lower Front	K3113	2 F188
1966-1964	1.900" Outside Diameter, (Contains Front And Rear Bushings)	Lower Rear	K5144	2 F188
1960-1959	(Contains Front And Rear Bushings)	Lower	K304	1 F188
Control Arm Bushing Set				
1987-1978	(Contains Front And Rear Bushings) (Contains Front And Rear Bushings, Standard Design) (Contains Front And Rear Bushings) (Contains Front And Rear Bushings, Standard Design)	Upper Upper Lower Lower	K6411 ‡ K6176 K6421 ‡ K6177	1 2 2 2 F188 F188 F188 F188
1977-1974		Upper	K6144	2 F188
1977-1973	(Contains Front And Rear Bushings)	Lower	K6109	2 F188
1973	(Contains Front And Rear Bushings)	Upper	K6108	2 F188
1972-1970	(Contains Oval Rear Bushing, Contains Front And Rear Bushings) (Contains Round Rear Bushing, Contains Front And Rear Bushings)	Lower Lower	K5149 K6076	2 2 F188 F188
1972-1964	(Contains Front And Rear Bushings)	Upper	K5196	2 F188
1969-1966	2nd Design, (Contains Front And Rear Bushings)	Lower	K6076	2 F188
1960-1959	(Contains Front And Rear Bushings)	Upper	K5196	2 F188
Control Arm Shaft Assembly				
1987-1978	(Provides Additional Positive(+) Camber Adjustment, Offset Shaft Kit, Design Allows Ease Of Installation)	Upper	K6218 ‡	2 F188
1977-1974	(Provides Additional Positive(+) Camber Adjustment, Offset Shaft Kit, Design Allows Ease Of Installation)	Upper	K6146 ‡	2 F188
1973	(Provides Additional Positive(+) Camber Adjustment, Offset Shaft Kit, Design Allows Ease Of Installation)	Upper	K6148 ‡	2 F188
1972-1964	(Provides Additional Positive(+) Camber Adjustment, Offset Shaft Kit, Design Allows Ease Of Installation)	Upper	K5250 ‡	2 F188
Control Arm with Ball Joint				
1987-1985	(Contains Bushing And Offset Shaft, Powdered Metal Gusher Brg. For Better Lubrication) (Contains Bushing And Offset Shaft, Powdered Metal Gusher Brg. For Better Lubrication)	Left Upper Right Upper	CK620250 ‡ CK620249 ‡	1 1 F188 F188
Sway Bar Bushing				
1987-1981	1-1/4" Sway Bar Diameter, (Split Design For Easier Installation)	To Frame	K6455 ‡	1 F188
1987-1978	1" Sway Bar Diameter, Except Tabs On Mounting Clamps 1-1/16" Sway Bar Diameter, Except Tabs On Mounting Clamps 1-1/8" Sway Bar Diameter, Except Tabs On Mounting Clamps 1-3/16" Sway Bar Diameter, Except Tabs On Mounting Clamps	To Frame To Frame To Frame To Frame	K6451 K5288 K6453 K5248	1 1 1 1 F188 F188 F188 F188
1980-1978	1-1/4" Sway Bar Diameter, Except Tabs On Mounting Clamps, (Split Design For Easier Installation)	To Frame	K6455 ‡	1 F188
1980-1976	1" To 1-9/64" Sway Bar Diameter, Tabs On Mounting Clamps 15/16" Sway Bar Diameter, Tabs On Mounting Clamps	To Frame To Frame	K6161 K5241	1 1 F188 F188
1975-1968	1" Sway Bar Diameter 15/16" Sway Bar Diameter	To Frame To Frame	K5253 K5241	1 1 F188 F188
1967-1966	396(6.6L)	To Frame	K8258	1 F188
1967-1965	327(5.4L), (Standard Design)	To Frame	K5227	1 F188
1967-1964	230(3.8L), (Standard Design) 283(4.6L), (Standard Design)	To Frame To Frame	K5227 K5227	1 1 F188 F188
1966-1964	194(3.2L), (Standard Design)	To Frame	K5227	1 F188
1965	396(6.6L)	To Frame	K7096	1 F188
1960-1959	(Standard Design)	To Frame	K5227	1 F188
Sway Bar Repair Kit				
1987-1978	(OEM Type) (Optional Performance) 7-1/4" Length, (Includes Polyurethane Bushings And Solid Metal Sleeve For Enhanced Performance. Barrel Nut Allows For Easier Installation.)		K5254 K8988 K700538 ‡	2 2 2 F188 F188 F188
1977-1973	(Heavy Duty Design)		K6630 ‡	2 F188

(Cont.) El Camino-CHEVROLET TRUCK

FRONT SUSPENSION (Cont.)

Year	Model/Application	Part	P/C Qty	Figure
Sway Bar Repair Kit				
1977-1973 (Cont.)	(Includes Polyurethane Bushings And Solid Metal Sleeve For Enhanced Performance. Barrel Nut Allows For Easier Installation.) (Standard Design)	K700532 ‡	2	F188
		K5252	2	F188
1972-1964	(Heavy Duty Design) (Includes Polyurethane Bushings And Solid Metal Sleeve For Enhanced Performance. Barrel Nut Allows For Easier Installation.) (Standard Design)	K6629 ‡	2	F188
		K700535 ‡	2	F188
		K8266	2	F188
1960-1959	(OEM Type) 7-1/4" Length, (Includes Polyurethane Bushings And Solid Metal Sleeve For Enhanced Performance. Barrel Nut Allows For Easier Installation.)	K5254	2	F188
		K700538 ‡	2	F188

STEERING

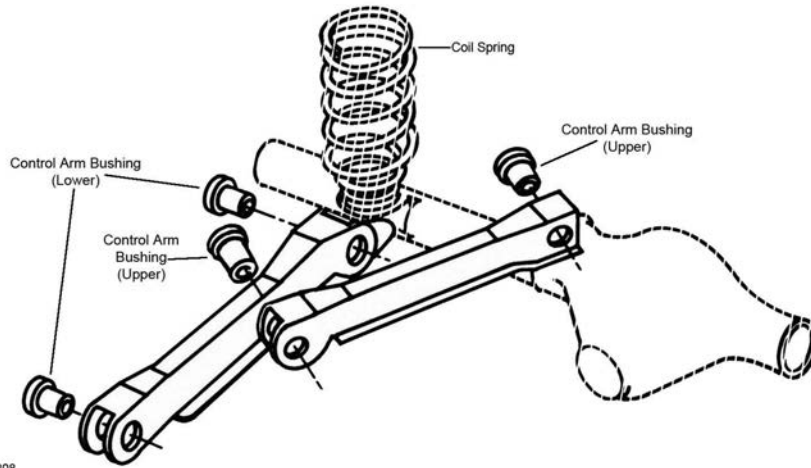


S204

Year	Model/Application	Part	P/C Qty	Figure	
Center Link					
1987-1978	(Contains New Pre-Crimped Metric Nuts, Powdered Metal Gusher Brg. For Better Lubrication)	DS909 ‡	1	S204	
1977-1973	Power Steering, (Powdered Metal Gusher Brg. For Better Lubrication)	DS808 ‡	1	S204	
1972-1968	(Powdered Metal Gusher Brg. For Better Lubrication)	DS749 ‡	1	S204	
Idler Arm					
1987-1978	(Powdered Metal Gusher Brg. For Better Lubrication)	K6187T ‡	1	S204	
1977-1975	(Powdered Metal Gusher Brg. For Better Lubrication)	K6152 ‡	1	S204	
1974-1973	(Powdered Metal Gusher Brg. For Better Lubrication)	K6149 ‡	1	S204	
1972-1968	(Powdered Metal Gusher Brg. For Better Lubrication)	K5143 ‡	1	S204	
1967-1965	(Powdered Metal Gusher Brg. For Better Lubrication)	K5142 ‡	1	S204	
1964	13/16" Diameter Center Link, (Powdered Metal Gusher Brg. For Better Lubrication)	K5143 ‡	1	S204	
	7/8" Diameter Center Link, (Powdered Metal Gusher Brg. For Better Lubrication)	K5142 ‡	1	S204	
Tie Rod Adjusting Sleeve					
1987-1978		ES2032S	2	S204	
1977-1971		ES2004S	2	S204	
1970-1964		ES2032S	2	S204	
Tie Rod End					
1987-1978	(Powdered Metal Gusher Brg. For Better Lubrication) (Powdered Metal Gusher Brg. For Better Lubrication)	Outer	ES2033RLT ‡	2	S204
		Inner	ES2034RLT ‡	2	S204
1977-1973	(Powdered Metal Gusher Brg. For Better Lubrication) (Powdered Metal Gusher Brg. For Better Lubrication)	Outer	ES427R ‡	2	S204
		Inner	ES2020RLT ‡	2	S204
1972-1971	(Powdered Metal Gusher Brg. For Better Lubrication) (Powdered Metal Gusher Brg. For Better Lubrication)	Outer	ES406R ‡	2	S204
		Inner	ES406L ‡	2	S204
1970-1964	(Powdered Metal Gusher Brg. For Better Lubrication) (Powdered Metal Gusher Brg. For Better Lubrication)	Outer	ES333RL ‡	2	S204
		Inner	ES681N ‡	2	S204

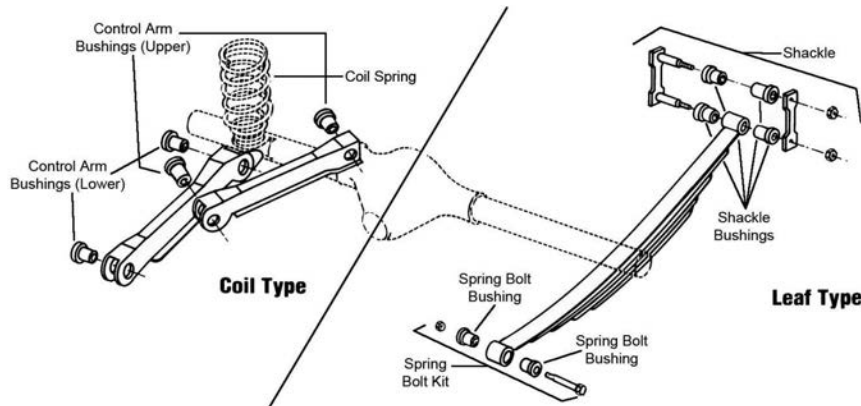
CHEVROLET TRUCK—El Camino (Cont.)

REAR SUSPENSION



R308

R308

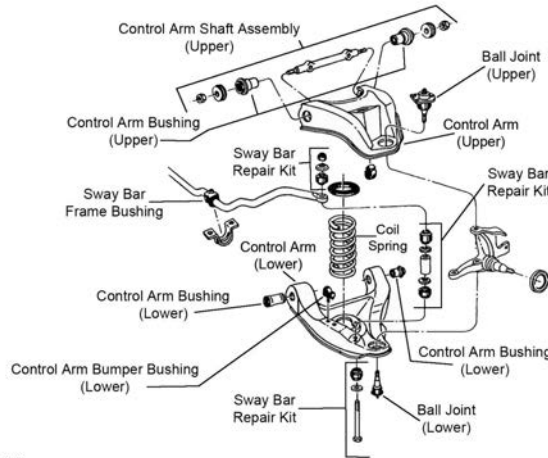


R310

Year	Model/Application	Part	P/C Qty	Figure
Control Arm Bushing				
1987-1978	(Contains Front And Rear Bushings)	Upper	K6178	2 R308
1985-1978	(Contains Front And Rear Bushings)	Lower	K6178	2 R308
Control Arm Bushing Set				
1977-1965	(Contains Front And Rear Bushings)	Upper	K5161	2 R310
1977-1964	(Contains Front And Rear Bushings)	Lower	K5161	2 R310
1964	(Contains Front And Rear Bushings)	Upper Front	K5161	2 R310

LLV Postal Vehicle-CHEVROLET TRUCK

FRONT SUSPENSION

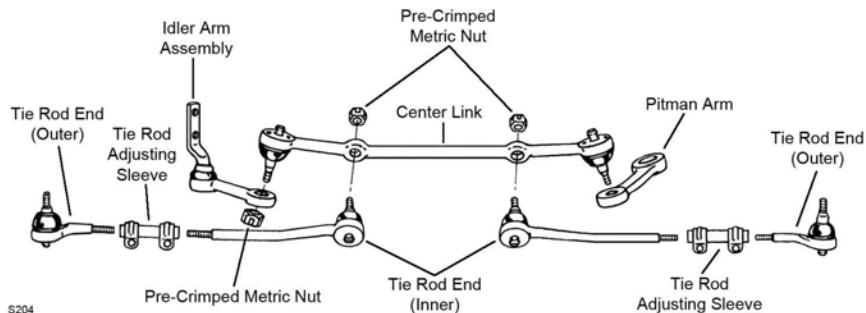


F188

F188

Year	Model/Application	Part	P/C Qty	Figure
Ball Joint				
1990-1987	(Powdered Metal Gusher Brg. For Better Lubrication)	Upper	K5208 ‡	2 F188
	(Powdered Metal Gusher Brg. For Better Lubrication)	Lower	K6145T ‡	2 F188
Control Arm Bumper Bushing				
1990-1987		Lower	K6606	2 F188
Control Arm Bushing Set				
1990-1987	(Contains Front And Rear Bushings, Standard Design)	Upper	K6176	2 F188
	(Contains Front And Rear Bushings, Standard Design)	Lower	K6282	2 F188
Control Arm Shaft Assembly				
1990-1987	(Provides Additional Positive(+) Camber Adjustment, Offset Shaft Kit, Design Allows Ease Of Installation)	Upper	K6218 ‡	2 F188
Control Arm with Ball Joint				
1990-1987	(Contains Bushing, Powdered Metal Gusher Brg. For Better Lubrication)	Left Lower	CK620252 ‡	1 F188
	(R-Series)	Left Lower	RK620252	1 F188
	(Contains Bushing, Powdered Metal Gusher Brg. For Better Lubrication)	Right Lower	CK620251 ‡	1 F188
	(R-Series)	Right Lower	RK620251	1 F188
Sway Bar Bushing				
1990-1987	1-1/16" Sway Bar Diameter	To Frame	K6169	1 F188
Sway Bar Repair Kit				
1990-1987	(OEM Type) (Optional Performance) 7-1/4" Length. (Includes Polyurethane Bushings And Solid Metal Sleeve For Enhanced Performance. Barrel Nut Allows For Easier Installation.)		K5254 K8988 K700538 ‡	2 F188 2 F188 2 F188

STEERING



S204

S204

Year	Model/Application	Part	P/C Qty	Figure
Center Link				
1990-1987			DS1428	1 S204
Idler Arm				
1990-1987	(Powdered Metal Gusher Brg. For Better Lubrication)		K6187T ‡	1 S204
Tie Rod Adjusting Sleeve				
1990-1987			ES2032S	2 S204

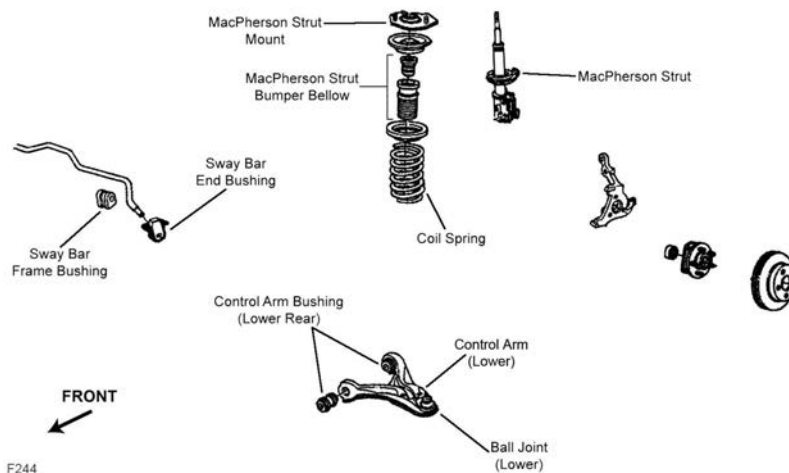
CHEVROLET TRUCK-LLV Postal Vehicle (Cont.)

STEERING (Cont.)

Year	Model/Application	Part	P/C Qty	Figure	
Tie Rod End					
1990-1987	(Powdered Metal Gusher Brg. For Better Lubrication) (Powdered Metal Gusher Brg. For Better Lubrication)	Outer Inner	ES2033RLT ‡ ES2034RLT ‡	2 2	S204 S204
REAR SUSPENSION					
Year	Model/Application	Part	P/C Qty	Figure	
Leaf Spring Bushing					
1990-1987		Fixed End	SB335	2	
Leaf Spring Shackle Bushing					
1990-1987	(Design Allows Ease Of Installation)	Upper Lower	K200802 ‡ SB335	2 2	
Sway Bar Bushing					
1990-1987		To Frame	K201020	1	

CHEVROLET TRUCK-Lumina APV

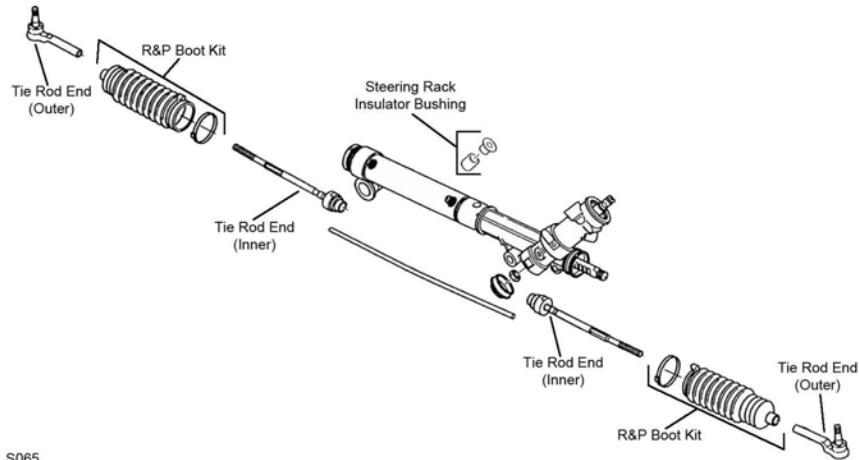
FRONT SUSPENSION



F244

Year	Model/Application	Part	P/C Qty	Figure	
Ball Joint					
1990	(Powdered Metal Gusher Brg. For Better Lubrication)	Lower	K5263 ‡	2	F244
Control Arm Bushing					
1990	(Contains Front And Rear Bushings)	Lower	K6271	2	F244
Strut Bumper Bellows					
1990	(Contains Bumper)		K90463	2	F244
Strut Mount					
1990	(Contains Bearing)		K6446	2	F244
Strut Spring Seat					
1990	(Contains Isolators)	Upper	K6636	2	F244
Sway Bar Bushing					
1990	26mm Sway Bar Diameter	To Frame	K6269	1	F244
Wheel Hub & Bearing Assembly					
1990			513016-K	2	

STEERING

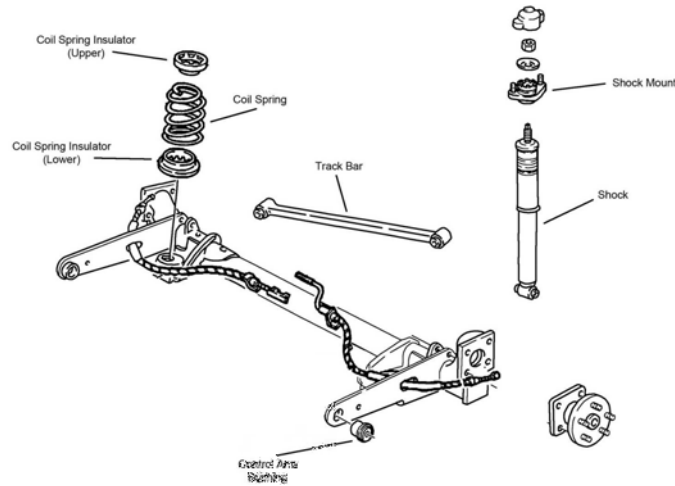


S065

S065

Year	Model/Application	Part	P/C Qty	Figure	
Rack & Pinion Boot Kit					
1990		K6298	2	S065	
Steering Rack Insulator Bushing					
1990		K6225	2	S065	
Tie Rod End					
1990	(Powdered Metal Gusher Brg. For Better Lubrication) (Full Ball Stud Provides 360 Degrees Of Smooth Rotation)	Outer Inner	ES2111RL ‡ EV116 ‡	2 2	S065 S065

REAR SUSPENSION

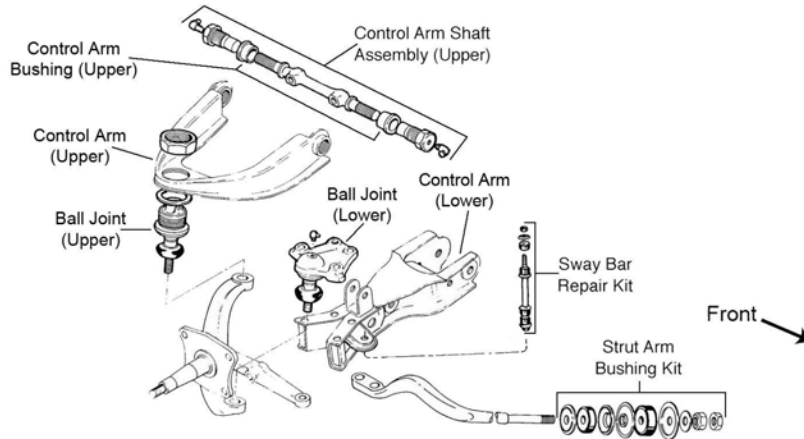


R124

Year	Model/Application	Part	P/C Qty	Figure
Shock Mount				
1990		K6353	2	R124
Wheel Hub & Bearing Assembly				
1990		513018	2	

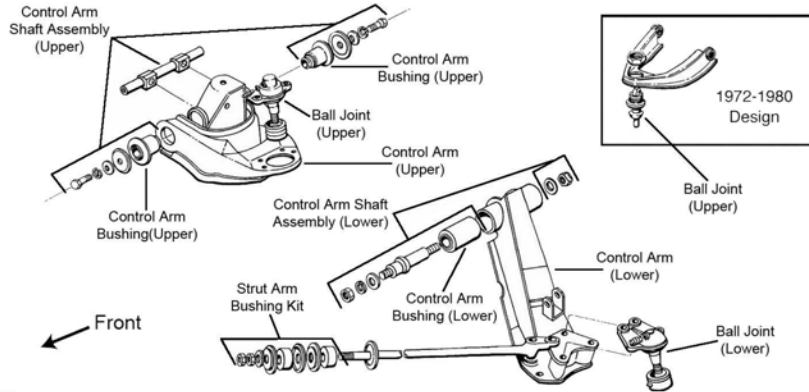
CHEVROLET TRUCK-Luv

FRONT SUSPENSION



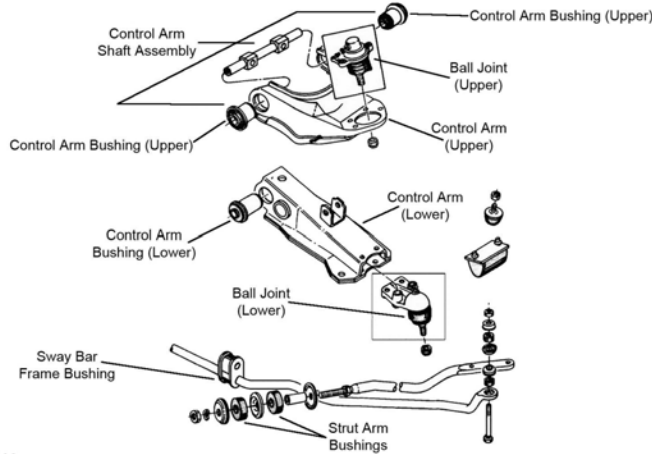
F119

F119



F186

F186



F192

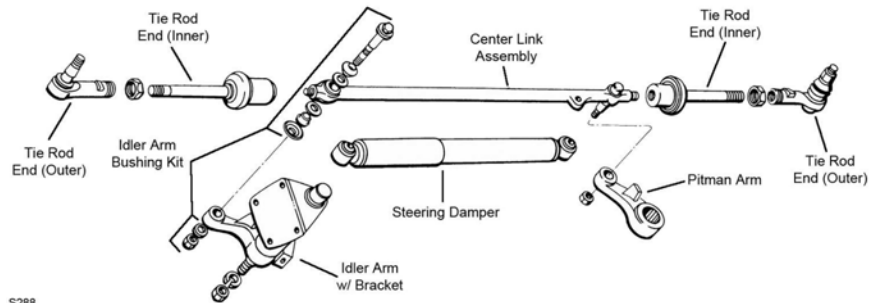
F192

Year	Model/Application	Part	P/C Qty	Figure
Ball Joint				
1982-1981	Two Wheel Drive (4x2)	Upper	2	F192, F186
		Lower	2	F192
1980-1972		Upper	2	F119, F186
Control Arm Bushing				
1982-1981	(Contains Front And Rear Bushings)	Upper	2	F192, F186
Strut Rod Bushing				
1982-1981	Two Wheel Drive (4x2)		2	F192
1982-1979	Four Wheel Drive (4X4)		2	F186

FRONT SUSPENSION (Cont.)

Year	Model/Application	Part	P/C Qty	Figure	
Strut Rod Bushing					
1976-1972		K201123	2	F119, F186	
Sway Bar Bushing					
1982-1981	Two Wheel Drive (4x2), Except Extended Cargo Box Two Wheel Drive (4x2), Extended Cargo Box	To Frame To Frame	K201127 K201131	1 1	F192 F192
1982-1979	Four Wheel Drive (4X4)	To Frame	K3110	1	
Sway Bar Repair Kit					
1980-1979	Two Wheel Drive (4x2), (Standard Design) Two Wheel Drive (4x2), 6-1/2" Length, (Includes Polyurethane Bushings And Solid Metal Sleeve For Enhanced Performance. Barrel Nut Allows For Easier Installation.)		K6217 K700534 ‡	2 2	F119 F119
1978-1972	(Standard Design) 6-1/2" Length, (Includes Polyurethane Bushings And Solid Metal Sleeve For Enhanced Performance. Barrel Nut Allows For Easier Installation.)		K6217 K700534 ‡	2 2	F119 F119

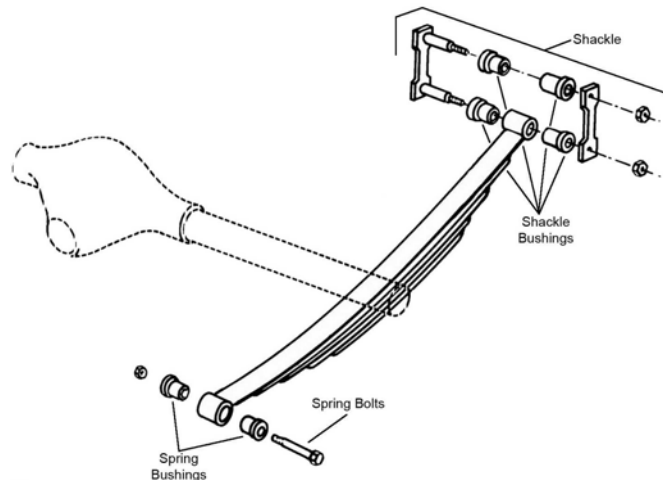
STEERING



S288

Year	Model/Application	Part	P/C Qty	Figure	
Center Link					
1982-1981	Four Wheel Drive (4X4)		DS1118	1	S288
Idler Arm Bracket Assembly					
1982-1981	Four Wheel Drive (4X4)		K9504	1	S288
Tie Rod End					
1982-1981	(Includes Sunoloy-Coated Metal Bearing To Combine Durability With Smooth Stud Swing) Two Wheel Drive (4x2)	Outer Inner	ES2144R ‡ ES2313	2 2	S288 S288
1982-1979	Four Wheel Drive (4X4), (Full Ball Stud Provides 360 Degrees Of Smooth Rotation)	Inner	ES2143R ‡	2	S288
1980-1979	Four Wheel Drive (4X4), (Includes Sunoloy-Coated Metal Bearing To Combine Durability With Smooth Stud Swing)	Outer	ES2144R ‡	2	S288

REAR SUSPENSION



R309

Year	Model/Application	Part	P/C Qty	Figure	
Leaf Spring Bushing					
1982-1981		Front	K200953	4	R309

CHEVROLET TRUCK-Luv (Cont.)

REAR SUSPENSION (Cont.)

Year	Model/Application	Part	P/C Qty	Figure
Leaf Spring Shackle Bushing				
1982-1976		K90040	4	R309

CHEVROLET TRUCK-M Series

FRONT SUSPENSION

Year	Model/Application	Part	P/C Qty	Figure
MR				
King Bolt Set				
1942	1.109" Pin Diameter, 6.812" Length, (Contains Metal Bushing)	8336B	1	
MS				
King Bolt Set				
1942	1.109" Pin Diameter, 6.812" Length, (Contains Metal Bushing)	8336B	1	
MT				
King Bolt Set				
1942	1.109" Pin Diameter, 6.812" Length, (Contains Metal Bushing)	8336B	1	
MU				
King Bolt Set				
1942	1.109" Pin Diameter, 6.812" Length, (Contains Metal Bushing)	8336B	1	
MV				
King Bolt Set				
1942	1.109" Pin Diameter, 6.812" Length, (Contains Metal Bushing)	8336B	1	
MW				
King Bolt Set				
1942	1.109" Pin Diameter, 6.812" Length, (Contains Metal Bushing)	8336B	1	
MY				
King Bolt Set				
1942	1.109" Pin Diameter, 6.812" Length, (Contains Metal Bushing)	8336B	1	

REAR SUSPENSION

Year	Model/Application	Part	P/C Qty	Figure
MR				
Leaf Spring Bolt				
1942		Front Rear	K150305 K150305	2 2
Lock Pin				
1942		Front Rear	K150327 K150327	2 2
MS				
Leaf Spring Bolt				
1942		Front Rear	K150305 K150305	2 2
Lock Pin				
1942		Front Rear	K150327 K150327	2 2
MT				
Leaf Spring Bolt				
1942		Front Rear	K150305 K150305	2 2
Lock Pin				
1942		Front Rear	K150327 K150327	2 2
MU				
Leaf Spring Bolt				
1942		Front Rear	K150305 K150305	2 2
Lock Pin				
1942		Front	K150327	2

(Cont.) M Series-CHEVROLET TRUCK

REAR SUSPENSION (Cont.)				
Year	Model/Application	Part	P/C Qty	Figure
MU				
Lock Pin				
1942 (Cont.)		Rear K150327	2	
MV				
Leaf Spring Bolt				
1942		Front K150305 Rear K150305	2 2	
Lock Pin				
1942		Front K150327 Rear K150327	2 2	
MW				
Leaf Spring Bolt				
1942		Front K150305 Rear K150305	2 2	
Lock Pin				
1942		Front K150327 Rear K150327	2 2	
MY				
Leaf Spring Bolt				
1942		Front K150305 Rear K150305	2 2	
Lock Pin				
1942		Front K150327 Rear K150327	2 2	

O Series-CHEVROLET TRUCK

FRONT SUSPENSION				
Year	Model/Application	Part	P/C Qty	Figure
OE				
King Bolt Set				
1946	1.109" Pin Diameter, 6.812" Length, (Contains Metal Bushing)	8336B	1	
OF				
King Bolt Set				
1946	1.109" Pin Diameter, 6.812" Length, (Contains Metal Bushing)	8336B	1	
OG				
King Bolt Set				
1946	1.109" Pin Diameter, 6.812" Length, (Contains Metal Bushing)	8336B	1	
OH				
King Bolt Set				
1946	1.109" Pin Diameter, 6.812" Length, (Contains Metal Bushing)	8336B	1	
OI				
King Bolt Set				
1946	1.109" Pin Diameter, 6.812" Length, (Contains Metal Bushing)	8336B	1	
OJ				
King Bolt Set				
1946	1.109" Pin Diameter, 6.812" Length, (Contains Metal Bushing)	8336B	1	
OR				
King Bolt Set				
1946	1.109" Pin Diameter, 6.812" Length, (Contains Metal Bushing)	8336B	1	
OS				
King Bolt Set				
1946	1.109" Pin Diameter, 6.812" Length, (Contains Metal Bushing)	8336B	1	
OW				
King Bolt Set				
1946	1.109" Pin Diameter, 6.812" Length, (Contains Metal Bushing)	8336B	1	

CHEVROLET TRUCK-O Series (Cont.)

FRONT SUSPENSION (Cont.)

Year	Model/Application	Part	P/C Qty	Figure
OY				
King Bolt Set				
1946	1.109" Pin Diameter, 6.812" Length, (Contains Metal Bushing)	8336B	1	

CHEVROLET TRUCK-P Series

FRONT SUSPENSION

Year	Model/Application	Part	P/C Qty	Figure
PJ				
King Bolt Set				
1946	1.109" Pin Diameter, 6.812" Length, (Contains Metal Bushing)	8336B	1	
PK				
King Bolt Set				
1946	1.109" Pin Diameter, 6.812" Length, (Contains Metal Bushing)	8336B	1	
PL				
King Bolt Set				
1946	1.109" Pin Diameter, 6.812" Length, (Contains Metal Bushing)	8336B	1	
PP				
King Bolt Set				
1946	1.109" Pin Diameter, 6.812" Length, (Contains Metal Bushing)	8336B	1	
PR				
King Bolt Set				
1946	1.109" Pin Diameter, 6.812" Length, (Contains Metal Bushing)	8336B	1	
PS				
King Bolt Set				
1946	1.109" Pin Diameter, 6.812" Length, (Contains Metal Bushing)	8336B	1	
PV				
King Bolt Set				
1946	1.109" Pin Diameter, 6.812" Length, (Contains Metal Bushing)	8336B	1	
PW				
King Bolt Set				
1946	1.109" Pin Diameter, 6.812" Length, (Contains Metal Bushing)	8336B	1	
PX				
King Bolt Set				
1946	1.109" Pin Diameter, 6.812" Length, (Contains Metal Bushing)	8336B	1	

CHEVROLET TRUCK-Q Series

FRONT SUSPENSION

Year	Model/Application	Part	P/C Qty	Figure
QJ				
Leaf Spring Shackle				
1947	Conventional Cab, Except Double Duty, Utility Chassis, (Center Bolt Not Included)	K150240	2	
QK				
King Bolt Set				
1947	.8660" X 5.312", (Contains Metal Bushing)	8294B	1	
Leaf Spring Shackle				
1947	Conventional Cab, Except Double Duty, Utility Chassis, (Center Bolt Not Included)	K150240	2	
QL				
Leaf Spring Shackle				
1947	School Bus, (Center Bolt Not Included)	K150240	2	
QV				
Leaf Spring Shackle				
1947	Conventional Cab, Except Double Duty, Utility Chassis, (Center Bolt Not Included)	K150240	2	

(Cont.) Q Series-CHEVROLET TRUCK

FRONT SUSPENSION (Cont.)				
Year	Model/Application	Part	P/C Qty	Figure
QW				
Leaf Spring Shackle				
1947	Conventional Cab, Except Double Duty, Utility Chassis, (Center Bolt Not Included)	K150240	2	
QX				
Leaf Spring Shackle				
1947	School Bus, (Center Bolt Not Included)	K150240	2	
REAR SUSPENSION				
Year	Model/Application	Part	P/C Qty	Figure
QJ				
Leaf Spring Bolt				
1947		Front K150305 Rear K150305	2 2	
Leaf Spring Shackle Bushing				
1947		Upper K201108	4	
Lock Pin				
1947		Front K150327 Rear K150327	2 2	
QK				
Leaf Spring Bolt				
1947		Front K150305 Rear K150305	2 2	
Leaf Spring Shackle Bushing				
1947		Upper K201108	4	
Lock Pin				
1947		Front K150327 Rear K150327	2 2	
QL				
Leaf Spring Bolt				
1947		Front K150305 Rear K150305	2 2	
Lock Pin				
1947		Front K150327 Rear K150327	2 2	
QV				
Leaf Spring Bolt				
1947		Front K150305 Rear K150305	2 2	
Lock Pin				
1947		Front K150327 Rear K150327	2 2	
QW				
Leaf Spring Bolt				
1947		Front K150305 Rear K150305	2 2	
Lock Pin				
1947		Front K150327 Rear K150327	2 2	
QX				
Leaf Spring Bolt				
1947		Front K150305 Rear K150305	2 2	
Lock Pin				
1947		Front K150327 Rear K150327	2 2	

CHEVROLET TRUCK-R Series

FRONT SUSPENSION

Year	Model/Application	Part	P/C Qty	Figure
RJ				
Leaf Spring Shackle				
1948	Conventional Cab, Except Double Duty, Utility Chassis, (Center Bolt Not Included)	K150240	2	
RK				
King Bolt Set				
1948	.8660" X 5.312", (Contains Metal Bushing)	8294B	1	
Leaf Spring Shackle				
1948	Conventional Cab, Except Double Duty, Utility Chassis, (Center Bolt Not Included)	K150240	2	
RL				
Leaf Spring Shackle				
1948	School Bus, (Center Bolt Not Included)	K150240	2	
RV				
Leaf Spring Shackle				
1948	Conventional Cab, Except Double Duty, Utility Chassis, (Center Bolt Not Included)	K150240	2	
RW				
Leaf Spring Shackle				
1948	Conventional Cab, Except Double Duty, Utility Chassis, (Center Bolt Not Included)	K150240	2	
RX				
Leaf Spring Shackle				
1948	School Bus, (Center Bolt Not Included)	K150240	2	

REAR SUSPENSION

Year	Model/Application	Part	P/C Qty	Figure
RJ				
Leaf Spring Bolt				
1948		Front Rear	K150305 K150305	2 2
Leaf Spring Shackle Bushing				
1948		Upper	K201108	4
Lock Pin				
1948		Front Rear	K150327 K150327	2 2
RK				
Leaf Spring Bolt				
1948		Front Rear	K150305 K150305	2 2
Leaf Spring Shackle Bushing				
1948		Upper	K201108	4
Lock Pin				
1948		Front Rear	K150327 K150327	2 2
RL				
Leaf Spring Bolt				
1948		Front Rear	K150305 K150305	2 2
Lock Pin				
1948		Front Rear	K150327 K150327	2 2
RV				
Leaf Spring Bolt				
1948		Front Rear	K150305 K150305	2 2
Lock Pin				
1948		Front Rear	K150327 K150327	2 2
RW				
Leaf Spring Bolt				
1948		Front	K150305	2

(Cont.) R Series-CHEVROLET TRUCK

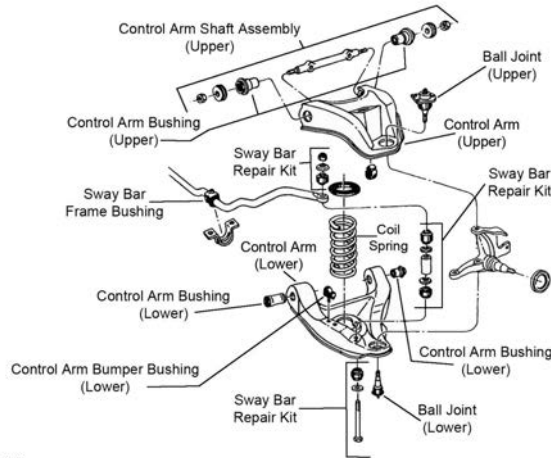
REAR SUSPENSION (Cont.)				
Year	Model/Application	Part	P/C Qty	Figure
RW				
Leaf Spring Bolt				
1948 (Cont.)		Rear K150305	2	
Lock Pin				
1948		Front K150327 Rear K150327	2 2	
RX				
Leaf Spring Bolt				
1948		Front K150305 Rear K150305	2 2	
Lock Pin				
1948		Front K150327 Rear K150327	2 2	

S Series-CHEVROLET TRUCK

REAR SUSPENSION				
Year	Model/Application	Part	P/C Qty	Figure
SA				
Leaf Spring Bolt				
1937		Front K150305 Rear K150305	2 2	
Lock Pin				
1937		Front K150327 Rear K150327	2 2	
SB				
Leaf Spring Bolt				
1937		Front K150305 Rear K150305	2 2	
Lock Pin				
1937		Front K150327 Rear K150327	2 2	
SC				
Leaf Spring Bolt				
1937		Front K150305 Rear K150305	2 2	
Lock Pin				
1937		Front K150327 Rear K150327	2 2	
SD				
Leaf Spring Bolt				
1937		Front K150305 Rear K150305	2 2	
Lock Pin				
1937		Front K150327 Rear K150327	2 2	

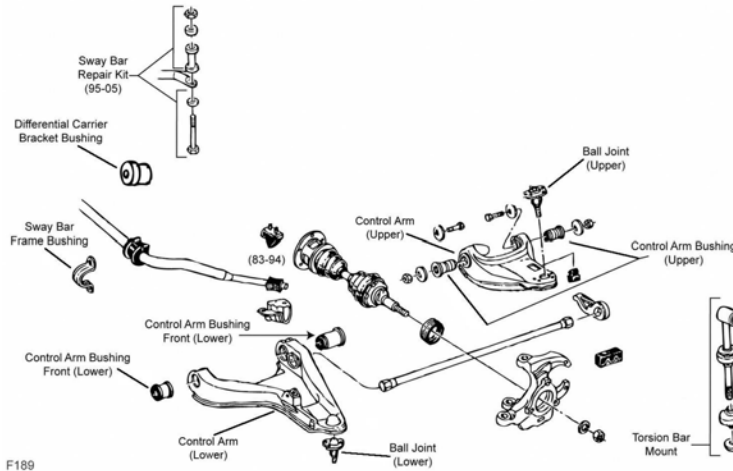
CHEVROLET TRUCK-S10

FRONT SUSPENSION



F188

F188



F189

F189

Year	Model/Application	Part	P/C Qty	Figure
Ball Joint				
1990-1984	Four Wheel Drive (4X4), (Powdered Metal Gusher Brg. For Better Lubrication, New Pre-Installed Integral Dust Boot Eases Installation, New And Original Designs Can Be Installed)	Lower	K5289 ‡	2 F189
1990-1983	Four Wheel Drive (4X4), (Powdered Metal Gusher Brg. For Better Lubrication) Two Wheel Drive (4x2), (Powdered Metal Gusher Brg. For Better Lubrication) Two Wheel Drive (4x2), (Powdered Metal Gusher Brg. For Better Lubrication)	Upper	K5320 ‡	2 F189
		Upper	K5208 ‡	2 F188
		Lower	K6145T ‡	2 F188
1983	Four Wheel Drive (4X4), (Full Ball Stud Provides 360 Degrees Of Smooth Rotation)	Lower	K5269 ‡	2 F189
1982	(Powdered Metal Gusher Brg. For Better Lubrication) (Powdered Metal Gusher Brg. For Better Lubrication)	Upper	K5208 ‡	2 F188
		Lower	K6145T ‡	2 F188
Control Arm Bumper Bushing				
1990-1988	Two Wheel Drive (4x2)	Lower	K6606	2 F188
1987-1982		Lower	K6606	2 F188
Control Arm Bushing				
1990-1983	Four Wheel Drive (4X4), (Optional, Eccentric Bushing, Provides Additional Positive(+) Camber Adjustment, High Quality Elastomer For Durability And Performance)	Upper	K7104 ‡	2 F189
		Lower	K6333	2 F189
		Lower Rear	K3113	2 F189
		Lower Front	K5262	2 F189
Control Arm Bushing Set				
1990-1983	Four Wheel Drive (4X4), (Contains Front And Rear Bushings) Four Wheel Drive (4X4), (Contains Front And Rear Bushings, Standard Design) Two Wheel Drive (4x2), (Contains Front And Rear Bushings) Two Wheel Drive (4x2), (Contains Front And Rear Bushings, Standard Design) Two Wheel Drive (4x2), (Contains Front And Rear Bushings) Two Wheel Drive (4x2), (Contains Front And Rear Bushings) Two Wheel Drive (4x2), (Contains Front And Rear Bushings, Standard Design)	Upper	K6418 ‡	1 F189
		Upper	K6283	2 F189
		Upper	K6411 ‡	1 F188
		Upper	K6176	2 F188
		Lower	K6420 ‡	1 F188
		Lower	K6282	2 F188
1982	(Contains Front And Rear Bushings) (Contains Front And Rear Bushings, Standard Design) (Contains Front And Rear Bushings)	Upper	K6411 ‡	1 F188
		Upper	K6176	2 F188
		Lower	K6420 ‡	1 F188

(Cont.) S10-CHEVROLET TRUCK

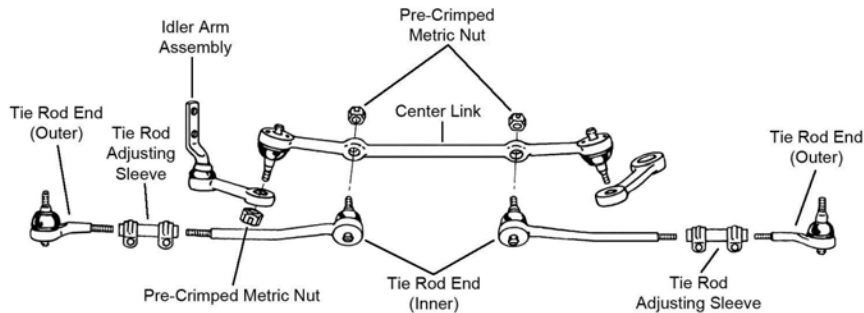
FRONT SUSPENSION (Cont.)					
Year	Model/Application	Part	P/C Qty	Figure	
Control Arm Bushing Set					
1982 (Cont.)	(Contains Front And Rear Bushings, Standard Design)	Lower	K6282	2 F188	
Control Arm Shaft Assembly					
1990-1983	Two Wheel Drive (4x2), (Provides Additional Positive(+) Camber Adjustment, Offset Shaft Kit, Design Allows Ease Of Installation)	Upper	K6218 ‡	2 F188	
1982	(Provides Additional Positive(+) Camber Adjustment, Offset Shaft Kit, Design Allows Ease Of Installation)	Upper	K6218 ‡	2 F188	
Control Arm with Ball Joint					
1990-1984	Four Wheel Drive (4X4), (Contains Bushing, Powdered Metal Gusher Brg. For Better Lubrication)	Left Upper	CK620172 ‡	1 F189	
	Four Wheel Drive (4X4), (R-Series)	Left Upper	RK620172	1 F189	
	Four Wheel Drive (4X4), (Contains Bushing, Powdered Metal Gusher Brg. For Better Lubrication)	Right Upper	CK620173 ‡	1 F189	
	Four Wheel Drive (4X4), (R-Series)	Right Upper	RK620173	1 F189	
1990-1983	Two Wheel Drive (4x2), (Contains Bushing And Offset Shaft, Powdered Metal Gusher Brg. For Better Lubrication)	Left Upper	CK620250 ‡	1 F188	
	Two Wheel Drive (4x2), (Contains Bushings, Powdered Metal Gusher Brg. For Better Lubrication)	Left Upper	CK620261 ‡	1 F188	
	Two Wheel Drive (4x2), (R-Series)	Left Upper	RK620261	1 F188	
	Two Wheel Drive (4x2), (Contains Bushing And Offset Shaft, Powdered Metal Gusher Brg. For Better Lubrication)	Right Upper	CK620249 ‡	1 F188	
	Two Wheel Drive (4x2), (Contains Bushings, Powdered Metal Gusher Brg. For Better Lubrication)	Right Upper	CK620260 ‡	1 F188	
	Two Wheel Drive (4x2), (R-Series)	Right Upper	RK620260	1 F188	
1990-1982	Two Wheel Drive (4x2), (Contains Bushing, Powdered Metal Gusher Brg. For Better Lubrication)	Left Lower	CK620252 ‡	1 F188	
	Two Wheel Drive (4x2), (R-Series)	Left Lower	RK620252	1 F188	
	Two Wheel Drive (4x2), (Contains Bushing, Powdered Metal Gusher Brg. For Better Lubrication)	Right Lower	CK620251 ‡	1 F188	
	Two Wheel Drive (4x2), (R-Series)	Right Lower	RK620251	1 F188	
1982	(Contains Bushing And Offset Shaft, Powdered Metal Gusher Brg. For Better Lubrication)	Left Upper	CK620250 ‡	1 F188	
	(Contains Bushings, Powdered Metal Gusher Brg. For Better Lubrication)	Left Upper	CK620261 ‡	1 F188	
	(R-Series)	Left Upper	RK620261	1 F188	
	(Contains Bushing And Offset Shaft, Powdered Metal Gusher Brg. For Better Lubrication)	Right Upper	CK620249 ‡	1 F188	
	(Contains Bushings, Powdered Metal Gusher Brg. For Better Lubrication)	Right Upper	CK620260 ‡	1 F188	
	(R-Series)	Right Upper	RK620260	1 F188	
Differential Carrier Bracket Bushing					
1990-1983	Four Wheel Drive (4X4)		K6572	2 F189	
Sway Bar Bushing					
1990-1983	Four Wheel Drive (4X4)	To Arm	K6640	1 F189	
	Four Wheel Drive (4X4), 1" Sway Bar Diameter	To Frame	K6451	1 F189	
	Four Wheel Drive (4X4), 1-1/16" Sway Bar Diameter	To Frame	K5288	1 F189	
	Four Wheel Drive (4X4), 1-1/4" Sway Bar Diameter, (Split Design For Easier Installation)	To Frame	K6455 ‡	1 F189	
	Four Wheel Drive (4X4), 1-1/8" Sway Bar Diameter	To Frame	K6453	1 F189	
	Four Wheel Drive (4X4), 1-3/16" Sway Bar Diameter	To Frame	K5248	1 F189	
	Four Wheel Drive (4X4), 1-5/16" Sway Bar Diameter	To Frame	K6457	1 F189	
	Four Wheel Drive (4X4), 36mm Sway Bar Diameter	To Frame	K6459	1 F189	
	Two Wheel Drive (4x2), 1-1/16" Sway Bar Diameter, (Deep Web)	To Frame	K6167	1 F188	
	Two Wheel Drive (4x2), 1-1/16" Sway Bar Diameter, (Shallow Web)	To Frame	K6169	1 F188	
	Two Wheel Drive (4x2), 1-1/4" Sway Bar Diameter, (Improved Design Bushing With Premium Rubber Material And Synthetic Fabric Lining Lasts Longer And Eliminates Noise)	To Frame	K201176 ‡	1 F188	
	Two Wheel Drive (4x2), 1-1/4" Sway Bar Diameter, (Standard Design)	To Frame	K6476	1 F188	
	Two Wheel Drive (4x2), 1-1/8" Sway Bar Diameter, (Improved Design Bushing With Premium Rubber Material And Synthetic Fabric Lining Lasts Longer And Eliminates Noise)	To Frame	K201174 ‡	1 F188	
	Two Wheel Drive (4x2), 1-1/8" Sway Bar Diameter, (Standard Design)	To Frame	K6408	1 F188	
	Two Wheel Drive (4x2), 1-3/16" Sway Bar Diameter, (Improved Design Bushing With Premium Rubber Material And Synthetic Fabric Lining Lasts Longer And Eliminates Noise)	To Frame	K201175 ‡	1 F188	
	Two Wheel Drive (4x2), 1-3/16" Sway Bar Diameter, (Standard Design)	To Frame	K6437	1 F188	
	Two Wheel Drive (4x2), 1-5/16" Sway Bar Diameter, (Improved Design Bushing With Premium Rubber Material And Synthetic Fabric Lining Lasts Longer And Eliminates Noise)	To Frame	K201177 ‡	1 F188	
	Two Wheel Drive (4x2), 1-5/16" Sway Bar Diameter, (Standard Design)	To Frame	K6439	1 F188	
	1982	1-1/16" Sway Bar Diameter, (Deep Web)	To Frame	K6167	1 F188
		1-1/16" Sway Bar Diameter, (Shallow Web)	To Frame	K6169	1 F188
1-1/4" Sway Bar Diameter, (Improved Design Bushing With Premium Rubber Material And Synthetic Fabric Lining Lasts Longer And Eliminates Noise)		To Frame	K201176 ‡	1 F188	
1-1/4" Sway Bar Diameter, (Standard Design)		To Frame	K6476	1 F188	
1-1/8" Sway Bar Diameter, (Improved Design Bushing With Premium Rubber Material And Synthetic Fabric Lining Lasts Longer And Eliminates Noise)		To Frame	K201174 ‡	1 F188	
1-1/8" Sway Bar Diameter, (Standard Design)		To Frame	K6408	1 F188	
1-3/16" Sway Bar Diameter, (Improved Design Bushing With Premium Rubber Material And Synthetic Fabric Lining Lasts Longer And Eliminates Noise)		To Frame	K201175 ‡	1 F188	
1-3/16" Sway Bar Diameter, (Standard Design)		To Frame	K6437	1 F188	

CHEVROLET TRUCK-S10 (Cont.)

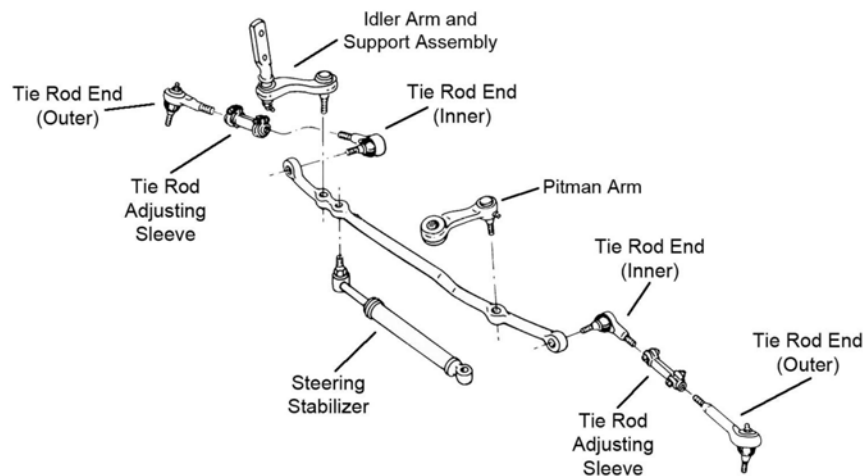
FRONT SUSPENSION (Cont.)

Year	Model/Application	Part	P/C Qty	Figure
Sway Bar Bushing				
1982 (Cont.)	1-5/16" Sway Bar Diameter, (Improved Design Bushing With Premium Rubber Material And Synthetic Fabric Lining Lasts Longer And Eliminates Noise)	To Frame K201177 ‡	1	F188
	1-5/16" Sway Bar Diameter, (Standard Design)	To Frame K6439	1	F188
Sway Bar Repair Kit				
1990-1983	Two Wheel Drive (4x2), (OEM Type)	K5254	2	F188
	Two Wheel Drive (4x2), (Optional Performance)	K8988	2	F188
	Two Wheel Drive (4x2), 7-1/4" Length, (Includes Polyurethane Bushings And Solid Metal Sleeve For Enhanced Performance. Barrel Nut Allows For Easier Installation.)	K700538 ‡	2	F188
1982	(OEM Type)	K5254	2	F188
	(Optional Performance)	K8988	2	F188
	7-1/4" Length, (Includes Polyurethane Bushings And Solid Metal Sleeve For Enhanced Performance. Barrel Nut Allows For Easier Installation.)	K700538 ‡	2	F188
Torsion Bar Mount				
1990-1988	Four Wheel Drive (4X4), (Enhanced Heavy Duty Option, Design Allows Ease Of Installation)	To Frame K6485 ‡	2	F189
	Four Wheel Drive (4X4), (Standard Design)	To Frame K6443	2	F189
Wheel Hub & Bearing Assembly				
1990	Four Wheel Drive (4X4), 2 Wheel ABS	513061	2	
	Four Wheel Drive (4X4), Non ABS	513013	2	
1989-1983	Four Wheel Drive (4X4)	513013	2	

STEERING



S369



S370

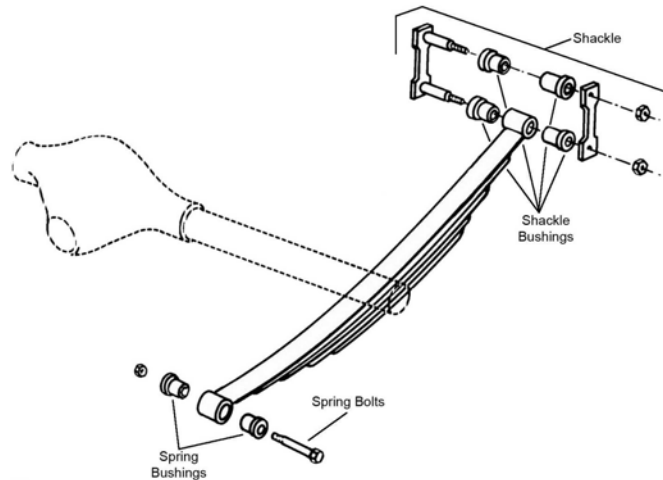
Year	Model/Application	Part	P/C Qty	Figure
Center Link				
1990-1983	Two Wheel Drive (4x2), (Powdered Metal Gusher Brg. For Better Lubrication)	DS1047 ‡	1	S369
1982	(Powdered Metal Gusher Brg. For Better Lubrication)	DS1047 ‡	1	S369
Idler Arm				
1990-1985	Two Wheel Drive (4x2), (Powdered Metal Gusher Brg. For Better Lubrication)	K6187T ‡	1	S369
1990-1983	Four Wheel Drive (4X4), (Powdered Metal Gusher Brg. For Better Lubrication)	K6251T ‡	1	S370
1984-1983	Two Wheel Drive (4x2), Power Steering, (Powdered Metal Gusher Brg. For Better Lubrication)	K6187T ‡	1	S369
1982	(Powdered Metal Gusher Brg. For Better Lubrication)	K6187T ‡	1	S369

(Cont.) S10-CHEVROLET TRUCK

STEERING (Cont.)

Year	Model/Application	Part	P/C Qty	Figure
Pitman Arm				
1990-1985	Four Wheel Drive (4X4), (Greaseable Socket Reduces Corrosion/Wear)	K6339 ‡	1	S370
1984-1983	Four Wheel Drive (4X4), Manual Steering, (Greaseable Socket Reduces Corrosion/Wear)	K6254 ‡	1	S370
	Four Wheel Drive (4X4), Power Steering, (Greaseable Socket Reduces Corrosion/Wear)	K6255 ‡	1	S370
Steering Damper Bellows				
1989-1983	Four Wheel Drive (4X4), Except Original Equipment Steering Damper, (Trail Boss)	Front SSD68	1	S370
Steering Damper Cylinder				
1990-1983	Four Wheel Drive (4X4), Original Equipment Steering Damper, (Trail Boss)	Front SSD56	1	S370
Steering Damper Kit				
1990-1983	Two Wheel Drive (4x2), (Trail Boss)	Front SSD62	1	
1989-1983	Four Wheel Drive (4X4), Except Original Equipment Steering Damper, (Super Trail Boss)	Front SSD78	1	S370
1982	(Trail Boss)	Front SSD62	1	
Tie Rod Adjusting Sleeve				
1990-1983	Four Wheel Drive (4X4)	ES2004S	2	S370
	Two Wheel Drive (4x2)	ES2032S	2	S369
1982		ES2032S	2	S369
Tie Rod End				
1990-1983	Four Wheel Drive (4X4), (Powdered Metal Gusher Brg. For Better Lubrication)	Inner ES2072RLT ‡	2	S370
	Four Wheel Drive (4X4), Straight Tie Rod End, (Powdered Metal Gusher Brg. For Better Lubrication)	Outer ES2249RLT ‡	2	S370
	Two Wheel Drive (4x2), 5/8" - 18 Thread, (Powdered Metal Gusher Brg. For Better Lubrication)	Outer ES2033RLT ‡	2	S369
	Two Wheel Drive (4x2), 5/8" - 18 Thread, (Powdered Metal Gusher Brg. For Better Lubrication)	Inner ES2034RLT ‡	2	S369
1982	5/8" - 18 Thread, (Powdered Metal Gusher Brg. For Better Lubrication)	Outer ES2033RLT ‡	2	S369
	5/8" - 18 Thread, (Powdered Metal Gusher Brg. For Better Lubrication)	Inner ES2034RLT ‡	2	S369

REAR SUSPENSION

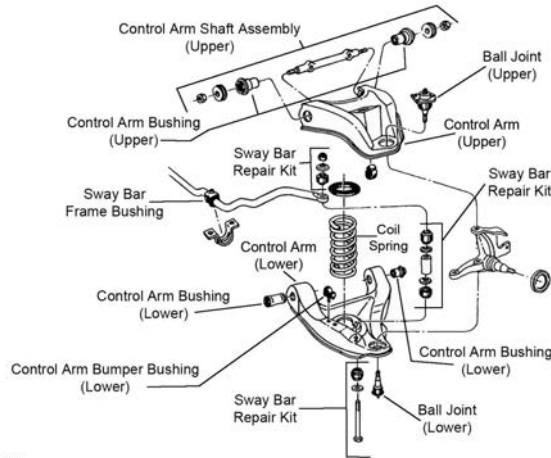


R309

Year	Model/Application	Part	P/C Qty	Figure	
Leaf Spring Bushing					
1990-1982		Fixed End SB335	2	R309	
Leaf Spring Shackle Bushing					
1990-1982	(Design Allows Ease Of Installation)	Upper	K200802 ‡	2	R309
		Lower	SB335	2	R309

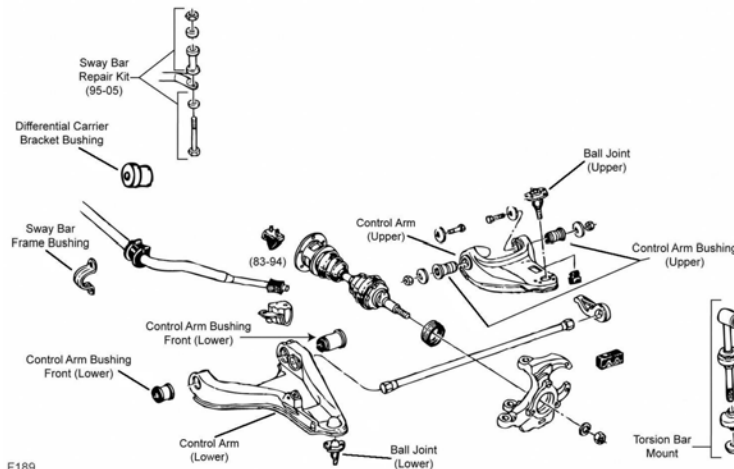
CHEVROLET TRUCK-S10 Blazer

FRONT SUSPENSION



F188

F188



F189

F189

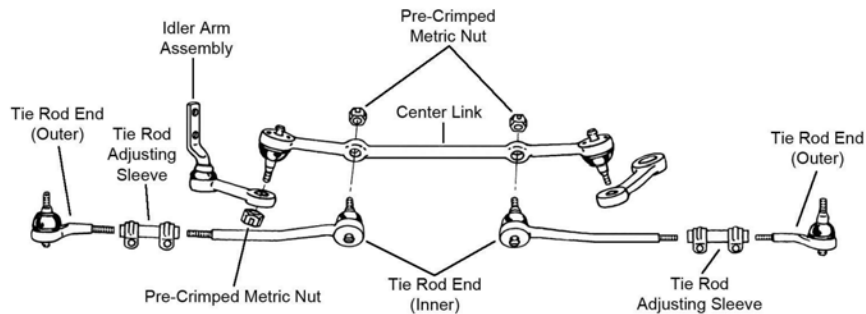
Year	Model/Application	Part	P/C Qty	Figure
Ball Joint				
1990-1984	Four Wheel Drive (4X4), (Powdered Metal Gusher Brg. For Better Lubrication, New Pre-Installed Integral Dust Boot Eases Installation, New And Original Designs Can Be Installed)	Lower	K5289 ‡	2 F189
1990-1983	Four Wheel Drive (4X4), (Powdered Metal Gusher Brg. For Better Lubrication) Two Wheel Drive (4x2), (Powdered Metal Gusher Brg. For Better Lubrication) Two Wheel Drive (4x2), (Powdered Metal Gusher Brg. For Better Lubrication)	Upper	K5320 ‡	2 F189
		Upper	K5208 ‡	2 F188
		Lower	K6145T ‡	2 F188
1983	Four Wheel Drive (4X4), (Full Ball Stud Provides 360 Degrees Of Smooth Rotation)	Lower	K5269 ‡	2 F189
Control Arm Bumper Bushing				
1990-1988	Two Wheel Drive (4x2)	Lower	K6606	2 F188
1987-1983		Lower	K6606	2 F188
Control Arm Bushing				
1990-1983	Four Wheel Drive (4X4), (Optional, Eccentric Bushing, Provides Additional Positive(+) Camber Adjustment, High Quality Elastomer For Durability And Performance)	Upper	K7104 ‡	2 F189
		Lower	K6333	2 F189
		Lower Rear	K3113	2 F189
		Lower Front	K5262	2 F189
Control Arm Bushing Set				
1990-1983	Four Wheel Drive (4X4), (Contains Front And Rear Bushings) Four Wheel Drive (4X4), (Contains Front And Rear Bushings, Standard Design) Two Wheel Drive (4x2), (Contains Front And Rear Bushings) Two Wheel Drive (4x2), (Contains Front And Rear Bushings, Standard Design) Two Wheel Drive (4x2), (Contains Front And Rear Bushings) Two Wheel Drive (4x2), (Contains Front And Rear Bushings, Standard Design)	Upper	K6418 ‡	1 F189
		Upper	K6283	2 F189
		Upper	K6411 ‡	1 F188
		Upper	K6176	2 F188
		Lower	K6420 ‡	1 F188
		Lower	K6282	2 F188
Control Arm Shaft Assembly				
1990-1983	Two Wheel Drive (4x2), (Provides Additional Positive(+) Camber Adjustment, Offset Shaft Kit, Design Allows Ease Of Installation)	Upper	K6218 ‡	2 F188

(Cont.) S10 Blazer-CHEVROLET TRUCK

FRONT SUSPENSION (Cont.)

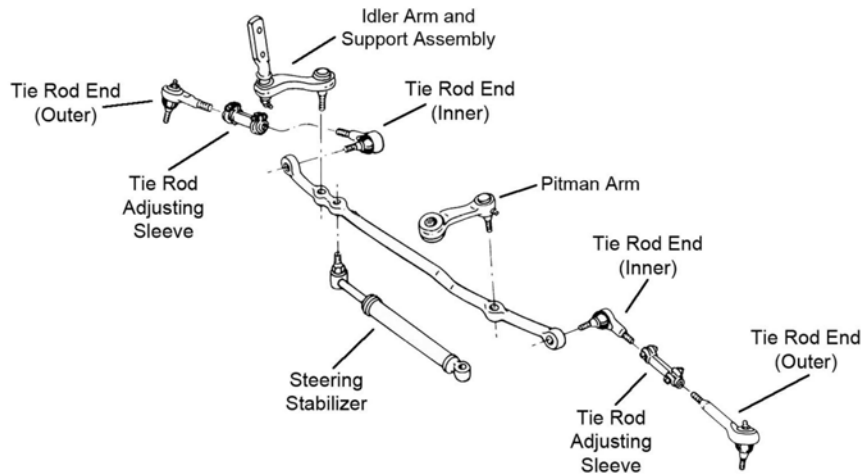
Year	Model/Application	Part	P/C Qty	Figure	
Control Arm with Ball Joint					
1990-1984	Four Wheel Drive (4X4), (Contains Bushing, Powdered Metal Gusher Brg. For Better Lubrication)	Left Upper	CK620172 ‡	1 F189	
	Four Wheel Drive (4X4), (R-Series)	Left Upper	RK620172	1 F189	
	Four Wheel Drive (4X4), (Contains Bushing, Powdered Metal Gusher Brg. For Better Lubrication)	Right Upper	CK620173 ‡	1 F189	
	Four Wheel Drive (4X4), (R-Series)	Right Upper	RK620173	1 F189	
1990-1983	Two Wheel Drive (4x2), (Contains Bushing, Powdered Metal Gusher Brg. For Better Lubrication)	Left Lower	CK620252 ‡	1 F188	
	Two Wheel Drive (4x2), (R-Series)	Left Lower	RK620252	1 F188	
	Two Wheel Drive (4x2), (Contains Bushing, Powdered Metal Gusher Brg. For Better Lubrication)	Right Lower	CK620251 ‡	1 F188	
	Two Wheel Drive (4x2), (R-Series)	Right Lower	RK620251	1 F188	
Differential Carrier Bracket Bushing					
1990-1983	Four Wheel Drive (4X4)	K6572	2	F189	
Sway Bar Bushing					
1990-1983	Four Wheel Drive (4X4)	To Arm	K6640	1 F189	
	Four Wheel Drive (4X4), 1" Sway Bar Diameter	To Frame	K6451	1 F189	
	Four Wheel Drive (4X4), 1-1/16" Sway Bar Diameter	To Frame	K5288	1 F189	
	Four Wheel Drive (4X4), 1-1/4" Sway Bar Diameter, (Split Design For Easier Installation)	To Frame	K6455 ‡	1 F189	
	Four Wheel Drive (4X4), 1-1/8" Sway Bar Diameter	To Frame	K6453	1 F189	
	Four Wheel Drive (4X4), 1-3/16" Sway Bar Diameter	To Frame	K5248	1 F189	
	Four Wheel Drive (4X4), 1-5/16" Sway Bar Diameter	To Frame	K6457	1 F189	
	Four Wheel Drive (4X4), 36mm Sway Bar Diameter	To Frame	K6459	1 F189	
	Two Wheel Drive (4x2), 1-1/16" Sway Bar Diameter, (Deep Web)	To Frame	K6167	1 F188	
	Two Wheel Drive (4x2), 1-1/16" Sway Bar Diameter, (Shallow Web)	To Frame	K6169	1 F188	
	Two Wheel Drive (4x2), 1-1/4" Sway Bar Diameter, (Improved Design Bushing With Premium Rubber Material And Synthetic Fabric Lining Lasts Longer And Eliminates Noise)	To Frame	K201176 ‡	1 F188	
	Two Wheel Drive (4x2), 1-1/4" Sway Bar Diameter, (Standard Design)	To Frame	K6476	1 F188	
	Two Wheel Drive (4x2), 1-1/8" Sway Bar Diameter, (Improved Design Bushing With Premium Rubber Material And Synthetic Fabric Lining Lasts Longer And Eliminates Noise)	To Frame	K201174 ‡	1 F188	
	Two Wheel Drive (4x2), 1-1/8" Sway Bar Diameter, (Standard Design)	To Frame	K6408	1 F188	
	Two Wheel Drive (4x2), 1-3/16" Sway Bar Diameter, (Improved Design Bushing With Premium Rubber Material And Synthetic Fabric Lining Lasts Longer And Eliminates Noise)	To Frame	K201175 ‡	1 F188	
	Two Wheel Drive (4x2), 1-3/16" Sway Bar Diameter, (Standard Design)	To Frame	K6437	1 F188	
	Two Wheel Drive (4x2), 1-5/16" Sway Bar Diameter, (Improved Design Bushing With Premium Rubber Material And Synthetic Fabric Lining Lasts Longer And Eliminates Noise)	To Frame	K201177 ‡	1 F188	
	Two Wheel Drive (4x2), 1-5/16" Sway Bar Diameter, (Standard Design)	To Frame	K6439	1 F188	
	Sway Bar Repair Kit				
	1990-1983	Two Wheel Drive (4x2), (OEM Type)	K5254	2	F188
Two Wheel Drive (4x2), (Optional Performance)		K8988	2	F188	
Two Wheel Drive (4x2), 7-1/4" Length, (Includes Polyurethane Bushings And Solid Metal Sleeve For Enhanced Performance. Barrel Nut Allows For Easier Installation.)		K700538 ‡	2	F188	
Torsion Bar Mount					
1990-1988	Four Wheel Drive (4X4), (Enhanced Heavy Duty Option, Design Allows Ease Of Installation)	To Frame	K6485 ‡	2 F189	
	Four Wheel Drive (4X4), (Standard Design)	To Frame	K6443	2 F189	
Wheel Hub & Bearing Assembly					
1990	Four Wheel Drive (4X4), 2 Wheel ABS	513061	2		
	Four Wheel Drive (4X4), Non ABS	513013	2		
1989-1983	Four Wheel Drive (4X4)	513013	2		

STEERING



CHEVROLET TRUCK-S10 Blazer (Cont.)

STEERING (Cont.)

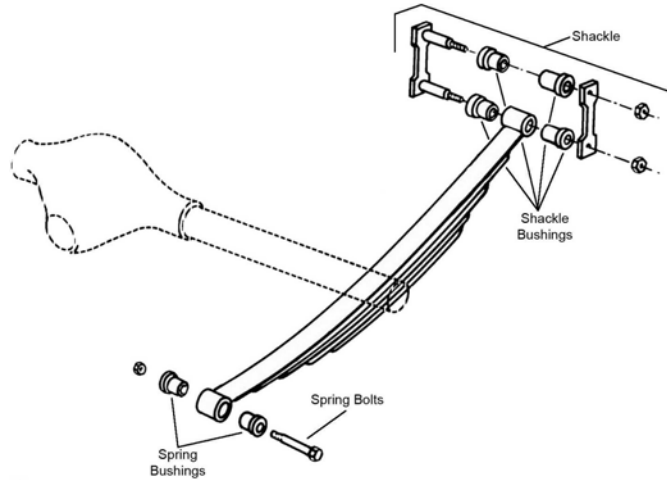


S370

Year	Model/Application	Part	P/C Qty	Figure
Center Link				
1990-1983	Two Wheel Drive (4x2), (Powdered Metal Gusher Brg. For Better Lubrication)	DS1047 ‡	1	S369
Idler Arm				
1990-1985	Two Wheel Drive (4x2), (Powdered Metal Gusher Brg. For Better Lubrication)	K6187T ‡	1	S369
1990-1983	Four Wheel Drive (4X4), (Powdered Metal Gusher Brg. For Better Lubrication)	K6251T ‡	1	S370
1984-1983	Two Wheel Drive (4x2), Power Steering, (Powdered Metal Gusher Brg. For Better Lubrication)	K6187T ‡	1	S369
Pitman Arm				
1990-1985	Four Wheel Drive (4X4), (Greaseable Socket Reduces Corrosion/Wear)	K6339 ‡	1	S370
1984-1983	Four Wheel Drive (4X4), Manual Steering, (Greaseable Socket Reduces Corrosion/Wear)	K6254 ‡	1	S370
	Four Wheel Drive (4X4), Power Steering, (Greaseable Socket Reduces Corrosion/Wear)	K6255 ‡	1	S370
Steering Damper Bellows				
1989-1983	Four Wheel Drive (4X4), Except Original Equipment Steering Damper, (Trail Boss)	Front SSD68	1	S370
Steering Damper Cylinder				
1990-1983	Four Wheel Drive (4X4), Original Equipment Steering Damper, (Trail Boss)	Front SSD56	1	S370
Steering Damper Kit				
1990-1983	Two Wheel Drive (4x2), (Trail Boss)	Front SSD62	1	
1989-1983	Four Wheel Drive (4X4), Except Original Equipment Steering Damper, (Super Trail Boss)	Front SSD78	1	S370
Tie Rod Adjusting Sleeve				
1990-1983	Four Wheel Drive (4X4)	ES2004S	2	S370
	Two Wheel Drive (4x2)	ES2032S	2	S369
Tie Rod End				
1990-1988	Four Wheel Drive (4X4), Offset Tie Rod End, (Powdered Metal Gusher Brg. For Better Lubrication)	Outer ES3462 ‡	2	S370
1990-1983	Four Wheel Drive (4X4), (Powdered Metal Gusher Brg. For Better Lubrication)	Inner ES2072RLT ‡	2	S370
	Four Wheel Drive (4X4), Straight Tie Rod End, (Powdered Metal Gusher Brg. For Better Lubrication)	Outer ES2249RLT ‡	2	S370
	Two Wheel Drive (4x2), 5/8" - 18 Thread, (Powdered Metal Gusher Brg. For Better Lubrication)	Outer ES2033RLT ‡	2	S369
	Two Wheel Drive (4x2), 5/8" - 18 Thread, (Powdered Metal Gusher Brg. For Better Lubrication)	Inner ES2034RLT ‡	2	S369

(Cont.) S10 Blazer-CHEVROLET TRUCK

REAR SUSPENSION



R309

Year	Model/Application	Part	P/C Qty	Figure
Leaf Spring Bushing				
1990-1983	Fixed End	SB335	2	R309
Leaf Spring Shackle Bushing				
1990-1983	(Design Allows Ease Of Installation)	Upper Lower	2 2	R309 R309

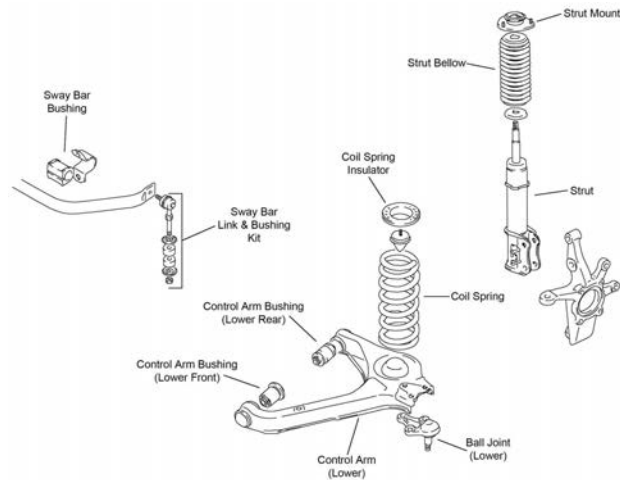
T Series-CHEVROLET TRUCK

REAR SUSPENSION

Year	Model/Application	Part	P/C Qty	Figure
TA				
Leaf Spring Bolt				
1938		Front Rear	2 2	
Lock Pin				
1938		Front Rear	2 2	
TB				
Leaf Spring Bolt				
1938		Front Rear	2 2	
Lock Pin				
1938		Front Rear	2 2	
TC				
Leaf Spring Bolt				
1938		Front Rear	2 2	
Lock Pin				
1938		Front Rear	2 2	
TD				
Leaf Spring Bolt				
1938		Front Rear	2 2	
Lock Pin				
1938		Front Rear	2 2	

CHEVROLET TRUCK-Tracker

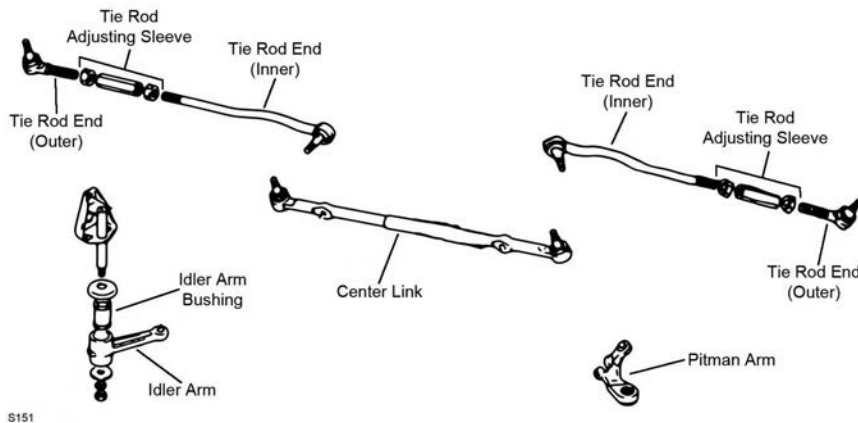
FRONT SUSPENSION



F212

Year	Model/Application	Part	P/C Qty	Figure	
Ball Joint					
1990-1989		Lower	K9739	2	F212
Control Arm Bushing Set					
1990-1989	(Contains Front And Rear Bushings)	Lower	K9870	2	F212
Strut Mount					
1990-1989	Vehicles Built For Canadian Market, (Bearing Not Included)		K9730	2	F212
Sway Bar Bushing					
1990-1989		To Frame	K90012	1	F212
Sway Bar Link					
1990-1989	(Powdered Metal Gusher Brg. For Better Lubrication)		K750201 ‡	2	F212
Sway Bar Repair Kit					
1990-1989	(Bushing Kit)		K90128 K90121	2 2	F212 F212

STEERING



S151

Year	Model/Application	Part	P/C Qty	Figure	
Idler Arm Bushing					
1990-1989			K9871	1	S151
Tie Rod Adjusting Sleeve					
1990-1989			ES2900S	2	S151
Tie Rod End					
1990-1989	340mm Long Inner Tie Rod Ends	Inner	ES3347RL	2	S151
	90mm Long Outer Tie Rod Ends	Outer	ES3045RL	2	S151

V Series-CHEVROLET TRUCK

REAR SUSPENSION				
Year	Model/Application	Part	P/C Qty	Figure
VA				
Leaf Spring Bolt				
1939		Front Rear	K150305 K150305	2 2
Lock Pin				
1939		Front Rear	K150327 K150327	2 2
VB				
Leaf Spring Bolt				
1939		Front Rear	K150305 K150305	2 2
Lock Pin				
1939		Front Rear	K150327 K150327	2 2
VC				
Leaf Spring Bolt				
1939		Front Rear	K150305 K150305	2 2
Lock Pin				
1939		Front Rear	K150327 K150327	2 2
VD				
Leaf Spring Bolt				
1939		Front Rear	K150305 K150305	2 2
Lock Pin				
1939		Front Rear	K150327 K150327	2 2

Vega-CHEVROLET TRUCK

FRONT SUSPENSION				
<p>The diagram illustrates the front suspension assembly. Key components shown include a coil spring, a sway bar frame bushing, control arm bushings (both upper and lower), eccentric cam bolt kits, ball joints (both upper and lower), and a sway bar repair kit. The components are arranged to show their relative positions and how they connect to the frame and control arms.</p>				
F117				
Year	Model/Application	Part	P/C Qty	Figure
Sway Bar Bushing				
1975-1971	1" Sway Bar Diameter 15/16" Sway Bar Diameter	To Frame To Frame	K5253 K5241	1 1
Sway Bar Repair Kit				
1975-1971	(Heavy Duty Design) (Includes Polyurethane Bushings And Solid Metal Sleeve For Enhanced Performance. Barrel Nut Allows For Easier Installation.) (Standard Design)		K6630 ‡ K700532 ‡ K5252	2 2 2
				F117 F117 F117

CHEVROLET TRUCK–Vega (Cont.)

STEERING				
Year	Model/Application	Part	P/C Qty	Figure
Tie Rod Adjusting Sleeve				
1975-1971		ES2032S	2	
Tie Rod End				
1975-1971	(Powdered Metal Gusher Brg. For Better Lubrication) (Powdered Metal Gusher Brg. For Better Lubrication)	Outer Inner	ES425RL ‡ ES681N ‡	2 2

CHEVROLET TRUCK–W Series

REAR SUSPENSION				
Year	Model/Application	Part	P/C Qty	Figure
WA				
Leaf Spring Bolt				
1940		Front Rear	K150305 K150305	2 2
Lock Pin				
1940		Front Rear	K150327 K150327	2 2
WB				
Leaf Spring Bolt				
1940		Front Rear	K150305 K150305	2 2
Lock Pin				
1940		Front Rear	K150327 K150327	2 2
WD				
Leaf Spring Bolt				
1940		Front Rear	K150305 K150305	2 2
Lock Pin				
1940		Front Rear	K150327 K150327	2 2
WE				
Leaf Spring Bolt				
1940		Front Rear	K150305 K150305	2 2
Lock Pin				
1940		Front Rear	K150327 K150327	2 2
WF				
Leaf Spring Bolt				
1940		Front Rear	K150305 K150305	2 2
Lock Pin				
1940		Front Rear	K150327 K150327	2 2

CHEVROLET TRUCK–Y Series

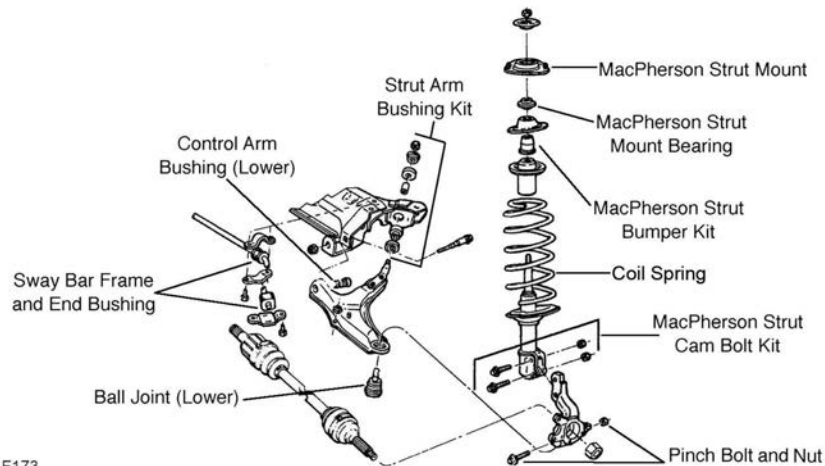
FRONT SUSPENSION				
Year	Model/Application	Part	P/C Qty	Figure
YR				
King Bolt Set				
1941	1.109" Pin Diameter, 6.812" Length, (Contains Metal Bushing)		8336B	1
YS				
King Bolt Set				
1941	1.109" Pin Diameter, 6.812" Length, (Contains Metal Bushing)		8336B	1
YT				
King Bolt Set				
1941	1.109" Pin Diameter, 6.812" Length, (Contains Metal Bushing)		8336B	1

(Cont.) Y Series—CHEVROLET TRUCK

FRONT SUSPENSION (Cont.)				
Year	Model/Application	Part	P/C Qty	Figure
YU				
King Bolt Set				
1941	1.109" Pin Diameter, 6.812" Length, (Contains Metal Bushing)	8336B	1	
YV				
King Bolt Set				
1941	1.109" Pin Diameter, 6.812" Length, (Contains Metal Bushing)	8336B	1	
YW				
King Bolt Set				
1941	1.109" Pin Diameter, 6.812" Length, (Contains Metal Bushing)	8336B	1	
REAR SUSPENSION				
Year	Model/Application	Part	P/C Qty	Figure
YR				
Leaf Spring Bolt				
1941		Front K150305 Rear K150305	2 2	
Lock Pin				
1941		Front K150327 Rear K150327	2 2	
YS				
Leaf Spring Bolt				
1941		Front K150305 Rear K150305	2 2	
Lock Pin				
1941		Front K150327 Rear K150327	2 2	
YT				
Leaf Spring Bolt				
1941		Front K150305 Rear K150305	2 2	
Lock Pin				
1941		Front K150327 Rear K150327	2 2	
YU				
Leaf Spring Bolt				
1941		Front K150305 Rear K150305	2 2	
Lock Pin				
1941		Front K150327 Rear K150327	2 2	
YV				
Leaf Spring Bolt				
1941		Front K150305 Rear K150305	2 2	
Lock Pin				
1941		Front K150327 Rear K150327	2 2	
YW				
Leaf Spring Bolt				
1941		Front K150305 Rear K150305	2 2	
Lock Pin				
1941		Front K150327 Rear K150327	2 2	

CHRYSLER TRUCK-Town & Country

FRONT SUSPENSION



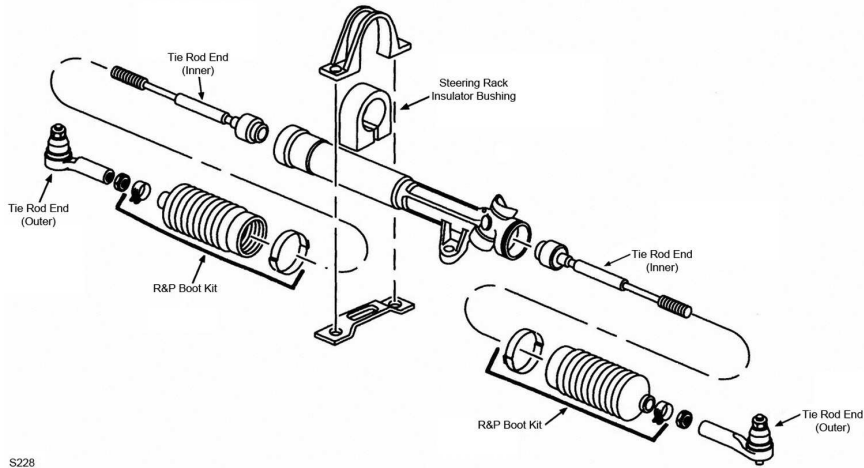
F173

F173

Year	Model/Application	Part	P/C Qty	Figure
Ball Joint				
1990	(Full Ball Stud Provides 360 Degrees Of Smooth Rotation)	Lower	K7147 ‡	2 F173
Control Arm Bushing				
1990		Lower	K7099	2 F173
Strut and Spring Assembly				
1990	(Coated For Corrosion Resistance, Contains Lower Mounting Hardware)		ST8505 ‡	2 F173
Strut Bearing Spacer				
1990	(Spacer)		K7378	2 F173
Strut Bumper Bellows				
1990	(OE Material For Strut Performance And Longevity, Contains Bumper)		K201272 K90462 ‡	2 F173 2 F173
Strut Mount				
1990	(Contains Bearing)		K7175	2 F173
Strut Rod Bushing				
1990	(Improved Design)	To Frame	K7098	1 F173
Strut Rod Bushing Kit				
1990	(Improved Design)		K7145	1 F173
Strut Spring Seat				
1990	(Spacer Plate Only)	Upper	K7377	2 F173
	(Spring Seat Only)	Upper	K7333	2 F173
		Lower	K7338	2 F173
Sway Bar Bushing				
1990	1" Sway Bar Diameter	To Arm	K7144	1 F173
	1" Sway Bar Diameter	To Frame	K7139	1 F173
	1-1/16" Sway Bar Diameter	To Arm	K7219	1 F173
	1-1/16" Sway Bar Diameter	To Frame	K7222	1 F173
	1-1/8" Sway Bar Diameter	To Arm	K7220	1 F173
	1-1/8" Sway Bar Diameter	To Frame	K7223	1 F173
	1-3/16" Sway Bar Diameter	To Frame	K7224	1 F173
	15/16" Sway Bar Diameter	To Arm	K7143	1 F173
	15/16" Sway Bar Diameter	To Frame	K7138	1 F173
	3/4" Sway Bar Diameter	To Frame	K7221	1 F173
	7/8" Sway Bar Diameter	To Arm	K7142	1 F173
	7/8" Sway Bar Diameter	To Frame	K7137	1 F173
Wheel Hub & Bearing Assembly				
1990	15" Wheels		513074	2
Wheel Hub Repair Kit				
1990	14" Wheels, (4 Stud Hub)		518501	2
	14" Wheels, (5 Stud Hub)		518502	2

(Cont.) Town & Country-CHRYSLER TRUCK

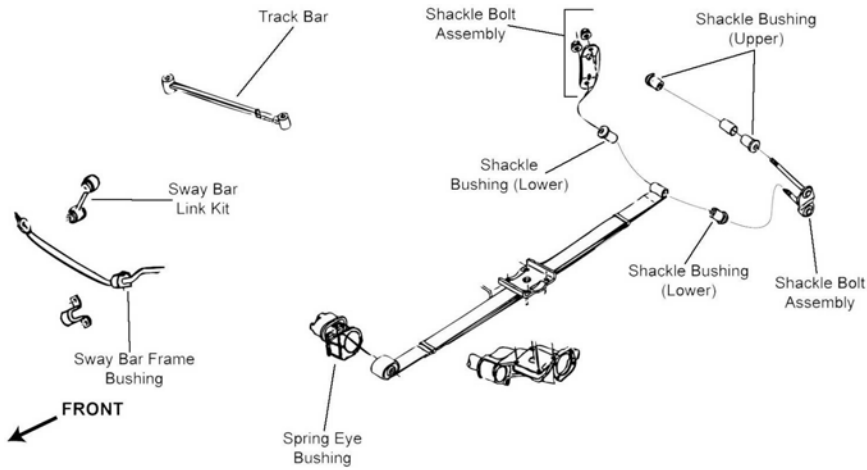
STEERING



S228

Year	Model/Application	Part	P/C Qty	Figure
Rack & Pinion Boot Kit				
1990	(High Temperature)	K8441	2	S228
Steering Rack Insulator Bushing				
1990		Right K7113	1	S228
Tie Rod End				
1990	(Powdered Metal Gusher Brg. For Better Lubrication) (Full Ball Stud Provides 360 Degrees Of Smooth Rotation)	Outer ES3008RL ‡ Inner EV128 ‡	2 2	S228 S228

REAR SUSPENSION

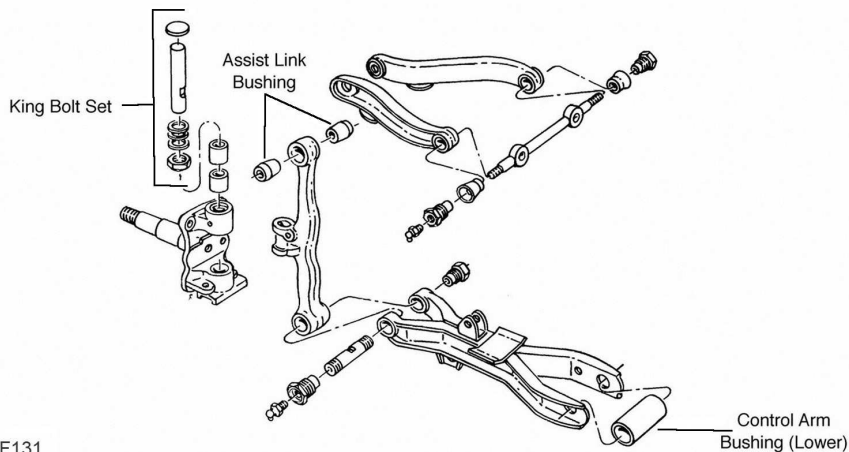


R311

Year	Model/Application	Part	P/C Qty	Figure
Leaf Spring Bushing				
1990		Front SB364	2	R311

DATSUN TRUCK-520 Series

FRONT SUSPENSION

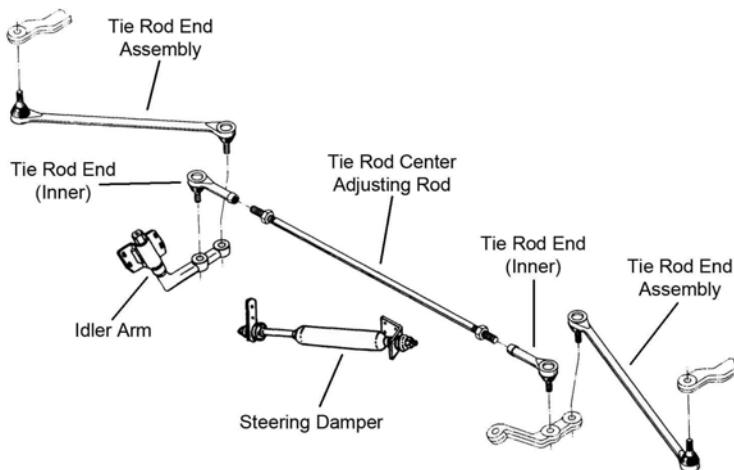


F131

F131

Year	Model/Application	Part	P/C Qty	Figure
521				
Control Arm Bushing				
1972-1970	(Contains Driver And Passenger Side Bushings)	Upper Outer	K9207	2 F131
Sway Bar Bushing				
1972-1971		To Frame	K9242	1

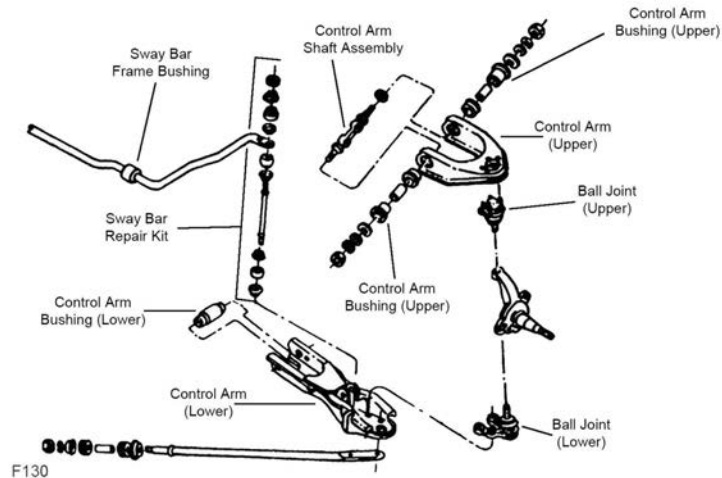
STEERING



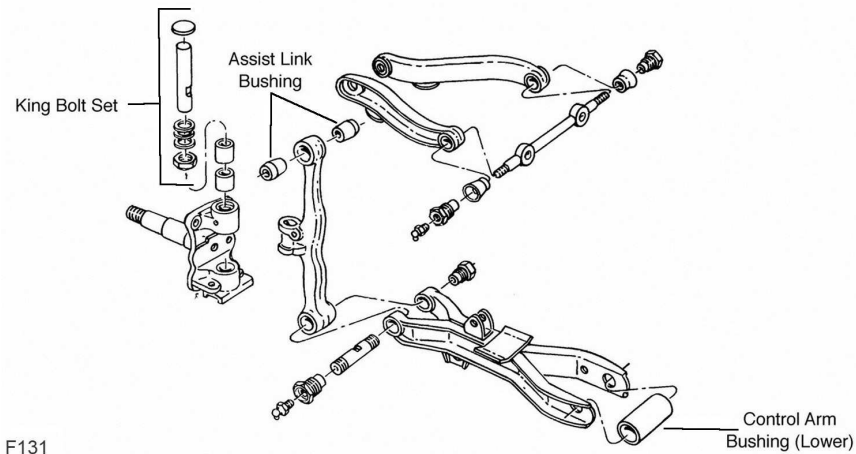
S225

Year	Model/Application	Part	P/C Qty	Figure
520				
Tie Rod Assembly				
1968-1965		Right	ES2339A	1 S225
521				
Idler Arm				
1972-1969			K9058	1
Tie Rod Assembly				
1972-1968		Right	ES2339A	1 S225

FRONT SUSPENSION



F130

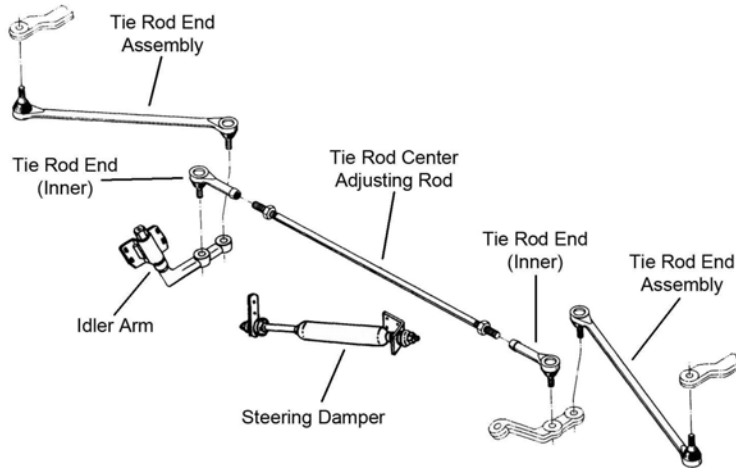


F131

Year	Model/Application	Part	P/C Qty	Figure
Ball Joint				
1979-1978	(Powdered Metal Gusher Brg. For Better Lubrication)	Upper	K9022 ‡	2 F130
	(Powdered Metal Gusher Brg. For Better Lubrication)	Left Lower	K9045 ‡	1 F130
Control Arm				
1977-1972	(R-Series)	Left Upper	RK641716	1 F131
	(R-Series)	Right Upper	RK641715	1 F131
	(R-Series)	Left Lower	RK642026	1 F131
	(R-Series)	Right Lower	RK641923	1 F131
Control Arm Bushing				
1979-1978	(Contains Front And Rear Bushings)	Upper	K9209	2 F130
		Lower	K9174	2 F130
1977	From 8/77	Lower	K9174	2 F130
1977-1972	(Contains Driver And Passenger Side Bushings)	Upper Outer	K9207	2 F131
Strut Rod Bushing				
1979-1978	Two Wheel Drive (4x2), (Contains Bushings Only)		K9218	1 F130
Sway Bar Bushing				
1979-1972		To Frame	K9242	1 F130
Sway Bar Repair Kit				
1979-1978	(Includes Polyurethane Bushings And Solid Metal Sleeve For Enhanced Performance. Barrel Nut Allows For Easier Installation.)		K700539 ‡	2 F130
	(Standard Design)		K8265	2 F130
1977-1972	6-1/2" Length, (Includes Polyurethane Bushings And Solid Metal Sleeve For Enhanced Performance. Barrel Nut Allows For Easier Installation.)		K700534 ‡	2

DATSUN TRUCK-620 (Cont.)

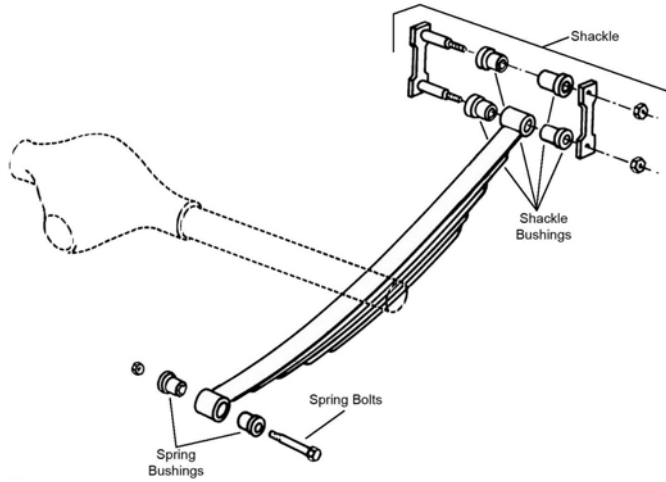
STEERING



S225

Year	Model/Application	Part	P/C Qty	Figure
Idler Arm				
1979-1972		K9058	1	S225
Tie Rod Assembly				
1979-1972		Right ES2339A	1	S225
Tie Rod End				
1979-1972	Two Wheel Drive (4x2)	Right Inner ES2467R	1	S225

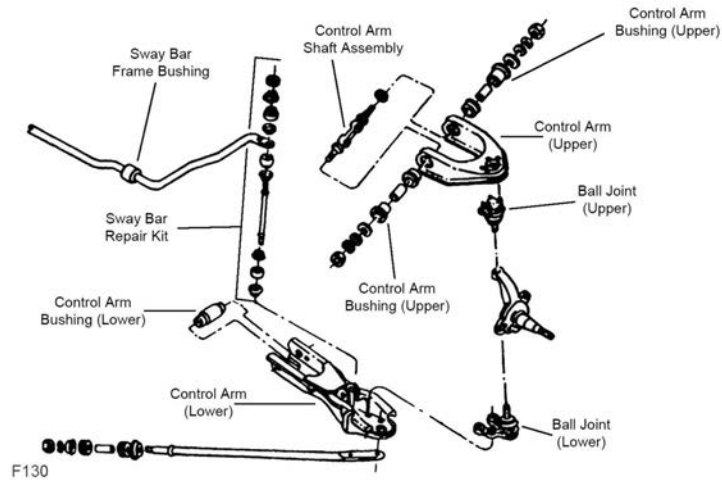
REAR SUSPENSION



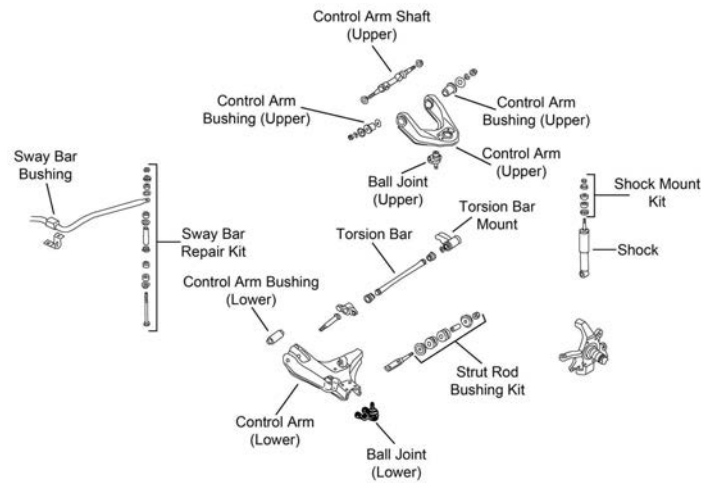
R309

Year	Model/Application	Part	P/C Qty	Figure
Leaf Spring Bushing				
1979-1978		Front K201107	2	R309
Leaf Spring Shackle Bushing				
1979-1978		To Spring K201004	4	R309

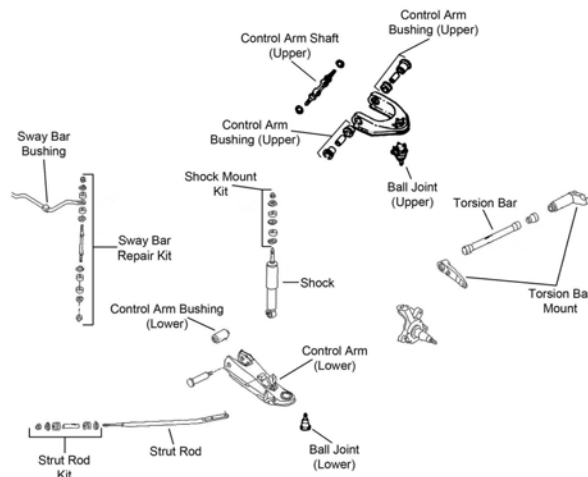
FRONT SUSPENSION



F130



F591



F592

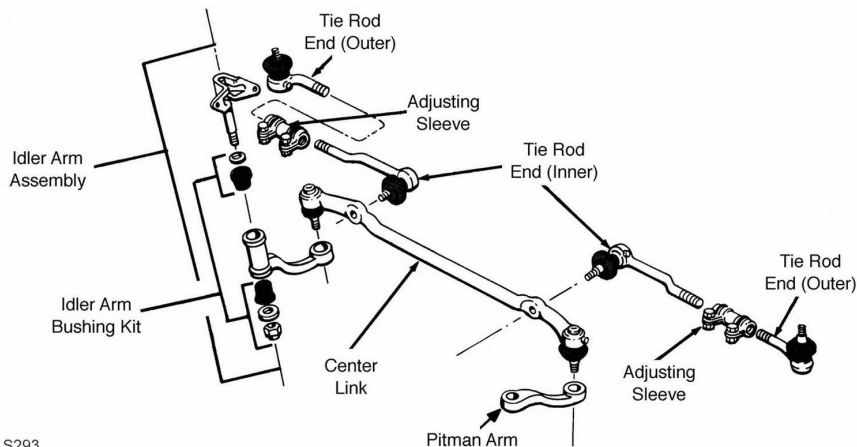
Year	Model/Application	Part	P/C Qty	Figure	
Ball Joint					
1983	(Powdered Metal Gusher Brg. For Better Lubrication)	Upper	K9022 ‡	2	F591, F592
	Four Wheel Drive (4x4), (Powdered Metal Gusher Brg. For Better Lubrication)	Lower	K9347 ‡	2	
	Two Wheel Drive (4x2), (Powdered Metal Gusher Brg. For Better Lubrication)	Lower	K9045 ‡	2	
1982-1980	(Powdered Metal Gusher Brg. For Better Lubrication)	Upper	K9022 ‡	2	F130
	(Powdered Metal Gusher Brg. For Better Lubrication)	Lower	K9045 ‡	2	
Control Arm					
1983	Two Wheel Drive (4x2), (R-Series)	Left Lower	RK641924	1	F592

DATSUN TRUCK-720 (Cont.)

FRONT SUSPENSION (Cont.)

Year	Model/Application	Part	P/C Qty	Figure
Control Arm				
1983 (Cont.)	Two Wheel Drive (4x2), (R-Series)	Right Lower	RK640418	1 F592
1982-1980	(R-Series) (R-Series)	Left Lower	RK641924	1 F130
		Right Lower	RK640418	1 F130
Control Arm Bushing				
1983	(Contains Front And Rear Bushings)	Upper	K9209	2 F591, F592
		Lower	K9174	2 F591, F592
1982-1980	(Contains Front And Rear Bushings)	Upper	K9209	2 F130
		Lower	K9174	2 F130
Control Arm with Ball Joint				
1983	Two Wheel Drive (4x2), (R-Series) Two Wheel Drive (4x2), (R-Series)	Left Lower	RK621258	1 F592
		Right Lower	RK621259	1 F592
1982-1980	Two Wheel Drive (4x2), (R-Series) Two Wheel Drive (4x2), (R-Series)	Left Lower	RK621258	1 F130
		Right Lower	RK621259	1 F130
Strut Rod Bushing				
1983	Four Wheel Drive (4X4), (Contains Bushings Only)		K9218	1 F591
1982-1981	Four Wheel Drive (4X4), (Contains Bushings Only)		K9218	1 F130
1982-1980	Two Wheel Drive (4x2), (Standard Design)		K9219	1 F130
1980	Four Wheel Drive (4X4), Thru 2/80, (Contains Bushings Only)		K9218	1 F130
Strut Rod Bushing Kit				
1983	Four Wheel Drive (4X4), (Contains Bushing, Sleeve And Washers) Four Wheel Drive (4X4), (Contains Hardware, Standard Design) Two Wheel Drive (4x2), (Contains Bushing, Sleeve And Washers)		K200163 ‡	1 F591
			K9217	1 F591
			K200163 ‡	1 F592
1982-1981	Four Wheel Drive (4X4), (Contains Hardware, Standard Design)		K9217	1 F130
1982-1980	Four Wheel Drive (4X4), (Contains Bushing, Sleeve And Washers) Two Wheel Drive (4x2), (Contains Bushing, Sleeve And Washers)		K200163 ‡	1 F130
			K200163 ‡	1 F130
1980	Four Wheel Drive (4X4), From 3/80, (Contains Hardware, Standard Design)		K9217	1 F130
Sway Bar Bushing				
1983		To Frame	K9242	1 F591, F592
1982-1980		To Frame	K9242	1 F130
Sway Bar Repair Kit				
1983	Four Wheel Drive (4X4), (Standard Design) Four Wheel Drive (4X4), 6-1/2" Length, (Includes Polyurethane Bushings And Solid Metal Sleeve For Enhanced Performance. Barrel Nut Allows For Easier Installation.) Two Wheel Drive (4x2), (OEM Type) Two Wheel Drive (4x2), (Optional Performance) Two Wheel Drive (4x2), 7-1/4" Length, (Includes Polyurethane Bushings And Solid Metal Sleeve For Enhanced Performance. Barrel Nut Allows For Easier Installation.)		K9226	2 F591
			K700534 ‡	2 F591
			K5254	2 F592
			K8988	2 F592
			K700538 ‡	2 F592
1982-1980	Four Wheel Drive (4X4), (Heavy Duty Design) Four Wheel Drive (4X4), (Includes Polyurethane Bushings And Solid Metal Sleeve For Enhanced Performance. Barrel Nut Allows For Easier Installation.) Four Wheel Drive (4X4), (Standard Design) Two Wheel Drive (4x2), (OEM Type) Two Wheel Drive (4x2), (Optional Performance) Two Wheel Drive (4x2), 7-1/4" Length, (Includes Polyurethane Bushings And Solid Metal Sleeve For Enhanced Performance. Barrel Nut Allows For Easier Installation.)		K90130 ‡	2 F130
			K700525 ‡	2 F130
			K9224	2 F130
			K5254	2 F130
			K8988	2 F130
			K700538 ‡	2 F130

STEERING



STEERING (Cont.)				
Year	Model/Application	Part	P/C Qty	Figure
Center Link				
1983	Two Wheel Drive (4x2)	DS1054	1	S293
1982-1980	Two Wheel Drive (4x2), (Powdered Metal Gusher Brg. For Better Lubrication)	DS1056 ‡	1	S293
Idler Arm				
1983	Four Wheel Drive (4X4), (Powdered Metal Gusher Brg. For Better Lubrication) Two Wheel Drive (4x2), (Powdered Metal Gusher Brg. For Better Lubrication)	K9003 ‡ K9502 ‡	1 1	S293 S293
1982-1981	Two Wheel Drive (4x2), (Powdered Metal Gusher Brg. For Better Lubrication)	K9285 ‡	1	S293
1982-1980	Four Wheel Drive (4X4), (Powdered Metal Gusher Brg. For Better Lubrication)	K9297 ‡	1	S293
Idler Arm Bushing Kit				
1981-1980	Two Wheel Drive (4x2)	Bracket End K9104	1	
Pitman Arm				
1983	Four Wheel Drive (4X4)	K9006	1	S293
Tie Rod Adjusting Sleeve				
1983	Four Wheel Drive (4X4) Two Wheel Drive (4x2)	ES2900S ES2050S	2 2	S293 S293
1982-1980		ES2050S	2	S293
Tie Rod End				
1983	Four Wheel Drive (4X4)	Left Outer ES3115	1	S293
	Four Wheel Drive (4X4)	Right Outer ES3114	1	S293
	Four Wheel Drive (4X4)	Left Inner ES3117	1	S293
	Four Wheel Drive (4X4)	Right Inner ES3116	1	S293
	Two Wheel Drive (4x2), (Powdered Metal Gusher Brg. For Better Lubrication)	Outer ES2472L ‡	2	S293
1983-1980	Two Wheel Drive (4x2), (Includes Sunoloy-Coated Metal Bearing To Combine Durability With Smooth Stud Swing)	Inner ES2473R ‡	2	S293
1982-1980	(Powdered Metal Gusher Brg. For Better Lubrication)	Outer ES2472L ‡	2	S293
REAR SUSPENSION				
R309				
Year	Model/Application	Part	P/C Qty	Figure
Leaf Spring Bushing				
1983-1980	Except 4800 Lb GVW	Front K200947	4	R309
Leaf Spring Shackle Bushing				
1983-1980		K200924	8	R309

10A-DIVCO

FRONT SUSPENSION				
Year	Model/Application	Part	P/C Qty	Figure
King Bolt Set				
1962-1961	1.109" Pin Diameter, 6.812" Length, (Contains Metal Bushing)	8336B	1	

DIVCO-10B

FRONT SUSPENSION				
Year	Model/Application	Part	P/C Qty	Figure
King Bolt Set				
1962-1961	1.109" Pin Diameter, 6.812" Length, (Contains Metal Bushing)	8336B	1	

DIVCO-10C

FRONT SUSPENSION				
Year	Model/Application	Part	P/C Qty	Figure
King Bolt Set				
1962-1961	1.109" Pin Diameter, 6.812" Length, (Contains Metal Bushing)	8336B	1	

DIVCO-11

FRONT SUSPENSION				
Year	Model/Application	Part	P/C Qty	Figure
King Bolt Set				
1962-1961	1.109" Pin Diameter, 6.812" Length, (Contains Metal Bushing)	8336B	1	
1954-1950	1.109" Pin Diameter, 6.812" Length, (Contains Metal Bushing)	8336B	1	
STEERING				
Year	Model/Application	Part	P/C Qty	Figure
Tie Rod End				
1954-1950	External Threads, (Greaseable Socket Reduces Corrosion/Wear)	Left ES194L ‡	1	
	External Threads, (Greaseable Socket Reduces Corrosion/Wear)	Right ES194R ‡	1	

DIVCO-12

FRONT SUSPENSION				
Year	Model/Application	Part	P/C Qty	Figure
King Bolt Set				
1962-1961	1.109" Pin Diameter, 6.812" Length, (Contains Metal Bushing)	8336B	1	
1954-1950	1.109" Pin Diameter, 6.812" Length, (Contains Metal Bushing)	8336B	1	
STEERING				
Year	Model/Application	Part	P/C Qty	Figure
Tie Rod End				
1954-1950	External Threads, (Greaseable Socket Reduces Corrosion/Wear)	Left ES194L ‡	1	
	External Threads, (Greaseable Socket Reduces Corrosion/Wear)	Right ES194R ‡	1	

DIVCO-13

FRONT SUSPENSION				
Year	Model/Application	Part	P/C Qty	Figure
King Bolt Set				
1962-1961	1.109" Pin Diameter, 6.812" Length, (Contains Metal Bushing)	8336B	1	
1954-1950	1.109" Pin Diameter, 6.812" Length, (Contains Metal Bushing)	8336B	1	
STEERING				
Year	Model/Application	Part	P/C Qty	Figure
Tie Rod End				
1954-1950	External Threads, (Greaseable Socket Reduces Corrosion/Wear)	Left ES194L ‡	1	
	External Threads, (Greaseable Socket Reduces Corrosion/Wear)	Right ES194R ‡	1	

DIVCO-14

FRONT SUSPENSION				
Year	Model/Application	Part	P/C Qty	Figure
King Bolt Set				
1954-1950	1.109" Pin Diameter, 6.812" Length, (Contains Metal Bushing)	8336B	1	

STEERING				
Year	Model/Application	Part	P/C Qty	Figure
Tie Rod End				
1954-1950	External Threads, (Greaseable Socket Reduces Corrosion/Wear)	Left	ES194L ‡	1
	External Threads, (Greaseable Socket Reduces Corrosion/Wear)	Right	ES194R ‡	1

15-DIVCO

FRONT SUSPENSION				
Year	Model/Application	Part	P/C Qty	Figure
King Bolt Set				
1962-1961	1.109" Pin Diameter, 6.812" Length, (Contains Metal Bushing)		8336B	1
1954-1950	1.109" Pin Diameter, 6.812" Length, (Contains Metal Bushing)		8336B	1

STEERING				
Year	Model/Application	Part	P/C Qty	Figure
Tie Rod End				
1954-1950	External Threads, (Greaseable Socket Reduces Corrosion/Wear)	Left	ES194L ‡	1
	External Threads, (Greaseable Socket Reduces Corrosion/Wear)	Right	ES194R ‡	1

21-DIVCO

FRONT SUSPENSION				
Year	Model/Application	Part	P/C Qty	Figure
King Bolt Set				
1954-1950	1.109" Pin Diameter, 6.812" Length, (Contains Metal Bushing)		8336B	1

STEERING				
Year	Model/Application	Part	P/C Qty	Figure
Tie Rod End				
1954-1950	External Threads, (Greaseable Socket Reduces Corrosion/Wear)	Left	ES194L ‡	1
	External Threads, (Greaseable Socket Reduces Corrosion/Wear)	Right	ES194R ‡	1

22-DIVCO

FRONT SUSPENSION				
Year	Model/Application	Part	P/C Qty	Figure
King Bolt Set				
1954-1950	1.109" Pin Diameter, 6.812" Length, (Contains Metal Bushing)		8336B	1

STEERING				
Year	Model/Application	Part	P/C Qty	Figure
Tie Rod End				
1954-1950	External Threads, (Greaseable Socket Reduces Corrosion/Wear)	Left	ES194L ‡	1
	External Threads, (Greaseable Socket Reduces Corrosion/Wear)	Right	ES194R ‡	1

31-DIVCO

FRONT SUSPENSION				
Year	Model/Application	Part	P/C Qty	Figure
King Bolt Set				
1954-1950	1.109" Pin Diameter, 6.812" Length, (Contains Metal Bushing)		8336B	1

STEERING				
Year	Model/Application	Part	P/C Qty	Figure
Tie Rod End				
1954-1950	External Threads, (Greaseable Socket Reduces Corrosion/Wear)	Left	ES194L ‡	1
	External Threads, (Greaseable Socket Reduces Corrosion/Wear)	Right	ES194R ‡	1

DIVCO-33

FRONT SUSPENSION				
Year	Model/Application	Part	P/C Qty	Figure
King Bolt Set				
1954-1950	1.109" Pin Diameter, 6.812" Length, (Contains Metal Bushing)	8336B	1	
STEERING				
Year	Model/Application	Part	P/C Qty	Figure
Tie Rod End				
1954-1950	External Threads, (Greaseable Socket Reduces Corrosion/Wear)	Left	ES194L ‡	1
	External Threads, (Greaseable Socket Reduces Corrosion/Wear)	Right	ES194R ‡	1

DIVCO-34

FRONT SUSPENSION				
Year	Model/Application	Part	P/C Qty	Figure
King Bolt Set				
1954-1950	1.109" Pin Diameter, 6.812" Length, (Contains Metal Bushing)	8336B	1	
STEERING				
Year	Model/Application	Part	P/C Qty	Figure
Tie Rod End				
1954-1950	External Threads, (Greaseable Socket Reduces Corrosion/Wear)	Left	ES194L ‡	1
	External Threads, (Greaseable Socket Reduces Corrosion/Wear)	Right	ES194R ‡	1

DIVCO-36

FRONT SUSPENSION				
Year	Model/Application	Part	P/C Qty	Figure
King Bolt Set				
1954-1950	1.109" Pin Diameter, 6.812" Length, (Contains Metal Bushing)	8336B	1	
STEERING				
Year	Model/Application	Part	P/C Qty	Figure
Tie Rod End				
1954-1950	External Threads, (Greaseable Socket Reduces Corrosion/Wear)	Left	ES194L ‡	1
	External Threads, (Greaseable Socket Reduces Corrosion/Wear)	Right	ES194R ‡	1

DIVCO-37

FRONT SUSPENSION				
Year	Model/Application	Part	P/C Qty	Figure
King Bolt Set				
1954-1950	1.109" Pin Diameter, 6.812" Length, (Contains Metal Bushing)	8336B	1	
STEERING				
Year	Model/Application	Part	P/C Qty	Figure
Tie Rod End				
1954-1950	External Threads, (Greaseable Socket Reduces Corrosion/Wear)	Left	ES194L ‡	1
	External Threads, (Greaseable Socket Reduces Corrosion/Wear)	Right	ES194R ‡	1

DIVCO-100A

FRONT SUSPENSION				
Year	Model/Application	Part	P/C Qty	Figure
King Bolt Set				
1962-1961	1.109" Pin Diameter, 6.812" Length, (Contains Metal Bushing)	8336B	1	

100AX-DIVCO

FRONT SUSPENSION				
Year	Model/Application	Part	P/C Qty	Figure
King Bolt Set				
1962-1961	1.109" Pin Diameter, 6.812" Length, (Contains Metal Bushing)	8336B	1	

100B-DIVCO

FRONT SUSPENSION				
Year	Model/Application	Part	P/C Qty	Figure
King Bolt Set				
1962-1961	1.109" Pin Diameter, 6.812" Length, (Contains Metal Bushing)	8336B	1	

100BX-DIVCO

FRONT SUSPENSION				
Year	Model/Application	Part	P/C Qty	Figure
King Bolt Set				
1962-1961	1.109" Pin Diameter, 6.812" Length, (Contains Metal Bushing)	8336B	1	

100C-DIVCO

FRONT SUSPENSION				
Year	Model/Application	Part	P/C Qty	Figure
King Bolt Set				
1962-1961	1.109" Pin Diameter, 6.812" Length, (Contains Metal Bushing)	8336B	1	

100CX-DIVCO

FRONT SUSPENSION				
Year	Model/Application	Part	P/C Qty	Figure
King Bolt Set				
1962-1961	1.109" Pin Diameter, 6.812" Length, (Contains Metal Bushing)	8336B	1	

114-DIVCO

FRONT SUSPENSION				
Year	Model/Application	Part	P/C Qty	Figure
King Bolt Set				
1962-1961	1.109" Pin Diameter, 6.812" Length, (Contains Metal Bushing)	8336B	1	

124-DIVCO

FRONT SUSPENSION				
Year	Model/Application	Part	P/C Qty	Figure
King Bolt Set				
1962-1961	1.109" Pin Diameter, 6.812" Length, (Contains Metal Bushing)	8336B	1	

134-DIVCO

FRONT SUSPENSION				
Year	Model/Application	Part	P/C Qty	Figure
King Bolt Set				
1962-1961	1.109" Pin Diameter, 6.812" Length, (Contains Metal Bushing)	8336B	1	

DIVCO-154

FRONT SUSPENSION

Year	Model/Application	Part	P/C Qty	Figure
King Bolt Set				
1962-1961	1.109" Pin Diameter, 6.812" Length, (Contains Metal Bushing)	8336B	1	

DIVCO-200A

FRONT SUSPENSION

Year	Model/Application	Part	P/C Qty	Figure
King Bolt Set				
1962-1961	1.109" Pin Diameter, 6.812" Length, (Contains Metal Bushing)	8336B	1	

DIVCO-200B

FRONT SUSPENSION

Year	Model/Application	Part	P/C Qty	Figure
King Bolt Set				
1962-1961	1.109" Pin Diameter, 6.812" Length, (Contains Metal Bushing)	8336B	1	

DIVCO-200C

FRONT SUSPENSION

Year	Model/Application	Part	P/C Qty	Figure
King Bolt Set				
1962-1961	1.109" Pin Diameter, 6.812" Length, (Contains Metal Bushing)	8336B	1	

DIVCO-214

FRONT SUSPENSION

Year	Model/Application	Part	P/C Qty	Figure
King Bolt Set				
1962-1961	1.109" Pin Diameter, 6.812" Length, (Contains Metal Bushing)	8336B	1	

DIVCO-224

FRONT SUSPENSION

Year	Model/Application	Part	P/C Qty	Figure
King Bolt Set				
1962-1961	1.109" Pin Diameter, 6.812" Length, (Contains Metal Bushing)	8336B	1	

DIVCO-300A

FRONT SUSPENSION

Year	Model/Application	Part	P/C Qty	Figure
King Bolt Set				
1962-1961	1.109" Pin Diameter, 6.812" Length, (Contains Metal Bushing)	8336B	1	

DIVCO-300B

FRONT SUSPENSION

Year	Model/Application	Part	P/C Qty	Figure
King Bolt Set				
1962-1961	1.109" Pin Diameter, 6.812" Length, (Contains Metal Bushing)	8336B	1	

300C-DIVCO

FRONT SUSPENSION				
Year	Model/Application	Part	P/C Qty	Figure
King Bolt Set				
1962-1961	1.109" Pin Diameter, 6.812" Length, (Contains Metal Bushing)	8336B	1	

300D-DIVCO

FRONT SUSPENSION				
Year	Model/Application	Part	P/C Qty	Figure
King Bolt Set				
1962-1961	1.109" Pin Diameter, 6.812" Length, (Contains Metal Bushing)	8336B	1	

334-DIVCO

FRONT SUSPENSION				
Year	Model/Application	Part	P/C Qty	Figure
King Bolt Set				
1962-1961	1.109" Pin Diameter, 6.812" Length, (Contains Metal Bushing)	8336B	1	

344-DIVCO

FRONT SUSPENSION				
Year	Model/Application	Part	P/C Qty	Figure
King Bolt Set				
1962-1961	1.109" Pin Diameter, 6.812" Length, (Contains Metal Bushing)	8336B	1	

364-DIVCO

FRONT SUSPENSION				
Year	Model/Application	Part	P/C Qty	Figure
King Bolt Set				
1962-1961	1.109" Pin Diameter, 6.812" Length, (Contains Metal Bushing)	8336B	1	

374-DIVCO

FRONT SUSPENSION				
Year	Model/Application	Part	P/C Qty	Figure
King Bolt Set				
1962-1961	1.109" Pin Diameter, 6.812" Length, (Contains Metal Bushing)	8336B	1	

UM8-DIVCO

FRONT SUSPENSION				
Year	Model/Application	Part	P/C Qty	Figure
King Bolt Set				
1954-1950	1.109" Pin Diameter, 6.812" Length, (Contains Metal Bushing)	8336B	1	
STEERING				
Year	Model/Application	Part	P/C Qty	Figure
Tie Rod End				
1954-1950	External Threads, (Greaseable Socket Reduces Corrosion/Wear)	Left ES194L ‡	1	
	External Threads, (Greaseable Socket Reduces Corrosion/Wear)	Right ES194R ‡	1	

UMB8-DIVCO

FRONT SUSPENSION				
Year	Model/Application	Part	P/C Qty	Figure
King Bolt Set				
1954-1950	1.109" Pin Diameter, 6.812" Length, (Contains Metal Bushing)	8336B	1	

DIVCO-UMB8 (Cont.)

STEERING					
Year	Model/Application		Part	P/C Qty	Figure
Tie Rod End					
1954-1950	4.44" Length	Left	ES2083L	1	
	4.44" Length		Right	ES2082R	

DIVCO-UML

FRONT SUSPENSION					
Year	Model/Application		Part	P/C Qty	Figure
King Bolt Set					
1954-1950	1.109" Pin Diameter, 6.812" Length, (Contains Metal Bushing)		8336B	1	
STEERING					
Year	Model/Application		Part	P/C Qty	Figure
Tie Rod End					
1954-1950	External Threads, (Greaseable Socket Reduces Corrosion/Wear)		Left	ES194L ‡	1
	External Threads, (Greaseable Socket Reduces Corrosion/Wear)			Right	ES194R ‡

DIVCO-UML8

FRONT SUSPENSION					
Year	Model/Application		Part	P/C Qty	Figure
King Bolt Set					
1954-1950	1.109" Pin Diameter, 6.812" Length, (Contains Metal Bushing)		8336B	1	
STEERING					
Year	Model/Application		Part	P/C Qty	Figure
Tie Rod End					
1954-1950	4.44" Length	Left	ES2083L	1	
	4.44" Length		Right	ES2082R	

DIVCO-UML11

FRONT SUSPENSION					
Year	Model/Application		Part	P/C Qty	Figure
King Bolt Set					
1954-1950	1.109" Pin Diameter, 6.812" Length, (Contains Metal Bushing)		8336B	1	
STEERING					
Year	Model/Application		Part	P/C Qty	Figure
Tie Rod End					
1954-1950	4.44" Length	Left	ES2083L	1	
	4.44" Length		Right	ES2082R	

DIVCO-UML12

FRONT SUSPENSION					
Year	Model/Application		Part	P/C Qty	Figure
King Bolt Set					
1954-1950	1.109" Pin Diameter, 6.812" Length, (Contains Metal Bushing)		8336B	1	
STEERING					
Year	Model/Application		Part	P/C Qty	Figure
Tie Rod End					
1954-1950	4.44" Length	Left	ES2083L	1	
	4.44" Length		Right	ES2082R	

UML13-DIVCO

FRONT SUSPENSION				
Year	Model/Application	Part	P/C Qty	Figure
King Bolt Set				
1954-1950	1.109" Pin Diameter, 6.812" Length, (Contains Metal Bushing)	8336B	1	
STEERING				
Year	Model/Application	Part	P/C Qty	Figure
Tie Rod End				
1954-1950	4.44" Length 4.44" Length	Left Right	ES2083L ES2082R	1 1

UML14-DIVCO

FRONT SUSPENSION				
Year	Model/Application	Part	P/C Qty	Figure
King Bolt Set				
1954-1950	1.109" Pin Diameter, 6.812" Length, (Contains Metal Bushing)	8336B	1	
STEERING				
Year	Model/Application	Part	P/C Qty	Figure
Tie Rod End				
1954-1950	4.44" Length 4.44" Length	Left Right	ES2083L ES2082R	1 1

UML15-DIVCO

FRONT SUSPENSION				
Year	Model/Application	Part	P/C Qty	Figure
King Bolt Set				
1954-1950	1.109" Pin Diameter, 6.812" Length, (Contains Metal Bushing)	8336B	1	
STEERING				
Year	Model/Application	Part	P/C Qty	Figure
Tie Rod End				
1954-1950	4.44" Length 4.44" Length	Left Right	ES2083L ES2082R	1 1

UML21-DIVCO

FRONT SUSPENSION				
Year	Model/Application	Part	P/C Qty	Figure
King Bolt Set				
1954-1950	1.109" Pin Diameter, 6.812" Length, (Contains Metal Bushing)	8336B	1	
STEERING				
Year	Model/Application	Part	P/C Qty	Figure
Tie Rod End				
1954-1950	4.44" Length 4.44" Length	Left Right	ES2083L ES2082R	1 1

UML22-DIVCO

FRONT SUSPENSION				
Year	Model/Application	Part	P/C Qty	Figure
King Bolt Set				
1954-1950	1.109" Pin Diameter, 6.812" Length, (Contains Metal Bushing)	8336B	1	
STEERING				
Year	Model/Application	Part	P/C Qty	Figure
Tie Rod End				
1954-1950	4.44" Length	Left	ES2083L	1

DIVCO-UML22 (Cont.)

STEERING (Cont.)				
Year	Model/Application	Part	P/C Qty	Figure
Tie Rod End				
1954-1950 (Cont.)	4.44" Length	Right	ES2082R	1

DIVCO-UML31

FRONT SUSPENSION				
Year	Model/Application	Part	P/C Qty	Figure
King Bolt Set				
1954-1950	1.109" Pin Diameter, 6.812" Length, (Contains Metal Bushing)		8336B	1
STEERING				
Year	Model/Application	Part	P/C Qty	Figure
Tie Rod End				
1954-1950	4.44" Length	Left	ES2083L	1
	4.44" Length	Right	ES2082R	1

DIVCO-UML33

FRONT SUSPENSION				
Year	Model/Application	Part	P/C Qty	Figure
King Bolt Set				
1954-1950	1.109" Pin Diameter, 6.812" Length, (Contains Metal Bushing)		8336B	1
STEERING				
Year	Model/Application	Part	P/C Qty	Figure
Tie Rod End				
1954-1950	4.44" Length	Left	ES2083L	1
	4.44" Length	Right	ES2082R	1

DIVCO-UML34

FRONT SUSPENSION				
Year	Model/Application	Part	P/C Qty	Figure
King Bolt Set				
1954-1950	1.109" Pin Diameter, 6.812" Length, (Contains Metal Bushing)		8336B	1
STEERING				
Year	Model/Application	Part	P/C Qty	Figure
Tie Rod End				
1954-1950	4.44" Length	Left	ES2083L	1
	4.44" Length	Right	ES2082R	1

DIVCO-UML36

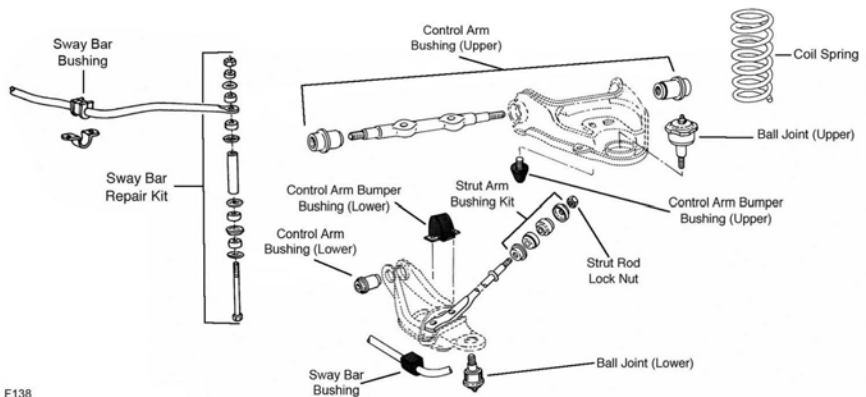
FRONT SUSPENSION				
Year	Model/Application	Part	P/C Qty	Figure
King Bolt Set				
1954-1950	1.109" Pin Diameter, 6.812" Length, (Contains Metal Bushing)		8336B	1
STEERING				
Year	Model/Application	Part	P/C Qty	Figure
Tie Rod End				
1954-1950	4.44" Length	Left	ES2083L	1
	4.44" Length	Right	ES2082R	1

FRONT SUSPENSION				
Year	Model/Application	Part	P/C Qty	Figure
King Bolt Set				
1954-1950	1.109" Pin Diameter, 6.812" Length, (Contains Metal Bushing)	8336B	1	
STEERING				
Year	Model/Application	Part	P/C Qty	Figure
Tie Rod End				
1954-1950	4.44" Length	Left ES2083L	1	
	4.44" Length	Right ES2082R	1	

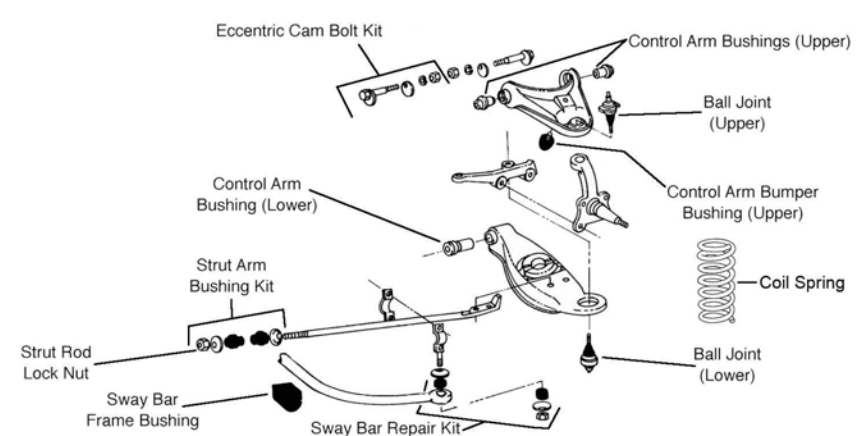
100, 150 Series - 1/2 Ton-DODGE TRUCK

FRONT SUSPENSION

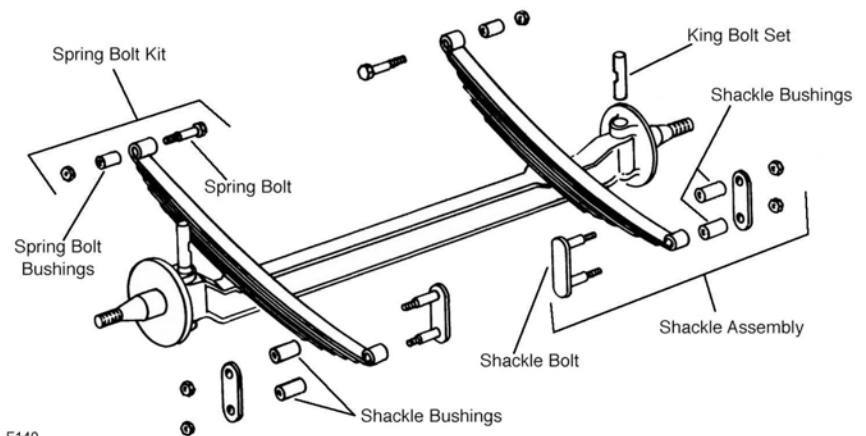
F138



F139

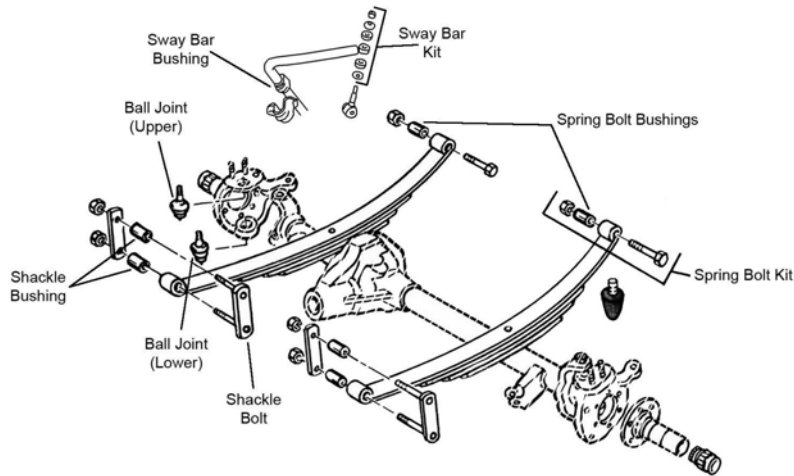


F140



DODGE TRUCK-100, 150 Series - 1/2 Ton (Cont.)

FRONT SUSPENSION (Cont.)



F501

Year	Model/Application	Part	P/C Qty	Figure
A100				
Ball Joint				
1964	(Powdered Metal Gusher Brg. For Better Lubrication) (Powdered Metal Gusher Brg. For Better Lubrication) (Powdered Metal Gusher Brg. For Better Lubrication)	Upper Left Lower Right Lower	K772 ‡ K783 ‡ K781 ‡	2 1 1
Control Arm Bushing				
1964	(Contains Front And Rear Bushings)	Upper Lower	K408 K791	1 2
King Bolt Set				
1970-1969	2500 Lb Axle, .8730" X 5.375", (Contains Metal Bushing)		8453B	1 F140
1970-1964	.8730" X 5.375", (Contains Nylon Bushing)		8453N	1 F140
1970-1963	2200 Lb Axle, .8725" X 5.375", (Contains Metal Bushing)		8508B	1 F140
1968-1963	2500 And 2800 Lb Axle, .8730" X 5.375", (Contains Metal Bushing)		8453B	1 F140
B-2-B				
King Bolt Set				
1950	Thru Chassis Serial Number 82182126 Detroit Build And Thru 85033825 San Leandro Built, 2500 And 2800 Lb Axle, .8730" X 5.375", (Contains Metal Bushing)		8453B	1 F140
B-3-B				
King Bolt Set				
1952-1951	2500 And 2800 Lb Axle, .8730" X 5.375", (Contains Metal Bushing)		8453B	1 F140
B-4-B				
King Bolt Set				
1953	2500 And 2800 Lb Axle, .8730" X 5.375", (Contains Metal Bushing)		8453B	1 F140
C-1-B				
King Bolt Set				
1955-1954	2500 And 2800 Lb Axle, .8730" X 5.375", (Contains Metal Bushing)		8453B	1 F140
C-3-B				
King Bolt Set				
1955	2500 And 2800 Lb Axle, .8730" X 5.375", (Contains Metal Bushing)		8453B	1 F140
C-4-B				
King Bolt Set				
1956	2500 And 2800 Lb Axle, .8730" X 5.375", (Contains Metal Bushing)		8453B	1 F140
P100				
King Bolt Repair Kit				
1964-1962	Dana 60 Axle, (Contains Bushing, Gasket And Oil Seal, Use With Eccentric Camber Adjusting King Pin)	Upper	K6652 ‡	2
King Bolt Set				
1965-1963	2200 Lb Axle, .8725" X 5.375", (Contains Metal Bushing)		8508B	1 F140
1965-1962	2500 And 2800 Lb Axle, .8730" X 5.375", (Contains Metal Bushing)		8453B	1 F140
Leaf Spring Bushing				
1968	1" Outside Diameter X 1/2" Inside Diameter	Front	SB266	2

(Cont.) 100, 150 Series - 1/2 Ton-DODGE TRUCK

FRONT SUSPENSION (Cont.)

Year	Model/Application	Part	P/C Qty	Figure
P100				
Leaf Spring Bushing				
1968 (Cont.)	1" Outside Diameter X 1/2" Inside Diameter	Rear	SB266	2
Power Ram W150				
Ball Joint				
1990-1977	(Powdered Metal Gusher Brg. For Better Lubrication)	Upper	K8194T ‡	2
	(Powdered Metal Gusher Brg. For Better Lubrication)	Lower	K8195T ‡	2
Ball Joint Bushing Extractor and Installer				
1990-1977	Four Wheel Drive (4X4)		T40207	1
Leaf Spring Bolt				
1990-1977	1/2" Bolt Diameter	Front	K150193	2
Leaf Spring Bushing				
1990-1977	1" Outside Diameter X 1/2" Inside Diameter	Front	SB266	2
Leaf Spring Shackle Bushing				
1990-1977	1" Outside Diameter X 1/2" Inside Diameter	Lower	SB266	2
Sway Bar Repair Kit				
1990-1977	(Bushing Only)		K7081	2
Ram D100				
Ball Joint				
1989-1986	Except Threaded Ball Joint Housing, (Powdered Metal Gusher Brg. For Better Lubrication)	Lower	K7025 ‡	2
1989-1983	(Powdered Metal Gusher Brg. For Better Lubrication)	Upper	K778 ‡	2
	(Threaded Type, Powdered Metal Gusher Brg. For Better Lubrication)	Lower	K727 ‡	2
1980-1970	(Powdered Metal Gusher Brg. For Better Lubrication)	Upper	K778 ‡	2
	(Threaded Type, Powdered Metal Gusher Brg. For Better Lubrication)	Lower	K727 ‡	2
1979-1972	Except Threaded Ball Joint Housing, (Powdered Metal Gusher Brg. For Better Lubrication)	Lower	K7025 ‡	2
Control Arm Bumper Bushing				
1989-1986		Upper	K7293	2
1979-1972		Upper	K7293	2
Control Arm Bushing				
1989-1983	(Eccentric Bushing, Provides Additional Positive(+) Camber Adjustment, High Quality Elastomer For Durability And Performance)	Upper	K7104 ‡	2
		Lower	K7077	2
1980-1972	(Eccentric Bushing, Provides Additional Positive(+) Camber Adjustment, High Quality Elastomer For Durability And Performance)	Upper	K7104 ‡	2
		Lower	K7077	2
Control Arm Bushing Set				
1989-1986	(Contains Front And Rear Bushings)	Upper	K7189 ‡	1
	(Contains Front And Rear Bushings, Standard Design)	Upper	K7006	2
1979-1972	(Contains Front And Rear Bushings)	Upper	K7189 ‡	1
	(Contains Front And Rear Bushings, Standard Design)	Upper	K7006	2
King Bolt Set				
1972-1969	2500 Lb Axle, .8730" X 5.375", (Contains Metal Bushing)		8453B	1
1971-1970	.8730" X 5.375", (Contains Nylon Bushing)		8453N	1
1970-1963	2200 Lb Axle, .8725" X 5.375", (Contains Metal Bushing)		8508B	1
1968-1963	2500 And 2800 Lb Axle, .8730" X 5.375", (Contains Metal Bushing)		8453B	1
1968-1960	.8730" X 5.375", (Contains Nylon Bushing)		8453N	1
1962-1960	2500 Lb Axle, .8730" X 5.375", (Contains Metal Bushing)		8453B	1
1959-1957	Except 4000 Lb Axle, .8730" X 5.375", (Contains Metal Bushing)		8453B	1
Leaf Spring Bushing				
1971-1961		Front	SB266	2
Leaf Spring Shackle Bushing				
1971-1961		Rear	SB266	2
Radius Arm Hardware Kit				
1979-1972	(10 Per Package, Self Locking Nut)		K4006	1
Strut Rod Bushing Kit				
1979-1972	(Improved Design)		K7079	1
Sway Bar Bushing				
1989-1983		To Frame	K7096	1
1980-1972		To Frame	K7096	1

DODGE TRUCK-100, 150 Series - 1/2 Ton (Cont.)

FRONT SUSPENSION (Cont.)

Year	Model/Application	Part	P/C Qty	Figure
Ram D100				
Sway Bar Repair Kit				
1989-1983	(Bushing Only)	K7081	2	F139
1980-1973	(Bushing Only)	K7081	2	F139
1972	(Includes Polyurethane Bushings And Solid Metal Sleeve For Enhanced Performance. Barrel Nut Allows For Easier Installation.)	K700527 ‡	2	F139
Ram D150				
Ball Joint				
1990-1977	Except Threaded Ball Joint Housing, (Powdered Metal Gusher Brg. For Better Lubrication)	Lower K7025 ‡	2	F139
1990-1974	(Powdered Metal Gusher Brg. For Better Lubrication) (Threaded Type, Powdered Metal Gusher Brg. For Better Lubrication)	Upper K778 ‡ Lower K727 ‡	2 2	F139 F139
Control Arm Bumper Bushing				
1990-1977		Upper K7293	2	F139
Control Arm Bushing				
1990-1974	(Optional, Eccentric Bushing, Provides Additional Positive(+) Camber Adjustment, High Quality Elastomer For Durability And Performance)	Upper K7104 ‡ Lower K7077	2 2	F139 F139
Control Arm Bushing Set				
1990-1977	(Contains Front And Rear Bushings) (Contains Front And Rear Bushings, Standard Design)	Upper K7189 ‡ Upper K7006	1 2	F139 F139
Radius Arm Hardware Kit				
1990-1977	(10 Per Package, Self Locking Nut)	K4006	1	F139
Strut Rod Bushing Kit				
1990-1977	(Improved Design)	K7079	1	F139
Sway Bar Bushing				
1990-1974		To Frame K7096	1	F139
Sway Bar Repair Kit				
1990-1974	(Bushing Only)	K7081	2	F139
Ram Van B100				
Ball Joint				
1980-1979	(Powdered Metal Gusher Brg. For Better Lubrication) (Threaded Type, Powdered Metal Gusher Brg. For Better Lubrication) Except Threaded Ball Joint Housing, (Powdered Metal Gusher Brg. For Better Lubrication)	Upper K778 ‡ Lower K727 ‡ Lower K7025 ‡	2 2 2	F138 F138 F138
1978-1971	(Powdered Metal Gusher Brg. For Better Lubrication) (Threaded Type, Powdered Metal Gusher Brg. For Better Lubrication) Except Threaded Ball Joint Housing, (Powdered Metal Gusher Brg. For Better Lubrication)	Upper K778 ‡ Lower K727 ‡ Lower K7025 ‡	2 2 2	F139 F139 F139
Control Arm Bumper Bushing				
1980-1979		Upper K7293	2	F138
1978-1972	(Design Allows Ease Of Installation)	Lower K200982 ‡	2	F139
Control Arm Bushing				
1980-1979	(Contains Front And Rear Bushings)	Upper K7118 Lower K7117	2 2	F138 F138
1978-1972	(Optional, Eccentric Bushing, Provides Additional Positive(+) Camber Adjustment, High Quality Elastomer For Durability And Performance)	Upper K7104 ‡	2	F139
1978-1971		Lower K7077	2	F139
Control Arm Bushing Set				
1978-1971	(Contains Front And Rear Bushings) (Contains Front And Rear Bushings, Standard Design)	Upper K7189 ‡ Upper K7006	1 2	F139 F139
Control Arm with Ball Joint				
1980-1979	(Contains Bushings) (R-Series) (Contains Bushings) (R-Series) (Contains Bushing, Powdered Metal Gusher Brg. For Better Lubrication) (R-Series) (Contains Bushing, Powdered Metal Gusher Brg. For Better Lubrication) (R-Series)	Left Upper CK620315 ‡ Left Upper RK620315 Right Upper CK620316 ‡ Right Upper RK620316 Left Lower CK620243 ‡ Left Lower RK620243 Right Lower CK620242 ‡ Right Lower RK620242	1 1 1 1 1 1 1 1	F138 F138 F138 F138 F138 F138 F138 F138
Radius Arm Hardware Kit				
1980-1979	(10 Per Package, Self Locking Nut)	K4006	1	F138
1978-1971	(10 Per Package, Self Locking Nut)	K4006	1	F139
Strut Rod Bushing Kit				
1980-1979	(Improved Design)	K7090	1	F138

(Cont.) 100, 150 Series - 1/2 Ton-DODGE TRUCK

FRONT SUSPENSION (Cont.)

Year	Model/Application	Part	P/C Qty	Figure	
Ram Van B100					
Strut Rod Bushing Kit					
1977-1976	(Improved Design)	K7083	1	F139	
1975-1972	(Improved Design)	K7089	1	F139	
1971	Warren Michigan Assembly Plant, From Serial Number 1-V323352, (Improved Design)	K7089	1	F139	
Sway Bar Bushing					
1980-1979	To Frame	K7096	1	F138	
Sway Bar Repair Kit					
1980-1979	(Includes Polyurethane Bushings And Solid Metal Sleeve For Enhanced Performance. Barrel Nut Allows For Easier Installation.) (Standard Design)	K700531 ‡ K8097	2 2	F138 F138	
Ram Van B150					
Ball Joint					
1990-1981	(Powdered Metal Gusher Brg. For Better Lubrication) (Threaded Type, Powdered Metal Gusher Brg. For Better Lubrication) Except Threaded Ball Joint Housing, (Powdered Metal Gusher Brg. For Better Lubrication)	Upper Lower Lower	K778 ‡ K727 ‡ K7025 ‡	2 2 2	F138 F138 F138
Control Arm Bumper Bushing					
1990-1981		Upper	K7293	2	F138
Control Arm Bushing					
1990-1981	(Contains Front And Rear Bushings)	Upper Lower	K7118 K7117	2 2	F138 F138
Control Arm with Ball Joint					
1990-1981	(Contains Bushings) (R-Series) (Contains Bushings) (R-Series) (Contains Bushing, Powdered Metal Gusher Brg. For Better Lubrication) (R-Series) (Contains Bushing, Powdered Metal Gusher Brg. For Better Lubrication) (R-Series)	Left Upper Left Upper Right Upper Right Upper Left Lower Left Lower Right Lower Right Lower	CK620315 ‡ RK620315 CK620316 ‡ RK620316 CK620243 ‡ RK620243 CK620242 ‡ RK620242	1 1 1 1 1 1 1 1	F138 F138 F138 F138 F138 F138 F138 F138
Radius Arm Hardware Kit					
1990-1981	(10 Per Package, Self Locking Nut)		K4006	1	F138
Strut Rod Bushing Kit					
1990-1981	(Improved Design)		K7090	1	F138
Sway Bar Bushing					
1990-1981	To Frame	K7096	1	F138	
Sway Bar Repair Kit					
1990-1981	(Includes Polyurethane Bushings And Solid Metal Sleeve For Enhanced Performance. Barrel Nut Allows For Easier Installation.) (Standard Design)		K700531 ‡ K8097	2 2	F138 F138
Ram W100					
Ball Joint					
1989-1984	(Powdered Metal Gusher Brg. For Better Lubrication) (Powdered Metal Gusher Brg. For Better Lubrication)	Upper Lower	K8194T ‡ K8195T ‡	2 2	F501 F501
1977-1972	(Powdered Metal Gusher Brg. For Better Lubrication) (Powdered Metal Gusher Brg. For Better Lubrication)	Upper Lower	K8194T ‡ K8195T ‡	2 2	F501 F501
Ball Joint Bushing Extractor and Installer					
1989-1984	Four Wheel Drive (4X4)		T40207	1	
1977-1972	Four Wheel Drive (4X4)		T40207	1	
Leaf Spring Bolt					
1989-1984	1/2" Bolt Diameter	Front	K150193	2	F501
1977-1961	1/2" Bolt Diameter	Front	K150193	2	F501
Leaf Spring Bushing					
1989-1984	1" Outside Diameter X 1/2" Inside Diameter	Front	SB266	2	F501
1977-1961	1" Outside Diameter X 1/2" Inside Diameter	Front	SB266	2	F501
1958-1957		Front	K200992	1	F501
Leaf Spring Shackle Bushing					
1989-1984	1" Outside Diameter X 1/2" Inside Diameter	Lower	SB266	2	F501
1977-1969	1" Outside Diameter X 1/2" Inside Diameter	Lower	SB266	2	F501
1968-1961	1" Outside Diameter X 1/2" Inside Diameter		SB266	2	F501

DODGE TRUCK-100, 150 Series - 1/2 Ton (Cont.)

FRONT SUSPENSION (Cont.)

Year	Model/Application	Part	P/C Qty	Figure	
Ram W100					
Sway Bar Repair Kit					
1989-1984	(Bushing Only)	K7081	2	F501	
1977-1972	(Bushing Only)	K7081	2	F501	
Ram Wagon B100					
Ball Joint					
1980-1972	(Powdered Metal Gusher Brg. For Better Lubrication)	Upper	K778 ‡	2	F138, F139
	(Threaded Type, Powdered Metal Gusher Brg. For Better Lubrication)	Lower	K727 ‡	2	F138, F139
	Except Threaded Ball Joint Housing, (Powdered Metal Gusher Brg. For Better Lubrication)	Lower	K7025 ‡	2	F138, F139
1971	(Powdered Metal Gusher Brg. For Better Lubrication)	Upper	K778 ‡	2	F139
	(Threaded Type, Powdered Metal Gusher Brg. For Better Lubrication)	Lower	K727 ‡	2	F139
	Except Threaded Ball Joint Housing, (Powdered Metal Gusher Brg. For Better Lubrication)	Lower	K7025 ‡	2	F139
Control Arm Bumper Bushing					
1980-1979		Upper	K7293	2	F138
1978-1971	(Design Allows Ease Of Installation)	Lower	K200982 ‡	2	F139
Control Arm Bushing					
1980-1979	(Contains Front And Rear Bushings)	Upper	K7118	2	F138
		Lower	K7117	2	F138
1978-1971	(Optional, Eccentric Bushing, Provides Additional Positive(+) Camber Adjustment, High Quality Elastomer For Durability And Performance)	Upper	K7104 ‡	2	F139
		Lower	K7077	2	F139
Control Arm Bushing Set					
1978-1971	(Contains Front And Rear Bushings) (Contains Front And Rear Bushings, Standard Design)	Upper	K7189 ‡	1	F139
		Upper	K7006	2	F138, F139
Control Arm with Ball Joint					
1980-1979	(Contains Bushings) (R-Series) (Contains Bushings) (R-Series) (Contains Bushing, Powdered Metal Gusher Brg. For Better Lubrication) (R-Series) (Contains Bushing, Powdered Metal Gusher Brg. For Better Lubrication) (R-Series)	Left Upper	CK620315 ‡	1	F138
		Left Upper	RK620315	1	F138
		Right Upper	CK620316 ‡	1	F138
		Right Upper	RK620316	1	F138
		Left Lower	CK620243 ‡	1	F138
		Left Lower	RK620243	1	F138
		Right Lower	CK620242 ‡	1	F138
		Right Lower	RK620242	1	F138
Radius Arm Hardware Kit					
1980-1979	(10 Per Package, Self Locking Nut)		K4006	1	F138
1978-1971	(10 Per Package, Self Locking Nut)		K4006	1	F139
Strut Rod Bushing Kit					
1980-1979	(Improved Design)		K7090	1	F138
1977-1976	(Improved Design)		K7083	1	F138
1975-1972	(Improved Design)		K7089	1	F139
1971	Warren Michigan Assembly Plant, From Serial Number 1-V323352, (Improved Design)		K7089	1	F139
Sway Bar Bushing					
1979		To Frame	K7096	1	F138
Sway Bar Repair Kit					
1980-1979	(Includes Polyurethane Bushings And Solid Metal Sleeve For Enhanced Performance. Barrel Nut Allows For Easier Installation.) (Standard Design)		K700531 ‡	2	F138
			K8097	2	F138
Ram Wagon B150					
Ball Joint					
1990-1983	(Powdered Metal Gusher Brg. For Better Lubrication) (Threaded Type, Powdered Metal Gusher Brg. For Better Lubrication) Except Threaded Ball Joint Housing, (Powdered Metal Gusher Brg. For Better Lubrication)	Upper	K778 ‡	2	F138
		Lower	K727 ‡	2	F138
		Lower	K7025 ‡	2	F138
Control Arm Bumper Bushing					
1990-1983		Upper	K7293	2	F138
Control Arm Bushing					
1990-1983	(Contains Front And Rear Bushings)	Upper	K7118	2	F138
		Lower	K7117	2	F138
Control Arm with Ball Joint					
1990-1983	(Contains Bushings) (R-Series) (Contains Bushings) (R-Series) (Contains Bushing, Powdered Metal Gusher Brg. For Better Lubrication) (R-Series)	Left Upper	CK620315 ‡	1	F138
		Left Upper	RK620315	1	F138
		Right Upper	CK620316 ‡	1	F138
		Right Upper	RK620316	1	F138
		Left Lower	CK620243 ‡	1	F138
		Left Lower	RK620243	1	F138

(Cont.) 100, 150 Series - 1/2 Ton-DODGE TRUCK

FRONT SUSPENSION (Cont.)

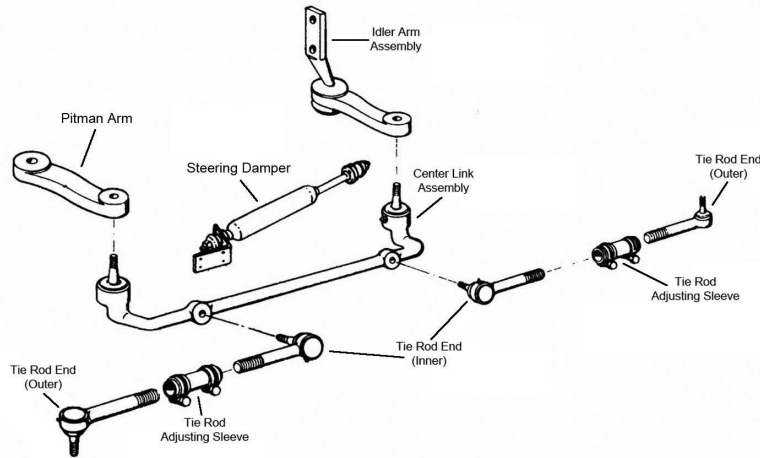
Year	Model/Application	Part	P/C Qty	Figure
Ram Wagon B150				
Control Arm with Ball Joint				
1990-1983 (Cont.)	(Contains Bushing, Powdered Metal Gusher Brg. For Better Lubrication) (R-Series)	Right Lower Right Lower	CK620242 ‡ RK620242	1 1 F138 F138
Radius Arm Hardware Kit				
1990-1983	(10 Per Package, Self Locking Nut)		K4006	1 F138
Strut Rod Bushing Kit				
1989-1983	(Improved Design)		K7090	1 F138
Sway Bar Bushing				
1990-1983		To Frame	K7096	1 F138
Sway Bar Repair Kit				
1990-1983	(Includes Polyurethane Bushings And Solid Metal Sleeve For Enhanced Performance. Barrel Nut Allows For Easier Installation.) (Standard Design)		K700531 ‡ K8097	2 2 F138 F138
Ramcharger				
Ball Joint				
1990-1974	Four Wheel Drive (4X4), (Powdered Metal Gusher Brg. For Better Lubrication) Four Wheel Drive (4X4), (Powdered Metal Gusher Brg. For Better Lubrication) Two Wheel Drive (4x2), (Powdered Metal Gusher Brg. For Better Lubrication) Two Wheel Drive (4x2), (Threaded Type, Powdered Metal Gusher Brg. For Better Lubrication) Two Wheel Drive (4x2), Except Threaded Ball Joint Housing, (Powdered Metal Gusher Brg. For Better Lubrication)	Upper Lower Upper Lower Lower	K8194T ‡ K8195T ‡ K778 ‡ K727 ‡ K7025 ‡	2 2 2 2 2 F501 F501 F139 F139 F139
Ball Joint Bushing Extractor and Installer				
1990-1982	Four Wheel Drive (4X4)		T40207	1
Control Arm Bumper Bushing				
1990-1974	Two Wheel Drive (4x2)	Upper	K7293	2 F139
Control Arm Bushing				
1990-1974	Two Wheel Drive (4x2), (Optional, Eccentric Bushing, Provides Additional Positive(+) Camber Adjustment, High Quality Elastomer For Durability And Performance) Two Wheel Drive (4x2)	Upper Lower	K7104 ‡ K7077	2 2 F139 F139
Control Arm Bushing Set				
1990-1974	Two Wheel Drive (4x2), (Contains Front And Rear Bushings) Two Wheel Drive (4x2), (Contains Front And Rear Bushings, Standard Design)	Upper Upper	K7189 ‡ K7006	1 2 F139 F139
Leaf Spring Bolt				
1990-1974	Four Wheel Drive (4X4), 1/2" Bolt Diameter	Front	K150193	2 F501
Leaf Spring Bushing				
1990-1974	Four Wheel Drive (4X4), 1" Outside Diameter X 1/2" Inside Diameter	Front	SB266	2 F501
Leaf Spring Shackle Bushing				
1990-1974	Four Wheel Drive (4X4), 1" Outside Diameter X 1/2" Inside Diameter	Lower	SB266	2 F501
Radius Arm Hardware Kit				
1990-1974	Two Wheel Drive (4x2), (10 Per Package, Self Locking Nut)		K4006	1 F139
Strut Rod Bushing Kit				
1990-1974	Two Wheel Drive (4x2), (Improved Design)		K7079	1 F139
Sway Bar Bushing				
1990-1974	15/16" Sway Bar Diameter	To Frame	K7096	1 F139, F501
Sway Bar Repair Kit				
1990-1974	(Bushing Only)		K7081	2 F139, F501
Sportsman Wagon B150				
Ball Joint				
1982-1981	(Powdered Metal Gusher Brg. For Better Lubrication) (Threaded Type, Powdered Metal Gusher Brg. For Better Lubrication) Except Threaded Ball Joint Housing, (Powdered Metal Gusher Brg. For Better Lubrication)	Upper Lower Lower	K778 ‡ K727 ‡ K7025 ‡	2 2 2 F138 F138 F138
Control Arm Bumper Bushing				
1982-1981		Upper	K7293	2 F138
Control Arm Bushing				
1982-1981	(Contains Front And Rear Bushings)	Upper Lower	K7118 K7117	2 2 F138 F138
Control Arm with Ball Joint				
1982-1981	(Contains Bushings) (R-Series)	Left Upper Left Upper	CK620315 ‡ RK620315	1 1 F138 F138

DODGE TRUCK-100, 150 Series - 1/2 Ton (Cont.)

FRONT SUSPENSION (Cont.)

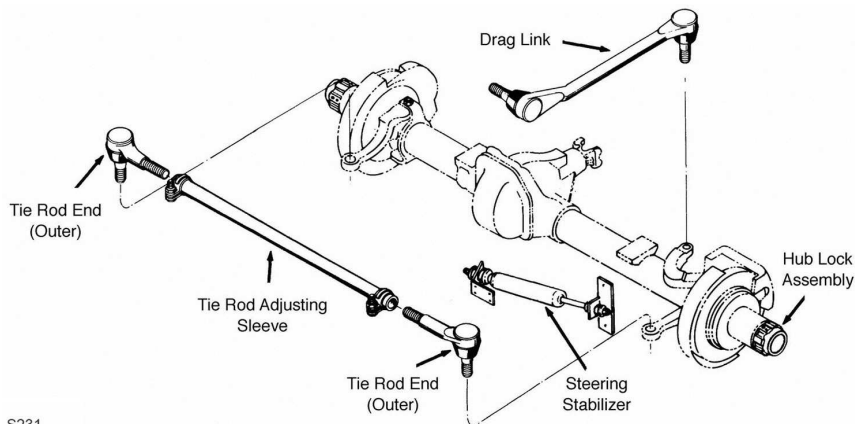
Year	Model/Application	Part	P/C Qty	Figure
Sportsman Wagon B150				
Control Arm with Ball Joint				
1982-1981 (Cont.)	(Contains Bushings)	Right Upper	CK620316 ‡	1 F138
	(R-Series)	Right Upper	RK620316	1 F138
	(Contains Bushing, Powdered Metal Gusher Brg. For Better Lubrication)	Left Lower	CK620243 ‡	1 F138
	(R-Series)	Left Lower	RK620243	1 F138
	(Contains Bushing, Powdered Metal Gusher Brg. For Better Lubrication)	Right Lower	CK620242 ‡	1 F138
	(R-Series)	Right Lower	RK620242	1 F138
Radius Arm Hardware Kit				
1982-1981	(10 Per Package, Self Locking Nut)		K4006	1 F138
Strut Rod Bushing Kit				
1982-1981	(Improved Design)		K7090	1 F138
Sway Bar Bushing				
1981		To Frame	K7096	1 F138
Sway Bar Repair Kit				
1982-1981	(Includes Polyurethane Bushings And Solid Metal Sleeve For Enhanced Performance. Barrel Nut Allows For Easier Installation.)		K700531 ‡	2 F138
	(Standard Design)		K8097	2 F138

STEERING



S230

S230

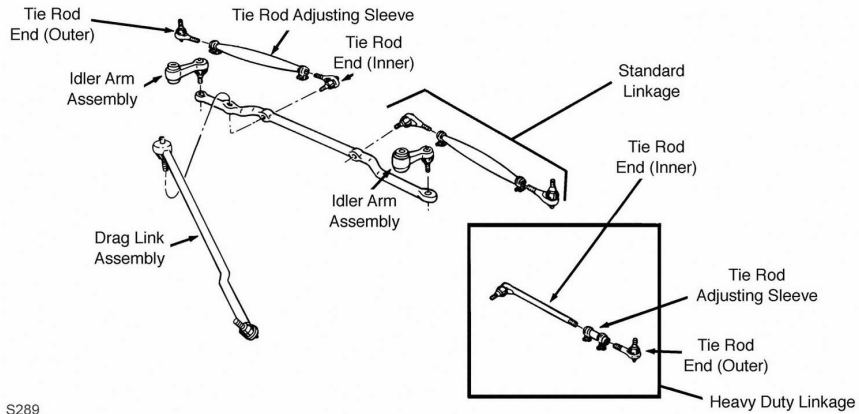


S231

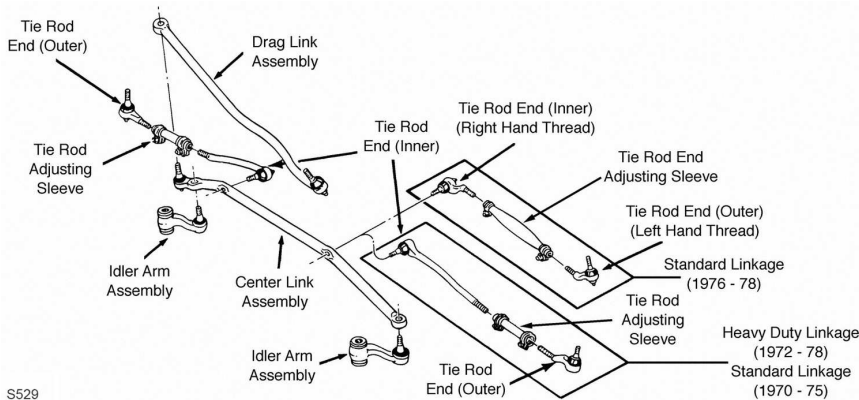
S231

(Cont.) 100, 150 Series - 1/2 Ton-DODGE TRUCK

STEERING (Cont.)



S289



S529

Year	Model/Application	Part	P/C Qty	Figure
A100				
Idler Arm				
1964	(Powdered Metal Gusher Brg. For Better Lubrication)	K779 ‡	1	
Steering Damper Bellows				
1970-1964	I-Beam Front Axle, (Trail Boss)	Front SSD68	1	
Steering Damper Cylinder				
1970-1964	I-Beam Front Axle, (Trail Boss)	Front SSD42	1	
Steering Damper Kit				
1970-1964	I-Beam Front Axle, (Super Trail Boss)	Front SSD99	1	
Tie Rod Adjusting Sleeve				
1964		ES319S	2	
Tie Rod End				
1970-1964	(Powdered Metal Gusher Brg. For Better Lubrication)	Right Outer ES140R ‡	1	
1964	(Powdered Metal Gusher Brg. For Better Lubrication)	Inner ES319L ‡	2	
P100				
Steering Damper Bellows				
1968	Forged I-Beam Axle, (Trail Boss)	SSD68	1	
1964-1962	(Trail Boss)	Front SSD68	1	
Steering Damper Cylinder				
1968	Forged I-Beam Axle, (Trail Boss)	SSD42	1	
1964-1962	(Trail Boss)	Front SSD48	1	
Steering Damper Kit				
1968	Forged I-Beam Axle, (Super Trail Boss)	SSD99	1	
Power Ram W150				
Drag Link Assembly				
1990-1978	(Greaseable Socket Reduces Corrosion/Wear)	DS914 ‡	1	S231

DODGE TRUCK-100, 150 Series - 1/2 Ton (Cont.)

STEERING (Cont.)

Year	Model/Application	Part	P/C Qty	Figure
Power Ram W150				
Steering Damper Bellows				
1990-1977	(Super Trail Boss) (Trail Boss)	Front Front	SSD90 SSD68	1 1 S231 S231
Steering Damper Cylinder				
1990-1977	(Super Trail Boss) (Trail Boss)	Front Front	SSD82 SSD48	1 1 S231 S231
Steering Damper Kit				
1990-1977	(Super Trail Boss) (Trail Boss)	Front Front	SSD92 SSD13	1 1 S231 S231
Tie Rod Adjusting Sleeve				
1985-1977	3500 Lb Drive Axle		DS1410S	2 S231
Tie Rod End				
1990-1986	3500 Lb Drive Axle, (Left Hand Threads, Powdered Metal Gusher Brg. For Better Lubrication)	Outer	ES2848LT ‡	1 S231
	3500 Lb Drive Axle, (Right Hand Threads, Powdered Metal Gusher Brg. For Better Lubrication)	Outer	ES2847RT ‡	1 S231
1985-1977	3500 Lb Drive Axle, 3/4" - 12 Coarse Threads, (Powdered Metal Gusher Brg. For Better Lubrication)	Right Outer	ES393R ‡	1 S231
	3500 Lb Drive Axle, 3/4" - 18 Fine Threads, (Powdered Metal Gusher Brg. For Better Lubrication)	Left Outer	ES394R ‡	1 S231
Ram D100				
Center Link				
1989-1988	239(3.9L), (Powdered Metal Gusher Brg. For Better Lubrication)		DS804 ‡	1 S230
1989-1986	318(5.2L), (Powdered Metal Gusher Brg. For Better Lubrication)		DS804 ‡	1 S230
1988-1983	360(5.9L), (Powdered Metal Gusher Brg. For Better Lubrication)		DS804 ‡	1 S230
1987-1984	225(3.7L), (Powdered Metal Gusher Brg. For Better Lubrication)		DS804 ‡	1 S230
1980	225(3.7L), (Powdered Metal Gusher Brg. For Better Lubrication)		DS804 ‡	1 S230
1979	(Powdered Metal Gusher Brg. For Better Lubrication)		DS804 ‡	1 S230
1978-1972	(Powdered Metal Gusher Brg. For Better Lubrication)		DS805 ‡	1 S230
Drag Link Assembly				
1972-1969	Manual Steering		DS798	1
1968-1961	Manual Steering		DS653	1
1960-1957	Power Steering, .688" - 18 Threads, 3.410" Length, (Drag Link End, Includes Sunloy-Coated Metal Bearing To Combine Durability With Smooth Stud Swing)		ES158R ‡	1
Idler Arm				
1989-1983	(Powdered Metal Gusher Brg. For Better Lubrication)		K7055 ‡	1 S230
1980-1972	(Powdered Metal Gusher Brg. For Better Lubrication)		K7055 ‡	1 S230
Steering Damper Bellows				
1979-1975	Short/Long Arm Front Suspension, (Trail Boss)	Front	SSD68	1 S230
1974-1972	Coil Spring Suspension, Short/Long Arm Front Suspension, (Trail Boss)	Front	SSD68	1 S230
1971-1960	Straight Axle, (Trail Boss)	Front	SSD68	1
Steering Damper Cylinder				
1979-1972	Coil Spring Suspension, Short/Long Arm Front Suspension, (Trail Boss)	Front	SSD42	1 S230
1971-1960	I-Beam Front Axle, (Trail Boss)	Front	SSD42	1
Steering Damper Kit				
1979-1978	225(3.7L), (Trail Boss)	Front	SSD10	1 S230
	318(5.2L), (Trail Boss)	Front	SSD10	1 S230
	360(5.9L), (Trail Boss)	Front	SSD10	1 S230
	400(6.6L), (Trail Boss)	Front	SSD10	1 S230
1978	440(7.2L), (Trail Boss)	Front	SSD10	1 S230
1977-1975	Short/Long Arm Front Suspension, (Trail Boss)	Front	SSD10	1 S230
1974-1972	Coil Spring Suspension, Short/Long Arm Front Suspension, (Trail Boss)	Front	SSD10	1 S230
1971-1960	I-Beam Front Axle, (Super Trail Boss)	Front	SSD99	1
Tie Rod Adjusting Sleeve				
1989-1988	239(3.9L)		ES2146S	2 S230
1989-1986	318(5.2L)		ES2146S	2 S230
1988-1983	360(5.9L)		ES2146S	2 S230
1987-1984	225(3.7L)		ES2146S	2 S230
1980-1979	225(3.7L)		ES2146S	2 S230
1979	318(5.2L)		ES2146S	2 S230
1978-1972	3000 Lb Axle		ES2004S	2 S230

(Cont.) 100, 150 Series - 1/2 Ton-DODGE TRUCK

STEERING (Cont.)

Year	Model/Application	Part	P/C Qty	Figure
Ram D100				
Tie Rod End				
1989-1983	May Have Inner And Outer Tie Rod Ends Reversed, Check Threads, (Left Hand Threads, Powdered Metal Gusher Brg. For Better Lubrication)	Outer ES2121L ‡	2	S230
	May Have Inner And Outer Tie Rod Ends Reversed, Check Threads, (Right Hand Threads, Powdered Metal Gusher Brg. For Better Lubrication)	Inner ES2120R ‡	2	S230
1980-1979	May Have Inner And Outer Tie Rod Ends Reversed, Check Threads, (Left Hand Threads, Powdered Metal Gusher Brg. For Better Lubrication)	Outer ES2121L ‡	2	S230
	May Have Inner And Outer Tie Rod Ends Reversed, Check Threads, (Right Hand Threads, Powdered Metal Gusher Brg. For Better Lubrication)	Inner ES2120R ‡	2	S230
1978-1972	(Left Hand Threads, Powdered Metal Gusher Brg. For Better Lubrication)	Outer ES428L ‡	2	S230
	(Right Hand Threads, Powdered Metal Gusher Brg. For Better Lubrication)	Inner ES428R ‡	2	S230
1971-1969	(Powdered Metal Gusher Brg. For Better Lubrication)	Left Outer ES355RL ‡	1	
	(Powdered Metal Gusher Brg. For Better Lubrication)	Right Outer ES352R ‡	1	
1968-1961	(Powdered Metal Gusher Brg. For Better Lubrication)	Right Outer ES140R ‡	1	
1960-1957	.688" - 18 Threads, 3.410" Length, (Includes Sunoloy-Coated Metal Bearing To Combine Durability With Smooth Stud Swing)	Left Outer ES158L ‡	1	
	.688" - 18 Threads, 3.410" Length, (Includes Sunoloy-Coated Metal Bearing To Combine Durability With Smooth Stud Swing)	Right Outer ES158R ‡	1	
1959-1957	.688" - 18 Threads, 3.410" Length, (Includes Sunoloy-Coated Metal Bearing To Combine Durability With Smooth Stud Swing)	Left Inner ES158R ‡	1	
Ram D150				
Center Link				
1990-1988	239(3.9L), (Powdered Metal Gusher Brg. For Better Lubrication)	DS804 ‡	1	S230
1990-1984	360(5.9L), (Powdered Metal Gusher Brg. For Better Lubrication)	DS804 ‡	1	S230
1990-1979	318(5.2L), (Powdered Metal Gusher Brg. For Better Lubrication)	DS804 ‡	1	S230
1987-1979	225(3.7L), (Powdered Metal Gusher Brg. For Better Lubrication)	DS804 ‡	1	S230
1982-1979	360(5.9L), (Powdered Metal Gusher Brg. For Better Lubrication)	DS804 ‡	1	S230
1978-1974	(Powdered Metal Gusher Brg. For Better Lubrication)	DS805 ‡	1	S230
Idler Arm				
1990-1974	(Powdered Metal Gusher Brg. For Better Lubrication)	K7055 ‡	1	S230
Steering Damper Bellows				
1987-1977	Short/Long Arm Front Suspension, (Trail Boss)	Front SSD68	1	S230
Steering Damper Cylinder				
1990	(Trail Boss)	Front SSD42	1	S230
1987-1977	Coil Spring Suspension, Short/Long Arm Front Suspension, (Trail Boss)	Front SSD42	1	S230
Steering Damper Kit				
1990	(Trail Boss)	Front SSD10	1	S230
1987-1981	Short/Long Arm Front Suspension, (Trail Boss)	Front SSD10	1	S230
1980-1978	225(3.7L), (Trail Boss)	Front SSD10	1	S230
	318(5.2L), (Trail Boss)	Front SSD10	1	S230
	360(5.9L), (Trail Boss)	Front SSD10	1	S230
1978	400(6.6L), (Trail Boss)	Front SSD10	1	S230
	440(7.2L), (Trail Boss)	Front SSD10	1	S230
1977	Short/Long Arm Front Suspension, (Trail Boss)	Front SSD10	1	S230
Tie Rod Adjusting Sleeve				
1990-1988	239(3.9L)	ES2146S	2	S230
1990-1984	360(5.9L)	ES2146S	2	S230
1990-1979	318(5.2L)	ES2146S	2	S230
1987-1979	225(3.7L)	ES2146S	2	S230
1982-1979	360(5.9L)	ES2146S	2	S230
1978-1974	3000 Lb Axle	ES2004S	2	S230
Tie Rod End				
1990-1979	May Have Inner And Outer Tie Rod Ends Reversed, Check Threads, (Left Hand Threads, Powdered Metal Gusher Brg. For Better Lubrication)	Outer ES2121L ‡	2	S230
	May Have Inner And Outer Tie Rod Ends Reversed, Check Threads, (Right Hand Threads, Powdered Metal Gusher Brg. For Better Lubrication)	Inner ES2120R ‡	2	S230
1978-1974	(Left Hand Threads, Powdered Metal Gusher Brg. For Better Lubrication)	Outer ES428L ‡	2	S230
	(Right Hand Threads, Powdered Metal Gusher Brg. For Better Lubrication)	Inner ES428R ‡	2	S230
Ram Van B100				
Center Link				
1978-1971	(Powdered Metal Gusher Brg. For Better Lubrication)	DS788 ‡	1	S529

DODGE TRUCK-100, 150 Series - 1/2 Ton (Cont.)

STEERING (Cont.)

Year	Model/Application	Part	P/C Qty	Figure
Ram Van B100				
Drag Link Assembly				
1980-1979	(Complete Three Piece Assembly, Powdered Metal Gusher Brg. For Better Lubrication)	DS1000 ‡	1	S289
1978-1971	(Powdered Metal Gusher Brg. For Better Lubrication)	DS789 ‡	1	S529
Idler Arm				
1980-1979	(Powdered Metal Gusher Brg. For Better Lubrication)	K7106 ‡	2	S289
Idler Arm Bushing Kit				
1978-1971	(For OE Design Idler Arm Only)	K7046	1	S529
Steering Damper Bellows				
1980-1971	(Trail Boss) Front	SSD68	1	
Steering Damper Cylinder				
1980-1979	(Super Trail Boss) Front	SSD82	1	
1978-1971	(Trail Boss) Front	SSD42	1	
Steering Damper Kit				
1980-1979	(Trail Boss) Front	SSD44	1	
1978-1971	(Trail Boss) Front	SSD21	1	
Tie Rod Adjusting Sleeve				
1980-1979	14.34" Length	DS1038S	2	S289
1975-1971		ES638S	2	S529
Tie Rod End				
1980-1979	May Have Inner And Outer Tie Rod Ends Reversed, Check Threads, (Left Hand Threads, Powdered Metal Gusher Brg. For Better Lubrication)	Outer ES2121L ‡	2	S289
		Inner ES2120R ‡	2	S289
1978-1976	(Left Hand Threads, Powdered Metal Gusher Brg. For Better Lubrication) (Right Hand Threads, Powdered Metal Gusher Brg. For Better Lubrication)	ES2076L ‡	2	S529
		ES2075R ‡	2	S529
1975-1971	(Powdered Metal Gusher Brg. For Better Lubrication) Inner	DS786 ‡	2	S529
Ram Van B150				
Drag Link Assembly				
1990-1981	(Complete Three Piece Assembly, Powdered Metal Gusher Brg. For Better Lubrication)	DS1000 ‡	1	S289
Idler Arm				
1990-1981	(Powdered Metal Gusher Brg. For Better Lubrication)	K7106 ‡	2	S289
Steering Damper Bellows				
1990-1981	(Trail Boss) Front	SSD68	1	
Steering Damper Cylinder				
1990-1981	(Super Trail Boss) Front	SSD82	1	
Steering Damper Kit				
1990-1981	(Trail Boss) Front	SSD44	1	
Tie Rod Adjusting Sleeve				
1990-1981	14.34" Length	DS1038S	2	S289
Tie Rod End				
1990-1981	May Have Inner And Outer Tie Rod Ends Reversed, Check Threads, (Left Hand Threads, Powdered Metal Gusher Brg. For Better Lubrication)	Outer ES2121L ‡	2	S289
		Inner ES2120R ‡	2	S289
Ram W100				
Drag Link Assembly				
1989-1984	(Greaseable Socket Reduces Corrosion/Wear)	DS914 ‡	1	S231
1974-1972		DS866	1	S231
1965-1957	Power Steering, .688" - 18 Threads, 3.410" Length, (Drag Link End, Includes Sunloy-Coated Metal Bearing To Combine Durability With Smooth Stud Swing)	ES158R ‡	1	
Steering Damper Bellows				
1989-1986	(Super Trail Boss) (Trail Boss)	Front SSD90	1	S231
		Front SSD68	1	S231
1977-1969	(Trail Boss) Except Dana 60 Axle, Except 3-1/2" Outside Diameter Steering Damper, (Super Trail Boss)	Front SSD68	1	S231
		Front SSD90	1	S231
1968-1960	(Trail Boss) Except Dana 60 Axle, Except 3-1/2" Outside Diameter Steering Damper, (Super Trail Boss)	Front SSD68	1	
		Front SSD90	1	
Steering Damper Cylinder				
1989-1986	(Super Trail Boss) Front	SSD82	1	S231

(Cont.) 100, 150 Series - 1/2 Ton-DODGE TRUCK

STEERING (Cont.)

Year	Model/Application	Part	P/C Qty	Figure
Ram W100				
Steering Damper Cylinder				
1989-1986 (Cont.)	(Trail Boss)	Front	SSD48	1 S231
1977-1969	(Super Trail Boss) (Trail Boss)	Front	SSD82	1 S231
		Front	SSD48	1 S231
1968-1960	(Super Trail Boss) (Trail Boss)	Front	SSD82	1
		Front	SSD48	1
Steering Damper Kit				
1989-1986	(Super Trail Boss) (Trail Boss)	Front	SSD92	1 S231
		Front	SSD13	1 S231
1977-1972	(Trail Boss)	Front	SSD13	1 S231
1977-1969	(Super Trail Boss)	Front	SSD92	1 S231
1971-1969	Except Dana 60 Axle, Except 3-1/2" Outside Diameter Steering Damper, (Trail Boss)	Front	SSD13	1 S231
1968-1960	(Super Trail Boss) Except Dana 60 Axle, Except 3-1/2" Outside Diameter Steering Damper, (Trail Boss)	Front	SSD92	1
		Front	SSD13	1
Tie Rod Adjusting Sleeve				
1985-1984	3500 Lb Drive Axle		DS1410S	2 S231
1977-1976	3500 Lb Drive Axle		DS1410S	2 S231
Tie Rod End				
1989-1986	3500 Lb Drive Axle, (Left Hand Threads, Powdered Metal Gusher Brg. For Better Lubrication) 3500 Lb Drive Axle, (Right Hand Threads, Powdered Metal Gusher Brg. For Better Lubrication)	Outer	ES2848LT ‡	1 S231
		Outer	ES2847RT ‡	1 S231
1985-1984	3500 Lb Drive Axle, 3/4" - 12 Coarse Threads, (Powdered Metal Gusher Brg. For Better Lubrication) 3500 Lb Drive Axle, 3/4" - 18 Fine Threads, (Powdered Metal Gusher Brg. For Better Lubrication)	Right Outer	ES393R ‡	1 S231
		Left Outer	ES394R ‡	1 S231
1977-1972	3500 Lb Drive Axle, 3/4" - 12 Coarse Threads, (Powdered Metal Gusher Brg. For Better Lubrication) 3500 Lb Drive Axle, 3/4" - 18 Fine Threads, (Powdered Metal Gusher Brg. For Better Lubrication)	Right Outer	ES393R ‡	1 S231
		Left Outer	ES394R ‡	1 S231
1971-1969	(Powdered Metal Gusher Brg. For Better Lubrication)	Right Outer	ES354R ‡	1 S231
1968-1963	3000 Lb Axle, (Powdered Metal Gusher Brg. For Better Lubrication)	Left Outer	ES354L ‡	1
1968-1960	3000 Lb Drive Axle Stamped 2408 Or 2457, From Serial Number 1449390, (Powdered Metal Gusher Brg. For Better Lubrication)	Right Outer	ES354R ‡	1
Ram Wagon B100				
Center Link				
1978-1971	(Powdered Metal Gusher Brg. For Better Lubrication)		DS788 ‡	1 S529
Drag Link Assembly				
1980-1979	(Complete Three Piece Assembly, Powdered Metal Gusher Brg. For Better Lubrication)		DS1000 ‡	1 S289
1978-1971	(Powdered Metal Gusher Brg. For Better Lubrication)		DS789 ‡	1 S529
Idler Arm				
1980-1979	(Powdered Metal Gusher Brg. For Better Lubrication)		K7106 ‡	2 S289
Idler Arm Bushing Kit				
1978-1971	(For OE Design Idler Arm Only)		K7046	1
Steering Damper Bellows				
1980-1971	(Trail Boss)	Front	SSD68	1
Steering Damper Cylinder				
1980-1979	(Super Trail Boss)	Front	SSD82	1
1978-1971	(Trail Boss)	Front	SSD42	1
Steering Damper Kit				
1980-1979	(Trail Boss)	Front	SSD44	1
1978-1971	(Trail Boss)	Front	SSD21	1
Tie Rod Adjusting Sleeve				
1980-1979	14.34" Length		DS1038S	2 S289
1975-1974			ES638S	2 S529
1973-1972	3/4" -18 Threads, 4.50" Length		ES638S	2 S529
1971			ES638S	2 S529
Tie Rod End				
1980	May Have Inner And Outer Tie Rod Ends Reversed, Check Threads, (Powdered Metal Gusher Brg. For Better Lubrication) May Have Inner And Outer Tie Rod Ends Reversed, Check Threads, (Powdered Metal Gusher Brg. For Better Lubrication)	Outer	ES2120R ‡	2 S289
		Inner	ES2121L ‡	2 S289

DODGE TRUCK-100, 150 Series - 1/2 Ton (Cont.)

STEERING (Cont.)

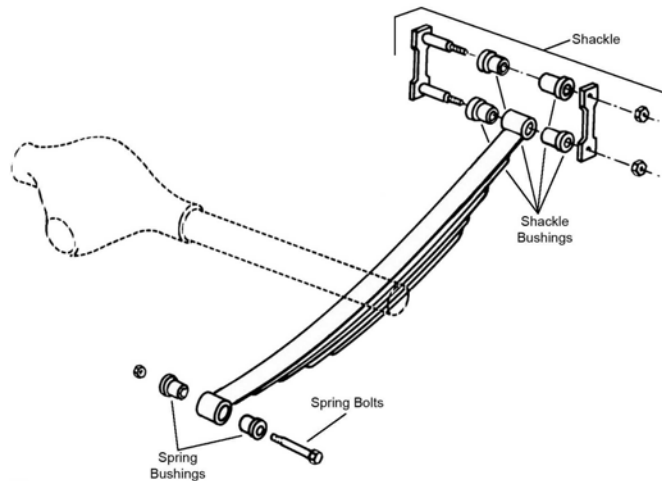
Year	Model/Application	Part	P/C Qty	Figure
Ram Wagon B100				
Tie Rod End				
1979	May Have Inner And Outer Tie Rod Ends Reversed, Check Threads, (Left Hand Threads, Powdered Metal Gusher Brg. For Better Lubrication)	Outer ES2121L ‡	2	S289
	May Have Inner And Outer Tie Rod Ends Reversed, Check Threads, (Right Hand Threads, Powdered Metal Gusher Brg. For Better Lubrication)	Inner ES2120R ‡	2	S289
1978-1976	(Left Hand Threads, Powdered Metal Gusher Brg. For Better Lubrication)	ES2076L ‡	2	S529
	(Right Hand Threads, Powdered Metal Gusher Brg. For Better Lubrication)	ES2075R ‡	2	S529
1975-1971	(Powdered Metal Gusher Brg. For Better Lubrication)	Inner DS786 ‡	2	S529
Ram Wagon B150				
Drag Link Assembly				
1990-1983	(Complete Three Piece Assembly, Powdered Metal Gusher Brg. For Better Lubrication)	DS1000 ‡	1	S289
Idler Arm				
1990-1983	(Powdered Metal Gusher Brg. For Better Lubrication)	K7106 ‡	2	S289
Steering Damper Bellows				
1990-1983	(Trail Boss)	Front SSD68	1	
Steering Damper Cylinder				
1990-1983	(Super Trail Boss)	Front SSD82	1	
Steering Damper Kit				
1990-1983	(Trail Boss)	Front SSD44	1	
Tie Rod Adjusting Sleeve				
1990-1983	14.34" Length	DS1038S	2	S289
Tie Rod End				
1990-1983	May Have Inner And Outer Tie Rod Ends Reversed, Check Threads, (Left Hand Threads, Powdered Metal Gusher Brg. For Better Lubrication)	Outer ES2121L ‡	2	S289
	May Have Inner And Outer Tie Rod Ends Reversed, Check Threads, (Right Hand Threads, Powdered Metal Gusher Brg. For Better Lubrication)	Inner ES2120R ‡	2	S289
Ramcharger				
Center Link				
1990-1979	Two Wheel Drive (4x2), (Powdered Metal Gusher Brg. For Better Lubrication)	DS804 ‡	1	S230
1978-1974	Two Wheel Drive (4x2), (Powdered Metal Gusher Brg. For Better Lubrication)	DS805 ‡	1	S230
Drag Link Assembly				
1990-1978	Four Wheel Drive (4X4), (Greaseable Socket Reduces Corrosion/Wear)	DS914 ‡	1	S231
Idler Arm				
1990-1974	Two Wheel Drive (4x2), (Powdered Metal Gusher Brg. For Better Lubrication)	K7055 ‡	1	S230
Steering Damper Bellows				
1990-1974	Four Wheel Drive (4X4), (Super Trail Boss)	Front SSD90	1	S231
	Four Wheel Drive (4X4), (Trail Boss)	Front SSD68	1	S231
	Two Wheel Drive (4x2), (Trail Boss)	Front SSD68	1	S231
Steering Damper Cylinder				
1990-1974	Four Wheel Drive (4X4), (Super Trail Boss)	Front SSD82	1	S231
	Four Wheel Drive (4X4), (Trail Boss)	Front SSD48	1	S231
1987-1974	Two Wheel Drive (4x2), (Trail Boss)	Front SSD42	1	S231
Steering Damper Kit				
1990-1974	Four Wheel Drive (4X4), (Super Trail Boss)	Front SSD92	1	S231
	Four Wheel Drive (4X4), (Trail Boss)	Front SSD13	1	S231
1987-1974	Two Wheel Drive (4x2), (Trail Boss)	Front SSD10	1	S231
Tie Rod Adjusting Sleeve				
1990-1979	Two Wheel Drive (4x2)	ES2146S	2	S230
1985-1976	Four Wheel Drive (4X4), 3500 Lb Drive Axle	DS1410S	2	S231
1978-1974	Two Wheel Drive (4x2)	ES2004S	2	S230
Tie Rod End				
1990-1986	Four Wheel Drive (4X4), 3500 Lb Drive Axle, (Left Hand Threads, Powdered Metal Gusher Brg. For Better Lubrication)	Left Outer ES2848LT ‡	1	S231
	Four Wheel Drive (4X4), 3500 Lb Drive Axle, (Right Hand Threads, Powdered Metal Gusher Brg. For Better Lubrication)	Right Outer ES2847RT ‡	1	S231
1990-1979	Two Wheel Drive (4x2), May Have Inner And Outer Tie Rod Ends Reversed, Check Threads, (Left Hand Threads, Powdered Metal Gusher Brg. For Better Lubrication)	Outer ES2121L ‡	2	S230
	Two Wheel Drive (4x2), May Have Inner And Outer Tie Rod Ends Reversed, Check Threads, (Right Hand Threads, Powdered Metal Gusher Brg. For Better Lubrication)	Inner ES2120R ‡	2	S230
1985-1974	Four Wheel Drive (4X4), (Powdered Metal Gusher Brg. For Better Lubrication)	Left Outer ES394R ‡	1	S231
	Four Wheel Drive (4X4), (Powdered Metal Gusher Brg. For Better Lubrication)	Right Outer ES393R ‡	1	S231

(Cont.) 100, 150 Series - 1/2 Ton-DODGE TRUCK

STEERING (Cont.)

Year	Model/Application	Part	P/C Qty	Figure
Ramcharger				
Tie Rod End				
1978-1974	Two Wheel Drive (4x2), (Left Hand Threads, Powdered Metal Gusher Brg. For Better Lubrication)	Outer ES428L ‡	2	S230
	Two Wheel Drive (4x2), (Right Hand Threads, Powdered Metal Gusher Brg. For Better Lubrication)	Inner ES428R ‡	2	S230
Sportsman Wagon B150				
Drag Link Assembly				
1982-1981	(Complete Three Piece Assembly, Powdered Metal Gusher Brg. For Better Lubrication)	DS1000 ‡	1	S289
Idler Arm				
1982-1981	(Powdered Metal Gusher Brg. For Better Lubrication)	K7106 ‡	2	S289
Steering Damper Bellows				
1982-1981	(Trail Boss)	Front SSD68	1	
Steering Damper Cylinder				
1982-1981	(Super Trail Boss)	Front SSD82	1	
Steering Damper Kit				
1982-1981	(Trail Boss)	Front SSD44	1	
Tie Rod Adjusting Sleeve				
1982-1981	14.34" Length	DS1038S	2	S289
Tie Rod End				
1982	May Have Inner And Outer Tie Rod Ends Reversed, Check Threads, (Powdered Metal Gusher Brg. For Better Lubrication)	Outer ES2120R ‡	2	S289
	May Have Inner And Outer Tie Rod Ends Reversed, Check Threads, (Powdered Metal Gusher Brg. For Better Lubrication)	Inner ES2121L ‡	2	S289
1981	May Have Inner And Outer Tie Rod Ends Reversed, Check Threads, (Left Hand Threads, Powdered Metal Gusher Brg. For Better Lubrication)	Outer ES2121L ‡	2	S289
	May Have Inner And Outer Tie Rod Ends Reversed, Check Threads, (Right Hand Threads, Powdered Metal Gusher Brg. For Better Lubrication)	Inner ES2120R ‡	2	S289

REAR SUSPENSION



R309

Year	Model/Application	Part	P/C Qty	Figure
A100				
Leaf Spring Shackle Bushing				
1970-1964	1-1/2" Outside Diameter X 3/4" Inside Diameter, (1 Piece Design)	Rear SB266 Rear SB268	2 2	R309 R309
1970-1963	1" Outside Diameter, (Split Type Bushing)	To Spring K7308	2	R309
Power Ram W150				
Leaf Spring Bolt				
1990-1977	1/2" Bolt Diameter	K150193	2	R309
Leaf Spring Bumper				
1990-1977		K7293	2	
Leaf Spring Bushing				
1990-1977	1" Outside Diameter X 1/2" Inside Diameter	Front SB266	2	R309

DODGE TRUCK-100, 150 Series - 1/2 Ton (Cont.)

REAR SUSPENSION (Cont.)

Year	Model/Application	Part	P/C Qty	Figure
Power Ram W150				
Leaf Spring Bushing				
1990-1977 (Cont.)	1-1/2" Outside Diameter X 3/4" Inside Diameter, (1 Piece Design)	Front	SB268	2 R309
Leaf Spring Shackle Bolt				
1990-1977	1/2" Bolt Diameter		K150193	4 R309
Leaf Spring Shackle Bushing				
1990-1977	1" Outside Diameter X 1/2" Inside Diameter 1-1/2" Outside Diameter X 3/4" Inside Diameter, (1 Piece Design)		SB266 SB268	2 R309 2 R309
Ram D100				
Leaf Spring Bolt				
1989-1983	1/2" Bolt Diameter	Front	K150193	2 R309
1980-1959	1/2" Bolt Diameter	Front	K150193	2 R309
Leaf Spring Bushing				
1989-1983	1" Outside Diameter X 1/2" Inside Diameter 1-1/2" Outside Diameter X 3/4" Inside Diameter, (1 Piece Design)	Front Front	SB266 SB268	2 R309 2 R309
1980-1959	1" Outside Diameter X 1/2" Inside Diameter 1-1/2" Outside Diameter X 3/4" Inside Diameter, (1 Piece Design)	Front Front	SB266 SB268	2 R309 2 R309
Leaf Spring Shackle Bolt				
1989-1983	1/2" Bolt Diameter		K150193	4 R309
1980-1978	1/2" Bolt Diameter		K150193	4 R309
Leaf Spring Shackle Bushing				
1989-1983	1" Outside Diameter X 1/2" Inside Diameter 1-1/2" Outside Diameter X 3/4" Inside Diameter, (1 Piece Design)		SB266 SB268	2 R309 2 R309
1980-1959	1" Outside Diameter X 1/2" Inside Diameter 1-1/2" Outside Diameter X 3/4" Inside Diameter, (1 Piece Design)		SB266 SB268	2 R309 2 R309
Ram D150				
Leaf Spring Bolt				
1990-1974	1/2" Bolt Diameter	Front	K150193	2 R309
Leaf Spring Bushing				
1990-1974	1" Outside Diameter X 1/2" Inside Diameter 1-1/2" Outside Diameter X 3/4" Inside Diameter, (1 Piece Design)	Front Front	SB266 SB268	2 R309 2 R309
Leaf Spring Shackle Bolt				
1990-1978	1/2" Bolt Diameter		K150193	4 R309
Leaf Spring Shackle Bushing				
1990-1974	1" Outside Diameter X 1/2" Inside Diameter 1-1/2" Outside Diameter X 3/4" Inside Diameter, (1 Piece Design)		SB266 SB268	2 R309 2 R309
Ram Van B100				
Leaf Spring Bushing				
1980-1972	1-3/8" Outside Diameter	Front	K200958	2 R309
Leaf Spring Shackle Bushing				
1980-1972	1" Outside Diameter, (Split Type Bushing)		K7308	4 R309
1980-1971	1-1/2" Outside Diameter X 3/4" Inside Diameter, (1 Piece Design)	Upper Rear	SB268	2 R309
Ram Van B150				
Leaf Spring Bushing				
1981	1-3/8" Outside Diameter	Front	K200958	2 R309
Leaf Spring Shackle Bushing				
1990-1981	1" Outside Diameter, (Split Type Bushing) 1-1/2" Outside Diameter X 3/4" Inside Diameter, (1 Piece Design)	Upper Rear	K7308 SB268	4 R309 2 R309
Ram W100				
Leaf Spring Bolt				
1989-1984	1/2" Bolt Diameter		K150193	2 R309
1977-1969	1/2" Bolt Diameter		K150193	2 R309
1958-1957		Upper Rear Lower Rear Front	K150301 K150301 K150301	2 R309 2 R309 2 R309
Leaf Spring Bumper				
1989-1986			K7293	2
1977-1972			K7293	2

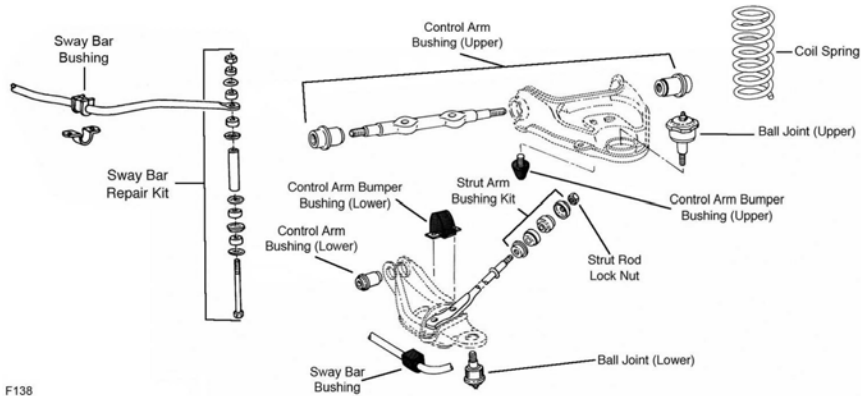
(Cont.) 100, 150 Series - 1/2 Ton-DODGE TRUCK

REAR SUSPENSION (Cont.)

Year	Model/Application	Part	P/C Qty	Figure
Ram W100				
Leaf Spring Bushing				
1989-1984	1" Outside Diameter X 1/2" Inside Diameter	Front	SB266	2 R309
	1-1/2" Outside Diameter X 3/4" Inside Diameter, (1 Piece Design)	Front	SB268	2 R309
1977-1971	1" Outside Diameter X 1/2" Inside Diameter	Front	SB266	2 R309
	1-1/2" Outside Diameter X 3/4" Inside Diameter, (1 Piece Design)	Front	SB268	2 R309
Leaf Spring Shackle Bolt				
1989-1984	1/2" Bolt Diameter		K150193	4 R309
1977-1969	1/2" Bolt Diameter		K150193	4 R309
Leaf Spring Shackle Bushing				
1989-1984	1" Outside Diameter X 1/2" Inside Diameter		SB266	2 R309
	1-1/2" Outside Diameter X 3/4" Inside Diameter, (1 Piece Design)		SB268	2 R309
1977-1971	1" Outside Diameter X 1/2" Inside Diameter		SB266	2 R309
	1-1/2" Outside Diameter X 3/4" Inside Diameter, (1 Piece Design)		SB268	2 R309
Ram Wagon B100				
Leaf Spring Bushing				
1979-1974	1-3/8" Outside Diameter	Front	K200958	2 R309
1971	1-3/8" Outside Diameter	Front	K200958	2 R309
Leaf Spring Shackle Bushing				
1980-1971	1" Outside Diameter, (Split Type Bushing)		K7308	4 R309
	1-1/2" Outside Diameter X 3/4" Inside Diameter, (1 Piece Design)	Upper Rear	SB268	2 R309
Ram Wagon B150				
Leaf Spring Shackle Bushing				
1990-1983	1" Outside Diameter, (Split Type Bushing)		K7308	4 R309
	1-1/2" Outside Diameter X 3/4" Inside Diameter, (1 Piece Design)	Upper Rear	SB268	2 R309
Ramcharger				
Leaf Spring Bolt				
1990-1975	1/2" Bolt Diameter	Front	K150193	2 R309
Leaf Spring Bumper				
1990-1974	Four Wheel Drive (4X4)		K7293	2
Leaf Spring Bushing				
1990-1974	1" Outside Diameter X 1/2" Inside Diameter	Front	SB266	2 R309
	1-1/2" Outside Diameter X 3/4" Inside Diameter, (1 Piece Design)	Front	SB268	2 R309
Leaf Spring Shackle Bolt				
1990-1974	1/2" Bolt Diameter		K150193	4 R309
Leaf Spring Shackle Bushing				
1990-1974	Two Wheel Drive (4x2), 1" Outside Diameter X 1/2" Inside Diameter		SB266	2 R309
	Two Wheel Drive (4x2), 1-1/2" Outside Diameter X 3/4" Inside Diameter, (1 Piece Design)		SB268	2 R309
Sportsman Wagon B150				
Leaf Spring Bushing				
1981	1-3/8" Outside Diameter	Front	K200958	2 R309
Leaf Spring Shackle Bushing				
1982-1981	1" Outside Diameter, (Split Type Bushing)		K7308	2 R309
	1-1/2" Outside Diameter X 3/4" Inside Diameter, (1 Piece Design)	Upper Rear	SB268	2 R309

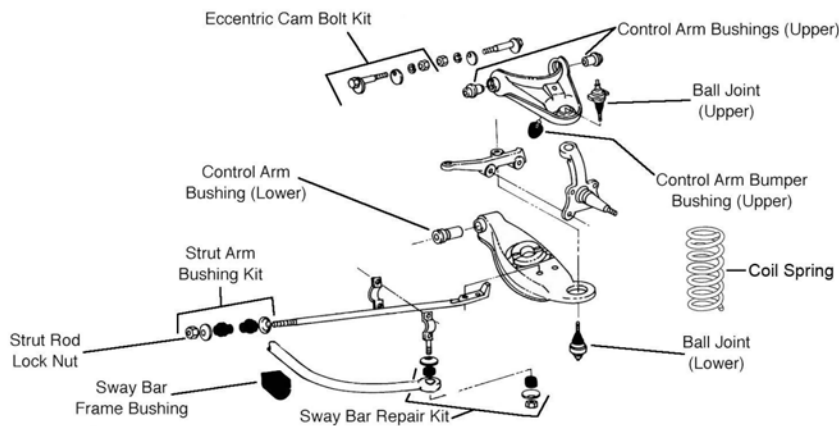
DODGE TRUCK-200, 250 Series - 3/4 Ton

FRONT SUSPENSION



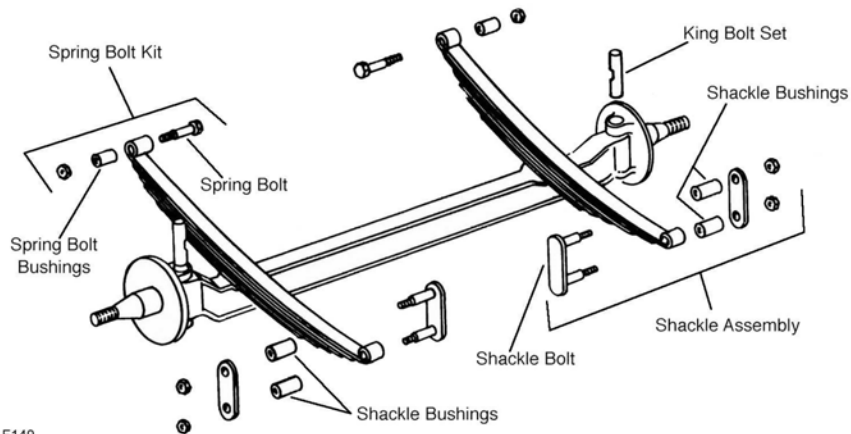
F138

F138



F139

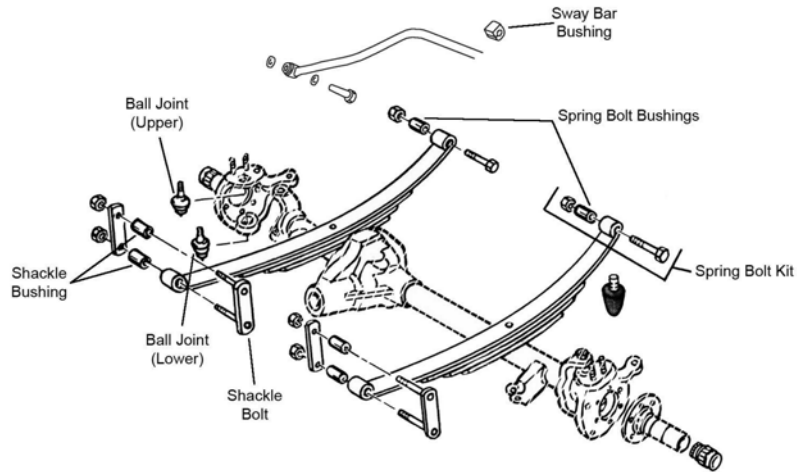
F139



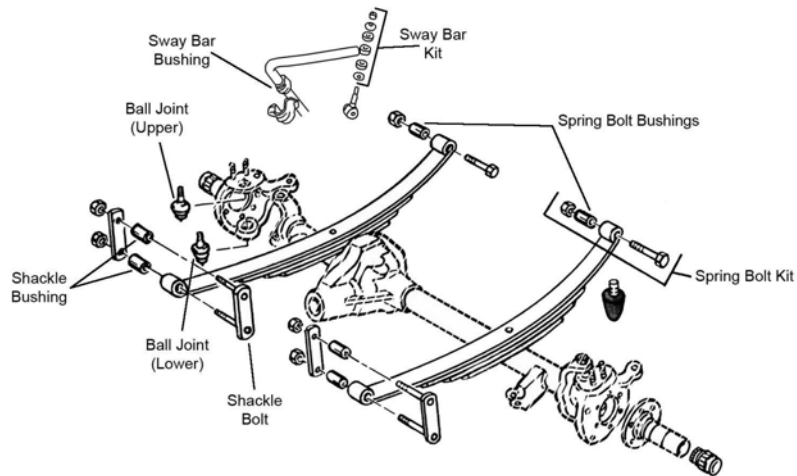
F140

F140

FRONT SUSPENSION (Cont.)



F500



F501

Year	Model/Application	Part	P/C Qty	Figure
B-1-C				
King Bolt Set				
1949-1948	3700,3750 Or 4000 Lb Axle, .937" Pin Diameter, 6.469" Length, (Contains Nylon Bushing, One Keyway)	8454N	1	
	Route Van From Serial Number 84205388, .8730" X 5.375", (Contains Metal Bushing)	8453B	1	
B-2-C				
King Bolt Set				
1950	3700,3750 Or 4000 Lb Axle, .937" Pin Diameter, 6.469" Length, (Contains Nylon Bushing, One Keyway)	8454N	1	
	From Chassis Serial Number 83351874 Detroit Built And From 85507100 San Leandro Built, Except	8453B	1	
	Route Van, 2500 And 2800 Lb Axle, .8730" X 5.375", (Contains Metal Bushing)	8453B	1	
	Route Van From Serial Number 84205388, .8730" X 5.375", (Contains Metal Bushing)	8453B	1	
B-3-C				
King Bolt Set				
1952-1951	Except Route Van, 2500 And 2800 Lb Axle, .8730" X 5.375", (Contains Metal Bushing)	8453B	1	
	Route Van From Serial Number 84205388, .8730" X 5.375", (Contains Metal Bushing)	8453B	1	
B-4-C				
King Bolt Set				
1953	Except Route Van, 2500 And 2800 Lb Axle, .8730" X 5.375", (Contains Metal Bushing)	8453B	1	
	Route Van From Serial Number 84205388, .8730" X 5.375", (Contains Metal Bushing)	8453B	1	
C-1-C				
King Bolt Set				
1955-1954	2500 And 2800 Lb Axle, .8730" X 5.375", (Contains Metal Bushing)	8453B	1	
	3500, 3750, And 4000 Lb Axles, .937" Pin Diameter, 6.469" Length, (Contains Nylon Bushing, One Keyway)	8454N	1	

DODGE TRUCK-200, 250 Series - 3/4 Ton (Cont.)

FRONT SUSPENSION (Cont.)

Year	Model/Application	Part	P/C Qty	Figure
C-3-C				
King Bolt Set				
1955	2500 And 2800 Lb Axle, .8730" X 5.375", (Contains Metal Bushing) 3500, 3750, And 4000 Lb Axles, .937" Pin Diameter, 6.469" Length, (Contains Nylon Bushing, One Keyway)	8453B 8454N	1 1	
C-4-C				
King Bolt Set				
1956	2500 And 2800 Lb Axle, .8730" X 5.375", (Contains Metal Bushing) 3500, 3750, And 4000 Lb Axles, .937" Pin Diameter, 6.469" Length, (Contains Nylon Bushing, One Keyway)	8453B 8454N	1 1	
P200				
King Bolt Repair Kit				
1964-1961	Dana 60 Axle, (Contains Bushing, Gasket And Oil Seal, Use With Eccentric Camber Adjusting King Pin) Upper	K6652 ‡	2	F140
King Bolt Set				
1974	3800 Lb Axle, .937" Pin Diameter, 6.469" Length, (Contains Nylon Bushing, One Keyway)	8454N	1	F140
1973-1972	I-Beam Stamped Number 2952912, .8725" X 5.375", (Contains Metal Bushing) I-Beam Stamped Number 3492950, .8730" X 5.375", (Contains Metal Bushing)	8508B 8453B	1 1	F140 F140
1972	.937" Pin Diameter, 6.469" Length, (Contains Nylon Bushing, One Keyway)	8454N	1	F140
1971-1970	.8730" X 5.375", (Contains Nylon Bushing) 2800 Lb Axle, .8730" X 5.375", (Contains Metal Bushing)	8453N 8453B	1 1	F140 F140
1969	2800 Lb Axle, .8725" X 5.375", (Contains Metal Bushing)	8508B	1	F140
1968	.8730" X 5.375", (Contains Nylon Bushing)	8453N	1	F140
1968-1961	.8730" X 5.375", (Contains Metal Bushing)	8453B	1	F140
Leaf Spring Bushing				
1972-1961	1" Outside Diameter X 1/2" Inside Diameter	Front SB266	2	F140
1971-1968	1-1/2" Outside Diameter, (1 Piece Design)	Front SB268	2	F140
1968-1961	1" Outside Diameter X 1/2" Inside Diameter	Rear SB266	2	F140
Leaf Spring Shackle Bushing				
1974-1969	1" Outside Diameter X 1/2" Inside Diameter	Lower SB266	2	F140
1971-1968	1-1/2" Outside Diameter X 3/4" Inside Diameter, (1 Piece Design)	Upper Rear SB268	2	F140
1968	1" Outside Diameter X 1/2" Inside Diameter	Rear SB266	2	F140
Power Ram W250				
Ball Joint				
1990-1981	Except 4500 Lb Drive Axle, (Powdered Metal Gusher Brg. For Better Lubrication) Except 4500 Lb Drive Axle, (Powdered Metal Gusher Brg. For Better Lubrication)	Upper K8194T ‡ Lower K8195T ‡	2 2	F501 F501
Ball Joint Bushing Extractor and Installer				
1990-1983	Four Wheel Drive (4X4)	T40207	1	
Camber Kingpin				
1990	Dana 60 Axle, 1-1/2 Degree Maximum Positive Camber, (Eccentric Bushing, Adjustable Camber Kingpin)	K992 ‡	2	
King Bolt Repair Kit				
1990-1981	Dana 60 Axle, (Contains Bushing, Gasket And Oil Seal, Use With Eccentric Camber Adjusting King Pin) Dana 60 Axle, (Contains Bearings, Race, Seals, And Caps)	Upper K6652 ‡ Lower K8832 ‡	2 1	
Leaf Spring Bolt				
1990-1981	1/2" Bolt Diameter	Front K150193	2	F501
Leaf Spring Bushing				
1990-1981	1" Outside Diameter X 1/2" Inside Diameter	Front SB266	2	F501
Leaf Spring Shackle Bushing				
1990-1981	1" Outside Diameter X 1/2" Inside Diameter	Lower SB266	2	F501
Sway Bar Repair Kit				
1990-1981	(Bushing Only)	K7081	2	F501
Ram D200				
Ball Joint				
1980-1979	4000 Lb Axle, (Powdered Metal Gusher Brg. For Better Lubrication) Except 4000 Lb Axle, (Powdered Metal Gusher Brg. For Better Lubrication) Except 4000 Lb Axle, (Threaded Type, Powdered Metal Gusher Brg. For Better Lubrication)	Upper K7082 ‡ Upper K778 ‡ Lower K727 ‡	2 2 2	F139 F139 F139
1980-1975	4000 Lb Axle, Heavy Duty Suspension, (Powdered Metal Gusher Brg. For Better Lubrication) Except Threaded Ball Joint Housing, 3000 Lb Axle, Standard Suspension, (Powdered Metal Gusher Brg. For Better Lubrication)	Lower K7053T ‡ Lower K7025 ‡	2 2	F139 F139

(Cont.) 200, 250 Series - 3/4 Ton-DODGE TRUCK

FRONT SUSPENSION (Cont.)				
Year	Model/Application	Part	P/C Qty	Figure
Ram D200				
Ball Joint				
1980-1975 (Cont.)	Except Threaded Ball Joint Housing, 3300 Lb Axle, (Powdered Metal Gusher Brg. For Better Lubrication)	Lower	K7025 ‡	2 F139
1978-1972	131" Wheelbase, 3000 Or 3300 Lb Front Axle, (Powdered Metal Gusher Brg. For Better Lubrication)	Upper	K778 ‡	2 F139
	131" Wheelbase, 3000 Or 3300 Lb Front Axle, (Threaded Type, Powdered Metal Gusher Brg. For Better Lubrication)	Lower	K727 ‡	2 F139
	131" Wheelbase, 4000 Lb Axle, (Powdered Metal Gusher Brg. For Better Lubrication)	Upper	K7082 ‡	2 F139
	149" Wheelbase, 3000 Or 3300 Lb Front Axle, (Powdered Metal Gusher Brg. For Better Lubrication)	Upper	K778 ‡	2 F139
	149" Wheelbase, 3000 Or 3300 Lb Front Axle, (Threaded Type, Powdered Metal Gusher Brg. For Better Lubrication)	Lower	K727 ‡	2 F139
	149" Wheelbase, 4000 Lb Axle, (Powdered Metal Gusher Brg. For Better Lubrication)	Upper	K7082 ‡	2 F139
	165" Wheelbase, (Powdered Metal Gusher Brg. For Better Lubrication)	Upper	K7082 ‡	2 F139
1974-1972	Heavy Duty Suspension, (Powdered Metal Gusher Brg. For Better Lubrication)	Lower	K7053T ‡	2 F139
	Standard Suspension, (Powdered Metal Gusher Brg. For Better Lubrication)	Lower	K7025 ‡	2 F139
Control Arm Bumper Bushing				
1980-1972		Upper	K7293	2 F139
Control Arm Bushing				
1980-1979	Except 4000 Lb Axle, (Optional, Eccentric Bushing, Provides Additional Positive(+) Camber Adjustment, High Quality Elastomer For Durability And Performance)	Upper	K7104 ‡	2 F139
	Except 4000 Lb Axle	Lower	K7077	2 F139
1980-1975	165" Wheelbase	Lower	K7065	2 F139
1978-1972	131" Wheelbase, 3000 Or 3300 Lb Front Axle, (Optional, Eccentric Bushing, Provides Additional Positive(+) Camber Adjustment, High Quality Elastomer For Durability And Performance)	Upper	K7104 ‡	2 F139
	131" Wheelbase, 3000 Or 3300 Lb Front Axle	Lower	K7077	2 F139
	149" Wheelbase, 3000 Or 3300 Lb Front Axle, (Optional, Eccentric Bushing, Provides Additional Positive(+) Camber Adjustment, High Quality Elastomer For Durability And Performance)	Upper	K7104 ‡	2 F139
	149" Wheelbase, 3000 Or 3300 Lb Front Axle	Lower	K7077	2 F139
Control Arm Bushing Set				
1980-1975	165" Wheelbase, (Contains Front And Rear Bushings)	Lower	K7192 ‡	1 F139
1980-1972	(Contains Front And Rear Bushings)	Upper	K7189 ‡	1 F139
	(Contains Front And Rear Bushings, Standard Design)	Upper	K7006	2 F139
King Bolt Set				
1973-1963	Cab-Chassis (4 Dr.) Crew Cab, Pickup (4 Dr.) Crew Cab, 3800 Lb Axle, .937" Pin Diameter, 6.469" Length, (Contains Nylon Bushing, One Keyway)		8454N	1 F140
1971-1970	Cab-Chassis (2 Dr. Ext'd), Cab-Chassis (2 Dr.), Pickup (2 Dr. Ext'd Cab), Pickup (2 Dr.), 2800 Lb Axle, .8730" X 5.375", (Contains Metal Bushing)		8453B	1
	Pickup (2 Dr.), .8730" X 5.375", (Contains Nylon Bushing)		8453N	1 F140
1969	Cab-Chassis (2 Dr. Ext'd), Cab-Chassis (2 Dr.), Pickup (2 Dr. Ext'd Cab), Pickup (2 Dr.), 2800 Lb Axle, .8725" X 5.375", (Contains Metal Bushing)		8508B	1
1968-1963	Cab-Chassis (2 Dr. Ext'd), Cab-Chassis (2 Dr.), Pickup (2 Dr. Ext'd Cab), Pickup (2 Dr.), 2800 Lb Axle, .8730" X 5.375", (Contains Metal Bushing)		8453B	1 F140
	Pickup (2 Dr.), .8730" X 5.375", (Contains Nylon Bushing)		8453N	1 F140
1962-1960	.8730" X 5.375", (Contains Nylon Bushing)		8453N	1 F140
1962-1957	2800 Lb Axle, .8730" X 5.375", (Contains Metal Bushing)		8453B	1 F140
1959-1957	4000 Lb Axle, .937" Pin Diameter, 6.469" Length, (Contains Nylon Bushing, One Keyway)		8454N	1
Leaf Spring Bushing				
1971-1961		Front	SB266	2 F140
1958-1957		Front	K200992	1 F140
Leaf Spring Shackle Bushing				
1971-1961		Rear	SB266	2 F140
Radius Arm Hardware Kit				
1980-1972	(10 Per Package, Self Locking Nut)		K4006	1 F139
Strut Rod Bushing Kit				
1980-1972	(Improved Design)		K7079	1 F139
Sway Bar Bushing				
1980-1972		To Frame	K7096	1 F139
Sway Bar Repair Kit				
1980-1973	(Bushing Only)		K7081	2 F139
1972	(Includes Polyurethane Bushings And Solid Metal Sleeve For Enhanced Performance. Barrel Nut Allows For Easier Installation.)		K700527 ‡	2 F139

DODGE TRUCK-200, 250 Series - 3/4 Ton (Cont.)

FRONT SUSPENSION (Cont.)

Year	Model/Application	Part	P/C Qty	Figure
Ram D250				
Ball Joint				
1990-1981	4000 Lb Axle, (Powdered Metal Gusher Brg. For Better Lubrication)	Upper	K7082 ‡	2 F139
	4000 Lb Axle, Heavy Duty Suspension, (Powdered Metal Gusher Brg. For Better Lubrication)	Lower	K7053T ‡	2 F139
	Except 4000 Lb Axle, (Powdered Metal Gusher Brg. For Better Lubrication)	Upper	K778 ‡	2 F139
	Except 4000 Lb Axle, (Threaded Type, Powdered Metal Gusher Brg. For Better Lubrication)	Lower	K727 ‡	2 F139
	Except Threaded Ball Joint Housing, 3000 Lb Axle, Standard Suspension, (Powdered Metal Gusher Brg. For Better Lubrication)	Lower	K7025 ‡	2 F139
	Except Threaded Ball Joint Housing, 3300 Lb Axle, (Powdered Metal Gusher Brg. For Better Lubrication)	Lower	K7025 ‡	2 F139
Control Arm Bumper Bushing				
1990-1981		Upper	K7293	2 F139
Control Arm Bushing				
1990-1981	Except 4000 Lb Axle, (Optional, Eccentric Bushing, Provides Additional Positive(+) Camber Adjustment, High Quality Elastomer For Durability And Performance)	Upper	K7104 ‡	2 F139
	Except 4000 Lb Axle	Lower	K7077	2 F139
1981	165" Wheelbase	Lower	K7065	2 F139
Control Arm Bushing Set				
1990-1981	(Contains Front And Rear Bushings)	Upper	K7189 ‡	1 F139
1981	165" Wheelbase, (Contains Front And Rear Bushings)	Lower	K7192 ‡	1 F139
Radius Arm Hardware Kit				
1990-1981	(10 Per Package, Self Locking Nut)		K4006	1 F139
Strut Rod Bushing Kit				
1990-1981	(Improved Design)		K7079	1 F139
Sway Bar Bushing				
1990-1981		To Frame	K7096	1 F139
Sway Bar Repair Kit				
1990-1981	(Bushing Only)		K7081	2 F139
Ram RD200				
Ball Joint				
1980-1978	(Powdered Metal Gusher Brg. For Better Lubrication)	Upper	K8194T ‡	2 F500
	(Powdered Metal Gusher Brg. For Better Lubrication)	Lower	K8195T ‡	2 F500
Leaf Spring Bolt				
1980-1978			K150193	4 F500
Leaf Spring Bushing				
1978-1974	1" Outside Diameter X 1/2" Inside Diameter	Front	SB266	2 F500
Leaf Spring Shackle Bushing				
1978-1974	1" Outside Diameter X 1/2" Inside Diameter	Lower	SB266	2 F500
Ram RD250				
Ball Joint				
1981	(Powdered Metal Gusher Brg. For Better Lubrication)	Upper	K8194T ‡	2 F500
	(Powdered Metal Gusher Brg. For Better Lubrication)	Lower	K8195T ‡	2 F500
Leaf Spring Bolt				
1981			K150193	4 F500
Ram Van B200				
Ball Joint				
1980-1979	(Powdered Metal Gusher Brg. For Better Lubrication)	Upper	K778 ‡	2 F138
	(Threaded Type, Powdered Metal Gusher Brg. For Better Lubrication)	Lower	K727 ‡	2 F138
	Except Threaded Ball Joint Housing, (Powdered Metal Gusher Brg. For Better Lubrication)	Lower	K7025 ‡	2 F138
1978-1971	(Powdered Metal Gusher Brg. For Better Lubrication)	Upper	K778 ‡	2 F139
	(Threaded Type, Powdered Metal Gusher Brg. For Better Lubrication)	Lower	K727 ‡	2 F139
	Except Threaded Ball Joint Housing, (Powdered Metal Gusher Brg. For Better Lubrication)	Lower	K7025 ‡	2 F139
Control Arm Bumper Bushing				
1980-1979		Upper	K7293	2 F138
1978-1971	(Design Allows Ease Of Installation)	Lower	K200982 ‡	2 F139
Control Arm Bushing				
1980-1979	(Contains Front And Rear Bushings)	Upper	K7118	2 F138
		Lower	K7117	2 F138
1978-1971	(Optional, Eccentric Bushing, Provides Additional Positive(+) Camber Adjustment, High Quality Elastomer For Durability And Performance)	Upper	K7104 ‡	2 F139
		Lower	K7077	2 F139

(Cont.) 200, 250 Series - 3/4 Ton-DODGE TRUCK

FRONT SUSPENSION (Cont.)

Year	Model/Application	Part	P/C Qty	Figure
Ram Van B200				
Control Arm Bushing Set				
1978-1971	(Contains Front And Rear Bushings) (Contains Front And Rear Bushings, Standard Design)	Upper Upper	K7189 ‡ K7006	1 2 F139
Control Arm with Ball Joint				
1980-1979	(Contains Bushings) (R-Series) (Contains Bushings) (R-Series) (Contains Bushing, Powdered Metal Gusher Brg. For Better Lubrication) (R-Series) (Contains Bushing, Powdered Metal Gusher Brg. For Better Lubrication) (R-Series)	Left Upper Left Upper Right Upper Right Upper Left Lower Left Lower Right Lower Right Lower	CK620315 ‡ RK620315 CK620316 ‡ RK620316 CK620243 ‡ RK620243 CK620242 ‡ RK620242	1 1 1 1 1 1 1 1 F138 F138 F138 F138 F138 F138 F138 F138
Radius Arm Hardware Kit				
1980-1979	(10 Per Package, Self Locking Nut)		K4006	1 F138
1978-1971	(10 Per Package, Self Locking Nut)		K4006	1 F139
Strut Rod Bushing Kit				
1980-1979	(Improved Design)		K7090	1 F138
1977-1976	(Improved Design)		K7083	1 F138
1975-1972	(Improved Design)		K7089	1 F139
1971	Warren Michigan Assembly Plant, From Serial Number 1-V323352, (Improved Design)		K7089	1 F139
Sway Bar Bushing				
1980-1979		To Frame	K7096	1 F138
Sway Bar Repair Kit				
1980-1979	(Includes Polyurethane Bushings And Solid Metal Sleeve For Enhanced Performance. Barrel Nut Allows For Easier Installation.) (Standard Design)		K700531 ‡ K8097	2 2 F138 F138
Ram Van B250				
Ball Joint				
1990-1981	(Powdered Metal Gusher Brg. For Better Lubrication) (Threaded Type, Powdered Metal Gusher Brg. For Better Lubrication) Except Threaded Ball Joint Housing, (Powdered Metal Gusher Brg. For Better Lubrication)	Upper Lower Lower	K778 ‡ K727 ‡ K7025 ‡	2 2 2 F138 F138 F138
Control Arm Bumper Bushing				
1990-1981		Upper	K7293	2 F138
Control Arm Bushing				
1990-1981	(Contains Front And Rear Bushings)	Upper Lower	K7118 K7117	2 2 F138 F138
Control Arm with Ball Joint				
1990-1981	(Contains Bushings) (R-Series) (Contains Bushings) (R-Series) (Contains Bushing, Powdered Metal Gusher Brg. For Better Lubrication) (R-Series) (Contains Bushing, Powdered Metal Gusher Brg. For Better Lubrication) (R-Series)	Left Upper Left Upper Right Upper Right Upper Left Lower Left Lower Right Lower Right Lower	CK620315 ‡ RK620315 CK620316 ‡ RK620316 CK620243 ‡ RK620243 CK620242 ‡ RK620242	1 1 1 1 1 1 1 1 F138 F138 F138 F138 F138 F138 F138 F138
Radius Arm Hardware Kit				
1990-1981	(10 Per Package, Self Locking Nut)		K4006	1 F138
Strut Rod Bushing Kit				
1990-1981	(Improved Design)		K7090	1 F138
Sway Bar Bushing				
1990-1981		To Frame	K7096	1 F138
Sway Bar Repair Kit				
1990-1981	(Includes Polyurethane Bushings And Solid Metal Sleeve For Enhanced Performance. Barrel Nut Allows For Easier Installation.) (Standard Design)		K700531 ‡ K8097	2 2 F138 F138
Ram W200				
Ball Joint				
1980-1972	Except 4500 Lb Drive Axle, (Powdered Metal Gusher Brg. For Better Lubrication) Except 4500 Lb Drive Axle, (Powdered Metal Gusher Brg. For Better Lubrication)	Upper Lower	K8194T ‡ K8195T ‡	2 2 F501 F501
Ball Joint Bushing Extractor and Installer				
1980-1972	Four Wheel Drive (4X4)		T40207	1

DODGE TRUCK-200, 250 Series - 3/4 Ton (Cont.)

FRONT SUSPENSION (Cont.)

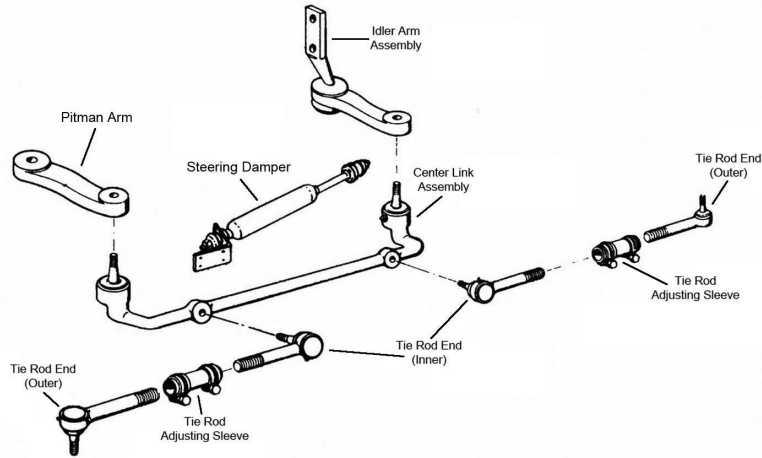
Year	Model/Application	Part	P/C Qty	Figure
Ram W200				
Camber Kingpin				
1980-1969	Dana 60 Axle, 1-1/2 Degree Maximum Positive Camber, (Eccentric Bushing, Adjustable Camber Kingpin)	K992 ‡	2	
1967-1960	Dana 60 Axle, 1-1/2 Degree Maximum Positive Camber, (Eccentric Bushing, Adjustable Camber Kingpin)	K992 ‡	2	
King Bolt Repair Kit				
1980-1968	4500 Lb Axle, Dana 60 Axle, (Contains Bearings, Race, Seals, And Caps)	Lower K8832 ‡	1	
1967-1957	Dana 60 Axle, (Contains Bearings, Race, Seals, And Caps)	Lower K8832 ‡	1	
Leaf Spring Bolt				
1980-1961	1/2" Bolt Diameter	Front K150193	2	F501
Leaf Spring Bushing				
1980-1961	1" Outside Diameter X 1/2" Inside Diameter	Front SB266	2	F501
1959-1957		Front K200992	1	F501
Leaf Spring Shackle Bushing				
1980-1969	1" Outside Diameter X 1/2" Inside Diameter	Lower SB266	2	F501
1968-1961	1" Outside Diameter X 1/2" Inside Diameter	SB266	2	F501
Sway Bar Repair Kit				
1980-1972	(Bushing Only)	K7081	2	F501
Ram Wagon B200				
Ball Joint				
1980-1971	(Powdered Metal Gusher Brg. For Better Lubrication) (Threaded Type, Powdered Metal Gusher Brg. For Better Lubrication) Except Threaded Ball Joint Housing, (Powdered Metal Gusher Brg. For Better Lubrication)	Upper K778 ‡ Lower K727 ‡ Lower K7025 ‡	2 2 2	F138, F139 F138, F139 F138, F139
Control Arm Bumper Bushing				
1980-1979		Upper K7293	2	F138
1978-1971	(Design Allows Ease Of Installation)	Lower K200982 ‡	2	F139
Control Arm Bushing				
1980-1979	(Contains Front And Rear Bushings)	Upper K7118 Lower K7117	2 2	F138 F138
1978-1971	(Optional, Eccentric Bushing, Provides Additional Positive(+) Camber Adjustment, High Quality Elastomer For Durability And Performance)	Upper K7104 ‡ Lower K7077	2 2	F139 F139
Control Arm Bushing Set				
1978-1971	(Contains Front And Rear Bushings) (Contains Front And Rear Bushings, Standard Design)	Upper K7189 ‡ Upper K7006	1 2	F139 F138, F139
Control Arm with Ball Joint				
1980-1979	(Contains Bushings) (R-Series) (Contains Bushings) (R-Series) (Contains Bushing, Powdered Metal Gusher Brg. For Better Lubrication) (R-Series) (Contains Bushing, Powdered Metal Gusher Brg. For Better Lubrication) (R-Series)	Left Upper CK620315 ‡ Left Upper RK620315 Right Upper CK620316 ‡ Right Upper RK620316 Left Lower CK620243 ‡ Left Lower RK620243 Right Lower CK620242 ‡ Right Lower RK620242	1 1 1 1 1 1 1 1	F138 F138 F138 F138 F138 F138 F138 F138
Radius Arm Hardware Kit				
1980-1979	(10 Per Package, Self Locking Nut)	K4006	1	F138
1978-1971	(10 Per Package, Self Locking Nut)	K4006	1	F139
Strut Rod Bushing Kit				
1980-1979	(Improved Design)	K7090	1	F138
1977-1976	(Improved Design)	K7083	1	F138
1975-1972	(Improved Design)	K7089	1	F139
1971	Warren Michigan Assembly Plant, From Serial Number 1-V323352, (Improved Design)	K7089	1	F139
Sway Bar Bushing				
1980-1979		To Frame K7096	1	F139
Sway Bar Repair Kit				
1980-1979	(Includes Polyurethane Bushings And Solid Metal Sleeve For Enhanced Performance. Barrel Nut Allows For Easier Installation.) (Standard Design)	K700531 ‡ K8097	2 2	F138 F138
Ram Wagon B250				
Ball Joint				
1990-1981	(Powdered Metal Gusher Brg. For Better Lubrication)	Upper K778 ‡	2	F138

(Cont.) 200, 250 Series - 3/4 Ton-DODGE TRUCK**FRONT SUSPENSION (Cont.)**

Year	Model/Application	Part	P/C Qty	Figure
Ram Wagon B250				
Ball Joint				
1990-1981 (Cont.)	(Threaded Type, Powdered Metal Gusher Brg. For Better Lubrication)	Lower	K727 ‡	2 F138
	Except Threaded Ball Joint Housing, (Powdered Metal Gusher Brg. For Better Lubrication)	Lower	K7025 ‡	2 F138
Control Arm Bumper Bushing				
1990-1981		Upper	K7293	2 F138
Control Arm Bushing				
1990-1981	(Contains Front And Rear Bushings)	Upper	K7118	2 F138
		Lower	K7117	2 F138
Control Arm with Ball Joint				
1990-1981	(Contains Bushings) (R-Series)	Left Upper	CK620315 ‡	1 F138
		Left Upper	RK620315	1 F138
	(Contains Bushings) (R-Series)	Right Upper	CK620316 ‡	1 F138
		Right Upper	RK620316	1 F138
	(Contains Bushing, Powdered Metal Gusher Brg. For Better Lubrication) (R-Series)	Left Lower	CK620243 ‡	1 F138
		Left Lower	RK620243	1 F138
	(Contains Bushing, Powdered Metal Gusher Brg. For Better Lubrication) (R-Series)	Right Lower	CK620242 ‡	1 F138
		Right Lower	RK620242	1 F138
Radius Arm Hardware Kit				
1990-1981	(10 Per Package, Self Locking Nut)		K4006	1 F138
Strut Rod Bushing Kit				
1990-1981	(Improved Design)		K7090	1 F138
Sway Bar Bushing				
1990-1981		To Frame	K7096	1 F138
Sway Bar Repair Kit				
1990-1981	(Includes Polyurethane Bushings And Solid Metal Sleeve For Enhanced Performance. Barrel Nut Allows For Easier Installation.) (Standard Design)		K700531 ‡	2 F138
			K8097	2 F138
Sportsman Wagon B250				
Ball Joint				
1982-1981	(Powdered Metal Gusher Brg. For Better Lubrication)	Upper	K778 ‡	2 F138
	(Threaded Type, Powdered Metal Gusher Brg. For Better Lubrication)	Lower	K727 ‡	2 F138
	Except Threaded Ball Joint Housing, (Powdered Metal Gusher Brg. For Better Lubrication)	Lower	K7025 ‡	2 F138
Control Arm Bumper Bushing				
1982-1981		Upper	K7293	2 F138
Control Arm Bushing				
1982-1981	(Contains Front And Rear Bushings)	Upper	K7118	2 F138
		Lower	K7117	2 F138
Control Arm with Ball Joint				
1982-1981	(Contains Bushings) (R-Series)	Left Upper	CK620315 ‡	1 F138
		Left Upper	RK620315	1 F138
	(Contains Bushings) (R-Series)	Right Upper	CK620316 ‡	1 F138
		Right Upper	RK620316	1 F138
	(Contains Bushing, Powdered Metal Gusher Brg. For Better Lubrication) (R-Series)	Left Lower	CK620243 ‡	1 F138
		Left Lower	RK620243	1 F138
	(Contains Bushing, Powdered Metal Gusher Brg. For Better Lubrication) (R-Series)	Right Lower	CK620242 ‡	1 F138
		Right Lower	RK620242	1 F138
Radius Arm Hardware Kit				
1982-1981	(10 Per Package, Self Locking Nut)		K4006	1 F138
Strut Rod Bushing Kit				
1982-1981	(Improved Design)		K7090	1 F138
Sway Bar Bushing				
1982-1981		To Frame	K7096	1 F138
Sway Bar Repair Kit				
1982-1981	(Includes Polyurethane Bushings And Solid Metal Sleeve For Enhanced Performance. Barrel Nut Allows For Easier Installation.) (Standard Design)		K700531 ‡	2 F138
			K8097	2 F138

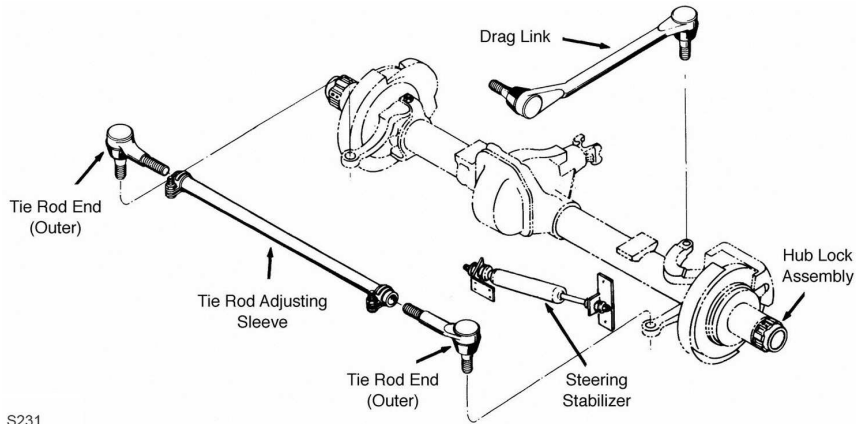
DODGE TRUCK-200, 250 Series - 3/4 Ton (Cont.)

STEERING



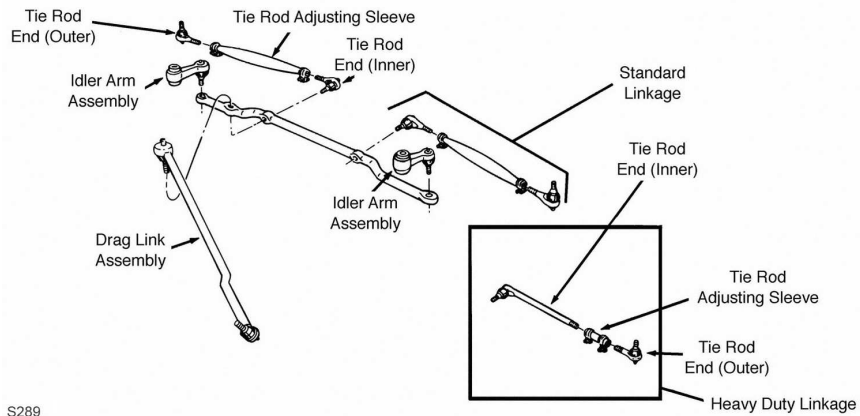
S230

S230



S231

S231

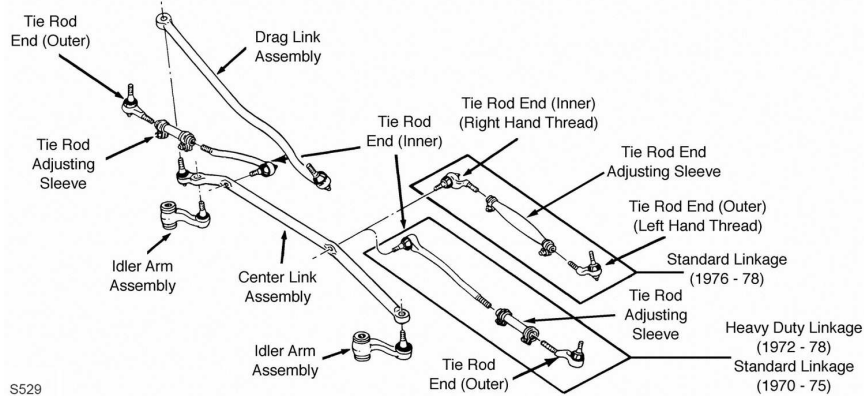


S289

S289

(Cont.) 200, 250 Series - 3/4 Ton-DODGE TRUCK

STEERING (Cont.)



S529

Year	Model/Application	Part	P/C Qty	Figure
3/4 Ton				
Tie Rod End				
1945-1943	.688" - 18 Threads, 3.410" Length, (Includes Sunoloy-Coated Metal Bearing To Combine Durability With Smooth Stud Swing)	Left Outer	ES158L ‡	1
	.688" - 18 Threads, 3.410" Length, (Includes Sunoloy-Coated Metal Bearing To Combine Durability With Smooth Stud Swing)	Right Outer	ES158R ‡	1
P200				
Steering Damper Bellows				
1970-1968	I-Beam Front Axle, (Trail Boss)	Front	SSD68	1
1964-1961	(Trail Boss)	Front	SSD68	1
Steering Damper Cylinder				
1970-1968	I-Beam Front Axle, (Trail Boss)	Front	SSD42	1
1964-1961	(Trail Boss)	Front	SSD48	1
Steering Damper Kit				
1970-1968	I-Beam Front Axle, (Super Trail Boss)	Front	SSD99	1
Tie Rod End				
1974-1972	.688" - 18 Threads, 3.410" Length, (Includes Sunoloy-Coated Metal Bearing To Combine Durability With Smooth Stud Swing)	Left Outer	ES158L ‡	1
	.688" - 18 Threads, 3.410" Length, (Includes Sunoloy-Coated Metal Bearing To Combine Durability With Smooth Stud Swing)	Right Outer	ES158R ‡	1
1971-1968	(Powdered Metal Gusher Brg. For Better Lubrication)	Right Outer	ES140R ‡	1
Power Ram W250				
Drag Link Assembly				
1990-1983	(Greaseable Socket Reduces Corrosion/Wear)		DS914 ‡	1 S231
1982-1981	Four Wheel Drive (4X4), (Greaseable Socket Reduces Corrosion/Wear)		DS914 ‡	1 S231
Steering Damper Bellows				
1990-1981	(Super Trail Boss)	Front	SSD90	1 S231
	(Trail Boss)	Front	SSD68	1 S231
Steering Damper Cylinder				
1990-1981	(Trail Boss)	Front	SSD48	1 S231
	Except Dana 60 Axle, Except 3-1/2" Outside Diameter Steering Damper, (Super Trail Boss)	Front	SSD82	1 S231
Steering Damper Kit				
1990-1984	With 3-1/2" Outside Diameter Steering Damper, Dana 60 Axle, (Trail Boss)	Front	SSD11	1 S231
1990-1981	Except Dana 60 Axle, Except 3-1/2" Outside Diameter Steering Damper, (Super Trail Boss)	Front	SSD92	1 S231
	Except Dana 60 Axle, Except 3-1/2" Outside Diameter Steering Damper, (Trail Boss)	Front	SSD13	1 S231
Tie Rod Adjusting Sleeve				
1985-1981	3500 Lb Drive Axle		DS1411S	1 S231
	Except 3500 Lb Axle		DS1410S	2 S231
Tie Rod End				
1990-1986	3500 Lb Drive Axle, (Left Hand Threads, Powdered Metal Gusher Brg. For Better Lubrication)	Outer	ES2848LT ‡	1 S231
	3500 Lb Drive Axle, (Right Hand Threads, Powdered Metal Gusher Brg. For Better Lubrication)	Outer	ES2847RT ‡	1 S231
1990-1981	4500 Lb Drive Axle, (Powdered Metal Gusher Brg. For Better Lubrication)	Left Outer	ES2010L ‡	1 S231
	4500 Lb Drive Axle, (Powdered Metal Gusher Brg. For Better Lubrication)	Right Outer	ES2010R ‡	1 S231
1985-1981	3500 Lb Drive Axle, 3/4" - 12 Coarse Threads, (Powdered Metal Gusher Brg. For Better Lubrication)	Right Outer	ES393R ‡	1 S231
	3500 Lb Drive Axle, 3/4" - 18 Fine Threads, (Powdered Metal Gusher Brg. For Better Lubrication)	Left Outer	ES394R ‡	1 S231

DODGE TRUCK-200, 250 Series - 3/4 Ton (Cont.)

STEERING (Cont.)

Year	Model/Application	Part	P/C Qty	Figure
Ram D200				
Center Link				
1980	225(3.7L), (Powdered Metal Gusher Brg. For Better Lubrication) 318(5.2L), (Powdered Metal Gusher Brg. For Better Lubrication) 360(5.9L), (Powdered Metal Gusher Brg. For Better Lubrication)	DS804 ‡ DS804 ‡ DS804 ‡	1 1 1	S230 S230 S230
1979	(Powdered Metal Gusher Brg. For Better Lubrication)	DS804 ‡	1	S230
1978-1972	131" Wheelbase, 3000 Or 3300 Lb Front Axle, (Powdered Metal Gusher Brg. For Better Lubrication) 131" Wheelbase, 4000 Lb Axle, (Powdered Metal Gusher Brg. For Better Lubrication) 149" Wheelbase, 3000 Or 3300 Lb Front Axle, (Powdered Metal Gusher Brg. For Better Lubrication) 149" Wheelbase, 4000 Lb Axle, (Powdered Metal Gusher Brg. For Better Lubrication) 165" Wheelbase, (Powdered Metal Gusher Brg. For Better Lubrication)	DS805 ‡ DS804 ‡ DS805 ‡ DS804 ‡ DS804 ‡	1 1 1 1 1	S230 S230 S230 S230 S230
Drag Link Assembly				
1972-1969	Manual Steering	DS798	1	
1968-1961	Manual Steering	DS653	1	
1960-1957	Power Steering, .688" - 18 Threads, 3.410" Length, (Drag Link End, Includes Sunoloy-Coated Metal Bearing To Combine Durability With Smooth Stud Swing)	ES158R ‡	1	
Idler Arm				
1980-1972	(Powdered Metal Gusher Brg. For Better Lubrication)	K7055 ‡	1	S230
Steering Damper Bellows				
1980	225(3.7L), Short/Long Arm Front Suspension, (Trail Boss) 318(5.2L), Short/Long Arm Front Suspension, (Trail Boss) 360(5.9L), Short/Long Arm Front Suspension, (Trail Boss)	Front SSD68 Front SSD68 Front SSD68	1 1 1	S230 S230 S230
1979	Short/Long Arm Front Suspension, (Trail Boss)	Front SSD68	1	S230
1977-1972	Coil Spring Suspension, Short/Long Arm Front Suspension, (Trail Boss)	Front SSD68	1	S230
1971-1960	Straight Axle, (Trail Boss)	Front SSD68	1	
Steering Damper Cylinder				
1977-1972	Coil Spring Suspension, Short/Long Arm Front Suspension, (Trail Boss)	Front SSD42	1	S230
1971-1960	I-Beam Front Axle, (Trail Boss)	Front SSD42	1	
Steering Damper Kit				
1980	225(3.7L), Short/Long Arm Front Suspension, (Trail Boss) 318(5.2L), Short/Long Arm Front Suspension, (Trail Boss) 360(5.9L), Short/Long Arm Front Suspension, (Trail Boss)	Front SSD10 Front SSD10 Front SSD10	1 1 1	S230 S230 S230
1979	Short/Long Arm Front Suspension, (Trail Boss)	Front SSD10	1	S230
1977-1972	Coil Spring Suspension, Short/Long Arm Front Suspension, (Trail Boss)	Front SSD10	1	S230
1971-1960	I-Beam Front Axle, (Super Trail Boss)	Front SSD99	1	
Tie Rod Adjusting Sleeve				
1980-1979	225(3.7L) 318(5.2L) 360(5.9L)	ES2146S ES2146S ES2146S	2 2 2	S230 S230 S230
1978-1972	131" Wheelbase, 3000 Or 3300 Lb Front Axle 131" Wheelbase, 4000 Lb Axle 149" Wheelbase, 3000 Or 3300 Lb Front Axle 149" Wheelbase, 4000 Lb Axle 165" Wheelbase	ES2004S ES638S ES2004S ES638S ES638S	2 2 2 2 2	S230 S230 S230 S230 S230
1971	11/16" - 18 Thread, 4.72" Length	ES2004S	1	S230
Tie Rod End				
1980-1979	225(3.7L), May Have Inner And Outer Tie Rod Ends Reversed, Check Threads, (Left Hand Threads, Powdered Metal Gusher Brg. For Better Lubrication) 225(3.7L), May Have Inner And Outer Tie Rod Ends Reversed, Check Threads, (Right Hand Threads, Powdered Metal Gusher Brg. For Better Lubrication) 318(5.2L), May Have Inner And Outer Tie Rod Ends Reversed, Check Threads, (Left Hand Threads, Powdered Metal Gusher Brg. For Better Lubrication) 318(5.2L), May Have Inner And Outer Tie Rod Ends Reversed, Check Threads, (Right Hand Threads, Powdered Metal Gusher Brg. For Better Lubrication) 360(5.9L), May Have Inner And Outer Tie Rod Ends Reversed, Check Threads, (Left Hand Threads, Powdered Metal Gusher Brg. For Better Lubrication) 360(5.9L), May Have Inner And Outer Tie Rod Ends Reversed, Check Threads, (Right Hand Threads, Powdered Metal Gusher Brg. For Better Lubrication)	Outer ES2121L ‡ Inner ES2120R ‡ Outer ES2121L ‡ Inner ES2120R ‡ Outer ES2121L ‡ Inner ES2120R ‡	2 2 2 2 2 2	S230 S230 S230 S230 S230 S230
1979	243(4.0L), May Have Inner And Outer Tie Rod Ends Reversed, Check Threads, (Left Hand Threads, Powdered Metal Gusher Brg. For Better Lubrication)	Outer ES2121L ‡	2	S230
1978-1972	131" Wheelbase, 3000 Or 3300 Lb Front Axle, (Left Hand Threads, Powdered Metal Gusher Brg. For Better Lubrication) 131" Wheelbase, 3000 Or 3300 Lb Front Axle, (Right Hand Threads, Powdered Metal Gusher Brg. For Better Lubrication) 131" Wheelbase, 4000 Lb Axle, (Left Hand Threads, Powdered Metal Gusher Brg. For Better Lubrication) 131" Wheelbase, 4000 Lb Axle, (Right Hand Threads, Powdered Metal Gusher Brg. For Better Lubrication)	Outer ES428L ‡ Inner ES428R ‡ Outer ES424L ‡ Inner ES424R ‡	2 2 2 2	S230 S230 S230 S230

(Cont.) 200, 250 Series - 3/4 Ton-DODGE TRUCK

STEERING (Cont.)

Year	Model/Application	Part	P/C Qty	Figure	
Ram D200					
Tie Rod End					
1978-1972 (Cont.)	149" Wheelbase, 3000 Or 3300 Lb Front Axle, (Left Hand Threads, Powdered Metal Gusher Brg. For Better Lubrication)	Outer	ES428L ‡	2	S230
	149" Wheelbase, 3000 Or 3300 Lb Front Axle, (Right Hand Threads, Powdered Metal Gusher Brg. For Better Lubrication)	Inner	ES428R ‡	2	S230
	149" Wheelbase, 4000 Lb Axle, (Left Hand Threads, Powdered Metal Gusher Brg. For Better Lubrication)	Outer	ES424L ‡	2	S230
	149" Wheelbase, 4000 Lb Axle, (Right Hand Threads, Powdered Metal Gusher Brg. For Better Lubrication)	Inner	ES424R ‡	2	S230
	165" Wheelbase, (Left Hand Threads, Powdered Metal Gusher Brg. For Better Lubrication)	Outer	ES424L ‡	2	S230
	165" Wheelbase, (Right Hand Threads, Powdered Metal Gusher Brg. For Better Lubrication)	Inner	ES424R ‡	2	S230
1971-1969	Pickup (2 Dr.), (Powdered Metal Gusher Brg. For Better Lubrication)	Left Outer	ES355RL ‡	1	
	Pickup (2 Dr.), (Powdered Metal Gusher Brg. For Better Lubrication)	Right Outer	ES352R ‡	1	
	Pickup (4 Dr.) Crew Cab, (Includes Sunoloy-Coated Metal Bearing To Combine Durability With Smooth Stud Swing)	Left Outer	ES158L ‡	1	
	Pickup (4 Dr.) Crew Cab, (Includes Sunoloy-Coated Metal Bearing To Combine Durability With Smooth Stud Swing)	Right Outer	ES158R ‡	1	
1968-1963	Cab-Chassis (4 Dr.) Crew Cab, Pickup (4 Dr.) Crew Cab, .688" - 18 Threads, 3.410" Length, (Includes Sunoloy-Coated Metal Bearing To Combine Durability With Smooth Stud Swing)	Left Outer	ES158L ‡	1	
	Cab-Chassis (4 Dr.) Crew Cab, Pickup (4 Dr.) Crew Cab, .688" - 18 Threads, 3.410" Length, (Includes Sunoloy-Coated Metal Bearing To Combine Durability With Smooth Stud Swing)	Right Outer	ES158R ‡	1	
	Pickup (2 Dr.), (Powdered Metal Gusher Brg. For Better Lubrication)	Right Outer	ES140R ‡	1	
1962-1961	(Powdered Metal Gusher Brg. For Better Lubrication)	Right Outer	ES140R ‡	1	
1960-1957	.688" - 18 Threads, 3.410" Length, (Includes Sunoloy-Coated Metal Bearing To Combine Durability With Smooth Stud Swing)	Left Outer	ES158L ‡	1	
	.688" - 18 Threads, 3.410" Length, (Includes Sunoloy-Coated Metal Bearing To Combine Durability With Smooth Stud Swing)	Right Outer	ES158R ‡	1	
	.688" - 18 Threads, 3.410" Length, (Includes Sunoloy-Coated Metal Bearing To Combine Durability With Smooth Stud Swing)	Left Inner	ES158R ‡	1	
Ram D250					
Center Link					
1990-1989	Diesel		DS1173	1	S230
1990-1988	Gasoline, (Powdered Metal Gusher Brg. For Better Lubrication)		DS804 ‡	1	S230
1988-1984	360(5.9L), (Powdered Metal Gusher Brg. For Better Lubrication)		DS804 ‡	1	S230
1987-1981	225(3.7L), (Powdered Metal Gusher Brg. For Better Lubrication)		DS804 ‡	1	S230
	318(5.2L), (Powdered Metal Gusher Brg. For Better Lubrication)		DS804 ‡	1	S230
1981	360(5.9L), (Powdered Metal Gusher Brg. For Better Lubrication)		DS804 ‡	1	S230
Idler Arm					
1990-1981	(Powdered Metal Gusher Brg. For Better Lubrication)		K7055 ‡	1	S230
Steering Damper Cylinder					
1987-1981	Short/Long Arm Front Suspension, (Trail Boss)	Front	SSD42	1	S230
Steering Damper Kit					
1990-1989	239(3.9L), Short/Long Arm Front Suspension, (Trail Boss)	Front	SSD10	1	S230
	318(5.2L), (Trail Boss)	Front	SSD10	1	S230
	360(5.9L), Short/Long Arm Front Suspension, (Trail Boss)	Front	SSD10	1	S230
1987-1981	Short/Long Arm Front Suspension, (Trail Boss)	Front	SSD10	1	S230
Tie Rod Adjusting Sleeve					
1990-1989	Diesel		ES3124S	2	S230
	Gasoline		ES2146S	2	S230
1988	239(3.9L)		ES2146S	2	S230
1988-1984	360(5.9L)		ES2146S	2	S230
1988-1981	318(5.2L)		ES2146S	2	S230
1987-1981	225(3.7L)		ES2146S	2	S230
1981	360(5.9L)		ES2146S	2	S230
Tie Rod End					
1990-1989	Diesel	Outer	ES3122R	2	S230
	Diesel	Inner	ES3123L	2	S230
	Gasoline, May Have Inner And Outer Tie Rod Ends Reversed, Check Threads, (Left Hand Threads, Powdered Metal Gusher Brg. For Better Lubrication)	Outer	ES2121L ‡	2	S230
1990-1988	239(3.9L), May Have Inner And Outer Tie Rod Ends Reversed, Check Threads, (Right Hand Threads, Powdered Metal Gusher Brg. For Better Lubrication)	Inner	ES2120R ‡	2	S230
1990-1984	360(5.9L), May Have Inner And Outer Tie Rod Ends Reversed, Check Threads, (Right Hand Threads, Powdered Metal Gusher Brg. For Better Lubrication)	Inner	ES2120R ‡	2	S230
1990-1981	318(5.2L), May Have Inner And Outer Tie Rod Ends Reversed, Check Threads, (Right Hand Threads, Powdered Metal Gusher Brg. For Better Lubrication)	Inner	ES2120R ‡	2	S230

DODGE TRUCK-200, 250 Series - 3/4 Ton (Cont.)

STEERING (Cont.)

Year	Model/Application	Part	P/C Qty	Figure
Ram D250				
Tie Rod End				
1988-1981	May Have Inner And Outer Tie Rod Ends Reversed, Check Threads, (Left Hand Threads, Powdered Metal Gusher Brg. For Better Lubrication)	Outer ES2121L ‡	2	S230
1987-1981	225(3.7L), May Have Inner And Outer Tie Rod Ends Reversed, Check Threads, (Right Hand Threads, Powdered Metal Gusher Brg. For Better Lubrication)	Inner ES2120R ‡	2	S230
1981	360(5.9L), May Have Inner And Outer Tie Rod Ends Reversed, Check Threads, (Right Hand Threads, Powdered Metal Gusher Brg. For Better Lubrication)	Inner ES2120R ‡	2	S230
Ram RD200				
Drag Link Assembly				
1980-1978	(Greaseable Socket Reduces Corrosion/Wear)	DS914 ‡	1	S231
Tie Rod End				
1980-1979	3/4" - 12 Coarse Threads, (Powdered Metal Gusher Brg. For Better Lubrication)	Right Outer ES393R ‡	1	S231
	3/4" - 18 Fine Threads, (Powdered Metal Gusher Brg. For Better Lubrication)	Left Outer ES394R ‡	1	S231
Ram RD250				
Drag Link Assembly				
1981	(Greaseable Socket Reduces Corrosion/Wear)	DS914 ‡	1	S231
Tie Rod End				
1981	3/4" - 12 Coarse Threads, (Powdered Metal Gusher Brg. For Better Lubrication)	Right Outer ES393R ‡	1	S231
	3/4" - 18 Fine Threads, (Powdered Metal Gusher Brg. For Better Lubrication)	Left Outer ES394R ‡	1	S231
Ram Van B200				
Center Link				
1978-1971	(Powdered Metal Gusher Brg. For Better Lubrication)	DS788 ‡	1	S529
Drag Link Assembly				
1980-1979	(Complete Three Piece Assembly, Powdered Metal Gusher Brg. For Better Lubrication)	DS1000 ‡	1	S289
1978-1971	(Powdered Metal Gusher Brg. For Better Lubrication)	DS789 ‡	1	S529
Idler Arm				
1980-1979	(Powdered Metal Gusher Brg. For Better Lubrication)	K7106 ‡	2	S289
Idler Arm Bushing Kit				
1978-1974	(For OE Design Idler Arm Only)	K7046	1	S529
Steering Damper Bellows				
1980-1971	(Trail Boss)	Front SSD68	1	
Steering Damper Cylinder				
1980-1979	(Super Trail Boss)	Front SSD82	1	
1978-1971	(Trail Boss)	Front SSD42	1	
Steering Damper Kit				
1980-1979	(Trail Boss)	Front SSD44	1	
1978-1971	(Trail Boss)	Front SSD21	1	
Tie Rod Adjusting Sleeve				
1980-1979	14.34" Length	DS1038S	2	S289
1975-1971		ES638S	2	S529
Tie Rod End				
1980-1979	May Have Inner And Outer Tie Rod Ends Reversed, Check Threads, (Left Hand Threads, Powdered Metal Gusher Brg. For Better Lubrication)	Outer ES2121L ‡	2	S289
	May Have Inner And Outer Tie Rod Ends Reversed, Check Threads, (Right Hand Threads, Powdered Metal Gusher Brg. For Better Lubrication)	Inner ES2120R ‡	2	S289
1978-1976	(Left Hand Threads, Powdered Metal Gusher Brg. For Better Lubrication)	ES2076L ‡	2	S529
	(Right Hand Threads, Powdered Metal Gusher Brg. For Better Lubrication)	ES2075R ‡	2	S529
1975-1971	(Powdered Metal Gusher Brg. For Better Lubrication)	Inner DS786 ‡	2	S529
Ram Van B250				
Drag Link Assembly				
1990-1981	(Complete Three Piece Assembly, Powdered Metal Gusher Brg. For Better Lubrication)	DS1000 ‡	1	S289
Idler Arm				
1990-1981	(Powdered Metal Gusher Brg. For Better Lubrication)	K7106 ‡	2	S289
Steering Damper Bellows				
1990-1981	(Trail Boss)	Front SSD68	1	
Steering Damper Cylinder				
1990-1981	(Super Trail Boss)	Front SSD82	1	

(Cont.) 200, 250 Series - 3/4 Ton-DODGE TRUCK**STEERING (Cont.)**

Year	Model/Application	Part	P/C Qty	Figure
Ram Van B250				
Steering Damper Kit				
1990-1981	(Trail Boss) Front	SSD44	1	
Tie Rod Adjusting Sleeve				
1990-1981	14.34" Length	DS1038S	2	S289
Tie Rod End				
1990-1981	May Have Inner And Outer Tie Rod Ends Reversed, Check Threads, (Left Hand Threads, Powdered Metal Gusher Brg. For Better Lubrication)	Outer ES2121L ‡	2	S289
	May Have Inner And Outer Tie Rod Ends Reversed, Check Threads, (Right Hand Threads, Powdered Metal Gusher Brg. For Better Lubrication)	Inner ES2120R ‡	2	S289
Ram W200				
Drag Link Assembly				
1980-1978	(Greaseable Socket Reduces Corrosion/Wear)	DS914 ‡	1	S231
1974-1972	Four Wheel Drive (4X4), Except 4500 Lb Drive Axle	DS866	1	S231
1960-1957	Power Steering, .688" - 18 Threads, 3.410" Length, (Drag Link End, Includes Sunoloy-Coated Metal Bearing To Combine Durability With Smooth Stud Swing)	ES158R ‡	1	
Steering Damper Bellows				
1980-1969	(Super Trail Boss) Front	SSD90	1	S231
	(Trail Boss) Front	SSD68	1	S231
1967-1960	(Super Trail Boss) Front	SSD90	1	
	(Trail Boss) Front	SSD68	1	
Steering Damper Cylinder				
1980-1969	(Trail Boss) Front	SSD48	1	S231
	Except Dana 60 Axle, Except 3-1/2" Outside Diameter Steering Damper, (Super Trail Boss) Front	SSD82	1	S231
1967-1960	(Trail Boss) Front	SSD48	1	
	Except Dana 60 Axle, Except 3-1/2" Outside Diameter Steering Damper, (Super Trail Boss) Front	SSD82	1	
Steering Damper Kit				
1980-1969	Except Dana 60 Axle, Except 3-1/2" Outside Diameter Steering Damper, (Super Trail Boss) Front	SSD92	1	S231
	Except Dana 60 Axle, Except 3-1/2" Outside Diameter Steering Damper, (Trail Boss) Front	SSD13	1	S231
1967-1960	Except Dana 60 Axle, Except 3-1/2" Outside Diameter Steering Damper, (Super Trail Boss) Front	SSD92	1	
	Except Dana 60 Axle, Except 3-1/2" Outside Diameter Steering Damper, (Trail Boss) Front	SSD13	1	
Tie Rod Adjusting Sleeve				
1980-1978	Except 3500 Lb Axle	DS1410S	2	S231
1980-1976	Four Wheel Drive (4X4), 3500 Lb Drive Axle	DS1411S	1	S231
Tie Rod End				
1980-1976	4500 Lb Drive Axle, (Powdered Metal Gusher Brg. For Better Lubrication) Left Outer	ES2010L ‡	1	S231
	4500 Lb Drive Axle, (Powdered Metal Gusher Brg. For Better Lubrication) Right Outer	ES2010R ‡	1	S231
1980-1975	3500 Lb Drive Axle, 3/4" - 12 Coarse Threads, (Powdered Metal Gusher Brg. For Better Lubrication) Right Outer	ES393R ‡	1	S231
	3500 Lb Drive Axle, 3/4" - 18 Fine Threads, (Powdered Metal Gusher Brg. For Better Lubrication) Left Outer	ES394R ‡	1	S231
1974	3500 Lb Axle, (Powdered Metal Gusher Brg. For Better Lubrication) Left Outer	ES394R ‡	1	S231
	3500 Lb Axle, (Powdered Metal Gusher Brg. For Better Lubrication) Right Outer	ES393R ‡	1	S231
	3850 Lb Drive Axle, (Powdered Metal Gusher Brg. For Better Lubrication) Left Outer	ES394R ‡	1	S231
	3850 Lb Drive Axle, (Powdered Metal Gusher Brg. For Better Lubrication) Right Outer	ES393R ‡	1	S231
	4000 Lb Axle, (Powdered Metal Gusher Brg. For Better Lubrication) Left Outer	ES394R ‡	1	S231
	4000 Lb Axle, (Powdered Metal Gusher Brg. For Better Lubrication) Right Outer	ES393R ‡	1	S231
	4500 Lb Drive Axle, 1.000" - 16 Threads, 3.750" Length, (Powdered Metal Gusher Brg. For Better Lubrication) Outer	ES176R ‡	2	S231
1973-1972	4500 Lb Drive Axle, 1.000" - 16 Threads, (Powdered Metal Gusher Brg. For Better Lubrication) Left Outer	ES176L ‡	1	S231
	4500 Lb Drive Axle, 3/4" - 12 Coarse Threads, (Powdered Metal Gusher Brg. For Better Lubrication) Right Outer	ES393R ‡	1	S231
	4500 Lb Drive Axle, 3/4" - 18 Fine Threads, (Powdered Metal Gusher Brg. For Better Lubrication) Left Outer	ES394R ‡	1	S231
1971-1969	3000 Lb Axle, (Powdered Metal Gusher Brg. For Better Lubrication) Right Outer	ES354R ‡	1	S231
	3500 Lb Axle, (Powdered Metal Gusher Brg. For Better Lubrication) Left Outer	ES394R ‡	1	S231
	3500 Lb Axle, (Powdered Metal Gusher Brg. For Better Lubrication) Right Outer	ES393R ‡	1	S231
1968-1961	3000 Lb Drive Axle Stamped 2408 Or 2457, From Serial Number 1449390, (Powdered Metal Gusher Brg. For Better Lubrication) Right Outer	ES354R ‡	1	
1967-1963	3000 Lb Axle, (Powdered Metal Gusher Brg. For Better Lubrication) Left Outer	ES354L ‡	1	
1960-1957	.688" - 18 Threads, 3.410" Length, (Includes Sunoloy-Coated Metal Bearing To Combine Durability With Smooth Stud Swing) Left Outer	ES158L ‡	1	
	Conventional Power Steering, .688" - 18 Threads, 3.410" Length, (Includes Sunoloy-Coated Metal Bearing To Combine Durability With Smooth Stud Swing) Drag Link End	ES158R ‡	1	

DODGE TRUCK-200, 250 Series - 3/4 Ton (Cont.)

STEERING (Cont.)

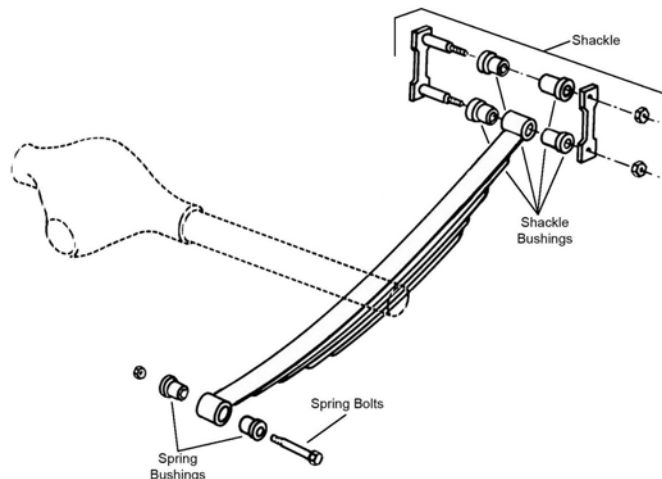
Year	Model/Application	Part	P/C Qty	Figure
Ram Wagon B200				
Center Link				
1978-1971	(Powdered Metal Gusher Brg. For Better Lubrication)	DS788 ‡	1	S529
Drag Link Assembly				
1980-1979	(Complete Three Piece Assembly, Powdered Metal Gusher Brg. For Better Lubrication)	DS1000 ‡	1	S289
1978-1971	(Powdered Metal Gusher Brg. For Better Lubrication)	DS789 ‡	1	S529
Idler Arm				
1980-1979	(Powdered Metal Gusher Brg. For Better Lubrication)	K7106 ‡	2	S289
Idler Arm Bushing Kit				
1978-1974	(For OE Design Idler Arm Only)	K7046	1	
Steering Damper Bellows				
1980-1971	(Trail Boss)	Front SSD68	1	
Steering Damper Cylinder				
1980-1979	(Super Trail Boss)	Front SSD82	1	
1978-1971	(Trail Boss)	Front SSD42	1	
Steering Damper Kit				
1980-1979	(Trail Boss)	Front SSD44	1	
1978-1971	(Trail Boss)	Front SSD21	1	
Tie Rod Adjusting Sleeve				
1980-1979	14.34" Length	DS1038S	2	S289
1975-1971		ES638S	2	S529
Tie Rod End				
1980-1979	May Have Inner And Outer Tie Rod Ends Reversed, Check Threads, (Left Hand Threads, Powdered Metal Gusher Brg. For Better Lubrication)	Outer ES2121L ‡	2	S289
		Inner ES2120R ‡	2	S289
1978-1976	(Left Hand Threads, Powdered Metal Gusher Brg. For Better Lubrication) (Right Hand Threads, Powdered Metal Gusher Brg. For Better Lubrication)	ES2076L ‡	2	S529
		ES2075R ‡	2	S529
1975-1971	(Powdered Metal Gusher Brg. For Better Lubrication)	Inner DS786 ‡	2	S529
Ram Wagon B250				
Drag Link Assembly				
1990-1981	(Complete Three Piece Assembly, Powdered Metal Gusher Brg. For Better Lubrication)	DS1000 ‡	1	S289
Idler Arm				
1990-1981	(Powdered Metal Gusher Brg. For Better Lubrication)	K7106 ‡	2	S289
Steering Damper Bellows				
1990-1981	(Trail Boss)	Front SSD68	1	
Steering Damper Cylinder				
1990-1981	(Super Trail Boss)	Front SSD82	1	
Steering Damper Kit				
1990-1981	(Trail Boss)	Front SSD44	1	
Tie Rod Adjusting Sleeve				
1990-1981	14.34" Length	DS1038S	2	S289
Tie Rod End				
1990-1981	May Have Inner And Outer Tie Rod Ends Reversed, Check Threads, (Left Hand Threads, Powdered Metal Gusher Brg. For Better Lubrication) May Have Inner And Outer Tie Rod Ends Reversed, Check Threads, (Right Hand Threads, Powdered Metal Gusher Brg. For Better Lubrication)	Outer ES2121L ‡	2	S289
		Inner ES2120R ‡	2	S289
Sportsman Wagon B250				
Drag Link Assembly				
1982-1981	(Complete Three Piece Assembly, Powdered Metal Gusher Brg. For Better Lubrication)	DS1000 ‡	1	S289
Idler Arm				
1982-1981	(Powdered Metal Gusher Brg. For Better Lubrication)	K7106 ‡	2	S289
Steering Damper Bellows				
1982-1981	(Trail Boss)	Front SSD68	1	
Steering Damper Cylinder				
1982-1981	(Super Trail Boss)	Front SSD82	1	
Steering Damper Kit				
1982-1981	(Trail Boss)	Front SSD44	1	

(Cont.) 200, 250 Series - 3/4 Ton-DODGE TRUCK

STEERING (Cont.)

Year	Model/Application	Part	P/C Qty	Figure
Sportsman Wagon B250				
Tie Rod Adjusting Sleeve				
1982-1981	14.34" Length	DS1038S	2	S289
Tie Rod End				
1982-1981	May Have Inner And Outer Tie Rod Ends Reversed, Check Threads, (Left Hand Threads, Powdered Metal Gusher Brg. For Better Lubrication)	Outer ES2121L ‡	2	S289
	May Have Inner And Outer Tie Rod Ends Reversed, Check Threads, (Right Hand Threads, Powdered Metal Gusher Brg. For Better Lubrication)	Inner ES2120R ‡	2	S289
VD-15				
Tie Rod End				
1940	.688" - 18 Threads, 3.410" Length, (Includes Sunoloy-Coated Metal Bearing To Combine Durability With Smooth Stud Swing)	Left Outer ES158L ‡	1	
	.688" - 18 Threads, 3.410" Length, (Includes Sunoloy-Coated Metal Bearing To Combine Durability With Smooth Stud Swing)	Right Outer ES158R ‡	1	
WD-15				
Tie Rod End				
1947-1946	.688" - 18 Threads, 3.410" Length, (Includes Sunoloy-Coated Metal Bearing To Combine Durability With Smooth Stud Swing)	Left Outer ES158L ‡	1	
	.688" - 18 Threads, 3.410" Length, (Includes Sunoloy-Coated Metal Bearing To Combine Durability With Smooth Stud Swing)	Right Outer ES158R ‡	1	
1942-1941	.688" - 18 Threads, 3.410" Length, (Includes Sunoloy-Coated Metal Bearing To Combine Durability With Smooth Stud Swing)	Left Outer ES158L ‡	1	
	.688" - 18 Threads, 3.410" Length, (Includes Sunoloy-Coated Metal Bearing To Combine Durability With Smooth Stud Swing)	Right Outer ES158R ‡	1	

REAR SUSPENSION



R309

Year	Model/Application	Part	P/C Qty	Figure
P200				
Leaf Spring Shackle Bushing				
1971-1968	1-1/2" Outside Diameter X 3/4" Inside Diameter, (1 Piece Design)	Lower Rear	SB268	2
Power Ram W250				
Camber Kingpin				
1990	Dana 60 Axle, 1-1/2 Degree Maximum Positive Camber, (Eccentric Bushing, Adjustable Camber Kingpin)		K992 ‡	2
Leaf Spring Bolt				
1990-1981	1/2" Bolt Diameter	Front	K150193	2 R309
Leaf Spring Bushing				
1990-1981	1" Outside Diameter X 1/2" Inside Diameter	Front	SB266	2 R309
	1-1/2" Outside Diameter X 3/4" Inside Diameter, (1 Piece Design)	Front	SB268	2 R309
Leaf Spring Shackle Bolt				
1990-1981	1/2" Bolt Diameter		K150193	4 R309
Leaf Spring Shackle Bushing				
1990-1981	1" Outside Diameter X 1/2" Inside Diameter		SB266	2 R309
	1-1/2" Outside Diameter X 3/4" Inside Diameter, (1 Piece Design)		SB268	2 R309

DODGE TRUCK-200, 250 Series - 3/4 Ton (Cont.)

REAR SUSPENSION (Cont.)

Year	Model/Application	Part	P/C Qty	Figure
Ram D200				
Leaf Spring Bolt				
1980-1978	1/2" Bolt Diameter	Front	K150193	2 R309
1958-1957		Upper Rear	K150301	2
		Lower Rear	K150301	2
		Front	K150301	2
Leaf Spring Bushing				
1980-1959	1" Outside Diameter X 1/2" Inside Diameter	Front	SB266	2 R309
	1-1/2" Outside Diameter X 3/4" Inside Diameter, (1 Piece Design)	Front	SB268	2 R309
Leaf Spring Shackle Bolt				
1980-1978	1/2" Bolt Diameter		K150193	4 R309
1958-1957		Upper Rear	K150301	2
Leaf Spring Shackle Bushing				
1980-1959	1" Outside Diameter X 1/2" Inside Diameter		SB266	2 R309
	1-1/2" Outside Diameter X 3/4" Inside Diameter, (1 Piece Design)		SB268	2 R309
Ram D250				
Leaf Spring Bolt				
1990-1981	1/2" Bolt Diameter	Front	K150193	2 R309
Leaf Spring Bushing				
1990-1981	1" Outside Diameter X 1/2" Inside Diameter	Front	SB266	2 R309
	1-1/2" Outside Diameter X 3/4" Inside Diameter, (1 Piece Design)	Front	SB268	2 R309
Leaf Spring Shackle Bushing				
1990-1981	1" Outside Diameter X 1/2" Inside Diameter		SB266	2 R309
	1-1/2" Outside Diameter X 3/4" Inside Diameter, (1 Piece Design)		SB268	2 R309
Ram Van B200				
Leaf Spring Bushing				
1980-1971	1-3/8" Outside Diameter	Front	K200958	2 R309
Leaf Spring Shackle Bushing				
1980-1971	1" Outside Diameter, (Split Type Bushing)		K7308	4 R309
	1-1/2" Outside Diameter X 3/4" Inside Diameter, (1 Piece Design)	Upper Rear	SB268	2 R309
Ram Van B250				
Leaf Spring Bushing				
1981	1-3/8" Outside Diameter	Front	K200958	2 R309
Leaf Spring Shackle Bushing				
1990-1981	1" Outside Diameter, (Split Type Bushing)		K7308	4 R309
	1-1/2" Outside Diameter X 3/4" Inside Diameter, (1 Piece Design)	Upper Rear	SB268	2 R309
Ram W200				
Camber Kingpin				
1980-1969	Dana 60 Axle, 1-1/2 Degree Maximum Positive Camber, (Eccentric Bushing, Adjustable Camber Kingpin)		K992 ‡	2
1967-1960	Dana 60 Axle, 1-1/2 Degree Maximum Positive Camber, (Eccentric Bushing, Adjustable Camber Kingpin)		K992 ‡	2
Leaf Spring Bolt				
1980-1969	1/2" Bolt Diameter	Front	K150193	2 R309
1958-1957		Upper Rear	K150301	2
		Lower Rear	K150301	2
		Front	K150301	2
Leaf Spring Bushing				
1980-1971	1" Outside Diameter X 1/2" Inside Diameter	Front	SB266	2 R309
	1-1/2" Outside Diameter X 3/4" Inside Diameter, (1 Piece Design)	Front	SB268	2 R309
Leaf Spring Shackle Bolt				
1980-1971	1/2" Bolt Diameter		K150193	4 R309
1958-1957		Upper Rear	K150301	2
Leaf Spring Shackle Bushing				
1980-1971	1" Outside Diameter X 1/2" Inside Diameter		SB266	2 R309
	1-1/2" Outside Diameter X 3/4" Inside Diameter, (1 Piece Design)		SB268	2 R309
Ram Wagon B200				
Leaf Spring Bushing				
1980-1971	1-3/8" Outside Diameter	Front	K200958	2 R309

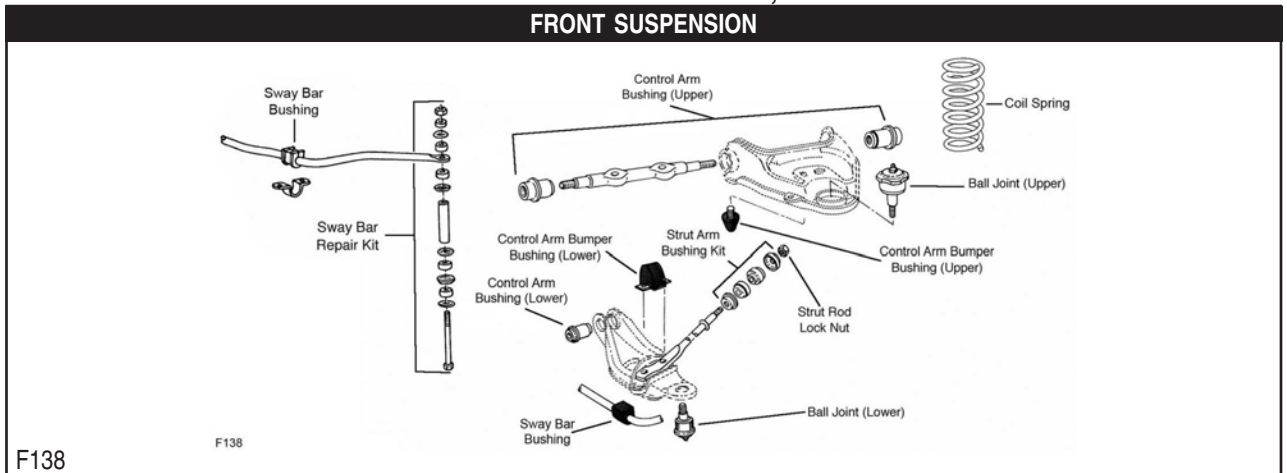
(Cont.) 200, 250 Series - 3/4 Ton-DODGE TRUCK

REAR SUSPENSION (Cont.)

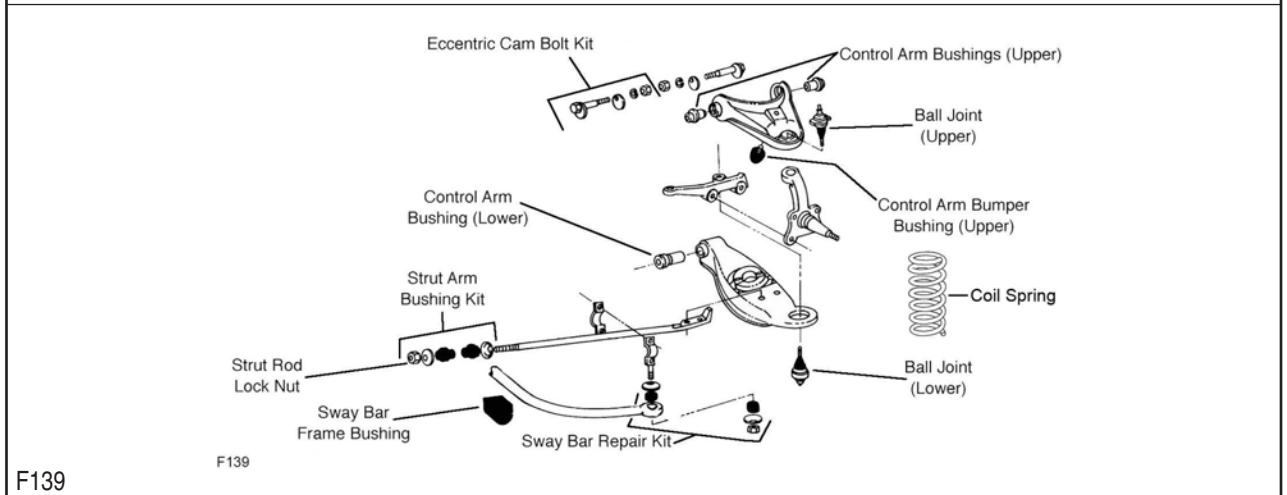
Year	Model/Application	Part	P/C Qty	Figure
Ram Wagon B200				
Leaf Spring Shackle Bushing				
1980-1971	1" Outside Diameter, (Split Type Bushing) 1-1/2" Outside Diameter X 3/4" Inside Diameter, (1 Piece Design)	Upper Rear K7308 SB268	4 2	R309 R309
Ram Wagon B250				
Leaf Spring Shackle Bushing				
1990-1981	1" Outside Diameter, (Split Type Bushing) 1-1/2" Outside Diameter X 3/4" Inside Diameter, (1 Piece Design)	Upper Rear K7308 SB268	4 2	R309 R309
Sportsman Wagon B250				
Leaf Spring Bushing				
1982-1981	1-3/8" Outside Diameter	Front K200958	2	R309
Leaf Spring Shackle Bushing				
1982-1981	1" Outside Diameter, (Split Type Bushing) 1-1/2" Outside Diameter X 3/4" Inside Diameter, (1 Piece Design)	Upper Rear K7308 SB268	4 2	R309 R309

300, 350 Series - 1 Ton-DODGE TRUCK

FRONT SUSPENSION



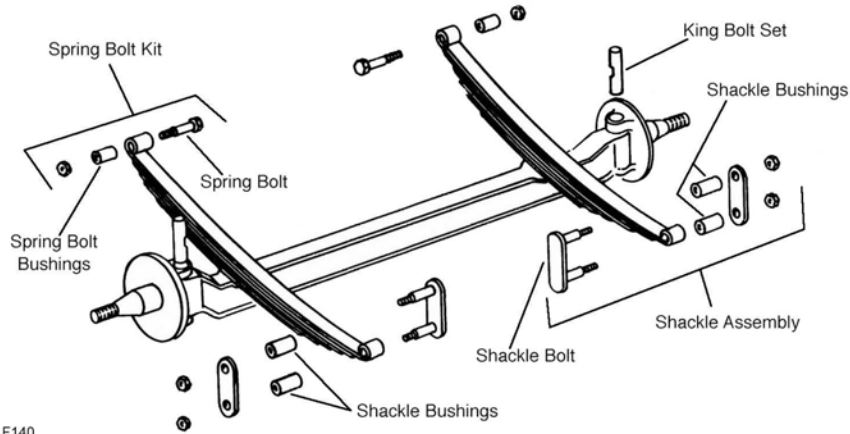
F138



F139

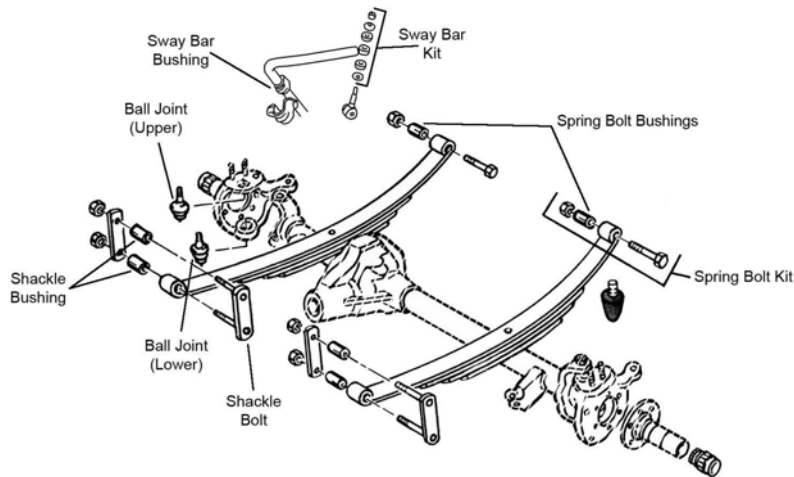
DODGE TRUCK-300, 350 Series - 1 Ton (Cont.)

FRONT SUSPENSION (Cont.)



F140

F140



F501

Year	Model/Application	Part	P/C Qty	Figure
1 Ton				
King Bolt Set				
1945-1943	4500, 4700, And 5000 Lb Axle, (Contains Roller Bearing And Metal Bushing)	8456B	1	
B-1-D				
King Bolt Set				
1949-1948	3700,3750 Or 4000 Lb Axle, .937" Pin Diameter, 6.469" Length, (Contains Nylon Bushing, One Keyway)	8454N	1	
	4500, 4700, And 5000 Lb Axle, (Contains Roller Bearing And Metal Bushing)	8456B	1	
	Route Van From Serial Number 84205388, .8730" X 5.375", (Contains Metal Bushing)	8453B	1	
B-1-DU				
King Bolt Set				
1948	3700,3750 Or 4000 Lb Axle, .937" Pin Diameter, 6.469" Length, (Contains Nylon Bushing, One Keyway)	8454N	1	
	4500, 4700, And 5000 Lb Axle, (Contains Roller Bearing And Metal Bushing)	8456B	1	
	Route Van From Serial Number 84205388, .8730" X 5.375", (Contains Metal Bushing)	8453B	1	
B-1-EU				
King Bolt Set				
1949	3700,3750 Or 4000 Lb Axle, .937" Pin Diameter, 6.469" Length, (Contains Nylon Bushing, One Keyway)	8454N	1	
	4500, 4700, And 5000 Lb Axle, (Contains Roller Bearing And Metal Bushing)	8456B	1	
	Route Van From Serial Number 84205388, .8730" X 5.375", (Contains Metal Bushing)	8453B	1	
B-1-EUF				
King Bolt Set				
1949	3700,3750 Or 4000 Lb Axle, .937" Pin Diameter, 6.469" Length, (Contains Nylon Bushing, One Keyway)	8454N	1	
	4500, 4700, And 5000 Lb Axle, (Contains Roller Bearing And Metal Bushing)	8456B	1	
	Route Van From Serial Number 84205388, .8730" X 5.375", (Contains Metal Bushing)	8453B	1	

(Cont.) 300, 350 Series - 1 Ton-DODGE TRUCK**FRONT SUSPENSION (Cont.)**

Year	Model/Application	Part	P/C Qty	Figure
B-2-D				
King Bolt Set				
1950	3700,3750 Or 4000 Lb Axle, .937" Pin Diameter, 6.469" Length, (Contains Nylon Bushing, One Keyway)	8454N	1	
	4500, 4700, And 5000 Lb Axle, (Contains Roller Bearing And Metal Bushing)	8456B	1	
	Except Route Van, 2500 And 2800 Lb Axle, Except Serial Numbers 81289200 And 81289309, From Serial Number 81288101, .8730" X 5.375", (Contains Metal Bushing)	8453B	1	
	Route Van From Serial Number 84205388, .8730" X 5.375", (Contains Metal Bushing)	8453B	1	
B-2-DU				
King Bolt Set				
1950	3700,3750 Or 4000 Lb Axle, .937" Pin Diameter, 6.469" Length, (Contains Nylon Bushing, One Keyway)	8454N	1	
	4500, 4700, And 5000 Lb Axle, (Contains Roller Bearing And Metal Bushing)	8456B	1	
	Except Route Van, 2500 And 2800 Lb Axle, Except Serial Numbers 81289200 And 81289309, From Serial Number 81288101, .8730" X 5.375", (Contains Metal Bushing)	8453B	1	
	Route Van From Serial Number 84205388, .8730" X 5.375", (Contains Metal Bushing)	8453B	1	
B-2-EU				
King Bolt Set				
1950	3700,3750 Or 4000 Lb Axle, .937" Pin Diameter, 6.469" Length, (Contains Nylon Bushing, One Keyway)	8454N	1	
	4500, 4700, And 5000 Lb Axle, (Contains Roller Bearing And Metal Bushing)	8456B	1	
	Except Route Van, 2500 And 2800 Lb Axle, Except Serial Numbers 81289200 And 81289309, From Serial Number 81288101, .8730" X 5.375", (Contains Metal Bushing)	8453B	1	
	Route Van From Serial Number 84205388, .8730" X 5.375", (Contains Metal Bushing)	8453B	1	
B-2-EUF				
King Bolt Set				
1950	3700,3750 Or 4000 Lb Axle, .937" Pin Diameter, 6.469" Length, (Contains Nylon Bushing, One Keyway)	8454N	1	
	4500, 4700, And 5000 Lb Axle, (Contains Roller Bearing And Metal Bushing)	8456B	1	
	Except Route Van, 2500 And 2800 Lb Axle, Except Serial Numbers 81289200 And 81289309, From Serial Number 81288101, .8730" X 5.375", (Contains Metal Bushing)	8453B	1	
	Route Van From Serial Number 84205388, .8730" X 5.375", (Contains Metal Bushing)	8453B	1	
B-3-D				
King Bolt Set				
1952-1951	4500, 4700, And 5000 Lb Axle, (Contains Roller Bearing And Metal Bushing)	8456B	1	
	Except Route Van, 2500 And 2800 Lb Axle, Except Serial Numbers 81289200 And 81289309, From Serial Number 81288101, .8730" X 5.375", (Contains Metal Bushing)	8453B	1	
	Route Van From Serial Number 84205388, .8730" X 5.375", (Contains Metal Bushing)	8453B	1	
B-3-DU				
King Bolt Set				
1952-1951	4500, 4700, And 5000 Lb Axle, (Contains Roller Bearing And Metal Bushing)	8456B	1	
	Except Route Van, 2500 And 2800 Lb Axle, Except Serial Numbers 81289200 And 81289309, From Serial Number 81288101, .8730" X 5.375", (Contains Metal Bushing)	8453B	1	
	Route Van From Serial Number 84205388, .8730" X 5.375", (Contains Metal Bushing)	8453B	1	
B-3-EU				
King Bolt Set				
1952-1951	4500, 4700, And 5000 Lb Axle, (Contains Roller Bearing And Metal Bushing)	8456B	1	
	Except Route Van, 2500 And 2800 Lb Axle, Except Serial Numbers 81289200 And 81289309, From Serial Number 81288101, .8730" X 5.375", (Contains Metal Bushing)	8453B	1	
	Route Van From Serial Number 84205388, .8730" X 5.375", (Contains Metal Bushing)	8453B	1	
B-4-D				
King Bolt Set				
1953	4500, 4700, And 5000 Lb Axle, (Contains Roller Bearing And Metal Bushing)	8456B	1	
	Except Route Van, 2500 And 2800 Lb Axle, Except Serial Numbers 81289200 And 81289309, From Serial Number 81288101, .8730" X 5.375", (Contains Metal Bushing)	8453B	1	
	Route Van From Serial Number 84205388, .8730" X 5.375", (Contains Metal Bushing)	8453B	1	
B-4-DU				
King Bolt Set				
1953	4500, 4700, And 5000 Lb Axle, (Contains Roller Bearing And Metal Bushing)	8456B	1	
	Except Route Van, 2500 And 2800 Lb Axle, Except Serial Numbers 81289200 And 81289309, From Serial Number 81288101, .8730" X 5.375", (Contains Metal Bushing)	8453B	1	
	Route Van From Serial Number 84205388, .8730" X 5.375", (Contains Metal Bushing)	8453B	1	
B-4-EU				
King Bolt Set				
1953	4500, 4700, And 5000 Lb Axle, (Contains Roller Bearing And Metal Bushing)	8456B	1	
	Except Route Van, 2500 And 2800 Lb Axle, Except Serial Numbers 81289200 And 81289309, From Serial Number 81288101, .8730" X 5.375", (Contains Metal Bushing)	8453B	1	

DODGE TRUCK-300, 350 Series - 1 Ton (Cont.)

FRONT SUSPENSION (Cont.)

Year	Model/Application	Part	P/C Qty	Figure
B-4-EU				
King Bolt Set				
1953 (Cont.)	Route Van From Serial Number 84205388, .8730" X 5.375", (Contains Metal Bushing)	8453B	1	
C-1-D				
King Bolt Set				
1955-1954	2500 And 2800 Lb Axle, .8730" X 5.375", (Contains Metal Bushing)	8453B	1	
	3500, 3750, And 4000 Lb Axles, .937" Pin Diameter, 6.469" Length, (Contains Nylon Bushing, One Keyway)	8454N	1	
	4500, 4700, And 5000 Lb Axle, (Contains Roller Bearing And Metal Bushing)	8456B	1	
C-1-DU				
King Bolt Set				
1955-1954	2500 And 2800 Lb Axle, .8730" X 5.375", (Contains Metal Bushing)	8453B	1	
	3500, 3750, And 4000 Lb Axles, .937" Pin Diameter, 6.469" Length, (Contains Nylon Bushing, One Keyway)	8454N	1	
	4500, 4700, And 5000 Lb Axle, (Contains Roller Bearing And Metal Bushing)	8456B	1	
C-1-EU				
King Bolt Set				
1955-1954	2500 And 2800 Lb Axle, .8730" X 5.375", (Contains Metal Bushing)	8453B	1	
	3500, 3750, And 4000 Lb Axles, .937" Pin Diameter, 6.469" Length, (Contains Nylon Bushing, One Keyway)	8454N	1	
	4500, 4700, And 5000 Lb Axle, (Contains Roller Bearing And Metal Bushing)	8456B	1	
C-3-D				
King Bolt Set				
1955	2500 And 2800 Lb Axle, .8730" X 5.375", (Contains Metal Bushing)	8453B	1	
	3500, 3750, And 4000 Lb Axles, .937" Pin Diameter, 6.469" Length, (Contains Nylon Bushing, One Keyway)	8454N	1	
	4500, 4700, And 5000 Lb Axle, (Contains Roller Bearing And Metal Bushing)	8456B	1	
C-4-D				
King Bolt Set				
1956	2500 And 2800 Lb Axle, .8730" X 5.375", (Contains Metal Bushing)	8453B	1	
	3500, 3750, And 4000 Lb Axles, .937" Pin Diameter, 6.469" Length, (Contains Nylon Bushing, One Keyway)	8454N	1	
	4500, 4700, And 5000 Lb Axle, (Contains Roller Bearing And Metal Bushing)	8456B	1	
M300				
King Bolt Set				
1980-1979	Motor Home, (Contains Metal Bushing)	8560B	1	
	Motor Home, (Contains Nylon Bushing)	8560N	1	
1978-1975	4500 Lb Axle, (Contains Roller Bearing And Metal Bushing)	8456B	1	F140
	4500 Lb Axle, .937" Pin Diameter, 6.469" Length, (Contains Nylon Bushing, One Keyway)	8454N	1	F140
	4500 Lb Axle, 1.124" X 7.190", (Contains Nylon Bushing, One Keyway)	8587N	1	F140
1974	.937" Pin Diameter, 6.469" Length, (Contains Nylon Bushing, One Keyway)	8454N	1	
1972	4500 Lb Axle, (Contains Roller Bearing And Metal Bushing)	8456B	1	F140
	4500 Lb Axle, .937" Pin Diameter, 6.469" Length, (Contains Nylon Bushing, One Keyway)	8454N	1	F140
	4500 Lb Axle, 1.124" X 7.190", (Contains Nylon Bushing, One Keyway)	8587N	1	F140
MB300				
Ball Joint				
1973-1972	Standard Suspension, (Powdered Metal Gusher Brg. For Better Lubrication)	Upper	K778 ‡	2
MBH300				
Ball Joint				
1974	(Powdered Metal Gusher Brg. For Better Lubrication)	Upper	K778 ‡	2
MBL300				
Ball Joint				
1974	(Powdered Metal Gusher Brg. For Better Lubrication)	Upper	K778 ‡	2
P300				
King Bolt Repair Kit				
1966	Dana 60 Axle, (Contains Bushing, Gasket And Oil Seal, Use With Eccentric Camber Adjusting King Pin)	Upper	K6652 ‡	2 F140
1964-1961	Dana 60 Axle, (Contains Bushing, Gasket And Oil Seal, Use With Eccentric Camber Adjusting King Pin)	Upper	K6652 ‡	2 F140
King Bolt Set				
1977-1972	3800 Lb Axle, 4500 Lb Axle, (Contains Roller Bearing And Metal Bushing)	8456B	1	F140

(Cont.) 300, 350 Series - 1 Ton-DODGE TRUCK

FRONT SUSPENSION (Cont.)					
Year	Model/Application	Part	P/C Qty	Figure	
P300					
King Bolt Set					
1977-1972 (Cont.)	3800 Lb Axle, 4500 Lb Axle, .937" Pin Diameter, 6.469" Length, (Contains Nylon Bushing, One Keyway)	8454N	1	F140	
	3800 Lb Axle, 4500 Lb Axle, 1.124" X 7.190", (Contains Nylon Bushing, One Keyway)	8587N	1	F140	
1971-1961	3800 Lb Axle, .937" Pin Diameter, 6.469" Length, (Contains Nylon Bushing, One Keyway)	8454N	1	F140	
1960-1957	2800 Lb Axle, .8730" X 5.375", (Contains Metal Bushing)	8453B	1	F140	
	4000 Lb Axle, .937" Pin Diameter, 6.469" Length, (Contains Nylon Bushing, One Keyway)	8454N	1	F140	
Leaf Spring Bolt					
1977-1961	Front	K150193	2	F140	
Leaf Spring Bushing					
1977-1961	1" Outside Diameter X 1/2" Inside Diameter	Front SB266	2	F140	
1959-1957		Front K200992	1		
Leaf Spring Shackle Bushing					
1977-1961	1" Outside Diameter X 1/2" Inside Diameter	SB266	2	F140	
Power Ram W350					
Ball Joint					
1990-1981	Except 4500 Lb Drive Axle, (Powdered Metal Gusher Brg. For Better Lubrication)	Upper	K8194T ‡	2	F501
	Except 4500 Lb Drive Axle, (Powdered Metal Gusher Brg. For Better Lubrication)	Lower	K8195T ‡	2	F501
Ball Joint Bushing Extractor and Installer					
1990-1983	Four Wheel Drive (4X4)	T40207	1		
Camber Kingpin					
1990-1983	Four Wheel Drive (4X4), Dana 60 Axle, 1-1/2 Degree Maximum Positive Camber, (Eccentric Bushing, Adjustable Camber Kingpin)	K992 ‡	2		
1982-1981	Dana 60 Axle, 1-1/2 Degree Maximum Positive Camber, (Eccentric Bushing, Adjustable Camber Kingpin)	K992 ‡	2		
King Bolt Repair Kit					
1990-1981	Dana 60 Axle, (Contains Bushing, Gasket And Oil Seal, Use With Eccentric Camber Adjusting King Pin)	Upper	K6652 ‡	2	
	Dana 60 Axle, (Contains Bearings, Race, Seals, And Caps)	Lower	K8832 ‡	1	
Leaf Spring Bolt					
1990-1981	1/2" Bolt Diameter	Front K150193	2	F501	
Leaf Spring Bushing					
1990-1981		Front SB266	2	F501	
Leaf Spring Shackle Bushing					
1990-1981	1" Outside Diameter X 1/2" Inside Diameter	Lower SB266	2	F501	
Sway Bar Repair Kit					
1990-1981	(Bushing Only)	K7081	2	F501	
Ram CB300					
Ball Joint					
1980-1979	3600 Lb Axle, Standard Suspension, (Powdered Metal Gusher Brg. For Better Lubrication)	Upper	K778 ‡	2	F138
	4000 Lb Axle, Heavy Duty Suspension, (Powdered Metal Gusher Brg. For Better Lubrication)	Upper	K7082 ‡	2	F138
	Equal Length Inner And Outer Tie Rod Ends, Except Threaded Ball Joint Housing, 3600 Lb Axle, Standard Suspension, (Powdered Metal Gusher Brg. For Better Lubrication)	Lower	K7025 ‡	2	F138
	Equal Length Inner And Outer Tie Rod Ends, Threaded Ball Joint Housing, 3600 Lb Axle, (Powdered Metal Gusher Brg. For Better Lubrication)	Lower	K727 ‡	2	F138
	Unequal Length Inner And Outer Tie Rod Ends, 4000 Lb Axle, Heavy Duty Suspension, (Powdered Metal Gusher Brg. For Better Lubrication)	Lower	K7053T ‡	2	F138
1978-1974	Threaded Ball Joint Housing, Standard Suspension, (Powdered Metal Gusher Brg. For Better Lubrication)	Lower	K727 ‡	2	F139
1978-1973	Except Threaded Ball Joint Housing, Standard Suspension, (Powdered Metal Gusher Brg. For Better Lubrication)	Lower	K7025 ‡	2	F139
	Heavy Duty Suspension, (Powdered Metal Gusher Brg. For Better Lubrication)	Upper	K7082 ‡	2	F139
	Heavy Duty Suspension, 7/8" Diameter, (Powdered Metal Gusher Brg. For Better Lubrication)	Lower	K7053T ‡	2	F139
	Standard Suspension, (Powdered Metal Gusher Brg. For Better Lubrication)	Upper	K778 ‡	2	F139
Control Arm Bumper Bushing					
1980-1979		Upper	K7293	2	F138
1978-1974		Upper	K7293	2	F139
Control Arm Bushing					
1980-1979	(Contains Front And Rear Bushings)	Upper	K7118	2	F138
		Lower	K7117	2	F138
1978-1974	Standard Suspension	Lower	K7077	2	F139
		Lower	K7065	2	F139
	Steering Linkage Has 7/8" Diameter Threaded Tie Rod Ends, Heavy Duty Suspension	Lower	K7065	2	F139

DODGE TRUCK-300, 350 Series - 1 Ton (Cont.)

FRONT SUSPENSION (Cont.)

Year	Model/Application	Part	P/C Qty	Figure	
Ram CB300					
Control Arm Bushing Set					
1978-1974	(Contains Front And Rear Bushings) (Contains Front And Rear Bushings, Standard Design) Steering Linkage Has 7/8" Diameter Threaded Tie Rod Ends, Heavy Duty Suspension, (Contains Front And Rear Bushings)	Upper Upper Lower	K7189 ‡ K7006 K7192 ‡	1 2 1	F139 F139 F139
Radius Arm Hardware Kit					
1980-1979	(10 Per Package, Self Locking Nut)		K4006	1	F138
1978-1974	(10 Per Package, Self Locking Nut)		K4006	1	F139
Strut Rod Bushing Kit					
1979	(Improved Design)		K7090	1	F138
1977-1976	(Improved Design)		K7083	1	F139
1975	(Improved Design)		K7089	1	F139
Sway Bar Repair Kit					
1980-1979	(Includes Polyurethane Bushings And Solid Metal Sleeve For Enhanced Performance. Barrel Nut Allows For Easier Installation.) (Standard Design)		K700531 ‡ K8097	2 2	F138 F138
Ram D300					
Ball Joint					
1980-1974	Except 3800 And 4000 Lb Axle, (Powdered Metal Gusher Brg. For Better Lubrication) Except 3800 And 4000 Lb Axle, (Threaded Type, Powdered Metal Gusher Brg. For Better Lubrication)	Upper Lower	K778 ‡ K727 ‡	2 2	F139 F139
1980-1972	3800 And 4000 Lb Axle, (Powdered Metal Gusher Brg. For Better Lubrication) 4000 Lb Axle, Heavy Duty Suspension, (Powdered Metal Gusher Brg. For Better Lubrication)	Upper Lower	K7082 ‡ K7053T ‡	2 2	F139 F139
Control Arm Bumper Bushing					
1980-1972		Upper	K7293	2	F139
Control Arm Bushing					
1980-1972	(Optional, Eccentric Bushing, Provides Additional Positive(+) Camber Adjustment, High Quality Elastomer For Durability And Performance) 4000 Lb Axle Except 4000 Lb Axle	Upper Lower Lower	K7104 ‡ K7065 K7077	2 2 2	F139 F139 F139
Control Arm Bushing Set					
1980-1972	(Contains Front And Rear Bushings) (Contains Front And Rear Bushings, Standard Design) (Contains Front And Rear Bushings)	Upper Upper Lower	K7189 ‡ K7006 K7192 ‡	1 2 1	F139 F139 F139
King Bolt Set					
1979	3800 Lb Axle, .937" Pin Diameter, 6.469" Length, (Contains Nylon Bushing, One Keyway)		8454N	1	F140
1971-1961	3800 Lb Axle, .937" Pin Diameter, 6.469" Length, (Contains Nylon Bushing, One Keyway)		8454N	1	F140
1960-1957	2800 Lb Axle, .8730" X 5.375", (Contains Metal Bushing) 2800 Lb Axle, .8730" X 5.375", (Contains Nylon Bushing) 4000 Lb Axle, .937" Pin Diameter, 6.469" Length, (Contains Nylon Bushing, One Keyway)		8453B 8453N 8454N	1 1 1	F140 F140 F140
Leaf Spring Bushing					
1971-1961		Front	SB266	2	F140
1959-1957		Front	K200992	1	
Leaf Spring Shackle Bushing					
1971-1961		Rear	SB266	2	F140
Radius Arm Hardware Kit					
1980-1972	(10 Per Package, Self Locking Nut)		K4006	1	F139
Strut Rod Bushing Kit					
1980-1972	(Improved Design)		K7079	1	F139
Sway Bar Bushing					
1980-1972		To Frame	K7096	1	F139
Sway Bar Repair Kit					
1980-1973	(Bushing Only)		K7081	2	F139
1972	(Includes Polyurethane Bushings And Solid Metal Sleeve For Enhanced Performance. Barrel Nut Allows For Easier Installation.)		K700527 ‡	2	
Ram D350					
Ball Joint					
1990-1981	3800 And 4000 Lb Axle, (Powdered Metal Gusher Brg. For Better Lubrication) 4000 Lb Axle, Heavy Duty Suspension, (Powdered Metal Gusher Brg. For Better Lubrication) Except 3800 And 4000 Lb Axle, (Powdered Metal Gusher Brg. For Better Lubrication)	Upper Lower Upper	K7082 ‡ K7053T ‡ K778 ‡	2 2 2	F139 F139 F139

(Cont.) 300, 350 Series - 1 Ton-DODGE TRUCK

FRONT SUSPENSION (Cont.)				
Year	Model/Application	Part	P/C Qty	Figure
Ram D350				
Ball Joint				
1990-1981 (Cont.)	Except 3800 And 4000 Lb Axle, (Threaded Type, Powdered Metal Gusher Brg. For Better Lubrication) Lower	K727 ‡	2	F139
Control Arm Bumper Bushing				
1990-1981		Upper K7293	2	F139
Control Arm Bushing				
1990-1981	(Optional, Eccentric Bushing, Provides Additional Positive(+) Camber Adjustment, High Quality Elastomer For Durability And Performance) 4000 Lb Axle Except 4000 Lb Axle	Upper K7104 ‡ Lower K7065 Lower K7077	2 2 2	F139 F139 F139
Control Arm Bushing Set				
1990-1981	(Contains Front And Rear Bushings)	Upper K7189 ‡	1	F139
	(Contains Front And Rear Bushings, Standard Design)	Upper K7006	2	F139
	(Contains Front And Rear Bushings)	Lower K7192 ‡	1	F139
Radius Arm Hardware Kit				
1990-1981	(10 Per Package, Self Locking Nut)	K4006	1	F139
Strut Rod Bushing Kit				
1990-1981	(Improved Design)	K7079	1	F139
Sway Bar Bushing				
1990-1981		To Frame K7096	1	F139
Sway Bar Repair Kit				
1990-1981	(Bushing Only)	K7081	2	F139
Ram Van B300				
Ball Joint				
1980-1979	3600 Lb Axle, (Threaded Type, Powdered Metal Gusher Brg. For Better Lubrication)	Lower K727 ‡	2	F138
	3600 Lb Front Axle, (Powdered Metal Gusher Brg. For Better Lubrication)	Upper K778 ‡	2	F138
	4000 Lb Axle, (Powdered Metal Gusher Brg. For Better Lubrication)	Upper K7082 ‡	2	F138
	Equal Length Inner And Outer Tie Rod Ends, Except Threaded Ball Joint Housing, 3600 Lb Axle, Standard Suspension, (Powdered Metal Gusher Brg. For Better Lubrication)	Lower K7025 ‡	2	F138
	Unequal Length Inner And Outer Tie Rod Ends, 4000 Lb Axle, Heavy Duty Suspension, (Powdered Metal Gusher Brg. For Better Lubrication)	Lower K7053T ‡	2	F138
1978-1972	Except Threaded Ball Joint Housing, Standard Suspension, (Powdered Metal Gusher Brg. For Better Lubrication)	Lower K7025 ‡	2	F139
	Heavy Duty Suspension, 7/8" Diameter, (Powdered Metal Gusher Brg. For Better Lubrication)	Lower K7053T ‡	2	F139
	Vehicles With 14" Inner Tie Rod Ends, 3800 Lb Front Axle, (Powdered Metal Gusher Brg. For Better Lubrication)	Upper K7082 ‡	2	F139
1978-1971	3600 Lb Front Axle, Vehicles With 4" Inner Tie Rod Ends, (Powdered Metal Gusher Brg. For Better Lubrication)	Upper K778 ‡	2	F139
	Vehicles With 4" Inner Tie Rod Ends, 3300 Lb Front Axle, (Threaded Type, Powdered Metal Gusher Brg. For Better Lubrication)	Lower K727 ‡	2	F139
1971	Except Threaded Ball Joint Housing, (Powdered Metal Gusher Brg. For Better Lubrication)	Lower K7025 ‡	2	F139
Control Arm Bumper Bushing				
1980-1979		Upper K7293	2	F138
1978-1971	(Design Allows Ease Of Installation)	Upper K7293 Lower K200982 ‡	2 2	F139 F139
Control Arm Bushing				
1980-1979	(Contains Front And Rear Bushings)	Upper K7118 Lower K7117	2 2	F138 F138
1978-1972	Steering Linkage Has 7/8" Diameter Threaded Tie Rod Ends, Heavy Duty Suspension	Lower K7065	2	F139
1978-1971	(Optional, Eccentric Bushing, Provides Additional Positive(+) Camber Adjustment, High Quality Elastomer For Durability And Performance) Vehicles With 4" Inner Tie Rod Ends, 3300 Lb Front Axle	Upper K7104 ‡ Lower K7077	2 2	F139 F139
Control Arm Bushing Set				
1978-1972	Steering Linkage Has 7/8" Diameter Threaded Tie Rod Ends, Heavy Duty Suspension, (Contains Front And Rear Bushings)	Lower K7192 ‡	1	F139
1978-1971	(Contains Front And Rear Bushings)	Upper K7189 ‡	1	F139
	(Contains Front And Rear Bushings, Standard Design)	Upper K7006	2	F139
Control Arm with Ball Joint				
1980-1979	3300 Lb Axle, (Contains Bushings)	Left Upper CK620315 ‡	1	F138
	3300 Lb Axle, (R-Series)	Left Upper RK620315	1	F138
	3300 Lb Axle, (Contains Bushings)	Right Upper CK620316 ‡	1	F138
	3300 Lb Axle, (R-Series)	Right Upper RK620316	1	F138
	3300 Lb Axle, (Contains Bushing, Powdered Metal Gusher Brg. For Better Lubrication)	Left Lower CK620243 ‡	1	F138
	3300 Lb Axle, (R-Series)	Left Lower RK620243	1	F138
	3300 Lb Axle, (Contains Bushing, Powdered Metal Gusher Brg. For Better Lubrication)	Right Lower CK620242 ‡	1	F138

DODGE TRUCK-300, 350 Series - 1 Ton (Cont.)

FRONT SUSPENSION (Cont.)

Year	Model/Application	Part	P/C Qty	Figure
Ram Van B300				
Control Arm with Ball Joint				
1980-1979 (Cont.)	3300 Lb Axle, (R-Series)	Right Lower	RK620242	1 F138
	4000 Lb Axle, (Contains Bushings)	Left Upper	CK620369 ‡	1 F138
	4000 Lb Axle, (R-Series)	Left Upper	RK620369	1 F138
	4000 Lb Axle, (Contains Bushings)	Right Upper	CK620370 ‡	1 F138
	4000 Lb Axle, (R-Series)	Right Upper	RK620370	1 F138
Radius Arm Hardware Kit				
1980-1979	(10 Per Package, Self Locking Nut)		K4006	1 F138
1978-1971	(10 Per Package, Self Locking Nut)		K4006	1 F139
Strut Rod Bushing Kit				
1980-1979	(Improved Design)		K7090	1 F138
1977-1976	(Improved Design)		K7083	1 F139
1975-1972	(Improved Design)		K7089	1 F139
1971	Warren Michigan Assembly Plant, From Serial Number 1-V323352, (Improved Design)		K7089	1 F139
Sway Bar Bushing				
1980-1979		To Frame	K7096	1 F138
Sway Bar Repair Kit				
1980-1979	(Includes Polyurethane Bushings And Solid Metal Sleeve For Enhanced Performance. Barrel Nut Allows For Easier Installation.) (Standard Design)		K700531 ‡	2 F138
			K8097	2 F138
Ram Van B350				
Ball Joint				
1990-1981	3600 Lb Axle, (Threaded Type, Powdered Metal Gusher Brg. For Better Lubrication)	Lower	K727 ‡	2 F138
	3600 Lb Front Axle, (Powdered Metal Gusher Brg. For Better Lubrication)	Upper	K778 ‡	2 F138
	4000 Lb Axle, (Powdered Metal Gusher Brg. For Better Lubrication)	Upper	K7082 ‡	2 F138
	Equal Length Inner And Outer Tie Rod Ends, Except Threaded Ball Joint Housing, 3600 Lb Axle, Standard Suspension, (Powdered Metal Gusher Brg. For Better Lubrication)	Lower	K7025 ‡	2 F138
	Unequal Length Inner And Outer Tie Rod Ends, 4000 Lb Axle, Heavy Duty Suspension, (Powdered Metal Gusher Brg. For Better Lubrication)	Lower	K7053T ‡	2 F138
Control Arm Bumper Bushing				
1990-1981		Upper	K7293	2 F138
Control Arm Bushing				
1990-1981	(Contains Front And Rear Bushings)	Upper	K7118	2 F138
		Lower	K7117	2 F138
Control Arm with Ball Joint				
1990-1981	3600 Lb Front Axle, (Contains Bushings)	Left Upper	CK620315 ‡	1 F138
	3600 Lb Front Axle, (R-Series)	Left Upper	RK620315	1 F138
	3600 Lb Front Axle, (Contains Bushings)	Right Upper	CK620316 ‡	1 F138
	3600 Lb Front Axle, (R-Series)	Right Upper	RK620316	1 F138
	3600 Lb Front Axle, (R-Series)	Left Lower	RK641515	1 F138
	3600 Lb Front Axle, (R-Series)	Right Lower	RK641516	1 F138
	4000 Lb Axle, (Contains Bushings)	Left Upper	CK620369 ‡	1 F138
	4000 Lb Axle, (R-Series)	Left Upper	RK620369	1 F138
	4000 Lb Axle, (Contains Bushings)	Right Upper	CK620370 ‡	1 F138
	4000 Lb Axle, (R-Series)	Right Upper	RK620370	1 F138
Radius Arm Hardware Kit				
1990-1981	(10 Per Package, Self Locking Nut)		K4006	1 F138
Strut Rod Bushing Kit				
1990-1981	(Improved Design)		K7090	1 F138
Sway Bar Bushing				
1990-1981		To Frame	K7096	1 F138
Sway Bar Repair Kit				
1990-1981	(Includes Polyurethane Bushings And Solid Metal Sleeve For Enhanced Performance. Barrel Nut Allows For Easier Installation.) (Standard Design)		K700531 ‡	2 F138
			K8097	2 F138
Ram W300				
Ball Joint				
1980-1972	Except 4500 Lb Drive Axle, (Powdered Metal Gusher Brg. For Better Lubrication)	Upper	K8194T ‡	2 F501
	Except 4500 Lb Drive Axle, (Powdered Metal Gusher Brg. For Better Lubrication)	Lower	K8195T ‡	2 F501
Ball Joint Bushing Extractor and Installer				
1980-1973	Four Wheel Drive (4X4)		T40207	1

(Cont.) 300, 350 Series - 1 Ton-DODGE TRUCK

FRONT SUSPENSION (Cont.)						
Year	Model/Application	Part	P/C Qty	Figure		
Ram W300						
Camber Kingpin						
1980-1960	Four Wheel Drive (4X4), Dana 60 Axle, 1-1/2 Degree Maximum Positive Camber, (Eccentric Bushing, Adjustable Camber Kingpin)	K992 ‡	2			
King Bolt Repair Kit						
1980-1968	4500 Lb Axle, Dana 60 Axle, (Contains Bearings, Race, Seals, And Caps)	Lower K8832 ‡	1			
1980-1960	Dana 60 Axle, (Contains Bushing, Gasket And Oil Seal, Use With Eccentric Camber Adjusting King Pin)	Upper K6652 ‡	2			
Leaf Spring Bolt						
1980-1961	1/2" Bolt Diameter	Front K150193	2	F501		
Leaf Spring Bushing						
1980-1972		Front SB266	2	F501		
1969-1961	1" Outside Diameter X 1/2" Inside Diameter	Front SB266	2	F501		
Leaf Spring Shackle Bushing						
1980-1961	1" Outside Diameter X 1/2" Inside Diameter	Lower SB266	2	F501		
Sway Bar Repair Kit						
1980-1972	(Bushing Only)	K7081	2	F501		
Ram Wagon B300						
Ball Joint						
1980-1979	3600 Lb Axle, (Threaded Type, Powdered Metal Gusher Brg. For Better Lubrication)	Lower K727 ‡	2	F138		
	3600 Lb Front Axle, (Powdered Metal Gusher Brg. For Better Lubrication)	Upper K778 ‡	2	F138		
	4000 Lb Axle, (Powdered Metal Gusher Brg. For Better Lubrication)	Upper K7082 ‡	2	F138		
	Equal Length Inner And Outer Tie Rod Ends, Except Threaded Ball Joint Housing, 3600 Lb Axle, Standard Suspension, (Powdered Metal Gusher Brg. For Better Lubrication)	Lower K7025 ‡	2	F138		
	Unequal Length Inner And Outer Tie Rod Ends, 4000 Lb Axle, Heavy Duty Suspension, (Powdered Metal Gusher Brg. For Better Lubrication)	Lower K7053T ‡	2	F138		
1978-1972	Except Threaded Ball Joint Housing, Standard Suspension, (Powdered Metal Gusher Brg. For Better Lubrication)	Lower K7025 ‡	2	F139		
	Heavy Duty Suspension, 7/8" Diameter, (Powdered Metal Gusher Brg. For Better Lubrication)	Lower K7053T ‡	2	F139		
	Vehicles With 14" Inner Tie Rod Ends, 3800 Lb Front Axle, (Powdered Metal Gusher Brg. For Better Lubrication)	Upper K7082 ‡	2	F139		
1978-1971	3600 Lb Front Axle, Vehicles With 4" Inner Tie Rod Ends, (Powdered Metal Gusher Brg. For Better Lubrication)	Upper K778 ‡	2	F139		
	Vehicles With 4" Inner Tie Rod Ends, 3300 Lb Front Axle, (Threaded Type, Powdered Metal Gusher Brg. For Better Lubrication)	Lower K727 ‡	2	F139		
1971	Except Threaded Ball Joint Housing, (Powdered Metal Gusher Brg. For Better Lubrication)	Lower K7025 ‡	2	F139		
Control Arm Bumper Bushing						
1980-1971		Upper K7293	2	F138, F139		
1978-1971	(Design Allows Ease Of Installation)	Lower K200982 ‡	2	F139		
Control Arm Bushing						
1980-1979	(Contains Front And Rear Bushings)	Upper K7118	2	F138		
		Lower K7117	2	F138		
1978-1972	Steering Linkage Has 7/8" Diameter Threaded Tie Rod Ends, Heavy Duty Suspension	Lower K7065	2	F139		
1978-1971	(Optional, Eccentric Bushing, Provides Additional Positive(+) Camber Adjustment, High Quality Elastomer For Durability And Performance) Vehicles With 4" Inner Tie Rod Ends, 3300 Lb Front Axle	Upper K7104 ‡	2	F139		
		Lower K7077	2	F139		
Control Arm Bushing Set						
1978-1972	Steering Linkage Has 7/8" Diameter Threaded Tie Rod Ends, Heavy Duty Suspension, (Contains Front And Rear Bushings)	Front Lower K7192 ‡	1	F139		
1978-1971	(Contains Front And Rear Bushings) (Contains Front And Rear Bushings, Standard Design)	Upper K7189 ‡	1	F139		
		Upper K7006	2	F138, F139		
Control Arm with Ball Joint						
1980-1979	3600 Lb Front Axle, (Contains Bushings) 3600 Lb Front Axle, (R-Series) 3600 Lb Front Axle, (Contains Bushings) 3600 Lb Front Axle, (R-Series) 4000 Lb Axle, (Contains Bushings) 4000 Lb Axle, (R-Series) 4000 Lb Axle, (Contains Bushings) 4000 Lb Axle, (R-Series)	Left Upper CK620315 ‡	1	F138		
		Left Upper RK620315	1	F138		
		Right Upper CK620316 ‡	1	F138		
		Right Upper RK620316	1	F138		
		Left Upper CK620369 ‡	1	F138		
		Left Upper RK620369	1	F138		
		Right Upper CK620370 ‡	1	F138		
		Right Upper RK620370	1	F138		
		Radius Arm Hardware Kit				
		1980-1979	(10 Per Package, Self Locking Nut)	K4006	1	F138
1978-1971	(10 Per Package, Self Locking Nut)	K4006	1	F139		
Strut Rod Bushing Kit						
1980-1979	(Improved Design)	K7090	1	F138		

DODGE TRUCK-300, 350 Series - 1 Ton (Cont.)

FRONT SUSPENSION (Cont.)

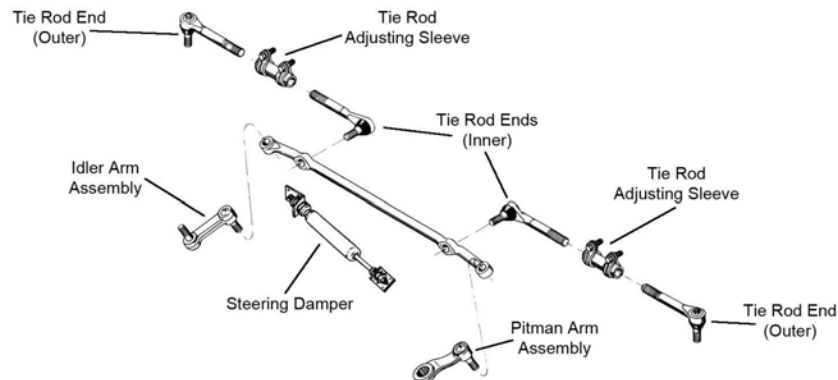
Year	Model/Application	Part	P/C Qty	Figure
Ram Wagon B300				
Strut Rod Bushing Kit				
1977-1976	(Improved Design)	K7083	1	F138
1975-1972	(Improved Design)	K7089	1	F139
1971	Warren Michigan Assembly Plant, From Serial Number 1-V323352, (Improved Design)	K7089	1	F139
Sway Bar Bushing				
1980-1979	To Frame	K7096	1	F138
Sway Bar Repair Kit				
1980-1979	(Includes Polyurethane Bushings And Solid Metal Sleeve For Enhanced Performance. Barrel Nut Allows For Easier Installation.) (Standard Design)	K700531 ‡ K8097	2 2	F138 F138
Ram Wagon B350				
Ball Joint				
1990-1982	3600 Lb Axle, (Threaded Type, Powdered Metal Gusher Brg. For Better Lubrication)	Lower	K727 ‡	2 F138
	3600 Lb Front Axle, (Powdered Metal Gusher Brg. For Better Lubrication)	Upper	K778 ‡	2 F138
	4000 Lb Axle, (Powdered Metal Gusher Brg. For Better Lubrication)	Upper	K7082 ‡	2 F138
	Equal Length Inner And Outer Tie Rod Ends, Except Threaded Ball Joint Housing, 3600 Lb Axle, Standard Suspension, (Powdered Metal Gusher Brg. For Better Lubrication)	Lower	K7025 ‡	2 F138
	Unequal Length Inner And Outer Tie Rod Ends, 4000 Lb Axle, Heavy Duty Suspension, (Powdered Metal Gusher Brg. For Better Lubrication)	Lower	K7053T ‡	2 F138
Control Arm Bumper Bushing				
1990-1982		Upper	K7293	2 F138
Control Arm Bushing				
1990-1982	(Contains Front And Rear Bushings)	Upper Lower	K7118 K7117	2 2 F138
Control Arm with Ball Joint				
1990-1982	3600 Lb Front Axle, (Contains Bushings)	Left Upper	CK620315 ‡	1 F138
	3600 Lb Front Axle, (R-Series)	Left Upper	RK620315	1 F138
	3600 Lb Front Axle, (Contains Bushings)	Right Upper	CK620316 ‡	1 F138
	3600 Lb Front Axle, (R-Series)	Right Upper	RK620316	1 F138
	3600 Lb Front Axle, (R-Series)	Left Lower	RK641515	1 F138
	3600 Lb Front Axle, (R-Series)	Right Lower	RK641516	1 F138
	4000 Lb Axle, (Contains Bushings)	Left Upper	CK620369 ‡	1 F138
	4000 Lb Axle, (R-Series)	Left Upper	RK620369	1 F138
	4000 Lb Axle, (Contains Bushings)	Right Upper	CK620370 ‡	1 F138
	4000 Lb Axle, (R-Series)	Right Upper	RK620370	1 F138
Radius Arm Hardware Kit				
1990-1982	(10 Per Package, Self Locking Nut)		K4006	1 F138
Strut Rod Bushing Kit				
1990-1982	(Improved Design)		K7090	1 F138
Sway Bar Bushing				
1990-1982	To Frame	K7096	1	F138
Sway Bar Repair Kit				
1990-1982	(Includes Polyurethane Bushings And Solid Metal Sleeve For Enhanced Performance. Barrel Nut Allows For Easier Installation.) (Standard Design)		K700531 ‡ K8097	2 2 F138
RM300				
King Bolt Set				
1974-1973	3800 And 4500 Lb Drive Axle, .937" Pin Diameter, 6.469" Length, (Contains Nylon Bushing, One Keyway)		8454N	1 F140
	4500 Lb Axle, (Contains Roller Bearing And Metal Bushing)		8456B	1 F140
	4500 Lb Axle, 1.124" X 7.190", (Contains Nylon Bushing, One Keyway)		8587N	1 F140
RM350				
King Bolt Set				
1974-1973	3800 And 4500 Lb Drive Axle, .937" Pin Diameter, 6.469" Length, (Contains Nylon Bushing, One Keyway)		8454N	1 F140
	4500 Lb Axle, (Contains Roller Bearing And Metal Bushing)		8456B	1 F140
	4500 Lb Axle, 1.124" X 7.190", (Contains Nylon Bushing, One Keyway)		8587N	1 F140
Sportsman Wagon B350				
Ball Joint				
1981	3600 Lb Axle, (Threaded Type, Powdered Metal Gusher Brg. For Better Lubrication)	Lower	K727 ‡	2 F138
	3600 Lb Front Axle, (Powdered Metal Gusher Brg. For Better Lubrication)	Upper	K778 ‡	2 F138
	4000 Lb Axle, (Powdered Metal Gusher Brg. For Better Lubrication)	Upper	K7082 ‡	2 F138
	Equal Length Inner And Outer Tie Rod Ends, Except Threaded Ball Joint Housing, 3600 Lb Axle, Standard Suspension, (Powdered Metal Gusher Brg. For Better Lubrication)	Lower	K7025 ‡	2 F138

(Cont.) 300, 350 Series - 1 Ton-DODGE TRUCK

FRONT SUSPENSION (Cont.)

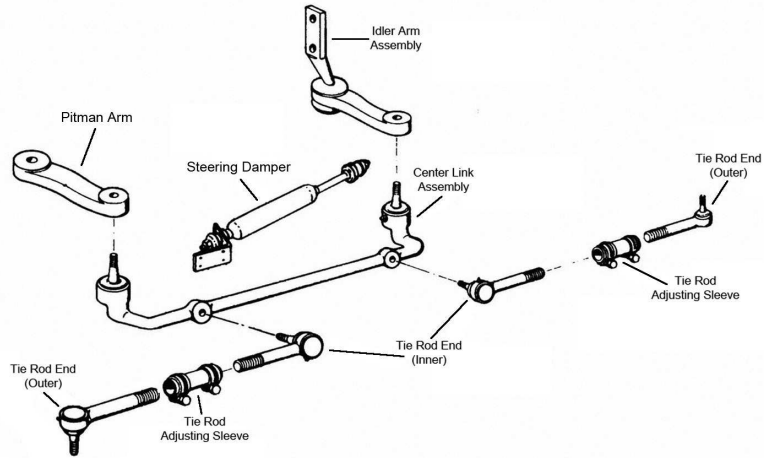
Year	Model/Application	Part	P/C Qty	Figure
Sportsman Wagon B350				
Ball Joint				
1981 (Cont.)	Unequal Length Inner And Outer Tie Rod Ends, 4000 Lb Axle, Heavy Duty Suspension, (Powdered Metal Gusher Brg. For Better Lubrication)	Lower K7053T ‡	2	F138
Control Arm Bumper Bushing				
1981		Upper K7293	2	F138
Control Arm Bushing				
1981	(Contains Front And Rear Bushings)	Upper K7118 Lower K7117	2 2	F138 F138
Control Arm with Ball Joint				
1981	3600 Lb Front Axle, (Contains Bushings)	Left Upper CK620315 ‡	1	F138
	3600 Lb Front Axle, (R-Series)	Left Upper RK620315	1	F138
	3600 Lb Front Axle, (Contains Bushings)	Right Upper CK620316 ‡	1	F138
	3600 Lb Front Axle, (R-Series)	Right Upper RK620316	1	F138
	4000 Lb Axle, (Contains Bushings)	Left Upper CK620369 ‡	1	F138
	4000 Lb Axle, (R-Series)	Left Upper RK620369	1	F138
	4000 Lb Axle, (Contains Bushings)	Right Upper CK620370 ‡	1	F138
	4000 Lb Axle, (R-Series)	Right Upper RK620370	1	F138
Radius Arm Hardware Kit				
1981	(10 Per Package, Self Locking Nut)	K4006	1	F138
Strut Rod Bushing Kit				
1981	(Improved Design)	K7090	1	F138
Sway Bar Bushing				
1981		To Frame K7096	1	F138
Sway Bar Repair Kit				
1981	(Includes Polyurethane Bushings And Solid Metal Sleeve For Enhanced Performance. Barrel Nut Allows For Easier Installation.) (Standard Design)	K700531 ‡ K8097	2 2	F138 F138
VD-20				
King Bolt Set				
1940	4500, 4700, And 5000 Lb Axle, (Contains Roller Bearing And Metal Bushing)	8456B	1	
VD-21				
King Bolt Set				
1940	4500, 4700, And 5000 Lb Axle, (Contains Roller Bearing And Metal Bushing)	8456B	1	
WD-20				
King Bolt Set				
1947-1946	4500, 4700, And 5000 Lb Axle, (Contains Roller Bearing And Metal Bushing)	8456B	1	
1942-1941	4500, 4700, And 5000 Lb Axle, (Contains Roller Bearing And Metal Bushing)	8456B	1	
WD-21				
King Bolt Set				
1947-1946	4500, 4700, And 5000 Lb Axle, (Contains Roller Bearing And Metal Bushing)	8456B	1	
1942-1941	4500, 4700, And 5000 Lb Axle, (Contains Roller Bearing And Metal Bushing)	8456B	1	

STEERING



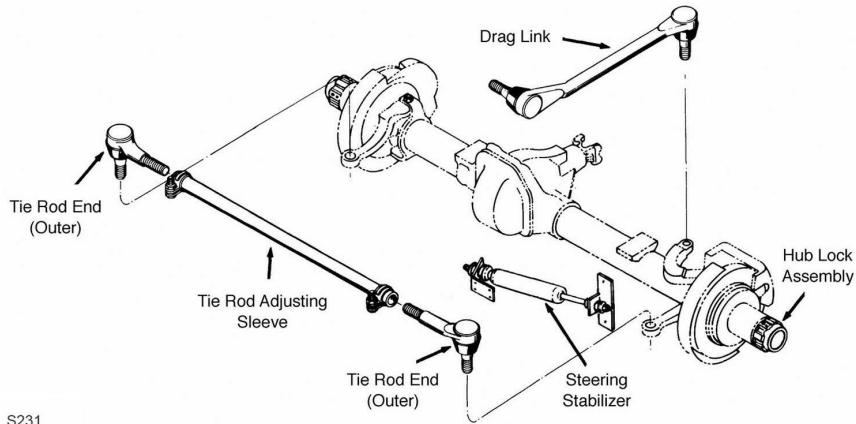
DODGE TRUCK-300, 350 Series - 1 Ton (Cont.)

STEERING (Cont.)



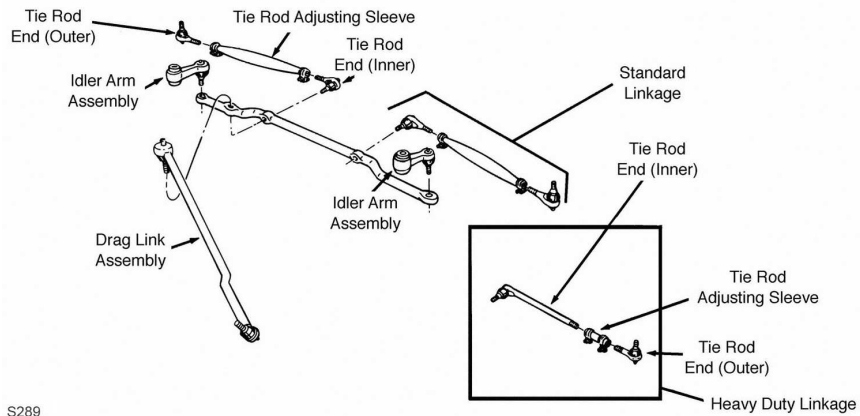
S230

S230



S231

S231

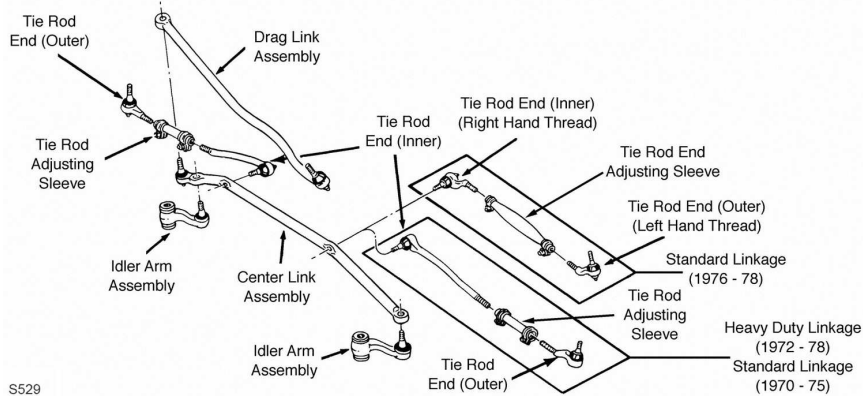


S289

S289

(Cont.) 300, 350 Series - 1 Ton-DODGE TRUCK

STEERING (Cont.)



S529

Year	Model/Application	Part	P/C Qty	Figure
1 Ton				
Tie Rod End				
1945-1943	.688" - 18 Threads, 3.410" Length, (Includes Sunoloy-Coated Metal Bearing To Combine Durability With Smooth Stud Swing)	Left Outer	ES158L ‡	1
	.688" - 18 Threads, 3.410" Length, (Includes Sunoloy-Coated Metal Bearing To Combine Durability With Smooth Stud Swing)	Right Outer	ES158R ‡	1
B-1-D				
Drag Link Assembly				
1949-1948	Power Steering, .688" - 18 Threads, 3.410" Length, (Drag Link End, Includes Sunoloy-Coated Metal Bearing To Combine Durability With Smooth Stud Swing)		ES158R ‡	1
Tie Rod End				
1949-1948	.688" - 18 Threads, 3.410" Length, (Includes Sunoloy-Coated Metal Bearing To Combine Durability With Smooth Stud Swing)	Left Outer	ES158L ‡	1
	.688" - 18 Threads, 3.410" Length, (Includes Sunoloy-Coated Metal Bearing To Combine Durability With Smooth Stud Swing)	Right Outer	ES158R ‡	1
B-1-DU				
Drag Link Assembly				
1948	Power Steering, .688" - 18 Threads, 3.410" Length, (Drag Link End, Includes Sunoloy-Coated Metal Bearing To Combine Durability With Smooth Stud Swing)		ES158R ‡	1
Tie Rod End				
1948	.688" - 18 Threads, 3.410" Length, (Includes Sunoloy-Coated Metal Bearing To Combine Durability With Smooth Stud Swing)	Left Outer	ES158L ‡	1
	.688" - 18 Threads, 3.410" Length, (Includes Sunoloy-Coated Metal Bearing To Combine Durability With Smooth Stud Swing)	Right Outer	ES158R ‡	1
B-1-EU				
Drag Link Assembly				
1949	Power Steering, .688" - 18 Threads, 3.410" Length, (Drag Link End, Includes Sunoloy-Coated Metal Bearing To Combine Durability With Smooth Stud Swing)		ES158R ‡	1
Tie Rod End				
1949	.688" - 18 Threads, 3.410" Length, (Includes Sunoloy-Coated Metal Bearing To Combine Durability With Smooth Stud Swing)	Left Outer	ES158L ‡	1
	.688" - 18 Threads, 3.410" Length, (Includes Sunoloy-Coated Metal Bearing To Combine Durability With Smooth Stud Swing)	Right Outer	ES158R ‡	1
B-1-EUF				
Drag Link Assembly				
1949	Power Steering, .688" - 18 Threads, 3.410" Length, (Drag Link End, Includes Sunoloy-Coated Metal Bearing To Combine Durability With Smooth Stud Swing)		ES158R ‡	1
Tie Rod End				
1949	.688" - 18 Threads, 3.410" Length, (Includes Sunoloy-Coated Metal Bearing To Combine Durability With Smooth Stud Swing)	Left Outer	ES158L ‡	1
	.688" - 18 Threads, 3.410" Length, (Includes Sunoloy-Coated Metal Bearing To Combine Durability With Smooth Stud Swing)	Right Outer	ES158R ‡	1
B-2-D				
Drag Link Assembly				
1950	Power Steering, .688" - 18 Threads, 3.410" Length, (Drag Link End, Includes Sunoloy-Coated Metal Bearing To Combine Durability With Smooth Stud Swing)		ES158R ‡	1

DODGE TRUCK-300, 350 Series - 1 Ton (Cont.)

STEERING (Cont.)

Year	Model/Application	Part	P/C Qty	Figure
B-2-D				
Tie Rod End				
1950	.688" - 18 Threads, 3.410" Length, (Includes Sunoloy-Coated Metal Bearing To Combine Durability With Smooth Stud Swing)	Left Outer ES158L ‡	1	
	.688" - 18 Threads, 3.410" Length, (Includes Sunoloy-Coated Metal Bearing To Combine Durability With Smooth Stud Swing)	Right Outer ES158R ‡	1	
B-2-DU				
Drag Link Assembly				
1950	Power Steering, .688" - 18 Threads, 3.410" Length, (Drag Link End, Includes Sunoloy-Coated Metal Bearing To Combine Durability With Smooth Stud Swing)	ES158R ‡	1	
Tie Rod End				
1950	.688" - 18 Threads, 3.410" Length, (Includes Sunoloy-Coated Metal Bearing To Combine Durability With Smooth Stud Swing)	Left Outer ES158L ‡	1	
	.688" - 18 Threads, 3.410" Length, (Includes Sunoloy-Coated Metal Bearing To Combine Durability With Smooth Stud Swing)	Right Outer ES158R ‡	1	
B-2-EU				
Drag Link Assembly				
1950	Power Steering, .688" - 18 Threads, 3.410" Length, (Drag Link End, Includes Sunoloy-Coated Metal Bearing To Combine Durability With Smooth Stud Swing)	ES158R ‡	1	
Tie Rod End				
1950	.688" - 18 Threads, 3.410" Length, (Includes Sunoloy-Coated Metal Bearing To Combine Durability With Smooth Stud Swing)	Left Outer ES158L ‡	1	
	.688" - 18 Threads, 3.410" Length, (Includes Sunoloy-Coated Metal Bearing To Combine Durability With Smooth Stud Swing)	Right Outer ES158R ‡	1	
B-2-EUF				
Drag Link Assembly				
1950	Power Steering, .688" - 18 Threads, 3.410" Length, (Drag Link End, Includes Sunoloy-Coated Metal Bearing To Combine Durability With Smooth Stud Swing)	ES158R ‡	1	
Tie Rod End				
1950	.688" - 18 Threads, 3.410" Length, (Includes Sunoloy-Coated Metal Bearing To Combine Durability With Smooth Stud Swing)	Left Outer ES158L ‡	1	
	.688" - 18 Threads, 3.410" Length, (Includes Sunoloy-Coated Metal Bearing To Combine Durability With Smooth Stud Swing)	Right Outer ES158R ‡	1	
B-3-D				
Drag Link Assembly				
1952-1951	Power Steering, .688" - 18 Threads, 3.410" Length, (Drag Link End, Includes Sunoloy-Coated Metal Bearing To Combine Durability With Smooth Stud Swing)	ES158R ‡	1	
Tie Rod End				
1952-1951	.688" - 18 Threads, 3.410" Length, (Includes Sunoloy-Coated Metal Bearing To Combine Durability With Smooth Stud Swing)	Left Outer ES158L ‡	1	
	.688" - 18 Threads, 3.410" Length, (Includes Sunoloy-Coated Metal Bearing To Combine Durability With Smooth Stud Swing)	Right Outer ES158R ‡	1	
B-3-DU				
Drag Link Assembly				
1952-1951	Power Steering, .688" - 18 Threads, 3.410" Length, (Drag Link End, Includes Sunoloy-Coated Metal Bearing To Combine Durability With Smooth Stud Swing)	ES158R ‡	1	
Tie Rod End				
1952-1951	.688" - 18 Threads, 3.410" Length, (Includes Sunoloy-Coated Metal Bearing To Combine Durability With Smooth Stud Swing)	Left Outer ES158L ‡	1	
	.688" - 18 Threads, 3.410" Length, (Includes Sunoloy-Coated Metal Bearing To Combine Durability With Smooth Stud Swing)	Right Outer ES158R ‡	1	
B-3-EU				
Drag Link Assembly				
1952-1951	Power Steering, .688" - 18 Threads, 3.410" Length, (Drag Link End, Includes Sunoloy-Coated Metal Bearing To Combine Durability With Smooth Stud Swing)	ES158R ‡	1	
Tie Rod End				
1952-1951	.688" - 18 Threads, 3.410" Length, (Includes Sunoloy-Coated Metal Bearing To Combine Durability With Smooth Stud Swing)	Left Outer ES158L ‡	1	
	.688" - 18 Threads, 3.410" Length, (Includes Sunoloy-Coated Metal Bearing To Combine Durability With Smooth Stud Swing)	Right Outer ES158R ‡	1	
B-4-D				
Drag Link Assembly				
1953	Power Steering, .688" - 18 Threads, 3.410" Length, (Drag Link End, Includes Sunoloy-Coated Metal Bearing To Combine Durability With Smooth Stud Swing)	ES158R ‡	1	

(Cont.) 300, 350 Series - 1 Ton-DODGE TRUCK**STEERING (Cont.)**

Year	Model/Application	Part	P/C Qty	Figure
B-4-D				
Tie Rod End				
1953	.688" - 18 Threads, 3.410" Length, (Includes Sunoloy-Coated Metal Bearing To Combine Durability With Smooth Stud Swing)	Left Outer ES158L ‡	1	
	.688" - 18 Threads, 3.410" Length, (Includes Sunoloy-Coated Metal Bearing To Combine Durability With Smooth Stud Swing)	Right Outer ES158R ‡	1	
B-4-DU				
Drag Link Assembly				
1953	Power Steering, .688" - 18 Threads, 3.410" Length, (Drag Link End, Includes Sunoloy-Coated Metal Bearing To Combine Durability With Smooth Stud Swing)	ES158R ‡	1	
Tie Rod End				
1953	.688" - 18 Threads, 3.410" Length, (Includes Sunoloy-Coated Metal Bearing To Combine Durability With Smooth Stud Swing)	Left Outer ES158L ‡	1	
	.688" - 18 Threads, 3.410" Length, (Includes Sunoloy-Coated Metal Bearing To Combine Durability With Smooth Stud Swing)	Right Outer ES158R ‡	1	
B-4-EU				
Drag Link Assembly				
1953	Power Steering, .688" - 18 Threads, 3.410" Length, (Drag Link End, Includes Sunoloy-Coated Metal Bearing To Combine Durability With Smooth Stud Swing)	ES158R ‡	1	
Tie Rod End				
1953	.688" - 18 Threads, 3.410" Length, (Includes Sunoloy-Coated Metal Bearing To Combine Durability With Smooth Stud Swing)	Left Outer ES158L ‡	1	
	.688" - 18 Threads, 3.410" Length, (Includes Sunoloy-Coated Metal Bearing To Combine Durability With Smooth Stud Swing)	Right Outer ES158R ‡	1	
C-1-D				
Drag Link Assembly				
1955-1954	Power Steering, .688" - 18 Threads, 3.410" Length, (Drag Link End, Includes Sunoloy-Coated Metal Bearing To Combine Durability With Smooth Stud Swing)	ES158R ‡	1	
Tie Rod End				
1955-1954	.688" - 18 Threads, 3.410" Length, (Includes Sunoloy-Coated Metal Bearing To Combine Durability With Smooth Stud Swing)	Left Outer ES158L ‡	1	
	.688" - 18 Threads, 3.410" Length, (Includes Sunoloy-Coated Metal Bearing To Combine Durability With Smooth Stud Swing)	Right Outer ES158R ‡	1	
	Four Wheel Drive (4X4), Conventional Power Steering, .688" - 18 Threads, 3.410" Length, (Includes Sunoloy-Coated Metal Bearing To Combine Durability With Smooth Stud Swing)	Drag Link End ES158R ‡	1	
C-1-DU				
Drag Link Assembly				
1955-1954	Power Steering, .688" - 18 Threads, 3.410" Length, (Drag Link End, Includes Sunoloy-Coated Metal Bearing To Combine Durability With Smooth Stud Swing)	ES158R ‡	1	
Tie Rod End				
1955-1954	.688" - 18 Threads, 3.410" Length, (Includes Sunoloy-Coated Metal Bearing To Combine Durability With Smooth Stud Swing)	Left Outer ES158L ‡	1	
	.688" - 18 Threads, 3.410" Length, (Includes Sunoloy-Coated Metal Bearing To Combine Durability With Smooth Stud Swing)	Right Outer ES158R ‡	1	
	Four Wheel Drive (4X4), Conventional Power Steering, .688" - 18 Threads, 3.410" Length, (Includes Sunoloy-Coated Metal Bearing To Combine Durability With Smooth Stud Swing)	Drag Link End ES158R ‡	1	
C-1-EU				
Drag Link Assembly				
1955-1954	Power Steering, .688" - 18 Threads, 3.410" Length, (Drag Link End, Includes Sunoloy-Coated Metal Bearing To Combine Durability With Smooth Stud Swing)	ES158R ‡	1	
Tie Rod End				
1955-1954	.688" - 18 Threads, 3.410" Length, (Includes Sunoloy-Coated Metal Bearing To Combine Durability With Smooth Stud Swing)	Left Outer ES158L ‡	1	
	.688" - 18 Threads, 3.410" Length, (Includes Sunoloy-Coated Metal Bearing To Combine Durability With Smooth Stud Swing)	Right Outer ES158R ‡	1	
	Four Wheel Drive (4X4), Conventional Power Steering, .688" - 18 Threads, 3.410" Length, (Includes Sunoloy-Coated Metal Bearing To Combine Durability With Smooth Stud Swing)	Drag Link End ES158R ‡	1	
C-3-D				
Drag Link Assembly				
1955	Power Steering, .688" - 18 Threads, 3.410" Length, (Drag Link End, Includes Sunoloy-Coated Metal Bearing To Combine Durability With Smooth Stud Swing)	ES158R ‡	1	
Tie Rod End				
1955	.688" - 18 Threads, 3.410" Length, (Includes Sunoloy-Coated Metal Bearing To Combine Durability With Smooth Stud Swing)	Left Outer ES158L ‡	1	
	.688" - 18 Threads, 3.410" Length, (Includes Sunoloy-Coated Metal Bearing To Combine Durability With Smooth Stud Swing)	Right Outer ES158R ‡	1	

DODGE TRUCK-300, 350 Series - 1 Ton (Cont.)

STEERING (Cont.)

Year	Model/Application	Part	P/C Qty	Figure
C-3-D				
Tie Rod End				
1955 (Cont.)	Four Wheel Drive (4X4), Conventional Power Steering, .688" - 18 Threads, 3.410" Length, (Includes Sunoloy-Coated Metal Bearing To Combine Durability With Smooth Stud Swing) Drag Link End	ES158R ‡	1	
C-4-D				
Drag Link Assembly				
1956	Power Steering, .688" - 18 Threads, 3.410" Length, (Drag Link End, Includes Sunoloy-Coated Metal Bearing To Combine Durability With Smooth Stud Swing)	ES158R ‡	1	
Tie Rod End				
1956	.688" - 18 Threads, 3.410" Length, (Includes Sunoloy-Coated Metal Bearing To Combine Durability With Smooth Stud Swing) Left Outer	ES158L ‡	1	
	.688" - 18 Threads, 3.410" Length, (Includes Sunoloy-Coated Metal Bearing To Combine Durability With Smooth Stud Swing) Right Outer	ES158R ‡	1	
	Four Wheel Drive (4X4), Conventional Power Steering, .688" - 18 Threads, 3.410" Length, (Includes Sunoloy-Coated Metal Bearing To Combine Durability With Smooth Stud Swing) Drag Link End	ES158R ‡	1	
M300				
Tie Rod End				
1974	3.410" Length, (Includes Sunoloy-Coated Metal Bearing To Combine Durability With Smooth Stud Swing) Left Outer	ES158L ‡	1	
	3.410" Length, (Includes Sunoloy-Coated Metal Bearing To Combine Durability With Smooth Stud Swing) Right Outer	ES158R ‡	1	
1971-1963	Except 5000 Lb Axle, .688" - 18 Threads, 3.410" Length, (Includes Sunoloy-Coated Metal Bearing To Combine Durability With Smooth Stud Swing) Left Outer	ES158L ‡	1	
	Except 5000 Lb Axle, .688" - 18 Threads, 3.410" Length, (Includes Sunoloy-Coated Metal Bearing To Combine Durability With Smooth Stud Swing) Right Outer	ES158R ‡	1	
P300				
Drag Link Assembly				
1960-1957	Power Steering, .688" - 18 Threads, 3.410" Length, (Drag Link End, Includes Sunoloy-Coated Metal Bearing To Combine Durability With Smooth Stud Swing)	ES158R ‡	1	
Steering Damper Bellows				
1970-1968	I-Beam Front Axle, (Trail Boss) Front	SSD68	1	
1966	(Trail Boss) Front	SSD68	1	
1964-1961	(Trail Boss) Front	SSD68	1	
Steering Damper Cylinder				
1970-1968	I-Beam Front Axle, (Trail Boss) Front	SSD42	1	
1966	(Trail Boss) Front	SSD48	1	
1964-1961	(Trail Boss) Front	SSD48	1	
Steering Damper Kit				
1970-1968	I-Beam Front Axle, (Super Trail Boss) Front	SSD99	1	
Tie Rod End				
1977-1961	.688" - 18 Threads, 3.410" Length, (Includes Sunoloy-Coated Metal Bearing To Combine Durability With Smooth Stud Swing) Left Outer	ES158L ‡	1	S217
	.688" - 18 Threads, 3.410" Length, (Includes Sunoloy-Coated Metal Bearing To Combine Durability With Smooth Stud Swing) Right Outer	ES158R ‡	1	S217
1960-1957	.688" - 18 Threads, 3.410" Length, (Includes Sunoloy-Coated Metal Bearing To Combine Durability With Smooth Stud Swing) Left Outer	ES158L ‡	1	
	.688" - 18 Threads, 3.410" Length, (Includes Sunoloy-Coated Metal Bearing To Combine Durability With Smooth Stud Swing) Right Outer	ES158R ‡	1	
Power Ram W350				
Drag Link Assembly				
1990-1981	4500 Lb Drive Axle, (Greaseable Socket Reduces Corrosion/Wear)	DS914 ‡	1	S231
Steering Damper Bellows				
1983-1981	(Trail Boss) Front	SSD68	1	S231
Steering Damper Cylinder				
1990-1981	(Trail Boss) Front	SSD48	1	S231
Steering Damper Kit				
1990-1984	With 3-1/2" Outside Diameter Steering Damper, Dana 60 Axle, (Trail Boss) Front	SSD11	1	S231
Tie Rod Adjusting Sleeve				
1988-1981	3500 Lb Drive Axle	DS1411S	1	S231
1985-1981	Except 3500 Lb Axle	DS1410S	2	S231
Tie Rod End				
1990-1981	3500 Lb Drive Axle, (Powdered Metal Gusher Brg. For Better Lubrication) Left Outer	ES394R ‡	1	S231
	3500 Lb Drive Axle, (Powdered Metal Gusher Brg. For Better Lubrication) Right Outer	ES393R ‡	1	S231

(Cont.) 300, 350 Series - 1 Ton-DODGE TRUCK

STEERING (Cont.)					
Year	Model/Application	Part	P/C Qty	Figure	
Power Ram W350					
Tie Rod End					
1990-1981 (Cont.)	4500 Lb Drive Axle, (Powdered Metal Gusher Brg. For Better Lubrication)	Left Outer	ES2010L ‡	1	S231
	4500 Lb Drive Axle, (Powdered Metal Gusher Brg. For Better Lubrication)	Right Outer	ES2010R ‡	1	S231
Ram CB300					
Center Link					
1978-1976	Equal Length Inner And Outer Tie Rod Ends, Standard Suspension, (Powdered Metal Gusher Brg. For Better Lubrication)		DS788 ‡	1	S529
1975-1974	Standard Suspension, (Powdered Metal Gusher Brg. For Better Lubrication)		DS788 ‡	1	S529
Drag Link Assembly					
1980-1979	Equal Length Inner And Outer Tie Rod Ends, Except 4000 Lb Axle, (Complete Three Piece Assembly, Powdered Metal Gusher Brg. For Better Lubrication)		DS1000 ‡	1	
1978-1974	(Powdered Metal Gusher Brg. For Better Lubrication)		DS789 ‡	1	S529
Idler Arm					
1980-1979	(Powdered Metal Gusher Brg. For Better Lubrication)		K7106 ‡	2	
Idler Arm Bushing Kit					
1973-1972	(For OE Design Idler Arm Only)		K7046	1	S529
Tie Rod Adjusting Sleeve					
1980-1979	Except 4000 Lb Axle, 14.34" Length		DS1038S	2	
1975-1974	Standard Suspension, 3/4" -18 Threads, 4.50" Length		ES638S	2	S529
Tie Rod End					
1980-1979	Except 4000 Lb Axle, (Powdered Metal Gusher Brg. For Better Lubrication)	Outer	ES2120R ‡	2	
		Inner	ES2121L ‡	2	
	Unequal Length Inner And Outer Tie Rod Ends, 4000 Lb Axle, (Greaseable Socket Reduces Corrosion/Wear)	Outer	ES2147RL ‡	2	
		Left Inner	DS1011 ‡	1	
		Right Inner	DS1010 ‡	1	
1978-1976	Equal Length Inner And Outer Tie Rod Ends, Standard Suspension, (Powdered Metal Gusher Brg. For Better Lubrication)	Left Outer	ES2075R ‡	1	S529
		Right Outer	ES2076L ‡	1	S529
	Equal Length Inner And Outer Tie Rod Ends, Standard Suspension, (Powdered Metal Gusher Brg. For Better Lubrication)	Left Inner	ES2076L ‡	1	S529
		Right Inner	ES2075R ‡	1	S529
		Unequal Length Inner And Outer Tie Rod Ends, Heavy Duty Suspension, (Greaseable Socket Reduces Corrosion/Wear)	Outer	ES499RL ‡	2
	Left Inner		DS878	1	S529
	1975-1974	Heavy Duty Suspension, (Greaseable Socket Reduces Corrosion/Wear)	Outer	ES499RL ‡	2
Left Inner			DS878	1	S529
Steering Linkage Has 3/4" Diameter Threaded Tie Rod Ends, Standard Suspension, (Powdered Metal Gusher Brg. For Better Lubrication)		Inner	DS786 ‡	2	S529
Ram D300					
Center Link					
1980-1972	(Powdered Metal Gusher Brg. For Better Lubrication)		DS804 ‡	1	S230
Drag Link Assembly					
1960-1957	Power Steering, .688" - 18 Threads, 3.410" Length, (Drag Link End, Includes Sunoloy-Coated Metal Bearing To Combine Durability With Smooth Stud Swing)		ES158R ‡	1	
Idler Arm					
1980-1972	(Powdered Metal Gusher Brg. For Better Lubrication)		K7055 ‡	1	S230
Steering Damper Bellows					
1980-1975	Short/Long Arm Front Suspension, (Trail Boss)	Front	SSD68	1	S230
1974-1972	Coil Spring Suspension, Short/Long Arm Front Suspension, (Trail Boss)	Front	SSD68	1	S230
1971-1960	Straight Axle, (Trail Boss)	Front	SSD68	1	
Steering Damper Cylinder					
1980-1975	Short/Long Arm Front Suspension, (Trail Boss)	Front	SSD42	1	S230
1974-1972	Coil Spring Suspension, Short/Long Arm Front Suspension, (Trail Boss)	Front	SSD42	1	S230
1971-1960	I-Beam Front Axle, (Trail Boss)	Front	SSD42	1	
Steering Damper Kit					
1980-1975	Short/Long Arm Front Suspension, (Trail Boss)	Front	SSD10	1	S230
1974-1972	Coil Spring Suspension, Short/Long Arm Front Suspension, (Trail Boss)	Front	SSD10	1	S230

DODGE TRUCK-300, 350 Series - 1 Ton (Cont.)

STEERING (Cont.)

Year	Model/Application	Part	P/C Qty	Figure
Ram D300				
Steering Damper Kit				
1971-1960	I-Beam Front Axle, (Super Trail Boss)	Front	SSD99	1
Tie Rod Adjusting Sleeve				
1980-1979	318(5.2L) 360(5.9L)		ES2146S ES2146S	2 2
				S230 S230
1978-1972			ES638S	2
				S230
Tie Rod End				
1980-1979	318(5.2L), May Have Inner And Outer Tie Rod Ends Reversed, Check Threads, (Left Hand Threads, Powdered Metal Gusher Brg. For Better Lubrication)	Outer	ES2121L ‡	2
	318(5.2L), May Have Inner And Outer Tie Rod Ends Reversed, Check Threads, (Right Hand Threads, Powdered Metal Gusher Brg. For Better Lubrication)	Inner	ES2120R ‡	2
	360(5.9L), May Have Inner And Outer Tie Rod Ends Reversed, Check Threads, (Left Hand Threads, Powdered Metal Gusher Brg. For Better Lubrication)	Outer	ES2121L ‡	2
	360(5.9L), May Have Inner And Outer Tie Rod Ends Reversed, Check Threads, (Right Hand Threads, Powdered Metal Gusher Brg. For Better Lubrication)	Inner	ES2120R ‡	2
				S230 S230
1978-1972	(Left Hand Threads, Powdered Metal Gusher Brg. For Better Lubrication)	Outer	ES424L ‡	2
	(Right Hand Threads, Powdered Metal Gusher Brg. For Better Lubrication)	Inner	ES424R ‡	2
				S230 S230
1971-1961	.688" - 18 Threads, 3.410" Length, (Includes Sunoloy-Coated Metal Bearing To Combine Durability With Smooth Stud Swing)	Left Outer	ES158L ‡	1
	.688" - 18 Threads, 3.410" Length, (Includes Sunoloy-Coated Metal Bearing To Combine Durability With Smooth Stud Swing)	Right Outer	ES158R ‡	1
				S230 S230
1960-1957	.688" - 18 Threads, 3.410" Length, (Includes Sunoloy-Coated Metal Bearing To Combine Durability With Smooth Stud Swing)	Left	ES158L ‡	1
	.688" - 18 Threads, 3.410" Length, (Includes Sunoloy-Coated Metal Bearing To Combine Durability With Smooth Stud Swing)	Right	ES158R ‡	1
				S230 S230
Ram D350				
Center Link				
1990-1989	Diesel Gasoline, (Powdered Metal Gusher Brg. For Better Lubrication)		DS1173 DS804 ‡	1 1
				S230 S230
1988-1981	(Powdered Metal Gusher Brg. For Better Lubrication)		DS804 ‡	1
				S230
Idler Arm				
1990-1981	(Powdered Metal Gusher Brg. For Better Lubrication)		K7055 ‡	1
				S230
Steering Damper Cylinder				
1987-1981	Short/Long Arm Front Suspension, (Trail Boss)	Front	SSD42	1
				S230
Steering Damper Kit				
1990	239(3.9L), (Trail Boss)	Front	SSD10	1
	318(5.2L), (Trail Boss)	Front	SSD10	1
				S230 S230
1990-1988	360(5.9L), (Trail Boss)	Front	SSD10	1
				S230
1987-1981	Short/Long Arm Front Suspension, (Trail Boss)	Front	SSD10	1
				S230
Tie Rod Adjusting Sleeve				
1990-1989	Diesel Gasoline		ES3124S ES2146S	2 2
				S230 S230
1988-1981	360(5.9L)		ES2146S	2
				S230
1983-1981	318(5.2L)		ES2146S	2
				S230
Tie Rod End				
1990-1989	Diesel Diesel	Outer Inner	ES3122R ES3123L	2 2
	Gasoline, May Have Inner And Outer Tie Rod Ends Reversed, Check Threads, (Left Hand Threads, Powdered Metal Gusher Brg. For Better Lubrication)	Outer	ES2121L ‡	2
	Gasoline, May Have Inner And Outer Tie Rod Ends Reversed, Check Threads, (Right Hand Threads, Powdered Metal Gusher Brg. For Better Lubrication)	Inner	ES2120R ‡	2
				S230 S230
1988-1981	May Have Inner And Outer Tie Rod Ends Reversed, Check Threads, (Left Hand Threads, Powdered Metal Gusher Brg. For Better Lubrication)	Outer	ES2121L ‡	2
	May Have Inner And Outer Tie Rod Ends Reversed, Check Threads, (Right Hand Threads, Powdered Metal Gusher Brg. For Better Lubrication)	Inner	ES2120R ‡	2
				S230 S230
Ram Van B300				
Center Link				
1978-1971	3300 Lb Front Axle, (Powdered Metal Gusher Brg. For Better Lubrication)		DS788 ‡	1
				S529
Drag Link Assembly				
1980-1979	(Complete Three Piece Assembly, Powdered Metal Gusher Brg. For Better Lubrication)		DS1000 ‡	1
				S289
1978-1971	(Powdered Metal Gusher Brg. For Better Lubrication)		DS789 ‡	1
				S529
Idler Arm				
1980-1979	(Powdered Metal Gusher Brg. For Better Lubrication)		K7106 ‡	2
				S289

(Cont.) 300, 350 Series - 1 Ton-DODGE TRUCK

STEERING (Cont.)

Year	Model/Application	Part	P/C Qty	Figure	
Ram Van B300					
Idler Arm Bushing Kit					
1978-1971	(For OE Design Idler Arm Only)	K7046	1	S529	
Steering Damper Bellows					
1980-1971	(Trail Boss)	Front SSD68	1		
Steering Damper Cylinder					
1980-1979	(Super Trail Boss)	Front SSD82	1		
1978-1971	(Trail Boss)	Front SSD42	1		
Steering Damper Kit					
1980-1979	(Trail Boss)	Front SSD44	1		
1978-1971	(Trail Boss)	Front SSD21	1		
Tie Rod Adjusting Sleeve					
1980-1979	4000 Lb Axle Except 4000 Lb Axle, 14.34" Length	ES362S DS1038S	1 2	S289 S289	
1978-1972	3800 Lb Front Axle, 7/8" - 18 Threads, 4.50" Length	ES362S	1	S529	
1975-1971	3300 Lb Front Axle, 3/4" -18 Threads, 4.50" Length	ES638S	2	S529	
Tie Rod End					
1980-1979	4000 Lb Axle, (Greaseable Socket Reduces Corrosion/Wear) 4000 Lb Axle, (Powdered Metal Gusher Brg. For Better Lubrication) 4000 Lb Axle, (Powdered Metal Gusher Brg. For Better Lubrication) Except 4000 Lb Axle, May Have Inner And Outer Tie Rod Ends Reversed, Check Threads, (Left Hand Threads, Powdered Metal Gusher Brg. For Better Lubrication) Except 4000 Lb Axle, May Have Inner And Outer Tie Rod Ends Reversed, Check Threads, (Right Hand Threads, Powdered Metal Gusher Brg. For Better Lubrication)	Outer Left Inner Right Inner Outer Inner	ES2147RL ‡ DS1011 ‡ DS1010 ‡ ES2121L ‡ ES2120R ‡	2 1 1 2 2	S289 S289 S289 S289 S289
1978-1976	3300 Lb Front Axle, 11/16" - 18 Thread, 4.250" Length, (Left Hand Threads, Powdered Metal Gusher Brg. For Better Lubrication) 3300 Lb Front Axle, 11/16" - 18 Thread, 4.250" Length, (Right Hand Threads, Powdered Metal Gusher Brg. For Better Lubrication) Unequal Length Inner And Outer Tie Rod Ends, Heavy Duty Suspension, (Greaseable Socket Reduces Corrosion/Wear)	Outer	ES2076L ‡ ES2075R ‡ ES499RL ‡	2 2 2	S529 S529 S529
1978-1971	3800 Lb Front Axle, 7/8" - 18 Threads, 14.29" Length	Left Inner	DS878	1	S529
1975-1974	Steering Linkage Has 3/4" Diameter Threaded Tie Rod Ends, Standard Suspension, (Powdered Metal Gusher Brg. For Better Lubrication)	Inner	DS786 ‡	2	S529
1975-1971	Heavy Duty Suspension, (Greaseable Socket Reduces Corrosion/Wear)	Outer	ES499RL ‡	2	S529
1973-1971	Standard Suspension, (Powdered Metal Gusher Brg. For Better Lubrication)	Inner	DS786 ‡	2	S529
Ram Van B350					
Drag Link Assembly					
1990-1981	(Complete Three Piece Assembly, Powdered Metal Gusher Brg. For Better Lubrication)	DS1000 ‡	1	S289	
Idler Arm					
1990-1981	(Powdered Metal Gusher Brg. For Better Lubrication)	K7106 ‡	2	S289	
Steering Damper Bellows					
1990-1981	(Trail Boss)	Front SSD68	1		
Steering Damper Cylinder					
1990-1981	(Super Trail Boss)	Front SSD82	1		
Steering Damper Kit					
1990-1981	(Trail Boss)	Front SSD44	1		
Tie Rod Adjusting Sleeve					
1990-1981	4000 Lb Axle Except 4000 Lb Axle, 14.34" Length	ES362S DS1038S	1 2	S289 S289	
Tie Rod End					
1990-1981	4000 Lb Axle, (Greaseable Socket Reduces Corrosion/Wear) 4000 Lb Axle, (Powdered Metal Gusher Brg. For Better Lubrication) 4000 Lb Axle, (Powdered Metal Gusher Brg. For Better Lubrication) Except 4000 Lb Axle, May Have Inner And Outer Tie Rod Ends Reversed, Check Threads, (Left Hand Threads, Powdered Metal Gusher Brg. For Better Lubrication) Except 4000 Lb Axle, May Have Inner And Outer Tie Rod Ends Reversed, Check Threads, (Right Hand Threads, Powdered Metal Gusher Brg. For Better Lubrication)	Outer Left Inner Right Inner Outer Inner	ES2147RL ‡ DS1011 ‡ DS1010 ‡ ES2121L ‡ ES2120R ‡	2 1 1 2 2	S289 S289 S289 S289 S289
Ram W300					
Drag Link Assembly					
1980-1978	4500 Lb Drive Axle, (Greaseable Socket Reduces Corrosion/Wear)	DS914 ‡	1	S231	
1968-1957	Power Steering, .688" - 18 Threads, 3.410" Length, (Drag Link End, Includes Sunoloy-Coated Metal Bearing To Combine Durability With Smooth Stud Swing)	ES158R ‡	1		

DODGE TRUCK-300, 350 Series - 1 Ton (Cont.)

STEERING (Cont.)

Year	Model/Application	Part	P/C Qty	Figure	
Ram W300					
Idler Arm Bushing Kit					
1973-1971	(For OE Design Idler Arm Only)	K7046	1		
Steering Damper Bellows					
1980-1969	(Trail Boss) Front	SSD68	1	S231	
1968-1960	(Trail Boss) Front	SSD68	1		
Steering Damper Cylinder					
1980-1969	(Trail Boss) Front	SSD48	1	S231	
1968-1960	(Trail Boss) Front	SSD48	1		
Tie Rod Adjusting Sleeve					
1980-1978	Except 3500 Lb Axle	DS1410S	2	S231	
1980-1976	3500 Lb Drive Axle	DS1411S	1	S231	
Tie Rod End					
1980-1976	4500 Lb Drive Axle, (Powdered Metal Gusher Brg. For Better Lubrication)	Left Outer	ES2010L ‡	1	S231
		Right Outer	ES2010R ‡	1	S231
1980-1969	3500 Lb Drive Axle, (Powdered Metal Gusher Brg. For Better Lubrication)	Left Outer	ES394R ‡	1	S231
		Right Outer	ES393R ‡	1	S231
1974-1969	4000 And 4500 Lb Drive Axle, 1.000" - 16 Threads, 3.750" Length, (Powdered Metal Gusher Brg. For Better Lubrication)	Left Outer	ES176L ‡	1	S231
1968-1960	1.000" - 16 Threads, 3.750" Length, (Powdered Metal Gusher Brg. For Better Lubrication)	Left Outer	ES176L ‡	1	
Ram Wagon B300					
Center Link					
1978-1971	3300 Lb Front Axle, (Powdered Metal Gusher Brg. For Better Lubrication)	DS788 ‡	1	S529	
Drag Link Assembly					
1980-1979	(Complete Three Piece Assembly, Powdered Metal Gusher Brg. For Better Lubrication)	DS1000 ‡	1	S289	
1978-1971	(Powdered Metal Gusher Brg. For Better Lubrication)	DS789 ‡	1	S529	
Idler Arm					
1980-1979	(Powdered Metal Gusher Brg. For Better Lubrication)	K7106 ‡	2	S289	
Idler Arm Bushing Kit					
1978-1971	(For OE Design Idler Arm Only)	K7046	1		
Steering Damper Bellows					
1980-1971	(Trail Boss) Front	SSD68	1		
Steering Damper Cylinder					
1980-1979	(Super Trail Boss) Front	SSD82	1		
1978-1971	(Trail Boss) Front	SSD42	1		
Steering Damper Kit					
1980-1979	(Trail Boss) Front	SSD44	1		
1978-1971	(Trail Boss) Front	SSD21	1		
Tie Rod Adjusting Sleeve					
1980-1979	4000 Lb Axle Except 4000 Lb Axle, 14.34" Length	ES362S	1	S289	
		DS1038S	2	S289	
1978-1972	3800 Lb Front Axle, 7/8" - 18 Threads, 4.50" Length	ES362S	1	S529	
1975-1971	3300 Lb Front Axle, 3/4" -18 Threads, 4.50" Length	ES638S	2	S529	
Tie Rod End					
1980-1979	4000 Lb Axle, (Greaseable Socket Reduces Corrosion/Wear) 4000 Lb Axle, (Powdered Metal Gusher Brg. For Better Lubrication) 4000 Lb Axle, (Powdered Metal Gusher Brg. For Better Lubrication) Except 4000 Lb Axle, May Have Inner And Outer Tie Rod Ends Reversed, Check Threads, (Left Hand Threads, Powdered Metal Gusher Brg. For Better Lubrication) Except 4000 Lb Axle, May Have Inner And Outer Tie Rod Ends Reversed, Check Threads, (Right Hand Threads, Powdered Metal Gusher Brg. For Better Lubrication)	Outer	ES2147RL ‡	2	S289
		Left Inner	DS1011 ‡	1	S289
		Right Inner	DS1010 ‡	1	S289
		Outer	ES2121L ‡	2	S289
		Inner	ES2120R ‡	2	S289
1978-1976	3300 Lb Front Axle, 11/16" - 18 Thread, 4.250" Length, (Left Hand Threads, Powdered Metal Gusher Brg. For Better Lubrication) 3300 Lb Front Axle, 11/16" - 18 Thread, 4.250" Length, (Right Hand Threads, Powdered Metal Gusher Brg. For Better Lubrication) Unequal Length Inner And Outer Tie Rod Ends, Heavy Duty Suspension, (Greaseable Socket Reduces Corrosion/Wear)	Outer	ES2076L ‡	2	S529
		Outer	ES2075R ‡	2	S529
		Outer	ES499RL ‡	2	S529
1978-1971	3800 Lb Front Axle, 7/8" - 18 Threads, 14.29" Length	Left Inner	DS878	1	S529
1975-1974	Steering Linkage Has 3/4" Diameter Threaded Tie Rod Ends, Standard Suspension, (Powdered Metal Gusher Brg. For Better Lubrication)	Inner	DS786 ‡	2	S529
1975-1971	Heavy Duty Suspension, (Greaseable Socket Reduces Corrosion/Wear)	Outer	ES499RL ‡	2	S529
1973-1971	Standard Suspension, (Powdered Metal Gusher Brg. For Better Lubrication)	Inner	DS786 ‡	2	S529

(Cont.) 300, 350 Series - 1 Ton-DODGE TRUCK

STEERING (Cont.)

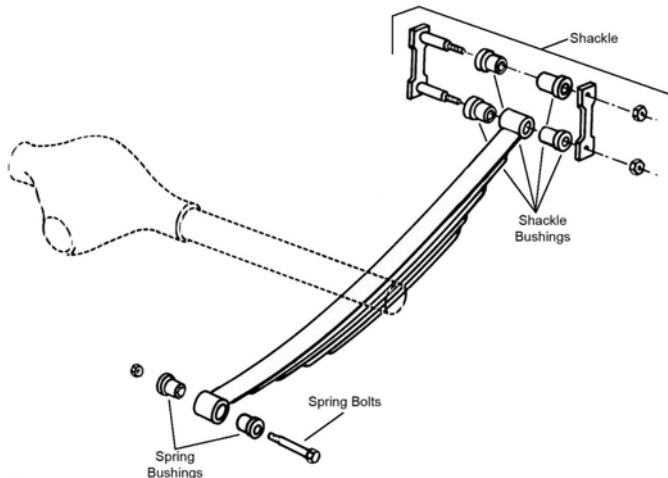
Year	Model/Application	Part	P/C Qty	Figure
Ram Wagon B350				
Drag Link Assembly				
1990-1982	(Complete Three Piece Assembly, Powdered Metal Gusher Brg. For Better Lubrication)	DS1000 ‡	1	S289
Idler Arm				
1990-1982	(Powdered Metal Gusher Brg. For Better Lubrication)	K7106 ‡	2	S289
Steering Damper Bellows				
1990-1982	(Trail Boss)	Front SSD68	1	
Steering Damper Cylinder				
1990-1982	(Super Trail Boss)	Front SSD82	1	
Steering Damper Kit				
1990-1982	(Trail Boss)	Front SSD44	1	
Tie Rod Adjusting Sleeve				
1990-1982	4000 Lb Axle	ES362S	1	S289
	Except 4000 Lb Axle, 14.34" Length	DS1038S	2	S289
Tie Rod End				
1990-1982	4000 Lb Axle, (Greaseable Socket Reduces Corrosion/Wear)	Outer ES2147RL ‡	2	S289
	4000 Lb Axle, (Powdered Metal Gusher Brg. For Better Lubrication)	Left Inner DS1011 ‡	1	S289
	4000 Lb Axle, (Powdered Metal Gusher Brg. For Better Lubrication)	Right Inner DS1010 ‡	1	S289
	Except 4000 Lb Axle, May Have Inner And Outer Tie Rod Ends Reversed, Check Threads, (Left Hand Threads, Powdered Metal Gusher Brg. For Better Lubrication)	Outer ES2121L ‡	2	S289
	Except 4000 Lb Axle, May Have Inner And Outer Tie Rod Ends Reversed, Check Threads, (Right Hand Threads, Powdered Metal Gusher Brg. For Better Lubrication)	Inner ES2120R ‡	2	S289
Sportsman Wagon B350				
Drag Link Assembly				
1981	(Complete Three Piece Assembly, Powdered Metal Gusher Brg. For Better Lubrication)	DS1000 ‡	1	S289
Idler Arm				
1981	(Powdered Metal Gusher Brg. For Better Lubrication)	K7106 ‡	2	S289
Steering Damper Bellows				
1981	(Trail Boss)	Front SSD68	1	
Steering Damper Cylinder				
1981	(Super Trail Boss)	Front SSD82	1	
Steering Damper Kit				
1981	(Trail Boss)	Front SSD44	1	
Tie Rod Adjusting Sleeve				
1981	4000 Lb Axle	ES362S	1	S289
	Except 4000 Lb Axle, 14.34" Length	DS1038S	2	S289
Tie Rod End				
1981	4000 Lb Axle, (Greaseable Socket Reduces Corrosion/Wear)	Outer ES2147RL ‡	2	S289
	4000 Lb Axle, (Powdered Metal Gusher Brg. For Better Lubrication)	Left Inner DS1011 ‡	1	S289
	4000 Lb Axle, (Powdered Metal Gusher Brg. For Better Lubrication)	Right Inner DS1010 ‡	1	S289
	Except 4000 Lb Axle, May Have Inner And Outer Tie Rod Ends Reversed, Check Threads, (Left Hand Threads, Powdered Metal Gusher Brg. For Better Lubrication)	Outer ES2121L ‡	2	S289
	Except 4000 Lb Axle, May Have Inner And Outer Tie Rod Ends Reversed, Check Threads, (Right Hand Threads, Powdered Metal Gusher Brg. For Better Lubrication)	Inner ES2120R ‡	2	S289
VD-20				
Tie Rod End				
1940	.688" - 18 Threads, 3.410" Length, (Includes Sunoloy-Coated Metal Bearing To Combine Durability With Smooth Stud Swing)	Left Outer ES158L ‡	1	
	.688" - 18 Threads, 3.410" Length, (Includes Sunoloy-Coated Metal Bearing To Combine Durability With Smooth Stud Swing)	Right Outer ES158R ‡	1	
VD-21				
Tie Rod End				
1940	.688" - 18 Threads, 3.410" Length, (Includes Sunoloy-Coated Metal Bearing To Combine Durability With Smooth Stud Swing)	Left Outer ES158L ‡	1	
	.688" - 18 Threads, 3.410" Length, (Includes Sunoloy-Coated Metal Bearing To Combine Durability With Smooth Stud Swing)	Right Outer ES158R ‡	1	
WD-20				
Tie Rod End				
1947-1946	.688" - 18 Threads, 3.410" Length, (Includes Sunoloy-Coated Metal Bearing To Combine Durability With Smooth Stud Swing)	Left Outer ES158L ‡	1	
	.688" - 18 Threads, 3.410" Length, (Includes Sunoloy-Coated Metal Bearing To Combine Durability With Smooth Stud Swing)	Right Outer ES158R ‡	1	

DODGE TRUCK-300, 350 Series - 1 Ton (Cont.)

STEERING (Cont.)

Year	Model/Application	Part	P/C Qty	Figure
WD-20				
Tie Rod End				
1942-1941	.688" - 18 Threads, 3.410" Length, (Includes Sunoloy-Coated Metal Bearing To Combine Durability With Smooth Stud Swing)	Left Outer	ES158L ‡	1
	.688" - 18 Threads, 3.410" Length, (Includes Sunoloy-Coated Metal Bearing To Combine Durability With Smooth Stud Swing)	Right Outer	ES158R ‡	1
WD-21				
Tie Rod End				
1947-1946	.688" - 18 Threads, 3.410" Length, (Includes Sunoloy-Coated Metal Bearing To Combine Durability With Smooth Stud Swing)	Left Outer	ES158L ‡	1
	.688" - 18 Threads, 3.410" Length, (Includes Sunoloy-Coated Metal Bearing To Combine Durability With Smooth Stud Swing)	Right Outer	ES158R ‡	1
1942-1941	.688" - 18 Threads, 3.410" Length, (Includes Sunoloy-Coated Metal Bearing To Combine Durability With Smooth Stud Swing)	Left Outer	ES158L ‡	1
	.688" - 18 Threads, 3.410" Length, (Includes Sunoloy-Coated Metal Bearing To Combine Durability With Smooth Stud Swing)	Right Outer	ES158R ‡	1
WM300				
Steering Damper Bellows				
1962-1961	(Trail Boss)	Front	SSD68	1
Tie Rod End				
1960	(Includes Sunoloy-Coated Metal Bearing To Combine Durability With Smooth Stud Swing)		ES158R ‡	1

REAR SUSPENSION



R309

Year	Model/Application	Part	P/C Qty	Figure
B-1-D				
Leaf Spring Bolt				
1949-1948		Upper Rear	K150301	2
		Lower Rear	K150301	2
		Front	K150301	2
B-1-DU				
Leaf Spring Bolt				
1948		Upper Rear	K150301	2
		Lower Rear	K150301	2
		Front	K150301	2
B-1-EU				
Leaf Spring Bolt				
1949		Upper Rear	K150301	2
		Lower Rear	K150301	2
		Front	K150301	2
B-1-EUF				
Leaf Spring Bolt				
1949		Upper Rear	K150301	2
		Lower Rear	K150301	2
		Front	K150301	2

(Cont.) 300, 350 Series - 1 Ton-DODGE TRUCK

REAR SUSPENSION (Cont.)				
Year	Model/Application	Part	P/C Qty	Figure
B-2-D				
Leaf Spring Bolt				
1950		Upper Rear Lower Rear Front	K150301 K150301 K150301	2 2 2
B-2-DU				
Leaf Spring Bolt				
1950		Upper Rear Lower Rear Front	K150301 K150301 K150301	2 2 2
B-2-EU				
Leaf Spring Bolt				
1950		Upper Rear Lower Rear Front	K150301 K150301 K150301	2 2 2
B-2-EUF				
Leaf Spring Bolt				
1950		Upper Rear Lower Rear Front	K150301 K150301 K150301	2 2 2
B-3-D				
Leaf Spring Bolt				
1952-1951		Upper Rear Lower Rear Front	K150301 K150301 K150301	2 2 2
B-3-DU				
Leaf Spring Bolt				
1952-1951		Upper Rear Lower Rear Front	K150301 K150301 K150301	2 2 2
B-3-EU				
Leaf Spring Bolt				
1952-1951		Upper Rear Lower Rear Front	K150301 K150301 K150301	2 2 2
B-4-D				
Leaf Spring Bolt				
1953		Upper Rear Lower Rear Front	K150301 K150301 K150301	2 2 2
B-4-DU				
Leaf Spring Bolt				
1953		Upper Rear Lower Rear Front	K150301 K150301 K150301	2 2 2
B-4-EU				
Leaf Spring Bolt				
1953		Upper Rear Lower Rear Front	K150301 K150301 K150301	2 2 2
C-1-D				
Leaf Spring Bolt				
1955-1954		Upper Rear Lower Rear Front	K150301 K150301 K150301	2 2 2
Leaf Spring Bushing				
1955		Front	K201104	2
Leaf Spring Shackle Bushing				
1955		Lower	K201104	2
C-1-DU				
Leaf Spring Bolt				
1955-1954		Upper Rear	K150301	2

DODGE TRUCK-300, 350 Series - 1 Ton (Cont.)

REAR SUSPENSION (Cont.)

Year	Model/Application	Part	P/C Qty	Figure
C-1-DU				
Leaf Spring Bolt				
1955-1954 (Cont.)		Lower Rear	K150301	2
		Front	K150301	2
Leaf Spring Bushing				
1955		Front	K201104	2
Leaf Spring Shackle Bushing				
1955		Lower	K201104	2
C-1-EU				
Leaf Spring Bolt				
1955-1954		Upper Rear	K150301	2
		Lower Rear	K150301	2
		Front	K150301	2
Leaf Spring Bushing				
1955		Front	K201104	2
Leaf Spring Shackle Bushing				
1955		Lower	K201104	2
C-3-D				
Leaf Spring Bolt				
1955		Upper Rear	K150301	2
		Lower Rear	K150301	2
		Front	K150301	2
Leaf Spring Bushing				
1955		Front	K201104	2
Leaf Spring Shackle Bushing				
1955		Lower	K201104	2
C-4-D				
Leaf Spring Bolt				
1956		Upper Rear	K150301	2
		Lower Rear	K150301	2
		Front	K150301	2
Leaf Spring Bushing				
1956		Front	K201104	2
Leaf Spring Shackle Bushing				
1956		Lower	K201104	2
M300				
Leaf Spring Shackle Bushing				
1974	(Split Type Bushing) 1-1/2" Outside Diameter X 3/4" Inside Diameter, (1 Piece Design)	Rear	K7308	2
		Rear	SB268	2
Power Ram W350				
Camber Kingpin				
1990-1983	Four Wheel Drive (4X4), Dana 60 Axle, 1-1/2 Degree Maximum Positive Camber, (Eccentric Bushing, Adjustable Camber Kingpin)		K992 ‡	2
1982-1981	Dana 60 Axle, 1-1/2 Degree Maximum Positive Camber, (Eccentric Bushing, Adjustable Camber Kingpin)		K992 ‡	2
Leaf Spring Bolt				
1990-1981	1/2" Bolt Diameter	Front	K150193	2 R309
Leaf Spring Bushing				
1990-1981	1" Outside Diameter X 1/2" Inside Diameter 1-1/2" Outside Diameter X 3/4" Inside Diameter, (1 Piece Design)	Front	SB266	2 R309
		Front	SB268	2 R309
Leaf Spring Shackle Bolt				
1990-1981	1/2" Bolt Diameter		K150193	4 R309
Leaf Spring Shackle Bushing				
1990-1981	1" Outside Diameter X 1/2" Inside Diameter 1-1/2" Outside Diameter X 3/4" Inside Diameter, (1 Piece Design)		SB266	2 R309
			SB268	2 R309
Ram CB300				
Leaf Spring Shackle Bushing				
1980-1974	(Split Type Bushing) 1-1/2" Outside Diameter X 3/4" Inside Diameter, (1 Piece Design)	Upper Rear	K7308	2 R309
		Upper Rear	SB268	2 R309

(Cont.) 300, 350 Series - 1 Ton-DODGE TRUCK

REAR SUSPENSION (Cont.)

Year	Model/Application	Part	P/C Qty	Figure
Ram D300				
Leaf Spring Bolt				
1980-1969	1/2" Bolt Diameter	Front	K150193	2 R309
1968-1961		Front Rear	K150301 K150301	2 R309 2 R309
Leaf Spring Bushing				
1980-1972	1" Outside Diameter X 1/2" Inside Diameter 1-1/2" Outside Diameter X 3/4" Inside Diameter, (1 Piece Design)	Front Front	SB266 SB268	2 R309 2 R309
Leaf Spring Shackle Bolt				
1980-1969	1/2" Bolt Diameter 1/2" Bolt Diameter	Upper Lower	K150193 K150193	2 R309 2 R309
Leaf Spring Shackle Bushing				
1980-1972	1" Outside Diameter X 1/2" Inside Diameter 1-1/2" Outside Diameter X 3/4" Inside Diameter, (1 Piece Design)		SB266 SB268	2 R309 2 R309
1971-1960	1" Outside Diameter X 1/2" Inside Diameter 1-1/2" Outside Diameter X 3/4" Inside Diameter, (1 Piece Design)	Rear Rear	SB266 SB268	2 2
Ram D350				
Leaf Spring Bolt				
1990-1981	1/2" Bolt Diameter	Front	K150193	2 R309
Leaf Spring Bushing				
1990-1981	1" Outside Diameter X 1/2" Inside Diameter 1-1/2" Outside Diameter X 3/4" Inside Diameter, (1 Piece Design)	Front Front	SB266 SB268	2 R309 2 R309
Leaf Spring Shackle Bolt				
1990-1981	1/2" Bolt Diameter 1/2" Bolt Diameter	Upper Lower	K150193 K150193	2 R309 2 R309
Leaf Spring Shackle Bushing				
1990-1981	1" Outside Diameter X 1/2" Inside Diameter 1-1/2" Outside Diameter X 3/4" Inside Diameter, (1 Piece Design)		SB266 SB268	2 R309 2 R309
Ram Van B300				
Leaf Spring Bushing				
1979-1971	1700 Lb Springs	Front	K200958	2 R309
Leaf Spring Shackle Bushing				
1980-1971	1" Outside Diameter, (Split Type Bushing) 1-1/2" Outside Diameter X 3/4" Inside Diameter, (1 Piece Design)	Upper Rear Upper Rear	K7308 SB268	4 R309 2 R309
Ram Van B350				
Leaf Spring Shackle Bushing				
1990-1981	1" Outside Diameter, (Split Type Bushing) 1-1/2" Outside Diameter X 3/4" Inside Diameter, (1 Piece Design)	Upper Rear Upper Rear	K7308 SB268	4 R309 2 R309
Ram W300				
Camber Kingpin				
1980-1960	Four Wheel Drive (4X4), Dana 60 Axle, 1-1/2 Degree Maximum Positive Camber, (Eccentric Bushing, Adjustable Camber Kingpin)		K992 ‡	2
Leaf Spring Bolt				
1980-1969	1/2" Bolt Diameter	Front	K150193	2 R309
1968-1957		Front Rear	K150301 K150301	2 R309 4 R309
Leaf Spring Bushing				
1980-1971	1" Outside Diameter X 1/2" Inside Diameter 1-1/2" Outside Diameter X 3/4" Inside Diameter, (1 Piece Design)	Front Front	SB266 SB268	2 R309 2 R309
1960-1957		Front	K201104	2 R309
Leaf Spring Shackle Bolt				
1980-1969	1/2" Bolt Diameter		K150193	4 R309
Leaf Spring Shackle Bushing				
1980-1971	1" Outside Diameter X 1/2" Inside Diameter 1-1/2" Outside Diameter X 3/4" Inside Diameter, (1 Piece Design)		SB266 SB268	2 R309 2 R309
1960-1957		To Spring	K201104	2 R309
Ram Wagon B300				
Leaf Spring Bushing				
1979-1971	1700 Lb Springs	Front	K200958	2 R309

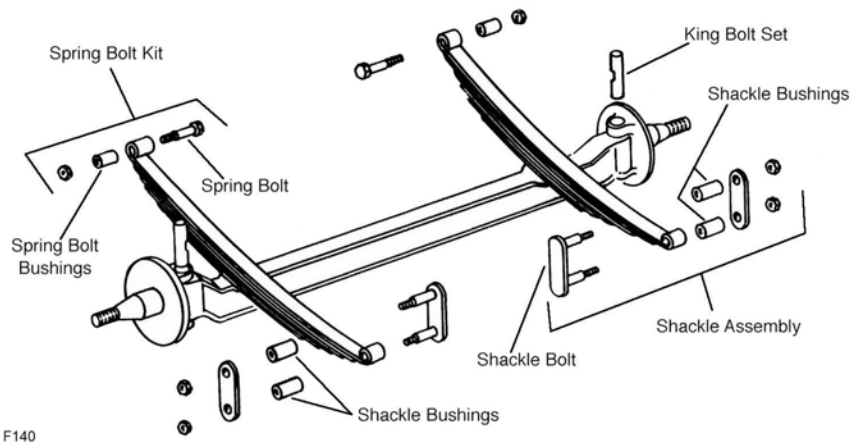
DODGE TRUCK-300, 350 Series - 1 Ton (Cont.)

REAR SUSPENSION (Cont.)

Year	Model/Application	Part	P/C Qty	Figure
Ram Wagon B300				
Leaf Spring Shackle Bushing				
1980-1971	1" Outside Diameter, (Split Type Bushing) 1-1/2" Outside Diameter X 3/4" Inside Diameter, (1 Piece Design)	Upper Rear Upper Rear	K7308 SB268	4 2 R309 R309
Ram Wagon B350				
Leaf Spring Shackle Bushing				
1990-1982	1" Outside Diameter, (Split Type Bushing) 1-1/2" Outside Diameter X 3/4" Inside Diameter, (1 Piece Design)	Upper Rear Upper Rear	K7308 SB268	4 2 R309 R309
Sportsman Wagon B350				
Leaf Spring Shackle Bushing				
1981	1" Outside Diameter, (Split Type Bushing) 1-1/2" Outside Diameter X 3/4" Inside Diameter, (1 Piece Design)	Upper Rear Upper Rear	K7308 SB268	4 2 R309 R309

DODGE TRUCK-400, 450 Series

FRONT SUSPENSION



F140

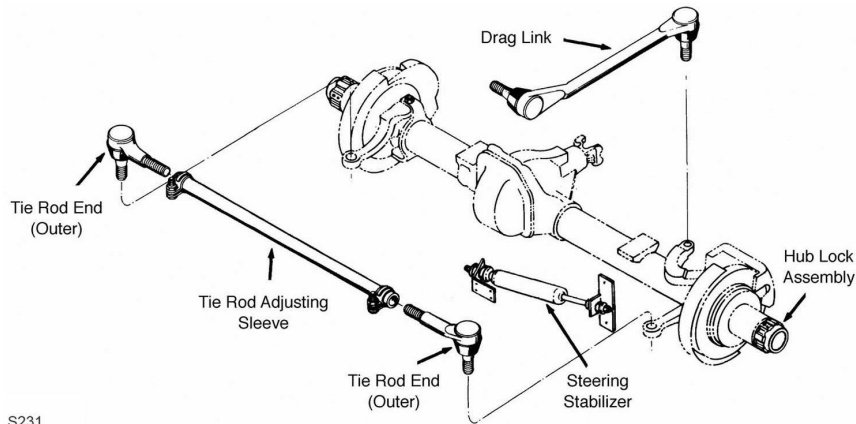
Year	Model/Application	Part	P/C Qty	Figure
D400				
King Bolt Set				
1971-1960	5,000 lb. Axle, 1.124" Pin Diameter, 7.190" Length, (Contains Roller Bearing And Metal Bushing)		8456B	1
1971-1957	4,000 lb. Axle, .937" Pin Diameter, 6.469" Length, (Contains Nylon Bushing, One Keyway)		8454N	1
1959-1957	4 X 2, .8730" X 5.375", (Contains Nylon Bushing)		8453N	1 F140
Leaf Spring Bushing				
1971-1961		Front Rear	K201006 K201006	2 2
D450				
Ball Joint				
1981-1978	4000 Lb Front Axle, (Powdered Metal Gusher Brg. For Better Lubrication)	Upper	K7082 ‡	2
M400				
King Bolt Set				
1980-1979	5,000 lb. Axle, 1.234" Pin Diameter, 6.960" Length, (Contains Metal Bushing) 5,000 lb. Axle, 1.234" Pin Diameter, 6.960" Length, (Contains Nylon Bushing)		8560B 8560N	1 1
1978-1975	5,000 lb. Axle, 1.124" Pin Diameter, 7.190" Length, (Contains Roller Bearing And Metal Bushing) 5,000 lb. Axle, 1.124" X 7.190", (Contains Nylon Bushing, One Keyway)		8456B 8587N	1 1
Leaf Spring Bushing				
1977-1975	1" Outside Diameter X 1/2" Inside Diameter 1" Outside Diameter X 1/2" Inside Diameter	Front Rear	SB266 SB266	2 2
MBH400				
Ball Joint				
1980	4,000 lb. Axle, (Powdered Metal Gusher Brg. For Better Lubrication)	Upper	K7082 ‡	2
1980-1979	5,000 lb. Axle, (Powdered Metal Gusher Brg. For Better Lubrication) 5,000 lb. Axle, (Threaded Type, Powdered Metal Gusher Brg. For Better Lubrication)	Upper Lower	K778 ‡ K727 ‡	2 2
1979	4,000 lb. Axle, (Powdered Metal Gusher Brg. For Better Lubrication)	Upper	K7082 ‡	2

(Cont.) 400, 450 Series—DODGE TRUCK

FRONT SUSPENSION (Cont.)				
Year	Model/Application	Part	P/C Qty	Figure
MBH400				
Control Arm Bushing				
1980-1979	4,000 lb. Axle, (Contains Front And Rear Bushings) 4,000 lb. Axle	Upper Lower	K7118 K7117	2 2
MBH450				
Control Arm Bushing				
1981	4,000 lb. Axle, (Contains Front And Rear Bushings) 4,000 lb. Axle	Upper Lower	K7118 K7117	2 2
P400				
King Bolt Set				
1973-1957	4,000 lb. Axle, .937" Pin Diameter, 6.469" Length, (Contains Nylon Bushing, One Keyway)		8454N	1
1971-1960	5,000 lb. Axle, 1.124" Pin Diameter, 7.190" Length, (Contains Roller Bearing And Metal Bushing)		8456B	1
Leaf Spring Bushing				
1974-1961		Front Rear	K201006 K201006	2 2
R400				
King Bolt Set				
1978-1974	4,500 lb. Axle, 1.124" Pin Diameter, 7.190" Length, (Contains Roller Bearing And Metal Bushing)		8456B	1
1974	1.124" X 7.190", (Contains Metal Bushing, One Keyway)		8587B	1
Ram CB400				
Ball Joint				
1979	5,000 lb. Axle, (Powdered Metal Gusher Brg. For Better Lubrication) 4,000 lb. Axle, (Powdered Metal Gusher Brg. For Better Lubrication) 5,000 lb. Axle, (Threaded Type, Powdered Metal Gusher Brg. For Better Lubrication)	Upper Upper Lower	K778 ‡ K7082 ‡ K727 ‡	2 2 2
Control Arm Bushing				
1979	4,000 lb. Axle, (Contains Front And Rear Bushings) 4,000 lb. Axle	Upper Lower	K7118 K7117	2 2
Ram CB450				
Control Arm Bushing				
1981	4,000 lb. Axle, (Contains Front And Rear Bushings) 4,000 lb. Axle	Upper Lower	K7118 K7117	2 2
Ram D400				
Ball Joint				
1980	4,000 lb. Axle, (Powdered Metal Gusher Brg. For Better Lubrication)	Upper	K7082 ‡	2
1980-1979	5,000 lb. Axle, (Powdered Metal Gusher Brg. For Better Lubrication) 5,000 lb. Axle, (Threaded Type, Powdered Metal Gusher Brg. For Better Lubrication)	Upper Lower	K778 ‡ K727 ‡	2 2
1979-1978	4,000 lb. Axle, (Powdered Metal Gusher Brg. For Better Lubrication)	Upper	K7082 ‡	2
Control Arm Bushing				
1980-1979	(Optional, Eccentric Bushing, Provides Additional Positive(+) Camber Adjustment, High Quality Elastomer For Durability And Performance) 5,000 lb. Axle	Upper Lower	K7104 ‡ K7077	2 2
Ram D450				
Ball Joint				
1981	4000 Lb Front Axle, (Powdered Metal Gusher Brg. For Better Lubrication)	Upper	K7082 ‡	2
RM400				
King Bolt Set				
1974	4,500 lb. Axle, 5,000 lb. Axle, (Contains Roller Bearing And Metal Bushing) 1.124" X 7.190", (Contains Metal Bushing, One Keyway) 4,500 lb. Axle, 5,000 lb. Axle, 1.124" X 7.190", (Contains Nylon Bushing, One Keyway)		8456B 8587B 8587N	1 1 1
Leaf Spring Bushing				
1974-1973	1" Outside Diameter X 1/2" Inside Diameter 1" Outside Diameter X 1/2" Inside Diameter	Front Rear	SB266 SB266	2 2
S400				
King Bolt Set				
1971-1960	5,000 lb. Axle, 1.124" Pin Diameter, 7.190" Length, (Contains Roller Bearing And Metal Bushing)		8456B	1
1971-1957	4,000 lb. Axle, .937" Pin Diameter, 6.469" Length, (Contains Nylon Bushing, One Keyway)		8454N	1
Leaf Spring Bushing				
1962-1957		Front	K201006	2

DODGE TRUCK-400, 450 Series (Cont.)

STEERING



S231

Year	Model/Application	Part	P/C Qty	Figure
D400				
Steering Damper Bellows				
1959-1957	Straight Axle, (Trail Boss)	Front	SSD68	1
Steering Damper Kit				
1959-1957	Straight Axle, (Super Trail Boss) Straight Axle, (Trail Boss)	Front Front	SSD99 SSD11	1 1
Tie Rod End				
1971-1960	4,000 lb. Axle, .688" - 18 Threads, 3.410" Length, (Includes Sunloy-Coated Metal Bearing To Combine Durability With Smooth Stud Swing)	Left Outer	ES158L ‡	1
	4,000 lb. Axle, .688" - 18 Threads, 3.410" Length, (Includes Sunloy-Coated Metal Bearing To Combine Durability With Smooth Stud Swing)	Right Outer	ES158R ‡	1
	5,000 lb. Axle, 3.750" Length, .875" - 18 Threads, (Greaseable Socket Reduces Corrosion/Wear)	Left Outer	ES194L ‡	1
	5,000 lb. Axle, 3.750" Length, .875" - 18 Threads, (Greaseable Socket Reduces Corrosion/Wear)	Right Outer	ES194R ‡	1
M400				
Drag Link Assembly				
1980-1979			DS930	1
1978-1975	4,500 lb. Axle, 23.78" Center To Center, (Greaseable Socket Reduces Corrosion/Wear)		DS881 ‡	1
Tie Rod End				
1980-1979	5,000 lb. Axle, .875" - 18 Threads, 4.44" Length	Left Outer	ES2083L	1
	5,000 lb. Axle, .875" - 18 Threads, 4.44" Length	Right Outer	ES2082R	1
1978-1975	5,000 lb. Axle, 3.750" Length, .875" - 18 Threads, (Greaseable Socket Reduces Corrosion/Wear)	Left Outer	ES194L ‡	1
	5,000 lb. Axle, 3.750" Length, .875" - 18 Threads, (Greaseable Socket Reduces Corrosion/Wear)	Right Outer	ES194R ‡	1
MBH400				
Drag Link Assembly				
1980-1979	(Complete Three Piece Assembly, Powdered Metal Gusher Brg. For Better Lubrication)		DS1000 ‡	1
Tie Rod Adjusting Sleeve				
1980-1979	4,000 lb. Axle		ES362S	1
Tie Rod End				
1980-1979	4,000 lb. Axle, .875" - 18 Threads, 14.75" Length, (Powdered Metal Gusher Brg. For Better Lubrication)	Left Inner	DS1011 ‡	1
	4,000 lb. Axle, .875" - 18 Threads, 5.030" Length, (Greaseable Socket Reduces Corrosion/Wear)	Outer	ES2147RL ‡	2
	5,000 lb. Axle, May Have Inner And Outer Tie Rod Ends Reversed, Check Threads, .688" - 18 Threads, 5.18" Length, (Left Hand Threads, Powdered Metal Gusher Brg. For Better Lubrication)	Outer	ES2121L ‡	2
	5,000 lb. Axle, May Have Inner And Outer Tie Rod Ends Reversed, Check Threads, .688" - 18 Threads, 5.18" Length, (Right Hand Threads, Powdered Metal Gusher Brg. For Better Lubrication)	Inner	ES2120R ‡	2
MBH450				
Drag Link Assembly				
1981	(Complete Three Piece Assembly, Powdered Metal Gusher Brg. For Better Lubrication)		DS1000 ‡	1
Tie Rod Adjusting Sleeve				
1981	4,000 lb. Axle		ES362S	1

(Cont.) 400, 450 Series-DODGE TRUCK

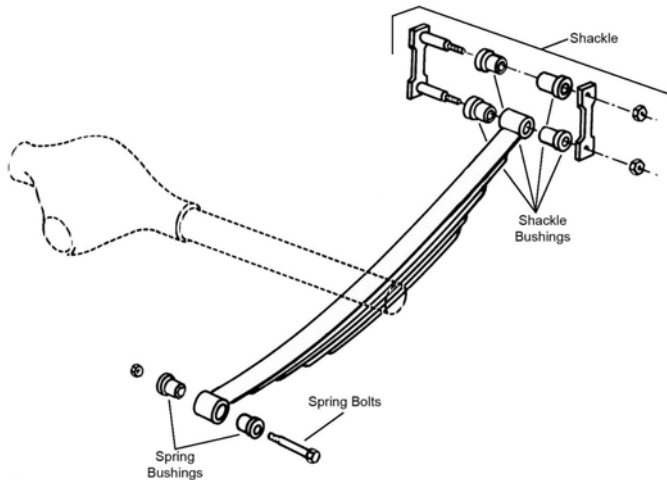
STEERING (Cont.)				
Year	Model/Application	Part	P/C Qty	Figure
MBH450				
Tie Rod End				
1981	4,000 lb. Axle, .875" - 18 Threads, 14.75" Length, (Powdered Metal Gusher Brg. For Better Lubrication)	Left Inner	DS1011 ‡	1
	4,000 lb. Axle, .875" - 18 Threads, 5.030" Length, (Greaseable Socket Reduces Corrosion/Wear)	Outer	ES2147RL ‡	2
	5,000 lb. Axle, May Have Inner And Outer Tie Rod Ends Reversed, Check Threads, .688" - 18 Threads, 5.18" Length, (Left Hand Threads, Powdered Metal Gusher Brg. For Better Lubrication)	Outer	ES2121L ‡	2
	5,000 lb. Axle, May Have Inner And Outer Tie Rod Ends Reversed, Check Threads, .688" - 18 Threads, 5.18" Length, (Right Hand Threads, Powdered Metal Gusher Brg. For Better Lubrication)	Inner	ES2120R ‡	2
P400				
Tie Rod End				
1973-1960	4,000 lb. Axle, .688" - 18 Threads, 3.410" Length, (Includes Sunoloy-Coated Metal Bearing To Combine Durability With Smooth Stud Swing)	Left Outer	ES158L ‡	1
	4,000 lb. Axle, .688" - 18 Threads, 3.410" Length, (Includes Sunoloy-Coated Metal Bearing To Combine Durability With Smooth Stud Swing)	Right Outer	ES158R ‡	1
	5,000 lb. Axle, 3.750" Length, .875" - 18 Threads, (Greaseable Socket Reduces Corrosion/Wear)	Left Outer	ES194L ‡	1
	5,000 lb. Axle, 3.750" Length, .875" - 18 Threads, (Greaseable Socket Reduces Corrosion/Wear)	Right Outer	ES194R ‡	1
R400				
Drag Link Assembly				
1978-1974	4,500 lb. Axle, 23.78" Center To Center, (Greaseable Socket Reduces Corrosion/Wear)		DS881 ‡	1
Tie Rod End				
1978-1974	3.750" Length, .875" - 18 Threads, (Greaseable Socket Reduces Corrosion/Wear)	Left	ES194L ‡	1
	3.750" Length, .875" - 18 Threads, (Greaseable Socket Reduces Corrosion/Wear)	Right	ES194R ‡	1
Ram CB400				
Drag Link Assembly				
1979	(Complete Three Piece Assembly, Powdered Metal Gusher Brg. For Better Lubrication)		DS1000 ‡	1
Tie Rod Adjusting Sleeve				
1979	4,000 lb. Axle		ES362S	1
Tie Rod End				
1979	4,000 lb. Axle, .875" - 18 Threads, 14.75" Length, (Powdered Metal Gusher Brg. For Better Lubrication)	Left Inner	DS1011 ‡	1
	4,000 lb. Axle, .875" - 18 Threads, 5.030" Length, (Greaseable Socket Reduces Corrosion/Wear)	Outer	ES2147RL ‡	2
	5,000 lb. Axle, May Have Inner And Outer Tie Rod Ends Reversed, Check Threads, .688" - 18 Threads, 5.18" Length, (Left Hand Threads, Powdered Metal Gusher Brg. For Better Lubrication)	Outer	ES2121L ‡	2
	5,000 lb. Axle, May Have Inner And Outer Tie Rod Ends Reversed, Check Threads, .688" - 18 Threads, 5.18" Length, (Right Hand Threads, Powdered Metal Gusher Brg. For Better Lubrication)	Inner	ES2120R ‡	2
Ram CB450				
Drag Link Assembly				
1981	(Complete Three Piece Assembly, Powdered Metal Gusher Brg. For Better Lubrication)		DS1000 ‡	1
Tie Rod Adjusting Sleeve				
1981	4,000 lb. Axle		ES362S	1
Tie Rod End				
1981	4,000 lb. Axle, .875" - 18 Threads, 14.75" Length, (Powdered Metal Gusher Brg. For Better Lubrication)	Left Inner	DS1011 ‡	1
	4,000 lb. Axle, .875" - 18 Threads, 5.030" Length, (Greaseable Socket Reduces Corrosion/Wear)	Outer	ES2147RL ‡	2
	5,000 lb. Axle, May Have Inner And Outer Tie Rod Ends Reversed, Check Threads, .688" - 18 Threads, 5.18" Length, (Left Hand Threads, Powdered Metal Gusher Brg. For Better Lubrication)	Outer	ES2121L ‡	2
	5,000 lb. Axle, May Have Inner And Outer Tie Rod Ends Reversed, Check Threads, .688" - 18 Threads, 5.18" Length, (Right Hand Threads, Powdered Metal Gusher Brg. For Better Lubrication)	Inner	ES2120R ‡	2
Ram D400				
Tie Rod Adjusting Sleeve				
1980-1979			ES2146S	2
Tie Rod End				
1980-1979	May Have Inner And Outer Tie Rod Ends Reversed, Check Threads, .688" - 18 Threads, 5.18" Length, (Left Hand Threads, Powdered Metal Gusher Brg. For Better Lubrication)	Outer	ES2121L ‡	2

DODGE TRUCK-400, 450 Series (Cont.)

STEERING (Cont.)

Year	Model/Application	Part	P/C Qty	Figure
Ram D400				
Tie Rod End				
1980-1979 (Cont.)	May Have Inner And Outer Tie Rod Ends Reversed, Check Threads, .688" - 18 Threads, 5.18" Length, (Right Hand Threads, Powdered Metal Gusher Brg. For Better Lubrication)	Inner	ES2120R ‡	2
Ram D450				
Tie Rod End				
1981	May Have Inner And Outer Tie Rod Ends Reversed, Check Threads, .688" - 18 Threads, 5.18" Length, (Left Hand Threads, Powdered Metal Gusher Brg. For Better Lubrication)	Outer	ES2121L ‡	2
	May Have Inner And Outer Tie Rod Ends Reversed, Check Threads, .688" - 18 Threads, 5.18" Length, (Right Hand Threads, Powdered Metal Gusher Brg. For Better Lubrication)	Inner	ES2120R ‡	2
Ram W400				
Drag Link Assembly				
1980-1979	Four Wheel Drive (4X4), (Greaseable Socket Reduces Corrosion/Wear)		DS914 ‡	1 S231
RM400				
Tie Rod End				
1974-1973	4,000 lb. Axle, .688" - 18 Threads, 3.410" Length, (Includes Sunoloy-Coated Metal Bearing To Combine Durability With Smooth Stud Swing)	Left Outer	ES158L ‡	1
	4,000 lb. Axle, .688" - 18 Threads, 3.410" Length, (Includes Sunoloy-Coated Metal Bearing To Combine Durability With Smooth Stud Swing)	Right Outer	ES158R ‡	1
	5,000 lb. Axle, 3.750" Length, .875" - 18 Threads, (Greaseable Socket Reduces Corrosion/Wear)	Left Outer	ES194L ‡	1
	5,000 lb. Axle, 3.750" Length, .875" - 18 Threads, (Greaseable Socket Reduces Corrosion/Wear)	Right Outer	ES194R ‡	1
S400				
Tie Rod End				
1971-1960	4,000 lb. Axle, .688" - 18 Threads, 3.410" Length, (Includes Sunoloy-Coated Metal Bearing To Combine Durability With Smooth Stud Swing)	Left Outer	ES158L ‡	1
	4,000 lb. Axle, .688" - 18 Threads, 3.410" Length, (Includes Sunoloy-Coated Metal Bearing To Combine Durability With Smooth Stud Swing)	Right Outer	ES158R ‡	1
1969-1961	5,000 lb. Axle, .875" - 18 Threads, 4.44" Length	Left Outer	ES2083L	1
	5,000 lb. Axle, .875" - 18 Threads, 4.44" Length	Right Outer	ES2082R	1

REAR SUSPENSION



R309

Year	Model/Application	Part	P/C Qty	Figure
D400				
Leaf Spring Bushing				
1960-1957		Front	K201104	2
Leaf Spring Shackle Bushing				
1960-1957		Lower	K201104	2
P400				
Leaf Spring Bushing				
1960-1957		Front	K201104	2
Leaf Spring Shackle Bushing				
1960-1957		Lower	K201104	2

(Cont.) 400, 450 Series-DODGE TRUCK

REAR SUSPENSION (Cont.)				
Year	Model/Application	Part	P/C Qty	Figure
Ram D400				
Leaf Spring Bushing				
1980	1" Outside Diameter X 1/2" Inside Diameter	Front	SB266	2 R309
	1-1/2" Outside Diameter X 3/4" Inside Diameter, (1 Piece Design)	Front	SB268	2 R309
Leaf Spring Shackle Bushing				
1980	1" Outside Diameter X 1/2" Inside Diameter	Lower	SB266	2 R309
	1-1/2" Outside Diameter X 3/4" Inside Diameter, (1 Piece Design)	Lower	SB268	2 R309
Ram W400				
Leaf Spring Bolt				
1980-1979	1/2" Bolt Diameter	Front	K150193	2 R309
1977-1974	1/2" Bolt Diameter	Front	K150193	2 R309
Leaf Spring Bushing				
1980-1979	1" Outside Diameter X 1/2" Inside Diameter	Front	SB266	2 R309
	1-1/2" Outside Diameter X 3/4" Inside Diameter, (1 Piece Design)	Front	SB268	2 R309
1977-1974	1" Outside Diameter X 1/2" Inside Diameter	Front	SB266	2 R309
	1-1/2" Outside Diameter X 3/4" Inside Diameter, (1 Piece Design)	Front	SB268	2 R309
Leaf Spring Shackle Bushing				
1980-1979	1-1/2" Outside Diameter X 3/4" Inside Diameter, (1 Piece Design)	To Spring	SB268	2 R309
1977-1974	1-1/2" Outside Diameter X 3/4" Inside Diameter, (1 Piece Design)	To Spring	SB268	2 R309
S400				
Leaf Spring Bushing				
1960-1957		Front	K201104	2

500, 600 Series-DODGE TRUCK

FRONT SUSPENSION				
Year	Model/Application	Part	P/C Qty	Figure
C500				
King Bolt Set				
1971-1960	5,000 lb. Axle, 1.124" Pin Diameter, 7.190" Length, (Contains Roller Bearing And Metal Bushing)	8456B	1	
	5,000 lb. Axle, 1.124" X 7.190", (Contains Nylon Bushing, One Keyway)	8587N	1	
	7,000 lb. Axle, 1.234" Pin Diameter, 7.440" Length, (Contains Metal Bushing)	8507B	1	
	7,000 lb. Axle, 1.234" Pin Diameter, 7.440" Length, (Contains Nylon Bushing)	8507N	1	
	7,440" Length, 1.2444" Pin Diameter, (Contains Metal Bushing, Two Keyways)	8507B010	1	
Leaf Spring Bushing				
1971-1960		Front	K201006	2
Leaf Spring Shackle Bushing				
1971-1969		Upper	K201006	2
1971-1960		Lower	K201006	2
C600				
King Bolt Set				
1973-1972	5,000 lb. Axle, 1.234" Pin Diameter, 6.960" Length, (Contains Metal Bushing)	8560B	1	
	5,000 lb. Axle, 1.234" Pin Diameter, 6.960" Length, (Contains Nylon Bushing)	8560N	1	
1973-1969	7,000 lb. Axle, 1.234" Pin Diameter, 7.440" Length, (Contains Metal Bushing)	8507B	1	
	7,000 lb. Axle, 1.234" Pin Diameter, 7.440" Length, (Contains Nylon Bushing)	8507N	1	
1973-1961	7.440" Length, 1.2444" Pin Diameter, (Contains Metal Bushing, Two Keyways)	8507B010	1	
1971-1961	5,000 lb. Axle, 1.124" Pin Diameter, 7.190" Length, (Contains Roller Bearing And Metal Bushing)	8456B	1	
	5,000 lb. Axle, 1.124" X 7.190", (Contains Nylon Bushing, One Keyway)	8587N	1	
Leaf Spring Bushing				
1973-1961		Front	K201006	2
		Rear	K201006	2
D500				
King Bolt Set				
1971-1969	5,000 lb. Axle, 1.124" Pin Diameter, 7.190" Length, (Contains Roller Bearing And Metal Bushing)	8456B	1	
	5,000 lb. Axle, 1.234" Pin Diameter, 6.960" Length, (Contains Nylon Bushing)	8560N	1	
	7,000 lb. Axle, 1.234" Pin Diameter, 7.440" Length, (Contains Metal Bushing)	8507B	1	
	7,000 lb. Axle, 1.234" Pin Diameter, 7.440" Length, (Contains Nylon Bushing)	8507N	1	
	7.440" Length, 1.2444" Pin Diameter, (Contains Metal Bushing, Two Keyways)	8507B010	1	
1962-1957	5,000 lb. Axle, 1.124" Pin Diameter, 7.190" Length, (Contains Roller Bearing And Metal Bushing)	8456B	1	
	5,000 lb. Axle, 1.234" Pin Diameter, 6.960" Length, (Contains Nylon Bushing)	8560N	1	
	7,000 lb. Axle, 1.234" Pin Diameter, 7.440" Length, (Contains Metal Bushing)	8507B	1	
	7,000 lb. Axle, 1.234" Pin Diameter, 7.440" Length, (Contains Nylon Bushing)	8507N	1	

DODGE TRUCK-500, 600 Series (Cont.)

FRONT SUSPENSION (Cont.)

Year	Model/Application	Part	P/C Qty	Figure
D500				
King Bolt Set				
1962-1957 (Cont.)	7.440" Length, 1.2444" Pin Diameter, (Contains Metal Bushing, Two Keyways)	8507B010	1	
1959-1957	9,000 lb. Axle, 1.434" Pin Diameter, 8.500" Length, (Contains Nylon Bushing, Two Keyways)	8519N	1	
Leaf Spring Bushing				
1971-1969		Front K201006	2	
1962-1961		Front K201006	2	
Leaf Spring Shackle Bushing				
1971-1969		Upper K201006 Lower K201006	2 2	
1962-1961		Lower K201006	2	
D600				
King Bolt Set				
1977-1974	7,000 lb. Axle, 1.234" Pin Diameter, 7.640" Length, (Contains Metal Bushing) 7,000 lb. Axle, 1.234" Pin Diameter, 7.640" Length, (Contains Nylon Bushing)	8562B 8562N	1 1	
1977-1972	5,000 lb. Axle, 1.234" Pin Diameter, 6.960" Length, (Contains Metal Bushing) 5,000 lb. Axle, 1.234" Pin Diameter, 6.960" Length, (Contains Nylon Bushing)	8560B 8560N	1 1	
1977-1957	7.440" Length, 1.2444" Pin Diameter, (Contains Metal Bushing, Two Keyways)	8507B010	1	
1973-1957	7,000 lb. Axle, 1.234" Pin Diameter, 7.440" Length, (Contains Metal Bushing) 7,000 lb. Axle, 1.234" Pin Diameter, 7.440" Length, (Contains Nylon Bushing)	8507B 8507N	1 1	
1971-1957	5,000 lb. Axle, 1.124" Pin Diameter, 7.190" Length, (Contains Roller Bearing And Metal Bushing) 5,000 lb. Axle, 1.124" X 7.190", (Contains Nylon Bushing, One Keyway)	8456B 8587N	1 1	
Leaf Spring Bushing				
1977-1960		Front K201006 Rear K201006	2 2	
L600				
King Bolt Set				
1970-1967	5,000 lb. Axle, 1.124" Pin Diameter, 7.190" Length, (Contains Roller Bearing And Metal Bushing) 5,000 lb. Axle, 1.124" X 7.190", (Contains Nylon Bushing, One Keyway) 7,000 lb. Axle, 1.234" Pin Diameter, 7.440" Length, (Contains Metal Bushing) 7,000 lb. Axle, 1.234" Pin Diameter, 7.440" Length, (Contains Nylon Bushing)	8456B 8587N 8507B 8507N	1 1 1 1	
1970-1966	7.440" Length, 1.2444" Pin Diameter, (Contains Metal Bushing, Two Keyways)	8507B010	1	
M500				
King Bolt Set				
1980-1979	1.234" Pin Diameter, 6.960" Length, (Contains Metal Bushing) 1.234" Pin Diameter, 6.960" Length, (Contains Nylon Bushing)	8560B 8560N	1 1	
1978-1974	1.124" Pin Diameter, 7.190" Length, (Contains Roller Bearing And Metal Bushing) 1.124" X 7.190", (Contains Nylon Bushing, One Keyway)	8456B 8587N	1 1	
1973	1.234" Pin Diameter, 6.960" Length, (Contains Metal Bushing) 1.234" Pin Diameter, 6.960" Length, (Contains Nylon Bushing)	8560B 8560N	1 1	
M600				
King Bolt Set				
1980-1976	5,000 lb. Axle, 1.234" Pin Diameter, 6.960" Length, (Contains Metal Bushing) 5,000 lb. Axle, 5,500 lb. Axle, 1.234" Pin Diameter, 6.960" Length, (Contains Nylon Bushing)	8560B 8560N	1 1	
1977-1976	4,500 lb. Axle, 5,500 lb. Axle, 6,000 lb. Axle, 1.124" Pin Diameter, 7.190" Length, (Contains Roller Bearing And Metal Bushing) 4,500 lb. Axle, 5,500 lb. Axle, 6,000 lb. Axle, 1.124" X 7.190", (Contains Nylon Bushing, One Keyway)	8456B 8587N	1 1	
PC500				
King Bolt Set				
1969-1961	5,000 lb. Axle, 1.124" Pin Diameter, 7.190" Length, (Contains Roller Bearing And Metal Bushing) 5,000 lb. Axle, 1.124" X 7.190", (Contains Nylon Bushing, One Keyway) 7,000 lb. Axle, 1.234" Pin Diameter, 7.440" Length, (Contains Metal Bushing) 7,000 lb. Axle, 1.234" Pin Diameter, 7.440" Length, (Contains Nylon Bushing) 7.440" Length, 1.2444" Pin Diameter, (Contains Metal Bushing, Two Keyways)	8456B 8587N 8507B 8507N 8507B010	1 1 1 1 1	
Leaf Spring Bushing				
1968-1961		Front K201006	2	
Leaf Spring Shackle Bushing				
1968-1961		Lower K201006	2	
PC600				
King Bolt Set				
1969-1961	5,000 lb. Axle, 1.124" Pin Diameter, 7.190" Length, (Contains Roller Bearing And Metal Bushing)	8456B	1	

(Cont.) 500, 600 Series-DODGE TRUCK**FRONT SUSPENSION (Cont.)**

Year	Model/Application	Part	P/C Qty	Figure
PC600				
King Bolt Set				
1969-1961 (Cont.)	5,000 lb. Axle, 1.124" X 7.190", (Contains Nylon Bushing, One Keyway)	8587N	1	
	7,000 lb. Axle, 1.234" Pin Diameter, 7.440" Length, (Contains Metal Bushing)	8507B	1	
	7,000 lb. Axle, 1.234" Pin Diameter, 7.440" Length, (Contains Nylon Bushing)	8507N	1	
	7.440" Length, 1.2444" Pin Diameter, (Contains Metal Bushing, Two Keyways)	8507B010	1	
Leaf Spring Bushing				
1968-1961		Front K201006	2	
Leaf Spring Shackle Bushing				
1968-1961		Lower K201006	2	
PD500				
King Bolt Set				
1969-1961	5,000 lb. Axle, 1.124" Pin Diameter, 7.190" Length, (Contains Roller Bearing And Metal Bushing)	8456B	1	
	5,000 lb. Axle, 1.124" X 7.190", (Contains Nylon Bushing, One Keyway)	8587N	1	
	7,000 lb. Axle, 1.234" Pin Diameter, 7.440" Length, (Contains Metal Bushing)	8507B	1	
	7,000 lb. Axle, 1.234" Pin Diameter, 7.440" Length, (Contains Nylon Bushing)	8507N	1	
	7.440" Length, 1.2444" Pin Diameter, (Contains Metal Bushing, Two Keyways)	8507B010	1	
Leaf Spring Bushing				
1968-1961		Front K201006	2	
Leaf Spring Shackle Bushing				
1968-1961		Lower K201006	2	
PD600				
King Bolt Set				
1969-1961	5,000 lb. Axle, 1.124" Pin Diameter, 7.190" Length, (Contains Roller Bearing And Metal Bushing)	8456B	1	
	5,000 lb. Axle, 1.124" X 7.190", (Contains Nylon Bushing, One Keyway)	8587N	1	
	7,000 lb. Axle, 1.234" Pin Diameter, 7.440" Length, (Contains Metal Bushing)	8507B	1	
	7,000 lb. Axle, 1.234" Pin Diameter, 7.440" Length, (Contains Nylon Bushing)	8507N	1	
	7.440" Length, 1.2444" Pin Diameter, (Contains Metal Bushing, Two Keyways)	8507B010	1	
Leaf Spring Bushing				
1968-1961		Front K201006	2	
Leaf Spring Shackle Bushing				
1968-1961		Lower K201006	2	
R500				
King Bolt Set				
1981-1979	1.234" Pin Diameter, 6.960" Length, (Contains Metal Bushing)	8560B	1	
	1.234" Pin Diameter, 6.960" Length, (Contains Nylon Bushing)	8560N	1	
1978-1974	1.124" Pin Diameter, 7.190" Length, (Contains Roller Bearing And Metal Bushing)	8456B	1	
	1.124" X 7.190", (Contains Nylon Bushing, One Keyway)	8587N	1	
1973-1972	1.234" Pin Diameter, 6.960" Length, (Contains Metal Bushing)	8560B	1	
	1.234" Pin Diameter, 6.960" Length, (Contains Nylon Bushing)	8560N	1	
S500				
King Bolt Set				
1971-1957	5,000 lb. Axle, 1.124" Pin Diameter, 7.190" Length, (Contains Roller Bearing And Metal Bushing)	8456B	1	
	5,000 lb. Axle, 1.124" X 7.190", (Contains Nylon Bushing, One Keyway)	8587N	1	
	7,000 lb. Axle, 1.234" Pin Diameter, 7.440" Length, (Contains Metal Bushing)	8507B	1	
	7,000 lb. Axle, 1.234" Pin Diameter, 7.440" Length, (Contains Nylon Bushing)	8507N	1	
	7.440" Length, 1.2444" Pin Diameter, (Contains Metal Bushing, Two Keyways)	8507B010	1	
Leaf Spring Bushing				
1971-1961		Front K201006	2	
Leaf Spring Shackle Bushing				
1971-1969		Upper K201006	2	
1971-1961		Lower K201006	2	
S600				
King Bolt Set				
1977-1974	7,000 lb. Axle, 1.234" Pin Diameter, 7.640" Length, (Contains Metal Bushing)	8562B	1	
	7,000 lb. Axle, 1.234" Pin Diameter, 7.640" Length, (Contains Nylon Bushing)	8562N	1	
1977-1972	5,000 lb. Axle, 5,500 lb. Axle, 1.234" Pin Diameter, 6.960" Length, (Contains Metal Bushing)	8560B	1	
	5,000 lb. Axle, 5,500 lb. Axle, 1.234" Pin Diameter, 6.960" Length, (Contains Nylon Bushing)	8560N	1	
1977-1957	7.440" Length, 1.2444" Pin Diameter, (Contains Metal Bushing, Two Keyways)	8507B010	1	
1973-1957	7,000 lb. Axle, 1.234" Pin Diameter, 7.440" Length, (Contains Metal Bushing)	8507B	1	
	7,000 lb. Axle, 1.234" Pin Diameter, 7.440" Length, (Contains Nylon Bushing)	8507N	1	
1971-1961	5,000 lb. Axle, 1.124" Pin Diameter, 7.190" Length, (Contains Roller Bearing And Metal Bushing)	8456B	1	

DODGE TRUCK-500, 600 Series (Cont.)

FRONT SUSPENSION (Cont.)

Year	Model/Application	Part	P/C Qty	Figure
S600				
King Bolt Set				
1971-1961 (Cont.)	5,000 lb. Axle, 1.124" X 7.190", (Contains Nylon Bushing, One Keyway)	8587N	1	
Leaf Spring Bushing				
1968-1961		Front K201006	2	
Leaf Spring Shackle Bushing				
1968-1961		Lower K201006	2	
STEERING				
Year	Model/Application	Part	P/C Qty	Figure
C500				
Tie Rod End				
1971-1960	5,000 lb. Axle, .875" - 18 Threads, 4.44" Length	Left ES2083L	1	
	5,000 lb. Axle, .875" - 18 Threads, 4.44" Length	Right ES2082R	1	
	7,000 lb. Axle, 1.000" - 16 Threads, 3.88" Length	Left ES304L	1	
	7,000 lb. Axle, 1.000" - 16 Threads, 3.88" Length	Right ES304R	1	
	5,000 lb. Axle, 3.750" Length, .875" - 18 Threads, (Greaseable Socket Reduces Corrosion/Wear)	Left ES194L ‡	1	
	5,000 lb. Axle, 3.750" Length, .875" - 18 Threads, (Greaseable Socket Reduces Corrosion/Wear)	Right ES194R ‡	1	
C600				
Tie Rod End				
1973-1961	5,000 lb. Axle, .875" - 18 Threads, 4.44" Length	Left ES2083L	1	
	5,000 lb. Axle, .875" - 18 Threads, 4.44" Length	Right ES2082R	1	
	7,000 lb. Axle, 1.000" - 16 Threads, 3.88" Length	Left ES304L	1	
	7,000 lb. Axle, 1.000" - 16 Threads, 3.88" Length	Right ES304R	1	
	5,000 lb. Axle, 3.750" Length, .875" - 18 Threads, (Greaseable Socket Reduces Corrosion/Wear)	Left ES194L ‡	1	
	5,000 lb. Axle, 3.750" Length, .875" - 18 Threads, (Greaseable Socket Reduces Corrosion/Wear)	Right ES194R ‡	1	
D500				
Tie Rod End				
1971-1969	5,000 lb. Axle, .875" - 18 Threads, 4.44" Length	Left ES2083L	1	
	5,000 lb. Axle, .875" - 18 Threads, 4.44" Length	Right ES2082R	1	
	7,000 lb. Axle, 1.000" - 16 Threads, 3.88" Length	Left ES304L	1	
	7,000 lb. Axle, 1.000" - 16 Threads, 3.88" Length	Right ES304R	1	
	5,000 lb. Axle, 3.750" Length, .875" - 18 Threads, (Greaseable Socket Reduces Corrosion/Wear)	Left ES194L ‡	1	
	5,000 lb. Axle, 3.750" Length, .875" - 18 Threads, (Greaseable Socket Reduces Corrosion/Wear)	Right ES194R ‡	1	
1962-1960	5,000 lb. Axle, 3.750" Length, .875" - 18 Threads, (Greaseable Socket Reduces Corrosion/Wear)	Left ES194L ‡	1	
	5,000 lb. Axle, 3.750" Length, .875" - 18 Threads, (Greaseable Socket Reduces Corrosion/Wear)	Right ES194R ‡	1	
1962-1957	5,000 lb. Axle, .875" - 18 Threads, 4.44" Length	Left ES2083L	1	
	5,000 lb. Axle, .875" - 18 Threads, 4.44" Length	Right ES2082R	1	
	7,000 lb. Axle, 1.000" - 16 Threads, 3.88" Length	Left ES304L	1	
	7,000 lb. Axle, 1.000" - 16 Threads, 3.88" Length	Right ES304R	1	
D600				
Drag Link Assembly				
1977-1974	5,000 lb. Axle, 5,500 lb. Axle, 25.82" Center To Center	DS867	1	
Tie Rod End				
1977-1974	7,000 lb. Axle, 1.000" - 16 Threads, 3.750" Length, (Powdered Metal Gusher Brg. For Better Lubrication)	Left ES176L ‡	1	
	7,000 lb. Axle, 1.000" - 16 Threads, 3.750" Length, (Powdered Metal Gusher Brg. For Better Lubrication)	Right ES176R ‡	1	
1977-1957	5,000 lb. Axle, .875" - 18 Threads, 4.44" Length	Left ES2083L	1	
	5,000 lb. Axle, .875" - 18 Threads, 4.44" Length	Right ES2082R	1	
	5,000 lb. Axle, 3.750" Length, .875" - 18 Threads, (Greaseable Socket Reduces Corrosion/Wear)	Left ES194L ‡	1	
	5,000 lb. Axle, 3.750" Length, .875" - 18 Threads, (Greaseable Socket Reduces Corrosion/Wear)	Right ES194R ‡	1	
1973-1957	7,000 lb. Axle, 1.000" - 16 Threads, 3.88" Length	Left ES304L	1	
	7,000 lb. Axle, 1.000" - 16 Threads, 3.88" Length	Right ES304R	1	
L600				
Tie Rod End				
1970-1966	5,000 lb. Axle, .875" - 18 Threads, 4.44" Length	Left ES2083L	1	
	5,000 lb. Axle, .875" - 18 Threads, 4.44" Length	Right ES2082R	1	
	7,000 lb. Axle, 1.000" - 16 Threads, 3.88" Length	Left ES304L	1	
	7,000 lb. Axle, 1.000" - 16 Threads, 3.88" Length	Right ES304R	1	
	5,000 lb. Axle, 3.750" Length, .875" - 18 Threads, (Greaseable Socket Reduces Corrosion/Wear)	Left ES194L ‡	1	

(Cont.) 500, 600 Series-DODGE TRUCK

STEERING (Cont.)				
Year	Model/Application	Part	P/C Qty	Figure
L600				
Tie Rod End				
1970-1966 (Cont.)	5,000 lb. Axle, 3.750" Length, .875" - 18 Threads, (Greaseable Socket Reduces Corrosion/Wear)	Right ES194R ‡	1	
M500				
Drag Link Assembly				
1980-1979	24.80" Center To Center	DS930	1	
1978-1973	4,500 lb. Axle, 23.78" Center To Center, (Greaseable Socket Reduces Corrosion/Wear)	DS881 ‡	1	
Tie Rod End				
1980-1973	.875" - 18 Threads, 4.44" Length	Left ES2083L	1	
	.875" - 18 Threads, 4.44" Length	Right ES2082R	1	
1978-1973	3.750" Length, .875" - 18 Threads, (Greaseable Socket Reduces Corrosion/Wear)	Left ES194L ‡	1	
	3.750" Length, .875" - 18 Threads, (Greaseable Socket Reduces Corrosion/Wear)	Right ES194R ‡	1	
M600				
Tie Rod End				
1980-1978	5,000 lb. Axle, 5,500 lb. Axle, .875" - 18 Threads, 4.44" Length	Left ES2083L	1	
	5,000 lb. Axle, 5,500 lb. Axle, .875" - 18 Threads, 4.44" Length	Right ES2082R	1	
1977-1976	5,000 lb. Axle, 3.750" Length, .875" - 18 Threads, (Greaseable Socket Reduces Corrosion/Wear)	Left ES194L ‡	1	
	5,000 lb. Axle, 3.750" Length, .875" - 18 Threads, (Greaseable Socket Reduces Corrosion/Wear)	Right ES194R ‡	1	
PC500				
Tie Rod End				
1969-1961	5,000 lb. Axle, .875" - 18 Threads, 4.44" Length	Left ES2083L	1	
	5,000 lb. Axle, .875" - 18 Threads, 4.44" Length	Right ES2082R	1	
	7,000 lb. Axle, 1.000" - 16 Threads, 3.88" Length	Left ES304L	1	
	7,000 lb. Axle, 1.000" - 16 Threads, 3.88" Length	Right ES304R	1	
1968-1961	5,000 lb. Axle, 3.750" Length, .875" - 18 Threads, (Greaseable Socket Reduces Corrosion/Wear)	Left ES194L ‡	1	
	5,000 lb. Axle, 3.750" Length, .875" - 18 Threads, (Greaseable Socket Reduces Corrosion/Wear)	Right ES194R ‡	1	
PC600				
Tie Rod End				
1969-1961	5,000 lb. Axle, .875" - 18 Threads, 4.44" Length	Left ES2083L	1	
	5,000 lb. Axle, .875" - 18 Threads, 4.44" Length	Right ES2082R	1	
	7,000 lb. Axle, 1.000" - 16 Threads, 3.88" Length	Left ES304L	1	
	7,000 lb. Axle, 1.000" - 16 Threads, 3.88" Length	Right ES304R	1	
1968-1961	5,000 lb. Axle, 3.750" Length, .875" - 18 Threads, (Greaseable Socket Reduces Corrosion/Wear)	Left ES194L ‡	1	
	5,000 lb. Axle, 3.750" Length, .875" - 18 Threads, (Greaseable Socket Reduces Corrosion/Wear)	Right ES194R ‡	1	
PD500				
Tie Rod End				
1969-1961	5,000 lb. Axle, .875" - 18 Threads, 4.44" Length	Left ES2083L	1	
	5,000 lb. Axle, .875" - 18 Threads, 4.44" Length	Right ES2082R	1	
	7,000 lb. Axle, 1.000" - 16 Threads, 3.88" Length	Left ES304L	1	
	7,000 lb. Axle, 1.000" - 16 Threads, 3.88" Length	Right ES304R	1	
1968-1961	5,000 lb. Axle, 3.750" Length, .875" - 18 Threads, (Greaseable Socket Reduces Corrosion/Wear)	Left ES194L ‡	1	
	5,000 lb. Axle, 3.750" Length, .875" - 18 Threads, (Greaseable Socket Reduces Corrosion/Wear)	Right ES194R ‡	1	
PD600				
Tie Rod End				
1969-1961	5,000 lb. Axle, .875" - 18 Threads, 4.44" Length	Left ES2083L	1	
	5,000 lb. Axle, .875" - 18 Threads, 4.44" Length	Right ES2082R	1	
	7,000 lb. Axle, 1.000" - 16 Threads, 3.88" Length	Left ES304L	1	
	7,000 lb. Axle, 1.000" - 16 Threads, 3.88" Length	Right ES304R	1	
1968-1961	5,000 lb. Axle, 3.750" Length, .875" - 18 Threads, (Greaseable Socket Reduces Corrosion/Wear)	Left ES194L ‡	1	
	5,000 lb. Axle, 3.750" Length, .875" - 18 Threads, (Greaseable Socket Reduces Corrosion/Wear)	Right ES194R ‡	1	
R500				
Drag Link Assembly				
1981-1979		DS930	1	
1978-1972	4,500 lb. Axle, 23.78" Center To Center, (Greaseable Socket Reduces Corrosion/Wear)	DS881 ‡	1	
Tie Rod End				
1981-1972	.875" - 18 Threads, 4.44" Length	Left ES2083L	1	
	.875" - 18 Threads, 4.44" Length	Right ES2082R	1	
1978-1972	3.750" Length, .875" - 18 Threads, (Greaseable Socket Reduces Corrosion/Wear)	Left ES194L ‡	1	

DODGE TRUCK-500, 600 Series (Cont.)

STEERING (Cont.)

Year	Model/Application	Part	P/C Qty	Figure
R500				
Tie Rod End				
1978-1972 (Cont.)	3.750" Length, .875" - 18 Threads, (Greaseable Socket Reduces Corrosion/Wear)	Right ES194R ‡	1	
S500				
Tie Rod End				
1971-1957	5,000 lb. Axle, .875" - 18 Threads, 4.44" Length	Left ES2083L	1	
	5,000 lb. Axle, .875" - 18 Threads, 4.44" Length	Right ES2082R	1	
	7,000 lb. Axle, 1.000" - 16 Threads, 3.88" Length	Left ES304L	1	
	7,000 lb. Axle, 1.000" - 16 Threads, 3.88" Length	Right ES304R	1	
	5,000 lb. Axle, 3.750" Length, .875" - 18 Threads, (Greaseable Socket Reduces Corrosion/Wear)	Left ES194L ‡	1	
	5,000 lb. Axle, 3.750" Length, .875" - 18 Threads, (Greaseable Socket Reduces Corrosion/Wear)	Right ES194R ‡	1	
S600				
Drag Link Assembly				
1974	5,500 lb. Axle, Manual Steering, 25.82" Center To Center	DS867	1	
Tie Rod End				
1977-1974	7,000 lb. Axle, 1.000" - 16 Threads, 3.750" Length, (Powdered Metal Gusher Brg. For Better Lubrication)	Left ES176L ‡	1	
	7,000 lb. Axle, 1.000" - 16 Threads, 3.750" Length, (Powdered Metal Gusher Brg. For Better Lubrication)	Right ES176R ‡	1	
1977-1961	5,000 lb. Axle, 5,500 lb. Axle, .875" - 18 Threads, 4.44" Length	Left ES2083L	1	
	5,000 lb. Axle, 5,500 lb. Axle, .875" - 18 Threads, 4.44" Length	Right ES2082R	1	
1973-1960	7,000 lb. Axle, 1.000" - 16 Threads, 3.88" Length	Left ES304L	1	
	7,000 lb. Axle, 1.000" - 16 Threads, 3.88" Length	Right ES304R	1	
REAR SUSPENSION				
Year	Model/Application	Part	P/C Qty	Figure
C500				
Leaf Spring Bushing				
1960		Front K201104	2	
Leaf Spring Shackle Bushing				
1960		Lower K201104	2	
C600				
Leaf Spring Bushing				
1968-1961		Front K201104	2	
Leaf Spring Shackle Bushing				
1968-1961		Lower K201104	2	
D500				
Leaf Spring Bushing				
1960-1957		Front K201104	2	
Leaf Spring Shackle Bushing				
1960-1957		Lower K201104	2	
D600				
Leaf Spring Bushing				
1968-1957		Front K201104	2	
Leaf Spring Shackle Bushing				
1968-1957		To Spring K201104	2	
PD600				
Leaf Spring Bushing				
1968-1961		Front K201104	2	
Leaf Spring Shackle Bushing				
1968-1961		To Spring K201104	2	
S500				
Leaf Spring Bushing				
1960-1957		Front K201104	2	
Leaf Spring Shackle Bushing				
1960-1957		Lower K201104	2	

(Cont.) 500, 600 Series-DODGE TRUCK

REAR SUSPENSION (Cont.)				
Year	Model/Application	Part	P/C Qty	Figure
S600				
Leaf Spring Bushing				
1968-1957		Front K201104	2	
Leaf Spring Shackle Bushing				
1968-1957		To Spring K201104	2	
W500				
Leaf Spring Bushing				
1960-1957		Front K201104	2	
Leaf Spring Shackle Bushing				
1960-1957		Lower K201104	2	

700 Series-DODGE TRUCK

FRONT SUSPENSION				
Year	Model/Application	Part	P/C Qty	Figure
C700				
King Bolt Set				
1971-1963	12,000 lb. Axle, 1.794" Pin Diameter, 9.120" Length, (Contains Metal Bushing, Two Keyways) 12,000 lb. Axle, 1.794" Pin Diameter, 9.120" Length, (Contains Nylon Bushing, Two Keyways)	8489B 8489N	1 1	
1971-1959	7,000 lb. Axle, 1.234" Pin Diameter, 7.440" Length, (Contains Metal Bushing) 7,000 lb. Axle, 1.234" Pin Diameter, 7.440" Length, (Contains Nylon Bushing) 9,000 lb. Axle, 1.434" Pin Diameter, 8.500" Length, (Contains Nylon Bushing, Two Keyways)	8507B 8507N 8519N	1 1 1	
1968-1963	11,000 lb. Axle, 1.309/1.607" X 9.750", (Contains Metal Bushing, Tapered Bolt) 11,000 lb. Axle, 1.309/1.607" X 9.750", (Tapered Bolt, Contains Nylon Bushing)	8386B 8386N	1 1	
CT700				
King Bolt Set				
1971-1969	7,000 lb. Axle, 1.234" Pin Diameter, 7.440" Length, (Contains Metal Bushing) 7,000 lb. Axle, 1.234" Pin Diameter, 7.440" Length, (Contains Nylon Bushing) 9,000 lb. Axle, 1.434" Pin Diameter, 8.500" Length, (Contains Nylon Bushing, Two Keyways) 12,000 lb. Axle, 1.794" Pin Diameter, 9.120" Length, (Contains Metal Bushing, Two Keyways) 12,000 lb. Axle, 1.794" Pin Diameter, 9.120" Length, (Contains Nylon Bushing, Two Keyways) 7.440" Length, 1.2444" Pin Diameter, (Contains Metal Bushing, Two Keyways)	8507B 8507N 8519N 8489B 8489N 8507B010	1 1 1 1 1 1	
D700				
King Bolt Set				
1977-1975	5,500 lb. Axle, 12,000 lb. Axle, 1.234" Pin Diameter, 6.960" Length, (Contains Metal Bushing) 5,000 lb. Axle, 5,500 lb. Axle, 1.234" Pin Diameter, 6.960" Length, (Contains Nylon Bushing) 7,000 lb. Axle, 1.234" Pin Diameter, 7.640" Length, (Contains Metal Bushing) 7,000 lb. Axle, 1.234" Pin Diameter, 7.640" Length, (Contains Nylon Bushing) 7.440" Length, 1.2444" Pin Diameter, (Contains Metal Bushing, Two Keyways)	8560B 8560N 8562B 8562N 8507B010	1 1 1 1 1	
1971-1963	9,000 lb. Axle, 1.434" Pin Diameter, 8.500" Length, (Contains Nylon Bushing, Two Keyways)	8519N	1	
1971-1961	5,000 lb. Axle, 1.124" Pin Diameter, 7.190" Length, (Contains Roller Bearing And Metal Bushing) 5,000 lb. Axle, 1.124" X 7.190", (Contains Nylon Bushing, One Keyway)	8456B 8587N	1 1	
1971-1957	7,000 lb. Axle, 9,000 lb. Axle, 1.234" Pin Diameter, 7.440" Length, (Contains Metal Bushing) 7,000 lb. Axle, 9,000 lb. Axle, 1.234" Pin Diameter, 7.440" Length, (Contains Nylon Bushing) 7.440" Length, 1.2444" Pin Diameter, (Contains Metal Bushing, Two Keyways)	8507B 8507N 8507B010	1 1 1	
1968-1963	11,000 lb. Axle, 1.309/1.607" X 9.750", (Contains Metal Bushing, Tapered Bolt) 11,000 lb. Axle, 1.309/1.607" X 9.750", (Tapered Bolt, Contains Nylon Bushing)	8386B 8386N	1 1	
Leaf Spring Bushing				
1971-1963	Except 9000 Lb Front Axle Except 9000 Lb Front Axle	Front K201006 Rear K201006	2 2	
1962-1960		Front K201006 Rear K201006	2 2	
L700				
King Bolt Set				
1970-1966	7,000 lb. Axle, 1.234" Pin Diameter, 7.440" Length, (Contains Metal Bushing) 7,000 lb. Axle, 1.234" Pin Diameter, 7.440" Length, (Contains Nylon Bushing) 9,000 lb. Axle, 1.434" Pin Diameter, 8.500" Length, (Contains Nylon Bushing, Two Keyways) 12,000 lb. Axle, 1.794" Pin Diameter, 9.120" Length, (Contains Metal Bushing, Two Keyways) 12,000 lb. Axle, 1.794" Pin Diameter, 9.120" Length, (Contains Nylon Bushing, Two Keyways) 7.440" Length, 1.2444" Pin Diameter, (Contains Metal Bushing, Two Keyways)	8507B 8507N 8519N 8489B 8489N 8507B010	1 1 1 1 1 1	
1968-1966	11,000 lb. Axle, 1.309/1.607" X 9.750", (Contains Metal Bushing, Tapered Bolt) 11,000 lb. Axle, 1.309/1.607" X 9.750", (Tapered Bolt, Contains Nylon Bushing)	8386B 8386N	1 1	

DODGE TRUCK-700 Series (Cont.)

FRONT SUSPENSION (Cont.)

Year	Model/Application	Part	P/C Qty	Figure
L700				
Leaf Spring Shackle Bushing				
1970-1966		Upper Lower	K201006 K201006	2 2
S700				
King Bolt Set				
1976	5,000 lb. Axle, 5,500 lb. Axle, 1.234" Pin Diameter, 6.960" Length, (Contains Metal Bushing)		8560B	1
	5,000 lb. Axle, 5,500 lb. Axle, 1.234" Pin Diameter, 6.960" Length, (Contains Nylon Bushing)		8560N	1
	7,000 lb. Axle, 1.234" Pin Diameter, 7.640" Length, (Contains Metal Bushing)		8562B	1
	7,000 lb. Axle, 1.234" Pin Diameter, 7.640" Length, (Contains Nylon Bushing)		8562N	1
STEERING				
Year	Model/Application	Part	P/C Qty	Figure
C700				
Tie Rod End				
1971-1960	7,000 lb. Axle, 1.000" - 16 Threads, 3.88" Length	Left	ES304L	1
	7,000 lb. Axle, 1.000" - 16 Threads, 3.88" Length	Right	ES304R	1
	9,000 lb. Axle, 12,000 lb. Axle, 1.125" - 12 Threads, 4.88" Length, (Greaseable Socket Reduces Corrosion/Wear)	Left	ES187L ‡	1
	9,000 lb. Axle, 12,000 lb. Axle, 1.125" - 12 Threads, 4.88" Length, (Greaseable Socket Reduces Corrosion/Wear)	Right	ES187R ‡	1
CT700				
Tie Rod End				
1971-1969	7,000 lb. Axle, 1.000" - 16 Threads, 3.88" Length	Left	ES304L	1
	7,000 lb. Axle, 1.000" - 16 Threads, 3.88" Length	Right	ES304R	1
	9,000 lb. Axle, 12,000 lb. Axle, 1.125" - 12 Threads, 4.88" Length, (Greaseable Socket Reduces Corrosion/Wear)	Left	ES187L ‡	1
	9,000 lb. Axle, 12,000 lb. Axle, 1.125" - 12 Threads, 4.88" Length, (Greaseable Socket Reduces Corrosion/Wear)	Right	ES187R ‡	1
D700				
Drag Link Assembly				
1977-1975	5,000 lb. Axle, 5,500 lb. Axle, 25.82" Center To Center		DS867	1
Tie Rod End				
1977-1975	7,000 lb. Axle, 1.000" - 16 Threads, 3.88" Length	Left	ES304L	1
	7,000 lb. Axle, 1.000" - 16 Threads, 3.88" Length	Right	ES304R	1
	5,000 lb. Axle, 5,500 lb. Axle, 3.750" Length, .875" - 18 Threads, (Greaseable Socket Reduces Corrosion/Wear)	Left	ES194L ‡	1
	5,000 lb. Axle, 5,500 lb. Axle, 3.750" Length, .875" - 18 Threads, (Greaseable Socket Reduces Corrosion/Wear)	Right	ES194R ‡	1
1971-1963	9,000 lb. Axle, 1.000" - 16 Threads, 3.750" Length, (Powdered Metal Gusher Brg. For Better Lubrication)	Left	ES176L ‡	1
	9,000 lb. Axle, 1.000" - 16 Threads, 3.750" Length, (Powdered Metal Gusher Brg. For Better Lubrication)	Right	ES176R ‡	1
	9,000 lb. Axle, 1.125" - 12 Threads, 4.88" Length, (Greaseable Socket Reduces Corrosion/Wear)	Left	ES187L ‡	1
	9,000 lb. Axle, 1.125" - 12 Threads, 4.88" Length, (Greaseable Socket Reduces Corrosion/Wear)	Right	ES187R ‡	1
1971-1960	7,000 lb. Axle, 1.000" - 16 Threads, 3.88" Length	Left	ES304L	1
	7,000 lb. Axle, 1.000" - 16 Threads, 3.88" Length	Right	ES304R	1
	5,000 lb. Axle, 3.750" Length, .875" - 18 Threads, (Greaseable Socket Reduces Corrosion/Wear)	Left	ES194L ‡	1
	5,000 lb. Axle, 3.750" Length, .875" - 18 Threads, (Greaseable Socket Reduces Corrosion/Wear)	Right	ES194R ‡	1
L700				
Tie Rod End				
1970-1966	7,000 lb. Axle, 1.000" - 16 Threads, 3.88" Length	Left	ES304L	1
	7,000 lb. Axle, 1.000" - 16 Threads, 3.88" Length	Right	ES304R	1
	9,000 lb. Axle, 12,000 lb. Axle, 1.125" - 12 Threads, 4.88" Length, (Greaseable Socket Reduces Corrosion/Wear)	Left	ES187L ‡	1
	9,000 lb. Axle, 12,000 lb. Axle, 1.125" - 12 Threads, 4.88" Length, (Greaseable Socket Reduces Corrosion/Wear)	Right	ES187R ‡	1
S700				
Tie Rod End				
1976	5,000 lb. Axle, 5,500 lb. Axle, .875" - 18 Threads, 4.44" Length	Left	ES2083L	1
	5,000 lb. Axle, 5,500 lb. Axle, .875" - 18 Threads, 4.44" Length	Right	ES2082R	1
	7,000 lb. Axle, 1.000" - 16 Threads, 3.750" Length, (Powdered Metal Gusher Brg. For Better Lubrication)	Left	ES176L ‡	1
	7,000 lb. Axle, 1.000" - 16 Threads, 3.750" Length, (Powdered Metal Gusher Brg. For Better Lubrication)	Right	ES176R ‡	1

(Cont.) 700 Series-DODGE TRUCK

STEERING (Cont.)				
Year	Model/Application	Part	P/C Qty	Figure
S700				
Tie Rod End				
1976 (Cont.)	5,000 lb. Axle, 5,500 lb. Axle, 3.750" Length, .875" - 18 Threads, (Greaseable Socket Reduces Corrosion/Wear)	Left	ES194L ‡	1
	5,000 lb. Axle, 5,500 lb. Axle, 3.750" Length, .875" - 18 Threads, (Greaseable Socket Reduces Corrosion/Wear)	Right	ES194R ‡	1
REAR SUSPENSION				
Year	Model/Application	Part	P/C Qty	Figure
C700				
Leaf Spring Bushing				
1968-1957		Front	K201104	2
Leaf Spring Shackle Bushing				
1968-1957		To Spring	K201104	2
D700				
Leaf Spring Bushing				
1968-1958		Front	K201104	2
Leaf Spring Shackle Bushing				
1968-1958		To Spring	K201104	2
S700				
Leaf Spring Bushing				
1959-1958		Front	K201104	2
Leaf Spring Shackle Bushing				
1959-1958		To Spring	K201104	2

B1 Series-DODGE TRUCK

REAR SUSPENSION				
Year	Model/Application	Part	P/C Qty	Figure
B1-J Series				
Leaf Spring Bushing				
1949-1948		Front	K201104	2
Leaf Spring Shackle Bushing				
1949-1948		Lower	K201104	2
B1-K Series				
Leaf Spring Bushing				
1949-1948		Front	K201104	2
Leaf Spring Shackle Bushing				
1949-1948		Lower	K201104	2
B1-R				
Leaf Spring Bushing				
1949-1948		Front	K201104	2
Leaf Spring Shackle Bushing				
1949-1948		Lower	K201104	2

B2 Series-DODGE TRUCK

REAR SUSPENSION				
Year	Model/Application	Part	P/C Qty	Figure
B2-J Series				
Leaf Spring Bushing				
1950		Front	K201104	2
Leaf Spring Shackle Bushing				
1950		Lower	K201104	2
B2-K Series				
Leaf Spring Bushing				
1950		Front	K201104	2

DODGE TRUCK-B2 Series (Cont.)

REAR SUSPENSION (Cont.)				
Year	Model/Application	Part	P/C Qty	Figure
B2-K Series				
Leaf Spring Shackle Bushing				
1950	Lower	K201104	2	
B2-R				
Leaf Spring Bushing				
1950	Front	K201104	2	
Leaf Spring Shackle Bushing				
1950	Lower	K201104	2	

DODGE TRUCK-B3 Series

REAR SUSPENSION				
Year	Model/Application	Part	P/C Qty	Figure
B3-J Series				
Leaf Spring Bushing				
1952-1951	Front	K201104	2	
Leaf Spring Shackle Bushing				
1952-1951	Lower	K201104	2	
B3-K Series				
Leaf Spring Bushing				
1952-1951	Front	K201104	2	
Leaf Spring Shackle Bushing				
1952-1951	Lower	K201104	2	
B3-R				
Leaf Spring Bushing				
1952-1951	Front	K201104	2	
Leaf Spring Shackle Bushing				
1952-1951	Lower	K201104	2	

DODGE TRUCK-B4 Series

STEERING				
Year	Model/Application	Part	P/C Qty	Figure
B4-F Series				
Steering Damper Cylinder				
1953	(Trail Boss)	SSD48	1	
B4-G Series				
Steering Damper Cylinder				
1953	(Trail Boss)	SSD48	1	
B4-H Series				
Steering Damper Cylinder				
1953	(Trail Boss)	SSD48	1	
REAR SUSPENSION				
Year	Model/Application	Part	P/C Qty	Figure
B4-R				
Leaf Spring Bushing				
1953	Front	K201104	2	
Leaf Spring Shackle Bushing				
1953	Lower	K201104	2	

C1 Series-DODGE TRUCK

STEERING				
Year	Model/Application	Part	P/C Qty	Figure
C1G-6 Series				
Steering Damper Bellows				
1954	Straight Axle, (Trail Boss)	Front	SSD68	1
Steering Damper Kit				
1954	Straight Axle, (Super Trail Boss)	Front	SSD99	1
	Straight Axle, (Trail Boss)	Front	SSD11	1
C1H-6				
Steering Damper Bellows				
1954	Straight Axle, (Trail Boss)	Front	SSD68	1
Steering Damper Kit				
1954	Straight Axle, (Super Trail Boss)	Front	SSD99	1
	Straight Axle, (Trail Boss)	Front	SSD11	1
C1J-6 Series				
Steering Damper Bellows				
1954	Straight Axle, (Trail Boss)	Front	SSD68	1
Steering Damper Kit				
1954	Straight Axle, (Super Trail Boss)	Front	SSD99	1
	Straight Axle, (Trail Boss)	Front	SSD11	1
C1K-6 Series				
Steering Damper Bellows				
1954	Straight Axle, (Trail Boss)	Front	SSD68	1
Steering Damper Kit				
1954	Straight Axle, (Super Trail Boss)	Front	SSD99	1
	Straight Axle, (Trail Boss)	Front	SSD11	1
REAR SUSPENSION				
Year	Model/Application	Part	P/C Qty	Figure
C1J-6 Series				
Leaf Spring Bushing				
1954		Front	K201104	2
Leaf Spring Shackle Bushing				
1954		Lower	K201104	2
C1K-6 Series				
Leaf Spring Bushing				
1954		Front	K201104	2
Leaf Spring Shackle Bushing				
1954		Lower	K201104	2

C3 Series-DODGE TRUCK

STEERING				
Year	Model/Application	Part	P/C Qty	Figure
C3G-6 Series				
Steering Damper Bellows				
1956-1955	Straight Axle, (Trail Boss)	Front	SSD68	1
Steering Damper Kit				
1956-1955	Straight Axle, (Super Trail Boss)	Front	SSD99	1
	Straight Axle, (Trail Boss)	Front	SSD11	1
C3G-8 Series				
Steering Damper Bellows				
1956-1955	Straight Axle, (Trail Boss)	Front	SSD68	1
Steering Damper Kit				
1956-1955	Straight Axle, (Super Trail Boss)	Front	SSD99	1
	Straight Axle, (Trail Boss)	Front	SSD11	1
C3H-6 Series				
Steering Damper Bellows				
1956-1955	Straight Axle, (Trail Boss)	Front	SSD68	1

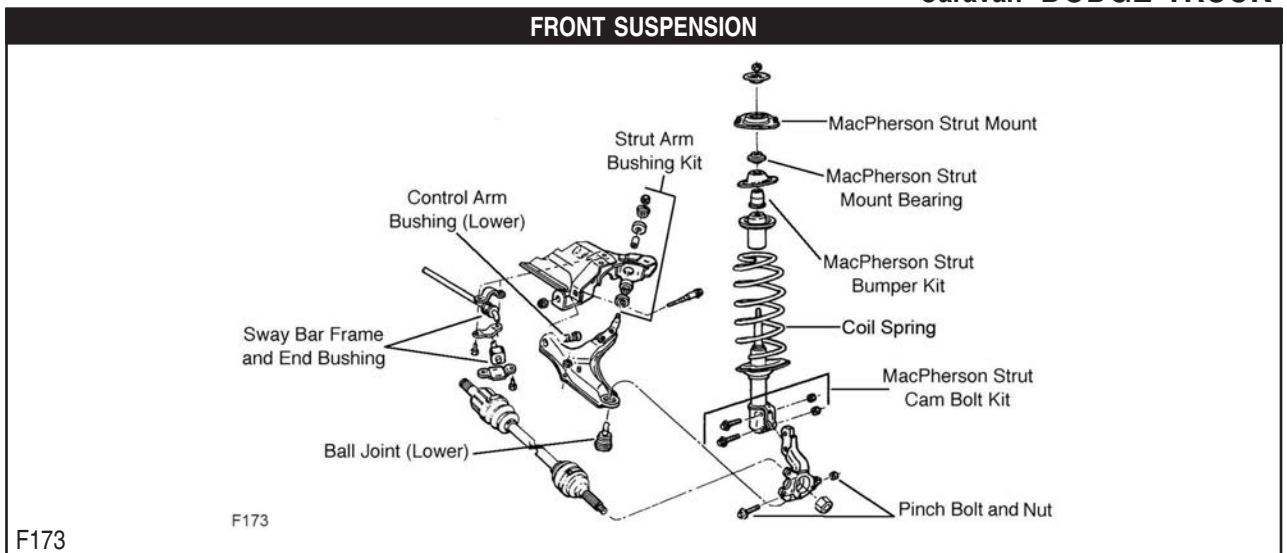
DODGE TRUCK-C3 Series (Cont.)

STEERING (Cont.)				
Year	Model/Application	Part	P/C Qty	Figure
C3H-6 Series				
Steering Damper Kit				
1956-1955	Straight Axle, (Super Trail Boss)	Front	SSD99	1
	Straight Axle, (Trail Boss)	Front	SSD11	1
C3H-8 Series				
Steering Damper Bellows				
1956-1955	Straight Axle, (Trail Boss)	Front	SSD68	1
Steering Damper Kit				
1956-1955	Straight Axle, (Super Trail Boss)	Front	SSD99	1
	Straight Axle, (Trail Boss)	Front	SSD11	1
C3J-6 Series				
Steering Damper Bellows				
1956-1955	Straight Axle, (Trail Boss)	Front	SSD68	1
Steering Damper Kit				
1956-1955	Straight Axle, (Super Trail Boss)	Front	SSD99	1
	Straight Axle, (Trail Boss)	Front	SSD11	1
C3J-8 Series				
Steering Damper Bellows				
1956-1955	Straight Axle, (Trail Boss)	Front	SSD68	1
Steering Damper Kit				
1956-1955	Straight Axle, (Super Trail Boss)	Front	SSD99	1
	Straight Axle, (Trail Boss)	Front	SSD11	1
C3K-6 Series				
Steering Damper Bellows				
1956-1955	Straight Axle, (Trail Boss)	Front	SSD68	1
Steering Damper Kit				
1956-1955	Straight Axle, (Super Trail Boss)	Front	SSD99	1
	Straight Axle, (Trail Boss)	Front	SSD11	1
C3K-8 Series				
Steering Damper Bellows				
1956-1955	Straight Axle, (Trail Boss)	Front	SSD68	1
Steering Damper Kit				
1956-1955	Straight Axle, (Super Trail Boss)	Front	SSD99	1
	Straight Axle, (Trail Boss)	Front	SSD11	1
REAR SUSPENSION				
Year	Model/Application	Part	P/C Qty	Figure
C3G-6 Series				
Leaf Spring Bushing				
1956-1955		Front	K201104	2
Leaf Spring Shackle Bushing				
1956-1955		Lower	K201104	2
C3G-8 Series				
Leaf Spring Bushing				
1956-1955		Front	K201104	2
Leaf Spring Shackle Bushing				
1956-1955		Lower	K201104	2
C3H-6 Series				
Leaf Spring Bushing				
1956-1955		Front	K201104	2
Leaf Spring Shackle Bushing				
1956-1955		Lower	K201104	2
C3H-8 Series				
Leaf Spring Bushing				
1956-1955		Front	K201104	2
Leaf Spring Shackle Bushing				
1956-1955		Lower	K201104	2

(Cont.) C3 Series—DODGE TRUCK

REAR SUSPENSION (Cont.)				
Year	Model/Application	Part	P/C Qty	Figure
C3J-6 Series				
Leaf Spring Bushing				
1956-1955	Front	K201104	2	
Leaf Spring Shackle Bushing				
1956-1955	Lower	K201104	2	
C3J-8 Series				
Leaf Spring Bushing				
1956-1955	Front	K201104	2	
Leaf Spring Shackle Bushing				
1956-1955	Lower	K201104	2	
C3K-6 Series				
Leaf Spring Bushing				
1956-1955	Front	K201104	2	
Leaf Spring Shackle Bushing				
1956-1955	Lower	K201104	2	
C3K-8 Series				
Leaf Spring Bushing				
1956-1955	Front	K201104	2	
Leaf Spring Shackle Bushing				
1956-1955	Lower	K201104	2	

Caravan—DODGE TRUCK



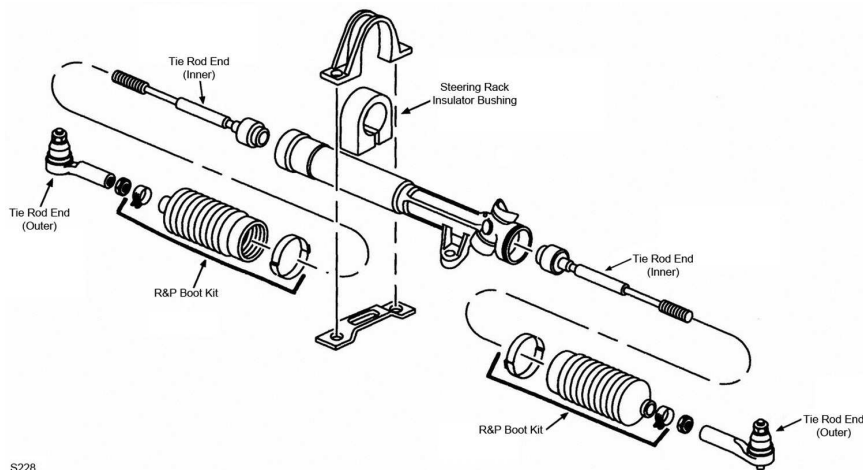
Year	Model/Application	Part	P/C Qty	Figure
Ball Joint				
1990-1984	(Full Ball Stud Provides 360 Degrees Of Smooth Rotation)	Lower	K7147 ‡	2 F173
Control Arm Bushing				
1990-1984		Lower	K7099	2 F173
Strut and Spring Assembly				
1990-1986	(Coated For Corrosion Resistance, Contains Lower Mounting Hardware)		ST8505 ‡	2 F173
Strut Bearing Spacer				
1990-1987	(Spacer)		K7378	2 F173
1986	From 1/2/86, (Spacer)		K7378	2 F173
Strut Bumper Bellows				
1990-1984	(OE Material For Strut Performance And Longevity, Contains Bumper)		K201272 K90462 ‡	2 F173 2 F173
Strut Mount				
1990-1987	(Contains Bearing)		K7175	2 F173
1986	From 1/2/86, (Contains Bearing)		K7175	2 F173

DODGE TRUCK-Caravan (Cont.)

FRONT SUSPENSION (Cont.)

Year	Model/Application	Part	P/C Qty	Figure
Strut Rod Bushing				
1990-1984	(Improved Design) To Frame	K7098	1	F173
Strut Rod Bushing Kit				
1990-1984	(Improved Design)	K7145	1	F173
Strut Spring Seat				
1990-1987	(Spring Seat Only)	Upper K7333 Lower K7338	2 2	F173 F173
	(Spacer Plate Only)	K7377	2	F173
1986	From 1/2/86, (Spring Seat Only)	Upper K7333	2	F173
	From 1/2/86	Lower K7338	2	F173
	From 1/2/86, (Spacer Plate Only)	K7377	2	F173
Sway Bar Bushing				
1990-1984	1" Sway Bar Diameter To Arm	K7144	1	F173
	1" Sway Bar Diameter To Frame	K7139	1	F173
	1-1/16" Sway Bar Diameter To Arm	K7219	1	F173
	1-1/16" Sway Bar Diameter To Frame	K7222	1	F173
	1-1/8" Sway Bar Diameter To Arm	K7220	1	F173
	1-1/8" Sway Bar Diameter To Frame	K7223	1	F173
	1-3/16" Sway Bar Diameter To Frame	K7224	1	F173
	15/16" Sway Bar Diameter To Arm	K7143	1	F173
	15/16" Sway Bar Diameter To Frame	K7138	1	F173
	3/4" Sway Bar Diameter To Frame	K7221	1	F173
	7/8" Sway Bar Diameter To Arm	K7142	1	F173
	7/8" Sway Bar Diameter To Frame	K7137	1	F173
Wheel Hub & Bearing Assembly				
1990-1989	15" Wheels	513074	2	
1988	15" Wheels	513231	2	
Wheel Hub Repair Kit				
1990-1988	14" Wheels, (4 Stud Hub)	518501	2	
	14" Wheels, (5 Stud Hub)	518502	2	
1987-1984	(4 Stud Hub)	518501	2	
	(5 Stud Hub)	518502	2	

STEERING

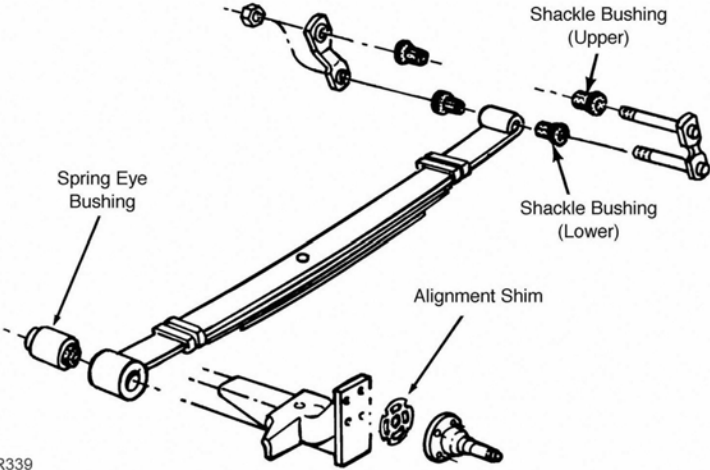


S228

S228

Year	Model/Application	Part	P/C Qty	Figure
Rack & Pinion Boot Kit				
1990-1989	(High Temperature)	K8441	2	S228
1988-1984	Power Steering, (High Temperature)	K8441	2	S228
Steering Rack Insulator Bushing				
1990-1984		K7113	1	S228
Tie Rod End				
1990-1989	(Full Ball Stud Provides 360 Degrees Of Smooth Rotation)	Inner EV128 ‡	2	S228
1990-1984	(Powdered Metal Gusher Brg. For Better Lubrication)	Outer ES3008RL ‡	2	S228
1988-1986	Rack & Pinion Power, (Full Ball Stud Provides 360 Degrees Of Smooth Rotation)	Inner EV128 ‡	2	S228
1988-1984	Rack & Pinion Manual, (Full Ball Stud Provides 360 Degrees Of Smooth Rotation)	Inner EV116 ‡	2	S228
1985-1984	Rack & Pinion Power, (Full Ball Stud Provides 360 Degrees Of Smooth Rotation)	Inner EV115 ‡	2	S228

REAR SUSPENSION

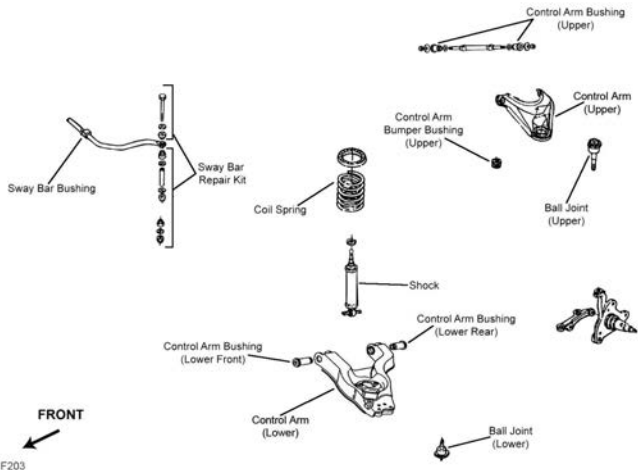


R339

R339

Year	Model/Application	Part	P/C Qty	Figure
Leaf Spring Bushing				
1990-1984		Front SB364	2	R339
Leaf Spring Shackle Bushing				
1985-1984	(Split Type Bushing)	K7308	4	R339

FRONT SUSPENSION

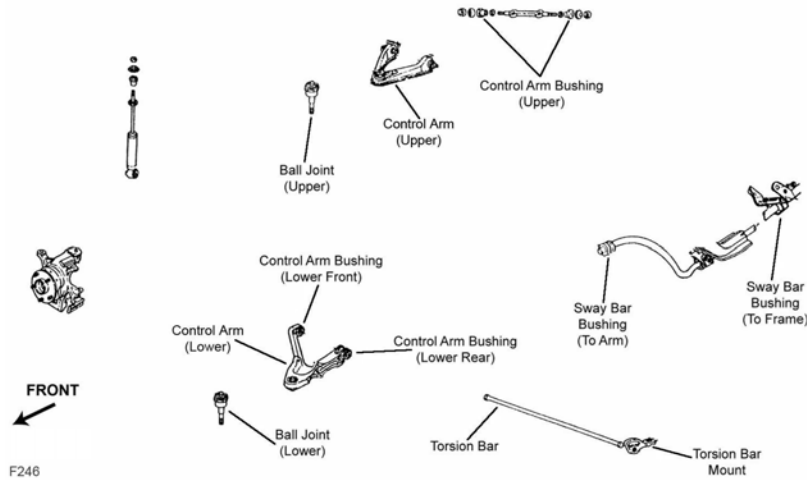


F203

F203

DODGE TRUCK-Dakota (Cont.)

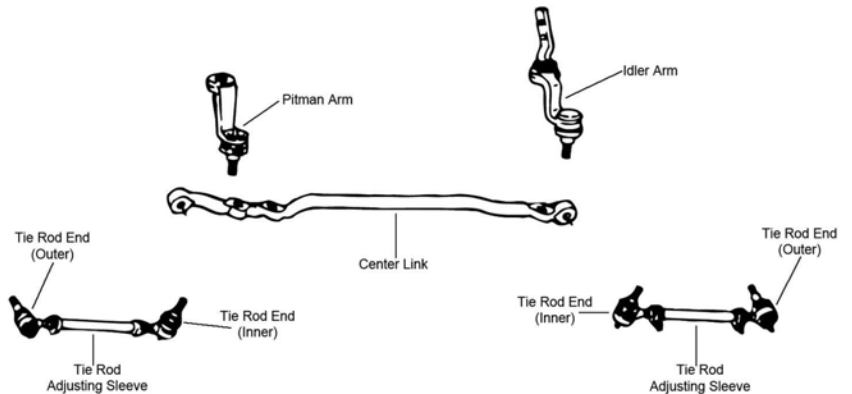
FRONT SUSPENSION (Cont.)



F246

Year	Model/Application	Part	P/C Qty	Figure
Ball Joint				
1990-1987	(Powdered Metal Gusher Brg. For Better Lubrication)	Upper	K778 ‡	2 F203, F246
	Four Wheel Drive (4X4), (Powdered Metal Gusher Brg. For Better Lubrication)	Lower	K7155 ‡	2 F246
	Two Wheel Drive (4x2), (Powdered Metal Gusher Brg. For Better Lubrication)	Lower	K7025 ‡	2 F203
	Two Wheel Drive (4x2), (Threaded Type, Powdered Metal Gusher Brg. For Better Lubrication)	Lower	K727 ‡	2 F203
Control Arm Bumper Bushing				
1990-1987	Two Wheel Drive (4x2)	Upper	K7293	2 F203
Control Arm Bushing Set				
1990-1987	(Contains Front And Rear Bushings)	Upper	K7190 ‡	1 F203, F246
	(Contains Front And Rear Bushings, Standard Design)	Upper	K7084	2 F203, F246
	Two Wheel Drive (4x2), (Contains Front And Rear Bushings)	Lower	K7194 ‡	1 F203
	Two Wheel Drive (4x2), (Contains Front And Rear Bushings, Standard Design)	Lower	K7164	2 F203
Sway Bar Bushing				
1990-1987	Four Wheel Drive (4X4), .950" Sway Bar Diameter	To Arm	K7356	1 F246
	Four Wheel Drive (4X4), .950" Sway Bar Diameter	To Frame	K7355	1 F246
	Two Wheel Drive (4x2), (Standard Design)	To Frame	K5227	1 F203
Sway Bar Repair Kit				
1990-1987	Two Wheel Drive (4x2), (Includes Polyurethane Bushings And Solid Metal Sleeve For Enhanced Performance. Barrel Nut Allows For Easier Installation.)		K700531 ‡	2 F203
	Two Wheel Drive (4x2), (Link And Bushing Kit, Standard Design)		K7298	2 F203
Wheel Hub & Bearing Assembly				
1990	Four Wheel Drive (4X4), (5 Stud Hub)		513082	2
	Four Wheel Drive (4X4), (6 Stud Hub)		513109	2
1989-1987	Four Wheel Drive (4X4)		513082	2

STEERING



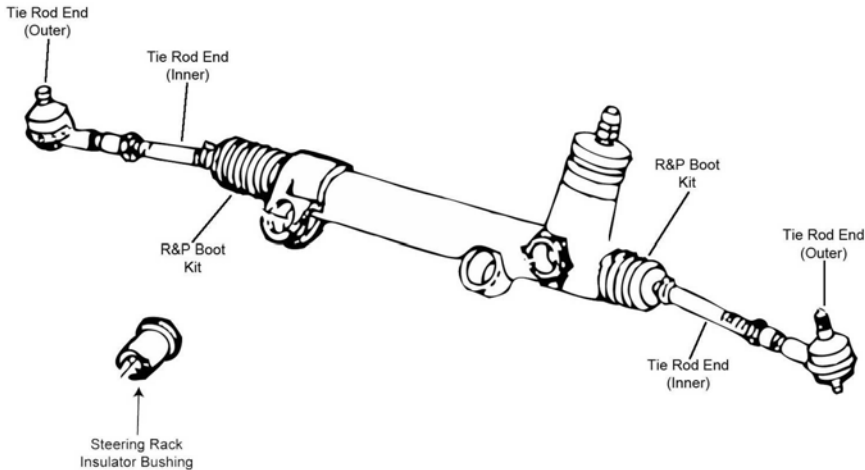
Driver Side

S095

Pass Side

S095

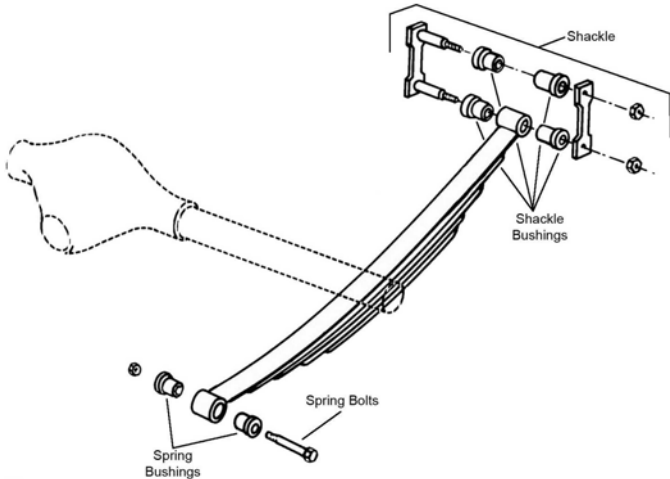
STEERING (Cont.)



S096

Year	Model/Application	Part	P/C Qty	Figure
Idler Arm				
1990-1987	Four Wheel Drive (4X4), (Powdered Metal Gusher Brg. For Better Lubrication)	K7169 ‡	1	S095
Pitman Arm				
1990-1987	Four Wheel Drive (4X4), (Greaseable Socket Reduces Corrosion/Wear)	K7156 ‡	1	S095
Rack & Pinion Boot Kit				
1990-1987	Two Wheel Drive (4x2)	K7186	2	S096
Steering Damper Bellows				
1990-1987	Four Wheel Drive (4X4), (Trail Boss)	Front SSD68	1	
Steering Rack Insulator Bushing				
1990-1987	Two Wheel Drive (4x2), (1 Piece Design, Contains Left And Right Bushings)	K8263	1	S096
Tie Rod Adjusting Sleeve				
1990-1987	Four Wheel Drive (4X4)	ES319S	2	S095
Tie Rod End				
1990-1987	Four Wheel Drive (4X4), (Powdered Metal Gusher Brg. For Better Lubrication)	Outer ES401R ‡	2	S095
	Four Wheel Drive (4X4), (Powdered Metal Gusher Brg. For Better Lubrication)	Inner ES401L ‡	2	S095
	Two Wheel Drive (4x2), (Powdered Metal Gusher Brg. For Better Lubrication)	Outer ES2850RL ‡	2	S096
	Two Wheel Drive (4x2), Rack & Pinion Manual, (Full Ball Stud Provides 360 Degrees Of Smooth Rotation)	Inner EV126 ‡	2	S096
	Two Wheel Drive (4x2), Rack & Pinion Power, (Full Ball Stud Provides 360 Degrees Of Smooth Rotation)	Inner EV128 ‡	2	S096

REAR SUSPENSION



R309

Year	Model/Application	Part	P/C Qty	Figure
Leaf Spring Bolt				
1990-1987		Rear K150193	2	R309
		Right Front K150193	1	R309

DODGE TRUCK–Dakota (Cont.)

REAR SUSPENSION (Cont.)

Year	Model/Application	Part	P/C Qty	Figure
Leaf Spring Bushing				
1990-1987	Two Wheel Drive (4x2), 1" Outside Diameter X 1/2" Inside Diameter	Front SB266	2	R309
Leaf Spring Shackle Bushing				
1990-1987	Two Wheel Drive (4x2), 1" Outside Diameter X 1/2" Inside Diameter	SB266	2	R309

DODGE TRUCK–F, FL, FN, FNL, FS Series

FRONT SUSPENSION

Year	Model/Application	Part	P/C Qty	Figure
F				
King Bolt Set				
1956-1954	4,500 lb. Axle, 1.124" Pin Diameter, 7.190" Length, (Contains Roller Bearing And Metal Bushing)	8456B	1	
FN				
King Bolt Set				
1956-1954	4,500 lb. Axle, 1.124" Pin Diameter, 7.190" Length, (Contains Roller Bearing And Metal Bushing)	8456B	1	
FNL				
King Bolt Set				
1956-1954	4,500 lb. Axle, 1.124" Pin Diameter, 7.190" Length, (Contains Roller Bearing And Metal Bushing)	8456B	1	
FS				
King Bolt Set				
1956-1954	4,500 lb. Axle, 1.124" Pin Diameter, 7.190" Length, (Contains Roller Bearing And Metal Bushing)	8456B	1	

STEERING

Year	Model/Application	Part	P/C Qty	Figure
F				
Tie Rod End				
1956-1954	3,750 lb. Axle, 4,000 lb. Axle, .688" - 18 Threads, 3.410" Length, (Includes Sunoloy-Coated Metal Bearing To Combine Durability With Smooth Stud Swing) 3,750 lb. Axle, 4,000 lb. Axle, .688" - 18 Threads, 3.410" Length, (Includes Sunoloy-Coated Metal Bearing To Combine Durability With Smooth Stud Swing) 4,500 lb. Axle, 4,700 lb. Axle, 5,000 lb. Axle, 3.750" Length, .875" - 18 Threads, (Greaseable Socket Reduces Corrosion/Wear) 4,500 lb. Axle, 4,700 lb. Axle, 5,000 lb. Axle, 3.750" Length, .875" - 18 Threads, (Greaseable Socket Reduces Corrosion/Wear)	Left ES158L ‡	1	
		Right ES158R ‡	1	
		Left ES194L ‡	1	
		Right ES194R ‡	1	
FN				
Tie Rod End				
1956-1954	3,750 lb. Axle, 4,000 lb. Axle, .688" - 18 Threads, 3.410" Length, (Includes Sunoloy-Coated Metal Bearing To Combine Durability With Smooth Stud Swing) 3,750 lb. Axle, 4,000 lb. Axle, .688" - 18 Threads, 3.410" Length, (Includes Sunoloy-Coated Metal Bearing To Combine Durability With Smooth Stud Swing) 4,500 lb. Axle, 4,700 lb. Axle, 5,000 lb. Axle, 3.750" Length, .875" - 18 Threads, (Greaseable Socket Reduces Corrosion/Wear) 4,500 lb. Axle, 4,700 lb. Axle, 5,000 lb. Axle, 3.750" Length, .875" - 18 Threads, (Greaseable Socket Reduces Corrosion/Wear)	Left ES158L ‡	1	
		Right ES158R ‡	1	
		Left ES194L ‡	1	
		Right ES194R ‡	1	
FNL				
Tie Rod End				
1956-1954	3,750 lb. Axle, 4,000 lb. Axle, .688" - 18 Threads, 3.410" Length, (Includes Sunoloy-Coated Metal Bearing To Combine Durability With Smooth Stud Swing) 3,750 lb. Axle, 4,000 lb. Axle, .688" - 18 Threads, 3.410" Length, (Includes Sunoloy-Coated Metal Bearing To Combine Durability With Smooth Stud Swing) 4,500 lb. Axle, 4,700 lb. Axle, 5,000 lb. Axle, 3.750" Length, .875" - 18 Threads, (Greaseable Socket Reduces Corrosion/Wear) 4,500 lb. Axle, 4,700 lb. Axle, 5,000 lb. Axle, 3.750" Length, .875" - 18 Threads, (Greaseable Socket Reduces Corrosion/Wear)	Left ES158L ‡	1	
		Right ES158R ‡	1	
		Left ES194L ‡	1	
		Right ES194R ‡	1	
FS				
Tie Rod End				
1956-1954	3,750 lb. Axle, 4,000 lb. Axle, .688" - 18 Threads, 3.410" Length, (Includes Sunoloy-Coated Metal Bearing To Combine Durability With Smooth Stud Swing) 3,750 lb. Axle, 4,000 lb. Axle, .688" - 18 Threads, 3.410" Length, (Includes Sunoloy-Coated Metal Bearing To Combine Durability With Smooth Stud Swing) 4,500 lb. Axle, 4,700 lb. Axle, 5,000 lb. Axle, 3.750" Length, .875" - 18 Threads, (Greaseable Socket Reduces Corrosion/Wear) 4,500 lb. Axle, 4,700 lb. Axle, 5,000 lb. Axle, 3.750" Length, .875" - 18 Threads, (Greaseable Socket Reduces Corrosion/Wear)	Left ES158L ‡	1	
		Right ES158R ‡	1	
		Left ES194L ‡	1	
		Right ES194R ‡	1	

G, GA Series—DODGE TRUCK

FRONT SUSPENSION				
Year	Model/Application	Part	P/C Qty	Figure
G				
King Bolt Set				
1956-1954	4,500 lb. Axle, 1.124" Pin Diameter, 7.190" Length, (Contains Roller Bearing And Metal Bushing)	8456B	1	
GA				
King Bolt Set				
1956-1954	4,500 lb. Axle, 1.124" Pin Diameter, 7.190" Length, (Contains Roller Bearing And Metal Bushing)	8456B	1	
STEERING				
Year	Model/Application	Part	P/C Qty	Figure
G				
Tie Rod End				
1956-1954	3,750 lb. Axle, 4,000 lb. Axle, .688" - 18 Threads, 3.410" Length, (Includes Sunoloy-Coated Metal Bearing To Combine Durability With Smooth Stud Swing)	Left	ES158L ‡	1
	3,750 lb. Axle, 4,000 lb. Axle, .688" - 18 Threads, 3.410" Length, (Includes Sunoloy-Coated Metal Bearing To Combine Durability With Smooth Stud Swing)	Right	ES158R ‡	1
	4,500 lb. Axle, 4,700 lb. Axle, 5,000 lb. Axle, 3.750" Length, .875" - 18 Threads, (Greaseable Socket Reduces Corrosion/Wear)	Left	ES194L ‡	1
	4,500 lb. Axle, 4,700 lb. Axle, 5,000 lb. Axle, 3.750" Length, .875" - 18 Threads, (Greaseable Socket Reduces Corrosion/Wear)	Right	ES194R ‡	1
GA				
Tie Rod End				
1956-1954	3,750 lb. Axle, 4,000 lb. Axle, .688" - 18 Threads, 3.410" Length, (Includes Sunoloy-Coated Metal Bearing To Combine Durability With Smooth Stud Swing)	Left	ES158L ‡	1
	3,750 lb. Axle, 4,000 lb. Axle, .688" - 18 Threads, 3.410" Length, (Includes Sunoloy-Coated Metal Bearing To Combine Durability With Smooth Stud Swing)	Right	ES158R ‡	1
	4,500 lb. Axle, 4,700 lb. Axle, 5,000 lb. Axle, 3.750" Length, .875" - 18 Threads, (Greaseable Socket Reduces Corrosion/Wear)	Left	ES194L ‡	1
	4,500 lb. Axle, 4,700 lb. Axle, 5,000 lb. Axle, 3.750" Length, .875" - 18 Threads, (Greaseable Socket Reduces Corrosion/Wear)	Right	ES194R ‡	1

Grand Caravan—DODGE TRUCK

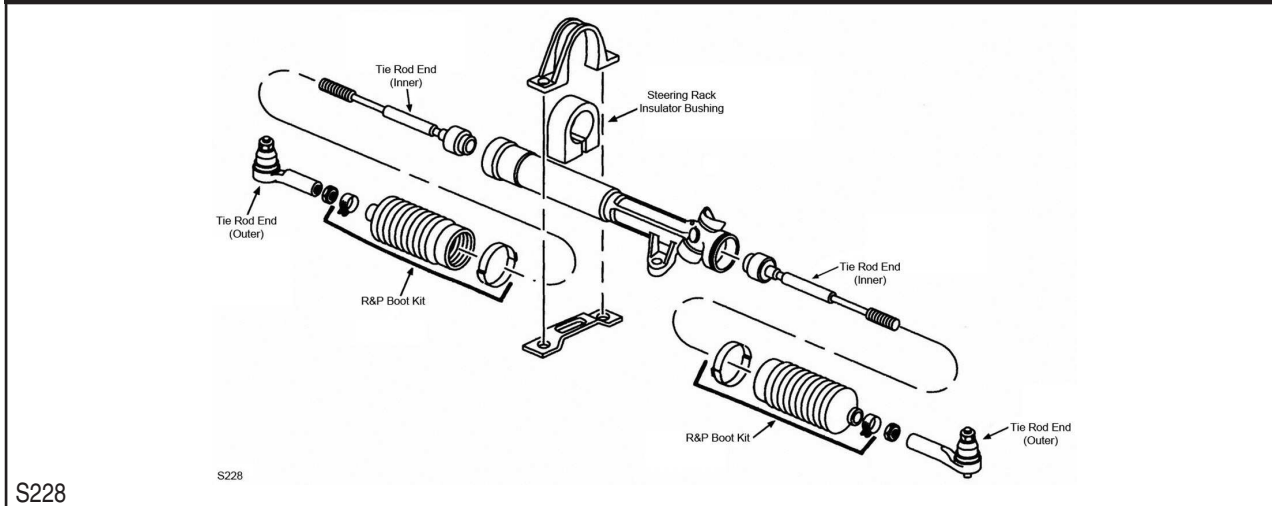
FRONT SUSPENSION				
F173				
Year	Model/Application	Part	P/C Qty	Figure
Ball Joint				
1990-1988	(Full Ball Stud Provides 360 Degrees Of Smooth Rotation)	Lower	K7147 ‡	2 F173
Control Arm Bushing				
1990-1987		Lower	K7099	2 F173
Strut and Spring Assembly				
1990-1987	(Coated For Corrosion Resistance, Contains Lower Mounting Hardware)		ST8505 ‡	2 F173
Strut Bearing Spacer				
1990-1987	(Spacer)		K7378	2 F173
Strut Bumper Bellows				
1990-1988	(OE Material For Strut Performance And Longevity, Contains Bumper)		K90462 ‡	2 F173

DODGE TRUCK-Grand Caravan (Cont.)

FRONT SUSPENSION (Cont.)

Year	Model/Application	Part	P/C Qty	Figure	
Strut Bumper Bellows					
1990-1987		K201272	2	F173	
Strut Mount					
1990-1987	(Contains Bearing)	K7175	2	F173	
Strut Rod Bushing					
1990-1987	(Improved Design)	To Frame	K7098	1	F173
Strut Rod Bushing Kit					
1990-1988	(Improved Design)		K7145	1	F173
Strut Spring Seat					
1990-1988	(Spacer Plate Only)	Upper	K7377	2	F173
1990-1987	(Spring Seat Only)	Upper	K7333	2	F173
		Lower	K7338	2	F173
Sway Bar Bushing					
1990-1987	1" Sway Bar Diameter	To Arm	K7144	1	F173
	1" Sway Bar Diameter	To Frame	K7139	1	F173
	1-1/16" Sway Bar Diameter	To Arm	K7219	1	F173
	1-1/16" Sway Bar Diameter	To Frame	K7222	1	F173
	1-1/8" Sway Bar Diameter	To Arm	K7220	1	F173
	1-1/8" Sway Bar Diameter	To Frame	K7223	1	F173
	1-3/16" Sway Bar Diameter	To Frame	K7224	1	F173
	15/16" Sway Bar Diameter	To Arm	K7143	1	F173
	15/16" Sway Bar Diameter	To Frame	K7138	1	F173
	3/4" Sway Bar Diameter	To Frame	K7221	1	F173
	7/8" Sway Bar Diameter	To Arm	K7142	1	F173
	7/8" Sway Bar Diameter	To Frame	K7137	1	F173
Wheel Hub & Bearing Assembly					
1990-1989	15" Wheels		513074	2	
1988	15" Wheels		513231	2	
Wheel Hub Repair Kit					
1990-1988	14" Wheels, (4 Stud Hub)		518501	2	
	14" Wheels, (5 Stud Hub)		518502	2	

STEERING



Year	Model/Application	Part	P/C Qty	Figure	
Rack & Pinion Boot Kit					
1990-1989	(High Temperature)		K8441	2	S228
1988	Power Steering, (High Temperature)		K8441	2	S228
Steering Rack Insulator Bushing					
1990-1987			K7113	1	S228
Tie Rod End					
1990-1989	(Full Ball Stud Provides 360 Degrees Of Smooth Rotation)	Inner	EV128 ‡	2	S228
1990-1987	(Powdered Metal Gusher Brg. For Better Lubrication)	Outer	ES3008RL ‡	2	S228
1988-1987	Rack & Pinion Manual, (Full Ball Stud Provides 360 Degrees Of Smooth Rotation)	Inner	EV116 ‡	2	S228
	Rack & Pinion Power, (Full Ball Stud Provides 360 Degrees Of Smooth Rotation)	Inner	EV128 ‡	2	S228

(Cont.) Grand Caravan-DODGE TRUCK

REAR SUSPENSION				
R311				
Year	Model/Application	Part	P/C Qty	Figure
Leaf Spring Bushing				
1990-1987		Front SB364	2	R311

H, HM Series-DODGE TRUCK

FRONT SUSPENSION				
Year	Model/Application	Part	P/C Qty	Figure
H				
King Bolt Set				
1956-1954	4,700 lb. Axle, 5,000 lb. Axle, 1.124" Pin Diameter, 7.190" Length, (Contains Roller Bearing And Metal Bushing)	8456B	1	
HM				
King Bolt Set				
1956-1954	4,700 lb. Axle, 5,000 lb. Axle, 1.124" Pin Diameter, 7.190" Length, (Contains Roller Bearing And Metal Bushing)	8456B	1	
STEERING				
Year	Model/Application	Part	P/C Qty	Figure
H				
Tie Rod End				
1956-1954	4,500 lb. Axle, 4,700 lb. Axle, 5,000 lb. Axle, 3.750" Length, .875" - 18 Threads, (Greaseable Socket Reduces Corrosion/Wear)	Left ES194L ‡	1	
	4,500 lb. Axle, 4,700 lb. Axle, 5,000 lb. Axle, 3.750" Length, .875" - 18 Threads, (Greaseable Socket Reduces Corrosion/Wear)	Right ES194R ‡	1	
HM				
Tie Rod End				
1956-1954	4,500 lb. Axle, 4,700 lb. Axle, 5,000 lb. Axle, 3.750" Length, .875" - 18 Threads, (Greaseable Socket Reduces Corrosion/Wear)	Left ES194L ‡	1	
	4,500 lb. Axle, 4,700 lb. Axle, 5,000 lb. Axle, 3.750" Length, .875" - 18 Threads, (Greaseable Socket Reduces Corrosion/Wear)	Right ES194R ‡	1	

J, JM Series-DODGE TRUCK

FRONT SUSPENSION				
Year	Model/Application	Part	P/C Qty	Figure
J				
King Bolt Set				
1956-1954	4,700 lb. Axle, 5,000 lb. Axle, 1.124" Pin Diameter, 7.190" Length, (Contains Roller Bearing And Metal Bushing)	8456B	1	
JM				
King Bolt Set				
1956-1954	4,700 lb. Axle, 5,000 lb. Axle, 1.124" Pin Diameter, 7.190" Length, (Contains Roller Bearing And Metal Bushing)	8456B	1	

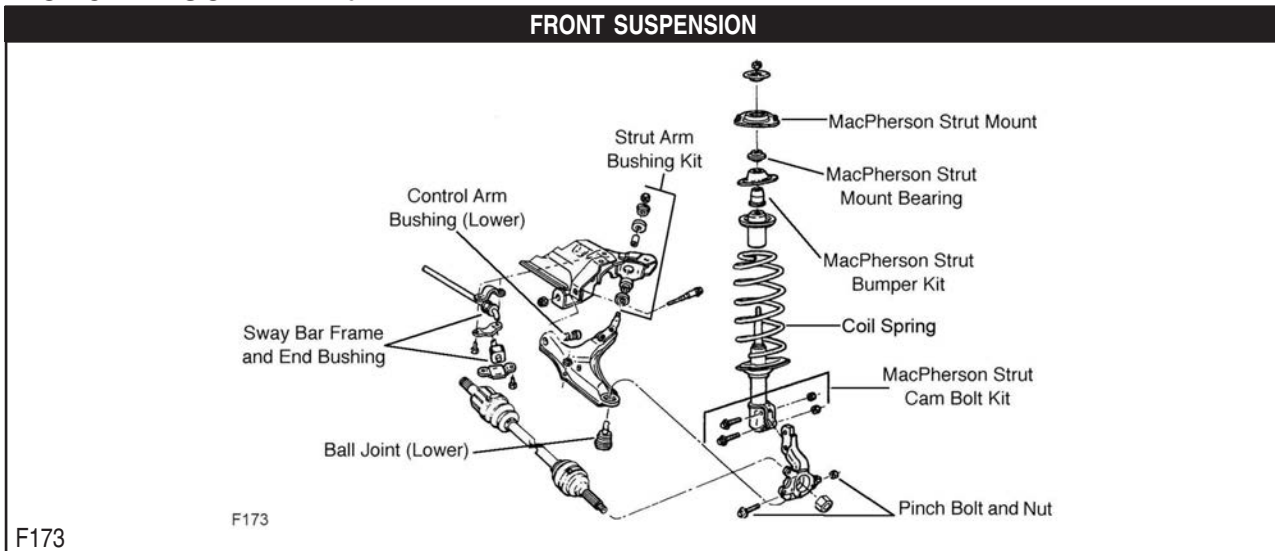
DODGE TRUCK-J, JM Series (Cont.)

STEERING				
Year	Model/Application	Part	P/C Qty	Figure
J				
Tie Rod End				
1956-1954	4,500 lb. Axle, 4,700 lb. Axle, 5,000 lb. Axle, 3.750" Length, .875" - 18 Threads, (Greaseable Socket Reduces Corrosion/Wear)	Left ES194L ‡	1	
	4,500 lb. Axle, 4,700 lb. Axle, 5,000 lb. Axle, 3.750" Length, .875" - 18 Threads, (Greaseable Socket Reduces Corrosion/Wear)	Right ES194R ‡	1	
JM				
Tie Rod End				
1956-1954	4,500 lb. Axle, 4,700 lb. Axle, 5,000 lb. Axle, 3.750" Length, .875" - 18 Threads, (Greaseable Socket Reduces Corrosion/Wear)	Left ES194L ‡	1	
	4,500 lb. Axle, 4,700 lb. Axle, 5,000 lb. Axle, 3.750" Length, .875" - 18 Threads, (Greaseable Socket Reduces Corrosion/Wear)	Right ES194R ‡	1	

DODGE TRUCK-K, KH, KM Series

FRONT SUSPENSION				
Year	Model/Application	Part	P/C Qty	Figure
K				
King Bolt Set				
1956-1954	4,700 lb. Axle, 5,000 lb. Axle, 1.124" Pin Diameter, 7.190" Length, (Contains Roller Bearing And Metal Bushing)	8456B	1	
KM				
King Bolt Set				
1956-1954	4,700 lb. Axle, 5,000 lb. Axle, 1.124" Pin Diameter, 7.190" Length, (Contains Roller Bearing And Metal Bushing)	8456B	1	
STEERING				
Year	Model/Application	Part	P/C Qty	Figure
K				
Tie Rod End				
1956-1954	4,500 lb. Axle, 4,700 lb. Axle, 5,000 lb. Axle, 3.750" Length, .875" - 18 Threads, (Greaseable Socket Reduces Corrosion/Wear)	Left ES194L ‡	1	
	4,500 lb. Axle, 4,700 lb. Axle, 5,000 lb. Axle, 3.750" Length, .875" - 18 Threads, (Greaseable Socket Reduces Corrosion/Wear)	Right ES194R ‡	1	
KM				
Tie Rod End				
1956-1954	4,500 lb. Axle, 4,700 lb. Axle, 5,000 lb. Axle, 3.750" Length, .875" - 18 Threads, (Greaseable Socket Reduces Corrosion/Wear)	Left ES194L ‡	1	
	4,500 lb. Axle, 4,700 lb. Axle, 5,000 lb. Axle, 3.750" Length, .875" - 18 Threads, (Greaseable Socket Reduces Corrosion/Wear)	Right ES194R ‡	1	

DODGE TRUCK-Mini Ram

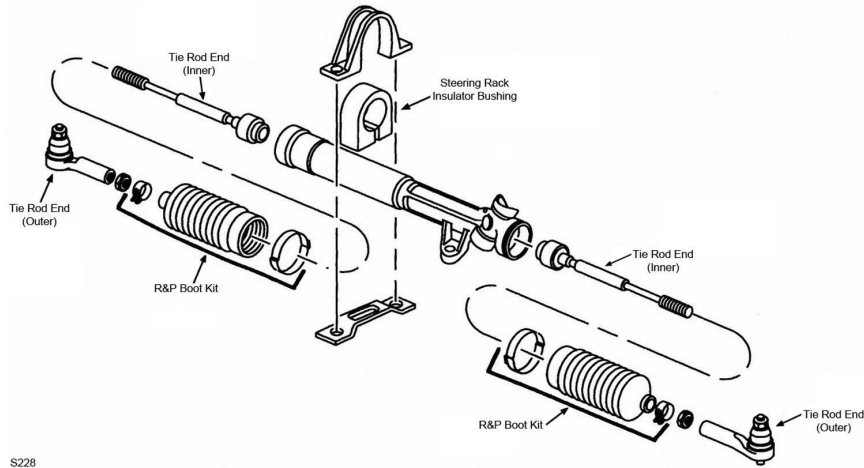


(Cont.) Mini Ram-DODGE TRUCK

FRONT SUSPENSION (Cont.)				
Year	Model/Application	Part	P/C Qty	Figure
Ball Joint				
1988-1984	(Full Ball Stud Provides 360 Degrees Of Smooth Rotation)	Lower K7147 ‡	2	F173
Control Arm Bushing				
1988-1984		Lower K7099	2	F173
Strut and Spring Assembly				
1988-1986	(Coated For Corrosion Resistance, Contains Lower Mounting Hardware)	ST8505 ‡	2	F173
Strut Bearing Spacer				
1988-1987	(Spacer)	K7378	2	F173
1986	From 1/2/86, (Spacer)	K7378	2	F173
Strut Bumper Bellows				
1988-1984	(OE Material For Strut Performance And Longevity, Contains Bumper)	K201272 K90462 ‡	2 2	F173 F173
Strut Mount				
1988-1987	(Contains Bearing)	K7175	2	F173
1986	From 1/2/86, (Contains Bearing)	K7175	2	F173
Strut Rod Bushing				
1988-1984	(Improved Design)	To Frame K7098	1	F173
Strut Rod Bushing Kit				
1988-1984	(Improved Design)	K7145	1	F173
Strut Spring Seat				
1988-1987	(Spring Seat Only)	Upper K7333 Lower K7338	2 2	F173 F173
	(Spacer Plate Only)	K7377	2	F173
1986	From 1/2/86, (Spring Seat Only)	Upper K7333	2	F173
	From 1/2/86	Lower K7338	2	F173
	From 1/2/86, (Spacer Plate Only)	K7377	2	F173
1985-1984	(Spacer Plate Only)	Upper K7333 Upper K7377 Lower K7338	2 2 2	
Sway Bar Bushing				
1988-1984	1" Sway Bar Diameter	To Arm K7144	1	F173
	1" Sway Bar Diameter	To Frame K7139	1	F173
	1-1/16" Sway Bar Diameter	To Arm K7219	1	F173
	1-1/16" Sway Bar Diameter	To Frame K7222	1	F173
	1-3/16" Sway Bar Diameter	To Frame K7224	1	F173
	15/16" Sway Bar Diameter	To Arm K7143	1	F173
	15/16" Sway Bar Diameter	To Frame K7138	1	F173
	3/4" Sway Bar Diameter	To Frame K7221	1	F173
	7/8" Sway Bar Diameter	To Arm K7142	1	F173
	7/8" Sway Bar Diameter	To Frame K7137	1	F173
Wheel Hub Repair Kit				
1988	14" Wheels, (4 Stud Hub)	518501	2	
	14" Wheels, (5 Stud Hub)	518502	2	
1987-1984	(4 Stud Hub)	518501	2	
	(5 Stud Hub)	518502	2	

DODGE TRUCK—Mini Ram (Cont.)

STEERING

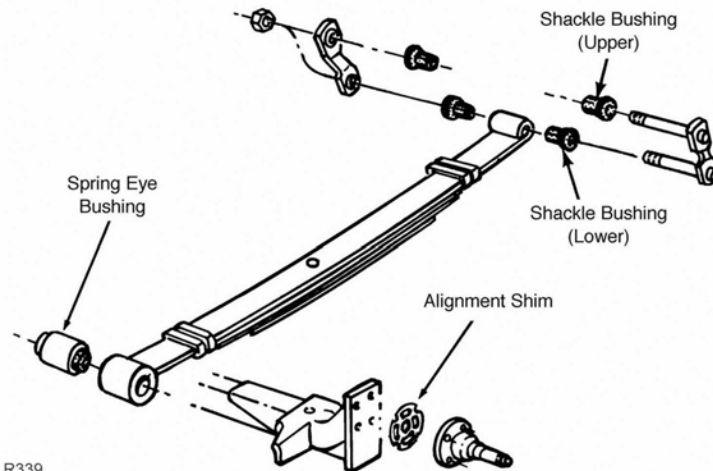


S228

S228

Year	Model/Application	Part	P/C Qty	Figure	
Rack & Pinion Boot Kit					
1988-1984	Power Steering, (High Temperature)	K8441	2	S228	
Steering Rack Insulator Bushing					
1988-1984		K7113	1	S228	
Tie Rod End					
1988-1986	Rack & Pinion Power, (Full Ball Stud Provides 360 Degrees Of Smooth Rotation)	Inner	EV128 ‡	2	S228
1988-1984	(Powdered Metal Gusher Brg. For Better Lubrication) Rack & Pinion Manual, (Full Ball Stud Provides 360 Degrees Of Smooth Rotation)	Outer	ES3008RL ‡	2	S228
		Inner	EV116 ‡	2	S228
1985-1984	Rack & Pinion Power, (Full Ball Stud Provides 360 Degrees Of Smooth Rotation)	Inner	EV115 ‡	2	S228

REAR SUSPENSION



R339

R339

Year	Model/Application	Part	P/C Qty	Figure	
Leaf Spring Bushing					
1985-1984		Front	SB364	2	R339
Leaf Spring Shackle Bushing					
1985-1984	(Split Type Bushing)		K7308	4	R339

DODGE TRUCK—Power Ram 50

FRONT SUSPENSION

Year	Model/Application	Part	P/C Qty	Figure	
Ball Joint					
1990-1986	(Powdered Metal Gusher Brg. For Better Lubrication)	Upper	K9470 ‡	2	
1990-1982	Four Wheel Drive (4X4)	Lower	K9009	2	

(Cont.) Power Ram 50-DODGE TRUCK

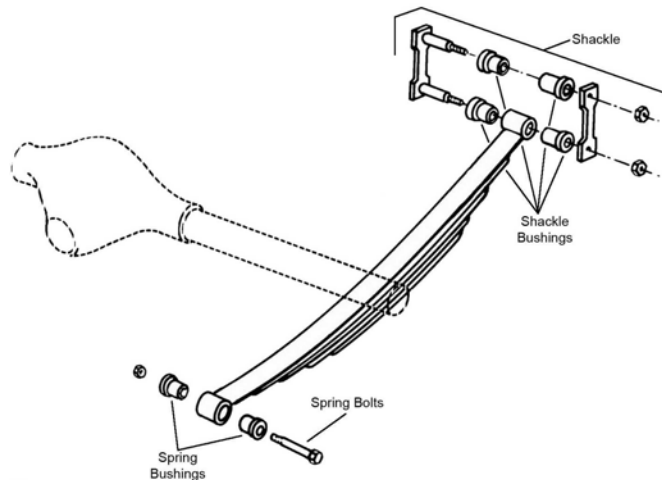
FRONT SUSPENSION (Cont.)

Year	Model/Application	Part	P/C Qty	Figure
Ball Joint				
1985	From 5/85, (Powdered Metal Gusher Brg. For Better Lubrication)	Upper	K9470 ‡	2
Control Arm Bumper Bushing				
1990-1987	Four Wheel Drive (4X4)	Lower	K6610	2
1986-1982	Four Wheel Drive (4X4)	Upper	K6610	2
Control Arm Bushing Set				
1990-1987	Four Wheel Drive (4X4), (Contains Front And Rear Bushings)	Lower	K9430	2
Control Arm Shaft Assembly				
1990-1982	Four Wheel Drive (4X4)	Upper	K9399	2
Control Arm with Ball Joint				
1990-1987	Four Wheel Drive (4X4), (R-Series)	Left Upper	RK621009	1
	Four Wheel Drive (4X4), (R-Series)	Right Upper	RK621008	1
	Four Wheel Drive (4X4), (Contains Bushings, R-Series)	Left Lower	RK620990	1
	Four Wheel Drive (4X4), (Contains Bushings, R-Series)	Right Lower	RK620989	1
Sway Bar Bushing				
1990-1982	Four Wheel Drive (4X4)	To Frame	K9432	1
Sway Bar Repair Kit				
1990-1982	Four Wheel Drive (4X4), (Bolts Not Included)	Center	K7402	2
		To End	K90100	2

STEERING

Year	Model/Application	Part	P/C Qty	Figure
Idler Arm				
1990-1982	Four Wheel Drive (4X4), (Powdered Metal Gusher Brg. For Better Lubrication)		K9378 ‡	1
Idler Arm Bushing Kit				
1990-1987	Four Wheel Drive (4X4), (For OE Design Idler Arm Only)	Bracket End	K9381	1
Pitman Arm				
1984	Four Wheel Drive (4X4), Thru 4/14/84		K9388	1
1983-1982	Four Wheel Drive (4X4)		K9388	1
Tie Rod Adjusting Sleeve				
1990			ES2251S	2
1989-1982	Four Wheel Drive (4X4)		ES2251S	2
Tie Rod End				
1990-1982	Four Wheel Drive (4X4)	Outer	ES2246L	2
		Inner	ES2245R	2

REAR SUSPENSION



R309

Year	Model/Application	Part	P/C Qty	Figure
Leaf Spring Bushing				
1990-1988	Four Wheel Drive (4X4)	Lower Rear	SB344	2 R309
Leaf Spring Shackle Bushing				
1990-1989	1.042" Outside Diameter, 2.111" Length	Upper Rear	SB345	2 R309

DODGE TRUCK—Power Ram 50 (Cont.)

REAR SUSPENSION (Cont.)

Year	Model/Application	Part	P/C Qty	Figure
Leaf Spring Shackle Bushing				
1990-1987	Four Wheel Drive (4X4), 1.042" Outside Diameter, 1.773" Length	Upper	SB334	2 R309
1990-1982		Lower	SB334	2 R309
1988-1987	Four Wheel Drive (4X4), 1.042" Outside Diameter, 2.111" Length	Upper Rear	SB345	2 R309
1986-1982	Four Wheel Drive (4X4)	Upper	SB334	2 R309

DODGE TRUCK—R, RA, RAL, RE, RF, RS Series

FRONT SUSPENSION

Year	Model/Application	Part	P/C Qty	Figure
R				
King Bolt Set				
1956-1954	4,500 lb. Axle, 4,700 lb. Axle, 5,000 lb. Axle, 1.124" Pin Diameter, 7.190" Length, (Contains Roller Bearing And Metal Bushing)	8456B	1	
RA				
King Bolt Set				
1956-1954	4,500 lb. Axle, 4,700 lb. Axle, 5,000 lb. Axle, 1.124" Pin Diameter, 7.190" Length, (Contains Roller Bearing And Metal Bushing)	8456B	1	
RAL				
King Bolt Set				
1956-1954	4,500 lb. Axle, 4,700 lb. Axle, 5,000 lb. Axle, 1.124" Pin Diameter, 7.190" Length, (Contains Roller Bearing And Metal Bushing)	8456B	1	
RL				
King Bolt Set				
1956-1954	4,500 lb. Axle, 4,700 lb. Axle, 5,000 lb. Axle, 1.124" Pin Diameter, 7.190" Length, (Contains Roller Bearing And Metal Bushing)	8456B	1	
RS				
King Bolt Set				
1956-1954	4,500 lb. Axle, 4,700 lb. Axle, 5,000 lb. Axle, 1.124" Pin Diameter, 7.190" Length, (Contains Roller Bearing And Metal Bushing)	8456B	1	

STEERING

Year	Model/Application	Part	P/C Qty	Figure
R				
Tie Rod End				
1956-1954	5,500 lb. Axle, 6,000 lb. Axle, 1.000" - 16 Threads, 3.750" Length, (Powdered Metal Gusher Brg. For Better Lubrication)	Left	ES176L ‡	1
	5,500 lb. Axle, 6,000 lb. Axle, 1.000" - 16 Threads, 3.750" Length, (Powdered Metal Gusher Brg. For Better Lubrication)	Right	ES176R ‡	1
	4,500 lb. Axle, 4,700 lb. Axle, 5,000 lb. Axle, 5,500 lb. Axle, 6,000 lb. Axle, 3.750" Length, .875" - 18 Threads, (Greaseable Socket Reduces Corrosion/Wear)	Left	ES194L ‡	1
	4,500 lb. Axle, 4,700 lb. Axle, 5,000 lb. Axle, 6,000 lb. Axle, 3.750" Length, .875" - 18 Threads, (Greaseable Socket Reduces Corrosion/Wear)	Right	ES194R ‡	1
	5,500 lb. Axle, 3.750" Length, .875" - 18 Threads, (Greaseable Socket Reduces Corrosion/Wear)	Right	ES194L ‡	1
RA				
Tie Rod End				
1956-1954	5,500 lb. Axle, 6,000 lb. Axle, 1.000" - 16 Threads, 3.750" Length, (Powdered Metal Gusher Brg. For Better Lubrication)	Left	ES176L ‡	1
	5,500 lb. Axle, 6,000 lb. Axle, 1.000" - 16 Threads, 3.750" Length, (Powdered Metal Gusher Brg. For Better Lubrication)	Right	ES176R ‡	1
	4,500 lb. Axle, 4,700 lb. Axle, 5,000 lb. Axle, 5,500 lb. Axle, 6,000 lb. Axle, 3.750" Length, .875" - 18 Threads, (Greaseable Socket Reduces Corrosion/Wear)	Left	ES194L ‡	1
	4,500 lb. Axle, 4,700 lb. Axle, 5,000 lb. Axle, 6,000 lb. Axle, 3.750" Length, .875" - 18 Threads, (Greaseable Socket Reduces Corrosion/Wear)	Right	ES194R ‡	1
	5,500 lb. Axle, 3.750" Length, .875" - 18 Threads, (Greaseable Socket Reduces Corrosion/Wear)	Right	ES194L ‡	1
RAL				
Tie Rod End				
1956-1954	5,500 lb. Axle, 6,000 lb. Axle, 1.000" - 16 Threads, 3.750" Length, (Powdered Metal Gusher Brg. For Better Lubrication)	Left	ES176L ‡	1
	5,500 lb. Axle, 6,000 lb. Axle, 1.000" - 16 Threads, 3.750" Length, (Powdered Metal Gusher Brg. For Better Lubrication)	Right	ES176R ‡	1
	4,500 lb. Axle, 4,700 lb. Axle, 5,000 lb. Axle, 5,500 lb. Axle, 6,000 lb. Axle, 3.750" Length, .875" - 18 Threads, (Greaseable Socket Reduces Corrosion/Wear)	Left	ES194L ‡	1
	4,500 lb. Axle, 4,700 lb. Axle, 5,000 lb. Axle, 6,000 lb. Axle, 3.750" Length, .875" - 18 Threads, (Greaseable Socket Reduces Corrosion/Wear)	Left	ES194L ‡	1

(Cont.) R, RA, RAL, RE, RF, RS Series-DODGE TRUCK**STEERING (Cont.)**

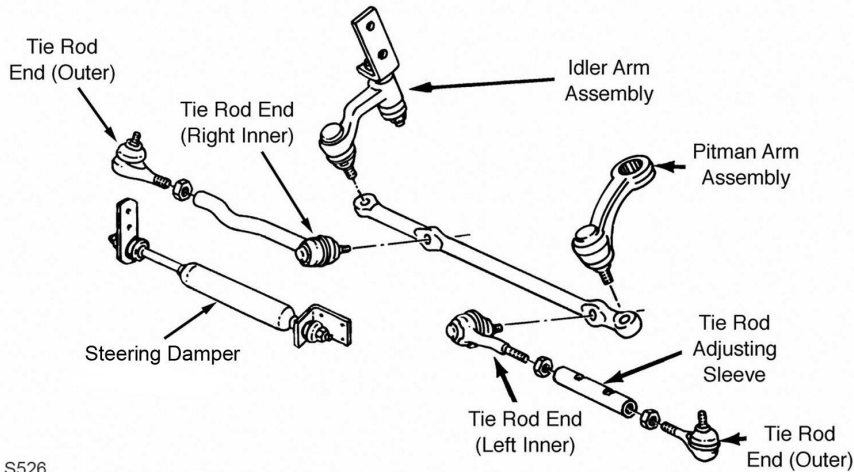
Year	Model/Application	Part	P/C Qty	Figure
RAL				
Tie Rod End				
1956-1954 (Cont.)	4,500 lb. Axle, 4,700 lb. Axle, 5,000 lb. Axle, 6,000 lb. Axle, 3.750" Length, .875" - 18 Threads, (Greaseable Socket Reduces Corrosion/Wear) 5,500 lb. Axle, 3.750" Length, .875" - 18 Threads, (Greaseable Socket Reduces Corrosion/Wear)	Right	ES194R ‡	1
		Right	ES194L ‡	1
RL				
Tie Rod End				
1956-1954	5,500 lb. Axle, 6,000 lb. Axle, 1.000" - 16 Threads, 3.750" Length, (Powdered Metal Gusher Brg. For Better Lubrication) 5,500 lb. Axle, 6,000 lb. Axle, 1.000" - 16 Threads, 3.750" Length, (Powdered Metal Gusher Brg. For Better Lubrication) 4,500 lb. Axle, 4,700 lb. Axle, 5,000 lb. Axle, 5,500 lb. Axle, 6,000 lb. Axle, 3.750" Length, .875" - 18 Threads, (Greaseable Socket Reduces Corrosion/Wear) 4,500 lb. Axle, 4,700 lb. Axle, 5,000 lb. Axle, 6,000 lb. Axle, 3.750" Length, .875" - 18 Threads, (Greaseable Socket Reduces Corrosion/Wear) 5,500 lb. Axle, 3.750" Length, .875" - 18 Threads, (Greaseable Socket Reduces Corrosion/Wear)	For Left	ES176L ‡	1
		For Right	ES176R ‡	1
		Left	ES194L ‡	1
		Right	ES194R ‡	1
		Right	ES194L ‡	1
		Right	ES194L ‡	1
RS				
Tie Rod End				
1956-1954	5,500 lb. Axle, 6,000 lb. Axle, 1.000" - 16 Threads, 3.750" Length, (Powdered Metal Gusher Brg. For Better Lubrication) 5,500 lb. Axle, 6,000 lb. Axle, 1.000" - 16 Threads, 3.750" Length, (Powdered Metal Gusher Brg. For Better Lubrication) 4,500 lb. Axle, 4,700 lb. Axle, 5,000 lb. Axle, 5,500 lb. Axle, 6,000 lb. Axle, 3.750" Length, .875" - 18 Threads, (Greaseable Socket Reduces Corrosion/Wear) 4,500 lb. Axle, 4,700 lb. Axle, 5,000 lb. Axle, 6,000 lb. Axle, 3.750" Length, .875" - 18 Threads, (Greaseable Socket Reduces Corrosion/Wear) 5,500 lb. Axle, 3.750" Length, .875" - 18 Threads, (Greaseable Socket Reduces Corrosion/Wear)	For Left	ES176L ‡	1
		For Right	ES176R ‡	1
		Left	ES194L ‡	1
		Right	ES194R ‡	1
		Right	ES194L ‡	1
		Right	ES194L ‡	1

Raider-DODGE TRUCK**FRONT SUSPENSION**

Year	Model/Application	Part	P/C Qty	Figure
Ball Joint				
1989-1987		Lower	K9009	2
Control Arm Bumper Bushing				
1989-1987		Lower	K6610	2
Control Arm Bushing Set				
1989-1987	(Contains Front And Rear Bushings)	Lower	K9430	2
Control Arm Shaft Assembly				
1989-1987		Upper	K9399	2
Control Arm with Ball Joint				
1989-1987	(Contains Bushings, R-Series) (Contains Bushings, R-Series)	Left Lower	RK620990	1
		Right Lower	RK620989	1
Sway Bar Bushing				
1989-1987		To Frame	K9434	1
Sway Bar Repair Kit				
1989	181(3.0L), (Contains 2 Bushings, 2 Washers And Nut)	Center	K7404	2
1989-1987	(Complete Kit) 156(2.6L), (Bolts Not Included)	To End	K90100	2
		Center	K7402	2

DODGE TRUCK-Raider (Cont.)

STEERING



S526

S526

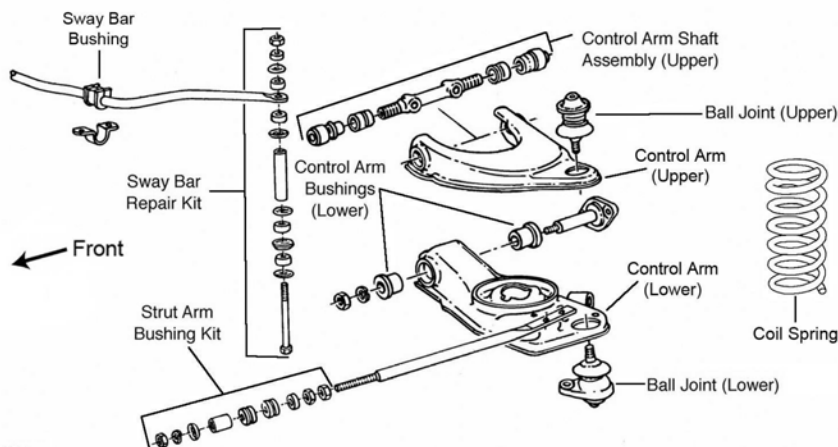
Year	Model/Application	Part	P/C Qty	Figure
Idler Arm				
1989-1987	(Design Allows Ease Of Installation)	K9738 ‡	1	S526
Idler Arm Bushing Kit				
1989-1987	(For OE Design Idler Arm Only)	Bracket End K9381	1	
Pitman Arm				
1989-1987		K9552	1	S526
Steering Damper Bellows				
1989-1987	(Trail Boss)	Front SSD68	1	S526
Steering Damper Kit				
1989-1987	(Super Trail Boss)	Front SSD99	1	S526
Tie Rod End				
1989-1987		Outer ES2246L	2	S526
		Inner ES2245R	2	S526

REAR SUSPENSION

Year	Model/Application	Part	P/C Qty	Figure
Leaf Spring Shackle Bushing				
1989-1987		Upper Rear SB345	2	

DODGE TRUCK-Ram 50

FRONT SUSPENSION



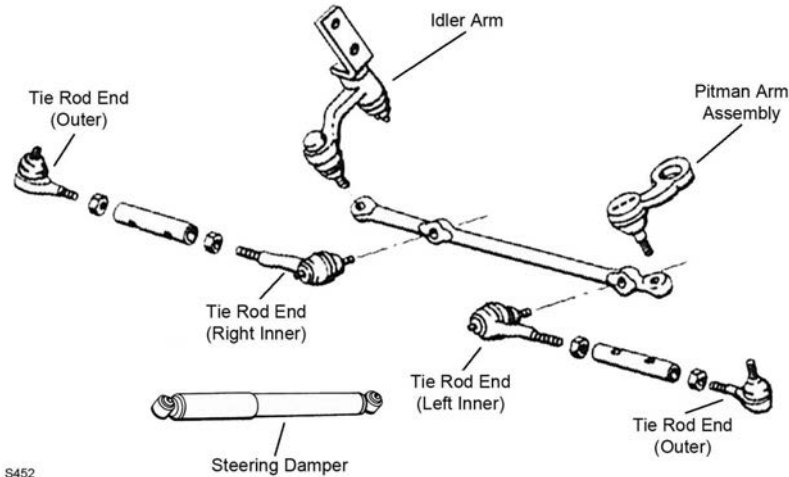
F136

F136

FRONT SUSPENSION (Cont.)

Year	Model/Application	Part	P/C Qty	Figure
Ball Joint				
1990-1986	(Powdered Metal Gusher Brg. For Better Lubrication)	Upper	K9470 ‡	2 F136
1990-1982	Two Wheel Drive (4x2)	Lower	K9346	2 F136
1985	From 5/85, (Powdered Metal Gusher Brg. For Better Lubrication)	Upper	K9470 ‡	2 F136
Control Arm Bumper Bushing				
1990-1982	Two Wheel Drive (4x2)	Left Lower	K6608	1 F136
	Two Wheel Drive (4x2)	Right Lower	K6609	1 F136
Control Arm Bushing				
1990-1982	Two Wheel Drive (4x2), (Contains Front And Rear Bushings)	Lower	K9179	2 F136
Control Arm Shaft Assembly				
1986-1983		Upper	K9335	2 F136
1982	Two Wheel Drive (4x2)	Upper	K9335	2 F136
Control Arm with Ball Joint				
1990-1982	Two Wheel Drive (4x2), (R-Series)	Left Lower	RK621619	1 F136
	Two Wheel Drive (4x2), (R-Series)	Right Lower	RK621620	1 F136
Strut Rod Bushing				
1990-1982		To Frame	K9887	1 F136
Sway Bar Bushing				
1990-1982	Two Wheel Drive (4x2)	To Frame	K7316	1 F136
Sway Bar Repair Kit				
1990-1987	Two Wheel Drive (4x2)		K7312	2 F136
1990-1982	Two Wheel Drive (4x2), (Standard Design)		K9231	2 F136
	Two Wheel Drive (4x2), 5" Length, (Includes Polyurethane Bushings And Solid Metal Sleeve For Enhanced Performance. Barrel Nut Allows For Easier Installation.)		K700530 ‡	2 F136
1986-1983			K7312	2 F136
1982	Two Wheel Drive (4x2)		K7312	2 F136

STEERING

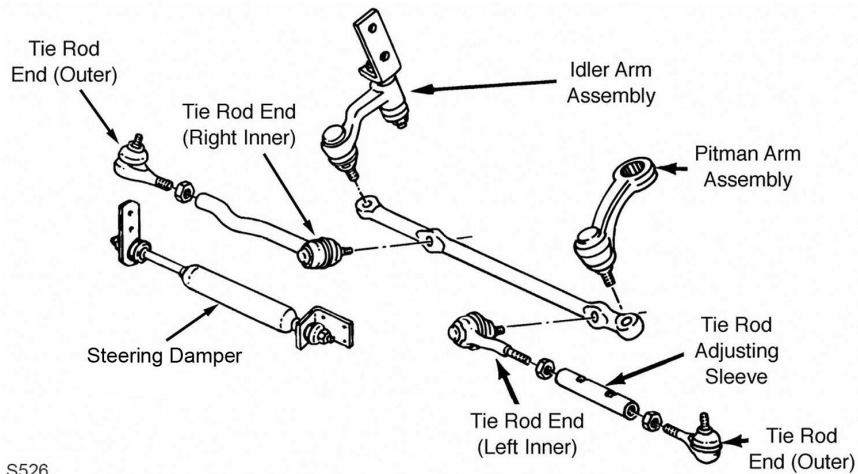


S452

S452

DODGE TRUCK-Ram 50 (Cont.)

STEERING (Cont.)

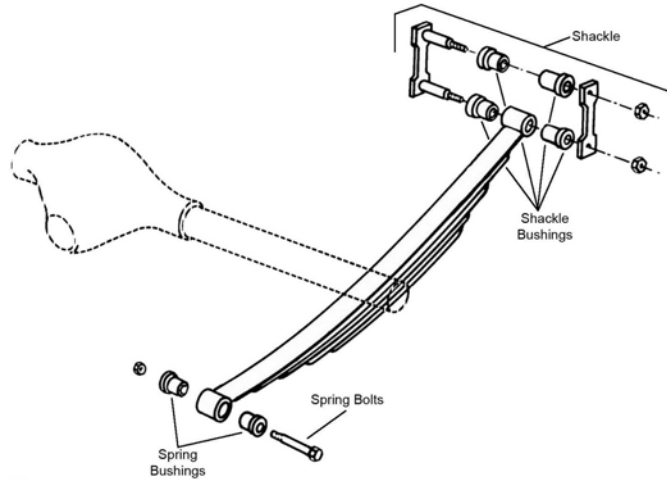


S526

S526

Year	Model/Application	Part	P/C Qty	Figure
Idler Arm				
1990	Two Wheel Drive (4x2), (Powdered Metal Gusher Brg. For Better Lubrication)	K9486 ‡	1	S452
1989-1987	Two Wheel Drive (4x2), (Powdered Metal Gusher Brg. For Better Lubrication)	K9486 ‡	1	S526
1986-1983	(Powdered Metal Gusher Brg. For Better Lubrication)	K9486 ‡	1	S526
Idler Arm Repair Kit				
1990	Two Wheel Drive (4x2), (For OE Design Idler Arm Only)	K9100	1	S452
1989-1982	Two Wheel Drive (4x2), (For OE Design Idler Arm Only)	K9100	1	S526
Pitman Arm				
1990	Two Wheel Drive (4x2), (Greaseable Socket Reduces Corrosion/Wear)	K9653 ‡	1	S452
1989-1982	Two Wheel Drive (4x2), Manual Steering	K9130	1	S526
Steering Damper Kit				
1990	Two Wheel Drive (4x2), (Trail Boss)	Front SSD45	1	S452
1989-1987	Two Wheel Drive (4x2), (Trail Boss)	Front SSD45	1	S526
1986-1983	(Trail Boss)	Front SSD45	1	S526
1982	Two Wheel Drive (4x2), (Trail Boss)	Front SSD45	1	S526
Tie Rod Adjusting Sleeve				
1990		ES2251S	2	S452
1989-1987	Two Wheel Drive (4x2)	ES460S	1	S526
1986-1983		ES460S	1	S526
1982	Two Wheel Drive (4x2)	ES460S	1	S526
Tie Rod End				
1990	Two Wheel Drive (4x2)	Outer ES3156RL	2	S452
	Two Wheel Drive (4x2)	Inner ES3157RL	2	S452
1989-1982	Two Wheel Drive (4x2), (Includes Sunloy-Coated Metal Bearing To Combine Durability With Smooth Stud Swing)	Outer ES2194R ‡	2	S526
	Two Wheel Drive (4x2), (Includes Sunloy-Coated Metal Bearing To Combine Durability With Smooth Stud Swing)	Left Inner ES2197R ‡	1	S526
	Two Wheel Drive (4x2)	Right Inner ES2199R	1	S526

REAR SUSPENSION

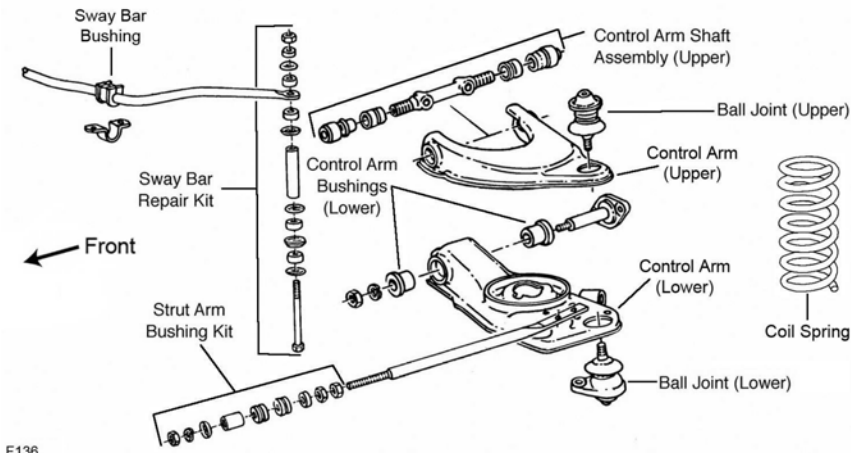


R309

Year	Model/Application	Part	P/C Qty	Figure
Leaf Spring Shackle Bushing				
1990-1982	Two Wheel Drive (4x2)	Lower	SB334	2
		Upper	SB345	2
Sway Bar Repair Kit				
1989-1987	Two Wheel Drive (4x2)		K7312	2
1986-1983			K7312	2
1982	Two Wheel Drive (4x2)		K7312	2

Ram D50-DODGE TRUCK

FRONT SUSPENSION



F136

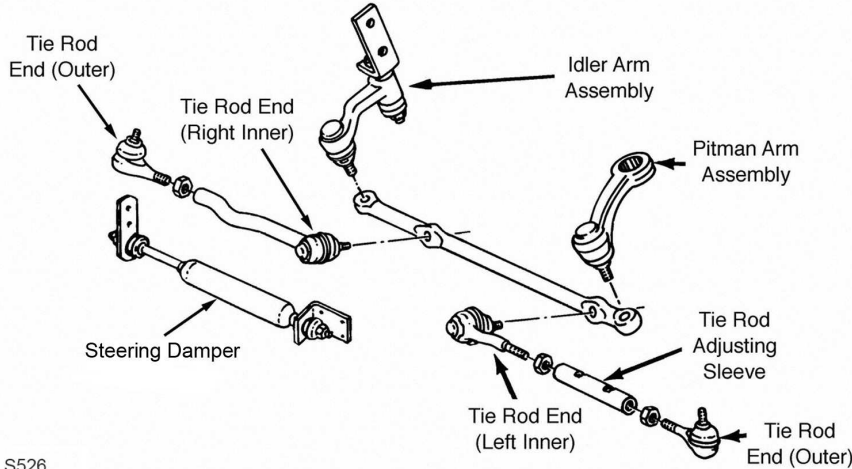
Year	Model/Application	Part	P/C Qty	Figure
Ball Joint				
1981-1979		Lower	K9296	2
1980-1979		Upper	K9044	2
Control Arm Bumper Bushing				
1981-1979		Left Lower	K6608	1
		Right Lower	K6609	1
Control Arm Bushing				
1981-1979	(Contains Front And Rear Bushings)	Lower	K9179	2
Control Arm Shaft Assembly				
1981-1979		Upper	K9335	2
Strut Rod Bushing				
1981-1979		To Frame	K9887	1

DODGE TRUCK-Ram D50 (Cont.)

FRONT SUSPENSION (Cont.)

Year	Model/Application	Part	P/C Qty	Figure
Sway Bar Bushing				
1981-1979	To Frame	K7316	1	F136
Sway Bar Repair Kit				
1981-1979	(Optional) (Standard Design) 5" Length, (Includes Polyurethane Bushings And Solid Metal Sleeve For Enhanced Performance. Barrel Nut Allows For Easier Installation.)	K7312 K9231 K700530 ‡	2 2 2	F136 F136 F136

STEERING

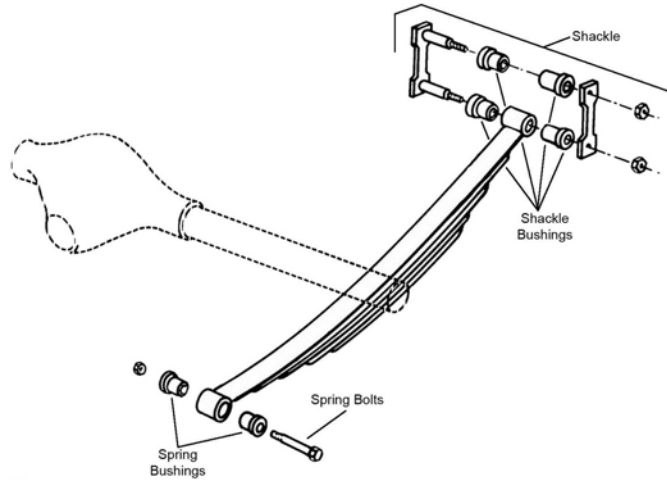


S526

S526

Year	Model/Application	Part	P/C Qty	Figure
Idler Arm				
1981	(Powdered Metal Gusher Brg. For Better Lubrication)	K9486 ‡	1	S526
1980-1979		K9086	1	S526
Idler Arm Repair Kit				
1981-1979	(For OE Design Idler Arm Only)	K9100	1	S526
Pitman Arm				
1981-1980	Manual Steering	K9130	1	S526
Steering Damper Kit				
1981-1979	(Trail Boss)	Front SSD45	1	S526
Tie Rod Adjusting Sleeve				
1981-1979		ES460S	1	S526
Tie Rod End				
1981-1979	(Includes Sunoloy-Coated Metal Bearing To Combine Durability With Smooth Stud Swing) (Includes Sunoloy-Coated Metal Bearing To Combine Durability With Smooth Stud Swing)	Outer ES2194R ‡ Left Inner ES2197R ‡ Right Inner ES2199R	2 1 1	S526 S526 S526

REAR SUSPENSION

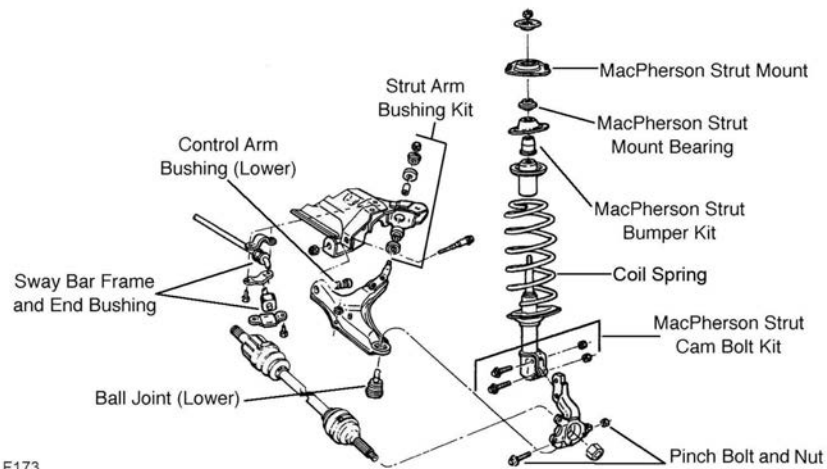


R309

Year	Model/Application	Part	P/C Qty	Figure
Leaf Spring Bushing				
1981-1979	Front	SB334	2	R309
Leaf Spring Shackle Bushing				
1981-1979	Upper Lower	SB345 SB334	2 2	R309 R309
Sway Bar Repair Kit				
1981-1979		K7312	2	

Rampage-DODGE TRUCK

FRONT SUSPENSION



F173

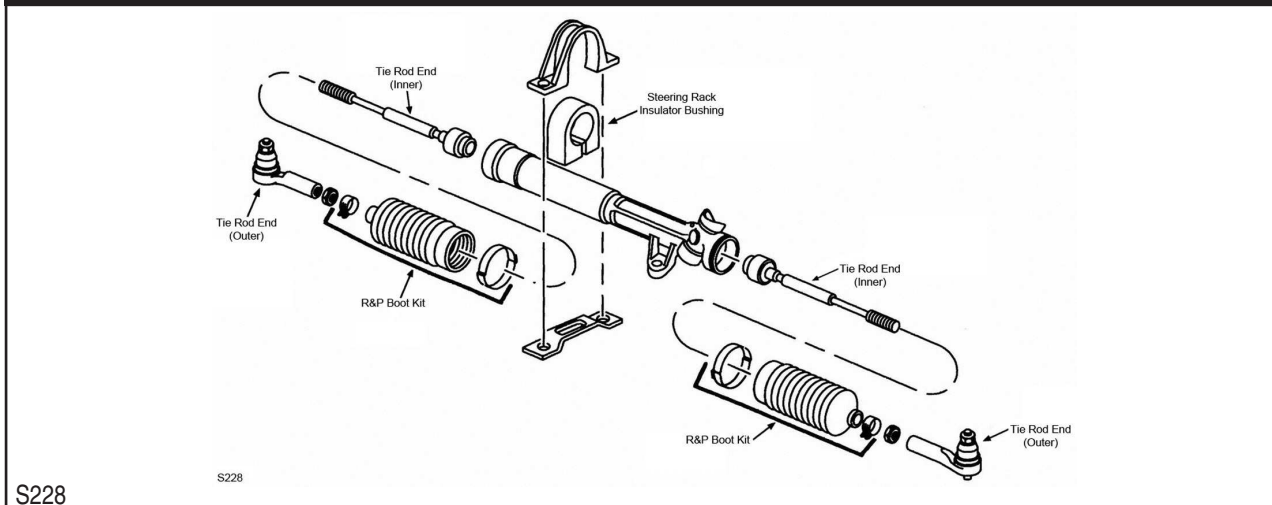
Year	Model/Application	Part	P/C Qty	Figure
Ball Joint				
1984	(Full Ball Stud Provides 360 Degrees Of Smooth Rotation)	Lower	K7147 ‡	2 F173
1983-1982	(Full Ball Stud Provides 360 Degrees Of Smooth Rotation)	Lower	K7115 ‡	2 F173
Control Arm Bushing				
1984-1982		Lower	K7099	2 F173
Control Arm with Ball Joint				
1984-1982	Standard Suspension, (R-Series)	Left Lower	RK621311	1 F173
	Standard Suspension, (R-Series)	Right Lower	RK621312	1 F173
Strut Bumper Bellows				
1984-1982	(Replacement Type, Contains Bumper)		K90460	2 F173
Strut Mount				
1984-1982	(Contains Bearing, Contains Spacer)		K7179	2 F173

DODGE TRUCK-Rampage (Cont.)

FRONT SUSPENSION (Cont.)

Year	Model/Application	Part	P/C Qty	Figure
Strut Rod Bushing				
1984	(Improved Design)	To Arm	K7098	1
	(Improved Design)	To Frame	K7098	1
1983-1982	(Improved Design)	To Frame	K7098	1
Strut Rod Bushing Kit				
1984	(Improved Design)		K7145	1
Sway Bar Bushing				
1984	1-1/16" Sway Bar Diameter	To Arm	K7219	1
	1-1/16" Sway Bar Diameter	To Frame	K7222	1
	15/16" Sway Bar Diameter	To Arm	K7143	1
	15/16" Sway Bar Diameter	To Frame	K7138	1
	3/4" Sway Bar Diameter	To Frame	K7221	1
	7/8" Sway Bar Diameter	To Arm	K7142	1
	7/8" Sway Bar Diameter	To Frame	K7137	1
1983-1982	1" Sway Bar Diameter	To Arm	K7143	1
	1" Sway Bar Diameter, (Contains Thermoplastic Bushings And Universal Mounting Bracket)	To Frame	K8793 ‡	1
	15/16" Sway Bar Diameter	To Arm	K7142	1
	7/8" Sway Bar Diameter	To Frame	K7135	1
	7/8" Sway Bar Diameter, (Contains Thermoplastic Bushings And Universal Mounting Bracket)	To Frame	K8791 ‡	1
Wheel Hub Repair Kit				
1984-1982			518500	2

STEERING



Year	Model/Application	Part	P/C Qty	Figure
Rack & Pinion Boot Kit				
1984-1982	Saginaw Rack Marked 7841002, Power Steering	Left	K6298	1
Steering Rack Insulator Bushing				
1984-1983	Power Steering	Right	K7113	1
1982	Power Steering, (Contains Left And Right Bushings)		K7112	1
Tie Rod End				
1984-1982	(Powdered Metal Gusher Brg. For Better Lubrication)	Outer	ES3008RL ‡	2
	Rack & Pinion Manual, Internally Threaded Racks Or Gears Marked 230, (Full Ball Stud Provides 360 Degrees Of Smooth Rotation)	Inner	EV126 ‡	2
	Rack & Pinion Power, (Full Ball Stud Provides 360 Degrees Of Smooth Rotation)	Inner	EV116 ‡	2

(Cont.) Rampage-DODGE TRUCK

REAR SUSPENSION				
R339				
R339				
Year	Model/Application	Part	P/C Qty	Figure
Leaf Spring Bushing				
1984-1982	Front	K200998	2	R339
Leaf Spring Shackle Bushing				
1984-1982	(Split Type Bushing) (Split Type Bushing)	Upper Lower	K7308 K7308	2 2 R339 R339

T, TA, TAL, TE, TF, TL Series-DODGE TRUCK

FRONT SUSPENSION				
Year	Model/Application	Part	P/C Qty	Figure
T				
King Bolt Set				
1956-1954	9,000 lb. Axle, 1.434" Pin Diameter, 8.500" Length, (Contains Nylon Bushing, Two Keyways)	8519N	1	
TA				
King Bolt Set				
1956-1954	9,000 lb. Axle, 1.434" Pin Diameter, 8.500" Length, (Contains Nylon Bushing, Two Keyways)	8519N	1	
TAL				
King Bolt Set				
1956-1954	9,000 lb. Axle, 1.434" Pin Diameter, 8.500" Length, (Contains Nylon Bushing, Two Keyways)	8519N	1	
TL				
King Bolt Set				
1956-1954	9,000 lb. Axle, 1.434" Pin Diameter, 8.500" Length, (Contains Nylon Bushing, Two Keyways)	8519N	1	
STEERING				
Year	Model/Application	Part	P/C Qty	Figure
T				
Tie Rod End				
1956-1954	5,500 lb. Axle, 6,000 lb. Axle, 1.000" - 16 Threads, 3.750" Length, (Powdered Metal Gusher Brg. For Better Lubrication)	Left Right	ES176L ‡ ES176R ‡	1 1
	8,000 lb. Axle, 9,000 lb. Axle, 1.125" - 12 Threads, 4.88" Length, (Greaseable Socket Reduces Corrosion/Wear)	Left Right	ES187L ‡ ES187R ‡	1 1
	5,500 lb. Axle, 6,000 lb. Axle, 3.750" Length, .875" - 18 Threads, (Greaseable Socket Reduces Corrosion/Wear)	Left Right	ES194L ‡ ES194R ‡	1 1
TA				
Tie Rod End				
1956-1954	5,500 lb. Axle, 6,000 lb. Axle, 1.000" - 16 Threads, 3.750" Length, (Powdered Metal Gusher Brg. For Better Lubrication)	Left	ES176L ‡	1

DODGE TRUCK-T, TA, TAL, TE, TF, TL Series (Cont.)

STEERING (Cont.)

Year	Model/Application	Part	P/C Qty	Figure	
TA					
Tie Rod End					
1956-1954 (Cont.)	5,500 lb. Axle, 6,000 lb. Axle, 1.000" - 16 Threads, 3.750" Length, (Powdered Metal Gusher Brg. For Better Lubrication)	For Right	ES176R ‡	1	
	8,000 lb. Axle, 9,000 lb. Axle, 1.125" - 12 Threads, 4.88" Length, (Greaseable Socket Reduces Corrosion/Wear)	Left	ES187L ‡	1	
	8,000 lb. Axle, 9,000 lb. Axle, 1.125" - 12 Threads, 4.88" Length, (Greaseable Socket Reduces Corrosion/Wear)	Right	ES187R ‡	1	
	5,500 lb. Axle, 6,000 lb. Axle, 3.750" Length, .875" - 18 Threads, (Greaseable Socket Reduces Corrosion/Wear)	Left	ES194L ‡	1	
	5,500 lb. Axle, 6,000 lb. Axle, 3.750" Length, .875" - 18 Threads, (Greaseable Socket Reduces Corrosion/Wear)	Right	ES194R ‡	1	
TAL					
Tie Rod End					
1956-1954	5,500 lb. Axle, 6,000 lb. Axle, 1.000" - 16 Threads, 3.750" Length, (Powdered Metal Gusher Brg. For Better Lubrication)	For Left	ES176L ‡	1	
	5,500 lb. Axle, 6,000 lb. Axle, 1.000" - 16 Threads, 3.750" Length, (Powdered Metal Gusher Brg. For Better Lubrication)	For Right	ES176R ‡	1	
	8,000 lb. Axle, 9,000 lb. Axle, 1.125" - 12 Threads, 4.88" Length, (Greaseable Socket Reduces Corrosion/Wear)	Left	ES187L ‡	1	
	8,000 lb. Axle, 9,000 lb. Axle, 1.125" - 12 Threads, 4.88" Length, (Greaseable Socket Reduces Corrosion/Wear)	Right	ES187R ‡	1	
	5,500 lb. Axle, 6,000 lb. Axle, 3.750" Length, .875" - 18 Threads, (Greaseable Socket Reduces Corrosion/Wear)	Left	ES194L ‡	1	
	5,500 lb. Axle, 6,000 lb. Axle, 3.750" Length, .875" - 18 Threads, (Greaseable Socket Reduces Corrosion/Wear)	Right	ES194R ‡	1	
TL					
Tie Rod End					
1956-1954	5,500 lb. Axle, 6,000 lb. Axle, 1.000" - 16 Threads, 3.750" Length, (Powdered Metal Gusher Brg. For Better Lubrication)	For Left	ES176L ‡	1	
	5,500 lb. Axle, 6,000 lb. Axle, 1.000" - 16 Threads, 3.750" Length, (Powdered Metal Gusher Brg. For Better Lubrication)	For Right	ES176R ‡	1	
	8,000 lb. Axle, 9,000 lb. Axle, 1.125" - 12 Threads, 4.88" Length, (Greaseable Socket Reduces Corrosion/Wear)	Left	ES187L ‡	1	
	8,000 lb. Axle, 9,000 lb. Axle, 1.125" - 12 Threads, 4.88" Length, (Greaseable Socket Reduces Corrosion/Wear)	Right	ES187R ‡	1	
	5,500 lb. Axle, 6,000 lb. Axle, 3.750" Length, .875" - 18 Threads, (Greaseable Socket Reduces Corrosion/Wear)	Left	ES194L ‡	1	
	5,500 lb. Axle, 6,000 lb. Axle, 3.750" Length, .875" - 18 Threads, (Greaseable Socket Reduces Corrosion/Wear)	Right	ES194R ‡	1	

DODGE TRUCK-V, VA, VAL, VF, VG, VH, VL Series

FRONT SUSPENSION

Year	Model/Application	Part	P/C Qty	Figure
V				
King Bolt Set				
1956-1954	9,000 lb. Axle, 1.434" Pin Diameter, 8.500" Length, (Contains Nylon Bushing, Two Keyways)	8519N	1	
VA				
King Bolt Set				
1956-1954	9,000 lb. Axle, 1.434" Pin Diameter, 8.500" Length, (Contains Nylon Bushing, Two Keyways)	8519N	1	
VAL				
King Bolt Set				
1956-1954	9,000 lb. Axle, 1.434" Pin Diameter, 8.500" Length, (Contains Nylon Bushing, Two Keyways)	8519N	1	
VL				
King Bolt Set				
1956-1954	9,000 lb. Axle, 1.434" Pin Diameter, 8.500" Length, (Contains Nylon Bushing, Two Keyways)	8519N	1	
STEERING				
Year	Model/Application	Part	P/C Qty	Figure
V				
Tie Rod End				
1956-1954	5,500 lb. Axle, 6,000 lb. Axle, 1.000" - 16 Threads, 3.750" Length, (Powdered Metal Gusher Brg. For Better Lubrication)	For Left	ES176L ‡	1
	5,500 lb. Axle, 6,000 lb. Axle, 1.000" - 16 Threads, 3.750" Length, (Powdered Metal Gusher Brg. For Better Lubrication)	For Right	ES176R ‡	1

(Cont.) V, VA, VAL, VF, VG, VH, VL Series-DODGE TRUCK

STEERING (Cont.)					
Year	Model/Application	Part	P/C Qty	Figure	
V					
Tie Rod End					
1956-1954 (Cont.)	8,000 lb. Axle, 9,000 lb. Axle, 1.125" - 12 Threads, 4.88" Length, (Greaseable Socket Reduces Corrosion/Wear)	Left ES187L ‡	1		
	8,000 lb. Axle, 9,000 lb. Axle, 1.125" - 12 Threads, 4.88" Length, (Greaseable Socket Reduces Corrosion/Wear)	Right ES187R ‡	1		
	5,500 lb. Axle, 6,000 lb. Axle, 3.750" Length, .875" - 18 Threads, (Greaseable Socket Reduces Corrosion/Wear)	Left ES194L ‡	1		
	5,500 lb. Axle, 6,000 lb. Axle, 3.750" Length, .875" - 18 Threads, (Greaseable Socket Reduces Corrosion/Wear)	Right ES194R ‡	1		
VA					
Tie Rod End					
1956-1954	5,500 lb. Axle, 6,000 lb. Axle, 1.000" - 16 Threads, 3.750" Length, (Powdered Metal Gusher Brg. For Better Lubrication)	Left ES176L ‡	1		
	5,500 lb. Axle, 6,000 lb. Axle, 1.000" - 16 Threads, 3.750" Length, (Powdered Metal Gusher Brg. For Better Lubrication)	Right ES176R ‡	1		
	8,000 lb. Axle, 9,000 lb. Axle, 1.125" - 12 Threads, 4.88" Length, (Greaseable Socket Reduces Corrosion/Wear)	Left ES187L ‡	1		
	8,000 lb. Axle, 9,000 lb. Axle, 1.125" - 12 Threads, 4.88" Length, (Greaseable Socket Reduces Corrosion/Wear)	Right ES187R ‡	1		
	5,500 lb. Axle, 6,000 lb. Axle, 3.750" Length, .875" - 18 Threads, (Greaseable Socket Reduces Corrosion/Wear)	Left ES194L ‡	1		
	5,500 lb. Axle, 6,000 lb. Axle, 3.750" Length, .875" - 18 Threads, (Greaseable Socket Reduces Corrosion/Wear)	Right ES194R ‡	1		
	VAL				
	Tie Rod End				
1956-1954	5,500 lb. Axle, 6,000 lb. Axle, 1.000" - 16 Threads, 3.750" Length, (Powdered Metal Gusher Brg. For Better Lubrication)	Left ES176L ‡	1		
	5,500 lb. Axle, 6,000 lb. Axle, 1.000" - 16 Threads, 3.750" Length, (Powdered Metal Gusher Brg. For Better Lubrication)	Right ES176R ‡	1		
	8,000 lb. Axle, 9,000 lb. Axle, 1.125" - 12 Threads, 4.88" Length, (Greaseable Socket Reduces Corrosion/Wear)	Left ES187L ‡	1		
	8,000 lb. Axle, 9,000 lb. Axle, 1.125" - 12 Threads, 4.88" Length, (Greaseable Socket Reduces Corrosion/Wear)	Right ES187R ‡	1		
	5,500 lb. Axle, 6,000 lb. Axle, 3.750" Length, .875" - 18 Threads, (Greaseable Socket Reduces Corrosion/Wear)	Left ES194L ‡	1		
	5,500 lb. Axle, 6,000 lb. Axle, 3.750" Length, .875" - 18 Threads, (Greaseable Socket Reduces Corrosion/Wear)	Right ES194R ‡	1		
	VL				
	Tie Rod End				
1956-1954	5,500 lb. Axle, 6,000 lb. Axle, 1.000" - 16 Threads, 3.750" Length, (Powdered Metal Gusher Brg. For Better Lubrication)	Left ES176L ‡	1		
	5,500 lb. Axle, 6,000 lb. Axle, 1.000" - 16 Threads, 3.750" Length, (Powdered Metal Gusher Brg. For Better Lubrication)	Right ES176R ‡	1		
	8,000 lb. Axle, 9,000 lb. Axle, 1.125" - 12 Threads, 4.88" Length, (Greaseable Socket Reduces Corrosion/Wear)	Left ES187L ‡	1		
	8,000 lb. Axle, 9,000 lb. Axle, 1.125" - 12 Threads, 4.88" Length, (Greaseable Socket Reduces Corrosion/Wear)	Right ES187R ‡	1		
	5,500 lb. Axle, 6,000 lb. Axle, 3.750" Length, .875" - 18 Threads, (Greaseable Socket Reduces Corrosion/Wear)	Left ES194L ‡	1		
	5,500 lb. Axle, 6,000 lb. Axle, 3.750" Length, .875" - 18 Threads, (Greaseable Socket Reduces Corrosion/Wear)	Right ES194R ‡	1		

Y, YA, YAL, YL Series-DODGE TRUCK

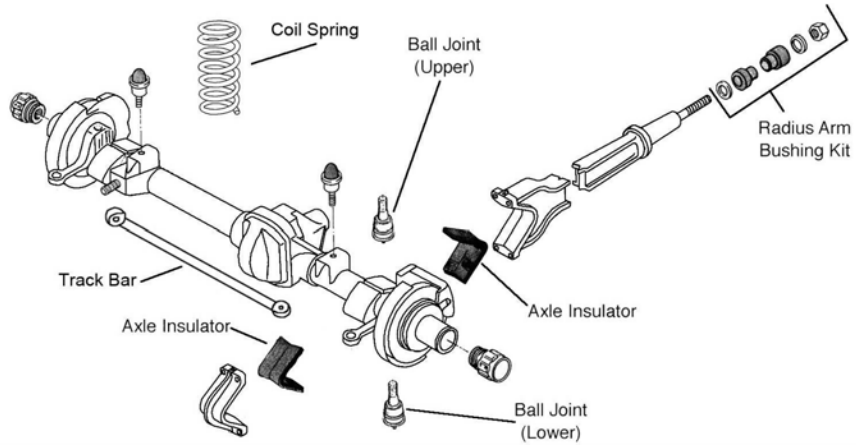
FRONT SUSPENSION				
Year	Model/Application	Part	P/C Qty	Figure
Y				
King Bolt Set				
1956-1954	9,000 lb. Axle, 1.434" Pin Diameter, 8.500" Length, (Contains Nylon Bushing, Two Keyways)	8519N	1	
YA				
King Bolt Set				
1956-1954	9,000 lb. Axle, 1.434" Pin Diameter, 8.500" Length, (Contains Nylon Bushing, Two Keyways)	8519N	1	
YAL				
King Bolt Set				
1956-1954	9,000 lb. Axle, 1.434" Pin Diameter, 8.500" Length, (Contains Nylon Bushing, Two Keyways)	8519N	1	

DODGE TRUCK-Y, YA, YAL, YL Series (Cont.)

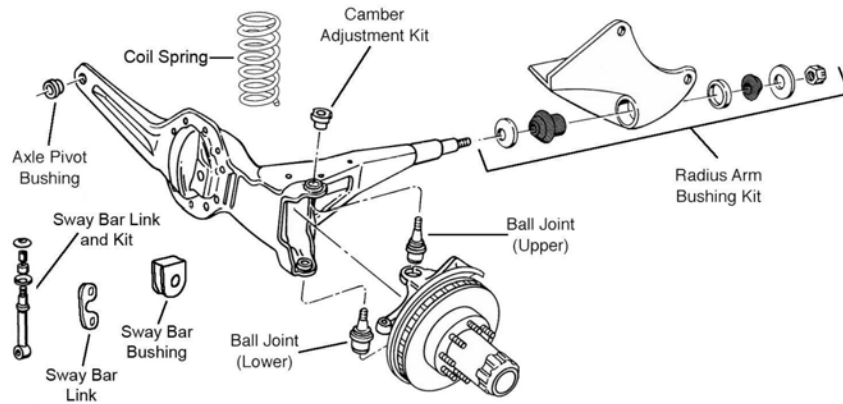
FRONT SUSPENSION (Cont.)

Year	Model/Application	Part	P/C Qty	Figure	
YL					
King Bolt Set					
1956-1954	9,000 lb. Axle, 1.434" Pin Diameter, 8.500" Length, (Contains Nylon Bushing, Two Keyways)	8519N	1		
STEERING					
Year	Model/Application	Part	P/C Qty	Figure	
Y					
Tie Rod End					
1956-1954	5,500 lb. Axle, 6,000 lb. Axle, 1.000" - 16 Threads, 3.750" Length, (Powdered Metal Gusher Brg. For Better Lubrication)	Left ES176L ‡	1		
	5,500 lb. Axle, 6,000 lb. Axle, 1.000" - 16 Threads, 3.750" Length, (Powdered Metal Gusher Brg. For Better Lubrication)	Right ES176R ‡	1		
	8,000 lb. Axle, 9,000 lb. Axle, 1.125" - 12 Threads, 4.88" Length, (Greaseable Socket Reduces Corrosion/Wear)	Left ES187L ‡	1		
	8,000 lb. Axle, 9,000 lb. Axle, 1.125" - 12 Threads, 4.88" Length, (Greaseable Socket Reduces Corrosion/Wear)	Right ES187R ‡	1		
	5,500 lb. Axle, 6,000 lb. Axle, 3.750" Length, .875" - 18 Threads, (Greaseable Socket Reduces Corrosion/Wear)	Left ES194L ‡	1		
	5,500 lb. Axle, 6,000 lb. Axle, 3.750" Length, .875" - 18 Threads, (Greaseable Socket Reduces Corrosion/Wear)	Right ES194R ‡	1		
	YA				
	Tie Rod End				
1956-1954	5,500 lb. Axle, 6,000 lb. Axle, 1.000" - 16 Threads, 3.750" Length, (Powdered Metal Gusher Brg. For Better Lubrication)	Left ES176L ‡	1		
	5,500 lb. Axle, 6,000 lb. Axle, 1.000" - 16 Threads, 3.750" Length, (Powdered Metal Gusher Brg. For Better Lubrication)	Right ES176R ‡	1		
	8,000 lb. Axle, 9,000 lb. Axle, 1.125" - 12 Threads, 4.88" Length, (Greaseable Socket Reduces Corrosion/Wear)	Left ES187L ‡	1		
	8,000 lb. Axle, 9,000 lb. Axle, 1.125" - 12 Threads, 4.88" Length, (Greaseable Socket Reduces Corrosion/Wear)	Right ES187R ‡	1		
	5,500 lb. Axle, 6,000 lb. Axle, 3.750" Length, .875" - 18 Threads, (Greaseable Socket Reduces Corrosion/Wear)	Left ES194L ‡	1		
	5,500 lb. Axle, 6,000 lb. Axle, 3.750" Length, .875" - 18 Threads, (Greaseable Socket Reduces Corrosion/Wear)	Right ES194R ‡	1		
	YAL				
	Tie Rod End				
1956-1954	5,500 lb. Axle, 6,000 lb. Axle, 1.000" - 16 Threads, 3.750" Length, (Powdered Metal Gusher Brg. For Better Lubrication)	Left ES176L ‡	1		
	5,500 lb. Axle, 6,000 lb. Axle, 1.000" - 16 Threads, 3.750" Length, (Powdered Metal Gusher Brg. For Better Lubrication)	Right ES176R ‡	1		
	8,000 lb. Axle, 9,000 lb. Axle, 1.125" - 12 Threads, 4.88" Length, (Greaseable Socket Reduces Corrosion/Wear)	Left ES187L ‡	1		
	8,000 lb. Axle, 9,000 lb. Axle, 1.125" - 12 Threads, 4.88" Length, (Greaseable Socket Reduces Corrosion/Wear)	Right ES187R ‡	1		
	5,500 lb. Axle, 6,000 lb. Axle, 3.750" Length, .875" - 18 Threads, (Greaseable Socket Reduces Corrosion/Wear)	Left ES194L ‡	1		
	5,500 lb. Axle, 6,000 lb. Axle, 3.750" Length, .875" - 18 Threads, (Greaseable Socket Reduces Corrosion/Wear)	Right ES194R ‡	1		
	YL				
	Tie Rod End				
1956-1954	5,500 lb. Axle, 6,000 lb. Axle, 1.000" - 16 Threads, 3.750" Length, (Powdered Metal Gusher Brg. For Better Lubrication)	Left ES176L ‡	1		
	5,500 lb. Axle, 6,000 lb. Axle, 1.000" - 16 Threads, 3.750" Length, (Powdered Metal Gusher Brg. For Better Lubrication)	Right ES176R ‡	1		
	8,000 lb. Axle, 9,000 lb. Axle, 1.125" - 12 Threads, 4.88" Length, (Greaseable Socket Reduces Corrosion/Wear)	Left ES187L ‡	1		
	8,000 lb. Axle, 9,000 lb. Axle, 1.125" - 12 Threads, 4.88" Length, (Greaseable Socket Reduces Corrosion/Wear)	Right ES187R ‡	1		
	5,500 lb. Axle, 6,000 lb. Axle, 3.750" Length, .875" - 18 Threads, (Greaseable Socket Reduces Corrosion/Wear)	Left ES194L ‡	1		
	5,500 lb. Axle, 6,000 lb. Axle, 3.750" Length, .875" - 18 Threads, (Greaseable Socket Reduces Corrosion/Wear)	Right ES194R ‡	1		

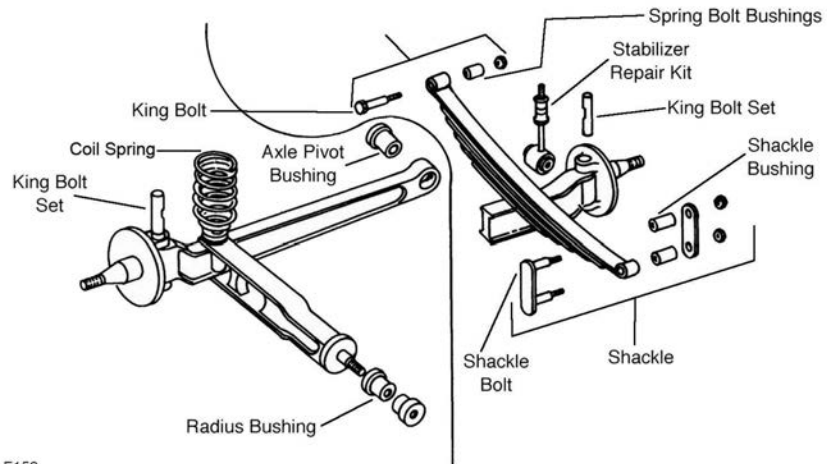
FRONT SUSPENSION



F150



F151

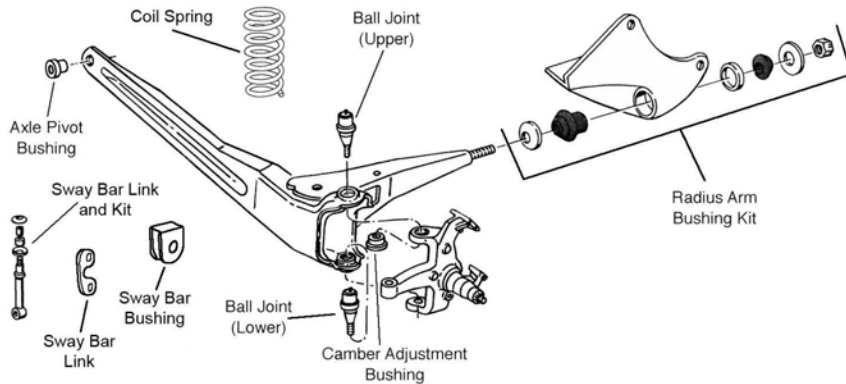


F152

F152

FORD TRUCK-100, 150 Series - 1/2 Ton (Cont.)

FRONT SUSPENSION (Cont.)



F174

Year	Model/Application	Part	P/C Qty	Figure
1GA				
King Bolt Set				
1942	.8120" X 5.860", (Contains Metal Bushing) .822" X 5.860", (Contains Metal Bushing, Oversize, One Keyway)	8350B 8440B	1 1	F152 F152
Leaf Spring Shackle Bushing				
1942		Upper Lower	K201105 K201115	2 2 F152 F152
2GC				
King Bolt Set				
1942	.8120" X 5.860", (Contains Metal Bushing) .822" X 5.860", (Contains Metal Bushing, Oversize, One Keyway)	8350B 8440B	1 1	F152 F152
Leaf Spring Shackle Bushing				
1942		Upper Lower	K201105 K201115	2 2 F152 F152
2NC				
King Bolt Set				
1942	.8120" X 5.860", (Contains Metal Bushing) .822" X 5.860", (Contains Metal Bushing, Oversize, One Keyway)	8350B 8440B	1 1	F152 F152
Leaf Spring Shackle Bushing				
1942		Upper Lower	K201105 K201115	2 2 F152 F152
6GC				
King Bolt Set				
1947-1946	.8120" X 5.860", (Contains Metal Bushing) .822" X 5.860", (Contains Metal Bushing, Oversize, One Keyway)	8350B 8440B	1 1	F152 F152
Leaf Spring Shackle Bushing				
1947-1946		Upper Lower	K201105 K201115	2 2 F152 F152
21A				
King Bolt Set				
1942	.8120" X 5.860", (Contains Metal Bushing) .822" X 5.860", (Contains Metal Bushing, Oversize, One Keyway)	8350B 8440B	1 1	F152 F152
Leaf Spring Shackle Bushing				
1942		Upper Lower	K201105 K201115	2 2 F152 F152
21C				
King Bolt Set				
1942	.8120" X 5.860", (Contains Metal Bushing) .822" X 5.860", (Contains Metal Bushing, Oversize, One Keyway)	8350B 8440B	1 1	F152 F152
Leaf Spring Shackle Bushing				
1942		Upper Lower	K201105 K201115	2 2 F152 F152
29A				
King Bolt Set				
1942	.8120" X 5.860", (Contains Metal Bushing) .822" X 5.860", (Contains Metal Bushing, Oversize, One Keyway)	8350B 8440B	1 1	F152 F152

(Cont.) 100, 150 Series - 1/2 Ton-FORD TRUCK

FRONT SUSPENSION (Cont.)				
Year	Model/Application	Part	P/C Qty	Figure
29A				
Leaf Spring Shackle Bushing				
1942		Upper Lower	K201105 K201115	2 2 F152 F152
29C				
King Bolt Set				
1942	.8120" X 5.860", (Contains Metal Bushing) .822" X 5.860", (Contains Metal Bushing, Oversize, One Keyway)		8350B 8440B	1 1 F152 F152
Leaf Spring Shackle Bushing				
1942		Upper Lower	K201105 K201115	2 2 F152 F152
59C				
King Bolt Set				
1945	.8120" X 5.860", (Contains Metal Bushing) .822" X 5.860", (Contains Metal Bushing, Oversize, One Keyway)		8350B 8440B	1 1 F152 F152
Leaf Spring Shackle Bushing				
1945		Upper Lower	K201105 K201115	2 2 F152 F152
69C				
King Bolt Set				
1947-1946	.8120" X 5.860", (Contains Metal Bushing) .822" X 5.860", (Contains Metal Bushing, Oversize, One Keyway)		8350B 8440B	1 1 F152 F152
Leaf Spring Shackle Bushing				
1947-1946		Upper Lower	K201105 K201115	2 2 F152 F152
1/2 Ton				
King Bolt Set				
1944-1943	.8120" X 5.860", (Contains Metal Bushing) .822" X 5.860", (Contains Metal Bushing, Oversize, One Keyway)		8350B 8440B	1 1 F152 F152
Leaf Spring Shackle Bushing				
1944-1943		Upper Lower	K201105 K201115	2 2 F152 F152
Club Wagon E100				
Front Axle Pivot Bushing				
1983-1975	5/8" Bolt, (Standard Design) 5/8" Bolts, (High Quality Elastomer For Durability And Performance) 9/16" Bolts		K8300 K8621 ‡ K8672	2 1 2 F152 F152 F152
1974-1969	Twin I-beam Axle		K8095	2 F152
King Bolt Set				
1983-1975	.8593" X 6.670", (Contains Metal Bushing) .8593" X 6.670", (Contains Nylon Bushing)		8551B 8551N	1 1 F152 F152
1967-1964	2150 Lb Axle, .7410" X 4.910", (Contains Metal Bushing)		8485B	1 F152
1963-1962	1900, 2050, Or 2150 Lb Axle, .7410" X 6.220", (Contains Metal Bushing)		8470B	1 F152
Radius Arm Bushing Kit				
1983-1978	(Improved Design, Contains Thermoplastic Bushing For Heat Resistance, Design Allows Ease Of Installation) (Standard Design)		K80005 ‡ K8268	1 1 F152 F152
1977	From Serial Number Y60001, (Contains Thermoplastic Bushing For Heat Resistance, Design Allows Ease Of Installation) From Serial Number Y60001, (Standard Design) Thru Serial Number Y60001, (Improved Design Kit With Thermoplastic For Heat Resistance) Thru Serial Number Y60001, (Improved Design, Contains Washers) Thru Serial Number Y60001, (Standard Design)		K80005 ‡ K8268 K80004 ‡ K8146 K8101	1 1 1 1 2 F152 F152 F152 F152 F152
1976-1969	(Improved Design Kit With Thermoplastic For Heat Resistance) (Improved Design, Contains Washers) (Standard Design)		K80004 ‡ K8146 K8101	1 1 2 F152 F152 F152
Radius Arm Hardware Kit				
1983-1969	(10 Per Package, Self Locking Nut)		K4006	1 F152
Sway Bar Bushing				
1983-1975	1" Sway Bar Diameter	To Frame	K8653	1 F152
Sway Bar Link				
1983-1975	(Complete Kit, Contains Thermoplastic Bushing For Both Ends Of Link)		K8625 ‡	2 F152

FORD TRUCK-100, 150 Series - 1/2 Ton (Cont.)

FRONT SUSPENSION (Cont.)

Year	Model/Application	Part	P/C Qty	Figure
Club Wagon E100				
Sway Bar Repair Kit				
1983-1975	(Contains Thermoplastic Bushing For Threaded Rod End) (Link Not Included, Contains Thermoplastic Bushing For Both Ends Of Link)	K8434 ‡ K8657	2 1	F152 F152
Club Wagon E150				
Front Axle Pivot Bushing				
1990-1975	5/8" Bolt, (Standard Design) 5/8" Bolts, (High Quality Elastomer For Durability And Performance) 9/16" Bolts	K8300 K8621 ‡ K8672	2 1 2	F152 F152 F152
King Bolt Set				
1990-1975	.8593" X 6.670", (Contains Metal Bushing) .8593" X 6.670", (Contains Nylon Bushing)	8551B 8551N	1 1	F152 F152
Radius Arm Bushing Kit				
1990-1978	(Improved Design, Contains Thermoplastic Bushing For Heat Resistance, Design Allows Ease Of Installation) (Standard Design)	K80005 ‡ K8268	1 1	F152 F152
1977	From Serial Number Y60001, (Contains Thermoplastic Bushing For Heat Resistance, Design Allows Ease Of Installation) From Serial Number Y60001, (Standard Design) Thru Serial Number Y60001, (Improved Design Kit With Thermoplastic For Heat Resistance) Thru Serial Number Y60001, (Improved Design, Contains Washers) Thru Serial Number Y60001, (Standard Design)	K80005 ‡ K8268 K80004 ‡ K8146 K8101	1 1 1 1 2	F152 F152 F152 F152 F152
1976-1975	(Improved Design Kit With Thermoplastic For Heat Resistance) (Improved Design, Contains Washers) (Standard Design)	K80004 ‡ K8146 K8101	1 1 2	F152 F152 F152
Radius Arm Hardware Kit				
1990-1975	(10 Per Package, Self Locking Nut)	K4006	1	F152
Sway Bar Bushing				
1990-1975	1" Sway Bar Diameter To Frame 1-1/16" Sway Bar Diameter To Frame 1-1/8" Sway Bar Diameter, (Improved Design Bushing With Premium Rubber Material And Synthetic Fabric Lining Lasts Longer And Eliminates Noise) To Frame 1-1/8" Sway Bar Diameter, (Standard Design) To Frame 1-3/16" Sway Bar Diameter, (Improved Design Bushing With Premium Rubber Material And Synthetic Fabric Lining Lasts Longer And Eliminates Noise) To Frame 1-3/16" Sway Bar Diameter, (Standard Design) To Frame 15/16" Sway Bar Diameter To Frame 7/8" Sway Bar Diameter To Frame	K8653 K8654 K201624 ‡ K8655 K201625 ‡ K8656 K8652 K8651	1 1 1 1 1 1 1 1	F152 F152 F152 F152 F152 F152 F152 F152
Sway Bar Link				
1990-1975	(Complete Kit, Contains Thermoplastic Bushing For Both Ends Of Link)	K8625 ‡	2	F152
Sway Bar Repair Kit				
1990-1975	(Contains Thermoplastic Bushing For Threaded Rod End) (Link Not Included, Contains Thermoplastic Bushing For Both Ends Of Link)	K8434 ‡ K8657	2 1	F152 F152
E100 Pickup				
King Bolt Set				
1967-1964	2150 Lb Axle, .7410" X 4.910", (Contains Metal Bushing)	8485B	1	F152
1963-1961	1900, 2050, Or 2150 Lb Axle, .7410" X 6.220", (Contains Metal Bushing)	8470B	1	F152
E100 Station Bus				
King Bolt Set				
1965-1964	2150 Lb Axle, .7410" X 4.910", (Contains Metal Bushing)	8485B	1	F152
1963-1961	1900, 2050, Or 2150 Lb Axle, .7410" X 6.220", (Contains Metal Bushing)	8470B	1	F152
Econoline E100				
Front Axle Pivot Bushing				
1983-1975	5/8" Bolt, (Standard Design) 5/8" Bolts, (High Quality Elastomer For Durability And Performance) 9/16" Bolts	K8300 K8621 ‡ K8672	2 1 2	F152 F152 F152
1974-1969	Twin I-beam Axle	K8095	2	F152
King Bolt Set				
1983-1975	.8593" X 6.670", (Contains Metal Bushing) .8593" X 6.670", (Contains Nylon Bushing)	8551B 8551N	1 1	F152 F152
1967-1964	2150 Lb Axle, .7410" X 4.910", (Contains Metal Bushing)	8485B	1	F152
1963-1961	1900, 2050, Or 2150 Lb Axle, .7410" X 6.220", (Contains Metal Bushing)	8470B	1	F152

(Cont.) 100, 150 Series - 1/2 Ton-FORD TRUCK

FRONT SUSPENSION (Cont.)

Year	Model/Application	Part	P/C Qty	Figure
Econoline E100				
Radius Arm Bushing Kit				
1983-1978	(Improved Design, Contains Thermoplastic Bushing For Heat Resistance, Design Allows Ease Of Installation) (Standard Design)	K80005 ‡ K8268	1 1	F152 F152
1977	From Serial Number Y60001, (Improved Design, Contains Thermoplastic Bushing For Heat Resistance, Design Allows Ease Of Installation) From Serial Number Y60001, (Standard Design) Thru Serial Number Y60001, (Improved Design Kit With Thermoplastic For Heat Resistance) Thru Serial Number Y60001, (Improved Design, Contains Washers) Thru Serial Number Y60001, (Standard Design)	K80005 ‡ K8268 K80004 ‡ K8146 K8101	1 1 1 1 2	F152 F152 F152 F152 F152
1976-1969	(Improved Design Kit With Thermoplastic For Heat Resistance) (Improved Design, Contains Washers) (Standard Design)	K80004 ‡ K8146 K8101	1 1 2	F152 F152 F152
Radius Arm Hardware Kit				
1983-1969	(10 Per Package, Self Locking Nut)	K4006	1	F152
Sway Bar Bushing				
1983-1975	1" Sway Bar Diameter To Frame	K8653	1	F152
Sway Bar Link				
1983-1975	(Complete Kit, Contains Thermoplastic Bushing For Both Ends Of Link)	K8625 ‡	2	F152
Sway Bar Repair Kit				
1983-1975	(Contains Thermoplastic Bushing For Threaded Rod End) (Link Not Included, Contains Thermoplastic Bushing For Both Ends Of Link)	K8434 ‡ K8657	2 1	F152 F152
Econoline E150				
Front Axle Pivot Bushing				
1990-1975	5/8" Bolt, (Standard Design) 5/8" Bolts, (High Quality Elastomer For Durability And Performance) 9/16" Bolts	K8300 K8621 ‡ K8672	2 1 2	F152 F152 F152
King Bolt Set				
1990-1975	.8593" X 6.670", (Contains Metal Bushing) .8593" X 6.670", (Contains Nylon Bushing)	8551B 8551N	1 1	F152 F152
Radius Arm Bushing Kit				
1990-1978	(Improved Design, Contains Thermoplastic Bushing For Heat Resistance, Design Allows Ease Of Installation) (Standard Design)	K80005 ‡ K8268	1 1	F152 F152
1977	From Serial Number Y60001, (Improved Design, Contains Thermoplastic Bushing For Heat Resistance, Design Allows Ease Of Installation) From Serial Number Y60001, (Standard Design) Thru Serial Number Y60001, (Improved Design Kit With Thermoplastic For Heat Resistance) Thru Serial Number Y60001, (Improved Design, Contains Washers) Thru Serial Number Y60001, (Standard Design)	K80005 ‡ K8268 K80004 ‡ K8146 K8101	1 1 1 1 2	F152 F152 F152 F152 F152
1976-1975	(Improved Design Kit With Thermoplastic For Heat Resistance) (Improved Design, Contains Washers) (Standard Design)	K80004 ‡ K8146 K8101	1 1 2	F152 F152 F152
Radius Arm Hardware Kit				
1990-1975	(10 Per Package, Self Locking Nut)	K4006	1	F152
Sway Bar Bushing				
1990-1975	1" Sway Bar Diameter To Frame 1-1/16" Sway Bar Diameter To Frame 1-1/8" Sway Bar Diameter, (Improved Design Bushing With Premium Rubber Material And Synthetic Fabric Lining Lasts Longer And Eliminates Noise) To Frame 1-1/8" Sway Bar Diameter, (Standard Design) To Frame 1-3/16" Sway Bar Diameter, (Improved Design Bushing With Premium Rubber Material And Synthetic Fabric Lining Lasts Longer And Eliminates Noise) To Frame 1-3/16" Sway Bar Diameter, (Standard Design) To Frame 15/16" Sway Bar Diameter To Frame 7/8" Sway Bar Diameter To Frame	K8653 K8654 K201624 ‡ K8655 K201625 ‡ K8656 K8652 K8651	1 1 1 1 1 1 1 1	F152 F152 F152 F152 F152 F152 F152 F152
Sway Bar Link				
1990-1975	(Complete Kit, Contains Thermoplastic Bushing For Both Ends Of Link)	K8625 ‡	2	F152
Sway Bar Repair Kit				
1990-1975	(Contains Thermoplastic Bushing For Threaded Rod End) (Link Not Included, Contains Thermoplastic Bushing For Both Ends Of Link)	K8434 ‡ K8657	2 1	F152 F152
F1				
King Bolt Set				
1952-1948	.8120" X 5.860", (Contains Metal Bushing) .822" X 5.860", (Contains Metal Bushing, Oversize, One Keyway)	8350B 8440B	1 1	F152 F152

FORD TRUCK-100, 150 Series - 1/2 Ton (Cont.)

FRONT SUSPENSION (Cont.)

Year	Model/Application	Part	P/C Qty	Figure
F1				
Leaf Spring Shackle				
1952-1948		K150367	2	F152
F100				
Axle Insulator				
1976-1966	Four Wheel Drive (4X4)	At Axle End K8296	2	F150
Ball Joint				
1983	(Powdered Metal Gusher Brg. For Better Lubrication)	Lower	K8195T ‡	2 F174
1983-1981	(Powdered Metal Gusher Brg. For Better Lubrication)	Upper	K8412T ‡	2 F174
1982	4700 Lb GVW, Power Brakes, (Powdered Metal Gusher Brg. For Better Lubrication) Power, 5000 And 5150 Lb GVW, I-Beam Front Axle, (Powdered Metal Gusher Brg. For Better Lubrication)	Lower	K8411 ‡	2 F174
		Lower	K8195T ‡	2 F174
1981	4700 Lb GVW, From 8/81, Power Brakes, (Powdered Metal Gusher Brg. For Better Lubrication) Power, 5000 And 5150 Lb GVW, From 8/4/81, I-Beam Front Axle, (Powdered Metal Gusher Brg. For Better Lubrication)	Lower	K8411 ‡	2 F174
		For Lower	K8195T ‡	2 F174
1976-1971	Four Wheel Drive (4X4), (Powdered Metal Gusher Brg. For Better Lubrication) Four Wheel Drive (4X4), (Powdered Metal Gusher Brg. For Better Lubrication)	Upper	K8194T ‡	2 F150
		Lower	K8195T ‡	2 F150
Ball Joint Bushing Extractor and Installer				
1976-1966	Four Wheel Drive (4X4)	T40207	1	
Front Axle Pivot Bushing				
1983	5/8" Bolts, From 6/83, (High Quality Elastomer For Durability And Performance) Forged Axle, From 6/83 Thru 5/31/83 Thru 5/31/83, (Problem Solver Kit)		K8621 ‡	1 F174
			K8672	2 F174
			K8292	2 F174
			K8620	1 F174
1982	(Problem Solver Kit)		K8292	2 F174
			K8620	1 F174
1981	Forged Axle, Thru 8/3/81 From 8/4/81, Stamped Axle From 8/4/81, Stamped Axle, (Problem Solver Kit)		K8672	2 F152
			K8292	2 F174
			K8620	1 F174
1980	Forged Axle		K8672	2 F152
1979-1977	Forged I-Beam Axle		K8095	2 F152
1979-1975	5/8" Bolts, (High Quality Elastomer For Durability And Performance)		K8621 ‡	1 F152
1976-1965	Two Wheel Drive (4x2), Forged I-Beam Axle		K8095	2 F152
King Bolt Set				
1981	4700 Lb GVW, Power Brakes, Thru 8/81, .8593" X 6.670", (Contains Metal Bushing) 4700 Lb GVW, Power Brakes, Thru 8/81, .8593" X 6.670", (Contains Nylon Bushing)		8551B	1 F152
			8551N	1 F152
1981-1980	5000 And 5150 Lb GVW, Manual Brakes, 1.0540" X 6.969", (Contains Metal Bushing)		8589B	1 F152
1980	4700 Lb GVW, Power Brakes, .8593" X 6.670", (Contains Metal Bushing) 4700 Lb GVW, Power Brakes, .8593" X 6.670", (Contains Nylon Bushing)		8551B	1 F152
			8551N	1 F152
1979-1977	.8593" X 6.483", (Contains Metal Bushing) .8593" X 6.483", (Contains Nylon Bushing)		8540B	1 F152
			8540N	1 F152
1976-1975	Two Wheel Drive (4x2), .8593" X 6.483", (Contains Metal Bushing) Two Wheel Drive (4x2), .8593" X 6.483", (Contains Nylon Bushing)		8540B	1 F152
			8540N	1 F152
1974-1968	Two Wheel Drive (4x2), 3000 Lb Axle, .8592" X 6.353", (Contains Nylon Bushing)		8524N	1 F152
1974-1966	Two Wheel Drive (4x2), .8592" X 6.353", (Contains Metal Bushing) Two Wheel Drive (4x2), .8692" X 6.353", (Contains Metal Bushing, Oversize)		8524B	1 F152
			8524B010	1 F152
1967-1966	Two Wheel Drive (4x2), 2600 Lb Axle, .8592" X 6.353", (Contains Nylon Bushing)		8524N	1 F152
1965	2600 Lb Axle Stamped C5TA3008 Or 9D, .8592" X 6.353", (Contains Metal Bushing) 2600 Lb Axle Stamped C5TA3008 Or 9D, .8592" X 6.353", (Contains Nylon Bushing) Two Wheel Drive (4x2), 2600 Lb Axle, Late Design, .8592" X 6.353", (Contains Nylon Bushing)		8496B	1 F152
			8496N	1 F152
			8524N	1 F152
1964-1960	Two Wheel Drive (4x2), .8590" X 6.540", (Contains Metal Bushing) Two Wheel Drive (4x2), .8590" X 6.540", (Contains Thrust Washers)		8455B	1 F152
			8455T	1 F152
1964-1957	2600 Lb Axle, .8690" X 6.540", (Contains Metal Bushing, Oversize)		8455B010	1 F152
1956-1953	.8590" X 5.860", (Contains Metal Bushing)		8430B	1 F152
Leaf Spring Bolt				
1964-1961	Four Wheel Drive (4X4) Four Wheel Drive (4X4)	Front	K150304	2
		Rear	K150304	4
1960-1957		Front	K150353	2 F152
Leaf Spring Bolt Kit				
1964-1961	Two Wheel Drive (4x2)	Rear	K150309	2 F152
Leaf Spring Bushing				
1964-1961	Four Wheel Drive (4X4)	Front	K201110	2
1960-1959	Four Wheel Drive (4X4)	Rear	K200950	2 F152

(Cont.) 100, 150 Series - 1/2 Ton-FORD TRUCK

FRONT SUSPENSION (Cont.)				
Year	Model/Application	Part	P/C Qty	Figure
F100				
Leaf Spring Bushing				
1960-1957	Two Wheel Drive (4x2)	Rear	K200948	2 F152
Leaf Spring Shackle				
1964-1961	Two Wheel Drive (4x2)		K150316	2 F152
1955-1953			K150315	2 F152
Leaf Spring Shackle Bolt				
1964-1961	Two Wheel Drive (4x2)	Upper Front	K150353	2 F152
	Two Wheel Drive (4x2)	Lower Front	K150354	2 F152
1960-1957		Upper Rear	K150353	2 F152
		Lower Rear	K150353	2 F152
Leaf Spring Shackle Bushing				
1964-1961	Four Wheel Drive (4X4)	Lower	K201110	2
	Two Wheel Drive (4x2)	Upper	K200948	2 F152
	Two Wheel Drive (4x2)	Lower	K200950	2 F152
1956-1953		Upper	K201105	2 F152
		Lower	K201115	2 F152
Radius Arm Bracket				
1983	(Replaces Worn Radius Arm Mounting Bracket)	Right	K8777 ‡	1 F174
1983-1982	(Replaces Worn Radius Arm Mounting Bracket)	Left	K8776 ‡	1 F174
1982	(Replaces Worn Radius Arm Mounting Bracket)	Right	K8777 ‡	1 F152, F174
1981	(Replaces Worn Radius Arm Mounting Bracket)	Left	K8776 ‡	1 F152, F174
	(Replaces Worn Radius Arm Mounting Bracket)	Right	K8777 ‡	1 F152, F174
1980	(Replaces Worn Radius Arm Mounting Bracket)	Left	K8776 ‡	1 F152
	(Replaces Worn Radius Arm Mounting Bracket)	Right	K8777 ‡	1 F152
Radius Arm Bushing Kit				
1983-1982	(Improved Design)		K8359	1 F174
	(Improved Design Kit With Thermoplastic For Heat Resistance, Design Allows Ease Of Installation)		K80006 ‡	1 F174
1981	(Improved Design Kit With Thermoplastic For Heat Resistance, Design Allows Ease Of Installation)		K80006 ‡	1 F152, F174
	From 11/80, (Improved Design)		K8359	1 F152, F174
	Plastic Spacer Rings On Frame Bracket, Thru 10/80, (Improved Design)		K8295	1 F152, F174
1980	(Improved Design Kit With Thermoplastic For Heat Resistance, Design Allows Ease Of Installation)		K80006 ‡	1 F152
1980-1977	Plastic Spacer Rings On Frame Bracket, (Improved Design)		K8295	1 F152
1979	From 2/1/79, (Improved Design Kit With Thermoplastic For Heat Resistance, Design Allows Ease Of Installation)		K80006 ‡	1 F152
	Thru 1/79, (Improved Design Kit With Thermoplastic For Heat Resistance)		K80004 ‡	1 F152
	Thru 1/79, (Standard Design)		K8101	2 F152
	Welded Steel Washers On Frame Bracket, Thru 1/79, (Improved Design, Contains Washers)		K8146	1 F152
1978-1977	(Improved Design Kit With Thermoplastic For Heat Resistance)		K80004 ‡	1 F152
	(Standard Design)		K8101	2 F152
	Welded Steel Washers On Frame Bracket, (Improved Design, Contains Washers)		K8146	1 F152
1976-1975	Two Wheel Drive (4x2), Plastic Spacer Rings On Frame Bracket, (Improved Design)		K8295	1 F152
	Two Wheel Drive (4x2), Welded Steel Washers On Frame Bracket, (Improved Design, Contains Washers)		K8146	1 F152
1976-1966	Four Wheel Drive (4X4), (Standard Design)		K8101	2 F150
	Two Wheel Drive (4x2), (Standard Design)		K8101	2 F152
1976-1965	Four Wheel Drive (4X4), (Improved Design Kit With Thermoplastic For Heat Resistance)		K80004 ‡	1 F150
	Four Wheel Drive (4X4), (Improved Design, Contains Washers)		K8146	1 F150
	Two Wheel Drive (4x2), (Improved Design Kit With Thermoplastic For Heat Resistance)		K80004 ‡	1 F152
1974-1965	Two Wheel Drive (4x2), (Improved Design, Contains Washers)		K8146	1 F152
Radius Arm Hardware Kit				
1983-1982	(10 Per Package, Self Locking Nut)		K4006	1 F174
1981	(10 Per Package, Self Locking Nut)		K4006	1 F152, F174
1980-1976	(10 Per Package, Self Locking Nut)		K4006	1 F152
1975-1965	Two Wheel Drive (4x2), (10 Per Package, Self Locking Nut)		K4006	1 F152
Sway Bar Repair Kit				
1983-1982	(Contains Thermoplastic Bushing For Threaded Rod End)		K8434 ‡	2 F174
	(Link Not Included, Contains Thermoplastic Bushing For Both Ends Of Link)		K8657	1 F174
1981	(Contains Thermoplastic Bushing For Threaded Rod End)		K8434 ‡	2 F152, F174
	(Link Not Included, Contains Thermoplastic Bushing For Both Ends Of Link)		K8657	1 F152, F174
1980	(Contains Thermoplastic Bushing For Threaded Rod End)		K8434 ‡	2 F152
	(Link Not Included, Contains Thermoplastic Bushing For Both Ends Of Link)		K8657	1 F152
Track Bar Bushing				
1976-1966	Four Wheel Drive (4X4), (2 Piece Bushing)		K8447 ‡	1 F150

FORD TRUCK-100, 150 Series - 1/2 Ton (Cont.)

FRONT SUSPENSION (Cont.)

Year	Model/Application	Part	P/C Qty	Figure
F150				
Axle Insulator				
1979-1976	Four Wheel Drive (4X4)	At Axle End	K8296	2 F150
Ball Joint				
1990-1987	Two Wheel Drive (4x2), (Powdered Metal Gusher Brg. For Better Lubrication) Two Wheel Drive (4x2), (Powdered Metal Gusher Brg. For Better Lubrication, New Pre-Installed Integral Dust Boot Eases Installation, New And Original Designs Can Be Installed)	Upper	K8432T ‡	2 F174
		Lower	K8431T ‡	2 F174
1990-1980	Four Wheel Drive (4X4), (Powdered Metal Gusher Brg. For Better Lubrication) Four Wheel Drive (4X4), (Powdered Metal Gusher Brg. For Better Lubrication)	Upper	K80026 ‡	2 F151
		Lower	K8195T ‡	2 F151
1986-1982	Two Wheel Drive (4x2), (Powdered Metal Gusher Brg. For Better Lubrication) Two Wheel Drive (4x2), (Powdered Metal Gusher Brg. For Better Lubrication)	Upper	K8412T ‡	2 F174
		Lower	K8195T ‡	2 F174
1981	Two Wheel Drive (4x2), From 8/81, (Powdered Metal Gusher Brg. For Better Lubrication) Two Wheel Drive (4x2), From 8/81, (Powdered Metal Gusher Brg. For Better Lubrication)	Upper	K8412T ‡	2 F174
		Lower	K8195T ‡	2 F174
1979-1976	Four Wheel Drive (4X4), (Powdered Metal Gusher Brg. For Better Lubrication) Four Wheel Drive (4X4), (Powdered Metal Gusher Brg. For Better Lubrication)	Upper	K8194T ‡	2 F150
		Lower	K8195T ‡	2 F150
Ball Joint Bushing Extractor and Installer				
1979-1976	Four Wheel Drive (4X4)		T40207	1
Front Axle Pivot Bushing				
1990-1987	Two Wheel Drive (4x2), 1/2" Bolt Two Wheel Drive (4x2), 5/8" Bolt, (Standard Design)		K8672	2 F174
			K8300	2 F174
1990-1983	Four Wheel Drive (4X4) Four Wheel Drive (4X4), (Problem Solver Kit)		K8292	2 F151
			K8620	1 F151
1986-1984	Two Wheel Drive (4x2), 5/8" Bolts, (High Quality Elastomer For Durability And Performance) Two Wheel Drive (4x2), Forged Axle		K8621 ‡	1 F174
			K8672	2 F174
1983	Two Wheel Drive (4x2), 5/8" Bolts, From 6/83, (High Quality Elastomer For Durability And Performance) Two Wheel Drive (4x2), Forged Axle, From 6/83 Two Wheel Drive (4x2), Thru 5/31/83 Two Wheel Drive (4x2), Thru 5/31/83, (Problem Solver Kit)		K8621 ‡	1 F174
			K8672	2 F174
			K8292	2 F174
			K8620	1 F174
1982	(Problem Solver Kit)		K8292	2 F151, F174
			K8620	1 F151, F174
1981	Two Wheel Drive (4x2), Ball Joint Suspension, From 8/4/81 Two Wheel Drive (4x2), Ball Joint Suspension, From 8/4/81, (Problem Solver Kit) Two Wheel Drive (4x2), Forged Axle, Thru 8/81 Two Wheel Drive (4x2), King Bolt Suspension, 5/8" Bolts, Thru 8/3/81, (High Quality Elastomer For Durability And Performance)		K8292	2 F174
			K8620	1 F174
			K8672	2 F152
			K8621 ‡	1 F152
1981-1980	Four Wheel Drive (4X4) Four Wheel Drive (4X4), (Problem Solver Kit)		K8292	2 F151
			K8620	1 F151
1980	Two Wheel Drive (4x2), 5/8" Bolts, (High Quality Elastomer For Durability And Performance) Two Wheel Drive (4x2), Forged Axle		K8621 ‡	1 F152
			K8672	2 F152
1979-1976	Two Wheel Drive (4x2), Forged I-Beam Axle		K8095	2 F152
1975	Forged I-Beam Axle		K8095	2 F152
King Bolt Set				
1981	Two Wheel Drive (4x2), Thru 8/4/81, 4700 Lb GVW, Forged Axle, .8593" X 6.670", (Contains Metal Bushing) Two Wheel Drive (4x2), Thru 8/4/81, 4700 Lb GVW, Forged Axle, .8593" X 6.670", (Contains Nylon Bushing) Two Wheel Drive (4x2), Thru 8/81, Twin I-beam Axle, 1.0540" X 6.969", (Contains Metal Bushing)		8551B	1 F152
			8551N	1 F152
			8589B	1 F152
1980	Two Wheel Drive (4x2), 4700 Lb GVW, Forged Axle, .8593" X 6.670", (Contains Metal Bushing) Two Wheel Drive (4x2), 4700 Lb GVW, Forged Axle, .8593" X 6.670", (Contains Nylon Bushing) Two Wheel Drive (4x2), Twin I-beam Axle, 1.0540" X 6.969", (Contains Metal Bushing)		8551B	1 F152
			8551N	1 F152
			8589B	1 F152
1979-1976	Two Wheel Drive (4x2), .8593" X 6.483", (Contains Metal Bushing) Two Wheel Drive (4x2), .8593" X 6.483", (Contains Nylon Bushing)		8540B	1 F152
			8540N	1 F152
1975	.8593" X 6.483", (Contains Metal Bushing) .8593" X 6.483", (Contains Nylon Bushing)		8540B	1 F152
			8540N	1 F152
Leaf Spring Bushing				
1979-1977	Four Wheel Drive (4X4) Four Wheel Drive (4X4)	Front	K200996	1
		Rear	K200997	2
Leaf Spring Shackle Bushing				
1979-1977	Four Wheel Drive (4X4) Four Wheel Drive (4X4)	Upper	K200951	2
		Lower	K200997	2
Pinch Bolt and Nut				
1990-1986	Two Wheel Drive (4x2)		K4037	2 F174
Radius Arm Bracket				
1990-1982	(Replaces Worn Radius Arm Mounting Bracket)	Right	K8777 ‡	1 F151, F174
1990-1980	(Replaces Worn Radius Arm Mounting Bracket)	Left	K8776 ‡	1 F151, F174

(Cont.) 100, 150 Series - 1/2 Ton-FORD TRUCK

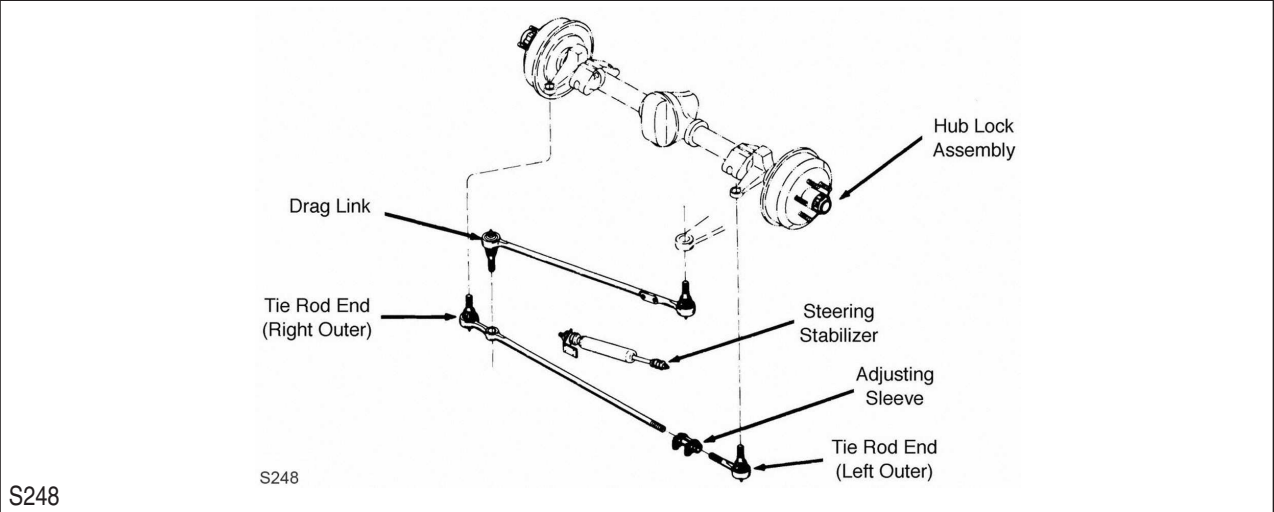
FRONT SUSPENSION (Cont.)				
Year	Model/Application	Part	P/C Qty	Figure
F150				
Radius Arm Bracket				
1981	(Replaces Worn Radius Arm Mounting Bracket)	Right	K8777 ‡	1 F151, F152, F174
1980	(Replaces Worn Radius Arm Mounting Bracket)	Right	K8777 ‡	1 F151, F152
Radius Arm Bushing Kit				
1990-1987	(High Performance Bushing With Metal Insert Prevents Lateral Movement) (Improved Design Kit With Thermoplastic For Heat Resistance, Design Allows Ease Of Installation)		K8361 ‡ K80007 ‡	1 F151, F174 2 F151, F174
1986-1982	(Improved Design) Two Wheel Drive (4x2), (Improved Design Kit With Thermoplastic For Heat Resistance, Design Allows Ease Of Installation)		K8359 K80006 ‡	1 F174 1 F174
1986-1980	Four Wheel Drive (4X4), (Improved Design Kit With Thermoplastic For Heat Resistance, Design Allows Ease Of Installation)		K80006 ‡	1 F151
1981	From 11/80, (Improved Design) Four Wheel Drive (4X4), Thru 10/80, (Improved Design) Two Wheel Drive (4x2), (Improved Design Kit With Thermoplastic For Heat Resistance, Design Allows Ease Of Installation) Two Wheel Drive (4x2), Plastic Spacer Rings On Frame Bracket, Thru 10/80, (Improved Design)		K8359 K8295 K80006 ‡ K8295	1 F151, F152 1 F151 1 F152, F174 1 F152
1980	Four Wheel Drive (4X4), (Improved Design) Two Wheel Drive (4x2), (Improved Design Kit With Thermoplastic For Heat Resistance, Design Allows Ease Of Installation)		K8295 K80006 ‡	1 F151 1 F152
1980-1975	Two Wheel Drive (4x2), Plastic Spacer Rings On Frame Bracket, (Improved Design)		K8295	1 F152
1979	Four Wheel Drive (4X4), (Standard Design) Two Wheel Drive (4x2), From 2/1/79, (Improved Design Kit With Thermoplastic For Heat Resistance, Design Allows Ease Of Installation) Two Wheel Drive (4x2), Thru 1/79, (Improved Design Kit With Thermoplastic For Heat Resistance) Two Wheel Drive (4x2), Thru 1/79, (Standard Design) Two Wheel Drive (4x2), Welded Steel Washers On Frame Bracket, Thru 1/79, (Improved Design, Contains Washers)		K8101 K80006 ‡ K80004 ‡ K8101 K8146	2 F150 1 F152 1 F152 2 F152 1 F152
1979-1978	Four Wheel Drive (4X4), (Improved Design)		K8260	1 F150
1979-1976	Four Wheel Drive (4X4), (Improved Design Kit With Thermoplastic For Heat Resistance)		K80004 ‡	1 F150
1978-1975	(Standard Design) Two Wheel Drive (4x2), (Improved Design Kit With Thermoplastic For Heat Resistance) Two Wheel Drive (4x2), Welded Steel Washers On Frame Bracket, (Improved Design, Contains Washers)		K8101 K80004 ‡ K8146	2 F152 1 F152 1 F152
1977-1976	Four Wheel Drive (4X4), (Improved Design, Contains Washers)		K8146	1 F150
Radius Arm Hardware Kit				
1990-1982	(10 Per Package, Self Locking Nut)		K4006	1 F151, F174
1981-1980	(10 Per Package, Self Locking Nut)		K4006	1 F151, F152
1979-1976	(10 Per Package, Self Locking Nut)		K4006	1 F150, F152
1975	Two Wheel Drive (4x2), (10 Per Package, Self Locking Nut)		K4006	1 F152
Radius Arm Heat Shield				
1990-1987	(20-Gauge Stainless Steel Material Provides Longer Service Life)		K8729 ‡	1 F151, F174
Sway Bar Bushing				
1990-1981	Four Wheel Drive (4X4), 7/8" Sway Bar Diameter	To Frame	K8691	1 F151
1990-1980	1" Sway Bar Diameter Two Wheel Drive (4x2), 7/8" Sway Bar Diameter	To Frame To Frame	K8653 K8691	1 F151, F174 1 F174
1980	Four Wheel Drive (4X4), 1-1/16" Sway Bar Diameter Four Wheel Drive (4X4), 1-1/8" Sway Bar Diameter, (Improved Design Bushing With Premium Rubber Material And Synthetic Fabric Lining Lasts Longer And Eliminates Noise) Four Wheel Drive (4X4), 1-1/8" Sway Bar Diameter, (Standard Design) Four Wheel Drive (4X4), 1-3/16" Sway Bar Diameter, (Improved Design Bushing With Premium Rubber Material And Synthetic Fabric Lining Lasts Longer And Eliminates Noise) Four Wheel Drive (4X4), 1-3/16" Sway Bar Diameter, (Standard Design) Four Wheel Drive (4X4), 15/16" Sway Bar Diameter Four Wheel Drive (4X4), 7/8" Sway Bar Diameter	To Frame To Frame To Frame To Frame To Frame To Frame	K8654 K201624 ‡ K8655 K201625 ‡ K8656 K8652 K8651	1 F151 1 F151 1 F151 1 F151 1 F151 1 F151 1 F151
1979-1978	Four Wheel Drive (4X4), 1-1/8" Sway Bar Diameter, (Improved Design Bushing With Premium Rubber Material And Synthetic Fabric Lining Lasts Longer And Eliminates Noise) Four Wheel Drive (4X4), 1-1/8" Sway Bar Diameter, (Standard Design)	To Frame To Frame	K201624 ‡ K8655	1 1
Sway Bar Link				
1990-1989		Left Right	K700053 K700054	1 F151, F174 1 F151, F174
Sway Bar Repair Kit				
1990-1980	(Contains Thermoplastic Bushing For Threaded Rod End) (Link Not Included, Contains Thermoplastic Bushing For Both Ends Of Link)		K8434 ‡ K8657	2 F151, F174 1 F151, F174
1979-1978	Four Wheel Drive (4X4), (Contains Thermoplastic Bushing For Threaded Rod End) Four Wheel Drive (4X4), (Link Not Included, Contains Thermoplastic Bushing For Both Ends Of Link)		K8434 ‡ K8657	2 1

FORD TRUCK-100, 150 Series - 1/2 Ton (Cont.)

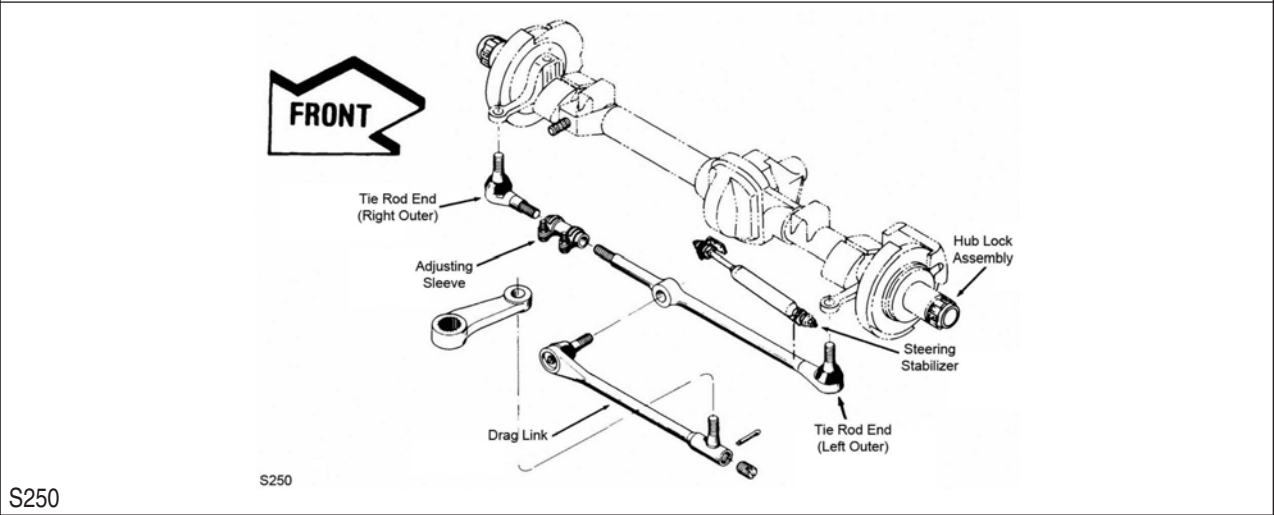
FRONT SUSPENSION (Cont.)

Year	Model/Application	Part	P/C Qty	Figure
F150				
Track Bar Bushing				
1979-1976	Four Wheel Drive (4X4), (2 Piece Bushing)	K8447 ‡	1	F150
P100				
King Bolt Set				
1967-1965	.8590" X 6.540", (Contains Metal Bushing)	8455B	1	F152
	.8590" X 6.540", (Contains Thrust Washers)	8455T	1	F152
	.922" X 6.990", (Contains Metal Bushing, Two Keyway, Two Straight Oil Groove)	8458B	1	
	.932" X 6.990", (Contains Metal Bushing, Oversize, Two Keyway, Two Straight Oil Groove)	8458B010	1	
1967-1960	2600 Lb Axle, .8690" X 6.540", (Contains Metal Bushing, Oversize)	8455B010	1	
Leaf Spring Bolt				
1967-1963	Upper Rear	K150353	2	
1962-1960	Front	K150353	2	
Leaf Spring Bolt Kit				
1967-1963	Front	K150309	2	
Leaf Spring Bushing				
1967-1963	Front	K200950	2	
1962-1960	Front	K200948	2	
Leaf Spring Shackle Bolt				
1962-1960		K150353	4	
Leaf Spring Shackle Bushing				
1967-1963	Upper	K200948	2	
	Lower	K200950	2	
Super Wagon E150				
Front Axle Pivot Bushing				
1983-1978	5/8" Bolt, (Standard Design)	K8300	2	F152
	9/16" Bolts	K8672	2	F152
King Bolt Set				
1983-1978	.8593" X 6.670", (Contains Metal Bushing)	8551B	1	F152
	.8593" X 6.670", (Contains Nylon Bushing)	8551N	1	F152
Radius Arm Bushing Kit				
1983-1978	(Standard Design)	K8268	1	F152
Sway Bar Bushing				
1983-1978	1-1/16" Sway Bar Diameter To Frame	K8654	1	F152
	1-1/8" Sway Bar Diameter, (Improved Design Bushing With Premium Rubber Material And Synthetic Fabric Lining Lasts Longer And Eliminates Noise) To Frame	K201624 ‡	1	F152
	1-1/8" Sway Bar Diameter, (Standard Design) To Frame	K8655	1	F152
	1-3/16" Sway Bar Diameter, (Improved Design Bushing With Premium Rubber Material And Synthetic Fabric Lining Lasts Longer And Eliminates Noise) To Frame	K201625 ‡	1	F152
	1-3/16" Sway Bar Diameter, (Standard Design) To Frame	K8656	1	F152
	15/16" Sway Bar Diameter To Frame	K8652	1	F152
	7/8" Sway Bar Diameter To Frame	K8651	1	F152
Sway Bar Link				
1983-1978	(Complete Kit, Contains Thermoplastic Bushing For Both Ends Of Link)	K8625 ‡	2	F152

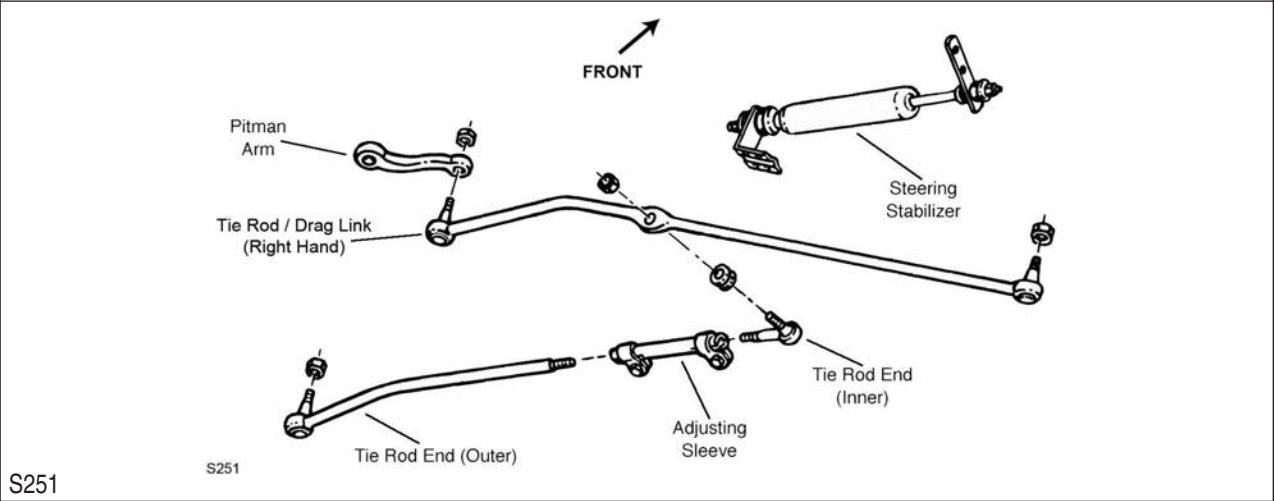
STEERING



S248



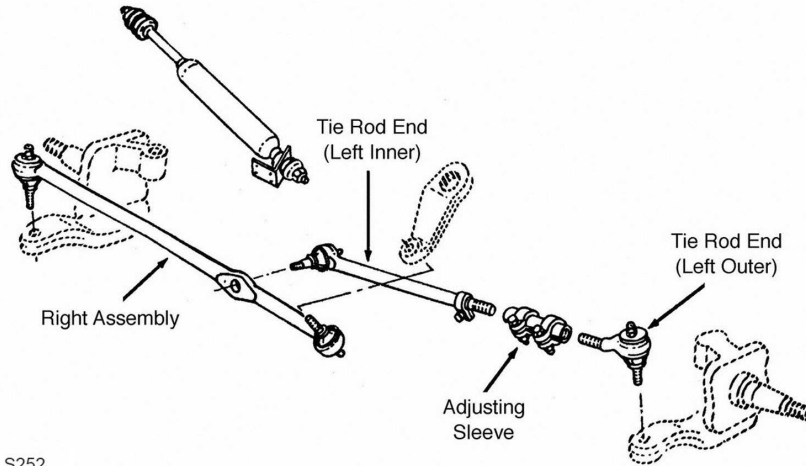
S250



S251

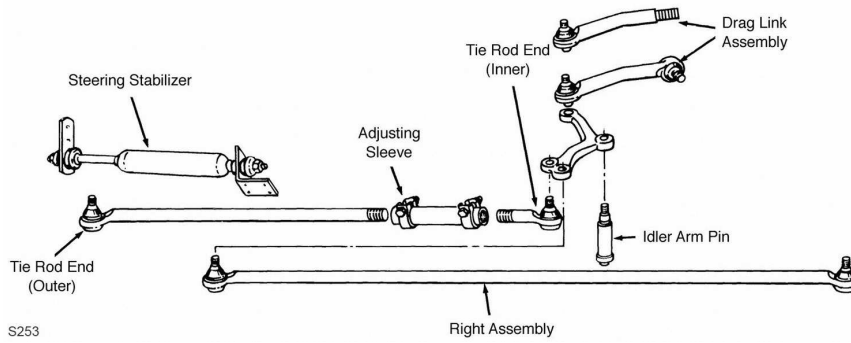
FORD TRUCK-100, 150 Series - 1/2 Ton (Cont.)

STEERING (Cont.)



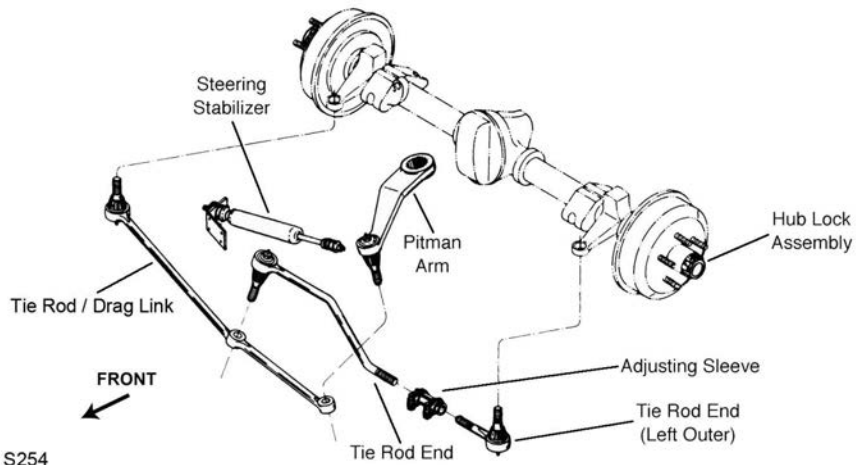
S252

S252



S253

S253

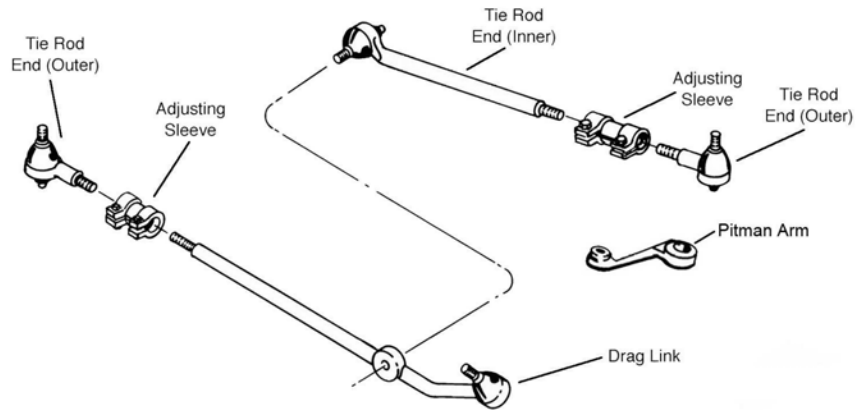


S254

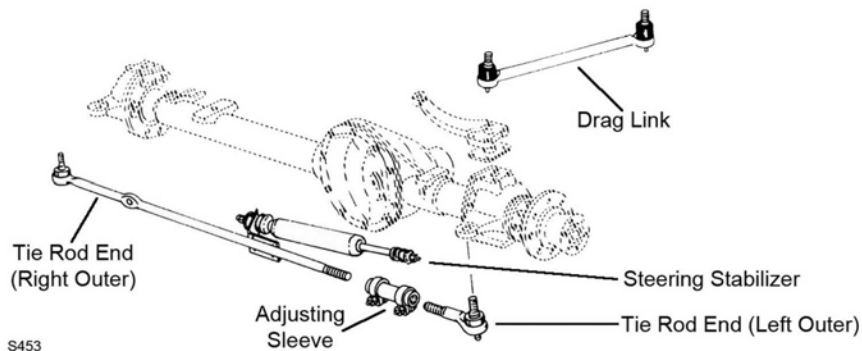
S254

(Cont.) 100, 150 Series - 1/2 Ton-FORD TRUCK

STEERING (Cont.)



S286



S453

Year	Model/Application	Part	P/C Qty	Figure
01C				
Tie Rod End				
1940	Except Parcel Delivery, 3.22" Length, (Powdered Metal Gusher Brg. For Better Lubrication)	Left Outer	ES416L ‡	1
	Except Parcel Delivery, 3.22" Length, (Powdered Metal Gusher Brg. For Better Lubrication)	Right Outer	ES416R ‡	1
02C				
Tie Rod End				
1940	Except Parcel Delivery, 3.22" Length, (Powdered Metal Gusher Brg. For Better Lubrication)	Left Outer	ES416L ‡	1
	Except Parcel Delivery, 3.22" Length, (Powdered Metal Gusher Brg. For Better Lubrication)	Right Outer	ES416R ‡	1
1GA				
Tie Rod End				
1942-1941	Except Parcel Delivery, 3.22" Length, (Powdered Metal Gusher Brg. For Better Lubrication)	Left Outer	ES416L ‡	1
	Except Parcel Delivery, 3.22" Length, (Powdered Metal Gusher Brg. For Better Lubrication)	Right Outer	ES416R ‡	1
1GC				
Tie Rod End				
1941	Except Parcel Delivery, 3.22" Length, (Powdered Metal Gusher Brg. For Better Lubrication)	Left Outer	ES416L ‡	1
	Except Parcel Delivery, 3.22" Length, (Powdered Metal Gusher Brg. For Better Lubrication)	Right Outer	ES416R ‡	1
1NA				
Tie Rod End				
1941	Except Parcel Delivery, 3.22" Length, (Powdered Metal Gusher Brg. For Better Lubrication)	Left Outer	ES416L ‡	1
	Except Parcel Delivery, 3.22" Length, (Powdered Metal Gusher Brg. For Better Lubrication)	Right Outer	ES416R ‡	1
1NC				
Tie Rod End				
1941	Except Parcel Delivery, 3.22" Length, (Powdered Metal Gusher Brg. For Better Lubrication)	Left Outer	ES416L ‡	1
	Except Parcel Delivery, 3.22" Length, (Powdered Metal Gusher Brg. For Better Lubrication)	Right Outer	ES416R ‡	1

FORD TRUCK-100, 150 Series - 1/2 Ton (Cont.)

STEERING (Cont.)

Year	Model/Application	Part	P/C Qty	Figure
2GC				
Tie Rod End				
1942	Except Parcel Delivery, 3.22" Length, (Powdered Metal Gusher Brg. For Better Lubrication) Except Parcel Delivery, 3.22" Length, (Powdered Metal Gusher Brg. For Better Lubrication)	Left Outer	ES416L ‡	1
		Right Outer	ES416R ‡	1
2NC				
Tie Rod End				
1942	Except Parcel Delivery, 3.22" Length, (Powdered Metal Gusher Brg. For Better Lubrication) Except Parcel Delivery, 3.22" Length, (Powdered Metal Gusher Brg. For Better Lubrication)	Left Outer	ES416L ‡	1
		Right Outer	ES416R ‡	1
6GC				
Tie Rod End				
1947-1946	Except Parcel Delivery, 3.22" Length, (Powdered Metal Gusher Brg. For Better Lubrication) Except Parcel Delivery, 3.22" Length, (Powdered Metal Gusher Brg. For Better Lubrication)	Left Outer	ES416L ‡	1
		Right Outer	ES416R ‡	1
11A				
Tie Rod End				
1941	Except Parcel Delivery, 3.22" Length, (Powdered Metal Gusher Brg. For Better Lubrication) Except Parcel Delivery, 3.22" Length, (Powdered Metal Gusher Brg. For Better Lubrication)	Left Outer	ES416L ‡	1
		Right Outer	ES416R ‡	1
11C				
Tie Rod End				
1941	Except Parcel Delivery, 3.22" Length, (Powdered Metal Gusher Brg. For Better Lubrication) Except Parcel Delivery, 3.22" Length, (Powdered Metal Gusher Brg. For Better Lubrication)	Left Outer	ES416L ‡	1
		Right Outer	ES416R ‡	1
19A				
Tie Rod End				
1941	Except Parcel Delivery, 3.22" Length, (Powdered Metal Gusher Brg. For Better Lubrication) Except Parcel Delivery, 3.22" Length, (Powdered Metal Gusher Brg. For Better Lubrication)	Left Outer	ES416L ‡	1
		Right Outer	ES416R ‡	1
19C				
Tie Rod End				
1941	Except Parcel Delivery, 3.22" Length, (Powdered Metal Gusher Brg. For Better Lubrication) Except Parcel Delivery, 3.22" Length, (Powdered Metal Gusher Brg. For Better Lubrication)	Left Outer	ES416L ‡	1
		Right Outer	ES416R ‡	1
21A				
Tie Rod End				
1942	Except Parcel Delivery, 3.22" Length, (Powdered Metal Gusher Brg. For Better Lubrication) Except Parcel Delivery, 3.22" Length, (Powdered Metal Gusher Brg. For Better Lubrication)	Left Outer	ES416L ‡	1
		Right Outer	ES416R ‡	1
21C				
Tie Rod End				
1942	Except Parcel Delivery, 3.22" Length, (Powdered Metal Gusher Brg. For Better Lubrication) Except Parcel Delivery, 3.22" Length, (Powdered Metal Gusher Brg. For Better Lubrication)	Left Outer	ES416L ‡	1
		Right Outer	ES416R ‡	1
29A				
Tie Rod End				
1942	Except Parcel Delivery, 3.22" Length, (Powdered Metal Gusher Brg. For Better Lubrication) Except Parcel Delivery, 3.22" Length, (Powdered Metal Gusher Brg. For Better Lubrication)	Left Outer	ES416L ‡	1
		Right Outer	ES416R ‡	1
29C				
Tie Rod End				
1942	Except Parcel Delivery, 3.22" Length, (Powdered Metal Gusher Brg. For Better Lubrication) Except Parcel Delivery, 3.22" Length, (Powdered Metal Gusher Brg. For Better Lubrication)	Left Outer	ES416L ‡	1
		Right Outer	ES416R ‡	1
59C				
Tie Rod End				
1945	Except Parcel Delivery, 3.22" Length, (Powdered Metal Gusher Brg. For Better Lubrication) Except Parcel Delivery, 3.22" Length, (Powdered Metal Gusher Brg. For Better Lubrication)	Left Outer	ES416L ‡	1
		Right Outer	ES416R ‡	1

(Cont.) 100, 150 Series - 1/2 Ton-FORD TRUCK**STEERING (Cont.)**

Year	Model/Application	Part	P/C Qty	Figure
67				
Tie Rod End				
1936	Except Parcel Delivery, 3.22" Length, (Powdered Metal Gusher Brg. For Better Lubrication) Except Parcel Delivery, 3.22" Length, (Powdered Metal Gusher Brg. For Better Lubrication)	Left Outer	ES416L ‡	1
		Right Outer	ES416R ‡	1
68				
Tie Rod End				
1936	Except Parcel Delivery, 3.22" Length, (Powdered Metal Gusher Brg. For Better Lubrication) Except Parcel Delivery, 3.22" Length, (Powdered Metal Gusher Brg. For Better Lubrication)	Left Outer	ES416L ‡	1
		Right Outer	ES416R ‡	1
69C				
Tie Rod End				
1947-1946	Except Parcel Delivery, 3.22" Length, (Powdered Metal Gusher Brg. For Better Lubrication) Except Parcel Delivery, 3.22" Length, (Powdered Metal Gusher Brg. For Better Lubrication)	Left Outer	ES416L ‡	1
		Right Outer	ES416R ‡	1
73				
Tie Rod End				
1937	Except Parcel Delivery, 3.22" Length, (Powdered Metal Gusher Brg. For Better Lubrication) Except Parcel Delivery, 3.22" Length, (Powdered Metal Gusher Brg. For Better Lubrication)	Left Outer	ES416L ‡	1
		Right Outer	ES416R ‡	1
74				
Tie Rod End				
1937	Except Parcel Delivery, 3.22" Length, (Powdered Metal Gusher Brg. For Better Lubrication) Except Parcel Delivery, 3.22" Length, (Powdered Metal Gusher Brg. For Better Lubrication)	Left Outer	ES416L ‡	1
		Right Outer	ES416R ‡	1
77				
Tie Rod End				
1937	Except Parcel Delivery, 3.22" Length, (Powdered Metal Gusher Brg. For Better Lubrication) Except Parcel Delivery, 3.22" Length, (Powdered Metal Gusher Brg. For Better Lubrication)	Left Outer	ES416L ‡	1
		Right Outer	ES416R ‡	1
78				
Tie Rod End				
1937	Except Parcel Delivery, 3.22" Length, (Powdered Metal Gusher Brg. For Better Lubrication) Except Parcel Delivery, 3.22" Length, (Powdered Metal Gusher Brg. For Better Lubrication)	Left Outer	ES416L ‡	1
		Right Outer	ES416R ‡	1
78 Deluxe				
Tie Rod End				
1937	Except Parcel Delivery, 3.22" Length, (Powdered Metal Gusher Brg. For Better Lubrication) Except Parcel Delivery, 3.22" Length, (Powdered Metal Gusher Brg. For Better Lubrication)	Left Outer	ES416L ‡	1
		Right Outer	ES416R ‡	1
81A				
Tie Rod End				
1940-1938	Except Parcel Delivery, 3.22" Length, (Powdered Metal Gusher Brg. For Better Lubrication) Except Parcel Delivery, 3.22" Length, (Powdered Metal Gusher Brg. For Better Lubrication)	Left Outer	ES416L ‡	1
		Right Outer	ES416R ‡	1
81C				
Tie Rod End				
1938	Except Parcel Delivery, 3.22" Length, (Powdered Metal Gusher Brg. For Better Lubrication) Except Parcel Delivery, 3.22" Length, (Powdered Metal Gusher Brg. For Better Lubrication)	Left Outer	ES416L ‡	1
		Right Outer	ES416R ‡	1
82A				
Tie Rod End				
1938	Except Parcel Delivery, 3.22" Length, (Powdered Metal Gusher Brg. For Better Lubrication) Except Parcel Delivery, 3.22" Length, (Powdered Metal Gusher Brg. For Better Lubrication)	Left Outer	ES416L ‡	1
		Right Outer	ES416R ‡	1
82C				
Tie Rod End				
1938	Except Parcel Delivery, 3.22" Length, (Powdered Metal Gusher Brg. For Better Lubrication) Except Parcel Delivery, 3.22" Length, (Powdered Metal Gusher Brg. For Better Lubrication)	Left Outer	ES416L ‡	1
		Right Outer	ES416R ‡	1

FORD TRUCK-100, 150 Series - 1/2 Ton (Cont.)

STEERING (Cont.)

Year	Model/Application	Part	P/C Qty	Figure
91A				
Tie Rod End				
1940-1939	Except Parcel Delivery, 3.22" Length, (Powdered Metal Gusher Brg. For Better Lubrication) Except Parcel Delivery, 3.22" Length, (Powdered Metal Gusher Brg. For Better Lubrication)	Left Outer	ES416L ‡	1
		Right Outer	ES416R ‡	1
91C				
Tie Rod End				
1939	Except Parcel Delivery, 3.22" Length, (Powdered Metal Gusher Brg. For Better Lubrication) Except Parcel Delivery, 3.22" Length, (Powdered Metal Gusher Brg. For Better Lubrication)	Left Outer	ES416L ‡	1
		Right Outer	ES416R ‡	1
91D				
Tie Rod End				
1939	Except Parcel Delivery, 3.22" Length, (Powdered Metal Gusher Brg. For Better Lubrication) Except Parcel Delivery, 3.22" Length, (Powdered Metal Gusher Brg. For Better Lubrication)	Left Outer	ES416L ‡	1
		Right Outer	ES416R ‡	1
922A				
Tie Rod End				
1940-1939	Except Parcel Delivery, 3.22" Length, (Powdered Metal Gusher Brg. For Better Lubrication) Except Parcel Delivery, 3.22" Length, (Powdered Metal Gusher Brg. For Better Lubrication)	Left Outer	ES416L ‡	1
		Right Outer	ES416R ‡	1
922C				
Tie Rod End				
1939	Except Parcel Delivery, 3.22" Length, (Powdered Metal Gusher Brg. For Better Lubrication) Except Parcel Delivery, 3.22" Length, (Powdered Metal Gusher Brg. For Better Lubrication)	Left Outer	ES416L ‡	1
		Right Outer	ES416R ‡	1
1/2 Ton				
Tie Rod End				
1944-1943	Except Parcel Delivery, 3.22" Length, (Powdered Metal Gusher Brg. For Better Lubrication) Except Parcel Delivery, 3.22" Length, (Powdered Metal Gusher Brg. For Better Lubrication)	Left Outer	ES416L ‡	1
		Right Outer	ES416R ‡	1
Club Wagon E100				
Drag Link Adjusting Sleeve				
1983-1975	(Optional Three Piece Design)		ES362S	1 S286
Drag Link Assembly				
1983-1975	(1 Piece Design, 1 Piece Design, Includes Sunoloy-Coated Metal Bearing To Combine Durability With Smooth Stud Swing) (Optional Three Piece Design, Inner Rod End, Powdered Metal Gusher Brg. For Better Lubrication) (Optional Three Piece Design, Outer Rod End, Powdered Metal Gusher Brg. For Better Lubrication)		DS826 ‡	1 S252
			DS1174 ‡	1 S286
			ES2913R ‡	1 S286
Steering Damper Bellows				
1983-1975	Steering Linkage In Front Axle, (Trail Boss)	Front	SSD68	1
1974-1968	Twin I-beam Axle, (Trail Boss)	Front	SSD68	1 S253
1968	Straight Axle, (Trail Boss)	Front	SSD68	1 S253
Steering Damper Cylinder				
1983-1975	Steering Linkage In Front Axle, (Trail Boss)	Front	SSD48	1
1968	Straight Axle, (Trail Boss)	Front	SSD42	1 S253
Steering Damper Kit				
1983-1975	Steering Linkage In Front Axle, (Trail Boss)	Front	SSD13	1
1974-1968	Twin I-beam Axle, (Trail Boss)	Front	SSD20	1 S253
1968	Straight Axle, (Super Trail Boss)	Front	SSD99	1 S253
Tie Rod Adjusting Sleeve				
1983-1975		Left	ES362S	1 S252
1974-1968		Left	ES362S	1 S253
Tie Rod End				
1983-1975	(Powdered Metal Gusher Brg. For Better Lubrication) (Optional Component Of Assembly, Powdered Metal Gusher Brg. For Better Lubrication) (Powdered Metal Gusher Brg. For Better Lubrication) (Optional Component Of Assembly, Powdered Metal Gusher Brg. For Better Lubrication) (Complete Assembly, 1 Piece Design, Includes Sunoloy-Coated Metal Bearing To Combine Durability With Smooth Stud Swing)	Left Outer	ES437L ‡	1 S252, S286
		Right Outer	ES2913R ‡	1 S286
		Left Inner	DS825 ‡	1 S252, S286
		Right Inner	DS1174 ‡	1 S286
		Right	DS826 ‡	1 S252
1967-1964	(Powdered Metal Gusher Brg. For Better Lubrication)	Left Outer	ES344L ‡	1
1963-1962	3.22" Length, (Powdered Metal Gusher Brg. For Better Lubrication) 3.22" Length, (Powdered Metal Gusher Brg. For Better Lubrication)	Left Outer	ES416L ‡	1
		Right Outer	ES416R ‡	1

(Cont.) 100, 150 Series - 1/2 Ton-FORD TRUCK

STEERING (Cont.)

Year	Model/Application	Part	P/C Qty	Figure
Club Wagon E150				
Drag Link Adjusting Sleeve				
1988	(3 Piece Design)	ES362S	1	S286
1987-1975	(Optional Three Piece Design)	ES362S	1	S286
Drag Link Assembly				
1990-1989	(Powdered Metal Gusher Brg. For Better Lubrication)	DS1174 ‡	1	S286
1988	(3 Piece Design, Powdered Metal Gusher Brg. For Better Lubrication)	Outer ES2913R ‡	1	S286
	(3 Piece Design, Powdered Metal Gusher Brg. For Better Lubrication)	Inner DS1174 ‡	1	S286
1988-1975	(1 Piece Design, 1 Piece Design, Includes Sunloy-Coated Metal Bearing To Combine Durability With Smooth Stud Swing)	DS826 ‡	1	S252
1987-1975	(Optional Three Piece Design, Inner Rod End, Powdered Metal Gusher Brg. For Better Lubrication)	DS1174 ‡	1	S286
	(Optional Three Piece Design, Outer Rod End, Powdered Metal Gusher Brg. For Better Lubrication)	ES2913R ‡	1	S286
Steering Damper Bellows				
1990-1975	Steering Linkage In Front Axle, (Trail Boss)	Front SSD68	1	
Steering Damper Cylinder				
1990-1975	Steering Linkage In Front Axle, (Trail Boss)	Front SSD48	1	
Steering Damper Kit				
1990-1975	Steering Linkage In Front Axle, (Trail Boss)	Front SSD13	1	
Tie Rod Adjusting Sleeve				
1990-1988		ES362S	1	S286
1987-1975		ES362S	1	S252, S286
Tie Rod End				
1990-1988	(Powdered Metal Gusher Brg. For Better Lubrication)	Left Outer ES437L ‡	1	S286
	(Powdered Metal Gusher Brg. For Better Lubrication)	Right Outer ES2913R ‡	1	S286
	(Powdered Metal Gusher Brg. For Better Lubrication)	Left Inner DS825 ‡	1	S286
	(Powdered Metal Gusher Brg. For Better Lubrication)	Right Inner DS1174 ‡	1	S286
1988	Thru 1/88, (Complete Assembly, 1 Piece Design, Includes Sunloy-Coated Metal Bearing To Combine Durability With Smooth Stud Swing)	Right DS826 ‡	1	S252
1987-1975	(Powdered Metal Gusher Brg. For Better Lubrication)	Left Outer ES437L ‡	1	S252, S286
	(Optional Component Of Assembly, Powdered Metal Gusher Brg. For Better Lubrication)	Right Outer ES2913R ‡	1	S286
	(Powdered Metal Gusher Brg. For Better Lubrication)	Left Inner DS825 ‡	1	S252, S286
	(Optional Component Of Assembly, Powdered Metal Gusher Brg. For Better Lubrication)	Right Inner DS1174 ‡	1	S286
	(Complete Assembly, 1 Piece Design, Includes Sunloy-Coated Metal Bearing To Combine Durability With Smooth Stud Swing)	Right DS826 ‡	1	S252
E100 Pickup				
Tie Rod End				
1967-1964	(Powdered Metal Gusher Brg. For Better Lubrication)	Left Outer ES344L ‡	1	
1963-1961	3.22" Length, (Powdered Metal Gusher Brg. For Better Lubrication)	Left Outer ES416L ‡	1	
	3.22" Length, (Powdered Metal Gusher Brg. For Better Lubrication)	Right Outer ES416R ‡	1	
E100 Station Bus				
Tie Rod End				
1965-1964	(Powdered Metal Gusher Brg. For Better Lubrication)	Left Outer ES344L ‡	1	
	(Powdered Metal Gusher Brg. For Better Lubrication)	Right Outer ES344R ‡	1	
1963-1961	3.22" Length, (Powdered Metal Gusher Brg. For Better Lubrication)	Left Outer ES416L ‡	1	
	3.22" Length, (Powdered Metal Gusher Brg. For Better Lubrication)	Right Outer ES416R ‡	1	
Econoline E100				
Drag Link Adjusting Sleeve				
1983-1975	(Optional Three Piece Design)	ES362S	1	S286
Drag Link Assembly				
1983-1975	(1 Piece Design, 1 Piece Design, Includes Sunloy-Coated Metal Bearing To Combine Durability With Smooth Stud Swing)	DS826 ‡	1	S252
	(Optional Three Piece Design, Inner Rod End, Powdered Metal Gusher Brg. For Better Lubrication)	DS1174 ‡	1	S286
	(Optional Three Piece Design, Outer Rod End, Powdered Metal Gusher Brg. For Better Lubrication)	ES2913R ‡	1	S286
Steering Damper Bellows				
1983-1975	Steering Linkage In Front Axle, (Trail Boss)	Front SSD68	1	
1974-1968	Twin I-beam Axle, (Trail Boss)	Front SSD68	1	
1968	Straight Axle, (Trail Boss)	Front SSD68	1	
1967-1961	(Trail Boss)	Front SSD68	1	
Steering Damper Cylinder				
1983-1975	Steering Linkage In Front Axle, (Trail Boss)	Front SSD48	1	
1968	Straight Axle, (Trail Boss)	Front SSD42	1	

FORD TRUCK-100, 150 Series - 1/2 Ton (Cont.)

STEERING (Cont.)

Year	Model/Application	Part	P/C Qty	Figure
Econoline E100				
Steering Damper Kit				
1983-1975	Steering Linkage In Front Axle, (Trail Boss)	Front	SSD13	1
1974-1968	Twin I-beam Axle, (Trail Boss)	Front	SSD20	1
1968	Straight Axle, (Super Trail Boss)	Front	SSD99	1
1967-1961	(Super Trail Boss)	Front	SSD99	1
Tie Rod Adjusting Sleeve				
1983-1975		Left	ES362S	1 S252
1974-1968		Left	ES362S	1 S253
Tie Rod End				
1983-1975	(Powdered Metal Gusher Brg. For Better Lubrication)	Left Outer	ES437L ‡	1 S252, S286
	(Optional Component Of Assembly, Powdered Metal Gusher Brg. For Better Lubrication)	Right Outer	ES2913R ‡	1 S286
	(Powdered Metal Gusher Brg. For Better Lubrication)	Left Inner	DS825 ‡	1 S252, S286
	(Optional Component Of Assembly, Powdered Metal Gusher Brg. For Better Lubrication)	Right Inner	DS1174 ‡	1 S286
1967-1964	(Powdered Metal Gusher Brg. For Better Lubrication)	Left Outer	ES344L ‡	1
	(Powdered Metal Gusher Brg. For Better Lubrication)	Right Outer	ES344R ‡	1
1963-1961	3.22" Length, (Powdered Metal Gusher Brg. For Better Lubrication)	Left Outer	ES416L ‡	1
	3.22" Length, (Powdered Metal Gusher Brg. For Better Lubrication)	Right Outer	ES416R ‡	1
Econoline E150				
Drag Link Adjusting Sleeve				
1988	(3 Piece Design)		ES362S	1 S286
1987-1975	(Optional Three Piece Design)		ES362S	1 S286
Drag Link Assembly				
1990-1989	(Powdered Metal Gusher Brg. For Better Lubrication)		DS1174 ‡	1 S286
1988	(3 Piece Design, Powdered Metal Gusher Brg. For Better Lubrication)	Outer	ES2913R ‡	1 S286
	(3 Piece Design, Powdered Metal Gusher Brg. For Better Lubrication)	Inner	DS1174 ‡	1 S286
1988-1975	(1 Piece Design, 1 Piece Design, Includes Sunoloy-Coated Metal Bearing To Combine Durability With Smooth Stud Swing)		DS826 ‡	1 S252
1987-1975	(Optional Three Piece Design, Inner Rod End, Powdered Metal Gusher Brg. For Better Lubrication)		DS1174 ‡	1 S286
	(Optional Three Piece Design, Outer Rod End, Powdered Metal Gusher Brg. For Better Lubrication)		ES2913R ‡	1 S286
Steering Damper Bellows				
1990-1975	Steering Linkage In Front Axle, (Trail Boss)	Front	SSD68	1
Steering Damper Cylinder				
1990-1975	Steering Linkage In Front Axle, (Trail Boss)	Front	SSD48	1
Steering Damper Kit				
1990-1975	Steering Linkage In Front Axle, (Trail Boss)	Front	SSD13	1
Tie Rod Adjusting Sleeve				
1990-1988			ES362S	1 S286
1987-1975			ES362S	1 S252, S286
Tie Rod End				
1990-1988	(Powdered Metal Gusher Brg. For Better Lubrication)	Left Outer	ES437L ‡	1 S286
	(Powdered Metal Gusher Brg. For Better Lubrication)	Right Outer	ES2913R ‡	1 S286
	(Powdered Metal Gusher Brg. For Better Lubrication)	Left Inner	DS825 ‡	1 S286
	(Powdered Metal Gusher Brg. For Better Lubrication)	Right Inner	DS1174 ‡	1 S286
1988	Thru 1/88, (Complete Assembly, 1 Piece Design, Includes Sunoloy-Coated Metal Bearing To Combine Durability With Smooth Stud Swing)	Right	DS826 ‡	1 S252
1987-1975	(Powdered Metal Gusher Brg. For Better Lubrication)	Left Outer	ES437L ‡	1 S252, S286
	(Optional Component Of Assembly, Powdered Metal Gusher Brg. For Better Lubrication)	Right Outer	ES2913R ‡	1 S286
	(Powdered Metal Gusher Brg. For Better Lubrication)	Left Inner	DS825 ‡	1 S252, S286
	(Optional Component Of Assembly, Powdered Metal Gusher Brg. For Better Lubrication)	Right Inner	DS1174 ‡	1 S286
	(Complete Assembly, 1 Piece Design, Includes Sunoloy-Coated Metal Bearing To Combine Durability With Smooth Stud Swing)	Right	DS826 ‡	1 S252
F1				
Tie Rod End				
1952-1948	Except Parcel Delivery, 3.22" Length, (Powdered Metal Gusher Brg. For Better Lubrication)	Left Outer	ES416L ‡	1
	Except Parcel Delivery, 3.22" Length, (Powdered Metal Gusher Brg. For Better Lubrication)	Right Outer	ES416R ‡	1
F100				
Drag Link Assembly				
1979-1977	(Powdered Metal Gusher Brg. For Better Lubrication)		DS807 ‡	1 S251
1976	Four Wheel Drive (4X4), 13.56" Length		DS913	1 S254

(Cont.) 100, 150 Series - 1/2 Ton-FORD TRUCK

STEERING (Cont.)					
Year	Model/Application	Part	P/C Qty	Figure	
F100					
Drag Link Assembly					
1976-1973	Two Wheel Drive (4x2), (Powdered Metal Gusher Brg. For Better Lubrication)	DS807 ‡	1	S251	
1975-1974	Four Wheel Drive (4X4), Manual Steering, (Powdered Metal Gusher Brg. For Better Lubrication)	DS811 ‡	1	S250	
1973	Four Wheel Drive (4X4), Dana Axles Stamped 603369-1 Thru 603369-6, Manual Steering, (Powdered Metal Gusher Brg. For Better Lubrication)	DS811 ‡	1	S250	
1972	Two Wheel Drive (4x2), 30.7" From Tapered Hole To Stud Center Furthest From Hole, (Powdered Metal Gusher Brg. For Better Lubrication)	DS795 ‡	1	S251	
1972-1966	Four Wheel Drive (4X4), (Powdered Metal Gusher Brg. For Better Lubrication)	DS811 ‡	1	S250	
1971	Two Wheel Drive (4x2), From Serial Number M00001, 30.7" From Tapered Hole To Stud Center Furthest From Hole, (Powdered Metal Gusher Brg. For Better Lubrication)	DS795 ‡	1	S251	
	Two Wheel Drive (4x2), Thru Serial Number M00001, 29.5" From Tapered Hole To Stud Center Furthest From Hole, (Powdered Metal Gusher Brg. For Better Lubrication)	DS737 ‡	1	S251	
1970-1965	Two Wheel Drive (4x2), 29.5" From Tapered Hole To Stud Center Furthest From Hole, (Powdered Metal Gusher Brg. For Better Lubrication)	DS737 ‡	1	S251	
1965-1961	Four Wheel Drive (4X4), Except 3500 Lb Axle, Manual Steering, (Powdered Metal Gusher Brg. For Better Lubrication)	DS658 ‡	1		
1960-1959	(Powdered Metal Gusher Brg. For Better Lubrication)	DS658 ‡	1		
Pitman Arm					
1983-1980	Power Steering, (MOOG Engineered Steel Composition Enhances Strength)	K8755 ‡	1	S286	
Steering Damper Bellows					
1983-1980	(Super Trail Boss)	Front SSD90	1		
1983-1977	(Trail Boss)	Front SSD68	1		
1979-1977	(Trail Boss)	Front SSD68	1	S251	
1976-1975	Four Wheel Drive (4X4), (Trail Boss)	Front SSD68	1	S250, S254	
1976-1970	Four Wheel Drive (4X4), Original Equipment Steering Damper, (Super Trail Boss)	Front SSD90	1	S250, S254	
	Two Wheel Drive (4x2), (Trail Boss)	Front SSD68	1	S251	
1974-1973	Four Wheel Drive (4X4), Original Equipment Steering Damper, (Trail Boss)	Front SSD68	1	S250, S254	
1972-1971	Four Wheel Drive (4X4), (Trail Boss)	Front SSD68	1	S250, S254	
1970	Four Wheel Drive (4X4), Original Equipment Steering Damper, (Trail Boss)	Front SSD68	1	S250, S254	
1969	Two Wheel Drive (4x2), Twin I-beam Axle, (Trail Boss)	Front SSD68	1	S251	
1968-1965	Two Wheel Drive (4x2), (Trail Boss)	Front SSD68	1	S251	
1964-1960	Two Wheel Drive (4x2), Straight Axle, (Trail Boss)	Front SSD68	1	S251	
1959-1956	Straight Axle, (Trail Boss)	Front SSD68	1		
1955	(Trail Boss)	Front SSD68	1		
1954-1953	Straight Axle, (Trail Boss)	Front SSD68	1		
Steering Damper Cylinder					
1983-1980	(Super Trail Boss)	Front SSD82	1		
1976-1975	Four Wheel Drive (4X4), Short/Long Arm Front Suspension, Except Original Equipment Steering Damper, (Trail Boss)	Front SSD42	1	S250, S254	
1976-1970	Pickup (2 Dr.), Four Wheel Drive (4X4), Original Equipment Steering Damper, (Super Trail Boss)	Front SSD83	1	S250, S254	
	Pickup (2 Dr.), Four Wheel Drive (4X4), Original Equipment Steering Damper, (Trail Boss)	Front SSD17	1	S250, S254	
1974-1971	Four Wheel Drive (4X4), Coil Spring Suspension, Short/Long Arm Front Suspension, Except Original Equipment Steering Damper, (Trail Boss)	Front SSD42	1	S250, S254	
1964-1960	Two Wheel Drive (4x2), Straight Axle, (Trail Boss)	Front SSD42	1	S251	
Steering Damper Kit					
1983-1980	Except Power Steering Slave Cylinder, (Super Trail Boss)	Front SSD113	1		
	Except Sway Bar Equipped Vehicles, (Trail Boss)	Front SSD50	1		
1979-1965	Two Wheel Drive (4x2), Twin I-beam Axle, (Trail Boss)	Front SSD20	1	S251	
1964-1960	Two Wheel Drive (4x2), Straight Axle, (Super Trail Boss)	Front SSD99	1	S251	
1959-1953	Straight Axle, (Super Trail Boss)	Front SSD99	1		
Tie Rod Adjusting Sleeve					
1983-1980		Left ES2080S	1	S286	
		Right ES2079S	1	S286	
1979-1976	4.50" Length	ES362S	1	S251	
1975-1966	Four Wheel Drive (4X4), 1" - 18 Threads, 5.5" Length, (Coated For Corrosion Resistance)	ES2012S ‡	1	S250	
1975-1965	Two Wheel Drive (4x2), 4.50" Length	ES362S	1	S251	
Tie Rod End					
1983-1982	(Powdered Metal Gusher Brg. For Better Lubrication)	Right Inner DS1018T ‡	1	S286	
1983-1980	(Powdered Metal Gusher Brg. For Better Lubrication)	Left Outer ES2078LT ‡	1	S286	
	(Powdered Metal Gusher Brg. For Better Lubrication)	Right Outer ES2077RT ‡	1	S286	
	(Powdered Metal Gusher Brg. For Better Lubrication)	Left Inner DS1017T ‡	1	S286	

FORD TRUCK-100, 150 Series - 1/2 Ton (Cont.)

STEERING (Cont.)

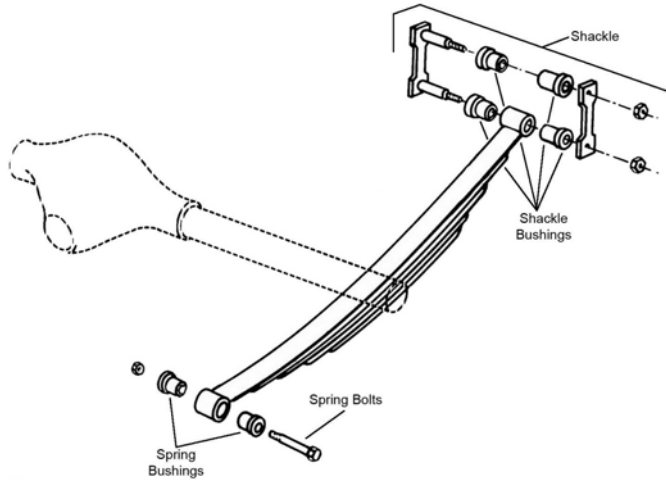
Year	Model/Application	Part	P/C Qty	Figure
F100				
Tie Rod End				
1980	(Powdered Metal Gusher Brg. For Better Lubrication) Right Inner	DS1018T ‡	1	S286
1979-1977	(Powdered Metal Gusher Brg. For Better Lubrication) Left Outer	DS806 ‡	1	S251
	(Powdered Metal Gusher Brg. For Better Lubrication) Left Inner	ES413R ‡	1	S251
	Small .594" And Large .613" Stud, (Complete Assembly, Powdered Metal Gusher Brg. For Better Lubrication) Right	DS807 ‡	1	S251
	Four Wheel Drive (4X4) Left Inner	DS919	1	S254
1976-1973	Two Wheel Drive (4x2), (Powdered Metal Gusher Brg. For Better Lubrication) Left Outer	DS806 ‡	1	S251
	Two Wheel Drive (4x2), (Powdered Metal Gusher Brg. For Better Lubrication) Left Inner	ES413R ‡	1	S251
	Two Wheel Drive (4x2), Small .594" And Large .613" Stud, (Complete Assembly, Powdered Metal Gusher Brg. For Better Lubrication) Right	DS807 ‡	1	S251
	Two Wheel Drive (4x2), 17.3" Length, (Powdered Metal Gusher Brg. For Better Lubrication) Left Outer	DS793 ‡	1	S251
1972	Two Wheel Drive (4x2), 30.7" From Tapered Hole To Stud Center Furthest From Hole, (Complete Assembly, Powdered Metal Gusher Brg. For Better Lubrication) Right	DS795 ‡	1	S251
	Two Wheel Drive (4x2), 5.00" Length, (Powdered Metal Gusher Brg. For Better Lubrication) Left Inner	ES413R ‡	1	S251
1971	Two Wheel Drive (4x2), From Serial Number M00001, 17.3" Length, (Powdered Metal Gusher Brg. For Better Lubrication) Left Outer	DS793 ‡	1	S251
	Two Wheel Drive (4x2), From Serial Number M00001, 30.7" From Tapered Hole To Stud Center Furthest From Hole, (Complete Assembly, Powdered Metal Gusher Brg. For Better Lubrication) Right	DS795 ‡	1	S251
	Two Wheel Drive (4x2), From Serial Number M00001, 5.00" Length, (Powdered Metal Gusher Brg. For Better Lubrication) Left Inner	ES413R ‡	1	S251
	Two Wheel Drive (4x2), Thru Serial Number M00001, 17.3" Length, (Powdered Metal Gusher Brg. For Better Lubrication) Left Outer	DS736 ‡	1	S251
	Two Wheel Drive (4x2), Thru Serial Number M00001, 29.5" From Tapered Hole To Stud Center Furthest From Hole, (Complete Assembly, Powdered Metal Gusher Brg. For Better Lubrication) Right	DS737 ‡	1	S251
	Two Wheel Drive (4x2), Thru Serial Number M00001, 6.00" Length, (Design Allows Ease Of Installation) Left Inner	ES362R ‡	1	S251
1970-1965	Two Wheel Drive (4x2), 17.3" Length, (Powdered Metal Gusher Brg. For Better Lubrication) Left Outer	DS736 ‡	1	S251
	Two Wheel Drive (4x2), 29.5" From Tapered Hole To Stud Center Furthest From Hole, (Complete Assembly, Powdered Metal Gusher Brg. For Better Lubrication) Right	DS737 ‡	1	S251
	Two Wheel Drive (4x2), 6.00" Length, (Design Allows Ease Of Installation) Left Inner	ES362R ‡	1	S251
1965-1961	Four Wheel Drive (4X4), .750" - 16 Threads, 3.50" Length, (Left Hand Threads, Includes Sunoloy-Coated Metal Bearing To Combine Durability With Smooth Stud Swing) Left Outer	ES150L ‡	1	
	Four Wheel Drive (4X4), .750" - 16 Threads, 3.50" Length, (Right Hand Threads, Includes Sunoloy-Coated Metal Bearing To Combine Durability With Smooth Stud Swing) Right Outer	ES150R ‡	1	
1964-1953	Two Wheel Drive (4x2), 3.22" Length, (Powdered Metal Gusher Brg. For Better Lubrication) Left Outer	ES416L ‡	1	
	Two Wheel Drive (4x2), 3.22" Length, (Powdered Metal Gusher Brg. For Better Lubrication) Right Outer	ES416R ‡	1	
F150				
Drag Link Assembly				
1979-1978	Pickup (2 Dr. Ext'd Cab), Four Wheel Drive (4X4)	DS913	1	S453
	Pickup (2 Dr.), Four Wheel Drive (4X4), (Powdered Metal Gusher Brg. For Better Lubrication)	DS917 ‡	1	S248
1979-1976	Two Wheel Drive (4x2), (Powdered Metal Gusher Brg. For Better Lubrication)	DS807 ‡	1	S251
1977	Four Wheel Drive (4X4), From 4/77, 13.56" Length	DS913	1	S254
1975	(Powdered Metal Gusher Brg. For Better Lubrication)	DS807 ‡	1	S251
Pitman Arm				
1990-1987	Four Wheel Drive (4X4), Power Steering, (MOOG Engineered Steel Composition Enhances Strength)	K8755 ‡	1	S286
	Two Wheel Drive (4x2), (MOOG Engineered Steel Composition Enhances Strength)	K8750 ‡	1	S286
1986-1980	Power Steering, (MOOG Engineered Steel Composition Enhances Strength)	K8755 ‡	1	S286
Steering Damper Bellows				
1990-1980	Four Wheel Drive (4X4), (Super Trail Boss) Front	SSD90	1	
	Two Wheel Drive (4x2), (Super Trail Boss) Front	SSD90	1	
1985-1980	Four Wheel Drive (4X4), Except Sway Bar Equipped Vehicles, (Trail Boss) Front	SSD68	1	
	Two Wheel Drive (4x2), (Trail Boss) Front	SSD68	1	
1979-1978	Four Wheel Drive (4X4), (Trail Boss) Front	SSD68	1	S248, S453
	Four Wheel Drive (4X4), Original Equipment Steering Damper, (Super Trail Boss) Front	SSD90	1	S248, S453
1979-1975	Two Wheel Drive (4x2), (Trail Boss) Front	SSD68	1	S251
1977-1976	Four Wheel Drive (4X4), (Trail Boss) Front	SSD68	1	S254
	Four Wheel Drive (4X4), Original Equipment Steering Damper, (Super Trail Boss) Front	SSD90	1	S254
Steering Damper Cylinder				
1990-1980	(Super Trail Boss) Front	SSD82	1	
1985-1984	Four Wheel Drive (4X4), Except Sway Bar Equipped Vehicles, (Super Trail Boss) Front	SSD82	1	
1979-1978	Pickup (2 Dr.), Four Wheel Drive (4X4), Original Equipment Steering Damper, (Super Trail Boss) Front	SSD83	1	S248, S254
	Pickup (2 Dr.), Four Wheel Drive (4X4), Original Equipment Steering Damper, (Trail Boss) Front	SSD17	1	S248, S254
1979-1977	Pickup (2 Dr. Ext'd Cab), Four Wheel Drive (4X4), (Trail Boss) Front	SSD49	1	S453
1977-1976	Pickup (2 Dr.), Four Wheel Drive (4X4), Original Equipment Steering Damper, (Super Trail Boss) Front	SSD83	1	S254
	Pickup (2 Dr.), Four Wheel Drive (4X4), Original Equipment Steering Damper, (Trail Boss) Front	SSD17	1	S254

(Cont.) 100, 150 Series - 1/2 Ton-FORD TRUCK**STEERING (Cont.)**

Year	Model/Application	Part	P/C Qty	Figure
F150				
Steering Damper Cylinder				
1976	Four Wheel Drive (4X4), Short/Long Arm Front Suspension, Except Original Equipment Steering Damper, (Trail Boss)	Front SSD42	1	S254
Steering Damper Kit				
1990-1980	(Super Trail Boss) (Trail Boss)	Front SSD113 Front SSD50	1 1	
1979-1975	Two Wheel Drive (4x2), (Trail Boss)	Front SSD20	1	S251
Tie Rod Adjusting Sleeve				
1990-1980		Left ES2080S Right ES2079S	1 1	S286 S286
1979-1978	Four Wheel Drive (4X4) Two Wheel Drive (4x2), 4.50" Length	ES2066S ES362S	1 1	S248 S251
1977-1975	4.50" Length	ES362S	1	S251
Tie Rod End				
1990-1986	Up To 4200 Lb Front Axle, (Powdered Metal Gusher Brg. For Better Lubrication)	Right Inner DS1138T ‡	1	S286
1990-1980	(Powdered Metal Gusher Brg. For Better Lubrication) (Powdered Metal Gusher Brg. For Better Lubrication) (Powdered Metal Gusher Brg. For Better Lubrication)	Left Outer ES2078LT ‡ Right Outer ES2077RT ‡ Left Inner DS1017T ‡	1 1 1	S286 S286 S286
1985-1982	(Powdered Metal Gusher Brg. For Better Lubrication)	Right Inner DS1018T ‡	1	S286
1980	(Powdered Metal Gusher Brg. For Better Lubrication)	Right Inner DS1018T ‡	1	S286
1979-1978	Four Wheel Drive (4X4), (Greaseable Socket Reduces Corrosion/Wear) Pickup (2 Dr. Ext'd Cab), Four Wheel Drive (4X4), (Non-Tapered Hole, Greaseable Socket Reduces Corrosion/Wear) Pickup (2 Dr. Ext'd Cab), Four Wheel Drive (4X4), (Tapered Hole, Includes Wrench Flats For Easier Service) Pickup (2 Dr.), Four Wheel Drive (4X4), (Tapered Hole, Includes Wrench Flats For Easier Service)	Left Outer ES2064L ‡ Right Outer DS923 ‡ Right Outer DS922 ‡ Right Outer DS922 ‡	1 1 1 1	S248 S453 S453 S248
1979-1976	Two Wheel Drive (4x2), (Powdered Metal Gusher Brg. For Better Lubrication) Two Wheel Drive (4x2), (Powdered Metal Gusher Brg. For Better Lubrication) Two Wheel Drive (4x2), Small .594" And Large .613" Stud, (Complete Assembly, Powdered Metal Gusher Brg. For Better Lubrication)	Left Outer DS806 ‡ Left Inner ES413R ‡ Right DS807 ‡	1 1 1	S251 S251 S251
1977	Four Wheel Drive (4X4), From 4/77, 13.56" Length, (Complete Assembly)	Right DS913	1	S254
1977-1976	Four Wheel Drive (4X4)	Left Inner DS919	1	S254
1975	(Powdered Metal Gusher Brg. For Better Lubrication) (Powdered Metal Gusher Brg. For Better Lubrication) Small .594" And Large .613" Stud, (Complete Assembly, Powdered Metal Gusher Brg. For Better Lubrication)	Left Outer DS806 ‡ Left Inner ES413R ‡ Right DS807 ‡	1 1 1	S251 S251 S251
P100				
Steering Damper Bellows				
1967-1965	Straight Axle, (Trail Boss)	Front SSD68	1	
Steering Damper Cylinder				
1967-1965	Straight Axle, (Trail Boss)	Front SSD42	1	
Steering Damper Kit				
1967-1965	Straight Axle, (Super Trail Boss)	Front SSD99	1	
Tie Rod End				
1967-1960	3.22" Length, (Powdered Metal Gusher Brg. For Better Lubrication) 3.22" Length, (Powdered Metal Gusher Brg. For Better Lubrication)	Left Outer ES416L ‡ Right Outer ES416R ‡	1 1	
Super Wagon E150				
Drag Link Adjusting Sleeve				
1983-1978	(Optional Three Piece Design)	ES362S	1	S286
Drag Link Assembly				
1983-1978	(1 Piece Design, 1 Piece Design, Includes Sunloy-Coated Metal Bearing To Combine Durability With Smooth Stud Swing) (Optional Three Piece Design, Inner Rod End, Powdered Metal Gusher Brg. For Better Lubrication) (Optional Three Piece Design, Outer Rod End, Powdered Metal Gusher Brg. For Better Lubrication)	DS826 ‡ DS1174 ‡ ES2913R ‡	1 1 1	S252 S286 S286
Tie Rod Adjusting Sleeve				
1983-1978		ES362S	1	S252, S286
Tie Rod End				
1983-1978	(Powdered Metal Gusher Brg. For Better Lubrication) (Optional Component Of Assembly, Powdered Metal Gusher Brg. For Better Lubrication) (Powdered Metal Gusher Brg. For Better Lubrication) (Optional Component Of Assembly, Powdered Metal Gusher Brg. For Better Lubrication) (Complete Assembly, 1 Piece Design, Includes Sunloy-Coated Metal Bearing To Combine Durability With Smooth Stud Swing)	Left Outer ES437L ‡ Right Outer ES2913R ‡ Left Inner DS825 ‡ Right Inner DS1174 ‡ Right DS826 ‡	1 1 1 1 1	S252, S286 S286 S252, S286 S286 S252

FORD TRUCK-100, 150 Series - 1/2 Ton (Cont.)

REAR SUSPENSION



R309

Year	Model/Application	Part	P/C Qty	Figure
Club Wagon E100				
Leaf Spring Bolt				
1972-1968		Rear	K150193	4
1963-1962		Front	K150354	2
Leaf Spring Bolt Kit				
1967-1964	(Bolt And Bushing Kit)	Front	K150195	4
1963-1962	(Heavy Duty, Bolt And Bushing Kit)	Front	K150195	4
Leaf Spring Bushing				
1979-1975	1-1/4" Outside Diameter X 2-7/8" Long, (High Quality Elastomer For Durability And Performance)	Front	K200129 ‡	2
1974-1969		Front	K201002	1
Leaf Spring Shackle Bracket				
1983-1975	(New Part - Pending Availability)	Rear	K150414	2
Leaf Spring Shackle Bushing				
1983-1980	1-1/4" Outside Diameter X 2-7/8" Long, (High Quality Elastomer For Durability And Performance)	Lower	K200129 ‡	2
1983-1975	1-1/4" Outside Diameter X 2-7/8" Long, (High Quality Elastomer For Durability And Performance)	Upper	K200129 ‡	2
1974-1969		Upper	K201049	2
		Lower	K201049	2
Club Wagon E150				
Leaf Spring Bushing				
1979-1975	1-1/4" Outside Diameter X 2-7/8" Long, (High Quality Elastomer For Durability And Performance)	Front	K200129 ‡	2
Leaf Spring Shackle				
1990	(Contains Shackle, Nuts, Bolts & Bushing)	Rear	K150409	2
Leaf Spring Shackle Bracket				
1990-1975	(New Part - Pending Availability)	Rear	K150414	2
Leaf Spring Shackle Bushing				
1990-1980	1-1/4" Outside Diameter X 2-7/8" Long, (High Quality Elastomer For Durability And Performance)	Lower	K200129 ‡	2
1990-1975	.625" X 1.375" X 3.5"	Upper Rear	SB341	2
	.625" X 1.375" X 3.5"	Lower Rear	SB341	2
	1-1/4" Outside Diameter X 2-7/8" Long, (High Quality Elastomer For Durability And Performance)	Upper	K200129 ‡	2
E100 Pickup				
Leaf Spring Bolt				
1963-1961		Front	K150354	2
Leaf Spring Bolt Kit				
1967-1964	(Bolt And Bushing Kit)	Front	K150195	4
1963-1961	(Heavy Duty, Bolt And Bushing Kit)	Front	K150195	4

(Cont.) 100, 150 Series - 1/2 Ton-FORD TRUCK

REAR SUSPENSION (Cont.)

Year	Model/Application	Part	P/C Qty	Figure
E100 Station Bus				
Leaf Spring Bolt				
1963-1961		Front	K150354	2
Leaf Spring Bolt Kit				
1965-1964	(Bolt And Bushing Kit)	Front	K150195	4
1963-1961	(Heavy Duty, Bolt And Bushing Kit)	Front	K150195	4
Econoline E100				
Leaf Spring Bolt				
1972-1968		Rear	K150193	4
1963-1961		Front	K150354	2
Leaf Spring Bolt Kit				
1967-1964	(Bolt And Bushing Kit)	Front	K150195	4
1963-1961	(Heavy Duty, Bolt And Bushing Kit)	Front	K150195	4
Leaf Spring Bushing				
1979-1975	1-1/4" Outside Diameter X 2-7/8" Long, (High Quality Elastomer For Durability And Performance)	Front	K200129 ‡	2 R309
1974-1969		Front	K201002	1 R309
Leaf Spring Shackle				
1983-1975	(Contains Shackle, Nuts, Bolts & Bushing)	Rear	K150411	2 R309
Leaf Spring Shackle Bracket				
1983-1975	(New Part - Pending Availability)	Rear	K150414	2 R309
Leaf Spring Shackle Bushing				
1983-1980	1-1/4" Outside Diameter X 2-7/8" Long, (High Quality Elastomer For Durability And Performance)	Lower	K200129 ‡	2 R309
1983-1975	1-1/4" Outside Diameter X 2-7/8" Long, (High Quality Elastomer For Durability And Performance)	Upper	K200129 ‡	2 R309
1974-1969		Upper	K201049	2 R309
		Lower	K201049	2 R309
Econoline E150				
Leaf Spring Bushing				
1979-1975	1-1/4" Outside Diameter X 2-7/8" Long, (High Quality Elastomer For Durability And Performance)	Front	K200129 ‡	2 R309
Leaf Spring Shackle				
1990	(Contains Shackle, Nuts, Bolts & Bushing)	Rear	K150409	2 R309
Leaf Spring Shackle Bracket				
1990-1975	(New Part - Pending Availability)	Rear	K150414	2 R309
Leaf Spring Shackle Bushing				
1990-1980	1-1/4" Outside Diameter X 2-7/8" Long, (High Quality Elastomer For Durability And Performance)	Lower	K200129 ‡	2 R309
1990-1975	.625" X 1.375" X 3.5"	Upper Rear	SB341	2 R309
		Lower Rear	SB341	2 R309
		Upper	K200129 ‡	2 R309
	1-1/4" Outside Diameter X 2-7/8" Long, (High Quality Elastomer For Durability And Performance)			
F100				
Leaf Spring Bolt Kit				
1972-1965	Four Wheel Drive (4X4), (Bolt And Bushing Kit)	Front	K150362	2
		Rear	K150362	2
1971-1957	Two Wheel Drive (4x2), (Bolt And Bushing Kit)	Front	K150195	2 R309
		Rear	K150195	4 R309
Leaf Spring Bushing				
1983-1980	1-11/16" Outside Diameter X 9/16" Inside Diameter	Front	SB340	2 R309
1979-1977	1-1/4" Outside Diameter X 2-7/8" Long, (High Quality Elastomer For Durability And Performance)	Front	K200129 ‡	2 R309
1976-1973	Two Wheel Drive (4x2), 1-1/4" Outside Diameter X 2-7/8" Long, (High Quality Elastomer For Durability And Performance)	Front	K200129 ‡	2 R309
1976-1966	Four Wheel Drive (4X4), .625" X 1.375" X 3.5"	Front	SB341	2
1972-1965	Four Wheel Drive (4X4)	Front	K200923	2
1971-1965	Two Wheel Drive (4x2), .570" X 1.125" X 2.75"	Upper Rear	SB253	2 R309
		Front	SB253	2 R309
		Rear	SB253	2 R309
1964-1961	Four Wheel Drive (4X4)	Front	K200957	2

FORD TRUCK-100, 150 Series - 1/2 Ton (Cont.)

REAR SUSPENSION (Cont.)

Year	Model/Application	Part	P/C Qty	Figure
F100				
Leaf Spring Shackle				
1981-1973	(Contains Shackle, Nuts, Bolts & Bushing)	Rear	K150411	2 R309
Leaf Spring Shackle Bracket				
1976-1966	(New Part - Pending Availability)	Rear	K150410	2 R309
Leaf Spring Shackle Bushing				
1981-1977	1-1/4" Outside Diameter X 2-7/8" Long, (High Quality Elastomer For Durability And Performance)	Upper	K200129 ‡	2 R309
	1-1/4" Outside Diameter X 2-7/8" Long, (High Quality Elastomer For Durability And Performance)	Lower	K200129 ‡	2 R309
1976-1973	Two Wheel Drive (4x2), 1-1/4" Outside Diameter X 2-7/8" Long, (High Quality Elastomer For Durability And Performance)	Upper	K200129 ‡	2 R309
	Two Wheel Drive (4x2), 1-1/4" Outside Diameter X 2-7/8" Long, (High Quality Elastomer For Durability And Performance)	Lower	K200129 ‡	2 R309
1972-1966	Four Wheel Drive (4X4)	Lower	K200923	2
1971-1965	Two Wheel Drive (4x2), .570" X 1.125" X 2.75"	Upper Rear	SB253	2 R309
	Two Wheel Drive (4x2), .570" X 1.125" X 2.75"	Front	SB253	2 R309
	Two Wheel Drive (4x2), .570" X 1.125" X 2.75"	Rear	SB253	2 R309
1964-1957	Four Wheel Drive (4X4)	Upper	K201003	2
	Four Wheel Drive (4X4)	Lower	K200957	2
Sway Bar Repair Kit				
1983-1980	(Contains Thermoplastic Bushing For Threaded Rod End) (Link Not Included, Contains Thermoplastic Bushing For Both Ends Of Link)		K8434 ‡ K8657	2 1
F150				
Leaf Spring Bushing				
1990-1980	Four Wheel Drive (4X4)	Front	SB344	2 R309
	Two Wheel Drive (4x2), 1-11/16" Outside Diameter X 9/16" Inside Diameter	Front	SB340	2 R309
1979-1976	Four Wheel Drive (4X4), .625" X 1.375" X 3.5"	Front	SB341	2 R309
	Two Wheel Drive (4x2), 1-1/4" Outside Diameter X 2-7/8" Long, (High Quality Elastomer For Durability And Performance)	Front	K200129 ‡	2 R309
1975	1-1/4" Outside Diameter X 2-7/8" Long, (High Quality Elastomer For Durability And Performance)	Front	K200129 ‡	2 R309
Leaf Spring Shackle				
1990-1986	Two Wheel Drive (4x2), (Contains Shackle, Nuts, Bolts & Bushing)	Rear	K150409	2 R309
1990-1980	Four Wheel Drive (4X4), (Contains Shackle, Nuts, Bolts & Bushing)	Rear	K150411	2 R309
1979-1976	(Contains Shackle, Nuts, Bolts & Bushing)	Rear	K150411	2 R309
Leaf Spring Shackle Bracket				
1990-1986	Two Wheel Drive (4x2), (New Part - Pending Availability)	Rear	K150414	2 R309
1990-1975	Four Wheel Drive (4X4), (New Part - Pending Availability)	Rear	K150410	2 R309
1979-1976	(New Part - Pending Availability)	Rear	K150410	2 R309
Leaf Spring Shackle Bushing				
1990-1980	Four Wheel Drive (4X4)		SB336	2 R309
1981-1976	Two Wheel Drive (4x2), 1-1/4" Outside Diameter X 2-7/8" Long, (High Quality Elastomer For Durability And Performance)		K200129 ‡	4 R309
1975	1-1/4" Outside Diameter X 2-7/8" Long, (High Quality Elastomer For Durability And Performance)		K200129 ‡	4 R309
Sway Bar Bushing				
1980	Four Wheel Drive (4X4), 1-1/8" Sway Bar Diameter, (Improved Design Bushing With Premium Rubber Material And Synthetic Fabric Lining Lasts Longer And Eliminates Noise)	To Frame	K201624 ‡	1
	Four Wheel Drive (4X4), 1-1/8" Sway Bar Diameter, (Standard Design)	To Frame	K8655	1
Sway Bar Link				
1990-1980	Four Wheel Drive (4X4), 12.9" Length, (Link And Bushing Kit)		K80016	2
	Two Wheel Drive (4x2), 13.8" Length, (Link And Bushing Kit)		K80017	2
Sway Bar Repair Kit				
1990-1980	(Contains Thermoplastic Bushing For Threaded Rod End) (Link Not Included, Contains Thermoplastic Bushing For Both Ends Of Link)		K8434 ‡ K8657	2 1
P100				
Leaf Spring Shackle Bushing				
1967-1957		Upper Lower	K201003 K200957	2 2
Super Wagon E150				
Leaf Spring Shackle Bracket				
1983-1978	(New Part - Pending Availability)	Rear	K150414	2 R309

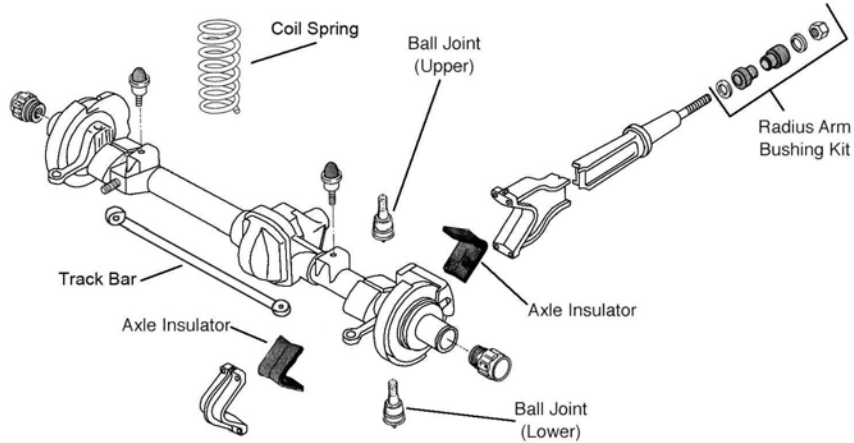
(Cont.) 100, 150 Series - 1/2 Ton-FORD TRUCK

REAR SUSPENSION (Cont.)

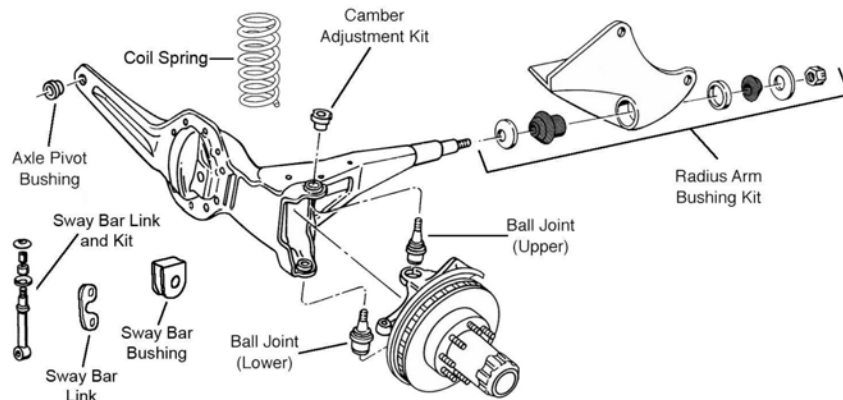
Year	Model/Application	Part	P/C Qty	Figure
Super Wagon E150				
Leaf Spring Shackle Bushing				
1983-1978	1-1/4" Outside Diameter X 2-7/8" Long, (High Quality Elastomer For Durability And Performance)	Upper	K200129 ‡	2 R309
	1-1/4" Outside Diameter X 2-7/8" Long, (High Quality Elastomer For Durability And Performance)	Lower	K200129 ‡	2 R309

200, 250 Series - 3/4 Ton-FORD TRUCK

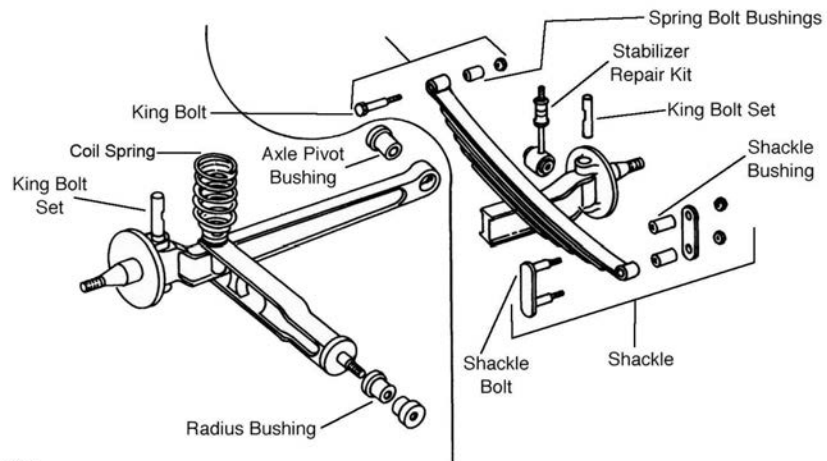
FRONT SUSPENSION



F150



F151

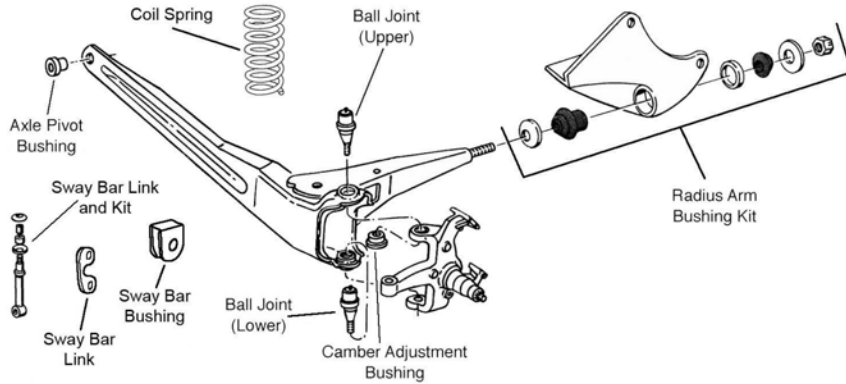


F152

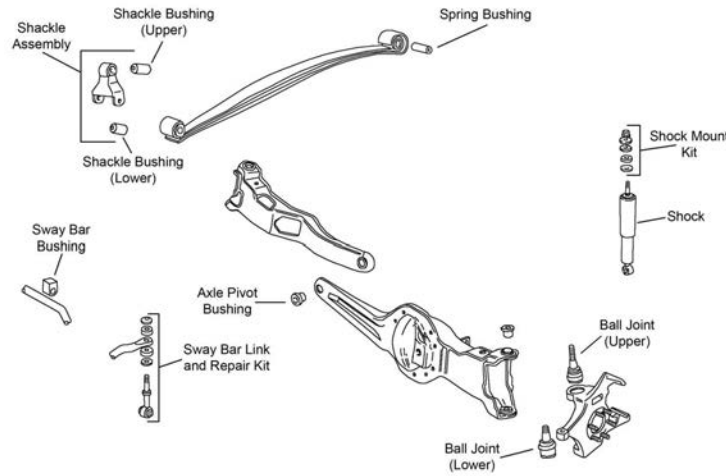
F152

FORD TRUCK-200, 250 Series - 3/4 Ton (Cont.)

FRONT SUSPENSION (Cont.)



F174



F454

Year	Model/Application	Part	P/C Qty	Figure
2GD				
King Bolt Set				
1942	.8120" X 5.860", (Contains Metal Bushing)	8350B	1	F152
	.822" X 5.860", (Contains Metal Bushing, Oversize, One Keyway)	8440B	1	F152
Leaf Spring Shackle Bushing				
1942		Upper K201105	2	F152
		Lower K201115	2	F152
2ND				
King Bolt Set				
1942	.8120" X 5.860", (Contains Metal Bushing)	8350B	1	F152
	.822" X 5.860", (Contains Metal Bushing, Oversize, One Keyway)	8440B	1	F152
Leaf Spring Shackle Bushing				
1942		Upper K201105	2	F152
		Lower K201115	2	F152
7GY				
King Bolt Set				
1947	.8120" X 5.860", (Contains Metal Bushing)	8350B	1	F152
	.822" X 5.860", (Contains Metal Bushing, Oversize, One Keyway)	8440B	1	F152
Leaf Spring Shackle Bushing				
1947		Upper K201105	2	F152
		Lower K201115	2	F152
21D				
King Bolt Set				
1942	.8120" X 5.860", (Contains Metal Bushing)	8350B	1	F152
	.822" X 5.860", (Contains Metal Bushing, Oversize, One Keyway)	8440B	1	F152
Leaf Spring Shackle Bushing				
1942		Upper K201105	2	F152
		Lower K201115	2	F152

FORD TRUCK-200, 250 Series - 3/4 Ton (Cont.)

FRONT SUSPENSION (Cont.)

Year	Model/Application	Part	P/C Qty	Figure
Club Wagon E250				
Sway Bar Link				
1990-1975	(Complete Kit, Contains Thermoplastic Bushing For Both Ends Of Link)	K8625 ‡	2	F152
Sway Bar Repair Kit				
1990-1975	(Contains Thermoplastic Bushing For Threaded Rod End) (Link Not Included, Contains Thermoplastic Bushing For Both Ends Of Link)	K8434 ‡ K8657	2 1	F152 F152
Econoline E200				
Front Axle Pivot Bushing				
1974-1969	Twin I-beam Axle	K8095	2	F152
Radius Arm Bushing Kit				
1974-1969	(Improved Design Kit With Thermoplastic For Heat Resistance) (Improved Design, Contains Washers) (Standard Design)	K80004 ‡ K8146 K8101	1 1 2	F152 F152 F152
Radius Arm Hardware Kit				
1974-1969	(10 Per Package, Self Locking Nut)	K4006	1	
Econoline E250				
Front Axle Pivot Bushing				
1990-1986	5/8" Bolts, (High Quality Elastomer For Durability And Performance)	K8621 ‡	1	F152
1990-1975	1/2" Bolt 5/8" Bolt, 1.702" Outside Diameter 5/8" Bolt, 1.762" Outside Diameter, (Standard Design)	K8672 K8312 K8300	2 2 2	F152 F152 F152
1985-1975	Right Axle Marked E4UA-3006CA; Left Axle Marked E4UA-3007CA, 5/8" Bolts, (High Quality Elastomer For Durability And Performance)	K8621 ‡	1	F152
King Bolt Set				
1990-1975	1.0540" X 6.685", (Contains Metal Bushing)	8574B	1	F152
Radius Arm Bushing Kit				
1990-1978	(Improved Design, Contains Thermoplastic Bushing For Heat Resistance, Design Allows Ease Of Installation) (Standard Design)	K80005 ‡ K8268	1 1	F152 F152
1977	From Serial Number Y60001, (Improved Design, Contains Thermoplastic Bushing For Heat Resistance, Design Allows Ease Of Installation) From Serial Number Y60001, (Standard Design) Thru Serial Number Y60001, (Improved Design Kit With Thermoplastic For Heat Resistance) Thru Serial Number Y60001, (Improved Design, Contains Washers) Thru Serial Number Y60001, (Standard Design)	K80005 ‡ K8268 K80004 ‡ K8146 K8101	1 1 1 1 2	F152 F152 F152 F152 F152
1977-1975	(Improved Design Kit With Thermoplastic For Heat Resistance)	K80004 ‡	1	F152
1976-1975	(Improved Design, Contains Washers) (Standard Design)	K8146 K8101	1 2	F152 F152
Radius Arm Hardware Kit				
1990-1975	(10 Per Package, Self Locking Nut)	K4006	1	F152
Sway Bar Bushing				
1990-1975	1" Sway Bar Diameter To Frame 1-1/16" Sway Bar Diameter To Frame 1-1/8" Sway Bar Diameter, (Improved Design Bushing With Premium Rubber Material And Synthetic Fabric Lining Lasts Longer And Eliminates Noise) To Frame 1-1/8" Sway Bar Diameter, (Standard Design) To Frame 1-3/16" Sway Bar Diameter, (Improved Design Bushing With Premium Rubber Material And Synthetic Fabric Lining Lasts Longer And Eliminates Noise) To Frame 1-3/16" Sway Bar Diameter, (Standard Design) To Frame 15/16" Sway Bar Diameter To Frame 7/8" Sway Bar Diameter To Frame	K8653 K8654 K201624 ‡ K8655 K201625 ‡ K8656 K8652 K8651	1 1 1 1 1 1 1 1	F152 F152 F152 F152 F152 F152 F152 F152
Sway Bar Link				
1990-1975	(Complete Kit, Contains Thermoplastic Bushing For Both Ends Of Link)	K8625 ‡	2	F152
Sway Bar Repair Kit				
1990-1975	(Contains Thermoplastic Bushing For Threaded Rod End) (Link Not Included, Contains Thermoplastic Bushing For Both Ends Of Link)	K8434 ‡ K8657	2 1	F152 F152
F2				
King Bolt Set				
1952-1948	.8120" X 5.860", (Contains Metal Bushing) .822" X 5.860", (Contains Metal Bushing, Oversize, One Keyway)	8350B 8440B	1 1	F152 F152
Leaf Spring Shackle				
1952-1948	Pickup (2 Dr.)	K150367	2	F152
Leaf Spring Shackle Bushing				
1952-1948		Upper K201105	2	F152

(Cont.) 200, 250 Series - 3/4 Ton-FORD TRUCK

FRONT SUSPENSION (Cont.)

Year	Model/Application	Part	P/C Qty	Figure
F2				
Leaf Spring Shackle Bushing				
1952-1948 (Cont.)	Lower	K201115	2	F152
F3				
King Bolt Set				
1952-1948	.8120" X 5.860", (Contains Metal Bushing)	8350B	1	F152
	.822" X 5.860", (Contains Metal Bushing, Oversize, One Keyway)	8440B	1	F152
F250				
Ball Joint				
1990-1987	Four Wheel Drive (4X4), 4.10 Gear Ratio, 4600 Lb Drive Axle, (Powdered Metal Gusher Brg. For Better Lubrication)	Lower K8435 ‡	2	F454
	Two Wheel Drive (4x2), (Powdered Metal Gusher Brg. For Better Lubrication)	Upper K8432T ‡	2	F174
	Two Wheel Drive (4x2), (Powdered Metal Gusher Brg. For Better Lubrication)	Lower K8433 ‡	2	F174
1990-1986	Four Wheel Drive (4X4), 3850 Lb Drive Axle, (Powdered Metal Gusher Brg. For Better Lubrication)	Lower K8195T ‡	2	F454
1990-1980	Four Wheel Drive (4X4), (Powdered Metal Gusher Brg. For Better Lubrication)	Upper K80026 ‡	2	F454
1986-1980	Four Wheel Drive (4X4), 4.10 Gear Ratio, 4500 And 4600 Lb Axle, (Powdered Metal Gusher Brg. For Better Lubrication)	Lower K8435 ‡	2	F454
1985-1984	Four Wheel Drive (4X4), 3850 Lb Drive Axle, Except 4.10 Gear Ratio, Under 8500 Lb GVW, (Powdered Metal Gusher Brg. For Better Lubrication)	Lower K8195T ‡	2	F454
1983-1980	Four Wheel Drive (4X4), 3800 Lb Drive Axle, (Powdered Metal Gusher Brg. For Better Lubrication)	Lower K8195T ‡	2	F454
1979-1978	Four Wheel Drive (4X4), Except 4500 Lb Drive Axle, (Powdered Metal Gusher Brg. For Better Lubrication)	Upper K8194T ‡	2	F151
	Four Wheel Drive (4X4), Except 4500 Lb Drive Axle, (Powdered Metal Gusher Brg. For Better Lubrication)	Lower K8195T ‡	2	F151
1977	Pickup (4 Dr.) Crew Cab, Four Wheel Drive (4X4), 3800 Lb Drive Axle, From Serial Number Y20001, (Powdered Metal Gusher Brg. For Better Lubrication)	Upper K8194T ‡	2	F150
	Pickup (4 Dr.) Crew Cab, Four Wheel Drive (4X4), 3800 Lb Drive Axle, From Serial Number Y20001, (Powdered Metal Gusher Brg. For Better Lubrication)	Lower K8195T ‡	2	F150
1977-1974	Pickup (2 Dr.), Four Wheel Drive (4X4), (Powdered Metal Gusher Brg. For Better Lubrication)	Upper K8194T ‡	2	F150
	Pickup (2 Dr.), Four Wheel Drive (4X4), (Powdered Metal Gusher Brg. For Better Lubrication)	Lower K8195T ‡	2	F150
Ball Joint Bushing Extractor and Installer				
1979-1973	Four Wheel Drive (4X4)	T40207	1	
Camber Kingpin				
1990-1980	Four Wheel Drive (4X4), Dana 60 Axle, 1-1/2 Degree Maximum Positive Camber, (Eccentric Bushing, Adjustable Camber Kingpin)	K992 ‡	2	F454
1979-1977	Four Wheel Drive (4X4), Dana 60 Axle, 1-1/2 Degree Maximum Positive Camber, (Eccentric Bushing, Adjustable Camber Kingpin)	K992 ‡	2	F150, F454
1976-1973	Four Wheel Drive (4X4), Dana 60 Axle, 1-1/2 Degree Maximum Positive Camber, (Eccentric Bushing, Adjustable Camber Kingpin)	K992 ‡	2	F150
Front Axle Pivot Bushing				
1990-1987	Two Wheel Drive (4x2), 1/2" Bolt	K8672	2	F174
	Two Wheel Drive (4x2), 5/8" Bolt, (Standard Design)	K8300	2	F174
1990-1980	Four Wheel Drive (4X4)	K8292	2	F454
	Four Wheel Drive (4X4), (Problem Solver Kit)	K8620	1	F454
1986-1980	Two Wheel Drive (4x2), 1/2" Bolt	K8672	2	F152
	Two Wheel Drive (4x2), 5/8" Bolt, (Standard Design)	K8300	2	F152
1985	Two Wheel Drive (4x2), 5/8" Bolts, Thru 8/84, (High Quality Elastomer For Durability And Performance)	K8621 ‡	1	F152
1984-1980	Two Wheel Drive (4x2), 5/8" Bolts, (High Quality Elastomer For Durability And Performance)	K8621 ‡	1	F152
1979-1965	Two Wheel Drive (4x2), 1.495" Outside Diameter	K8095	2	F152
1974-1971	Two Wheel Drive (4x2), Heavy Duty	K8177	2	F152
King Bolt Set				
1986-1980	Two Wheel Drive (4x2), Twin I-beam Axle, 1.0540" X 6.969", (Contains Metal Bushing)	8589B	1	F152
1979-1976	Cab-Chassis (2 Dr. Ext'd), Cab-Chassis (2 Dr.), Cab-Chassis (4 Dr.) Crew Cab, Pickup (2 Dr. Ext'd Cab), Pickup (2 Dr.), Pickup (4 Dr.) Crew Cab, 7500 And 8100 Lb GVW, 1.0540" X 6.450", (Contains Metal Bushing)	8555B	1	F152
1979-1975	Cab-Chassis (2 Dr.), Pickup (2 Dr.), 6200 And 6900 Lb GVW, .8593" X 6.483", (Contains Metal Bushing)	8540B	1	F152
	Cab-Chassis (2 Dr.), Pickup (2 Dr.), 6200 And 6900 Lb GVW, .8593" X 6.483", (Contains Nylon Bushing)	8540N	1	F152
1975	Cab-Chassis (2 Dr. Ext'd), Cab-Chassis (2 Dr.), Pickup (2 Dr. Ext'd Cab), Pickup (2 Dr.), 7500 And 8100 Lb GVW, 1.0540" X 6.450", (Contains Metal Bushing)	8555B	1	F152
1974	Cab-Chassis (2 Dr. Ext'd), Pickup (2 Dr. Ext'd Cab), Two Wheel Drive (4x2), 6300, 6900, 7500, And 8100 Lb GVW, 1.0540" X 6.450", (Contains Metal Bushing)	8555B	1	F152

FORD TRUCK-200, 250 Series - 3/4 Ton (Cont.)

FRONT SUSPENSION (Cont.)

Year	Model/Application	Part	P/C Qty	Figure
F250				
King Bolt Set				
1974-1973	Cab-Chassis (2 Dr.), Pickup (2 Dr.), Two Wheel Drive (4x2), 6200 Lb GVW, .8592" X 6.353", (Contains Nylon Bushing)	8524N	1	F152
	Cab-Chassis (4 Dr.) Crew Cab, Pickup (4 Dr.) Crew Cab, Two Wheel Drive (4x2), 1.0540" X 6.450", (Contains Metal Bushing)	8555B	1	F152
	300(4.9L), Cab-Chassis (2 Dr.), Pickup (2 Dr.), Two Wheel Drive (4x2), 6900 Lb GVW, .8592" X 6.353", (Contains Nylon Bushing)	8524N	1	F152
	302(5.0L), Cab-Chassis (2 Dr.), Pickup (2 Dr.), Two Wheel Drive (4x2), 6900 Lb GVW, .8592" X 6.353", (Contains Nylon Bushing)	8524N	1	F152
	360(5.9L), Cab-Chassis (2 Dr.), Pickup (2 Dr.), Two Wheel Drive (4x2), 6900 Lb GVW, .8592" X 6.353", (Contains Nylon Bushing)	8524N	1	F152
	390(6.4L), Cab-Chassis (2 Dr.), Pickup (2 Dr.), Two Wheel Drive (4x2), 6900 Lb GVW, .8592" X 6.353", (Contains Nylon Bushing)	8524N	1	F152
	460(7.5L), Cab-Chassis (2 Dr.), Pickup (2 Dr.), Two Wheel Drive (4x2), 6900 Lb GVW, 7500 And 8100 Lb GVW, 1.0540" X 6.450", (Contains Metal Bushing)	8555B	1	F152
1974-1972	Two Wheel Drive (4x2), 6200 Lb GVW, .8592" X 6.353", (Contains Metal Bushing)	8522B	1	F152
1974-1971	Two Wheel Drive (4x2), 6900 Lb GVW, .8592" X 6.353", (Contains Metal Bushing)	8524B	1	F152
	Two Wheel Drive (4x2), 6900 Lb GVW, .8692" X 6.353", (Contains Metal Bushing, Oversize)	8524B010	1	F152
1972	Two Wheel Drive (4x2), 6200 And 6900 Lb GVW, .8592" X 6.353", (Contains Nylon Bushing)	8524N	1	F152
	Two Wheel Drive (4x2), 7500 And 8100 Lb GVW, 1.0540" X 6.450", (Contains Metal Bushing)	8555B	1	F152
1971	Two Wheel Drive (4x2), 7500 Lb GVW, 1.0540" X 6.450", (Contains Metal Bushing)	8555B	1	F152
	Two Wheel Drive (4x2), Except 7500 Lb GVW, .8592" X 6.353", (Contains Nylon Bushing)	8524N	1	F152
1970-1966	Two Wheel Drive (4x2), .8592" X 6.353", (Contains Metal Bushing)	8524B	1	F152
	Two Wheel Drive (4x2), .8592" X 6.353", (Contains Nylon Bushing)	8524N	1	F152
	Two Wheel Drive (4x2), .8692" X 6.353", (Contains Metal Bushing, Oversize)	8524B010	1	F152
1965	.8592" X 6.353", (Contains Metal Bushing)	8496B	1	F152
	.8592" X 6.353", (Contains Nylon Bushing)	8496N	1	F152
1964-1960	Two Wheel Drive (4x2), .8590" X 6.540", (Contains Metal Bushing)	8455B	1	F152
	Two Wheel Drive (4x2), .8590" X 6.540", (Contains Thrust Washers)	8455T	1	F152
1964-1957	2600 Lb Axle, .8690" X 6.540", (Contains Metal Bushing, Oversize)	8455B010	1	F152
1956-1953	.8590" X 5.860", (Contains Metal Bushing)	8430B	1	F152
Leaf Spring Bolt				
1964-1961	Four Wheel Drive (4X4)	Front	K150304	2
	Four Wheel Drive (4X4)	Rear	K150304	2
	Two Wheel Drive (4x2)	Lower Front	K150354	2
1960-1957		Rear	K150353	2
Leaf Spring Bolt Kit				
1964-1961	Two Wheel Drive (4x2)	Rear	K150309	2
Leaf Spring Bushing				
1990-1980	Four Wheel Drive (4X4)	Front	SB349	2
1979-1978	Four Wheel Drive (4X4)	Front	K200996	1
1977	Four Wheel Drive (4X4), From Serial Number Y20001	Front	K200996	1
	Four Wheel Drive (4X4), Thru Serial Number Y20001, 1.25" Outside Diameter	Front	K200951	2
	Four Wheel Drive (4X4), Thru Serial Number Y20001, 1.500" Outside Diameter	Front	K201111	1
1976-1973	Four Wheel Drive (4X4), 1.25" Outside Diameter	Front	K200951	2
	Four Wheel Drive (4X4), 1.500" Outside Diameter	Front	K201111	1
1960-1959	Four Wheel Drive (4X4)	Fixed End	K200950	2
1960-1957	Two Wheel Drive (4x2)	Fixed End	K200948	2
Leaf Spring Shackle				
1964-1961	Two Wheel Drive (4x2)		K150316	2
1955-1953	Two Wheel Drive (4x2)		K150315	2
Leaf Spring Shackle Bolt				
1964-1961	Two Wheel Drive (4x2)	Upper Front	K150353	2
1956-1953			K150353	4
Leaf Spring Shackle Bushing				
1990-1980	Four Wheel Drive (4X4)	Rear	SB349	2
1979-1978	Four Wheel Drive (4X4)	Upper	K200951	2
	Four Wheel Drive (4X4)	Lower	K200997	2
1977	Four Wheel Drive (4X4), From Serial Number Y20001	Upper	K200951	2
	Four Wheel Drive (4X4), From Serial Number Y20001	Lower	K200997	2
	Four Wheel Drive (4X4), Thru Serial Number Y20001		K200951	4
1976-1973	Four Wheel Drive (4X4)		K200951	4
1964-1961	Two Wheel Drive (4x2)	Upper	K200948	2
	Two Wheel Drive (4x2)	Lower	K200950	2
1956-1953		Upper	K201105	2

(Cont.) 200, 250 Series - 3/4 Ton-FORD TRUCK

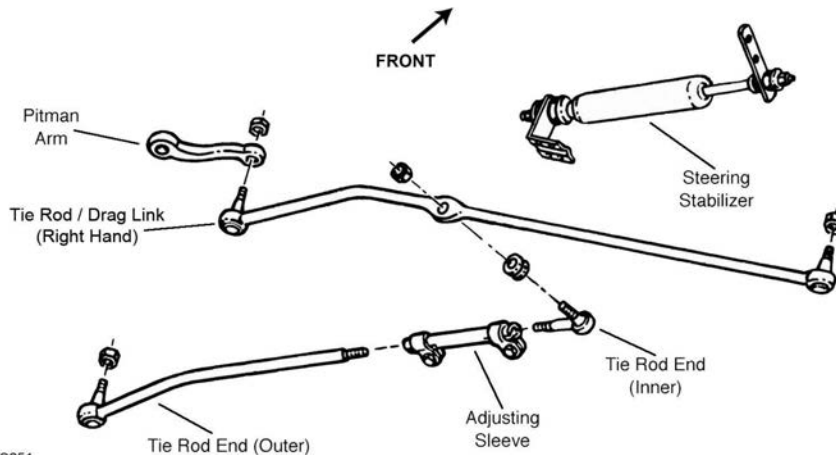
FRONT SUSPENSION (Cont.)							
Year	Model/Application	Part	P/C Qty	Figure			
F250							
Leaf Spring Shackle Bushing							
1956-1953 (Cont.)		Lower	K201115	2			
Radius Arm Bracket							
1990-1987	(Replaces Worn Radius Arm Mounting Bracket) (Replaces Worn Radius Arm Mounting Bracket)	Left	K8776 ‡	1	F174		
		Right	K8777 ‡	1	F174		
1986-1980	(Replaces Worn Radius Arm Mounting Bracket) (Replaces Worn Radius Arm Mounting Bracket)	Left	K8776 ‡	1	F152		
		Right	K8777 ‡	1	F152		
Radius Arm Bushing Kit							
1990-1987	(High Performance Bushing With Metal Insert Prevents Lateral Movement) (Improved Design Kit With Thermoplastic For Heat Resistance, Design Allows Ease Of Installation)		K8361 ‡	1	F174		
			K80007 ‡	2	F174		
1986-1982	(Improved Design)		K8359	1	F152		
1986-1980	(Improved Design Kit With Thermoplastic For Heat Resistance, Design Allows Ease Of Installation)		K80006 ‡	1	F152		
1981	From 11/80, (Improved Design) Thru 10/80, (Improved Design)		K8359	1	F152		
			K8295	1	F152		
1980	(Improved Design)		K8295	1	F152		
1979	Two Wheel Drive (4x2), From 2/1/79, (Improved Design Kit With Thermoplastic For Heat Resistance, Design Allows Ease Of Installation) Two Wheel Drive (4x2), Thru 1/79, (Improved Design Kit With Thermoplastic For Heat Resistance) Two Wheel Drive (4x2), Thru 1/79, (Standard Design) Two Wheel Drive (4x2), Welded Steel Washers On Frame Bracket, Thru 1/79, (Improved Design, Contains Washers)		K80006 ‡	1	F152		
			K80004 ‡	1	F152		
			K8101	2	F152		
			K8146	1	F152		
1979-1965	Two Wheel Drive (4x2), Plastic Spacer Rings On Frame Bracket, (Improved Design)		K8295	1	F152		
1978-1965	Two Wheel Drive (4x2), (Improved Design Kit With Thermoplastic For Heat Resistance) Two Wheel Drive (4x2), (Improved Design, Contains Thermoplastic Bushing For Heat Resistance, Design Allows Ease Of Installation) Two Wheel Drive (4x2), (Standard Design) Two Wheel Drive (4x2), Welded Steel Washers On Frame Bracket, (Improved Design, Contains Washers)		K80004 ‡	1	F152		
			K80006 ‡	1	F152		
			K8101	2	F152		
			K8146	1	F152		
Radius Arm Hardware Kit							
1990-1987	Two Wheel Drive (4x2), (10 Per Package, Self Locking Nut)		K4006	1	F174		
1986-1965	Two Wheel Drive (4x2), (10 Per Package, Self Locking Nut)		K4006	1	F152		
Radius Arm Heat Shield							
1990-1987	Two Wheel Drive (4x2), (20-Gauge Stainless Steel Material Provides Longer Service Life)		K8729 ‡	1	F174		
Sway Bar Bushing							
1990-1987	1" Sway Bar Diameter 1-1/16" Sway Bar Diameter 1-1/8" Sway Bar Diameter, (Improved Design Bushing With Premium Rubber Material And Synthetic Fabric Lining Lasts Longer And Eliminates Noise) 1-1/8" Sway Bar Diameter, (Standard Design) 1-3/16" Sway Bar Diameter, (Improved Design Bushing With Premium Rubber Material And Synthetic Fabric Lining Lasts Longer And Eliminates Noise) 1-3/16" Sway Bar Diameter, (Standard Design) 15/16" Sway Bar Diameter 7/8" Sway Bar Diameter	To Frame	K8653	1	F174, F454		
		To Frame	K8654	1	F174, F454		
		To Frame	K201624 ‡	1	F174, F454		
		To Frame	K8655	1	F174, F454		
		To Frame	K201625 ‡	1	F174, F454		
		To Frame	K8656	1	F174, F454		
		To Frame	K8652	1	F174, F454		
		To Frame	K8651	1	F174, F454		
		1986-1980	1" Sway Bar Diameter 1-1/16" Sway Bar Diameter 1-1/8" Sway Bar Diameter, (Improved Design Bushing With Premium Rubber Material And Synthetic Fabric Lining Lasts Longer And Eliminates Noise) 1-1/8" Sway Bar Diameter, (Standard Design) 1-3/16" Sway Bar Diameter, (Improved Design Bushing With Premium Rubber Material And Synthetic Fabric Lining Lasts Longer And Eliminates Noise) 1-3/16" Sway Bar Diameter, (Standard Design) 15/16" Sway Bar Diameter 7/8" Sway Bar Diameter	To Frame	K8653	1	F152, F454
				To Frame	K8654	1	F152, F454
To Frame	K201624 ‡			1	F152, F454		
To Frame	K8655			1	F152, F454		
To Frame	K201625 ‡			1	F152, F454		
To Frame	K8656			1	F152, F454		
To Frame	K8652			1	F152, F454		
To Frame	K8651			1	F152, F454		
1979-1973	Two Wheel Drive (4x2), 1-1/16" Sway Bar Diameter Two Wheel Drive (4x2), 1-1/8" Sway Bar Diameter, (Improved Design Bushing With Premium Rubber Material And Synthetic Fabric Lining Lasts Longer And Eliminates Noise) Two Wheel Drive (4x2), 1-1/8" Sway Bar Diameter, (Standard Design)			To Frame	K8654	1	F152
				To Frame	K201624 ‡	1	F152
		To Frame	K8655	1	F152		
Sway Bar Link							
1990-1989	Two Wheel Drive (4x2), (Link And Bushing Kit) Two Wheel Drive (4x2), (Link And Bushing Kit)	Left	K700053	1	F174		
		Right	K700054	1	F174		
1990-1980	Four Wheel Drive (4X4), (Link And Bushing Kit)		K8662	2	F454		
Sway Bar Repair Kit							
1990-1987	Except 7700 Lb GVW, (Contains Thermoplastic Bushing For Threaded Rod End) Except 7700 Lb GVW, (Link Not Included, Contains Thermoplastic Bushing For Both Ends Of Link)		K8434 ‡	2	F174, F454		
			K8657	1	F174, F454		
1986-1980	Except 7700 Lb GVW, (Contains Thermoplastic Bushing For Threaded Rod End)		K8434 ‡	2	F152, F454		

FORD TRUCK-200, 250 Series - 3/4 Ton (Cont.)

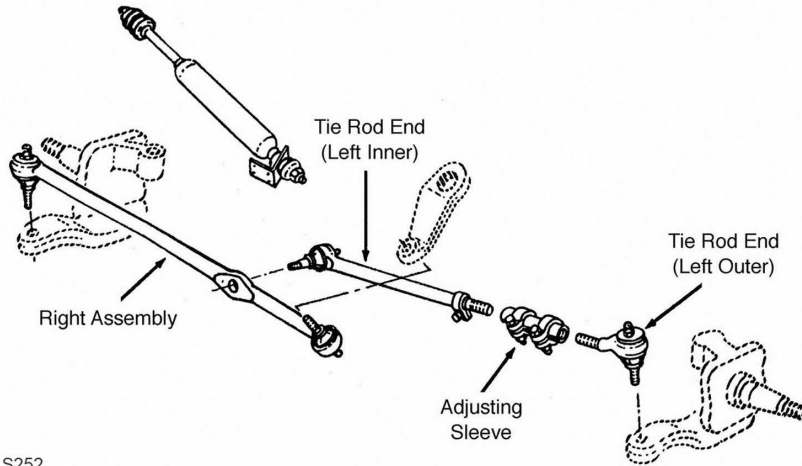
FRONT SUSPENSION (Cont.)

Year	Model/Application	Part	P/C Qty	Figure
F250				
Sway Bar Repair Kit				
1986-1980 (Cont.)	Except 7700 Lb GVW, (Link Not Included, Contains Thermoplastic Bushing For Both Ends Of Link)	K8657	1	F152, F454
1979-1978	Four Wheel Drive (4X4), (Contains Thermoplastic Bushing For Threaded Rod End)	K8434 ‡	2	F151
	Four Wheel Drive (4X4), (Link Not Included, Contains Thermoplastic Bushing For Both Ends Of Link)	K8657	1	F151
1979-1975	Four Wheel Drive (4X4), (Contains Thermoplastic Bushing For Threaded Rod End)	K8434 ‡	2	
1979-1973	Four Wheel Drive (4X4), (Link Not Included, Contains Thermoplastic Bushing For Both Ends Of Link)	K8657	1	
Super Wagon E250				
Front Axle Pivot Bushing				
1983	1/2" Bolt	K8672	2	F152
	5/8" Bolt, 1.702" Outside Diameter	K8312	2	F152
	5/8" Bolt, 1.762" Outside Diameter, (Standard Design)	K8300	2	F152
1980-1978	1/2" Bolt	K8672	2	F152
	5/8" Bolt, 1.702" Outside Diameter	K8312	2	F152
	5/8" Bolt, 1.762" Outside Diameter, (Standard Design)	K8300	2	F152
King Bolt Set				
1983	1.0540" X 6.685", (Contains Metal Bushing)	8574B	1	F152
1980-1978	1.0540" X 6.685", (Contains Metal Bushing)	8574B	1	F152
Radius Arm Bushing Kit				
1983	(Standard Design)	K8268	1	F152
1980-1978	(Standard Design)	K8268	1	F152
Sway Bar Bushing				
1983	1-1/16" Sway Bar Diameter To Frame	K8654	1	
	1-1/8" Sway Bar Diameter, (Improved Design Bushing With Premium Rubber Material And Synthetic Fabric Lining Lasts Longer And Eliminates Noise) To Frame	K201624 ‡	1	
	1-1/8" Sway Bar Diameter, (Standard Design) To Frame	K8655	1	
	1-3/16" Sway Bar Diameter, (Improved Design Bushing With Premium Rubber Material And Synthetic Fabric Lining Lasts Longer And Eliminates Noise) To Frame	K201625 ‡	1	
	1-3/16" Sway Bar Diameter, (Standard Design) To Frame	K8656	1	
	15/16" Sway Bar Diameter To Frame	K8652	1	
	7/8" Sway Bar Diameter To Frame	K8651	1	
1980-1978	1-1/16" Sway Bar Diameter To Frame	K8654	1	
	1-1/8" Sway Bar Diameter, (Improved Design Bushing With Premium Rubber Material And Synthetic Fabric Lining Lasts Longer And Eliminates Noise) To Frame	K201624 ‡	1	
	1-1/8" Sway Bar Diameter, (Standard Design) To Frame	K8655	1	
	1-3/16" Sway Bar Diameter, (Improved Design Bushing With Premium Rubber Material And Synthetic Fabric Lining Lasts Longer And Eliminates Noise) To Frame	K201625 ‡	1	
	1-3/16" Sway Bar Diameter, (Standard Design) To Frame	K8656	1	
	15/16" Sway Bar Diameter To Frame	K8652	1	
	7/8" Sway Bar Diameter To Frame	K8651	1	
Sway Bar Link				
1983	(Complete Kit, Contains Thermoplastic Bushing For Both Ends Of Link)	K8625 ‡	2	
1980-1978	(Complete Kit, Contains Thermoplastic Bushing For Both Ends Of Link)	K8625 ‡	2	

STEERING

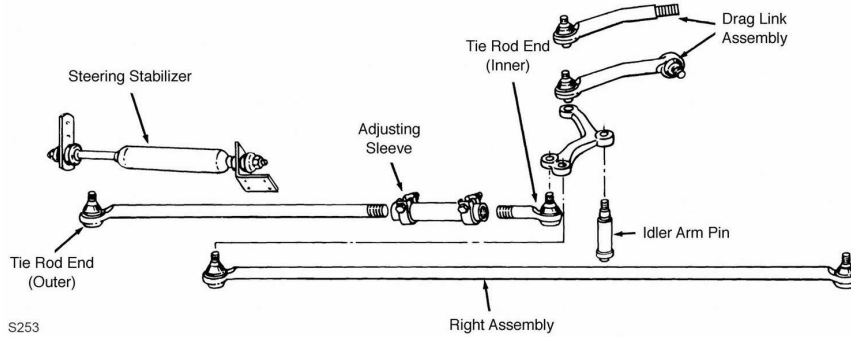


STEERING (Cont.)



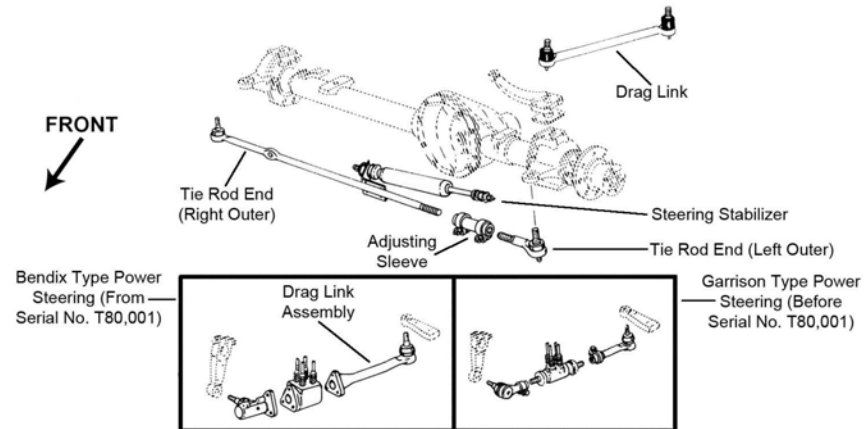
S252

S252



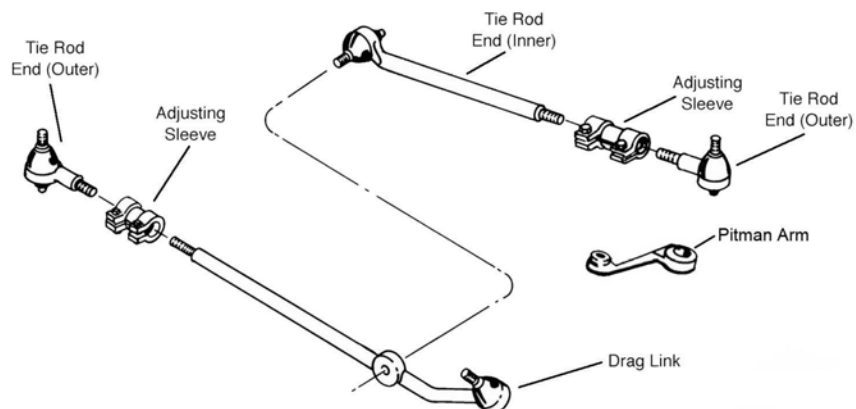
S253

S253



S255

S255



S286

S286

FORD TRUCK-200, 250 Series - 3/4 Ton (Cont.)

STEERING (Cont.)

Year	Model/Application	Part	P/C Qty	Figure
Club Wagon E200				
Steering Damper Bellows				
1974-1971	Twin I-beam Axle, (Trail Boss)	Front	SSD68	1
Steering Damper Kit				
1974-1969	Twin I-beam Axle, (Trail Boss)	Front	SSD20	1
Tie Rod Adjusting Sleeve				
1974-1969		Left	ES362S	1 S253
Club Wagon E250				
Drag Link Assembly				
1988-1975	(1 Piece Design, Includes Sunoloy-Coated Metal Bearing To Combine Durability With Smooth Stud Swing) (Optional Three Piece Design, Inner Rod End, Powdered Metal Gusher Brg. For Better Lubrication) (Optional Three Piece Design, Outer Rod End, Powdered Metal Gusher Brg. For Better Lubrication)		DS1140 ‡	1 S252
			DS1175 ‡	1 S286
			ES2914R ‡	1 S286
Steering Damper Bellows				
1990-1975	Steering Linkage In Front Axle, (Trail Boss)	Front	SSD68	1
Steering Damper Cylinder				
1990-1975	Steering Linkage In Front Axle, (Trail Boss)	Front	SSD48	1
Steering Damper Kit				
1990-1975	Steering Linkage In Front Axle, (Trail Boss)	Front	SSD13	1
Tie Rod Adjusting Sleeve				
1990-1989	1" - 18 Threads, 5.5" Length, (Coated For Corrosion Resistance)	Left	ES362S	1 S286
		Right	ES2012S ‡	1 S286
1988	From 2/88, 1" - 18 Threads, 5.5" Length, (Coated For Corrosion Resistance)	Left	ES362S	1 S252, S286
		Right	ES2012S ‡	1 S286
1987-1975		Left	ES362S	1 S252
Tie Rod End				
1990-1989	18.25" Length, (Powdered Metal Gusher Brg. For Better Lubrication) 4.88" Length, (Powdered Metal Gusher Brg. For Better Lubrication)	Left Inner	DS918 ‡	1 S286
		Left Outer	ES2065L ‡	1 S286
1990-1988	(Powdered Metal Gusher Brg. For Better Lubrication) (Powdered Metal Gusher Brg. For Better Lubrication)	Right Outer	ES2914R ‡	1 S286
		Right Inner	DS1175 ‡	1 S286
1988	18.25" Length, (Powdered Metal Gusher Brg. For Better Lubrication) 4.88" Length, (Powdered Metal Gusher Brg. For Better Lubrication)	Left Inner	DS918 ‡	1 S252, S286
		Left Outer	ES2065L ‡	1 S252, S286
1988-1975	(Complete Assembly, Includes Sunoloy-Coated Metal Bearing To Combine Durability With Smooth Stud Swing)	Right	DS1140 ‡	1 S252
1987-1979	18.25" Length, (Powdered Metal Gusher Brg. For Better Lubrication) 4.88" Length, (Powdered Metal Gusher Brg. For Better Lubrication)	Left Inner	DS918 ‡	1 S252
		Left Outer	ES2065L ‡	1 S252
1987-1978	(Optional Component Of Assembly, Powdered Metal Gusher Brg. For Better Lubrication) (Optional Component Of Assembly, Powdered Metal Gusher Brg. For Better Lubrication)	Right Outer	ES2914R ‡	1 S286
		Right Inner	DS1175 ‡	1 S286
1978	From Serial Number Y80001, 18.25" Length, (Powdered Metal Gusher Brg. For Better Lubrication) From Serial Number Y80001, 4.88" Length, (Powdered Metal Gusher Brg. For Better Lubrication)	Left Inner	DS918 ‡	1 S252
		Left Outer	ES2065L ‡	1 S252
1977	From Serial Number Y80001, (Powdered Metal Gusher Brg. For Better Lubrication) From Serial Number Y80001, (Powdered Metal Gusher Brg. For Better Lubrication)	Left Outer	ES2065L ‡	1 S252
		Left Inner	DS918 ‡	1 S252
Econoline E200				
Steering Damper Bellows				
1974-1971	Twin I-beam Axle, (Trail Boss)	Front	SSD68	1
Steering Damper Kit				
1974-1969	Twin I-beam Axle, (Trail Boss)	Front	SSD20	1
Tie Rod Adjusting Sleeve				
1974-1969		Left	ES362S	1 S253
Econoline E250				
Drag Link Assembly				
1990-1989	(Powdered Metal Gusher Brg. For Better Lubrication)		DS1175 ‡	1 S286
1988-1975	(1 Piece Design, Includes Sunoloy-Coated Metal Bearing To Combine Durability With Smooth Stud Swing) (Optional Three Piece Design, Inner Rod End, Powdered Metal Gusher Brg. For Better Lubrication) (Optional Three Piece Design, Outer Rod End, Powdered Metal Gusher Brg. For Better Lubrication)		DS1140 ‡	1 S252
			DS1175 ‡	1 S286
			ES2914R ‡	1 S286
Steering Damper Bellows				
1990-1975	Steering Linkage In Front Axle, (Trail Boss)	Front	SSD68	1
Steering Damper Cylinder				
1990-1975	Steering Linkage In Front Axle, (Trail Boss)	Front	SSD48	1

(Cont.) 200, 250 Series - 3/4 Ton-FORD TRUCK

STEERING (Cont.)					
Year	Model/Application	Part	P/C Qty	Figure	
Econoline E250					
Steering Damper Kit					
1990-1975	Steering Linkage In Front Axle, (Trail Boss)	Front	SSD13	1	
Tie Rod Adjusting Sleeve					
1990-1989	1" - 18 Threads, 5.5" Length, (Coated For Corrosion Resistance)	Left Right	ES362S ES2012S ‡	1 1	S286 S286
1988	From 2/88, 1" - 18 Threads, 5.5" Length, (Coated For Corrosion Resistance)	Left Right	ES362S ES2012S ‡	1 1	S252, S286 S286
1987-1975		Left	ES362S	1	S252
Tie Rod End					
1990-1989	18.25" Length, (Powdered Metal Gusher Brg. For Better Lubrication) 4.88" Length, (Powdered Metal Gusher Brg. For Better Lubrication)	Left Inner Left Outer	DS918 ‡ ES2065L ‡	1 1	S286 S286
1990-1988	(Powdered Metal Gusher Brg. For Better Lubrication) (Powdered Metal Gusher Brg. For Better Lubrication)	Right Outer Right Inner	ES2914R ‡ DS1175 ‡	1 1	S286 S286
1988	18.25" Length, (Powdered Metal Gusher Brg. For Better Lubrication) 4.88" Length, (Powdered Metal Gusher Brg. For Better Lubrication)	Left Inner Left Outer	DS918 ‡ ES2065L ‡	1 1	S252, S286 S252, S286
1988-1975	(Complete Assembly, Includes Sunoloy-Coated Metal Bearing To Combine Durability With Smooth Stud Swing)	Right	DS1140 ‡	1	S252
1987-1979	18.25" Length, (Powdered Metal Gusher Brg. For Better Lubrication) 4.88" Length, (Powdered Metal Gusher Brg. For Better Lubrication)	Left Inner Left Outer	DS918 ‡ ES2065L ‡	1 1	S252 S252
1987-1978	(Optional Component Of Assembly, Powdered Metal Gusher Brg. For Better Lubrication) (Optional Component Of Assembly, Powdered Metal Gusher Brg. For Better Lubrication)	Right Outer Right Inner	ES2914R ‡ DS1175 ‡	1 1	S286 S286
1978	From Serial Number Y80001, 18.25" Length, (Powdered Metal Gusher Brg. For Better Lubrication)	Left Inner	DS918 ‡	1	S252
1978-1977	From Serial Number Y80001, 4.88" Length, (Powdered Metal Gusher Brg. For Better Lubrication)	Left Outer	ES2065L ‡	1	S252
1977	From Serial Number Y80001, (Powdered Metal Gusher Brg. For Better Lubrication)	Left Inner	DS918 ‡	1	S252
F250					
Drag Link Assembly					
1990-1989	Two Wheel Drive (4x2), Over 4200 Lb Front Gross Axle Wheel Rating, 1" - 18 Threads, (Powdered Metal Gusher Brg. For Better Lubrication)	Right Inner	DS1073 ‡	1	S286
1990-1986	Four Wheel Drive (4X4), (Powdered Metal Gusher Brg. For Better Lubrication)		DS1069 ‡	1	S286
1985	Four Wheel Drive (4X4), From 1/85, (Powdered Metal Gusher Brg. For Better Lubrication) Four Wheel Drive (4X4), Thru 12/84, (Powdered Metal Gusher Brg. For Better Lubrication)	Right Inner	DS1069 ‡ DS1001 ‡	1 1	S286 S286
1984-1980	Four Wheel Drive (4X4), (Powdered Metal Gusher Brg. For Better Lubrication)	Right Inner	DS1001 ‡	1	S286
1979-1978	Four Wheel Drive (4X4)		DS913	1	S255
1979-1977	Pickup (2 Dr.), Two Wheel Drive (4x2), 6200 And 6900 Lb GVW, Dual Piston Calipers, (Powdered Metal Gusher Brg. For Better Lubrication) Pickup (2 Dr.), Two Wheel Drive (4x2), 7900 And 8100 Lb GVW, (Powdered Metal Gusher Brg. For Better Lubrication) Pickup (4 Dr.) Crew Cab, Two Wheel Drive (4x2), (Powdered Metal Gusher Brg. For Better Lubrication)	Right Right Right	DS796 ‡ DS796 ‡ DS796 ‡	1 1 1	S251 S251 S251
1979-1975	Two Wheel Drive (4x2), .730" Sway Bar Diameter, 6200 And 6900 Lb GVW, Single Piston Calipers, (Powdered Metal Gusher Brg. For Better Lubrication)		DS807 ‡	1	S251
1977	Four Wheel Drive (4X4), Power Steering		DS913	1	S255
1977-1967	Four Wheel Drive (4X4), Manual Steering, (Powdered Metal Gusher Brg. For Better Lubrication)		DS801 ‡	1	S255
1976-1975	Two Wheel Drive (4x2), 3500 Lb Axle Stamped D2TA3008 Or 9BB (7500 or 8100 GVW), (Powdered Metal Gusher Brg. For Better Lubrication)		DS796 ‡	1	S251
1974-1973	Two Wheel Drive (4x2), 6200 Lb GVW, (Powdered Metal Gusher Brg. For Better Lubrication) Pickup (2 Dr.), Two Wheel Drive (4x2), 6900, 7500, Or 8100 Lb GVW, Twin I-beam Axle, (Powdered Metal Gusher Brg. For Better Lubrication)	Right	DS807 ‡ DS796 ‡	1 1	S251 S251
1972	Two Wheel Drive (4x2), 3000 Lb Axle Stamped D2TA3008 Or 9DA, (Powdered Metal Gusher Brg. For Better Lubrication) Two Wheel Drive (4x2), 6900, 7500, Or 8100 Lb GVW, Twin I-beam Axle, (Powdered Metal Gusher Brg. For Better Lubrication)	Right Right	DS795 ‡ DS796 ‡	1 1	S251 S251
1971	Two Wheel Drive (4x2), 12" x 2-1/8" Drum Brakes, From Serial Number M00001, (Powdered Metal Gusher Brg. For Better Lubrication) Two Wheel Drive (4x2), 3000 Lb Axle Stamped D2TA3008 Or 9DA, 3500 Lb Axle Stamped D2TA3008 Or 9BB (7500 or 8100 GVW), From Serial Number M00001, (Powdered Metal Gusher Brg. For Better Lubrication) Two Wheel Drive (4x2), 3000 Lb Axle, Thru Serial Number M00001, (Powdered Metal Gusher Brg. For Better Lubrication)	Right Right Right	DS795 ‡ DS796 ‡ DS737 ‡	1 1 1	S251 S251 S251
1970-1965	Two Wheel Drive (4x2), 3000 Lb Axle, (Powdered Metal Gusher Brg. For Better Lubrication)	Right	DS737 ‡	1	S251
1966-1961	Four Wheel Drive (4X4), Except 3500 Lb Drive Axle, Manual Steering, (Powdered Metal Gusher Brg. For Better Lubrication)		DS658 ‡	1	
1964-1961	Two Wheel Drive (4x2), (Powdered Metal Gusher Brg. For Better Lubrication)		DS658 ‡	1	
1960-1959	(Powdered Metal Gusher Brg. For Better Lubrication)		DS658 ‡	1	

FORD TRUCK-200, 250 Series - 3/4 Ton (Cont.)

STEERING (Cont.)

Year	Model/Application	Part	P/C Qty	Figure
F250				
Drag Link Assembly				
1958	Two Wheel Drive (4x2), (Powdered Metal Gusher Brg. For Better Lubrication)	DS658 ‡	1	
Pitman Arm				
1990-1987	Two Wheel Drive (4x2), (MOOG Engineered Steel Composition Enhances Strength)	K8750 ‡	1	S286
1986-1983	Two Wheel Drive (4x2), Power Steering, (MOOG Engineered Steel Composition Enhances Strength)	K8755 ‡	1	S286
1982	Two Wheel Drive (4x2), From 5/82, Power Steering, (MOOG Engineered Steel Composition Enhances Strength)	K8755 ‡	1	S286
Steering Damper Bellows				
1990-1980	Four Wheel Drive (4X4), (Super Trail Boss)	Front SSD90	1	
	Four Wheel Drive (4X4), Except Sway Bar Equipped Vehicles, (Trail Boss)	Front SSD68	1	
	Two Wheel Drive (4x2), (Super Trail Boss)	Front SSD90	1	
1982-1965	Two Wheel Drive (4x2), (Trail Boss)	Front SSD68	1	
1979-1960	Four Wheel Drive (4X4), (Trail Boss)	Front SSD68	1	
1977	Four Wheel Drive (4X4), Thru 2/28/77, (Super Trail Boss)	Front SSD90	1	
1976-1960	Four Wheel Drive (4X4), (Super Trail Boss)	Front SSD90	1	
1964-1960	Two Wheel Drive (4x2), Straight Axle, (Trail Boss)	Front SSD68	1	
1959-1953	Straight Axle, (Trail Boss)	Front SSD68	1	
Steering Damper Cylinder				
1990-1980	(Super Trail Boss)	Front SSD82	1	
1985-1983	Four Wheel Drive (4X4), Except Sway Bar Equipped Vehicles, (Super Trail Boss)	Front SSD82	1	
1979-1978	Four Wheel Drive (4X4), (Trail Boss)	Front SSD49	1	
1977	Four Wheel Drive (4X4), From 3/1/77, (Trail Boss)	Front SSD49	1	
	Four Wheel Drive (4X4), Thru 2/28/77, (Super Trail Boss)	Front SSD82	1	
	Four Wheel Drive (4X4), Thru 2/28/77, (Trail Boss)	Front SSD48	1	
1976-1960	Four Wheel Drive (4X4), (Super Trail Boss)	Front SSD82	1	
	Four Wheel Drive (4X4), (Trail Boss)	Front SSD48	1	
1964-1960	Two Wheel Drive (4x2), Straight Axle, (Trail Boss)	Front SSD42	1	
Steering Damper Kit				
1990	Two Wheel Drive (4x2), Except Power Steering Slave Cylinder, (Super Trail Boss)	Front SSD113	1	
1990-1980	Four Wheel Drive (4X4), Except Sway Bar Equipped Vehicles, (Trail Boss)	Front SSD51	1	
1989-1983	Two Wheel Drive (4x2), (Super Trail Boss)	Front SSD113	1	
1985-1980	Two Wheel Drive (4x2), Except Sway Bar Equipped Vehicles, (Trail Boss)	Front SSD50	1	
1982-1980	Two Wheel Drive (4x2), Except Power Steering Slave Cylinder, (Super Trail Boss)	Front SSD113	1	
1979-1965	Two Wheel Drive (4x2), Twin I-beam Axle, (Trail Boss)	Front SSD20	1	
1977	Four Wheel Drive (4X4), Thru 2/28/77, (Trail Boss)	Front SSD13	1	
1976-1960	Four Wheel Drive (4X4), (Super Trail Boss)	Front SSD92	1	
	Four Wheel Drive (4X4), (Trail Boss)	Front SSD13	1	
1964-1960	Two Wheel Drive (4x2), Straight Axle, (Super Trail Boss)	Front SSD99	1	
1959-1953	Straight Axle, (Super Trail Boss)	Front SSD99	1	
Tie Rod Adjusting Sleeve				
1990-1989	Two Wheel Drive (4x2), Up To 4200 Lb Front Gross Axle Wheel Rating, 22mm Threads	Right ES2079S	1	S286
1990-1980	Four Wheel Drive (4X4), 22mm Threads	ES2079S	2	S286
	Two Wheel Drive (4x2), 20mm Thread	Left ES2080S	1	S286
1988-1980	Two Wheel Drive (4x2), 22mm Threads	Right ES2079S	1	S286
1979-1977	Four Wheel Drive (4X4), From Serial Number Y20001	ES2066S	2	S255
1979-1965	Two Wheel Drive (4x2), 4.50" Length	ES362S	1	S251
1977	Four Wheel Drive (4X4), Manual Steering, 1" - 18 Threads, 5.5" Length, (Coated For Corrosion Resistance)	Left ES2012S ‡	1	S255
	Four Wheel Drive (4X4), Power Steering, Thru Chassis Serial Number Y20, 001, 1" - 18 Threads, 5.5" Length, (Coated For Corrosion Resistance)	Left ES2012S ‡	1	S255
1976-1973	Four Wheel Drive (4X4), 1" - 18 Threads, 5.5" Length, (Coated For Corrosion Resistance)	Left ES2012S ‡	1	S255
Tie Rod End				
1990	Two Wheel Drive (4x2), Up To 4200 Lb Front Axle, (Powdered Metal Gusher Brg. For Better Lubrication)	Right Outer ES2077RT ‡	1	S286
	Two Wheel Drive (4x2), Up To 4200 Lb Front Axle, (Powdered Metal Gusher Brg. For Better Lubrication)	Right Inner DS1138T ‡	1	S286
1990-1989	Two Wheel Drive (4x2), Over 4200 Lb Front Gross Axle Wheel Rating, 1" - 18 Threads, (Powdered Metal Gusher Brg. For Better Lubrication)	Right Outer ES2396R ‡	1	S286
	Two Wheel Drive (4x2), Over 4200 Lb Front Gross Axle Wheel Rating, 1" - 18 Threads, (Powdered Metal Gusher Brg. For Better Lubrication)	Right Inner DS1073 ‡	1	S286
1990-1986	Four Wheel Drive (4X4), 22mm Threads, (Powdered Metal Gusher Brg. For Better Lubrication)	Left Outer ES2728L ‡	1	S286

(Cont.) 200, 250 Series - 3/4 Ton-FORD TRUCK**STEERING (Cont.)**

Year	Model/Application	Part	P/C Qty	Figure
F250				
Tie Rod End				
1990-1986 (Cont.)	Four Wheel Drive (4X4), 22mm Threads, (Powdered Metal Gusher Brg. For Better Lubrication)	Right Outer	ES2727R ‡	1 S286
	Four Wheel Drive (4X4), 22mm Threads, (Powdered Metal Gusher Brg. For Better Lubrication)	Left Inner	DS1072 ‡	1 S286
	Four Wheel Drive (4X4), 22mm Threads, (Powdered Metal Gusher Brg. For Better Lubrication)	Right Inner	DS1069 ‡	1 S286
1990-1980	Two Wheel Drive (4x2), (Powdered Metal Gusher Brg. For Better Lubrication)	Left Outer	ES2078LT ‡	1 S286
	Two Wheel Drive (4x2), 20mm Thread, (Powdered Metal Gusher Brg. For Better Lubrication)	Left Inner	DS1017T ‡	1 S286
1989	Two Wheel Drive (4x2), Up To 4200 Lb Front Axle, From 3/89, (Powdered Metal Gusher Brg. For Better Lubrication)	Right Outer	ES2077RT ‡	1 S286
	Two Wheel Drive (4x2), Up To 4200 Lb Front Axle, From 3/89, (Powdered Metal Gusher Brg. For Better Lubrication)	Right Inner	DS1138T ‡	1 S286
1988-1986	Two Wheel Drive (4x2), Up To 4200 Lb Front Axle, (Powdered Metal Gusher Brg. For Better Lubrication)	Right Inner	DS1138T ‡	1 S286
1988-1980	Two Wheel Drive (4x2), (Powdered Metal Gusher Brg. For Better Lubrication)	Right Outer	ES2077RT ‡	1 S286
1985	Four Wheel Drive (4X4), From 1/85, 22mm Threads, (Powdered Metal Gusher Brg. For Better Lubrication)	Left Outer	ES2728L ‡	1 S286
	Four Wheel Drive (4X4), From 1/85, 22mm Threads, (Powdered Metal Gusher Brg. For Better Lubrication)	Right Outer	ES2727R ‡	1 S286
	Four Wheel Drive (4X4), From 1/85, 22mm Threads, (Powdered Metal Gusher Brg. For Better Lubrication)	Left Inner	DS1072 ‡	1 S286
	Four Wheel Drive (4X4), From 1/85, 22mm Threads, (Powdered Metal Gusher Brg. For Better Lubrication)	Right Inner	DS1069 ‡	1 S286
	Four Wheel Drive (4X4), Thru 12/84, 22mm Threads, (Powdered Metal Gusher Brg. For Better Lubrication)	Left Inner	DS1002 ‡	1 S286
	Four Wheel Drive (4X4), Thru 12/84, 22mm Threads, (Powdered Metal Gusher Brg. For Better Lubrication)	Right Inner	DS1001 ‡	1 S286
	Two Wheel Drive (4x2), (Powdered Metal Gusher Brg. For Better Lubrication)	Right Inner	DS1018T ‡	1 S286
1984-1980	Four Wheel Drive (4X4), 22mm Threads, (Powdered Metal Gusher Brg. For Better Lubrication)	Left Inner	DS1002 ‡	1 S286
	Four Wheel Drive (4X4), 22mm Threads, (Powdered Metal Gusher Brg. For Better Lubrication)	Right Inner	DS1001 ‡	1 S286
	Four Wheel Drive (4X4), 3300 And 3500 Lb Axle, (Powdered Metal Gusher Brg. For Better Lubrication)	Right Front	DS837 ‡	1 S255
1979-1977	Cab-Chassis (2 Dr. Ext'd), Cab-Chassis (2 Dr.), Cowl-Chassis, Pickup (2 Dr. Ext'd Cab), Pickup (2 Dr.), Four Wheel Drive (4X4), 3800 And 4500 Lb Drive Axle, (Greaseable Socket Reduces Corrosion/Wear)	Left Outer	ES2064L ‡	1 S255
	Cab-Chassis (2 Dr. Ext'd), Cab-Chassis (2 Dr.), Cowl-Chassis, Pickup (2 Dr. Ext'd Cab), Pickup (2 Dr.), Four Wheel Drive (4X4), 3800 And 4500 Lb Drive Axle, 50.87" Length, (Greaseable Socket Reduces Corrosion/Wear)	Right Outer	DS923 ‡	1 S255
1979-1975	Two Wheel Drive (4x2), 6200 And 6900 Lb GVW, Dual Piston Calipers, (Powdered Metal Gusher Brg. For Better Lubrication)	Left Outer	DS794 ‡	1 S251
	Two Wheel Drive (4x2), 6200 And 6900 Lb GVW, Single Piston Calipers, (Powdered Metal Gusher Brg. For Better Lubrication)	Left Outer	DS806 ‡	1 S251
	Two Wheel Drive (4x2), 6200 And 6900 Lb GVW, Single Piston Calipers, (Powdered Metal Gusher Brg. For Better Lubrication)	Left Inner	ES413R ‡	1 S251
	Two Wheel Drive (4x2), 6200 And 6900 Lb GVW, Single Piston Calipers, (Complete Assembly, Powdered Metal Gusher Brg. For Better Lubrication)	Right	DS807 ‡	1 S251
	Two Wheel Drive (4x2), 7500 And 8100 Lb GVW, (Powdered Metal Gusher Brg. For Better Lubrication)	Left Outer	DS794 ‡	1 S251
	Two Wheel Drive (4x2), 8100 Lb GVW, Dual Piston Calipers, (Powdered Metal Gusher Brg. For Better Lubrication)	Left Inner	ES414R ‡	1 S251
1979-1971	Two Wheel Drive (4x2), 8100 Lb GVW, Dual Piston Calipers, (Powdered Metal Gusher Brg. For Better Lubrication)	Right	DS796 ‡	1 S251
	Four Wheel Drive (4X4), 3500 Lb Drive Axle, 50" Length, (Straight Tie Rod End, Powdered Metal Gusher Brg. For Better Lubrication)	Right Outer	DS837 ‡	1 S255
1977-1973	Four Wheel Drive (4X4), 3300 And 3500 Lb Drive Axle, (Powdered Metal Gusher Brg. For Better Lubrication)	Left Outer	ES444L ‡	1 S255
1975-1973	Four Wheel Drive (4X4), 3300 And 3500 Lb Drive Axle, 50" Length, (Straight Tie Rod End, Powdered Metal Gusher Brg. For Better Lubrication)	Right Outer	DS837 ‡	1 S255
1974-1973	Two Wheel Drive (4x2), 6200 Lb GVW, (Powdered Metal Gusher Brg. For Better Lubrication)	Left Outer	DS806 ‡	1 S251
	Two Wheel Drive (4x2), 6200 Lb GVW, (Powdered Metal Gusher Brg. For Better Lubrication)	Left Inner	ES413R ‡	1 S251
	Two Wheel Drive (4x2), 6200 Lb GVW, (Complete Assembly, Powdered Metal Gusher Brg. For Better Lubrication)	Right	DS807 ‡	1 S251
	Two Wheel Drive (4x2), 6900, 7500, Or 8100 Lb GVW, (Powdered Metal Gusher Brg. For Better Lubrication)	Left Outer	DS794 ‡	1 S251
	Four Wheel Drive (4X4), Dana 603370 or 603371 Axle, (Powdered Metal Gusher Brg. For Better Lubrication)	Left Outer	ES380L ‡	1 S255

FORD TRUCK-200, 250 Series - 3/4 Ton (Cont.)

STEERING (Cont.)

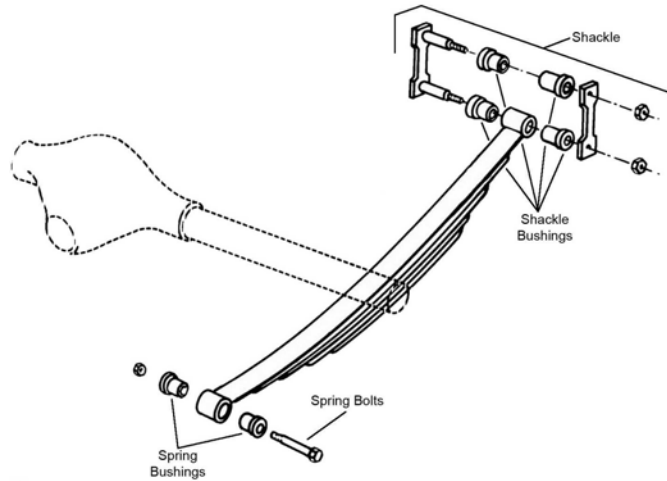
Year	Model/Application	Part	P/C Qty	Figure	
F250					
Tie Rod End					
1973 (Cont.)	Four Wheel Drive (4X4), Dana 603370 or 603371 Axle, (Powdered Metal Gusher Brg. For Better Lubrication)	Right Outer ES380R ‡	1	S255	
1972	Two Wheel Drive (4x2), 3000 Lb Axle Stamped D2TA3008 Or 9DA, 6200 Lb GVW, (Powdered Metal Gusher Brg. For Better Lubrication)	Left Outer DS793 ‡	1	S251	
	Two Wheel Drive (4x2), 3000 Lb Axle Stamped D2TA3008 Or 9DA, 6200 Lb GVW, (Powdered Metal Gusher Brg. For Better Lubrication)	Left Inner ES413R ‡	1	S251	
	Two Wheel Drive (4x2), 3000 Lb Axle Stamped D2TA3008 Or 9DA, 6200 Lb GVW, (1 Piece Design, Powdered Metal Gusher Brg. For Better Lubrication)	Right DS795 ‡	1	S251	
	Two Wheel Drive (4x2), 3000 Lb Axle Stamped D2TA3008 Or 9DA, 6900 Lb GVW, (Powdered Metal Gusher Brg. For Better Lubrication)	Left Outer DS794 ‡	1	S251	
	Two Wheel Drive (4x2), 3500 Lb Axle Stamped D2TA3008 Or 9BB (7500 or 8100 GVW), (Powdered Metal Gusher Brg. For Better Lubrication)	Left Outer DS794 ‡	1	S251	
	1972-1967	Four Wheel Drive (4X4), 5.5" Length, (Left Hand Threads, Powdered Metal Gusher Brg. For Better Lubrication)	Left Outer ES380L ‡	1	
	Four Wheel Drive (4X4), 5.5" Length, (Right Hand Threads, Powdered Metal Gusher Brg. For Better Lubrication)	Right Outer ES380R ‡	1		
1971	Two Wheel Drive (4x2), 12 x 2-1/2" Drum Brakes Or Disc Brakes, 3000 Lb Axle, From Serial Number M00001, (Powdered Metal Gusher Brg. For Better Lubrication)	Left Outer DS794 ‡	1	S251	
	Two Wheel Drive (4x2), 12" x 2-1/8" Drum Brakes, 3000 Lb Axle, From Serial Number M00001, (Powdered Metal Gusher Brg. For Better Lubrication)	Left Inner ES413R ‡	1	S251	
	Two Wheel Drive (4x2), 12" x 2-1/8" Drum Brakes, 3000 Lb Axle, From Serial Number M00001, (1 Piece Design, Powdered Metal Gusher Brg. For Better Lubrication)	Right DS795 ‡	1	S251	
	Two Wheel Drive (4x2), 12" x 2-1/8" Drum Brakes, 3000 Lb Axle, Thru Serial Number M00001, (Powdered Metal Gusher Brg. For Better Lubrication)	Left Outer DS793 ‡	1	S251	
	Two Wheel Drive (4x2), 3000 Lb Axle, Thru Serial Number M00001, (Powdered Metal Gusher Brg. For Better Lubrication)	Left Outer DS736 ‡	1	S251	
	Two Wheel Drive (4x2), 3000 Lb Axle, Thru Serial Number M00001, (Design Allows Ease Of Installation)	Left Inner ES362R ‡	1	S251	
	Two Wheel Drive (4x2), 3000 Lb Axle, Thru Serial Number M00001, (Complete Assembly, Powdered Metal Gusher Brg. For Better Lubrication)	Right DS737 ‡	1	S251	
	Two Wheel Drive (4x2), 3500 Lb Axle Stamped D2TA3008 Or 9BB (7500 or 8100 GVW), From Serial Number M00001, (Powdered Metal Gusher Brg. For Better Lubrication)	Left Outer DS794 ‡	1	S251	
	1970-1965	Two Wheel Drive (4x2), 3000 Lb Axle, (Powdered Metal Gusher Brg. For Better Lubrication)	Left Outer DS736 ‡	1	S251
		Two Wheel Drive (4x2), 3000 Lb Axle, (Design Allows Ease Of Installation)	Left Inner ES362R ‡	1	S251
Two Wheel Drive (4x2), 3000 Lb Axle, (Complete Assembly, Powdered Metal Gusher Brg. For Better Lubrication)		Right DS737 ‡	1	S251	
Two Wheel Drive (4x2), Front Drum, 3000 Lb Axle, (Powdered Metal Gusher Brg. For Better Lubrication)		Left Outer DS793 ‡	1	S251	
1966-1961		Four Wheel Drive (4X4), .750" - 16 Threads, 3.50" Length, (Left Hand Threads, Includes Sunoloy-Coated Metal Bearing To Combine Durability With Smooth Stud Swing)	Left Outer ES150L ‡	1	
	Four Wheel Drive (4X4), .750" - 16 Threads, 3.50" Length, (Right Hand Threads, Includes Sunoloy-Coated Metal Bearing To Combine Durability With Smooth Stud Swing)	Right Outer ES150R ‡	1		
1964-1953	Two Wheel Drive (4x2), 2600 Lb Axle, 3.22" Length, (Powdered Metal Gusher Brg. For Better Lubrication)	Left Outer ES416L ‡	1		
	Two Wheel Drive (4x2), 2600 Lb Axle, 3.22" Length, (Powdered Metal Gusher Brg. For Better Lubrication)	Right Outer ES416R ‡	1		
Super Wagon E250					
Drag Link Assembly					
1983	(1 Piece Design, Includes Sunoloy-Coated Metal Bearing To Combine Durability With Smooth Stud Swing)	DS1140 ‡	1	S252	
	(Optional Three Piece Design, Inner Rod End, Powdered Metal Gusher Brg. For Better Lubrication)	DS1175 ‡	1	S286	
	(Optional Three Piece Design, Outer Rod End, Powdered Metal Gusher Brg. For Better Lubrication)	ES2914R ‡	1	S286	
1980-1978	(1 Piece Design, Includes Sunoloy-Coated Metal Bearing To Combine Durability With Smooth Stud Swing)	DS1140 ‡	1	S252	
	(Optional Three Piece Design, Inner Rod End, Powdered Metal Gusher Brg. For Better Lubrication)	DS1175 ‡	1	S286	
	(Optional Three Piece Design, Outer Rod End, Powdered Metal Gusher Brg. For Better Lubrication)	ES2914R ‡	1	S286	
Tie Rod Adjusting Sleeve					
1983		Left ES362S	1	S252	
1980-1978		Left ES362S	1	S252	
Tie Rod End					
1983	(Optional Component Of Assembly, Powdered Metal Gusher Brg. For Better Lubrication)	Right Outer ES2914R ‡	1	S286	
	(Optional Component Of Assembly, Powdered Metal Gusher Brg. For Better Lubrication)	Right Inner DS1175 ‡	1	S286	
	(Complete Assembly, Includes Sunoloy-Coated Metal Bearing To Combine Durability With Smooth Stud Swing)	Right DS1140 ‡	1	S252	
	18.25" Length, (Powdered Metal Gusher Brg. For Better Lubrication)	Left Inner DS918 ‡	1	S252	
	4.88" Length, (Powdered Metal Gusher Brg. For Better Lubrication)	Left Outer ES2065L ‡	1	S252	
	1980-1979	18.25" Length, (Powdered Metal Gusher Brg. For Better Lubrication)	Left Inner DS918 ‡	1	S252
	4.88" Length, (Powdered Metal Gusher Brg. For Better Lubrication)	Left Outer ES2065L ‡	1	S252	
1980-1978	(Optional Component Of Assembly, Powdered Metal Gusher Brg. For Better Lubrication)	Right Outer ES2914R ‡	1	S286	
	(Optional Component Of Assembly, Powdered Metal Gusher Brg. For Better Lubrication)	Right Inner DS1175 ‡	1	S286	

(Cont.) 200, 250 Series - 3/4 Ton-FORD TRUCK

STEERING (Cont.)

Year	Model/Application	Part	P/C Qty	Figure
Super Wagon E250				
Tie Rod End				
1980-1978 (Cont.)	(Complete Assembly, Includes Sunoloy-Coated Metal Bearing To Combine Durability With Smooth Stud Swing)	Right DS1140 ‡	1	S252
1978	From Serial Number Y80001, 18.25" Length, (Powdered Metal Gusher Brg. For Better Lubrication)	Left Inner DS918 ‡	1	S252
	From Serial Number Y80001, 4.88" Length, (Powdered Metal Gusher Brg. For Better Lubrication)	Left Outer ES2065L ‡	1	S252

REAR SUSPENSION



R309

Year	Model/Application	Part	P/C Qty	Figure
Club Wagon E200				
Leaf Spring Bushing				
1974-1969		Front K201002	1	R309
Leaf Spring Shackle Bushing				
1974-1969		K201049	4	R309
Club Wagon E250				
Leaf Spring Shackle				
1990-1975	(Contains Shackle, Nuts, Bolts & Bushing)	Rear K150411	2	R309
Leaf Spring Shackle Bushing				
1990-1975	.625" X 1.375" X 3.5" .625" X 1.375" X 3.5"	Upper Rear SB341	2	R309
		Lower Rear SB341	2	R309
1979-1978	.562" X 1.375" X 3.5", 3.50" Length	Lower Rear SB336	2	R309
Econoline E200				
Leaf Spring Bushing				
1974-1969		Front K201002	1	R309
Leaf Spring Shackle Bushing				
1974-1969		K201049	4	R309
Econoline E250				
Leaf Spring Shackle				
1990-1975	(Contains Shackle, Nuts, Bolts & Bushing)	Rear K150411	2	R309
Leaf Spring Shackle Bushing				
1990-1975	.625" X 1.375" X 3.5" .625" X 1.375" X 3.5"	Upper Rear SB341	2	R309
		Lower Rear SB341	2	R309
1984-1979	.562" X 1.375" X 3.5", 3.50" Length	Lower Rear SB336	2	R309
F250				
Camber Kingpin				
1990-1973	Four Wheel Drive (4X4), Dana 60 Axle, 1-1/2 Degree Maximum Positive Camber, (Eccentric Bushing, Adjustable Camber Kingpin)	K992 ‡	2	
Leaf Spring Bolt Kit				
1971-1965		Front K150362	2	R309

FORD TRUCK-200, 250 Series - 3/4 Ton (Cont.)

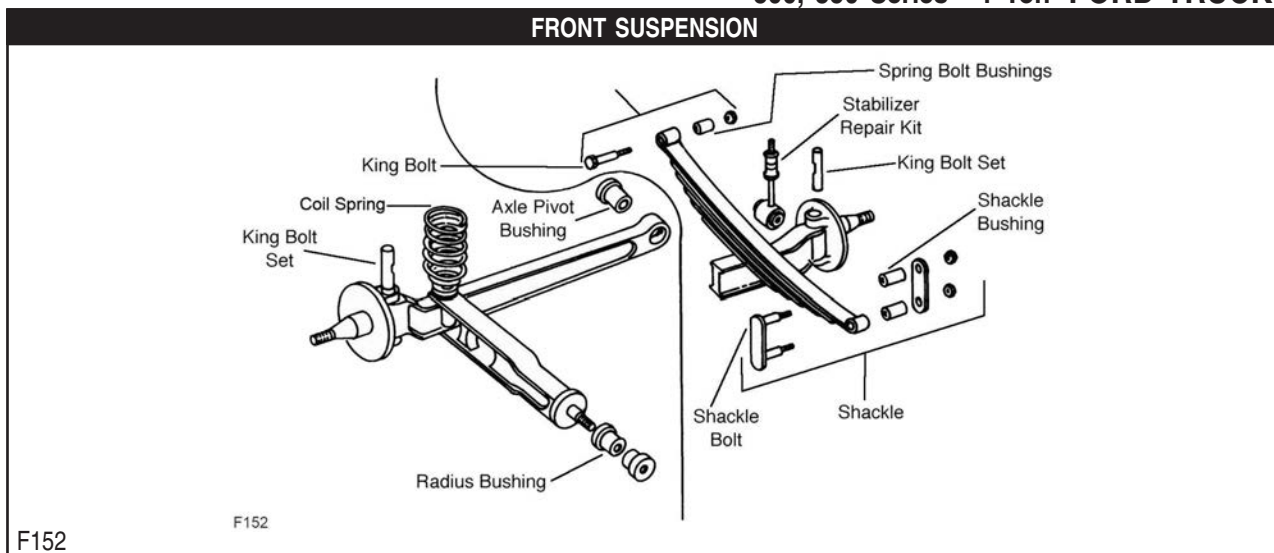
REAR SUSPENSION (Cont.)

Year	Model/Application	Part	P/C Qty	Figure
F250				
Leaf Spring Bushing				
1990-1980		Front	SB344	2 R309
1979-1977	Four Wheel Drive (4X4), 3800 Lb Axle, .625" X 1.375" X 3.5" Four Wheel Drive (4X4), 4500 Lb Axle, .625" X 1.375" X 3.5"	Front	SB341	2 R309
		Front	SB341	2 R309
1979-1976	Pickup (4 Dr.) Crew Cab, Two Wheel Drive (4x2) Pickup (4 Dr.) Crew Cab, Two Wheel Drive (4x2)	Lower Rear	SB308	2 R309
		Front	SB308	2 R309
1979-1975	Pickup (2 Dr. Ext'd Cab), Pickup (2 Dr.), Two Wheel Drive (4x2), .625" X 1.375" X 3.5"	Front	SB341	2 R309
1977-1973	Four Wheel Drive (4X4), 3300 Lb Axle Four Wheel Drive (4X4), 3300 Lb Axle Four Wheel Drive (4X4), 3500 Lb Axle Four Wheel Drive (4X4), 3500 Lb Axle	Lower Rear	SB308	2 R309
		Front	SB308	2 R309
		Lower Rear	SB308	2 R309
		Front	SB308	2 R309
1974-1971	Pickup (2 Dr.), Two Wheel Drive (4x2), .625" X 1.375" X 3.5"	Front	SB341	2 R309
1972-1971	Pickup (4 Dr.) Crew Cab, Two Wheel Drive (4x2) Pickup (4 Dr.) Crew Cab, Two Wheel Drive (4x2)	Front	SB308	2 R309
		Front	SB308	2 R309
1972-1965	Four Wheel Drive (4X4) Two Wheel Drive (4x2), Except Flexomatic Spring	Front Front	K200923 K200923	2 R309 2 R309
1966-1965	Four Wheel Drive (4X4), .570" X 1.125" X 2.75"	Upper Rear	SB253	2 R309
1964-1963	Two Wheel Drive (4x2)	Front	K200923	2 R309
1964-1961	Four Wheel Drive (4X4)	Front	K200957	2 R309
1962-1957	Two Wheel Drive (4x2)	Front	K201003	2 R309
Leaf Spring Shackle				
1990	(Contains Shackle, Nuts, Bolts & Bushing)	Rear	K150411	2 R309
1984-1971	(Contains Shackle, Nuts, Bolts & Bushing)	Rear	K150411	2 R309
Leaf Spring Shackle Bolt Kit				
1971-1965			K150362	4 R309
1960-1957	(Bolt And Bushing Kit)		K150311	2 R309
Leaf Spring Shackle Bracket				
1990	Four Wheel Drive (4X4), (New Part - Pending Availability) Two Wheel Drive (4x2), Except Chassis Cab, (New Part - Pending Availability)	Rear	K150410	2 R309
		Rear	K150410	2 R309
1989-1971	(New Part - Pending Availability)	Rear	K150410	2 R309
Leaf Spring Shackle Bushing				
1990-1980			SB336	2 R309
1979-1976	Cab-Chassis (4 Dr.) Crew Cab, Pickup (4 Dr.) Crew Cab, Two Wheel Drive (4x2), 1.253" Outside Diameter Pickup (4 Dr.) Crew Cab, Two Wheel Drive (4x2) Pickup (4 Dr.) Crew Cab, Two Wheel Drive (4x2)	Lower	K200923	2 R309
		Lower Rear	SB308	2 R309
		Front	SB308	2 R309
1977	Four Wheel Drive (4X4), Thru Serial Number Y20001, 2.750" Length	Lower	K200923	2 R309
1977-1973	Four Wheel Drive (4X4), 3300 Lb Axle Four Wheel Drive (4X4), 3300 Lb Axle Four Wheel Drive (4X4), 3500 Lb Axle Four Wheel Drive (4X4), 3500 Lb Axle	Lower Rear	SB308	2 R309
		Front	SB308	2 R309
		Lower Rear	SB308	2 R309
		Front	SB308	2 R309
1976-1973	Four Wheel Drive (4X4)	Lower	K200923	2 R309
1972-1971	Pickup (4 Dr.) Crew Cab, Two Wheel Drive (4x2) Pickup (4 Dr.) Crew Cab, Two Wheel Drive (4x2)	Front	SB308	2 R309
		Rear	SB308	2 R309
1972-1967	Four Wheel Drive (4X4) Four Wheel Drive (4X4) Four Wheel Drive (4X4)	Upper	K200960	2 R309
		Front	SB308	2 R309
		Rear	SB308	2 R309
1972-1965	Two Wheel Drive (4x2), Except Flexomatic Spring	Lower	K200923	2 R309
1966-1965	Four Wheel Drive (4X4), .570" X 1.125" X 2.75" Two Wheel Drive (4x2), Except Flexomatic Spring	Upper Rear	SB253	2 R309
		To Spring	K200923	2 R309
1964-1963	Four Wheel Drive (4X4) Four Wheel Drive (4X4) Two Wheel Drive (4x2)	Upper	K201003	2 R309
		Lower	K200957	2 R309
			K200923	4 R309
1962-1957		Upper	K201003	2 R309
		Lower	K200957	2 R309
Sway Bar Bushing				
1990	1-1/16" Sway Bar Diameter 1-1/8" Sway Bar Diameter, (Improved Design Bushing With Premium Rubber Material And Synthetic Fabric Lining Lasts Longer And Eliminates Noise) 1-1/8" Sway Bar Diameter, (Standard Design) 1-3/16" Sway Bar Diameter, (Improved Design Bushing With Premium Rubber Material And Synthetic Fabric Lining Lasts Longer And Eliminates Noise) 1-3/16" Sway Bar Diameter, (Standard Design) 15/16" Sway Bar Diameter 7/8" Sway Bar Diameter	To Axle	K8654	1
		To Axle	K201624 ‡	1
		To Axle	K8655	1
		To Axle	K201625 ‡	1
		To Axle	K8656	1
		To Axle	K8652	1
		To Axle	K8651	1
		To Axle		

(Cont.) 200, 250 Series - 3/4 Ton-FORD TRUCK

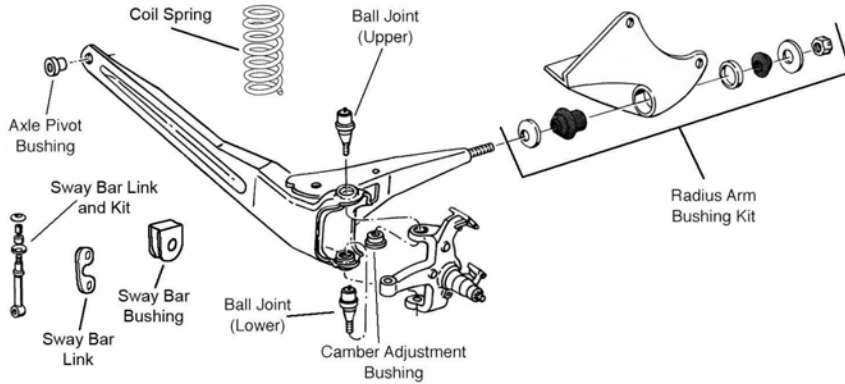
REAR SUSPENSION (Cont.)				
Year	Model/Application	Part	P/C Qty	Figure
F250				
Sway Bar Bushing				
1989-1985	10-1/4" Sterling Axle, 1-1/16" Sway Bar Diameter 10-1/4" Sterling Axle, 1-1/8" Sway Bar Diameter, (Improved Design Bushing With Premium Rubber Material And Synthetic Fabric Lining Lasts Longer And Eliminates Noise)	To Axle To Axle	K8654 K201624 ‡	1 1
	10-1/4" Sterling Axle, 1-1/8" Sway Bar Diameter, (Standard Design)	To Axle	K8655	1
	10-1/4" Sterling Axle, 1-3/16" Sway Bar Diameter, (Improved Design Bushing With Premium Rubber Material And Synthetic Fabric Lining Lasts Longer And Eliminates Noise)	To Axle	K201625 ‡	1
	10-1/4" Sterling Axle, 1-3/16" Sway Bar Diameter, (Standard Design)	To Axle	K8656	1
	10-1/4" Sterling Axle, 15/16" Sway Bar Diameter	To Axle	K8652	1
	10-1/4" Sterling Axle, 7/8" Sway Bar Diameter	To Axle	K8651	1
1985-1980	Pickup (2 Dr. Ext'd Cab), Pickup (2 Dr.), 1-1/16" Sway Bar Diameter, 8.8" Dana Axle Pickup (2 Dr. Ext'd Cab), Pickup (2 Dr.), 1-1/8" Sway Bar Diameter, 8.8" Dana Axle, (Improved Design Bushing With Premium Rubber Material And Synthetic Fabric Lining Lasts Longer And Eliminates Noise)	To Axle To Axle	K8654 K201624 ‡	1 1
	Pickup (2 Dr. Ext'd Cab), Pickup (2 Dr.), 1-1/8" Sway Bar Diameter, 8.8" Dana Axle, (Standard Design)	To Axle	K8655	1
	Pickup (2 Dr. Ext'd Cab), Pickup (2 Dr.), 1-3/16" Sway Bar Diameter, 8.8" Dana Axle, (Improved Design Bushing With Premium Rubber Material And Synthetic Fabric Lining Lasts Longer And Eliminates Noise)	To Axle	K201625 ‡	1
	Pickup (2 Dr. Ext'd Cab), Pickup (2 Dr.), 1-3/16" Sway Bar Diameter, 8.8" Dana Axle, (Standard Design)	To Axle	K8656	1
	Pickup (2 Dr. Ext'd Cab), Pickup (2 Dr.), 15/16" Sway Bar Diameter, 8.8" Dana Axle	To Axle	K8652	1
	Pickup (2 Dr. Ext'd Cab), Pickup (2 Dr.), 7/8" Sway Bar Diameter, 8.8" Dana Axle	To Axle	K8651	1
Sway Bar Link				
1990	Four Wheel Drive (4X4), (Link And Bushing Kit) Two Wheel Drive (4x2), 12.63" Length, (Link And Bushing Kit)		K8663 K80036	2 2
1989-1985	Four Wheel Drive (4X4), 10-1/4" Sterling Axle, (Link And Bushing Kit) Four Wheel Drive (4X4), 10-1/4" Sterling Axle, 12.63" Length Four Wheel Drive (4X4), Except 10-1/4" Ring Gear, 12.9" Length, (Link And Bushing Kit) Two Wheel Drive (4x2), 10-1/4" Sterling Axle, 12.63" Length, (Link And Bushing Kit) Two Wheel Drive (4x2), Except 10-1/4" Ring Gear, 13.8" Length, (Link And Bushing Kit)		K8663 K80036 K80016 K80036 K80017	2 2 2 2 2
1984-1980	Four Wheel Drive (4X4), 12.9" Length, (Link And Bushing Kit) Two Wheel Drive (4x2), 13.8" Length, (Link And Bushing Kit)		K80016 K80017	2 2
Sway Bar Repair Kit				
1990-1980	(Contains Thermoplastic Bushing For Threaded Rod End) (Link Not Included, Contains Thermoplastic Bushing For Both Ends Of Link)		K8434 ‡ K8657	2 1
Super Wagon E250				
Leaf Spring Bushing				
1983		Front	K201109	2 R309
1980-1978		Front	K201109	2 R309
Leaf Spring Shackle Bushing				
1983			SB336	2 R309
1980-1978			SB336	2 R309

300, 350 Series - 1 Ton-FORD TRUCK

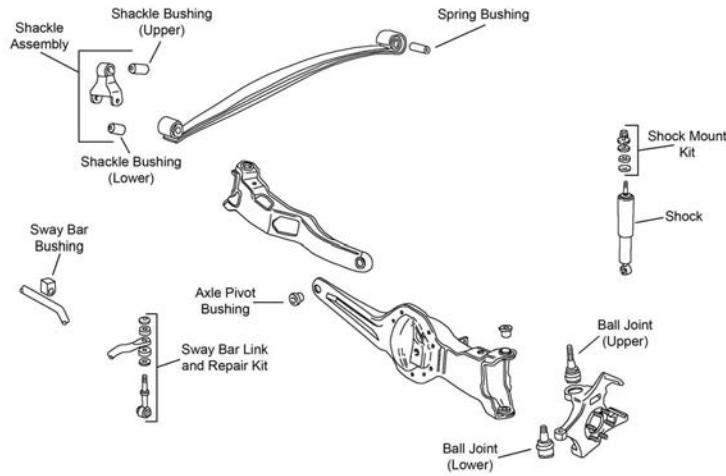


FORD TRUCK-300, 350 Series - 1 Ton (Cont.)

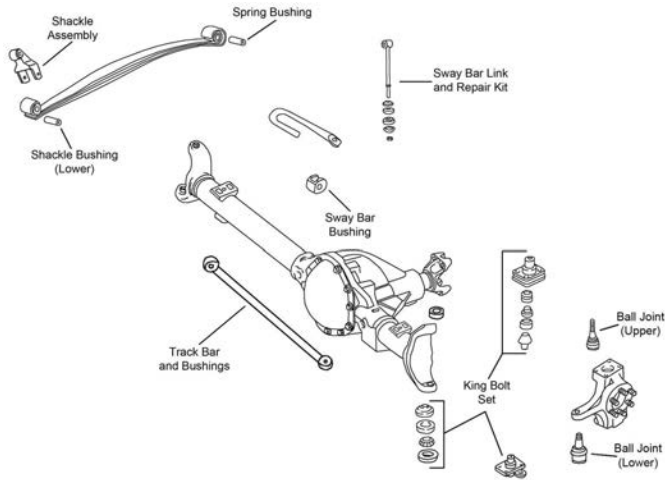
FRONT SUSPENSION (Cont.)



F174



F454



F475

Year	Model/Application	Part	P/C Qty	Figure
2GY				
King Bolt Set				
1942	.8120" X 5.860", (Contains Metal Bushing)	8350B	1	
	.822" X 5.860", (Contains Metal Bushing, Oversize, One Keyway)	8440B	1	
2NY				
King Bolt Set				
1942	.8120" X 5.860", (Contains Metal Bushing)	8350B	1	
	.822" X 5.860", (Contains Metal Bushing, Oversize, One Keyway)	8440B	1	

(Cont.) 300, 350 Series - 1 Ton-FORD TRUCK

FRONT SUSPENSION (Cont.)				
Year	Model/Application	Part	P/C Qty	Figure
6GY				
King Bolt Set				
1946	.8120" X 5.860", (Contains Metal Bushing) .822" X 5.860", (Contains Metal Bushing, Oversize, One Keyway)	8350B 8440B	1 1	
7GY				
King Bolt Set				
1947	.8120" X 5.860", (Contains Metal Bushing) .822" X 5.860", (Contains Metal Bushing, Oversize, One Keyway)	8350B 8440B	1 1	
21Y				
King Bolt Set				
1942	.8120" X 5.860", (Contains Metal Bushing) .822" X 5.860", (Contains Metal Bushing, Oversize, One Keyway)	8350B 8440B	1 1	
29Y				
King Bolt Set				
1942	.8120" X 5.860", (Contains Metal Bushing) .822" X 5.860", (Contains Metal Bushing, Oversize, One Keyway)	8350B 8440B	1 1	
59T				
King Bolt Set				
1945	.8120" X 5.860", (Contains Metal Bushing) .822" X 5.860", (Contains Metal Bushing, Oversize, One Keyway)	8350B 8440B	1 1	
69Y				
King Bolt Set				
1946	.8120" X 5.860", (Contains Metal Bushing) .822" X 5.860", (Contains Metal Bushing, Oversize, One Keyway)	8350B 8440B	1 1	
79Y				
King Bolt Set				
1947	.8120" X 5.860", (Contains Metal Bushing) .822" X 5.860", (Contains Metal Bushing, Oversize, One Keyway)	8350B 8440B	1 1	
1 Ton				
King Bolt Set				
1944-1943	.8120" X 5.860", (Contains Metal Bushing) .822" X 5.860", (Contains Metal Bushing, Oversize, One Keyway)	8350B 8440B	1 1	
Club Wagon E300				
Front Axle Pivot Bushing				
1974-1969		K8179	2	F152
King Bolt Set				
1974-1969	3300 Lb Or 3600 Lb Axle, 1.0540" X 6.450", (Contains Metal Bushing)	8555B	1	F152
Radius Arm Bushing Kit				
1974-1971	(Standard Design)	K8101	2	F152
1974-1969	(Improved Design Kit With Thermoplastic For Heat Resistance) (Improved Design, Contains Washers)	K80004 ‡ K8146	1 1	F152 F152
Radius Arm Hardware Kit				
1974-1969	(10 Per Package, Self Locking Nut)	K4006	1	F152
Club Wagon E350				
Front Axle Pivot Bushing				
1990-1986	5/8" Bolts, (High Quality Elastomer For Durability And Performance)	K8621 ‡	1	F152
1990-1984	1/2" Bolts 5/8" Bolt, 1.762" Outside Diameter, (Standard Design) 5/8" Bolts, 1.702" Outside Diameter	K8672 K8300 K8312	2 2 2	F152 F152 F152
1985-1984	Right Axle Marked E4UA-3006CA; Left Axle Marked E4UA-3007CA, 5/8" Bolts, (High Quality Elastomer For Durability And Performance)	K8621 ‡	1	F152
King Bolt Set				
1990-1984	1.0540" X 6.685", (Contains Metal Bushing)	8574B	1	F152
Radius Arm Bushing Kit				
1990-1984	(Contains Thermoplastic Bushing For Heat Resistance, High Performance, Design Allows Ease Of Installation) (Standard Design)	K80005 ‡ K8268	1 1	F152 F152
Radius Arm Hardware Kit				
1990-1984	(10 Per Package, Self Locking Nut)	K4006	1	F152

FORD TRUCK-300, 350 Series - 1 Ton (Cont.)

FRONT SUSPENSION (Cont.)

Year	Model/Application	Part	P/C Qty	Figure
Club Wagon E350				
Sway Bar Bushing				
1990-1989	1-1/16" Sway Bar Diameter, Except 158" Wheelbase, Except 176" Wheelbase To Frame	K8654	1	F152
	1-1/8" Sway Bar Diameter, Except 158" Wheelbase, Except 176" Wheelbase, (Improved Design Bushing With Premium Rubber Material And Synthetic Fabric Lining Lasts Longer And Eliminates Noise) To Frame	K201624 ‡	1	F152
	1-1/8" Sway Bar Diameter, Except 158" Wheelbase, Except 176" Wheelbase, (Standard Design) To Frame	K8655	1	F152
	1-3/16" Sway Bar Diameter, Except 158" Wheelbase, Except 176" Wheelbase, (Improved Design Bushing With Premium Rubber Material And Synthetic Fabric Lining Lasts Longer And Eliminates Noise) To Frame	K201625 ‡	1	F152
	1-3/16" Sway Bar Diameter, Except 158" Wheelbase, Except 176" Wheelbase, (Standard Design) To Frame	K8656	1	F152
	15/16" Sway Bar Diameter, Except 158" Wheelbase, Except 176" Wheelbase To Frame	K8652	1	F152
	7/8" Sway Bar Diameter, Except 158" Wheelbase, Except 176" Wheelbase To Frame	K8651	1	F152
1990-1984	1" Sway Bar Diameter To Frame	K8653	1	F152
1988-1984	1-1/16" Sway Bar Diameter To Frame	K8654	1	F152
	1-1/8" Sway Bar Diameter, (Improved Design Bushing With Premium Rubber Material And Synthetic Fabric Lining Lasts Longer And Eliminates Noise) To Frame	K201624 ‡	1	F152
	1-1/8" Sway Bar Diameter, (Standard Design) To Frame	K8655	1	F152
	1-3/16" Sway Bar Diameter, (Improved Design Bushing With Premium Rubber Material And Synthetic Fabric Lining Lasts Longer And Eliminates Noise) To Frame	K201625 ‡	1	F152
	1-3/16" Sway Bar Diameter, (Standard Design) To Frame	K8656	1	F152
	15/16" Sway Bar Diameter To Frame	K8652	1	F152
	7/8" Sway Bar Diameter To Frame	K8651	1	F152
Sway Bar Link				
1990-1984	(Complete Kit, Contains Thermoplastic Bushing For Both Ends Of Link)	K8625 ‡	2	F152
Sway Bar Repair Kit				
1990-1984	(Contains Thermoplastic Bushing For Threaded Rod End)	K8434 ‡	2	F152
	(Link Not Included, Contains Thermoplastic Bushing For Both Ends Of Link)	K8657	1	F152
Econoline E300				
Front Axle Pivot Bushing				
1974-1969		K8179	2	F152
King Bolt Set				
1974-1969	3300 Lb Or 3600 Lb Axle, 1.0540" X 6.450", (Contains Metal Bushing)	8555B	1	F152
Radius Arm Bushing Kit				
1974-1971	(Standard Design)	K8101	2	F152
1974-1969	(Improved Design Kit With Thermoplastic For Heat Resistance)	K80004 ‡	1	F152
	(Improved Design, Contains Washers)	K8146	1	F152
Radius Arm Hardware Kit				
1974-1969	(10 Per Package, Self Locking Nut)	K4006	1	F152
Econoline E350				
Front Axle Pivot Bushing				
1990-1986	5/8" Bolts, (High Quality Elastomer For Durability And Performance)	K8621 ‡	1	F152
1990-1975	1/2" Bolts	K8672	2	F152
	5/8" Bolt, 1.762" Outside Diameter, (Standard Design)	K8300	2	F152
	5/8" Bolts, 1.702" Outside Diameter	K8312	2	F152
1985-1975	Right Axle Marked E4UA-3006CA; Left Axle Marked E4UA-3007CA, 5/8" Bolts, (High Quality Elastomer For Durability And Performance)	K8621 ‡	1	F152
King Bolt Set				
1990-1975	1.0540" X 6.685", (Contains Metal Bushing)	8574B	1	F152
Radius Arm Bushing Kit				
1990-1978	(Contains Thermoplastic Bushing For Heat Resistance, High Performance, Design Allows Ease Of Installation)	K80005 ‡	1	F152
	(Standard Design)	K8268	1	F152
1977	From Serial Number Y60001, (Contains Thermoplastic Bushing For Heat Resistance, High Performance, Design Allows Ease Of Installation)	K80005 ‡	1	F152
	From Serial Number Y60001, (Standard Design)	K8268	1	F152
	Thru Serial Number Y60001, (Improved Design Kit With Thermoplastic For Heat Resistance)	K80004 ‡	1	F152
	Thru Serial Number Y60001, (Improved Design, Contains Washers)	K8146	1	F152
	Thru Serial Number Y60001, (Standard Design)	K8101	2	F152
1977-1975	(Improved Design Kit With Thermoplastic For Heat Resistance)	K80004 ‡	1	F152
1976-1975	(Improved Design, Contains Washers)	K8146	1	F152
	(Standard Design)	K8101	2	F152
Radius Arm Hardware Kit				
1990-1975	(10 Per Package, Self Locking Nut)	K4006	1	F152

(Cont.) 300, 350 Series - 1 Ton-FORD TRUCK

FRONT SUSPENSION (Cont.)

Year	Model/Application	Part	P/C Qty	Figure
Econoline E350				
Sway Bar Bushing				
1990-1989	1-1/16" Sway Bar Diameter, Except 158" Wheelbase, Except 176" Wheelbase To Frame	K8654	1	F152
	1-1/8" Sway Bar Diameter, Except 158" Wheelbase, Except 176" Wheelbase, (Improved Design Bushing With Premium Rubber Material And Synthetic Fabric Lining Lasts Longer And Eliminates Noise) To Frame	K201624 ‡	1	F152
	1-1/8" Sway Bar Diameter, Except 158" Wheelbase, Except 176" Wheelbase, (Standard Design) To Frame	K8655	1	F152
	1-3/16" Sway Bar Diameter, Except 158" Wheelbase, Except 176" Wheelbase, (Improved Design Bushing With Premium Rubber Material And Synthetic Fabric Lining Lasts Longer And Eliminates Noise) To Frame	K201625 ‡	1	F152
	1-3/16" Sway Bar Diameter, Except 158" Wheelbase, Except 176" Wheelbase, (Standard Design) To Frame	K8656	1	F152
	15/16" Sway Bar Diameter, Except 158" Wheelbase, Except 176" Wheelbase To Frame	K8652	1	F152
	7/8" Sway Bar Diameter, Except 158" Wheelbase, Except 176" Wheelbase To Frame	K8651	1	F152
1990-1975	1" Sway Bar Diameter To Frame	K8653	1	F152
1988-1975	1-1/16" Sway Bar Diameter To Frame	K8654	1	F152
	1-1/8" Sway Bar Diameter, (Improved Design Bushing With Premium Rubber Material And Synthetic Fabric Lining Lasts Longer And Eliminates Noise) To Frame	K201624 ‡	1	F152
	1-1/8" Sway Bar Diameter, (Standard Design) To Frame	K8655	1	F152
	1-3/16" Sway Bar Diameter, (Improved Design Bushing With Premium Rubber Material And Synthetic Fabric Lining Lasts Longer And Eliminates Noise) To Frame	K201625 ‡	1	F152
	1-3/16" Sway Bar Diameter, (Standard Design) To Frame	K8656	1	F152
	15/16" Sway Bar Diameter To Frame	K8652	1	F152
	7/8" Sway Bar Diameter To Frame	K8651	1	F152
Sway Bar Link				
1990-1975	(Complete Kit, Contains Thermoplastic Bushing For Both Ends Of Link)	K8625 ‡	2	F152
Sway Bar Repair Kit				
1990-1975	(Contains Thermoplastic Bushing For Threaded Rod End) (Link Not Included, Contains Thermoplastic Bushing For Both Ends Of Link)	K8434 ‡ K8657	2 1	F152 F152
F350				
Ball Joint				
1990-1987	Two Wheel Drive (4x2), (Powdered Metal Gusher Brg. For Better Lubrication) Upper	K8432T ‡	2	F174
	Two Wheel Drive (4x2), (Powdered Metal Gusher Brg. For Better Lubrication) Lower	K8433 ‡	2	F174
1985	Four Wheel Drive (4X4), 4500 Lb Axle, Thru 2/85, (Powdered Metal Gusher Brg. For Better Lubrication) Lower	K8435 ‡	2	F454
	Four Wheel Drive (4X4), Thru 2/85, (Powdered Metal Gusher Brg. For Better Lubrication) Upper	K80026 ‡	2	F454
1984-1980	Four Wheel Drive (4X4), (Powdered Metal Gusher Brg. For Better Lubrication) Upper	K80026 ‡	2	F454
	Four Wheel Drive (4X4), 4500 Lb Axle, (Powdered Metal Gusher Brg. For Better Lubrication) Lower	K8435 ‡	2	F454
1981-1980	Four Wheel Drive (4X4), 3800 Lb Axle, (Powdered Metal Gusher Brg. For Better Lubrication) Lower	K8195T ‡	2	F454
Camber Kingpin				
1990-1985	Four Wheel Drive (4X4), Dana 60 Axle, 1-1/2 Degree Maximum Positive Camber, (Eccentric Bushing, Adjustable Camber Kingpin)	K992 ‡	2	F475
1979	Four Wheel Drive (4X4), Dana 60 Axle, 1-1/2 Degree Maximum Positive Camber, (Eccentric Bushing, Adjustable Camber Kingpin)	K992 ‡	2	F475
Front Axle Pivot Bushing				
1990-1987	Two Wheel Drive (4x2), 1/2" Bolts	K8672	2	F174
	Two Wheel Drive (4x2), 5/8" Bolt, (Standard Design)	K8300	2	F174
1986-1980	Two Wheel Drive (4x2), 1/2" Bolts	K8672	2	F152
	Two Wheel Drive (4x2), 5/8" Bolt, (Standard Design)	K8300	2	F152
1985	Four Wheel Drive (4X4), Except Monobeam Axle, Thru 1/31/85	K8292	2	F454
	Four Wheel Drive (4X4), Except Monobeam Axle, Thru 1/31/85, (Problem Solver Kit)	K8620	1	F454
	Two Wheel Drive (4x2), 5/8" Bolts, Thru 8/84, (High Quality Elastomer For Durability And Performance)	K8621 ‡	1	F152
1984-1980	Four Wheel Drive (4X4)	K8292	2	F454
	Four Wheel Drive (4X4), (Problem Solver Kit)	K8620	1	F454
	Two Wheel Drive (4x2), 5/8" Bolts, (High Quality Elastomer For Durability And Performance)	K8621 ‡	1	F152
1979	Two Wheel Drive (4x2)	K8095	2	F152
1978-1975		K8095	2	F152
1974-1973	Two Wheel Drive (4x2)	K8179	2	F152
1972-1967	Two Wheel Drive (4x2), Heavy Duty	K8177	2	F152
King Bolt Repair Kit				
1990-1985	Four Wheel Drive (4X4), Dana 60 Axle, (Contains Bushing, Gasket And Oil Seal, Use With Eccentric Camber Adjusting King Pin) Upper	K6652 ‡	2	F475
	Four Wheel Drive (4X4), Dana 60 Axle, (Contains Bearings, Race, Seals, And Caps, Problem Solver Kit) Lower	K8833	2	F475
1979	Dana 60 Axle, (Contains Bearings, Race, Seals, And Caps) Lower	K8832 ‡	1	
	Four Wheel Drive (4X4), Dana 60 Axle, (Contains Bushing, Gasket And Oil Seal, Use With Eccentric Camber Adjusting King Pin) Upper	K6652 ‡	2	F475

FORD TRUCK-300, 350 Series - 1 Ton (Cont.)

FRONT SUSPENSION (Cont.)

Year	Model/Application	Part	P/C Qty	Figure
F350				
King Bolt Set				
1990-1988	Two Wheel Drive (4x2), 1.2998" X 7.272", (Contains Composite Bushing) Two Wheel Drive (4x2), 1.2998" X 7.272", (Contains Metal Bushing)	8629C 8629B	1 1	
1986-1980	Two Wheel Drive (4x2), Forged I-Beam Axle, 1.0540" X 6.969", (Contains Metal Bushing)	8589B	1	F152
1979-1967	1.0540" X 6.450", (Contains Metal Bushing)	8555B	1	F152
1966-1957	3800 Lb Axle, .922" X 6.990", (Contains Metal Bushing, Two Keyway, Two Straight Oil Groove) 3800 Lb Axle, .932" X 6.990", (Contains Metal Bushing, Oversize, Two Keyway, Two Straight Oil Groove)	8458B 8458B010	1 1	F152 F152
Leaf Spring Bolt Kit				
1960-1957	Rear	K150364	2	
Leaf Spring Bushing				
1990-1986	Four Wheel Drive (4X4)	Rear SB349	2	F475
1985	Four Wheel Drive (4X4)	Rear SB349	2	F454, F475
1984-1980	Four Wheel Drive (4X4)	Rear SB349	2	F454
1979	Four Wheel Drive (4X4)	Front K200996	1	F475
1976-1957	Four Wheel Drive (4X4)	Front K201106	2	F152
Leaf Spring Shackle				
1963-1961	Two Wheel Drive (4x2)	K150316	2	
1960-1957	Two Wheel Drive (4x2)	K150365	2	
Leaf Spring Shackle Bolt				
1963-1961		K150304	4	
Leaf Spring Shackle Bolt Kit				
1960-1957	Upper Lower	K150363 K150364	2 2	
Leaf Spring Shackle Bushing				
1990-1986	Four Wheel Drive (4X4)	Lower SB349	2	F475
1985	Four Wheel Drive (4X4)	Lower SB349	2	F454, F475
1984-1980	Four Wheel Drive (4X4)	Lower SB349	2	F454
1979	Four Wheel Drive (4X4) Four Wheel Drive (4X4)	Upper K200951 Lower K200997	2 2	F475 F475
1976-1957	Four Wheel Drive (4X4)	Upper K201056 Lower K201106	2 2	F152 F152
Radius Arm Bracket				
1990-1987	(Replaces Worn Radius Arm Mounting Bracket)	Left K8776 ‡	1	F174
1986-1980	(Replaces Worn Radius Arm Mounting Bracket)	Left K8776 ‡	1	F152
1984-1980	Two Wheel Drive (4x2), (Replaces Worn Radius Arm Mounting Bracket)	Right K8777 ‡	1	F152
Radius Arm Bushing Kit				
1990-1987	Two Wheel Drive (4x2), (High Performance Bushing With Metal Insert Prevents Lateral Movement) Two Wheel Drive (4x2), (Improved Design Kit With Thermoplastic For Heat Resistance, Design Allows Ease Of Installation)	K8361 ‡ K80007 ‡	1 2	F174 F174
1986-1982	Two Wheel Drive (4x2), (Improved Design)	K8359	1	F152
1986-1980	Two Wheel Drive (4x2), (Improved Design Kit With Thermoplastic For Heat Resistance, Design Allows Ease Of Installation)	K80006 ‡	1	F152
1981	Two Wheel Drive (4x2), From 11/80, (Improved Design) Two Wheel Drive (4x2), Thru 10/80, (Improved Design)	K8359 K8295	1 1	F152 F152
1980	Two Wheel Drive (4x2), (Improved Design)	K8295	1	F152
1979	Two Wheel Drive (4x2), (Improved Design, Contains Washers) Two Wheel Drive (4x2), From 2/1/79, (Improved Design Kit With Thermoplastic For Heat Resistance, Design Allows Ease Of Installation) Two Wheel Drive (4x2), Thru 1/79, (Improved Design Kit With Thermoplastic For Heat Resistance) Two Wheel Drive (4x2), Thru 1/79, (Standard Design)	K8146 K80006 ‡ K80004 ‡ K8101	1 1 1 2	F152 F152 F152 F152
1978-1975	(Improved Design Kit With Thermoplastic For Heat Resistance) (Improved Design, Contains Washers) (Standard Design)	K80004 ‡ K8146 K8101	1 1 2	F152 F152 F152
1974-1967	Two Wheel Drive (4x2), (Improved Design Kit With Thermoplastic For Heat Resistance) Two Wheel Drive (4x2), (Improved Design, Contains Washers) Two Wheel Drive (4x2), (Standard Design)	K80004 ‡ K8146 K8101	1 1 2	F152 F152 F152
Radius Arm Hardware Kit				
1990-1987	Two Wheel Drive (4x2), (10 Per Package, Self Locking Nut)	K4006	1	F174
1986-1973	Two Wheel Drive (4x2), (10 Per Package, Self Locking Nut)	K4006	1	F152

(Cont.) 300, 350 Series - 1 Ton-FORD TRUCK

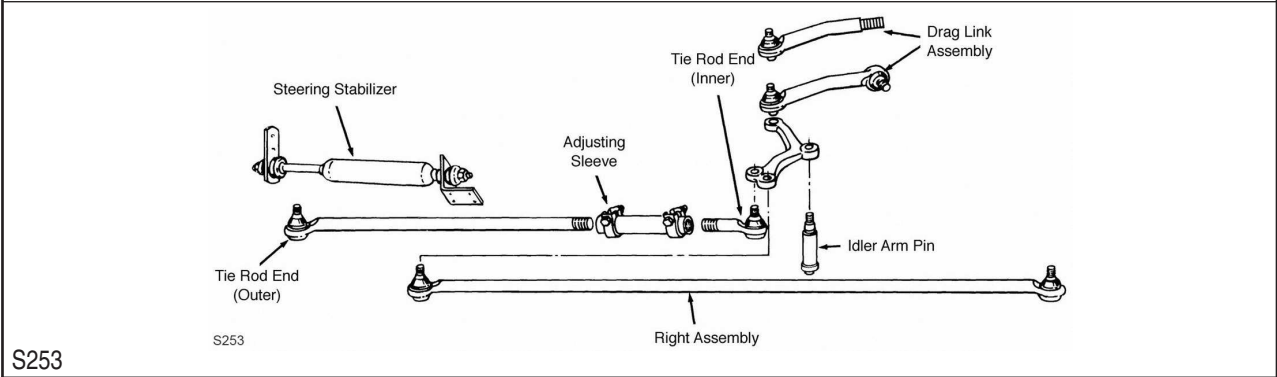
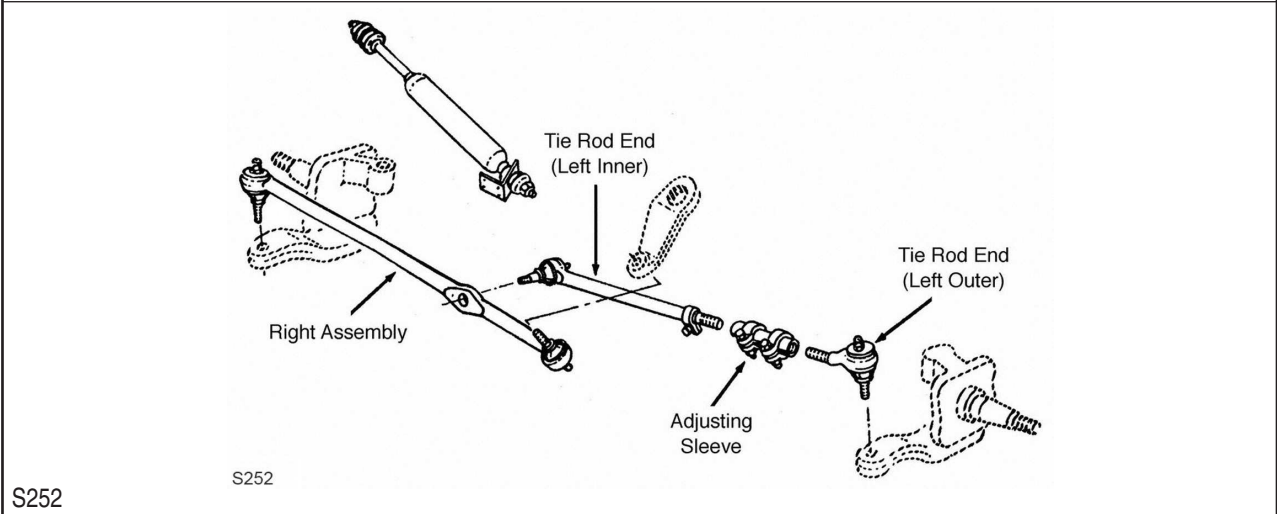
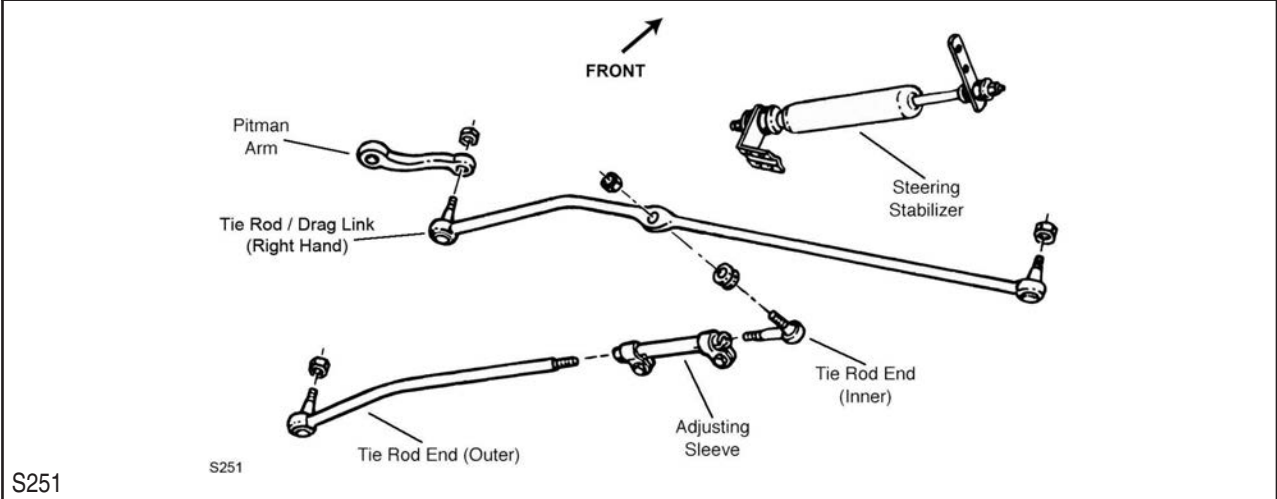
FRONT SUSPENSION (Cont.)				
Year	Model/Application	Part	P/C Qty	Figure
F350				
Radius Arm Heat Shield				
1990-1987	Two Wheel Drive (4x2), (20-Gauge Stainless Steel Material Provides Longer Service Life)	K8729 ‡	1	F174
Sway Bar Bushing				
1990-1987	Two Wheel Drive (4x2), 1" Sway Bar Diameter, Twin I-beam Axle To Frame	K8653	1	F174
	Two Wheel Drive (4x2), 1-1/16" Sway Bar Diameter To Frame	K8654	1	F174
	Two Wheel Drive (4x2), 1-1/8" Sway Bar Diameter, (Improved Design Bushing With Premium Rubber Material And Synthetic Fabric Lining Lasts Longer And Eliminates Noise) To Frame	K201624 ‡	1	F174
	Two Wheel Drive (4x2), 1-1/8" Sway Bar Diameter, (Standard Design) To Frame	K8655	1	F174
	Two Wheel Drive (4x2), 1-3/16" Sway Bar Diameter, (Improved Design Bushing With Premium Rubber Material And Synthetic Fabric Lining Lasts Longer And Eliminates Noise) To Frame	K201625 ‡	1	F174
	Two Wheel Drive (4x2), 1-3/16" Sway Bar Diameter, (Standard Design) To Frame	K8656	1	F174
	Two Wheel Drive (4x2), 15/16" Sway Bar Diameter To Frame	K8652	1	F174
	Two Wheel Drive (4x2), 7/8" Sway Bar Diameter To Frame	K8651	1	F174
1990-1985	Four Wheel Drive (4X4), 1-1/8" Sway Bar Diameter, Monobeam Front Axle To Frame	K8762	1	F475
1986	Two Wheel Drive (4x2), 1" Sway Bar Diameter, Twin I-beam Axle To Frame	K8653	1	F152
1986-1980	Two Wheel Drive (4x2), 1-1/16" Sway Bar Diameter To Frame	K8654	1	F152
	Two Wheel Drive (4x2), 1-1/8" Sway Bar Diameter, (Improved Design Bushing With Premium Rubber Material And Synthetic Fabric Lining Lasts Longer And Eliminates Noise) To Frame	K201624 ‡	1	F152
	Two Wheel Drive (4x2), 1-1/8" Sway Bar Diameter, (Standard Design) To Frame	K8655	1	F152
	Two Wheel Drive (4x2), 1-3/16" Sway Bar Diameter, (Improved Design Bushing With Premium Rubber Material And Synthetic Fabric Lining Lasts Longer And Eliminates Noise) To Frame	K201625 ‡	1	F152
	Two Wheel Drive (4x2), 1-3/16" Sway Bar Diameter, (Standard Design) To Frame	K8656	1	F152
	Two Wheel Drive (4x2), 15/16" Sway Bar Diameter To Frame	K8652	1	F152
	Two Wheel Drive (4x2), 7/8" Sway Bar Diameter To Frame	K8651	1	F152
	1985-1980	1" Sway Bar Diameter, Twin I-beam Axle To Frame	K8653	1
Four Wheel Drive (4X4), 1-1/16" Sway Bar Diameter, Except Monobeam Axle To Frame		K8654	1	F454
Four Wheel Drive (4X4), 1-1/8" Sway Bar Diameter, Except Monobeam Axle, (Improved Design Bushing With Premium Rubber Material And Synthetic Fabric Lining Lasts Longer And Eliminates Noise) To Frame		K201624 ‡	1	F454
Four Wheel Drive (4X4), 1-1/8" Sway Bar Diameter, Except Monobeam Axle, (Standard Design) To Frame		K8655	1	F454
Four Wheel Drive (4X4), 1-3/16" Sway Bar Diameter, Except Monobeam Axle, (Improved Design Bushing With Premium Rubber Material And Synthetic Fabric Lining Lasts Longer And Eliminates Noise) To Frame		K201625 ‡	1	F454
Four Wheel Drive (4X4), 1-3/16" Sway Bar Diameter, Except Monobeam Axle, (Standard Design) To Frame		K8656	1	F454
Four Wheel Drive (4X4), 15/16" Sway Bar Diameter, Except Monobeam Axle To Frame		K8652	1	F454
Four Wheel Drive (4X4), 7/8" Sway Bar Diameter, Except Monobeam Axle To Frame		K8651	1	F454
1979-1973	To Frame	K8654	1	
Sway Bar Link				
1990-1989	Two Wheel Drive (4x2) Left	K700053	1	F174
	Two Wheel Drive (4x2) Right	K700054	1	F174
1990-1985	Four Wheel Drive (4X4), Monobeam Front Axle, (Link And Bushing Kit)	K8663	2	F475
1985	Four Wheel Drive (4X4), Except Monobeam Axle, (Link And Bushing Kit)	K8662	2	F454
Sway Bar Repair Kit				
1990-1987	(Contains Thermoplastic Bushing For Threaded Rod End)	K8434 ‡	2	F174, F475
	(Link Not Included, Contains Thermoplastic Bushing For Both Ends Of Link)	K8657	1	F174, F475
1986	(Contains Thermoplastic Bushing For Threaded Rod End)	K8434 ‡	2	F152, F475
	(Link Not Included, Contains Thermoplastic Bushing For Both Ends Of Link)	K8657	1	F152, F475
1985	(Contains Thermoplastic Bushing For Threaded Rod End)	K8434 ‡	2	F152, F454, F475
	(Link Not Included, Contains Thermoplastic Bushing For Both Ends Of Link)	K8657	1	F152, F454, F475
1984-1982	(Link Not Included, Contains Thermoplastic Bushing For Both Ends Of Link)	K8657	1	F152, F454
1984-1980	(Contains Thermoplastic Bushing For Threaded Rod End)	K8434 ‡	2	F152, F454
1981-1980	(Bushing Kit, Link Not Included, Contains Thermoplastic Bushing For Both Ends Of Link)	K8657	1	F152, F454
1979	Four Wheel Drive (4X4), (Contains Thermoplastic Bushing For Threaded Rod End)	K8434 ‡	2	F475
1979-1973	(Bushing Kit, Link Not Included, Contains Thermoplastic Bushing For Both Ends Of Link)	K8657	1	
Track Bar				
1990-1987	Four Wheel Drive (4X4), Monobeam Front Axle, 20.7" Center To Center, (Design Allows Ease Of Installation)	DS300046 ‡	1	F475
1986-1985	Four Wheel Drive (4X4), From 2/85, Monobeam Front Axle, 20.7" Center To Center, (Design Allows Ease Of Installation)	DS300046 ‡	1	F475
Track Bar Bushing				
1990-1988	Four Wheel Drive (4X4), (2 Piece Design, Design Allows Ease Of Installation)	K80034 ‡	1	F475
1987-1985	Four Wheel Drive (4X4), Monobeam Front Axle, (2 Piece Design, Design Allows Ease Of Installation)	K80034 ‡	1	F475

FORD TRUCK-300, 350 Series - 1 Ton (Cont.)

FRONT SUSPENSION (Cont.)

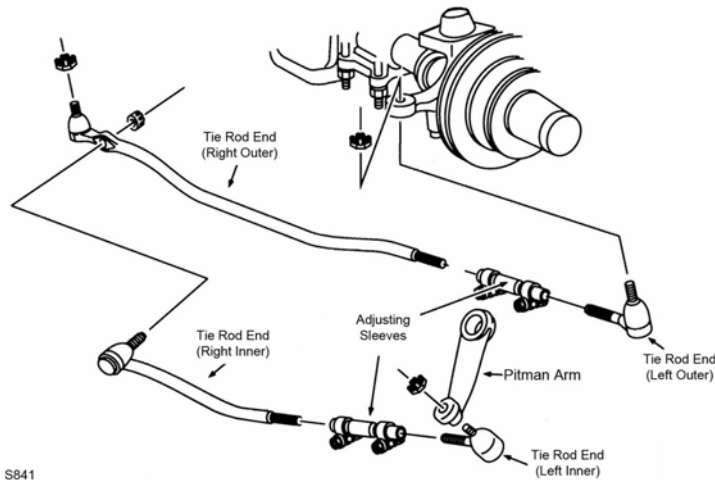
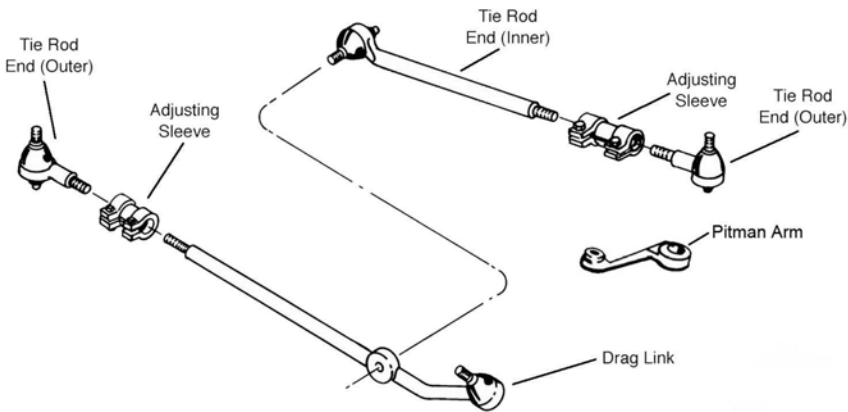
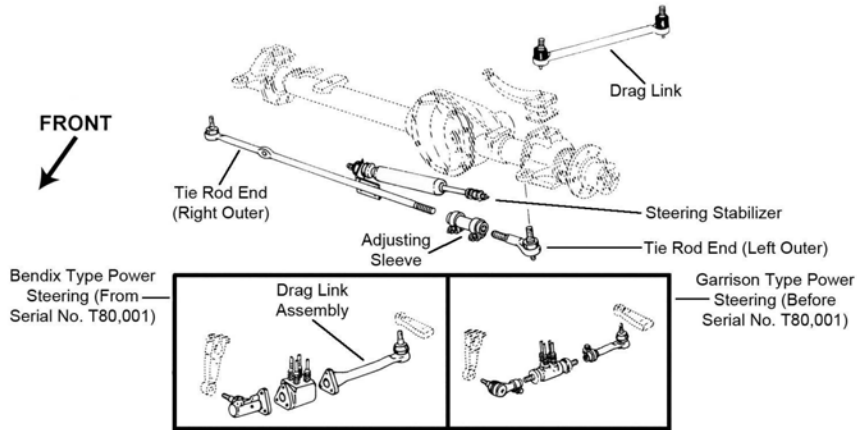
Year	Model/Application	Part	P/C Qty	Figure
P350				
King Bolt Set				
1976-1968	.922" X 6.990", (Contains Metal Bushing, Two Keyway, Two Straight Oil Groove)	8458B	1	
	.932" X 6.990", (Contains Metal Bushing, Oversize, Two Keyway, Two Straight Oil Groove)	8458B010	1	
Leaf Spring Bolt Kit				
1976-1957	Front	K150364	2	
Leaf Spring Bushing				
1976-1957	Front	K201106	2	
Leaf Spring Shackle				
1976-1957		K150365	2	
Leaf Spring Shackle Bolt Kit				
1976-1957	Upper Rear	K150363	2	
	Lower Rear	K150364	2	
Leaf Spring Shackle Bushing				
1976-1957	Upper	K201056	2	
	Lower	K201106	2	
Super Wagon E350				
Front Axle Pivot Bushing				
1983-1978	1/2" Bolts	K8672	2	F152
	5/8" Bolt, 1.762" Outside Diameter, (Standard Design)	K8300	2	F152
	5/8" Bolts, 1.702" Outside Diameter	K8312	2	F152
	Right Axle Marked E4UA-3006CA; Left Axle Marked E4UA-3007CA, 5/8" Bolts, (High Quality Elastomer For Durability And Performance)	K8621 ‡	1	F152
King Bolt Set				
1983-1978	1.0540" X 6.685", (Contains Metal Bushing)	8574B	1	F152
Radius Arm Bushing Kit				
1983-1978	(Contains Thermoplastic Bushing For Heat Resistance, High Performance, Design Allows Ease Of Installation)	K80005 ‡	1	F152
	(Standard Design)	K8268	1	F152
Radius Arm Hardware Kit				
1983-1978	(10 Per Package, Self Locking Nut)	K4006	1	F152
Sway Bar Bushing				
1983-1978	1" Sway Bar Diameter	To Frame K8653	1	F152
	1-1/16" Sway Bar Diameter	To Frame K8654	1	F152
	1-1/8" Sway Bar Diameter, (Improved Design Bushing With Premium Rubber Material And Synthetic Fabric Lining Lasts Longer And Eliminates Noise)	To Frame K201624 ‡	1	F152
	1-1/8" Sway Bar Diameter, (Standard Design)	To Frame K8655	1	F152
	1-3/16" Sway Bar Diameter, (Improved Design Bushing With Premium Rubber Material And Synthetic Fabric Lining Lasts Longer And Eliminates Noise)	To Frame K201625 ‡	1	F152
	1-3/16" Sway Bar Diameter, (Standard Design)	To Frame K8656	1	F152
	15/16" Sway Bar Diameter	To Frame K8652	1	F152
	7/8" Sway Bar Diameter	To Frame K8651	1	F152
Sway Bar Link				
1983-1978	(Complete Kit, Contains Thermoplastic Bushing For Both Ends Of Link)	K8625 ‡	2	F152
Sway Bar Repair Kit				
1983-1978	(Contains Thermoplastic Bushing For Threaded Rod End)	K8434 ‡	2	F152
	(Link Not Included, Contains Thermoplastic Bushing For Both Ends Of Link)	K8657	1	F152

STEERING



FORD TRUCK-300, 350 Series - 1 Ton (Cont.)

STEERING (Cont.)



S841

Year	Model/Application	Part	P/C Qty	Figure
Club Wagon E300				
Steering Damper Bellows				
1974-1969	Twin I-beam Axle, (Trail Boss)	Front SSD68	1	S253
Steering Damper Kit				
1974-1969	Twin I-beam Axle, (Trail Boss)	Front SSD20	1	S253
Tie Rod Adjusting Sleeve				
1974-1969	1" - 18 Threads, 5.5" Length, (Coated For Corrosion Resistance)	Right ES2012S ‡	1	S253
Club Wagon E350				
Drag Link Assembly				
1990-1989	(Optional Three Piece Design, Inner Rod End, Powdered Metal Gusher Brg. For Better Lubrication)	DS1175 ‡	1	S286

(Cont.) 300, 350 Series - 1 Ton-FORD TRUCK

STEERING (Cont.)					
Year	Model/Application	Part	P/C Qty	Figure	
Club Wagon E350					
Drag Link Assembly					
1990-1989 (Cont.)	(Optional Three Piece Design, Outer Rod End, Powdered Metal Gusher Brg. For Better Lubrication)	ES2914R ‡	1	S286	
1988	From 2/88, (Optional Three Piece Design, Inner Rod End, Powdered Metal Gusher Brg. For Better Lubrication)	DS1175 ‡	1	S286	
	From 2/88, (Optional Three Piece Design, Outer Rod End, Powdered Metal Gusher Brg. For Better Lubrication)	ES2914R ‡	1	S286	
	Thru 1/88, (1 Piece Design, Includes Sunoloy-Coated Metal Bearing To Combine Durability With Smooth Stud Swing)	DS1140 ‡	1	S252	
1987-1984	(1 Piece Design, Includes Sunoloy-Coated Metal Bearing To Combine Durability With Smooth Stud Swing)	DS1140 ‡	1	S252	
Steering Damper Bellows					
1990-1984	Steering Linkage In Front Axle, (Trail Boss)	Front SSD68	1		
Steering Damper Cylinder					
1990-1984	Steering Linkage In Front Axle, (Trail Boss)	Front SSD48	1		
Steering Damper Kit					
1990-1984	Steering Linkage In Front Axle, (Trail Boss)	Front SSD13	1		
Tie Rod Adjusting Sleeve					
1990-1989	1" - 18 Threads, 5.5" Length, (Coated For Corrosion Resistance)	Right ES2012S ‡	1	S286	
1990-1988		Left ES362S	1	S286	
1988	From 2/88, 1" - 18 Threads, 5.5" Length, (Coated For Corrosion Resistance)	Right ES2012S ‡	1	S286	
1987-1984		Left ES362S	1	S252	
Tie Rod End					
1990-1989	(Powdered Metal Gusher Brg. For Better Lubrication)	Right Outer ES2914R ‡	1	S286	
	(Powdered Metal Gusher Brg. For Better Lubrication)	Right Inner DS1175 ‡	1	S286	
1990-1988	From Serial Number Y80001, 18.25" Length, (Powdered Metal Gusher Brg. For Better Lubrication)	Left Inner DS918 ‡	1	S286	
	From Serial Number Y80001, 4.88" Length, (Powdered Metal Gusher Brg. For Better Lubrication)	Left Outer ES2065L ‡	1	S286	
1988	Thru 2/88, (Optional Component Of Assembly, Powdered Metal Gusher Brg. For Better Lubrication)	Right Outer ES2914R ‡	1	S286	
	Thru 2/88, (Optional Component Of Assembly, Powdered Metal Gusher Brg. For Better Lubrication)	Right Inner DS1175 ‡	1	S286	
	Thru 2/88, (Complete Assembly, Includes Sunoloy-Coated Metal Bearing To Combine Durability With Smooth Stud Swing)	Right DS1140 ‡	1	S252	
1987-1984	(Optional Component Of Assembly, Powdered Metal Gusher Brg. For Better Lubrication)	Right Outer ES2914R ‡	1	S286	
	(Optional Component Of Assembly, Powdered Metal Gusher Brg. For Better Lubrication)	Right Inner DS1175 ‡	1	S286	
	(Complete Assembly, Includes Sunoloy-Coated Metal Bearing To Combine Durability With Smooth Stud Swing)	Right DS1140 ‡	1	S252	
	From Serial Number Y80001, 18.25" Length, (Powdered Metal Gusher Brg. For Better Lubrication)	Left Inner DS918 ‡	1	S252	
	From Serial Number Y80001, 4.88" Length, (Powdered Metal Gusher Brg. For Better Lubrication)	Left Outer ES2065L ‡	1	S252	
Econoline E300					
Steering Damper Bellows					
1974-1969	Twin I-beam Axle, (Trail Boss)	Front SSD68	1	S253	
Steering Damper Kit					
1974-1969	Twin I-beam Axle, (Trail Boss)	Front SSD20	1	S253	
Tie Rod Adjusting Sleeve					
1974-1969	1" - 18 Threads, 5.5" Length, (Coated For Corrosion Resistance)	Right ES2012S ‡	1	S253	
Econoline E350					
Drag Link Assembly					
1990-1989	(Optional Three Piece Design, Inner Rod End, Powdered Metal Gusher Brg. For Better Lubrication)	DS1175 ‡	1	S286	
	(Optional Three Piece Design, Outer Rod End, Powdered Metal Gusher Brg. For Better Lubrication)	ES2914R ‡	1	S286	
1988	From 2/88, (Optional Three Piece Design, Inner Rod End, Powdered Metal Gusher Brg. For Better Lubrication)	DS1175 ‡	1	S286	
	From 2/88, (Optional Three Piece Design, Outer Rod End, Powdered Metal Gusher Brg. For Better Lubrication)	ES2914R ‡	1	S286	
	Thru 1/88, (1 Piece Design, Includes Sunoloy-Coated Metal Bearing To Combine Durability With Smooth Stud Swing)	DS1140 ‡	1	S252	
1987-1975	(1 Piece Design, Includes Sunoloy-Coated Metal Bearing To Combine Durability With Smooth Stud Swing)	DS1140 ‡	1	S252	
Steering Damper Bellows					
1990-1975	Steering Linkage In Front Axle, (Trail Boss)	Front SSD68	1		

FORD TRUCK-300, 350 Series - 1 Ton (Cont.)

STEERING (Cont.)

Year	Model/Application	Part	P/C Qty	Figure
Econoline E350				
Steering Damper Cylinder				
1990-1975	Steering Linkage In Front Axle, (Trail Boss)	Front	SSD48	1
Steering Damper Kit				
1990-1975	Steering Linkage In Front Axle, (Trail Boss)	Front	SSD13	1
Tie Rod Adjusting Sleeve				
1990-1989	1" - 18 Threads, 5.5" Length, (Coated For Corrosion Resistance)	Right	ES2012S ‡	1 S286
1990-1988		Left	ES362S	1 S286
1988	From 2/88, 1" - 18 Threads, 5.5" Length, (Coated For Corrosion Resistance)	Right	ES2012S ‡	1 S286
1987-1975		Left	ES362S	1 S252
Tie Rod End				
1990-1989	(Powdered Metal Gusher Brg. For Better Lubrication)	Right Inner	DS1175 ‡	1 S286
1990-1988	From Serial Number Y80001, 18.25" Length, (Powdered Metal Gusher Brg. For Better Lubrication)	Left Inner	DS918 ‡	1 S286
	From Serial Number Y80001, 4.88" Length, (Powdered Metal Gusher Brg. For Better Lubrication)	Left Outer	ES2065L ‡	1 S286
1988	Thru 2/88, (Optional Component Of Assembly, Powdered Metal Gusher Brg. For Better Lubrication)	Right Outer	ES2914R ‡	1 S286
	Thru 2/88, (Optional Component Of Assembly, Powdered Metal Gusher Brg. For Better Lubrication)	Right Inner	DS1175 ‡	1 S286
	Thru 2/88, (Complete Assembly, Includes Sunoloy-Coated Metal Bearing To Combine Durability With Smooth Stud Swing)	Right	DS1140 ‡	1 S252
1987-1979	(Optional Component Of Assembly, Powdered Metal Gusher Brg. For Better Lubrication)	Right Outer	ES2914R ‡	1 S286
	(Optional Component Of Assembly, Powdered Metal Gusher Brg. For Better Lubrication)	Right Inner	DS1175 ‡	1 S286
1987-1977	From Serial Number Y80001, 18.25" Length, (Powdered Metal Gusher Brg. For Better Lubrication)	Left Inner	DS918 ‡	1 S252
	From Serial Number Y80001, 4.88" Length, (Powdered Metal Gusher Brg. For Better Lubrication)	Left Outer	ES2065L ‡	1 S252
1987-1975	(Complete Assembly, Includes Sunoloy-Coated Metal Bearing To Combine Durability With Smooth Stud Swing)	Right	DS1140 ‡	1 S252
F350				
Drag Link Assembly				
1990-1987	Two Wheel Drive (4x2), From 4200 Lb Front Gross Axle Wheel Rating, (Powdered Metal Gusher Brg. For Better Lubrication)		DS1073 ‡	1 S286
1987	Four Wheel Drive (4X4), Thru 1/87, 1" - 18 Threads, (The First Design Steering Linkage With 22mm Diameter Threads Must Be Replaced By The Second Design Linkage With 1"-18 Diameter Threads, Powdered Metal Gusher Brg. For Better Lubrication)	Right Inner	DS1068 ‡	1 S841
1987-1985	Pickup (4 Dr.) Crew Cab, Two Wheel Drive (4x2), (Powdered Metal Gusher Brg. For Better Lubrication)		DS1073 ‡	1 S286
1986	Four Wheel Drive (4X4), 1" - 18 Threads, (The First Design Steering Linkage With 22mm Diameter Threads Must Be Replaced By The Second Design Linkage With 1"-18 Diameter Threads, Powdered Metal Gusher Brg. For Better Lubrication)	Right Inner	DS1068 ‡	1 S841
1985	Four Wheel Drive (4X4), From 2/85, Monobeam Front Axle, 1" - 18 Threads, (The First Design Steering Linkage With 22mm Diameter Threads Must Be Replaced By The Second Design Linkage With 1"-18 Diameter Threads, Powdered Metal Gusher Brg. For Better Lubrication)	Right Inner	DS1068 ‡	1 S841
	Four Wheel Drive (4X4), Thru 2/85, Twin I-beam Axle, (Powdered Metal Gusher Brg. For Better Lubrication)		DS1001 ‡	1 S286
1984-1980	Four Wheel Drive (4X4), (Powdered Metal Gusher Brg. For Better Lubrication)		DS1001 ‡	1 S286
1979	Four Wheel Drive (4X4)		DS913	1 S255
	Two Wheel Drive (4x2), (Powdered Metal Gusher Brg. For Better Lubrication)		DS796 ‡	1 S251
1978-1975	(Powdered Metal Gusher Brg. For Better Lubrication)		DS796 ‡	1 S251
1974-1972	Two Wheel Drive (4x2), (Powdered Metal Gusher Brg. For Better Lubrication)		DS796 ‡	1 S251
1971	Two Wheel Drive (4x2), From Serial Number M00001, (Powdered Metal Gusher Brg. For Better Lubrication)		DS796 ‡	1 S251
Pitman Arm				
1990-1987	Two Wheel Drive (4x2), (MOOG Engineered Steel Composition Enhances Strength)		K8750 ‡	1 S286
1986-1980	Two Wheel Drive (4x2), Power Steering, (MOOG Engineered Steel Composition Enhances Strength)		K8755 ‡	1 S286
Steering Damper Bellows				
1990-1980	Four Wheel Drive (4X4), (Super Trail Boss)	Front	SSD90	1
	Two Wheel Drive (4x2), (Super Trail Boss)	Front	SSD90	1
1985-1980	Four Wheel Drive (4X4), Except Solid Front Axle, Except Sway Bar Equipped Vehicles, (Trail Boss)	Front	SSD68	1
1982-1980	Two Wheel Drive (4x2), (Trail Boss)	Front	SSD68	1
1979	Four Wheel Drive (4X4), (Trail Boss)	Front	SSD68	1 S255
	Two Wheel Drive (4x2), Twin I-beam Axle, (Trail Boss)	Front	SSD68	1 S251
1978-1967	Two Wheel Drive (4x2), (Trail Boss)	Front	SSD68	1 S251

(Cont.) 300, 350 Series - 1 Ton-FORD TRUCK

STEERING (Cont.)					
Year	Model/Application	Part	P/C Qty	Figure	
F350					
Steering Damper Bellows					
1966-1965	Two Wheel Drive (4x2), (Trail Boss)	Front	SSD68	1	
1964-1960	Two Wheel Drive (4x2), Straight Axle, (Trail Boss)	Front	SSD68	1	
1959-1953	Straight Axle, (Trail Boss)	Front	SSD68	1	
Steering Damper Cylinder					
1985-1980	Four Wheel Drive (4X4), Except Solid Front Axle, (Super Trail Boss)	Front	SSD82	1	
1982-1980	Two Wheel Drive (4x2), (Super Trail Boss)	Front	SSD82	1	
1979	Four Wheel Drive (4X4), (Trail Boss)	Front	SSD49	1	S255
1964-1960	Two Wheel Drive (4x2), Straight Axle, (Trail Boss)	Front	SSD42	1	
Steering Damper Kit					
1990-1985	Four Wheel Drive (4X4), Monobeam Front Axle, (Super Trail Boss)	Front	SSD92	1	
1985-1980	Four Wheel Drive (4X4), Except Solid Front Axle, Except Sway Bar Equipped Vehicles, (Trail Boss)	Front	SSD51	1	
1982-1980	Two Wheel Drive (4x2), Except Sway Bar Equipped Vehicles, (Trail Boss)	Front	SSD50	1	
1979-1967	Two Wheel Drive (4x2), Twin I-beam Axle, (Trail Boss)	Front	SSD20	1	S251
1966-1965	Two Wheel Drive (4x2), Twin I-beam Axle, (Trail Boss)	Front	SSD20	1	
1964-1960	Two Wheel Drive (4x2), Straight Axle, (Super Trail Boss)	Front	SSD99	1	
1959-1953	(Super Trail Boss)	Front	SSD99	1	
Tie Rod Adjusting Sleeve					
1990	Cab-Chassis (2 Dr.), Two Wheel Drive (4x2), Ambulance, From 4200 Lb Front Gross Axle Wheel Rating, 1" - 18 Threads, 5.5" Length, (Coated For Corrosion Resistance)	Right	ES2012S ‡	1	S286
	Pickup (4 Dr.) Crew Cab, Two Wheel Drive (4x2), From 4200 Lb Front Gross Axle Wheel Rating, 1" - 18 Threads, 5.5" Length, (Coated For Corrosion Resistance)	Right	ES2012S ‡	1	S286
1990-1988	Two Wheel Drive (4x2), Up To 4200 Lb Front Gross Axle Wheel Rating	Right	ES2079S	1	S286
1990-1985	Four Wheel Drive (4X4), 1" - 18 Threads, 5.5" Length, (Coated For Corrosion Resistance)		ES2012S ‡	2	S841
1990-1980	Two Wheel Drive (4x2)	Left	ES2080S	1	S286
1989	Cab-Chassis (2 Dr.), Two Wheel Drive (4x2), Ambulance, From 3/89, From 4200 Lb Front Gross Axle Wheel Rating, 1" - 18 Threads, 5.5" Length, (Coated For Corrosion Resistance)	Right	ES2012S ‡	1	S286
	Pickup (4 Dr.) Crew Cab, Two Wheel Drive (4x2), From 3/89, From 4200 Lb Front Gross Axle Wheel Rating, 1" - 18 Threads, 5.5" Length, (Coated For Corrosion Resistance)	Right	ES2012S ‡	1	S286
	Pickup (4 Dr.) Crew Cab, Two Wheel Drive (4x2), Thru 2/89, 1" - 18 Threads, 5.5" Length, (Coated For Corrosion Resistance)	Right	ES2012S ‡	1	S286
1988-1985	Pickup (4 Dr.) Crew Cab, Two Wheel Drive (4x2), 1" - 18 Threads, 5.5" Length, (Coated For Corrosion Resistance)	Right	ES2012S ‡	1	S286
1987-1983	Cab-Chassis (2 Dr. Ext'd), Cab-Chassis (2 Dr.), Cowl-Chassis, Pickup (2 Dr.), Two Wheel Drive (4x2)	Right	ES2079S	1	S286
1985	Four Wheel Drive (4X4), Thru 2/85, Twin I-beam Axle		ES2079S	2	S286
1984-1980	Four Wheel Drive (4X4)		ES2079S	2	S286
1982-1980	Two Wheel Drive (4x2)	Right	ES2079S	1	S286
1979	Four Wheel Drive (4X4)		ES2066S	1	S255
	Two Wheel Drive (4x2), 4.50" Length		ES362S	1	S251
1978-1972	4.50" Length		ES362S	1	S251
1971	From Serial Number M00001, 4.50" Length		ES362S	1	S251
	Two Wheel Drive (4x2), Thru Serial Number M00001, Twin I-beam Axle, 1" - 18 Threads, 5.5" Length, (Coated For Corrosion Resistance)		ES2012S ‡	1	S251
1970-1967	Two Wheel Drive (4x2), Twin I-beam Axle, 1" - 18 Threads, 5.5" Length, (Coated For Corrosion Resistance)		ES2012S ‡	1	S251
Tie Rod End					
1990	Pickup (2 Dr. Ext'd Cab), Pickup (2 Dr.), Two Wheel Drive (4x2), Up To 4200 Lb Front Axle, (Powdered Metal Gusher Brg. For Better Lubrication)	Right Outer	ES2077RT ‡	1	S286
1990-1989	Two Wheel Drive (4x2), From 4200 Lb Front Gross Axle Wheel Rating, (Powdered Metal Gusher Brg. For Better Lubrication)	Right Outer	ES2396R ‡	1	S286
1990-1988	Four Wheel Drive (4X4), (Powdered Metal Gusher Brg. For Better Lubrication)	Right Outer	DS1071 ‡	1	S841
	Four Wheel Drive (4X4), (Powdered Metal Gusher Brg. For Better Lubrication)	Right Inner	DS1068 ‡	1	S841
	Four Wheel Drive (4X4), (Powdered Metal Gusher Brg. For Better Lubrication)	At Pitman Arm, Left Inner	ES3009R ‡	1	S841
	Four Wheel Drive (4X4), (Powdered Metal Gusher Brg. For Better Lubrication)	Left Outer, Steering Arm To Steering Arm	ES3009R ‡	1	S841
	Pickup (2 Dr. Ext'd Cab), Pickup (2 Dr.), Two Wheel Drive (4x2), Up To 4200 Lb Front Axle, (Powdered Metal Gusher Brg. For Better Lubrication)	Right Inner	DS1138T ‡	1	S286
1990-1987	Two Wheel Drive (4x2), From 4200 Lb Front Gross Axle Wheel Rating, (Powdered Metal Gusher Brg. For Better Lubrication)	Right Inner	DS1073 ‡	1	S286
1990-1980	Two Wheel Drive (4x2), (Powdered Metal Gusher Brg. For Better Lubrication)	Left Outer	ES2078LT ‡	1	S286
	Two Wheel Drive (4x2), (Powdered Metal Gusher Brg. For Better Lubrication)	Left Inner	DS1017T ‡	1	S286

FORD TRUCK-300, 350 Series - 1 Ton (Cont.)

STEERING (Cont.)

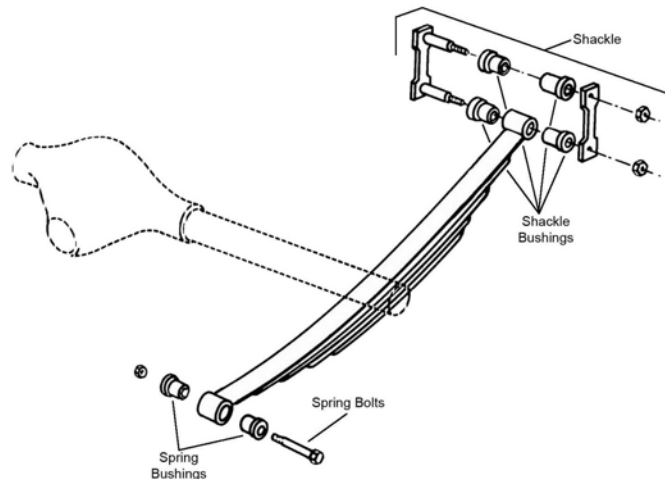
Year	Model/Application	Part	P/C Qty	Figure
F350				
Tie Rod End				
1989	Pickup (2 Dr. Ext'd Cab), Pickup (2 Dr.), Two Wheel Drive (4x2), Thru 2/89, (Powdered Metal Gusher Brg. For Better Lubrication)	Right Outer ES2077RT ‡	1	S286
	Pickup (2 Dr. Ext'd Cab), Pickup (2 Dr.), Two Wheel Drive (4x2), Up To 4200 Lb Front Axle, From 3/89, (Powdered Metal Gusher Brg. For Better Lubrication)	Right Outer ES2077RT ‡	1	S286
1988-1985	Pickup (2 Dr.), Two Wheel Drive (4x2), (Powdered Metal Gusher Brg. For Better Lubrication)	Right Outer ES2077RT ‡	1	S286
	Pickup (4 Dr.) Crew Cab, Two Wheel Drive (4x2), (Greaseable, Powdered Metal Gusher Brg. For Better Lubrication)	Right Outer ES2396R ‡	1	S286
1987	Four Wheel Drive (4X4), 1"-18 Threads Replaces Entire 1st Design As An Assembly, 2nd Design, (Powdered Metal Gusher Brg. For Better Lubrication)	At Pitman Arm, Left Inner ES3009R ‡	1	S841
	Four Wheel Drive (4X4), 1st Design, Thru 2/1/87, 22mm Threads, (Powdered Metal Gusher Brg. For Better Lubrication)	At Pitman Arm, Left Inner ES2615R ‡	1	S841
	Four Wheel Drive (4X4), Thru 1/87, 1" - 18 Threads, (The First Design Steering Linkage With 22mm Diameter Threads Must Be Replaced By The Second Design Linkage With 1"-18 Diameter Threads, Powdered Metal Gusher Brg. For Better Lubrication)	Right Outer DS1071 ‡	1	S841
	Four Wheel Drive (4X4), Thru 2/1/87, 1" - 18 Threads, (The First Design Steering Linkage With 22mm Diameter Threads Must Be Replaced By The Second Design Linkage With 1"-18 Diameter Threads, Powdered Metal Gusher Brg. For Better Lubrication)	Right Inner DS1068 ‡	1	S841
1987-1986	Pickup (2 Dr.), Two Wheel Drive (4x2), Up To 4200 Lb Front Axle, (Powdered Metal Gusher Brg. For Better Lubrication)	Brg. For Right Inner DS1138T ‡	1	S286
1987-1985	Four Wheel Drive (4X4), From 2/1/85, Monobeam Front Axle, (Powdered Metal Gusher Brg. For Better Lubrication)	For Better Left Outer ES2392L ‡	1	S841
	Pickup (4 Dr.) Crew Cab, Two Wheel Drive (4x2), (Powdered Metal Gusher Brg. For Better Lubrication)	Right Inner DS1073 ‡	1	S286
1986	Four Wheel Drive (4X4), (The First Design Steering Linkage With 22mm Diameter Threads Must Be Replaced By The Second Design Linkage With 1"-18 Diameter Threads, Powdered Metal Gusher Brg. For Better Lubrication)	Right Outer DS1071 ‡	1	S841
	Four Wheel Drive (4X4), 1" - 18 Threads, (The First Design Steering Linkage With 22mm Diameter Threads Must Be Replaced By The Second Design Linkage With 1"-18 Diameter Threads, Powdered Metal Gusher Brg. For Better Lubrication)	Right Inner DS1068 ‡	1	S841
	Four Wheel Drive (4X4), 1st Design, 22mm Threads, (Powdered Metal Gusher Brg. For Better Lubrication)	At Pitman Arm, Left Inner ES2615R ‡	1	S841
1985	Four Wheel Drive (4X4), 1st Design, From 2/1/85, Monobeam Front Axle, 22mm Threads, (Powdered Metal Gusher Brg. For Better Lubrication)	At Pitman Arm, Left Inner ES2615R ‡	1	S841
	Four Wheel Drive (4X4), From 2/1/85, Monobeam Front Axle, (The First Design Steering Linkage With 22mm Diameter Threads Must Be Replaced By The Second Design Linkage With 1"-18 Diameter Threads, Powdered Metal Gusher Brg. For Better Lubrication)	Right Outer DS1071 ‡	1	S841
	Four Wheel Drive (4X4), From 2/1/85, Monobeam Front Axle, 1" - 18 Threads, (The First Design Steering Linkage With 22mm Diameter Threads Must Be Replaced By The Second Design Linkage With 1"-18 Diameter Threads, Powdered Metal Gusher Brg. For Better Lubrication)	Right Inner DS1068 ‡	1	S841
	Four Wheel Drive (4X4), Thru 2/85, Twin I-beam Axle, (Powdered Metal Gusher Brg. For Better Lubrication)	Left Inner DS1002 ‡	1	S286
	Four Wheel Drive (4X4), Thru 2/85, Twin I-beam Axle, (Powdered Metal Gusher Brg. For Better Lubrication)	Right Inner DS1001 ‡	1	S286
	Pickup (2 Dr.), Two Wheel Drive (4x2), (Powdered Metal Gusher Brg. For Better Lubrication)	Right Inner DS1018T ‡	1	S286
1984-1980	Four Wheel Drive (4X4), (Powdered Metal Gusher Brg. For Better Lubrication)	Left Inner DS1002 ‡	1	S286
	Four Wheel Drive (4X4), (Powdered Metal Gusher Brg. For Better Lubrication)	Right Inner DS1001 ‡	1	S286
	Two Wheel Drive (4x2), (Powdered Metal Gusher Brg. For Better Lubrication)	Right Outer ES2077RT ‡	1	S286
	Two Wheel Drive (4x2), (Powdered Metal Gusher Brg. For Better Lubrication)	Right Inner DS1018T ‡	1	S286
1979	Four Wheel Drive (4X4), (Greaseable Socket Reduces Corrosion/Wear)	Left Outer ES2064L ‡	1	S255
	Four Wheel Drive (4X4), (Greaseable Socket Reduces Corrosion/Wear)	Right Outer DS923 ‡	1	S255
	Two Wheel Drive (4x2), (Powdered Metal Gusher Brg. For Better Lubrication)	Left Inner ES414R ‡	1	S251
	Two Wheel Drive (4x2), 17.25" Length, (Powdered Metal Gusher Brg. For Better Lubrication)			
	Two Wheel Drive (4x2), 40.4" Length, (Powdered Metal Gusher Brg. For Better Lubrication)	Left Outer DS794 ‡	1	S251
		Right DS796 ‡	1	S251
1978-1975	(Powdered Metal Gusher Brg. For Better Lubrication)	Left Inner ES414R ‡	1	S251
	17.25" Length, (Powdered Metal Gusher Brg. For Better Lubrication)	Left Outer DS794 ‡	1	S251
	40.4" Length, (Powdered Metal Gusher Brg. For Better Lubrication)	Right DS796 ‡	1	S251
1974-1972	Two Wheel Drive (4x2), 17.25" Length, (Powdered Metal Gusher Brg. For Better Lubrication)			
	Two Wheel Drive (4x2), 40.4" Length, (Powdered Metal Gusher Brg. For Better Lubrication)	Left Outer DS794 ‡	1	S251
		Right DS796 ‡	1	S251
1974-1971	Two Wheel Drive (4x2), (Powdered Metal Gusher Brg. For Better Lubrication)	Left Inner ES414R ‡	1	S251
1971	Two Wheel Drive (4x2), From Serial Number M00001, 17.25" Length, (Powdered Metal Gusher Brg. For Better Lubrication)	Left Outer DS794 ‡	1	S251
	Two Wheel Drive (4x2), From Serial Number M00001, 40.4" Length, (Powdered Metal Gusher Brg. For Better Lubrication)	Right DS796 ‡	1	S251
1966-1953	Two Wheel Drive (4x2), 3800 Lb Axle, .750" - 16 Threads, 3.50" Length, (Left Hand Threads, Includes Sunoloy-Coated Metal Bearing To Combine Durability With Smooth Stud Swing)	Left Outer ES150L ‡	1	
	Two Wheel Drive (4x2), 3800 Lb Axle, .750" - 16 Threads, 3.50" Length, (Right Hand Threads, Includes Sunoloy-Coated Metal Bearing To Combine Durability With Smooth Stud Swing)	Right Outer ES150R ‡	1	

(Cont.) 300, 350 Series - 1 Ton-FORD TRUCK

STEERING (Cont.)

Year	Model/Application	Part	P/C Qty	Figure
P350				
Drag Link Assembly				
1977-1957	Postal Vehicle, 22.47" Center To Center, (Greaseable Socket Reduces Corrosion/Wear)	DS685 ‡	1	
Tie Rod End				
1977-1953	3800 Lb Axle, .750" - 16 Threads, 3.50" Length, (Left Hand Threads, Includes Sunoloy-Coated Metal Bearing To Combine Durability With Smooth Stud Swing)	ES150L ‡	1	
	3800 Lb Axle, .750" - 16 Threads, 3.50" Length, (Right Hand Threads, Includes Sunoloy-Coated Metal Bearing To Combine Durability With Smooth Stud Swing)	ES150R ‡	1	
Super Wagon E350				
Drag Link Assembly				
1983-1978	(1 Piece Design, Includes Sunoloy-Coated Metal Bearing To Combine Durability With Smooth Stud Swing)	DS1140 ‡	1	S252
Steering Damper Bellows				
1983-1978	Steering Linkage In Front Axle, (Trail Boss)	Front SSD68	1	
Steering Damper Cylinder				
1983-1978	Steering Linkage In Front Axle, (Trail Boss)	Front SSD48	1	
Steering Damper Kit				
1983-1978	Steering Linkage In Front Axle, (Trail Boss)	Front SSD13	1	
Tie Rod Adjusting Sleeve				
1983-1978		Left ES362S	1	S252
Tie Rod End				
1983-1979	(Optional Component Of Assembly, Powdered Metal Gusher Brg. For Better Lubrication)	Right Outer ES2914R ‡	1	S286
	(Optional Component Of Assembly, Powdered Metal Gusher Brg. For Better Lubrication)	Right Inner DS1175 ‡	1	S286
1983-1978	(Complete Assembly, Includes Sunoloy-Coated Metal Bearing To Combine Durability With Smooth Stud Swing)	Right DS1140 ‡	1	S252
	From Serial Number Y80001, 18.25" Length, (Powdered Metal Gusher Brg. For Better Lubrication)	Left Inner DS918 ‡	1	S252
	From Serial Number Y80001, 4.88" Length, (Powdered Metal Gusher Brg. For Better Lubrication)	Left Outer ES2065L ‡	1	S252

REAR SUSPENSION



R309

Year	Model/Application	Part	P/C Qty	Figure
Club Wagon E300				
Leaf Spring Bushing				
1972-1971	Except Leaf Spring Stamped D1UA5560AA	Front K201002	1	R309
1970-1969		Front K201002	1	R309
Leaf Spring Shackle Bushing				
1974-1973	Leaf Spring Stamped C8UA5560L	Lower K201049	2	R309
1972-1969		Lower K201049	2	R309
Club Wagon E350				
Leaf Spring Bushing				
1990-1984	1.51" Outside Diameter	Front K201109	2	R309

FORD TRUCK-300, 350 Series - 1 Ton (Cont.)

REAR SUSPENSION (Cont.)

Year	Model/Application	Part	P/C Qty	Figure
Club Wagon E350				
Leaf Spring Shackle				
1990-1984	(Contains Shackle, Nuts, Bolts & Bushing)	Rear	K150411	2 R309
Leaf Spring Shackle Bracket				
1990-1984	(New Part - Pending Availability)	Rear	K150414	2 R309
Leaf Spring Shackle Bushing				
1990-1984	.562" X 1.375" X 3.5"	Lower Rear	SB336	2 R309
	.625" X 1.375" X 3.5"	Upper Rear	SB341	2 R309
	.625" X 1.375" X 3.5"	Lower Rear	SB341	2 R309
Econoline E300				
Leaf Spring Bushing				
1972-1971	Except Leaf Spring Stamped D1UA5560AA	Front	K201002	1 R309
1970-1969		Front	K201002	1 R309
Leaf Spring Shackle Bushing				
1974-1973	Leaf Spring Stamped C8UA5560L	Lower	K201049	2 R309
1972-1969		Lower	K201049	2 R309
Econoline E350				
Leaf Spring Shackle				
1990-1975	(Contains Shackle, Nuts, Bolts & Bushing)	Rear	K150411	2 R309
Leaf Spring Shackle Bracket				
1990-1975	(New Part - Pending Availability)	Rear	K150414	2 R309
Leaf Spring Shackle Bushing				
1990-1975	.625" X 1.375" X 3.5"	Upper Rear	SB341	2 R309
	.625" X 1.375" X 3.5"	Lower Rear	SB341	2 R309
F350				
Camber Kingpin				
1990-1985	Four Wheel Drive (4X4), Dana 60 Axle, 1-1/2 Degree Maximum Positive Camber, (Eccentric Bushing, Adjustable Camber Kingpin)		K992 ‡	2
1979	Four Wheel Drive (4X4), Dana 60 Axle, 1-1/2 Degree Maximum Positive Camber, (Eccentric Bushing, Adjustable Camber Kingpin)		K992 ‡	2
Leaf Spring Bolt Kit				
1971-1965		Front	K150362	2 R309
Leaf Spring Bushing				
1990-1988	Pickup (2 Dr. Ext'd Cab), Pickup (2 Dr.), Pickup (4 Dr.) Crew Cab, Two Wheel Drive (4x2)	Front	SB344	2 R309
1990-1982	Cab-Chassis (2 Dr.), Two Wheel Drive (4x2)	Lower Rear	SB308	2 R309
	Cab-Chassis (2 Dr.), Two Wheel Drive (4x2)	Front	SB308	2 R309
1990-1979	Four Wheel Drive (4X4)	Front	SB344	2 R309
1987-1983	Pickup (2 Dr.), Pickup (4 Dr.) Crew Cab, Two Wheel Drive (4x2)	Front	SB344	2 R309
1982	Pickup (2 Dr.), Two Wheel Drive (4x2)	Front	SB344	2 R309
1981-1980	Cab-Chassis (2 Dr. Ext'd), Cab-Chassis (2 Dr.), Two Wheel Drive (4x2)	Lower Rear	SB308	2 R309
	Cab-Chassis (2 Dr. Ext'd), Cab-Chassis (2 Dr.), Two Wheel Drive (4x2)	Front	SB308	2 R309
	Pickup (2 Dr. Ext'd Cab), Pickup (2 Dr.), Two Wheel Drive (4x2)	Front	SB344	2 R309
1979	Two Wheel Drive (4x2)	Lower Rear	SB308	2 R309
	Cab-Chassis (2 Dr.), Pickup (2 Dr.), Two Wheel Drive (4x2), 1.25" Outside Diameter	Front	K200923	2 R309
	Pickup (2 Dr. Ext'd Cab), Two Wheel Drive (4x2)	Upper Rear	SB308	2 R309
1979-1977	Two Wheel Drive (4x2), .625" X 1.375" X 3.5"	Front	SB341	2 R309
	Pickup (2 Dr.), Pickup (4 Dr.) Crew Cab, Two Wheel Drive (4x2)	Front	SB308	2 R309
1978-1977	Pickup (2 Dr.), Pickup (4 Dr.) Crew Cab, Two Wheel Drive (4x2)	Lower Rear	SB308	2 R309
1978-1973	Cab-Chassis (2 Dr.), Pickup (2 Dr.), 1.25" Outside Diameter	Front	K200923	2 R309
1976-1975	Two Wheel Drive (4x2)	Lower Rear	SB308	2 R309
1976-1973	Two Wheel Drive (4x2)	Front	SB308	2 R309
1974-1973	Two Wheel Drive (4x2)		SB308	2 R309
1972-1965		Front	K200923	2 R309
1964-1957		Front	K200957	2 R309
Leaf Spring Shackle				
1990	Except Chassis Cab, (Contains Shackle, Nuts, Bolts & Bushing)	Rear	K150411	2 R309
1989-1988	Pickup (2 Dr. Ext'd Cab), Pickup (2 Dr.), Pickup (4 Dr.) Crew Cab, Four Wheel Drive (4X4), 10-1/4" Ring Gear, (Contains Shackle, Nuts, Bolts & Bushing)	Rear	K150411	2 R309
	Pickup (2 Dr. Ext'd Cab), Pickup (2 Dr.), Pickup (4 Dr.) Crew Cab, Two Wheel Drive (4x2), (Contains Shackle, Nuts, Bolts & Bushing)	Rear	K150411	2 R309

(Cont.) 300, 350 Series - 1 Ton-FORD TRUCK

REAR SUSPENSION (Cont.)					
Year	Model/Application	Part	P/C Qty	Figure	
F350					
Leaf Spring Shackle					
1987-1985	Pickup (2 Dr.), Pickup (4 Dr.) Crew Cab, Four Wheel Drive (4X4), 10-1/4" Ring Gear, (Contains Shackle, Nuts, Bolts & Bushing)	Rear	K150411	2 R309	
	Pickup (2 Dr.), Pickup (4 Dr.) Crew Cab, Two Wheel Drive (4x2), (Contains Shackle, Nuts, Bolts & Bushing)	Rear	K150411	2 R309	
1984-1983	Pickup (2 Dr.), Pickup (4 Dr.) Crew Cab, (Contains Shackle, Nuts, Bolts & Bushing)	Rear	K150411	2 R309	
1982	Pickup (2 Dr.), (Contains Shackle, Nuts, Bolts & Bushing)	Rear	K150411	2 R309	
1981-1980	Pickup (2 Dr. Ext'd Cab), Pickup (2 Dr.), (Contains Shackle, Nuts, Bolts & Bushing)	Rear	K150411	2 R309	
1979-1973	(Contains Shackle, Nuts, Bolts & Bushing)	Rear	K150411	2 R309	
Leaf Spring Shackle Bolt Kit					
1960-1957			K150311	2 R309	
Leaf Spring Shackle Bracket					
1988	Pickup (2 Dr. Ext'd Cab), Pickup (2 Dr.), Pickup (4 Dr.) Crew Cab, Four Wheel Drive (4X4), 10-1/4" Ring Gear, (New Part - Pending Availability)	Rear	K150410	2 R309	
	Pickup (2 Dr. Ext'd Cab), Pickup (2 Dr.), Pickup (4 Dr.) Crew Cab, Two Wheel Drive (4x2), (New Part - Pending Availability)	Rear	K150410	2 R309	
1987-1985	Pickup (2 Dr.), Pickup (4 Dr.) Crew Cab, Four Wheel Drive (4X4), 10-1/4" Ring Gear, (New Part - Pending Availability)	Rear	K150410	2 R309	
	Pickup (2 Dr.), Pickup (4 Dr.) Crew Cab, Two Wheel Drive (4x2), (New Part - Pending Availability)	Rear	K150410	2 R309	
1984-1983	Pickup (2 Dr.), Pickup (4 Dr.) Crew Cab, (New Part - Pending Availability)	Rear	K150410	2 R309	
1982	Pickup (2 Dr.), (New Part - Pending Availability)	Rear	K150410	2 R309	
1981-1980	Pickup (2 Dr. Ext'd Cab), Pickup (2 Dr.), (New Part - Pending Availability)	Rear	K150410	2 R309	
1979-1973	(New Part - Pending Availability)	Rear	K150410	2 R309	
Leaf Spring Shackle Bushing					
1990-1988	Pickup (2 Dr. Ext'd Cab), Pickup (2 Dr.), Pickup (4 Dr.) Crew Cab, Two Wheel Drive (4x2)		SB336	2 R309	
1990-1982	Cab-Chassis (2 Dr.), Two Wheel Drive (4x2)	Lower Rear	SB308	2 R309	
	Cab-Chassis (2 Dr.), Two Wheel Drive (4x2)	Front	SB308	2 R309	
1990-1980	Four Wheel Drive (4X4)		SB336	2 R309	
	Cab-Chassis (2 Dr. Ext'd), Cab-Chassis (2 Dr.), Two Wheel Drive (4x2)	Upper	SB342	2 R309	
1987-1983	Pickup (2 Dr.), Pickup (4 Dr.) Crew Cab, Two Wheel Drive (4x2)		SB336	2 R309	
1982	Pickup (2 Dr.), Two Wheel Drive (4x2)		SB336	2 R309	
1981-1980	Cab-Chassis (2 Dr. Ext'd), Cab-Chassis (2 Dr.), Two Wheel Drive (4x2)	Lower Rear	SB308	2 R309	
	Cab-Chassis (2 Dr. Ext'd), Cab-Chassis (2 Dr.), Two Wheel Drive (4x2)	Front	SB308	2 R309	
	Pickup (2 Dr. Ext'd Cab), Pickup (2 Dr.), Two Wheel Drive (4x2)		SB336	2 R309	
1979	Cab-Chassis (2 Dr.), Pickup (2 Dr.), Two Wheel Drive (4x2), 1.25" Outside Diameter	Upper	K200923	2 R309	
	Pickup (2 Dr. Ext'd Cab), Two Wheel Drive (4x2)	Upper Rear	SB308	2 R309	
1979-1977	Pickup (2 Dr.), Pickup (4 Dr.) Crew Cab, Two Wheel Drive (4x2)	Front	SB308	2 R309	
1978-1977	Pickup (2 Dr.), Pickup (4 Dr.) Crew Cab, Two Wheel Drive (4x2)	Lower Rear	SB308	2 R309	
1978-1973	Cab-Chassis (2 Dr.), Pickup (2 Dr.), 1.25" Outside Diameter	Upper	K200923	2 R309	
1972-1967		To Frame	K200960	2 R309	
1972-1965		To Spring	K200923	2 R309	
1963-1957		Upper	K201003	2 R309	
		Lower	K200957	2 R309	
Sway Bar Bushing					
1990	1-1/16" Sway Bar Diameter	To Axle	K8654	1	
	1-1/8" Sway Bar Diameter, (Improved Design Bushing With Premium Rubber Material And Synthetic Fabric Lining Lasts Longer And Eliminates Noise)	To Axle	K201624 ‡	1	
	1-1/8" Sway Bar Diameter, (Standard Design)	To Axle	K8655	1	
	1-3/16" Sway Bar Diameter, (Improved Design Bushing With Premium Rubber Material And Synthetic Fabric Lining Lasts Longer And Eliminates Noise)	To Axle	K201625 ‡	1	
	1-3/16" Sway Bar Diameter, (Standard Design)	To Axle	K8656	1	
	15/16" Sway Bar Diameter	To Axle	K8652	1	
	7/8" Sway Bar Diameter	To Axle	K8651	1	
	10-1/4" Ring Gear, 1-1/16" Sway Bar Diameter	To Axle	K8654	1	
1989-1985	10-1/4" Ring Gear, 1-1/8" Sway Bar Diameter, (Improved Design Bushing With Premium Rubber Material And Synthetic Fabric Lining Lasts Longer And Eliminates Noise)	To Axle	K201624 ‡	1	
	10-1/4" Ring Gear, 1-1/8" Sway Bar Diameter, (Standard Design)	To Axle	K8655	1	
	10-1/4" Ring Gear, 1-3/16" Sway Bar Diameter, (Improved Design Bushing With Premium Rubber Material And Synthetic Fabric Lining Lasts Longer And Eliminates Noise)	To Axle	K201625 ‡	1	
	10-1/4" Ring Gear, 1-3/16" Sway Bar Diameter, (Standard Design)	To Axle	K8656	1	
	10-1/4" Ring Gear, 15/16" Sway Bar Diameter	To Axle	K8652	1	
	10-1/4" Ring Gear, 7/8" Sway Bar Diameter	To Axle	K8651	1	
	Sway Bar Link				
	1990	Four Wheel Drive (4X4), 168" Wheelbase, 12.9" Length, (Link And Bushing Kit)		K80016	2

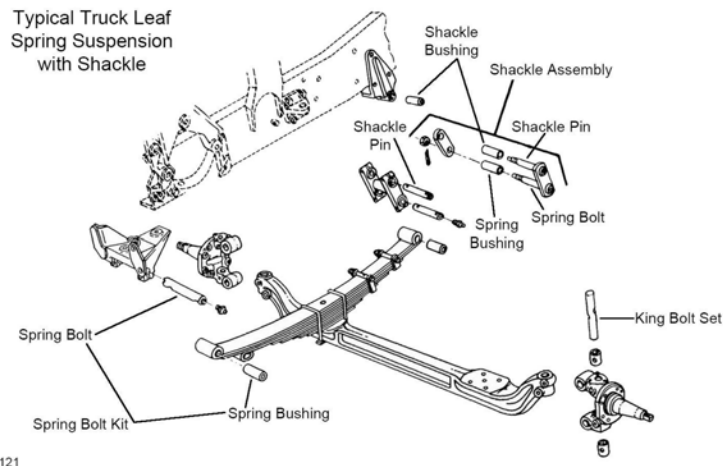
FORD TRUCK-300, 350 Series - 1 Ton (Cont.)

REAR SUSPENSION (Cont.)

Year	Model/Application	Part	P/C Qty	Figure
F350				
Sway Bar Link				
1990-1988	Four Wheel Drive (4X4), 155" Wheelbase, 12.9" Length, (Link And Bushing Kit)	K80016	2	
	Two Wheel Drive (4x2), 155" Wheelbase, E6 Axle, 12.63" Length, (Link And Bushing Kit)	K80036	2	
	Two Wheel Drive (4x2), 155" Wheelbase, Except E6 Axle, 13.8" Length, (Link And Bushing Kit)	K80017	2	
1990-1985	Four Wheel Drive (4X4), 133" Wheelbase, 12.9" Length, (Link And Bushing Kit)	K80016	2	
	Four Wheel Drive (4X4), 136.8" Wheelbase, (Link And Bushing Kit)	K80035	2	
	Four Wheel Drive (4X4), 160.8" Wheelbase, (Link And Bushing Kit)	K80035	2	
	Two Wheel Drive (4x2), 133" Wheelbase, E6 Axle, 12.63" Length, (Link And Bushing Kit)	K80036	2	
1990-1984	Two Wheel Drive (4x2), 133" Wheelbase, Except E6 Axle, 13.8" Length, (Link And Bushing Kit)	K80017	2	
	Two Wheel Drive (4x2), 136.8" Wheelbase, 12.9" Length, (Link And Bushing Kit, Improves Upon OE Design)	K80015 ‡	2	
	Two Wheel Drive (4x2), 160.8" Wheelbase, 12.9" Length, (Link And Bushing Kit, Improves Upon OE Design)	K80015 ‡	2	
1984-1980	Four Wheel Drive (4X4), 12.9" Length, (Link And Bushing Kit)	K80016	2	
1983-1980	Two Wheel Drive (4x2), 133" Wheelbase, 13.8" Length, (Link And Bushing Kit)	K80017	2	
	Two Wheel Drive (4x2), 161" Wheelbase, 12.9" Length, (Link And Bushing Kit, Improves Upon OE Design)	K80015 ‡	2	
Sway Bar Repair Kit				
1990-1982	(Link Not Included, Contains Thermoplastic Bushing For Both Ends Of Link)	K8657	1	
1990-1980	(Contains Thermoplastic Bushing For Threaded Rod End)	K8434 ‡	2	
1981-1973	(Bushing Kit, Link Not Included, Contains Thermoplastic Bushing For Both Ends Of Link)	K8657	1	
Super Wagon E350				
Leaf Spring Bushing				
1983-1978	1.51" Outside Diameter	Front	K201109	2 R309
Leaf Spring Shackle Bracket				
1983-1978	(New Part - Pending Availability)	Rear	K150414	2 R309
Leaf Spring Shackle Bushing				
1983-1978	.625" X 1.375" X 3.5" .625" X 1.375" X 3.5"	Upper Rear	SB336	2 R309
			SB341	2 R309
		Lower Rear	SB341	2 R309

FORD TRUCK-450, 500, 550 Series

FRONT SUSPENSION



F121

F121

Year	Model/Application	Part	P/C Qty	Figure
B5				
Leaf Spring Bushing				
1952-1948	School Bus	Fixed End	K201106	2
Leaf Spring Shackle Bushing				
1952-1948	School Bus	Upper	K201106	2
		Lower	K201056	2

(Cont.) 450, 500, 550 Series-FORD TRUCK

FRONT SUSPENSION (Cont.)				
Year	Model/Application	Part	P/C Qty	Figure
B500				
King Bolt Set				
1977-1961	5,000 lb. Axle, 1.231" Pin Diameter, 7.860" Length, (Contains Metal Bushing, Two Keyway, Two Straight Oil Groove)	8488B	1	
1963-1957	4,000 lb. Axle, 1.129" Pin Diameter, 7.670" Length, (Metal Bushing, Ball Bearing Type Thrust Bearing, Two Keyway, Two Straight Oil Groove)	8459B	1	
Leaf Spring Bolt				
1962-1961		Front Rear	K150304 K150304	2 2
Leaf Spring Bolt Kit				
1960-1953		Upper Front Lower Front Rear	K150363 K150364 K150364	2 4 4
Leaf Spring Bushing				
1966-1963		Rear	K201110	2 F121
1962-1961		Front	K201110	2 F121
Leaf Spring Shackle				
1960-1953		Front	K150365	2
Leaf Spring Shackle Bushing				
1962-1961		Upper	K201110	2 F121
1960-1953		Upper Lower	K201106 K201056	2 2 F121
C500				
King Bolt Set				
1971-1970	6,000 lb. Axle, 1.231" Pin Diameter, 8.910" Length, (Contains Nylon Bushing, Two Keyway, Two Straight Oil Groove)	8500N	1	
	6,000 lb. Axle, 1.241" X 8.910", (Contains Metal Bushing, Oversize, Two Keyway, Two Straight Oil Groove)	8500B010	1	
Leaf Spring Bushing				
1956-1953		Front	K200957	2
Leaf Spring Shackle				
1971-1970		Rear	K201116	2
Leaf Spring Shackle Bushing				
1956-1953		Upper Lower	K200957 K201003	2 2
C550				
King Bolt Set				
1969-1964	6,000 lb. Axle, From Serial Number C70001-G90001, 1.234" Pin Diameter, 7.440" Length, (Contains Metal Bushing)	8507B	1	
	6,000 lb. Axle, From Serial Number C70001-G90001, 1.234" Pin Diameter, 7.440" Length, (Contains Nylon Bushing)	8507N	1	
1969-1961	6,000 lb. Axle, Thru Serial Number C70000, 1.234" Pin Diameter, 7.500" Length, (Contains Metal Bushing, One Keyway)	8357B	1	
	6,000 lb. Axle, Thru Serial Number C70000, 1.234" Pin Diameter, 7.500" Length, (Contains Nylon Bushing, One Keyway)	8357N	1	
Leaf Spring Shackle				
1969-1966		Rear	K201116	2
F-Super Duty				
King Bolt Set				
1990-1988	5,000 lb. Axle, 1.2998" X 7.272", (Contains Composite Bushing)	8629C	1	
	5,000 lb. Axle, 1.2998" X 7.272", (Contains Metal Bushing)	8629B	1	
Sway Bar Bushing				
1990	1" Sway Bar Diameter	To Frame	K8653	1
Sway Bar Link				
1990-1988	(Link And Bushing Kit)		K8663	2
Sway Bar Repair Kit				
1990	(Contains Thermoplastic Bushing For Threaded Rod End) (Link Not Included, Contains Thermoplastic Bushing For Both Ends Of Link)	K8434 ‡ K8657	2 1	
1988	(Contains Thermoplastic Bushing For Threaded Rod End)	K8434 ‡	2	
Track Bar Bushing				
1990-1988	(2 Piece Design, Design Allows Ease Of Installation)		K80034 ‡	1

FORD TRUCK-450, 500, 550 Series (Cont.)

FRONT SUSPENSION (Cont.)

Year	Model/Application	Part	P/C Qty	Figure
F5				
Leaf Spring Bushing				
1952-1948	Conventional Cab	Fixed End	K201106	2
Leaf Spring Shackle Bushing				
1952-1948	Conventional Cab	Upper	K201106	2
	Conventional Cab	Lower	K201056	2
F53				
King Bolt Set				
1990-1989	5,000 lb. Axle, 1.2998" X 7.272", (Contains Composite Bushing)		8629C	1
	5,000 lb. Axle, 1.2998" X 7.272", (Contains Metal Bushing)		8629B	1
Sway Bar Link				
1990-1989	(Link And Bushing Kit)		K8663	2
Sway Bar Repair Kit				
1990-1989	(Contains Thermoplastic Bushing For Threaded Rod End)		K8434 ‡	2
	(Link Not Included, Contains Thermoplastic Bushing For Both Ends Of Link)		K8657	1
F500				
King Bolt Set				
1977-1961	5,000 lb. Axle, 1.231" Pin Diameter, 7.860" Length, (Contains Metal Bushing, Two Keyway, Two Straight Oil Groove)		8488B	1
1963-1957	4,000 lb. Axle, 1.129" Pin Diameter, 7.670" Length, (Metal Bushing, Ball Bearing Type Thrust Bearing, Two Keyway, Two Straight Oil Groove)		8459B	1
Leaf Spring Bolt				
1962-1961		Front	K150304	2
		Rear	K150304	2
Leaf Spring Bolt Kit				
1960-1953		Upper Front	K150363	2
		Lower Front	K150364	4
		Rear	K150364	4
Leaf Spring Bushing				
1966-1961		Rear	K201110	2
1960-1953		Rear	K201106	2
Leaf Spring Shackle				
1960-1953		Front	K150365	2
Leaf Spring Shackle Bushing				
1962-1961		Lower	K201110	2
1960-1953		Upper	K201106	2
LN500				
King Bolt Set				
1971-1970	5,000 lb. Axle, 1.231" Pin Diameter, 7.860" Length, (Contains Metal Bushing, Two Keyway, Two Straight Oil Groove)		8488B	1
Leaf Spring Bolt				
1971-1970		Front	K150304	2
Leaf Spring Bushing				
1971-1970		Front	K201110	2
M400				
King Bolt Set				
1976-1973	1.231" Pin Diameter, 7.860" Length, (Contains Metal Bushing, Two Keyway, Two Straight Oil Groove)		8488B	1
M450				
Leaf Spring Bushing				
1976-1973		Rear	K201106	2
M500				
Leaf Spring Bolt Kit				
1976-1973		Front	K150364	4
Leaf Spring Bushing				
1976-1973		Rear	K201106	2
Leaf Spring Shackle Bushing				
1976-1973		Lower	K201003	2

(Cont.) 450, 500, 550 Series-FORD TRUCK

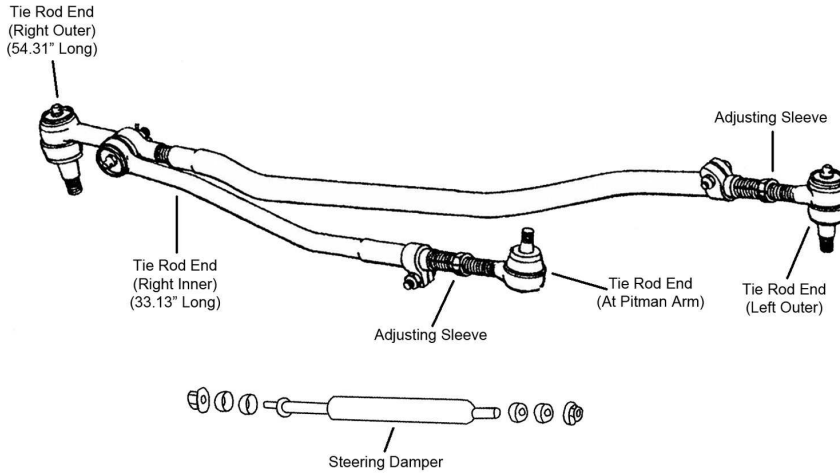
FRONT SUSPENSION (Cont.)				
Year	Model/Application	Part	P/C Qty	Figure
N500				
King Bolt Set				
1969-1963	5,000 lb. Axle, 1.231" Pin Diameter, 7.860" Length, (Contains Metal Bushing, Two Keyway, Two Straight Oil Groove)	8488B	1	
Leaf Spring Bolt				
1969-1963		Front K150304	2	
Leaf Spring Bushing				
1969-1963		Front K201110	2	F121
P400				
King Bolt Set				
1976-1957	3,800 lb. Axle, .922" X 6.990", (Contains Metal Bushing, Two Keyway, Two Straight Oil Groove)	8458B	1	
	3,800 lb. Axle, .932" X 6.990", (Contains Metal Bushing, Oversize, Two Keyway, Two Straight Oil Groove)	8458B010	1	
Leaf Spring Bolt Kit				
1976-1957	137" Wheelbase	Upper Rear K150363	2	
	137" Wheelbase	Lower Rear K150364	4	
	137" Wheelbase	Front K150364	4	
Leaf Spring Shackle				
1976-1957		Rear K150365	2	
Leaf Spring Shackle Bushing				
1976-1957	137" Wheelbase	Upper K201106	2	
	137" Wheelbase	Lower K201056	2	
P450				
King Bolt Set				
1976-1975	3,800 lb. Axle, .922" X 6.990", (Contains Metal Bushing, Two Keyway, Two Straight Oil Groove)	8458B	1	
	.932" X 6.990", (Contains Metal Bushing, Oversize, Two Keyway, Two Straight Oil Groove)	8458B010	1	
P500				
King Bolt Set				
1977-1975	4700 Lb Axle, 1.231" X 7.860", (Contains Metal Bushing, One Keyway)	8609B	1	
1977-1963	4,700 lb. Axle, 1.231" Pin Diameter, 7.860" Length, (Contains Metal Bushing, Two Keyway, Two Straight Oil Groove)	8488B	1	
1962-1957	4,700 lb. Axle, 1.129" Pin Diameter, 7.670" Length, (Metal Bushing, Ball Bearing Type Thrust Bearing, Two Keyway, Two Straight Oil Groove)	8459B	1	
Leaf Spring Bolt				
1956-1953		Upper Rear K150306	2	
		Front K150306	2	
Leaf Spring Bolt Kit				
1977-1957	137" Wheelbase	Upper Rear K150363	2	
	137" Wheelbase	Lower Rear K150364	4	
	137" Wheelbase	Front K150364	4	
	154" Wheelbase	Front K150364	4	
Leaf Spring Bushing				
1977-1957	137" Wheelbase	Front K201106	2	
	154" Wheelbase	Front K201106	2	
1956-1953		Front K200957	2	
Leaf Spring Shackle				
1977-1957	137" Wheelbase	Rear K150365	2	
Leaf Spring Shackle Bushing				
1977-1957	137" Wheelbase	Upper K201106	2	
	137" Wheelbase	Lower K201056	2	
1956-1953		Upper K200957	2	
		Lower K201003	2	
P550				
King Bolt Set				
1976-1975	4,700 lb. Axle, 1.231" Pin Diameter, 7.860" Length, (Contains Metal Bushing, Two Keyway, Two Straight Oil Groove)	8488B	1	
P4000				
King Bolt Set				
1976-1973	3,800 lb. Axle, .922" X 6.990", (Contains Metal Bushing, Two Keyway, Two Straight Oil Groove)	8458B	1	
	3,800 lb. Axle, .932" X 6.990", (Contains Metal Bushing, Oversize, Two Keyway, Two Straight Oil Groove)	8458B010	1	
1971-1963	3,800 lb. Axle, .922" X 6.990", (Contains Metal Bushing, Two Keyway, Two Straight Oil Groove)	8458B	1	

FORD TRUCK-450, 500, 550 Series (Cont.)

FRONT SUSPENSION (Cont.)

Year	Model/Application	Part	P/C Qty	Figure
P4000				
King Bolt Set				
1971-1963 (Cont.)	3,800 lb. Axle, .932" X 6.990", (Contains Metal Bushing, Oversize, Two Keyway, Two Straight Oil Groove)	8458B010	1	
P5000				
King Bolt Set				
1973-1963	4,700 lb. Axle, 1.231" Pin Diameter, 7.860" Length, (Contains Metal Bushing, Two Keyway, Two Straight Oil Groove)	8488B	1	

STEERING



S302

Year	Model/Application	Part	P/C Qty	Figure	
B500					
Drag Link Assembly					
1977-1967	5,000 lb. Axle, 16.64" Center To Center, (Greaseable Socket Reduces Corrosion/Wear)	DS800 ‡	1		
1966-1961	5,000 lb. Axle, Manual Steering, 15.32" Center To Center	DS659	1		
Tie Rod End					
1977-1967	5,000 lb. Axle, 1.000" - 16 Threads, 4.45" Length, (Greaseable Socket Reduces Corrosion/Wear)	Left	ES373L ‡	1	
		Right	ES373R ‡	1	
1966-1953	5,000 lb. Axle, Manual Steering, .750" - 16 Threads, 3.50" Length, (Left Hand Threads, Includes Sunoloy-Coated Metal Bearing To Combine Durability With Smooth Stud Swing)	Left	ES150L ‡	1	
		Right	ES150R ‡	1	
C500					
Tie Rod End					
1971-1970	6,000 lb. Axle, From Serial Number C70001, 1.000" - 16 Threads, 3.88" Length	Left	ES304L	1	
		Right	ES304R	1	
		6,000 lb. Axle, From Serial Number G90,001, 1.000" - 16 Threads, 4.45" Length, (Greaseable Socket Reduces Corrosion/Wear)	Left	ES373L ‡	1
			Right	ES373R ‡	1
		6,000 lb. Axle, Thru Serial Number C70000, 3.750" Length, .875" - 18 Threads, (Greaseable Socket Reduces Corrosion/Wear)	Left	ES194L ‡	1
			Right	ES194R ‡	1
1956-1953	.750" - 16 Threads, 3.50" Length, (Left Hand Threads, Includes Sunoloy-Coated Metal Bearing To Combine Durability With Smooth Stud Swing)	Left	ES150L ‡	1	
		Right	ES150R ‡	1	
C550					
Tie Rod End					
1969-1964	6,000 lb. Axle, From Serial Number C70001-G90001, 1.000" - 16 Threads, 3.88" Length	Left	ES304L	1	
		Right	ES304R	1	
		6,000 lb. Axle, From Serial Number G90,001, 1.000" - 16 Threads, 4.45" Length, (Greaseable Socket Reduces Corrosion/Wear)	Left	ES373L ‡	1
			Right	ES373R ‡	1

(Cont.) 450, 500, 550 Series-FORD TRUCK

STEERING (Cont.)					
Year	Model/Application	Part	P/C Qty	Figure	
C550					
Tie Rod End					
1969-1961	6,000 lb. Axle, Thru Serial Number C70000, 3.750" Length, .875" - 18 Threads, (Greaseable Socket Reduces Corrosion/Wear)	Left	ES194L ‡	1	
	6,000 lb. Axle, Thru Serial Number C70000, 3.750" Length, .875" - 18 Threads, (Greaseable Socket Reduces Corrosion/Wear)	Right	ES194R ‡	1	
1968-1961	6,000 lb. Axle, Thru Serial Number C70000, .875" - 18 Threads, 4.44" Length	Left	ES2083L	1	
	6,000 lb. Axle, Thru Serial Number C70000, .875" - 18 Threads, 4.44" Length	Right	ES2082R	1	
F-Super Duty					
Steering Damper Bellows					
1990	(Super Trail Boss)	Front	SSD90	1	
	(Trail Boss)	Front	SSD68	1	
Steering Damper Cylinder					
1990	(Super Trail Boss)	Front	SSD83	1	S302
1990-1988	Original Equipment Steering Damper Kit, Cast Iron Bracket And Cylinder Have Threaded Studs On Both Ends, (Trail Boss)	Front	SSD17	1	S302
Steering Damper Kit					
1990	(Super Trail Boss)	Front	SSD120	1	S302
	(Trail Boss)	Front	SSD16	1	
Tie Rod Adjusting Sleeve					
1990-1988			ES2841S	2	S302
Tie Rod End					
1990-1988	5,000 lb. Axle, (Powdered Metal Gusher Brg. For Better Lubrication)	Left Outer	ES2925L ‡	1	S302
	5,000 lb. Axle	Right Outer	DS1163	1	S302
	5,000 lb. Axle	Right Inner	DS1158	1	S302
	5,000 lb. Axle, (Powdered Metal Gusher Brg. For Better Lubrication)	At Pitman Arm, Left Inner	ES2925L ‡	1	S302
F4					
Tie Rod End					
1952-1948	.750" - 16 Threads, 3.50" Length, (Left Hand Threads, Includes Sunoloy-Coated Metal Bearing To Combine Durability With Smooth Stud Swing)	Left	ES150L ‡	1	
	.750" - 16 Threads, 3.50" Length, (Right Hand Threads, Includes Sunoloy-Coated Metal Bearing To Combine Durability With Smooth Stud Swing)	Right	ES150R ‡	1	
F5					
Tie Rod End					
1952-1948	.750" - 16 Threads, 3.50" Length, (Left Hand Threads, Includes Sunoloy-Coated Metal Bearing To Combine Durability With Smooth Stud Swing)	Left	ES150L ‡	1	
	.750" - 16 Threads, 3.50" Length, (Right Hand Threads, Includes Sunoloy-Coated Metal Bearing To Combine Durability With Smooth Stud Swing)	Right	ES150R ‡	1	
F53					
Drag Link Assembly					
1990-1989	28.40" Length	At Pitman Arm	DS1260	1	S302
Tie Rod Adjusting Sleeve					
1990-1989	5,000 lb. Axle		ES2841S	1	S302
Tie Rod End					
1990-1989	5,000 lb. Axle, 54.31" Length, 1.250" - 16 Threads	Right Outer	DS1163	1	S302
	5,000 lb. Axle, 6.94" Length, 1.000" - 16 Threads, (Powdered Metal Gusher Brg. For Better Lubrication)	Left Outer	ES2925L ‡	1	S302
F500					
Drag Link Assembly					
1977-1967	5,000 lb. Axle, 16.64" Center To Center, (Greaseable Socket Reduces Corrosion/Wear)		DS800 ‡	1	
1966-1961	5,000 lb. Axle, Manual Steering, 15.32" Center To Center		DS659	1	
Tie Rod End					
1977-1967	5,000 lb. Axle, 1.000" - 16 Threads, 4.45" Length, (Greaseable Socket Reduces Corrosion/Wear)	Left	ES373L ‡	1	
	5,000 lb. Axle, 1.000" - 16 Threads, 4.45" Length, (Greaseable Socket Reduces Corrosion/Wear)	Right	ES373R ‡	1	
1966-1953	5,000 lb. Axle, Manual Steering, .750" - 16 Threads, 3.50" Length, (Left Hand Threads, Includes Sunoloy-Coated Metal Bearing To Combine Durability With Smooth Stud Swing)	Left	ES150L ‡	1	
	5,000 lb. Axle, Manual Steering, .750" - 16 Threads, 3.50" Length, (Right Hand Threads, Includes Sunoloy-Coated Metal Bearing To Combine Durability With Smooth Stud Swing)	Right	ES150R ‡	1	
LN500					
Drag Link Assembly					
1971	5,000 lb. Axle, 16.64" Center To Center, (Greaseable Socket Reduces Corrosion/Wear)		DS800 ‡	1	

FORD TRUCK-450, 500, 550 Series (Cont.)

STEERING (Cont.)

Year	Model/Application	Part	P/C Qty	Figure
LN500				
Tie Rod End				
1971-1970	5,000 lb. Axle, 1.000" - 16 Threads, 4.45" Length, (Greaseable Socket Reduces Corrosion/Wear) 5,000 lb. Axle, 1.000" - 16 Threads, 4.45" Length, (Greaseable Socket Reduces Corrosion/Wear)	Left	ES373L ‡	1
		Right	ES373R ‡	1
M400				
Tie Rod End				
1976-1973	1.000" - 16 Threads, 4.45" Length, (Greaseable Socket Reduces Corrosion/Wear) 1.000" - 16 Threads, 4.45" Length, (Greaseable Socket Reduces Corrosion/Wear)	Left	ES373L ‡	1
		Right	ES373R ‡	1
1973	5.86" Length, 1.000" - 16 Threads, (Greaseable Socket Reduces Corrosion/Wear) 5.86" Length, 1.000" - 16 Threads, (Greaseable Socket Reduces Corrosion/Wear)	Left Outer	ES2035L ‡	1
		Right Outer	ES2036R ‡	1
N500				
Tie Rod End				
1969-1967	5,000 lb. Axle, 1.000" - 16 Threads, 4.45" Length, (Greaseable Socket Reduces Corrosion/Wear) 5,000 lb. Axle, 1.000" - 16 Threads, 4.45" Length, (Greaseable Socket Reduces Corrosion/Wear)	Left	ES373L ‡	1
		Right	ES373R ‡	1
1966-1963	5,000 lb. Axle, .750" - 16 Threads, 3.50" Length, (Left Hand Threads, Includes Sunoloy-Coated Metal Bearing To Combine Durability With Smooth Stud Swing) 5,000 lb. Axle, .750" - 16 Threads, 3.50" Length, (Right Hand Threads, Includes Sunoloy-Coated Metal Bearing To Combine Durability With Smooth Stud Swing)	Left	ES150L ‡	1
		Right	ES150R ‡	1
P400				
Drag Link Assembly				
1976-1957	3,800 lb. Axle, Manual Steering, 22.47" Center To Center, (Greaseable Socket Reduces Corrosion/Wear)		DS685 ‡	1
Tie Rod End				
1976-1957	3,800 lb. Axle, .750" - 16 Threads, 3.50" Length, (Left Hand Threads, Includes Sunoloy-Coated Metal Bearing To Combine Durability With Smooth Stud Swing) 3,800 lb. Axle, .750" - 16 Threads, 3.50" Length, (Right Hand Threads, Includes Sunoloy-Coated Metal Bearing To Combine Durability With Smooth Stud Swing)	Left	ES150L ‡	1
		Right	ES150R ‡	1
P450				
Drag Link Assembly				
1976-1975	3,800 lb. Axle, Manual Steering, 22.47" Center To Center, (Greaseable Socket Reduces Corrosion/Wear)		DS685 ‡	1
Tie Rod End				
1976-1975	3,800 lb. Axle, .750" - 16 Threads, 3.50" Length, (Left Hand Threads, Includes Sunoloy-Coated Metal Bearing To Combine Durability With Smooth Stud Swing) 3,800 lb. Axle, .750" - 16 Threads, 3.50" Length, (Right Hand Threads, Includes Sunoloy-Coated Metal Bearing To Combine Durability With Smooth Stud Swing)	Left	ES150L ‡	1
		Right	ES150R ‡	1
P500				
Drag Link Assembly				
1977-1957	4,700 lb. Axle, 22.47" Center To Center, (Greaseable Socket Reduces Corrosion/Wear)		DS685 ‡	1
Tie Rod End				
1977-1957	4,700 lb. Axle, Manual Steering, .750" - 16 Threads, 3.50" Length, (Left Hand Threads, Includes Sunoloy-Coated Metal Bearing To Combine Durability With Smooth Stud Swing) 4,700 lb. Axle, Manual Steering, .750" - 16 Threads, 3.50" Length, (Right Hand Threads, Includes Sunoloy-Coated Metal Bearing To Combine Durability With Smooth Stud Swing)	Left	ES150L ‡	1
		Right	ES150R ‡	1
1974-1961	5,500 lb. Axle, Power Steering, .750" - 16 Threads, 3.50" Length, (Left Hand Threads, Includes Sunoloy-Coated Metal Bearing To Combine Durability With Smooth Stud Swing) 5,500 lb. Axle, Power Steering, .750" - 16 Threads, 3.50" Length, (Right Hand Threads, Includes Sunoloy-Coated Metal Bearing To Combine Durability With Smooth Stud Swing)	Left	ES150L ‡	1
		Right	ES150R ‡	1
1958	4,700 lb. Axle, Power Steering, .750" - 16 Threads, 3.50" Length, (Left Hand Threads, Includes Sunoloy-Coated Metal Bearing To Combine Durability With Smooth Stud Swing) 4,700 lb. Axle, Power Steering, .750" - 16 Threads, 3.50" Length, (Right Hand Threads, Includes Sunoloy-Coated Metal Bearing To Combine Durability With Smooth Stud Swing)	Left	ES150L ‡	1
		Right	ES150R ‡	1
1956-1953	.750" - 16 Threads, 3.50" Length, (Left Hand Threads, Includes Sunoloy-Coated Metal Bearing To Combine Durability With Smooth Stud Swing) .750" - 16 Threads, 3.50" Length, (Right Hand Threads, Includes Sunoloy-Coated Metal Bearing To Combine Durability With Smooth Stud Swing)	Left	ES150L ‡	1
		Right	ES150R ‡	1
P550				
Drag Link Assembly				
1976-1975	4,700 lb. Axle, 22.47" Center To Center, (Greaseable Socket Reduces Corrosion/Wear)		DS685 ‡	1
Tie Rod End				
1976-1975	4,700 lb. Axle, Manual Steering, .750" - 16 Threads, 3.50" Length, (Left Hand Threads, Includes Sunoloy-Coated Metal Bearing To Combine Durability With Smooth Stud Swing) 4,700 lb. Axle, Manual Steering, .750" - 16 Threads, 3.50" Length, (Right Hand Threads, Includes Sunoloy-Coated Metal Bearing To Combine Durability With Smooth Stud Swing)	Left	ES150L ‡	1
		Right	ES150R ‡	1

(Cont.) 450, 500, 550 Series-FORD TRUCK

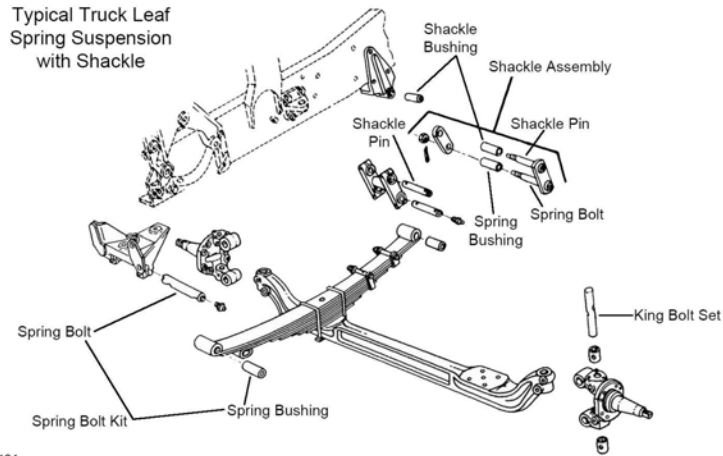
STEERING (Cont.)					
Year	Model/Application	Part	P/C Qty	Figure	
P4000					
Drag Link Assembly					
1976-1973	3,800 lb. Axle, Manual Steering, 22.47" Center To Center, (Greaseable Socket Reduces Corrosion/Wear)	DS685 ‡	1		
1971-1963	3,800 lb. Axle, Manual Steering, 22.47" Center To Center, (Greaseable Socket Reduces Corrosion/Wear)	DS685 ‡	1		
Tie Rod End					
1976-1973	3,800 lb. Axle, .750" - 16 Threads, 3.50" Length, (Left Hand Threads, Includes Sunoloy-Coated Metal Bearing To Combine Durability With Smooth Stud Swing)	Left	ES150L ‡	1	
		Right	ES150R ‡	1	
1971-1963	3,800 lb. Axle, .750" - 16 Threads, 3.50" Length, (Left Hand Threads, Includes Sunoloy-Coated Metal Bearing To Combine Durability With Smooth Stud Swing)	Left	ES150L ‡	1	
		Right	ES150R ‡	1	
P5000					
Drag Link Assembly					
1973-1963	4,700 lb. Axle, 22.47" Center To Center, (Greaseable Socket Reduces Corrosion/Wear)	DS685 ‡	1		
Tie Rod End					
1973-1963	4,700 lb. Axle, Manual Steering, .750" - 16 Threads, 3.50" Length, (Left Hand Threads, Includes Sunoloy-Coated Metal Bearing To Combine Durability With Smooth Stud Swing)	Left	ES150L ‡	1	
		Right	ES150R ‡	1	
		Left	ES150L ‡	1	
		Right	ES150R ‡	1	
REAR SUSPENSION					
Year	Model/Application	Part	P/C Qty	Figure	
B500					
Leaf Spring Bolt					
1977-1973		Front	K150344	2	
1972-1962		Front	K150359	2	
1960-1957		Front	K150343	2	
		Rear	K150343	4	
Leaf Spring Bushing					
1960-1957		Front	K201104	2	
C500					
Leaf Spring Bolt					
1971-1970		Front	K150343	2	
		Rear	K150343	4	
Leaf Spring Bushing					
1971-1970		Front	K201104	2	
Leaf Spring Shackle Bushing					
1971-1970		Lower	K201104	2	
C550					
Leaf Spring Bolt					
1969-1963		Front	K150343	2	
Leaf Spring Bushing					
1969-1963		Front	K201104	2	
Leaf Spring Shackle Bushing					
1969-1963		Lower	K201104	2	
F-Super Duty					
Sway Bar Bushing					
1990-1988	1-1/16" Sway Bar Diameter	To Axle	K8654	1	
	1-1/8" Sway Bar Diameter, (Improved Design Bushing With Premium Rubber Material And Synthetic Fabric Lining Lasts Longer And Eliminates Noise)	To Axle	K201624 ‡	1	
		To Axle	K8655	1	
	1-1/8" Sway Bar Diameter, (Standard Design)	To Axle	K201625 ‡	1	
	1-3/16" Sway Bar Diameter, (Improved Design Bushing With Premium Rubber Material And Synthetic Fabric Lining Lasts Longer And Eliminates Noise)	To Axle	K8656	1	
		To Axle	K8652	1	
	1-3/16" Sway Bar Diameter, (Standard Design)	To Axle	K8651	1	
	15/16" Sway Bar Diameter	To Axle			
7/8" Sway Bar Diameter	To Axle				

FORD TRUCK-450, 500, 550 Series (Cont.)

REAR SUSPENSION (Cont.)

Year	Model/Application	Part	P/C Qty	Figure
F-Super Duty				
Sway Bar Link				
1990-1988	12.9" Length, (Link And Bushing Kit, Improves Upon OE Design)	K80015 ‡	2	
Sway Bar Repair Kit				
1990	(Contains Thermoplastic Bushing For Threaded Rod End) (Link Not Included, Contains Thermoplastic Bushing For Both Ends Of Link)	K8434 ‡ K8657	2 1	
1988	(Contains Thermoplastic Bushing For Threaded Rod End)	K8434 ‡	2	
F53				
Sway Bar Repair Kit				
1990-1989	(Contains Thermoplastic Bushing For Threaded Rod End) (Link Not Included, Contains Thermoplastic Bushing For Both Ends Of Link)	K8434 ‡ K8657	2 1	
F500				
Leaf Spring Bolt				
1977-1973		Front K150344	2	
1972-1962		Front K150359	2	
1960-1957		Front K150343 Rear K150343	2 4	
Leaf Spring Bushing				
1960-1957		Front K201104	2	
LN500				
Leaf Spring Bolt				
1971-1970		Front K150359	2	
M450				
Leaf Spring Bolt				
1976-1973		Front K150343 Rear K150343	2 4	
Leaf Spring Bushing				
1976-1973		Front K201104	2	
Leaf Spring Shackle Bushing				
1976-1973	Motor Home Chassis	Lower K201104	2	
M500				
Leaf Spring Bolt				
1976-1973		Front K150343 Rear K150343	2 4	
Leaf Spring Bushing				
1976-1973		Front K201104	2	
Leaf Spring Shackle Bushing				
1976-1973		Lower K201104	2	
N500				
Leaf Spring Bolt				
1969-1963		Front K150359	2	
P400				
Leaf Spring Bushing				
1976-1957		Front K200957	2	
Leaf Spring Shackle Bushing				
1976-1957		Upper K200957 Lower K201003	2 2	
P500				
Leaf Spring Bolt				
1977-1957		Front K150343 Rear K150343	2 4	
Leaf Spring Bushing				
1977-1957		Front K201104	2	
Leaf Spring Shackle Bushing				
1977-1957		Lower K201104	2	

FRONT SUSPENSION



F121

Year	Model/Application	Part	P/C Qty	Figure
B6				
Leaf Spring Bushing				
1952-1948		Rear	K201106	2
Leaf Spring Shackle Bushing				
1952-1948		Upper	K201106	2
B600				
King Bolt Set				
1990-1989	6,000 lb. Axle, 7,000 lb. Axle, 1.300" X 7.757", (Contains Metal Bushing, Two Keyways) 8,000 lb. Axle, 9,000 lb. Axle, Screw-in End Cap, Air Brakes, 1.435" X 8.240", (Contains Metal Bushing, Two Keyways)	8639B 8653B	1 1	
1990-1980	9,000 lb. Axle, 1.433" X 8.250", (Contains Metal Bushing, Two Keyways)	8568B	1	
1990-1976	8,000 lb. Axle, Air Brakes, 1.433" X 8.250", (Contains Metal Bushing, Two Keyways)	8568B	1	
1988-1980	6,000 lb. Axle, Hydraulic Brakes, 1.231" X 8.910", (Contains Metal Bushing, Two Keyway, Two Straight Oil Groove)	8500B	1	
1988-1975	6,000 lb. Axle, Hydraulic Brakes, 1.231" Pin Diameter, 8.910" Length, (Contains Nylon Bushing, Two Keyway, Two Straight Oil Groove) 6,000 lb. Axle, Hydraulic Brakes, 1.241" X 8.910", (Contains Metal Bushing, Oversize, Two Keyway, Two Straight Oil Groove)	8500N 8500B010	1 1	
1986-1980	6,000 lb. Axle, 1.231" X 8.910", (Contains Metal Bushing, Two Keyway, Two Straight Oil Groove)	8500B	1	
1986-1967	6,000 lb. Axle, 1.231" Pin Diameter, 8.910" Length, (Contains Nylon Bushing, Two Keyway, Two Straight Oil Groove) 6,000 lb. Axle, 1.241" X 8.910", (Contains Metal Bushing, Oversize, Two Keyway, Two Straight Oil Groove)	8500N 8500B010	1 1	
1985-1961	5,000 lb. Axle, 5,500 lb. Axle, 1.231" Pin Diameter, 7.860" Length, (Contains Metal Bushing, Two Keyway, Two Straight Oil Groove)	8488B	1	
1975	7,000 lb. Axle, Air Brakes, From Serial Number W40,001, 1.433" X 8.250", (Contains Metal Bushing, Two Keyways) 7,000 lb. Axle, Air Brakes, Thru Serial Number W40,000, 1.231" Pin Diameter, 8.910" Length, (Contains Nylon Bushing, Two Keyway, Two Straight Oil Groove) 7,000 lb. Axle, Air Brakes, Thru Serial Number W40,000, 1.241" X 8.910", (Contains Metal Bushing, Oversize, Two Keyway, Two Straight Oil Groove)	8568B 8500N 8500B010	1 1 1	
1967	7,000 lb. Axle, Air Brakes, 1.231" Pin Diameter, 8.910" Length, (Contains Nylon Bushing, Two Keyway, Two Straight Oil Groove) 7,000 lb. Axle, Air Brakes, 1.241" X 8.910", (Contains Metal Bushing, Oversize, Two Keyway, Two Straight Oil Groove) 7,000 lb. Axle, Hydraulic Brakes, 1.231" Pin Diameter, 8.910" Length, (Contains Nylon Bushing, Two Keyway, Two Straight Oil Groove) 7,000 lb. Axle, Hydraulic Brakes, 1.241" X 8.910", (Contains Metal Bushing, Oversize, Two Keyway, Two Straight Oil Groove)	8500N 8500B010 8500N 8500B010	1 1 1 1	
1966-1961	7,000 lb. Axle, 1.234" Pin Diameter, 7.440" Length, (Contains Metal Bushing) 7,000 lb. Axle, 1.234" Pin Diameter, 7.440" Length, (Contains Nylon Bushing)	8507B 8507N	1 1	
1966-1959	6,000 lb. Axle, 1.234" Pin Diameter, 7.500" Length, (Contains Metal Bushing, One Keyway) 6,000 lb. Axle, 1.234" Pin Diameter, 7.500" Length, (Contains Nylon Bushing, One Keyway)	8357B 8357N	1 1	
1962-1957	Gasoline, 4,700 lb. Axle, 1.129" Pin Diameter, 7.670" Length, (Metal Bushing, Ball Bearing Type Thrust Bearing, Two Keyway, Two Straight Oil Groove)	8459B	1	
Leaf Spring Bolt				
1962-1961		Front Rear	K150304 K150304	2 2

FORD TRUCK-600, 6000 Series (Cont.)

FRONT SUSPENSION (Cont.)

Year	Model/Application	Part	P/C Qty	Figure
B600				
Leaf Spring Bolt Kit				
1960-1953		Upper Front Lower Front Rear	K150363 K150364 K150364	2 4 4
Leaf Spring Bushing				
1966-1963		Rear	K201110	2
1962-1961		Front	K201110	2
1960-1953		Rear	K201106	2
Leaf Spring Shackle				
1960-1953		Front	K150365	2
Leaf Spring Shackle Bushing				
1962-1961		Upper	K201110	2
1960-1953		Upper Lower	K201106 K201056	2 2
B6000				
King Bolt Set				
1990-1989	6,000 lb. Axle, 7,000 lb. Axle, 1.300" X 7.757", (Contains Metal Bushing, Two Keyways) 8,000 lb. Axle, 9,000 lb. Axle, Screw-in End Cap, Air Brakes, 1.435" X 8.240", (Contains Metal Bushing, Two Keyways)		8639B 8653B	1 1
1990-1980	9,000 lb. Axle, 1.433" X 8.250", (Contains Metal Bushing, Two Keyways) 8,000 lb. Axle, Air Brakes, 1.433" X 8.250", (Contains Metal Bushing, Two Keyways)		8568B 8568B	1 1
1988-1980	6,000 lb. Axle, Hydraulic Brakes, 1.231" Pin Diameter, 8.910" Length, (Contains Nylon Bushing, Two Keyway, Two Straight Oil Groove) 6,000 lb. Axle, Hydraulic Brakes, 1.241" X 8.910", (Contains Metal Bushing, Oversize, Two Keyway, Two Straight Oil Groove)		8500N 8500B010	1 1
1986-1980	6,000 lb. Axle, 1.231" Pin Diameter, 8.910" Length, (Contains Nylon Bushing, Two Keyway, Two Straight Oil Groove) 6,000 lb. Axle, 1.241" X 8.910", (Contains Metal Bushing, Oversize, Two Keyway, Two Straight Oil Groove)		8500N 8500B010	1 1
1985-1980	5,000 lb. Axle, 5,500 lb. Axle, 1.231" Pin Diameter, 7.860" Length, (Contains Metal Bushing, Two Keyway, Two Straight Oil Groove)		8488B	1
1971-1967	5,000 lb. Axle, 5,500 lb. Axle, 1.231" Pin Diameter, 7.860" Length, (Contains Metal Bushing, Two Keyway, Two Straight Oil Groove) 6,000 lb. Axle, 7,000 lb. Axle, 1.231" Pin Diameter, 8.910" Length, (Contains Nylon Bushing, Two Keyway, Two Straight Oil Groove) 6,000 lb. Axle, 7,000 lb. Axle, 1.241" X 8.910", (Contains Metal Bushing, Oversize, Two Keyway, Two Straight Oil Groove)		8488B 8500N 8500B010	1 1 1
C6				
Leaf Spring Bushing				
1952-1948		Rear	K201106	2
Leaf Spring Shackle Bushing				
1952-1948		Upper	K201106	2
C600				
King Bolt Set				
1986-1980	7,000 lb. Axle, 1.231" X 8.910", (Contains Metal Bushing, Two Keyway, Two Straight Oil Groove) 12,000 lb. Axle, 1.794" X 10.070", (Contains Metal Bushing, Two Keyways)		8500B 8572B	1 1
1986-1976	9,000 lb. Axle, Air Brakes, 1.607" X 9.080", (Contains Metal Bushing, Two Keyways)		8573B	1
1986-1975	16,000 lb. Axle, 18,000 lb. Axle, 1.999" Pin Diameter, 11.212" Length, (Contains Metal Bushing, Two Keyways) 7,000 lb. Axle, Air Brakes, 1.433" X 8.250", (Contains Metal Bushing, Two Keyways) 7,000 lb. Axle, Hydraulic Brakes, 1.241" X 8.910", (Contains Metal Bushing, Oversize, Two Keyway, Two Straight Oil Groove)		8571B 8568B 8500B010	1 1 1
1986-1967	7,000 lb. Axle, 1.231" Pin Diameter, 8.910" Length, (Contains Nylon Bushing, Two Keyway, Two Straight Oil Groove)		8500N	1
1983-1980	9,000 lb. Axle, 1.434" X 8.500", (Contains Metal Bushing, Two Keyways) 9000 Lb Axle, 1.444" X 8.500", (Contains Metal Bushing, Two Keyways)		8519B 8519B010	1 1
1983-1975	9,000 lb. Axle, Hydraulic Brakes, 1.434" Pin Diameter, 8.500" Length, (Contains Nylon Bushing, Two Keyways)		8519N	1
1979-1976	12,000 lb. Axle, Air Brakes, 1.794" X 10.070", (Contains Metal Bushing, Two Keyways)		8572B	1
1979-1973	12,000 lb. Axle, Hydraulic Brakes, 1.794" Pin Diameter, 9.120" Length, (Contains Metal Bushing, Two Keyways) 12,000 lb. Axle, Hydraulic Brakes, 1.794" Pin Diameter, 9.120" Length, (Contains Nylon Bushing, Two Keyways)		8489B 8489N	1 1
1979-1967	6,000 lb. Axle, 1.241" X 8.910", (Contains Metal Bushing, Oversize, Two Keyway, Two Straight Oil Groove)		8500B010	1

(Cont.) 600, 6000 Series-FORD TRUCK

FRONT SUSPENSION (Cont.)				
Year	Model/Application	Part	P/C Qty	Figure
C600				
King Bolt Set				
1978-1976	16,000 lb. Axle, Air Brakes, 1.999" Pin Diameter, 11.212" Length, (Contains Metal Bushing, Two Keyways)	8571B	1	
1978-1975	7,000 lb. Axle, Air Brakes, 1.231" Pin Diameter, 8.910" Length, (Contains Nylon Bushing, Two Keyway, Two Straight Oil Groove)	8500N	1	
	7,000 lb. Axle, Hydraulic Brakes, 1.231" Pin Diameter, 8.910" Length, (Contains Nylon Bushing, Two Keyway, Two Straight Oil Groove)	8500N	1	
1975	7,000 lb. Axle, Air Brakes, 1.241" X 8.910", (Contains Metal Bushing, Oversize, Two Keyway, Two Straight Oil Groove)	8500B010	1	
	9,000 lb. Axle, Air Brakes, From Serial Number W40,001, 1.607" X 9.080", (Contains Metal Bushing, Two Keyways)	8573B	1	
	12,000 lb. Axle, Air Brakes, From Serial Number W40,001, 1.794" X 10.070", (Contains Metal Bushing, Two Keyways)	8572B	1	
	16,000 lb. Axle, Air Brakes, From Serial Number W40,001, 1.999" Pin Diameter, 11.212" Length, (Contains Metal Bushing, Two Keyways)	8571B	1	
	9,000 lb. Axle, Air Brakes, Thru Serial Number W40,000, 1.434" Pin Diameter, 8.500" Length, (Contains Nylon Bushing, Two Keyways)	8519N	1	
	12,000 lb. Axle, Air Brakes, Thru Serial Number W40,000, 1.794" Pin Diameter, 9.120" Length, (Contains Metal Bushing, Two Keyways)	8489B	1	
1975-1973	12,000 lb. Axle, Center Point Steering, 1.607" Pin Diameter, 8.812" Length, (Contains Metal Bushing, Two Keyways)	8514B	1	
1974-1973	9,000 lb. Axle, 1.434" Pin Diameter, 8.500" Length, (Contains Nylon Bushing, Two Keyways)	8519N	1	
	12,000 lb. Axle, Air Brakes, 1.794" Pin Diameter, 9.120" Length, (Contains Metal Bushing, Two Keyways)	8489B	1	
	12,000 lb. Axle, Air Brakes, 1.794" Pin Diameter, 9.120" Length, (Contains Nylon Bushing, Two Keyways)	8489N	1	
1972-1968	6,000 lb. Axle, From Serial Number C70001-G90001, 1.234" Pin Diameter, 7.440" Length, (Contains Metal Bushing)	8507B	1	
	6,000 lb. Axle, From Serial Number C70001-G90001, 1.234" Pin Diameter, 7.440" Length, (Contains Nylon Bushing)	8507N	1	
1970-1957	7,000 lb. Axle, Air Brakes, 1.234" Pin Diameter, 7.440" Length, (Contains Metal Bushing)	8507B	1	
	7,000 lb. Axle, Air Brakes, 1.234" Pin Diameter, 7.440" Length, (Contains Nylon Bushing)	8507N	1	
1970-1956	6,000 lb. Axle, Thru Serial Number C70000, 1.234" Pin Diameter, 7.500" Length, (Contains Metal Bushing, One Keyway)	8357B	1	
	6,000 lb. Axle, Thru Serial Number C70000, 1.234" Pin Diameter, 7.500" Length, (Contains Nylon Bushing, One Keyway)	8357N	1	
Leaf Spring Bolt				
1956-1953	Cab Over Engine Cab Over Engine	Upper Rear	K150306	2
		Front	K150306	2
Leaf Spring Bushing				
1956-1953	Cab Over Engine	Front	K200957	2
Leaf Spring Shackle				
1986-1966		Rear	K201116	2
Leaf Spring Shackle Bushing				
1956-1953	Cab Over Engine Cab Over Engine	Upper	K200957	2
		Lower	K201003	2
CF6000				
King Bolt Set				
1989	12,000 lb. Axle, Steel Axle, 1.790" X 10.070", (Contains Composite Bushing, Two Keyways)	8643B	1	
1989-1987	12,000 lb. Axle, Air Brakes, 1.794" X 10.070", (Contains Metal Bushing, Two Keyways)	8572B	1	
1989-1986	7,000 lb. Axle, 1.231" Pin Diameter, 8.910" Length, (Contains Nylon Bushing, Two Keyway, Two Straight Oil Groove)	8500N	1	
	7,000 lb. Axle, 1.231" X 8.910", (Contains Metal Bushing, Two Keyway, Two Straight Oil Groove)	8500B	1	
	16,000 lb. Axle, 18,000 lb. Axle, 1.999" Pin Diameter, 11.212" Length, (Contains Metal Bushing, Two Keyways)	8571B	1	
	7,000 lb. Axle, 9,000 lb. Axle, Air Brakes, 1.433" X 8.250", (Contains Metal Bushing, Two Keyways)	8568B	1	
	7,000 lb. Axle, Hydraulic Brakes, 1.241" X 8.910", (Contains Metal Bushing, Oversize, Two Keyway, Two Straight Oil Groove)	8500B010	1	
1986	12,000 lb. Axle, 1.794" X 10.070", (Contains Metal Bushing, Two Keyways)	8572B	1	
	9,000 lb. Axle, Air Brakes, 1.607" X 9.080", (Contains Metal Bushing, Two Keyways)	8573B	1	
F600				
King Bolt Set				
1990	10,000 lb. Axle, 12,000 lb. Axle, 1.790" X 10.070", (Contains Composite Bushing, Two Keyways)	8643B	1	
	10,000 lb. Axle, Aluminum Axle, 1.743" X 10.061", (Contains Composite Bushing, Two Keyways)	80068C	1	
1990-1989	6,000 lb. Axle, 1.300" X 7.757", (Contains Metal Bushing, Two Keyways)	8639B	1	
	6,000 lb. Axle, 7,000 lb. Axle, Hydraulic Brakes, 1.300" X 7.757", (Contains Metal Bushing, Two Keyways)	8639B	1	

FORD TRUCK-600, 6000 Series (Cont.)

FRONT SUSPENSION (Cont.)

Year	Model/Application	Part	P/C Qty	Figure
F600				
King Bolt Set				
1990-1989 (Cont.)	9,000 lb. Axle, Screw-in End Cap, Air Brakes, 1.433" X 8.250", (Contains Metal Bushing, Two Keyways)	8568B	1	
	8,000 lb. Axle, Screw-in End Cap, Air Brakes, 1.435" X 8.240", (Contains Metal Bushing, Two Keyways)	8653B	1	
1990-1987	Except Aluminum Axle, 10000 Lb Axle, 1.794" X 10.070", (Contains Metal Bushing, Two Keyways)	8572B	1	
1990-1983	9000 Lb Axle, Air Brakes, Heavy Duty, 1.607" X 9.080", (Contains Metal Bushing, Two Keyways)	8573B	1	
1989	12,000 lb. Axle, Steel Axle, 1.790" X 10.070", (Contains Composite Bushing, Two Keyways)	8643B	1	
1988-1983	12000 Lb Axle, 1.794" X 10.070", (Contains Metal Bushing, Two Keyways)	8572B	1	
1988-1980	7,000 lb. Axle, Hydraulic Brakes, 1.231" X 8.910", (Contains Metal Bushing, Two Keyway, Two Straight Oil Groove)	8500B	1	
1988-1976	7,000 lb. Axle, 1.231" Pin Diameter, 8.910" Length, (Contains Nylon Bushing, Two Keyway, Two Straight Oil Groove)	8500N	1	
1988-1975	9,000 lb. Axle, 1.433" X 8.250", (Contains Metal Bushing, Two Keyways)	8568B	1	
	7,000 lb. Axle, Hydraulic Brakes, 1.241" X 8.910", (Contains Metal Bushing, Oversize, Two Keyway, Two Straight Oil Groove)	8500B010	1	
1987-1980	6,000 lb. Axle, 1.231" X 8.910", (Contains Metal Bushing, Two Keyway, Two Straight Oil Groove)	8500B	1	
1986-1980	5500 Lb Axle, 1.241" X 7.860", (Contains Metal Bushing, Two Keyway, Two Straight Oil Groove)	8488B010	1	
	5500 Lb Axle, Heavy Duty, 1.231" X 7.860", (Contains Metal Bushing, One Keyway)	8609B	1	
1986-1967	6,000 lb. Axle, 1.241" X 8.910", (Contains Metal Bushing, Oversize, Two Keyway, Two Straight Oil Groove)	8500B010	1	
1986-1961	5,500 lb. Axle, 1.231" Pin Diameter, 7.860" Length, (Contains Metal Bushing, Two Keyway, Two Straight Oil Groove)	8488B	1	
1982	12000 Lb Axle, From 3/82, 1.794" X 10.070", (Contains Metal Bushing, Two Keyways)	8572B	1	
1975	7,000 lb. Axle, Air Brakes, From Serial Number W40,001, 1.433" X 8.250", (Contains Metal Bushing, Two Keyways)	8568B	1	
	7,000 lb. Axle, Hydraulic Brakes, 1.231" Pin Diameter, 8.910" Length, (Contains Nylon Bushing, Two Keyway, Two Straight Oil Groove)	8500N	1	
	7,000 lb. Axle, Thru Serial Number W40,000, 1.231" Pin Diameter, 8.910" Length, (Contains Nylon Bushing, Two Keyway, Two Straight Oil Groove)	8500N	1	
	7,000 lb. Axle, Thru Serial Number W40,000, 1.241" X 8.910", (Contains Metal Bushing, Oversize, Two Keyway, Two Straight Oil Groove)	8500B010	1	
1974-1967	7,000 lb. Axle, 1.231" Pin Diameter, 8.910" Length, (Contains Nylon Bushing, Two Keyway, Two Straight Oil Groove)	8500N	1	
1966-1961	7,000 lb. Axle, 1.234" Pin Diameter, 7.440" Length, (Contains Metal Bushing)	8507B	1	
	7,000 lb. Axle, 1.234" Pin Diameter, 7.440" Length, (Contains Nylon Bushing)	8507N	1	
1962-1957	4,700 lb. Axle, 1.129" Pin Diameter, 7.670" Length, (Metal Bushing, Ball Bearing Type Thrust Bearing, Two Keyway, Two Straight Oil Groove)	8459B	1	
Leaf Spring Bolt				
1987-1985	12000 Lb Front Axle, 9000 Lb Axle	Rear	K150357	2
1984-1983	12000 Lb Front Axle, 9000 Lb Axle	Rear	K150357	2
1982-1980	12000 Lb Front Axle, 9000 Lb Axle	Rear	K150357	2
1962-1961		Front	K150304	2
		Rear	K150304	2
Leaf Spring Bolt Kit				
1960-1953		Upper Front	K150363	2
		Lower Front	K150364	4
		Rear	K150364	4
Leaf Spring Bushing				
1966-1963		Rear	K201110	2
1962-1961		Front	K201110	2
1960-1953		Rear	K201106	2
Leaf Spring Shackle				
1990-1980	10000, 11000, Or 12000 Lb Front Axle	Rear	K150347	2
1960-1953		Rear	K150365	2
Leaf Spring Shackle Bushing				
1962-1961		Upper	K201110	2
1960-1953		Upper	K201106	2
		Lower	K201056	2
LN600				
King Bolt Set				
1985-1981	7000 Lb Axle, Air Brakes, 1.433" X 8.250", (Contains Metal Bushing, Two Keyways)	8568B	1	
1985-1980	5500 Lb Axle, 1.241" X 7.860", (Contains Metal Bushing, Two Keyway, Two Straight Oil Groove)	8488B010	1	
	5500 Lb Axle, Heavy Duty, 1.231" X 7.860", (Contains Metal Bushing, One Keyway)	8609B	1	

(Cont.) 600, 6000 Series-FORD TRUCK

FRONT SUSPENSION (Cont.)				
Year	Model/Application	Part	P/C Qty	Figure
LN600				
King Bolt Set				
1985-1980 (Cont.)	7,000 lb. Axle, Hydraulic Brakes, 1.231" X 8.910", (Contains Metal Bushing, Two Keyway, Two Straight Oil Groove)	8500B	1	
1985-1975	7,000 lb. Axle, Hydraulic Brakes, 1.231" Pin Diameter, 8.910" Length, (Contains Nylon Bushing, Two Keyway, Two Straight Oil Groove)	8500N	1	
	7,000 lb. Axle, Hydraulic Brakes, 1.241" X 8.910", (Contains Metal Bushing, Oversize, Two Keyway, Two Straight Oil Groove)	8500B010	1	
1985-1970	5,500 lb. Axle, 1.231" Pin Diameter, 7.860" Length, (Contains Metal Bushing, Two Keyway, Two Straight Oil Groove)	8488B	1	
1980-1976	7,000 lb. Axle, Air Brakes, 1.433" X 8.250", (Contains Metal Bushing, Two Keyways)	8568B	1	
1979-1970	6,000 lb. Axle, 1.231" Pin Diameter, 8.910" Length, (Contains Nylon Bushing, Two Keyway, Two Straight Oil Groove)	8500N	1	
	6,000 lb. Axle, 1.241" X 8.910", (Contains Metal Bushing, Oversize, Two Keyway, Two Straight Oil Groove)	8500B010	1	
	8,000 lb. Axle, 9,000 lb. Axle, 1.433" X 8.250", (Contains Metal Bushing, Two Keyways)	8568B	1	
1975	7,000 lb. Axle, Air Brakes, From Serial Number W40,001, 1.433" X 8.250", (Contains Metal Bushing, Two Keyways)	8568B	1	
	9,000 lb. Axle, From Serial Number W40,001, 1.433" X 8.250", (Contains Metal Bushing, Two Keyways)	8568B	1	
	7,000 lb. Axle, Thru Serial Number W40,000, 1.231" Pin Diameter, 8.910" Length, (Contains Nylon Bushing, Two Keyway, Two Straight Oil Groove)	8500N	1	
	7,000 lb. Axle, Thru Serial Number W40,000, 1.241" X 8.910", (Contains Metal Bushing, Oversize, Two Keyway, Two Straight Oil Groove)	8500B010	1	
	9,000 lb. Axle, Thru Serial Number W40,000, 1.434" Pin Diameter, 8.500" Length, (Contains Nylon Bushing, Two Keyways)	8519N	1	
1974-1973	9,000 lb. Axle, 1.434" Pin Diameter, 8.500" Length, (Contains Nylon Bushing, Two Keyways)	8519N	1	
Leaf Spring Bolt				
1985-1970	Front	K150304	2	F121
Leaf Spring Bushing				
1985-1970	Front	K201110	2	
N600				
King Bolt Set				
1969-1967	7,000 lb. Axle, 1.231" Pin Diameter, 8.910" Length, (Contains Nylon Bushing, Two Keyway, Two Straight Oil Groove)	8500N	1	
	7,000 lb. Axle, 1.241" X 8.910", (Contains Metal Bushing, Oversize, Two Keyway, Two Straight Oil Groove)	8500B010	1	
1969-1963	5,000 lb. Axle, 5,500 lb. Axle, 1.231" Pin Diameter, 7.860" Length, (Contains Metal Bushing, Two Keyway, Two Straight Oil Groove)	8488B	1	
	6,000 lb. Axle, From Serial Number C70001, 1.231" Pin Diameter, 8.910" Length, (Contains Nylon Bushing, Two Keyway, Two Straight Oil Groove)	8500N	1	
	6,000 lb. Axle, From Serial Number C70001, 1.241" X 8.910", (Contains Metal Bushing, Oversize, Two Keyway, Two Straight Oil Groove)	8500B010	1	
1966-1963	7,000 lb. Axle, 1.234" Pin Diameter, 7.440" Length, (Contains Metal Bushing)	8507B	1	
	7,000 lb. Axle, 1.234" Pin Diameter, 7.440" Length, (Contains Nylon Bushing)	8507N	1	
	6,000 lb. Axle, 1.234" Pin Diameter, 7.500" Length, (Contains Metal Bushing, One Keyway)	8357B	1	
	6,000 lb. Axle, 1.234" Pin Diameter, 7.500" Length, (Contains Nylon Bushing, One Keyway)	8357N	1	
Leaf Spring Bolt				
1969-1963	Front	K150304	2	F121
N6000				
King Bolt Set				
1969-1967	7,000 lb. Axle, 1.231" Pin Diameter, 8.910" Length, (Contains Nylon Bushing, Two Keyway, Two Straight Oil Groove)	8500N	1	
	7,000 lb. Axle, 1.241" X 8.910", (Contains Metal Bushing, Oversize, Two Keyway, Two Straight Oil Groove)	8500B010	1	
1969-1963	5,000 lb. Axle, 5,500 lb. Axle, 1.231" Pin Diameter, 7.860" Length, (Contains Metal Bushing, Two Keyway, Two Straight Oil Groove)	8488B	1	
	6,000 lb. Axle, From Serial Number C70001, 1.231" Pin Diameter, 8.910" Length, (Contains Nylon Bushing, Two Keyway, Two Straight Oil Groove)	8500N	1	
	6,000 lb. Axle, From Serial Number C70001, 1.241" X 8.910", (Contains Metal Bushing, Oversize, Two Keyway, Two Straight Oil Groove)	8500B010	1	
1966-1963	7,000 lb. Axle, 1.234" Pin Diameter, 7.440" Length, (Contains Metal Bushing)	8507B	1	
	7,000 lb. Axle, 1.234" Pin Diameter, 7.440" Length, (Contains Nylon Bushing)	8507N	1	
	6,000 lb. Axle, 1.234" Pin Diameter, 7.500" Length, (Contains Metal Bushing, One Keyway)	8357B	1	
	6,000 lb. Axle, 1.234" Pin Diameter, 7.500" Length, (Contains Nylon Bushing, One Keyway)	8357N	1	
P600				
King Bolt Set				
1979-1978	4,700 lb. Axle, 5,000 lb. Axle, 1.231" Pin Diameter, 7.860" Length, (Contains Metal Bushing, Two Keyway, Two Straight Oil Groove)	8488B	1	

FORD TRUCK-600, 6000 Series (Cont.)

FRONT SUSPENSION (Cont.)

Year	Model/Application	Part	P/C Qty	Figure
P600				
Leaf Spring Bushing				
1979-1978	137" Wheelbase	Front	K201106	2
	154" Wheelbase	Front	K201106	2
Leaf Spring Shackle				
1979-1978	137" Wheelbase	Rear	K150365	2
Leaf Spring Shackle Bushing				
1979-1978	154" Wheelbase	Upper	K201106	2
	154" Wheelbase	Lower	K201003	2

STEERING

Year	Model/Application	Part	P/C Qty	Figure
B600				
Drag Link Assembly				
1989-1988	8,000 lb. Axle, 9,000 lb. Axle, 20.30" Center To Center, (Greaseable Socket Reduces Corrosion/Wear)		DS1192 ‡	1
1988	6,000 lb. Axle, 7,000 lb. Axle, Thru 11/87, 19.25" Center To Center, (Greaseable Socket Reduces Corrosion/Wear)		DS948 ‡	1
1987-1980	8,000 lb. Axle, 9,000 lb. Axle, 19.23" Center To Center, (Greaseable Socket Reduces Corrosion/Wear)		DS949 ‡	1
	6,000 lb. Axle, 7,000 lb. Axle, 19.25" Center To Center, (Greaseable Socket Reduces Corrosion/Wear)		DS948 ‡	1
1979-1977	9,000 lb. Axle, Manual Steering, 16.64" Center To Center, (Greaseable Socket Reduces Corrosion/Wear)		DS800 ‡	1
1979-1975	5,000 lb. Axle, 5,500 lb. Axle, 9,000 lb. Axle, Hydraulic Brakes, 16.64" Center To Center, (Greaseable Socket Reduces Corrosion/Wear)		DS800 ‡	1
1979-1967	5,000 lb. Axle, 5,500 lb. Axle, 6,000 lb. Axle, 7,000 lb. Axle, 16.64" Center To Center, (Greaseable Socket Reduces Corrosion/Wear)		DS800 ‡	1
1974-1967	7,000 lb. Axle, Manual Steering, 16.64" Center To Center, (Greaseable Socket Reduces Corrosion/Wear)		DS800 ‡	1
1966-1961	5,000 lb. Axle, 5,500 lb. Axle, Manual Steering, 15.32" Center To Center		DS659	1
1966-1960	6,000 lb. Axle, 7,000 lb. Axle, Manual Steering, 16.25" Center To Center, (Greaseable Socket Reduces Corrosion/Wear)		DS733 ‡	1
Tie Rod End				
1990	7,000 lb. Axle, 1.000" - 16 Threads, 4.93" Length, (Greaseable Socket Reduces Corrosion/Wear)	Left	ES2061L ‡	1
	6,000 lb. Axle, 7,000 lb. Axle, 1.000" - 16 Threads, 4.93" Length, (Greaseable Socket Reduces Corrosion/Wear)	Right	ES2062R ‡	1
	8,000 lb. Axle, Air Brakes, 1.000" - 16 Threads, 5.86" Length, (Greaseable Socket Reduces Corrosion/Wear)	Left	ES330L ‡	1
1990-1976	9,000 lb. Axle, Air Brakes, 5.86" Length, 1.000" - 16 Threads, (Greaseable Socket Reduces Corrosion/Wear)	Left	ES2035L ‡	1
	8,000 lb. Axle, 9,000 lb. Axle, Air Brakes, 5.86" Length, 1.000" - 16 Threads, (Greaseable Socket Reduces Corrosion/Wear)	Right	ES2036R ‡	1
1989	6,000 lb. Axle, 7,000 lb. Axle, 1.000" - 16 Threads, 4.45" Length, (Greaseable Socket Reduces Corrosion/Wear)	Left	ES373L ‡	1
	6,000 lb. Axle, 7,000 lb. Axle, 1.000" - 16 Threads, 4.45" Length, (Greaseable Socket Reduces Corrosion/Wear)	Right	ES373R ‡	1
1989-1967	7,000 lb. Axle, Hydraulic Brakes, 1.000" - 16 Threads, 4.45" Length, (Greaseable Socket Reduces Corrosion/Wear)	Left	ES373L ‡	1
	7,000 lb. Axle, Hydraulic Brakes, 1.000" - 16 Threads, 4.45" Length, (Greaseable Socket Reduces Corrosion/Wear)	Right	ES373R ‡	1
1986-1977	8,000 lb. Axle, 9,000 lb. Axle, 5.86" Length, 1.000" - 16 Threads, (Greaseable Socket Reduces Corrosion/Wear)	Left	ES2035L ‡	1
	8,000 lb. Axle, 9,000 lb. Axle, 5.86" Length, 1.000" - 16 Threads, (Greaseable Socket Reduces Corrosion/Wear)	Right	ES2036R ‡	1
1986-1967	6,000 lb. Axle, 1.000" - 16 Threads, 4.45" Length, (Greaseable Socket Reduces Corrosion/Wear)	Left	ES373L ‡	1
	6,000 lb. Axle, 1.000" - 16 Threads, 4.45" Length, (Greaseable Socket Reduces Corrosion/Wear)	Right	ES373R ‡	1
1975	7,000 lb. Axle, Air Brakes, From Serial Number W40,001, 5.86" Length, 1.000" - 16 Threads, (Greaseable Socket Reduces Corrosion/Wear)	Left	ES2035L ‡	1
	7,000 lb. Axle, Air Brakes, From Serial Number W40,001, 5.86" Length, 1.000" - 16 Threads, (Greaseable Socket Reduces Corrosion/Wear)	Right	ES2036R ‡	1
	7,000 lb. Axle, Air Brakes, Thru Serial Number W40,000, 1.000" - 16 Threads, 4.45" Length, (Greaseable Socket Reduces Corrosion/Wear)	Left	ES373L ‡	1
	7,000 lb. Axle, Air Brakes, Thru Serial Number W40,000, 1.000" - 16 Threads, 4.45" Length, (Greaseable Socket Reduces Corrosion/Wear)	Right	ES373R ‡	1
1974-1967	7,000 lb. Axle, Air Brakes, 1.000" - 16 Threads, 4.45" Length, (Greaseable Socket Reduces Corrosion/Wear)	Right	ES373R ‡	1
1966-1961	6,000 lb. Axle, .875" - 18 Threads, 4.44" Length	Left	ES2083L	1
	6,000 lb. Axle, .875" - 18 Threads, 4.44" Length	Right	ES2082R	1
	7,000 lb. Axle, 1.000" - 16 Threads, 3.88" Length	Left	ES304L	1
	7,000 lb. Axle, 1.000" - 16 Threads, 3.88" Length	Right	ES304R	1

(Cont.) 600, 6000 Series-FORD TRUCK

STEERING (Cont.)				
Year	Model/Application	Part	P/C Qty	Figure
B600				
Tie Rod End				
1966-1961 (Cont.)	5,000 lb. Axle, 5,500 lb. Axle, Manual Steering, .750" - 16 Threads, 3.50" Length, (Left Hand Threads, Includes Sunoloy-Coated Metal Bearing To Combine Durability With Smooth Stud Swing) Left 5,000 lb. Axle, 5,500 lb. Axle, Manual Steering, .750" - 16 Threads, 3.50" Length, (Right Hand Threads, Includes Sunoloy-Coated Metal Bearing To Combine Durability With Smooth Stud Swing) Right	ES150L ‡ ES150R ‡	1 1	
1966-1959	6,000 lb. Axle, 3.750" Length, .875" - 18 Threads, (Greaseable Socket Reduces Corrosion/Wear) Left 6,000 lb. Axle, 3.750" Length, .875" - 18 Threads, (Greaseable Socket Reduces Corrosion/Wear) Right	ES194L ‡ ES194R ‡	1 1	
1962-1957	4,700 lb. Axle, .750" - 16 Threads, 3.50" Length, (Left Hand Threads, Includes Sunoloy-Coated Metal Bearing To Combine Durability With Smooth Stud Swing) Left 4,700 lb. Axle, .750" - 16 Threads, 3.50" Length, (Right Hand Threads, Includes Sunoloy-Coated Metal Bearing To Combine Durability With Smooth Stud Swing) Right	ES150L ‡ ES150R ‡	1 1	
B6000				
Drag Link Assembly				
1988	6,000 lb. Axle, 7,000 lb. Axle, Thru 11/87, 19.25" Center To Center, (Greaseable Socket Reduces Corrosion/Wear)	DS948 ‡	1	
1987-1980	8,000 lb. Axle, 9,000 lb. Axle, 19.23" Center To Center, (Greaseable Socket Reduces Corrosion/Wear) 6,000 lb. Axle, 7,000 lb. Axle, 19.25" Center To Center, (Greaseable Socket Reduces Corrosion/Wear)	DS949 ‡ DS948 ‡	1 1	
1971-1967	5,000 lb. Axle, 5,500 lb. Axle, 6,000 lb. Axle, 16.64" Center To Center, (Greaseable Socket Reduces Corrosion/Wear) 7,000 lb. Axle, Manual Steering, 16.64" Center To Center, (Greaseable Socket Reduces Corrosion/Wear)	DS800 ‡ DS800 ‡	1 1	
Tie Rod End				
1990	7,000 lb. Axle, 1.000" - 16 Threads, 4.93" Length, (Greaseable Socket Reduces Corrosion/Wear) Left 6,000 lb. Axle, 7,000 lb. Axle, 1.000" - 16 Threads, 4.93" Length, (Greaseable Socket Reduces Corrosion/Wear) Right	ES2061L ‡ ES2062R ‡	1 1	
1990-1980	8,000 lb. Axle, 9,000 lb. Axle, Air Brakes, 5.86" Length, 1.000" - 16 Threads, (Greaseable Socket Reduces Corrosion/Wear) Left 8,000 lb. Axle, 9,000 lb. Axle, Air Brakes, 5.86" Length, 1.000" - 16 Threads, (Greaseable Socket Reduces Corrosion/Wear) Right	ES2035L ‡ ES2036R ‡	1 1	
1989	6,000 lb. Axle, 7,000 lb. Axle, 1.000" - 16 Threads, 4.45" Length, (Greaseable Socket Reduces Corrosion/Wear) Left 6,000 lb. Axle, 7,000 lb. Axle, 1.000" - 16 Threads, 4.45" Length, (Greaseable Socket Reduces Corrosion/Wear) Right	ES373L ‡ ES373R ‡	1 1	
1989-1980	7,000 lb. Axle, Hydraulic Brakes, 1.000" - 16 Threads, 4.45" Length, (Greaseable Socket Reduces Corrosion/Wear) Left 7,000 lb. Axle, Hydraulic Brakes, 1.000" - 16 Threads, 4.45" Length, (Greaseable Socket Reduces Corrosion/Wear) Right	ES373L ‡ ES373R ‡	1 1	
1986-1980	6,000 lb. Axle, 1.000" - 16 Threads, 4.45" Length, (Greaseable Socket Reduces Corrosion/Wear) Left 6,000 lb. Axle, 1.000" - 16 Threads, 4.45" Length, (Greaseable Socket Reduces Corrosion/Wear) Right 8,000 lb. Axle, 9,000 lb. Axle, 5.86" Length, 1.000" - 16 Threads, (Greaseable Socket Reduces Corrosion/Wear) Left 8,000 lb. Axle, 9,000 lb. Axle, 5.86" Length, 1.000" - 16 Threads, (Greaseable Socket Reduces Corrosion/Wear) Right	ES373L ‡ ES373R ‡ ES2035L ‡ ES2036R ‡	1 1 1 1	
1971-1967	5,000 lb. Axle, 5,500 lb. Axle, 6,000 lb. Axle, 7,000 lb. Axle, 1.000" - 16 Threads, 4.45" Length, (Greaseable Socket Reduces Corrosion/Wear) Left 5,000 lb. Axle, 5,500 lb. Axle, 6,000 lb. Axle, 7,000 lb. Axle, 1.000" - 16 Threads, 4.45" Length, (Greaseable Socket Reduces Corrosion/Wear) Right 7,000 lb. Axle, Air Brakes, 1.000" - 16 Threads, 4.45" Length, (Greaseable Socket Reduces Corrosion/Wear) Right 7,000 lb. Axle, Hydraulic Brakes, 1.000" - 16 Threads, 4.45" Length, (Greaseable Socket Reduces Corrosion/Wear) Right 7,000 lb. Axle, Hydraulic Brakes, 1.000" - 16 Threads, 4.45" Length, (Greaseable Socket Reduces Corrosion/Wear) Left 7,000 lb. Axle, Hydraulic Brakes, 1.000" - 16 Threads, 4.45" Length, (Greaseable Socket Reduces Corrosion/Wear) Right	ES373L ‡ ES373R ‡ ES373R ‡ ES373R ‡ ES373L ‡ ES373R ‡	1 1 1 1 1 1	
C600				
Drag Link Assembly				
1986-1980	7,000 lb. Axle, 9,000 lb. Axle, Air Brakes, Manual Steering, 37.07" Length 9,000 lb. Axle, Air Brakes, Power Steering, 36.31" Center To Center	DS1035 DS943	1 1	
1976	7,000 lb. Axle, Integral Power Steering, Air Brakes, 36.31" Center To Center	DS943	1	
Tie Rod Assembly				
1986-1983	12,000 lb. Axle, 65.80" Length	DS1367A	1	
1982	12,000 lb. Axle, From 3/82, 65.80" Length	DS1367A	1	
Tie Rod End				
1986-1975	7,000 lb. Axle, 9,000 lb. Axle, Air Brakes, 5.86" Length, 1.000" - 16 Threads, (Greaseable Socket Reduces Corrosion/Wear) Left 7,000 lb. Axle, 9,000 lb. Axle, Air Brakes, 5.86" Length, 1.000" - 16 Threads, (Greaseable Socket Reduces Corrosion/Wear) Right	ES2035L ‡ ES2036R ‡	1 1	

FORD TRUCK-600, 6000 Series (Cont.)

STEERING (Cont.)

Year	Model/Application	Part	P/C Qty	Figure
C600				
Tie Rod End				
1986-1973	9,000 lb. Axle, Hydraulic Brakes, 1.125" - 12 Threads, 4.88" Length, (Greaseable Socket Reduces Corrosion/Wear)	Left ES187L ‡	1	
1986-1970	7,000 lb. Axle, Hydraulic Brakes, 1.000" - 16 Threads, 4.45" Length, (Greaseable Socket Reduces Corrosion/Wear)	Left ES373L ‡	1	
		7,000 lb. Axle, Hydraulic Brakes, 1.000" - 16 Threads, 4.45" Length, (Greaseable Socket Reduces Corrosion/Wear)	Right ES373R ‡	1
1979-1964	6,000 lb. Axle, 1.000" - 16 Threads, 4.45" Length, (Greaseable Socket Reduces Corrosion/Wear)	Left ES373L ‡	1	
		6,000 lb. Axle, 1.000" - 16 Threads, 4.45" Length, (Greaseable Socket Reduces Corrosion/Wear)	Right ES373R ‡	1
1979-1957	6,000 lb. Axle, 1.000" - 16 Threads, 3.88" Length	Left ES304L	1	
		6,000 lb. Axle, 1.000" - 16 Threads, 3.88" Length	Right ES304R	1
1975-1970	7,000 lb. Axle, Air Brakes, 1.000" - 16 Threads, 4.45" Length, (Greaseable Socket Reduces Corrosion/Wear)	Left ES373L ‡	1	
		7,000 lb. Axle, Air Brakes, 1.000" - 16 Threads, 4.45" Length, (Greaseable Socket Reduces Corrosion/Wear)	Right ES373R ‡	1
1970-1957	6,000 lb. Axle, 3.750" Length, .875" - 18 Threads, (Greaseable Socket Reduces Corrosion/Wear)	Left ES194L ‡	1	
		6,000 lb. Axle, 3.750" Length, .875" - 18 Threads, (Greaseable Socket Reduces Corrosion/Wear)	Right ES194R ‡	1
1968-1957	6,000 lb. Axle, .875" - 18 Threads, 4.44" Length	Left ES2083L	1	
		6,000 lb. Axle, .875" - 18 Threads, 4.44" Length	Right ES2082R	1
C6000				
Tie Rod End				
1977-1976	15,000 lb. Axle, Air Brakes, 5.440" Length, 1.125" - 12 Threads, (Greaseable Socket Reduces Corrosion/Wear)	Left ES423L ‡	1	
		15,000 lb. Axle, Air Brakes, 5.440" Length, 1.125" - 12 Threads, (Greaseable Socket Reduces Corrosion/Wear)	Right ES423R ‡	1
1975	15,000 lb. Axle, Air Brakes, From Serial Number W40,001, 5.440" Length, 1.125" - 12 Threads, (Greaseable Socket Reduces Corrosion/Wear)	Left ES423L ‡	1	
		15,000 lb. Axle, Air Brakes, From Serial Number W40,001, 5.440" Length, 1.125" - 12 Threads, (Greaseable Socket Reduces Corrosion/Wear)	Right ES423R ‡	1
CF6000				
Drag Link Assembly				
1986	7,000 lb. Axle, 9,000 lb. Axle, Air Brakes, Manual Steering, 37.07" Length	DS1035	1	
Tie Rod Assembly				
1990-1986	13,000 lb. Axle, 65.80" Length	DS1367A	1	
Tie Rod End				
1990	6,000 lb. Axle, 7,000 lb. Axle, Low Profile, Hydraulic Brakes, 13.25" Length, 1.438" - 12 Threads	Left ES3039L	1	
		6,000 lb. Axle, 7,000 lb. Axle, Low Profile, Hydraulic Brakes, 13.25" Length, 1.438" - 12 Threads	Right ES3040R	1
1989-1987	7000 Lb Axle, 5.86" Length, 1.000" - 16 Threads, (Greaseable Socket Reduces Corrosion/Wear)	Left Outer ES2035L ‡	1	
		7000 Lb Axle, 5.86" Length, 1.000" - 16 Threads, (Greaseable Socket Reduces Corrosion/Wear)	Right Outer ES2036R ‡	1
		9000 Lb Axle, 5.86" Length, 1.000" - 16 Threads, (Greaseable Socket Reduces Corrosion/Wear)	Left Outer ES2035L ‡	1
		9000 Lb Axle, 5.86" Length, 1.000" - 16 Threads, (Greaseable Socket Reduces Corrosion/Wear)	Right Outer ES2036R ‡	1
1986	7,000 lb. Axle, 9,000 lb. Axle, Air Brakes, 5.86" Length, 1.000" - 16 Threads, (Greaseable Socket Reduces Corrosion/Wear)	Left ES2035L ‡	1	
		7,000 lb. Axle, 9,000 lb. Axle, Air Brakes, 5.86" Length, 1.000" - 16 Threads, (Greaseable Socket Reduces Corrosion/Wear)	Right ES2036R ‡	1
		7,000 lb. Axle, From Serial Number G90,001, Hydraulic Brakes, 1.000" - 16 Threads, 4.45" Length, (Greaseable Socket Reduces Corrosion/Wear)	Left ES373L ‡	1
		7,000 lb. Axle, From Serial Number G90,001, Hydraulic Brakes, 1.000" - 16 Threads, 4.45" Length, (Greaseable Socket Reduces Corrosion/Wear)	Right ES373R ‡	1
		9,000 lb. Axle, Hydraulic Brakes, 1.125" - 12 Threads, 4.88" Length, (Greaseable Socket Reduces Corrosion/Wear)	Left ES187L ‡	1
F6				
Tie Rod End				
1952-1948	.750" - 16 Threads, 3.50" Length, (Left Hand Threads, Includes Sunoloy-Coated Metal Bearing To Combine Durability With Smooth Stud Swing)	Left ES150L ‡	1	
		.750" - 16 Threads, 3.50" Length, (Right Hand Threads, Includes Sunoloy-Coated Metal Bearing To Combine Durability With Smooth Stud Swing)	Right ES150R ‡	1
F600				
Drag Link Assembly				
1990-1989	6,000 lb. Axle, 7,000 lb. Axle, Except Low Profile Option, 20.66" Center To Center, (Greaseable Socket Reduces Corrosion/Wear)	DS1191 ‡	1	

(Cont.) 600, 6000 Series-FORD TRUCK

STEERING (Cont.)				
Year	Model/Application	Part	P/C Qty	Figure
F600				
Drag Link Assembly				
1990-1988	12,000 lb. Axle, 19.23" Center To Center, (Greaseable Socket Reduces Corrosion/Wear) 8,000 lb. Axle, 9,000 lb. Axle, 20.30" Center To Center, (Greaseable Socket Reduces Corrosion/Wear)	DS1204 ‡ DS1192 ‡	1 1	
1990-1983	10,000 lb. Axle, Aluminum Axle, 19.23" Center To Center, (Greaseable Socket Reduces Corrosion/Wear)	DS1204 ‡	1	
1988-1980	6,000 lb. Axle, 19.25" Center To Center, (Greaseable Socket Reduces Corrosion/Wear)	DS948 ‡	1	
1987-1982	12,000 lb. Axle, 19.23" Center To Center, (Greaseable Socket Reduces Corrosion/Wear)	DS1204 ‡	1	
1987-1980	9,000 lb. Axle, 19.23" Center To Center, (Greaseable Socket Reduces Corrosion/Wear)	DS949 ‡	1	
1979-1967	5,000 lb. Axle, 5,500 lb. Axle, 16.64" Center To Center, (Greaseable Socket Reduces Corrosion/Wear) 6,000 lb. Axle, 7,000 lb. Axle, Manual Steering, 16.64" Center To Center, (Greaseable Socket Reduces Corrosion/Wear)	DS800 ‡ DS800 ‡	2 1	
1975	7,000 lb. Axle, From Serial Number W40,001, 15.85" Center To Center	DS945	1	
1966-1961	5,000 lb. Axle, 5,500 lb. Axle, Manual Steering, 15.32" Center To Center	DS659	1	
1966-1960	6,000 lb. Axle, 7,000 lb. Axle, Manual Steering, 16.25" Center To Center, (Greaseable Socket Reduces Corrosion/Wear)	DS733 ‡	1	
Tie Rod Adjusting Sleeve				
1990	59.34" Length, (Cross Tube And Clamp Assembly)	DS1379S	1	
Tie Rod Assembly				
1990-1983	10,000 lb. Axle, 12,000 lb. Axle, 65.80" Length	DS1367A	1	
1982	12,000 lb. Axle, From 3/82, 65.80" Length	DS1367A	1	
Tie Rod End				
1990	7,000 lb. Axle, Except Low Profile Option, 1.000" - 16 Threads, 4.93" Length, (Greaseable Socket Reduces Corrosion/Wear) 6,000 lb. Axle, 7,000 lb. Axle, Except Low Profile Option, 1.000" - 16 Threads, 4.93" Length, (Greaseable Socket Reduces Corrosion/Wear) 6,000 lb. Axle, 7,000 lb. Axle, Low Profile, Hydraulic Brakes, 13.25" Length, 1.438" - 12 Threads 6,000 lb. Axle, 7,000 lb. Axle, Low Profile, Hydraulic Brakes, 13.25" Length, 1.438" - 12 Threads	Left ES2061L ‡ Right ES2062R ‡ Left ES3039L Right ES3040R	1 1 1 1	
1990-1982	10,000 lb. Axle, 12,000 lb. Axle, 5.440" Length, 1.125" - 12 Threads, (Greaseable Socket Reduces Corrosion/Wear) 10,000 lb. Axle, 12,000 lb. Axle, 5.440" Length, 1.125" - 12 Threads, (Greaseable Socket Reduces Corrosion/Wear)	Left ES423L ‡ Right ES423R ‡	1 1	
1990-1975	8,000 lb. Axle, 9,000 lb. Axle, 5.86" Length, 1.000" - 16 Threads, (Greaseable Socket Reduces Corrosion/Wear) 8,000 lb. Axle, 9,000 lb. Axle, 5.86" Length, 1.000" - 16 Threads, (Greaseable Socket Reduces Corrosion/Wear)	Left ES2035L ‡ Right ES2036R ‡	1 1	
1987-1975	7,000 lb. Axle, Hydraulic Brakes, 1.000" - 16 Threads, 4.45" Length, (Greaseable Socket Reduces Corrosion/Wear) 7,000 lb. Axle, Hydraulic Brakes, 1.000" - 16 Threads, 4.45" Length, (Greaseable Socket Reduces Corrosion/Wear)	Left ES373L ‡ Right ES373R ‡	1 1	
1987-1967	6,000 lb. Axle, 1.000" - 16 Threads, 4.45" Length, (Greaseable Socket Reduces Corrosion/Wear) 6,000 lb. Axle, 1.000" - 16 Threads, 4.45" Length, (Greaseable Socket Reduces Corrosion/Wear)	Left ES373L ‡ Right ES373R ‡	1 1	
1986-1976	7,000 lb. Axle, Air Brakes, 5.86" Length, 1.000" - 16 Threads, (Greaseable Socket Reduces Corrosion/Wear) 7,000 lb. Axle, Air Brakes, 5.86" Length, 1.000" - 16 Threads, (Greaseable Socket Reduces Corrosion/Wear)	Left ES2035L ‡ Right ES2036R ‡	1 1	
1975	7,000 lb. Axle, Air Brakes, From Serial Number W40,001, 5.86" Length, 1.000" - 16 Threads, (Greaseable Socket Reduces Corrosion/Wear) 7,000 lb. Axle, Air Brakes, From Serial Number W40,001, 5.86" Length, 1.000" - 16 Threads, (Greaseable Socket Reduces Corrosion/Wear)	Left ES2035L ‡ Right ES2036R ‡	1 1	
1966-1961	6,000 lb. Axle, .875" - 18 Threads, 4.44" Length 6,000 lb. Axle, .875" - 18 Threads, 4.44" Length 7,000 lb. Axle, 1.000" - 16 Threads, 3.88" Length 7,000 lb. Axle, 1.000" - 16 Threads, 3.88" Length 6,000 lb. Axle, 3.750" Length, .875" - 18 Threads, (Greaseable Socket Reduces Corrosion/Wear) 6,000 lb. Axle, 3.750" Length, .875" - 18 Threads, (Greaseable Socket Reduces Corrosion/Wear)	Left ES2083L Right ES2082R Left ES304L Right ES304R Left ES194L ‡ Right ES194R ‡	1 1 1 1 1 1	
1966-1953	5,000 lb. Axle, 5,500 lb. Axle, Manual Steering, .750" - 16 Threads, 3.50" Length, (Left Hand Threads, Includes Sunoloy-Coated Metal Bearing To Combine Durability With Smooth Stud Swing) 5,000 lb. Axle, 5,500 lb. Axle, Manual Steering, .750" - 16 Threads, 3.50" Length, (Right Hand Threads, Includes Sunoloy-Coated Metal Bearing To Combine Durability With Smooth Stud Swing)	Left ES150L ‡ Right ES150R ‡	1 1	
1962-1957	4,700 lb. Axle, .750" - 16 Threads, 3.50" Length, (Left Hand Threads, Includes Sunoloy-Coated Metal Bearing To Combine Durability With Smooth Stud Swing) 4,700 lb. Axle, .750" - 16 Threads, 3.50" Length, (Right Hand Threads, Includes Sunoloy-Coated Metal Bearing To Combine Durability With Smooth Stud Swing)	Left ES150L ‡ Right ES150R ‡	1 1	

FORD TRUCK-600, 6000 Series (Cont.)

STEERING (Cont.)

Year	Model/Application	Part	P/C Qty	Figure
LN600				
Drag Link Assembly				
1985-1980	9,000 lb. Axle, 18.74" Center To Center	DS954	1	
1985-1976	7,000 lb. Axle, Air Brakes, 18.89" Center To Center	DS946	1	
1975	7,000 lb. Axle, Air Brakes, From Serial Number W40,001, 18.89" Center To Center	DS946	1	
Tie Rod End				
1985-1980	8,000 lb. Axle, 5.86" Length, 1.000" - 16 Threads, (Greaseable Socket Reduces Corrosion/Wear) 8,000 lb. Axle, 5.86" Length, 1.000" - 16 Threads, (Greaseable Socket Reduces Corrosion/Wear)	Left	ES2036R ‡	1
		Right	ES2035L ‡	1
1985-1976	7,000 lb. Axle, Air Brakes, 5.86" Length, 1.000" - 16 Threads, (Greaseable Socket Reduces Corrosion/Wear) 7,000 lb. Axle, Air Brakes, 5.86" Length, 1.000" - 16 Threads, (Greaseable Socket Reduces Corrosion/Wear)	Left	ES2035L ‡	1
		Right	ES2036R ‡	1
1985-1975	7,000 lb. Axle, Hydraulic Brakes, 1.000" - 16 Threads, 4.45" Length, (Greaseable Socket Reduces Corrosion/Wear) 7,000 lb. Axle, Hydraulic Brakes, 1.000" - 16 Threads, 4.45" Length, (Greaseable Socket Reduces Corrosion/Wear)	Left	ES373L ‡	1
		Right	ES373R ‡	1
1985-1970	5,500 lb. Axle, 1.000" - 16 Threads, 4.45" Length, (Greaseable Socket Reduces Corrosion/Wear) 5,500 lb. Axle, 1.000" - 16 Threads, 4.45" Length, (Greaseable Socket Reduces Corrosion/Wear)	Left	ES373L ‡	1
		Right	ES373R ‡	1
1975	7,000 lb. Axle, 9,000 lb. Axle, Air Brakes, From Serial Number W40,001, 5.86" Length, 1.000" - 16 Threads, (Greaseable Socket Reduces Corrosion/Wear) 7,000 lb. Axle, 9,000 lb. Axle, Air Brakes, From Serial Number W40,001, 5.86" Length, 1.000" - 16 Threads, (Greaseable Socket Reduces Corrosion/Wear) 9,000 lb. Axle, Air Brakes, Thru Serial Number W40,000, 1.125" - 12 Threads, 4.88" Length, (Greaseable Socket Reduces Corrosion/Wear)	Left	ES2035L ‡	1
		Right	ES2036R ‡	1
		Left	ES187L ‡	1
1974-1971	9,000 lb. Axle, Air Brakes, 1.125" - 12 Threads, 4.88" Length, (Greaseable Socket Reduces Corrosion/Wear)	Left	ES187L ‡	1
1972-1970	7,000 lb. Axle, Hydraulic Brakes, 1.000" - 16 Threads, 4.45" Length, (Greaseable Socket Reduces Corrosion/Wear) 7,000 lb. Axle, Hydraulic Brakes, 1.000" - 16 Threads, 4.45" Length, (Greaseable Socket Reduces Corrosion/Wear)	Left	ES373L ‡	1
		Right	ES373R ‡	1
N600				
Tie Rod End				
1969-1967	5,000 lb. Axle, 5,500 lb. Axle, 6,000 lb. Axle, 7,000 lb. Axle, 1.000" - 16 Threads, 4.45" Length, (Greaseable Socket Reduces Corrosion/Wear) 5,000 lb. Axle, 5,500 lb. Axle, 6,000 lb. Axle, 7,000 lb. Axle, 1.000" - 16 Threads, 4.45" Length, (Greaseable Socket Reduces Corrosion/Wear)	Left	ES373L ‡	1
		Right	ES373R ‡	1
1969-1963	6,000 lb. Axle, .875" - 18 Threads, 4.44" Length 6,000 lb. Axle, .875" - 18 Threads, 4.44" Length	Left	ES2083L	1
		Right	ES2082R	1
1966-1963	7,000 lb. Axle, 1.000" - 16 Threads, 3.88" Length 7,000 lb. Axle, 1.000" - 16 Threads, 3.88" Length 6,000 lb. Axle, 3.750" Length, .875" - 18 Threads, (Greaseable Socket Reduces Corrosion/Wear) 6,000 lb. Axle, 3.750" Length, .875" - 18 Threads, (Greaseable Socket Reduces Corrosion/Wear) 5,000 lb. Axle, 5,500 lb. Axle, Manual Steering, .750" - 16 Threads, 3.50" Length, (Left Hand Threads, Includes Sunoloy-Coated Metal Bearing To Combine Durability With Smooth Stud Swing) 5,000 lb. Axle, 5,500 lb. Axle, Manual Steering, .750" - 16 Threads, 3.50" Length, (Right Hand Threads, Includes Sunoloy-Coated Metal Bearing To Combine Durability With Smooth Stud Swing)	Left	ES304L	1
		Right	ES304R	1
		Left	ES194L ‡	1
		Right	ES194R ‡	1
		Left	ES150L ‡	1
		Right	ES150R ‡	1
N6000				
Tie Rod End				
1969-1967	5,000 lb. Axle, 5,500 lb. Axle, 6,000 lb. Axle, 7,000 lb. Axle, 1.000" - 16 Threads, 4.45" Length, (Greaseable Socket Reduces Corrosion/Wear) 5,000 lb. Axle, 5,500 lb. Axle, 6,000 lb. Axle, 7,000 lb. Axle, 1.000" - 16 Threads, 4.45" Length, (Greaseable Socket Reduces Corrosion/Wear)	Left	ES373L ‡	1
		Right	ES373R ‡	1
1969-1963	6,000 lb. Axle, .875" - 18 Threads, 4.44" Length	Left	ES2083L	1
1966-1963	6,000 lb. Axle, .875" - 18 Threads, 4.44" Length 7,000 lb. Axle, 1.000" - 16 Threads, 3.88" Length 7,000 lb. Axle, 1.000" - 16 Threads, 3.88" Length 6,000 lb. Axle, 3.750" Length, .875" - 18 Threads, (Greaseable Socket Reduces Corrosion/Wear) 6,000 lb. Axle, 3.750" Length, .875" - 18 Threads, (Greaseable Socket Reduces Corrosion/Wear) 5,000 lb. Axle, 5,500 lb. Axle, Manual Steering, .750" - 16 Threads, 3.50" Length, (Left Hand Threads, Includes Sunoloy-Coated Metal Bearing To Combine Durability With Smooth Stud Swing) 5,000 lb. Axle, 5,500 lb. Axle, Manual Steering, .750" - 16 Threads, 3.50" Length, (Right Hand Threads, Includes Sunoloy-Coated Metal Bearing To Combine Durability With Smooth Stud Swing)	Right	ES2082R	1
		Left	ES304L	1
		Right	ES304R	1
		Left	ES194L ‡	1
		Right	ES194R ‡	1
		Left	ES150L ‡	1
Right	ES150R ‡	1		

(Cont.) 600, 6000 Series-FORD TRUCK

STEERING (Cont.)				
Year	Model/Application	Part	P/C Qty	Figure
P600				
Drag Link Assembly				
1979-1978	4,700 lb. Axle, 22.47" Center To Center, (Greaseable Socket Reduces Corrosion/Wear)	DS685 ‡	1	
Tie Rod End				
1979-1978	4,700 lb. Axle, .750" - 16 Threads, 3.50" Length, (Left Hand Threads, Includes Sunoloy-Coated Metal Bearing To Combine Durability With Smooth Stud Swing)	Left ES150L ‡	1	
	4,700 lb. Axle, .750" - 16 Threads, 3.50" Length, (Right Hand Threads, Includes Sunoloy-Coated Metal Bearing To Combine Durability With Smooth Stud Swing)	Right ES150R ‡	1	
	5,000 lb. Axle, 1.000" - 16 Threads, 4.45" Length, (Greaseable Socket Reduces Corrosion/Wear)	Left ES373L ‡	1	
	5,000 lb. Axle, 1.000" - 16 Threads, 4.45" Length, (Greaseable Socket Reduces Corrosion/Wear)	Right ES373R ‡	1	
REAR SUSPENSION				
Year	Model/Application	Part	P/C Qty	Figure
B600				
Leaf Spring Bolt				
1987-1980	(Cast Brackets)	Front K150344	2	
1972-1962		Front K150359	2	
1960-1957		Front K150343	2	
		Rear K150343	4	
Leaf Spring Bushing				
1960-1953		Front K201104	2	
Leaf Spring Shackle Bushing				
1960-1953		Lower K201104	2	
C600				
Leaf Spring Bolt				
1972-1961	Except 175" Wheelbase	Front K150343	2	
	Except 175" Wheelbase	Rear K150343	4	
1960-1957		Front K150343	2	
		Rear K150343	4	
Leaf Spring Bushing				
1972-1961	Except 175" Wheelbase	Front K201104	2	
1960-1953		Front K201104	2	
Leaf Spring Shackle Bushing				
1972-1961	Except 175" Wheelbase	Upper K201104	2	
1960-1953		Lower K201104	2	
C600D				
Leaf Spring Bolt				
1966-1962	Except 175" Wheelbase	Front K150343	2	
	Except 175" Wheelbase	Rear K150343	4	
F600				
Leaf Spring Bolt				
1987-1980	(Cast Brackets)	Front K150344	2	
1979-1973		Front K150344	2	
1972-1962		Front K150359	2	
1960-1957		Front K150343	2	
		Rear K150343	4	
Leaf Spring Bushing				
1960-1953		Front K201104	2	
Leaf Spring Shackle Bushing				
1960-1953		Lower K201104	2	
LN600				
Leaf Spring Bolt				
1972-1970		Front K150359	2	
N600				
Leaf Spring Bolt				
1969-1963		Front K150359	2	

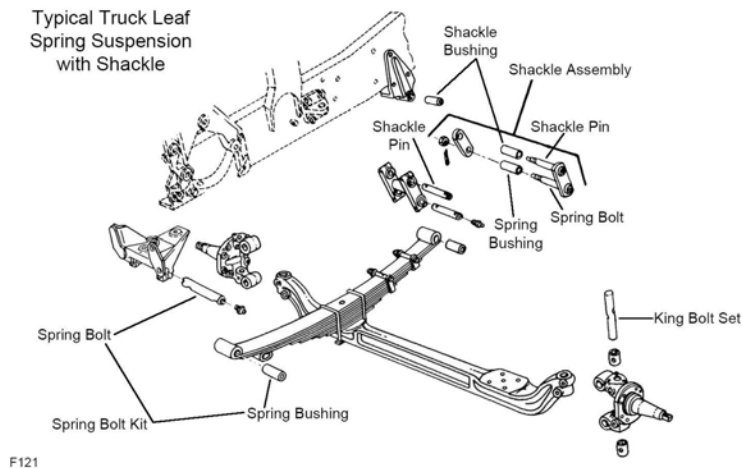
FORD TRUCK-600, 6000 Series (Cont.)

REAR SUSPENSION (Cont.)

Year	Model/Application	Part	P/C Qty	Figure
P600				
Leaf Spring Bolt				
1979-1978		Front Rear	K150343 K150343	2 4
Leaf Spring Bushing				
1979-1978		Front	K201104	2
Leaf Spring Shackle Bushing				
1979-1978		Upper	K201104	2

FORD TRUCK-700, 7000 Series

FRONT SUSPENSION



F121

Year	Model/Application	Part	P/C Qty	Figure
B700				
King Bolt Set				
1990-1989	6,000 lb. Axle, 1.241" X 8.910", (Contains Metal Bushing, Oversize, Two Keyway, Two Straight Oil Groove) 6,000 lb. Axle, 1.300" X 7.757", (Contains Metal Bushing, Two Keyways) 8,000 lb. Axle, 9,000 lb. Axle, Screw-in End Cap, Air Brakes, 1.435" X 8.240", (Contains Metal Bushing, Two Keyways)	8500B010 8639B 8653B	1 1 1	
1990-1976	8,000 lb. Axle, Air Brakes, 1.433" X 8.250", (Contains Metal Bushing, Two Keyways)	8568B	1	
1986-1980	6,000 lb. Axle, 1.231" X 8.910", (Contains Metal Bushing, Two Keyway, Two Straight Oil Groove)	8500B	1	
1986-1977	9,000 lb. Axle, 1.433" X 8.250", (Contains Metal Bushing, Two Keyways)	8568B	1	
1986-1967	6,000 lb. Axle, 1.231" Pin Diameter, 8.910" Length, (Contains Nylon Bushing, Two Keyway, Two Straight Oil Groove) 6,000 lb. Axle, 1.241" X 8.910", (Contains Metal Bushing, Oversize, Two Keyway, Two Straight Oil Groove)	8500N 8500B010	1 1	
1983-1980	7,000 lb. Axle, Hydraulic Brakes, 1.231" X 8.910", (Contains Metal Bushing, Two Keyway, Two Straight Oil Groove)	8500B	1	
1983-1975	7,000 lb. Axle, Hydraulic Brakes, 1.231" Pin Diameter, 8.910" Length, (Contains Nylon Bushing, Two Keyway, Two Straight Oil Groove) 7,000 lb. Axle, Hydraulic Brakes, 1.241" X 8.910", (Contains Metal Bushing, Oversize, Two Keyway, Two Straight Oil Groove)	8500N 8500B010	1 1	
1979-1961	5,500 lb. Axle, 1.231" Pin Diameter, 7.860" Length, (Contains Metal Bushing, Two Keyway, Two Straight Oil Groove)	8488B	1	
1978-1971	9,000 lb. Axle, 1.434" Pin Diameter, 8.500" Length, (Contains Nylon Bushing, Two Keyways)	8519N	1	
1975	7,000 lb. Axle, Air Brakes, From Serial Number W40,001, 1.433" X 8.250", (Contains Metal Bushing, Two Keyways) 7,000 lb. Axle, Air Brakes, Thru Serial Number W40,000, 1.231" Pin Diameter, 8.910" Length, (Contains Nylon Bushing, Two Keyway, Two Straight Oil Groove) 7,000 lb. Axle, Air Brakes, Thru Serial Number W40,000, 1.241" X 8.910", (Contains Metal Bushing, Oversize, Two Keyway, Two Straight Oil Groove)	8568B 8500N 8500B010	1 1 1	
1975-1967	7,000 lb. Axle, 1.234" Pin Diameter, 7.440" Length, (Contains Metal Bushing) 7,000 lb. Axle, 1.234" Pin Diameter, 7.440" Length, (Contains Nylon Bushing)	8507B 8507N	1 1	
1966-1957	6,000 lb. Axle, 1.234" Pin Diameter, 7.500" Length, (Contains Metal Bushing, One Keyway) 6,000 lb. Axle, 1.234" Pin Diameter, 7.500" Length, (Contains Nylon Bushing, One Keyway)	8357B 8357N	1 1	

(Cont.) 700, 7000 Series-FORD TRUCK

FRONT SUSPENSION (Cont.)				
Year	Model/Application	Part	P/C Qty	Figure
B700				
Leaf Spring Bolt				
1962-1961		Front Rear	K150304 K150304	2 2 F121 F121
Leaf Spring Bushing				
1966-1963		Rear	K201110	2 F121
1962-1961		Front	K201110	2 F121
Leaf Spring Shackle				
1960		Rear	K201116	2
Leaf Spring Shackle Bushing				
1962-1961		Upper	K201110	2 F121
C700				
King Bolt Set				
1987-1980	12,000 lb. Axle, 1.794" X 10.070", (Contains Metal Bushing, Two Keyways)		8572B	1
1987-1976	7,000 lb. Axle, 9,000 lb. Axle, Air Brakes, 1.433" X 8.250", (Contains Metal Bushing, Two Keyways)		8568B	1
1987-1975	16,000 lb. Axle, 18,000 lb. Axle, 1.999" Pin Diameter, 11.212" Length, (Contains Metal Bushing, Two Keyways)		8571B	1
	7,000 lb. Axle, Hydraulic Brakes, 1.231" Pin Diameter, 8.910" Length, (Contains Nylon Bushing, Two Keyway, Two Straight Oil Groove)		8500N	1
	7,000 lb. Axle, Hydraulic Brakes, 1.241" X 8.910", (Contains Metal Bushing, Oversize, Two Keyway, Two Straight Oil Groove)		8500B010	1
1986-1980	7,000 lb. Axle, Hydraulic Brakes, 1.231" X 8.910", (Contains Metal Bushing, Two Keyway, Two Straight Oil Groove)		8500B	1
1986-1976	9,000 lb. Axle, Air Brakes, 1.607" X 9.080", (Contains Metal Bushing, Two Keyways)		8573B	1
1983-1980	9,000 lb. Axle, 1.434" X 8.500", (Contains Metal Bushing, Two Keyways)		8519B	1
	9000 Lb Axle, 1.444" X 8.500", (Contains Metal Bushing, Two Keyways)		8519B010	1
1983-1975	9,000 lb. Axle, Hydraulic Brakes, 1.434" Pin Diameter, 8.500" Length, (Contains Nylon Bushing, Two Keyways)		8519N	1
1979-1976	12,000 lb. Axle, Air Brakes, 1.794" X 10.070", (Contains Metal Bushing, Two Keyways)		8572B	1
	16,000 lb. Axle, Air Brakes, 1.999" Pin Diameter, 11.212" Length, (Contains Metal Bushing, Two Keyways)		8571B	1
1979-1973	12,000 lb. Axle, Hydraulic Brakes, 1.794" Pin Diameter, 9.120" Length, (Contains Metal Bushing, Two Keyways)		8489B	1
	12,000 lb. Axle, Hydraulic Brakes, 1.794" Pin Diameter, 9.120" Length, (Contains Nylon Bushing, Two Keyways)		8489N	1
1975	7,000 lb. Axle, Air Brakes, From Serial Number W40,001, 1.433" X 8.250", (Contains Metal Bushing, Two Keyways)		8568B	1
	9,000 lb. Axle, Air Brakes, From Serial Number W40,001, 1.607" X 9.080", (Contains Metal Bushing, Two Keyways)		8573B	1
	12,000 lb. Axle, Air Brakes, From Serial Number W40,001, 1.794" X 10.070", (Contains Metal Bushing, Two Keyways)		8572B	1
	16,000 lb. Axle, Air Brakes, From Serial Number W40,001, 1.999" Pin Diameter, 11.212" Length, (Contains Metal Bushing, Two Keyways)		8571B	1
	7,000 lb. Axle, Air Brakes, Thru Serial Number W40,000, 1.231" Pin Diameter, 8.910" Length, (Contains Nylon Bushing, Two Keyway, Two Straight Oil Groove)		8500N	1
	7,000 lb. Axle, Air Brakes, Thru Serial Number W40,000, 1.241" X 8.910", (Contains Metal Bushing, Oversize, Two Keyway, Two Straight Oil Groove)		8500B010	1
	9,000 lb. Axle, Air Brakes, Thru Serial Number W40,000, 1.434" Pin Diameter, 8.500" Length, (Contains Nylon Bushing, Two Keyways)		8519N	1
	12,000 lb. Axle, Air Brakes, Thru Serial Number W40,000, 1.794" Pin Diameter, 9.120" Length, (Contains Metal Bushing, Two Keyways)		8489B	1
	12,000 lb. Axle, Air Brakes, Thru Serial Number W40,000, 1.794" Pin Diameter, 9.120" Length, (Contains Nylon Bushing, Two Keyways)		8489N	1
1975-1973	12,000 lb. Axle, Center Point Steering, 1.607" Pin Diameter, 8.812" Length, (Contains Metal Bushing, Two Keyways)		8514B	1
1974-1973	9,000 lb. Axle, 1.434" Pin Diameter, 8.500" Length, (Contains Nylon Bushing, Two Keyways)		8519N	1
	12,000 lb. Axle, Air Brakes, 1.794" Pin Diameter, 9.120" Length, (Contains Metal Bushing, Two Keyways)		8489B	1
	12,000 lb. Axle, Air Brakes, 1.794" Pin Diameter, 9.120" Length, (Contains Nylon Bushing, Two Keyways)		8489N	1
1974-1970	7,000 lb. Axle, 1.231" Pin Diameter, 8.910" Length, (Contains Nylon Bushing, Two Keyway, Two Straight Oil Groove)		8500N	1
	7,000 lb. Axle, 1.241" X 8.910", (Contains Metal Bushing, Oversize, Two Keyway, Two Straight Oil Groove)		8500B010	1
1970	7,000 lb. Axle, Thru Serial Number G90001, 1.234" Pin Diameter, 7.440" Length, (Contains Metal Bushing)		8507B	1
	7,000 lb. Axle, Thru Serial Number G90001, 1.234" Pin Diameter, 7.440" Length, (Contains Nylon Bushing)		8507N	1
	7,000 lb. Axle, Thru Serial Number G90001, 1.234" Pin Diameter, 7.500" Length, (Contains Metal Bushing, One Keyway)		8357B	1

FORD TRUCK-700, 7000 Series (Cont.)

FRONT SUSPENSION (Cont.)

Year	Model/Application	Part	P/C Qty	Figure
C700				
King Bolt Set				
1970 (Cont.)	7,000 lb. Axle, Thru Serial Number G90001, 1.234" Pin Diameter, 7.500" Length, (Contains Nylon Bushing, One Keyway)	8357N	1	
1969-1957	7,000 lb. Axle, 1.234" Pin Diameter, 7.440" Length, (Contains Metal Bushing) 7,000 lb. Axle, 1.234" Pin Diameter, 7.440" Length, (Contains Nylon Bushing) 7,000 lb. Axle, 1.234" Pin Diameter, 7.500" Length, (Contains Metal Bushing, One Keyway) 7,000 lb. Axle, 1.234" Pin Diameter, 7.500" Length, (Contains Nylon Bushing, One Keyway)	8507B 8507N 8357B 8357N	1 1 1 1	
Leaf Spring Shackle				
1987-1957	Rear	K201116	2	
C7000				
King Bolt Set				
1986-1980	12,000 lb. Axle, 1.794" X 10.070", (Contains Metal Bushing, Two Keyways) 7,000 lb. Axle, Hydraulic Brakes, 1.231" X 8.910", (Contains Metal Bushing, Two Keyway, Two Straight Oil Groove)	8572B 8500B	1 1	
1986-1976	7,000 lb. Axle, Air Brakes, 1.433" X 8.250", (Contains Metal Bushing, Two Keyways) 9,000 lb. Axle, Air Brakes, 1.607" X 9.080", (Contains Metal Bushing, Two Keyways)	8568B 8573B	1 1	
1986-1975	16,000 lb. Axle, 18,000 lb. Axle, 1.999" Pin Diameter, 11.212" Length, (Contains Metal Bushing, Two Keyways) 7,000 lb. Axle, Hydraulic Brakes, 1.231" Pin Diameter, 8.910" Length, (Contains Nylon Bushing, Two Keyway, Two Straight Oil Groove) 7,000 lb. Axle, Hydraulic Brakes, 1.241" X 8.910", (Contains Metal Bushing, Oversize, Two Keyway, Two Straight Oil Groove)	8571B 8500N 8500B010	1 1 1	
1983-1980	9,000 lb. Axle, 1.434" X 8.500", (Contains Metal Bushing, Two Keyways) 9,000 lb. Axle, 1.444" X 8.500", (Contains Metal Bushing, Two Keyways)	8519B 8519B010	1 1	
1983-1975	9,000 lb. Axle, Hydraulic Brakes, 1.434" Pin Diameter, 8.500" Length, (Contains Nylon Bushing, Two Keyways)	8519N	1	
1979-1976	12,000 lb. Axle, Air Brakes, 1.794" X 10.070", (Contains Metal Bushing, Two Keyways) 16,000 lb. Axle, Air Brakes, 1.999" Pin Diameter, 11.212" Length, (Contains Metal Bushing, Two Keyways)	8572B 8571B	1 1	
1979-1973	12,000 lb. Axle, Hydraulic Brakes, 1.794" Pin Diameter, 9.120" Length, (Contains Metal Bushing, Two Keyways) 12,000 lb. Axle, Hydraulic Brakes, 1.794" Pin Diameter, 9.120" Length, (Contains Nylon Bushing, Two Keyways)	8489B 8489N	1 1	
1975	7,000 lb. Axle, Air Brakes, From Serial Number W40,001, 1.433" X 8.250", (Contains Metal Bushing, Two Keyways) 9,000 lb. Axle, Air Brakes, From Serial Number W40,001, 1.607" X 9.080", (Contains Metal Bushing, Two Keyways) 16,000 lb. Axle, Air Brakes, From Serial Number W40,001, 1.999" Pin Diameter, 11.212" Length, (Contains Metal Bushing, Two Keyways) 7,000 lb. Axle, Air Brakes, Thru Serial Number W40,000, 1.231" Pin Diameter, 8.910" Length, (Contains Nylon Bushing, Two Keyway, Two Straight Oil Groove) 7,000 lb. Axle, Air Brakes, Thru Serial Number W40,000, 1.241" X 8.910", (Contains Metal Bushing, Oversize, Two Keyway, Two Straight Oil Groove) 9,000 lb. Axle, Air Brakes, Thru Serial Number W40,000, 1.434" Pin Diameter, 8.500" Length, (Contains Nylon Bushing, Two Keyways) 12,000 lb. Axle, Air Brakes, Thru Serial Number W40,000, 1.794" Pin Diameter, 9.120" Length, (Contains Metal Bushing, Two Keyways) 12,000 lb. Axle, Air Brakes, Thru Serial Number W40,000, 1.794" Pin Diameter, 9.120" Length, (Contains Nylon Bushing, Two Keyways)	8568B 8573B 8571B 8500N 8500B010 8519N 8489B 8489N	1 1 1 1 1 1 1 1	
1975-1973	12,000 lb. Axle, Center Point Steering, 1.607" Pin Diameter, 8.812" Length, (Contains Metal Bushing, Two Keyways)	8514B	1	
1974-1973	9,000 lb. Axle, 1.434" Pin Diameter, 8.500" Length, (Contains Nylon Bushing, Two Keyways) 12,000 lb. Axle, Air Brakes, 1.794" Pin Diameter, 9.120" Length, (Contains Metal Bushing, Two Keyways) 12,000 lb. Axle, Air Brakes, 1.794" Pin Diameter, 9.120" Length, (Contains Nylon Bushing, Two Keyways)	8519N 8489B 8489N	1 1 1	
1974-1970	7,000 lb. Axle, 1.231" Pin Diameter, 8.910" Length, (Contains Nylon Bushing, Two Keyway, Two Straight Oil Groove) 7,000 lb. Axle, 1.241" X 8.910", (Contains Metal Bushing, Oversize, Two Keyway, Two Straight Oil Groove)	8500N 8500B010	1 1	
1970	7,000 lb. Axle, Thru Serial Number G90001, 1.234" Pin Diameter, 7.440" Length, (Contains Metal Bushing) 7,000 lb. Axle, Thru Serial Number G90001, 1.234" Pin Diameter, 7.440" Length, (Contains Nylon Bushing) 7,000 lb. Axle, Thru Serial Number G90001, 1.234" Pin Diameter, 7.500" Length, (Contains Metal Bushing, One Keyway) 7,000 lb. Axle, Thru Serial Number G90001, 1.234" Pin Diameter, 7.500" Length, (Contains Nylon Bushing, One Keyway)	8507B 8507N 8357B 8357N	1 1 1 1	
1969-1968	7,000 lb. Axle, 1.234" Pin Diameter, 7.440" Length, (Contains Metal Bushing) 7,000 lb. Axle, 1.234" Pin Diameter, 7.440" Length, (Contains Nylon Bushing) 7,000 lb. Axle, 1.234" Pin Diameter, 7.500" Length, (Contains Metal Bushing, One Keyway)	8507B 8507N 8357B	1 1 1	

(Cont.) 700, 7000 Series-FORD TRUCK

FRONT SUSPENSION (Cont.)				
Year	Model/Application	Part	P/C Qty	Figure
C7000				
King Bolt Set				
1969-1968 (Cont.)	7,000 lb. Axle, 1.234" Pin Diameter, 7.500" Length, (Contains Nylon Bushing, One Keyway)	8357N	1	
CF7000				
King Bolt Set				
1989	12,000 lb. Axle, Steel Axle, 1.790" X 10.070", (Contains Composite Bushing, Two Keyways)	8643B	1	
1989-1986	12,000 lb. Axle, 1.794" X 10.070", (Contains Metal Bushing, Two Keyways)	8572B	1	
	16,000 lb. Axle, 18,000 lb. Axle, 1.999" Pin Diameter, 11.212" Length, (Contains Metal Bushing, Two Keyways)	8571B	1	
	7,000 lb. Axle, 9,000 lb. Axle, Air Brakes, 1.433" X 8.250", (Contains Metal Bushing, Two Keyways)	8568B	1	
	7,000 lb. Axle, Hydraulic Brakes, 1.231" Pin Diameter, 8.910" Length, (Contains Nylon Bushing, Two Keyway, Two Straight Oil Groove)	8500N	1	
	7,000 lb. Axle, Hydraulic Brakes, 1.231" X 8.910", (Contains Metal Bushing, Two Keyway, Two Straight Oil Groove)	8500B	1	
	7,000 lb. Axle, Hydraulic Brakes, 1.241" X 8.910", (Contains Metal Bushing, Oversize, Two Keyway, Two Straight Oil Groove)	8500B010	1	
1986	9,000 lb. Axle, Air Brakes, 1.607" X 9.080", (Contains Metal Bushing, Two Keyways)	8573B	1	
F700				
King Bolt Set				
1990	10,000 lb. Axle, Aluminum Axle, 1.743" X 10.061", (Contains Composite Bushing, Two Keyways)	80068C	1	
1990-1989	7,000 lb. Axle, 1.300" X 7.757", (Contains Metal Bushing, Two Keyways)	8639B	1	
	8,000 lb. Axle, 9,000 lb. Axle, Screw-in End Cap, Air Brakes, 1.435" X 8.240", (Contains Metal Bushing, Two Keyways)	8653B	1	
	12,000 lb. Axle, Steel Axle, 1.790" X 10.070", (Contains Composite Bushing, Two Keyways)	8643B	1	
1990-1982	10,000 lb. Axle, 1.794" X 10.070", (Contains Metal Bushing, Two Keyways)	8572B	1	
1990-1975	9,000 lb. Axle, Air Brakes, From Serial Number W40,001, 1.433" X 8.250", (Contains Metal Bushing, Two Keyways)	8568B	1	
1988-1980	6,000 lb. Axle, 1.231" X 8.910", (Contains Metal Bushing, Two Keyway, Two Straight Oil Groove)	8500B	1	
	7,000 lb. Axle, Hydraulic Brakes, 1.231" X 8.910", (Contains Metal Bushing, Two Keyway, Two Straight Oil Groove)	8500B	1	
1988-1975	7,000 lb. Axle, From Serial Number G90,001, Hydraulic Brakes, 1.231" Pin Diameter, 8.910" Length, (Contains Nylon Bushing, Two Keyway, Two Straight Oil Groove)	8500N	1	
	7,000 lb. Axle, From Serial Number G90,001, Hydraulic Brakes, 1.241" X 8.910", (Contains Metal Bushing, Oversize, Two Keyway, Two Straight Oil Groove)	8500B010	1	
1988-1967	6,000 lb. Axle, 1.231" Pin Diameter, 8.910" Length, (Contains Nylon Bushing, Two Keyway, Two Straight Oil Groove)	8500N	1	
	6,000 lb. Axle, 1.241" X 8.910", (Contains Metal Bushing, Oversize, Two Keyway, Two Straight Oil Groove)	8500B010	1	
1986-1983	9,000 lb. Axle, Air Brakes, 1.607" X 9.080", (Contains Metal Bushing, Two Keyways)	8573B	1	
1986-1980	5500 Lb Axle, 1.231" X 7.860", (Contains Metal Bushing, One Keyway)	8609B	1	
	5500 Lb Axle, 1.241" X 7.860", (Contains Metal Bushing, Two Keyway, Two Straight Oil Groove)	8488B010	1	
1986-1961	5,500 lb. Axle, 1.231" Pin Diameter, 7.860" Length, (Contains Metal Bushing, Two Keyway, Two Straight Oil Groove)	8488B	1	
1979-1975	9,000 lb. Axle, Hydraulic Brakes, 1.434" Pin Diameter, 8.500" Length, (Contains Nylon Bushing, Two Keyways)	8519N	1	
1975	7,000 lb. Axle, Air Brakes, Thru Serial Number W40,000, 1.231" Pin Diameter, 8.910" Length, (Contains Nylon Bushing, Two Keyway, Two Straight Oil Groove)	8500N	1	
	7,000 lb. Axle, Air Brakes, Thru Serial Number W40,000, 1.241" X 8.910", (Contains Metal Bushing, Oversize, Two Keyway, Two Straight Oil Groove)	8500B010	1	
	9,000 lb. Axle, Air Brakes, Thru Serial Number W40,000, 1.434" Pin Diameter, 8.500" Length, (Contains Nylon Bushing, Two Keyways)	8519N	1	
1974-1968	9,000 lb. Axle, 1.434" Pin Diameter, 8.500" Length, (Contains Nylon Bushing, Two Keyways)	8519N	1	
1970-1957	7,000 lb. Axle, Thru Serial Number G90001, 1.234" Pin Diameter, 7.440" Length, (Contains Metal Bushing)	8507B	1	
	7,000 lb. Axle, Thru Serial Number G90001, 1.234" Pin Diameter, 7.440" Length, (Contains Nylon Bushing)	8507N	1	
1968	6,000 lb. Axle, From Serial Number C70001, 1.231" Pin Diameter, 8.910" Length, (Contains Nylon Bushing, Two Keyway, Two Straight Oil Groove)	8500N	1	
	6,000 lb. Axle, From Serial Number C70001, 1.241" X 8.910", (Contains Metal Bushing, Oversize, Two Keyway, Two Straight Oil Groove)	8500B010	1	
1966-1957	6,000 lb. Axle, Thru Serial Number C70000, 1.234" Pin Diameter, 7.500" Length, (Contains Metal Bushing, One Keyway)	8357B	1	
	6,000 lb. Axle, Thru Serial Number C70000, 1.234" Pin Diameter, 7.500" Length, (Contains Nylon Bushing, One Keyway)	8357N	1	
Leaf Spring Bolt				
1987-1980	12000 Lb Front Axle, 9000 Lb Axle	Rear	K150357	2 F121
Leaf Spring Bushing				
1966-1963		Rear	K201110	2 F121

FORD TRUCK-700, 7000 Series (Cont.)

FRONT SUSPENSION (Cont.)

Year	Model/Application	Part	P/C Qty	Figure	
F700					
Leaf Spring Bushing					
1962-1961		Front	K201110	2	F121
Leaf Spring Shackle					
1990-1980	10000, 11000, Or 12000 Lb Front Axle	Rear	K150347	2	
1960	25000 Lb GVW	Rear	K201116	2	
Leaf Spring Shackle Bushing					
1962-1961		Upper	K201110	2	F121
F7000					
King Bolt Set					
1987-1984	6,000 lb. Axle, 1.231" Pin Diameter, 8.910" Length, (Contains Nylon Bushing, Two Keyway, Two Straight Oil Groove)		8500N	1	
	6,000 lb. Axle, 1.231" X 8.910", (Contains Metal Bushing, Two Keyway, Two Straight Oil Groove)		8500B	1	
	6,000 lb. Axle, 1.241" X 8.910", (Contains Metal Bushing, Oversize, Two Keyway, Two Straight Oil Groove)		8500B010	1	
	10,000 lb. Axle, 12,000 lb. Axle, 1.794" X 10.070", (Contains Metal Bushing, Two Keyways)		8572B	1	
	7,000 lb. Axle, 9,000 lb. Axle, Air Brakes, From Serial Number W40,001, 1.433" X 8.250", (Contains Metal Bushing, Two Keyways)		8568B	1	
	7,000 lb. Axle, From Serial Number G90,001, Hydraulic Brakes, 1.231" Pin Diameter, 8.910" Length, (Contains Nylon Bushing, Two Keyway, Two Straight Oil Groove)		8500N	1	
	7,000 lb. Axle, From Serial Number G90,001, Hydraulic Brakes, 1.241" X 8.910", (Contains Metal Bushing, Oversize, Two Keyway, Two Straight Oil Groove)		8500B010	1	
	7,000 lb. Axle, Hydraulic Brakes, 1.231" X 8.910", (Contains Metal Bushing, Two Keyway, Two Straight Oil Groove)		8500B	1	
1986-1984	5,500 lb. Axle, 1.231" Pin Diameter, 7.860" Length, (Contains Metal Bushing, Two Keyway, Two Straight Oil Groove)		8488B	1	
	5500 Lb Axle, 1.231" X 7.860", (Contains Metal Bushing, One Keyway)		8609B	1	
	9,000 lb. Axle, Air Brakes, 1.607" X 9.080", (Contains Metal Bushing, Two Keyways)		8573B	1	
LN700					
King Bolt Set					
1986-1985	9,000 lb. Axle, Air Brakes, 1.433" X 8.250", (Contains Metal Bushing, Two Keyways)		8568B	1	
1986-1975	7,000 lb. Axle, Air Brakes, From Serial Number W40,001, 1.433" X 8.250", (Contains Metal Bushing, Two Keyways)		8568B	1	
	7,000 lb. Axle, Hydraulic Brakes, 1.231" Pin Diameter, 8.910" Length, (Contains Nylon Bushing, Two Keyway, Two Straight Oil Groove)		8500N	1	
	7,000 lb. Axle, Hydraulic Brakes, 1.241" X 8.910", (Contains Metal Bushing, Oversize, Two Keyway, Two Straight Oil Groove)		8500B010	1	
	9,000 lb. Axle, Hydraulic Brakes, 1.434" Pin Diameter, 8.500" Length, (Contains Nylon Bushing, Two Keyways)		8519N	1	
1985-1980	9000 Lb Axle, Hydraulic Brakes, 1.444" X 8.500", (Contains Metal Bushing, Two Keyways)		8519B010	1	
	7,000 lb. Axle, Hydraulic Brakes, 1.231" X 8.910", (Contains Metal Bushing, Two Keyway, Two Straight Oil Groove)		8500B	1	
	9,000 lb. Axle, Hydraulic Brakes, 1.434" X 8.500", (Contains Metal Bushing, Two Keyways)		8519B	1	
1983-1975	9,000 lb. Axle, Air Brakes, 1.433" X 8.250", (Contains Metal Bushing, Two Keyways)		8568B	1	
1979-1970	6,000 lb. Axle, 1.231" Pin Diameter, 8.910" Length, (Contains Nylon Bushing, Two Keyway, Two Straight Oil Groove)		8500N	1	
	6,000 lb. Axle, 1.241" X 8.910", (Contains Metal Bushing, Oversize, Two Keyway, Two Straight Oil Groove)		8500B010	1	
1975	7,000 lb. Axle, Air Brakes, Thru Serial Number W40,000, 1.231" Pin Diameter, 8.910" Length, (Contains Nylon Bushing, Two Keyway, Two Straight Oil Groove)		8500N	1	
	7,000 lb. Axle, Air Brakes, Thru Serial Number W40,000, 1.241" X 8.910", (Contains Metal Bushing, Oversize, Two Keyway, Two Straight Oil Groove)		8500B010	1	
	9,000 lb. Axle, Air Brakes, Thru Serial Number W40,000, 1.434" Pin Diameter, 8.500" Length, (Contains Nylon Bushing, Two Keyways)		8519N	1	
1974-1970	5,000 lb. Axle, 5,500 lb. Axle, 1.231" Pin Diameter, 7.860" Length, (Contains Metal Bushing, Two Keyway, Two Straight Oil Groove)		8488B	1	
	9,000 lb. Axle, 1.434" Pin Diameter, 8.500" Length, (Contains Nylon Bushing, Two Keyways)		8519N	1	
Leaf Spring Bolt					
1985-1980		Front	K150304	2	F121
1979-1970		Front	K150304	2	
Leaf Spring Bushing					
1985-1970		Front	K201110	2	
LN7000					
King Bolt Set					
1986-1985	9,000 lb. Axle, Air Brakes, 1.433" X 8.250", (Contains Metal Bushing, Two Keyways)		8568B	1	
1986-1981	9000 Lb Axle, Hydraulic Brakes, 1.444" X 8.500", (Contains Metal Bushing, Two Keyways)		8519B010	1	
	7,000 lb. Axle, Hydraulic Brakes, 1.231" X 8.910", (Contains Metal Bushing, Two Keyway, Two Straight Oil Groove)		8500B	1	

(Cont.) 700, 7000 Series-FORD TRUCK

FRONT SUSPENSION (Cont.)				
Year	Model/Application	Part	P/C Qty	Figure
LN7000				
King Bolt Set				
1986-1981 (Cont.)	9,000 lb. Axle, Hydraulic Brakes, 1.434" X 8.500", (Contains Metal Bushing, Two Keyways)	8519B	1	
1986-1975	7,000 lb. Axle, Air Brakes, From Serial Number W40,001, 1.433" X 8.250", (Contains Metal Bushing, Two Keyways)	8568B	1	
	7,000 lb. Axle, Hydraulic Brakes, 1.231" Pin Diameter, 8.910" Length, (Contains Nylon Bushing, Two Keyway, Two Straight Oil Groove)	8500N	1	
	7,000 lb. Axle, Hydraulic Brakes, 1.241" X 8.910", (Contains Metal Bushing, Oversize, Two Keyway, Two Straight Oil Groove)	8500B010	1	
	9,000 lb. Axle, Hydraulic Brakes, 1.434" Pin Diameter, 8.500" Length, (Contains Nylon Bushing, Two Keyways)	8519N	1	
1983-1975	9,000 lb. Axle, Air Brakes, 1.433" X 8.250", (Contains Metal Bushing, Two Keyways)	8568B	1	
1979-1970	6,000 lb. Axle, 1.231" Pin Diameter, 8.910" Length, (Contains Nylon Bushing, Two Keyway, Two Straight Oil Groove)	8500N	1	
	6,000 lb. Axle, 1.241" X 8.910", (Contains Metal Bushing, Oversize, Two Keyway, Two Straight Oil Groove)	8500B010	1	
1975	7,000 lb. Axle, Air Brakes, Thru Serial Number W40,000, 1.231" Pin Diameter, 8.910" Length, (Contains Nylon Bushing, Two Keyway, Two Straight Oil Groove)	8500N	1	
	7,000 lb. Axle, Air Brakes, Thru Serial Number W40,000, 1.241" X 8.910", (Contains Metal Bushing, Oversize, Two Keyway, Two Straight Oil Groove)	8500B010	1	
	9,000 lb. Axle, Air Brakes, Thru Serial Number W40,000, 1.434" Pin Diameter, 8.500" Length, (Contains Nylon Bushing, Two Keyways)	8519N	1	
1974-1970	5,000 lb. Axle, 5,500 lb. Axle, 1.231" Pin Diameter, 7.860" Length, (Contains Metal Bushing, Two Keyway, Two Straight Oil Groove)	8488B	1	
	9,000 lb. Axle, 1.434" Pin Diameter, 8.500" Length, (Contains Nylon Bushing, Two Keyways)	8519N	1	
T700 Ford Truck				
Leaf Spring Shackle				
1960	25000 Lb GVW	Rear K201116	2	
STEERING				
Year	Model/Application	Part	P/C Qty	Figure
B700				
Drag Link Assembly				
1990	10,000 lb. Axle, 12,000 lb. Axle, 19.23" Center To Center, (Greaseable Socket Reduces Corrosion/Wear)	DS1204 ‡	1	
1990-1989	6,000 lb. Axle, 7,000 lb. Axle, 20.66" Center To Center, (Greaseable Socket Reduces Corrosion/Wear)	DS1191 ‡	1	
1990-1988	8,000 lb. Axle, 20.30" Center To Center, (Greaseable Socket Reduces Corrosion/Wear)	DS1192 ‡	1	
1989-1980	9,000 lb. Axle, 19.23" Center To Center, (Greaseable Socket Reduces Corrosion/Wear)	DS949 ‡	1	
1988-1987	6,000 lb. Axle, 7,000 lb. Axle, 19.29" Center To Center, (Greaseable Socket Reduces Corrosion/Wear)	DS1190 ‡	1	
1987	6,000 lb. Axle, Thru 12/87, 19.25" Center To Center, (Greaseable Socket Reduces Corrosion/Wear)	DS948 ‡	1	
1986-1980	6,000 lb. Axle, 19.25" Center To Center, (Greaseable Socket Reduces Corrosion/Wear)	DS948 ‡	1	
1979-1977	5,000 lb. Axle, 9,000 lb. Axle, Hydraulic Brakes, 16.64" Center To Center, (Greaseable Socket Reduces Corrosion/Wear)	DS800 ‡	1	
1979-1975	7,000 lb. Axle, 15.85" Center To Center	DS945	1	
	9,000 lb. Axle, 16.49" Center To Center, (Greaseable Socket Reduces Corrosion/Wear)	DS952 ‡	1	
	6,000 lb. Axle, Manual Steering, 16.64" Center To Center, (Greaseable Socket Reduces Corrosion/Wear)	DS800 ‡	1	
1975-1967	5,000 lb. Axle, 5,500 lb. Axle, 16.64" Center To Center, (Greaseable Socket Reduces Corrosion/Wear)	DS800 ‡	1	
1966-1960	6,000 lb. Axle, 7,000 lb. Axle, Manual Steering, 16.25" Center To Center, (Greaseable Socket Reduces Corrosion/Wear)	DS733 ‡	1	
Tie Rod End				
1989-1975	8,000 lb. Axle, 9,000 lb. Axle, 5.86" Length, 1.000" - 16 Threads, (Greaseable Socket Reduces Corrosion/Wear)	Left ES2036R ‡	1	
	8,000 lb. Axle, 9,000 lb. Axle, 5.86" Length, 1.000" - 16 Threads, (Greaseable Socket Reduces Corrosion/Wear)	Right ES2035L ‡	1	
1988-1976	7,000 lb. Axle, Air Brakes, 5.86" Length, 1.000" - 16 Threads, (Greaseable Socket Reduces Corrosion/Wear)	Left ES2035L ‡	1	
	7,000 lb. Axle, Air Brakes, 5.86" Length, 1.000" - 16 Threads, (Greaseable Socket Reduces Corrosion/Wear)	Right ES2036R ‡	1	
1987-1967	5,000 lb. Axle, 6,000 lb. Axle, 1.000" - 16 Threads, 4.45" Length, (Greaseable Socket Reduces Corrosion/Wear)	Left ES373L ‡	1	
	5,000 lb. Axle, 6,000 lb. Axle, 1.000" - 16 Threads, 4.45" Length, (Greaseable Socket Reduces Corrosion/Wear)	Right ES373R ‡	1	
1983-1975	7,000 lb. Axle, Hydraulic Brakes, 1.000" - 16 Threads, 4.45" Length, (Greaseable Socket Reduces Corrosion/Wear)	Left ES373L ‡	1	
	7,000 lb. Axle, Hydraulic Brakes, 1.000" - 16 Threads, 4.45" Length, (Greaseable Socket Reduces Corrosion/Wear)	Right ES373R ‡	1	

FORD TRUCK-700, 7000 Series (Cont.)

STEERING (Cont.)

Year	Model/Application	Part	P/C Qty	Figure
B700				
Tie Rod End				
1975	7,000 lb. Axle, Air Brakes, From Serial Number W40,001, 5.86" Length, 1.000" - 16 Threads, (Greaseable Socket Reduces Corrosion/Wear)	Left	ES2035L ‡	1
		Right	ES2036R ‡	1
1969-1961	6,000 lb. Axle, .875" - 18 Threads, 4.44" Length	Left	ES2083L	1
		Right	ES2082R	1
1966-1964	6,000 lb. Axle, 3.750" Length, .875" - 18 Threads, (Greaseable Socket Reduces Corrosion/Wear)	Left	ES194L ‡	1
1966-1963	5,000 lb. Axle, .750" - 16 Threads, 3.50" Length, (Left Hand Threads, Includes Sunoloy-Coated Metal Bearing To Combine Durability With Smooth Stud Swing)	Left	ES150L ‡	1
		Right	ES150R ‡	1
1966-1961	5,500 lb. Axle, Manual Steering, .750" - 16 Threads, 3.50" Length, (Left Hand Threads, Includes Sunoloy-Coated Metal Bearing To Combine Durability With Smooth Stud Swing)	Left	ES150L ‡	1
		Right	ES150R ‡	1
1966-1960	7,000 lb. Axle, 1.000" - 16 Threads, 3.88" Length	Left	ES304L	1
		Right	ES304R	1
1963-1960	6,000 lb. Axle, Manual Steering, 3.750" Length, .875" - 18 Threads, (Greaseable Socket Reduces Corrosion/Wear)	Left	ES194L ‡	1
		Right	ES194R ‡	1
1959-1957	6,000 lb. Axle, 3.750" Length, .875" - 18 Threads, (Greaseable Socket Reduces Corrosion/Wear)	Left	ES194L ‡	1
C700				
Drag Link Assembly				
1987-1980	7,000 lb. Axle, Air Brakes, Manual Steering, 37.07" Length		DS1035	1
			DS943	1
1980-1976	9,000 lb. Axle, Air Brakes, Power Steering, 36.31" Center To Center		DS943	1
1980-1976	7,000 lb. Axle, Integral Power Steering, Air Brakes, 36.31" Center To Center		DS943	1
Tie Rod Assembly				
1987-1983	12,000 lb. Axle, 13,000 lb. Axle, 65.80" Length		DS1367A	1
1982	12,000 lb. Axle, From 3/82, 65.80" Length		DS1367A	1
Tie Rod End				
1987-1980	12,000 lb. Axle, 16,000 lb. Axle, 18,000 lb. Axle, 5.440" Length, 1.125" - 12 Threads, (Greaseable Socket Reduces Corrosion/Wear)	Left	ES423L ‡	1
		Right	ES423R ‡	1
1987-1975	7,000 lb. Axle, Air Brakes, 5.86" Length, 1.000" - 16 Threads, (Greaseable Socket Reduces Corrosion/Wear)	Left	ES2035L ‡	1
		Right	ES2036R ‡	1
1987-1970	7,000 lb. Axle, Hydraulic Brakes, 1.000" - 16 Threads, 4.45" Length, (Greaseable Socket Reduces Corrosion/Wear)	Left	ES373L ‡	1
		Right	ES373R ‡	1
1986-1980	9000 Lb Axle, Hydraulic Brakes, 4.88" Length, (Greaseable Socket Reduces Corrosion/Wear)	Right Outer	ES187R ‡	1
1986-1960	9,000 lb. Axle, Hydraulic Brakes, 1.125" - 12 Threads, 4.88" Length, (Greaseable Socket Reduces Corrosion/Wear)	Left	ES187L ‡	1
1975-1970	7,000 lb. Axle, Air Brakes, 1.000" - 16 Threads, 4.45" Length, (Greaseable Socket Reduces Corrosion/Wear)	Left	ES373L ‡	1
		Right	ES373R ‡	1
1975-1968	9,000 lb. Axle, Air Brakes, 1.125" - 12 Threads, 4.88" Length, (Greaseable Socket Reduces Corrosion/Wear)	Left	ES187L ‡	1
1970-1954	7,000 lb. Axle, 1.000" - 16 Threads, 3.88" Length	Left	ES304L	1
		Right	ES304R	1
C7000				
Drag Link Assembly				
1986-1980	7,000 lb. Axle, 9,000 lb. Axle, Air Brakes, Manual Steering, 37.07" Length		DS1035	1
			DS943	1
1980-1976	9,000 lb. Axle, Air Brakes, Power Steering, 36.31" Center To Center		DS943	1
1980-1976	7,000 lb. Axle, Integral Power Steering, Air Brakes, 36.31" Center To Center		DS943	1
Tie Rod Assembly				
1986-1983	12,000 lb. Axle, 65.80" Length		DS1367A	1
1982	12,000 lb. Axle, From 3/82, 65.80" Length		DS1367A	1

(Cont.) 700, 7000 Series-FORD TRUCK

STEERING (Cont.)				
Year	Model/Application	Part	P/C Qty	Figure
C7000				
Tie Rod End				
1986-1980	12,000 lb. Axle, 16,000 lb. Axle, 18,000 lb. Axle, 5.440" Length, 1.125" - 12 Threads, (Greaseable Socket Reduces Corrosion/Wear)	Left	ES423L ‡	1
	12,000 lb. Axle, 16,000 lb. Axle, 18,000 lb. Axle, 5.440" Length, 1.125" - 12 Threads, (Greaseable Socket Reduces Corrosion/Wear)	Right	ES423R ‡	1
	9000 Lb Axle, Hydraulic Brakes, 4.88" Length, (Greaseable Socket Reduces Corrosion/Wear)	Right Outer	ES187R ‡	1
1986-1975	7,000 lb. Axle, 9,000 lb. Axle, Air Brakes, 5.86" Length, 1.000" - 16 Threads, (Greaseable Socket Reduces Corrosion/Wear)	Left	ES2035L ‡	1
	7,000 lb. Axle, 9,000 lb. Axle, Air Brakes, 5.86" Length, 1.000" - 16 Threads, (Greaseable Socket Reduces Corrosion/Wear)	Right	ES2036R ‡	1
1986-1970	7,000 lb. Axle, Hydraulic Brakes, 1.000" - 16 Threads, 4.45" Length, (Greaseable Socket Reduces Corrosion/Wear)	Left	ES373L ‡	1
	7,000 lb. Axle, Hydraulic Brakes, 1.000" - 16 Threads, 4.45" Length, (Greaseable Socket Reduces Corrosion/Wear)	Right	ES373R ‡	1
1986-1968	9,000 lb. Axle, Hydraulic Brakes, 1.125" - 12 Threads, 4.88" Length, (Greaseable Socket Reduces Corrosion/Wear)	Left	ES187L ‡	1
1975-1970	7,000 lb. Axle, Air Brakes, 1.000" - 16 Threads, 4.45" Length, (Greaseable Socket Reduces Corrosion/Wear)	Left	ES373L ‡	1
	7,000 lb. Axle, Air Brakes, 1.000" - 16 Threads, 4.45" Length, (Greaseable Socket Reduces Corrosion/Wear)	Right	ES373R ‡	1
1975-1968	9,000 lb. Axle, Air Brakes, 1.125" - 12 Threads, 4.88" Length, (Greaseable Socket Reduces Corrosion/Wear)	Left	ES187L ‡	1
1970-1968	7,000 lb. Axle, 1.000" - 16 Threads, 3.88" Length	Left	ES304L	1
	7,000 lb. Axle, 1.000" - 16 Threads, 3.88" Length	Right	ES304R	1
CF7000				
Drag Link Assembly				
1990-1986	7,000 lb. Axle, Air Brakes, Manual Steering, 37.07" Length		DS1035	1
1989-1986	9,000 lb. Axle, Air Brakes, Power Steering, 36.31" Center To Center		DS943	1
Tie Rod Assembly				
1990-1986	12,000 lb. Axle, 13,000 lb. Axle, 65.80" Length		DS1367A	1
Tie Rod End				
1990	9000 Lb Axle, 5.86" Length, 1.000" - 16 Threads, (Greaseable Socket Reduces Corrosion/Wear)	Left Outer	ES2035L ‡	1
	9000 Lb Axle, 5.86" Length, 1.000" - 16 Threads, (Greaseable Socket Reduces Corrosion/Wear)	Right Outer	ES2036R ‡	1
1989-1986	12,000 lb. Axle, 16,000 lb. Axle, 18,000 lb. Axle, 5.440" Length, 1.125" - 12 Threads, (Greaseable Socket Reduces Corrosion/Wear)	Left	ES423L ‡	1
	12,000 lb. Axle, 16,000 lb. Axle, 18,000 lb. Axle, 5.440" Length, 1.125" - 12 Threads, (Greaseable Socket Reduces Corrosion/Wear)	Right	ES423R ‡	1
	7,000 lb. Axle, Air Brakes, 5.86" Length, 1.000" - 16 Threads, (Greaseable Socket Reduces Corrosion/Wear)	Left	ES2035L ‡	1
	7,000 lb. Axle, Air Brakes, 5.86" Length, 1.000" - 16 Threads, (Greaseable Socket Reduces Corrosion/Wear)	Right	ES2036R ‡	1
	7,000 lb. Axle, Hydraulic Brakes, 1.000" - 16 Threads, 4.45" Length, (Greaseable Socket Reduces Corrosion/Wear)	Left	ES373L ‡	1
	7,000 lb. Axle, Hydraulic Brakes, 1.000" - 16 Threads, 4.45" Length, (Greaseable Socket Reduces Corrosion/Wear)	Right	ES373R ‡	1
1986	9,000 lb. Axle, Hydraulic Brakes, 1.125" - 12 Threads, 4.88" Length, (Greaseable Socket Reduces Corrosion/Wear)	Left	ES187L ‡	1
F700				
Drag Link Assembly				
1990	10,000 lb. Axle, Aluminum Axle, 19.23" Center To Center, (Greaseable Socket Reduces Corrosion/Wear)		DS1204 ‡	1
	10,000 lb. Axle, Aluminum Axle, 32.62" Center To Center		DS1207	1
1990-1989	6,000 lb. Axle, 7,000 lb. Axle, 20.66" Center To Center, (Greaseable Socket Reduces Corrosion/Wear)		DS1191 ‡	1
1990-1988	8,000 lb. Axle, 9,000 lb. Axle, 20.30" Center To Center, (Greaseable Socket Reduces Corrosion/Wear)		DS1192 ‡	1
1990-1980	7,000 lb. Axle, 19.25" Center To Center, (Greaseable Socket Reduces Corrosion/Wear)		DS948 ‡	1
1989-1988	10,000 lb. Axle, 12,000 lb. Axle, 19.23" Center To Center, (Greaseable Socket Reduces Corrosion/Wear)		DS1204 ‡	1
1987-1982	10,000 lb. Axle, 12,000 lb. Axle, 19.23" Center To Center, (Greaseable Socket Reduces Corrosion/Wear)		DS1204 ‡	1
1987-1980	9,000 lb. Axle, 19.23" Center To Center, (Greaseable Socket Reduces Corrosion/Wear)		DS949 ‡	1
1979-1975	7,000 lb. Axle, From Serial Number W40,001, 15.85" Center To Center		DS945	1
	9,000 lb. Axle, From Serial Number W40,001, 16.49" Center To Center, (Greaseable Socket Reduces Corrosion/Wear)		DS952 ‡	1
1979-1967	5,000 lb. Axle, 5,500 lb. Axle, 6,000 lb. Axle, 16.64" Center To Center, (Greaseable Socket Reduces Corrosion/Wear)		DS800 ‡	1

FORD TRUCK-700, 7000 Series (Cont.)

STEERING (Cont.)

Year	Model/Application	Part	P/C Qty	Figure
F700				
Drag Link Assembly				
1975-1973	9,000 lb. Axle, Manual Steering, 17.02" Center To Center	DS872	1	
1975-1967	7,000 lb. Axle, Thru Serial Number W40,000, Manual Steering, 16.64" Center To Center, (Greaseable Socket Reduces Corrosion/Wear)	DS800 ‡	1	
1968-1967	7,000 lb. Axle, Power Steering, 16.64" Center To Center, (Greaseable Socket Reduces Corrosion/Wear)	DS800 ‡	1	
Tie Rod Adjusting Sleeve				
1990	10,000 lb. Axle, 59.34" Length, (Cross Tube And Clamp Assembly)	DS1379S	1	
Tie Rod Assembly				
1990-1983	10,000 lb. Axle, 12,000 lb. Axle, 65.80" Length	DS1367A	1	
1982	12,000 lb. Axle, From 3/82, 65.80" Length	DS1367A	1	
Tie Rod End				
1990	Except Low Profile Option, 6000 Lb Axle, 4.93" Length, (Greaseable Socket Reduces Corrosion/Wear) Left Outer Except Low Profile Option, 6000 Lb Axle, 4.93" Length, (Greaseable Socket Reduces Corrosion/Wear) Right Outer 6,000 lb. Axle, 7,000 lb. Axle, Low Profile, Hydraulic Brakes, 13.25" Length, 1.438" - 12 Threads Left 6,000 lb. Axle, 7,000 lb. Axle, Low Profile, Hydraulic Brakes, 13.25" Length, 1.438" - 12 Threads Right	ES2061L ‡ ES2062R ‡ ES3039L ES3040R	1 1 1 1	
1990-1982	10,000 lb. Axle, 12,000 lb. Axle, 5.440" Length, 1.125" - 12 Threads, (Greaseable Socket Reduces Corrosion/Wear) Left 10,000 lb. Axle, 12,000 lb. Axle, 5.440" Length, 1.125" - 12 Threads, (Greaseable Socket Reduces Corrosion/Wear) Right	ES423L ‡ ES423R ‡	1 1	
1990-1975	7,000 lb. Axle, 9,000 lb. Axle, Air Brakes, 5.86" Length, 1.000" - 16 Threads, (Greaseable Socket Reduces Corrosion/Wear) Left 7,000 lb. Axle, 9,000 lb. Axle, Air Brakes, 5.86" Length, 1.000" - 16 Threads, (Greaseable Socket Reduces Corrosion/Wear) Right	ES2035L ‡ ES2036R ‡	1 1	
1990-1967	6,000 lb. Axle, 1.000" - 16 Threads, 4.45" Length, (Greaseable Socket Reduces Corrosion/Wear) Left 6,000 lb. Axle, 1.000" - 16 Threads, 4.45" Length, (Greaseable Socket Reduces Corrosion/Wear) Right 7,000 lb. Axle, Hydraulic Brakes, 1.000" - 16 Threads, 4.45" Length, (Greaseable Socket Reduces Corrosion/Wear) Left 7,000 lb. Axle, Hydraulic Brakes, 1.000" - 16 Threads, 4.45" Length, (Greaseable Socket Reduces Corrosion/Wear) Right	ES373L ‡ ES373R ‡ ES373L ‡ ES373R ‡	1 1 1 1	
1979-1976	9,000 lb. Axle, Hydraulic Brakes, Manual Steering, 1.125" - 12 Threads, 4.88" Length, (Greaseable Socket Reduces Corrosion/Wear) Left	ES187L ‡	1	
1975	9,000 lb. Axle, Thru Serial Number W40,000, Manual Steering, 1.125" - 12 Threads, 4.88" Length, (Greaseable Socket Reduces Corrosion/Wear) Left	ES187L ‡	1	
1975-1967	7,000 lb. Axle, Air Brakes, 1.000" - 16 Threads, 4.45" Length, (Greaseable Socket Reduces Corrosion/Wear) Left 7,000 lb. Axle, Air Brakes, 1.000" - 16 Threads, 4.45" Length, (Greaseable Socket Reduces Corrosion/Wear) Right	ES373L ‡ ES373R ‡	1 1	
1974-1968	9,000 lb. Axle, Manual Steering, 1.125" - 12 Threads, 4.88" Length, (Greaseable Socket Reduces Corrosion/Wear) Left	ES187L ‡	1	
1966-1961	6,000 lb. Axle, .875" - 18 Threads, 4.44" Length Left 6,000 lb. Axle, .875" - 18 Threads, 4.44" Length Right 7,000 lb. Axle, 1.000" - 16 Threads, 3.88" Length Left 7,000 lb. Axle, 1.000" - 16 Threads, 3.88" Length Right 5,000 lb. Axle, 5,500 lb. Axle, Manual Steering, .750" - 16 Threads, 3.50" Length, (Left Hand Threads, Includes Sunoloy-Coated Metal Bearing To Combine Durability With Smooth Stud Swing) Left 5,000 lb. Axle, 5,500 lb. Axle, Manual Steering, .750" - 16 Threads, 3.50" Length, (Right Hand Threads, Includes Sunoloy-Coated Metal Bearing To Combine Durability With Smooth Stud Swing) Right	ES2083L ES2082R ES304L ES304R ES150L ‡ ES150R ‡	1 1 1 1 1 1	
1966-1956	6,000 lb. Axle, 3.750" Length, .875" - 18 Threads, (Greaseable Socket Reduces Corrosion/Wear) Left 6,000 lb. Axle, 3.750" Length, .875" - 18 Threads, (Greaseable Socket Reduces Corrosion/Wear) Right	ES194L ‡ ES194R ‡	1 1	
F7000				
Drag Link Assembly				
1987-1984	7,000 lb. Axle, 19.25" Center To Center, (Greaseable Socket Reduces Corrosion/Wear)	DS948 ‡	1	
1986-1984	9,000 lb. Axle, 19.23" Center To Center, (Greaseable Socket Reduces Corrosion/Wear)	DS949 ‡	1	
1983	7000 Lb Axle, 19.25" Center To Center, (Greaseable Socket Reduces Corrosion/Wear)	DS948 ‡	1	
Tie Rod Assembly				
1987-1984	11,000 lb. Axle, 12,000 lb. Axle, 65.80" Length	DS1367A	1	
Tie Rod End				
1987-1984	6,000 lb. Axle, 1.000" - 16 Threads, 4.45" Length, (Greaseable Socket Reduces Corrosion/Wear) Left 6,000 lb. Axle, 1.000" - 16 Threads, 4.45" Length, (Greaseable Socket Reduces Corrosion/Wear) Right 10,000 lb. Axle, 12,000 lb. Axle, 5.440" Length, 1.125" - 12 Threads, (Greaseable Socket Reduces Corrosion/Wear) Left	ES373L ‡ ES373R ‡ ES423L ‡	1 1 1	

(Cont.) 700, 7000 Series-FORD TRUCK

STEERING (Cont.)				
Year	Model/Application	Part	P/C Qty	Figure
F7000				
Tie Rod End				
1987-1984 (Cont.)	10,000 lb. Axle, 12,000 lb. Axle, 5.440" Length, 1.125" - 12 Threads, (Greaseable Socket Reduces Corrosion/Wear)	Right	ES423R ‡	1
	7,000 lb. Axle, 9,000 lb. Axle, Air Brakes, 5.86" Length, 1.000" - 16 Threads, (Greaseable Socket Reduces Corrosion/Wear)	Left	ES2035L ‡	1
	7,000 lb. Axle, 9,000 lb. Axle, Air Brakes, 5.86" Length, 1.000" - 16 Threads, (Greaseable Socket Reduces Corrosion/Wear)	Right	ES2036R ‡	1
	7,000 lb. Axle, Hydraulic Brakes, 1.000" - 16 Threads, 4.45" Length, (Greaseable Socket Reduces Corrosion/Wear)	Left	ES373L ‡	1
	7,000 lb. Axle, Hydraulic Brakes, 1.000" - 16 Threads, 4.45" Length, (Greaseable Socket Reduces Corrosion/Wear)	Right	ES373R ‡	1
	LN700			
Drag Link Assembly				
1986-1977	9,000 lb. Axle, Air Brakes, 18.74" Center To Center		DS954	1
1985-1975	7,000 lb. Axle, Air Brakes, 18.89" Center To Center		DS946	1
Tie Rod End				
1986-1975	7,000 lb. Axle, 9,000 lb. Axle, Air Brakes, 5.86" Length, 1.000" - 16 Threads, (Greaseable Socket Reduces Corrosion/Wear)	Left	ES2035L ‡	1
	7,000 lb. Axle, 9,000 lb. Axle, Air Brakes, 5.86" Length, 1.000" - 16 Threads, (Greaseable Socket Reduces Corrosion/Wear)	Right	ES2036R ‡	1
1986-1970	7,000 lb. Axle, Hydraulic Brakes, 1.000" - 16 Threads, 4.45" Length, (Greaseable Socket Reduces Corrosion/Wear)	Left	ES373L ‡	1
	7,000 lb. Axle, Hydraulic Brakes, 1.000" - 16 Threads, 4.45" Length, (Greaseable Socket Reduces Corrosion/Wear)	Right	ES373R ‡	1
	9,000 lb. Axle, Hydraulic Brakes, 1.125" - 12 Threads, 4.88" Length, (Greaseable Socket Reduces Corrosion/Wear)	Left	ES187L ‡	1
	9,000 lb. Axle, Hydraulic Brakes, 1.125" - 12 Threads, 4.88" Length, (Greaseable Socket Reduces Corrosion/Wear)	Right	ES187R ‡	1
1979-1970	6,000 lb. Axle, 1.000" - 16 Threads, 4.45" Length, (Greaseable Socket Reduces Corrosion/Wear)	Left	ES373L ‡	1
	6,000 lb. Axle, 1.000" - 16 Threads, 4.45" Length, (Greaseable Socket Reduces Corrosion/Wear)	Right	ES373R ‡	1
1975-1973	9,000 lb. Axle, Air Brakes, 1.125" - 12 Threads, 4.88" Length, (Greaseable Socket Reduces Corrosion/Wear)	Left	ES187L ‡	1
1975-1970	7,000 lb. Axle, Air Brakes, 1.000" - 16 Threads, 4.45" Length, (Greaseable Socket Reduces Corrosion/Wear)	Left	ES373L ‡	1
	7,000 lb. Axle, Air Brakes, 1.000" - 16 Threads, 4.45" Length, (Greaseable Socket Reduces Corrosion/Wear)	Right	ES373R ‡	1
LN7000				
Drag Link Assembly				
1986-1977	9,000 lb. Axle, Air Brakes, 18.74" Center To Center		DS954	1
1983-1975	7,000 lb. Axle, Air Brakes, 18.89" Center To Center		DS946	1
Tie Rod End				
1986-1981	9000 Lb Axle, Hydraulic Brakes, 4.88" Length, (Greaseable Socket Reduces Corrosion/Wear)	Right Outer	ES187R ‡	1
1986-1975	7,000 lb. Axle, 9,000 lb. Axle, Air Brakes, 5.86" Length, 1.000" - 16 Threads, (Greaseable Socket Reduces Corrosion/Wear)	Left	ES2035L ‡	1
	7,000 lb. Axle, 9,000 lb. Axle, Air Brakes, 5.86" Length, 1.000" - 16 Threads, (Greaseable Socket Reduces Corrosion/Wear)	Right	ES2036R ‡	1
1986-1970	7,000 lb. Axle, Hydraulic Brakes, 1.000" - 16 Threads, 4.45" Length, (Greaseable Socket Reduces Corrosion/Wear)	Left	ES373L ‡	1
	7,000 lb. Axle, Hydraulic Brakes, 1.000" - 16 Threads, 4.45" Length, (Greaseable Socket Reduces Corrosion/Wear)	Right	ES373R ‡	1
	9,000 lb. Axle, Hydraulic Brakes, 1.125" - 12 Threads, 4.88" Length, (Greaseable Socket Reduces Corrosion/Wear)	Left	ES187L ‡	1
	9,000 lb. Axle, Hydraulic Brakes, 1.125" - 12 Threads, 4.88" Length, (Greaseable Socket Reduces Corrosion/Wear)	Right	ES187R ‡	1
1979-1970	6,000 lb. Axle, 1.000" - 16 Threads, 4.45" Length, (Greaseable Socket Reduces Corrosion/Wear)	Left	ES373L ‡	1
	6,000 lb. Axle, 1.000" - 16 Threads, 4.45" Length, (Greaseable Socket Reduces Corrosion/Wear)	Right	ES373R ‡	1
1975-1973	9,000 lb. Axle, Air Brakes, 1.125" - 12 Threads, 4.88" Length, (Greaseable Socket Reduces Corrosion/Wear)	Left	ES187L ‡	1
1975-1970	7,000 lb. Axle, Air Brakes, 1.000" - 16 Threads, 4.45" Length, (Greaseable Socket Reduces Corrosion/Wear)	Left	ES373L ‡	1
	7,000 lb. Axle, Air Brakes, 1.000" - 16 Threads, 4.45" Length, (Greaseable Socket Reduces Corrosion/Wear)	Right	ES373R ‡	1
REAR SUSPENSION				
Year	Model/Application	Part	P/C Qty	Figure
B700				
Leaf Spring Bolt				
1987-1980	(Cast Brackets)	Front	K150344	2

FORD TRUCK-700, 7000 Series (Cont.)

REAR SUSPENSION (Cont.)

Year	Model/Application	Part	P/C Qty	Figure
B700				
Leaf Spring Bolt				
1979-1973		Front	K150344	2
1972-1962		Front	K150359	2
F700				
Leaf Spring Bolt				
1987-1980	(Cast Brackets)	Front	K150344	2
1972-1962		Front	K150359	2
LN700				
Leaf Spring Bolt				
1987-1973		Front	K150344	2
1972-1970		Front	K150359	2

FORD TRUCK-800, 8000 Series

FRONT SUSPENSION

Year	Model/Application	Part	P/C Qty	Figure
C8000				
King Bolt Set				
1988-1987	9000 Lb Axle, Hydraulic Brakes, 1.434" Pin Diameter, 8.500" Length, (Contains Nylon Bushing, Two Keyways)	8519N	1	
1988-1980	7,000 lb. Axle, 1.231" Pin Diameter, 8.910" Length, (Contains Nylon Bushing, Two Keyway, Two Straight Oil Groove)	8500N	1	
	7,000 lb. Axle, 1.231" X 8.910", (Contains Metal Bushing, Two Keyway, Two Straight Oil Groove)	8500B	1	
1988-1975	16,000 lb. Axle, 18,000 lb. Axle, 20,000 lb. Axle, 1.999" Pin Diameter, 11.212" Length, (Contains Metal Bushing, Two Keyways)	8571B	1	
1986-1980	9,000 lb. Axle, 1.434" X 8.500", (Contains Metal Bushing, Two Keyways)	8519B	1	
	9000 Lb Axle, 1.444" X 8.500", (Contains Metal Bushing, Two Keyways)	8519B010	1	
	9,000 lb. Axle, Hydraulic Brakes, 1.434" Pin Diameter, 8.500" Length, (Contains Nylon Bushing, Two Keyways)	8519N	1	
1986-1976	9,000 lb. Axle, 12,000 lb. Axle, Air Brakes, 1.794" X 10.070", (Contains Metal Bushing, Two Keyways)	8572B	1	
1980-1976	15,000 lb. Axle, Air Brakes, 1.999" Pin Diameter, 11.212" Length, (Contains Metal Bushing, Two Keyways)	8571B	1	
1979-1973	12,000 lb. Axle, Hydraulic Brakes, 1.794" Pin Diameter, 9.120" Length, (Contains Metal Bushing, Two Keyways)	8489B	1	
	12,000 lb. Axle, Hydraulic Brakes, 1.794" Pin Diameter, 9.120" Length, (Contains Nylon Bushing, Two Keyways)	8489N	1	
1975	12,000 lb. Axle, Air Brakes, From Serial Number W40,001, 1.794" X 10.070", (Contains Metal Bushing, Two Keyways)	8572B	1	
	15,000 lb. Axle, Air Brakes, From Serial Number W40,001, 1.999" Pin Diameter, 11.212" Length, (Contains Metal Bushing, Two Keyways)	8571B	1	
	12,000 lb. Axle, Air Brakes, Thru Serial Number W40,000, 1.794" Pin Diameter, 9.120" Length, (Contains Metal Bushing, Two Keyways)	8489B	1	
	12,000 lb. Axle, Air Brakes, Thru Serial Number W40,000, 1.794" Pin Diameter, 9.120" Length, (Contains Nylon Bushing, Two Keyways)	8489N	1	
1975-1968	12,000 lb. Axle, Center Point Steering, 1.607" Pin Diameter, 8.812" Length, (Contains Metal Bushing, Two Keyways)	8514B	1	
	12,000 lb. Axle, Center Point Steering, 1.607" Pin Diameter, 8.812" Length, (Contains Nylon Bushing, Two Keyways)	8514N	1	
1974-1973	12,000 lb. Axle, Air Brakes, 1.794" Pin Diameter, 9.120" Length, (Contains Metal Bushing, Two Keyways)	8489B	1	
	12,000 lb. Axle, Air Brakes, 1.794" Pin Diameter, 9.120" Length, (Contains Nylon Bushing, Two Keyways)	8489N	1	
1972-1968	9,000 lb. Axle, 1.434" Pin Diameter, 8.500" Length, (Contains Nylon Bushing, Two Keyways)	8519N	1	
	9,000 lb. Axle, 1.607" X 9.080", (Contains Metal Bushing, Two Keyways)	8573B	1	
	12,000 lb. Axle, 1.794" Pin Diameter, 9.120" Length, (Contains Metal Bushing, Two Keyways)	8489B	1	
	12,000 lb. Axle, 1.794" Pin Diameter, 9.120" Length, (Contains Nylon Bushing, Two Keyways)	8489N	1	
CF8000				
King Bolt Set				
1990	9,000 lb. Axle, Air Brakes, 1.607" X 9.080", (Contains Metal Bushing, Two Keyways)	8573B	1	
	10,000 lb. Axle, 12,000 lb. Axle, Aluminum Axle, 1.743" X 10.061", (Contains Composite Bushing, Two Keyways)	80068C	1	
1990-1987	12,000 lb. Axle, 1.794" X 10.070", (Contains Metal Bushing, Two Keyways)	8572B	1	
1989	12,000 lb. Axle, Steel Axle, 1.790" X 10.070", (Contains Composite Bushing, Two Keyways)	8643B	1	
1988-1987	16,000 lb. Axle, 1.999" Pin Diameter, 11.212" Length, (Contains Metal Bushing, Two Keyways)	8571B	1	
	9000 Lb Axle, Hydraulic Brakes, 1.444" X 8.500", (Contains Metal Bushing, Two Keyways)	8519B010	1	

(Cont.) 800, 8000 Series-FORD TRUCK**FRONT SUSPENSION (Cont.)**

Year	Model/Application	Part	P/C Qty	Figure
CF8000				
King Bolt Set				
1988-1987 (Cont.)	9,000 lb. Axle, Hydraulic Brakes, 1.434" Pin Diameter, 8.500" Length, (Contains Nylon Bushing, Two Keyways)	8519N	1	
	9,000 lb. Axle, Hydraulic Brakes, 1.434" X 8.500", (Contains Metal Bushing, Two Keyways)	8519B	1	
CFT8000				
King Bolt Set				
1990	9,000 lb. Axle, Air Brakes, 1.607" X 9.080", (Contains Metal Bushing, Two Keyways)	8573B	1	
	10,000 lb. Axle, 12,000 lb. Axle, Aluminum Axle, 1.743" X 10.061", (Contains Composite Bushing, Two Keyways)	80068C	1	
1990-1988	12,000 lb. Axle, 1.794" X 10.070", (Contains Metal Bushing, Two Keyways)	8572B	1	
1989	12,000 lb. Axle, Steel Axle, 1.790" X 10.070", (Contains Composite Bushing, Two Keyways)	8643B	1	
1988	16,000 lb. Axle, 1.999" Pin Diameter, 11.212" Length, (Contains Metal Bushing, Two Keyways)	8571B	1	
	9,000 lb. Axle, Hydraulic Brakes, 1.434" Pin Diameter, 8.500" Length, (Contains Nylon Bushing, Two Keyways)	8519N	1	
F8000				
King Bolt Set				
1990	10,000 lb. Axle, Aluminum Axle, 1.743" X 10.061", (Contains Composite Bushing, Two Keyways)	80068C	1	
1990-1989	7,000 lb. Axle, 1.300" X 7.757", (Contains Metal Bushing, Two Keyways)	8639B	1	
	12,000 lb. Axle, Steel Axle, 1.790" X 10.070", (Contains Composite Bushing, Two Keyways)	8643B	1	
1990-1987	10,000 lb. Axle, Except Aluminum Axle, 1.794" X 10.070", (Contains Metal Bushing, Two Keyways)	8572B	1	
1990-1984	6,000 lb. Axle, 1.231" Pin Diameter, 8.910" Length, (Contains Nylon Bushing, Two Keyway, Two Straight Oil Groove)	8500N	1	
	9,000 lb. Axle, Air Brakes, 1.433" X 8.250", (Contains Metal Bushing, Two Keyways)	8568B	1	
1988-1984	7,000 lb. Axle, Hydraulic Brakes, 1.231" Pin Diameter, 8.910" Length, (Contains Nylon Bushing, Two Keyway, Two Straight Oil Groove)	8500N	1	
	7,000 lb. Axle, Hydraulic Brakes, 1.241" X 8.910", (Contains Metal Bushing, Oversize, Two Keyway, Two Straight Oil Groove)	8500B010	1	
1987-1984	6,000 lb. Axle, 1.231" X 8.910", (Contains Metal Bushing, Two Keyway, Two Straight Oil Groove)	8500B	1	
	12,000 lb. Axle, 1.794" X 10.070", (Contains Metal Bushing, Two Keyways)	8572B	1	
	7,000 lb. Axle, Hydraulic Brakes, 1.231" X 8.910", (Contains Metal Bushing, Two Keyway, Two Straight Oil Groove)	8500B	1	
1983	7000 Lb Axle, Hydraulic Brakes, 1.231" X 8.910", (Contains Nylon Bushing, Two Keyway, Two Straight Oil Groove)	8500N	1	
	9000 Lb Axle, Air Brakes, 1.607" X 9.080", (Contains Metal Bushing, Two Keyways)	8573B	1	
L800				
King Bolt Set				
1985	16000 Lb Axle, 1.999" Pin Diameter, 11.212" Length, (Contains Metal Bushing, Two Keyways)	8571B	1	
	18000 Lb Axle, 1.999" Pin Diameter, 11.212" Length, (Contains Metal Bushing, Two Keyways)	8571B	1	
	20000 Lb Axle, 1.999" Pin Diameter, 11.212" Length, (Contains Metal Bushing, Two Keyways)	8571B	1	
	7000 Lb Axle, 1.433" X 8.250", (Contains Metal Bushing, Two Keyways)	8568B	1	
	7000 Lb Axle, Hydraulic Brakes, 1.231" X 8.910", (Contains Metal Bushing, Two Keyway, Two Straight Oil Groove)	8500B	1	
	9000 Lb Axle, Air Brakes, 1.607" X 9.080", (Contains Metal Bushing, Two Keyways)	8573B	1	
	9000 Lb Axle, Hydraulic Brakes, 1.434" Pin Diameter, 8.500" Length, (Contains Nylon Bushing, Two Keyways)	8519N	1	
	9000 Lb Axle, Hydraulic Brakes, 1.434" X 8.500", (Contains Metal Bushing, Two Keyways)	8519B	1	
1985-1981	7000 Lb Axle, Hydraulic Brakes, 1.241" X 8.910", (Contains Metal Bushing, Oversize, Two Keyway, Two Straight Oil Groove)	8500B010	1	
1984-1983	9000 Lb Axle, Hydraulic Brakes, 1.444" X 8.500", (Contains Metal Bushing, Two Keyways)	8519B010	1	
	9,000 lb. Axle, Hydraulic Brakes, 1.434" X 8.500", (Contains Metal Bushing, Two Keyways)	8519B	1	
1984-1981	16,000 lb. Axle, 18,000 lb. Axle, 20,000 lb. Axle, 1.999" Pin Diameter, 11.212" Length, (Contains Metal Bushing, Two Keyways)	8571B	1	
	7,000 lb. Axle, Air Brakes, 1.433" X 8.250", (Contains Metal Bushing, Two Keyways)	8568B	1	
	9,000 lb. Axle, Air Brakes, 1.607" X 9.080", (Contains Metal Bushing, Two Keyways)	8573B	1	
	12,000 lb. Axle, Air Brakes, 1.794" X 10.070", (Contains Metal Bushing, Two Keyways)	8572B	1	
	7,000 lb. Axle, Hydraulic Brakes, 1.231" Pin Diameter, 8.910" Length, (Contains Nylon Bushing, Two Keyway, Two Straight Oil Groove)	8500N	1	
	7,000 lb. Axle, Hydraulic Brakes, 1.231" X 8.910", (Contains Metal Bushing, Two Keyway, Two Straight Oil Groove)	8500B	1	
	9,000 lb. Axle, Hydraulic Brakes, 1.434" Pin Diameter, 8.500" Length, (Contains Nylon Bushing, Two Keyways)	8519N	1	
	12,000 lb. Axle, Hydraulic Brakes, 1.794" Pin Diameter, 9.120" Length, (Contains Metal Bushing, Two Keyways)	8489B	1	
	12,000 lb. Axle, Hydraulic Brakes, 1.794" Pin Diameter, 9.120" Length, (Contains Nylon Bushing, Two Keyways)	8489N	1	
Leaf Spring Bolt				
1984-1981	6000, 7000, 9000, Or 12000 Lb Front Axle	Front	K150357	2
	6000, 7000, 9000, Or 12000 Lb Front Axle	Rear	K150357	2

FORD TRUCK-800, 8000 Series (Cont.)

FRONT SUSPENSION (Cont.)

Year	Model/Application	Part	P/C Qty	Figure
L800				
Leaf Spring Shackle				
1984-1981		Rear K150347	2	
L8000				
King Bolt Set				
1990	10,000 lb. Axle, 12,000 lb. Axle, Aluminum Axle, 1.743" X 10.061", (Contains Composite Bushing, Two Keyways)	80068C	1	
	7,000 lb. Axle, OEM Number Effect From 10/90, 1.300" X 7.757", (Contains Metal Bushing, Two Keyways)	8639B	1	
1990-1989	7,000 lb. Axle, OEM Number Effect Thru 10/90, 1.300" X 7.757", (Contains Metal Bushing, Two Keyways)	8639B	1	
	12,000 lb. Axle, Steel Axle, 1.790" X 10.070", (Contains Composite Bushing, Two Keyways)	8643B	1	
1990-1987	10,000 lb. Axle, Steel Axle, 1.794" X 10.070", (Contains Metal Bushing, Two Keyways)	8572B	1	
1990-1976	9,000 lb. Axle, Air Brakes, 1.607" X 9.080", (Contains Metal Bushing, Two Keyways)	8573B	1	
1990-1975	16,000 lb. Axle, 18,000 lb. Axle, 20,000 lb. Axle, 1.999" Pin Diameter, 11.212" Length, (Contains Metal Bushing, Two Keyways)	8571B	1	
1989	9,000 lb. Axle, Hydraulic Brakes, 1.610" X 9.080", (Contains Composite Bushing, Two Keyways)	8641B	1	
1989-1976	11,000 lb. Axle, 12,000 lb. Axle, Air Brakes, 1.794" X 10.070", (Contains Metal Bushing, Two Keyways)	8572B	1	
1988-1987	9,000 lb. Axle, 1.433" X 8.250", (Contains Metal Bushing, Two Keyways)	8568B	1	
1986-1976	7,000 lb. Axle, Hydraulic Brakes, 1.231" Pin Diameter, 8.910" Length, (Contains Nylon Bushing, Two Keyway, Two Straight Oil Groove)	8500N	1	
	7,000 lb. Axle, Hydraulic Brakes, 1.241" X 8.910", (Contains Metal Bushing, Oversize, Two Keyway, Two Straight Oil Groove)	8500B010	1	
1986-1975	9,000 lb. Axle, Hydraulic Brakes, 1.434" Pin Diameter, 8.500" Length, (Contains Nylon Bushing, Two Keyways)	8519N	1	
1986-1973	12,000 lb. Axle, Hydraulic Brakes, 1.794" Pin Diameter, 9.120" Length, (Contains Metal Bushing, Two Keyways)	8489B	1	
	12,000 lb. Axle, Hydraulic Brakes, 1.794" Pin Diameter, 9.120" Length, (Contains Nylon Bushing, Two Keyways)	8489N	1	
1984-1975	7,000 lb. Axle, Air Brakes, 1.433" X 8.250", (Contains Metal Bushing, Two Keyways)	8568B	1	
1975	9,000 lb. Axle, Air Brakes, From Serial Number W40,001, 1.607" X 9.080", (Contains Metal Bushing, Two Keyways)	8573B	1	
	12,000 lb. Axle, Air Brakes, From Serial Number W40,001, 1.794" X 10.070", (Contains Metal Bushing, Two Keyways)	8572B	1	
	9,000 lb. Axle, Air Brakes, Thru Serial Number W40,000, 1.434" Pin Diameter, 8.500" Length, (Contains Nylon Bushing, Two Keyways)	8519N	1	
	12,000 lb. Axle, Air Brakes, Thru Serial Number W40,000, 1.794" Pin Diameter, 9.120" Length, (Contains Metal Bushing, Two Keyways)	8489B	1	
	12,000 lb. Axle, Air Brakes, Thru Serial Number W40,000, 1.794" Pin Diameter, 9.120" Length, (Contains Nylon Bushing, Two Keyways)	8489N	1	
1975-1970	16,000 lb. Axle, 1.999" Pin Diameter, 11.040" Length, (Contains Metal Bushing, Two Keyways)	8518B	1	
	16,000 lb. Axle, 1.999" Pin Diameter, 11.040" Length, (Contains Nylon Bushing, Two Keyways)	8518N	1	
1975-1968	7,000 lb. Axle, 1.231" Pin Diameter, 8.910" Length, (Contains Nylon Bushing, Two Keyway, Two Straight Oil Groove)	8500N	1	
	7,000 lb. Axle, 1.241" X 8.910", (Contains Metal Bushing, Oversize, Two Keyway, Two Straight Oil Groove)	8500B010	1	
1974-1970	9,000 lb. Axle, 1.434" Pin Diameter, 8.500" Length, (Contains Nylon Bushing, Two Keyways)	8519N	1	
1972-1970	12,000 lb. Axle, 1.794" Pin Diameter, 9.120" Length, (Contains Metal Bushing, Two Keyways)	8489B	1	
	12,000 lb. Axle, 1.794" Pin Diameter, 9.120" Length, (Contains Nylon Bushing, Two Keyways)	8489N	1	
LN8000				
King Bolt Set				
1990	10,000 lb. Axle, 12,000 lb. Axle, Aluminum Axle, 1.743" X 10.061", (Contains Composite Bushing, Two Keyways)	80068C	1	
1990-1989	7,000 lb. Axle, 1.300" X 7.757", (Contains Metal Bushing, Two Keyways)	8639B	1	
	12,000 lb. Axle, Steel Axle, 1.790" X 10.070", (Contains Composite Bushing, Two Keyways)	8643B	1	
1990-1987	10,000 lb. Axle, Steel Axle, 1.794" X 10.070", (Contains Metal Bushing, Two Keyways)	8572B	1	
1990-1976	9,000 lb. Axle, Air Brakes, 1.607" X 9.080", (Contains Metal Bushing, Two Keyways)	8573B	1	
1990-1975	16,000 lb. Axle, 18,000 lb. Axle, 20,000 lb. Axle, 1.999" Pin Diameter, 11.212" Length, (Contains Metal Bushing, Two Keyways)	8571B	1	
1989-1976	11,000 lb. Axle, 12,000 lb. Axle, Air Brakes, 1.794" X 10.070", (Contains Metal Bushing, Two Keyways)	8572B	1	
1988-1987	9,000 lb. Axle, 1.433" X 8.250", (Contains Metal Bushing, Two Keyways)	8568B	1	
1986-1981	9000 Lb Axle, Hydraulic Brakes, 1.444" X 8.500", (Contains Metal Bushing, Two Keyways)	8519B010	1	
	7,000 lb. Axle, Hydraulic Brakes, 1.231" X 8.910", (Contains Metal Bushing, Two Keyway, Two Straight Oil Groove)	8500B	1	
	9,000 lb. Axle, Hydraulic Brakes, 1.434" X 8.500", (Contains Metal Bushing, Two Keyways)	8519B	1	
1986-1976	7,000 lb. Axle, Hydraulic Brakes, 1.231" Pin Diameter, 8.910" Length, (Contains Nylon Bushing, Two Keyway, Two Straight Oil Groove)	8500N	1	

(Cont.) 800, 8000 Series-FORD TRUCK**FRONT SUSPENSION (Cont.)**

Year	Model/Application	Part	P/C Qty	Figure
LN8000				
King Bolt Set				
1986-1976 (Cont.)	7,000 lb. Axle, Hydraulic Brakes, 1.241" X 8.910", (Contains Metal Bushing, Oversize, Two Keyway, Two Straight Oil Groove)	8500B010	1	
1986-1975	9,000 lb. Axle, Hydraulic Brakes, 1.434" Pin Diameter, 8.500" Length, (Contains Nylon Bushing, Two Keyways)	8519N	1	
1986-1973	12,000 lb. Axle, Hydraulic Brakes, 1.794" Pin Diameter, 9.120" Length, (Contains Metal Bushing, Two Keyways)	8489B	1	
	12,000 lb. Axle, Hydraulic Brakes, 1.794" Pin Diameter, 9.120" Length, (Contains Nylon Bushing, Two Keyways)	8489N	1	
1984-1975	7,000 lb. Axle, Air Brakes, 1.433" X 8.250", (Contains Metal Bushing, Two Keyways)	8568B	1	
1975	9,000 lb. Axle, Air Brakes, From Serial Number W40,001, 1.607" X 9.080", (Contains Metal Bushing, Two Keyways)	8573B	1	
	12,000 lb. Axle, Air Brakes, From Serial Number W40,001, 1.794" X 10.070", (Contains Metal Bushing, Two Keyways)	8572B	1	
	9,000 lb. Axle, Air Brakes, Thru Serial Number W40,000, 1.434" Pin Diameter, 8.500" Length, (Contains Nylon Bushing, Two Keyways)	8519N	1	
	12,000 lb. Axle, Air Brakes, Thru Serial Number W40,000, 1.794" Pin Diameter, 9.120" Length, (Contains Metal Bushing, Two Keyways)	8489B	1	
	12,000 lb. Axle, Air Brakes, Thru Serial Number W40,000, 1.794" Pin Diameter, 9.120" Length, (Contains Nylon Bushing, Two Keyways)	8489N	1	
1975-1970	16,000 lb. Axle, 1.999" Pin Diameter, 11.040" Length, (Contains Metal Bushing, Two Keyways)	8518B	1	
	16,000 lb. Axle, 1.999" Pin Diameter, 11.040" Length, (Contains Nylon Bushing, Two Keyways)	8518N	1	
1975-1968	7,000 lb. Axle, 1.231" Pin Diameter, 8.910" Length, (Contains Nylon Bushing, Two Keyway, Two Straight Oil Groove)	8500N	1	
	7,000 lb. Axle, 1.241" X 8.910", (Contains Metal Bushing, Oversize, Two Keyway, Two Straight Oil Groove)	8500B010	1	
1974-1970	9,000 lb. Axle, 1.434" Pin Diameter, 8.500" Length, (Contains Nylon Bushing, Two Keyways)	8519N	1	
1972-1970	12,000 lb. Axle, 1.794" Pin Diameter, 9.120" Length, (Contains Metal Bushing, Two Keyways)	8489B	1	
	12,000 lb. Axle, 1.794" Pin Diameter, 9.120" Length, (Contains Nylon Bushing, Two Keyways)	8489N	1	
STEERING				
Year	Model/Application	Part	P/C Qty	Figure
B800				
Drag Link Assembly				
1990-1989	6,000 lb. Axle, 7,000 lb. Axle, 20.66" Center To Center, (Greaseable Socket Reduces Corrosion/Wear)	DS1191 ‡	1	
1987-1980	6,000 lb. Axle, 15.27" Center To Center	DS963	1	
	9,000 lb. Axle, 19.23" Center To Center, (Greaseable Socket Reduces Corrosion/Wear)	DS949 ‡	1	
	7,000 lb. Axle, 7,500 lb. Axle, 19.25" Center To Center, (Greaseable Socket Reduces Corrosion/Wear)	DS948 ‡	1	
1979-1977	5,000 lb. Axle, 9,000 lb. Axle, Hydraulic Brakes, 16.64" Center To Center, (Greaseable Socket Reduces Corrosion/Wear)	DS800 ‡	1	
1979-1975	7,000 lb. Axle, 15.85" Center To Center	DS945	1	
	9,000 lb. Axle, 16.49" Center To Center, (Greaseable Socket Reduces Corrosion/Wear)	DS952 ‡	1	
	6,000 lb. Axle, Manual Steering, 16.64" Center To Center, (Greaseable Socket Reduces Corrosion/Wear)	DS800 ‡	1	
1975-1967	5,000 lb. Axle, 5,500 lb. Axle, 16.64" Center To Center, (Greaseable Socket Reduces Corrosion/Wear)	DS800 ‡	1	
1966-1960	6,000 lb. Axle, 7,000 lb. Axle, Manual Steering, 16.25" Center To Center, (Greaseable Socket Reduces Corrosion/Wear)	DS733 ‡	1	
Tie Rod End				
1989-1975	8,000 lb. Axle, 9,000 lb. Axle, 5.86" Length, 1.000" - 16 Threads, (Greaseable Socket Reduces Corrosion/Wear)	Left ES2036R ‡	1	
	8,000 lb. Axle, 9,000 lb. Axle, 5.86" Length, 1.000" - 16 Threads, (Greaseable Socket Reduces Corrosion/Wear)	Right ES2035L ‡	1	
1988-1975	7,000 lb. Axle, Air Brakes, 5.86" Length, 1.000" - 16 Threads, (Greaseable Socket Reduces Corrosion/Wear)	Left ES2035L ‡	1	
	7,000 lb. Axle, Air Brakes, 5.86" Length, 1.000" - 16 Threads, (Greaseable Socket Reduces Corrosion/Wear)	Right ES2036R ‡	1	
1987-1967	5,000 lb. Axle, 6,000 lb. Axle, 1.000" - 16 Threads, 4.45" Length, (Greaseable Socket Reduces Corrosion/Wear)	Left ES373L ‡	1	
	5,000 lb. Axle, 6,000 lb. Axle, 1.000" - 16 Threads, 4.45" Length, (Greaseable Socket Reduces Corrosion/Wear)	Right ES373R ‡	1	
1983-1975	7,000 lb. Axle, Hydraulic Brakes, 1.000" - 16 Threads, 4.45" Length, (Greaseable Socket Reduces Corrosion/Wear)	Left ES373L ‡	1	
	7,000 lb. Axle, Hydraulic Brakes, 1.000" - 16 Threads, 4.45" Length, (Greaseable Socket Reduces Corrosion/Wear)	Right ES373R ‡	1	
1969-1961	6,000 lb. Axle, .875" - 18 Threads, 4.44" Length	Left ES2083L	1	
	6,000 lb. Axle, .875" - 18 Threads, 4.44" Length	Right ES2082R	1	
1966-1964	6,000 lb. Axle, 3.750" Length, .875" - 18 Threads, (Greaseable Socket Reduces Corrosion/Wear)	Left ES194L ‡	1	

FORD TRUCK-800, 8000 Series (Cont.)

STEERING (Cont.)

Year	Model/Application	Part	P/C Qty	Figure
B800				
Tie Rod End				
1966-1963	5,000 lb. Axle, .750" - 16 Threads, 3.50" Length, (Left Hand Threads, Includes Sunoloy-Coated Metal Bearing To Combine Durability With Smooth Stud Swing)	Left ES150L ‡	1	
	5,000 lb. Axle, .750" - 16 Threads, 3.50" Length, (Right Hand Threads, Includes Sunoloy-Coated Metal Bearing To Combine Durability With Smooth Stud Swing)	Right ES150R ‡	1	
1966-1961	5,500 lb. Axle, Manual Steering, .750" - 16 Threads, 3.50" Length, (Left Hand Threads, Includes Sunoloy-Coated Metal Bearing To Combine Durability With Smooth Stud Swing)	Left ES150L ‡	1	
	5,500 lb. Axle, Manual Steering, .750" - 16 Threads, 3.50" Length, (Right Hand Threads, Includes Sunoloy-Coated Metal Bearing To Combine Durability With Smooth Stud Swing)	Right ES150R ‡	1	
1966-1960	7,000 lb. Axle, 1.000" - 16 Threads, 3.88" Length	Left ES304L	1	
	7,000 lb. Axle, 1.000" - 16 Threads, 3.88" Length	Right ES304R	1	
1963-1960	6,000 lb. Axle, Manual Steering, 3.750" Length, .875" - 18 Threads, (Greaseable Socket Reduces Corrosion/Wear)	Left ES194L ‡	1	
	6,000 lb. Axle, Power Steering, 3.750" Length, .875" - 18 Threads, (Greaseable Socket Reduces Corrosion/Wear)	Right ES194R ‡	1	
C8000				
Drag Link Assembly				
1989-1980	12,000 lb. Axle, 36.31" Center To Center	DS943	1	
	9,000 lb. Axle, Integral Power Steering, Air Brakes, 36.31" Center To Center	DS943	1	
1986-1980	9,000 lb. Axle, 12,000 lb. Axle, Air Brakes, Manual Steering, 37.07" Length	DS1035	1	
Tie Rod End				
1989	7000 Lb Axle, 1.000" - 16 Threads, 4.45" Length, (Greaseable Socket Reduces Corrosion/Wear)	Right Outer ES373R ‡	1	
	7000 Lb Axle, Air Brakes, 5.86" Length, 1.000" - 16 Threads, (Greaseable Socket Reduces Corrosion/Wear)	Left Outer ES2035L ‡	1	
	7000 Lb Axle, Air Brakes, 5.86" Length, 1.000" - 16 Threads, (Greaseable Socket Reduces Corrosion/Wear)	Right Outer ES2036R ‡	1	
	7000 Lb Axle, Hydraulic Brakes, 1.000" - 16 Threads, 4.45" Length, (Greaseable Socket Reduces Corrosion/Wear)	Left Outer ES373L ‡	1	
	9000 Lb Axle, Air Brakes, 5.86" Length, 1.000" - 16 Threads, (Greaseable Socket Reduces Corrosion/Wear)	Left Outer ES2035L ‡	1	
	9000 Lb Axle, Air Brakes, 5.86" Length, 1.000" - 16 Threads, (Greaseable Socket Reduces Corrosion/Wear)	Right Outer ES2036R ‡	1	
	9000 Lb Axle, Hydraulic Brakes, 4.88" Length, (Greaseable Socket Reduces Corrosion/Wear)	Right Outer ES187R ‡	1	
1988-1980	7,000 lb. Axle, Air Brakes, 5.86" Length, 1.000" - 16 Threads, (Greaseable Socket Reduces Corrosion/Wear)	Left ES2036R ‡	1	
	7,000 lb. Axle, Air Brakes, 5.86" Length, 1.000" - 16 Threads, (Greaseable Socket Reduces Corrosion/Wear)	Right ES2035L ‡	1	
	7,000 lb. Axle, Hydraulic Brakes, 1.000" - 16 Threads, 4.45" Length, (Greaseable Socket Reduces Corrosion/Wear)	Left ES373L ‡	1	
	7,000 lb. Axle, Hydraulic Brakes, 1.000" - 16 Threads, 4.45" Length, (Greaseable Socket Reduces Corrosion/Wear)	Right ES373R ‡	1	
	16,000 lb. Axle, 18,000 lb. Axle, 20,000 lb. Axle, 5.440" Length, 1.125" - 12 Threads, (Greaseable Socket Reduces Corrosion/Wear)	Left ES423L ‡	1	
1988-1975	16,000 lb. Axle, 18,000 lb. Axle, 20,000 lb. Axle, 5.440" Length, 1.125" - 12 Threads, (Greaseable Socket Reduces Corrosion/Wear)	Right ES423R ‡	1	
	12,000 lb. Axle, Air Brakes, 5.440" Length, 1.125" - 12 Threads, (Greaseable Socket Reduces Corrosion/Wear)	Left ES423L ‡	1	
	12,000 lb. Axle, Air Brakes, 5.440" Length, 1.125" - 12 Threads, (Greaseable Socket Reduces Corrosion/Wear)	Right ES423R ‡	1	
	9,000 lb. Axle, Air Brakes, 5.86" Length, 1.000" - 16 Threads, (Greaseable Socket Reduces Corrosion/Wear)	Left ES2035L ‡	1	
	9,000 lb. Axle, Air Brakes, 5.86" Length, 1.000" - 16 Threads, (Greaseable Socket Reduces Corrosion/Wear)	Right ES2036R ‡	1	
	9,000 lb. Axle, Hydraulic Brakes, 1.125" - 12 Threads, 4.88" Length, (Greaseable Socket Reduces Corrosion/Wear)	Left ES187L ‡	1	
	12,000 lb. Axle, Hydraulic Brakes, 5.750" Length, 1.250" - 12 Threads	Right ES2040R	1	
1975-1973	12,000 lb. Axle, 15,000 lb. Axle, Air Brakes, Thru Serial Number W40,000, 5.750" Length, 1.250" - 12 Threads	Right ES2040R	1	
1974-1973	15,000 lb. Axle, Air Brakes, 5.750" Length, 1.250" - 12 Threads	Right ES2040R	1	
1972-1968	12,000 lb. Axle, 15,000 lb. Axle, 5.750" Length, 1.250" - 12 Threads	Right ES2040R	1	
1970	12,000 lb. Axle, From Serial Number G70,001, 5.750" Length, 1.250" - 12 Threads	Right ES2040R	1	
	12,000 lb. Axle, Thru Serial Number G70,000, 5.750" Length, 1.250" - 12 Threads, (Anti-Tilt Seal)	Left ES346L	1	
	12,000 lb. Axle, Thru Serial Number G70,000, 5.750" Length, 1.250" - 12 Threads, (Anti-Tilt Seal)	Right ES346R	1	
1970-1968	9,000 lb. Axle, 1.125" - 12 Threads, 4.88" Length, (Greaseable Socket Reduces Corrosion/Wear)	Left ES187L ‡	1	
1969-1968	12,000 lb. Axle, 5.750" Length, 1.250" - 12 Threads, (Anti-Tilt Seal)	Left ES346L	1	
	12,000 lb. Axle, 5.750" Length, 1.250" - 12 Threads, (Anti-Tilt Seal)	Right ES346R	1	

(Cont.) 800, 8000 Series-FORD TRUCK

STEERING (Cont.)				
Year	Model/Application	Part	P/C Qty	Figure
CF8000				
Drag Link Assembly				
1990	16,000 lb. Axle, 18,000 lb. Axle, 32.62" Center To Center	DS1207	1	
Tie Rod Adjusting Sleeve				
1990	9,000 lb. Axle, 59.34" Length, (Cross Tube And Clamp Assembly)	DS1379S	1	
Tie Rod Assembly				
1990-1987	12,000 lb. Axle, 65.80" Length	DS1367A	1	
Tie Rod End				
1990-1987	12,000 lb. Axle, 5.440" Length, 1.125" - 12 Threads, (Greaseable Socket Reduces Corrosion/Wear)	Left	ES423L ‡	1
	12,000 lb. Axle, 5.440" Length, 1.125" - 12 Threads, (Greaseable Socket Reduces Corrosion/Wear)	Right	ES423R ‡	1
	9,000 lb. Axle, Air Brakes, 5.86" Length, 1.000" - 16 Threads, (Greaseable Socket Reduces Corrosion/Wear)	Left	ES2035L ‡	1
	9,000 lb. Axle, Air Brakes, 5.86" Length, 1.000" - 16 Threads, (Greaseable Socket Reduces Corrosion/Wear)	Right	ES2036R ‡	1
1988-1987	9,000 lb. Axle, Hydraulic Brakes, 1.125" - 12 Threads, 4.88" Length, (Greaseable Socket Reduces Corrosion/Wear)	Left	ES187L ‡	1
CFT8000				
Drag Link Assembly				
1990	16,000 lb. Axle, 18,000 lb. Axle, 32.62" Center To Center	DS1207	1	
Tie Rod Assembly				
1990-1988	12,000 lb. Axle, 65.80" Length	DS1367A	1	
Tie Rod End				
1990-1988	12,000 lb. Axle, 5.440" Length, 1.125" - 12 Threads, (Greaseable Socket Reduces Corrosion/Wear)	Left	ES423L ‡	1
	12,000 lb. Axle, 5.440" Length, 1.125" - 12 Threads, (Greaseable Socket Reduces Corrosion/Wear)	Right	ES423R ‡	1
	9,000 lb. Axle, Air Brakes, 5.86" Length, 1.000" - 16 Threads, (Greaseable Socket Reduces Corrosion/Wear)	Left	ES2035L ‡	1
	9,000 lb. Axle, Air Brakes, 5.86" Length, 1.000" - 16 Threads, (Greaseable Socket Reduces Corrosion/Wear)	Right	ES2036R ‡	1
1988	9,000 lb. Axle, Hydraulic Brakes, 1.125" - 12 Threads, 4.88" Length, (Greaseable Socket Reduces Corrosion/Wear)	Left	ES187L ‡	1
F8000				
Drag Link Assembly				
1990	10,000 lb. Axle, 32.62" Center To Center	DS1207	1	
1990-1989	6,000 lb. Axle, 7,000 lb. Axle, 20.66" Center To Center, (Greaseable Socket Reduces Corrosion/Wear)	DS1191 ‡	1	
1990-1988	10,000 lb. Axle, 12,000 lb. Axle, 19.23" Center To Center, (Greaseable Socket Reduces Corrosion/Wear)	DS1204 ‡	1	
	8,000 lb. Axle, 9,000 lb. Axle, 20.30" Center To Center, (Greaseable Socket Reduces Corrosion/Wear)	DS1192 ‡	1	
1988-1984	6,000 lb. Axle, 7,000 lb. Axle, 19.25" Center To Center, (Greaseable Socket Reduces Corrosion/Wear)	DS948 ‡	1	
1987-1984	9,000 lb. Axle, 19.23" Center To Center, (Greaseable Socket Reduces Corrosion/Wear)	DS949 ‡	1	
	10,000 lb. Axle, 19.23" Center To Center, (Greaseable Socket Reduces Corrosion/Wear)	DS1204 ‡	1	
1983	5500 Lb Axle, 19.25" Length, (Greaseable Socket Reduces Corrosion/Wear)	DS948 ‡	1	
	9000 Lb Axle, 19.23" Length, (Greaseable Socket Reduces Corrosion/Wear)	DS949 ‡	1	
Tie Rod Adjusting Sleeve				
1990	10,000 lb. Axle, 12,000 lb. Axle, 59.34" Length	DS1379S	1	
Tie Rod Assembly				
1990-1984	9,000 lb. Axle, 10,000 lb. Axle, 65.80" Length	DS1367A	1	
Tie Rod End				
1990	6,000 lb. Axle, 7,000 lb. Axle, Low Profile, Hydraulic Brakes, 13.25" Length, 1.438" - 12 Threads	Left	ES3039L	1
	6,000 lb. Axle, 7,000 lb. Axle, Low Profile, Hydraulic Brakes, 13.25" Length, 1.438" - 12 Threads	Right	ES3040R	1
1990-1984	6,000 lb. Axle, 1.000" - 16 Threads, 4.45" Length, (Greaseable Socket Reduces Corrosion/Wear)	Left	ES373L ‡	1
	6,000 lb. Axle, 1.000" - 16 Threads, 4.45" Length, (Greaseable Socket Reduces Corrosion/Wear)	Right	ES373R ‡	1
	12,000 lb. Axle, Air Brakes, 5.440" Length, 1.125" - 12 Threads, (Greaseable Socket Reduces Corrosion/Wear)	Left	ES423L ‡	1
	12,000 lb. Axle, Air Brakes, 5.440" Length, 1.125" - 12 Threads, (Greaseable Socket Reduces Corrosion/Wear)	Right	ES423R ‡	1
	8,000 lb. Axle, 9,000 lb. Axle, Air Brakes, 5.86" Length, 1.000" - 16 Threads, (Greaseable Socket Reduces Corrosion/Wear)	Left	ES2036R ‡	1
	8,000 lb. Axle, 9,000 lb. Axle, Air Brakes, 5.86" Length, 1.000" - 16 Threads, (Greaseable Socket Reduces Corrosion/Wear)	Right	ES2035L ‡	1
	7,000 lb. Axle, Hydraulic Brakes, 1.000" - 16 Threads, 4.45" Length, (Greaseable Socket Reduces Corrosion/Wear)	Right	ES2035L ‡	1
	7,000 lb. Axle, Hydraulic Brakes, 1.000" - 16 Threads, 4.45" Length, (Greaseable Socket Reduces Corrosion/Wear)	Left	ES373L ‡	1

FORD TRUCK-800, 800 Series (Cont.)

STEERING (Cont.)

Year	Model/Application	Part	P/C Qty	Figure
F8000				
Tie Rod End				
1990-1984 (Cont.)	7,000 lb. Axle, Hydraulic Brakes, 1.000" - 16 Threads, 4.45" Length, (Greaseable Socket Reduces Corrosion/Wear)	Right	ES373R ‡	1
1983	6000 Lb Axle, 4.45" Length, (Greaseable Socket Reduces Corrosion/Wear)	Left Outer	ES373L ‡	1
	6000 Lb Axle, 4.45" Length, (Greaseable Socket Reduces Corrosion/Wear)	Right Outer	ES373R ‡	1
	6000 Lb Axle, 5.86" Length, (Greaseable Socket Reduces Corrosion/Wear)	Left Outer	ES2035L ‡	1
	6000 Lb Axle, 5.86" Length, (Greaseable Socket Reduces Corrosion/Wear)	Right Outer	ES2036R ‡	1
	7000 Lb Axle, 5.86" Length, (Greaseable Socket Reduces Corrosion/Wear)	Left Outer	ES2035L ‡	1
	7000 Lb Axle, 5.86" Length, (Greaseable Socket Reduces Corrosion/Wear)	Right Outer	ES2036R ‡	1
L800				
Drag Link Assembly				
1985	10000 Lb Axle, 18.03" Length, (Greaseable Socket Reduces Corrosion/Wear)		DS908 ‡	1
	12000 Lb Axle, 18.03" Length, (Greaseable Socket Reduces Corrosion/Wear)		DS908 ‡	1
	16000 Lb Axle, 18.03" Length, (Greaseable Socket Reduces Corrosion/Wear)		DS908 ‡	1
	20000 Lb Axle, 18.03" Length, (Greaseable Socket Reduces Corrosion/Wear)		DS908 ‡	1
	7000 Lb Axle, 18.03" Length, (Greaseable Socket Reduces Corrosion/Wear)		DS908 ‡	1
	9000 Lb Axle, 18.03" Length, (Greaseable Socket Reduces Corrosion/Wear)		DS908 ‡	1
1984-1981	7,000 lb. Axle, 9,000 lb. Axle, 10,000 lb. Axle, 12,000 lb. Axle, 16,000 lb. Axle, 20,000 lb. Axle, 18.03" Center To Center, (Greaseable Socket Reduces Corrosion/Wear)		DS908 ‡	1
Tie Rod Assembly				
1984-1983	12,000 lb. Axle, 65.80" Length		DS1367A	1
1982	12,000 lb. Axle, From 3/82, 65.80" Length		DS1367A	1
Tie Rod End				
1985	16000 Lb Axle, 5.44" Length, (Greaseable Socket Reduces Corrosion/Wear)	Left Outer	ES423L ‡	1
	16000 Lb Axle, 5.44" Length, (Greaseable Socket Reduces Corrosion/Wear)	Right Outer	ES423R ‡	1
	18000 Lb Axle, 5.44" Length, (Greaseable Socket Reduces Corrosion/Wear)	Left Outer	ES423L ‡	1
	18000 Lb Axle, 5.44" Length, (Greaseable Socket Reduces Corrosion/Wear)	Right Outer	ES423R ‡	1
	7000 Lb Axle, Air Brakes, 5.86" Length, (Greaseable Socket Reduces Corrosion/Wear)	Left Outer	ES2035L ‡	1
	7000 Lb Axle, Air Brakes, 5.86" Length, (Greaseable Socket Reduces Corrosion/Wear)	Right Outer	ES2036R ‡	1
	7000 Lb Axle, Hydraulic Brakes, 4.45" Length, (Greaseable Socket Reduces Corrosion/Wear)	Left Outer	ES373L ‡	1
	7000 Lb Axle, Hydraulic Brakes, 4.45" Length, (Greaseable Socket Reduces Corrosion/Wear)	Right Outer	ES373R ‡	1
	9000 Lb Axle, Hydraulic Brakes, 5.44" Length, (Greaseable Socket Reduces Corrosion/Wear)	Left Outer	ES423L ‡	1
	370(6.1L), 9000 Lb Axle, Hydraulic Brakes, 5.44" Length, (Greaseable Socket Reduces Corrosion/Wear)	Right Outer	ES423R ‡	1
	429(7.0L), 9000 Lb Axle, Hydraulic Brakes, 5.44" Length, (Greaseable Socket Reduces Corrosion/Wear)	Right Outer	ES423R ‡	1
1984	12,000 lb. Axle, Air Brakes, 5.440" Length, 1.125" - 12 Threads, (Greaseable Socket Reduces Corrosion/Wear)	Left	ES423L ‡	1
	12,000 lb. Axle, Air Brakes, 5.440" Length, 1.125" - 12 Threads, (Greaseable Socket Reduces Corrosion/Wear)	Right	ES423R ‡	1
1984-1981	7,000 lb. Axle, 1.000" - 16 Threads, 4.45" Length, (Greaseable Socket Reduces Corrosion/Wear)	Left	ES373L ‡	1
	7,000 lb. Axle, 1.000" - 16 Threads, 4.45" Length, (Greaseable Socket Reduces Corrosion/Wear)	Right	ES373R ‡	1
	16,000 lb. Axle, 18,000 lb. Axle, 20,000 lb. Axle, 5.440" Length, 1.125" - 12 Threads, (Greaseable Socket Reduces Corrosion/Wear)	Left	ES423L ‡	1
	16,000 lb. Axle, 18,000 lb. Axle, 20,000 lb. Axle, 5.440" Length, 1.125" - 12 Threads, (Greaseable Socket Reduces Corrosion/Wear)	Right	ES423R ‡	1
	7,000 lb. Axle, 9,000 lb. Axle, Air Brakes, 5.86" Length, 1.000" - 16 Threads, (Greaseable Socket Reduces Corrosion/Wear)	Left	ES2036R ‡	1
	7,000 lb. Axle, 9,000 lb. Axle, Air Brakes, 5.86" Length, 1.000" - 16 Threads, (Greaseable Socket Reduces Corrosion/Wear)	Right	ES2035L ‡	1
	9,000 lb. Axle, Hydraulic Brakes, 5.440" Length, 1.125" - 12 Threads, (Greaseable Socket Reduces Corrosion/Wear)	Left	ES423L ‡	1
	9,000 lb. Axle, Hydraulic Brakes, 5.440" Length, 1.125" - 12 Threads, (Greaseable Socket Reduces Corrosion/Wear)	Right	ES423R ‡	1
L8000				
Drag Link Assembly				
1990	10,000 lb. Axle, 12,000 lb. Axle, 32.62" Center To Center		DS1207	1
1990-1973	7,000 lb. Axle, 9,000 lb. Axle, 10,000 lb. Axle, 12,000 lb. Axle, 16,000 lb. Axle, 18.03" Center To Center, (Greaseable Socket Reduces Corrosion/Wear)		DS908 ‡	1
Tie Rod Adjusting Sleeve				
1990	16,000 lb. Axle, 18,000 lb. Axle, 20,000 lb. Axle, 55.49" Length		DS1380S	1
	10,000 lb. Axle, 12,000 lb. Axle, 59.34" Length		DS1379S	1
Tie Rod Assembly				
1990-1983	10,000 lb. Axle, 12,000 lb. Axle, 65.80" Length		DS1367A	1
1982	12,000 lb. Axle, From 3/82, 65.80" Length		DS1367A	1

(Cont.) 800, 8000 Series-FORD TRUCK

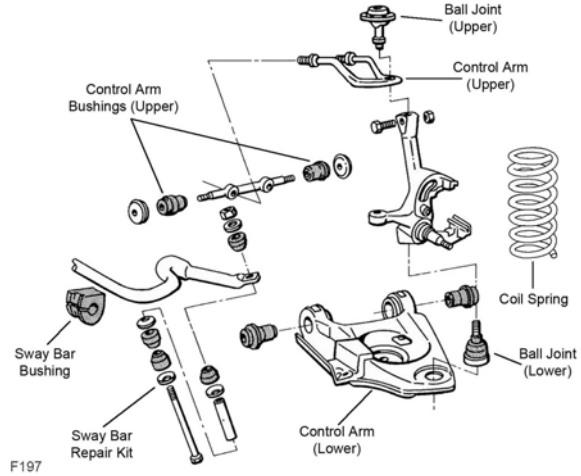
STEERING (Cont.)				
Year	Model/Application	Part	P/C Qty	Figure
L8000				
Tie Rod End				
1990	9,000 lb. Axle, 7.180" Length, 1.000" - 16 Threads 9,000 lb. Axle, 7.180" Length, 1.000" - 16 Threads	Left Right	ES3284L ES3283R	1 1
1990-1976	7,000 lb. Axle, 1.000" - 16 Threads, 4.45" Length, (Greaseable Socket Reduces Corrosion/Wear) 7,000 lb. Axle, 1.000" - 16 Threads, 4.45" Length, (Greaseable Socket Reduces Corrosion/Wear)	Left Right	ES373L ‡ ES373R ‡	1 1
1990-1970	12,000 lb. Axle, 16,000 lb. Axle, 18,000 lb. Axle, 20,000 lb. Axle, 5.440" Length, 1.125" - 12 Threads, (Greaseable Socket Reduces Corrosion/Wear) 12,000 lb. Axle, 16,000 lb. Axle, 18,000 lb. Axle, 20,000 lb. Axle, 5.440" Length, 1.125" - 12 Threads, (Greaseable Socket Reduces Corrosion/Wear)	Left Right	ES423L ‡ ES423R ‡	1 1
1989-1976	9,000 lb. Axle, 5.86" Length, 1.000" - 16 Threads, (Greaseable Socket Reduces Corrosion/Wear) 9,000 lb. Axle, 5.86" Length, 1.000" - 16 Threads, (Greaseable Socket Reduces Corrosion/Wear)	Left Right	ES2036R ‡ ES2035L ‡	1 1
1988-1987	7,000 lb. Axle, Hydraulic Brakes, 5.86" Length, 1.000" - 16 Threads, (Greaseable Socket Reduces Corrosion/Wear) 7,000 lb. Axle, Hydraulic Brakes, 5.86" Length, 1.000" - 16 Threads, (Greaseable Socket Reduces Corrosion/Wear)	Left Right	ES2036R ‡ ES2035L ‡	1 1
1986-1980	9,000 lb. Axle, Air Brakes, 5.86" Length, 1.000" - 16 Threads, (Greaseable Socket Reduces Corrosion/Wear) 9,000 lb. Axle, Air Brakes, 5.86" Length, 1.000" - 16 Threads, (Greaseable Socket Reduces Corrosion/Wear)	Left Right	ES2036R ‡ ES2035L ‡	1 1
1984	12,000 lb. Axle, Air Brakes, 5.440" Length, 1.125" - 12 Threads, (Greaseable Socket Reduces Corrosion/Wear) 12,000 lb. Axle, Air Brakes, 5.440" Length, 1.125" - 12 Threads, (Greaseable Socket Reduces Corrosion/Wear)	Left Right	ES423L ‡ ES423R ‡	1 1
1975	9,000 lb. Axle, Air Brakes, From Serial Number W40,001, 1.000" - 16 Threads, 4.45" Length, (Greaseable Socket Reduces Corrosion/Wear) 9,000 lb. Axle, Air Brakes, From Serial Number W40,001, 1.000" - 16 Threads, 4.45" Length, (Greaseable Socket Reduces Corrosion/Wear) 9,000 lb. Axle, Air Brakes, From Serial Number W40,001, 5.86" Length, 1.000" - 16 Threads, (Greaseable Socket Reduces Corrosion/Wear) 9,000 lb. Axle, Air Brakes, From Serial Number W40,001, 5.86" Length, 1.000" - 16 Threads, (Greaseable Socket Reduces Corrosion/Wear)	Left Right Left Right	ES373L ‡ ES373R ‡ ES2036R ‡ ES2035L ‡	1 1 1 1
1975-1970	16,000 lb. Axle, 1.250" - 12 Threads, 5.750" Length, (Right Hand Threads) 16,000 lb. Axle, 1.250" - 12 Threads, 5.750" Length, (Left Hand Threads) 16,000 lb. Axle, 5.750" Length, 1.250" - 12 Threads 7,000 lb. Axle, Air Brakes, 1.000" - 16 Threads, 4.45" Length, (Greaseable Socket Reduces Corrosion/Wear) 7,000 lb. Axle, Air Brakes, 1.000" - 16 Threads, 4.45" Length, (Greaseable Socket Reduces Corrosion/Wear)	Left Outer Right Outer Right Left Right	ES431L ‡ ES431R ‡ ES2040R ES373L ‡ ES373R ‡	1 1 1 1 1
1972-1970	9,000 lb. Axle, 1.000" - 16 Threads, 4.45" Length, (Greaseable Socket Reduces Corrosion/Wear) 9,000 lb. Axle, 1.000" - 16 Threads, 4.45" Length, (Greaseable Socket Reduces Corrosion/Wear)	Left Right	ES373L ‡ ES373R ‡	1 1
LN8000				
Drag Link Assembly				
1990	10,000 lb. Axle, 12,000 lb. Axle, 32.62" Center To Center		DS1207	1
1990-1973	7,000 lb. Axle, 9,000 lb. Axle, 10,000 lb. Axle, 12,000 lb. Axle, 16,000 lb. Axle, 18.03" Center To Center, (Greaseable Socket Reduces Corrosion/Wear)		DS908 ‡	1
Tie Rod Adjusting Sleeve				
1990	16,000 lb. Axle, 18,000 lb. Axle, 20,000 lb. Axle, 55.49" Length 10,000 lb. Axle, 12,000 lb. Axle, 59.34" Length		DS1380S DS1379S	1 1
Tie Rod Assembly				
1990-1983	10,000 lb. Axle, 12,000 lb. Axle, 65.80" Length		DS1367A	1
1982	12,000 lb. Axle, From 3/82, 65.80" Length		DS1367A	1
Tie Rod End				
1990	9,000 lb. Axle, 7.180" Length, 1.000" - 16 Threads 9,000 lb. Axle, 7.180" Length, 1.000" - 16 Threads 7000 Lb Axle, 5.86" Length, 1.000" - 16 Threads, (Greaseable Socket Reduces Corrosion/Wear) 7000 Lb Axle, 5.86" Length, 1.000" - 16 Threads, (Greaseable Socket Reduces Corrosion/Wear)	Left Right Left Outer Right Outer	ES3284L ES3283R ES2035L ‡ ES2036R ‡	1 1 1 1
1990-1976	7,000 lb. Axle, 1.000" - 16 Threads, 4.45" Length, (Greaseable Socket Reduces Corrosion/Wear) 7,000 lb. Axle, 1.000" - 16 Threads, 4.45" Length, (Greaseable Socket Reduces Corrosion/Wear)	Left Right	ES373L ‡ ES373R ‡	1 1
1990-1970	12,000 lb. Axle, 16,000 lb. Axle, 18,000 lb. Axle, 20,000 lb. Axle, 5.440" Length, 1.125" - 12 Threads, (Greaseable Socket Reduces Corrosion/Wear) 12,000 lb. Axle, 16,000 lb. Axle, 18,000 lb. Axle, 20,000 lb. Axle, 5.440" Length, 1.125" - 12 Threads, (Greaseable Socket Reduces Corrosion/Wear)	Left Right	ES423L ‡ ES423R ‡	1 1
1989-1976	9,000 lb. Axle, 5.86" Length, 1.000" - 16 Threads, (Greaseable Socket Reduces Corrosion/Wear)	Left	ES2035L ‡	1

FORD TRUCK-800, 800 Series (Cont.)

STEERING (Cont.)

Year	Model/Application	Part	P/C Qty	Figure
LN8000				
Tie Rod End				
1989-1976 (Cont.)	9,000 lb. Axle, 5.86" Length, 1.000" - 16 Threads, (Greaseable Socket Reduces Corrosion/Wear)	Right	ES2036R ‡	1
1988-1987	7,000 lb. Axle, Hydraulic Brakes, 5.86" Length, 1.000" - 16 Threads, (Greaseable Socket Reduces Corrosion/Wear)	Left	ES2035L ‡	1
		Right	ES2036R ‡	1
1986-1980	9,000 lb. Axle, Air Brakes, 5.86" Length, 1.000" - 16 Threads, (Greaseable Socket Reduces Corrosion/Wear)	Left	ES2035L ‡	1
		Right	ES2036R ‡	1
1984	12,000 lb. Axle, Air Brakes, 5.440" Length, 1.125" - 12 Threads, (Greaseable Socket Reduces Corrosion/Wear)	Left	ES423L ‡	1
		Right	ES423R ‡	1
1975	9,000 lb. Axle, Air Brakes, From Serial Number W40,001, 1.000" - 16 Threads, 4.45" Length, (Greaseable Socket Reduces Corrosion/Wear)	Left	ES373L ‡	1
		Right	ES373R ‡	1
	9,000 lb. Axle, Air Brakes, From Serial Number W40,001, 5.86" Length, 1.000" - 16 Threads, (Greaseable Socket Reduces Corrosion/Wear)	Left	ES2035L ‡	1
		Right	ES2036R ‡	1
	9,000 lb. Axle, Air Brakes, Thru Serial Number W40,000, 5.440" Length, 1.125" - 12 Threads, (Greaseable Socket Reduces Corrosion/Wear)	Left	ES423L ‡	1
		Right	ES423R ‡	1
1975-1970	16,000 lb. Axle, 1.250" - 12 Threads, 5.750" Length, (Right Hand Threads)	Left Outer	ES431L ‡	1
		Right Outer	ES431R ‡	1
	16,000 lb. Axle, 1.250" - 12 Threads, 5.750" Length, (Left Hand Threads)	Right	ES2040R	1
		Left	ES373L ‡	1
	7,000 lb. Axle, Air Brakes, 1.000" - 16 Threads, 4.45" Length, (Greaseable Socket Reduces Corrosion/Wear)	Right	ES373R ‡	1
		Left	ES423L ‡	1
9,000 lb. Axle, Hydraulic Brakes, 5.440" Length, 1.125" - 12 Threads, (Greaseable Socket Reduces Corrosion/Wear)	Left	ES423L ‡	1	
	Right	ES423R ‡	1	
1974-1970	9,000 lb. Axle, Air Brakes, 5.440" Length, 1.125" - 12 Threads, (Greaseable Socket Reduces Corrosion/Wear)	Left	ES423L ‡	1
		Right	ES423R ‡	1
1972-1970	9,000 lb. Axle, 1.000" - 16 Threads, 4.45" Length, (Greaseable Socket Reduces Corrosion/Wear)	Left	ES373L ‡	1
		Right	ES373R ‡	1
REAR SUSPENSION				
Year	Model/Application	Part	P/C Qty	Figure
L800				
Leaf Spring Bolt				
1984-1981		Front	K150344	2

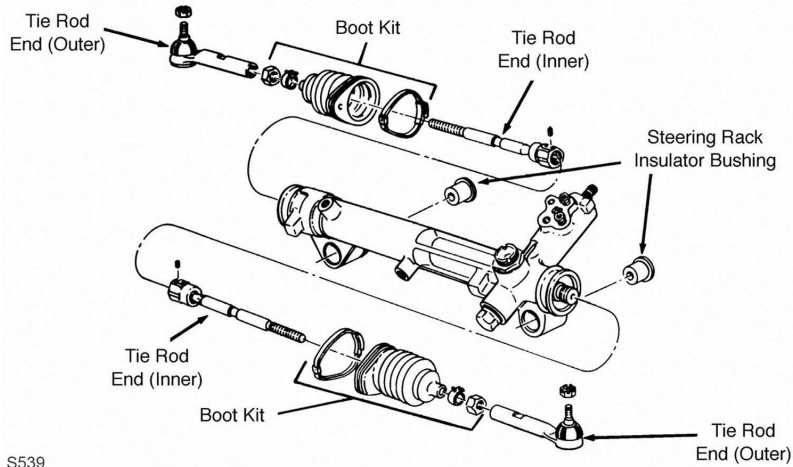
FRONT SUSPENSION



F197

Year	Model/Application	Part	P/C Qty	Figure
Ball Joint				
1990	Two Wheel Drive (4x2), (Powdered Metal Gusher Brg. For Better Lubrication)	Lower	K8259 ‡	2 F197
1990-1986	(Powdered Metal Gusher Brg. For Better Lubrication)	Upper	K8478 ‡	2 F197
1989-1986	(Powdered Metal Gusher Brg. For Better Lubrication)	Lower	K8259 ‡	2 F197
Control Arm Bushing Set				
1990-1986	(Contains Front And Rear Bushings)	Upper	K8615 ‡	1 F197
	(Contains Front And Rear Bushings, Standard Design)	Upper	K8219	2 F197
	(Contains Front And Rear Bushings)	Lower	K8617 ‡	1 F197
	(Contains Front And Rear Bushings, Standard Design)	Lower	K8512	2 F197
Sway Bar Bushing				
1990-1986	35mm Sway Bar Diameter	To Frame	K80057	1 F197
Sway Bar Repair Kit				
1990-1986	(Heavy Duty Design) (Improves Upon OE Design)		K8989 ‡ K80058 ‡	2 F197 2 F197
Wheel Hub & Bearing Assembly				
1990	All Wheel Drive		515000	2

STEERING



S539

Year	Model/Application	Part	P/C Qty	Figure
Rack & Pinion Boot Kit				
1990-1986			K8439	2 S539
Tie Rod End				
1990-1986	(Powdered Metal Gusher Brg. For Better Lubrication) Rack & Pinion Power, (Full Ball Stud Provides 360 Degrees Of Smooth Rotation)	Outer	ES2262RL ‡	2 S539
		Inner	EV127 ‡	2 S539

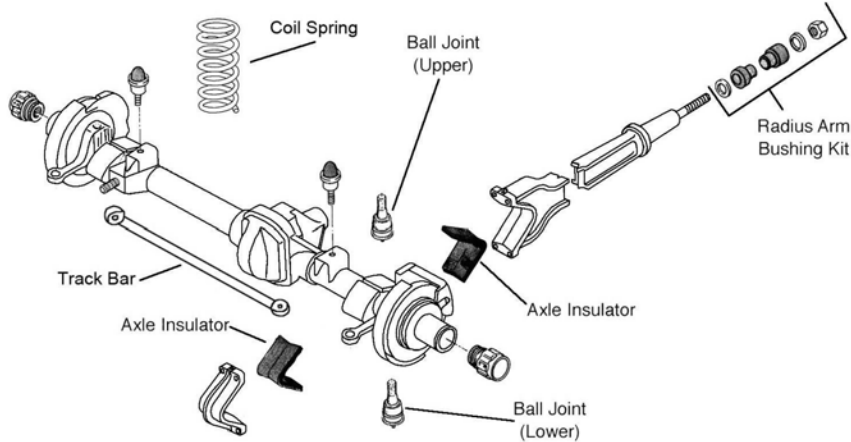
FORD TRUCK-Aerostar (Cont.)

REAR SUSPENSION

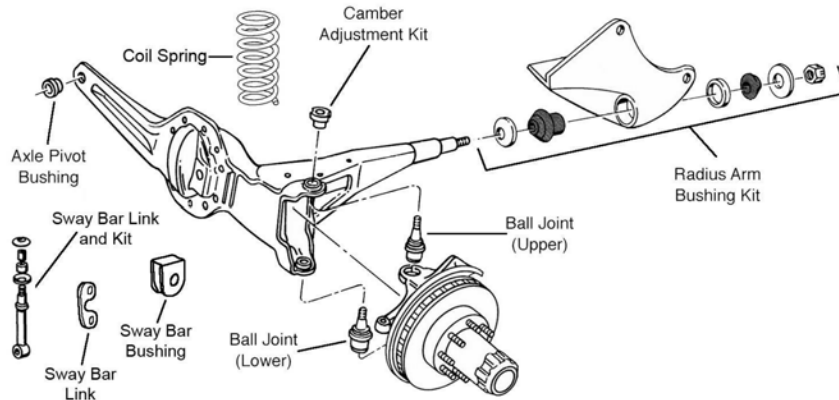
Year	Model/Application	Part	P/C Qty	Figure
Control Arm Bushing				
1990-1986		Upper	K8733	1
Control Arm Bushing Set				
1990-1986	(Contains Front And Rear Bushings)	Lower	K8812	2

FORD TRUCK-Bronco, Bronco II

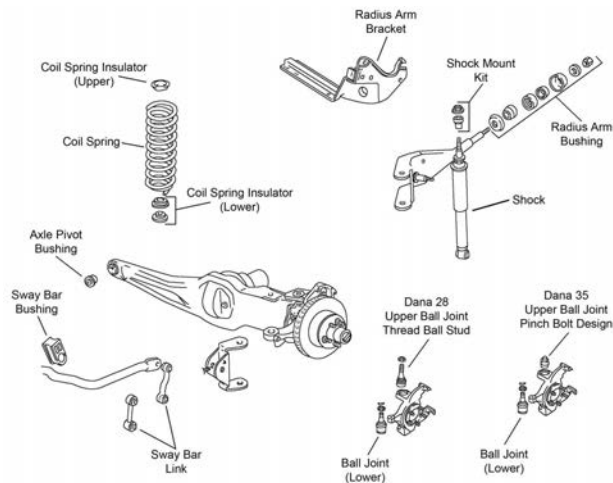
FRONT SUSPENSION



F150

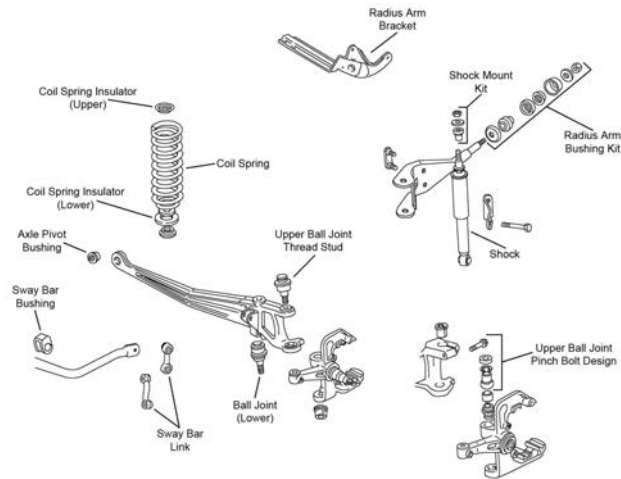


F151



F464

FRONT SUSPENSION (Cont.)



F473

Year	Model/Application	Part	P/C Qty	Figure
Bronco				
Axle Insulator				
1979-1966		At Axle End	K8296	2 F150
Ball Joint				
1990-1980	(Powdered Metal Gusher Brg. For Better Lubrication)	Upper	K80026 ‡	2 F151
	(Powdered Metal Gusher Brg. For Better Lubrication)	Lower	K8195T ‡	2 F151
1979-1971	(Powdered Metal Gusher Brg. For Better Lubrication)	Lower	K8195T ‡	2 F150
	From Serial Number K20,001, (Powdered Metal Gusher Brg. For Better Lubrication)	Upper	K8194T ‡	2 F150
Ball Joint Bushing Extractor and Installer				
1979-1966	Four Wheel Drive (4X4)		T40207	1
Front Axle Pivot Bushing				
1990-1980			K8292	2 F151
	(Problem Solver Kit)		K8620	1 F151
Radius Arm Bracket				
1990-1980	(Replaces Worn Radius Arm Mounting Bracket)	Left	K8776 ‡	1 F151
	(Replaces Worn Radius Arm Mounting Bracket)	Right	K8777 ‡	1 F151
Radius Arm Bushing Kit				
1990-1987	(High Performance Bushing With Metal Insert Prevents Lateral Movement)		K8361 ‡	1 F151
	(Improved Design Kit With Thermoplastic For Heat Resistance, Design Allows Ease Of Installation)		K80007 ‡	2 F151
1986-1982	(Improved Design)		K8359	1 F151
1986-1980	(Improved Design Kit With Thermoplastic For Heat Resistance, Design Allows Ease Of Installation)		K80006 ‡	1 F151
1981	From 11/80, (Improved Design)		K8359	1 F151
1981-1980	Thru 10/80, (Improved Design)		K8295	1 F151
1979-1978	(Improved Design)		K8260	1 F150
1979-1966	(Standard Design)		K8101	2 F150
1977-1966	(Improved Design, Contains Washers)		K8146	1 F150
Radius Arm Hardware Kit				
1990-1980	(10 Per Package, Self Locking Nut)		K4006	1 F151
1979-1978	(10 Per Package, Self Locking Nut)		K4006	1 F150, F151
1977-1976	(10 Per Package, Self Locking Nut)		K4006	1 F150
Radius Arm Heat Shield				
1990-1987	(20-Gauge Stainless Steel Material Provides Longer Service Life)		K8729 ‡	1 F151
Sway Bar Bushing				
1990-1980	1" Sway Bar Diameter	To Frame	K8653	1 F151
	1-1/8" Sway Bar Diameter, (Improved Design Bushing With Premium Rubber Material And Synthetic Fabric Lining Lasts Longer And Eliminates Noise)	To Frame	K201624 ‡	1 F151
	1-1/8" Sway Bar Diameter, (Standard Design)	To Frame	K8655	1 F151
	15/16" Sway Bar Diameter	To Frame	K8652	1 F151
1979-1978	1" Sway Bar Diameter	To Frame	K8653	1
	1-1/8" Sway Bar Diameter, (Improved Design Bushing With Premium Rubber Material And Synthetic Fabric Lining Lasts Longer And Eliminates Noise)	To Frame	K201624 ‡	1
	1-1/8" Sway Bar Diameter, (Standard Design)	To Frame	K8655	1
	15/16" Sway Bar Diameter	To Frame	K8652	1

FORD TRUCK-Bronco, Bronco II (Cont.)

FRONT SUSPENSION (Cont.)

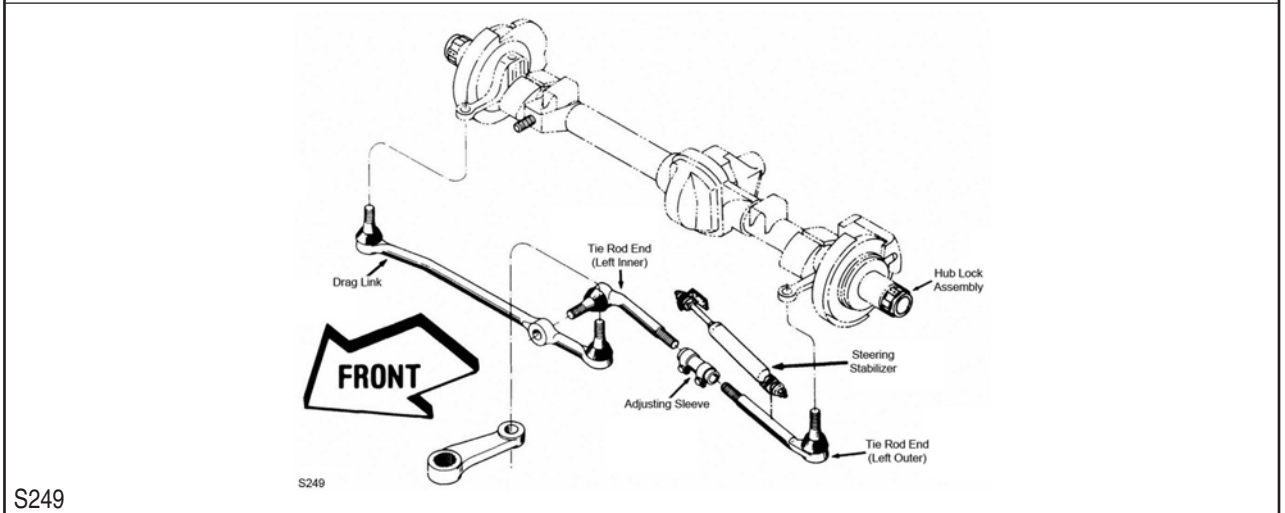
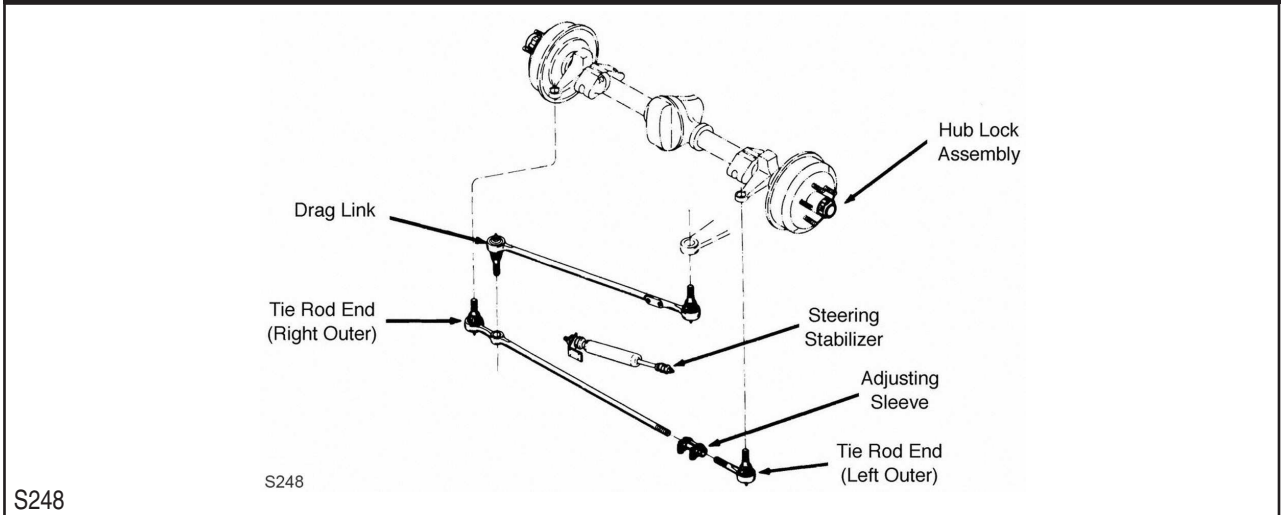
Year	Model/Application	Part	P/C Qty	Figure	
Bronco					
Sway Bar Link					
1990-1989		Left Right	K700053 K700054	1 1	F151 F151
Sway Bar Repair Kit					
1990-1980	(Link Not Included, Contains Thermoplastic Bushing For Both Ends Of Link)		K8657	1	F151
1979-1978	(Link Not Included, Contains Thermoplastic Bushing For Both Ends Of Link)		K8657	1	
Track Bar Bushing					
1979-1966	(2 Piece Bushing)		K8447 ‡	1	F150
Bronco II					
Ball Joint					
1990	Four Wheel Drive (4X4), Dana 35 Axle, (Pinch Bolt Stud Design, Powdered Metal Gusher Brg. For Better Lubrication)	Upper	K8546 ‡	2	F464
	Four Wheel Drive (4X4), Dana 35 Axle, (Pinch Bolt Stud Design, Powdered Metal Gusher Brg. For Better Lubrication, New Pre-Installed Integral Dust Boot Eases Installation, New And Original Designs Can Be Installed)	Lower	K8563 ‡	2	F464
1990-1989	Two Wheel Drive (4x2), (Powdered Metal Gusher Brg. For Better Lubrication)	Upper	K8560T ‡	2	F473
	Two Wheel Drive (4x2), (Powdered Metal Gusher Brg. For Better Lubrication, New Pre-Installed Integral Dust Boot Eases Installation, New And Original Designs Can Be Installed)	Lower	K8561T ‡	2	F473
1990-1986	Four Wheel Drive (4X4), Dana 28 Axle, (Threaded Stud Design, Powdered Metal Gusher Brg. For Better Lubrication)	Upper	K8412T ‡	2	F464
	Four Wheel Drive (4X4), Dana 28 Axle, (Powdered Metal Gusher Brg. For Better Lubrication)	Lower	K8411 ‡	2	F464
1988-1987	Two Wheel Drive (4x2), (Powdered Metal Gusher Brg. For Better Lubrication)	Lower	K8413T ‡	2	F473
1988-1986	Two Wheel Drive (4x2), (Powdered Metal Gusher Brg. For Better Lubrication)	Upper	K8414 ‡	2	F473
1985-1984	Dana 28 Axle, (Threaded Stud Design, Powdered Metal Gusher Brg. For Better Lubrication)	Upper	K8412T ‡	2	F464
	Dana 28 Axle, (Powdered Metal Gusher Brg. For Better Lubrication)	Lower	K8411 ‡	2	F464
Front Axle Pivot Bushing					
1990	Two Wheel Drive (4x2)		K8606	2	F473
1990-1986	Four Wheel Drive (4X4)		K8292	2	F464
	Four Wheel Drive (4X4), (Problem Solver Kit)		K8620	1	F464
1989-1986	Two Wheel Drive (4x2), (Standard Design)		K8300	2	F473
1985-1984			K8292	2	F464
	(Problem Solver Kit)		K8620	1	F464
Pinch Bolt and Nut					
1990	Four Wheel Drive (4X4), Dana 35 Axle		K4038	2	F464
1990-1989	Two Wheel Drive (4x2)		K4039	2	F473
Radius Arm Bracket					
1990-1986		Left Right	CK9947 K8778 ‡	1 1	F464, F473 F464, F473
	(Design Allows Ease Of Installation)				
1985-1984		Left Right	CK9947 K8778 ‡	1 1	F464 F464
	(Design Allows Ease Of Installation)				
Radius Arm Bushing Kit					
1990-1986	Four Wheel Drive (4X4), (High Performance Bushing With Metal Insert Prevents Lateral Movement)		K8361 ‡	1	F464
	Four Wheel Drive (4X4), (Improved Design Kit With Thermoplastic For Heat Resistance, Design Allows Ease Of Installation)		K80007 ‡	2	F464
1985-1984	(High Performance Bushing With Metal Insert Prevents Lateral Movement)		K8361 ‡	1	F464
	(Improved Design Kit With Thermoplastic For Heat Resistance, Design Allows Ease Of Installation)		K80007 ‡	2	F464
Radius Arm Hardware Kit					
1990-1987	(10 Per Package, Self Locking Nut)		K4006	1	F464, F473
1986	Four Wheel Drive (4X4), (10 Per Package, Self Locking Nut)		K4006	1	F464
1985-1984	(10 Per Package, Self Locking Nut)		K4006	1	F464
Radius Arm Heat Shield					
1990-1987	(20-Gauge Stainless Steel Material Provides Longer Service Life)		K8729 ‡	1	F464, F473
1986	Four Wheel Drive (4X4), (20-Gauge Stainless Steel Material Provides Longer Service Life)		K8729 ‡	1	F464
1985-1984	(20-Gauge Stainless Steel Material Provides Longer Service Life)		K8729 ‡	1	F464
Sway Bar Bushing					
1990	1" Sway Bar Diameter, (Split Design For Easier Installation)	To Frame	K8690 ‡	1	F464, F473
1989	Four Wheel Drive (4X4), 15/16" Sway Bar Diameter, Thru 10/89	To Frame	K8652	1	F464
1989-1987	1" Sway Bar Diameter	To Frame	K8653	1	F464, F473
	1-3/16" Sway Bar Diameter, (Improved Design Bushing With Premium Rubber Material And Synthetic Fabric Lining Lasts Longer And Eliminates Noise)	To Frame	K201625 ‡	1	F464, F473
	1-3/16" Sway Bar Diameter, (Standard Design)	To Frame	K8656	1	F464, F473
	Two Wheel Drive (4x2), 15/16" Sway Bar Diameter	To Frame	K8652	1	F473

(Cont.) Bronco, Bronco II-FORD TRUCK

FRONT SUSPENSION (Cont.)

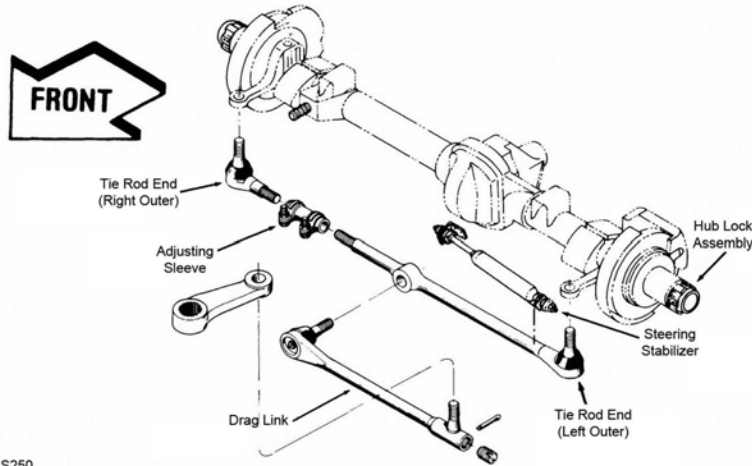
Year	Model/Application	Part	P/C Qty	Figure
Bronco II				
Sway Bar Bushing				
1988-1986	Four Wheel Drive (4X4), 15/16" Sway Bar Diameter	To Frame	K8652	1 F464
1986	Four Wheel Drive (4X4), 1" Sway Bar Diameter Four Wheel Drive (4X4), 1-3/16" Sway Bar Diameter, (Improved Design Bushing With Premium Rubber Material And Synthetic Fabric Lining Lasts Longer And Eliminates Noise) Four Wheel Drive (4X4), 1-3/16" Sway Bar Diameter, (Standard Design)	To Frame	K8653	1 F464
		To Frame	K201625 ‡	1 F464
		To Frame	K8656	1 F464
1985-1984	1" Sway Bar Diameter 1-3/16" Sway Bar Diameter, (Improved Design Bushing With Premium Rubber Material And Synthetic Fabric Lining Lasts Longer And Eliminates Noise) 1-3/16" Sway Bar Diameter, (Standard Design) 15/16" Sway Bar Diameter	To Frame	K8653	1 F464
		To Frame	K201625 ‡	1 F464
		To Frame	K8656	1 F464
		To Frame	K8652	1 F464
Sway Bar Repair Kit				
1990-1987	(Link Not Included, Contains Thermoplastic Bushing For Both Ends Of Link)		K8657	1 F464, F473
1986	Four Wheel Drive (4X4), (Link Not Included, Contains Thermoplastic Bushing For Both Ends Of Link)		K8657	1 F464
1985-1984	(Link Not Included, Contains Thermoplastic Bushing For Both Ends Of Link)		K8657	1 F464

STEERING



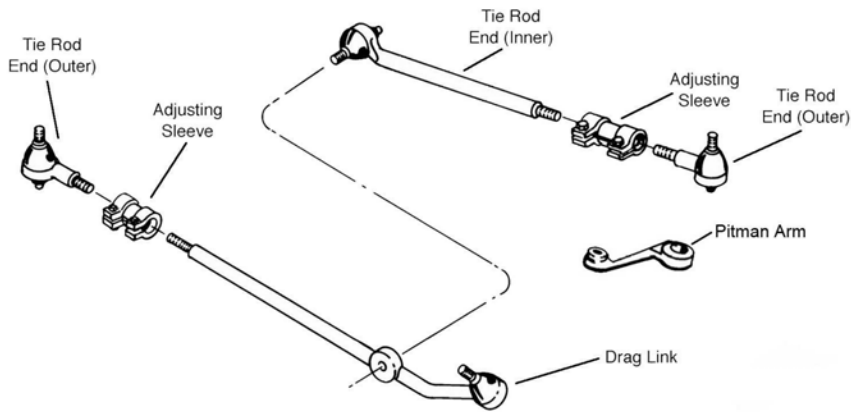
FORD TRUCK-Bronco, Bronco II (Cont.)

STEERING (Cont.)



S250

S250



S286

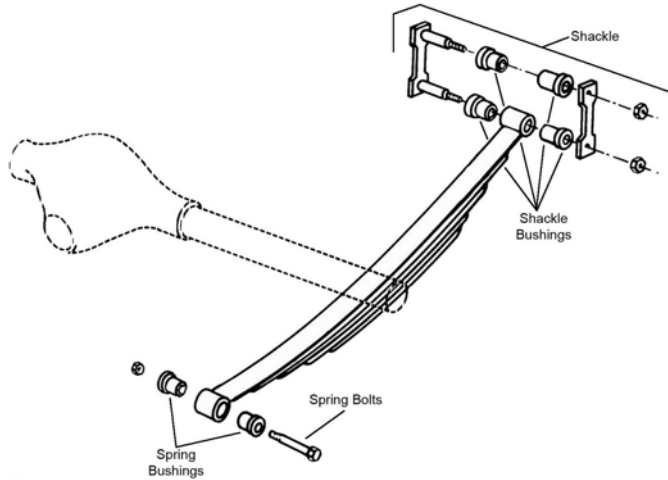
Year	Model/Application	Part	P/C Qty	Figure
Bronco				
Drag Link Assembly				
1979-1978	(Powdered Metal Gusher Brg. For Better Lubrication)	DS917 ‡	1	S248
1975-1966	(Powdered Metal Gusher Brg. For Better Lubrication)	DS812 ‡	1	S250
Pitman Arm				
1990-1983	Power Steering, (MOOG Engineered Steel Composition Enhances Strength)	K8755 ‡	1	S286
1982	From 5/82, Power Steering, (MOOG Engineered Steel Composition Enhances Strength)	K8755 ‡	1	S286
Steering Damper Bellows				
1990-1980	(Super Trail Boss)	Front SSD90	1	
1984-1980	Except Sway Bar Equipped Vehicles, (Trail Boss)	Front SSD68	1	
1979-1978	Original Equipment Steering Damper, (Super Trail Boss)	Front SSD90	1	S248
		Front SSD68	1	S248
1977-1968	Original Equipment Steering Damper, (Super Trail Boss)	Front SSD90	1	S250
1977-1966	Original Equipment Steering Damper, (Trail Boss)	Front SSD68	1	S250
Steering Damper Cylinder				
1990-1980	(Super Trail Boss)	Front SSD82	1	
1979-1978	Original Equipment Steering Damper, (Super Trail Boss)	Front SSD83	1	S248
		Front SSD17	1	S248
1977-1968	Original Equipment Steering Damper, (Super Trail Boss)	Front SSD83	1	S250
		Front SSD17	1	S250
1975-1966	Except Original Equipment Steering Damper, (Trail Boss)	Front SSD42	1	S250
Steering Damper Kit				
1990-1980	(Super Trail Boss)	Front SSD113	1	
1984-1980	Except Sway Bar Equipped Vehicles, (Trail Boss)	Front SSD50	1	
Tie Rod Adjusting Sleeve				
1990-1980		Left ES2080S	1	S286
		Right ES2079S	1	S286

(Cont.) Bronco, Bronco II-FORD TRUCK

STEERING (Cont.)				
Year	Model/Application	Part	P/C Qty	Figure
Bronco				
Tie Rod Adjusting Sleeve				
1979-1978		ES2066S	1	S248
1977-1976		ES362S	1	S249
1975-1966	1" - 18 Threads, 5.5" Length, (Coated For Corrosion Resistance)	Right ES2012S ‡	1	S250
Tie Rod End				
1990-1986	Up To 4200 Lb Front Axle, (Powdered Metal Gusher Brg. For Better Lubrication)	Right Inner DS1138T ‡	1	S286
1990-1980	(Powdered Metal Gusher Brg. For Better Lubrication) (Powdered Metal Gusher Brg. For Better Lubrication) (Powdered Metal Gusher Brg. For Better Lubrication)	Left Outer ES2078LT ‡	1	S286
		Right Outer ES2077RT ‡	1	S286
		Left Inner DS1017T ‡	1	S286
1985-1980	(Powdered Metal Gusher Brg. For Better Lubrication)	Right Inner DS1018T ‡	1	S286
1979-1978	(Greaseable Socket Reduces Corrosion/Wear) (Includes Wrench Flats For Easier Service)	Left Outer ES2064L ‡	1	S248
		Right Outer DS922 ‡	1	S248
1977-1976	(Powdered Metal Gusher Brg. For Better Lubrication)	Left Inner ES2018L ‡	1	S249
Bronco II				
Steering Damper Bellows				
1990-1986	Four Wheel Drive (4X4), (Trail Boss)	Front SSD68	1	
1985-1984	(Trail Boss)	Front SSD68	1	
Steering Damper Cylinder				
1990-1986	Four Wheel Drive (4X4), (Trail Boss)	Front SSD106	1	
1985-1984	(Trail Boss)	Front SSD106	1	
Steering Damper Kit				
1990-1987	Two Wheel Drive (4x2), (Super Trail Boss)	Front SSD95	1	
1990-1986	Four Wheel Drive (4X4), Equipped With A Front Sway Bar, (Super Trail Boss)	Front SSD95	1	
1985-1984	Equipped With A Front Sway Bar, (Super Trail Boss)	Front SSD95	1	
Tie Rod Adjusting Sleeve				
1990-1984		Left ES2080S	1	S286
		Right ES2079S	1	S286
Tie Rod End				
1990	(Powdered Metal Gusher Brg. For Better Lubrication) Four Wheel Drive (4X4), (Powdered Metal Gusher Brg. For Better Lubrication)	Right Inner DS1161 ‡	1	S286
		Left Inner DS1177 ‡	1	S286
1990-1989	Two Wheel Drive (4x2), (Powdered Metal Gusher Brg. For Better Lubrication)	Left Inner DS1159 ‡	1	S286
1990-1984	(Greaseable, Powdered Metal Gusher Brg. For Better Lubrication) (Greaseable, Powdered Metal Gusher Brg. For Better Lubrication)	Left Outer ES2215L ‡	1	S286
		Right Outer ES2214R ‡	1	S286
1989	Four Wheel Drive (4X4), (Greaseable, Powdered Metal Gusher Brg. For Better Lubrication) Four Wheel Drive (4X4), (Powdered Metal Gusher Brg. For Better Lubrication) Two Wheel Drive (4x2), (Powdered Metal Gusher Brg. For Better Lubrication)	Left Inner DS1141 ‡	1	S286
		Right Inner DS1224 ‡	1	S286
		Right Inner DS1161 ‡	1	S286
1988-1987	(Powdered Metal Gusher Brg. For Better Lubrication)	Right Inner DS1041 ‡	1	S286
1988-1984	(Greaseable, Powdered Metal Gusher Brg. For Better Lubrication)	Left Inner DS1141 ‡	1	S286
1987-1986	Four Wheel Drive (4X4), (Powdered Metal Gusher Brg. For Better Lubrication)	Left Inner DS1042 ‡	1	S286
1986	Four Wheel Drive (4X4), (Powdered Metal Gusher Brg. For Better Lubrication)	Right Inner DS1041 ‡	1	S286
1985-1984	(Powdered Metal Gusher Brg. For Better Lubrication) (Powdered Metal Gusher Brg. For Better Lubrication)	Left Inner DS1042 ‡	1	S286
		Right Inner DS1041 ‡	1	S286

FORD TRUCK-Bronco, Bronco II (Cont.)

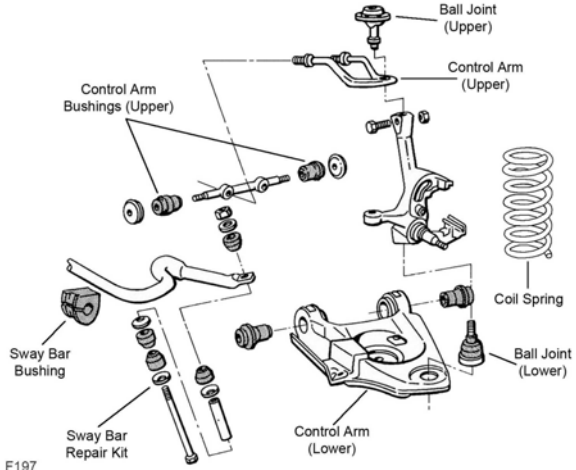
REAR SUSPENSION



R309

Year	Model/Application	Part	P/C Qty	Figure
Bronco				
Leaf Spring Bolt Kit				
1973-1966	(Bolt And Bushing Kit)	Front	K150362	2 R309
Leaf Spring Bushing				
1990-1980		Front	SB344	2 R309
1979-1978	.625" X 1.375" X 3.5"	Front	SB341	2 R309
1977-1966		Front	K200923	2 R309
Leaf Spring Shackle Bolt Kit				
1973-1966	(Bolt And Bushing Kit) (Bolt And Bushing Kit)	Upper Lower	K150362 K150362	2 2 R309
Leaf Spring Shackle Bracket				
1990-1978	(New Part - Pending Availability)	Rear	K150410	2 R309
Leaf Spring Shackle Bushing				
1990-1980		Upper Lower	SB336 SB336	2 2 R309
1979-1978	1-1/4" Outside Diameter X 2-7/8" Long, (High Quality Elastomer For Durability And Performance)	Rear	K200129 ‡	4 R309
1977-1967		Lower	K200923	2 R309
1974-1970		Front Rear	SB308 SB308	2 2 R309
Sway Bar Link				
1990-1980	13.8" Length, (Link And Bushing Kit)		K80017	2
Sway Bar Repair Kit				
1990-1980	(Link Not Included, Contains Thermoplastic Bushing For Both Ends Of Link)		K8657	1
Bronco II				
Leaf Spring Bushing				
1990-1984	1-11/16" Outside Diameter X 9/16" Inside Diameter	Front	SB340	2 R309
Leaf Spring Shackle				
1990-1986	(Contains Shackle, Nuts, Bolts & Bushing)	Rear	K150409	2 R309
Sway Bar Repair Kit				
1990-1987	(Link Not Included, Contains Thermoplastic Bushing For Both Ends Of Link)		K8657	1
1986	Four Wheel Drive (4X4), (Link Not Included, Contains Thermoplastic Bushing For Both Ends Of Link)		K8657	1
1985-1984	(Link Not Included, Contains Thermoplastic Bushing For Both Ends Of Link)		K8657	1

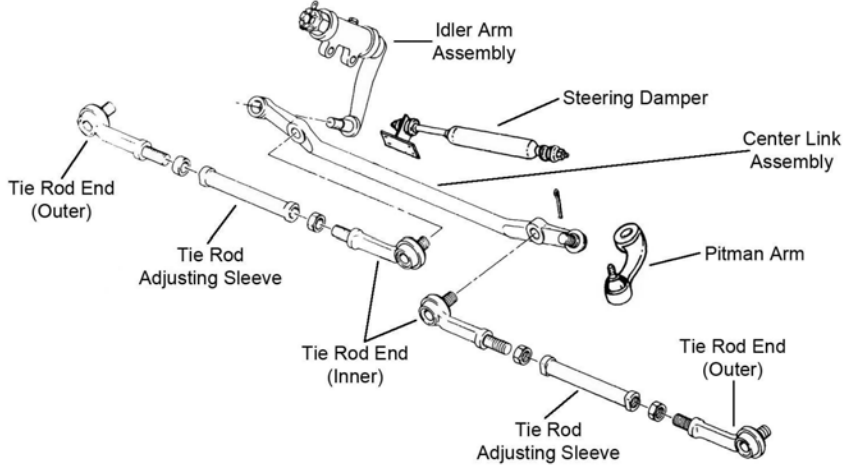
FRONT SUSPENSION



F197

Year	Model/Application	Part	P/C Qty	Figure	
Ball Joint					
1982-1981		Upper Lower	K9046 K9099	2 2	F197 F197
1980	From 11/1/80 From 11/1/80 Thru 11/1/80	Upper Lower Upper	K9046 K9099 K9026	2 2 2	F197 F197 F197
1979-1972		Upper	K9026	2	F197
Control Arm Bushing					
1981-1972	(Contains Front And Rear Bushings)	Lower	K9178	2	F197
Control Arm Shaft Assembly					
1982-1972		Upper	K9154	2	F197
Sway Bar Bushing					
1982-1972		To Frame	K9246	1	F197
Sway Bar Repair Kit					
1982-1979	Two Wheel Drive (4x2), (Includes Polyurethane Bushings And Solid Metal Sleeve For Enhanced Performance. Barrel Nut Allows For Easier Installation.) Two Wheel Drive (4x2), (Standard Design)		K700533 ‡ K447	2 2	F197 F197
1978-1977	(Includes Polyurethane Bushings And Solid Metal Sleeve For Enhanced Performance. Barrel Nut Allows For Easier Installation.)		K700533 ‡	2	F197
1978-1972	(Standard Design)		K447	2	F197
1974	(Includes Polyurethane Bushings And Solid Metal Sleeve For Enhanced Performance. Barrel Nut Allows For Easier Installation.)		K700533 ‡	2	F197

STEERING



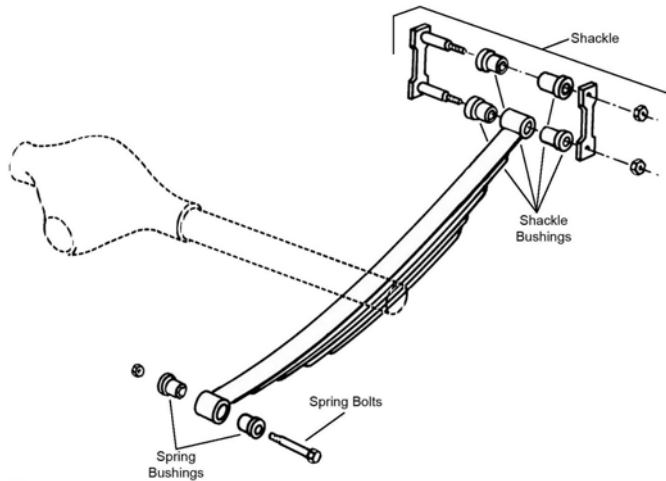
S237

FORD TRUCK-Courier (Cont.)

STEERING (Cont.)

Year	Model/Application	Part	P/C Qty	Figure
Center Link				
1976-1972		ES2414	1	S237
Idler Arm				
1982-1981	(3 Mounting Holes)	K9287	1	
1980-1972	(2 Mounting Holes)	K9096	1	S237
Pitman Arm				
1982-1981		K9138	1	S237
1980	From 11/1/80	K9138	1	
Tie Rod Adjuster				
1982-1981		ES2154S	2	
1980	From 11/1/80	ES2154S	2	
Tie Rod End				
1982	(Powdered Metal Gusher Brg. For Better Lubrication)	Outer	ES2361 ‡	2
1982-1981		Inner	ES2362	2
1981	From 11/1/80, (Powdered Metal Gusher Brg. For Better Lubrication)	Outer	ES2361 ‡	2
1980	From 11/1/80 Thru 11/1/80, (Includes Sunoloy-Coated Metal Bearing To Combine Durability With Smooth Stud Swing)	Inner	ES2362	2
		Outer	ES2073L ‡	2
		Inner	ES2074R ‡	2
1979-1972	(Includes Sunoloy-Coated Metal Bearing To Combine Durability With Smooth Stud Swing)	Outer	ES2073L ‡	2
		Inner	ES2074R ‡	2

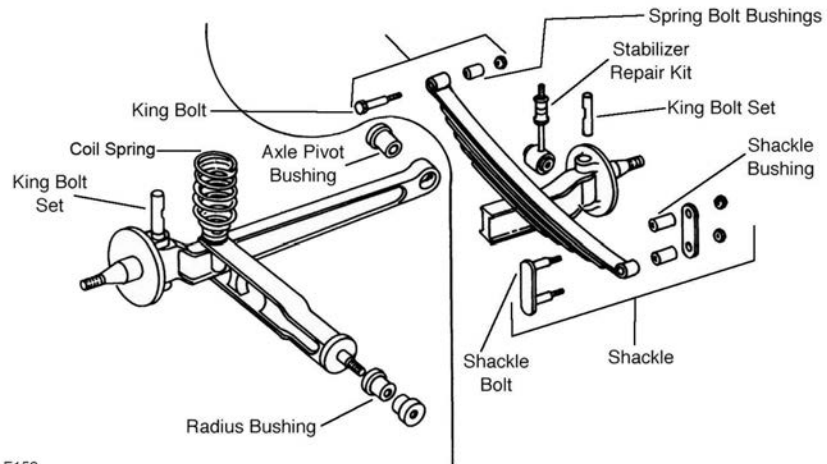
REAR SUSPENSION



R309

Year	Model/Application	Part	P/C Qty	Figure
Leaf Spring Bushing				
1982-1977		Front	K9948	4
Leaf Spring Shackle Bushing				
1982-1977			K9948	8

FRONT SUSPENSION

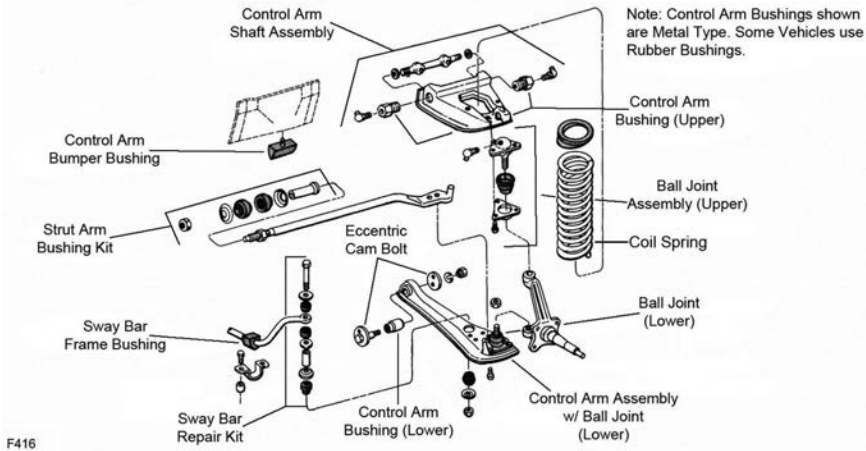


F152

Year	Model/Application	Part	P/C Qty	Figure
King Bolt Set				
1959-1957	.8590" X 6.540", (Contains Metal Bushing)	8455B	1	F152
	.8690" X 6.540", (Contains Metal Bushing, Oversize)	8455B010	1	
	.922" X 6.990", (Contains Metal Bushing, Two Keyway, Two Straight Oil Groove)	8458B	1	
	.932" X 6.990", (Contains Metal Bushing, Oversize, Two Keyway, Two Straight Oil Groove)	8458B010	1	
STEERING				
Year	Model/Application	Part	P/C Qty	Figure
Drag Link Assembly				
1958	1/2 Ton, (Powdered Metal Gusher Brg. For Better Lubrication)	DS658 ‡	1	
	3/4 Ton, (Powdered Metal Gusher Brg. For Better Lubrication)	DS658 ‡	1	
Steering Damper Bellows				
1959	Four Wheel Drive (4X4), 1 Ton, (Super Trail Boss)	SSD90	1	
	Four Wheel Drive (4X4), 1 Ton, (Trail Boss)	SSD68	1	
	Four Wheel Drive (4X4), 3/4 Ton, (Super Trail Boss)	SSD90	1	
	Four Wheel Drive (4X4), 3/4 Ton, (Trail Boss)	SSD68	1	
Steering Damper Cylinder				
1959	Four Wheel Drive (4X4), (Trail Boss)	SSD48	1	
	Four Wheel Drive (4X4), 1 Ton, (Super Trail Boss)	SSD82	1	
	Four Wheel Drive (4X4), 1 Ton, (Trail Boss)	SSD48	1	
	Four Wheel Drive (4X4), 3/4 Ton, (Super Trail Boss)	SSD82	1	
	Four Wheel Drive (4X4), 3/4 Ton, (Trail Boss)	SSD48	1	
Steering Damper Kit				
1959	Four Wheel Drive (4X4), 1 Ton, (Super Trail Boss)	SSD92	1	
	Four Wheel Drive (4X4), 1 Ton, (Trail Boss)	SSD13	1	
	Four Wheel Drive (4X4), 3/4 Ton, (Super Trail Boss)	SSD92	1	
	Four Wheel Drive (4X4), 3/4 Ton, (Trail Boss)	SSD13	1	

FORD TRUCK-Falcon

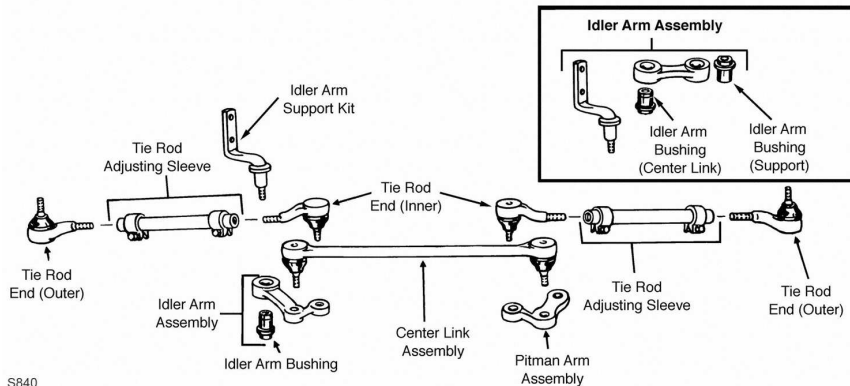
FRONT SUSPENSION



F416

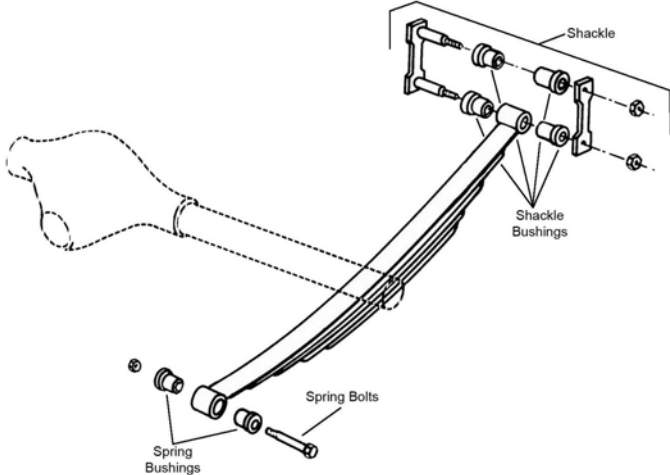
Year	Model/Application	Part	P/C Qty	Figure
Ball Joint				
1965-1963	4 Bolt Mounting, (Full Ball Stud Provides 360 Degrees Of Smooth Rotation)	Upper	K8036 ‡	2 F416
1962-1960	(Powdered Metal Gusher Brg. For Better Lubrication)	Upper	K812A ‡	2 F416
Control Arm Shaft Assembly				
1965-1961		Upper	K8053	2 F416
Control Arm with Ball Joint				
1965-1964	(R-Series)	Upper	RK621428	2 F416
1965-1961	(Powdered Metal Gusher Brg. For Better Lubrication)	Lower	CK8035 ‡	2 F416
Strut Rod Bushing				
1965-1964	(Improved Design)		K8122	1 F416
Sway Bar Bushing				
1965-1963	15/16" Sway Bar Diameter, (Contains Thermoplastic Bushings And Universal Mounting Bracket)	To Frame	K8792 ‡	1 F416
1965-1962	11/16" Sway Bar Diameter, (Contains Bracket, Contains Thermoplastic Bushings And Universal Mounting Bracket)	To Frame	K7322 ‡	1 F416
1965-1960	(Standard Design)	To Frame	K5227	1 F416
Sway Bar Repair Kit				
1965-1962	(Includes Polyurethane Bushings And Solid Metal Sleeve For Enhanced Performance. Barrel Nut Allows For Easier Installation.)		K700531 ‡	2 F416
1965-1961	5.5" Length, (Includes Polyurethane Bushings And Solid Metal Sleeve For Enhanced Performance. Barrel Nut Allows For Easier Installation.)		K700528 ‡	2 F416
1965-1960	(Heavy Duty Design)		K8989 ‡	2 F416
1965-1960	(Standard Design)		K5255	2 F416

STEERING



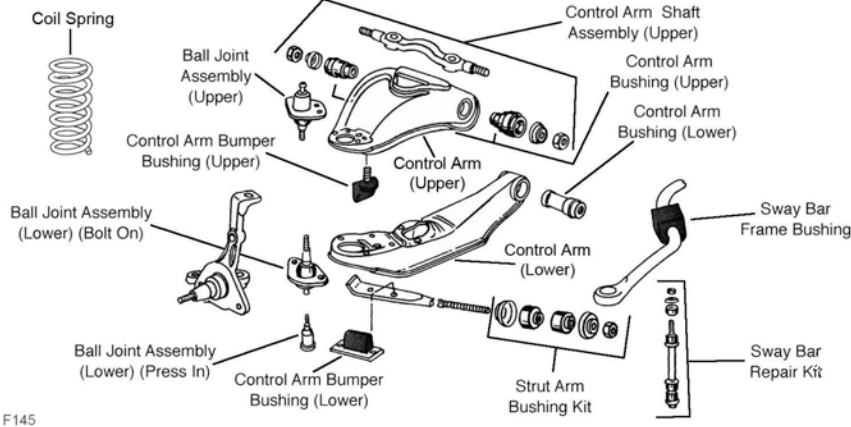
S840

Year	Model/Application	Part	P/C Qty	Figure
Idler Arm				
1965	V8 Cyl, (Greaseable Socket Reduces Corrosion/Wear) 200(3.3L), (Powdered Metal Gusher Brg. For Better Lubrication)		K8106 ‡	1 S840
			K8160 ‡	1

STEERING (Cont.)					
Year	Model/Application	Part	P/C Qty	Figure	
Idler Arm					
1965-1961	170(2.8L), (Powdered Metal Gusher Brg. For Better Lubrication)	K8160 ‡	1		
1964-1961	144(2.4L), (Powdered Metal Gusher Brg. For Better Lubrication)	K8160 ‡	1		
1961-1960	(Powdered Metal Gusher Brg. For Better Lubrication)	K8160 ‡	1		
Idler Arm Bushing					
1965	6 Cyl, Manual Steering, 1.15" Outside Diameter, (For OE Design Idler Arm Only)	K8094 ‡	1	S840	
1964	6 Cyl, From 2/3/64, Manual Steering, 1.15" Outside Diameter, (For OE Design Idler Arm Only)	K8094 ‡	1	S840	
1963	6 Cyl, Thru 1/6/63, 1.15" Outside Diameter, (Pivot Bushing)	K8826	1	S840	
	V8 Cyl, Thru 1/6/63, 1.15" Outside Diameter, (Pivot Bushing)	K8826	1	S840	
1962-1960	1.15" Outside Diameter, (Pivot Bushing)	K8826	1	S840	
Tie Rod Adjusting Sleeve					
1965	V8 Cyl, Sedan Delivery, Manual Steering V8 Cyl, Sedan Delivery, Power Steering V8 Cyl, Sedan Delivery, Power Steering	Left	ES2004S	2	S840
		Right	ES638S	1	S840
			ES2004S	1	S840
1965-1964	6 Cyl, Sedan Delivery, Power Steering		ES2004S	2	S840
1965-1963	Ranchero, Manual Steering Ranchero, Power Steering		ES2032S	2	S840
			ES2004S	2	S840
1964	V8 Cyl, 3/4" -18 Threads, 4.50" Length V8 Cyl, Sedan Delivery	Left	ES638S	1	S840
			ES2004S	2	S840
1963	6 Cyl, 11/16" - 18 Thread, 4.72" Length V8 Cyl, Sedan Delivery, Manual Steering		ES2004S	1	S840
			ES2004S	2	S840
1962	Manual Steering Power Steering		ES2032S	2	S840
			ES2004S	2	S840
Tie Rod End					
1965	V8 Cyl, (Powdered Metal Gusher Brg. For Better Lubrication) V8 Cyl, Conventional Power Steering, (Powdered Metal Gusher Brg. For Better Lubrication)	Inner	ES713 ‡	2	S840
		Left Outer	ES336L ‡	1	S840
1965-1963	6 Cyl, Conventional Manual Steering, (Powdered Metal Gusher Brg. For Better Lubrication) 6 Cyl, Conventional Manual Steering, (Powdered Metal Gusher Brg. For Better Lubrication) V8 Cyl, Manual Steering, (Powdered Metal Gusher Brg. For Better Lubrication) V8 Cyl, Power Steering, (Powdered Metal Gusher Brg. For Better Lubrication) V8 Cyl, Power Steering, (Powdered Metal Gusher Brg. For Better Lubrication)	Outer	ES317L ‡	2	S840
		Inner	ES317R ‡	2	S840
		Outer	ES336R ‡	2	S840
		Right Outer	ES336R ‡	1	S840
		Left Inner	ES714 ‡	1	S840
1964-1963	V8 Cyl, Manual Steering, (Powdered Metal Gusher Brg. For Better Lubrication) V8 Cyl, Power Steering, (Powdered Metal Gusher Brg. For Better Lubrication) V8 Cyl, Power Steering, (Powdered Metal Gusher Brg. For Better Lubrication)	Inner	ES713 ‡	2	S840
		Left Outer	ES336L ‡	1	S840
		Right Outer	ES713 ‡	1	S840
		Right Inner			
1962-1960	(Powdered Metal Gusher Brg. For Better Lubrication) (Powdered Metal Gusher Brg. For Better Lubrication)	Outer	ES317L ‡	2	S840
		Inner	ES317R ‡	2	S840
REAR SUSPENSION					
 <p>The diagram illustrates the rear suspension components. A leaf spring is shown with a shackle at the top and spring bolts at the bottom. Labels include 'Shackle', 'Shackle Bushings', 'Spring Bolts', and 'Spring Bushings'. A reference number 'R309' is located at the bottom left of the diagram area.</p>					
Leaf Spring Bolt Kit					
1965-1964		K150237	2	R309	
Leaf Spring Shackle Bushing					
1965-1962		Upper	K8785	2	R309
1964	V8 Cyl, From 5/14/64		K8785	4	R309

FORD TRUCK-Ranchero

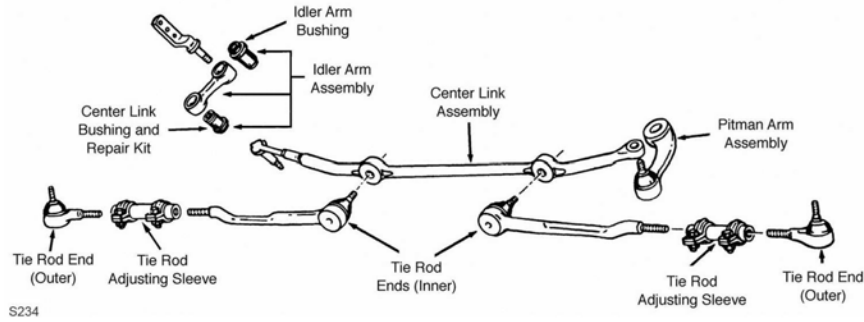
FRONT SUSPENSION



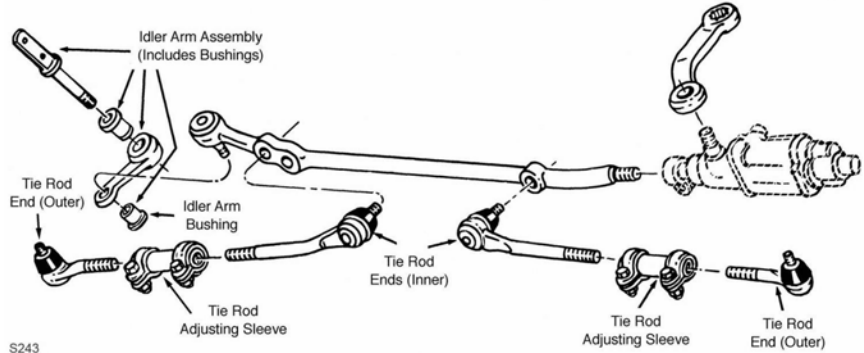
F145

Year	Model/Application	Part	P/C Qty	Figure
Ball Joint				
1979-1972	(Powdered Metal Gusher Brg. For Better Lubrication)	Upper	K8212 ‡	2 F145
	(Press In Type, Powdered Metal Gusher Brg. For Better Lubrication)	Lower	K8197 ‡	2 F145
1972	(Bolt On Type, Powdered Metal Gusher Brg. For Better Lubrication)	Lower	K8059 ‡	2 F145
1971-1970	3 Bolt Mounting, (Full Ball Stud Provides 360 Degrees Of Smooth Rotation)	Upper	K8142 ‡	2 F145
1969-1966	4 Bolt Mounting, (Full Ball Stud Provides 360 Degrees Of Smooth Rotation)	Upper	K8036 ‡	2 F145
Control Arm Bushing				
1979-1973	(Contains Front And Rear Bushings)	Upper	K8202	2 F145
1979-1972		Lower	K8082	2 F145
1972	From 3/14/72, 1.82" Length, (Contains Front And Rear Bushings)	Upper	K8202	2 F145
	Thru 3/14/72, 1.51" Length, (Contains Front And Rear Bushings)	Upper	K8083	2 F145
1971-1966		Lower	K8132	2 F145
Control Arm Bushing Set				
1971-1966	(Contains Front And Rear Bushings)	Upper	K8278	2 F145
Control Arm Shaft Assembly				
1971-1966	(Standard Design)	Upper	K8131	2 F145
Control Arm with Ball Joint				
1971-1968	(R-Series) (Contains Bushing, Powdered Metal Gusher Brg. For Better Lubrication)	Upper	RK621369	2
	(R-Series)	Lower	CK8123 ‡	2 F145
		Lower	RK8123	2 F145
1967-1966	(R-Series)	Lower	RK8121	2 F145
1966	(R-Series)	Upper	RK621428	2
Strut Rod Bushing Kit				
1979-1972	(Improved Design)		K8207	1 F145
1971-1966	(Improved Design)		K8157	1 F145
Sway Bar Bushing				
1979-1972	1-1/16" Sway Bar Diameter	To Frame	K80093	1 F145
1971-1966	11/16" Sway Bar Diameter, (Contains Bracket, Contains Thermoplastic Bushings And Universal Mounting Bracket)	To Frame	K7322 ‡	1 F145
	15/16" Sway Bar Diameter, (Contains Thermoplastic Bushings And Universal Mounting Bracket)	To Frame	K8792 ‡	1 F145
1970-1966	5/8" Or 11/16" Sway Bar Diameter, (Standard Design)	To Frame	K5227	1 F145
Sway Bar Repair Kit				
1979-1972	(Heavy Duty Design) (Includes Polyurethane Bushings And Solid Metal Sleeve For Enhanced Performance. Barrel Nut Allows For Easier Installation.)		K6629 ‡	2 F145
	(Standard Design)		K700535 ‡	2 F145
			K8266	2 F145
1971-1966	(Includes Polyurethane Bushings And Solid Metal Sleeve For Enhanced Performance. Barrel Nut Allows For Easier Installation.)		K700531 ‡	2 F145
	(Standard Design)		K8097	2 F145

STEERING



S234

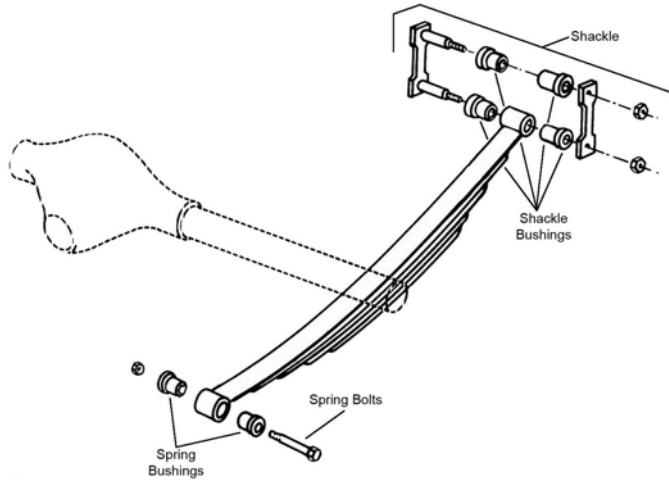


S243

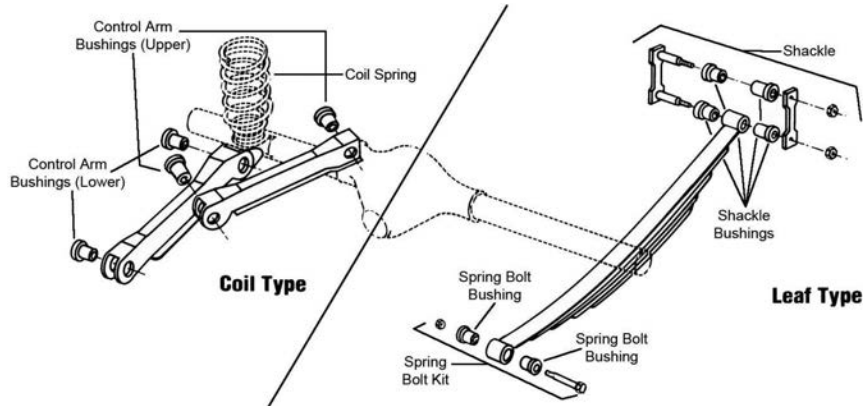
Year	Model/Application	Part	P/C Qty	Figure
Idler Arm				
1979-1972	(Powdered Metal Gusher Brg. For Better Lubrication)	K8185 ‡	1	S234
1969-1966	Power Steering, (Powdered Metal Gusher Brg. For Better Lubrication)	K8159 ‡	1	S243
Idler Arm Bushing				
1979-1972	(For OE Design Idler Arm Only)	Center Link End K8103	1	S234
	(For OE Design Idler Arm Only)	Support End K8094 ‡	1	S234
1971-1969	(For OE Design Idler Arm Only)	Support End K8094 ‡	1	S234, S243
1971-1967	Manual Steering, (For OE Design Idler Arm Only)	Center Link End K8103	1	S234
1968-1967	(For OE Design Idler Arm Only)	Support End K8094 ‡	1	S234, S243
1966	6 Cyl, Manual Steering, (For OE Design Idler Arm Only)	Support End K8094 ‡	1	S234
Pitman Arm				
1979-1977	(Greaseable Socket Reduces Corrosion/Wear)	K8256 ‡	1	S234
1976-1972	Power Steering, (Greaseable Socket Reduces Corrosion/Wear)	K8217 ‡	1	S234
Tie Rod Adjusting Sleeve				
1979-1972		ES426S	2	S234
1971-1966		ES2004S	2	S234, S243
Tie Rod End				
1979-1974	(Powdered Metal Gusher Brg. For Better Lubrication)	Inner DS820 ‡	2	S234
1979-1972	(Powdered Metal Gusher Brg. For Better Lubrication)	Outer ES435RL ‡	2	S234
1973-1972	(Powdered Metal Gusher Brg. For Better Lubrication)	Inner DS802 ‡	2	S234
1971-1970	(Powdered Metal Gusher Brg. For Better Lubrication)	Outer ES387R ‡	2	S234, S243
	(Powdered Metal Gusher Brg. For Better Lubrication)	Inner DS791 ‡	2	S234, S243
1969-1967	(Powdered Metal Gusher Brg. For Better Lubrication)	Outer ES360RL ‡	2	S234, S243
	(Powdered Metal Gusher Brg. For Better Lubrication)	Inner ES363RL ‡	2	S234, S243
1966	(Powdered Metal Gusher Brg. For Better Lubrication)	Outer ES359R ‡	2	S234, S243

FORD TRUCK-Ranchero (Cont.)

REAR SUSPENSION



R309

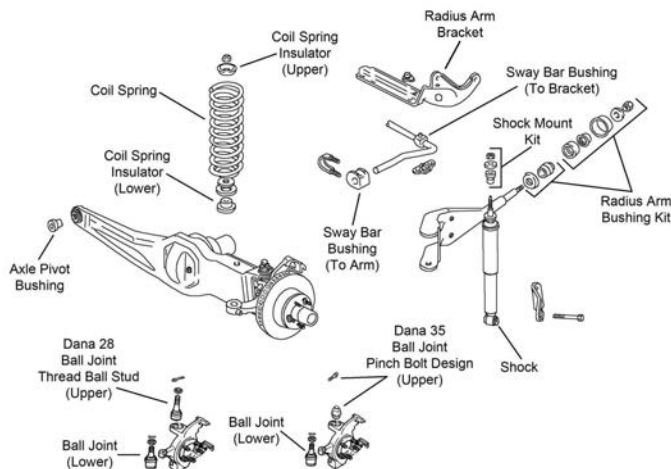


R310

Year	Model/Application	Part	P/C Qty	Figure
Control Arm Bushing Set				
1979-1972	(Contains Front And Rear Bushings)	Lower	K8135	1 R310
Leaf Spring Bolt Kit				
1971-1966		Fixed End	K150237	2 R309

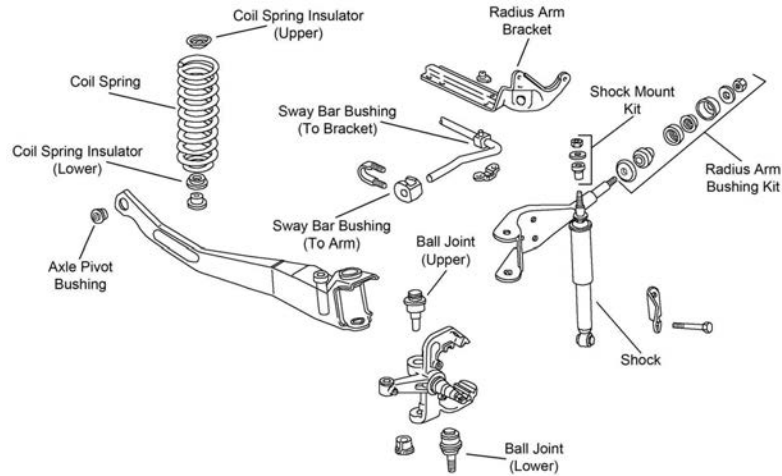
FORD TRUCK-Ranger

FRONT SUSPENSION

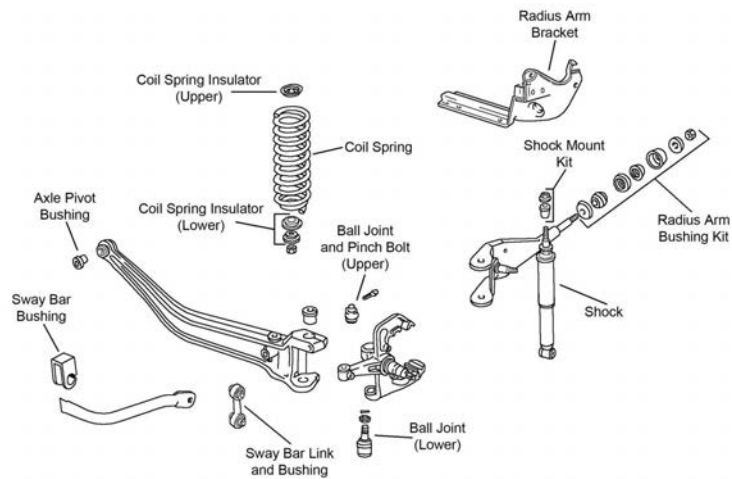


F003

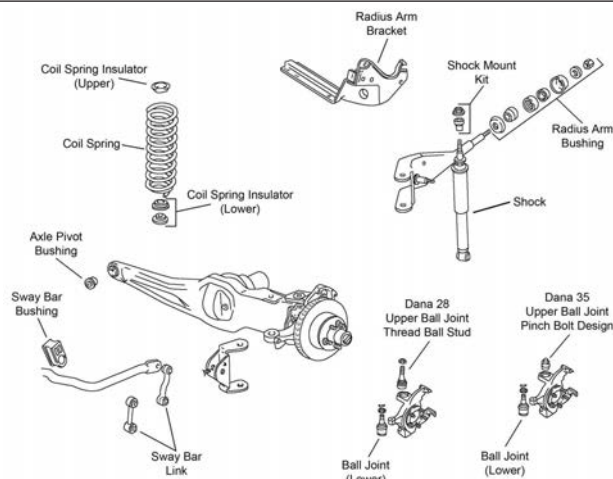
FRONT SUSPENSION (Cont.)



F458



F462



F464

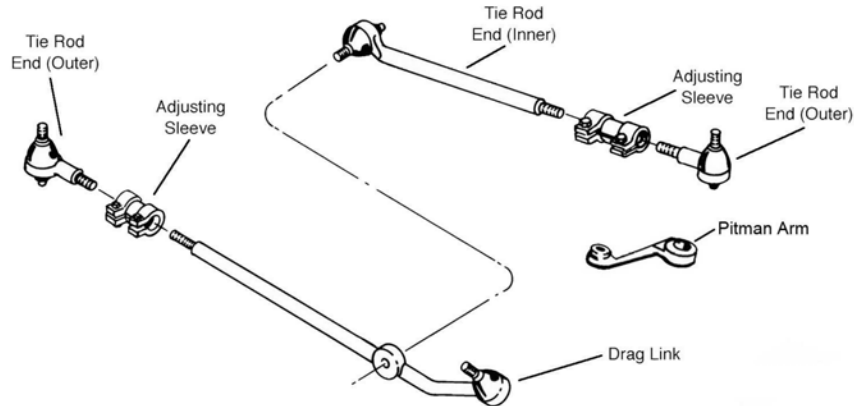
Year	Model/Application	Part	P/C Qty	Figure
Ball Joint				
1990	Four Wheel Drive (4X4), Dana 35 Axle, (Pinch Bolt Stud Design, Powdered Metal Gusher Brg. For Better Lubrication) Upper	K8546 ‡	2	F464
	Four Wheel Drive (4X4), Dana 35 Axle, (Pinch Bolt Stud Design, Powdered Metal Gusher Brg. For Better Lubrication, New Pre-Installed Integral Dust Boot Eases Installation, New And Original Designs Can Be Installed) Lower	K8563 ‡	2	F464
1990-1989	Four Wheel Drive (4X4), Dana 28 Axle, (Threaded Stud Design, Powdered Metal Gusher Brg. For Better Lubrication) Upper	K8412T ‡	2	F464
	Four Wheel Drive (4X4), Dana 28 Axle, (Powdered Metal Gusher Brg. For Better Lubrication) Lower	K8411 ‡	2	F464

FORD TRUCK-Ranger (Cont.)

FRONT SUSPENSION (Cont.)

Year	Model/Application	Part	P/C Qty	Figure	
Ball Joint					
1990-1989 (Cont.)	Two Wheel Drive (4x2), (Powdered Metal Gusher Brg. For Better Lubrication)	Upper	K8560T ‡	2 F462	
	Two Wheel Drive (4x2), (Powdered Metal Gusher Brg. For Better Lubrication, New Pre-Installed Integral Dust Boot Eases Installation, New And Original Designs Can Be Installed)	Lower	K8561T ‡	2 F462	
1988-1983	Four Wheel Drive (4X4), Dana 28 Axle, (Threaded Stud Design, Powdered Metal Gusher Brg. For Better Lubrication)	Upper	K8412T ‡	2 F003	
	Four Wheel Drive (4X4), Dana 28 Axle, (Powdered Metal Gusher Brg. For Better Lubrication)	Lower	K8411 ‡	2 F003	
	Two Wheel Drive (4x2), (Powdered Metal Gusher Brg. For Better Lubrication)	Upper	K8414 ‡	2 F458	
	Two Wheel Drive (4x2), (Powdered Metal Gusher Brg. For Better Lubrication)	Lower	K8413T ‡	2 F458	
Front Axle Pivot Bushing					
1990-1989	Four Wheel Drive (4X4)		K8292	2 F464	
	Four Wheel Drive (4X4), (Problem Solver Kit)		K8620	1 F464	
	Two Wheel Drive (4x2), Forged Axle		K8606	2 F462	
1988-1984	Two Wheel Drive (4x2), Forged Axle		K8606	2 F458	
1988-1983	Four Wheel Drive (4X4)		K8292	2 F003	
	Four Wheel Drive (4X4), (Problem Solver Kit)		K8620	1 F003	
1983	Two Wheel Drive (4x2), Forged Axle, From 6/83		K8606	2 F458	
Pinch Bolt and Nut					
1990	Four Wheel Drive (4X4), Dana 35 Axle		K4038	2 F464	
1990-1989	Two Wheel Drive (4x2)		K4039	2 F462	
Radius Arm Bracket					
1990-1989	(Design Allows Ease Of Installation)	Left	CK9947	1 F462, F464	
		Right	K8778 ‡	1 F462, F464	
1988-1983	(Design Allows Ease Of Installation)	Left	CK9947	1 F003, F458	
		Right	K8778 ‡	1 F003, F458	
Radius Arm Bushing Kit					
1990-1989	(High Performance Bushing With Metal Insert Prevents Lateral Movement) (Improved Design Kit With Thermoplastic For Heat Resistance, Design Allows Ease Of Installation)		K8361 ‡	1 F462, F464	
			K80007 ‡	2 F462, F464	
1988-1983	(High Performance Bushing With Metal Insert Prevents Lateral Movement) (Improved Design Kit With Thermoplastic For Heat Resistance, Design Allows Ease Of Installation)		K8361 ‡	1 F003, F458	
			K80007 ‡	2 F003, F458	
Radius Arm Hardware Kit					
1990-1989	(10 Per Package, Self Locking Nut)		K4006	1 F462, F464	
1988-1983	(10 Per Package, Self Locking Nut)		K4006	1 F003, F458	
Radius Arm Heat Shield					
1990-1989	(20-Gauge Stainless Steel Material Provides Longer Service Life)		K8729 ‡	1 F462, F464	
1988-1983	(20-Gauge Stainless Steel Material Provides Longer Service Life)		K8729 ‡	1 F003, F458	
Sway Bar Bushing					
1990	1" Sway Bar Diameter, (Split Design For Easier Installation) 7/8" Or 23mm Sway Bar Diameter	To Frame	K8690 ‡	1 F462, F464	
		To Frame	K8689	1 F462, F464	
1989	Four Wheel Drive (4X4), 1-1/16" Sway Bar Diameter	To Frame	K8654	1 F464	
	Four Wheel Drive (4X4), 1-1/8" Sway Bar Diameter, (Improved Design Bushing With Premium Rubber Material And Synthetic Fabric Lining Lasts Longer And Eliminates Noise)	To Frame	K201624 ‡	1 F464	
	Four Wheel Drive (4X4), 1-1/8" Sway Bar Diameter, (Standard Design)	To Frame	K8655	1 F464	
	Four Wheel Drive (4X4), 1-3/16" Sway Bar Diameter, (Improved Design Bushing With Premium Rubber Material And Synthetic Fabric Lining Lasts Longer And Eliminates Noise)	To Frame	K201625 ‡	1 F464	
	Four Wheel Drive (4X4), 1-3/16" Sway Bar Diameter, (Standard Design)	To Frame	K8656	1 F464	
	Four Wheel Drive (4X4), 15/16" Sway Bar Diameter	To Frame	K8652	1 F464	
	Four Wheel Drive (4X4), 7/8" Sway Bar Diameter	To Frame	K8651	1 F464	
	Two Wheel Drive (4x2), 1" Sway Bar Diameter, (Split Design For Easier Installation)	To Frame	K8690 ‡	1 F462	
	Two Wheel Drive (4x2), 7/8" Or 23mm Sway Bar Diameter	To Frame	K8689	1 F462	
	1988	Base Model, S, XLT, 1" Sway Bar Diameter	To Frame	K8682	1 F003, F458
		Base Model, S, XLT, 1-1/8" Sway Bar Diameter	To Frame	K8684	1 F003, F458
		STX, Four Wheel Drive (4X4), 1-1/16" Sway Bar Diameter	To Frame	K8654	1 F003, F458
		STX, Four Wheel Drive (4X4), 1-1/8" Sway Bar Diameter, (Improved Design Bushing With Premium Rubber Material And Synthetic Fabric Lining Lasts Longer And Eliminates Noise)	To Frame	K201624 ‡	1 F003, F458
STX, Four Wheel Drive (4X4), 1-1/8" Sway Bar Diameter, (Standard Design)		To Frame	K8655	1 F003, F458	
STX, Four Wheel Drive (4X4), 1-3/16" Sway Bar Diameter, (Improved Design Bushing With Premium Rubber Material And Synthetic Fabric Lining Lasts Longer And Eliminates Noise)		To Frame	K201625 ‡	1 F003, F458	
STX, Four Wheel Drive (4X4), 1-3/16" Sway Bar Diameter, (Standard Design)		To Frame	K8656	1 F003, F458	
STX, Four Wheel Drive (4X4), 15/16" Sway Bar Diameter		To Frame	K8652	1 F003, F458	
STX, Four Wheel Drive (4X4), 7/8" Sway Bar Diameter		To Frame	K8651	1 F003, F458	
1987-1983		1" Sway Bar Diameter	To Frame	K8682	1 F003, F458
	1-1/8" Sway Bar Diameter	To Frame	K8684	1 F003, F458	
Sway Bar Repair Kit					
1990-1989	(Link Not Included, Contains Thermoplastic Bushing For Both Ends Of Link)		K8657	1 F462, F464	
1988-1987	(Link Not Included, Contains Thermoplastic Bushing For Both Ends Of Link)		K8657	1 F003, F458	

STEERING

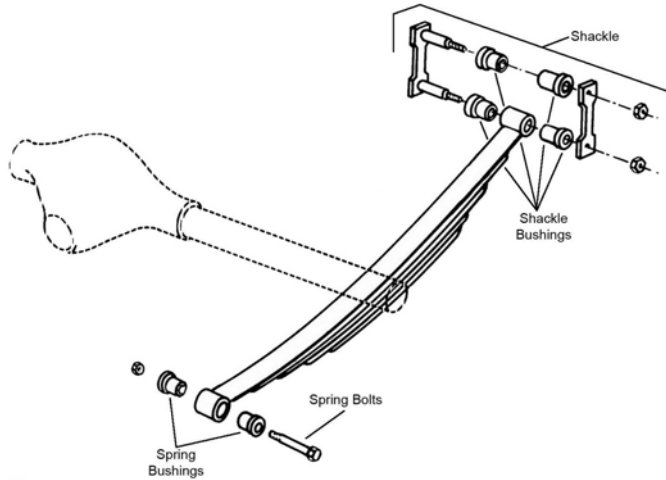


S286

Year	Model/Application	Part	P/C Qty	Figure
Drag Link Assembly				
1988-1983	(Powdered Metal Gusher Brg. For Better Lubrication) At Pitman Arm	DS1041 ‡	1	S286
Pitman Arm				
1990	Four Wheel Drive (4X4), High Rider Package, (MOOG Engineered Steel Composition Enhances Strength)	K8750 ‡	1	S286
1990-1984	Two Wheel Drive (4x2), Power Steering	K8754	1	S286
1983	Two Wheel Drive (4x2), From 6/83, Power Steering	K8754	1	S286
Steering Damper Bellows				
1990-1983	(Trail Boss) Front	SSD68	1	
Steering Damper Cylinder				
1990-1983	(Trail Boss) Front	SSD106	1	
Steering Damper Kit				
1990-1989	Four Wheel Drive (4X4), Equipped With A Front Sway Bar, (Super Trail Boss) Front	SSD95	1	
Tie Rod Adjusting Sleeve				
1990-1983		Left ES2080S Right ES2079S	1 1	S286 S286
Tie Rod End				
1990	(Powdered Metal Gusher Brg. For Better Lubrication) Right Inner	DS1161 ‡	1	S286
	Four Wheel Drive (4X4), (Powdered Metal Gusher Brg. For Better Lubrication) Left Inner	DS1177 ‡	1	S286
1990-1989	Two Wheel Drive (4x2), (Powdered Metal Gusher Brg. For Better Lubrication) Left Inner	DS1159 ‡	1	S286
1990-1983	Four Wheel Drive (4X4), (Greaseable, Powdered Metal Gusher Brg. For Better Lubrication) Left Outer	ES2215L ‡	1	S286
	Four Wheel Drive (4X4), (Greaseable, Powdered Metal Gusher Brg. For Better Lubrication) Right Outer	ES2214R ‡	1	S286
	Two Wheel Drive (4x2), (Powdered Metal Gusher Brg. For Better Lubrication) Left Outer	ES2078LT ‡	1	S286
	Two Wheel Drive (4x2), (Powdered Metal Gusher Brg. For Better Lubrication) Right Outer	ES2077RT ‡	1	S286
1989	Four Wheel Drive (4X4), (Greaseable, Powdered Metal Gusher Brg. For Better Lubrication) Left Inner	DS1141 ‡	1	S286
	Four Wheel Drive (4X4), (Powdered Metal Gusher Brg. For Better Lubrication) Right Inner	DS1224 ‡	1	S286
	Two Wheel Drive (4x2), (Powdered Metal Gusher Brg. For Better Lubrication) Right Inner	DS1161 ‡	1	S286
1988-1983	(Greaseable, Powdered Metal Gusher Brg. For Better Lubrication) Left Inner	DS1141 ‡	1	S286
1987	Two Wheel Drive (4x2), Thru 2/1/87, (Powdered Metal Gusher Brg. For Better Lubrication) Left Inner	DS1040 ‡	1	S286
1987-1983	Four Wheel Drive (4X4), (Powdered Metal Gusher Brg. For Better Lubrication) Left Inner	DS1042 ‡	1	S286
1986-1983	Two Wheel Drive (4x2), (Powdered Metal Gusher Brg. For Better Lubrication) Left Inner	DS1040 ‡	1	S286

FORD TRUCK-Ranger (Cont.)

REAR SUSPENSION

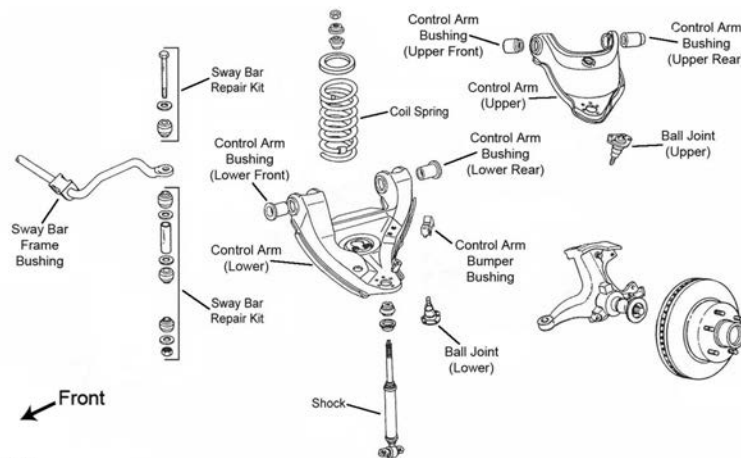


R309

Year	Model/Application	Part	P/C Qty	Figure	
Leaf Spring Bushing					
1990-1983	1-11/16" Outside Diameter X 9/16" Inside Diameter	Front	SB340	2	R309
Leaf Spring Shackle					
1990-1983	(Contains Shackle, Nuts, Bolts & Bushing)	Rear	K150409	2	R309
Leaf Spring Shackle Bracket					
1990-1983	(New Part - Pending Availability)	Rear	K150414	2	R309
Leaf Spring Shackle Bushing					
1990-1989	Two Wheel Drive (4x2), 1-1/4" Outside Diameter X 2-7/8" Long, (High Quality Elastomer For Durability And Performance)		K200129 ‡	4	R309
1988-1986	1-1/4" Outside Diameter X 2-7/8" Long, (High Quality Elastomer For Durability And Performance)		K200129 ‡	4	R309
1985-1983	Two Wheel Drive (4x2), 1-1/4" Outside Diameter X 2-7/8" Long, (High Quality Elastomer For Durability And Performance)		K200129 ‡	4	R309

GENERAL MOTORS TRUCK-15 Series - 1/2 Ton

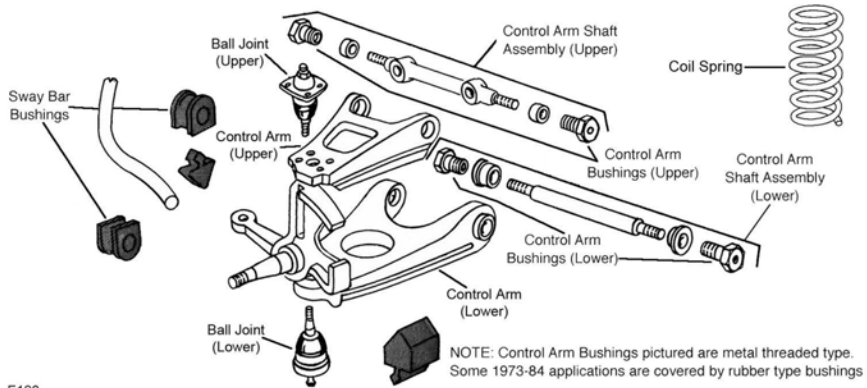
FRONT SUSPENSION



F073

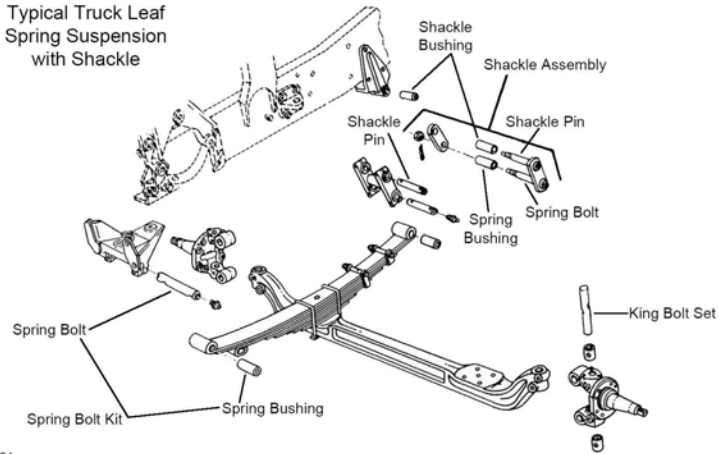
F073

**(Cont.) 15 Series - 1/2 Ton-GENERAL MOTORS TRUCK
FRONT SUSPENSION (Cont.)**

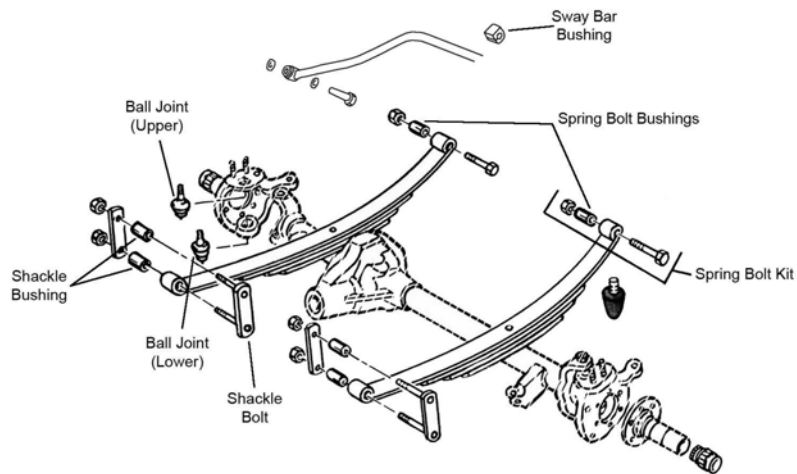


F120

Typical Truck Leaf Spring Suspension with Shackle



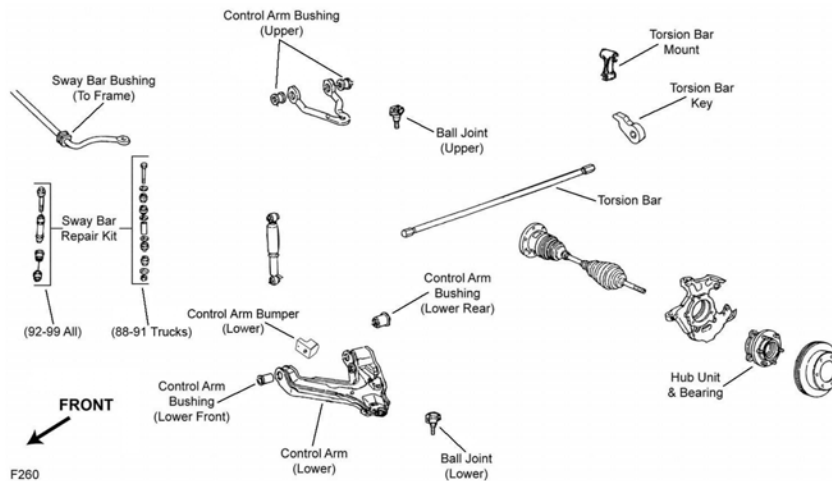
F121



F123

GENERAL MOTORS TRUCK-15 Series - 1/2 Ton (Cont.)

FRONT SUSPENSION (Cont.)



F260

Year	Model/Application	Part	P/C Qty	Figure	
100					
King Bolt Set					
1959-1955	2000 Lb Axle, .8660" X 5.312", (Contains Metal Bushing)	8468B	1	F121	
1954-1951	.8660" X 5.312", (Contains Metal Bushing)	8294B	1	F121	
	.8760" X 5.312", (Contains Metal Bushing, Oversize)	8377B	1	F121	
Leaf Spring Bolt					
1959-1957		Front	K150300	2	F121
1956-1955		Front	K150346	2	F121
Leaf Spring Bushing					
1959-1955	Two Wheel Drive (4x2)	Front	K201001	2	F121
Leaf Spring Shackle					
1959-1955	(Center Bolt Not Required)		K150240	2	F121
1954-1947			K150240	2	F121
Leaf Spring Shackle Bushing					
1954-1939	Two Wheel Drive (4x2)	Lower	K201000	2	F121
150					
King Bolt Set					
1959	Two Wheel Drive (4x2), .8660" X 5.312", (Contains Metal Bushing)		8468B	1	F121
1959-1955	2500 Lb Axle, .921" Pin Diameter, 5.64" Length, (Contains Metal Bushing, One Keyway)		8445B	1	F121
1954-1953	.922" Pin Diameter, 5.64" Length, (Contains Metal Bushing, One Keyway)		8428B	1	F121
Leaf Spring Bolt					
1959-1957		Front	K150300	2	F121
1956-1955		Front	K150346	2	F121
Leaf Spring Bushing					
1959-1955	Two Wheel Drive (4x2)	Front	K201001	2	F121
Leaf Spring Shackle					
1959-1955	(Center Bolt Not Required)		K150240	4	F121
1954-1947			K150238	2	F121
Leaf Spring Shackle Bushing					
1954-1947	Two Wheel Drive (4x2)	Lower	K201000	2	F121
1942-1939	Two Wheel Drive (4x2)	Lower	K201000	2	F121
1000					
Ball Joint					
1966-1964	Two Wheel Drive (4x2), (Powdered Metal Gusher Brg. For Better Lubrication)	Lower	K6025 ‡	2	F120
1966-1960	(Powdered Metal Gusher Brg. For Better Lubrication)	Upper	K680 ‡	2	F120
Control Arm Bushing Set					
1965-1963	(High Quality Elastomer For Durability And Performance, Contains Front And Rear Bushings)	Upper	K6417 ‡	1	F120
Control Arm Shaft Assembly					
1966-1963	Two Wheel Drive (4x2)	Upper	K6098	2	F120
	Two Wheel Drive (4x2), (Greaseable Socket Reduces Corrosion/Wear)	Lower	K6147 ‡	2	F120

**(Cont.) 15 Series - 1/2 Ton-GENERAL MOTORS TRUCK
FRONT SUSPENSION (Cont.)**

Year	Model/Application	Part	P/C Qty	Figure
1000				
Leaf Spring Bushing				
1966-1960	Four Wheel Drive (4X4)	Fixed End	K201112	1 F123
Sway Bar Bushing				
1966-1965	Two Wheel Drive (4x2)	To Arm	K8204	1 F120
	Two Wheel Drive (4x2)	To Frame	K8204	1 F120
1964	Two Wheel Drive (4x2), (Standard Design)	To Frame	K5227	1 F120
1500				
Ball Joint				
1966-1963	(Powdered Metal Gusher Brg. For Better Lubrication)	Upper	K680 ‡	2 F120
1965-1963	Two Wheel Drive (4x2), (Powdered Metal Gusher Brg. For Better Lubrication)	Lower	K6025 ‡	2 F120
1962-1961	Two Wheel Drive (4x2), (Powdered Metal Gusher Brg. For Better Lubrication)	Upper	K680 ‡	2 F120
Control Arm Shaft Assembly				
1966-1963	(Standard Design)	Upper	K6135	2 F120
King Bolt Set				
1965-1964	Two Wheel Drive (4x2), Except Independent Front Suspension, 1.109" X 6.344", (Contains Nylon Bushing, Thrust Bearing Design, One Keyway)		8492N	1
	Two Wheel Drive (4x2), Except Independent Front Suspension, 1.109" X 6.344", (Metal Bushing, Thrust Bearing Design, One Keyway)		8492B	1
1963-1961	Two Wheel Drive (4x2), Except Independent Front Suspension, 1.109" X 6.343", (Contains Washer Bearing And Metal Bushing, One Keyway)		8343B	1
Sway Bar Bushing				
1966-1965		To Arm	K8204	1 F120
		To Frame	K8204	1 F120
1964	Two Wheel Drive (4x2), (Standard Design)	To Frame	K5227	1 F120
C1500				
Ball Joint				
1990-1988	(Powdered Metal Gusher Brg. For Better Lubrication)	Upper	K6292 ‡	2 F073
	(Powdered Metal Gusher Brg. For Better Lubrication)	Lower	K6293 ‡	2 F073
1986-1973	(Powdered Metal Gusher Brg. For Better Lubrication)	Upper	K6136 ‡	2 F120
1986-1971	(Powdered Metal Gusher Brg. For Better Lubrication)	Lower	K6117T ‡	2 F120
1972-1971	Front Disc, (Powdered Metal Gusher Brg. For Better Lubrication)	Upper	K6124 ‡	2 F120
1970-1967	(Powdered Metal Gusher Brg. For Better Lubrication)	Upper	K6024 ‡	2 F120
	(Powdered Metal Gusher Brg. For Better Lubrication)	Lower	K6023 ‡	2 F120
Control Arm Bumper Bushing				
1986-1973	(Press In Type)	Upper	K6598	2 F120
		Lower	K6607	2 F120
Control Arm Bushing				
1986-1973	(Contains Front And Rear Bushings)	Upper	K6138	2 F120
Control Arm Bushing Set				
1990-1988	(Contains Front And Rear Bushings)	Upper	K6415 ‡	1 F073
	(Contains Front And Rear Bushings, Standard Design)	Upper	K6323	2 F073
	(Contains Front And Rear Bushings)	Lower	K6327	2 F073
1986-1973	(Contains Front And Rear Bushings)	Lower	K6422 ‡	1 F120
	(Contains Front And Rear Bushings, Standard Design)	Lower	K6137	2 F120
Control Arm Shaft Assembly				
1986-1973	(Provides Additional Positive(+) Camber Adjustment, Offset Shaft Kit, Design Allows Ease Of Installation)	Upper	K6184 ‡	2 F120
1972-1967	(Greaseable Socket Reduces Corrosion/Wear)	Upper	K6098	2 F120
		Lower	K6147 ‡	2 F120
Control Arm with Ball Joint				
1990-1988	(Contains Bushing, Powdered Metal Gusher Brg. For Better Lubrication)	Left Upper	CK620160 ‡	1 F073
	(R-Series)	Left Upper	RK620160	1 F073
	(Contains Bushing, Powdered Metal Gusher Brg. For Better Lubrication)	Right Upper	CK620161 ‡	1 F073
	(R-Series)	Right Upper	RK620161	1 F073
	(Contains Bushings)	Left Lower	CK620299 ‡	1 F073
	(R-Series)	Left Lower	RK620299	1 F073
	(Contains Bushings)	Right Lower	CK620298 ‡	1 F073
	(R-Series)	Right Lower	RK620298	1 F073
1986-1973	(R-Series)	Left Upper	RK621269	1 F120
	(R-Series)	Right Upper	RK621268	1 F120

GENERAL MOTORS TRUCK-15 Series - 1/2 Ton (Cont.)

FRONT SUSPENSION (Cont.)

Year	Model/Application	Part	P/C Qty	Figure	
C1500					
Sway Bar Bushing					
1990-1988	1-1/4" Sway Bar Diameter, (Improved Design Bushing With Premium Rubber Material And Synthetic Fabric Lining Lasts Longer And Eliminates Noise)	To Frame	K201176 ‡	1 F073	
	1-1/4" Sway Bar Diameter, (Standard Design)	To Frame	K6476	1 F073	
	1-5/16" Sway Bar Diameter, (Improved Design Bushing With Premium Rubber Material And Synthetic Fabric Lining Lasts Longer And Eliminates Noise)	To Frame	K201177 ‡	1 F073	
	1-5/16" Sway Bar Diameter, (Standard Design)	To Frame	K6439	1 F073	
1986-1968	1-1/16" Sway Bar Diameter	To Arm	K6169	1 F120	
	1-1/16" Sway Bar Diameter	To Frame	K6169	1 F120	
	1-1/4" Sway Bar Diameter, (Improved Design Bushing With Premium Rubber Material And Synthetic Fabric Lining Lasts Longer And Eliminates Noise)	To Arm	K201176 ‡	1 F120	
	1-1/4" Sway Bar Diameter, (Standard Design)	To Arm	K6476	1 F120	
	1-1/4" Sway Bar Diameter, (Improved Design Bushing With Premium Rubber Material And Synthetic Fabric Lining Lasts Longer And Eliminates Noise)	To Frame	K201176 ‡	1 F120	
	1-1/4" Sway Bar Diameter, (Standard Design)	To Frame	K6476	1 F120	
	1-1/8" Sway Bar Diameter, (Bracket Not Included, OEM Type, Improved Design Bushing With Premium Rubber Material And Synthetic Fabric Lining Lasts Longer And Eliminates Noise)	To Arm	K201174 ‡	1 F120	
	1-1/8" Sway Bar Diameter, (Bracket Not Included, OEM Type, Standard Design)	To Arm	K6408	1 F120	
	1-1/8" Sway Bar Diameter, (Bracket Not Included, OEM Type, Improved Design Bushing With Premium Rubber Material And Synthetic Fabric Lining Lasts Longer And Eliminates Noise)	To Frame	K201174 ‡	1 F120	
	1-1/8" Sway Bar Diameter, (Bracket Not Included, OEM Type, Standard Design)	To Frame	K6408	1 F120	
	1-1/8" Sway Bar Diameter, (Contains Bracket, Universal Type, Contains Thermoplastic Bushings And Universal Mounting Bracket)	To Frame	K7325 ‡	1 F120	
	1-3/16" Sway Bar Diameter, (Improved Design Bushing With Premium Rubber Material And Synthetic Fabric Lining Lasts Longer And Eliminates Noise)	To Arm	K201175 ‡	1 F120	
	1-3/16" Sway Bar Diameter, (Standard Design)	To Arm	K6437	1 F120	
	1-3/16" Sway Bar Diameter, (Improved Design Bushing With Premium Rubber Material And Synthetic Fabric Lining Lasts Longer And Eliminates Noise)	To Frame	K201175 ‡	1 F120	
	1-3/16" Sway Bar Diameter, (Standard Design)	To Frame	K6437	1 F120	
	1967		To Arm	K8204	1 F120
			To Frame	K8204	1 F120
Sway Bar Repair Kit					
1990-1988	(Heavy Duty Design)		K6630 ‡	2 F073	
	(Includes Polyurethane Bushings And Solid Metal Sleeve For Enhanced Performance. Barrel Nut Allows For Easier Installation.)		K700532 ‡	2 F073	
	(Standard Design)		K5252	2 F073	
C1500 Suburban					
Ball Joint					
1986-1973	(Powdered Metal Gusher Brg. For Better Lubrication)	Upper	K6136 ‡	2 F120	
1986-1971	(Powdered Metal Gusher Brg. For Better Lubrication)	Lower	K6117T ‡	2 F120	
1972-1971	Front Disc, (Powdered Metal Gusher Brg. For Better Lubrication)	Upper	K6124 ‡	2 F120	
1970-1967	(Powdered Metal Gusher Brg. For Better Lubrication)	Upper	K6024 ‡	2 F120	
	(Powdered Metal Gusher Brg. For Better Lubrication)	Lower	K6023 ‡	2 F120	
1967	Two Wheel Drive (4x2), (Powdered Metal Gusher Brg. For Better Lubrication)	Lower	K6025 ‡	2 F120	
Control Arm Bumper Bushing					
1986-1973		Upper	K6598	2 F120	
	(Press In Type)	Lower	K6607	2 F120	
Control Arm Bushing					
1986-1973	(Contains Front And Rear Bushings)	Upper	K6138	2 F120	
Control Arm Bushing Set					
1986-1973	(Contains Front And Rear Bushings)	Lower	K6422 ‡	1 F120	
	(Contains Front And Rear Bushings, Standard Design)	Lower	K6137	2 F120	
Control Arm Shaft Assembly					
1986-1973	(Provides Additional Positive(+) Camber Adjustment, Offset Shaft Kit, Design Allows Ease Of Installation)	Upper	K6184 ‡	2 F120	
1972-1967		Upper	K6098	2 F120	
	(Greaseable Socket Reduces Corrosion/Wear)	Lower	K6147 ‡	2 F120	
Control Arm with Ball Joint					
1986-1973	(R-Series)	Left Upper	RK621269	1 F120	
	(R-Series)	Right Upper	RK621268	1 F120	
Sway Bar Bushing					
1986-1971	1-1/16" Sway Bar Diameter	To Arm	K6169	1 F120	
	1-1/16" Sway Bar Diameter	To Frame	K6169	1 F120	
1986-1968	1-1/4" Sway Bar Diameter, (Improved Design Bushing With Premium Rubber Material And Synthetic Fabric Lining Lasts Longer And Eliminates Noise)	To Arm	K201176 ‡	1 F120	
	1-1/4" Sway Bar Diameter, (Standard Design)	To Arm	K6476	1 F120	
	1-1/4" Sway Bar Diameter, (Improved Design Bushing With Premium Rubber Material And Synthetic Fabric Lining Lasts Longer And Eliminates Noise)	To Frame	K201176 ‡	1 F120	
		To Frame	K201176 ‡	1 F120	

**(Cont.) 15 Series - 1/2 Ton-GENERAL MOTORS TRUCK
FRONT SUSPENSION (Cont.)**

Year	Model/Application	Part	P/C Qty	Figure	
C1500 Suburban					
Sway Bar Bushing					
1986-1968 (Cont.)	1-1/4" Sway Bar Diameter, (Standard Design)	To Frame	K6476	1	F120
	1-1/8" Sway Bar Diameter, (Bracket Not Included, OEM Type, Improved Design Bushing With Premium Rubber Material And Synthetic Fabric Lining Lasts Longer And Eliminates Noise)	To Arm	K201174 ‡	1	F120
		To Arm	K6408	1	F120
	1-1/8" Sway Bar Diameter, (Bracket Not Included, OEM Type, Improved Design Bushing With Premium Rubber Material And Synthetic Fabric Lining Lasts Longer And Eliminates Noise)	To Frame	K201174 ‡	1	F120
		To Frame	K6408	1	F120
	1-1/8" Sway Bar Diameter, (Contains Bracket, Universal Type, Contains Thermoplastic Bushings And Universal Mounting Bracket)	To Frame	K7325 ‡	1	F120
		To Arm	K201175 ‡	1	F120
	1-3/16" Sway Bar Diameter, (Standard Design)	To Arm	K6437	1	F120
		To Arm	K6437	1	F120
	1-3/16" Sway Bar Diameter, (Improved Design Bushing With Premium Rubber Material And Synthetic Fabric Lining Lasts Longer And Eliminates Noise)	To Frame	K201175 ‡	1	F120
		To Frame	K6437	1	F120
1967		To Arm	K8204	1	F120
		To Frame	K8204	1	F120
G1000					
King Bolt Set					
1966-1964	Except Independent Front Suspension, .8170" X 5.380", (Contains Nylon Bushing)		8494N	1	F121
Leaf Spring Shackle Bushing					
1966-1964		Lower	K200955	4	F121
G1500					
Ball Joint					
1990-1973	(Powdered Metal Gusher Brg. For Better Lubrication) (Powdered Metal Gusher Brg. For Better Lubrication)	Upper	K6136 ‡	2	F120
		Lower	K6117T ‡	2	F120
1972-1971	Front Disc, (Powdered Metal Gusher Brg. For Better Lubrication) Front Disc, Rear Drum, (Powdered Metal Gusher Brg. For Better Lubrication) Front Drum, (Powdered Metal Gusher Brg. For Better Lubrication) Front Drum, (Powdered Metal Gusher Brg. For Better Lubrication)	Upper	K6124 ‡	2	F120
		Lower	K6117T ‡	2	F120
		Upper	K6024 ‡	2	F120
		Lower	K6023 ‡	2	F120
Control Arm Bumper Bushing					
1990-1973	(Press In Type)	Upper	K6598	2	F120
		Lower	K6607	2	F120
Control Arm Bushing					
1990-1973	(Contains Front And Rear Bushings)	Upper	K6138	2	F120
Control Arm Bushing Set					
1990-1973	(Contains Front And Rear Bushings) (Contains Front And Rear Bushings, Standard Design)	Lower	K6422 ‡	1	F120
		Lower	K6137	2	F120
Control Arm Shaft Assembly					
1990-1987	(Provides Additional Positive(+) Camber Adjustment, Offset Shaft Kit, Design Allows Ease Of Installation) (Standard Design)	Upper	K6355 ‡	2	F120
		Upper	K6354	2	F120
1986-1973	(Provides Additional Positive(+) Camber Adjustment, Offset Shaft Kit, Design Allows Ease Of Installation)	Upper	K6184 ‡	2	F120
1972-1970	(Greaseable Socket Reduces Corrosion/Wear)	Upper	K6098	2	F120
		Lower	K6147 ‡	2	F120
Control Arm with Ball Joint					
1990-1973	(R-Series) (R-Series)	Left Upper	RK621269	1	F120
		Right Upper	RK621268	1	F120
King Bolt Set					
1970-1967	Except Independent Front Suspension, .8170" X 5.380", (Contains Nylon Bushing)		8494N	1	F121
Sway Bar Bushing					
1990-1971	(Heavy Duty, Contains Thermoplastic Bushings And Universal Mounting Bracket) (Original Equipment Type)	To Arm	K6167	1	F120
		To Frame	K6461 ‡	1	F120
		To Frame	K6169	1	F120
1970-1967	(Standard Design)	To Frame	K5227	1	F120
K1500					
Ball Joint					
1990-1988	(Powdered Metal Gusher Brg. For Better Lubrication) (Bolt On Type, Powdered Metal Gusher Brg. For Better Lubrication)	Upper	K6292 ‡	2	F260
		Lower	K6291 ‡	2	F260
1986-1970	(Powdered Metal Gusher Brg. For Better Lubrication) (Powdered Metal Gusher Brg. For Better Lubrication)	Upper	K8194T ‡	2	F123
		Lower	K8195T ‡	2	F123

GENERAL MOTORS TRUCK-15 Series - 1/2 Ton (Cont.)

FRONT SUSPENSION (Cont.)

Year	Model/Application	Part	P/C Qty	Figure
K1500				
Ball Joint Bushing Extractor and Installer				
1986-1967	Four Wheel Drive (4X4)	T40207	1	
Control Arm Bushing Set				
1990	(Contains Front And Rear Bushings, Standard Design) (High Quality Elastomer For Durability And Performance, Contains Front And Rear Bushings)	Upper Upper	K6395 K6417 ‡	2 1 F260 F260
1990-1988	Stamped Steel Arm, (Contains Front And Rear Bushings)	Lower	K6329	2 F260
1989	43mm Outside Diameter, (Contains Front And Rear Bushings, Standard Design) 43mm Outside Diameter, (High Quality Elastomer For Durability And Performance, Contains Front And Rear Bushings)	Upper Upper	K6395 K6417 ‡	2 1 F260 F260
1989-1988	41mm Outside Diameter, (Contains Front And Rear Bushings) 41mm Outside Diameter, (Contains Front And Rear Bushings, Standard Design)	Upper Upper	K6415 ‡ K6323	1 2 F260 F260
Control Arm with Ball Joint				
1990-1988	(R-Series) (R-Series)	Left Upper Right Upper	RK620720 RK620719	1 1 F260 F260
Leaf Spring Bushing				
1986-1973		Front	SB320	2 F123
Leaf Spring Shackle Bushing				
1986-1973			K200911	2 F123
1970-1967		Lower	SB320	2 F123
Sway Bar Bushing				
1990-1988	1-1/16" Sway Bar Diameter 1-1/4" Sway Bar Diameter, (Split Design For Easier Installation) 1-1/8" Sway Bar Diameter 1-3/16" Sway Bar Diameter, (Bracket Not Included, OEM Type) 1-3/16" Sway Bar Diameter, (Contains Bracket, Universal Type, Contains Thermoplastic Bushings And Universal Mounting Bracket)	To Frame To Frame To Frame To Frame To Frame	K5288 K6455 ‡ K6453 K5248 K7328 ‡	1 1 1 1 1 F260 F260 F260 F260 F260
1986-1981	1-1/16" Sway Bar Diameter, (Contains Thermoplastic Bushings And Universal Mounting Bracket)	To Frame	K7302 ‡	1 F123
1986-1973	1-1/4" Sway Bar Diameter, (Eye Bushing) 1-1/4" Sway Bar Diameter, (Includes Universal Mounting Bracket)	To Frame	K6655 K7326 ‡	1 1 F123 F123
1986-1968	1-3/16" Sway Bar Diameter, (Contains Bracket, Universal Type, Contains Thermoplastic Bushings And Universal Mounting Bracket)	To Frame	K7328 ‡	1 F123
1980-1973	1-1/16" Sway Bar Diameter	To Frame	K6169	1 F123
Sway Bar Repair Kit				
1990-1988	(Heavy Duty Design) (Includes Polyurethane Bushings And Solid Metal Sleeve For Enhanced Performance. Barrel Nut Allows For Easier Installation.)		K80631 ‡ K700539 ‡	2 2 F260 F260
Torsion Bar Key, Adjustable				
1990-1988	Minus 1/2 To Plus 1-1/2 Degree, (Allows Front Ride Height Changes Up To 3" Above OEM)		K100011 ‡	1 F260
Wheel Hub & Bearing Assembly				
1990-1988	Heavy Duty Suspension Light Duty Suspension		515001 515002	2 2
K1500 Suburban				
Ball Joint				
1986-1970	(Powdered Metal Gusher Brg. For Better Lubrication) (Powdered Metal Gusher Brg. For Better Lubrication)	Upper Lower	K8194T ‡ K8195T ‡	2 2 F123 F123
Ball Joint Bushing Extractor and Installer				
1986-1970	Four Wheel Drive (4X4)	T40207	1	
Leaf Spring Bushing				
1986-1973		Front	SB320	2 F123
Leaf Spring Shackle Bushing				
1986-1973			K200911	2 F123
Sway Bar Bushing				
1986-1981	1-1/16" Sway Bar Diameter, (Contains Thermoplastic Bushings And Universal Mounting Bracket)	To Frame	K7302 ‡	1 F123
1986-1973	(Eye Bushing)		K6655	1 F123
1986-1968	1-3/16" Sway Bar Diameter, (Contains Bracket, Universal Type, Contains Thermoplastic Bushings And Universal Mounting Bracket)	To Frame	K7328 ‡	1 F123
1980-1973	1-1/16" Sway Bar Diameter	To Frame	K6169	1 F123

**(Cont.) 15 Series - 1/2 Ton-GENERAL MOTORS TRUCK
FRONT SUSPENSION (Cont.)**

Year	Model/Application	Part	P/C Qty	Figure
P1000				
Ball Joint				
1966-1963	(Powdered Metal Gusher Brg. For Better Lubrication) (Powdered Metal Gusher Brg. For Better Lubrication)	Upper Lower	K6024 ‡ K6023 ‡	2 2 F120 F120
Control Arm Shaft Assembly				
1966-1963	(Greaseable Socket Reduces Corrosion/Wear)	Upper Lower	K6098 K6147 ‡	2 2 F120 F120
King Bolt Set				
1966-1963	4000 Lb Axle, 1.109" X 6.344", (Contains Nylon Bushing, Thrust Bearing Design, One Keyway) 4000 Lb Axle, 1.109" X 6.344", (Metal Bushing, Thrust Bearing Design, One Keyway) 4000 Lb Axle, 1.109" X 6.344", (Metal Bushing, Thrust Washer Design, One Keyway)		8492N 8492B 8484T	1 1 1 F121 F121 F121
1962-1960	4000 Lb Axle, 1.109" X 6.343", (Contains Washer Bearing And Metal Bushing, One Keyway)		8343B	1 F121
P1500				
Ball Joint				
1981-1973	(Powdered Metal Gusher Brg. For Better Lubrication)	Upper	K6136 ‡	2 F120
1980-1971	(Powdered Metal Gusher Brg. For Better Lubrication)	Lower	K6117T ‡	2 F120
1972-1971	Front Disc, (Powdered Metal Gusher Brg. For Better Lubrication)	Upper	K6124 ‡	2 F120
1970-1967	(Powdered Metal Gusher Brg. For Better Lubrication) (Powdered Metal Gusher Brg. For Better Lubrication)	Upper Lower	K6024 ‡ K6023 ‡	2 2 F120 F120
Control Arm Bumper Bushing				
1980-1973	(Press In Type)	Upper Lower	K6598 K6607	2 2 F120 F120
Control Arm Bushing				
1981-1973	(Contains Front And Rear Bushings)	Upper	K6138	2 F120
Control Arm Shaft Assembly				
1981-1973	(Provides Additional Positive(+) Camber Adjustment, Offset Shaft Kit, Design Allows Ease Of Installation)	Upper	K6184 ‡	2 F120
1981-1967	(Greaseable Socket Reduces Corrosion/Wear)	Lower	K6147 ‡	2 F120
1972-1963		Upper	K6098	2 F120
Control Arm with Ball Joint				
1982-1973	(R-Series) (R-Series)	Left Upper Right Upper	RK621269 RK621268	1 1 F120 F120
King Bolt Set				
1967	Except Independent Front Suspension, 1.109" X 6.344", (Contains Metal Bushing, One Keyway)		8490T	1 F121
1966-1963	4000 Lb Axle, 1.109" X 6.344", (Contains Nylon Bushing, Thrust Bearing Design, One Keyway) 4000 Lb Axle, 1.109" X 6.344", (Metal Bushing, Thrust Bearing Design, One Keyway) 4000 Lb Axle, 1.109" X 6.344", (Metal Bushing, Thrust Washer Design, One Keyway)		8492N 8492B 8484T	1 1 1 F121 F121 F121
Sway Bar Bushing				
1981-1968	1-1/16" Sway Bar Diameter 1-1/16" Sway Bar Diameter 1-1/4" Sway Bar Diameter, (Improved Design Bushing With Premium Rubber Material And Synthetic Fabric Lining Lasts Longer And Eliminates Noise) 1-1/4" Sway Bar Diameter, (Standard Design) 1-1/4" Sway Bar Diameter, (Improved Design Bushing With Premium Rubber Material And Synthetic Fabric Lining Lasts Longer And Eliminates Noise) 1-1/4" Sway Bar Diameter, (Standard Design)	To Arm To Frame To Arm To Arm To Frame To Frame	K6169 K6169 K201176 ‡ K6476 K201176 ‡ K6476	1 1 1 1 1 1 F120 F120 F120 F120 F120 F120
1967	15/16" Sway Bar Diameter	To Frame	K5241	1 F120
1964-1963	(Standard Design)	To Frame	K5227	1 F120
PB1500				
King Bolt Set				
1966	I-Beam Front Axle, 1.109" X 6.344", (Contains Metal Bushing, One Keyway)		8490T	1 F121
Sway Bar Bushing				
1966	15/16" Sway Bar Diameter	To Frame	K5241	1 F120
PM150				
King Bolt Set				
1959-1952	4000 Lb Axle, 1.109" X 6.343", (Contains Washer Bearing And Metal Bushing, One Keyway)		8343B	1 F121
Leaf Spring Bolt				
1959-1957		Front	K150300	2 F121
1956-1955		Front	K150346	2 F121
Leaf Spring Shackle				
1954-1952			K150313	2 F121

GENERAL MOTORS TRUCK-15 Series - 1/2 Ton (Cont.)

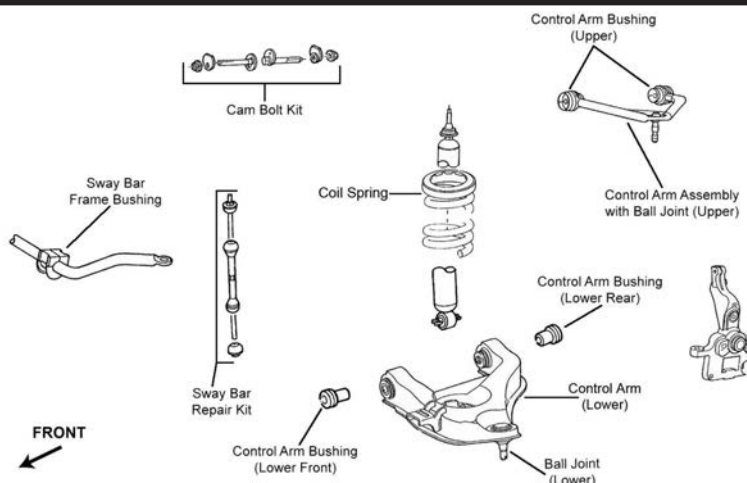
FRONT SUSPENSION (Cont.)

Year	Model/Application	Part	P/C Qty	Figure	
R1500					
Ball Joint					
1987	(Powdered Metal Gusher Brg. For Better Lubrication) (Powdered Metal Gusher Brg. For Better Lubrication)	Upper Lower	K6136 ‡ K6117T ‡	2 2	F120 F120
Control Arm Bumper Bushing					
1987	(Press In Type)	Upper Lower	K6598 K6607	2 2	F120 F120
Control Arm Bushing					
1987	(Contains Front And Rear Bushings)	Upper	K6138	2	F120
Control Arm Bushing Set					
1987	(Contains Front And Rear Bushings) (Contains Front And Rear Bushings, Standard Design)	Lower Lower	K6422 ‡ K6137	1 2	F120 F120
Control Arm Shaft Assembly					
1987	(Provides Additional Positive(+) Camber Adjustment, Offset Shaft Kit, Design Allows Ease Of Installation) (Standard Design)	Upper Upper	K6355 ‡ K6354	2 2	F120 F120
Control Arm with Ball Joint					
1987	(R-Series) (R-Series)	Left Upper Right Upper	RK621269 RK621268	1 1	F120 F120
Sway Bar Bushing					
1987	1-1/16" Sway Bar Diameter	To Arm	K6169	1	F120
	1-1/16" Sway Bar Diameter	To Frame	K6169	1	F120
	1-1/4" Sway Bar Diameter, (Improved Design Bushing With Premium Rubber Material And Synthetic Fabric Lining Lasts Longer And Eliminates Noise)	To Arm	K201176 ‡	1	F120
	1-1/4" Sway Bar Diameter, (Standard Design)	To Arm	K6476	1	F120
	1-1/4" Sway Bar Diameter, (Improved Design Bushing With Premium Rubber Material And Synthetic Fabric Lining Lasts Longer And Eliminates Noise)	To Frame	K201176 ‡	1	F120
	1-1/4" Sway Bar Diameter, (Standard Design)	To Frame	K6476	1	F120
	1-1/8" Sway Bar Diameter, (Improved Design Bushing With Premium Rubber Material And Synthetic Fabric Lining Lasts Longer And Eliminates Noise)	To Arm	K201174 ‡	1	F120
	1-1/8" Sway Bar Diameter, (Standard Design)	To Arm	K6408	1	F120
	1-1/8" Sway Bar Diameter, (Improved Design Bushing With Premium Rubber Material And Synthetic Fabric Lining Lasts Longer And Eliminates Noise)	To Frame	K201174 ‡	1	F120
	1-1/8" Sway Bar Diameter, (Standard Design)	To Frame	K6408	1	F120
	1-3/16" Sway Bar Diameter, (Improved Design Bushing With Premium Rubber Material And Synthetic Fabric Lining Lasts Longer And Eliminates Noise)	To Arm	K201175 ‡	1	F120
	1-3/16" Sway Bar Diameter, (Standard Design)	To Arm	K6437	1	F120
	1-3/16" Sway Bar Diameter, (Improved Design Bushing With Premium Rubber Material And Synthetic Fabric Lining Lasts Longer And Eliminates Noise)	To Frame	K201175 ‡	1	F120
	1-3/16" Sway Bar Diameter, (Standard Design)	To Frame	K6437	1	F120
R1500 Suburban					
Ball Joint					
1990-1987	(Powdered Metal Gusher Brg. For Better Lubrication) (Powdered Metal Gusher Brg. For Better Lubrication)	Upper Lower	K6136 ‡ K6117T ‡	2 2	F120 F120
Control Arm Bumper Bushing					
1990-1987	(Press In Type)	Upper Lower	K6598 K6607	2 2	F120 F120
Control Arm Bushing					
1990-1987	(Contains Front And Rear Bushings)	Upper	K6138	2	F120
Control Arm Bushing Set					
1990-1987	(Contains Front And Rear Bushings) (Contains Front And Rear Bushings, Standard Design)	Lower Lower	K6422 ‡ K6137	1 2	F120 F120
Control Arm Shaft Assembly					
1990-1987	(Provides Additional Positive(+) Camber Adjustment, Offset Shaft Kit, Design Allows Ease Of Installation) (Standard Design)	Upper Upper	K6355 ‡ K6354	2 2	F120 F120
Control Arm with Ball Joint					
1990-1987	(R-Series) (R-Series)	Left Upper Right Upper	RK621269 RK621268	1 1	F120 F120
Sway Bar Bushing					
1990-1987	1-1/16" Sway Bar Diameter	To Arm	K6169	1	F120
	1-1/16" Sway Bar Diameter	To Frame	K6169	1	F120
	1-1/4" Sway Bar Diameter, (Improved Design Bushing With Premium Rubber Material And Synthetic Fabric Lining Lasts Longer And Eliminates Noise)	To Arm	K201176 ‡	1	F120
	1-1/4" Sway Bar Diameter, (Standard Design)	To Arm	K6476	1	F120
	1-1/4" Sway Bar Diameter, (Improved Design Bushing With Premium Rubber Material And Synthetic Fabric Lining Lasts Longer And Eliminates Noise)	To Frame	K201176 ‡	1	F120
	1-1/4" Sway Bar Diameter, (Standard Design)	To Frame	K6476	1	F120

**(Cont.) 15 Series - 1/2 Ton-GENERAL MOTORS TRUCK
FRONT SUSPENSION (Cont.)**

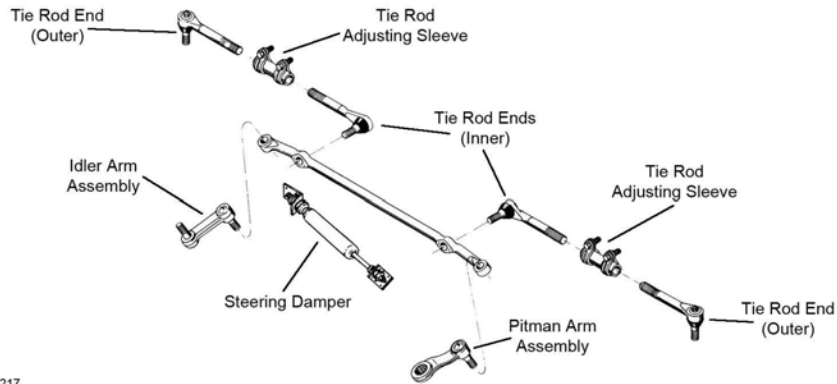
Year	Model/Application	Part	P/C Qty	Figure
R1500 Suburban				
Sway Bar Bushing				
1990-1987 (Cont.)	1-1/8" Sway Bar Diameter, (Improved Design Bushing With Premium Rubber Material And Synthetic Fabric Lining Lasts Longer And Eliminates Noise)	To Arm	K201174 ‡	1 F120
	1-1/8" Sway Bar Diameter, (Standard Design)	To Arm	K6408	1 F120
	1-1/8" Sway Bar Diameter, (Improved Design Bushing With Premium Rubber Material And Synthetic Fabric Lining Lasts Longer And Eliminates Noise)	To Frame	K201174 ‡	1 F120
	1-1/8" Sway Bar Diameter, (Standard Design)	To Frame	K6408	1 F120
	1-3/16" Sway Bar Diameter, (Improved Design Bushing With Premium Rubber Material And Synthetic Fabric Lining Lasts Longer And Eliminates Noise)	To Arm	K201175 ‡	1 F120
	1-3/16" Sway Bar Diameter, (Standard Design)	To Arm	K6437	1 F120
	1-3/16" Sway Bar Diameter, (Improved Design Bushing With Premium Rubber Material And Synthetic Fabric Lining Lasts Longer And Eliminates Noise)	To Frame	K201175 ‡	1 F120
	1-3/16" Sway Bar Diameter, (Standard Design)	To Frame	K6437	1 F120
V1500				
Ball Joint				
1987	(Powdered Metal Gusher Brg. For Better Lubrication)	Upper	K8194T ‡	2 F123
	(Powdered Metal Gusher Brg. For Better Lubrication)	Lower	K8195T ‡	2 F123
Leaf Spring Shackle Bushing				
1987			K200911	2 F123
Sway Bar Bushing				
1987	1" Sway Bar Diameter, (Contains Thermoplastic Bushings And Universal Mounting Bracket)	To Arm	K6655	1 F123
	1-1/16" Sway Bar Diameter, (Contains Thermoplastic Bushings And Universal Mounting Bracket)	To Frame	K8793 ‡	1 F123
		To Frame	K7302 ‡	1 F123
	1-1/4" Sway Bar Diameter, (Includes Universal Mounting Bracket)		K7326 ‡	1 F123
	7/8" Sway Bar Diameter, (Contains Thermoplastic Bushings And Universal Mounting Bracket)		K8791 ‡	1 F123
		To Frame		
V1500 Suburban				
Ball Joint				
1990-1987	(Powdered Metal Gusher Brg. For Better Lubrication)	Upper	K8194T ‡	2 F123
	(Powdered Metal Gusher Brg. For Better Lubrication)	Lower	K8195T ‡	2 F123
Leaf Spring Bushing				
1990-1987		Front	SB320	2 F123
Leaf Spring Shackle Bushing				
1988-1987			K200911	2 F123
Sway Bar Bushing				
1990-1987	1" Sway Bar Diameter, (Contains Thermoplastic Bushings And Universal Mounting Bracket)	To Arm	K6655	1 F123
	1-1/16" Sway Bar Diameter, (Contains Thermoplastic Bushings And Universal Mounting Bracket)	To Frame	K8793 ‡	1 F123
		To Frame	K7302 ‡	1 F123
	1-1/4" Sway Bar Diameter, (Includes Universal Mounting Bracket)	To Frame	K7326 ‡	1 F123
	7/8" Sway Bar Diameter, (Contains Thermoplastic Bushings And Universal Mounting Bracket)		K8791 ‡	1 F123
		To Frame		

STEERING



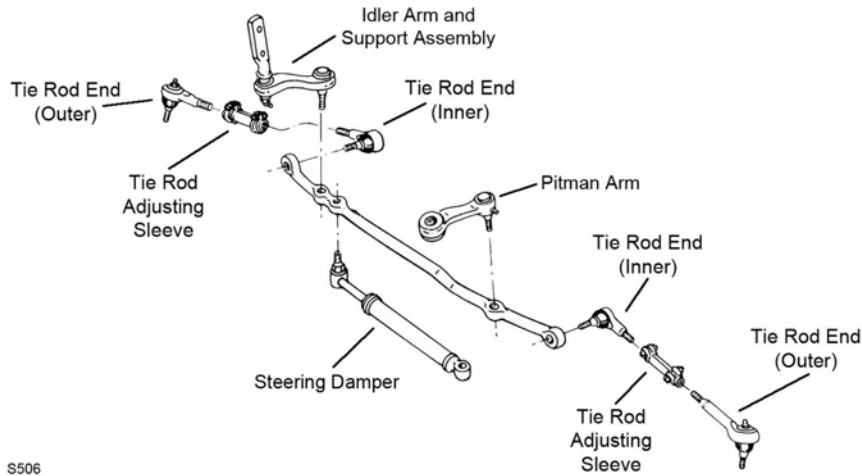
GENERAL MOTORS TRUCK-15 Series - 1/2 Ton (Cont.)

STEERING (Cont.)



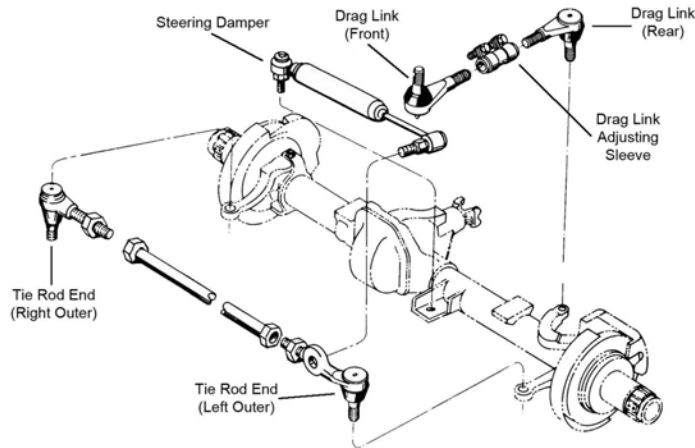
S217

S217



S506

S506

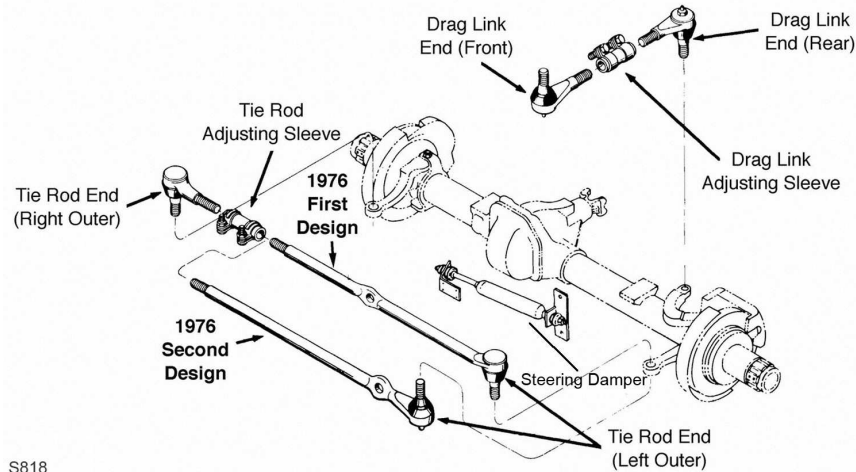


S518

S518

(Cont.) 15 Series - 1/2 Ton-GENERAL MOTORS TRUCK

STEERING (Cont.)



S818

S818

Year	Model/Application	Part	P/C Qty	Figure
100				
Drag Link Assembly				
1959-1955	15.50" Length, (Greaseable Socket Reduces Corrosion/Wear)	DS584 ‡	1	
Steering Damper Bellows				
1959-1957	Four Wheel Drive (4X4), (Super Trail Boss) Four Wheel Drive (4X4), (Trail Boss) Two Wheel Drive (4x2), Straight Axle, (Trail Boss)	Front SSD90 Front SSD68 Front SSD68	1 1 1	
1956-1954	Straight Axle, (Trail Boss)	Front SSD68	1	
Steering Damper Cylinder				
1959-1958	Four Wheel Drive (4X4), Up To 2-3/4" Diameter Axle, (Super Trail Boss)	Front SSD82	1	
1959-1957	Four Wheel Drive (4X4), (Trail Boss) Two Wheel Drive (4x2), Straight Axle, (Trail Boss)	Front SSD48 Front SSD42	1 1	
1956-1954	Straight Axle, (Trail Boss)	Front SSD42	1	
Steering Damper Kit				
1959-1958	Four Wheel Drive (4X4), Up To 2-3/4" Diameter Axle, (Super Trail Boss) Four Wheel Drive (4X4), Up To 2-3/4" Diameter Axle, (Trail Boss)	Front SSD92 Front SSD13	1 1	
1959-1957	Four Wheel Drive (4X4), With 3-3/8" Diameter NAPCO Axle, (Trail Boss) Two Wheel Drive (4x2), Straight Axle, (Super Trail Boss)	Front SSD11 Front SSD99	1 1	
1956-1954	Straight Axle, (Super Trail Boss)	Front SSD99	1	
150				
Drag Link Assembly				
1959-1955	15.50" Length, (Greaseable Socket Reduces Corrosion/Wear)	DS584 ‡	1	
Steering Damper Bellows				
1959	Four Wheel Drive (4X4), (Super Trail Boss) Four Wheel Drive (4X4), (Trail Boss) Two Wheel Drive (4x2), Straight Axle, (Trail Boss)	Front SSD90 Front SSD68 Front SSD68	1 1 1	
1953	Straight Axle, (Trail Boss)	Front SSD68	1	
Steering Damper Cylinder				
1959	Four Wheel Drive (4X4), (Trail Boss) Four Wheel Drive (4X4), Up To 2-3/4" Diameter Axle, (Super Trail Boss) Two Wheel Drive (4x2), Straight Axle, (Trail Boss)	Front SSD48 Front SSD82 Front SSD42	1 1 1	
1953	Straight Axle, (Trail Boss)	Front SSD42	1	
Steering Damper Kit				
1959	Four Wheel Drive (4X4), Up To 2-3/4" Diameter Axle, (Super Trail Boss) Four Wheel Drive (4X4), Up To 2-3/4" Diameter Axle, (Trail Boss) Four Wheel Drive (4X4), With 3-3/8" Diameter NAPCO Axle, (Trail Boss) Two Wheel Drive (4x2), Straight Axle, (Super Trail Boss)	Front SSD92 Front SSD13 Front SSD11 Front SSD99	1 1 1 1	
1953	Straight Axle, (Super Trail Boss)	Front SSD99	1	
1000				
Idler Arm				
1966-1963	Two Wheel Drive (4x2), (Powdered Metal Gusher Brg. For Better Lubrication, With Bracket)	K14 ‡	1	S217
Pitman Arm				
1965-1960	(Powdered Metal Gusher Brg. For Better Lubrication)	K6086 ‡	1	S217

GENERAL MOTORS TRUCK-15 Series - 1/2 Ton (Cont.)

STEERING (Cont.)

Year	Model/Application	Part	P/C Qty	Figure
1000				
Steering Damper Bellows				
1966-1964	Four Wheel Drive (4X4), (Super Trail Boss)	Front	SSD90	1
	Four Wheel Drive (4X4), (Trail Boss)	Front	SSD68	1
1960	Four Wheel Drive (4X4), (Super Trail Boss)	Front	SSD90	1
	Four Wheel Drive (4X4), (Trail Boss)	Front	SSD68	1
Steering Damper Cylinder				
1966-1964	Four Wheel Drive (4X4), (Trail Boss)	Front	SSD48	1
1960	Four Wheel Drive (4X4), (Trail Boss)	Front	SSD48	1
	Four Wheel Drive (4X4), Up To 2-3/4" Diameter Axle, (Super Trail Boss)	Front	SSD82	1
Steering Damper Kit				
1960	Four Wheel Drive (4X4), Up To 2-3/4" Diameter Axle, (Super Trail Boss)	Front	SSD92	1
	Four Wheel Drive (4X4), Up To 2-3/4" Diameter Axle, (Trail Boss)	Front	SSD13	1
	Four Wheel Drive (4X4), With 3-3/8" Diameter NAPCO Axle, (Trail Boss)	Front	SSD11	1
Tie Rod Adjusting Sleeve				
1965	Two Wheel Drive (4x2), Independent Front Suspension		ES350S	2 S217
Tie Rod End				
1966-1965	Two Wheel Drive (4x2), 2500 Lb Axle, Independent Front Suspension, (Powdered Metal Gusher Brg. For Better Lubrication) Outer		ES350L ‡	2
	Two Wheel Drive (4x2), 2500 Lb Axle, Independent Front Suspension, (Powdered Metal Gusher Brg. For Better Lubrication) Inner		ES370R ‡	2
	Two Wheel Drive (4x2), 3000 Lb Axle, Independent Front Suspension, (Powdered Metal Gusher Brg. For Better Lubrication) Left Outer		ES358L ‡	1
	Two Wheel Drive (4x2), 3000 Lb Axle, Independent Front Suspension, (Powdered Metal Gusher Brg. For Better Lubrication) Right Outer		ES358R ‡	1
	Two Wheel Drive (4x2), 3000 Lb Axle, Independent Front Suspension, (Powdered Metal Gusher Brg. For Better Lubrication) Left Inner		ES358R ‡	1
	Two Wheel Drive (4x2), 3000 Lb Axle, Independent Front Suspension, (Powdered Metal Gusher Brg. For Better Lubrication) Right Inner		ES358L ‡	1
1966-1963	Four Wheel Drive (4X4), 3500 Lb Drive Axle, .750" - 16 Threads, 3.50" Length, (Left Hand Threads, Includes Sunoloy-Coated Metal Bearing To Combine Durability With Smooth Stud Swing) Left Outer		ES150L ‡	1
	Four Wheel Drive (4X4), 3500 Lb Drive Axle, .750" - 16 Threads, 3.50" Length, (Right Hand Threads, Includes Sunoloy-Coated Metal Bearing To Combine Durability With Smooth Stud Swing) Right Outer		ES150R ‡	1
1964-1963	Two Wheel Drive (4x2), 2500 Lb Axle, Independent Front Suspension, (Powdered Metal Gusher Brg. For Better Lubrication) Inner		ES678 ‡	2
	Two Wheel Drive (4x2), Independent Front Suspension, Manual Steering, (Includes Sunoloy-Coated Metal Bearing To Combine Durability With Smooth Stud Swing) Outer		ES312RL ‡	2 S217
	Two Wheel Drive (4x2), Conventional Power Steering, 2500 Lb Axle, Independent Front Suspension, (Powdered Metal Gusher Brg. For Better Lubrication) Outer		ES323L ‡	2
1964-1960	Two Wheel Drive (4x2), 3000 Lb Axle, Independent Front Suspension	Outer	ES297RL	2
1962-1960	Two Wheel Drive (4x2), Independent Front Suspension, (Includes Sunoloy-Coated Metal Bearing To Combine Durability With Smooth Stud Swing) Outer		ES312RL ‡	2 S217
	Two Wheel Drive (4x2), Independent Front Suspension, (Powdered Metal Gusher Brg. For Better Lubrication) Inner		ES631 ‡	2 S217
1500				
Steering Damper Bellows				
1966	(Super Trail Boss)	Front	SSD90	1
	(Trail Boss)	Front	SSD68	1
1965	Two Wheel Drive (4x2), (Trail Boss)	Front	SSD68	1
1965-1961	Four Wheel Drive (4X4), (Super Trail Boss)	Front	SSD90	1
	Four Wheel Drive (4X4), (Trail Boss)	Front	SSD68	1
Steering Damper Cylinder				
1966	(Trail Boss)	Front	SSD48	1
	Up To 2-3/4" Diameter Axle, (Super Trail Boss)	Front	SSD82	1
1965	Two Wheel Drive (4x2), Straight Axle, (Trail Boss)	Front	SSD42	1
1965-1961	Four Wheel Drive (4X4), (Trail Boss)	Front	SSD48	1
	Four Wheel Drive (4X4), Up To 2-3/4" Diameter Axle, (Super Trail Boss)	Front	SSD82	1
Steering Damper Kit				
1966	Up To 2-3/4" Diameter Axle, (Super Trail Boss)	Front	SSD92	1
	Up To 2-3/4" Diameter Axle, (Trail Boss)	Front	SSD13	1
	With 3-3/8" Diameter NAPCO Axle, (Trail Boss)	Front	SSD11	1
1965	Two Wheel Drive (4x2), Straight Axle, (Super Trail Boss)	Front	SSD99	1
1965-1961	Four Wheel Drive (4X4), Up To 2-3/4" Diameter Axle, (Super Trail Boss)	Front	SSD92	1
	Four Wheel Drive (4X4), Up To 2-3/4" Diameter Axle, (Trail Boss)	Front	SSD13	1
	Four Wheel Drive (4X4), With 3-3/8" Diameter NAPCO Axle, (Trail Boss)	Front	SSD11	1

(Cont.) 15 Series - 1/2 Ton-GENERAL MOTORS TRUCK**STEERING (Cont.)**

Year	Model/Application	Part	P/C Qty	Figure
1500				
Tie Rod End				
1966-1965	3500 Lb Axle, Independent Front Suspension, (Powdered Metal Gusher Brg. For Better Lubrication)	Left Inner	ES358R ‡	1 S217
	Two Wheel Drive (4x2), 3500 Lb Axle, (Powdered Metal Gusher Brg. For Better Lubrication)	Left Outer	ES358L ‡	1 S217
	Two Wheel Drive (4x2), 3500 Lb Axle, (Powdered Metal Gusher Brg. For Better Lubrication)	Right Outer	ES358R ‡	1 S217
	Two Wheel Drive (4x2), 3500 Lb Axle, (Powdered Metal Gusher Brg. For Better Lubrication)	Right Inner	ES358L ‡	1 S217
1966-1963	Four Wheel Drive (4X4), 3500 Lb Drive Axle, .750" - 16 Threads, 3.50" Length, (Left Hand Threads, Includes Sunoloy-Coated Metal Bearing To Combine Durability With Smooth Stud Swing)	Left Outer	ES150L ‡	1
	Four Wheel Drive (4X4), 3500 Lb Drive Axle, .750" - 16 Threads, 3.50" Length, (Right Hand Threads, Includes Sunoloy-Coated Metal Bearing To Combine Durability With Smooth Stud Swing)	Right Outer	ES150R ‡	1
1964-1960	Two Wheel Drive (4x2), 3500 Lb Axle, Independent Front Suspension	Outer	ES297RL	2
C1500				
Center Link				
1990-1988		DS1406	1	S506
Idler Arm				
1990-1988	(Heavy Duty Design Includes Frame Bracket, Powdered Metal Gusher Brg. For Better Lubrication) (Improved Design, Contains Bracket)		K6390 ‡	1 S506
	(Powdered Metal Gusher Brg. For Better Lubrication, Super Duty Design, Contains Bracket)		K6331 ‡	1 S506
			K6483T ‡	1 S506
1986-1983	(Greaseable Socket Reduces Corrosion/Wear)		K6247T ‡	1 S217
1982-1967	(Powdered Metal Gusher Brg. For Better Lubrication)		K6096T ‡	1 S217
Pitman Arm				
1990-1989	(Includes Patented Cover Plate Design For Tighter Tolerances)		K6335 ‡	1 S506
1988	Manual Steering, (Greaseable Socket Reduces Corrosion/Wear)		K6350 ‡	1 S506
	Power Steering, (Includes Patented Cover Plate Design For Tighter Tolerances)		K6335 ‡	1 S506
1986-1973	Manual Steering, (Powdered Metal Gusher Brg. For Better Lubrication)		K6142 ‡	1 S217
	Power Steering, (Powdered Metal Gusher Brg. For Better Lubrication)		K6143 ‡	1 S217
1972-1968	Manual Steering, (Powdered Metal Gusher Brg. For Better Lubrication)		K6130 ‡	1 S217
	Power Steering, (Powdered Metal Gusher Brg. For Better Lubrication)		K6131 ‡	1 S217
Steering Damper Bellows				
1990-1988	Except Original Equipment Steering Damper, (Trail Boss)	Front	SSD68	1 S506
1986-1967	(Trail Boss)	Front	SSD68	1 S217
Steering Damper Cylinder				
1990-1988	Except Original Equipment Steering Damper, (Super Trail Boss)	Front	SSD82	1 S506
1986-1967	(Trail Boss)	Front	SSD42	1 S217
Steering Damper Kit				
1990-1988	(Super Trail Boss)	Front	SSD125	1 S506
	Except Original Equipment Steering Damper, (Trail Boss)	Front	SSD101	1 S506
1986-1980	(Super Trail Boss)	Front	SSD125	1 S217
1986-1967	(Trail Boss)	Front	SSD10	1 S217
Tie Rod Adjusting Sleeve				
1990-1988			ES2004S	2 S506
1986-1973			ES2004S	2 S217
1972-1971	Front Disc		ES2004S	2 S217
1970-1967	Independent Front Suspension		ES350S	2 S217
Tie Rod End				
1990-1988	(Powdered Metal Gusher Brg. For Better Lubrication)	Outer	ES2836RL ‡	2 S506
	(Powdered Metal Gusher Brg. For Better Lubrication)	Inner	ES2837RL ‡	2 S506
1986-1973	(Powdered Metal Gusher Brg. For Better Lubrication)	Outer	ES409RT ‡	2 S217
	(Powdered Metal Gusher Brg. For Better Lubrication)	Inner	ES409LT ‡	2 S217
1972-1971	(Powdered Metal Gusher Brg. For Better Lubrication)	Outer	ES415RL ‡	2 S217
	(Powdered Metal Gusher Brg. For Better Lubrication)	Inner	ES403L ‡	2 S217
1970-1967	(Powdered Metal Gusher Brg. For Better Lubrication)	Outer	ES350L ‡	2 S217
	(Powdered Metal Gusher Brg. For Better Lubrication)	Inner	ES370R ‡	2 S217
C1500 Suburban				
Idler Arm				
1986-1983	(Greaseable Socket Reduces Corrosion/Wear)		K6247T ‡	1 S217
1982-1967	(Powdered Metal Gusher Brg. For Better Lubrication)		K6096T ‡	1 S217
Pitman Arm				
1986-1973	Manual Steering, (Powdered Metal Gusher Brg. For Better Lubrication)		K6142 ‡	1 S217

GENERAL MOTORS TRUCK-15 Series - 1/2 Ton (Cont.)

STEERING (Cont.)

Year	Model/Application	Part	P/C Qty	Figure
C1500 Suburban				
Pitman Arm				
1986-1973 (Cont.)	Power Steering, (Powdered Metal Gusher Brg. For Better Lubrication)	K6143 ‡	1	S217
1972-1968	Manual Steering, (Powdered Metal Gusher Brg. For Better Lubrication) Power Steering, (Powdered Metal Gusher Brg. For Better Lubrication)	K6130 ‡ K6131 ‡	1 1	S217 S217
Steering Damper Bellows				
1986-1968	(Trail Boss)	Front SSD68	1	S217
1967	Two Wheel Drive (4x2), (Trail Boss)	Front SSD68	1	S217
Steering Damper Cylinder				
1986-1968	(Trail Boss)	Front SSD42	1	S217
1967	Two Wheel Drive (4x2), (Trail Boss)	Front SSD42	1	S217
Steering Damper Kit				
1986-1968	(Trail Boss)	Front SSD10	1	S217
1967	Two Wheel Drive (4x2), (Trail Boss)	Front SSD10	1	S217
Tie Rod Adjusting Sleeve				
1986-1973		ES2004S	2	S217
1972-1971	Front Disc	ES2004S	2	S217
1970-1968	Independent Front Suspension	ES350S	2	S217
Tie Rod End				
1986-1973	(Powdered Metal Gusher Brg. For Better Lubrication) (Powdered Metal Gusher Brg. For Better Lubrication)	Outer ES409RT ‡ Inner ES409LT ‡	2 2	S217 S217
1972-1971	(Powdered Metal Gusher Brg. For Better Lubrication) (Powdered Metal Gusher Brg. For Better Lubrication)	Outer ES415RL ‡ Inner ES403L ‡	2 2	S217 S217
1970-1967	(Powdered Metal Gusher Brg. For Better Lubrication) (Powdered Metal Gusher Brg. For Better Lubrication)	Outer ES350L ‡ Inner ES370R ‡	2 2	S217 S217
G1000				
Tie Rod End				
1966-1965	(Powdered Metal Gusher Brg. For Better Lubrication) (Powdered Metal Gusher Brg. For Better Lubrication)	Left Outer ES350L ‡ Right Outer ES370R ‡	1 1	
G1500				
Idler Arm				
1990-1983	(Greaseable Socket Reduces Corrosion/Wear)	K6248T ‡	1	S217
1982-1969	(Powdered Metal Gusher Brg. For Better Lubrication)	K6096T ‡	1	S217
Pitman Arm				
1990-1983	Power Steering, (Powdered Metal Gusher Brg. For Better Lubrication)	K6220 ‡	1	S217
1989-1983	Manual Steering, (Greaseable Socket Reduces Corrosion/Wear)	K6219 ‡	1	S217
1982-1969	Manual Steering, (Powdered Metal Gusher Brg. For Better Lubrication) Power Steering, (Powdered Metal Gusher Brg. For Better Lubrication)	K6130 ‡ K6131 ‡	1 1	S217 S217
Steering Damper Bellows				
1990-1983	Except Oil Cooler, Except Original Equipment Steering Damper, (Trail Boss)	Front SSD68	1	S217
1982-1971	(Trail Boss)	Front SSD68	1	S217
Steering Damper Cylinder				
1982-1971	(Trail Boss)	Front SSD42	1	S217
Steering Damper Kit				
1990-1983	Except Oil Cooler, Except Original Equipment Steering Damper, (Trail Boss)	Front SSD73	1	S217
1982-1971	(Trail Boss)	Front SSD19	1	S217
Tie Rod Adjusting Sleeve				
1990-1973		ES2004S	2	S217
1972-1971	Front Disc Front Drum	ES2004S ES2032S	2 2	S217 S217
Tie Rod End				
1990-1983	(Powdered Metal Gusher Brg. For Better Lubrication)	Outer ES2218RL ‡	2	S217
1990-1973	(Powdered Metal Gusher Brg. For Better Lubrication)	Inner ES409LT ‡	2	S217
1982-1973	(Powdered Metal Gusher Brg. For Better Lubrication)	Outer ES409RT ‡	2	S217
1972-1971	Front Disc, (Powdered Metal Gusher Brg. For Better Lubrication) Front Disc, Rear Drum, (Powdered Metal Gusher Brg. For Better Lubrication) Front Drum, (Powdered Metal Gusher Brg. For Better Lubrication)	Inner ES403L ‡ Outer ES415RL ‡ Inner ES681N ‡	2 2 2	S217 S217 S217
1970-1967	2500 Lb Axle, (Powdered Metal Gusher Brg. For Better Lubrication) 2500 Lb Axle, (Powdered Metal Gusher Brg. For Better Lubrication)	Left Outer ES350L ‡ Right Outer ES370R ‡	1 1	S217 S217

(Cont.) 15 Series - 1/2 Ton-GENERAL MOTORS TRUCK**STEERING (Cont.)**

Year	Model/Application	Part	P/C Qty	Figure	
K1500					
Center Link					
1990-1988	4 Hole Center Link	DS1407	1	S506	
Drag Link Adjusting Sleeve					
1986-1969	Pitman Arm To Steering Arm	ES362S	1	S818	
Drag Link Assembly					
1986-1969	6.34" Length, (Greaseable Socket Reduces Corrosion/Wear)	At Pitman Arm	ES2027L ‡	1	S818
	8.34" Length, (Greaseable Socket Reduces Corrosion/Wear)	At Steering Arm	ES2026R ‡	1	S818
Idler Arm					
1990-1988	(Heavy Duty Design Includes Frame Bracket, Powdered Metal Gusher Brg. For Better Lubrication)		K6390 ‡	1	S506
	(Improved Design, Contains Bracket)		K6331 ‡	1	S506
	(Powdered Metal Gusher Brg. For Better Lubrication, Super Duty Design, Contains Bracket)		K6483T ‡	1	S506
Pitman Arm					
1990-1988	(Includes Patented Cover Plate Design For Tighter Tolerances)		K6335 ‡	1	S506
Steering Damper Bellows					
1990-1988	Except Original Equipment Steering Damper, (Super Trail Boss)	Front	SSD90	1	S506
1986-1981	(Super Trail Boss)	Front	SSD90	1	S518, S818
	(Trail Boss)	Front	SSD68	1	S518, S818
1980-1973	(Super Trail Boss)	Front	SSD90	1	S818
	(Trail Boss)	Front	SSD68	1	S818
1972-1967	(Super Trail Boss)	Front	SSD90	1	
	(Trail Boss)	Front	SSD68	1	
Steering Damper Cylinder					
1990-1988	Except Original Equipment Steering Damper, (Super Trail Boss)	Front	SSD82	1	S506
	Original Equipment Steering Damper, (Trail Boss)	Front	SSD56	1	S506
1986-1981	(Super Trail Boss)	Front	SSD84	1	S518, S818
	(Trail Boss)	Front	SSD15	1	S518, S818
1980-1973	(Super Trail Boss)	Front	SSD84	1	S818
	(Trail Boss)	Front	SSD15	1	S818
1972-1967	(Trail Boss)	Front	SSD48	1	
	Up To 2-3/4" Diameter Axle, (Super Trail Boss)	Front	SSD82	1	
Steering Damper Kit					
1990-1988	Except Original Equipment Steering Damper, (Super Trail Boss)	Front	SSD94	1	S506
1973	With 3-3/8" Diameter NAPCO Axle, (Trail Boss)	Front	SSD11	1	S818
1972-1967	Up To 2-3/4" Diameter Axle, (Super Trail Boss)	Front	SSD92	1	
	Up To 2-3/4" Diameter Axle, (Trail Boss)	Front	SSD13	1	
	With 3-3/8" Diameter NAPCO Axle, (Trail Boss)	Front	SSD11	1	
Tie Rod Adjusting Sleeve					
1990-1988			ES2004S	2	S506
1980-1976	1" - 18 Threads, 5.5" Length, (Coated For Corrosion Resistance)				
	At Steering Arm, Right, Steering Arm To Steering Arm		ES2012S ‡	1	S818
1976-1973	7/8" - 18 Threads, 4.50" Length		ES362S	2	S818
Tie Rod End					
1990-1988	(Powdered Metal Gusher Brg. For Better Lubrication)	Outer	ES2836RL ‡	2	S506
	(Powdered Metal Gusher Brg. For Better Lubrication)	Inner	ES2838RL ‡	2	S506
1986-1981	7/8" - 18 Threads, 4.81" Length, (Can Replace Complete 7/8" Threads Design With 1" Threads Design, Right Hand Threads, Powdered Metal Gusher Brg. For Better Lubrication)	Right Outer	ES2234R ‡	1	S518
	7/8" - 18 Threads, 9.6" Length, (Can Replace Complete 7/8" Threads Design With 1" Threads Design, Left Hand Threads, Powdered Metal Gusher Brg. For Better Lubrication)	Left Outer	ES2233L ‡	1	S518
1986-1976	1" - 18 Threads, 4.12" Length, (Greaseable Socket Reduces Corrosion/Wear)	Right Outer	ES2011R ‡	1	S818
	1" - 18 Threads, 52.25" Length, (Left Hand Threads, Powdered Metal Gusher Brg. For Better Lubrication)	Left Outer	DS893 ‡	1	S818
1976-1973	7/8" - 18 Threads, 4.38" Length, (Greaseable Socket Reduces Corrosion/Wear)	Right Outer	ES449L ‡	1	S818
	7/8" - 18 Threads, 52.24" Length, (Greaseable Socket Reduces Corrosion/Wear)	Left Outer	DS841 ‡	1	S818
1972-1967	(Powdered Metal Gusher Brg. For Better Lubrication)	Left Outer	ES375L ‡	1	
	(Powdered Metal Gusher Brg. For Better Lubrication)	Right Outer	ES375R ‡	1	
K1500 Suburban					
Drag Link Adjusting Sleeve					
1986-1971	Pitman Arm To Steering Arm		ES362S	1	S818
Drag Link Assembly					
1986-1971	6.34" Length, (Greaseable Socket Reduces Corrosion/Wear)	At Pitman Arm	ES2027L ‡	1	S818
	8.34" Length, (Greaseable Socket Reduces Corrosion/Wear)	At Steering Arm	ES2026R ‡	1	S818

GENERAL MOTORS TRUCK-15 Series - 1/2 Ton (Cont.)

STEERING (Cont.)

Year	Model/Application	Part	P/C Qty	Figure	
K1500 Suburban					
Steering Damper Bellows					
1986-1981	(Super Trail Boss) (Trail Boss)	Front Front	SSD90 SSD68	1 1	S518, S818 S518, S818
1980-1973	(Super Trail Boss) (Trail Boss)	Front Front	SSD90 SSD68	1 1	S818 S818
1972-1968	(Super Trail Boss) (Trail Boss)	Front Front	SSD90 SSD68	1 1	
Steering Damper Cylinder					
1986-1981	(Super Trail Boss) (Trail Boss)	Front Front	SSD84 SSD15	1 1	S518, S818 S518, S818
1980-1973	(Super Trail Boss) (Trail Boss)	Front Front	SSD84 SSD15	1 1	S818 S818
1972-1968	(Trail Boss) Up To 2-3/4" Diameter Axle, (Super Trail Boss)	Front Front	SSD48 SSD82	1 1	
Steering Damper Kit					
1973	With 3-3/8" Diameter NAPCO Axle, (Trail Boss)	Front	SSD11	1	S818
1972-1968	Up To 2-3/4" Diameter Axle, (Super Trail Boss) Up To 2-3/4" Diameter Axle, (Trail Boss) With 3-3/8" Diameter NAPCO Axle, (Trail Boss)	Front Front Front	SSD92 SSD13 SSD11	1 1 1	
Tie Rod Adjusting Sleeve					
1980-1976	1" - 18 Threads, 5.5" Length, (Coated For Corrosion Resistance) At Steering Arm, Right, Steering Arm To Steering Arm		ES2012S ‡	1	S818
1976-1973	7/8" - 18 Threads, 4.50" Length		ES362S	2	S818
Tie Rod End					
1986-1981	7/8" - 18 Threads, 4.81" Length, (Can Replace Complete 7/8" Threads Design With 1" Threads Design, Right Hand Threads, Powdered Metal Gusher Brg. For Better Lubrication) 7/8" - 18 Threads, 9.6" Length, (Can Replace Complete 7/8" Threads Design With 1" Threads Design, Left Hand Threads, Powdered Metal Gusher Brg. For Better Lubrication)	Right Outer Left Outer	ES2234R ‡ ES2233L ‡	1 1	S518 S518
1986-1976	1" - 18 Threads, 4.12" Length, (Greaseable Socket Reduces Corrosion/Wear) 1" - 18 Threads, 52.25" Length, (Left Hand Threads, Powdered Metal Gusher Brg. For Better Lubrication)	Right Outer Left Outer	ES2011R ‡ DS893 ‡	1 1	S818 S818
1976-1973	7/8" - 18 Threads, 4.38" Length, (Greaseable Socket Reduces Corrosion/Wear) 7/8" - 18 Threads, 52.24" Length, (Greaseable Socket Reduces Corrosion/Wear)	Right Outer Left Outer	ES449L ‡ DS841 ‡	1 1	S818 S818
1972-1967	(Powdered Metal Gusher Brg. For Better Lubrication) (Powdered Metal Gusher Brg. For Better Lubrication)	Left Outer Right Outer	ES375L ‡ ES375R ‡	1 1	
P1000					
Idler Arm					
1965-1963	(Powdered Metal Gusher Brg. For Better Lubrication, With Bracket)		K14 ‡	1	
Pitman Arm					
1965-1963	(Powdered Metal Gusher Brg. For Better Lubrication)		K6086 ‡	1	F217
Steering Damper Bellows					
1966	(Trail Boss)	Front	SSD68	1	
P1500					
Idler Arm					
1981-1967	(Powdered Metal Gusher Brg. For Better Lubrication)		K6096T ‡	1	S217
1966-1963	(Powdered Metal Gusher Brg. For Better Lubrication, With Bracket)		K14 ‡	1	S217
Pitman Arm					
1981-1973	Manual Steering, (Powdered Metal Gusher Brg. For Better Lubrication) Power Steering, (Powdered Metal Gusher Brg. For Better Lubrication)		K6142 ‡ K6143 ‡	1 1	S217 S217
1972-1968	Manual Steering, (Powdered Metal Gusher Brg. For Better Lubrication) Power Steering, (Powdered Metal Gusher Brg. For Better Lubrication)		K6130 ‡ K6131 ‡	1 1	S217 S217
Steering Damper Bellows					
1980-1967	(Trail Boss)	Front	SSD68	1	S217
Steering Damper Cylinder					
1973-1967	Coil Spring Suspension, Short/Long Arm Front Suspension, (Trail Boss) Straight Axle, (Trail Boss)	Front Front	SSD42 SSD42	1 1	S217 S217
Steering Damper Kit					
1973-1967	Coil Spring Suspension, Short/Long Arm Front Suspension, (Trail Boss)	Front	SSD10	1	S217
1971-1967	Straight Axle, (Super Trail Boss)	Front	SSD99	1	S217
Tie Rod Adjusting Sleeve					
1981-1973			ES2004S	2	S217

(Cont.) 15 Series - 1/2 Ton-GENERAL MOTORS TRUCK**STEERING (Cont.)**

Year	Model/Application	Part	P/C Qty	Figure	
P1500					
Tie Rod Adjusting Sleeve					
1972-1971	Front Disc	ES2004S	2	S217	
1970-1968	Independent Front Suspension	ES350S	2	S217	
Tie Rod End					
1981-1973	(Powdered Metal Gusher Brg. For Better Lubrication) (Powdered Metal Gusher Brg. For Better Lubrication)	Outer	ES409RT ‡	2	S217
		Inner	ES409LT ‡	2	S217
1972-1971	Independent Front Suspension, (Powdered Metal Gusher Brg. For Better Lubrication) Front Disc, (Powdered Metal Gusher Brg. For Better Lubrication)	Outer	ES415RL ‡	2	S217
		Inner	ES403L ‡	2	S217
1970-1967	(Powdered Metal Gusher Brg. For Better Lubrication) (Powdered Metal Gusher Brg. For Better Lubrication)	Outer	ES350L ‡	2	S217
		Inner	ES370R ‡	2	S217
1966	2500 Lb Axle, (Powdered Metal Gusher Brg. For Better Lubrication) 2500 Lb Axle, (Powdered Metal Gusher Brg. For Better Lubrication) 4000 Lb Axle, 1.000" - 16 Threads, 5.86" Length, (Greaseable Socket Reduces Corrosion/Wear) 4000 Lb Axle, 1.000" - 16 Threads, 5.86" Length, (Greaseable Socket Reduces Corrosion/Wear)	Left Outer	ES350L ‡	1	
		Right Outer	ES370R ‡	1	
		Left Outer	ES330L ‡	1	
		Right Outer	ES330R ‡	1	
1965-1963	2500 Lb Axle, (Powdered Metal Gusher Brg. For Better Lubrication)	Inner	ES678 ‡	2	
PB1500					
Steering Damper Bellows					
1966	(Trail Boss)	Front	SSD68	1	
Steering Damper Cylinder					
1966	Straight Axle, (Trail Boss)	Front	SSD42	1	
Steering Damper Kit					
1966	Straight Axle, (Super Trail Boss)	Front	SSD99	1	
Tie Rod End					
1966	Except Independent Front Suspension, 1.000" - 16 Threads, 5.86" Length, (Greaseable Socket Reduces Corrosion/Wear) Except Independent Front Suspension, 1.000" - 16 Threads, 5.86" Length, (Greaseable Socket Reduces Corrosion/Wear)	Left Outer	ES330L ‡	1	
		Right Outer	ES330R ‡	1	
R1500					
Idler Arm					
1987	(Greaseable Socket Reduces Corrosion/Wear)		K6247T ‡	1	S217
Pitman Arm					
1987	Except Variable Ratio, Power Steering, (Powdered Metal Gusher Brg. For Better Lubrication) Manual Steering, (Powdered Metal Gusher Brg. For Better Lubrication)		K6143 ‡	1	S217
			K6142 ‡	1	S217
Steering Damper Bellows					
1987	(Trail Boss)	Front	SSD68	1	S217
Steering Damper Cylinder					
1987	(Trail Boss)	Front	SSD42	1	S217
Steering Damper Kit					
1987	(Trail Boss)	Front	SSD10	1	S217
Tie Rod Adjusting Sleeve					
1987			ES2004S	2	S217
Tie Rod End					
1987	(Powdered Metal Gusher Brg. For Better Lubrication) (Powdered Metal Gusher Brg. For Better Lubrication)	Outer	ES409RT ‡	2	S217
		Inner	ES409LT ‡	2	S217
R1500 Suburban					
Idler Arm					
1990-1987	(Greaseable Socket Reduces Corrosion/Wear)		K6247T ‡	1	S217
Pitman Arm					
1990-1987	Except Variable Ratio, Power Steering, (Powdered Metal Gusher Brg. For Better Lubrication)		K6143 ‡	1	S217
1987	Manual Steering, (Powdered Metal Gusher Brg. For Better Lubrication)		K6142 ‡	1	S217
Steering Damper Bellows					
1990-1988	Except Oil Cooler, (Trail Boss)	Front	SSD68	1	S217
1987	(Trail Boss)	Front	SSD68	1	S217
Steering Damper Cylinder					
1990-1988	Except Oil Cooler, (Trail Boss)	Front	SSD42	1	S217
1987	(Trail Boss)	Front	SSD42	1	S217

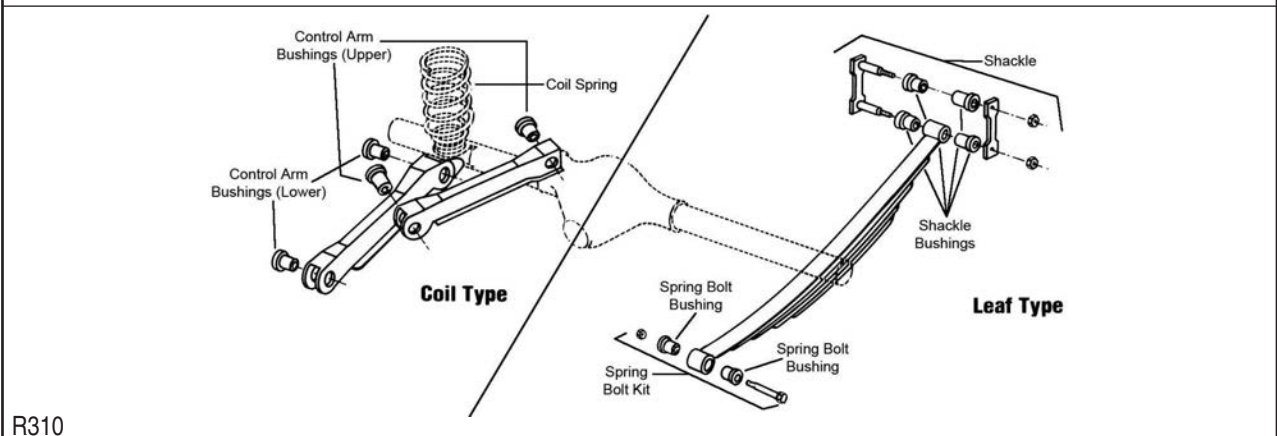
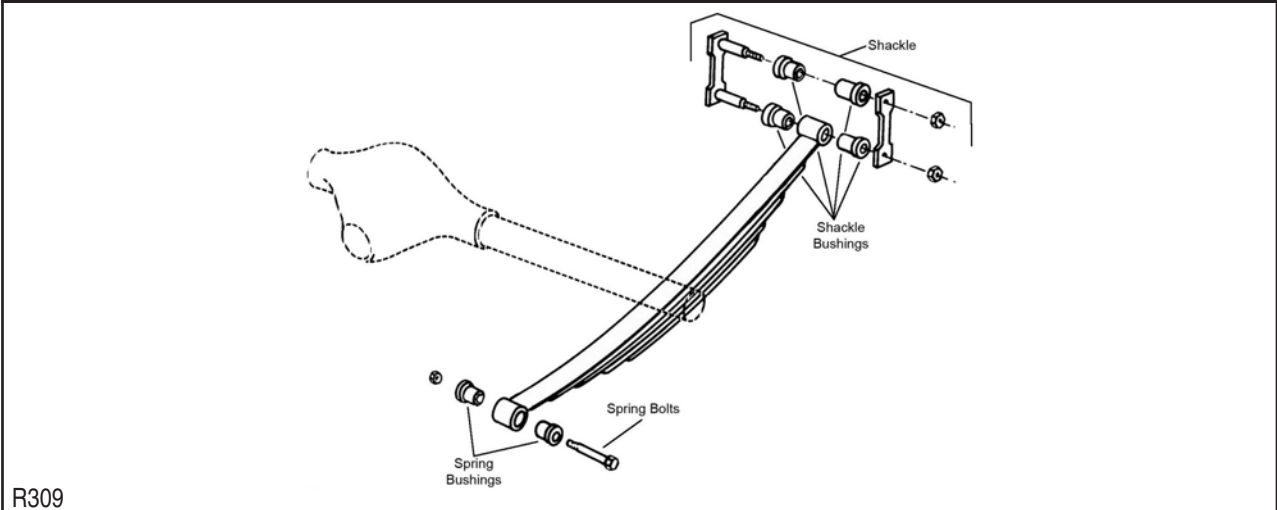
GENERAL MOTORS TRUCK-15 Series - 1/2 Ton (Cont.)

STEERING (Cont.)

Year	Model/Application	Part	P/C Qty	Figure	
R1500 Suburban					
Steering Damper Kit					
1990-1988	Except Oil Cooler, (Super Trail Boss) Except Oil Cooler, (Trail Boss)	Front Front	SSD125 SSD10	1 1	S217 S217
1987	(Trail Boss)	Front	SSD10	1	S217
Tie Rod Adjusting Sleeve					
1990-1987			ES2004S	2	S217
Tie Rod End					
1990-1987	(Powdered Metal Gusher Brg. For Better Lubrication) (Powdered Metal Gusher Brg. For Better Lubrication)	Outer Inner	ES409RT ‡ ES409LT ‡	2 2	S217 S217
V1500					
Drag Link Adjusting Sleeve					
1987		Pitman Arm To Steering Arm	ES362S	1	S518, S818
Drag Link Assembly					
1987	6.34" Length, (Greaseable Socket Reduces Corrosion/Wear) 8.34" Length, (Greaseable Socket Reduces Corrosion/Wear)	At Pitman Arm At Steering Arm	ES2027L ‡ ES2026R ‡	1 1	S518, S818 S518, S818
Steering Damper Bellows					
1987	(Super Trail Boss) (Trail Boss)	Front Front	SSD90 SSD68	1 1	S518, S818 S518, S818
Steering Damper Cylinder					
1987	(Super Trail Boss) (Trail Boss)	Front Front	SSD84 SSD15	1 1	S518, S818 S518, S818
Tie Rod End					
1987	1" - 18 Threads, 4.12" Length, (Right Hand Threads, Greaseable Socket Reduces Corrosion/Wear) 1" - 18 Threads, 52.25" Length, (Left Hand Threads, Powdered Metal Gusher Brg. For Better Lubrication) 7/8" - 18 Threads, 4.81" Length, (Can Replace Complete 7/8" Threads Design With 1" Threads Design, Right Hand Threads, Powdered Metal Gusher Brg. For Better Lubrication) 7/8" - 18 Threads, 9.6" Length, (Can Replace Complete 7/8" Threads Design With 1" Threads Design, Left Hand Threads, Powdered Metal Gusher Brg. For Better Lubrication)	Right Outer Left Outer Right Outer Left Outer	ES2011R ‡ DS893 ‡ ES2234R ‡ ES2233L ‡	1 1 1 1	S818 S818 S518 S518
V1500 Suburban					
Drag Link Adjusting Sleeve					
1990-1987		Pitman Arm To Steering Arm	ES362S	1	S518, S818
Drag Link Assembly					
1990-1987	6.34" Length, (Greaseable Socket Reduces Corrosion/Wear) 8.34" Length, (Greaseable Socket Reduces Corrosion/Wear)	At Pitman Arm At Steering Arm	ES2027L ‡ ES2026R ‡	1 1	S518, S818 S518, S818
Steering Damper Bellows					
1990-1988	(Super Trail Boss) Except Oil Cooler, (Trail Boss)	Front	SSD90 SSD68	1 1	S518, S818 S518, S818
1987	(Super Trail Boss) (Trail Boss)	Front Front	SSD90 SSD68	1 1	S518, S818 S518, S818
Steering Damper Cylinder					
1990-1988	Except Oil Cooler, (Super Trail Boss) Except Oil Cooler, (Trail Boss)	Front Front	SSD84 SSD15	1 1	S518, S818 S518, S818
1987	(Super Trail Boss) (Trail Boss)	Front Front	SSD84 SSD15	1 1	S518, S818 S518, S818
Tie Rod End					
1990-1987	1" - 18 Threads, 4.12" Length, (Right Hand Threads, Greaseable Socket Reduces Corrosion/Wear) 1" - 18 Threads, 52.25" Length, (Left Hand Threads, Powdered Metal Gusher Brg. For Better Lubrication) 7/8" - 18 Threads, 4.81" Length, (Can Replace Complete 7/8" Threads Design With 1" Threads Design, Right Hand Threads, Powdered Metal Gusher Brg. For Better Lubrication) 7/8" - 18 Threads, 9.6" Length, (Can Replace Complete 7/8" Threads Design With 1" Threads Design, Left Hand Threads, Powdered Metal Gusher Brg. For Better Lubrication)	Right Outer Left Outer Right Outer Left Outer	ES2011R ‡ DS893 ‡ ES2234R ‡ ES2233L ‡	1 1 1 1	S818 S818 S518 S518

(Cont.) 15 Series - 1/2 Ton-GENERAL MOTORS TRUCK

REAR SUSPENSION



Year	Model/Application	Part	P/C Qty	Figure
100				
Leaf Spring Bolt				
1959-1957		Rear	K150300	1 R309
1959-1955		Front	K150302	2 R309
Leaf Spring Bushing				
1959-1955		Front	K201001	2 R309
Leaf Spring Shackle				
1959-1955	(Center Bolt Not Required)		K150240	2 R309
1954-1939			K150313	2 R309
Leaf Spring Shackle Bushing				
1959-1955	Four Wheel Drive (4X4)	Upper	K201108	4 R309
1956	Two Wheel Drive (4x2)	To Spring	K201112	1 R309
1955	Two Wheel Drive (4x2), Second Series	To Spring	K201112	1 R309
Lock Pin				
1959-1955			K150327	2
150				
Leaf Spring Bolt				
1959-1955	Except Double Duty	Front	K150302	2 R309
		Rear	K150300	2 R310
Leaf Spring Bolt Kit				
1954-1947		Fixed End	K150308	4 R309
1942-1941		Fixed End	K150308	4 R309
Leaf Spring Bushing				
1959-1955		Front	K201001	2 R309
Leaf Spring Shackle				
1959-1955	(Center Bolt Not Required)		K150240	4 R310

GENERAL MOTORS TRUCK-15 Series - 1/2 Ton (Cont.)

REAR SUSPENSION (Cont.)

Year	Model/Application	Part	P/C Qty	Figure
150				
Leaf Spring Shackle Bolt				
1954-1947		K150305	4	R309
1942-1941		K150305	4	R309
Leaf Spring Shackle Bushing				
1959-1955	Four Wheel Drive (4X4)	Upper K201108	4	R309
1956	Two Wheel Drive (4x2)	To Spring K201112	1	R309
1955	Two Wheel Drive (4x2), Second Series	To Spring K201112	1	R309
1954-1947		Upper K201108	4	R310
1942-1941		Upper K201108	4	R310
Lock Pin				
1959-1955		K150327	2	
1000				
Leaf Spring Bolt				
1966-1960	Four Wheel Drive (4X4)	Fixed End K150305	2	R309
Leaf Spring Shackle Bushing				
1966-1960	Four Wheel Drive (4X4)	Upper K201108	4	R309
Lock Pin				
1966-1960		K150327	2	
1500				
Leaf Spring Bolt				
1966-1960	Four Wheel Drive (4X4)	Fixed End K150305	2	R309
Leaf Spring Shackle Bolt				
1966-1960	Four Wheel Drive (4X4)	K150305	4	R309
Lock Pin				
1966-1960		K150327	2	
C1500				
Leaf Spring Bushing				
1990-1988	(Design Allows Ease Of Installation)	Front K200897 ‡	1	R309
1986-1980	.575" X 1.75" X 3.00"	Front SB351	2	R309
1978-1973		Front SB335	2	R309
1972-1971	.570" X 1.125" X 2.75"	Front SB253	2	
Leaf Spring Shackle				
1990-1988	(Contains Shackle, Nuts, Bolts & Bushing)	Rear K150404	2	R309
Leaf Spring Shackle Bushing				
1990-1988	(Design Allows Ease Of Installation)	Rear SB335 To Spring K200897 ‡	2 1	R309 R309
1986-1973		To Spring SB335	2	R309
1972-1971	.570" X 1.125" X 2.75"	Lower Rear SB253	2	
1972-1969	RPO Code G50 Heavy Duty Springs	To Spring SB319	2	
C1500 Suburban				
Leaf Spring Bushing				
1986-1973	.575" X 1.75" X 3.00"	Front SB351	2	R309
Leaf Spring Shackle Bushing				
1986-1973		To Spring SB335	2	R309
G1000				
Lock Pin				
1966-1964		K150327	2	
G1500				
Leaf Spring Bushing				
1990-1971	.562" X 2.00" X 2.75"	Front SB318	2	R309
1972-1971	Standard Suspension, .570" X 1.125" X 2.75"	Front SB253	2	R309
Leaf Spring Shackle Bushing				
1990-1973		Lower SB319	2	R309
1972-1971	(Heavy Duty) Standard Suspension, .570" X 1.125" X 2.75"	Lower SB319 Front SB253	2 2	R309 R309

**(Cont.) 15 Series - 1/2 Ton-GENERAL MOTORS TRUCK
REAR SUSPENSION (Cont.)**

Year	Model/Application	Part	P/C Qty	Figure
K1500				
Leaf Spring Bolt				
1969-1967		Fixed End	K150305	2 R309
Leaf Spring Bushing				
1990-1988	(Design Allows Ease Of Installation)	Front	K200897 ‡	1 R309
1978-1973		Front	SB335	2 R309
Leaf Spring Shackle				
1990-1988	(Contains Shackle, Nuts, Bolts & Bushing)	Rear	K150404	2 R309
Leaf Spring Shackle Bushing				
1990-1988	(Design Allows Ease Of Installation)	To Spring	K200897 ‡	1 R309
1986-1973		To Spring	SB335	2 R309
K1500 Suburban				
Leaf Spring Bushing				
1978-1973		Front	SB335	2 R309
Leaf Spring Shackle Bushing				
1986-1973		To Spring	SB335	2 R309
P1000				
Lock Pin				
1966-1960			K150327	2
P1500				
Leaf Spring Bolt				
1966-1963		Fixed End	K150305	2 R309
Leaf Spring Bushing				
1981-1973	.575" X 1.75" X 3.00"	Front	SB351	2 R309
Leaf Spring Shackle Bushing				
1981-1973		To Spring	SB335	2 R309
1966-1963		Upper	K201108	4 R309
PB1500				
Leaf Spring Bolt				
1966-1963		Fixed End	K150305	2 R309
PM150				
Leaf Spring Bolt				
1959-1955	Except Double Duty	Rear	K150300	2 R310
Leaf Spring Bolt Kit				
1954-1952		Fixed End	K150308	4 R309
Leaf Spring Shackle Bolt				
1959-1952			K150305	4 R309
Leaf Spring Shackle Bushing				
1956		To Spring	K201112	1 R309
1955	Second Series	To Spring	K201112	1 R309
Lock Pin				
1959-1951			K150327	4
R1500				
Leaf Spring Bushing				
1987	.575" X 1.75" X 3.00"	Front	SB351	2 R309
Leaf Spring Shackle Bushing				
1987		To Spring	SB335	2 R309
R1500 Suburban				
Leaf Spring Bushing				
1990-1987	.575" X 1.75" X 3.00"	Front	SB351	2 R309
Leaf Spring Shackle Bushing				
1990-1987		To Spring	SB335	2 R309
V1500				
Leaf Spring Bushing				
1987	.575" X 1.75" X 3.00"	Front	SB351	2 R309

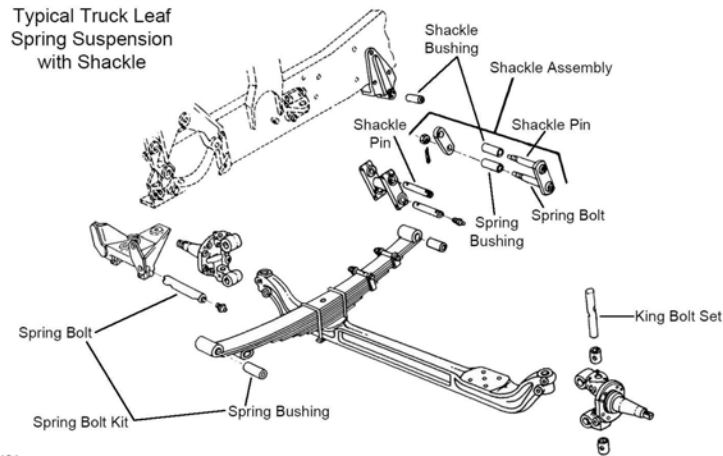
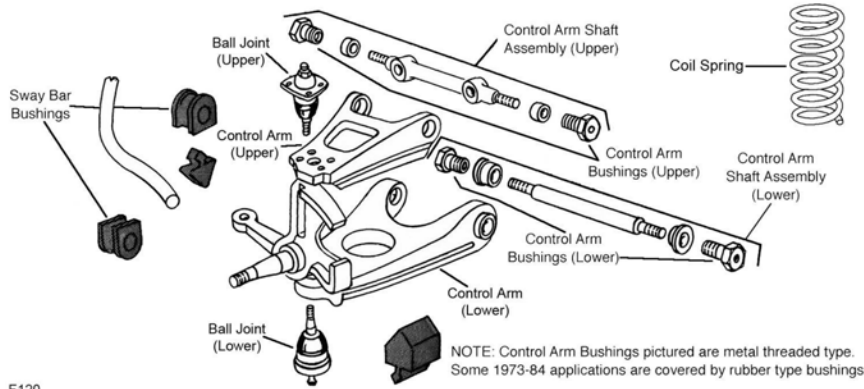
GENERAL MOTORS TRUCK-15 Series - 1/2 Ton (Cont.)

REAR SUSPENSION (Cont.)

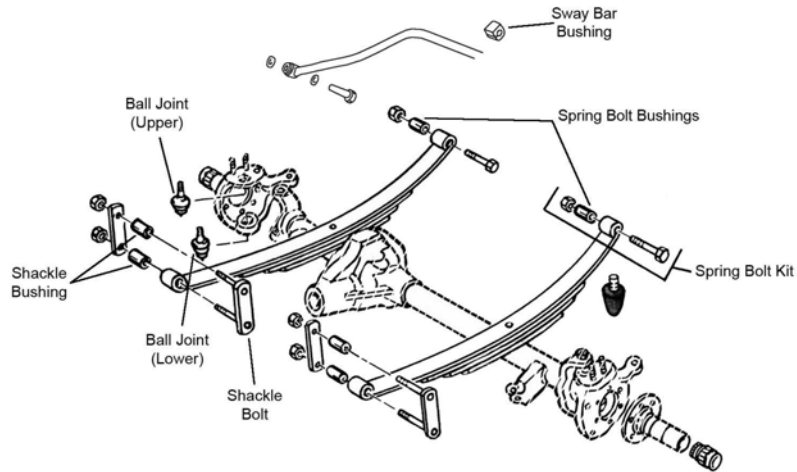
Year	Model/Application	Part	P/C Qty	Figure
V1500				
Leaf Spring Shackle Bushing				
1987		To Spring	SB335	2 R309
V1500 Suburban				
Leaf Spring Bushing				
1990-1987	.575" X 1.75" X 3.00"	Front	SB351	2 R309
Leaf Spring Shackle Bushing				
1990-1987		To Spring	SB335	2 R309

GENERAL MOTORS TRUCK-25 Series - 3/4 Ton

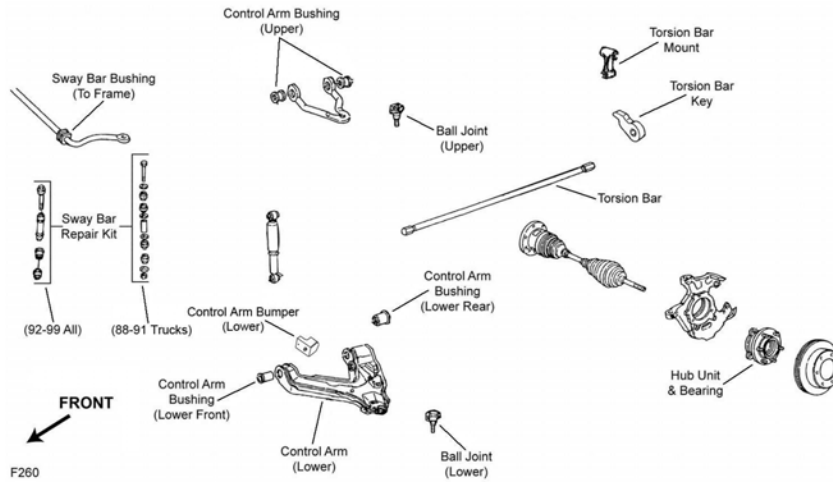
FRONT SUSPENSION



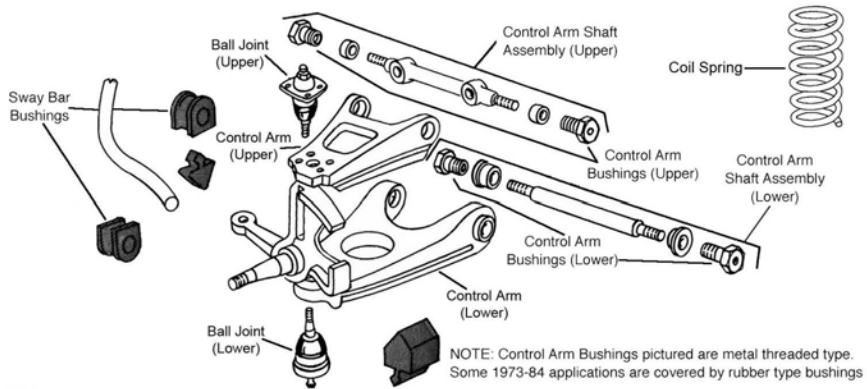
(Cont.) 25 Series - 3/4 Ton-GENERAL MOTORS TRUCK
FRONT SUSPENSION (Cont.)



F123



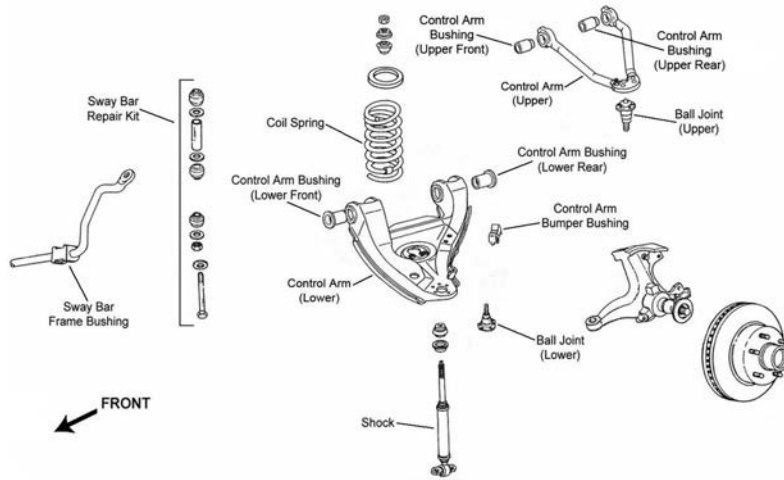
F260



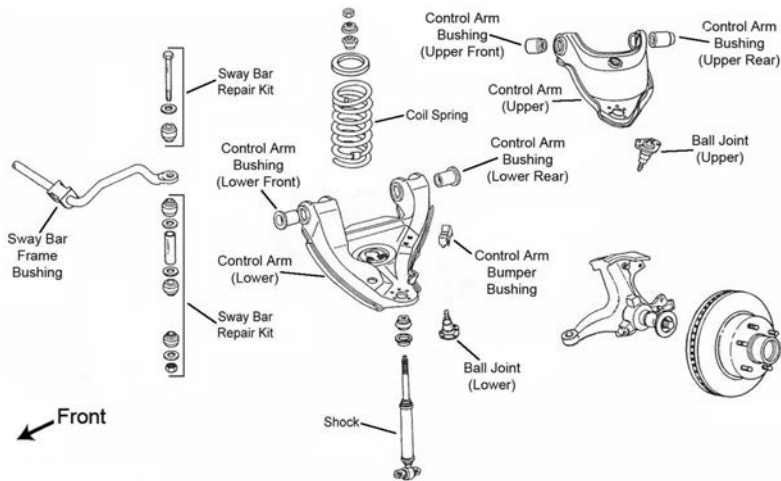
F487

GENERAL MOTORS TRUCK-25 Series - 3/4 Ton (Cont.)

FRONT SUSPENSION (Cont.)



F489



F491

Year	Model/Application	Part	P/C Qty	Figure
250				
King Bolt Set				
1959-1955	3500 Lb Axle, .921" Pin Diameter, 5.64" Length, (Contains Metal Bushing, One Keyway)	8445B	1	F121
1954-1953	.922" Pin Diameter, 5.64" Length, (Contains Metal Bushing, One Keyway)	8428B	1	F121
Leaf Spring Bolt				
1942-1941		Front K150346	2	F121
Leaf Spring Bushing				
1959-1955	Two Wheel Drive (4x2)	Front K201001	2	F121
Leaf Spring Shackle				
1959-1949	(Center Bolt Not Required)	K150240	2	F121
2500				
Ball Joint				
1963	Two Wheel Drive (4x2), (Powdered Metal Gusher Brg. For Better Lubrication)	Upper K680 ‡	2	F120
	Two Wheel Drive (4x2), (Powdered Metal Gusher Brg. For Better Lubrication)	Lower K6025 ‡	2	F120
Control Arm Shaft Assembly				
1966-1963	(Standard Design)	Upper K6135	2	F120
King Bolt Set				
1966-1965	4000 Lb Axle, 1.109" X 6.344", (Contains Nylon Bushing, Thrust Bearing Design, One Keyway)	8492N	1	F121
	4000 Lb Axle, 1.109" X 6.344", (Metal Bushing, Thrust Bearing Design, One Keyway)	8492B	1	F121
	4000 Lb Axle, 1.109" X 6.344", (Metal Bushing, Thrust Washer Design, One Keyway)	8484T	1	F121
1963-1961	Two Wheel Drive (4x2), Except Independent Front Suspension, 1.109" X 6.343", (Contains Washer Bearing And Metal Bushing, One Keyway)	8343B	1	
Leaf Spring Bushing				
1966-1960		Front K201112	1	F123

**(Cont.) 25 Series - 3/4 Ton-GENERAL MOTORS TRUCK
FRONT SUSPENSION (Cont.)**

Year	Model/Application	Part	P/C Qty	Figure
2500				
Sway Bar Bushing				
1966-1965		To Arm To Frame	K8204 K8204	1 1 F120 F120
1964	Two Wheel Drive (4x2), (Standard Design)	To Frame	K5227	1 F120
1963-1961	Two Wheel Drive (4x2), 15/16" Sway Bar Diameter	To Frame	K5241	1 F120
C2500				
Ball Joint				
1990-1989	8600 Lb GVW, (Powdered Metal Gusher Brg. For Better Lubrication)	Upper	K6344 ‡	2 F489
1990-1988	(Powdered Metal Gusher Brg. For Better Lubrication) 7200 Lb GVW, (Powdered Metal Gusher Brg. For Better Lubrication)	Lower Upper	K6293 ‡ K6292 ‡	2 2 F489, F491 F491
1986-1971	(Powdered Metal Gusher Brg. For Better Lubrication) (Powdered Metal Gusher Brg. For Better Lubrication)	Upper Lower	K6122 ‡ K6129T ‡	2 2 F487 F487
1970-1967	(Powdered Metal Gusher Brg. For Better Lubrication) (Powdered Metal Gusher Brg. For Better Lubrication)	Upper Lower	K680 ‡ K6025 ‡	2 2 F487 F487
Control Arm				
1986-1971	Heavy Duty, (Ball Joint And Bushings Not Included) Standard Duty, (Ball Joint And Bushings Not Included) Standard Duty, (Ball Joint And Bushings Not Included)	Left Lower Left Lower Right Lower	CK6554 ‡ CK6553 ‡ CK6555 ‡	1 1 1 F487 F487 F487
Control Arm Bumper Bushing				
1986-1973	(Press In Type)	Lower	K6607	2 F487
Control Arm Bushing Set				
1990-1989	7200 Lb GVW, (Contains Front And Rear Bushings) 7200 Lb GVW, (Contains Front And Rear Bushings, Standard Design) 8600 Lb GVW, (Contains Front And Rear Bushings, Standard Design) 8600 Lb GVW, (High Quality Elastomer For Durability And Performance, Contains Front And Rear Bushings)	Upper Upper Upper Upper	K6415 ‡ K6323 K6395 K6417 ‡	1 2 2 1 F491 F491 F489 F489
1990-1988	(Contains Front And Rear Bushings)	Lower	K6327	2 F489, F491
1988	(Contains Front And Rear Bushings) (Contains Front And Rear Bushings, Standard Design)	Upper Upper	K6415 ‡ K6323	1 2 F489, F491 F489, F491
Control Arm Shaft Assembly				
1986-1967	(Standard Design) (Greaseable Socket Reduces Corrosion/Wear)	Upper Lower	K6135 K6147 ‡	2 2 F487 F487
Control Arm with Ball Joint				
1990-1989	8600 Lb GVW, (R-Series) 8600 Lb GVW, (R-Series)	Left Upper Right Upper	RK621233 RK621234	1 1 F489 F489
1990-1988	(Contains Bushings) (R-Series) (Contains Bushings) (R-Series) 7200 Lb GVW, (Contains Bushing, Powdered Metal Gusher Brg. For Better Lubrication) 7200 Lb GVW, (R-Series) 7200 Lb GVW, (Contains Bushing, Powdered Metal Gusher Brg. For Better Lubrication) 7200 Lb GVW, (R-Series)	Left Lower Left Lower Right Lower Right Lower Left Upper Left Upper Right Upper Right Upper	CK620299 ‡ RK620299 CK620298 ‡ RK620298 CK620160 ‡ RK620160 CK620161 ‡ RK620161	1 1 1 1 1 1 1 1 F489, F491 F489, F491 F489, F491 F489, F491 F491 F491 F491 F491
1986-1973	(Smooth Control Arm Shaft, Heavy Duty Design, Contains Bushing, Powdered Metal Gusher Brg. For Better Lubrication) (Smooth Control Arm Shaft, R-Series) (Smooth Control Arm Shaft, Heavy Duty Design, Contains Bushing, Powdered Metal Gusher Brg. For Better Lubrication) (Smooth Control Arm Shaft, R-Series) Non ABS, (Contains Bumper, R-Series) Non ABS, (Contains Bumper, R-Series) Non ABS, (Heavy Duty Design, Contains Bushings, Powdered Metal Gusher Brg. For Better Lubrication)	Brg. For Left Lower Left Lower Brg. For Right Lower Right Lower Left Upper Left Upper Right Upper Right Upper	CK620036 ‡ RK620036 CK620037 ‡ RK620037 RK622888 RK622887 CK620035 ‡	1 1 1 1 1 1 1 F487 F487 F487 F487 F487 F487
King Bolt Set				
1970-1967	4000 Lb Axle, 1.109" X 6.344", (Contains Nylon Bushing, Thrust Bearing Design, One Keyway) 4000 Lb Axle, 1.109" X 6.344", (Metal Bushing, Thrust Bearing Design, One Keyway) 4000 Lb Axle, 1.109" X 6.344", (Metal Bushing, Thrust Washer Design, One Keyway)		8492N 8492B 8484T	1 1 1 F121 F121 F121
Sway Bar Bushing				
1990-1988	1-1/4" Sway Bar Diameter, (Improved Design Bushing With Premium Rubber Material And Synthetic Fabric Lining Lasts Longer And Eliminates Noise) 1-1/4" Sway Bar Diameter, (Standard Design) 1-5/16" Sway Bar Diameter, (Improved Design Bushing With Premium Rubber Material And Synthetic Fabric Lining Lasts Longer And Eliminates Noise) 1-5/16" Sway Bar Diameter, (Standard Design)	To Frame To Frame To Frame To Frame	K201176 ‡ K6476 K201177 ‡ K6439	1 1 1 1 F489, F491 F489, F491 F489, F491 F489, F491
1986-1968	1-1/16" Sway Bar Diameter 1-1/16" Sway Bar Diameter	To Arm To Frame	K6169 K6169	1 1 F487 F487

GENERAL MOTORS TRUCK-25 Series - 3/4 Ton (Cont.)

FRONT SUSPENSION (Cont.)

Year	Model/Application	Part	P/C Qty	Figure		
C2500						
Sway Bar Bushing						
1986-1968 (Cont.)	1-1/4" Sway Bar Diameter, (Improved Design Bushing With Premium Rubber Material And Synthetic Fabric Lining Lasts Longer And Eliminates Noise)	To Arm	K201176 ‡	1	F487	
	1-1/4" Sway Bar Diameter, (Standard Design)	To Arm	K6476	1	F487	
	1-1/4" Sway Bar Diameter, (Improved Design Bushing With Premium Rubber Material And Synthetic Fabric Lining Lasts Longer And Eliminates Noise)	To Frame	K201176 ‡	1	F487	
	1-1/4" Sway Bar Diameter, (Standard Design)	To Frame	K6476	1	F487	
	1-1/8" Sway Bar Diameter, (Bracket Not Included, OEM Type, Improved Design Bushing With Premium Rubber Material And Synthetic Fabric Lining Lasts Longer And Eliminates Noise)	To Arm	K201174 ‡	1	F487	
	1-1/8" Sway Bar Diameter, (Bracket Not Included, OEM Type, Standard Design)	To Arm	K6408	1	F487	
	1-1/8" Sway Bar Diameter, (Bracket Not Included, OEM Type, Improved Design Bushing With Premium Rubber Material And Synthetic Fabric Lining Lasts Longer And Eliminates Noise)	To Frame	K201174 ‡	1	F487	
	1-1/8" Sway Bar Diameter, (Bracket Not Included, OEM Type, Standard Design)	To Frame	K6408	1	F487	
	1-1/8" Sway Bar Diameter, (Contains Bracket, Universal Type, Contains Thermoplastic Bushings And Universal Mounting Bracket)	To Frame	K7325 ‡	1	F487	
	1-3/16" Sway Bar Diameter, (Improved Design Bushing With Premium Rubber Material And Synthetic Fabric Lining Lasts Longer And Eliminates Noise)	To Arm	K201175 ‡	1	F487	
	1-3/16" Sway Bar Diameter, (Standard Design)	To Arm	K6437	1	F487	
	1-3/16" Sway Bar Diameter, (Improved Design Bushing With Premium Rubber Material And Synthetic Fabric Lining Lasts Longer And Eliminates Noise)	To Frame	K201175 ‡	1	F487	
	1-3/16" Sway Bar Diameter, (Standard Design)	To Frame	K6437	1	F487	
	1967		To Arm	K8204	1	F487
			To Frame	K8204	1	F487
	Sway Bar Repair Kit					
1990-1988	(Heavy Duty Design) (Includes Polyurethane Bushings And Solid Metal Sleeve For Enhanced Performance. Barrel Nut Allows For Easier Installation.) (Standard Design)		K6630 ‡	2	F489, F491	
			K700532 ‡	2	F489, F491	
			K5252	2	F489, F491	
C2500 Suburban						
Ball Joint						
1986-1971	(Powdered Metal Gusher Brg. For Better Lubrication) (Powdered Metal Gusher Brg. For Better Lubrication)	Upper	K6122 ‡	2	F120	
		Lower	K6129T ‡	2	F120	
1970-1968	(Powdered Metal Gusher Brg. For Better Lubrication)	Lower	K6025 ‡	2	F120	
1970-1967	(Powdered Metal Gusher Brg. For Better Lubrication)	Upper	K680 ‡	2	F120	
Control Arm						
1986-1971	Heavy Duty, (Ball Joint And Bushings Not Included) Standard Duty, (Ball Joint And Bushings Not Included) Standard Duty, (Ball Joint And Bushings Not Included)	Left Lower	CK6554 ‡	1	F120	
		Left Lower	CK6553 ‡	1	F120	
		Right Lower	CK6555 ‡	1	F120	
Control Arm Bumper Bushing						
1986-1973	(Press In Type)	Lower	K6607	2	F120	
Control Arm Shaft Assembly						
1986-1967	(Standard Design) (Greaseable Socket Reduces Corrosion/Wear)	Upper	K6135	2	F120	
		Lower	K6147 ‡	2	F120	
Control Arm with Ball Joint						
1986-1973	(Smooth Control Arm Shaft, Heavy Duty Design, Contains Bushing, Powdered Metal Gusher Brg. For Better Lubrication) (Smooth Control Arm Shaft, R-Series) (Smooth Control Arm Shaft, Heavy Duty Design, Contains Bushing, Powdered Metal Gusher Brg. For Better Lubrication) (Smooth Control Arm Shaft, R-Series) Non ABS, (Contains Bumper, R-Series) Non ABS, (Contains Bumper, R-Series) Non ABS, (Heavy Duty Design, Contains Bushings, Powdered Metal Gusher Brg. For Better Lubrication)	Left Lower	CK620036 ‡	1	F120	
		Left Lower	RK620036	1	F120	
		Right Lower	CK620037 ‡	1	F120	
		Right Lower	RK620037	1	F120	
		Left Upper	RK622888	1	F120	
		Right Upper	RK622887	1	F120	
		Right Upper	CK620035 ‡	1	F120	
		Sway Bar Bushing				
		1986-1968	1-1/16" Sway Bar Diameter 1-1/16" Sway Bar Diameter 1-1/4" Sway Bar Diameter, (Improved Design Bushing With Premium Rubber Material And Synthetic Fabric Lining Lasts Longer And Eliminates Noise) 1-1/4" Sway Bar Diameter, (Standard Design) 1-1/4" Sway Bar Diameter, (Improved Design Bushing With Premium Rubber Material And Synthetic Fabric Lining Lasts Longer And Eliminates Noise) 1-1/4" Sway Bar Diameter, (Standard Design) 1-1/8" Sway Bar Diameter, (Bracket Not Included, OEM Type, Improved Design Bushing With Premium Rubber Material And Synthetic Fabric Lining Lasts Longer And Eliminates Noise) 1-1/8" Sway Bar Diameter, (Bracket Not Included, OEM Type, Standard Design) 1-1/8" Sway Bar Diameter, (Bracket Not Included, OEM Type, Improved Design Bushing With Premium Rubber Material And Synthetic Fabric Lining Lasts Longer And Eliminates Noise) 1-1/8" Sway Bar Diameter, (Bracket Not Included, OEM Type, Standard Design) 1-1/8" Sway Bar Diameter, (Contains Bracket, Universal Type, Contains Thermoplastic Bushings And Universal Mounting Bracket)	To Arm	K6169	1
To Frame	K6169			1	F120	
To Arm	K201176 ‡			1	F120	
To Arm	K6476			1	F120	
To Frame	K201176 ‡			1	F120	
To Frame	K6476			1	F120	
To Arm	K201174 ‡			1	F120	
To Arm	K6408			1	F120	
To Frame	K201174 ‡			1	F120	
To Frame	K6408			1	F120	
To Frame	K7325 ‡			1	F120	

**(Cont.) 25 Series - 3/4 Ton-GENERAL MOTORS TRUCK
FRONT SUSPENSION (Cont.)**

Year	Model/Application	Part	P/C Qty	Figure
C2500 Suburban				
Sway Bar Bushing				
1986-1968 (Cont.)	1-3/16" Sway Bar Diameter, (Improved Design Bushing With Premium Rubber Material And Synthetic Fabric Lining Lasts Longer And Eliminates Noise)	To Arm	K201175 ‡	1 F120
	1-3/16" Sway Bar Diameter, (Standard Design)	To Arm	K6437	1 F120
	1-3/16" Sway Bar Diameter, (Improved Design Bushing With Premium Rubber Material And Synthetic Fabric Lining Lasts Longer And Eliminates Noise)	To Frame	K201175 ‡	1 F120
	1-3/16" Sway Bar Diameter, (Standard Design)	To Frame	K6437	1 F120
1967		To Arm	K8204	1 F120
		To Frame	K8204	1 F120
G2500				
Ball Joint				
1990-1983	Gasoline, (Powdered Metal Gusher Brg. For Better Lubrication)	Upper	K6136 ‡	2 F120
	Gasoline, (Powdered Metal Gusher Brg. For Better Lubrication)	Lower	K6117T ‡	2 F120
1982-1973	(Powdered Metal Gusher Brg. For Better Lubrication)	Upper	K6136 ‡	2 F120
	(Powdered Metal Gusher Brg. For Better Lubrication)	Lower	K6117T ‡	2 F120
1972-1971	Front Disc, (Powdered Metal Gusher Brg. For Better Lubrication)	Upper	K6122 ‡	2 F120
	Front Disc, (Powdered Metal Gusher Brg. For Better Lubrication)	Lower	K6129T ‡	2 F120
	Front Drum, (Powdered Metal Gusher Brg. For Better Lubrication)	Upper	K6024 ‡	2 F120
	Front Drum, (Powdered Metal Gusher Brg. For Better Lubrication)	Lower	K6023 ‡	2 F120
Control Arm Bumper Bushing				
1990-1973	(Press In Type)	Lower	K6607	2 F120
1982-1973		Upper	K6598	2 F120
Control Arm Bushing				
1990-1973	(Contains Front And Rear Bushings)	Upper	K6138	2 F120
Control Arm Bushing Set				
1990-1973	(Contains Front And Rear Bushings)	Lower	K6422 ‡	1 F120
	(Contains Front And Rear Bushings, Standard Design)	Lower	K6137	2 F120
Control Arm Shaft Assembly				
1990-1987	(Provides Additional Positive(+) Camber Adjustment, Offset Shaft Kit, Design Allows Ease Of Installation)	Upper	K6355 ‡	2 F120
	(Standard Design)	Upper	K6354	2 F120
1986-1973	(Provides Additional Positive(+) Camber Adjustment, Offset Shaft Kit, Design Allows Ease Of Installation)	Upper	K6184 ‡	2 F120
1972-1971	Front Disc, (Standard Design)	Upper	K6135	2 F120
	Front Disc, (Greaseable Socket Reduces Corrosion/Wear)	Lower	K6147 ‡	2 F120
1971-1970	Front Drum	Upper	K6098	2 F120
	Front Drum, (Greaseable Socket Reduces Corrosion/Wear)	Lower	K6147 ‡	2 F120
Control Arm with Ball Joint				
1990-1973	(R-Series)	Left Upper	RK621269	1 F120
	(R-Series)	Right Upper	RK621268	1 F120
King Bolt Set				
1970-1967	3000 Lb Axle, .8752" X 5.540", (Contains Nylon Bushing)		8513N	1 F121
Sway Bar Bushing				
1990-1971		To Arm	K6167	1 F120
	(Heavy Duty, Contains Thermoplastic Bushings And Universal Mounting Bracket)	To Frame	K6461 ‡	1 F120
	(Original Equipment Type)	To Frame	K6169	1 F120
1970-1967	(Standard Design)	To Frame	K5227	1 F120
K2500				
Ball Joint				
1990-1988	7200 And 8600 Lb GVW, (Bolt On Type, Powdered Metal Gusher Brg. For Better Lubrication)	Lower	K6291 ‡	2 F260
	7200 Lb GVW, (Powdered Metal Gusher Brg. For Better Lubrication)	Upper	K6292 ‡	2 F260
	8600 Lb GVW, (Powdered Metal Gusher Brg. For Better Lubrication)	Upper	K6344 ‡	2 F260
1986-1970	(Powdered Metal Gusher Brg. For Better Lubrication)	Upper	K8194T ‡	2 F123
	(Powdered Metal Gusher Brg. For Better Lubrication)	Lower	K8195T ‡	2 F123
Ball Joint Bushing Extractor and Installer				
1986-1967	Four Wheel Drive (4X4)		T40207	1
Control Arm Bushing Set				
1990	(Contains Front And Rear Bushings, Standard Design)	Upper	K6395	2 F260
	(High Quality Elastomer For Durability And Performance, Contains Front And Rear Bushings)	Upper	K6417 ‡	1 F260
1990-1988	Stamped Steel Arm, (Contains Front And Rear Bushings)	Lower	K6329	2 F260
1989	43mm Outside Diameter, (Contains Front And Rear Bushings, Standard Design)	Upper	K6395	2 F260
	43mm Outside Diameter, (High Quality Elastomer For Durability And Performance, Contains Front And Rear Bushings)	Upper	K6417 ‡	1 F260

GENERAL MOTORS TRUCK-25 Series - 3/4 Ton (Cont.)

FRONT SUSPENSION (Cont.)

Year	Model/Application	Part	P/C Qty	Figure
K2500				
Control Arm Bushing Set				
1989-1988	41mm Outside Diameter, (Contains Front And Rear Bushings) 41mm Outside Diameter, (Contains Front And Rear Bushings, Standard Design)	Upper Upper	K6415 ‡ K6323	1 2 F260 F260
Control Arm with Ball Joint				
1990-1989	8600 Lb GVW, (R-Series) 8600 Lb GVW, (R-Series)	Left Upper Right Upper	RK620630 RK620629	1 1 F260 F260
1990-1988	7200 Lb GVW, (R-Series) 7200 Lb GVW, (R-Series)	Left Upper Right Upper	RK620720 RK620719	1 1 F260 F260
Leaf Spring Bushing				
1986-1973		Front	SB320	2 F123
Leaf Spring Shackle Bushing				
1986-1973			K200911	2 F123
1970-1967		Lower	SB320	2 F123
Sway Bar Bushing				
1990-1988	1-1/16" Sway Bar Diameter 1-1/4" Sway Bar Diameter, (Split Design For Easier Installation) 1-1/8" Sway Bar Diameter 1-3/16" Sway Bar Diameter, (Bracket Not Included, OEM Type) 1-3/16" Sway Bar Diameter, (Contains Bracket, Universal Type, Contains Thermoplastic Bushings And Universal Mounting Bracket)	To Frame To Frame To Frame To Frame To Frame	K5288 K6455 ‡ K6453 K5248 K7328 ‡	1 1 1 1 1 F260 F260 F260 F260 F260
1986-1981	1-1/16" Sway Bar Diameter, (Contains Thermoplastic Bushings And Universal Mounting Bracket)	To Frame	K7302 ‡	1 F123
1986-1973	(Eye Bushing)		K6655	1 F123
1986-1968	1-3/16" Sway Bar Diameter, (Contains Bracket, Universal Type, Contains Thermoplastic Bushings And Universal Mounting Bracket)	To Frame	K7328 ‡	1 F123
1980-1973	1-1/16" Sway Bar Diameter	To Frame	K6169	1 F123
Sway Bar Repair Kit				
1990-1988	(Heavy Duty Design) (Includes Polyurethane Bushings And Solid Metal Sleeve For Enhanced Performance. Barrel Nut Allows For Easier Installation.)		K80631 ‡ K700539 ‡	2 2 F260 F260
Wheel Hub & Bearing Assembly				
1990-1988	(8 Stud Hub) 6 Stud Hub		515018 515001	2 2
K2500 Suburban				
Ball Joint				
1986-1970	(Powdered Metal Gusher Brg. For Better Lubrication) (Powdered Metal Gusher Brg. For Better Lubrication)	Upper Lower	K8194T ‡ K8195T ‡	2 2 F123 F123
Ball Joint Bushing Extractor and Installer				
1986-1970	Four Wheel Drive (4X4)		T40207	1
Leaf Spring Bushing				
1986-1973		Front	SB320	2 F123
Leaf Spring Shackle Bushing				
1986-1973			K200911	2 F123
Sway Bar Bushing				
1986-1981	1-1/16" Sway Bar Diameter, (Contains Thermoplastic Bushings And Universal Mounting Bracket)	To Frame	K7302 ‡	1 F123
1986-1973	(Eye Bushing)		K6655	1 F123
1986-1968	1-3/16" Sway Bar Diameter, (Contains Bracket, Universal Type, Contains Thermoplastic Bushings And Universal Mounting Bracket)	To Frame	K7328 ‡	1 F123
1980-1973	1-1/16" Sway Bar Diameter	To Frame	K6169	1 F123
P2500				
Ball Joint				
1989-1971	(Powdered Metal Gusher Brg. For Better Lubrication) (Powdered Metal Gusher Brg. For Better Lubrication)	Upper Lower	K6122 ‡ K6129T ‡	2 2 F120 F120
1970-1968	(Powdered Metal Gusher Brg. For Better Lubrication) (Powdered Metal Gusher Brg. For Better Lubrication)	Upper Lower	K680 ‡ K6025 ‡	2 2 F120 F120
Control Arm				
1989-1973	Heavy Duty, (Ball Joint And Bushings Not Included) Standard Duty, (Ball Joint And Bushings Not Included) Standard Duty, (Ball Joint And Bushings Not Included)	Left Lower Left Lower Right Lower	CK6554 ‡ CK6553 ‡ CK6555 ‡	1 1 1 F120 F120 F120

(Cont.) 25 Series - 3/4 Ton-GENERAL MOTORS TRUCK**FRONT SUSPENSION (Cont.)**

Year	Model/Application	Part	P/C Qty	Figure
P2500				
Control Arm Bumper Bushing				
1984-1975	(Press In Type)	Lower	K6607	2 F120
Control Arm Shaft Assembly				
1989-1968	(Standard Design) (Greaseable Socket Reduces Corrosion/Wear)	Upper Lower	K6135 K6147 ‡	2 2 F120
Control Arm with Ball Joint				
1986-1973	(Smooth Control Arm Shaft, Heavy Duty Design, Contains Bushing, Powdered Metal Gusher Brg. For Better Lubrication) (Smooth Control Arm Shaft, R-Series)	Left Lower Left Lower	CK620036 ‡ RK620036	1 1 F120
	(Smooth Control Arm Shaft, Heavy Duty Design, Contains Bushing, Powdered Metal Gusher Brg. For Better Lubrication) (Smooth Control Arm Shaft, R-Series)	Right Lower Right Lower	CK620037 ‡ RK620037	1 1 F120
King Bolt Set				
1970-1963	4000 Lb Axle, 1.109" X 6.344", (Contains Nylon Bushing, Thrust Bearing Design, One Keyway)		8492N	1 F121
	4000 Lb Axle, 1.109" X 6.344", (Metal Bushing, Thrust Bearing Design, One Keyway)		8492B	1 F121
	4000 Lb Axle, 1.109" X 6.344", (Metal Bushing, Thrust Washer Design, One Keyway)		8484T	1 F121
1967	Except Independent Front Suspension, 1.109" X 6.344", (Contains Metal Bushing, One Keyway)		8490T	1 F121
Leaf Spring Bushing				
1966-1963		Front	K201001	2 F121
Leaf Spring Shackle				
1966-1963		Rear	K150240	4 F121
Sway Bar Bushing				
1989-1968	1-1/16" Sway Bar Diameter, Independent Front Suspension	To Arm	K6169	1 F120
	1-1/16" Sway Bar Diameter, Independent Front Suspension	To Frame	K6169	1 F120
	1-1/4" Sway Bar Diameter, Independent Front Suspension, (Improved Design Bushing With Premium Rubber Material And Synthetic Fabric Lining Lasts Longer And Eliminates Noise)	To Arm	K201176 ‡	1 F120
	1-1/4" Sway Bar Diameter, Independent Front Suspension, (Standard Design)	To Arm	K6476	1 F120
	1-1/4" Sway Bar Diameter, Independent Front Suspension, (Improved Design Bushing With Premium Rubber Material And Synthetic Fabric Lining Lasts Longer And Eliminates Noise)	To Frame	K201176 ‡	1 F120
	1-1/4" Sway Bar Diameter, Independent Front Suspension, (Standard Design)	To Frame	K6476	1 F120
	1-1/8" Sway Bar Diameter, (Improved Design Bushing With Premium Rubber Material And Synthetic Fabric Lining Lasts Longer And Eliminates Noise)	To Arm	K201174 ‡	1 F120
	1-1/8" Sway Bar Diameter, (Standard Design)	To Arm	K6408	1 F120
	1-1/8" Sway Bar Diameter, (Improved Design Bushing With Premium Rubber Material And Synthetic Fabric Lining Lasts Longer And Eliminates Noise)	To Frame	K201174 ‡	1 F120
	1-1/8" Sway Bar Diameter, (Standard Design)	To Frame	K6408	1 F120
	1-3/16" Sway Bar Diameter, (Improved Design Bushing With Premium Rubber Material And Synthetic Fabric Lining Lasts Longer And Eliminates Noise)	To Arm	K201175 ‡	1 F120
	1-3/16" Sway Bar Diameter, (Standard Design)	To Arm	K6437	1 F120
	1-3/16" Sway Bar Diameter, (Improved Design Bushing With Premium Rubber Material And Synthetic Fabric Lining Lasts Longer And Eliminates Noise)	To Frame	K201175 ‡	1 F120
	1-3/16" Sway Bar Diameter, (Standard Design)	To Frame	K6437	1 F120
	1-5/16" Sway Bar Diameter, Independent Front Suspension, (Improved Design Bushing With Premium Rubber Material And Synthetic Fabric Lining Lasts Longer And Eliminates Noise)	To Arm	K201177 ‡	1 F120
	1-5/16" Sway Bar Diameter, Independent Front Suspension, (Standard Design)	To Arm	K6439	1 F120
	1-5/16" Sway Bar Diameter, Independent Front Suspension, (Improved Design Bushing With Premium Rubber Material And Synthetic Fabric Lining Lasts Longer And Eliminates Noise)	To Frame	K201177 ‡	1 F120
	1-5/16" Sway Bar Diameter, Independent Front Suspension, (Standard Design)	To Frame	K6439	1 F120
1967	15/16" Sway Bar Diameter	To Frame	K5241	1 F120
PB2500				
King Bolt Set				
1966	Except Independent Front Suspension, 1.109" X 6.344", (Contains Metal Bushing, One Keyway)		8490T	1 F121
1966-1963	4000 Lb Axle, 1.109" X 6.344", (Contains Nylon Bushing, Thrust Bearing Design, One Keyway)		8492N	1 F121
	4000 Lb Axle, 1.109" X 6.344", (Metal Bushing, Thrust Bearing Design, One Keyway)		8492B	1 F121
	4000 Lb Axle, 1.109" X 6.344", (Metal Bushing, Thrust Washer Design, One Keyway)		8484T	1 F121
1963	Except Independent Front Suspension, 1.109" X 6.343", (Contains Washer Bearing And Metal Bushing, One Keyway)		8343B	1
Leaf Spring Bushing				
1966-1963		Front	K201001	2 F121
Leaf Spring Shackle				
1966-1963		Rear	K150240	4 F121
Sway Bar Bushing				
1966	15/16" Sway Bar Diameter	To Frame	K5241	1 F120
1963	15/16" Sway Bar Diameter	To Frame	K5241	1 F120

GENERAL MOTORS TRUCK-25 Series - 3/4 Ton (Cont.)

FRONT SUSPENSION (Cont.)

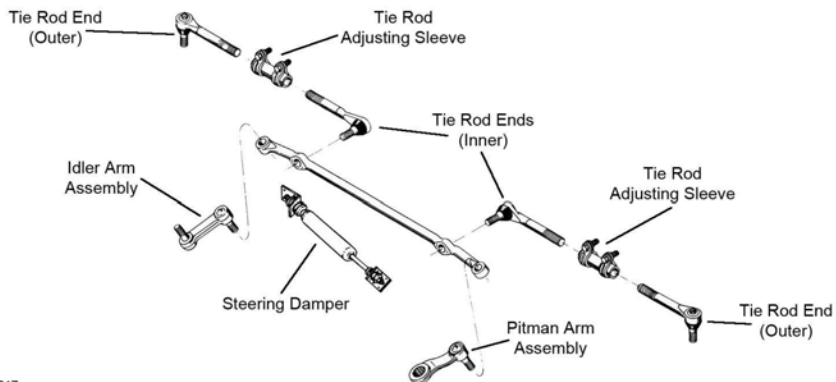
Year	Model/Application	Part	P/C Qty	Figure	
PM250					
King Bolt Set					
1959-1952	4500 Lb Axle, 1.109" X 6.343", (Contains Washer Bearing And Metal Bushing, One Keyway)	8343B	1	F121	
R2500					
Ball Joint					
1989-1987	(Powdered Metal Gusher Brg. For Better Lubrication) (Powdered Metal Gusher Brg. For Better Lubrication)	Upper Lower	K6122 ‡ K6129T ‡	2 2	F120 F120
Control Arm					
1989-1987	Heavy Duty, (Ball Joint And Bushings Not Included) Standard Duty, (Ball Joint And Bushings Not Included) Standard Duty, (Ball Joint And Bushings Not Included)	Left Lower Left Lower Right Lower	CK6554 ‡ CK6553 ‡ CK6555 ‡	1 1 1	F120 F120 F120
Control Arm Bumper Bushing					
1989-1987	(Press In Type)	Lower	K6607	2	F120
Control Arm Shaft Assembly					
1989-1987	(Standard Design) (Greaseable Socket Reduces Corrosion/Wear)	Upper Lower	K6135 K6147 ‡	2 2	F120 F120
Control Arm with Ball Joint					
1989-1987	(Smooth Control Arm Shaft, Heavy Duty Design, Contains Bushing, Powdered Metal Gusher Brg. For Better Lubrication) (Smooth Control Arm Shaft, R-Series) (Smooth Control Arm Shaft, Heavy Duty Design, Contains Bushing, Powdered Metal Gusher Brg. For Better Lubrication) (Smooth Control Arm Shaft, R-Series) Non ABS, (Contains Bumper, R-Series) Non ABS, (Contains Bumper, R-Series) Non ABS, (Heavy Duty Design, Contains Bushings, Powdered Metal Gusher Brg. For Better Lubrication)	Left Lower Left Lower Right Lower Right Lower Left Upper Right Upper Right Upper	CK620036 ‡ RK620036 CK620037 ‡ RK620037 RK622888 RK622887 CK620035 ‡	1 1 1 1 1 1 1	F120 F120 F120 F120 F120 F120 F120
Sway Bar Bushing					
1989-1987	1-1/16" Sway Bar Diameter 1-1/16" Sway Bar Diameter 1-1/4" Sway Bar Diameter, (Improved Design Bushing With Premium Rubber Material And Synthetic Fabric Lining Lasts Longer And Eliminates Noise) 1-1/4" Sway Bar Diameter, (Standard Design) 1-1/4" Sway Bar Diameter, (Improved Design Bushing With Premium Rubber Material And Synthetic Fabric Lining Lasts Longer And Eliminates Noise) 1-1/4" Sway Bar Diameter, (Standard Design) 1-1/8" Sway Bar Diameter, (Improved Design Bushing With Premium Rubber Material And Synthetic Fabric Lining Lasts Longer And Eliminates Noise) 1-1/8" Sway Bar Diameter, (Standard Design) 1-1/8" Sway Bar Diameter, (Improved Design Bushing With Premium Rubber Material And Synthetic Fabric Lining Lasts Longer And Eliminates Noise) 1-1/8" Sway Bar Diameter, (Standard Design) 1-3/16" Sway Bar Diameter, (Improved Design Bushing With Premium Rubber Material And Synthetic Fabric Lining Lasts Longer And Eliminates Noise) 1-3/16" Sway Bar Diameter, (Standard Design) 1-3/16" Sway Bar Diameter, (Improved Design Bushing With Premium Rubber Material And Synthetic Fabric Lining Lasts Longer And Eliminates Noise) 1-3/16" Sway Bar Diameter, (Standard Design)	To Arm To Frame To Arm To Arm To Frame To Frame To Arm To Arm To Frame To Frame To Arm To Arm To Frame To Frame	K6169 K6169 K201176 ‡ K6476 K201176 ‡ K6476 K201174 ‡ K6408 K201174 ‡ K6408 K201175 ‡ K6437 K201175 ‡ K6437	1 1 1 1 1 1 1 1 1 1 1 1 1 1	F120 F120 F120 F120 F120 F120 F120 F120 F120 F120 F120 F120 F120
R2500 Suburban					
Ball Joint					
1990-1987	(Powdered Metal Gusher Brg. For Better Lubrication) (Powdered Metal Gusher Brg. For Better Lubrication)	Upper Lower	K6122 ‡ K6129T ‡	2 2	F120 F120
Control Arm					
1990-1987	Heavy Duty, (Ball Joint And Bushings Not Included) Standard Duty, (Ball Joint And Bushings Not Included) Standard Duty, (Ball Joint And Bushings Not Included)	Left Lower Left Lower Right Lower	CK6554 ‡ CK6553 ‡ CK6555 ‡	1 1 1	F120 F120 F120
Control Arm Bumper Bushing					
1990-1987	(Press In Type)	Lower	K6607	2	F120
Control Arm Shaft Assembly					
1990-1987	(Standard Design) (Greaseable Socket Reduces Corrosion/Wear)	Upper Lower	K6135 K6147 ‡	2 2	F120 F120
Control Arm with Ball Joint					
1990-1987	(Smooth Control Arm Shaft, Heavy Duty Design, Contains Bushing, Powdered Metal Gusher Brg. For Better Lubrication) (Smooth Control Arm Shaft, R-Series) (Smooth Control Arm Shaft, Heavy Duty Design, Contains Bushing, Powdered Metal Gusher Brg. For Better Lubrication) (Smooth Control Arm Shaft, R-Series) Non ABS, (Contains Bumper, R-Series)	Left Lower Left Lower Right Lower Right Lower Left Upper	CK620036 ‡ RK620036 CK620037 ‡ RK620037 RK622888	1 1 1 1 1	F120 F120 F120 F120 F120

(Cont.) 25 Series - 3/4 Ton-GENERAL MOTORS TRUCK**FRONT SUSPENSION (Cont.)**

Year	Model/Application	Part	P/C Qty	Figure	
R2500 Suburban					
Control Arm with Ball Joint					
1990-1987 (Cont.)	Non ABS, (Contains Bumper, R-Series)	Right Upper	RK622887	1 F120	
	Non ABS, (Heavy Duty Design, Contains Bushings, Powdered Metal Gusher Brg. For Better Lubrication)	Right Upper	CK620035 ‡	1 F120	
Sway Bar Bushing					
1990-1987	1-1/16" Sway Bar Diameter	To Arm	K6169	1 F120	
	1-1/16" Sway Bar Diameter	To Frame	K6169	1 F120	
	1-1/4" Sway Bar Diameter, (Improved Design Bushing With Premium Rubber Material And Synthetic Fabric Lining Lasts Longer And Eliminates Noise)	To Arm	K201176 ‡	1 F120	
	1-1/4" Sway Bar Diameter, (Standard Design)	To Arm	K6476	1 F120	
	1-1/4" Sway Bar Diameter, (Improved Design Bushing With Premium Rubber Material And Synthetic Fabric Lining Lasts Longer And Eliminates Noise)	To Frame	K201176 ‡	1 F120	
	1-1/4" Sway Bar Diameter, (Standard Design)	To Frame	K6476	1 F120	
	1-1/8" Sway Bar Diameter, (Improved Design Bushing With Premium Rubber Material And Synthetic Fabric Lining Lasts Longer And Eliminates Noise)	To Arm	K201174 ‡	1 F120	
	1-1/8" Sway Bar Diameter, (Standard Design)	To Arm	K6408	1 F120	
	1-1/8" Sway Bar Diameter, (Improved Design Bushing With Premium Rubber Material And Synthetic Fabric Lining Lasts Longer And Eliminates Noise)	To Frame	K201174 ‡	1 F120	
	1-1/8" Sway Bar Diameter, (Standard Design)	To Frame	K6408	1 F120	
	1-3/16" Sway Bar Diameter, (Improved Design Bushing With Premium Rubber Material And Synthetic Fabric Lining Lasts Longer And Eliminates Noise)	To Arm	K201175 ‡	1 F120	
	1-3/16" Sway Bar Diameter, (Standard Design)	To Arm	K6437	1 F120	
	1-3/16" Sway Bar Diameter, (Improved Design Bushing With Premium Rubber Material And Synthetic Fabric Lining Lasts Longer And Eliminates Noise)	To Frame	K201175 ‡	1 F120	
	1-3/16" Sway Bar Diameter, (Standard Design)	To Frame	K6437	1 F120	
	V2500				
	Ball Joint				
1987	(Powdered Metal Gusher Brg. For Better Lubrication)	Upper	K8194T ‡	2 F123	
	(Powdered Metal Gusher Brg. For Better Lubrication)	Lower	K8195T ‡	2 F123	
Leaf Spring Bushing					
1987		Front	SB320	2 F123	
Leaf Spring Shackle Bushing					
1987			K200911	2 F123	
Sway Bar Bushing					
1987	1" Sway Bar Diameter, (Contains Thermoplastic Bushings And Universal Mounting Bracket)	To Arm	K6655	1 F123	
	1-1/16" Sway Bar Diameter, (Contains Thermoplastic Bushings And Universal Mounting Bracket)	To Frame	K8793 ‡	1 F123	
	1-1/4" Sway Bar Diameter, (Includes Universal Mounting Bracket)	To Frame	K7302 ‡	1 F123	
	7/8" Sway Bar Diameter, (Contains Thermoplastic Bushings And Universal Mounting Bracket)	To Frame	K7326 ‡	1 F123	
		To Frame	K8791 ‡	1 F123	
V2500 Suburban					
Ball Joint					
1990-1987	(Powdered Metal Gusher Brg. For Better Lubrication)	Upper	K8194T ‡	2 F123	
	(Powdered Metal Gusher Brg. For Better Lubrication)	Lower	K8195T ‡	2 F123	
Leaf Spring Bushing					
1990-1987		Front	SB320	2 F123	
Leaf Spring Shackle Bushing					
1987			K200911	2 F123	
Sway Bar Bushing					
1990-1987	1" Sway Bar Diameter, (Contains Thermoplastic Bushings And Universal Mounting Bracket)	To Arm	K6655	1 F123	
	1-1/16" Sway Bar Diameter, (Contains Thermoplastic Bushings And Universal Mounting Bracket)	To Frame	K8793 ‡	1 F123	
	1-1/4" Sway Bar Diameter, (Includes Universal Mounting Bracket)	To Frame	K7302 ‡	1 F123	
	7/8" Sway Bar Diameter, (Contains Thermoplastic Bushings And Universal Mounting Bracket)	To Frame	K7326 ‡	1 F123	
		To Frame	K8791 ‡	1 F123	

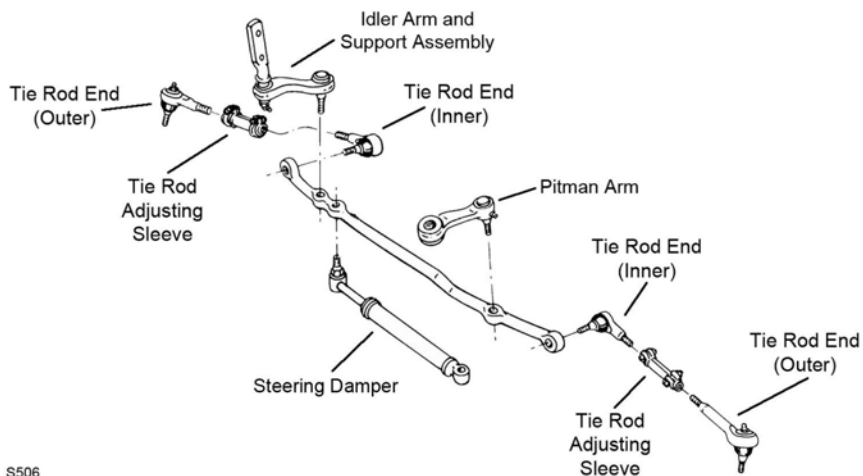
GENERAL MOTORS TRUCK-25 Series - 3/4 Ton (Cont.)

STEERING



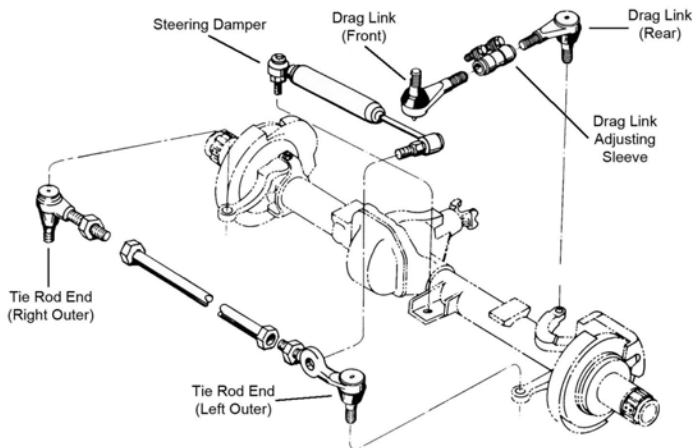
S217

S217



S506

S506

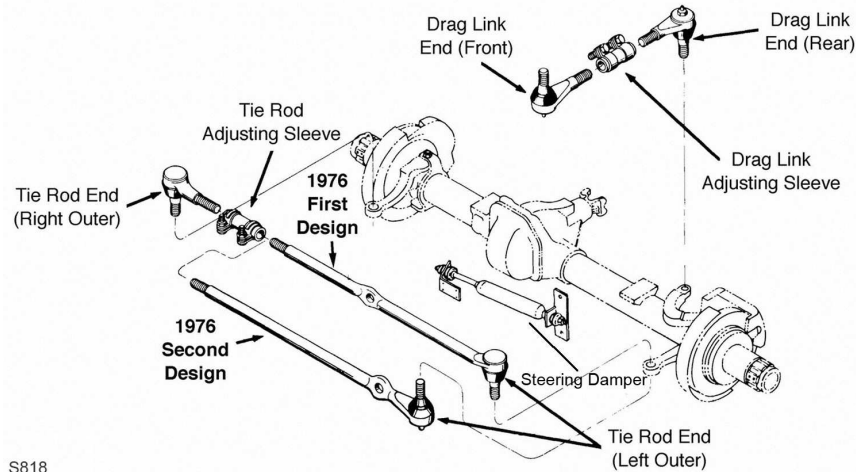


S518

S518

(Cont.) 25 Series - 3/4 Ton-GENERAL MOTORS TRUCK

STEERING (Cont.)



S818

S818

Year	Model/Application	Part	P/C Qty	Figure
250				
Drag Link Assembly				
1959-1955	15.50" Length, (Greaseable Socket Reduces Corrosion/Wear)	DS584 ‡	1	
2500				
Steering Damper Bellows				
1963-1961	Four Wheel Drive (4X4), (Super Trail Boss)	Front SSD90	1	
	Four Wheel Drive (4X4), (Trail Boss)	Front SSD68	1	
Steering Damper Cylinder				
1963-1961	Four Wheel Drive (4X4), (Trail Boss)	Front SSD48	1	
	Four Wheel Drive (4X4), Up To 2-3/4" Diameter Axle, (Super Trail Boss)	Front SSD82	1	
Steering Damper Kit				
1963-1961	Four Wheel Drive (4X4), Up To 2-3/4" Diameter Axle, (Super Trail Boss)	Front SSD92	1	
	Four Wheel Drive (4X4), Up To 2-3/4" Diameter Axle, (Trail Boss)	Front SSD13	1	
	Four Wheel Drive (4X4), With 3-3/8" Diameter NAPCO Axle, (Trail Boss)	Front SSD11	1	
Tie Rod End				
1966-1963	Four Wheel Drive (4X4), 3500 Lb Axle, .750" - 16 Threads, 3.50" Length, (Left Hand Threads, Includes Sunoloy-Coated Metal Bearing To Combine Durability With Smooth Stud Swing)	Left Outer ES150L ‡	1	
	Four Wheel Drive (4X4), 3500 Lb Axle, .750" - 16 Threads, 3.50" Length, (Right Hand Threads, Includes Sunoloy-Coated Metal Bearing To Combine Durability With Smooth Stud Swing)	Right Outer ES150R ‡	1	
1964-1963	Two Wheel Drive (4x2)	Outer ES297RL	2	
1962-1960	3500 Lb Drive Axle	Outer ES297RL	2	
C2500				
Center Link				
1990-1988		DS1406	1	S506
Idler Arm				
1990-1988	(Heavy Duty Design Includes Frame Bracket, Powdered Metal Gusher Brg. For Better Lubrication)	K6390 ‡	1	S506
	(Improved Design, Contains Bracket)	K6331 ‡	1	S506
	(Powdered Metal Gusher Brg. For Better Lubrication, Super Duty Design, Contains Bracket)	K6483T ‡	1	S506
1986-1983	(Greaseable Socket Reduces Corrosion/Wear)	K6247T ‡	1	S217
1982-1967	(Powdered Metal Gusher Brg. For Better Lubrication)	K6096T ‡	1	S217
Pitman Arm				
1990-1988	Power Steering, (Includes Patented Cover Plate Design For Tighter Tolerances)	K6335 ‡	1	S506
1986-1973	Manual Steering, (Powdered Metal Gusher Brg. For Better Lubrication)	K6142 ‡	1	S217
	Power Steering, (Powdered Metal Gusher Brg. For Better Lubrication)	K6143 ‡	1	S217
1972-1968	Manual Steering, (Powdered Metal Gusher Brg. For Better Lubrication)	K6130 ‡	1	S217
	Power Steering, (Powdered Metal Gusher Brg. For Better Lubrication)	K6131 ‡	1	S217
Steering Damper Bellows				
1990-1988	Except Original Equipment Steering Damper, (Trail Boss)	Front SSD68	1	S506
1986-1967	(Trail Boss)	Front SSD68	1	S217
Steering Damper Cylinder				
1990-1988	Except Original Equipment Steering Damper, (Super Trail Boss)	Front SSD82	1	S506
1986-1967	(Trail Boss)	Front SSD42	1	S217

GENERAL MOTORS TRUCK-25 Series - 3/4 Ton (Cont.)

STEERING (Cont.)

Year	Model/Application	Part	P/C Qty	Figure	
C2500					
Steering Damper Kit					
1990-1988	(Super Trail Boss) Except Original Equipment Steering Damper, (Trail Boss)	Front Front	SSD125 SSD101	1 1	S506 S506
1986-1980	(Super Trail Boss)	Front	SSD125	1	S217
1986-1967	(Trail Boss)	Front	SSD10	1	S217
Tie Rod Adjusting Sleeve					
1990-1988			ES2004S	2	S506
1986-1971			ES2004S	2	S217
1970-1967	Independent Front Suspension		ES350S	2	S217
Tie Rod End					
1990-1988	(Powdered Metal Gusher Brg. For Better Lubrication) (Powdered Metal Gusher Brg. For Better Lubrication)	Outer Inner	ES2836RL ‡ ES2837RL ‡	2 2	S506 S506
1986-1971	(Powdered Metal Gusher Brg. For Better Lubrication) (Powdered Metal Gusher Brg. For Better Lubrication)	Outer Inner	ES409RT ‡ ES409LT ‡	2 2	S217 S217
1970-1967	(Powdered Metal Gusher Brg. For Better Lubrication) (Powdered Metal Gusher Brg. For Better Lubrication)	Outer Inner	ES358L ‡ ES358R ‡	2 2	S217 S217
C2500 Suburban					
Idler Arm					
1986-1983	(Greaseable Socket Reduces Corrosion/Wear)		K6247T ‡	1	S217
1982-1967	(Powdered Metal Gusher Brg. For Better Lubrication)		K6096T ‡	1	S217
Pitman Arm					
1986-1973	Manual Steering, (Powdered Metal Gusher Brg. For Better Lubrication) Power Steering, (Powdered Metal Gusher Brg. For Better Lubrication)		K6142 ‡ K6143 ‡	1 1	S217 S217
1972-1968	Manual Steering, (Powdered Metal Gusher Brg. For Better Lubrication) Power Steering, (Powdered Metal Gusher Brg. For Better Lubrication)		K6130 ‡ K6131 ‡	1 1	S217 S217
Steering Damper Bellows					
1986-1968	(Trail Boss)	Front	SSD68	1	S217
Steering Damper Cylinder					
1986-1968	(Trail Boss)	Front	SSD42	1	S217
Steering Damper Kit					
1986-1968	(Trail Boss)	Front	SSD10	1	S217
Tie Rod Adjusting Sleeve					
1986-1971			ES2004S	2	S217
1970-1968	Independent Front Suspension		ES350S	2	S217
Tie Rod End					
1986-1971	(Powdered Metal Gusher Brg. For Better Lubrication) (Powdered Metal Gusher Brg. For Better Lubrication)	Outer Inner	ES409RT ‡ ES409LT ‡	2 2	S217 S217
1970-1967	(Powdered Metal Gusher Brg. For Better Lubrication) (Powdered Metal Gusher Brg. For Better Lubrication)	Outer Inner	ES358L ‡ ES358R ‡	2 2	S217 S217
G2500					
Idler Arm					
1990-1983	(Greaseable Socket Reduces Corrosion/Wear)		K6248T ‡	1	S217
1982-1969	(Powdered Metal Gusher Brg. For Better Lubrication)		K6096T ‡	1	S217
Pitman Arm					
1990-1983	Power Steering, (Powdered Metal Gusher Brg. For Better Lubrication)		K6220 ‡	1	S217
1982-1971	Manual Steering, (Powdered Metal Gusher Brg. For Better Lubrication) Power Steering, (Powdered Metal Gusher Brg. For Better Lubrication)		K6130 ‡ K6131 ‡	1 1	S217 S217
Steering Damper Bellows					
1990-1983	Except Oil Cooler, Except Original Equipment Steering Damper, (Trail Boss)	Front	SSD68	1	S217
1982-1971	(Trail Boss)	Front	SSD68	1	S217
Steering Damper Cylinder					
1982-1971	(Trail Boss)	Front	SSD42	1	S217
Steering Damper Kit					
1990-1983	Except Oil Cooler, Except Original Equipment Steering Damper, (Trail Boss)	Front	SSD73	1	S217
1982-1971	(Trail Boss)	Front	SSD19	1	S217
Tie Rod Adjusting Sleeve					
1990-1973			ES2004S	2	S217
1972-1971	Front Disc Front Drum		ES2004S ES2032S	2 2	S217 S217

(Cont.) 25 Series - 3/4 Ton-GENERAL MOTORS TRUCK**STEERING (Cont.)**

Year	Model/Application	Part	P/C Qty	Figure
G2500				
Tie Rod End				
1990-1983	(Powdered Metal Gusher Brg. For Better Lubrication)	Outer	ES2218RL ‡	2 S217
1990-1973	(Powdered Metal Gusher Brg. For Better Lubrication)	Inner	ES409LT ‡	2 S217
1982-1973	(Powdered Metal Gusher Brg. For Better Lubrication)	Outer	ES409RT ‡	2 S217
1972-1971	Front Disc, (Powdered Metal Gusher Brg. For Better Lubrication)	Outer	ES409RT ‡	2 S217
	Front Disc, (Powdered Metal Gusher Brg. For Better Lubrication)	Inner	ES409LT ‡	2 S217
	Front Drum, (Powdered Metal Gusher Brg. For Better Lubrication)	Inner	ES681N ‡	2 S217
K2500				
Center Link				
1990-1988	8600 Lb GVW, 28.5" Center To Center Except 8600 Lb GVW, 28.5" Center To Center		DS1408 DS1407	1 S506 1 S506
Drag Link Adjusting Sleeve				
1986-1969	Pitman Arm To Steering Arm		ES362S	1 S518, S818
Drag Link Assembly				
1986-1969	6.34" Length, (Greaseable Socket Reduces Corrosion/Wear)	At Pitman Arm	ES2027L ‡	1 S518, S818
	8.34" Length, (Greaseable Socket Reduces Corrosion/Wear)	At Steering Arm	ES2026R ‡	1 S518, S818
Idler Arm				
1990-1988	(Heavy Duty Design Includes Frame Bracket, Powdered Metal Gusher Brg. For Better Lubrication) (Powdered Metal Gusher Brg. For Better Lubrication, Super Duty Design, Contains Bracket)		K6390 ‡ K6483T ‡	1 S506 1 S506
Pitman Arm				
1990-1988	Power Steering, (Includes Patented Cover Plate Design For Tighter Tolerances)		K6335 ‡	1 S506
Steering Damper Bellows				
1990-1988	Except Original Equipment Steering Damper, (Super Trail Boss)	Front	SSD90	1 S506
1986-1981	(Super Trail Boss) (Trail Boss)	Front	SSD90	1 S518, S818
		Front	SSD68	1 S518, S818
1980-1973	(Super Trail Boss) (Trail Boss)	Front	SSD90	1 S818
		Front	SSD68	1 S818
1972-1967	(Super Trail Boss) (Trail Boss)	Front	SSD90	1
		Front	SSD68	1
Steering Damper Cylinder				
1990-1988	Except Original Equipment Steering Damper, (Super Trail Boss) Original Equipment Steering Damper, (Trail Boss)	Front	SSD82	1 S506
		Front	SSD56	1 S506
1986-1981	(Super Trail Boss) (Trail Boss)	Front	SSD84	1 S518, S818
		Front	SSD15	1 S518, S818
1980-1973	(Super Trail Boss) (Trail Boss)	Front	SSD84	1 S818
		Front	SSD15	1 S818
1972-1967	(Trail Boss) Up To 2-3/4" Diameter Axle, (Super Trail Boss)	Front	SSD48	1
		Front	SSD82	1
Steering Damper Kit				
1990-1988	Except Original Equipment Steering Damper, (Super Trail Boss)	Front	SSD94	1 S506
1973	With 3-3/8" Diameter NAPCO Axle, (Trail Boss)	Front	SSD11	1 S818
1972-1967	Up To 2-3/4" Diameter Axle, (Super Trail Boss)	Front	SSD92	1
	Up To 2-3/4" Diameter Axle, (Trail Boss)	Front	SSD13	1
	With 3-3/8" Diameter NAPCO Axle, (Trail Boss)	Front	SSD11	1
Tie Rod Adjusting Sleeve				
1990-1988			ES2004S	2 S506
1986-1976	1" - 18 Threads, 5.5" Length, (Coated For Corrosion Resistance) At Steering Arm, Right, Steering Arm To Steering Arm		ES2012S ‡	1 S818
1976-1973	7/8" - 18 Threads, 4.50" Length		ES362S	1 S818
Tie Rod End				
1990-1988	(Powdered Metal Gusher Brg. For Better Lubrication) (Powdered Metal Gusher Brg. For Better Lubrication)	Outer	ES2836RL ‡	2 S506
		Inner	ES2838RL ‡	2 S506
1986-1981	7/8" - 18 Threads, 4.81" Length, (Can Replace Complete 7/8" Threads Design With 1" Threads Design, Powdered Metal Gusher Brg. For Better Lubrication) 7/8" - 18 Threads, 9.6" Length, (Can Replace Complete 7/8" Threads Design With 1" Threads Design, Powdered Metal Gusher Brg. For Better Lubrication)	Right Outer	ES2234R ‡	1 S518
		Left Outer	ES2233L ‡	1 S518
1986-1976	1" - 18 Threads, 4.12" Length, (Right Hand Threads, Greaseable Socket Reduces Corrosion/Wear) 1" - 18 Threads, 52.25" Length, (Left Hand Threads, Powdered Metal Gusher Brg. For Better Lubrication)	Right Outer	ES2011R ‡	1 S818
		Left Outer	DS893 ‡	1 S818
1976-1973	52.24" Length, (Can Replace Complete 7/8" Threads Design With 1" Threads Design, Right Hand Threads, Greaseable Socket Reduces Corrosion/Wear)	Left Outer	DS841 ‡	1 S818

GENERAL MOTORS TRUCK-25 Series - 3/4 Ton (Cont.)

STEERING (Cont.)

Year	Model/Application	Part	P/C Qty	Figure
K2500				
Tie Rod End				
1976-1973 (Cont.)	7/8" - 18 Threads, 4.38" Length, (Can Replace Complete 7/8" Threads Design With 1" Threads Design, Left Hand Threads, Greaseable Socket Reduces Corrosion/Wear)	Right Outer	ES449L ‡	1 S818
1972-1967	(Powdered Metal Gusher Brg. For Better Lubrication)	Left Outer	ES375L ‡	1
	(Powdered Metal Gusher Brg. For Better Lubrication)	Right Outer	ES375R ‡	1
K2500 Suburban				
Drag Link Adjusting Sleeve				
1986-1971		Pitman Arm To Steering Arm	ES362S	1 S518, S818
Drag Link Assembly				
1986-1971	6.34" Length, (Greaseable Socket Reduces Corrosion/Wear)	At Pitman Arm	ES2027L ‡	1 S518, S818
	8.34" Length, (Greaseable Socket Reduces Corrosion/Wear)	At Steering Arm	ES2026R ‡	1 S518, S818
Steering Damper Bellows				
1986-1981	(Super Trail Boss)	Front	SSD90	1 S518, S818
	(Trail Boss)	Front	SSD68	1 S518, S818
1980-1973	(Super Trail Boss)	Front	SSD90	1 S818
	(Trail Boss)	Front	SSD68	1 S818
1972-1968	(Super Trail Boss)	Front	SSD90	1
	(Trail Boss)	Front	SSD68	1
Steering Damper Cylinder				
1986-1981	(Super Trail Boss)	Front	SSD84	1 S518, S818
	(Trail Boss)	Front	SSD15	1 S518, S818
1980-1973	(Super Trail Boss)	Front	SSD84	1 S818
	(Trail Boss)	Front	SSD15	1 S818
1972-1968	(Trail Boss)	Front	SSD48	1
	Up To 2-3/4" Diameter Axle, (Super Trail Boss)	Front	SSD82	1
Steering Damper Kit				
1973	With 3-3/8" Diameter NAPCO Axle, (Trail Boss)	Front	SSD11	1 S818
1972-1968	Up To 2-3/4" Diameter Axle, (Super Trail Boss)	Front	SSD92	1
	Up To 2-3/4" Diameter Axle, (Trail Boss)	Front	SSD13	1
	With 3-3/8" Diameter NAPCO Axle, (Trail Boss)	Front	SSD11	1
Tie Rod Adjusting Sleeve				
1986-1976	1" - 18 Threads, 5.5" Length, (Coated For Corrosion Resistance)	At Steering Arm, Right, Steering Arm To Steering Arm	ES2012S ‡	1 S818
1976-1973	7/8" - 18 Threads, 4.50" Length		ES362S	1 S818
Tie Rod End				
1986-1981	7/8" - 18 Threads, (Can Replace Complete 7/8" Threads Design With 1" Threads Design, Right Hand Threads, Powdered Metal Gusher Brg. For Better Lubrication)	Right Outer	ES2234R ‡	1 S518
	7/8" - 18 Threads, 9.6" Length, (Can Replace Complete 7/8" Threads Design With 1" Threads Design, Left Hand Threads, Powdered Metal Gusher Brg. For Better Lubrication)	Left Outer	ES2233L ‡	1 S518
1986-1976	1" - 18 Threads, 4.12" Length, (Right Hand Threads, Greaseable Socket Reduces Corrosion/Wear)	Right Outer	ES2011R ‡	1 S818
	1" - 18 Threads, 52.25" Length, (Left Hand Threads, Powdered Metal Gusher Brg. For Better Lubrication)	Left Outer	DS893 ‡	1 S818
1976-1973	52.24" Length, (Can Replace Complete 7/8" Threads Design With 1" Threads Design, Right Hand Threads, Greaseable Socket Reduces Corrosion/Wear)	Left Outer	DS841 ‡	1 S818
	7/8" - 18 Threads, 4.38" Length, (Can Replace Complete 7/8" Threads Design With 1" Threads Design, Left Hand Threads, Greaseable Socket Reduces Corrosion/Wear)	Right Outer	ES449L ‡	1 S818
1972-1967	(Powdered Metal Gusher Brg. For Better Lubrication)	Left Outer	ES375L ‡	1
	(Powdered Metal Gusher Brg. For Better Lubrication)	Right Outer	ES375R ‡	1
P2500				
Idler Arm				
1989-1983	(Greaseable Socket Reduces Corrosion/Wear)		K6247T ‡	1 S217
1982-1967	(Powdered Metal Gusher Brg. For Better Lubrication)		K6096T ‡	1 S217
Pitman Arm				
1989-1973	Power Steering, (Powdered Metal Gusher Brg. For Better Lubrication)		K6143 ‡	1 S217
1980-1973	Manual Steering, (Powdered Metal Gusher Brg. For Better Lubrication)		K6142 ‡	1 S217
1972-1968	Manual Steering, (Powdered Metal Gusher Brg. For Better Lubrication)		K6130 ‡	1 S217
	Power Steering, (Powdered Metal Gusher Brg. For Better Lubrication)		K6131 ‡	1 S217
Steering Damper Bellows				
1984-1968	(Trail Boss)	Front	SSD68	1 S217
1967	(Trail Boss)	Front	SSD68	1
Steering Damper Cylinder				
1973-1968	Coil Spring Suspension, Short/Long Arm Front Suspension, (Trail Boss)	Front	SSD42	1 S217

(Cont.) 25 Series - 3/4 Ton-GENERAL MOTORS TRUCK**STEERING (Cont.)**

Year	Model/Application	Part	P/C Qty	Figure
P2500				
Steering Damper Cylinder				
1973-1968 (Cont.)	Straight Axle, (Trail Boss)	Front	SSD42	1 S217
1967	Coil Spring Suspension, Short/Long Arm Front Suspension, (Trail Boss) Straight Axle, (Trail Boss)	Front Front	SSD42 SSD42	1 1
Steering Damper Kit				
1973-1968	Coil Spring Suspension, Short/Long Arm Front Suspension, (Trail Boss) Straight Axle, (Super Trail Boss)	Front Front	SSD10 SSD99	1 S217 1 S217
1967	Coil Spring Suspension, Short/Long Arm Front Suspension, (Trail Boss) Straight Axle, (Super Trail Boss)	Front Front	SSD10 SSD99	1 1
Tie Rod Adjusting Sleeve				
1989-1971			ES2004S	2 S217
1970-1968	Independent Front Suspension		ES350S	2 S217
Tie Rod End				
1989-1971	(Powdered Metal Gusher Brg. For Better Lubrication) (Powdered Metal Gusher Brg. For Better Lubrication)	Outer Inner	ES409RT ‡ ES409LT ‡	2 S217 2 S217
1970-1968	4000 Lb Axle, (Powdered Metal Gusher Brg. For Better Lubrication) 4000 Lb Axle, (Powdered Metal Gusher Brg. For Better Lubrication)	Outer Inner	ES358L ‡ ES358R ‡	2 S217 2 S217
1967-1966	1.000" - 16 Threads, 5.86" Length, (Greaseable Socket Reduces Corrosion/Wear) 1.000" - 16 Threads, 5.86" Length, (Greaseable Socket Reduces Corrosion/Wear)	Left Outer Right Outer	ES330L ‡ ES330R ‡	1 1
PB2500				
Steering Damper Bellows				
1966	(Trail Boss)	Front	SSD68	1
Steering Damper Cylinder				
1966	Straight Axle, (Trail Boss)	Front	SSD42	1
Steering Damper Kit				
1966	Straight Axle, (Super Trail Boss)	Front	SSD99	1
Tie Rod End				
1966	1.000" - 16 Threads, 5.86" Length, (Greaseable Socket Reduces Corrosion/Wear) 1.000" - 16 Threads, 5.86" Length, (Greaseable Socket Reduces Corrosion/Wear)	Left Outer Right Outer	ES330L ‡ ES330R ‡	1 S217 1 S217
R2500				
Idler Arm				
1989-1987	(Greaseable Socket Reduces Corrosion/Wear)		K6247T ‡	1 S217
Pitman Arm				
1989-1987	Except Variable Ratio, Power Steering, (Powdered Metal Gusher Brg. For Better Lubrication)		K6143 ‡	1 S217
1987	Manual Steering, (Powdered Metal Gusher Brg. For Better Lubrication)		K6142 ‡	1 S217
Steering Damper Bellows				
1987	(Trail Boss)	Front	SSD68	1 S217
Steering Damper Cylinder				
1987	(Trail Boss)	Front	SSD42	1 S217
Steering Damper Kit				
1987	(Trail Boss)	Front	SSD10	1 S217
Tie Rod Adjusting Sleeve				
1989-1987			ES2004S	2 S217
Tie Rod End				
1989-1987	(Powdered Metal Gusher Brg. For Better Lubrication) (Powdered Metal Gusher Brg. For Better Lubrication)	Outer Inner	ES409RT ‡ ES409LT ‡	2 S217 2 S217
R2500 Suburban				
Idler Arm				
1990-1987	(Greaseable Socket Reduces Corrosion/Wear)		K6247T ‡	1 S217
Pitman Arm				
1990-1987	Except Variable Ratio, Power Steering, (Powdered Metal Gusher Brg. For Better Lubrication)		K6143 ‡	1 S217
1987	Manual Steering, (Powdered Metal Gusher Brg. For Better Lubrication)		K6142 ‡	1 S217
Steering Damper Bellows				
1990-1988	Except Oil Cooler, (Trail Boss)	Front	SSD68	1 S217
1987	(Trail Boss)	Front	SSD68	1 S217
Steering Damper Cylinder				
1990-1988	Except Oil Cooler, (Trail Boss)	Front	SSD42	1 S217

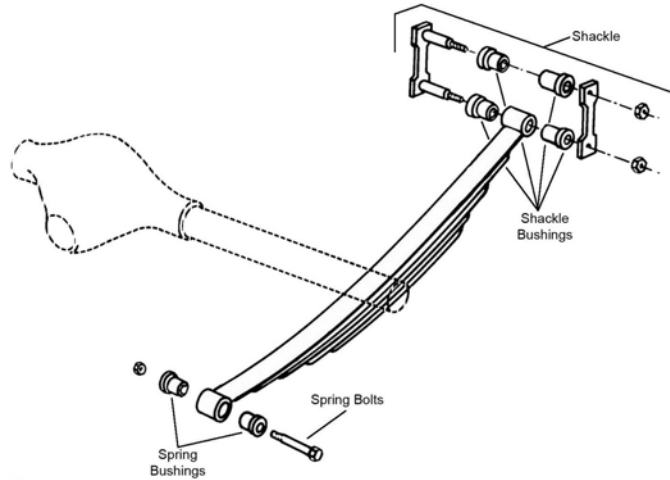
GENERAL MOTORS TRUCK-25 Series - 3/4 Ton (Cont.)

STEERING (Cont.)

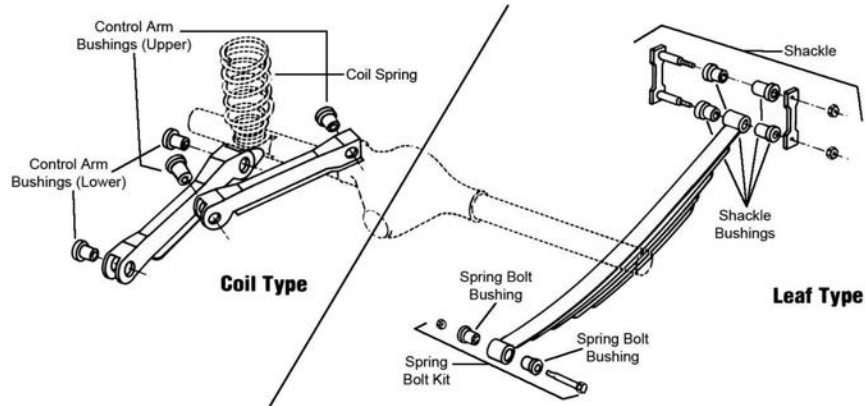
Year	Model/Application	Part	P/C Qty	Figure
R2500 Suburban				
Steering Damper Cylinder				
1987	(Trail Boss)	Front	SSD42	1 S217
Steering Damper Kit				
1990-1988	Except Oil Cooler, (Super Trail Boss)	Front	SSD125	1 S217
	Except Oil Cooler, (Trail Boss)	Front	SSD10	1 S217
1987	(Trail Boss)	Front	SSD10	1 S217
Tie Rod Adjusting Sleeve				
1990-1987			ES2004S	2 S217
Tie Rod End				
1990-1987	(Powdered Metal Gusher Brg. For Better Lubrication)	Outer	ES409RT ‡	2 S217
	(Powdered Metal Gusher Brg. For Better Lubrication)	Inner	ES409LT ‡	2 S217
V2500				
Drag Link Adjusting Sleeve				
1987		Pitman Arm To Steering Arm	ES362S	1 S518, S818
Drag Link Assembly				
1987	6.34" Length, (Greaseable Socket Reduces Corrosion/Wear)	At Pitman Arm	ES2027L ‡	1 S518, S818
	8.34" Length, (Greaseable Socket Reduces Corrosion/Wear)	At Steering Arm	ES2026R ‡	1 S518, S818
Steering Damper Bellows				
1987	(Super Trail Boss)	Front	SSD90	1 S518, S818
	(Trail Boss)	Front	SSD68	1 S518, S818
Steering Damper Cylinder				
1987	(Super Trail Boss)	Front	SSD84	1 S518, S818
	(Trail Boss)	Front	SSD15	1 S518, S818
Tie Rod End				
1987	1" - 18 Threads, 4.12" Length, (Right Hand Threads, Greaseable Socket Reduces Corrosion/Wear)	Right Outer	ES2011R ‡	1 S818
	1" - 18 Threads, 52.25" Length, (Left Hand Threads, Powdered Metal Gusher Brg. For Better Lubrication)	Left Outer	DS893 ‡	1 S818
	7/8" - 18 Threads, 4.81" Length, (Can Replace Complete 7/8" Threads Design With 1" Threads Design, Right Hand Threads, Powdered Metal Gusher Brg. For Better Lubrication)	Right Outer	ES2234R ‡	1 S518
	7/8" - 18 Threads, 9.6" Length, (Can Replace Complete 7/8" Threads Design With 1" Threads Design, Left Hand Threads, Powdered Metal Gusher Brg. For Better Lubrication)	Left Outer	ES2233L ‡	1 S518
V2500 Suburban				
Drag Link Adjusting Sleeve				
1990-1987		Pitman Arm To Steering Arm	ES362S	1 S518, S818
Drag Link Assembly				
1990-1987	6.34" Length, (Greaseable Socket Reduces Corrosion/Wear)	At Pitman Arm	ES2027L ‡	1 S518, S818
	8.34" Length, (Greaseable Socket Reduces Corrosion/Wear)	At Steering Arm	ES2026R ‡	1 S518, S818
Steering Damper Bellows				
1990-1988	(Super Trail Boss)	Front	SSD90	1 S518, S818
	Except Oil Cooler, (Trail Boss)	Front	SSD68	1 S518, S818
1987	(Super Trail Boss)	Front	SSD90	1 S518, S818
	(Trail Boss)	Front	SSD68	1 S518, S818
Steering Damper Cylinder				
1990-1988	Except Oil Cooler, (Super Trail Boss)	Front	SSD84	1 S518, S818
	Except Oil Cooler, (Trail Boss)	Front	SSD15	1 S518, S818
1987	(Super Trail Boss)	Front	SSD84	1 S518, S818
	(Trail Boss)	Front	SSD15	1 S518, S818
Tie Rod Adjusting Sleeve				
1990-1987	1" - 18 Threads, 5.5" Length, (Coated For Corrosion Resistance)	At Steering Arm, Right, Steering Arm To Steering Arm	ES2012S ‡	1 S818
Tie Rod End				
1990-1987	1" - 18 Threads, 4.12" Length, (Right Hand Threads, Greaseable Socket Reduces Corrosion/Wear)	Right Outer	ES2011R ‡	1 S818
	1" - 18 Threads, 52.25" Length, (Left Hand Threads, Powdered Metal Gusher Brg. For Better Lubrication)	Left Outer	DS893 ‡	1 S818
	7/8" - 18 Threads, 4.81" Length, (Can Replace Complete 7/8" Threads Design With 1" Threads Design, Right Hand Threads, Powdered Metal Gusher Brg. For Better Lubrication)	Right Outer	ES2234R ‡	1 S518
	7/8" - 18 Threads, 9.6" Length, (Can Replace Complete 7/8" Threads Design With 1" Threads Design, Left Hand Threads, Powdered Metal Gusher Brg. For Better Lubrication)	Left Outer	ES2233L ‡	1 S518

(Cont.) 25 Series - 3/4 Ton-GENERAL MOTORS TRUCK

REAR SUSPENSION



R309



R310

Year	Model/Application	Part	P/C Qty	Figure
250				
Leaf Spring Bolt				
1959-1955	Except Double Duty	Rear	K150300	2 R310
Leaf Spring Bolt Kit				
1954-1947	Pickup (2 Dr.)		K150308	4 R309
Leaf Spring Shackle Bolt				
1959-1947			K150305	4 R309
1942-1940			K150305	4 R309
Leaf Spring Shackle Bushing				
1959-1955	Four Wheel Drive (4X4)	Upper	K201108	4 R309
1953-1947	Pickup (2 Dr.)	Upper	K201108	4 R309
1942-1940	Pickup (2 Dr.)	Upper	K201108	4 R309
Lock Pin				
1959-1947			K150327	4
1942-1939			K150327	4
2500				
Leaf Spring Bolt				
1966-1960		Fixed End	K150305	2 R309
Leaf Spring Shackle Bolt				
1966-1960			K150305	4 R309
Leaf Spring Shackle Bushing				
1966-1965		Upper	K201108	4 R309
C2500				
Leaf Spring Bushing				
1990-1988	(Design Allows Ease Of Installation)	Front	K200897 ‡	1 R309
1986-1979	.575" X 1.75" X 3.00"	Front	SB351	2 R309

GENERAL MOTORS TRUCK-25 Series - 3/4 Ton (Cont.)

REAR SUSPENSION (Cont.)

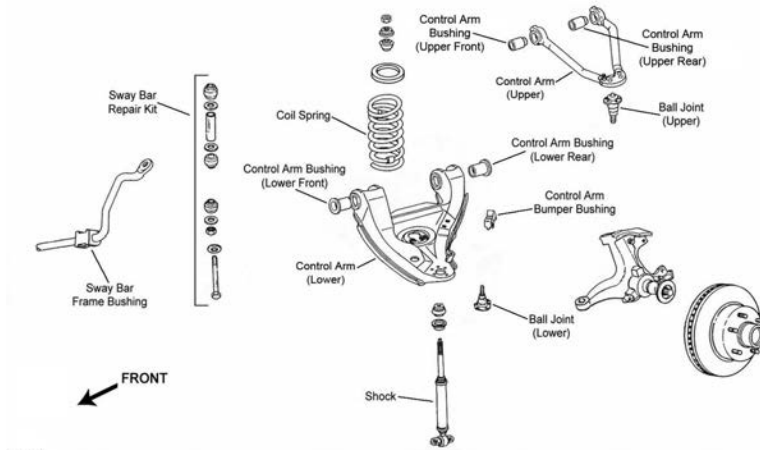
Year	Model/Application	Part	P/C Qty	Figure
C2500				
Leaf Spring Bushing				
1978-1973	RPO Code G50 Heavy Duty Springs, .575" X 1.75" X 3.00" Standard Suspension	Front Front	SB351 SB335	2 2 R309
1972-1971	Standard Suspension, .570" X 1.125" X 2.75"	Lower Rear	SB253	2 R309
1972-1969	RPO Code G50 Heavy Duty Springs, 127" Wheelbase	Front	SB319	2 R309
Leaf Spring Shackle				
1990-1989	(Contains Shackle, Nuts, Bolts & Bushing)	Rear	K150404	2 R309
Leaf Spring Shackle Bushing				
1990-1988	(Design Allows Ease Of Installation)	Rear To Spring	SB335 K200897 ‡	2 1 R309
1986-1973		To Spring	SB335	2 R309
1972-1971	Standard Suspension, .570" X 1.125" X 2.75"	Lower Rear	SB253	2 R309
1972-1969		Rear	SB319	4 R309
C2500 Suburban				
Leaf Spring Bushing				
1986-1973	.575" X 1.75" X 3.00"	Front	SB351	2 R309
Leaf Spring Shackle Bushing				
1986-1973		To Spring	SB335	2 R309
G2500				
Leaf Spring Bushing				
1990-1973	.562" X 2.00" X 2.75"	Front	SB318	2 R309
Leaf Spring Shackle Bushing				
1990-1980		To Spring	SB319	2 R309
1979-1973	1.253" Outside Diameter	To Spring	SB319	2 R309
1972-1971		To Spring	SB319	2 R309
K2500				
Leaf Spring Bushing				
1990-1988	(Design Allows Ease Of Installation)	Front	K200897 ‡	1 R309
1986-1979	.575" X 1.75" X 3.00"	Front	SB351	2 R309
1978-1973		Front	SB335	2 R309
1972-1967		Front	K200954	4 R309
Leaf Spring Shackle				
1990-1988	(Contains Shackle, Nuts, Bolts & Bushing)	Rear	K150404	2 R309
Leaf Spring Shackle Bushing				
1990-1988	(Design Allows Ease Of Installation)	To Spring	K200897 ‡	1 R309
1986-1973		To Spring	SB335	2 R309
K2500 Suburban				
Leaf Spring Bushing				
1986-1979	.575" X 1.75" X 3.00"	Front	SB351	2 R309
1978-1973		Front	SB335	2 R309
1972-1971		Front	K200954	4 R309
Leaf Spring Shackle Bushing				
1986-1973		To Spring	SB335	2 R309
P2500				
Leaf Spring Bushing				
1989-1973	.575" X 1.75" X 3.00"	Front	SB351	2 R309
Leaf Spring Shackle				
1967-1964	Double Duty		K150240	4 R309
Leaf Spring Shackle Bushing				
1989-1973		To Spring	SB335	2 R309
1967-1963		Upper	K201108	4 R309
Lock Pin				
1968-1963			K150327	4
PB2500				
Leaf Spring Bolt				
1966-1963		Fixed End	K150305	2 R309

(Cont.) 25 Series - 3/4 Ton-GENERAL MOTORS TRUCK**REAR SUSPENSION (Cont.)**

Year	Model/Application	Part	P/C Qty	Figure
PB2500				
Leaf Spring Shackle				
1966-1964	Double Duty	K150240	4	R309
Leaf Spring Shackle Bushing				
1966-1963		Upper K201108	4	R309
Lock Pin				
1966-1963		K150327	4	
PM250				
Leaf Spring Bolt				
1959-1955	Except Double Duty	Rear K150300	2	R310
Leaf Spring Shackle Bolt				
1954-1952		K150305	4	R309
Leaf Spring Shackle Bushing				
1959-1955		Upper K201108	4	R309
Lock Pin				
1959-1951		K150327	4	
R2500				
Leaf Spring Bushing				
1989-1987	.575" X 1.75" X 3.00"	Front SB351	2	R309
Leaf Spring Shackle Bushing				
1989		Rear SB335	2	R309
1988-1987		To Spring SB335	2	R309
R2500 Suburban				
Leaf Spring Bushing				
1990-1987	.575" X 1.75" X 3.00"	Front SB351	2	R309
Leaf Spring Shackle Bushing				
1990-1987		To Spring SB335	2	R309
V2500				
Leaf Spring Bushing				
1987	.575" X 1.75" X 3.00"	Front SB351	2	R309
Leaf Spring Shackle Bushing				
1987		To Spring SB335	2	R309
V2500 Suburban				
Leaf Spring Bushing				
1990-1987	.575" X 1.75" X 3.00"	Front SB351	2	R309
Leaf Spring Shackle Bushing				
1990-1987		To Spring SB335	2	R309

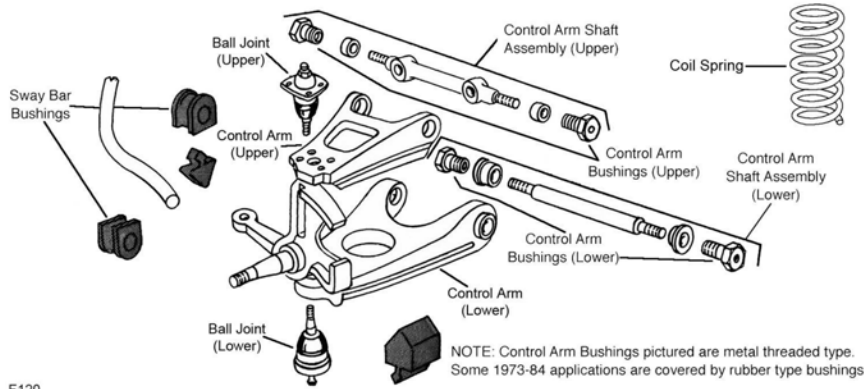
GENERAL MOTORS TRUCK-35 Series - 1 Ton

FRONT SUSPENSION



F072

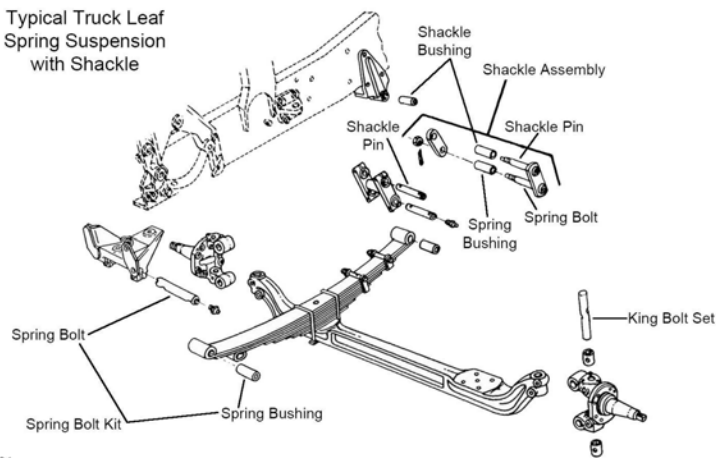
F072



F120

F120

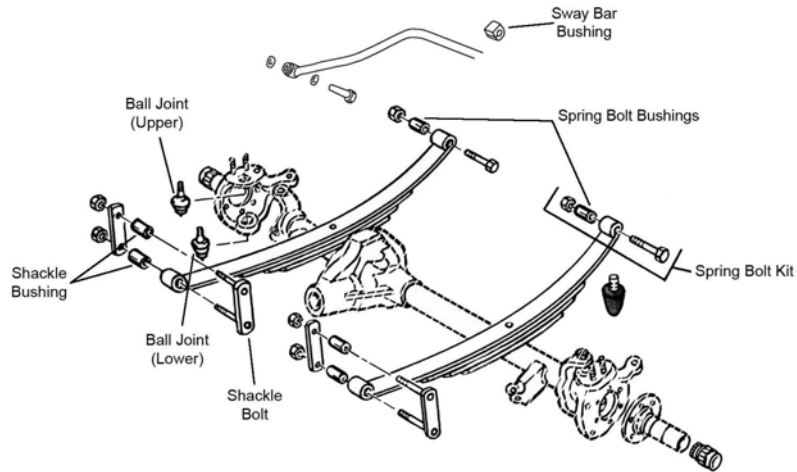
Typical Truck Leaf Spring Suspension with Shackle



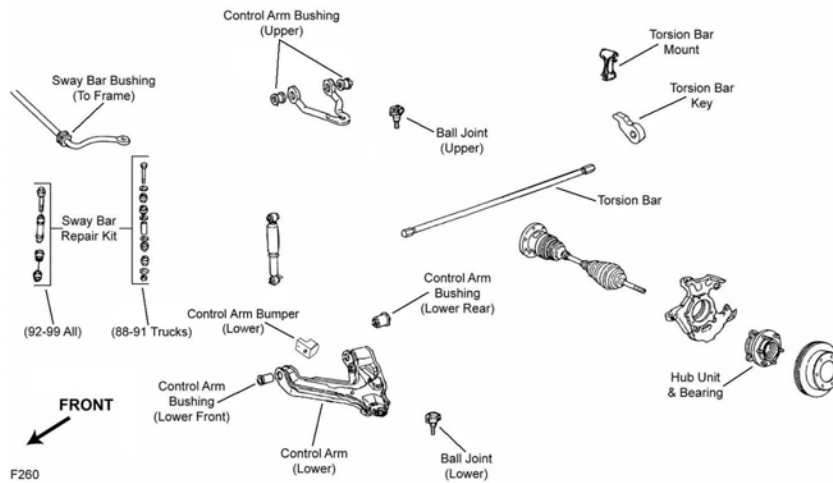
F121

F121

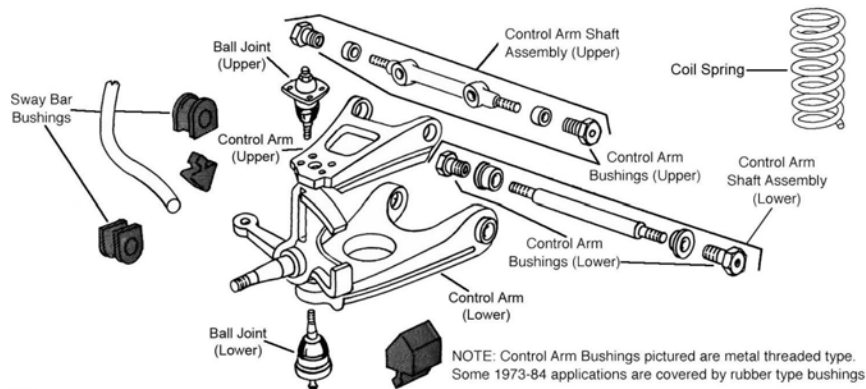
**(Cont.) 35 Series - 1 Ton-GENERAL MOTORS TRUCK
FRONT SUSPENSION (Cont.)**



F123



F260



F487

Year	Model/Application	Part	P/C Qty	Figure
260 Series				
Leaf Spring Bolt				
1942-1941		Front K150346	2	F121
280 Series				
Leaf Spring Bolt				
1950		Front K150346	2	F121
1947		Front K150346	2	F121
Leaf Spring Shackle				
1950	137" Wheelbase, (Center Bolt Not Required)	K150240	2	F121

GENERAL MOTORS TRUCK-35 Series - 1 Ton (Cont.)

FRONT SUSPENSION (Cont.)

Year	Model/Application	Part	P/C Qty	Figure
300 Series				
King Bolt Set				
1942-1939	Standard Axle, 1.109" X 6.343", (Contains Washer Bearing And Metal Bushing, One Keyway)	8343B	1	F121
Leaf Spring Bolt				
1942-1941	Pickup (2 Dr.)	Front K150346	2	F121
300				
King Bolt Set				
1959-1956	4000 Lb Axle, .921" Pin Diameter, 5.64" Length, (Contains Metal Bushing, One Keyway) 4500 Lb Axle, 4700 Lb Axle, 1.109" X 6.343", (Contains Washer Bearing And Metal Bushing, One Keyway)	8445B 8343B	1 1	F121 F121
Leaf Spring Bushing				
1959-1956		Front K201001	2	F121
Leaf Spring Shackle				
1959-1956	(Center Bolt Not Required)	K150240	2	F121
300-8				
King Bolt Set				
1955	4000 Lb Axle, .921" Pin Diameter, 5.64" Length, (Contains Metal Bushing, One Keyway) 4500 Lb Axle, 4700 Lb Axle, 1.109" X 6.343", (Contains Washer Bearing And Metal Bushing, One Keyway)	8445B 8343B	1 1	F121 F121
Leaf Spring Bushing				
1955		Front K201001	2	F121
Leaf Spring Shackle				
1955	(Center Bolt Not Required)	K150240	2	F121
300-24				
King Bolt Set				
1955	4000 Lb Axle, .921" Pin Diameter, 5.64" Length, (Contains Metal Bushing, One Keyway) 4500 Lb Axle, 4700 Lb Axle, 1.109" X 6.343", (Contains Washer Bearing And Metal Bushing, One Keyway)	8445B 8343B	1 1	F121 F121
Leaf Spring Bushing				
1955		Front K201001	2	F121
Leaf Spring Shackle				
1955	(Center Bolt Not Required)	K150240	2	F121
350				
King Bolt Set				
1959-1956	4500 Lb Axle, 4700 Lb Axle, 1.109" X 6.343", (Contains Washer Bearing And Metal Bushing, One Keyway)	8343B	1	F121
Leaf Spring Bolt				
1956		Front K150346	2	F121
Leaf Spring Bushing				
1959-1956		Front K201001	2	F121
Leaf Spring Shackle				
1959-1956	(Center Bolt Not Required)	K150240	2	F121
350-8				
King Bolt Set				
1959-1957	4500 Lb Axle, 4700 Lb Axle, 1.109" X 6.343", (Contains Washer Bearing And Metal Bushing, One Keyway)	8343B	1	F121
1955	4500 Lb Axle, 4700 Lb Axle, 1.109" X 6.343", (Contains Washer Bearing And Metal Bushing, One Keyway)	8343B	1	F121
Leaf Spring Bolt				
1955	From 4/55	Front K150346	2	F121
Leaf Spring Bushing				
1959-1957		Front K201001	2	F121
1955		Front K201001	2	F121
Leaf Spring Shackle				
1959-1957	(Center Bolt Not Required)	K150240	2	F121
1955	(Center Bolt Not Required)	K150240	2	F121

(Cont.) 35 Series - 1 Ton-GENERAL MOTORS TRUCK**FRONT SUSPENSION (Cont.)**

Year	Model/Application	Part	P/C Qty	Figure
350-24				
King Bolt Set				
1955	4500 Lb Axle, 4700 Lb Axle, 1.109" X 6.343", (Contains Washer Bearing And Metal Bushing, One Keyway)	8343B	1	F121
Leaf Spring Bolt				
1955	Thru 3/55, Except Cab Over Engine	Front K150346	2	F121
1954	Except Cab Over Engine	Front K150346	2	F121
Leaf Spring Bushing				
1955		Front K201001	2	F121
Leaf Spring Shackle				
1955	(Center Bolt Not Required)	K150240	2	F121
350-27				
King Bolt Set				
1955	4500 Lb Axle, 4700 Lb Axle, 1.109" X 6.343", (Contains Washer Bearing And Metal Bushing, One Keyway)	8343B	1	F121
1952-1951	1.109" X 6.343", (Contains Washer Bearing And Metal Bushing, One Keyway)	8343B	1	F121
Leaf Spring Bolt				
1955	Thru 3/55, Except Cab Over Engine	Front K150346	2	F121
1954-1951	Except Cab Over Engine	Front K150346	2	F121
Leaf Spring Bushing				
1955		Front K201001	2	F121
Leaf Spring Shackle				
1955	(Center Bolt Not Required)	K150240	2	F121
370				
Leaf Spring Bolt				
1956		Front K150346	2	F121
Leaf Spring Bushing				
1959-1956		Front K201001	2	F121
Leaf Spring Shackle				
1959-1956	(Center Bolt Not Required)	K150240	2	F121
370-8				
Leaf Spring Bolt				
1955	From 4/55	Front K150346	2	F121
Leaf Spring Bushing				
1959-1957		Front K201001	2	F121
1955		Front K201001	2	F121
Leaf Spring Shackle				
1959-1957	(Center Bolt Not Required)	K150240	2	F121
1955	(Center Bolt Not Required)	K150240	2	F121
3500				
King Bolt Set				
1966-1963	4000 Lb Axle, .921" Pin Diameter, 5.64" Length, (Contains Metal Bushing, One Keyway)	8445B	1	F121
	5000 Lb Axle, 1.109" X 6.344", (Contains Nylon Bushing, Thrust Bearing Design, One Keyway)	8492N	1	F121
	5000 Lb Axle, 1.109" X 6.344", (Metal Bushing, Thrust Bearing Design, One Keyway)	8492B	1	F121
	5000 Lb Axle, 1.109" X 6.344", (Metal Bushing, Thrust Washer Design, One Keyway)	8484T	1	F121
B3500				
King Bolt Set				
1966-1963	4000 Lb Axle, .921" Pin Diameter, 5.64" Length, (Contains Metal Bushing, One Keyway)	8445B	1	F121
	5000 Lb Axle, 1.109" X 6.344", (Contains Nylon Bushing, Thrust Bearing Design, One Keyway)	8492N	1	F121
	5000 Lb Axle, 1.109" X 6.344", (Metal Bushing, Thrust Bearing Design, One Keyway)	8492B	1	F121
	5000 Lb Axle, 1.109" X 6.344", (Metal Bushing, Thrust Washer Design, One Keyway)	8484T	1	F121
C3500				
Ball Joint				
1990-1989	(Powdered Metal Gusher Brg. For Better Lubrication)	Upper K6344 ‡	2	F072
1990-1988	Independent Front Suspension, (Powdered Metal Gusher Brg. For Better Lubrication)	Lower K6293 ‡	2	F072
1988	Independent Front Suspension, (Full Ball Stud Provides 360 Degrees Of Smooth Rotation)	Upper K6452 ‡	2	F072
1986-1971	(Powdered Metal Gusher Brg. For Better Lubrication)	Upper K6122 ‡	2	F487
	(Powdered Metal Gusher Brg. For Better Lubrication)	Lower K6129T ‡	2	F487
1970-1967	(Powdered Metal Gusher Brg. For Better Lubrication)	Upper K680 ‡	2	F487

GENERAL MOTORS TRUCK-35 Series - 1 Ton (Cont.)

FRONT SUSPENSION (Cont.)

Year	Model/Application	Part	P/C Qty	Figure
C3500				
Ball Joint				
1970-1967 (Cont.)	(Powdered Metal Gusher Brg. For Better Lubrication)	Lower	K6025 ‡	2 F487
Control Arm				
1986-1971	Heavy Duty, (Ball Joint And Bushings Not Included)	Left Lower	CK6554 ‡	1 F487
	Standard Duty, (Ball Joint And Bushings Not Included)	Left Lower	CK6553 ‡	1 F487
	Standard Duty, (Ball Joint And Bushings Not Included)	Right Lower	CK6555 ‡	1 F487
Control Arm Bumper Bushing				
1986-1971	(Press In Type)	Lower	K6607	2 F487
Control Arm Bushing Set				
1990	Independent Front Suspension, (Contains Front And Rear Bushings, Standard Design)	Upper	K6395	2 F072
	Independent Front Suspension, (High Quality Elastomer For Durability And Performance, Contains Front And Rear Bushings)	Upper	K6417 ‡	1 F072
1990-1988	Independent Front Suspension, (Contains Front And Rear Bushings)	Lower	K6327	2 F072
1989	Independent Front Suspension, 43mm Outside Diameter, (Contains Front And Rear Bushings, Standard Design)	Upper	K6395	2 F072
	Independent Front Suspension, 43mm Outside Diameter, (High Quality Elastomer For Durability And Performance, Contains Front And Rear Bushings)	Upper	K6417 ‡	1 F072
1989-1988	Independent Front Suspension, 41mm Outside Diameter, (Contains Front And Rear Bushings)	Upper	K6416 ‡	1 F072
	Independent Front Suspension, 41mm Outside Diameter, (Contains Front And Rear Bushings, Standard Design)	Upper	K6325	2 F072
Control Arm Shaft Assembly				
1986-1967	(Standard Design)	Upper	K6135	2 F487
	(Greaseable Socket Reduces Corrosion/Wear)	Lower	K6147 ‡	2 F487
Control Arm with Ball Joint				
1990	(R-Series)	Left Upper	RK621233	1 F072
	(R-Series)	Right Upper	RK621234	1 F072
1990-1988	(Contains Bushings)	Left Lower	CK620299 ‡	1 F072
	(R-Series)	Left Lower	RK620299	1 F072
	(Contains Bushings)	Right Lower	CK620298 ‡	1 F072
	(R-Series)	Right Lower	RK620298	1 F072
1989	(Contains 43mm Diameter Bushings, R-Series)	Left Upper	RK621233	1 F072
	(Contains 43mm Diameter Bushings, R-Series)	Right Upper	RK621234	1 F072
1986-1979	Except Heavy Duty Suspension, (Smooth Control Arm Shaft, Heavy Duty Design, Contains Powdered Metal Gusher Brg. For Better Lubrication)	Bushing, Right Lower	CK620037 ‡	1 F487
	Except Heavy Duty Suspension, (Smooth Control Arm Shaft, R-Series)	Right Lower	RK620037	1 F487
	Non ABS, Except 10500 Lb GVW, (Contains Bumper, R-Series)	Left Upper	RK622888	1 F487
	Non ABS, Except 10500 Lb GVW, (Contains Bumper, R-Series)	Right Upper	RK622887	1 F487
	Non ABS, Except 10500 Lb GVW, (Heavy Duty Design, Contains Bushings, Powdered Metal Gusher Brg. For Better Lubrication)	Right Upper	CK620035 ‡	1 F487
1986-1973	(Smooth Control Arm Shaft, Heavy Duty Design, Contains Bushing, Powdered Metal Gusher Brg. For Better Lubrication)	Brg. For Left Lower	CK620036 ‡	1 F487
	(Smooth Control Arm Shaft, R-Series)	Left Lower	RK620036	1 F487
1978-1973	(Smooth Control Arm Shaft, Heavy Duty Design, Contains Bushing, Powdered Metal Gusher Brg. For Better Lubrication)	Brg. For Right Lower	CK620037 ‡	1 F487
	(Smooth Control Arm Shaft, R-Series)	Right Lower	RK620037	1 F487
	Non ABS, Except 11000 Lb GVW, (Contains Bumper, R-Series)	Left Upper	RK622888	1 F487
	Non ABS, Except 11000 Lb GVW, (Contains Bumper, R-Series)	Right Upper	RK622887	1 F487
	Non ABS, Except 11000 Lb GVW, (Heavy Duty Design, Contains Bushings, Powdered Metal Gusher Brg. For Better Lubrication)	Right Upper	CK620035 ‡	1 F487
King Bolt Set				
1969-1967	5000 Lb Axle, 1.109" X 6.344", (Contains Nylon Bushing, Thrust Bearing Design, One Keyway)		8492N	1 F121
	5000 Lb Axle, 1.109" X 6.344", (Metal Bushing, Thrust Bearing Design, One Keyway)		8492B	1 F121
	5000 Lb Axle, 1.109" X 6.344", (Metal Bushing, Thrust Washer Design, One Keyway)		8484T	1 F121
Sway Bar Bushing				
1990-1988	1-1/4" Sway Bar Diameter, (Improved Design Bushing With Premium Rubber Material And Synthetic Fabric Lining Lasts Longer And Eliminates Noise)	To Frame	K201176 ‡	1 F072
	1-1/4" Sway Bar Diameter, (Standard Design)	To Frame	K6476	1 F072
	1-5/16" Sway Bar Diameter, (Improved Design Bushing With Premium Rubber Material And Synthetic Fabric Lining Lasts Longer And Eliminates Noise)	To Frame	K201177 ‡	1 F072
	1-5/16" Sway Bar Diameter, (Standard Design)	To Frame	K6439	1 F072
1986-1975	1-1/8" Sway Bar Diameter, (Contains Bracket, Universal Type, Contains Thermoplastic Bushings And Universal Mounting Bracket)	To Frame	K7325 ‡	1 F487
1986-1968	1-1/16" Sway Bar Diameter	To Arm	K6169	1 F487
	1-1/16" Sway Bar Diameter	To Frame	K6169	1 F487
	1-1/4" Sway Bar Diameter, (Improved Design Bushing With Premium Rubber Material And Synthetic Fabric Lining Lasts Longer And Eliminates Noise)	To Arm	K201176 ‡	1 F487
	1-1/4" Sway Bar Diameter, (Standard Design)	To Arm	K6476	1 F487

**(Cont.) 35 Series - 1 Ton-GENERAL MOTORS TRUCK
FRONT SUSPENSION (Cont.)**

Year	Model/Application	Part	P/C Qty	Figure	
C3500					
Sway Bar Bushing					
1986-1968 (Cont.)	1-1/4" Sway Bar Diameter, (Improved Design Bushing With Premium Rubber Material And Synthetic Fabric Lining Lasts Longer And Eliminates Noise)	To Frame	K201176 ‡	1 F487	
	1-1/4" Sway Bar Diameter, (Standard Design)	To Frame	K6476	1 F487	
	1-1/8" Sway Bar Diameter, (Bracket Not Included, OEM Type, Improved Design Bushing With Premium Rubber Material And Synthetic Fabric Lining Lasts Longer And Eliminates Noise)	To Arm	K201174 ‡	1 F487	
	1-1/8" Sway Bar Diameter, (Bracket Not Included, OEM Type, Standard Design)	To Arm	K6408	1 F487	
	1-1/8" Sway Bar Diameter, (Bracket Not Included, OEM Type, Improved Design Bushing With Premium Rubber Material And Synthetic Fabric Lining Lasts Longer And Eliminates Noise)	To Frame	K201174 ‡	1 F487	
	1-1/8" Sway Bar Diameter, (Bracket Not Included, OEM Type, Standard Design)	To Frame	K6408	1 F487	
	1-3/16" Sway Bar Diameter, (Improved Design Bushing With Premium Rubber Material And Synthetic Fabric Lining Lasts Longer And Eliminates Noise)	To Arm	K201175 ‡	1 F487	
	1-3/16" Sway Bar Diameter, (Standard Design)	To Arm	K6437	1 F487	
	1-3/16" Sway Bar Diameter, (Improved Design Bushing With Premium Rubber Material And Synthetic Fabric Lining Lasts Longer And Eliminates Noise)	To Frame	K201175 ‡	1 F487	
	1-3/16" Sway Bar Diameter, (Standard Design)	To Frame	K6437	1 F487	
	1967		To Arm	K8204	1 F487
			To Frame	K8204	1 F487
	Sway Bar Link				
	1990-1988	I-Beam Front Axle, (Link And Bushing Kit, Powdered Metal Gusher Brg. For Better Lubrication)		K6628 ‡	2
Sway Bar Repair Kit					
1990-1988	(Includes Polyurethane Bushings And Solid Metal Sleeve For Enhanced Performance. Barrel Nut Allows For Easier Installation.)		K700532 ‡	2 F072	
	I-Beam Front Axle, (Contains Bushings Only)		K6631	2	
	Independent Front Suspension, (Heavy Duty Design)		K6630 ‡	2 F072	
	Independent Front Suspension, (Standard Design)		K5252	2 F072	
CC300					
King Bolt Set					
1946-1942	Standard Axle, 1.109" X 6.343", (Contains Washer Bearing And Metal Bushing, One Keyway)		8343B	1 F121	
1942	.8660" X 5.312", (Contains Metal Bushing)		8294B	1 F121	
	.8760" X 5.312", (Contains Metal Bushing, Oversize)		8377B	1 F121	
Leaf Spring Bolt					
1946-1942	Pickup (2 Dr. Flat Bed)	Front	K150346	2 F121	
CC350					
King Bolt Set					
1946-1942	Standard Axle, 1.109" X 6.343", (Contains Washer Bearing And Metal Bushing, One Keyway)		8343B	1 F121	
1942	.8660" X 5.312", (Contains Metal Bushing)		8294B	1 F121	
	.8760" X 5.312", (Contains Metal Bushing, Oversize)		8377B	1 F121	
Leaf Spring Bolt					
1946	Except Cab Over Engine	Front	K150346	2 F121	
CCS300					
King Bolt Set					
1946-1942	Standard Axle, 1.109" X 6.343", (Contains Washer Bearing And Metal Bushing, One Keyway)		8343B	1 F121	
CCS350					
King Bolt Set					
1946-1942	Standard Axle, 1.109" X 6.343", (Contains Washer Bearing And Metal Bushing, One Keyway)		8343B	1 F121	
Leaf Spring Bolt					
1946	Except Cab Over Engine	Front	K150346	2 F121	
CCT350					
King Bolt Set					
1946-1942	Standard Axle, 1.109" X 6.343", (Contains Washer Bearing And Metal Bushing, One Keyway)		8343B	1 F121	
Leaf Spring Bolt					
1946	Except Cab Over Engine	Front	K150346	2 F121	
CF300					
King Bolt Set					
1946-1942	Standard Axle, 1.109" X 6.343", (Contains Washer Bearing And Metal Bushing, One Keyway)		8343B	1 F121	
CF350					
King Bolt Set					
1946-1942	Standard Axle, 1.109" X 6.343", (Contains Washer Bearing And Metal Bushing, One Keyway)		8343B	1 F121	
Leaf Spring Bolt					
1946	Cab Over Engine	Rear	K150346	2 F121	

GENERAL MOTORS TRUCK-35 Series - 1 Ton (Cont.)

FRONT SUSPENSION (Cont.)

Year	Model/Application	Part	P/C Qty	Figure
CFW350				
King Bolt Set				
1946-1942	Standard Axle, 1.109" X 6.343", (Contains Washer Bearing And Metal Bushing, One Keyway)	8343B	1	F121
Leaf Spring Bolt				
1946	Cab Over Engine	Rear K150346	2	F121
CM3500				
King Bolt Set				
1969-1967	5000 Lb Axle, 1.109" X 6.344", (Contains Nylon Bushing, Thrust Bearing Design, One Keyway)	8492N	1	F121
	5000 Lb Axle, 1.109" X 6.344", (Metal Bushing, Thrust Bearing Design, One Keyway)	8492B	1	F121
	5000 Lb Axle, 1.109" X 6.344", (Metal Bushing, Thrust Washer Design, One Keyway)	8484T	1	F121
CTF350				
King Bolt Set				
1946-1942	Standard Axle, 1.109" X 6.343", (Contains Washer Bearing And Metal Bushing, One Keyway)	8343B	1	F121
Leaf Spring Bolt				
1946	Cab Over Engine	Rear K150346	2	F121
D3500				
King Bolt Set				
1966-1964	4000 Lb Axle, .921" Pin Diameter, 5.64" Length, (Contains Metal Bushing, One Keyway)	8445B	1	F121
	5000 Lb Axle, 1.109" X 6.344", (Contains Nylon Bushing, Thrust Bearing Design, One Keyway)	8492N	1	F121
	5000 Lb Axle, 1.109" X 6.344", (Metal Bushing, Thrust Bearing Design, One Keyway)	8492B	1	F121
	5000 Lb Axle, 1.109" X 6.344", (Metal Bushing, Thrust Washer Design, One Keyway)	8484T	1	F121
F350				
King Bolt Set				
1959-1956	4500 Lb Axle, 4700 Lb Axle, 1.109" X 6.343", (Contains Washer Bearing And Metal Bushing, One Keyway)	8343B	1	F121
Leaf Spring Bolt				
1956		Front K150346	2	F121
F350-8				
King Bolt Set				
1959-1957	4500 Lb Axle, 4700 Lb Axle, 1.109" X 6.343", (Contains Washer Bearing And Metal Bushing, One Keyway)	8343B	1	F121
1955	4500 Lb Axle, 4700 Lb Axle, 1.109" X 6.343", (Contains Washer Bearing And Metal Bushing, One Keyway)	8343B	1	F121
Leaf Spring Bolt				
1955	From 4/55	Front K150346	2	F121
F350-24				
King Bolt Set				
1955	4500 Lb Axle, 4700 Lb Axle, 1.109" X 6.343", (Contains Washer Bearing And Metal Bushing, One Keyway)	8343B	1	F121
Leaf Spring Bolt				
1955	Thru 3/55, Cab Over Engine	Rear K150346	2	F121
1954	Cab Over Engine	Rear K150346	2	F121
F350-27				
King Bolt Set				
1955	4500 Lb Axle, 4700 Lb Axle, 1.109" X 6.343", (Contains Washer Bearing And Metal Bushing, One Keyway)	8343B	1	F121
1952-1951	1.109" X 6.343", (Contains Washer Bearing And Metal Bushing, One Keyway)	8343B	1	F121
Leaf Spring Bolt				
1955	Thru 3/55, Cab Over Engine	Rear K150346	2	F121
1954-1951	Cab Over Engine	Rear K150346	2	F121
F370				
Leaf Spring Bolt				
1956		Front K150346	2	F121
F370-8				
Leaf Spring Bolt				
1955	From 4/55	Front K150346	2	F121
FC300				
Leaf Spring Bolt				
1950-1947		Front K150346	2	F121

(Cont.) 35 Series - 1 Ton-GENERAL MOTORS TRUCK**FRONT SUSPENSION (Cont.)**

Year	Model/Application	Part	P/C Qty	Figure
FC350				
Leaf Spring Bolt				
1950-1947	Except Cab Over Engine	Front	K150346	2 F121
FCS300				
Leaf Spring Bolt				
1950-1947		Front	K150346	2 F121
FF350				
Leaf Spring Bolt				
1953-1946	Except Cab Over Engine	Front	K150346	2 F121
G3500				
Ball Joint				
1990-1971	Front Disc, (Powdered Metal Gusher Brg. For Better Lubrication)	Upper	K6122 ‡	2 F120
	Front Disc, (Powdered Metal Gusher Brg. For Better Lubrication)	Lower	K6129T ‡	2 F120
1972-1971	Front Drum, Rear Drum, (Powdered Metal Gusher Brg. For Better Lubrication)	Upper	K680 ‡	2 F120
1971	Front Drum, (Powdered Metal Gusher Brg. For Better Lubrication)	Lower	K6025 ‡	2 F120
Control Arm Bumper Bushing				
1978-1975	(Press In Type)	Lower	K6607	2 F120
Control Arm Shaft Assembly				
1990-1973	(Standard Design)	Upper	K6135	2 F120
	(Greaseable Socket Reduces Corrosion/Wear)	Lower	K6147 ‡	2 F120
1972-1971	Front Disc, (Standard Design)	Upper	K6135	2 F120
	Front Disc, (Greaseable Socket Reduces Corrosion/Wear)	Lower	K6147 ‡	2 F120
Control Arm with Ball Joint				
1990-1984	Non ABS, Except F42 Heavy Duty Suspension, (Contains Bumper, R-Series)	Left Upper	RK622888	1 F120
	Non ABS, Except F42 Heavy Duty Suspension, (Contains Bumper, R-Series)	Right Upper	RK622887	1 F120
	Non ABS, Except F42 Heavy Duty Suspension, (Heavy Duty Design, Contains Bushings, Powdered Metal Gusher Brg. For Better Lubrication)	Right Upper	CK620035 ‡	1 F120
1990-1982	(Heavy Duty Design, Contains Bushing, Powdered Metal Gusher Brg. For Better Lubrication)	Left Lower	CK620036 ‡	1 F120
	(R-Series)	Left Lower	RK620036	1 F120
	(Heavy Duty Design, Contains Bushing, Powdered Metal Gusher Brg. For Better Lubrication)	Right Lower	CK620037 ‡	1 F120
	(R-Series)	Right Lower	RK620037	1 F120
1983-1973	Non ABS, (Contains Bumper, R-Series)	Left Upper	RK622888	1 F120
	Non ABS, (Contains Bumper, R-Series)	Right Upper	RK622887	1 F120
	Non ABS, (Heavy Duty Design, Contains Bushings, Powdered Metal Gusher Brg. For Better Lubrication)	Right Upper	CK620035 ‡	1 F120
Sway Bar Bushing				
1990-1971	(Heavy Duty, Contains Thermoplastic Bushings And Universal Mounting Bracket)	To Arm	K6167	1 F120
	(Standard Design)	To Frame	K6461 ‡	1 F120
		To Frame	K6169	1 F120
K35/K3500 Pickup				
Sway Bar Bushing				
1974-1973	1" To 1-1/16" Sway Bar Diameter, (Contains Thermoplastic Bushings And Universal Mounting Bracket)	Stabilizer To Control Arm	K6655	1
	1-1/4" Sway Bar Diameter, (Includes Universal Mounting Bracket)	To Frame	K7302 ‡	1
		To Frame	K7326 ‡	1
K3500				
Ball Joint				
1990-1989	(Powdered Metal Gusher Brg. For Better Lubrication)	Upper	K6344 ‡	2 F260
1990-1988	(Bolt On Type, Powdered Metal Gusher Brg. For Better Lubrication)	Lower	K6291 ‡	2 F260
1988	(Full Ball Stud Provides 360 Degrees Of Smooth Rotation)	Upper	K6294 ‡	2 F260
Ball Joint Bushing Extractor and Installer				
1986-1977	Four Wheel Drive (4X4)		T40207	1
Camber Kingpin				
1986-1977	Four Wheel Drive (4X4), Dana 60 Axle, 1-1/2 Degree Maximum Positive Camber, (Eccentric Bushing, Adjustable Camber Kingpin)		K992 ‡	2
Control Arm Bushing Set				
1990	(Contains Front And Rear Bushings, Standard Design)	Upper	K6395	2 F260
	(High Quality Elastomer For Durability And Performance, Contains Front And Rear Bushings)	Upper	K6417 ‡	1 F260
1990-1988	Stamped Steel Arm, (Contains Front And Rear Bushings)	Lower	K6329	2 F260
1989	43mm Outside Diameter, (Contains Front And Rear Bushings, Standard Design)	Upper	K6395	2 F260

GENERAL MOTORS TRUCK-35 Series - 1 Ton (Cont.)

FRONT SUSPENSION (Cont.)

Year	Model/Application	Part	P/C Qty	Figure
K3500				
Control Arm Bushing Set				
1989 (Cont.)	43mm Outside Diameter, (High Quality Elastomer For Durability And Performance, Contains Front And Rear Bushings)	Upper	K6417 ‡	1 F260
1989-1988	41mm Outside Diameter, (Contains Front And Rear Bushings)	Upper	K6415 ‡	1 F260
	41mm Outside Diameter, (Contains Front And Rear Bushings, Standard Design)	Upper	K6323	2 F260
Control Arm with Ball Joint				
1990-1989	(R-Series)	Left Upper	RK620630	1 F260
	(R-Series)	Right Upper	RK620629	1 F260
King Bolt Repair Kit				
1986-1977	Dana 60 Axle, (Contains Bushing, Gasket And Oil Seal, Use With Eccentric Camber Adjusting King Pin)	Upper	K6652 ‡	2
1978-1977	Dana 60 Axle, (Contains Bearings, Race, Seals, And Caps)	Lower	K8832 ‡	1
Leaf Spring Bushing				
1986-1977		Front	SB320	2 F123
Leaf Spring Shackle Bushing				
1986-1977		Lower	K200911	2 F123
Sway Bar Bushing				
1990-1988	1-1/16" Sway Bar Diameter	To Frame	K5288	1 F260
	1-1/4" Sway Bar Diameter, (Split Design For Easier Installation)	To Frame	K6455 ‡	1 F260
	1-1/8" Sway Bar Diameter	To Frame	K6453	1 F260
	1-3/16" Sway Bar Diameter	To Frame	K5248	1 F260
1986-1981	1-1/16" Sway Bar Diameter, (Contains Thermoplastic Bushings And Universal Mounting Bracket)	To Frame	K7302 ‡	1
1986-1977	(Eye Bushing)		K6655	1
1980-1977	1-1/16" Sway Bar Diameter	To Frame	K6169	1
Sway Bar Repair Kit				
1990-1988	(Heavy Duty Design) (Includes Polyurethane Bushings And Solid Metal Sleeve For Enhanced Performance. Barrel Nut Allows For Easier Installation.)		K80631 ‡ K700539 ‡	2 F260 2 F260
Wheel Hub & Bearing Assembly				
1990-1988	Dual Rear Wheels		515037	2
	Single Rear Wheels		515018	2
L3500				
King Bolt Set				
1966-1965	4000 Lb Axle, .921" Pin Diameter, 5.64" Length, (Contains Metal Bushing, One Keyway)		8445B	1 F121
	5000 Lb Axle, 1.109" X 6.344", (Contains Nylon Bushing, Thrust Bearing Design, One Keyway)		8492N	1 F121
	5000 Lb Axle, 1.109" X 6.344", (Metal Bushing, Thrust Bearing Design, One Keyway)		8492B	1 F121
	5000 Lb Axle, 1.109" X 6.344", (Metal Bushing, Thrust Washer Design, One Keyway)		8484T	1 F121
P350				
King Bolt Set				
1959-1956	4500 Lb Axle, 4700 Lb Axle, 1.109" X 6.343", (Contains Washer Bearing And Metal Bushing, One Keyway)		8343B	1 F121
Leaf Spring Bolt				
1956		Front	K150346	2 F121
Leaf Spring Bushing				
1959-1956		Front	K201001	2 F121
Leaf Spring Shackle				
1959-1956	(Center Bolt Not Required)		K150240	2 F121
P3500				
Ball Joint				
1990-1985	Motor Home Chassis, Stripped-Chassis, Rear Disc, Independent Front Suspension, Motor Home, (Powdered Metal Gusher Brg. For Better Lubrication)	Lower	K6511 ‡	2 F487
	Step Van, Rear Disc, Independent Front Suspension, (Powdered Metal Gusher Brg. For Better Lubrication)	Lower	K6175T ‡	2 F487
1990-1977	Front Disc, Rear Disc, (Powdered Metal Gusher Brg. For Better Lubrication)	Upper	K6174 ‡	2 F487
	Front Disc, Rear Drum, (Powdered Metal Gusher Brg. For Better Lubrication)	Upper	K6122 ‡	2 F487
	Front Disc, Rear Drum, (Powdered Metal Gusher Brg. For Better Lubrication)	Lower	K6129T ‡	2 F487
1984-1977	Motor Home Chassis, Stripped-Chassis, Rear Disc, Motor Home, (Powdered Metal Gusher Brg. For Better Lubrication)	Lower	K6511 ‡	2 F487
	Step Van, Rear Disc, (Powdered Metal Gusher Brg. For Better Lubrication)	Lower	K6175T ‡	2 F487
1976-1975	Motor Home Chassis, Stripped-Chassis, 14000 Lb GVW, Motor Home, (Powdered Metal Gusher Brg. For Better Lubrication)	Lower	K6511 ‡	2 F487
	Step Van, 11000 Lb Rear Axle, (Powdered Metal Gusher Brg. For Better Lubrication)	Lower	K6175T ‡	2 F487

(Cont.) 35 Series - 1 Ton-GENERAL MOTORS TRUCK**FRONT SUSPENSION (Cont.)**

Year	Model/Application	Part	P/C Qty	Figure
P3500				
Ball Joint				
1976-1973	11000 Lb Rear Axle, (Powdered Metal Gusher Brg. For Better Lubrication)	Upper	K6174 ‡	2 F487
	Except 11000 Lb Rear Axle, (Powdered Metal Gusher Brg. For Better Lubrication)	Upper	K6122 ‡	2 F487
	Except 14000 Lb Axle, Motor Home, (Powdered Metal Gusher Brg. For Better Lubrication)	Lower	K6129T ‡	2 F487
	Panel Van, Forward Control Chassis, Except 11000 Lb Axle, (Powdered Metal Gusher Brg. For Better Lubrication)	Lower	K6129T ‡	2 F487
1974-1973	11000 Lb Rear Axle, (Powdered Metal Gusher Brg. For Better Lubrication)	Lower	K6175T ‡	2 F487
1972-1971	(Powdered Metal Gusher Brg. For Better Lubrication)	Upper	K6122 ‡	2 F487
	(Powdered Metal Gusher Brg. For Better Lubrication)	Lower	K6129T ‡	2 F487
1970-1968	(Powdered Metal Gusher Brg. For Better Lubrication)	Upper	K680 ‡	2 F487
	(Powdered Metal Gusher Brg. For Better Lubrication)	Lower	K6025 ‡	2 F487
Control Arm				
1990-1973	Rear Drum, Heavy Duty, Independent Front Suspension, (Ball Joint And Bushings Not Included)	Left Lower	CK6554 ‡	1 F487
	Rear Drum, Independent Front Suspension, Standard Duty, (Ball Joint And Bushings Not Included)	Left Lower	CK6553 ‡	1 F487
	Rear Drum, Independent Front Suspension, Standard Duty, (Ball Joint And Bushings Not Included)	Right Lower	CK6555 ‡	1 F487
Control Arm Bumper Bushing				
1984-1973	Independent Front Suspension, (Press In Type)	Lower	K6607	2 F487
Control Arm Shaft Assembly				
1990-1968	Independent Front Suspension, (Standard Design)	Upper	K6135	2 F487
	Independent Front Suspension, (Greaseable Socket Reduces Corrosion/Wear)	Lower	K6147 ‡	2 F487
Control Arm with Ball Joint				
1990-1985	Rear Drum, Independent Front Suspension, (Smooth Control Arm Shaft, Heavy Duty Design, Contains Bushing, Powdered Metal Gusher Brg. For Better Lubrication)	Left Lower	CK620036 ‡	1 F487
	Rear Drum, Independent Front Suspension, (Smooth Control Arm Shaft, R-Series)	Left Lower	RK620036	1 F487
	Rear Drum, Independent Front Suspension, (Smooth Control Arm Shaft, Heavy Duty Design, Contains Bushing, Powdered Metal Gusher Brg. For Better Lubrication)	Right Lower	CK620037 ‡	1 F487
	Rear Drum, Independent Front Suspension, (Smooth Control Arm Shaft, R-Series)	Right Lower	RK620037	1 F487
	Step Van, Non ABS, Except I-beam Front Axle, (Contains Bumper, R-Series)	Left Upper	RK622888	1 F487
	Step Van, Non ABS, Except I-beam Front Axle, (Contains Bumper, R-Series)	Right Upper	RK622887	1 F487
	Step Van, Non ABS, Except I-beam Front Axle, (Heavy Duty Design, Contains Bushings, Powdered Metal Gusher Brg. For Better Lubrication)	Right Upper	CK620035 ‡	1 F487
	Rear Drum, (Bolt On Control Arm Shaft, R-Series)	Left Lower	RK621076	1 F487
	Rear Drum, Independent Front Suspension, (R-Series, Bolt On Control Arm Shaft)	Right Lower	RK621077	1 F487
	1984-1977	Rear Drum, (Smooth Control Arm Shaft, Heavy Duty Design, Contains Bushing, Powdered Metal Gusher Brg. For Better Lubrication)	Left Lower	CK620036 ‡
Rear Drum, (Smooth Control Arm Shaft, R-Series)		Left Lower	RK620036	1 F487
Rear Drum, (Smooth Control Arm Shaft, Heavy Duty Design, Contains Bushing, Powdered Metal Gusher Brg. For Better Lubrication)		Right Lower	CK620037 ‡	1 F487
Rear Drum, (Smooth Control Arm Shaft, R-Series)		Right Lower	RK620037	1 F487
1984-1973	Step Van, Non ABS, Except 11000 Lb Rear Axle, (Contains Bumper, R-Series)	Left Upper	RK622888	1 F487
	Step Van, Non ABS, Except 11000 Lb Rear Axle, (Contains Bumper, R-Series)	Right Upper	RK622887	1 F487
	Step Van, Non ABS, Except 11000 Lb Rear Axle, (Heavy Duty Design, Contains Bushings, Powdered Metal Gusher Brg. For Better Lubrication)	Right Upper	CK620035 ‡	1 F487
1982-1973	Motor Home Chassis, Non ABS, Except 14000 Lb GVW, (Contains Bumper, R-Series)	Left Upper	RK622888	1 F487
	Motor Home Chassis, Non ABS, Except 14000 Lb GVW, (Contains Bumper, R-Series)	Right Upper	RK622887	1 F487
	Motor Home Chassis, Non ABS, Except 14000 Lb GVW, (Heavy Duty Design, Contains Bushings, Powdered Metal Gusher Brg. For Better Lubrication)	Right Upper	CK620035 ‡	1 F487
1976-1975	Motor Home Chassis, Step Van, Stripped-Chassis, (Bolt On Control Arm Shaft, R-Series)	Left Lower	RK621076	1 F487
	Motor Home Chassis, Step Van, Stripped-Chassis, (R-Series, Bolt On Control Arm Shaft)	Right Lower	RK621077	1 F487
	Motor Home Chassis, Step Van, Stripped-Chassis, Except 11000 Lb Rear Axle, (Smooth Control Arm Shaft, Heavy Duty Design, Contains Bushing, Powdered Metal Gusher Brg. For Better Lubrication)	Left Lower	CK620036 ‡	1 F487
	Motor Home Chassis, Step Van, Stripped-Chassis, Except 11000 Lb Rear Axle, (Smooth Control Arm Shaft, R-Series)	Left Lower	RK620036	1 F487
	Motor Home Chassis, Step Van, Stripped-Chassis, Except 11000 Lb Rear Axle, (Smooth Control Arm Shaft, Heavy Duty Design, Contains Bushing, Powdered Metal Gusher Brg. For Better Lubrication)	Right Lower	CK620037 ‡	1 F487
	Motor Home Chassis, Step Van, Stripped-Chassis, Except 11000 Lb Rear Axle, (Smooth Control Arm Shaft, R-Series)	Right Lower	RK620037	1 F487
	Except 11000 Lb Rear Axle, (Smooth Control Arm Shaft, Heavy Duty Design, Contains Bushing, Powdered Metal Gusher Brg. For Better Lubrication)	Left Lower	CK620036 ‡	1 F487
	Except 11000 Lb Rear Axle, (Smooth Control Arm Shaft, R-Series)	Left Lower	RK620036	1 F487
1974-1973	Except 11000 Lb Rear Axle, (Smooth Control Arm Shaft, Heavy Duty Design, Contains Bushing, Powdered Metal Gusher Brg. For Better Lubrication)	Right Lower	CK620037 ‡	1 F487
	Except 11000 Lb Rear Axle, (Smooth Control Arm Shaft, R-Series)	Right Lower	RK620037	1 F487
	Except 11000 Lb Rear Axle, (Smooth Control Arm Shaft, Heavy Duty Design, Contains Bushing, Powdered Metal Gusher Brg. For Better Lubrication)	Right Lower	CK620037 ‡	1 F487
	Except 11000 Lb Rear Axle, (Smooth Control Arm Shaft, R-Series)	Right Lower	RK620037	1 F487
King Bolt Set				
1990-1985	5000 Lb I-Beam Front Axle, 1.1792" X 6.360", (Contains Composite Bushing)		8627C	1 F121
	5000 Lb I-Beam Front Axle, 1.1792" X 6.360", (Contains Metal Bushing)		8627B	1 F121

GENERAL MOTORS TRUCK-35 Series - 1 Ton (Cont.)

FRONT SUSPENSION (Cont.)

Year	Model/Application	Part	P/C Qty	Figure
P3500				
King Bolt Set				
1969-1966	4000 Or 5000 Lb Front Axle, 1.109" X 6.344", (Contains Nylon Bushing, Thrust Bearing Design, One Keyway)	8492N	1	F121
	4000 Or 5000 Lb Front Axle, 1.109" X 6.344", (Metal Bushing, Thrust Bearing Design, One Keyway)	8492B	1	F121
	4000 Or 5000 Lb Front Axle, 1.109" X 6.344", (Metal Bushing, Thrust Washer Design, One Keyway)	8484T	1	F121
1967	Dual Rear Wheels, I-Beam Front Axle, 1.109" X 6.344", (Contains Metal Bushing, One Keyway)	8490T	1	F121
1966	4000 Lb Axle, Dual Rear Wheels, .921" Pin Diameter, 5.64" Length, (Contains Metal Bushing, One Keyway)	8445B	1	F121
Leaf Spring Shackles Bushing				
1990-1985	5000 Lb I-Beam Front Axle	Lower SB335	2	F121
Sway Bar Bushing				
1990-1985	5000 Lb I-Beam Front Axle	To Frame K6482	1	
1990-1968	1-1/16" Sway Bar Diameter, Independent Front Suspension	To Arm K6169	1	F487
	1-1/16" Sway Bar Diameter, Independent Front Suspension	To Frame K6169	1	F487
	1-1/4" Sway Bar Diameter, Independent Front Suspension, Original Equipment Design, (Improved Design Bushing With Premium Rubber Material And Synthetic Fabric Lining Lasts Longer And Eliminates Noise)	To Arm K201176 ‡	1	F487
	1-1/4" Sway Bar Diameter, Independent Front Suspension, Original Equipment Design, (Standard Design)	To Arm K6476	1	F487
	1-1/4" Sway Bar Diameter, Independent Front Suspension, Original Equipment Design, (Improved Design Bushing With Premium Rubber Material And Synthetic Fabric Lining Lasts Longer And Eliminates Noise)	To Frame K201176 ‡	1	F487
	1-1/4" Sway Bar Diameter, Independent Front Suspension, Original Equipment Design, (Standard Design)	To Frame K6476	1	F487
	1-1/8" Sway Bar Diameter, Independent Front Suspension, (Improved Design Bushing With Premium Rubber Material And Synthetic Fabric Lining Lasts Longer And Eliminates Noise)	To Arm K201174 ‡	1	F487
	1-1/8" Sway Bar Diameter, Independent Front Suspension, (Standard Design)	To Arm K6408	1	F487
	1-1/8" Sway Bar Diameter, Independent Front Suspension, (Improved Design Bushing With Premium Rubber Material And Synthetic Fabric Lining Lasts Longer And Eliminates Noise)	To Frame K201174 ‡	1	F487
	1-1/8" Sway Bar Diameter, Independent Front Suspension, (Standard Design)	To Frame K6408	1	F487
	1-3/16" Sway Bar Diameter, Independent Front Suspension, (Improved Design Bushing With Premium Rubber Material And Synthetic Fabric Lining Lasts Longer And Eliminates Noise)	To Arm K201175 ‡	1	F487
	1-3/16" Sway Bar Diameter, Independent Front Suspension, (Standard Design)	To Arm K6437	1	F487
	1-3/16" Sway Bar Diameter, Independent Front Suspension, (Improved Design Bushing With Premium Rubber Material And Synthetic Fabric Lining Lasts Longer And Eliminates Noise)	To Frame K201175 ‡	1	F487
	1-3/16" Sway Bar Diameter, Independent Front Suspension, (Standard Design)	To Frame K6437	1	F487
	1-5/16" Sway Bar Diameter, Independent Front Suspension, (Improved Design Bushing With Premium Rubber Material And Synthetic Fabric Lining Lasts Longer And Eliminates Noise)	To Arm K201177 ‡	1	F487
	1-5/16" Sway Bar Diameter, Independent Front Suspension, (Standard Design)	To Arm K6439	1	F487
	1-5/16" Sway Bar Diameter, Independent Front Suspension, (Improved Design Bushing With Premium Rubber Material And Synthetic Fabric Lining Lasts Longer And Eliminates Noise)	To Frame K201177 ‡	1	F487
	1-5/16" Sway Bar Diameter, Independent Front Suspension, (Standard Design)	To Frame K6439	1	F487
1967	15/16" Sway Bar Diameter	To Frame K5241	1	F487
Sway Bar Link				
1990-1985	I-Beam Front Axle, (Link And Bushing Kit, Powdered Metal Gusher Brg. For Better Lubrication)	K6628 ‡	2	
Sway Bar Repair Kit				
1990-1985	I-Beam Front Axle, (Contains Bushings Only)	K6631	2	
PB3500 Van				
King Bolt Set				
1966	4,000 lb. (F040) Axle, .921" X 5.640", (Contains Metal Bushing, One Keyway)	8428B	1	
	5,000 lb. (F050) Axle, 1.109" X 6.344", (Contains Metal Bushing, One Keyway)	8490T	1	F121
Sway Bar Bushing				
1966		To Frame K5241	1	F120
PE3500				
Control Arm Shaft Assembly				
1982-1975	Independent Front Suspension, (Standard Design)	Upper K6135	2	F120
	Independent Front Suspension, (Greaseable Socket Reduces Corrosion/Wear)	Lower K6147 ‡	2	F120
Control Arm with Ball Joint				
1982-1975	Non ABS, (Contains Bumper, R-Series)	Left Upper RK622888	1	F120
Sway Bar Bushing				
1982-1975	1-1/4" Sway Bar Diameter, Independent Front Suspension, Original Equipment Design, (Improved Design Bushing With Premium Rubber Material And Synthetic Fabric Lining Lasts Longer And Eliminates Noise)	To Arm K201176 ‡	1	F120
	1-1/4" Sway Bar Diameter, Independent Front Suspension, Original Equipment Design, (Standard Design)	To Arm K6476	1	F120
	1-1/4" Sway Bar Diameter, Independent Front Suspension, Original Equipment Design, (Improved Design Bushing With Premium Rubber Material And Synthetic Fabric Lining Lasts Longer And Eliminates Noise)	To Frame K201176 ‡	1	F120

(Cont.) 35 Series - 1 Ton-GENERAL MOTORS TRUCK**FRONT SUSPENSION (Cont.)**

Year	Model/Application	Part	P/C Qty	Figure		
PE3500						
Sway Bar Bushing						
1982-1975 (Cont.)	1-1/4" Sway Bar Diameter, Independent Front Suspension, Original Equipment Design, (Standard Design)	To Frame	K6476	1	F120	
	1-1/8" Sway Bar Diameter, Independent Front Suspension, (Improved Design Bushing With Premium Rubber Material And Synthetic Fabric Lining Lasts Longer And Eliminates Noise)	To Arm	K201174 ‡	1	F120	
	1-1/8" Sway Bar Diameter, Independent Front Suspension, (Standard Design)	To Arm	K6408	1	F120	
	1-1/8" Sway Bar Diameter, Independent Front Suspension, (Improved Design Bushing With Premium Rubber Material And Synthetic Fabric Lining Lasts Longer And Eliminates Noise)	To Frame	K201174 ‡	1	F120	
	1-1/8" Sway Bar Diameter, Independent Front Suspension, (Standard Design)	To Frame	K6408	1	F120	
	1-3/16" Sway Bar Diameter, Independent Front Suspension, (Improved Design Bushing With Premium Rubber Material And Synthetic Fabric Lining Lasts Longer And Eliminates Noise)	To Arm	K201175 ‡	1	F120	
	1-3/16" Sway Bar Diameter, Independent Front Suspension, (Standard Design)	To Arm	K6437	1	F120	
	1-3/16" Sway Bar Diameter, Independent Front Suspension, (Improved Design Bushing With Premium Rubber Material And Synthetic Fabric Lining Lasts Longer And Eliminates Noise)	To Frame	K201175 ‡	1	F120	
	1-3/16" Sway Bar Diameter, Independent Front Suspension, (Standard Design)	To Frame	K6437	1	F120	
	1-5/16" Sway Bar Diameter, Independent Front Suspension, (Improved Design Bushing With Premium Rubber Material And Synthetic Fabric Lining Lasts Longer And Eliminates Noise)	To Arm	K201177 ‡	1	F120	
	1-5/16" Sway Bar Diameter, Independent Front Suspension, (Standard Design)	To Arm	K6439	1	F120	
	1-5/16" Sway Bar Diameter, Independent Front Suspension, (Improved Design Bushing With Premium Rubber Material And Synthetic Fabric Lining Lasts Longer And Eliminates Noise)	To Frame	K201177 ‡	1	F120	
	1-5/16" Sway Bar Diameter, Independent Front Suspension, (Standard Design)	To Frame	K6439	1	F120	
	R3500					
	Ball Joint					
	1990-1987	(Powdered Metal Gusher Brg. For Better Lubrication)	Upper	K6122 ‡	2	F120
(Powdered Metal Gusher Brg. For Better Lubrication)		Lower	K6129T ‡	2	F120	
Control Arm						
1990-1987	Heavy Duty, (Ball Joint And Bushings Not Included)	Left Lower	CK6554 ‡	1	F120	
	Standard Duty, (Ball Joint And Bushings Not Included)	Left Lower	CK6553 ‡	1	F120	
	Standard Duty, (Ball Joint And Bushings Not Included)	Right Lower	CK6555 ‡	1	F120	
Control Arm Bumper Bushing						
1990-1987	(Press In Type)	Lower	K6607	2	F120	
Control Arm Shaft Assembly						
1990-1987	(Standard Design)	Upper	K6135	2	F120	
	(Greaseable Socket Reduces Corrosion/Wear)	Lower	K6147 ‡	2	F120	
Control Arm with Ball Joint						
1990-1987	(Bolt On Control Arm Shaft, R-Series)	Left Lower	RK621076	1	F120	
	(Smooth Control Arm Shaft, Heavy Duty Design, Contains Bushing, Powdered Metal Gusher Brg. For Better Lubrication)	Left Lower	CK620036 ‡	1	F120	
	(Smooth Control Arm Shaft, R-Series)	Left Lower	RK620036	1	F120	
	(R-Series, Bolt On Control Arm Shaft)	Right Lower	RK621077	1	F120	
	(Smooth Control Arm Shaft, Heavy Duty Design, Contains Bushing, Powdered Metal Gusher Brg. For Better Lubrication)	Right Lower	CK620037 ‡	1	F120	
	(Smooth Control Arm Shaft, R-Series)	Right Lower	RK620037	1	F120	
	Non ABS, (Contains Bumper, R-Series)	Left Upper	RK622888	1	F120	
	Non ABS, (Contains Bumper, R-Series)	Right Upper	RK622887	1	F120	
	Non ABS, (Heavy Duty Design, Contains Bushings, Powdered Metal Gusher Brg. For Better Lubrication)	Right Upper	CK620035 ‡	1	F120	
	Sway Bar Bushing					
1990-1987	1-1/16" Sway Bar Diameter	To Arm	K6169	1	F120	
	1-1/16" Sway Bar Diameter	To Frame	K6169	1	F120	
	1-1/4" Sway Bar Diameter, (Improved Design Bushing With Premium Rubber Material And Synthetic Fabric Lining Lasts Longer And Eliminates Noise)	To Arm	K201176 ‡	1	F120	
	1-1/4" Sway Bar Diameter, (Standard Design)	To Arm	K6476	1	F120	
	1-1/4" Sway Bar Diameter, (Improved Design Bushing With Premium Rubber Material And Synthetic Fabric Lining Lasts Longer And Eliminates Noise)	To Frame	K201176 ‡	1	F120	
	1-1/4" Sway Bar Diameter, (Standard Design)	To Frame	K6476	1	F120	
	1-1/8" Sway Bar Diameter, (Improved Design Bushing With Premium Rubber Material And Synthetic Fabric Lining Lasts Longer And Eliminates Noise)	To Arm	K201174 ‡	1	F120	
	1-1/8" Sway Bar Diameter, (Standard Design)	To Arm	K6408	1	F120	
	1-1/8" Sway Bar Diameter, (Improved Design Bushing With Premium Rubber Material And Synthetic Fabric Lining Lasts Longer And Eliminates Noise)	To Frame	K201174 ‡	1	F120	
	1-1/8" Sway Bar Diameter, (Standard Design)	To Frame	K6408	1	F120	
	1-3/16" Sway Bar Diameter, (Improved Design Bushing With Premium Rubber Material And Synthetic Fabric Lining Lasts Longer And Eliminates Noise)	To Arm	K201175 ‡	1	F120	
	1-3/16" Sway Bar Diameter, (Standard Design)	To Arm	K6437	1	F120	
	1-3/16" Sway Bar Diameter, (Improved Design Bushing With Premium Rubber Material And Synthetic Fabric Lining Lasts Longer And Eliminates Noise)	To Frame	K201175 ‡	1	F120	
	1-3/16" Sway Bar Diameter, (Standard Design)	To Frame	K6437	1	F120	
	S300					
	King Bolt Set					
	1959-1956	4000 Lb Axle, .921" Pin Diameter, 5.64" Length, (Contains Metal Bushing, One Keyway)		8445B	1	F121

GENERAL MOTORS TRUCK-35 Series - 1 Ton (Cont.)

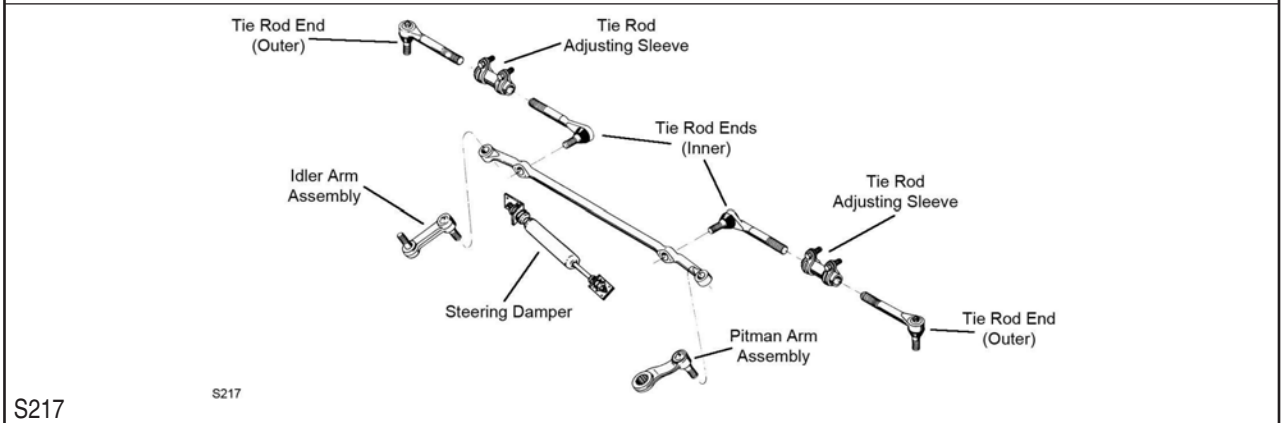
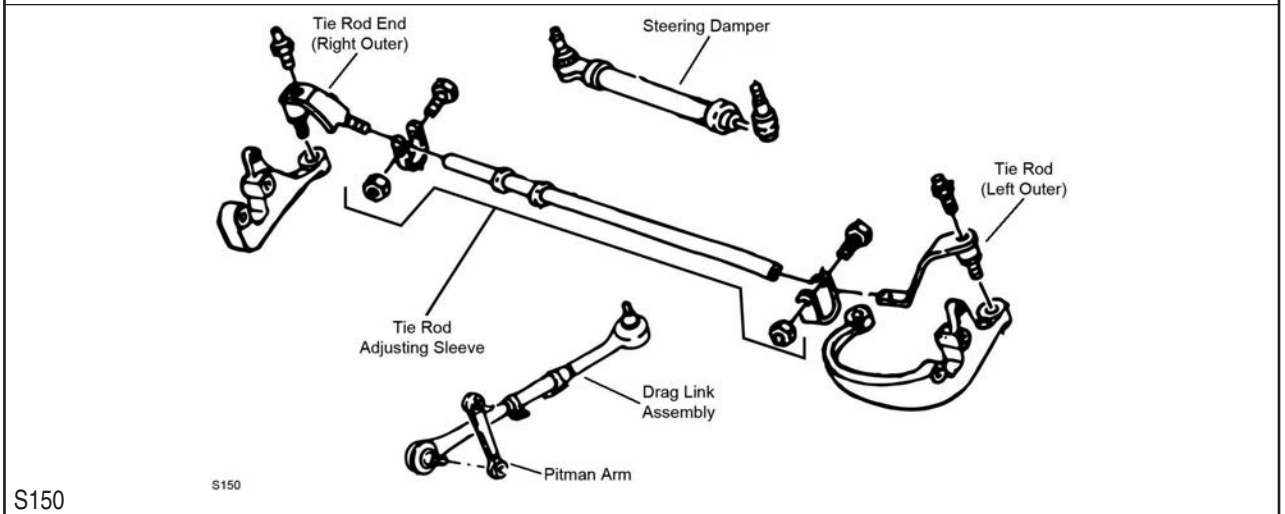
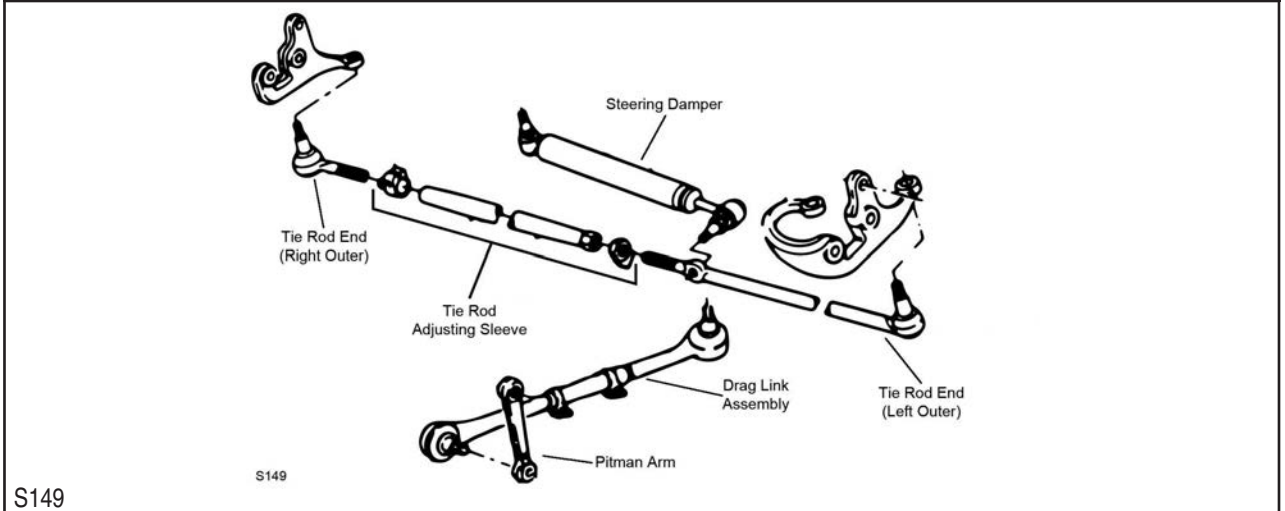
FRONT SUSPENSION (Cont.)

Year	Model/Application	Part	P/C Qty	Figure
S300				
King Bolt Set				
1959-1956 (Cont.)	4500 Lb Axle, 4700 Lb Axle, 1.109" X 6.343", (Contains Washer Bearing And Metal Bushing, One Keyway)	8343B	1	F121
Leaf Spring Bushing				
1959-1956	Front	K201001	2	F121
Leaf Spring Shackle				
1959-1956	(Center Bolt Not Required)	K150240	2	F121
S300-8				
King Bolt Set				
1955	4000 Lb Axle, .921" Pin Diameter, 5.64" Length, (Contains Metal Bushing, One Keyway) 4500 Lb Axle, 4700 Lb Axle, 1.109" X 6.343", (Contains Washer Bearing And Metal Bushing, One Keyway)	8445B 8343B	1 1	F121 F121
Leaf Spring Bolt				
1955	Front	K150346	2	F121
Leaf Spring Bushing				
1955	Front	K201001	2	F121
Leaf Spring Shackle				
1955	(Center Bolt Not Required)	K150240	2	F121
S300-24				
King Bolt Set				
1955	4000 Lb Axle, .921" Pin Diameter, 5.64" Length, (Contains Metal Bushing, One Keyway) 4500 Lb Axle, 4700 Lb Axle, 1.109" X 6.343", (Contains Washer Bearing And Metal Bushing, One Keyway)	8445B 8343B	1 1	F121 F121
Leaf Spring Bolt				
1955-1954	Front	K150346	2	F121
Leaf Spring Bushing				
1955	Front	K201001	2	F121
Leaf Spring Shackle				
1955	(Center Bolt Not Required)	K150240	2	F121
S370				
Leaf Spring Bushing				
1959-1957	Front	K201001	2	F121
Leaf Spring Shackle				
1959-1957	(Center Bolt Not Required)	K150240	2	F121
V3000				
King Bolt Set				
1962-1960	4000 Lb Axle, .921" Pin Diameter, 5.64" Length, (Contains Metal Bushing, One Keyway)	8445B	1	F121
V3500				
Ball Joint Bushing Extractor and Installer				
1990-1988	Four Wheel Drive (4X4)	T40207	1	
Camber Kingpin				
1990-1988	Four Wheel Drive (4X4), Dana 60 Axle, 1-1/2 Degree Maximum Positive Camber, (Eccentric Bushing, Adjustable Camber Kingpin)	K992 ‡	2	
1987	Dana 60 Axle, 1-1/2 Degree Maximum Positive Camber, (Eccentric Bushing, Adjustable Camber Kingpin)	K992 ‡	2	
King Bolt Repair Kit				
1990-1987	Dana 60 Axle, (Contains Bushing, Gasket And Oil Seal, Use With Eccentric Camber Adjusting King Pin) Dana 60 Axle, (Contains Bearings, Race, Seals, And Caps)	K6652 ‡ K8832 ‡	2 1	
Leaf Spring Bushing				
1990-1987	Front	SB320	2	
Leaf Spring Shackle Bushing				
1990-1988	Lower	SB320	2	
1987	Lower	K200911	2	
Sway Bar Bushing				
1990-1987	1" Sway Bar Diameter, (Contains Thermoplastic Bushings And Universal Mounting Bracket) 1-1/16" Sway Bar Diameter, (Contains Thermoplastic Bushings And Universal Mounting Bracket)	To Arm To Frame K6655 K8793 ‡ K7302 ‡	1 1 1	

**(Cont.) 35 Series - 1 Ton-GENERAL MOTORS TRUCK
FRONT SUSPENSION (Cont.)**

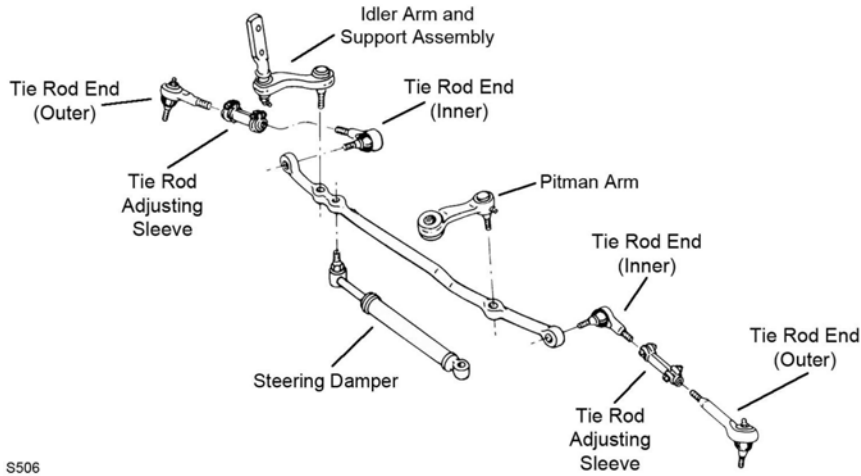
Year	Model/Application	Part	P/C Qty	Figure
V3500				
Sway Bar Bushing				
1990-1987 (Cont.)	1-1/4" Sway Bar Diameter, (Includes Universal Mounting Bracket)	To Frame	K7326 ‡	1
	7/8" Sway Bar Diameter, (Contains Thermoplastic Bushings And Universal Mounting Bracket)	To Frame	K8791 ‡	1

STEERING



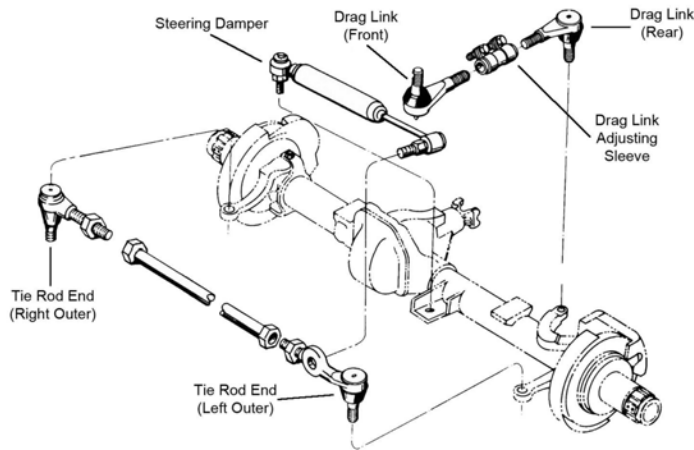
GENERAL MOTORS TRUCK-35 Series - 1 Ton (Cont.)

STEERING (Cont.)



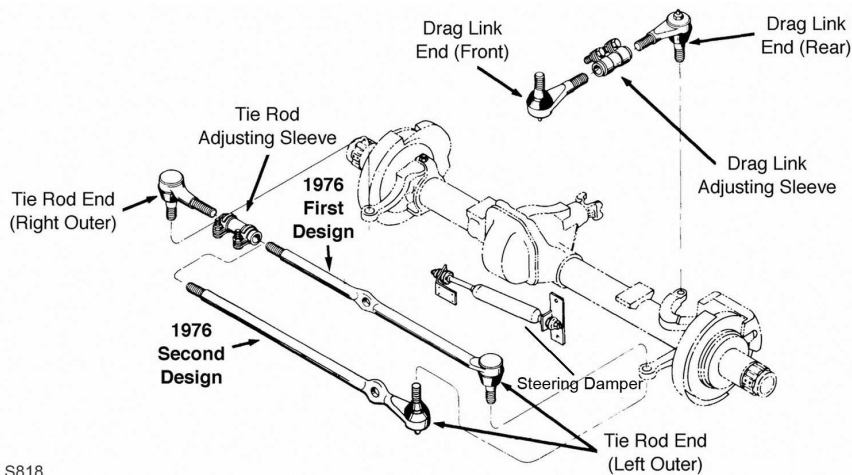
S506

S506



S518

S518



S818

S818

Year	Model/Application	Part	P/C Qty	Figure
370				
Tie Rod End				
1959-1956	7000 Lb Axle, 1.000" - 16 Threads, 3.750" Length, (Powdered Metal Gusher Brg. For Better Lubrication)	Left Outer	ES176L ‡	1
	7000 Lb Axle, 1.000" - 16 Threads, 3.750" Length, (Powdered Metal Gusher Brg. For Better Lubrication)	Right Outer	ES176R ‡	1

(Cont.) 35 Series - 1 Ton-GENERAL MOTORS TRUCK**STEERING (Cont.)**

Year	Model/Application	Part	P/C Qty	Figure
370-8				
Tie Rod End				
1959-1957	7000 Lb Axle, 1.000" - 16 Threads, 3.750" Length, (Powdered Metal Gusher Brg. For Better Lubrication)	Left Outer	ES176L ‡	1
	7000 Lb Axle, 1.000" - 16 Threads, 3.750" Length, (Powdered Metal Gusher Brg. For Better Lubrication)	Right Outer	ES176R ‡	1
1955	7000 Lb Axle, 1.000" - 16 Threads, 3.750" Length, (Powdered Metal Gusher Brg. For Better Lubrication)	Left Outer	ES176L ‡	1
	7000 Lb Axle, 1.000" - 16 Threads, 3.750" Length, (Powdered Metal Gusher Brg. For Better Lubrication)	Right Outer	ES176R ‡	1
3500				
Tie Rod End				
1966-1963	5000 Lb Axle, 1.000" - 16 Threads, 5.86" Length, (Greaseable Socket Reduces Corrosion/Wear)	Left Outer	ES330L ‡	1
	5000 Lb Axle, 1.000" - 16 Threads, 5.86" Length, (Greaseable Socket Reduces Corrosion/Wear)	Right Outer	ES330R ‡	1
B3500				
Tie Rod End				
1966-1963	5000 Lb Axle, 1.000" - 16 Threads, 5.86" Length, (Greaseable Socket Reduces Corrosion/Wear)	Left Outer	ES330L ‡	1
	5000 Lb Axle, 1.000" - 16 Threads, 5.86" Length, (Greaseable Socket Reduces Corrosion/Wear)	Right Outer	ES330R ‡	1
C3500				
Center Link				
1990-1988	4 Hole Center Link, Independent Front Suspension		DS1406	1 S506
Idler Arm				
1990	Independent Front Suspension, (Powdered Metal Gusher Brg. For Better Lubrication, Super Duty Design, Contains Bracket)		K6483T ‡	1 S506
1990-1988	(Heavy Duty Design Includes Frame Bracket, Powdered Metal Gusher Brg. For Better Lubrication)		K6390 ‡	1 S506
	Independent Front Suspension, (Improved Design, Contains Bracket)		K6331 ‡	1 S506
1989-1988	(Powdered Metal Gusher Brg. For Better Lubrication, Super Duty Design, Contains Bracket)		K6483T ‡	1 S506
1986-1983	(Greaseable Socket Reduces Corrosion/Wear)		K6247T ‡	1 S217
1982-1967	(Powdered Metal Gusher Brg. For Better Lubrication)		K6096T ‡	1 S217
Pitman Arm				
1990-1988	Independent Front Suspension, (Includes Patented Cover Plate Design For Tighter Tolerances)		K6335 ‡	1 S506
1986-1973	Manual Steering, (Powdered Metal Gusher Brg. For Better Lubrication)		K6142 ‡	1 S217
	Power Steering, (Powdered Metal Gusher Brg. For Better Lubrication)		K6143 ‡	1 S217
1972-1968	Manual Steering, (Powdered Metal Gusher Brg. For Better Lubrication)		K6130 ‡	1 S217
	Power Steering, (Powdered Metal Gusher Brg. For Better Lubrication)		K6131 ‡	1 S217
Steering Damper Bellows				
1990-1988	Except Original Equipment Steering Damper, Independent Front Suspension, (Trail Boss)	Front	SSD68	1 S506
1986-1967	(Trail Boss)	Front	SSD68	1 S217
Steering Damper Cylinder				
1990-1988	Except Original Equipment Steering Damper, Independent Front Suspension, (Super Trail Boss)	Front	SSD82	1 S506
1986-1967	(Trail Boss)	Front	SSD42	1 S217
Steering Damper Kit				
1990-1988	Except Original Equipment Steering Damper, Independent Front Suspension, (Trail Boss)	Front	SSD101	1 S506
1986-1967	(Trail Boss)	Front	SSD10	1 S217
Tie Rod Adjusting Sleeve				
1990-1988	Independent Front Suspension		ES2004S	2 S506
1986-1971			ES2004S	2 S217
1970-1967	Independent Front Suspension		ES350S	2 S217
Tie Rod End				
1990-1988	Independent Front Suspension, (Powdered Metal Gusher Brg. For Better Lubrication)	Outer	ES2836RL ‡	2 S506
	Independent Front Suspension, (Powdered Metal Gusher Brg. For Better Lubrication)	Inner	ES2837RL ‡	2 S506
1986-1971	(Powdered Metal Gusher Brg. For Better Lubrication)	Outer	ES409RT ‡	2 S217
	(Powdered Metal Gusher Brg. For Better Lubrication)	Inner	ES409LT ‡	2 S217
1970-1967	(Powdered Metal Gusher Brg. For Better Lubrication)	Outer	ES358L ‡	2 S217
	(Powdered Metal Gusher Brg. For Better Lubrication)	Inner	ES358R ‡	2 S217
G3500				
Idler Arm				
1990-1983	(Greaseable Socket Reduces Corrosion/Wear)		K6248T ‡	1 S217

GENERAL MOTORS TRUCK-35 Series - 1 Ton (Cont.)

STEERING (Cont.)

Year	Model/Application	Part	P/C Qty	Figure
G3500				
Idler Arm				
1982-1971	(Powdered Metal Gusher Brg. For Better Lubrication)	K6096T ‡	1	S217
Pitman Arm				
1990-1983	Power Steering, (Powdered Metal Gusher Brg. For Better Lubrication)	K6220 ‡	1	S217
1982-1971	Manual Steering, (Powdered Metal Gusher Brg. For Better Lubrication)	K6130 ‡	1	S217
	Power Steering, (Powdered Metal Gusher Brg. For Better Lubrication)	K6131 ‡	1	S217
Steering Damper Bellows				
1990-1983	Except Oil Cooler, Except Original Equipment Steering Damper, (Trail Boss)	Front SSD68	1	S217
1982-1971	(Trail Boss)	Front SSD68	1	S217
Steering Damper Kit				
1990-1983	Except Oil Cooler, Except Original Equipment Steering Damper, (Trail Boss)	Front SSD73	1	S217
1982-1971	(Trail Boss)	Front SSD19	1	S217
Tie Rod Adjusting Sleeve				
1990-1971		ES2004S	2	S217
Tie Rod End				
1990-1983	(Powdered Metal Gusher Brg. For Better Lubrication)	Outer ES2218RL ‡	2	S217
1990-1971	(Powdered Metal Gusher Brg. For Better Lubrication)	Inner ES409LT ‡	2	S217
1982-1973	(Powdered Metal Gusher Brg. For Better Lubrication)	Outer ES409RT ‡	2	S217
1972-1971	Front Disc, (Powdered Metal Gusher Brg. For Better Lubrication)	Outer ES409RT ‡	2	S217
K35/K3500 Pickup				
Steering Damper Bellows				
1974-1970	(Super Trail Boss) (Trail Boss)	SSD90 SSD68	1 1	
1969-1967	(Super Trail Boss) (Trail Boss)	Front SSD90 Front SSD68	1 1	
Steering Damper Cylinder				
1974-1973	(Super Trail Boss) (Trail Boss)	SSD84 SSD15	1 1	
1972-1970	(Trail Boss) Up To 2-3/4" Diameter Axle, (Super Trail Boss)	SSD48 SSD82	1 1	
1969-1967	(Trail Boss) Up To 2-3/4" Diameter Axle, (Super Trail Boss)	Front SSD48 Front SSD82	1 1	
Steering Damper Kit				
1973-1970	With 3-3/8" Diameter NAPCO Axle, (Trail Boss)	SSD11	1	
1972-1970	Up To 2-3/4" Diameter Axle, (Super Trail Boss) Up To 2-3/4" Diameter Axle, (Trail Boss)	SSD92 SSD13	1 1	
1969-1967	Up To 2-3/4" Diameter Axle, (Super Trail Boss) Up To 2-3/4" Diameter Axle, (Trail Boss) With 3-3/8" Diameter NAPCO Axle, (Trail Boss)	Front SSD92 Front SSD13 Front SSD11	1 1 1	
K3500				
Center Link				
1990-1988	5 Hole Center Link, Independent Front Suspension	DS1408	1	S506
Drag Link Adjusting Sleeve				
1986-1977	Pitman Arm To Steering Arm	ES362S	1	S518, S818
Drag Link Assembly				
1986-1977	6.34" Length, (Greaseable Socket Reduces Corrosion/Wear) 8.34" Length, (Greaseable Socket Reduces Corrosion/Wear)	At Pitman Arm ES2027L ‡ At Steering Arm ES2026R ‡	1 1	S518, S818 S518, S818
Idler Arm				
1990-1988	(Heavy Duty Design Includes Frame Bracket, Powdered Metal Gusher Brg. For Better Lubrication) (Powdered Metal Gusher Brg. For Better Lubrication, Super Duty Design, Contains Bracket)	K6390 ‡ K6483T ‡	1 1	S506 S506
Pitman Arm				
1990-1988	Power Steering, (Includes Patented Cover Plate Design For Tighter Tolerances)	K6335 ‡	1	S506
Steering Damper Bellows				
1990-1988	Except Original Equipment Steering Damper, (Super Trail Boss)	Front SSD90	1	S506
1986-1977	(Super Trail Boss) (Trail Boss)	Front SSD90 Front SSD68	1 1	S818 S818
Steering Damper Cylinder				
1990-1988	Except Original Equipment Steering Damper, (Super Trail Boss) Original Equipment Steering Damper, (Trail Boss)	Front SSD82 Front SSD56	1 1	S506 S506

(Cont.) 35 Series - 1 Ton-GENERAL MOTORS TRUCK

STEERING (Cont.)

Year	Model/Application	Part	P/C Qty	Figure
K3500				
Steering Damper Cylinder				
1986-1977	(Super Trail Boss) (Trail Boss)	Front Front	SSD84 SSD15	1 1 S818 S818
Tie Rod Adjusting Sleeve				
1990-1988			ES2004S	2 S506
1986-1977	1" - 18 Threads, 5.5" Length, (Coated For Corrosion Resistance) At Steering Arm, Right, Steering Arm To Steering Arm		ES2012S ‡	1 S818
Tie Rod End				
1990-1988	(Powdered Metal Gusher Brg. For Better Lubrication) (Powdered Metal Gusher Brg. For Better Lubrication)	Outer Inner	ES2836RL ‡ ES2838RL ‡	2 2 S506 S506
1986-1977	(Powdered Metal Gusher Brg. For Better Lubrication) (Greaseable Socket Reduces Corrosion/Wear)	Left Outer Right Outer	DS905 ‡ ES2011R ‡	1 1 S818 S818
L3500				
Tie Rod End				
1966-1965	5000 Lb Axle, 1.000" - 16 Threads, 5.86" Length, (Greaseable Socket Reduces Corrosion/Wear) 5000 Lb Axle, 1.000" - 16 Threads, 5.86" Length, (Greaseable Socket Reduces Corrosion/Wear)	Left Outer Right Outer	ES330L ‡ ES330R ‡	1 1
P3500				
Drag Link Assembly				
1990-1985	5000 Lb I-Beam Front Axle, (Complete Three Piece Assembly, Greaseable Socket Reduces Corrosion/Wear)		DS1065 ‡	1 S149, S150
1990-1973	Motor Home Chassis, 1" Sway Bar Diameter, Independent Front Suspension, 13.42" Length, (1 Piece Design)		DS842	1
Idler Arm				
1990-1985	Except Motorhome Chassis, Independent Front Suspension, (Greaseable Socket Reduces Corrosion/Wear)		K6247T ‡	1 S217
1984-1983	Step Van, Stripped-Chassis, (Greaseable Socket Reduces Corrosion/Wear)		K6247T ‡	1 S217
1982-1973	Step Van, Stripped-Chassis, (Powdered Metal Gusher Brg. For Better Lubrication)		K6096T ‡	1 S217
1972-1969	(Powdered Metal Gusher Brg. For Better Lubrication)		K6096T ‡	1 S217
1968	(Powdered Metal Gusher Brg. For Better Lubrication)		K6096T ‡	1
Pitman Arm				
1990-1985	Except Motorhome Chassis, Independent Front Suspension, Power Steering, (Powdered Metal Gusher Brg. For Better Lubrication)		K6143 ‡	1 S217
1984-1973	Step Van, Stripped-Chassis, Power Steering, (Powdered Metal Gusher Brg. For Better Lubrication)		K6143 ‡	1 S217
1980-1973	Step Van, Stripped-Chassis, Manual Steering, (Powdered Metal Gusher Brg. For Better Lubrication)		K6142 ‡	1 S217
1972-1968	Manual Steering, (Powdered Metal Gusher Brg. For Better Lubrication) Power Steering, (Powdered Metal Gusher Brg. For Better Lubrication)		K6130 ‡ K6131 ‡	1 1 S217 S217
Steering Damper Bellows				
1990-1985	I-Beam Front Axle, (Super Trail Boss)	Front	SSD90	1
Steering Damper Cylinder				
1990-1975	Motor Home Chassis, (Trail Boss)	Front	SSD70	1
Tie Rod Adjusting Sleeve				
1990-1971	Independent Front Suspension		ES2004S	2 S217
1970-1968	Independent Front Suspension		ES350S	2 S217
Tie Rod Assembly				
1990-1985	5000 Lb I-Beam Front Axle, (Straight Tie Rod End, Contains Outer Tie Rod End And Sleeve)		DS1164A	1 S149
Tie Rod End				
1990-1985	I-Beam Front Axle, 1.000" - 16 Threads, 25" Length, (Left Hand Threads) I-Beam Front Axle, 1.000" - 16 Threads, 4.93" Length, (Right Hand Threads, Greaseable Socket Reduces Corrosion/Wear) I-Beam Front Axle, 1-3/8" -12 Threads, 10.80" Length, (Left Hand Threads) I-Beam Front Axle, 1-3/8" -12 Threads, 10.80" Length, (Right Hand Threads)	Left Outer Right Outer Left Outer Right Outer	DS1074 ES2062R ‡ ES3026L ES3027R	1 1 1 1 S149 S149 S150 S150
1990-1973	Except Motor Home, Independent Front Suspension, 6.74" Length, .688" - 18 Threads, (Powdered Metal Gusher Brg. For Better Lubrication) Independent Front Suspension, 8.656" Length, .688" - 18 Threads, (Powdered Metal Gusher Brg. For Better Lubrication) Independent Front Suspension, Motor Home, 8.656" Length, .688" - 18 Threads, (Powdered Metal Gusher Brg. For Better Lubrication)	Outer Inner Outer	ES409RT ‡ ES409LT ‡ ES2000RLT ‡	2 2 2 S217 S217
1972-1971	Front Disc, Independent Front Suspension, 6.74" Length, .688" - 18 Threads, (Powdered Metal Gusher Brg. For Better Lubrication) Front Disc, Independent Front Suspension, 8.656" Length, .688" - 18 Threads, (Powdered Metal Gusher Brg. For Better Lubrication)	Outer Inner	ES409RT ‡ ES409LT ‡	2 2 S217 S217

GENERAL MOTORS TRUCK-35 Series - 1 Ton (Cont.)

STEERING (Cont.)

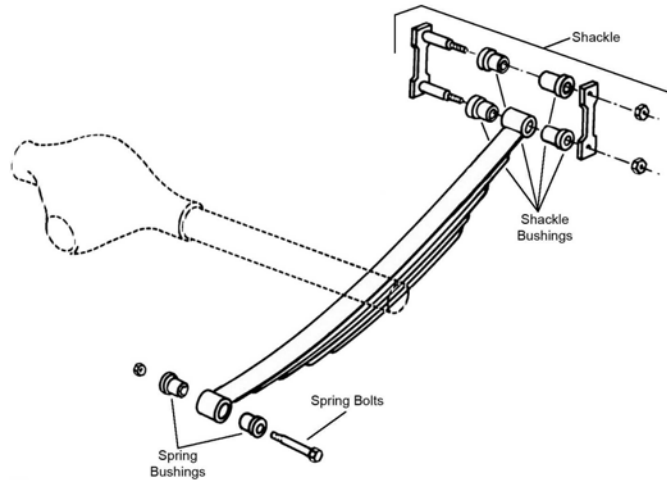
Year	Model/Application	Part	P/C Qty	Figure	
P3500					
Tie Rod End					
1970-1968	4000 Lb Axle, (Powdered Metal Gusher Brg. For Better Lubrication) 4000 Lb Axle, (Powdered Metal Gusher Brg. For Better Lubrication)	Outer Inner	ES358L ‡ ES358R ‡	2 2	S217 S217
1967-1966	4000 Lb Axle, 5000 Lb Axle, 1.000" - 16 Threads, 5.86" Length, (Greaseable Socket Reduces Corrosion/Wear) 4000 Lb Axle, 5000 Lb Axle, 1.000" - 16 Threads, 5.86" Length, (Greaseable Socket Reduces Corrosion/Wear)	Left Outer Right Outer	ES330L ‡ ES330R ‡	1 1	S217 S217
PB3500 Van					
Tie Rod End					
1966	5,000 lb. (F050) Axle, 5.86" Length, (Greaseable Socket Reduces Corrosion/Wear) 5,000 lb. (F050) Axle, 5.86" Length, (Greaseable Socket Reduces Corrosion/Wear)	Left Outer Right Outer	ES330L ‡ ES330R ‡	1 1	
PE3500					
Drag Link Assembly					
1982-1975	Independent Front Suspension, 13.42" Length		DS842	1	
Tie Rod Adjusting Sleeve					
1982-1975	Independent Front Suspension		ES2004S	2	S217
Tie Rod End					
1982-1975	Independent Front Suspension, (Powdered Metal Gusher Brg. For Better Lubrication) Independent Front Suspension, Motor Home, (Powdered Metal Gusher Brg. For Better Lubrication)	Inner Outer	ES409LT ‡ ES2000RLT ‡	2 2	S217 S217
R3500					
Idler Arm					
1990-1987	(Greaseable Socket Reduces Corrosion/Wear)		K6247T ‡	1	S217
Pitman Arm					
1990-1987	Except Variable Ratio, Power Steering, (Powdered Metal Gusher Brg. For Better Lubrication)		K6143 ‡	1	S217
1989-1987	Manual Steering, (Powdered Metal Gusher Brg. For Better Lubrication)		K6142 ‡	1	S217
Steering Damper Bellows					
1990-1987	(Trail Boss)	Front	SSD68	1	S217
Steering Damper Cylinder					
1990-1987	(Trail Boss)	Front	SSD42	1	S217
Steering Damper Kit					
1990-1987	(Trail Boss)	Front	SSD10	1	S217
Tie Rod Adjusting Sleeve					
1990-1987			ES2004S	2	S217
Tie Rod End					
1990-1987	(Powdered Metal Gusher Brg. For Better Lubrication) (Powdered Metal Gusher Brg. For Better Lubrication)	Outer Inner	ES409RT ‡ ES409LT ‡	2 2	S217 S217
S370					
Tie Rod End					
1959-1957	7000 Lb Axle, 1.000" - 16 Threads, 3.750" Length, (Powdered Metal Gusher Brg. For Better Lubrication) 7000 Lb Axle, 1.000" - 16 Threads, 3.750" Length, (Powdered Metal Gusher Brg. For Better Lubrication)	Left Outer Right Outer	ES176L ‡ ES176R ‡	1 1	
V3500					
Drag Link Adjusting Sleeve					
1990-1987		Pitman Arm To Steering Arm	ES362S	1	S818
Drag Link Assembly					
1990-1987	6.34" Length, (Greaseable Socket Reduces Corrosion/Wear) 8.34" Length, (Greaseable Socket Reduces Corrosion/Wear)	At Pitman Arm At Steering Arm	ES2027L ‡ ES2026R ‡	1 1	S818 S818
Steering Damper Bellows					
1987	(Super Trail Boss) (Trail Boss)	Front Front	SSD90 SSD68	1 1	S818 S818
Steering Damper Cylinder					
1990-1987	(Super Trail Boss)	Front	SSD84	1	S818
Tie Rod Adjusting Sleeve					
1990-1987	1" - 18 Threads, 5.5" Length, (Coated For Corrosion Resistance) At Steering Arm, Right, Steering Arm To Steering Arm		ES2012S ‡	1	S818
Tie Rod End					
1990-1987	(Powdered Metal Gusher Brg. For Better Lubrication)	Left Outer	DS905 ‡	1	S818

(Cont.) 35 Series - 1 Ton-GENERAL MOTORS TRUCK

STEERING (Cont.)

Year	Model/Application	Part	P/C Qty	Figure
V3500				
Tie Rod End				
1990-1987 (Cont.)	(Greaseable Socket Reduces Corrosion/Wear)	Right Outer	ES2011R ‡	1 S818

REAR SUSPENSION



R309

Year	Model/Application	Part	P/C Qty	Figure
260 Series				
Leaf Spring Shackle Bushing				
1942-1941	Pickup (2 Dr.)	Upper	K201108	4 R309
Lock Pin				
1947			K150327	4
1942-1941			K150327	4
280 Series				
Leaf Spring Shackle Bolt				
1950			K150305	4 R309
1947			K150305	4 R309
Leaf Spring Shackle Bushing				
1950	Pickup (2 Dr.)	Upper	K201108	4 R309
1947	Pickup (2 Dr.)	Upper	K201108	4 R309
Lock Pin				
1950			K150327	4
1947			K150327	4
300 Series				
Leaf Spring Shackle Bolt				
1947			K150305	4 R309
1942-1941			K150305	4 R309
300				
Leaf Spring Shackle Bolt				
1959-1956			K150305	4 R309
350				
Leaf Spring Shackle Bushing				
1959-1956	Cab Over Engine, Pickup (2 Dr. Flat Bed), Pickup (2 Dr.)	Upper	K201108	4 R309
350-8				
Leaf Spring Shackle Bushing				
1959-1957	Cab Over Engine, Pickup (2 Dr. Flat Bed), Pickup (2 Dr.)	Upper	K201108	4 R309
1955	Cab Over Engine, Pickup (2 Dr. Flat Bed), Pickup (2 Dr.)	Upper	K201108	4 R309
350-24				
Leaf Spring Shackle Bushing				
1955-1954	Cab Over Engine, Pickup (2 Dr. Flat Bed), Pickup (2 Dr.)	Upper	K201108	4 R309

GENERAL MOTORS TRUCK-35 Series - 1 Ton (Cont.)

REAR SUSPENSION (Cont.)

Year	Model/Application	Part	P/C Qty	Figure
350-27				
Leaf Spring Shackle Bushing				
1955-1951	Cab Over Engine, Pickup (2 Dr. Flat Bed), Pickup (2 Dr.)	Upper	K201108	4 R309
370				
Leaf Spring Shackle Bolt				
1959-1956			K150305	4 R309
Leaf Spring Shackle Bushing				
1959-1956	Pickup (2 Dr. Flat Bed), School Bus	Upper	K201108	4 R309
370-8				
Leaf Spring Shackle Bolt				
1959-1957			K150305	4 R309
1955			K150305	4 R309
Leaf Spring Shackle Bushing				
1959-1957	Pickup (2 Dr. Flat Bed), School Bus	Upper	K201108	4 R309
1955	Pickup (2 Dr. Flat Bed), School Bus	Upper	K201108	4 R309
C3500				
Leaf Spring Bolt				
1968-1967		Fixed End	K150305	2 R309
Leaf Spring Bushing				
1990-1988	Except 12500 And 15000 Lb GVW, (Design Allows Ease Of Installation) Independent Front Suspension, .575" X 1.75" X 3.00"	Front Front	K200897 ‡ SB351	1 2 R309
1986-1971	.575" X 1.75" X 3.00"	Front	SB351	2 R309
Leaf Spring Shackle				
1990-1988	(Contains Shackle, Nuts, Bolts & Bushing)	Rear	K150404	2 R309
Leaf Spring Shackle Bolt				
1968-1967			K150305	4 R309
Leaf Spring Shackle Bushing				
1990-1988	Except 12500 And 15000 Lb GVW, (Design Allows Ease Of Installation) Independent Front Suspension	To Spring Rear	K200897 ‡ SB335	1 2 R309
1986-1971		Lower	SB335	2 R309
1972-1967		Upper	K201108	4 R309
CC350				
Leaf Spring Shackle Bushing				
1946-1942	Cab Over Engine, Pickup (2 Dr. Flat Bed), Pickup (2 Dr.)	Upper	K201108	4 R309
CCS350				
Leaf Spring Shackle Bushing				
1946-1942	School Bus	Upper	K201108	4 R309
CF350				
Leaf Spring Shackle Bushing				
1946-1942	Cab Over Engine, Pickup (2 Dr. Flat Bed), Pickup (2 Dr.)	Upper	K201108	4 R309
CFW350				
Leaf Spring Shackle Bushing				
1946-1942	Cab Over Engine, Pickup (2 Dr. Flat Bed), Pickup (2 Dr.)	Upper	K201108	4 R309
CTF350				
Leaf Spring Shackle Bushing				
1946-1942	Cab Over Engine, Pickup (2 Dr. Flat Bed), Pickup (2 Dr.)	Upper	K201108	4 R309
F350				
Leaf Spring Shackle Bushing				
1959-1956	Cab Over Engine, Pickup (2 Dr. Flat Bed), Pickup (2 Dr.)	Upper	K201108	4 R309
F350-8				
Leaf Spring Shackle Bushing				
1959-1957	Cab Over Engine, Pickup (2 Dr. Flat Bed), Pickup (2 Dr.)	Upper	K201108	4 R309
1955	Cab Over Engine, Pickup (2 Dr. Flat Bed), Pickup (2 Dr.)	Upper	K201108	4 R309
F350-24				
Leaf Spring Shackle Bushing				
1955-1954	Cab Over Engine, Pickup (2 Dr. Flat Bed), Pickup (2 Dr.)	Upper	K201108	4 R309

(Cont.) 35 Series - 1 Ton-GENERAL MOTORS TRUCK**REAR SUSPENSION (Cont.)**

Year	Model/Application	Part	P/C Qty	Figure
F350-27				
Leaf Spring Shackle Bushing				
1955-1951	Cab Over Engine, Pickup (2 Dr. Flat Bed), Pickup (2 Dr.)	Upper	K201108	4 R309
FC350				
Leaf Spring Shackle Bushing				
1950-1947	Cab Over Engine, Pickup (2 Dr. Flat Bed), Pickup (2 Dr.)	Upper	K201108	4 R309
FF350				
Leaf Spring Shackle Bushing				
1953-1939	Cab Over Engine, Pickup (2 Dr. Flat Bed), Pickup (2 Dr.)	Upper	K201108	4 R309
G3500				
Leaf Spring Bushing				
1990-1979	.575" X 1.75" X 3.00"	Front	SB351	2 R309
1978-1973	Except Heavy Duty Springs, .562" X 2.00" X 2.75"	Front	SB318	2 R309
Leaf Spring Shackle Bushing				
1990-1986	Full-Size Cargo Van, Full-Size Passenger Van, 146" Wheelbase	To Spring	SB335	2 R309
	Full-Size Cargo Van, Full-Size Passenger Van, Except 146" Wheelbase	To Spring	SB319	2 R309
1990-1979	Cab-Chassis (2 Dr.), Hi-Cube Van	To Spring	SB335	2 R309
1985-1979	Full-Size Cargo Van, Full-Size Passenger Van	To Spring	SB319	2 R309
1978-1973	1.254" Outside Diameter	To Spring	SB319	2 R309
K3500				
Camber Kingpin				
1986-1977	Four Wheel Drive (4X4), Dana 60 Axle, 1-1/2 Degree Maximum Positive Camber, (Eccentric Bushing, Adjustable Camber Kingpin)		K992 ‡	2
Leaf Spring Bushing				
1990-1988	(Design Allows Ease Of Installation)	Front	K200897 ‡	1 R309
1986-1977	.575" X 1.75" X 3.00"	Front	SB351	2 R309
Leaf Spring Shackle				
1990-1988	(Contains Shackle, Nuts, Bolts & Bushing)	Rear	K150404	2 R309
Leaf Spring Shackle Bushing				
1990-1988	(Design Allows Ease Of Installation)	To Spring	K200897 ‡	1 R309
1986-1977		Lower	SB335	2 R309
P3500				
Leaf Spring Bushing				
1990-1973		Front	SB335	2 R309
Leaf Spring Shackle				
1967-1966	Double Duty		K150240	2 R309
Leaf Spring Shackle Bushing				
1990-1973		Lower	SB335	2 R309
1972-1966	Double Duty, Forward Control	Upper	K201108	4 R309
PE3500				
Leaf Spring Bushing				
1978-1975		Front	SB335	2 R309
Leaf Spring Shackle Bushing				
1982-1975		Lower	SB335	2 R309
R3500				
Leaf Spring Bushing				
1990-1987	.575" X 1.75" X 3.00"	Front	SB351	2 R309
Leaf Spring Shackle Bushing				
1990-1987		Lower	SB335	2 R309
S300-24				
Leaf Spring Shackle Bolt				
1955-1954			K150305	4 R309
S370				
Leaf Spring Shackle Bolt				
1959-1957			K150305	4 R309

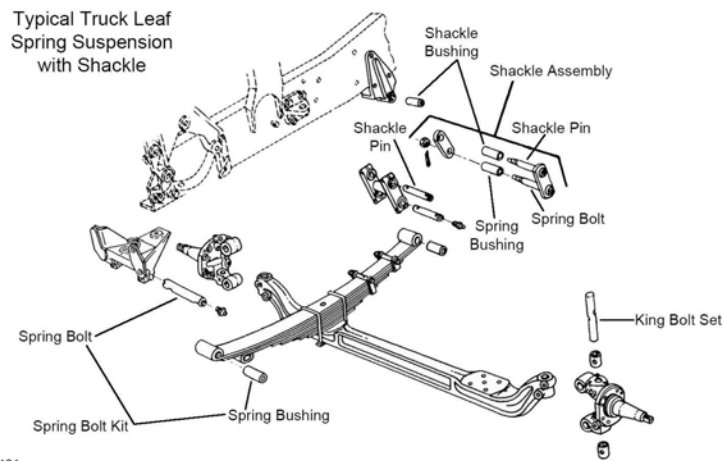
GENERAL MOTORS TRUCK-35 Series - 1 Ton (Cont.)

REAR SUSPENSION (Cont.)

Year	Model/Application	Part	P/C Qty	Figure
S370				
Leaf Spring Shackle Bushing				
1959-1957	Pickup (2 Dr. Flat Bed), School Bus	Upper	K201108	4 R309
V3500				
Camber Kingpin				
1990-1988	Four Wheel Drive (4X4), Dana 60 Axle, 1-1/2 Degree Maximum Positive Camber, (Eccentric Bushing, Adjustable Camber Kingpin)		K992 ‡	2
1987	Dana 60 Axle, 1-1/2 Degree Maximum Positive Camber, (Eccentric Bushing, Adjustable Camber Kingpin)		K992 ‡	2
Leaf Spring Bushing				
1990-1987	.575" X 1.75" X 3.00"	Front	SB351	2 R309
Leaf Spring Shackle Bushing				
1990-1987		Lower	SB335	2 R309

GENERAL MOTORS TRUCK-40, 400, 4000 Series

FRONT SUSPENSION



F121

Year	Model/Application	Part	P/C Qty	Figure
400-8				
Leaf Spring Shackle				
1955	(Center Bolt Not Included)		K150240	2
400-24				
Leaf Spring Shackle				
1955	(Center Bolt Not Included)		K150240	2
400-27				
Leaf Spring Shackle				
1955	(Center Bolt Not Included)		K150240	2
410				
Leaf Spring Shackle				
1956-1955	(Center Bolt Not Included)		K150240	2
410-8				
Leaf Spring Shackle				
1955	(Center Bolt Not Included)		K150240	2
410V				
Leaf Spring Shackle				
1955	(Center Bolt Not Included)		K150240	2
450				
Leaf Spring Bolt				
1959-1956	Conventional Cab, School Bus		K150305	4

(Cont.) 40, 400, 4000 Series-GENERAL MOTORS TRUCK**FRONT SUSPENSION (Cont.)**

Year	Model/Application	Part	P/C Qty	Figure
450				
Leaf Spring Shackle Bushing				
1955	Conventional Cab, School Bus	Lower K201000	2	
450-30				
Leaf Spring Shackle Bushing				
1954	Conventional Cab	Lower K201000	2	
1954-1952	Conventional Cab	Upper K201000	2	
CC400				
King Bolt Set				
1942-1941	.8660" X 5.312", (Contains Metal Bushing) .8760" X 5.312", (Contains Metal Bushing, Oversize)	8294B 8377B	1 1	F121 F121
CC450				
King Bolt Set				
1942-1941	.8660" X 5.312", (Contains Metal Bushing) .8760" X 5.312", (Contains Metal Bushing, Oversize)	8294B 8377B	1 1	F121 F121
CS4500				
King Bolt Set				
1972-1970	4,000 lb. (F040) Axle, .921" Pin Diameter, 5.64" Length, (Contains Metal Bushing, One Keyway) 5,000 lb. (F050) Axle, 1.109" X 6.343", (Contains Washer Bearing And Metal Bushing, One Keyway) 5,000 lb. (F050) Axle, 1.109" X 6.344", (Contains Nylon Bushing, Thrust Bearing Design, One Keyway) 5,000 lb. (F050) Axle, 1.109" X 6.344", (Metal Bushing, Thrust Bearing Design, One Keyway) 5,000 lb. (F050) Axle, 1.109" X 6.344", (Metal Bushing, Thrust Washer Design, One Keyway) 7,000 lb. Axle, 1.249" X 7.890", (Contains Nylon Bushing, One Keyway) 7,000 lb. Axle, 1.259" X 7.890", (Contains Metal Bushing, Oversize, One Keyway)	8445B 8343B 8492N 8492B 8484T 8491N 8491B010	1 1 1 1 1 1 1	
EM4500				
King Bolt Set				
1969-1967	4,000 lb. (F040) Axle, .921" Pin Diameter, 5.64" Length, (Contains Metal Bushing, One Keyway) 5,500 lb. (F055) Axle, 1.109" X 6.343", (Contains Washer Bearing And Metal Bushing, One Keyway) 5,000 lb. Axle, 5,500 lb. Axle, 1.109" X 6.344", (Contains Nylon Bushing, Thrust Bearing Design, One Keyway) 5,000 lb. Axle, 5,500 lb. Axle, 1.109" X 6.344", (Metal Bushing, Thrust Bearing Design, One Keyway) 5,000 lb. Axle, 5,500 lb. Axle, 1.109" X 6.344", (Metal Bushing, Thrust Washer Design, One Keyway) 5,500 lb. Axle, Roller Bearing .625" Thick, 1.249" X 7.890", (Contains Nylon Bushing, One Keyway)	8445B 8343B 8492N 8492B 8484T 8491N	1 1 1 1 1 1	
ES4500				
King Bolt Set				
1969-1967	4,000 lb. (F040) Axle, .921" Pin Diameter, 5.64" Length, (Contains Metal Bushing, One Keyway) 5,500 lb. (F055) Axle, 1.109" X 6.343", (Contains Washer Bearing And Metal Bushing, One Keyway) 5,000 lb. Axle, 5,500 lb. Axle, 1.109" X 6.344", (Contains Nylon Bushing, Thrust Bearing Design, One Keyway) 5,000 lb. Axle, 5,500 lb. Axle, 1.109" X 6.344", (Metal Bushing, Thrust Bearing Design, One Keyway) 5,000 lb. Axle, 5,500 lb. Axle, 1.109" X 6.344", (Metal Bushing, Thrust Washer Design, One Keyway) 5,500 lb. Axle, Roller Bearing .625" Thick, 1.249" X 7.890", (Contains Nylon Bushing, One Keyway)	8445B 8343B 8492N 8492B 8484T 8491N	1 1 1 1 1 1	
M400				
Leaf Spring Shackle				
1956-1955	(Center Bolt Not Included)	K150240	2	
M410				
Leaf Spring Shackle				
1956-1955	(Center Bolt Not Included)	K150240	2	
P4				
King Bolt Set				
1990-1980	5,000 lb. (F050) Axle, 1.179" X 6.360", (Contains Metal Bushing, One Keyway)	8570B	1	
1990-1979	5,000 lb. (F050) Axle, 1.179" X 6.360", (Contains Nylon Bushing, One Keyway)	8570N	1	
1984-1980	7,000 lb. (F070) Axle, 1.249" X 7.890", (Contains Metal Bushing, One Keyway)	8491B	1	
1984-1979	7,000 lb. (F070) Axle, 1.249" X 7.890", (Contains Nylon Bushing, One Keyway) 7,000 lb. (F070) Axle, 1.259" X 7.890", (Contains Metal Bushing, Oversize, One Keyway)	8491N 8491B010	1 1	
S450				
Leaf Spring Bolt				
1959-1956	Conventional Cab, School Bus	K150305	4	
Leaf Spring Shackle Bushing				
1955	Conventional Cab, School Bus	Lower K201000	2	

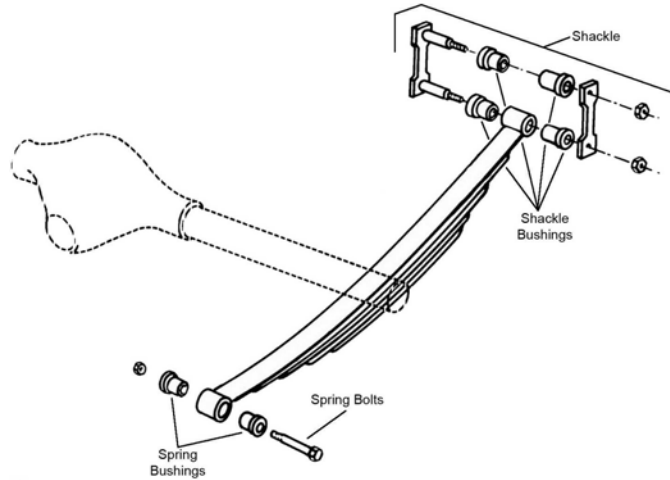
GENERAL MOTORS TRUCK-40, 400, 4000 Series (Cont.)

FRONT SUSPENSION (Cont.)

Year	Model/Application	Part	P/C Qty	Figure
W450				
Leaf Spring Bolt				
1959-1956	Conventional Cab, School Bus	K150305	4	
Leaf Spring Shackle Bushing				
1955	Conventional Cab, School Bus	Lower K201000	2	
W450-30				
Leaf Spring Shackle Bushing				
1954	Conventional Cab	Lower K201000	2	
1954-1952	Conventional Cab	Upper K201000	2	
STEERING				
Year	Model/Application	Part	P/C Qty	Figure
CS4500				
Tie Rod End				
1972-1970	5,000 lb. (F050) Axle, 1.000" - 16 Threads, 5.86" Length, (Greaseable Socket Reduces Corrosion/Wear)	Left	ES330L ‡	1
		Right	ES330R ‡	1
EM4500				
Tie Rod End				
1969-1967	5,000 lb. Axle, 5,500 lb. (F055) Axle, 1.000" - 16 Threads, 5.86" Length, (Greaseable Socket Reduces Corrosion/Wear)	Left	ES330L ‡	1
		Right	ES330R ‡	1
ES4500				
Tie Rod End				
1969-1967	5,000 lb. Axle, 5,500 lb. (F055) Axle, 1.000" - 16 Threads, 5.86" Length, (Greaseable Socket Reduces Corrosion/Wear)	Left	ES330L ‡	1
		Right	ES330R ‡	1
P4				
Drag Link Assembly				
1990-1979	5,000 lb. (F050) Axle, Hydraulic Brakes, 24.12" Length, (Greaseable Socket Reduces Corrosion/Wear)	DS1195 ‡	1	
1982-1979	7,000 lb. (F070) Axle, Hydraulic Brakes, 24.12" Center To Center	DS1196	1	
Tie Rod End				
1990-1979	5,000 lb. (F050) Axle, 1.000" - 16 Threads, 4.93" Length, (Greaseable Socket Reduces Corrosion/Wear)	Left	ES2061L ‡	1
		Right	ES2062R ‡	1
PS4500				
Tie Rod End				
1970-1967	4,000 lb. Axle, 1.000" - 16 Threads, 5.86" Length, (Greaseable Socket Reduces Corrosion/Wear)	Left	ES330L ‡	1
		Right	ES330R ‡	1
W4				
Tie Rod End				
1990-1987	Except 7 Or 8 Ton GVW, 4.133" Length, M20 X 1.50	Left Outer	ES3336L	1
		Right Outer	ES3335R	1

(Cont.) 40, 400, 4000 Series-GENERAL MOTORS TRUCK

REAR SUSPENSION



R309

Year	Model/Application	Part	P/C Qty	Figure
400-8				
Leaf Spring Shackle Bolt				
1955	Conventional Cab	Upper Rear	K150305	2
	Conventional Cab	Lower Rear	K150305	2
Leaf Spring Shackle Bushing				
1955	Conventional Cab	Upper	K201108	4
400-24				
Leaf Spring Shackle Bolt				
1955-1954	Conventional Cab	Upper Rear	K150305	2
	Conventional Cab	Lower Rear	K150305	2
Leaf Spring Shackle Bushing				
1955-1954	Conventional Cab	Upper	K201108	4
Lock Pin				
1955-1954			K150327	2
400-27				
Leaf Spring Shackle Bolt				
1955-1951	Conventional Cab	Upper Rear	K150305	2
	Conventional Cab	Lower Rear	K150305	2
Leaf Spring Shackle Bushing				
1955-1951	Conventional Cab	Upper	K201108	4
410				
Leaf Spring Shackle Bolt				
1959-1955		Upper Rear	K150305	2
		Lower Rear	K150305	2
Leaf Spring Shackle Bushing				
1959-1955		Upper	K201108	4
410-8				
Leaf Spring Shackle Bolt				
1955		Upper Rear	K150305	2
		Lower Rear	K150305	2
Leaf Spring Shackle Bushing				
1955		Upper	K201108	4
410V				
Leaf Spring Shackle Bolt				
1955		Upper Rear	K150305	2
		Lower Rear	K150305	2
Leaf Spring Shackle Bushing				
1955		Upper	K201108	4
450				
Lock Pin				
1959-1955			K150327	2

GENERAL MOTORS TRUCK-40, 400, 4000 Series (Cont.)

REAR SUSPENSION (Cont.)

Year	Model/Application	Part	P/C Qty	Figure
AC400				
Lock Pin				
1940-1939		K150327	2	
AC450				
Lock Pin				
1940-1939		K150327	2	
ACS400				
Lock Pin				
1940-1939		K150327	2	
ACS450				
Lock Pin				
1940-1939		K150327	2	
ACW400				
Lock Pin				
1940-1939		K150327	2	
AF400				
Lock Pin				
1940-1939		K150327	2	
AF450				
Lock Pin				
1940-1939		K150327	2	
CC400				
Lock Pin				
1947-1941		K150327	2	
CC450				
Lock Pin				
1947-1941		K150327	2	
CCS400				
Lock Pin				
1947-1941		K150327	2	
CCS450				
Lock Pin				
1946-1941		K150327	2	
CF450				
Leaf Spring Shackle Bushing				
1945-1941	Cab Over Engine	Upper	K201108	4
Lock Pin				
1947-1941			K150327	2
F410-8				
Leaf Spring Shackle Bolt				
1955		Upper Rear	K150305	2
		Lower Rear	K150305	2
Leaf Spring Shackle Bushing				
1955		Upper	K201108	4
F410V				
Leaf Spring Shackle Bolt				
1955		Upper Rear	K150305	2
		Lower Rear	K150305	2
Leaf Spring Shackle Bushing				
1955		Upper	K201108	4
F450				
Lock Pin				
1959-1955			K150327	2
F450-30				
Lock Pin				
1954-1952			K150327	2

(Cont.) 40, 400, 4000 Series-GENERAL MOTORS TRUCK

REAR SUSPENSION (Cont.)

Year	Model/Application	Part	P/C Qty	Figure
FC450				
Lock Pin				
1950-1947		K150327	2	
FCS450				
Lock Pin				
1950-1947		K150327	2	
FF450				
Lock Pin				
1950-1947		K150327	2	
HCW400				
Leaf Spring Shackle Bolt				
1951	Conventional Cab	Upper Rear	K150305	2
	Conventional Cab	Lower Rear	K150305	2
Leaf Spring Shackle Bushing				
1951	Conventional Cab	Upper	K201108	4
M400				
Leaf Spring Shackle Bolt				
1959-1955	Conventional Cab	Upper Rear	K150305	2
	Conventional Cab	Lower Rear	K150305	2
Leaf Spring Shackle Bushing				
1956-1955	Conventional Cab	Upper	K201108	4
M400-27				
Leaf Spring Shackle Bolt				
1954-1953	Conventional Cab	Upper Rear	K150305	2
	Conventional Cab	Lower Rear	K150305	2
Leaf Spring Shackle Bushing				
1954-1953	Conventional Cab	Upper	K201108	4
M410				
Leaf Spring Shackle Bolt				
1959-1955		Upper Rear	K150305	2
		Lower Rear	K150305	2
Leaf Spring Shackle Bushing				
1959-1955		Upper	K201108	4
S400-24				
Leaf Spring Bushing				
1954	School Bus	Fixed End	K201104	2 R309
Lock Pin				
1955-1954		K150327	2	
S400-27				
Leaf Spring Bushing				
1954-1952	School Bus	Fixed End	K201104	2 R309
Lock Pin				
1955-1951		K150327	2	
S450				
Lock Pin				
1959-1955		K150327	2	
S450-30				
Lock Pin				
1954-1952		K150327	2	
W450				
Lock Pin				
1959-1955		K150327	2	
W450-30				
Lock Pin				
1954-1952		K150327	2	

GENERAL MOTORS TRUCK-50, 500, 5000 Series

FRONT SUSPENSION

Year	Model/Application	Part	P/C Qty	Figure
C5000				
King Bolt Set				
1990	8,000 lb. (FL1) Axle, 8,100 lb. (FL1) Axle, 1.614" X 8.035", (Contains Metal Bushing, Non Tapered Thread)	8659B	1	
1990-1980	7,000 lb. (F070) Axle, 1.249" X 7.890", (Contains Metal Bushing, One Keyway) 7,000 lb. (F070) Axle, 1.249" X 7.890", (Contains Nylon Bushing, One Keyway) 7,000 lb. (F070) Axle, 1.259" X 7.890", (Contains Metal Bushing, Oversize, One Keyway) 5,000 lb. (F050) Axle, 2nd Design, 1.179" X 6.360", (Contains Metal Bushing, One Keyway)	8491B 8491N 8491B010 8570B	1 1 1 1	
1990-1979	5,000 lb. (F050) Axle, 1.179" X 6.360", (Contains Nylon Bushing, One Keyway) 5,000 lb. (F050) Axle, 1.189" X 6.360", (Contains Metal Bushing, Oversize, One Keyway)	8570N 8570B010	1 1	
CE5500				
King Bolt Set				
1978-1975	5,000 lb. (F050) Axle, 1.179" X 6.360", (Contains Nylon Bushing, One Keyway)	8570N	1	
1978-1969	5,000 lb. (F050) Axle, 1.189" X 6.360", (Contains Metal Bushing, Oversize, One Keyway)	8570B010	1	
1975-1969	5,000 lb. (F050) Axle, 9,000 lb. Axle, 1.109" X 6.344", (Contains Nylon Bushing, Thrust Bearing Design, One Keyway) 5,000 lb. (F050) Axle, 9,000 lb. Axle, 1.109" X 6.344", (Metal Bushing, Thrust Bearing Design, One Keyway) 9,000 lb. Axle, 1.186/1.434" X 8.750", (Contains Metal Bushing, Tapered Bolt) 9,000 lb. Axle, 1.186/1.434" X 8.750", (Contains Nylon Bushing, Tapered Bolt)	8492N 8492B 8462B 8462N	1 1 1 1	
1974-1969	5,000 lb. (F050) Axle, 1.109" X 6.343", (Contains Washer Bearing And Metal Bushing, One Keyway)	8343B	1	
1972-1969	7,000 lb. (F070) Axle, 1.249" X 7.890", (Contains Nylon Bushing, One Keyway) 7,000 lb. (F070) Axle, 1.259" X 7.890", (Contains Metal Bushing, Oversize, One Keyway)	8491N 8491B010	1 1	
CG5500				
King Bolt Set				
1978-1975	5,000 lb. (F050) Axle, 1.179" X 6.360", (Contains Nylon Bushing, One Keyway)	8570N	1	
1978-1970	5,000 lb. (F050) Axle, 1.189" X 6.360", (Contains Metal Bushing, Oversize, One Keyway)	8570B010	1	
1975-1970	5,000 lb. (F050) Axle, 9,000 lb. Axle, 1.109" X 6.344", (Contains Nylon Bushing, Thrust Bearing Design, One Keyway) 5,000 lb. (F050) Axle, 9,000 lb. Axle, 1.109" X 6.344", (Metal Bushing, Thrust Bearing Design, One Keyway) 9,000 lb. Axle, 1.186/1.434" X 8.750", (Contains Metal Bushing, Tapered Bolt) 9,000 lb. Axle, 1.186/1.434" X 8.750", (Contains Nylon Bushing, Tapered Bolt)	8492N 8492B 8462B 8462N	1 1 1 1	
1974-1970	5,000 lb. (F050) Axle, 1.109" X 6.343", (Contains Washer Bearing And Metal Bushing, One Keyway)	8343B	1	
1972-1970	7,000 lb. (F070) Axle, 1.249" X 7.890", (Contains Nylon Bushing, One Keyway) 7,000 lb. (F070) Axle, 1.259" X 7.890", (Contains Metal Bushing, Oversize, One Keyway)	8491N 8491B010	1 1	
CM5500				
King Bolt Set				
1978-1975	5,000 lb. (F050) Axle, 1.179" X 6.360", (Contains Nylon Bushing, One Keyway)	8570N	1	
1978-1970	5,000 lb. (F050) Axle, 1.189" X 6.360", (Contains Metal Bushing, Oversize, One Keyway)	8570B010	1	
1975-1970	5,000 lb. (F050) Axle, 9,000 lb. Axle, 1.109" X 6.344", (Contains Nylon Bushing, Thrust Bearing Design, One Keyway) 5,000 lb. (F050) Axle, 9,000 lb. Axle, 1.109" X 6.344", (Metal Bushing, Thrust Bearing Design, One Keyway) 9,000 lb. Axle, 1.186/1.434" X 8.750", (Contains Metal Bushing, Tapered Bolt) 9,000 lb. Axle, 1.186/1.434" X 8.750", (Contains Nylon Bushing, Tapered Bolt)	8492N 8492B 8462B 8462N	1 1 1 1	
1974-1970	5,000 lb. (F050) Axle, 1.109" X 6.343", (Contains Washer Bearing And Metal Bushing, One Keyway)	8343B	1	
1972-1970	7,000 lb. (F070) Axle, 1.249" X 7.890", (Contains Nylon Bushing, One Keyway) 7,000 lb. (F070) Axle, 1.259" X 7.890", (Contains Metal Bushing, Oversize, One Keyway)	8491N 8491B010	1 1	
CS5000				
King Bolt Set				
1978-1975	5,000 lb. (F050) Axle, 5,500 lb. Axle, 1.179" X 6.360", (Contains Nylon Bushing, One Keyway) 5,000 lb. (F050) Axle, 1.189" X 6.360", (Contains Metal Bushing, Oversize, One Keyway)	8570N 8570B010	1 1	
1975-1973	5,000 lb. (F050) Axle, 1.109" X 6.343", (Contains Washer Bearing And Metal Bushing, One Keyway) 5,000 lb. (F050) Axle, 5,500 lb. Axle, 1.109" X 6.344", (Contains Nylon Bushing, Thrust Bearing Design, One Keyway) 5,000 lb. (F050) Axle, 5,500 lb. Axle, 1.109" X 6.344", (Metal Bushing, Thrust Bearing Design, One Keyway)	8343B 8492N 8492B	1 1 1	
CS5500				
King Bolt Set				
1972-1970	5,000 lb. (F050) Axle, 1.109" X 6.343", (Contains Washer Bearing And Metal Bushing, One Keyway) 5,000 lb. (F050) Axle, 5,500 lb. Axle, 9,000 lb. Axle, 1.109" X 6.344", (Contains Nylon Bushing, Thrust Bearing Design, One Keyway) 5,000 lb. (F050) Axle, 5,500 lb. Axle, 9,000 lb. Axle, 1.109" X 6.344", (Metal Bushing, Thrust Bearing Design, One Keyway) 9,000 lb. Axle, 1.186/1.434" X 8.750", (Contains Metal Bushing, Tapered Bolt) 9,000 lb. Axle, 1.186/1.434" X 8.750", (Contains Nylon Bushing, Tapered Bolt)	8343B 8492N 8492B 8462B 8462N	1 1 1 1 1	

**(Cont.) 50, 500, 5000 Series—GENERAL MOTORS TRUCK
FRONT SUSPENSION (Cont.)**

Year	Model/Application	Part	P/C Qty	Figure
CS5500				
King Bolt Set				
1972-1970 (Cont.)	9,000 lb. Axle, 1.189" X 6.360", (Contains Metal Bushing, Oversize, One Keyway)	8570B010	1	
	7,000 lb. (F070) Axle, 1.249" X 7.890", (Contains Nylon Bushing, One Keyway)	8491N	1	
	7,000 lb. (F070) Axle, 1.259" X 7.890", (Contains Metal Bushing, Oversize, One Keyway)	8491B010	1	
EG5500				
King Bolt Set				
1969-1967	5,000 lb. Axle, 5,500 lb. (F055) Axle, 1.109" X 6.344", (Contains Nylon Bushing, Thrust Bearing Design, One Keyway)	8492N	1	
	5,000 lb. Axle, 5,500 lb. (F055) Axle, 1.109" X 6.344", (Metal Bushing, Thrust Bearing Design, One Keyway)	8492B	1	
	5,500 lb. (F055) Axle, 1.109" X 6.344", (Metal Bushing, Thrust Washer Design, One Keyway)	8484T	1	
	9,000 lb. Axle, 1.186/1.434" X 8.750", (Contains Metal Bushing, Tapered Bolt)	8462B	1	
	9,000 lb. Axle, 1.186/1.434" X 8.750", (Contains Nylon Bushing, Tapered Bolt)	8462N	1	
	7,000 lb. (F070) Axle, Roller Bearing .625" Thick, 1.249" X 7.890", (Contains Nylon Bushing, One Keyway)	8491N	1	
	7,000 lb. (F070) Axle, Roller Bearing .625" Thick, 1.259" X 7.890", (Contains Metal Bushing, Oversize, One Keyway)	8491B010	1	
EM5500				
King Bolt Set				
1969-1967	5,000 lb. Axle, 5,500 lb. (F055) Axle, 1.109" X 6.344", (Contains Nylon Bushing, Thrust Bearing Design, One Keyway)	8492N	1	
	5,000 lb. Axle, 5,500 lb. (F055) Axle, 1.109" X 6.344", (Metal Bushing, Thrust Bearing Design, One Keyway)	8492B	1	
	5,500 lb. (F055) Axle, 1.109" X 6.344", (Metal Bushing, Thrust Washer Design, One Keyway)	8484T	1	
	9,000 lb. Axle, 1.186/1.434" X 8.750", (Contains Metal Bushing, Tapered Bolt)	8462B	1	
	9,000 lb. Axle, 1.186/1.434" X 8.750", (Contains Nylon Bushing, Tapered Bolt)	8462N	1	
	7,000 lb. (F070) Axle, Roller Bearing .625" Thick, 1.249" X 7.890", (Contains Nylon Bushing, One Keyway)	8491N	1	
	7,000 lb. (F070) Axle, Roller Bearing .625" Thick, 1.259" X 7.890", (Contains Metal Bushing, Oversize, One Keyway)	8491B010	1	
ES5500				
King Bolt Set				
1969-1967	5,000 lb. Axle, 5,500 lb. (F055) Axle, 1.109" X 6.344", (Contains Nylon Bushing, Thrust Bearing Design, One Keyway)	8492N	1	
	5,000 lb. Axle, 5,500 lb. (F055) Axle, 1.109" X 6.344", (Metal Bushing, Thrust Bearing Design, One Keyway)	8492B	1	
	5,500 lb. (F055) Axle, 1.109" X 6.344", (Metal Bushing, Thrust Washer Design, One Keyway)	8484T	1	
	9,000 lb. Axle, 1.186/1.434" X 8.750", (Contains Metal Bushing, Tapered Bolt)	8462B	1	
	9,000 lb. Axle, 1.186/1.434" X 8.750", (Contains Nylon Bushing, Tapered Bolt)	8462N	1	
	7,000 lb. (F070) Axle, Roller Bearing .625" Thick, 1.249" X 7.890", (Contains Nylon Bushing, One Keyway)	8491N	1	
	7,000 lb. (F070) Axle, Roller Bearing .625" Thick, 1.259" X 7.890", (Contains Metal Bushing, Oversize, One Keyway)	8491B010	1	
HG5500				
King Bolt Set				
1967-1966	5,000 lb. (F050) Axle, 5,500 lb. (F055) Axle, 1.109" X 6.344", (Contains Nylon Bushing, Thrust Bearing Design, One Keyway)	8492N	1	
	5,000 lb. (F050) Axle, 5,500 lb. (F055) Axle, 1.109" X 6.344", (Metal Bushing, Thrust Bearing Design, One Keyway)	8492B	1	
	7,000 lb. (F070) Axle, Roller Bearing .625" Thick, 1.249" X 7.890", (Contains Nylon Bushing, One Keyway)	8491N	1	
	7,000 lb. (F070) Axle, Roller Bearing .625" Thick, 1.259" X 7.890", (Contains Metal Bushing, Oversize, One Keyway)	8491B010	1	
1967-1965	9,000 lb. Axle, 1.186/1.434" X 8.750", (Contains Metal Bushing, Tapered Bolt)	8462B	1	
	9,000 lb. Axle, 1.186/1.434" X 8.750", (Contains Nylon Bushing, Tapered Bolt)	8462N	1	
1966-1965	11,000 lb. Axle, 1.309/1.607" X 9.750", (Contains Metal Bushing, Tapered Bolt)	8386B	1	
	11,000 lb. Axle, 1.309/1.607" X 9.750", (Tapered Bolt, Contains Nylon Bushing)	8386N	1	
HM5500				
King Bolt Set				
1969-1966	5,000 lb. (F050) Axle, 5,500 lb. (F055) Axle, 1.109" X 6.344", (Contains Nylon Bushing, Thrust Bearing Design, One Keyway)	8492N	1	
	5,000 lb. (F050) Axle, 5,500 lb. (F055) Axle, 1.109" X 6.344", (Metal Bushing, Thrust Bearing Design, One Keyway)	8492B	1	
	9,000 lb. Axle, 1.186/1.434" X 8.750", (Contains Metal Bushing, Tapered Bolt)	8462B	1	
	9,000 lb. Axle, 1.186/1.434" X 8.750", (Contains Nylon Bushing, Tapered Bolt)	8462N	1	
	7,000 lb. (F070) Axle, Roller Bearing .625" Thick, 1.249" X 7.890", (Contains Nylon Bushing, One Keyway)	8491N	1	
	7,000 lb. (F070) Axle, Roller Bearing .625" Thick, 1.259" X 7.890", (Contains Metal Bushing, Oversize, One Keyway)	8491B010	1	

GENERAL MOTORS TRUCK-50, 500, 5000 Series (Cont.)

FRONT SUSPENSION (Cont.)

Year	Model/Application	Part	P/C Qty	Figure
HM5500				
King Bolt Set				
1966	11,000 lb. Axle, 1.309/1.607" X 9.750", (Contains Metal Bushing, Tapered Bolt)	8386B	1	
	11,000 lb. Axle, 1.309/1.607" X 9.750", (Tapered Bolt, Contains Nylon Bushing)	8386N	1	
L5000				
King Bolt Set				
1965-1964	5,000 lb. Axle, 1.109" X 6.344", (Contains Nylon Bushing, Thrust Bearing Design, One Keyway)	8492N	1	
	5,000 lb. Axle, 1.109" X 6.344", (Metal Bushing, Thrust Bearing Design, One Keyway)	8492B	1	
1965-1963	4,000 lb. Axle, .921" Pin Diameter, 5.64" Length, (Contains Metal Bushing, One Keyway)	8445B	1	
	5,000 lb. Axle, 1.109" X 6.344", (Metal Bushing, Thrust Washer Design, One Keyway)	8484T	1	
	9,000 lb. Axle, 1.186/1.434" X 8.750", (Contains Metal Bushing, Tapered Bolt)	8462B	1	
	9,000 lb. Axle, 1.186/1.434" X 8.750", (Contains Nylon Bushing, Tapered Bolt)	8462N	1	
	7,000 lb. Axle, 1.249" X 7.890", (Contains Nylon Bushing, One Keyway)	8491N	1	
	7,000 lb. Axle, 1.259" X 7.890", (Contains Metal Bushing, Oversize, One Keyway)	8491B010	1	
	11,000 lb. Axle, 1.309/1.607" X 9.750", (Contains Metal Bushing, Tapered Bolt)	8386B	1	
	11,000 lb. Axle, 1.309/1.607" X 9.750", (Tapered Bolt, Contains Nylon Bushing)	8386N	1	
MW550				
Leaf Spring Bolt				
1959-1957	Rear Tandem Axle, Conventional Cab	K150305	4	
S5000				
King Bolt Set				
1965	7,000 lb. Axle, 1.249" X 7.890", (Contains Nylon Bushing, One Keyway)	8491N	1	
	7,000 lb. Axle, 1.259" X 7.890", (Contains Metal Bushing, Oversize, One Keyway)	8491B010	1	
1965-1964	5,000 lb. Axle, 1.109" X 6.344", (Contains Nylon Bushing, Thrust Bearing Design, One Keyway)	8492N	1	
	5,000 lb. Axle, 1.109" X 6.344", (Metal Bushing, Thrust Bearing Design, One Keyway)	8492B	1	
1965-1963	4,000 lb. Axle, .921" Pin Diameter, 5.64" Length, (Contains Metal Bushing, One Keyway)	8445B	1	
	9,000 lb. Axle, 1.186/1.434" X 8.750", (Contains Metal Bushing, Tapered Bolt)	8462B	1	
	9,000 lb. Axle, 1.186/1.434" X 8.750", (Contains Nylon Bushing, Tapered Bolt)	8462N	1	
1964	7,000 lb. Axle, Roller Bearing .625" Thick, 1.249" X 7.890", (Contains Nylon Bushing, One Keyway)	8491N	1	
	7,000 lb. Axle, Roller Bearing .625" Thick, 1.259" X 7.890", (Contains Metal Bushing, Oversize, One Keyway)	8491B010	1	
1964-1963	5,000 lb. Axle, 1.109" X 6.344", (Metal Bushing, Thrust Washer Design, One Keyway)	8484T	1	
SE5500				
King Bolt Set				
1972-1971	5,000 lb. (F050) Axle, 1.109" X 6.343", (Contains Washer Bearing And Metal Bushing, One Keyway)	8343B	1	
1972-1970	9,000 lb. Axle, 1.186/1.434" X 8.750", (Contains Metal Bushing, Tapered Bolt)	8462B	1	
	9,000 lb. Axle, 1.186/1.434" X 8.750", (Contains Nylon Bushing, Tapered Bolt)	8462N	1	
	7,000 lb. (F070) Axle, Roller Bearing .625" Thick, 1.249" X 7.890", (Contains Nylon Bushing, One Keyway)	8491N	1	
	7,000 lb. (F070) Axle, Roller Bearing .625" Thick, 1.259" X 7.890", (Contains Metal Bushing, Oversize, One Keyway)	8491B010	1	
SG5500				
King Bolt Set				
1972-1971	5,000 lb. (F050) Axle, 1.109" X 6.343", (Contains Washer Bearing And Metal Bushing, One Keyway)	8343B	1	
1972-1967	9,000 lb. Axle, 1.186/1.434" X 8.750", (Contains Metal Bushing, Tapered Bolt)	8462B	1	
	9,000 lb. Axle, 1.186/1.434" X 8.750", (Contains Nylon Bushing, Tapered Bolt)	8462N	1	
	7,000 lb. (F070) Axle, Roller Bearing .625" Thick, 1.249" X 7.890", (Contains Nylon Bushing, One Keyway)	8491N	1	
	7,000 lb. (F070) Axle, Roller Bearing .625" Thick, 1.259" X 7.890", (Contains Metal Bushing, Oversize, One Keyway)	8491B010	1	
1969-1967	5,500 lb. (F055) Axle, 1.109" X 6.344", (Contains Nylon Bushing, Thrust Bearing Design, One Keyway)	8492N	1	
	5,500 lb. (F055) Axle, 1.109" X 6.344", (Metal Bushing, Thrust Bearing Design, One Keyway)	8492B	1	
	5,500 lb. (F055) Axle, 1.109" X 6.344", (Metal Bushing, Thrust Washer Design, One Keyway)	8484T	1	
SM5500				
King Bolt Set				
1972-1971	5,000 lb. (F050) Axle, 1.109" X 6.343", (Contains Washer Bearing And Metal Bushing, One Keyway)	8343B	1	
1972-1967	9,000 lb. Axle, 1.186/1.434" X 8.750", (Contains Metal Bushing, Tapered Bolt)	8462B	1	
	9,000 lb. Axle, 1.186/1.434" X 8.750", (Contains Nylon Bushing, Tapered Bolt)	8462N	1	
	7,000 lb. (F070) Axle, Roller Bearing .625" Thick, 1.249" X 7.890", (Contains Nylon Bushing, One Keyway)	8491N	1	
	7,000 lb. (F070) Axle, Roller Bearing .625" Thick, 1.259" X 7.890", (Contains Metal Bushing, Oversize, One Keyway)	8491B010	1	
1969-1967	5,500 lb. (F055) Axle, 1.109" X 6.344", (Contains Nylon Bushing, Thrust Bearing Design, One Keyway)	8492N	1	
	5,500 lb. (F055) Axle, 1.109" X 6.344", (Metal Bushing, Thrust Bearing Design, One Keyway)	8492B	1	
	5,500 lb. (F055) Axle, 1.109" X 6.344", (Metal Bushing, Thrust Washer Design, One Keyway)	8484T	1	

**(Cont.) 50, 500, 5000 Series-GENERAL MOTORS TRUCK
FRONT SUSPENSION (Cont.)**

Year	Model/Application	Part	P/C Qty	Figure
SS5500				
King Bolt Set				
1972-1971	5,000 lb. (F050) Axle, 1.109" X 6.343", (Contains Washer Bearing And Metal Bushing, One Keyway)	8343B	1	
1972-1970	9,000 lb. Axle, 1.186/1.434" X 8.750", (Contains Metal Bushing, Tapered Bolt) 9,000 lb. (F090) Axle, 1.186/1.434" X 8.750", (Contains Nylon Bushing, Tapered Bolt) 7,000 lb. (F070) Axle, Roller Bearing .625" Thick, 1.249" X 7.890", (Contains Nylon Bushing, One Keyway) 7,000 lb. (F070) Axle, Roller Bearing .625" Thick, 1.259" X 7.890", (Contains Metal Bushing, Oversize, One Keyway)	8462B 8462N 8491N 8491B010	1 1 1 1	
TE5500				
King Bolt Set				
1972-1970	5,000 lb. Axle, 1.109" X 6.344", (Contains Nylon Bushing, Thrust Bearing Design, One Keyway) 9,000 lb. (F090) Axle, 1.186/1.434" X 8.750", (Contains Metal Bushing, Tapered Bolt) 9,000 lb. (F090) Axle, 1.186/1.434" X 8.750", (Contains Nylon Bushing, Tapered Bolt) 11,000 lb. Axle, 1.309/1.607" X 9.750", (Contains Metal Bushing, Tapered Bolt) 11,000 lb. Axle, 1.309/1.607" X 9.750", (Tapered Bolt, Contains Nylon Bushing) 7,000 lb. (F070) Axle, Roller Bearing .625" Thick, 1.249" X 7.890", (Contains Nylon Bushing, One Keyway) 7,000 lb. (F070) Axle, Roller Bearing .625" Thick, 1.259" X 7.890", (Contains Metal Bushing, Oversize, One Keyway)	8492N 8462B 8462N 8386B 8386N 8491N 8491B010	1 1 1 1 1 1 1	
TG5500				
King Bolt Set				
1972	5,000 lb. Axle, 1.109" X 6.344", (Metal Bushing, Thrust Bearing Design, One Keyway) 11,000 lb. Axle, 1.309/1.607" X 9.750", (Contains Metal Bushing, Tapered Bolt) 11,000 lb. Axle, 1.309/1.607" X 9.750", (Tapered Bolt, Contains Nylon Bushing)	8492B 8386B 8386N	1 1 1	
1972-1970	5,000 lb. Axle, 1.109" X 6.344", (Contains Nylon Bushing, Thrust Bearing Design, One Keyway) 9,000 lb. (F090) Axle, 1.186/1.434" X 8.750", (Contains Metal Bushing, Tapered Bolt) 9,000 lb. (F090) Axle, 1.186/1.434" X 8.750", (Contains Nylon Bushing, Tapered Bolt) 7,000 lb. (F070) Axle, Roller Bearing .625" Thick, 1.249" X 7.890", (Contains Nylon Bushing, One Keyway) 7,000 lb. (F070) Axle, Roller Bearing .625" Thick, 1.259" X 7.890", (Contains Metal Bushing, Oversize, One Keyway)	8492N 8462B 8462N 8491N 8491B010	1 1 1 1 1	
TM5500				
King Bolt Set				
1972-1970	5,000 lb. Axle, 1.109" X 6.344", (Contains Nylon Bushing, Thrust Bearing Design, One Keyway) 9,000 lb. (F090) Axle, 1.186/1.434" X 8.750", (Contains Metal Bushing, Tapered Bolt) 9,000 lb. (F090) Axle, 1.186/1.434" X 8.750", (Contains Nylon Bushing, Tapered Bolt) 7,000 lb. (F070) Axle, Roller Bearing .625" Thick, 1.249" X 7.890", (Contains Nylon Bushing, One Keyway) 7,000 lb. (F070) Axle, Roller Bearing .625" Thick, 1.259" X 7.890", (Contains Metal Bushing, Oversize, One Keyway)	8492N 8462B 8462N 8491N 8491B010	1 1 1 1 1	
W550				
Leaf Spring Bolt				
1959-1957	Rear Tandem Axle, Conventional Cab	K150305	4	
STEERING				
Year	Model/Application	Part	P/C Qty	Figure
C5000				
Drag Link Assembly				
1990	8,000 lb. (FL1) Axle, 11,000 lb. (FL2) Axle, Air Brakes, 20.28" Center To Center 8,000 lb. (FL1) Axle, 11,000 lb. (FL2) Axle, Hydraulic Brakes, 20.65" Center To Center	DS1277 DS1216	1 1	
1990-1979	5,000 lb. (F050) Axle, 17" Center To Center, (Greaseable Socket Reduces Corrosion/Wear)	DS1064 ‡	1	
Tie Rod End				
1990	8,100 lb. (FL1) Axle, Bead Clamp Retainer, 1.000" - 16 Threads, 5.00" Length 8,100 lb. (FL1) Axle, Bead Clamp Retainer, 1.000" - 16 Threads, 5.00" Length	Left ES3268L Right ES3269R	1 1	
1990-1988	7,000 lb. (F070) Axle, 10.080" Length 7,000 lb. (F070) Axle, 10.080" Length 5,000 lb. (F050) Axle, 7,000 lb. (F070) Axle, 4.93" Length, (Greaseable Socket Reduces Corrosion/Wear) 5,000 lb. (F050) Axle, 7,000 lb. (F070) Axle, 4.93" Length, (Greaseable Socket Reduces Corrosion/Wear)	Left Outer ES3026L Right Outer ES3027R Left Outer ES2061L ‡ Right Outer ES2062R ‡	1 1 1 1	
1987-1979	5,000 lb. (F0500) Axle, 1.000" - 16 Threads, 4.93" Length, (Greaseable Socket Reduces Corrosion/Wear) 5,000 lb. (F0500) Axle, 1.000" - 16 Threads, 4.93" Length, (Greaseable Socket Reduces Corrosion/Wear)	Left ES2061L ‡ Right ES2062R ‡	1 1	

GENERAL MOTORS TRUCK-50, 500, 5000 Series (Cont.)

STEERING (Cont.)

Year	Model/Application	Part	P/C Qty	Figure
CE5500				
Tie Rod End				
1978-1977	5,000 lb. (F050) Axle, 1.000" - 16 Threads, 4.93" Length, (Greaseable Socket Reduces Corrosion/Wear)	Left	ES2061L ‡	1
		Right	ES2062R ‡	1
1977-1969	5,000 lb. (F050) Axle, 5,500 lb. Axle, 1.000" - 16 Threads, 5.86" Length, (Greaseable Socket Reduces Corrosion/Wear)	Left	ES330L ‡	1
		Right	ES330R ‡	1
1972-1971	9,000 lb. Axle, 1.000" - 16 Threads, 3.750" Length, (Powdered Metal Gusher Brg. For Better Lubrication)	Left	ES176L ‡	1
		Right	ES176R ‡	1
CG5500				
Tie Rod End				
1978-1977	5,000 lb. (F050) Axle, 1.000" - 16 Threads, 4.93" Length, (Greaseable Socket Reduces Corrosion/Wear)	Left	ES2061L ‡	1
		Right	ES2062R ‡	1
1977-1970	5,000 lb. (F050) Axle, 5,500 lb. Axle, 1.000" - 16 Threads, 5.86" Length, (Greaseable Socket Reduces Corrosion/Wear)	Left	ES330L ‡	1
		Right	ES330R ‡	1
CM5500				
Tie Rod End				
1978-1977	5,000 lb. (F050) Axle, 1.000" - 16 Threads, 4.93" Length, (Greaseable Socket Reduces Corrosion/Wear)	Left	ES2061L ‡	1
		Right	ES2062R ‡	1
1977-1970	5,000 lb. (F050) Axle, 5,500 lb. Axle, 1.000" - 16 Threads, 5.86" Length, (Greaseable Socket Reduces Corrosion/Wear)	Left	ES330L ‡	1
		Right	ES330R ‡	1
CS5000				
Drag Link Assembly				
1978-1975	5,000 lb. (F050) Axle, 17" Center To Center, (Greaseable Socket Reduces Corrosion/Wear)	DS1064 ‡	1	
Tie Rod End				
1978-1977	5,000 lb. (F0500) Axle, 1.000" - 16 Threads, 4.93" Length, (Greaseable Socket Reduces Corrosion/Wear)	Left	ES2061L ‡	1
		Right	ES2062R ‡	1
1977-1973	5,000 lb. (F0500) Axle, 1.000" - 16 Threads, 5.86" Length, (Greaseable Socket Reduces Corrosion/Wear)	Left	ES330L ‡	1
		Right	ES330R ‡	1
CS5500				
Tie Rod End				
1972-1970	5,000 lb. (F050) Axle, 5,500 lb. Axle, 1.000" - 16 Threads, 5.86" Length, (Greaseable Socket Reduces Corrosion/Wear)	Left	ES330L ‡	1
		Right	ES330R ‡	1
EG5500				
Tie Rod End				
1969-1967	5,000 lb. Axle, 5,500 lb. (F055) Axle, 1.000" - 16 Threads, 5.86" Length, (Greaseable Socket Reduces Corrosion/Wear)	Left	ES330L ‡	1
		Right	ES330R ‡	1
EM5500				
Tie Rod End				
1969-1967	5,000 lb. Axle, 5,500 lb. (F055) Axle, 1.000" - 16 Threads, 5.86" Length, (Greaseable Socket Reduces Corrosion/Wear)	Left	ES330L ‡	1
		Right	ES330R ‡	1

(Cont.) 50, 500, 5000 Series-GENERAL MOTORS TRUCK**STEERING (Cont.)**

Year	Model/Application	Part	P/C Qty	Figure
ES5500				
Tie Rod End				
1969-1967	5,000 lb. Axle, 5,500 lb. (F055) Axle, 1.000" - 16 Threads, 5.86" Length, (Greaseable Socket Reduces Corrosion/Wear)	Left ES330L ‡	1	
	5,000 lb. Axle, 5,500 lb. (F055) Axle, 1.000" - 16 Threads, 5.86" Length, (Greaseable Socket Reduces Corrosion/Wear)	Right ES330R ‡	1	
HG5500				
Tie Rod End				
1967	5,500 lb. (F055) Axle, 1.000" - 16 Threads, 5.86" Length, (Greaseable Socket Reduces Corrosion/Wear)	Left ES330L ‡	1	
	5,500 lb. (F055) Axle, 1.000" - 16 Threads, 5.86" Length, (Greaseable Socket Reduces Corrosion/Wear)	Right ES330R ‡	1	
1966-1965	9,000 lb. Axle, 1.000" - 16 Threads, 3.750" Length, (Powdered Metal Gusher Brg. For Better Lubrication)	Left ES176L ‡	1	
	9,000 lb. Axle, 1.000" - 16 Threads, 3.750" Length, (Powdered Metal Gusher Brg. For Better Lubrication)	Right ES176R ‡	1	
HM5500				
Tie Rod End				
1969-1967	5,000 lb. (F050) Axle, 5,500 lb. (F055) Axle, 1.000" - 16 Threads, 5.86" Length, (Greaseable Socket Reduces Corrosion/Wear)	Left ES330L ‡	1	
	5,000 lb. (F050) Axle, 5,500 lb. (F055) Axle, 1.000" - 16 Threads, 5.86" Length, (Greaseable Socket Reduces Corrosion/Wear)	Right ES330R ‡	1	
1966	9,000 lb. Axle, 1.000" - 16 Threads, 3.750" Length, (Powdered Metal Gusher Brg. For Better Lubrication)	Left ES176L ‡	1	
	9,000 lb. Axle, 1.000" - 16 Threads, 3.750" Length, (Powdered Metal Gusher Brg. For Better Lubrication)	Right ES176R ‡	1	
L5000				
Tie Rod End				
1965-1963	9,000 lb. Axle, 1.000" - 16 Threads, 3.750" Length, (Powdered Metal Gusher Brg. For Better Lubrication)	Left ES176L ‡	1	
	9,000 lb. Axle, 1.000" - 16 Threads, 3.750" Length, (Powdered Metal Gusher Brg. For Better Lubrication)	Right ES176R ‡	1	
	5,000 lb. Axle, 1.000" - 16 Threads, 5.86" Length, (Greaseable Socket Reduces Corrosion/Wear)	Left ES330L ‡	1	
	5,000 lb. Axle, 1.000" - 16 Threads, 5.86" Length, (Greaseable Socket Reduces Corrosion/Wear)	Right ES330R ‡	1	
S5000				
Tie Rod End				
1965-1963	9,000 lb. Axle, 1.000" - 16 Threads, 3.750" Length, (Powdered Metal Gusher Brg. For Better Lubrication)	Left ES176L ‡	1	
	9,000 lb. Axle, 1.000" - 16 Threads, 3.750" Length, (Powdered Metal Gusher Brg. For Better Lubrication)	Right ES176R ‡	1	
	5,000 lb. Axle, 1.000" - 16 Threads, 5.86" Length, (Greaseable Socket Reduces Corrosion/Wear)	Left ES330L ‡	1	
	5,000 lb. Axle, 1.000" - 16 Threads, 5.86" Length, (Greaseable Socket Reduces Corrosion/Wear)	Right ES330R ‡	1	
SE5500				
Tie Rod End				
1972-1970	5,500 lb. (F055) Axle, 1.000" - 16 Threads, 5.86" Length, (Greaseable Socket Reduces Corrosion/Wear)	Left ES330L ‡	1	
	5,500 lb. (F055) Axle, 1.000" - 16 Threads, 5.86" Length, (Greaseable Socket Reduces Corrosion/Wear)	Right ES330R ‡	1	
SG5500				
Tie Rod End				
1972-1967	5,000 lb. (F050) Axle, 5,500 lb. (F055) Axle, 1.000" - 16 Threads, 5.86" Length, (Greaseable Socket Reduces Corrosion/Wear)	Left ES330L ‡	1	
	5,000 lb. (F050) Axle, 5,500 lb. (F055) Axle, 1.000" - 16 Threads, 5.86" Length, (Greaseable Socket Reduces Corrosion/Wear)	Right ES330R ‡	1	
SM5500				
Tie Rod End				
1972-1967	5,000 lb. (F050) Axle, 5,500 lb. (F055) Axle, 1.000" - 16 Threads, 5.86" Length, (Greaseable Socket Reduces Corrosion/Wear)	Left ES330L ‡	1	
	5,000 lb. (F050) Axle, 5,500 lb. (F055) Axle, 1.000" - 16 Threads, 5.86" Length, (Greaseable Socket Reduces Corrosion/Wear)	Right ES330R ‡	1	
SS5500				
Tie Rod End				
1972-1970	5,000 lb. (F050) Axle, 5,500 lb. (F055) Axle, 1.000" - 16 Threads, 5.86" Length, (Greaseable Socket Reduces Corrosion/Wear)	Left ES330L ‡	1	
	5,000 lb. (F050) Axle, 5,500 lb. (F055) Axle, 1.000" - 16 Threads, 5.86" Length, (Greaseable Socket Reduces Corrosion/Wear)	Right ES330R ‡	1	

GENERAL MOTORS TRUCK-50, 500, 5000 Series (Cont.)

STEERING (Cont.)

Year	Model/Application	Part	P/C Qty	Figure
TE5500				
Tie Rod End				
1972-1970	5,000 lb. Axle, 5,500 lb. (F055) Axle, 1.000" - 16 Threads, 5.86" Length, (Greaseable Socket Reduces Corrosion/Wear) Left	ES330L ‡	1	
	5,000 lb. Axle, 5,500 lb. (F055) Axle, 1.000" - 16 Threads, 5.86" Length, (Greaseable Socket Reduces Corrosion/Wear) Right	ES330R ‡	1	
TG5500				
Tie Rod End				
1972-1970	5,000 lb. Axle, 5,500 lb. (F055) Axle, 1.000" - 16 Threads, 5.86" Length, (Greaseable Socket Reduces Corrosion/Wear) Left	ES330L ‡	1	
	5,000 lb. Axle, 5,500 lb. (F055) Axle, 1.000" - 16 Threads, 5.86" Length, (Greaseable Socket Reduces Corrosion/Wear) Right	ES330R ‡	1	
TM5500				
Tie Rod End				
1972-1970	5,000 lb. Axle, 5,500 lb. (F055) Axle, 1.000" - 16 Threads, 5.86" Length, (Greaseable Socket Reduces Corrosion/Wear) Left	ES330L ‡	1	
	5,000 lb. Axle, 5,500 lb. (F055) Axle, 1.000" - 16 Threads, 5.86" Length, (Greaseable Socket Reduces Corrosion/Wear) Right	ES330R ‡	1	

GENERAL MOTORS TRUCK-60, 600, 6000 Series

FRONT SUSPENSION

Year	Model/Application	Part	P/C Qty	Figure
B6000				
King Bolt Set				
1990-1980	7,000 lb. (F070) Axle, 7,500 lb. (F070) Axle, 1.249" X 7.890", (Contains Metal Bushing, One Keyway)	8491B	1	
1990-1979	1.249" X 7.890", (Contains Nylon Bushing, One Keyway)	8491N	1	
	1.259" X 7.890", (Contains Metal Bushing, Oversize, One Keyway)	8491B010	1	
	1.745" X 9.380", (Contains Metal Bushing, One Keyway)	8613B	1	
1987-1979	1.186/1.434" X 8.750", (Contains Metal Bushing, Tapered Bolt)	8462B	1	
	1.186/1.434" X 8.750", (Contains Nylon Bushing, Tapered Bolt)	8462N	1	
1966-1960	9,000 lb. (F090) Axle, 1.186/1.434" X 8.750", (Contains Metal Bushing, Tapered Bolt)	8462B	1	
	9,000 lb. (F090) Axle, 1.186/1.434" X 8.750", (Contains Nylon Bushing, Tapered Bolt)	8462N	1	
	11,000 lb. Axle, 1.309/1.607" X 9.750", (Contains Metal Bushing, Tapered Bolt)	8386B	1	
	11,000 lb. Axle, 1.309/1.607" X 9.750", (Tapered Bolt, Contains Nylon Bushing)	8386N	1	
BA6000				
King Bolt Set				
1965-1960	9,000 lb. (F090) Axle, 1.186/1.434" X 8.750", (Contains Metal Bushing, Tapered Bolt)	8462B	1	
	9,000 lb. (F090) Axle, 1.186/1.434" X 8.750", (Contains Nylon Bushing, Tapered Bolt)	8462N	1	
	11,000 lb. Axle, 1.309/1.607" X 9.750", (Contains Metal Bushing, Tapered Bolt)	8386B	1	
	11,000 lb. Axle, 1.309/1.607" X 9.750", (Tapered Bolt, Contains Nylon Bushing)	8386N	1	
BA6500				
King Bolt Set				
1965-1964	9,000 lb. (F090) Axle, 1.186/1.434" X 8.750", (Contains Metal Bushing, Tapered Bolt)	8462B	1	
	9,000 lb. (F090) Axle, 1.186/1.434" X 8.750", (Contains Nylon Bushing, Tapered Bolt)	8462N	1	
	11,000 lb. Axle, 1.309/1.607" X 9.750", (Contains Metal Bushing, Tapered Bolt)	8386B	1	
	11,000 lb. Axle, 1.309/1.607" X 9.750", (Tapered Bolt, Contains Nylon Bushing)	8386N	1	
BV6000				
King Bolt Set				
1965-1960	9,000 lb. (F090) Axle, 1.186/1.434" X 8.750", (Contains Metal Bushing, Tapered Bolt)	8462B	1	
	9,000 lb. (F090) Axle, 1.186/1.434" X 8.750", (Contains Nylon Bushing, Tapered Bolt)	8462N	1	
	11,000 lb. Axle, 1.309/1.607" X 9.750", (Contains Metal Bushing, Tapered Bolt)	8386B	1	
	11,000 lb. Axle, 1.309/1.607" X 9.750", (Tapered Bolt, Contains Nylon Bushing)	8386N	1	
C6000				
King Bolt Set				
1990	8,000 lb. (FL1) Axle, 1.614" X 8.035", (Contains Metal Bushing, Non Tapered Thread)	8659B	1	
	5,000 lb. (F050) Axle, 2nd Design, 1.179" X 6.360", (Contains Nylon Bushing, One Keyway)	8570N	1	
	5,000 lb. (F050) Axle, 2nd Design, 1.189" X 6.360", (Contains Metal Bushing, Oversize, One Keyway)	8570B010	1	
1990-1980	7,000 lb. (F070) Axle, 1.249" X 7.890", (Contains Metal Bushing, One Keyway)	8491B	1	
	5,000 lb. (F050) Axle, 2nd Design, 1.179" X 6.360", (Contains Metal Bushing, One Keyway)	8570B	1	
1990-1979	7,000 lb. (F070) Axle, 1.249" X 7.890", (Contains Nylon Bushing, One Keyway)	8491N	1	
	7,000 lb. (F070) Axle, 1.259" X 7.890", (Contains Metal Bushing, Oversize, One Keyway)	8491B010	1	
	8,100 lb. (F090D) Axle, 9,000 lb. (F120D) Axle, 12,000 lb. (F120) Axle, 1.745" X 9.380", (Contains Metal Bushing, One Keyway)	8613B	1	
1989-1979	5,000 lb. (F050) Axle, 1.179" X 6.360", (Contains Nylon Bushing, One Keyway)	8570N	1	

(Cont.) 60, 600, 6000 Series-GENERAL MOTORS TRUCK**FRONT SUSPENSION (Cont.)**

Year	Model/Application	Part	P/C Qty	Figure
C6000				
King Bolt Set				
1989-1979 (Cont.)	5,000 lb. (F050) Axle, 1.189" X 6.360", (Contains Metal Bushing, Oversize, One Keyway)	8570B010	1	
1987-1979	9,000 lb. (F090) Axle, 1.186/1.434" X 8.750", (Contains Metal Bushing, Tapered Bolt) 9,000 lb. (F090) Axle, 1.186/1.434" X 8.750", (Contains Nylon Bushing, Tapered Bolt)	8462B 8462N	1 1	
CD6000				
King Bolt Set				
1978-1975	5,000 lb. (F050) Axle, 1.179" X 6.360", (Contains Nylon Bushing, One Keyway) 5,000 lb. (F050) Axle, 1.189" X 6.360", (Contains Metal Bushing, Oversize, One Keyway) 12,000 lb. (F120) Axle, 1.745" X 9.380", (Contains Metal Bushing, One Keyway)	8570N 8570B010 8613B	1 1 1	
1978-1973	9,000 lb. (F090) Axle, 1.186/1.434" X 8.750", (Contains Metal Bushing, Tapered Bolt) 9,000 lb. (F090) Axle, 1.186/1.434" X 8.750", (Contains Nylon Bushing, Tapered Bolt) 7,000 lb. (F070) Axle, 1.249" X 7.890", (Contains Nylon Bushing, One Keyway) 7,000 lb. (F070) Axle, 1.259" X 7.890", (Contains Metal Bushing, Oversize, One Keyway)	8462B 8462N 8491N 8491B010	1 1 1 1	
1975-1973	5,000 lb. Axle, 5,500 lb. Axle, 1.109" X 6.344", (Contains Nylon Bushing, Thrust Bearing Design, One Keyway) 5,000 lb. Axle, 5,500 lb. Axle, 1.109" X 6.344", (Metal Bushing, Thrust Bearing Design, One Keyway) 5,000 lb. Axle, 5,500 lb. Axle, 1.109" X 6.344", (Metal Bushing, Thrust Washer Design, One Keyway) 12,000 lb. (F120) Axle, 1.309/1.607" X 9.750", (Contains Metal Bushing, Tapered Bolt) 12,000 lb. (F120) Axle, 1.309/1.607" X 9.750", (Tapered Bolt, Contains Nylon Bushing)	8492N 8492B 8484T 8386B 8386N	1 1 1 1 1	
1974-1973	5,000 lb. (F050) Axle, 1.109" X 6.343", (Contains Washer Bearing And Metal Bushing, One Keyway)	8343B	1	
CD6500				
King Bolt Set				
1978-1975	5,500 lb. Axle, 1.109" X 6.344", (Metal Bushing, Thrust Washer Design, One Keyway) 9,000 lb. (F050) Axle, 5,500 lb. Axle, 1.179" X 6.360", (Contains Nylon Bushing, One Keyway)	8484T 8570N	1 1	
1978-1973	9,000 lb. (F090) Axle, 1.186/1.434" X 8.750", (Contains Metal Bushing, Tapered Bolt) 9,000 lb. (F090) Axle, 1.186/1.434" X 8.750", (Contains Nylon Bushing, Tapered Bolt) 7,000 lb. (F070) Axle, 1.249" X 7.890", (Contains Nylon Bushing, One Keyway) 7,000 lb. (F070) Axle, 1.259" X 7.890", (Contains Metal Bushing, Oversize, One Keyway)	8462B 8462N 8491N 8491B010	1 1 1 1	
1975-1973	5,000 lb. Axle, 1.109" X 6.344", (Contains Nylon Bushing, Thrust Bearing Design, One Keyway) 5,000 lb. Axle, 1.109" X 6.344", (Metal Bushing, Thrust Bearing Design, One Keyway) 11,000 lb. (F120) Axle, 1.309/1.607" X 9.750", (Contains Metal Bushing, Tapered Bolt) 11,000 lb. Axle, 1.309/1.607" X 9.750", (Tapered Bolt, Contains Nylon Bushing)	8492N 8492B 8386B 8386N	1 1 1 1	
CE6000				
King Bolt Set				
1978-1975	12,000 lb. (F120) Axle, 1.745" X 9.380", (Contains Metal Bushing, One Keyway)	8613B	1	
1978-1973	5,000 lb. (F050) Axle, 1.109" X 6.343", (Contains Washer Bearing And Metal Bushing, One Keyway) 5,000 lb. Axle, 5,500 lb. Axle, 1.109" X 6.344", (Contains Nylon Bushing, Thrust Bearing Design, One Keyway) 5,000 lb. Axle, 5,500 lb. Axle, 1.109" X 6.344", (Metal Bushing, Thrust Bearing Design, One Keyway) 5,000 lb. Axle, 5,500 lb. Axle, 1.109" X 6.344", (Metal Bushing, Thrust Washer Design, One Keyway) 5,000 lb. (F050) Axle, 5,500 lb. Axle, 1.179" X 6.360", (Contains Nylon Bushing, One Keyway) 9,000 lb. (F090) Axle, 1.186/1.434" X 8.750", (Contains Metal Bushing, Tapered Bolt) 9,000 lb. (F090) Axle, 1.186/1.434" X 8.750", (Contains Nylon Bushing, Tapered Bolt) 5,000 lb. (F050) Axle, 1.189" X 6.360", (Contains Metal Bushing, Oversize, One Keyway) 7,000 lb. (F070) Axle, 1.249" X 7.890", (Contains Nylon Bushing, One Keyway) 7,000 lb. (F070) Axle, 1.259" X 7.890", (Contains Metal Bushing, Oversize, One Keyway)	8343B 8492N 8492B 8484T 8570N 8462B 8462N 8570B010 8462B 8462N 8570B010 8491N 8491B010	1 1 1 1 1 1 1 1 1 1 1 1	
1975-1973	12,000 lb. (F120) Axle, 1.309/1.607" X 9.750", (Contains Metal Bushing, Tapered Bolt) 12,000 lb. (F120) Axle, 1.309/1.607" X 9.750", (Tapered Bolt, Contains Nylon Bushing)	8386B 8386N	1 1	
CE6500				
King Bolt Set				
1978-1969	5,000 lb. (F050) Axle, 1.109" X 6.343", (Contains Washer Bearing And Metal Bushing, One Keyway) 5,000 lb. Axle, 5,500 lb. Axle, 1.109" X 6.344", (Contains Nylon Bushing, Thrust Bearing Design, One Keyway) 5,000 lb. Axle, 5,500 lb. Axle, 1.109" X 6.344", (Metal Bushing, Thrust Bearing Design, One Keyway) 5,000 lb. Axle, 5,500 lb. Axle, 1.109" X 6.344", (Metal Bushing, Thrust Washer Design, One Keyway) 5,000 lb. (F050) Axle, 5,500 lb. Axle, 1.179" X 6.360", (Contains Nylon Bushing, One Keyway) 9,000 lb. (F090) Axle, 1.186/1.434" X 8.750", (Contains Metal Bushing, Tapered Bolt) 9,000 lb. (F090) Axle, 1.186/1.434" X 8.750", (Contains Nylon Bushing, Tapered Bolt) 5,000 lb. (F050) Axle, 1.189" X 6.360", (Contains Metal Bushing, Oversize, One Keyway) 7,000 lb. (F070) Axle, 1.249" X 7.890", (Contains Nylon Bushing, One Keyway) 7,000 lb. (F070) Axle, 1.259" X 7.890", (Contains Metal Bushing, Oversize, One Keyway)	8343B 8492N 8492B 8484T 8570N 8462B 8462N 8570B010 8462B 8462N 8570B010 8491N 8491B010	1 1 1 1 1 1 1 1 1 1 1 1	
1975-1969	11,000 lb. (F120) Axle, 1.309/1.607" X 9.750", (Contains Metal Bushing, Tapered Bolt)	8386B	1	
1972-1969	11,000 lb. (F110, F120) Axle, 1.309/1.607" X 9.750", (Tapered Bolt, Contains Nylon Bushing)	8386N	1	
CG6000				
King Bolt Set				
1974-1973	5,000 lb. (F050) Axle, 1.109" X 6.343", (Contains Washer Bearing And Metal Bushing, One Keyway)	8343B	1	

GENERAL MOTORS TRUCK-60, 600, 6000 Series (Cont.)

FRONT SUSPENSION (Cont.)

Year	Model/Application	Part	P/C Qty	Figure
CG6000				
King Bolt Set				
1974-1973 (Cont.)	5,000 lb. Axle, 5,500 lb. Axle, 1.109" X 6.344", (Contains Nylon Bushing, Thrust Bearing Design, One Keyway)	8492N	1	
	5,000 lb. Axle, 5,500 lb. Axle, 1.109" X 6.344", (Metal Bushing, Thrust Bearing Design, One Keyway)	8492B	1	
	5,500 lb. Axle, 1.109" X 6.344", (Metal Bushing, Thrust Washer Design, One Keyway)	8484T	1	
	9,000 lb. (F090) Axle, 1.186/1.434" X 8.750", (Contains Metal Bushing, Tapered Bolt)	8462B	1	
	9,000 lb. (F090) Axle, 1.186/1.434" X 8.750", (Contains Nylon Bushing, Tapered Bolt)	8462N	1	
	7,000 lb. (F070) Axle, 1.249" X 7.890", (Contains Nylon Bushing, One Keyway)	8491N	1	
	7,000 lb. (F070) Axle, 1.259" X 7.890", (Contains Metal Bushing, Oversize, One Keyway)	8491B010	1	
	12,000 lb. (F120) Axle, 1.309/1.607" X 9.750", (Contains Metal Bushing, Tapered Bolt)	8386B	1	
	12,000 lb. (F120) Axle, 1.309/1.607" X 9.750", (Tapered Bolt, Contains Nylon Bushing)	8386N	1	
CM6000				
King Bolt Set				
1974-1973	5,000 lb. (F050) Axle, 1.109" X 6.343", (Contains Washer Bearing And Metal Bushing, One Keyway)	8343B	1	
	5,000 lb. Axle, 5,500 lb. Axle, 1.109" X 6.344", (Contains Nylon Bushing, Thrust Bearing Design, One Keyway)	8492N	1	
	5,000 lb. Axle, 5,500 lb. Axle, 1.109" X 6.344", (Metal Bushing, Thrust Bearing Design, One Keyway)	8492B	1	
	5,000 lb. Axle, 5,500 lb. Axle, 1.109" X 6.344", (Metal Bushing, Thrust Washer Design, One Keyway)	8484T	1	
	9,000 lb. (F090) Axle, 1.186/1.434" X 8.750", (Contains Metal Bushing, Tapered Bolt)	8462B	1	
	9,000 lb. (F090) Axle, 1.186/1.434" X 8.750", (Contains Nylon Bushing, Tapered Bolt)	8462N	1	
	7,000 lb. (F070) Axle, 1.249" X 7.890", (Contains Nylon Bushing, One Keyway)	8491N	1	
	7,000 lb. (F070) Axle, 1.259" X 7.890", (Contains Metal Bushing, Oversize, One Keyway)	8491B010	1	
	12,000 lb. (F120) Axle, 1.309/1.607" X 9.750", (Contains Metal Bushing, Tapered Bolt)	8386B	1	
	12,000 lb. (F120) Axle, 1.309/1.607" X 9.750", (Tapered Bolt, Contains Nylon Bushing)	8386N	1	
	CM6500			
King Bolt Set				
1974-1973	5,000 lb. (F050) Axle, 1.109" X 6.343", (Contains Washer Bearing And Metal Bushing, One Keyway)	8343B	1	
	5,000 lb. Axle, 5,500 lb. Axle, 1.109" X 6.344", (Contains Nylon Bushing, Thrust Bearing Design, One Keyway)	8492N	1	
	5,000 lb. Axle, 5,500 lb. Axle, 1.109" X 6.344", (Metal Bushing, Thrust Bearing Design, One Keyway)	8492B	1	
	5,000 lb. Axle, 5,500 lb. Axle, 1.109" X 6.344", (Metal Bushing, Thrust Washer Design, One Keyway)	8484T	1	
	1974-1970			
9,000 lb. (F090) Axle, 1.186/1.434" X 8.750", (Contains Metal Bushing, Tapered Bolt)	8462B	1		
9,000 lb. (F090) Axle, 1.186/1.434" X 8.750", (Contains Nylon Bushing, Tapered Bolt)	8462N	1		
7,000 lb. (F070) Axle, 1.249" X 7.890", (Contains Nylon Bushing, One Keyway)	8491N	1		
7,000 lb. (F070) Axle, 1.259" X 7.890", (Contains Metal Bushing, Oversize, One Keyway)	8491B010	1		
11,000 lb. (F120) Axle, 1.309/1.607" X 9.750", (Contains Metal Bushing, Tapered Bolt)	8386B	1		
11,000 lb. (F120) Axle, 1.309/1.607" X 9.750", (Tapered Bolt, Contains Nylon Bushing)	8386N	1		
CS6000				
King Bolt Set				
1978-1975	5,000 lb. (F050) Axle, 1.179" X 6.360", (Contains Nylon Bushing, One Keyway)	8570N	1	
	5,000 lb. (F050) Axle, 1.189" X 6.360", (Contains Metal Bushing, Oversize, One Keyway)	8570B010	1	
	12,000 lb. (F120) Axle, 1.745" X 9.380", (Contains Metal Bushing, One Keyway)	8613B	1	
1978-1973	9,000 lb. (F090) Axle, 1.186/1.434" X 8.750", (Contains Metal Bushing, Tapered Bolt)	8462B	1	
	9,000 lb. (F090) Axle, 1.186/1.434" X 8.750", (Contains Nylon Bushing, Tapered Bolt)	8462N	1	
	7,000 lb. (F070) Axle, 1.249" X 7.890", (Contains Nylon Bushing, One Keyway)	8491N	1	
	7,000 lb. (F070) Axle, 1.259" X 7.890", (Contains Metal Bushing, Oversize, One Keyway)	8491B010	1	
1975-1973	5,000 lb. Axle, 5,500 lb. Axle, 1.109" X 6.344", (Contains Nylon Bushing, Thrust Bearing Design, One Keyway)	8492N	1	
	5,000 lb. Axle, 5,500 lb. Axle, 1.109" X 6.344", (Metal Bushing, Thrust Bearing Design, One Keyway)	8492B	1	
	5,000 lb. Axle, 5,500 lb. Axle, 1.109" X 6.344", (Metal Bushing, Thrust Washer Design, One Keyway)	8484T	1	
	12,000 lb. (F120) Axle, 1.309/1.607" X 9.750", (Contains Metal Bushing, Tapered Bolt)	8386B	1	
	12,000 lb. (F120) Axle, 1.309/1.607" X 9.750", (Tapered Bolt, Contains Nylon Bushing)	8386N	1	
1974-1973	5,000 lb. (F050) Axle, 1.109" X 6.343", (Contains Washer Bearing And Metal Bushing, One Keyway)	8343B	1	
D60				
King Bolt Set				
1965-1964	5,000 lb. Axle, 1.109" X 6.344", (Contains Nylon Bushing, Thrust Bearing Design, One Keyway)	8492N	1	
	5,000 lb. Axle, 1.109" X 6.344", (Metal Bushing, Thrust Bearing Design, One Keyway)	8492B	1	
	7,000 lb. Axle, 1.249" X 7.890", (Contains Nylon Bushing, One Keyway)	8491N	1	
	7,000 lb. Axle, 1.259" X 7.890", (Contains Metal Bushing, Oversize, One Keyway)	8491B010	1	
1965-1963	9,000 lb. Axle, 1.186/1.434" X 8.750", (Contains Metal Bushing, Tapered Bolt)	8462B	1	
	9,000 lb. Axle, 1.186/1.434" X 8.750", (Contains Nylon Bushing, Tapered Bolt)	8462N	1	
	11,000 lb. Axle, 1.309/1.607" X 9.750", (Contains Metal Bushing, Tapered Bolt)	8386B	1	
	11,000 lb. Axle, 1.309/1.607" X 9.750", (Tapered Bolt, Contains Nylon Bushing)	8386N	1	
1964-1963	5,000 lb. Axle, 1.109" X 6.344", (Metal Bushing, Thrust Washer Design, One Keyway)	8484T	1	
D65				
King Bolt Set				
1962	9,000 lb. Axle, 1.186/1.434" X 8.750", (Contains Metal Bushing, Tapered Bolt)	8462B	1	
	9,000 lb. Axle, 1.186/1.434" X 8.750", (Contains Nylon Bushing, Tapered Bolt)	8462N	1	
	11,000 lb. Axle, 1.309/1.607" X 9.750", (Contains Metal Bushing, Tapered Bolt)	8386B	1	

(Cont.) 60, 600, 6000 Series—GENERAL MOTORS TRUCK**FRONT SUSPENSION (Cont.)**

Year	Model/Application	Part	P/C Qty	Figure
D65				
King Bolt Set				
1962 (Cont.)	11,000 lb. Axle, 1.309/1.607" X 9.750", (Tapered Bolt, Contains Nylon Bushing)	8386N	1	
EG6500				
King Bolt Set				
1969-1967	9,000 lb. (F090) Axle, 1.186/1.434" X 8.750", (Contains Metal Bushing, Tapered Bolt)	8462B	1	
	9,000 lb. (F090) Axle, 1.186/1.434" X 8.750", (Contains Nylon Bushing, Tapered Bolt)	8462N	1	
	11,000 lb. Axle, 12,000 lb. Axle, 1.309/1.607" X 9.750", (Contains Metal Bushing, Tapered Bolt)	8386B	1	
	11,000 lb. Axle, 12,000 lb. Axle, 1.309/1.607" X 9.750", (Tapered Bolt, Contains Nylon Bushing)	8386N	1	
	7,000 lb. (F070) Axle, Roller Bearing .625" Thick, 1.249" X 7.890", (Contains Nylon Bushing, One Keyway)	8491N	1	
	7,000 lb. (F070) Axle, Roller Bearing .625" Thick, 1.259" X 7.890", (Contains Metal Bushing, Oversize, One Keyway)	8491B010	1	
EM6500				
King Bolt Set				
1969-1967	9,000 lb. (F090) Axle, 1.186/1.434" X 8.750", (Contains Metal Bushing, Tapered Bolt)	8462B	1	
	9,000 lb. (F090) Axle, 1.186/1.434" X 8.750", (Contains Nylon Bushing, Tapered Bolt)	8462N	1	
	11,000 lb. Axle, 12,000 lb. Axle, 1.309/1.607" X 9.750", (Contains Metal Bushing, Tapered Bolt)	8386B	1	
	11,000 lb. Axle, 12,000 lb. Axle, 1.309/1.607" X 9.750", (Tapered Bolt, Contains Nylon Bushing)	8386N	1	
	7,000 lb. (F070) Axle, Roller Bearing .625" Thick, 1.249" X 7.890", (Contains Nylon Bushing, One Keyway)	8491N	1	
	7,000 lb. (F070) Axle, Roller Bearing .625" Thick, 1.259" X 7.890", (Contains Metal Bushing, Oversize, One Keyway)	8491B010	1	
ES6500				
King Bolt Set				
1968-1967	9,000 lb. (F090) Axle, 1.186/1.434" X 8.750", (Contains Metal Bushing, Tapered Bolt)	8462B	1	
	9,000 lb. (F090) Axle, 1.186/1.434" X 8.750", (Contains Nylon Bushing, Tapered Bolt)	8462N	1	
	11,000 lb. Axle, 1.309/1.607" X 9.750", (Contains Metal Bushing, Tapered Bolt)	8386B	1	
	11,000 lb. Axle, 1.309/1.607" X 9.750", (Tapered Bolt, Contains Nylon Bushing)	8386N	1	
	7,000 lb. (F070) Axle, Roller Bearing .625" Thick, 1.249" X 7.890", (Contains Nylon Bushing, One Keyway)	8491N	1	
	7,000 lb. (F070) Axle, Roller Bearing .625" Thick, 1.259" X 7.890", (Contains Metal Bushing, Oversize, One Keyway)	8491B010	1	
ME6500				
King Bolt Set				
1978-1976	9,000 lb. (F120D) Axle, 12,000 lb. (F120) Axle, 1.745" X 9.380", (Contains Metal Bushing, One Keyway)	8613B	1	
1978-1975	5,500 lb. Axle, 1.109" X 6.344", (Contains Nylon Bushing, Thrust Bearing Design, One Keyway)	8492N	1	
	5,500 lb. Axle, 1.109" X 6.344", (Metal Bushing, Thrust Bearing Design, One Keyway)	8492B	1	
	5,500 lb. Axle, 1.109" X 6.344", (Metal Bushing, Thrust Washer Design, One Keyway)	8484T	1	
	5,000 lb. Axle, 5,500 lb. Axle, 1.179" X 6.360", (Contains Nylon Bushing, One Keyway)	8570N	1	
1978-1969	9,000 lb. (F090) Axle, 1.186/1.434" X 8.750", (Contains Metal Bushing, Tapered Bolt)	8462B	1	
	9,000 lb. (F090) Axle, 1.186/1.434" X 8.750", (Contains Nylon Bushing, Tapered Bolt)	8462N	1	
	7,000 lb. (F070) Axle, Roller Bearing .625" Thick, 1.249" X 7.890", (Contains Nylon Bushing, One Keyway)	8491N	1	
	7,000 lb. (F070) Axle, Roller Bearing .625" Thick, 1.259" X 7.890", (Contains Metal Bushing, Oversize, One Keyway)	8491B010	1	
1975-1969	12,000 lb. (F120) Axle, 1.309/1.607" X 9.750", (Contains Metal Bushing, Tapered Bolt)	8386B	1	
	12,000 lb. (F120) Axle, 1.309/1.607" X 9.750", (Tapered Bolt, Contains Nylon Bushing)	8386N	1	
MM6500				
King Bolt Set				
1974	9,000 lb. (F090) Axle, 1.186/1.434" X 8.750", (Contains Metal Bushing, Tapered Bolt)	8462B	1	
	9,000 lb. (F090) Axle, 1.186/1.434" X 8.750", (Contains Nylon Bushing, Tapered Bolt)	8462N	1	
	12,000 lb. (F120) Axle, 1.309/1.607" X 9.750", (Contains Metal Bushing, Tapered Bolt)	8386B	1	
	12,000 lb. (F120) Axle, 1.309/1.607" X 9.750", (Tapered Bolt, Contains Nylon Bushing)	8386N	1	
	7,000 lb. (F070) Axle, Roller Bearing .625" Thick, 1.249" X 7.890", (Contains Nylon Bushing, One Keyway)	8491N	1	
	7,000 lb. (F070) Axle, Roller Bearing .625" Thick, 1.259" X 7.890", (Contains Metal Bushing, Oversize, One Keyway)	8491B010	1	
P6				
King Bolt Set				
1990-1984	9,000 lb. (F090) Axle, 12,000 lb. (F120) Axle, 1.745" X 9.380", (Contains Metal Bushing, One Keyway)	8613B	1	
1990-1983	6,000 lb. (F070D) Axle, 1.249" X 7.890", (Contains Nylon Bushing, One Keyway)	8491N	1	
S65				
King Bolt Set				
1966-1964	5,000 lb. Axle, 1.109" X 6.344", (Contains Nylon Bushing, Thrust Bearing Design, One Keyway)	8492N	1	
	5,000 lb. Axle, 1.109" X 6.344", (Metal Bushing, Thrust Bearing Design, One Keyway)	8492B	1	

GENERAL MOTORS TRUCK-60, 600, 6000 Series (Cont.)

FRONT SUSPENSION (Cont.)

Year	Model/Application	Part	P/C Qty	Figure
S65				
King Bolt Set				
1966-1964 (Cont.)	7,000 lb. Axle, 1.249" X 7.890", (Contains Nylon Bushing, One Keyway)	8491N	1	
	7,000 lb. Axle, 1.259" X 7.890", (Contains Metal Bushing, Oversize, One Keyway)	8491B010	1	
1966-1962	9,000 lb. Axle, 1.186/1.434" X 8.750", (Contains Metal Bushing, Tapered Bolt)	8462B	1	
	9,000 lb. Axle, 1.186/1.434" X 8.750", (Contains Nylon Bushing, Tapered Bolt)	8462N	1	
1964-1963	5,000 lb. Axle, 1.109" X 6.344", (Metal Bushing, Thrust Washer Design, One Keyway)	8484T	1	
SE6000				
King Bolt Set				
1978-1975	5,000 lb. (F050) Axle, 5,500 lb. Axle, 1.179" X 6.360", (Contains Nylon Bushing, One Keyway)	8570N	1	
1978-1973	5,500 lb. Axle, 1.109" X 6.344", (Contains Nylon Bushing, Thrust Bearing Design, One Keyway)	8492N	1	
	5,500 lb. Axle, 1.109" X 6.344", (Metal Bushing, Thrust Bearing Design, One Keyway)	8492B	1	
	9,000 lb. (F090) Axle, 1.186/1.434" X 8.750", (Contains Metal Bushing, Tapered Bolt)	8462B	1	
	9,000 lb. (F090) Axle, 1.186/1.434" X 8.750", (Contains Nylon Bushing, Tapered Bolt)	8462N	1	
	7,000 lb. Axle, Roller Bearing .625" Thick, 1.249" X 7.890", (Contains Nylon Bushing, One Keyway)	8491N	1	
	7,000 lb. Axle, Roller Bearing .625" Thick, 1.259" X 7.890", (Contains Metal Bushing, Oversize, One Keyway)	8491B010	1	
1975	5,500 lb. (F055) Axle, 1.109" X 6.344", (Metal Bushing, Thrust Washer Design, One Keyway)	8484T	1	
	5,500 lb. (F055) Axle, 1.189" X 6.360", (Contains Metal Bushing, Oversize, One Keyway)	8570B010	1	
1974-1973	5,500 lb. (F055) Axle, 1.109" X 6.343", (Contains Washer Bearing And Metal Bushing, One Keyway)	8343B	1	
SG6000				
King Bolt Set				
1974-1973	5,500 lb. (F055) Axle, 1.109" X 6.343", (Contains Washer Bearing And Metal Bushing, One Keyway)	8343B	1	
	5,000 lb. Axle, 5,500 lb. (F055) Axle, 1.109" X 6.344", (Contains Nylon Bushing, Thrust Bearing Design, One Keyway)	8492N	1	
	5,000 lb. Axle, 1.109" X 6.344", (Metal Bushing, Thrust Bearing Design, One Keyway)	8492B	1	
	9,000 lb. (F090) Axle, 1.186/1.434" X 8.750", (Contains Metal Bushing, Tapered Bolt)	8462B	1	
	9,000 lb. (F090) Axle, 1.186/1.434" X 8.750", (Contains Nylon Bushing, Tapered Bolt)	8462N	1	
	7,000 lb. (F070) Axle, Roller Bearing .625" Thick, 1.249" X 7.890", (Contains Nylon Bushing, One Keyway)	8491N	1	
	7,000 lb. (F070) Axle, Roller Bearing .625" Thick, 1.259" X 7.890", (Contains Metal Bushing, Oversize, One Keyway)	8491B010	1	
SM6000				
King Bolt Set				
1974-1973	5,500 lb. (F055) Axle, 1.109" X 6.343", (Contains Washer Bearing And Metal Bushing, One Keyway)	8343B	1	
	5,000 lb. Axle, 5,500 lb. (F055) Axle, 1.109" X 6.344", (Contains Nylon Bushing, Thrust Bearing Design, One Keyway)	8492N	1	
	5,000 lb. Axle, 1.109" X 6.344", (Metal Bushing, Thrust Bearing Design, One Keyway)	8492B	1	
	9,000 lb. (F090) Axle, 1.186/1.434" X 8.750", (Contains Metal Bushing, Tapered Bolt)	8462B	1	
	9,000 lb. (F090) Axle, 1.186/1.434" X 8.750", (Contains Nylon Bushing, Tapered Bolt)	8462N	1	
	7,000 lb. (F070) Axle, Roller Bearing .625" Thick, 1.249" X 7.890", (Contains Nylon Bushing, One Keyway)	8491N	1	
	7,000 lb. (F070) Axle, Roller Bearing .625" Thick, 1.259" X 7.890", (Contains Metal Bushing, Oversize, One Keyway)	8491B010	1	
SS6000				
King Bolt Set				
1976-1975	5,000 lb. (F050) Axle, 5,500 lb. Axle, 1.179" X 6.360", (Contains Nylon Bushing, One Keyway)	8570N	1	
1976-1973	5,500 lb. Axle, 1.109" X 6.344", (Contains Nylon Bushing, Thrust Bearing Design, One Keyway)	8492N	1	
	5,500 lb. Axle, 1.109" X 6.344", (Metal Bushing, Thrust Bearing Design, One Keyway)	8492B	1	
	9,000 lb. (F090) Axle, 1.186/1.434" X 8.750", (Contains Metal Bushing, Tapered Bolt)	8462B	1	
	9,000 lb. (F090) Axle, 1.186/1.434" X 8.750", (Contains Nylon Bushing, Tapered Bolt)	8462N	1	
	7,000 lb. (F070) Axle, Roller Bearing .625" Thick, 1.249" X 7.890", (Contains Nylon Bushing, One Keyway)	8491N	1	
	7,000 lb. (F070) Axle, Roller Bearing .625" Thick, 1.259" X 7.890", (Contains Metal Bushing, Oversize, One Keyway)	8491B010	1	
1975	5,500 lb. (F055) Axle, 1.109" X 6.344", (Metal Bushing, Thrust Washer Design, One Keyway)	8484T	1	
	5,500 lb. (F055) Axle, 1.189" X 6.360", (Contains Metal Bushing, Oversize, One Keyway)	8570B010	1	
1974-1973	5,500 lb. (F055) Axle, 1.109" X 6.343", (Contains Washer Bearing And Metal Bushing, One Keyway)	8343B	1	
T6500				
King Bolt Set				
1978-1976	9,000 lb. (F120D) Axle, 12,000 lb. (F120) Axle, 1.745" X 9.380", (Contains Metal Bushing, One Keyway)	8613B	1	
1978-1975	5,000 lb. Axle, 5,500 lb. Axle, 1.179" X 6.360", (Contains Nylon Bushing, One Keyway)	8570N	1	
1978-1973	5,500 lb. Axle, 1.109" X 6.344", (Contains Nylon Bushing, Thrust Bearing Design, One Keyway)	8492N	1	
	5,500 lb. Axle, 1.109" X 6.344", (Metal Bushing, Thrust Bearing Design, One Keyway)	8492B	1	
	5,500 lb. Axle, 1.109" X 6.344", (Metal Bushing, Thrust Washer Design, One Keyway)	8484T	1	
1978-1969	9,000 lb. (F090) Axle, 1.186/1.434" X 8.750", (Contains Metal Bushing, Tapered Bolt)	8462B	1	

(Cont.) 60, 600, 6000 Series-GENERAL MOTORS TRUCK**FRONT SUSPENSION (Cont.)**

Year	Model/Application	Part	P/C Qty	Figure
T6500				
King Bolt Set				
1978-1969 (Cont.)	9,000 lb. (F090) Axle, 1.186/1.434" X 8.750", (Contains Nylon Bushing, Tapered Bolt)	8462N	1	
	7,000 lb. (F070) Axle, Roller Bearing .625" Thick, 1.249" X 7.890", (Contains Nylon Bushing, One Keyway)	8491N	1	
	7,000 lb. (F070) Axle, Roller Bearing .625" Thick, 1.259" X 7.890", (Contains Metal Bushing, Oversize, One Keyway)	8491B010	1	
1975-1966	11,000 lb. Axle, 12,000 lb. (F120) Axle, 1.309/1.607" X 9.750", (Contains Metal Bushing, Tapered Bolt)	8386B	1	
	11,000 lb. Axle, 12,000 lb. (F120) Axle, 1.309/1.607" X 9.750", (Tapered Bolt, Contains Nylon Bushing)	8386N	1	
1962-1960	11,000 lb. Axle, 12,000 lb. (F120) Axle, 1.309/1.607" X 9.750", (Contains Metal Bushing, Tapered Bolt)	8386B	1	
	11,000 lb. Axle, 12,000 lb. (F120) Axle, 1.309/1.607" X 9.750", (Tapered Bolt, Contains Nylon Bushing)	8386N	1	
TE6000				
King Bolt Set				
1978-1975	5,000 lb. Axle, 5,500 lb. Axle, 1.179" X 6.360", (Contains Nylon Bushing, One Keyway)	8570N	1	
	9,000 lb. (F120) Axle, 12,000 lb. (F120) Axle, 1.745" X 9.380", (Contains Metal Bushing, One Keyway)	8613B	1	
1978-1973	5,500 lb. Axle, 1.109" X 6.344", (Contains Nylon Bushing, Thrust Bearing Design, One Keyway)	8492N	1	
	5,500 lb. Axle, 1.109" X 6.344", (Metal Bushing, Thrust Bearing Design, One Keyway)	8492B	1	
	9,000 lb. (F090) Axle, 1.186/1.434" X 8.750", (Contains Metal Bushing, Tapered Bolt)	8462B	1	
	9,000 lb. (F090) Axle, 1.186/1.434" X 8.750", (Contains Nylon Bushing, Tapered Bolt)	8462N	1	
	7,000 lb. (F070) Axle, Roller Bearing .625" Thick, 1.249" X 7.890", (Contains Nylon Bushing, One Keyway)	8491N	1	
	7,000 lb. (F070) Axle, Roller Bearing .625" Thick, 1.259" X 7.890", (Contains Metal Bushing, Oversize, One Keyway)	8491B010	1	
1975-1973	5,000 lb. Axle, 5,500 lb. Axle, 1.109" X 6.344", (Metal Bushing, Thrust Washer Design, One Keyway)	8484T	1	
1973	12,000 lb. Axle, 1.309/1.607" X 9.750", (Contains Metal Bushing, Tapered Bolt)	8386B	1	
	12,000 lb. Axle, 1.309/1.607" X 9.750", (Tapered Bolt, Contains Nylon Bushing)	8386N	1	
TE6500				
King Bolt Set				
1978-1976	9,000 lb. (F120D) Axle, 12,000 lb. (F120) Axle, 1.745" X 9.380", (Contains Metal Bushing, One Keyway)	8613B	1	
1978-1975	5,000 lb. Axle, 5,500 lb. Axle, 1.179" X 6.360", (Contains Nylon Bushing, One Keyway)	8570N	1	
1978-1973	5,500 lb. Axle, 1.109" X 6.344", (Contains Nylon Bushing, Thrust Bearing Design, One Keyway)	8492N	1	
	5,500 lb. Axle, 1.109" X 6.344", (Metal Bushing, Thrust Bearing Design, One Keyway)	8492B	1	
	5,500 lb. Axle, 1.109" X 6.344", (Metal Bushing, Thrust Washer Design, One Keyway)	8484T	1	
1978-1970	9,000 lb. (F090) Axle, 1.186/1.434" X 8.750", (Contains Metal Bushing, Tapered Bolt)	8462B	1	
	9,000 lb. (F090) Axle, 1.186/1.434" X 8.750", (Contains Nylon Bushing, Tapered Bolt)	8462N	1	
	7,000 lb. (F070) Axle, Roller Bearing .625" Thick, 1.249" X 7.890", (Contains Nylon Bushing, One Keyway)	8491N	1	
	7,000 lb. (F070) Axle, Roller Bearing .625" Thick, 1.259" X 7.890", (Contains Metal Bushing, Oversize, One Keyway)	8491B010	1	
1975-1970	11,000 lb. Axle, 12,000 lb. Axle, 1.309/1.607" X 9.750", (Contains Metal Bushing, Tapered Bolt)	8386B	1	
	11,000 lb. Axle, 12,000 lb. Axle, 1.309/1.607" X 9.750", (Tapered Bolt, Contains Nylon Bushing)	8386N	1	
TG6000				
King Bolt Set				
1974-1973	5,000 lb. Axle, 1.109" X 6.344", (Contains Nylon Bushing, Thrust Bearing Design, One Keyway)	8492N	1	
	5,000 lb. Axle, 1.109" X 6.344", (Metal Bushing, Thrust Bearing Design, One Keyway)	8492B	1	
	5,000 lb. Axle, 1.109" X 6.344", (Metal Bushing, Thrust Washer Design, One Keyway)	8484T	1	
	9,000 lb. (F090) Axle, 1.186/1.434" X 8.750", (Contains Metal Bushing, Tapered Bolt)	8462B	1	
	9,000 lb. (F090) Axle, 1.186/1.434" X 8.750", (Contains Nylon Bushing, Tapered Bolt)	8462N	1	
	7,000 lb. (F070) Axle, Roller Bearing .625" Thick, 1.249" X 7.890", (Contains Nylon Bushing, One Keyway)	8491N	1	
	7,000 lb. (F070) Axle, Roller Bearing .625" Thick, 1.259" X 7.890", (Contains Metal Bushing, Oversize, One Keyway)	8491B010	1	
	1973	12,000 lb. Axle, 1.309/1.607" X 9.750", (Contains Metal Bushing, Tapered Bolt)	8386B	1
	12,000 lb. Axle, 1.309/1.607" X 9.750", (Tapered Bolt, Contains Nylon Bushing)	8386N	1	
TM6000				
King Bolt Set				
1974-1973	5,000 lb. Axle, 1.109" X 6.344", (Contains Nylon Bushing, Thrust Bearing Design, One Keyway)	8492N	1	
	5,000 lb. Axle, 1.109" X 6.344", (Metal Bushing, Thrust Bearing Design, One Keyway)	8492B	1	
	5,000 lb. Axle, 1.109" X 6.344", (Metal Bushing, Thrust Washer Design, One Keyway)	8484T	1	
	9,000 lb. (F090) Axle, 1.186/1.434" X 8.750", (Contains Metal Bushing, Tapered Bolt)	8462B	1	
	9,000 lb. (F090) Axle, 1.186/1.434" X 8.750", (Contains Nylon Bushing, Tapered Bolt)	8462N	1	
	7,000 lb. (F070) Axle, Roller Bearing .625" Thick, 1.249" X 7.890", (Contains Nylon Bushing, One Keyway)	8491N	1	
	7,000 lb. (F070) Axle, Roller Bearing .625" Thick, 1.259" X 7.890", (Contains Metal Bushing, Oversize, One Keyway)	8491B010	1	
	1973	12,000 lb. Axle, 1.309/1.607" X 9.750", (Contains Metal Bushing, Tapered Bolt)	8386B	1
	12,000 lb. Axle, 1.309/1.607" X 9.750", (Tapered Bolt, Contains Nylon Bushing)	8386N	1	

GENERAL MOTORS TRUCK-60, 600, 6000 Series (Cont.)

FRONT SUSPENSION (Cont.)

Year	Model/Application	Part	P/C Qty	Figure
TM6500				
King Bolt Set				
1974-1973	5,000 lb. Axle, 1.109" X 6.344", (Contains Nylon Bushing, Thrust Bearing Design, One Keyway) 5,000 lb. Axle, 1.109" X 6.344", (Metal Bushing, Thrust Bearing Design, One Keyway) 5,000 lb. Axle, 1.109" X 6.344", (Metal Bushing, Thrust Washer Design, One Keyway)	8492N 8492B 8484T	1 1 1	
1974-1970	9,000 lb. (F090) Axle, 1.186/1.434" X 8.750", (Contains Metal Bushing, Tapered Bolt) 9,000 lb. (F090) Axle, 1.186/1.434" X 8.750", (Contains Nylon Bushing, Tapered Bolt) 11,000 lb. Axle, 12,000 lb. Axle, 1.309/1.607" X 9.750", (Contains Metal Bushing, Tapered Bolt) 11,000 lb. Axle, 12,000 lb. Axle, 1.309/1.607" X 9.750", (Tapered Bolt, Contains Nylon Bushing) 7,000 lb. (F070) Axle, Roller Bearing .625" Thick, 1.249" X 7.890", (Contains Nylon Bushing, One Keyway) 7,000 lb. (F070) Axle, Roller Bearing .625" Thick, 1.259" X 7.890", (Contains Metal Bushing, Oversize, One Keyway)	8462B 8462N 8386B 8386N 8491N 8491B010	1 1 1 1 1 1	
Topkick C6000				
King Bolt Set				
1990	5,000 lb. (F050) Axle, 1.179" X 6.360", (Contains Nylon Bushing, One Keyway) 5,000 lb. (F050) Axle, 1.189" X 6.360", (Contains Metal Bushing, Oversize, One Keyway) 7,000 lb. (F070) Axle, 1.249" X 7.890", (Contains Metal Bushing, One Keyway) 7,000 lb. (F070) Axle, 1.249" X 7.890", (Contains Nylon Bushing, One Keyway) 7,000 lb. (F070) Axle, 1.259" X 7.890", (Contains Metal Bushing, Oversize, One Keyway) 8,100 lb. (FL1) Axle, 1.614" X 8.035", (Contains Metal Bushing, Non Tapered Thread) 12,000 lb. (F120) Axle, 1.745" X 9.380", (Contains Metal Bushing, One Keyway) 5,000 lb. (F050) Axle, 2nd Design, 1.179" X 6.360", (Contains Metal Bushing, One Keyway)	8570N 8570B010 8491B 8491N 8491B010 8659B 8613B 8570B	1 1 1 1 1 1 1 1	
W6				
King Bolt Set				
1980-1979	9,000 lb. Axle, 1.186/1.434" X 8.750", (Contains Metal Bushing, Tapered Bolt) 9,000 lb. Axle, 1.186/1.434" X 8.750", (Contains Nylon Bushing, Tapered Bolt) 7,000 lb. (F070) Axle, 1.249" X 7.890", (Contains Nylon Bushing, One Keyway) 7,000 lb. (F070) Axle, 1.259" X 7.890", (Contains Metal Bushing, Oversize, One Keyway)	8462B 8462N 8491N 8491B010	1 1 1 1	
STEERING				
Year	Model/Application	Part	P/C Qty	Figure
B6000				
Drag Link Assembly				
1990-1988	7,000 lb. (F070) Axle, 7,500 lb. (F070) Axle, 17.53" Center To Center, (Greaseable Socket Reduces Corrosion/Wear) 9,000 lb. (F120D) Axle, 18.50" Center To Center, (Greaseable Socket Reduces Corrosion/Wear)	DS1198 ‡ DS1199 ‡	1 1	
1990-1979	9,000 lb. (F120D) Axle, 12,000 lb. (F120D) Axle, 17.96" Center To Center, (Greaseable Socket Reduces Corrosion/Wear) 7,000 lb. (F070) Axle, 7,500 lb. (F070) Axle, 17" Center To Center, (Greaseable Socket Reduces Corrosion/Wear)	DS987 ‡ DS1064 ‡	1 1	
Tie Rod End				
1990-1988	7,000 lb. (F070) Axle, 10.080" Length 7,000 lb. (F070) Axle, 10.080" Length	Left Outer ES3026L Right Outer ES3027R	1 1	
1990-1983	F090, 8100 Lb. Axle, 4.880" Length, (Greaseable Socket Reduces Corrosion/Wear) F090, 8100 Lb. Axle, 4.880" Length, (Greaseable Socket Reduces Corrosion/Wear)	Left Outer ES405L ‡ Right Outer ES405R ‡	1 1	
1990-1980	F090, 9000 Lb. Axle, 4.880" Length, (Greaseable Socket Reduces Corrosion/Wear) F090, 9000 Lb. Axle, 4.880" Length, (Greaseable Socket Reduces Corrosion/Wear) F120, 12000 Lb. Axle, 4.880" Length, (Greaseable Socket Reduces Corrosion/Wear) F120, 12000 Lb. Axle, 4.880" Length, (Greaseable Socket Reduces Corrosion/Wear) F120D, 9000 Lb. Axle, 4.880" Length, (Greaseable Socket Reduces Corrosion/Wear) F120D, 9000 Lb. Axle, 4.880" Length, (Greaseable Socket Reduces Corrosion/Wear)	Left Outer ES405L ‡ Right Outer ES405R ‡ Left Outer ES405L ‡ Right Outer ES405R ‡ Left Outer ES405L ‡ Right Outer ES405R ‡	1 1 1 1 1 1	
1990-1979	7,000 lb. (F070) Axle, 7,500 lb. (F070) Axle, 1.000" - 16 Threads, 4.93" Length, (Greaseable Socket Reduces Corrosion/Wear) 7,000 lb. (F070) Axle, 7,500 lb. (F070) Axle, 1.000" - 16 Threads, 4.93" Length, (Greaseable Socket Reduces Corrosion/Wear)	Left ES2061L ‡ Right ES2062R ‡	1 1	
C6000				
Drag Link Assembly				
1990	5,000 lb. (F050) Axle, 2nd Design, 17" Center To Center, (Greaseable Socket Reduces Corrosion/Wear) 8,000 lb. (FL1) Axle, 11,000 lb. (FL2) Axle, Air Brakes, 20.28" Center To Center 12,000 lb. (F120D) Axle, Except Ram Cylinder, 17.96" Center To Center, (Greaseable Socket Reduces Corrosion/Wear) 9,000 lb. (F120D) Axle, Except Saginaw, 17.96" Center To Center, (Greaseable Socket Reduces Corrosion/Wear) 8,000 lb. (FL1) Axle, 11,000 lb. (FL2) Axle, Hydraulic Brakes, 20.65" Center To Center 12,000 lb. (F120) Axle, Power Ram Cylinder, 18.58" Center To Center, (Greaseable Socket Reduces Corrosion/Wear) 7,000 lb. (F070) Axle, Saginaw Power Steering, 17.53" Center To Center, (Greaseable Socket Reduces Corrosion/Wear)	DS1064 ‡ DS1277 DS987 ‡ DS987 ‡ DS1216 DS1200 ‡ DS1198 ‡	1 1 1 1 1 1 1	

(Cont.) 60, 600, 6000 Series-GENERAL MOTORS TRUCK**STEERING (Cont.)**

Year	Model/Application	Part	P/C Qty	Figure
C6000				
Drag Link Assembly				
1990 (Cont.)	9,000 lb. (F120D) Axle, Saginaw Power Steering, 18.50" Center To Center, (Greaseable Socket Reduces Corrosion/Wear)	DS1199 ‡	1	
1990-1988	12,000 lb. (F120D) Axle, 18.50" Center To Center, (Greaseable Socket Reduces Corrosion/Wear)	DS1199 ‡	1	
1990-1980	12,000 lb. (F120) Axle, 17.93" Center To Center, (Greaseable Socket Reduces Corrosion/Wear)	DS986 ‡	1	
1989-1988	7,000 lb. (F070) Axle, 17.53" Center To Center, (Greaseable Socket Reduces Corrosion/Wear)	DS1198 ‡	1	
	12,000 lb. (F120) Axle, 18.58" Center To Center, (Greaseable Socket Reduces Corrosion/Wear)	DS1200 ‡	1	
1989-1979	9,000 lb. (F120D) Axle, 17.96" Center To Center, (Greaseable Socket Reduces Corrosion/Wear)	DS987 ‡	1	
	7,000 lb. (F070) Axle, 17" Center To Center, (Greaseable Socket Reduces Corrosion/Wear)	DS1064 ‡	1	
Tie Rod End				
1990	8,100 lb. (F090) Axle, 9,000 lb. (F120D) Axle, 12,000 lb. (F120) Axle, 4.880" Length, (Greaseable Socket Reduces Corrosion/Wear)	Left Outer ES405L ‡	1	
	8,100 lb. (F090) Axle, 9,000 lb. (F120D) Axle, 12,000 lb. (F120) Axle, 4.880" Length, (Greaseable Socket Reduces Corrosion/Wear)	Right Outer ES405R ‡	1	
	8,000 lb. (FL1) Axle, Bead Clamp Retainer, 1st Design, 5.00" Length	Left Outer ES3268L	1	
	8,000 lb. (FL1) Axle, Bead Clamp Retainer, 1st Design, 5.00" Length	Right Outer ES3269R	1	
1990-1988	7,000 lb. (F070) Axle, 10.080" Length	Left Outer ES3026L	1	
	7,000 lb. (F070) Axle, 10.080" Length	Right Outer ES3027R	1	
1990-1979	5,000 lb. (F050) Axle, 7,000 lb. (F070) Axle, 1.000" - 16 Threads, 4.93" Length, (Greaseable Socket Reduces Corrosion/Wear)	Left ES2061L ‡	1	
	5,000 lb. (F050) Axle, 7,000 lb. (F070) Axle, 1.000" - 16 Threads, 4.93" Length, (Greaseable Socket Reduces Corrosion/Wear)	Right ES2062R ‡	1	
1989-1983	F090, 8100 Lb. Axle, 4.880" Length, (Greaseable Socket Reduces Corrosion/Wear)	Left Outer ES405L ‡	1	
	F090, 8100 Lb. Axle, 4.880" Length, (Greaseable Socket Reduces Corrosion/Wear)	Right Outer ES405R ‡	1	
1989-1980	F120, 12000 Lb. Axle, 4.880" Length, (Greaseable Socket Reduces Corrosion/Wear)	Left Outer ES405L ‡	1	
	F120, 12000 Lb. Axle, 4.880" Length, (Greaseable Socket Reduces Corrosion/Wear)	Right Outer ES405R ‡	1	
	F120D, 9000 Lb. Axle, 4.880" Length, (Greaseable Socket Reduces Corrosion/Wear)	Left Outer ES405L ‡	1	
	F120D, 9000 Lb. Axle, 4.880" Length, (Greaseable Socket Reduces Corrosion/Wear)	Right Outer ES405R ‡	1	
1982-1980	F090, 9000 Lb. Axle, 4.880" Length, (Greaseable Socket Reduces Corrosion/Wear)	Left Outer ES405L ‡	1	
	F090, 9000 Lb. Axle, 4.880" Length, (Greaseable Socket Reduces Corrosion/Wear)	Right Outer ES405R ‡	1	
CD6000				
Drag Link Assembly				
1978-1975	9,000 lb. (F120D) Axle, 17.96" Center To Center, (Greaseable Socket Reduces Corrosion/Wear)	DS987 ‡	1	
	5,000 lb. (F050) Axle, 7,000 lb. (F070) Axle, 17" Center To Center, (Greaseable Socket Reduces Corrosion/Wear)	DS1064 ‡	1	
Tie Rod End				
1978-1977	5,000 lb. (F050) Axle, 5,500 lb. Axle, 7,000 lb. (F070) Axle, 1.000" - 16 Threads, 4.93" Length, (Greaseable Socket Reduces Corrosion/Wear)	Left ES2061L ‡	1	
	5,000 lb. (F050) Axle, 5,500 lb. Axle, 7,000 lb. (F070) Axle, 1.000" - 16 Threads, 4.93" Length, (Greaseable Socket Reduces Corrosion/Wear)	Right ES2062R ‡	1	
1977-1973	5,000 lb. (F050) Axle, 1.000" - 16 Threads, 5.86" Length, (Greaseable Socket Reduces Corrosion/Wear)	Left ES330L ‡	1	
	5,000 lb. (F050) Axle, 1.000" - 16 Threads, 5.86" Length, (Greaseable Socket Reduces Corrosion/Wear)	Right ES330R ‡	1	
1974-1973	9,000 lb. (F090) Axle, 1.000" - 16 Threads, 3.750" Length, (Powdered Metal Gusher Brg. For Better Lubrication)	Left ES176L ‡	1	
	9,000 lb. (F090) Axle, 1.000" - 16 Threads, 3.750" Length, (Powdered Metal Gusher Brg. For Better Lubrication)	Right ES176R ‡	1	
CD6500				
Drag Link Assembly				
1978	9,000 lb. (F120D) Axle, 12,000 lb. (F120) Axle, 17.96" Center To Center, (Greaseable Socket Reduces Corrosion/Wear)	DS987 ‡	1	
	7,000 lb. (F070) Axle, 9,000 lb. (F120D) Axle, 12,000 lb. (F120) Axle, 17" Center To Center, (Greaseable Socket Reduces Corrosion/Wear)	DS1064 ‡	1	
1978-1973	9,000 lb. (F090) Axle, Power Steering, 17.20" Center To Center, (Greaseable Socket Reduces Corrosion/Wear)	DS982 ‡	1	
Tie Rod End				
1974-1973	9,000 lb. (F090) Axle, 1.000" - 16 Threads, 3.750" Length, (Powdered Metal Gusher Brg. For Better Lubrication)	Left ES176L ‡	1	
	9,000 lb. (F090) Axle, 1.000" - 16 Threads, 3.750" Length, (Powdered Metal Gusher Brg. For Better Lubrication)	Right ES176R ‡	1	
CE6000				
Drag Link Assembly				
1978-1975	5,000 lb. (F050) Axle, 7,000 lb. (F070) Axle, 17" Center To Center, (Greaseable Socket Reduces Corrosion/Wear)	DS1064 ‡	1	
	9,000 lb. (F090) Axle, Power Steering, 17.96" Center To Center, (Greaseable Socket Reduces Corrosion/Wear)	DS987 ‡	1	

GENERAL MOTORS TRUCK-60, 600, 6000 Series (Cont.)

STEERING (Cont.)

Year	Model/Application	Part	P/C Qty	Figure
CE6000				
Drag Link Assembly				
1978-1973	9,000 lb. (F090, F120) Axle, 12,000 lb. (F120) Axle, 3.12" Length, (Power Cylinder End) 9,000 lb. (F090) Axle, Power Steering, 17.20" Center To Center, (Greaseable Socket Reduces Corrosion/Wear)	ES2030R DS982 ‡	1 1	
Tie Rod End				
1978-1977	5,000 lb. (F050) Axle, 5,500 lb. Axle, 7,000 lb. (F070) Axle, 1.000" - 16 Threads, 4.93" Length, (Greaseable Socket Reduces Corrosion/Wear) 5,000 lb. (F050) Axle, 5,500 lb. Axle, 7,000 lb. (F070) Axle, 1.000" - 16 Threads, 4.93" Length, (Greaseable Socket Reduces Corrosion/Wear)	Left ES2061L ‡ Right ES2062R ‡	1 1	
1977-1973	5,000 lb. (F050) Axle, 1.000" - 16 Threads, 5.86" Length, (Greaseable Socket Reduces Corrosion/Wear) 5,000 lb. (F050) Axle, 1.000" - 16 Threads, 5.86" Length, (Greaseable Socket Reduces Corrosion/Wear)	Left ES330L ‡ Right ES330R ‡	1 1	
1974-1973	9,000 lb. (F090) Axle, 1.000" - 16 Threads, 3.750" Length, (Powdered Metal Gusher Brg. For Better Lubrication) 9,000 lb. (F090) Axle, 1.000" - 16 Threads, 3.750" Length, (Powdered Metal Gusher Brg. For Better Lubrication)	Left ES176L ‡ Right ES176R ‡	1 1	
CE6500				
Drag Link Assembly				
1978-1975	5,000 lb. (F050) Axle, 7,000 lb. (F070) Axle, 17" Center To Center, (Greaseable Socket Reduces Corrosion/Wear) 9,000 lb. (F120) Axle, 3.12" Length, (Power Cylinder End) 9,000 lb. (F090) Axle, Power Steering, 17.96" Center To Center, (Greaseable Socket Reduces Corrosion/Wear)	DS1064 ‡ ES2030R DS987 ‡	1 1 1	
1978-1973	9,000 lb. (F090) Axle, 12,000 lb. (F120) Axle, .938" - 20 Threads, 3.12" Length, (Power Cylinder End) 9,000 lb. (F090) Axle, Power Steering, 17.20" Center To Center, (Greaseable Socket Reduces Corrosion/Wear)	ES2030R DS982 ‡	2 1	
Tie Rod End				
1978	7,000 lb. (F070) Axle, 1.000" - 16 Threads, 4.93" Length, (Greaseable Socket Reduces Corrosion/Wear) 7,000 lb. (F070) Axle, 1.000" - 16 Threads, 4.93" Length, (Greaseable Socket Reduces Corrosion/Wear)	Left ES2061L ‡ Right ES2062R ‡	1 1	
1974-1969	9,000 lb. (F090) Axle, 1.000" - 16 Threads, 3.750" Length, (Powdered Metal Gusher Brg. For Better Lubrication) 9,000 lb. (F090) Axle, 1.000" - 16 Threads, 3.750" Length, (Powdered Metal Gusher Brg. For Better Lubrication)	Left ES176L ‡ Right ES176R ‡	1 1	
CG6000				
Tie Rod End				
1974-1973	9,000 lb. (F090) Axle, 1.000" - 16 Threads, 3.750" Length, (Powdered Metal Gusher Brg. For Better Lubrication) 9,000 lb. (F090) Axle, 1.000" - 16 Threads, 3.750" Length, (Powdered Metal Gusher Brg. For Better Lubrication) 5,000 lb. (F050) Axle, 5,500 lb. Axle, 1.000" - 16 Threads, 5.86" Length, (Greaseable Socket Reduces Corrosion/Wear) 5,000 lb. (F050) Axle, 5,500 lb. Axle, 1.000" - 16 Threads, 5.86" Length, (Greaseable Socket Reduces Corrosion/Wear)	Left ES176L ‡ Right ES176R ‡ Left ES330L ‡ Right ES330R ‡	1 1 1 1	
CM6000				
Drag Link Assembly				
1974-1973	9,000 lb. (F090) Axle, 3.12" Length, (Power Cylinder End) 9,000 lb. (F090) Axle, Power Steering, 17.20" Center To Center, (Greaseable Socket Reduces Corrosion/Wear)	ES2030R DS982 ‡	1 1	
Tie Rod End				
1974-1973	9,000 lb. (F090) Axle, 1.000" - 16 Threads, 3.750" Length, (Powdered Metal Gusher Brg. For Better Lubrication) 9,000 lb. (F090) Axle, 1.000" - 16 Threads, 3.750" Length, (Powdered Metal Gusher Brg. For Better Lubrication) 5,000 lb. (F050) Axle, 5,500 lb. Axle, 1.000" - 16 Threads, 5.86" Length, (Greaseable Socket Reduces Corrosion/Wear) 5,000 lb. (F050) Axle, 5,500 lb. Axle, 1.000" - 16 Threads, 5.86" Length, (Greaseable Socket Reduces Corrosion/Wear)	Left ES176L ‡ Right ES176R ‡ Left ES330L ‡ Right ES330R ‡	1 1 1 1	
CM6500				
Drag Link Assembly				
1974-1973	9,000 lb. (F090) Axle, 3.12" Length, (Power Cylinder End) 9,000 lb. (F090) Axle, Power Steering, 17.20" Center To Center, (Greaseable Socket Reduces Corrosion/Wear)	ES2030R DS982 ‡	1 1	
Tie Rod End				
1974-1973	5,000 lb. (F050) Axle, 5,500 lb. Axle, 1.000" - 16 Threads, 5.86" Length, (Greaseable Socket Reduces Corrosion/Wear)	Left ES330L ‡	1	

(Cont.) 60, 600, 6000 Series-GENERAL MOTORS TRUCK**STEERING (Cont.)**

Year	Model/Application	Part	P/C Qty	Figure
CM6500				
Tie Rod End				
1974-1973 (Cont.)	5,000 lb. (F050) Axle, 5,500 lb. Axle, 1.000" - 16 Threads, 5.86" Length, (Greaseable Socket Reduces Corrosion/Wear)	Right ES330R ‡	1	
1974-1970	9,000 lb. (F090) Axle, 1.000" - 16 Threads, 3.750" Length, (Powdered Metal Gusher Brg. For Better Lubrication)	Left ES176L ‡	1	
	9,000 lb. (F090) Axle, 1.000" - 16 Threads, 3.750" Length, (Powdered Metal Gusher Brg. For Better Lubrication)	Right ES176R ‡	1	
CS6000				
Drag Link Assembly				
1978-1975	9,000 lb. (F120D) Axle, 17.96" Center To Center, (Greaseable Socket Reduces Corrosion/Wear)	DS987 ‡	1	
	5,000 lb. (F050) Axle, 7,000 lb. (F070) Axle, 17" Center To Center, (Greaseable Socket Reduces Corrosion/Wear)	DS1064 ‡	1	
Tie Rod End				
1978-1977	5,000 lb. (F050) Axle, 5,500 lb. Axle, 7,000 lb. (F070) Axle, 1.000" - 16 Threads, 4.93" Length, (Greaseable Socket Reduces Corrosion/Wear)	Left ES2061L ‡	1	
	5,000 lb. (F050) Axle, 5,500 lb. Axle, 7,000 lb. (F070) Axle, 1.000" - 16 Threads, 4.93" Length, (Greaseable Socket Reduces Corrosion/Wear)	Right ES2062R ‡	1	
1977-1973	5,000 lb. (F050) Axle, 1.000" - 16 Threads, 5.86" Length, (Greaseable Socket Reduces Corrosion/Wear)	Left ES330L ‡	1	
	5,000 lb. (F050) Axle, 1.000" - 16 Threads, 5.86" Length, (Greaseable Socket Reduces Corrosion/Wear)	Right ES330R ‡	1	
1974-1973	9,000 lb. (F090) Axle, 1.000" - 16 Threads, 3.750" Length, (Powdered Metal Gusher Brg. For Better Lubrication)	Left ES176L ‡	1	
	9,000 lb. (F090) Axle, 1.000" - 16 Threads, 3.750" Length, (Powdered Metal Gusher Brg. For Better Lubrication)	Right ES176R ‡	1	
D60				
Tie Rod End				
1965-1963	9,000 lb. Axle, 1.000" - 16 Threads, 3.750" Length, (Powdered Metal Gusher Brg. For Better Lubrication)	Left ES176L ‡	1	
	9,000 lb. Axle, 1.000" - 16 Threads, 3.750" Length, (Powdered Metal Gusher Brg. For Better Lubrication)	Right ES176R ‡	1	
	5,000 lb. Axle, 1.000" - 16 Threads, 5.86" Length, (Greaseable Socket Reduces Corrosion/Wear)	Left ES330L ‡	1	
	5,000 lb. Axle, 1.000" - 16 Threads, 5.86" Length, (Greaseable Socket Reduces Corrosion/Wear)	Right ES330R ‡	1	
D65				
Tie Rod End				
1962	9,000 lb. Axle, 1.000" - 16 Threads, 3.750" Length, (Powdered Metal Gusher Brg. For Better Lubrication)	Left ES176L ‡	1	
	9,000 lb. Axle, 1.000" - 16 Threads, 3.750" Length, (Powdered Metal Gusher Brg. For Better Lubrication)	Right ES176R ‡	1	
EG6500				
Tie Rod End				
1969-1967	9,000 lb. Axle, 1.000" - 16 Threads, 3.750" Length, (Powdered Metal Gusher Brg. For Better Lubrication)	Left ES176L ‡	1	
EM6500				
Tie Rod End				
1969-1967	9,000 lb. Axle, 1.000" - 16 Threads, 3.750" Length, (Powdered Metal Gusher Brg. For Better Lubrication)	Left ES176L ‡	1	
ES6500				
Tie Rod End				
1968-1967	9,000 lb. Axle, 1.000" - 16 Threads, 3.750" Length, (Powdered Metal Gusher Brg. For Better Lubrication)	Left ES176L ‡	1	
ME6500				
Drag Link Assembly				
1978-1975	9,000 lb. (F090) Axle, 17.96" Center To Center, (Greaseable Socket Reduces Corrosion/Wear)	DS987 ‡	1	
1978-1973	9,000 lb. (F090) Axle, 12,000 lb. Axle, .938" - 20 Threads, 3.12" Length, (Power Cylinder End)	ES2030R	2	
	9,000 lb. (F090) Axle, Power Steering, 17.20" Center To Center, (Greaseable Socket Reduces Corrosion/Wear)	DS982 ‡	1	
Tie Rod End				
1974-1969	9,000 lb. (F090) Axle, 1.000" - 16 Threads, 3.750" Length, (Powdered Metal Gusher Brg. For Better Lubrication)	Left ES176L ‡	1	
	9,000 lb. (F090) Axle, 1.000" - 16 Threads, 3.750" Length, (Powdered Metal Gusher Brg. For Better Lubrication)	Right ES176R ‡	1	

GENERAL MOTORS TRUCK-60, 600, 6000 Series (Cont.)

STEERING (Cont.)

Year	Model/Application	Part	P/C Qty	Figure
MM6500				
Drag Link Assembly				
1974	9,000 lb. (F090) Axle, 12,000 lb. Axle, .938" - 20 Threads, 3.12" Length, (Power Cylinder End) 9,000 lb. (F090) Axle, Power Steering, 17.20" Center To Center, (Greaseable Socket Reduces Corrosion/Wear)	ES2030R DS982 ‡	2 1	
Tie Rod End				
1974	9,000 lb. (F090) Axle, 1.000" - 16 Threads, 3.750" Length, (Powdered Metal Gusher Brg. For Better Lubrication) 9,000 lb. (F090) Axle, 1.000" - 16 Threads, 3.750" Length, (Powdered Metal Gusher Brg. For Better Lubrication)	Left ES176L ‡ Right ES176R ‡	1 1	
P6				
Drag Link Assembly				
1990-1988	7,000 lb. (F070) Axle, 17.53" Center To Center, (Greaseable Socket Reduces Corrosion/Wear) 9,000 lb. (F120D) Axle, 18.50" Center To Center, (Greaseable Socket Reduces Corrosion/Wear)	DS1198 ‡ DS1199 ‡	1 1	
1990-1983	5,000 lb. (F050) Axle, 17" Center To Center, (Greaseable Socket Reduces Corrosion/Wear) 7,000 lb. Axle, Except Motor Home, 17" Center To Center, (Greaseable Socket Reduces Corrosion/Wear) 9,000 lb. Axle, Saginaw Power Steering, Hydraulic Brakes, 17.96" Center To Center, (Greaseable Socket Reduces Corrosion/Wear)	DS1064 ‡ DS1064 ‡ DS987 ‡	1 1 1	
Tie Rod End				
1990-1983	5,000 lb. (F050) Axle, 1.000" - 16 Threads, 4.93" Length, (Greaseable Socket Reduces Corrosion/Wear) 5,000 lb. (F050) Axle, 1.000" - 16 Threads, 4.93" Length, (Greaseable Socket Reduces Corrosion/Wear)	Left ES2061L ‡ Right ES2062R ‡	1 1	
S65				
Tie Rod End				
1966-1963	5,000 lb. Axle, 1.000" - 16 Threads, 5.86" Length, (Greaseable Socket Reduces Corrosion/Wear) 5,000 lb. Axle, 1.000" - 16 Threads, 5.86" Length, (Greaseable Socket Reduces Corrosion/Wear)	Left ES330L ‡ Right ES330R ‡	1 1	
1966-1962	9,000 lb. Axle, 1.000" - 16 Threads, 3.750" Length, (Powdered Metal Gusher Brg. For Better Lubrication) 9,000 lb. Axle, 1.000" - 16 Threads, 3.750" Length, (Powdered Metal Gusher Brg. For Better Lubrication)	Left ES176L ‡ Right ES176R ‡	1 1	
SE6000				
Drag Link Assembly				
1978-1975	5,500 lb. (F055) Axle, 7,000 lb. (F070) Axle, Power Steering, 17" Center To Center, (Greaseable Socket Reduces Corrosion/Wear)	DS1064 ‡	1	
Tie Rod End				
1978-1977	5,000 lb. Axle, 5,500 lb. Axle, 7,000 lb. (F070) Axle, 1.000" - 16 Threads, 4.93" Length, (Greaseable Socket Reduces Corrosion/Wear) 5,000 lb. Axle, 5,500 lb. Axle, 7,000 lb. (F070) Axle, 1.000" - 16 Threads, 4.93" Length, (Greaseable Socket Reduces Corrosion/Wear)	Left ES2061L ‡ Right ES2062R ‡	1 1	
1978-1973	5,500 lb. (F055) Axle, 1.000" - 16 Threads, 5.86" Length, (Greaseable Socket Reduces Corrosion/Wear) 5,500 lb. (F055) Axle, 1.000" - 16 Threads, 5.86" Length, (Greaseable Socket Reduces Corrosion/Wear)	Left ES330L ‡ Right ES330R ‡	1 1	
1974-1973	9,000 lb. (F090) Axle, 1.000" - 16 Threads, 3.750" Length, (Powdered Metal Gusher Brg. For Better Lubrication) 9,000 lb. (F090) Axle, 1.000" - 16 Threads, 3.750" Length, (Powdered Metal Gusher Brg. For Better Lubrication)	Left ES176L ‡ Right ES176R ‡	1 1	
SG6000				
Tie Rod End				
1974-1973	9,000 lb. (F090) Axle, 1.000" - 16 Threads, 3.750" Length, (Powdered Metal Gusher Brg. For Better Lubrication) 9,000 lb. (F090) Axle, 1.000" - 16 Threads, 3.750" Length, (Powdered Metal Gusher Brg. For Better Lubrication) 5,000 lb. (F050) Axle, 5,500 lb. (F055) Axle, 1.000" - 16 Threads, 5.86" Length, (Greaseable Socket Reduces Corrosion/Wear) 5,000 lb. (F050) Axle, 5,500 lb. (F055) Axle, 1.000" - 16 Threads, 5.86" Length, (Greaseable Socket Reduces Corrosion/Wear)	Left ES176L ‡ Right ES176R ‡ Left ES330L ‡ Right ES330R ‡	1 1 1 1	
SM6000				
Tie Rod End				
1974-1973	9,000 lb. (F090) Axle, 1.000" - 16 Threads, 3.750" Length, (Powdered Metal Gusher Brg. For Better Lubrication) 9,000 lb. (F090) Axle, 1.000" - 16 Threads, 3.750" Length, (Powdered Metal Gusher Brg. For Better Lubrication) 5,000 lb. (F050) Axle, 5,500 lb. (F055) Axle, 1.000" - 16 Threads, 5.86" Length, (Greaseable Socket Reduces Corrosion/Wear)	Left ES176L ‡ Right ES176R ‡ Left ES330L ‡	1 1 1	

(Cont.) 60, 600, 6000 Series-GENERAL MOTORS TRUCK**STEERING (Cont.)**

Year	Model/Application	Part	P/C Qty	Figure
SM6000				
Tie Rod End				
1974-1973 (Cont.)	5,000 lb. (F050) Axle, 5,500 lb. (F055) Axle, 1.000" - 16 Threads, 5.86" Length, (Greaseable Socket Reduces Corrosion/Wear)	Right ES330R ‡	1	
SS6000				
Drag Link Assembly				
1976-1975	5,500 lb. (F055) Axle, 7,000 lb. (F070) Axle, 17" Center To Center, (Greaseable Socket Reduces Corrosion/Wear)	DS1064 ‡	1	
Tie Rod End				
1976-1973	5,000 lb. (F050) Axle, 5,500 lb. (F055) Axle, 1.000" - 16 Threads, 5.86" Length, (Greaseable Socket Reduces Corrosion/Wear)	Left ES330L ‡	1	
		Right ES330R ‡	1	
1974-1973	9,000 lb. (F090) Axle, 1.000" - 16 Threads, 3.750" Length, (Powdered Metal Gusher Brg. For Better Lubrication)	Left ES176L ‡	1	
		Right ES176R ‡	1	
T6500				
Tie Rod End				
1974-1966	9,000 lb. (F090) Axle, 1.000" - 16 Threads, 3.750" Length, (Powdered Metal Gusher Brg. For Better Lubrication)	Left ES176L ‡	1	
		Right ES176R ‡	1	
1962	9,000 lb. (F090) Axle, 1.000" - 16 Threads, 3.750" Length, (Powdered Metal Gusher Brg. For Better Lubrication)	Left ES176L ‡	1	
		Right ES176R ‡	1	
TE6000				
Tie Rod End				
1978-1977	5,000 lb. (F050) Axle, 5,500 lb. Axle, 7,000 lb. (F070) Axle, 1.000" - 16 Threads, 4.93" Length, (Greaseable Socket Reduces Corrosion/Wear)	Left ES2061L ‡	1	
		Right ES2062R ‡	1	
1976-1973	5,000 lb. (F050) Axle, 5,500 lb. Axle, 1.000" - 16 Threads, 5.86" Length, (Greaseable Socket Reduces Corrosion/Wear)	Left ES330L ‡	1	
		Right ES330R ‡	1	
1975	9,000 lb. (F090) Axle, Swedge Rod End Clamp Retention, 1.000" - 16 Threads, 3.750" Length, (Powdered Metal Gusher Brg. For Better Lubrication)	Left ES176L ‡	1	
		Right ES176R ‡	1	
1974-1973	9,000 lb. (F090) Axle, 1.000" - 16 Threads, 3.750" Length, (Powdered Metal Gusher Brg. For Better Lubrication)	Left ES176L ‡	1	
		Right ES176R ‡	1	
TE6500				
Tie Rod End				
1978-1977	5,000 lb. (F050) Axle, 5,500 lb. Axle, 1.000" - 16 Threads, 4.93" Length, (Greaseable Socket Reduces Corrosion/Wear)	Left ES2061L ‡	1	
		Right ES2062R ‡	1	
1976-1973	5,000 lb. (F050) Axle, 5,500 lb. Axle, 1.000" - 16 Threads, 5.86" Length, (Greaseable Socket Reduces Corrosion/Wear)	Left ES330L ‡	1	
		Right ES330R ‡	1	
1974-1970	9,000 lb. (F090) Axle, 1.000" - 16 Threads, 3.750" Length, (Powdered Metal Gusher Brg. For Better Lubrication)	Left ES176L ‡	1	
		Right ES176R ‡	1	
TG6000				
Tie Rod End				
1974-1973	9,000 lb. (F090) Axle, 1.000" - 16 Threads, 3.750" Length, (Powdered Metal Gusher Brg. For Better Lubrication)	Left ES176L ‡	1	
		Right ES176R ‡	1	
		Left ES330L ‡	1	
		Right ES330R ‡	1	

GENERAL MOTORS TRUCK-60, 600, 6000 Series (Cont.)

STEERING (Cont.)

Year	Model/Application	Part	P/C Qty	Figure
TM6000				
Tie Rod End				
1974-1973	9,000 lb. (F090) Axle, 1.000" - 16 Threads, 3.750" Length, (Powdered Metal Gusher Brg. For Better Lubrication) Left	ES176L ‡	1	
	9,000 lb. (F090) Axle, 1.000" - 16 Threads, 3.750" Length, (Powdered Metal Gusher Brg. For Better Lubrication) Right	ES176R ‡	1	
	5,000 lb. (F050) Axle, 5,500 lb. Axle, 1.000" - 16 Threads, 5.86" Length, (Greaseable Socket Reduces Corrosion/Wear) Left	ES330L ‡	1	
	5,000 lb. (F050) Axle, 5,500 lb. Axle, 1.000" - 16 Threads, 5.86" Length, (Greaseable Socket Reduces Corrosion/Wear) Right	ES330R ‡	1	
TM6500				
Tie Rod End				
1974-1973	5,000 lb. (F050) Axle, 5,500 lb. Axle, 1.000" - 16 Threads, 5.86" Length, (Greaseable Socket Reduces Corrosion/Wear) Left	ES330L ‡	1	
	5,000 lb. (F050) Axle, 5,500 lb. Axle, 1.000" - 16 Threads, 5.86" Length, (Greaseable Socket Reduces Corrosion/Wear) Right	ES330R ‡	1	
1974-1970	9,000 lb. (F090) Axle, 1.000" - 16 Threads, 3.750" Length, (Powdered Metal Gusher Brg. For Better Lubrication) Left	ES176L ‡	1	
	9,000 lb. (F090) Axle, 1.000" - 16 Threads, 3.750" Length, (Powdered Metal Gusher Brg. For Better Lubrication) Right	ES176R ‡	1	
Topkick C6000				
Drag Link Assembly				
1990	7,000 lb. Axle, 17.53" Center To Center, (Greaseable Socket Reduces Corrosion/Wear)	DS1198 ‡	1	
	12,000 lb. (F120) Axle, 17.93" Center To Center, (Greaseable Socket Reduces Corrosion/Wear)	DS986 ‡	1	
	9,000 lb. (F120D) Axle, 17.96" Center To Center, (Greaseable Socket Reduces Corrosion/Wear)	DS987 ‡	1	
	7,000 lb. Axle, 17" Center To Center, (Greaseable Socket Reduces Corrosion/Wear)	DS1064 ‡	1	
	9,000 lb. (F090) Axle, 18.50" Center To Center, (Greaseable Socket Reduces Corrosion/Wear)	DS1199 ‡	1	
	8,000 lb. (FL1) Axle, 11,000 lb. (FL2) Axle, Hydraulic Brakes, 20.65" Center To Center	DS1216	1	
	12,000 lb. (F120) Axle, Power Ram Cylinder, 18.58" Center To Center, (Greaseable Socket Reduces Corrosion/Wear)	DS1200 ‡	1	
	8,100 lb. Axle, 11,000 lb. Axle, Power Steering (Non-Variable)(N40), Air Brakes, 20.28" Center To Center	DS1277	1	
Tie Rod End				
1990	5,000 lb. (F050) Axle, 7,000 lb. (F070) Axle, 1.000" - 16 Threads, 4.93" Length, (Greaseable Socket Reduces Corrosion/Wear) Left	ES2061L ‡	1	
	5,000 lb. (F050) Axle, 7,000 lb. (F070) Axle, 1.000" - 16 Threads, 4.93" Length, (Greaseable Socket Reduces Corrosion/Wear) Right	ES2062R ‡	1	
	8,000 lb. (FL1) Axle, 1.000" - 16 Threads, 5.00" Length Left	ES3268L	1	
	8,000 lb. (FL1) Axle, 1.000" - 16 Threads, 5.00" Length Right	ES3269R	1	
	7,000 lb. (F070) Axle, 10.080" Length Left Outer	ES3026L	1	
	7,000 lb. (F070) Axle, 10.080" Length Right Outer	ES3027R	1	
	F090, 8100 Lb. Axle, 4.880" Length, (Greaseable Socket Reduces Corrosion/Wear) Left Outer	ES405L ‡	1	
	F090, 8100 Lb. Axle, 4.880" Length, (Greaseable Socket Reduces Corrosion/Wear) Right Outer	ES405R ‡	1	
	F120, 12000 Lb. Axle, 4.880" Length, (Greaseable Socket Reduces Corrosion/Wear) Left Outer	ES405L ‡	1	
	F120, 12000 Lb. Axle, 4.880" Length, (Greaseable Socket Reduces Corrosion/Wear) Right Outer	ES405R ‡	1	
	F120D, 9000 Lb. Axle, 4.880" Length, (Greaseable Socket Reduces Corrosion/Wear) Left Outer	ES405L ‡	1	
	F120D, 9000 Lb. Axle, 4.880" Length, (Greaseable Socket Reduces Corrosion/Wear) Right Outer	ES405R ‡	1	
W6				
Tie Rod End				
1980-1979	7,000 lb. (F070) Axle, 1.000" - 16 Threads, 4.93" Length, (Greaseable Socket Reduces Corrosion/Wear) Left	ES2061L ‡	1	
	7,000 lb. (F070) Axle, 1.000" - 16 Threads, 4.93" Length, (Greaseable Socket Reduces Corrosion/Wear) Right	ES2062R ‡	1	

GENERAL MOTORS TRUCK-70, 700, 7000 Series

FRONT SUSPENSION

Year	Model/Application	Part	P/C Qty	Figure
C7000				
King Bolt Set				
1990	7,000 lb. (F070) Axle, 1.249" X 7.890", (Contains Nylon Bushing, One Keyway)	8491N	1	
	7,000 lb. (F070) Axle, 1.259" X 7.890", (Contains Metal Bushing, Oversize, One Keyway)	8491B010	1	
	8,000 lb. (FL1) Axle, 1.614" X 8.035", (Contains Metal Bushing, Non Tapered Thread)	8659B	1	
	11,000 lb. (FL2) Axle, 1.892" X 9.203", (Contains Metal Bushing, Non Tapered Thread)	8660B	1	
	14,000 lb. (FH0) Axle, 14,600 lb. (FL3) Axle, 1.892" X 9.604", (Contains Metal Bushing, Non Tapered Thread)	8661B	1	
	12,000 lb. (FS7) Axle, Hydraulic Brakes, 1.892" X 9.203", (Contains Metal Bushing, Non Tapered Thread)	8660B	1	
1990-1980	7,000 lb. (F070) Axle, 1.249" X 7.890", (Contains Metal Bushing, One Keyway)	8491B	1	
1990-1979	9,000 lb. (F090) Axle, 1.186/1.434" X 8.750", (Contains Metal Bushing, Tapered Bolt)	8462B	1	

**(Cont.) 70, 700, 7000 Series—GENERAL MOTORS TRUCK
FRONT SUSPENSION (Cont.)**

Year	Model/Application	Part	P/C Qty	Figure
C7000				
King Bolt Set				
1990-1979 (Cont.)	8,100 lb. (F090D) Axle, 9,000 lb. (F120D) Axle, 12,000 lb. (F120) Axle, 1.745" X 9.380", (Contains Metal Bushing, One Keyway)	8613B	1	
1989-1979	7,000 lb. (F070) Axle, Roller Bearing .625" Thick, 1.249" X 7.890", (Contains Nylon Bushing, One Keyway)	8491N	1	
	7,000 lb. (F070) Axle, Roller Bearing .625" Thick, 1.259" X 7.890", (Contains Metal Bushing, Oversize, One Keyway)	8491B010	1	
1987-1979	9,000 lb. (F090) Axle, 1.186/1.434" X 8.750", (Contains Nylon Bushing, Tapered Bolt)	8462N	1	
HE75				
King Bolt Set				
1978-1975	9,000 lb. (F090) Axle, 1.186/1.434" X 8.750", (Contains Metal Bushing, Tapered Bolt)	8462B	1	
	9,000 lb. (F090) Axle, 1.186/1.434" X 8.750", (Contains Nylon Bushing, Tapered Bolt)	8462N	1	
	7,000 lb. (F070) Axle, 1.249" X 7.890", (Contains Nylon Bushing, One Keyway)	8491N	1	
	7,000 lb. (F070) Axle, 1.259" X 7.890", (Contains Metal Bushing, Oversize, One Keyway)	8491B010	1	
	12,000 lb. (F120) Axle, 1.745" X 9.380", (Contains Metal Bushing, One Keyway)	8613B	1	
	16,000 lb. (FL901) Axle, 1.999" Pin Diameter, 11.040" Length, (Contains Metal Bushing, Two Keyways)	8518B	1	
	16,000 lb. (FL901) Axle, 1.999" Pin Diameter, 11.040" Length, (Contains Nylon Bushing, Two Keyways)	8518N	1	
HG7500				
King Bolt Set				
1969-1966	9,000 lb. (F090) Axle, 1.186/1.434" X 8.750", (Contains Metal Bushing, Tapered Bolt)	8462B	1	
	9,000 lb. (F090) Axle, 1.186/1.434" X 8.750", (Contains Nylon Bushing, Tapered Bolt)	8462N	1	
	11,000 lb. (F110) Axle, 1.309/1.607" X 9.750", (Contains Metal Bushing, Tapered Bolt)	8386B	1	
	11,000 lb. (F110) Axle, 1.309/1.607" X 9.750", (Tapered Bolt, Contains Nylon Bushing)	8386N	1	
	18,000 lb. Axle, 1.999" Pin Diameter, 11.040" Length, (Contains Metal Bushing, Two Keyways)	8518B	1	
	18,000 lb. Axle, 1.999" Pin Diameter, 11.040" Length, (Contains Nylon Bushing, Two Keyways)	8518N	1	
	7,000 lb. (F070) Axle, .415" Thick Washer Bearing, 1.745" X 9.380", (Contains Metal Bushing, One Keyway)	8613B	1	
	12,000 lb. Axle, Except Axle Stamped 685123, 1.309/1.607" X 9.750", (Contains Metal Bushing, Tapered Bolt)	8386B	1	
	12,000 lb. Axle, Except Axle Stamped 685123, 1.309/1.607" X 9.750", (Tapered Bolt, Contains Nylon Bushing)	8386N	1	
	7,000 lb. (F070) Axle, Roller Bearing .625" Thick, 1.249" X 7.890", (Contains Nylon Bushing, One Keyway)	8491N	1	
	7,000 lb. (F070) Axle, Roller Bearing .625" Thick, 1.259" X 7.890", (Contains Metal Bushing, Oversize, One Keyway)	8491B010	1	
HM7500				
King Bolt Set				
1972-1966	9,000 lb. (F090) Axle, 1.186/1.434" X 8.750", (Contains Metal Bushing, Tapered Bolt)	8462B	1	
	9,000 lb. (F090) Axle, 1.186/1.434" X 8.750", (Contains Nylon Bushing, Tapered Bolt)	8462N	1	
	11,000 lb. (F110) Axle, 1.309/1.607" X 9.750", (Contains Metal Bushing, Tapered Bolt)	8386B	1	
	11,000 lb. (F110) Axle, 1.309/1.607" X 9.750", (Tapered Bolt, Contains Nylon Bushing)	8386N	1	
	18,000 lb. Axle, 1.999" Pin Diameter, 11.040" Length, (Contains Metal Bushing, Two Keyways)	8518B	1	
	18,000 lb. Axle, 1.999" Pin Diameter, 11.040" Length, (Contains Nylon Bushing, Two Keyways)	8518N	1	
	7,000 lb. (F070) Axle, .415" Thick Washer Bearing, 1.745" X 9.380", (Contains Metal Bushing, One Keyway)	8613B	1	
	12,000 lb. Axle, Except Axle Stamped 685123, 1.309/1.607" X 9.750", (Contains Metal Bushing, Tapered Bolt)	8386B	1	
	12,000 lb. Axle, Except Axle Stamped 685123, 1.309/1.607" X 9.750", (Tapered Bolt, Contains Nylon Bushing)	8386N	1	
	7,000 lb. (F070) Axle, Roller Bearing .625" Thick, 1.249" X 7.890", (Contains Nylon Bushing, One Keyway)	8491N	1	
	7,000 lb. (F070) Axle, Roller Bearing .625" Thick, 1.259" X 7.890", (Contains Metal Bushing, Oversize, One Keyway)	8491B010	1	
JE75				
King Bolt Set				
1978-1975	9,000 lb. (F090) Axle, 1.186/1.434" X 8.750", (Contains Metal Bushing, Tapered Bolt)	8462B	1	
	9,000 lb. (F090) Axle, 1.186/1.434" X 8.750", (Contains Nylon Bushing, Tapered Bolt)	8462N	1	
	7,000 lb. (F070) Axle, 1.249" X 7.890", (Contains Nylon Bushing, One Keyway)	8491N	1	
	7,000 lb. (F070) Axle, 1.259" X 7.890", (Contains Metal Bushing, Oversize, One Keyway)	8491B010	1	
	9,000 lb. (F120D) Axle, 12,000 lb. (F120) Axle, 1.745" X 9.380", (Contains Metal Bushing, One Keyway)	8613B	1	
	16,000 lb. (FL901) Axle, 1.999" Pin Diameter, 11.040" Length, (Contains Metal Bushing, Two Keyways)	8518B	1	
	16,000 lb. (FL901) Axle, 1.999" Pin Diameter, 11.040" Length, (Contains Nylon Bushing, Two Keyways)	8518N	1	
	16,000 lb. (FL931) Axle, 1.999" Pin Diameter, 11.212" Length, (Contains Metal Bushing, Two Keyways)	8571B	1	
JM7500				
King Bolt Set				
1972-1966	9,000 lb. (F090) Axle, 1.186/1.434" X 8.750", (Contains Metal Bushing, Tapered Bolt)	8462B	1	
	9,000 lb. (F090) Axle, 1.186/1.434" X 8.750", (Contains Nylon Bushing, Tapered Bolt)	8462N	1	
	11,000 lb. (F110) Axle, 12,000 lb. (F120) Axle, 1.309/1.607" X 9.750", (Contains Metal Bushing, Tapered Bolt)	8386B	1	

GENERAL MOTORS TRUCK-70, 700, 7000 Series (Cont.)

FRONT SUSPENSION (Cont.)

Year	Model/Application	Part	P/C Qty	Figure
JM7500				
King Bolt Set				
1972-1966 (Cont.)	11,000 lb. (F110) Axle, 12,000 lb. (F120) Axle, 1.309/1.607" X 9.750", (Tapered Bolt, Contains Nylon Bushing)	8386N	1	
	18,000 lb. Axle, 1.999" Pin Diameter, 11.040" Length, (Contains Metal Bushing, Two Keyways)	8518B	1	
	18,000 lb. Axle, 1.999" Pin Diameter, 11.040" Length, (Contains Nylon Bushing, Two Keyways)	8518N	1	
	7,000 lb. (F070) Axle, .415" Thick Washer Bearing, 1.745" X 9.380", (Contains Metal Bushing, One Keyway)	8613B	1	
	7,000 lb. (F070) Axle, Roller Bearing .625" Thick, 1.249" X 7.890", (Contains Nylon Bushing, One Keyway)	8491N	1	
	7,000 lb. (F070) Axle, Roller Bearing .625" Thick, 1.259" X 7.890", (Contains Metal Bushing, Oversize, One Keyway)	8491B010	1	
TM7500				
King Bolt Set				
1972-1966	9,000 lb. (F090) Axle, 1.186/1.434" X 8.750", (Contains Metal Bushing, Tapered Bolt)	8462B	1	
	9,000 lb. (F090) Axle, 1.186/1.434" X 8.750", (Contains Nylon Bushing, Tapered Bolt)	8462N	1	
	11,000 lb. (F110) Axle, 12,000 lb. (F120) Axle, 1.309/1.607" X 9.750", (Contains Metal Bushing, Tapered Bolt)	8386B	1	
	11,000 lb. (F110) Axle, 12,000 lb. (F120) Axle, 1.309/1.607" X 9.750", (Tapered Bolt, Contains Nylon Bushing)	8386N	1	
	18,000 lb. Axle, 1.999" Pin Diameter, 11.040" Length, (Contains Metal Bushing, Two Keyways)	8518B	1	
	18,000 lb. Axle, 1.999" Pin Diameter, 11.040" Length, (Contains Nylon Bushing, Two Keyways)	8518N	1	
	7,000 lb. (F070) Axle, Roller Bearing .625" Thick, 1.249" X 7.890", (Contains Nylon Bushing, One Keyway)	8491N	1	
	7,000 lb. (F070) Axle, Roller Bearing .625" Thick, 1.259" X 7.890", (Contains Metal Bushing, Oversize, One Keyway)	8491B010	1	
Topkick C7000				
King Bolt Set				
1990	8,100 lb. (FL1) Axle, 1.614" X 8.035", (Contains Metal Bushing, Non Tapered Thread)	8659B	1	
	1.892" X 9.203", (Contains Metal Bushing, Non Tapered Thread)	8660B	1	
	1.892" X 9.604", (Contains Metal Bushing, Non Tapered Thread)	8661B	1	
TV7500				
King Bolt Set				
1974-1973	9,000 lb. (F090) Axle, 1.186/1.434" X 8.750", (Contains Metal Bushing, Tapered Bolt)	8462B	1	
	9,000 lb. (F090) Axle, 1.186/1.434" X 8.750", (Contains Nylon Bushing, Tapered Bolt)	8462N	1	
	7,000 lb. (F070) Axle, 1.249" X 7.890", (Contains Nylon Bushing, One Keyway)	8491N	1	
	7,000 lb. (F070) Axle, 1.259" X 7.890", (Contains Metal Bushing, Oversize, One Keyway)	8491B010	1	
	12,000 lb. (F120) Axle, 1.309/1.607" X 9.750", (Contains Metal Bushing, Tapered Bolt)	8386B	1	
	12,000 lb. (F120) Axle, 1.309/1.607" X 9.750", (Tapered Bolt, Contains Nylon Bushing)	8386N	1	
W7				
King Bolt Set				
1980-1979	9,000 lb. (F090) Axle, 1.186/1.434" X 8.750", (Contains Metal Bushing, Tapered Bolt)	8462B	1	
	9,000 lb. (F090) Axle, 1.186/1.434" X 8.750", (Contains Nylon Bushing, Tapered Bolt)	8462N	1	
	7,000 lb. (F070) Axle, 1.259" X 7.890", (Contains Metal Bushing, Oversize, One Keyway)	8491B010	1	
	12,000 lb. (F120) Axle, 1.745" X 9.380", (Contains Metal Bushing, One Keyway)	8613B	1	
	7,000 lb. (F070) Axle, Roller Bearing .625" Thick, 1.249" X 7.890", (Contains Nylon Bushing, One Keyway)	8491N	1	
WM7500				
King Bolt Set				
1972-1970	9,000 lb. (F090) Axle, 1.186/1.434" X 8.750", (Contains Metal Bushing, Tapered Bolt)	8462B	1	
	9,000 lb. (F090) Axle, 1.186/1.434" X 8.750", (Contains Nylon Bushing, Tapered Bolt)	8462N	1	
	12,000 lb. (F120) Axle, 1.309/1.607" X 9.750", (Contains Metal Bushing, Tapered Bolt)	8386B	1	
	12,000 lb. (F120) Axle, 1.309/1.607" X 9.750", (Tapered Bolt, Contains Nylon Bushing)	8386N	1	
	16,000 lb. (FL901) Axle, 18,000 lb. Axle, 1.999" Pin Diameter, 11.040" Length, (Contains Metal Bushing, Two Keyways)	8518B	1	
	16,000 lb. (FL901) Axle, 18,000 lb. Axle, 1.999" Pin Diameter, 11.040" Length, (Contains Nylon Bushing, Two Keyways)	8518N	1	
	7,000 lb. (F070) Axle, Roller Bearing .625" Thick, 1.249" X 7.890", (Contains Nylon Bushing, One Keyway)	8491N	1	
STEERING				
Year	Model/Application	Part	P/C Qty	Figure
C7000				
Drag Link Assembly				
1990	14,000 lb. (FH0) Axle, 16.85" Center To Center	DS1278	1	
	12,000 lb. (FS7) Axle, Air Brakes, 16.85" Center To Center	DS1278	1	
	8,000 lb. (FL1) Axle, Air Brakes, 20.28" Center To Center	DS1277	1	
	9,000 lb. (F120D) Axle, Except Saginaw, 17.96" Center To Center, (Greaseable Socket Reduces Corrosion/Wear)	DS987 ‡	1	

(Cont.) 70, 700, 7000 Series-GENERAL MOTORS TRUCK**STEERING (Cont.)**

Year	Model/Application	Part	P/C Qty	Figure	
C7000					
Drag Link Assembly					
1990 (Cont.)	7,000 lb. (F070) Axle, Except Saginaw, 17" Center To Center, (Greaseable Socket Reduces Corrosion/Wear)	DS1064 ‡	1		
	8,000 lb. (FL1) Axle, Hydraulic Brakes, 20.65" Center To Center	DS1216	1		
	12,000 lb. (F120) Axle, Power Ram Cylinder, Power Steering, 17.93" Center To Center, (Greaseable Socket Reduces Corrosion/Wear)	DS986 ‡	1		
	11,000 lb. (FL2) Axle, Ross Power Steering, 17.48" Center To Center	DS1217	1		
	7,000 lb. (F070) Axle, Saginaw Power Steering, 17.53" Center To Center, (Greaseable Socket Reduces Corrosion/Wear)	DS1198 ‡	1		
	9,000 lb. (F120D) Axle, Saginaw Power Steering, 18.50" Center To Center, (Greaseable Socket Reduces Corrosion/Wear)	DS1199 ‡	1		
	11,000 lb. (FL2) Axle, Saginaw Power Steering, Air Brakes, 20.28" Center To Center	DS1277	1		
	11,000 lb. (FL2) Axle, Saginaw Power Steering, Hydraulic Brakes, 20.65" Center To Center	DS1216	1		
1990-1988	12,000 lb. (F120) Axle, Power Ram Cylinder, Power Steering, 18.58" Center To Center, (Greaseable Socket Reduces Corrosion/Wear)	DS1200 ‡	1		
1989-1987	7000 Lb Front Axle, 17.53" Center To Center, (Greaseable Socket Reduces Corrosion/Wear)	DS1198 ‡	1		
	9000 Lb Front Axle, 18.50" Center To Center, (Greaseable Socket Reduces Corrosion/Wear)	DS1199 ‡	1		
1989-1979	17.93" Center To Center, (Greaseable Socket Reduces Corrosion/Wear)	DS986 ‡	1		
	7,000 lb. (F070) Axle, 17" Center To Center, (Greaseable Socket Reduces Corrosion/Wear)	DS1064 ‡	1		
	9000 Lb Front Axle, 17.96" Center To Center, (Greaseable Socket Reduces Corrosion/Wear)	DS987 ‡	1		
Tie Rod End					
1990	7,000 lb. (F070) Axle, 10.80" Length	Left Outer ES3026L	1		
	9,000 lb. (F120D) Axle, 12,000 lb. (F120) Axle, 4.880" Length, (Greaseable Socket Reduces Corrosion/Wear)	Left Outer ES405L ‡	1		
	9,000 lb. (F120D) Axle, 12,000 lb. (F120) Axle, 4.880" Length, (Greaseable Socket Reduces Corrosion/Wear)	Right Outer ES405R ‡	1		
	7,000 lb. (F070) Axle, 4.93" Length, (Greaseable Socket Reduces Corrosion/Wear)	Left Outer ES2061L ‡	1		
	7,000 lb. (F070) Axle, 4.93" Length, (Greaseable Socket Reduces Corrosion/Wear)	Right Outer ES2062R ‡	1		
	8,000 lb. (FL1) Axle, 5.02" Length	Left Outer ES3268L	1		
	8,000 lb. (FL1) Axle, 5.02" Length	Right Outer ES3269R	1		
	11,000 lb. (FL2) Axle, 12,000 lb. (FS7) Axle, 14,000 lb. (FH0) Axle, 7/8" - 14 Threaded Stud, 5.44" Length, (Greaseable Socket Reduces Corrosion/Wear)	Left Outer ES3274L ‡	1		
	11,000 lb. (FL2) Axle, 12,000 lb. (FS7) Axle, 14,000 lb. (FH0) Axle, 7/8" - 14 Threaded Stud, 5.44" Length, (Greaseable Socket Reduces Corrosion/Wear)	Right Outer ES3275R ‡	1		
	9,000 lb. (F090) Axle, Axle Stamped 2035126, 4.880" Length, (Greaseable Socket Reduces Corrosion/Wear)	Left Outer ES405L ‡	1		
	9,000 lb. (F090) Axle, Axle Stamped 2035126, 4.880" Length, (Greaseable Socket Reduces Corrosion/Wear)	Right Outer ES405R ‡	1		
	1989-1988	7,000 lb. (F070) Axle, 10.080" Length	Left Outer ES3026L	1	
		7,000 lb. (F070) Axle, 10.080" Length	Right Outer ES3027R	1	
	1989-1983	Axle Stamped 2035126, F090, 9000 Lb. Axle, 4.880" Length, (Greaseable Socket Reduces Corrosion/Wear)	Left Outer ES405L ‡	1	
		Axle Stamped 2035126, F090, 9000 Lb. Axle, 4.880" Length, (Greaseable Socket Reduces Corrosion/Wear)	Right Outer ES405R ‡	1	
1989-1980	F120, 12000 Lb. Axle, 4.880" Length, (Greaseable Socket Reduces Corrosion/Wear)	Left Outer ES405L ‡	1		
	F120, 12000 Lb. Axle, 4.880" Length, (Greaseable Socket Reduces Corrosion/Wear)	Right Outer ES405R ‡	1		
	F120D, 9000 Lb. Axle, 4.880" Length, (Greaseable Socket Reduces Corrosion/Wear)	Left Outer ES405L ‡	1		
	F120D, 9000 Lb. Axle, 4.880" Length, (Greaseable Socket Reduces Corrosion/Wear)	Right Outer ES405R ‡	1		
1989-1979	7,000 lb. (F070) Axle, 1.000" - 16 Threads, 4.93" Length, (Greaseable Socket Reduces Corrosion/Wear)	Left ES2061L ‡	1		
	7,000 lb. (F070) Axle, 1.000" - 16 Threads, 4.93" Length, (Greaseable Socket Reduces Corrosion/Wear)	Right ES2062R ‡	1		
1982-1980	4.880" Length, (Greaseable Socket Reduces Corrosion/Wear)	Left Outer ES405L ‡	1		
	4.880" Length, (Greaseable Socket Reduces Corrosion/Wear)	Right Outer ES405R ‡	1		
HE75					
Drag Link Assembly					
1978-1975	9,000 lb. (F090, F120D) Axle, 12,000 lb. (F120) Axle, Power Steering, 17.70" Center To Center	DS910	1		
Tie Rod End					
1978-1975	16,000 lb. (FL901) Axle, 1.250" - 12 Threads, 5.750" Length, (Right Hand Threads)	Left Outer ES431L ‡	1		
	16,000 lb. (FL901) Axle, 1.250" - 12 Threads, 5.750" Length, (Left Hand Threads)	Right Outer ES431R ‡	1		
	16,000 lb. (FL901) Axle, 5.750" Length, 1.250" - 12 Threads	Left ES2040R	1		
	9,000 lb. (F090) Axle, Axle Stamped 688568, 1.000" - 16 Threads, 3.750" Length, (Powdered Metal Gusher Brg. For Better Lubrication)	Left ES176L ‡	1		
	9,000 lb. (F090) Axle, Axle Stamped 688568, 1.000" - 16 Threads, 3.750" Length, (Powdered Metal Gusher Brg. For Better Lubrication)	Right ES176R ‡	1		
	HG7500				
Tie Rod End					
1968-1966	9,000 lb. (F090) Axle, 1.000" - 16 Threads, 3.750" Length, (Powdered Metal Gusher Brg. For Better Lubrication)	Left ES176L ‡	1		
	9,000 lb. (F090) Axle, 1.000" - 16 Threads, 3.750" Length, (Powdered Metal Gusher Brg. For Better Lubrication)	Right ES176R ‡	1		

GENERAL MOTORS TRUCK-70, 700, 7000 Series (Cont.)

STEERING (Cont.)

Year	Model/Application	Part	P/C Qty	Figure
HG7500				
Tie Rod End				
1968-1966 (Cont.)	16,000 lb. (FL901) Axle, 1.250" - 12 Threads, 5.750" Length, (Right Hand Threads)	Left Outer	ES431L ‡	1
	16,000 lb. (FL901) Axle, 1.250" - 12 Threads, 5.750" Length, (Left Hand Threads)	Right Outer	ES431R ‡	1
	16,000 lb. (FL901) Axle, 5.750" Length, 1.250" - 12 Threads	Left	ES2040R	1
HM7500				
Drag Link Assembly				
1972-1970	9,000 lb. (F090) Axle, 12,000 lb. Axle, 92" Bumper To Back Of Cab, Power Steering, 17.70" Center To Center		DS910	1
JE75				
Drag Link Assembly				
1978-1975	16,000 lb. (FL931) Axle, Power Steering, 17.70" Center To Center	Left	DS910	1
Tie Rod End				
1978-1975	16,000 lb. (FL901) Axle, 1.250" - 12 Threads, 5.750" Length, (Right Hand Threads)	Left Outer	ES431L ‡	1
	16,000 lb. (FL901) Axle, 1.250" - 12 Threads, 5.750" Length, (Left Hand Threads)	Right Outer	ES431R ‡	1
	16,000 lb. (FL901) Axle, 5.750" Length, 1.250" - 12 Threads	Left	ES2040R	1
	9,000 lb. (F090) Axle, Axle Stamped 688568, 1.000" - 16 Threads, 3.750" Length, (Powdered Metal Gusher Brg. For Better Lubrication)	Left	ES176L ‡	1
	9,000 lb. (F090) Axle, Axle Stamped 688568, 1.000" - 16 Threads, 3.750" Length, (Powdered Metal Gusher Brg. For Better Lubrication)	Right	ES176R ‡	1
	16,000 lb. (FL931) Axle, Axles Stamped With 718314, 719708, 719831, 2025882, Or 886, 7.370" Length, 1.250" - 12 Threads, (Left Hand Threads, Design Allows Ease Of Installation)	Left	ES2210L ‡	1
JM7500				
Drag Link Assembly				
1972-1970	12,000 lb. Axle, 92" And 114" Bumper To Back Of Cab, Manual Steering, 17.70" Center To Center		DS910	1
	9,000 lb. Axle, 92" Bumper To Back Of Cab, Power Steering, 17.70" Center To Center		DS910	1
TM7500				
Drag Link Assembly				
1972-1970	12,000 lb. Axle, 92" And 114" Bumper To Back Of Cab, Manual Steering, 17.70" Center To Center		DS910	1
	9,000 lb. Axle, 92" Bumper To Back Of Cab, Power Steering, 17.70" Center To Center		DS910	1
Tie Rod End				
1972-1966	9,000 lb. (F090) Axle, 1.000" - 16 Threads, 3.750" Length, (Powdered Metal Gusher Brg. For Better Lubrication)	Left	ES176L ‡	1
	9,000 lb. (F090) Axle, 1.000" - 16 Threads, 3.750" Length, (Powdered Metal Gusher Brg. For Better Lubrication)	Right	ES176R ‡	1
Topkick C7000				
Drag Link Assembly				
1990	11000 Lb Front Axle, 17.48" Center To Center		DS1217	1
	11000 Lb Front Axle, Air Brakes, 20.28" Center To Center		DS1277	1
	11000 Lb Front Axle, Hydraulic Brakes, 20.65" Center To Center		DS1216	1
	12000 Lb Front Axle, Hydraulic Brakes, 17.48" Center To Center		DS1217	1
	14000 Lb Front Axle, 16.85" Center To Center		DS1278	1
	8100 LB Front Axle, Air Brakes, 20.28" Center To Center		DS1277	1
	8100 LB Front Axle, Hydraulic Brakes, 20.65" Center To Center		DS1216	1
Tie Rod End				
1990	7,000 lb. (F070) Axle, 1.000" - 16 Threads, 4.93" Length, (Greaseable Socket Reduces Corrosion/Wear)	Left	ES2061L ‡	1
	7,000 lb. (F070) Axle, 1.000" - 16 Threads, 4.93" Length, (Greaseable Socket Reduces Corrosion/Wear)	Right	ES2062R ‡	1
	8,000 lb. (FL1) Axle, 1.000" - 16 Threads, 5.00" Length	Left	ES3268L	1
	8,000 lb. (FL1) Axle, 1.000" - 16 Threads, 5.00" Length	Right	ES3269R	1
	11,000 lb. (FL2) Axle, 12,000 lb. (FS7) Axle, 14,000 lb. (FH0) Axle, 5.440" Length, 7/8" - 14 Threaded Stud, (Greaseable Socket Reduces Corrosion/Wear)	Left Outer	ES3274L ‡	1
	11,000 lb. (FL2) Axle, 12,000 lb. (FS7) Axle, 14,000 lb. (FH0) Axle, 5.440" Length, 7/8" - 14 Threaded Stud, (Greaseable Socket Reduces Corrosion/Wear)	Right Outer	ES3275R ‡	1
TV7500				
Tie Rod End				
1974-1973	9,000 lb. (F090) Axle, Axle Stamped 688568, 1.000" - 16 Threads, 3.750" Length, (Powdered Metal Gusher Brg. For Better Lubrication)	Left	ES176L ‡	1
	9,000 lb. (F090) Axle, Axle Stamped 688568, 1.000" - 16 Threads, 3.750" Length, (Powdered Metal Gusher Brg. For Better Lubrication)	Right	ES176R ‡	1
W7				
Tie Rod End				
1980-1979	7,000 lb. (F070) Axle, 1.000" - 16 Threads, 4.93" Length, (Greaseable Socket Reduces Corrosion/Wear)	Left	ES2061L ‡	1

(Cont.) 70, 700, 7000 Series-GENERAL MOTORS TRUCK**STEERING (Cont.)**

Year	Model/Application	Part	P/C Qty	Figure
W7				
Tie Rod End				
1980-1979 (Cont.)	7,000 lb. (F070) Axle, 1.000" - 16 Threads, 4.93" Length, (Greaseable Socket Reduces Corrosion/Wear)	Right ES2062R ‡	1	
WM7500				
Tie Rod End				
1972-1971	16,000 lb. (FL901) Axle, 1.250" - 12 Threads, 5.750" Length, (Right Hand Threads)	Left Outer ES431L ‡	1	
	16,000 lb. (FL901) Axle, 1.250" - 12 Threads, 5.750" Length, (Left Hand Threads)	Right Outer ES431R ‡	1	
	16,000 lb. (FL901) Axle, 5.750" Length, 1.250" - 12 Threads	Right ES2040R	1	
1971-1970	9,000 lb. (F090) Axle, 1.000" - 16 Threads, 3.750" Length, (Powdered Metal Gusher Brg. For Better Lubrication)	Left ES176L ‡	1	
	9,000 lb. (F090) Axle, 1.000" - 16 Threads, 3.750" Length, (Powdered Metal Gusher Brg. For Better Lubrication)	Right ES176R ‡	1	
REAR SUSPENSION				
Year	Model/Application	Part	P/C Qty	Figure
C7000				
Tie Rod End				
1990	7,000 lb. (F070) Axle, 10.80" Length	Right Outer ES3027R	1	

80, 800, 8000 Series-GENERAL MOTORS TRUCK**FRONT SUSPENSION**

Year	Model/Application	Part	P/C Qty	Figure
C8000				
King Bolt Set				
1982-1979	9,000 lb. (F090) Axle, 1.186/1.434" X 8.750", (Contains Metal Bushing, Tapered Bolt)	8462B	1	
	9,000 lb. (F090) Axle, 1.186/1.434" X 8.750", (Contains Nylon Bushing, Tapered Bolt)	8462N	1	
	9,000 lb. (F120D) Axle, 10,860 lb. (F120D) Axle, 12,000 lb. (F120) Axle, 1.745" X 9.380", (Contains Metal Bushing, One Keyway)	8613B	1	
	16,000 lb. (FL931) Axle, 18,000 lb. (FL931) Axle, 1.999" Pin Diameter, 11.212" Length, (Contains Metal Bushing, Two Keyways)	8571B	1	
	7,000 lb. (F070) Axle, Roller Bearing .625" Thick, 1.249" X 7.890", (Contains Nylon Bushing, One Keyway)	8491N	1	
	7,000 lb. (F070) Axle, Roller Bearing .625" Thick, 1.259" X 7.890", (Contains Metal Bushing, Oversize, One Keyway)	8491B010	1	
HE80				
King Bolt Set				
1978-1975	9,000 lb. (F090) Axle, 1.186/1.434" X 8.750", (Contains Metal Bushing, Tapered Bolt)	8462B	1	
	9,000 lb. (F090) Axle, 1.186/1.434" X 8.750", (Contains Nylon Bushing, Tapered Bolt)	8462N	1	
	7,000 lb. (F070) Axle, 1.249" X 7.890", (Contains Nylon Bushing, One Keyway)	8491N	1	
	7,000 lb. (F070) Axle, 1.259" X 7.890", (Contains Metal Bushing, Oversize, One Keyway)	8491B010	1	
	12,000 lb. (F120) Axle, 1.745" X 9.380", (Contains Metal Bushing, One Keyway)	8613B	1	
1977-1975	12,000 lb. (F120) Axle, 1.309/1.607" X 9.750", (Contains Metal Bushing, Tapered Bolt)	8386B	1	
	12,000 lb. (F120) Axle, 1.309/1.607" X 9.750", (Tapered Bolt, Contains Nylon Bushing)	8386N	1	
HM8500				
King Bolt Set				
1969-1966	9,000 lb. (F090) Axle, 1.186/1.434" X 8.750", (Contains Metal Bushing, Tapered Bolt)	8462B	1	
	9,000 lb. (F090) Axle, 1.186/1.434" X 8.750", (Contains Nylon Bushing, Tapered Bolt)	8462N	1	
	11,000 lb. Axle, 12,000 lb. (F120) Axle, 1.309/1.607" X 9.750", (Contains Metal Bushing, Tapered Bolt)	8386B	1	
	11,000 lb. Axle, 12,000 lb. (F120) Axle, 1.309/1.607" X 9.750", (Tapered Bolt, Contains Nylon Bushing)	8386N	1	
	16,000 lb. Axle, 1.607" Pin Diameter, 8.812" Length, (Contains Metal Bushing, Two Keyways)	8514B	1	
	18,000 lb. Axle, 1.999" Pin Diameter, 11.040" Length, (Contains Metal Bushing, Two Keyways)	8518B	1	
	18,000 lb. Axle, 1.999" Pin Diameter, 11.040" Length, (Contains Nylon Bushing, Two Keyways)	8518N	1	
	16,000 lb. Axle, Except FE970 Axle, 1.607" Pin Diameter, 8.812" Length, (Contains Nylon Bushing, Two Keyways)	8514N	1	
	7,000 lb. (F070) Axle, Roller Bearing .625" Thick, 1.249" X 7.890", (Contains Nylon Bushing, One Keyway)	8491N	1	
	7,000 lb. (F070) Axle, Roller Bearing .625" Thick, 1.259" X 7.890", (Contains Metal Bushing, Oversize, One Keyway)	8491B010	1	
J8C042 Brigadier				
King Bolt Set				
1986-1979	9,000 lb. (F120D) Axle, 10,860 lb. (F120D) Axle, 12,000 lb. (F120) Axle, 1.745" X 9.380", (Contains Metal Bushing, One Keyway)	8613B	1	
1984-1979	18,000 lb. (FL941) Axle, 1.999" Pin Diameter, 11.212" Length, (Contains Metal Bushing, Two Keyways)	8571B	1	
1982-1979	9,000 lb. (F090) Axle, 1.186/1.434" X 8.750", (Contains Metal Bushing, Tapered Bolt)	8462B	1	

GENERAL MOTORS TRUCK-80, 800, 8000 Series (Cont.)

FRONT SUSPENSION (Cont.)

Year	Model/Application	Part	P/C Qty	Figure
J8C042 Brigadier				
King Bolt Set				
1982-1979 (Cont.)	9,000 lb. (F090) Axle, 1.186/1.434" X 8.750", (Contains Nylon Bushing, Tapered Bolt)	8462N	1	
	7,000 lb. (F070) Axle, Roller Bearing .625" Thick, 1.249" X 7.890", (Contains Nylon Bushing, One Keyway)	8491N	1	
	7,000 lb. (F070) Axle, Roller Bearing .625" Thick, 1.259" X 7.890", (Contains Metal Bushing, Oversize, One Keyway)	8491B010	1	
JM8500				
King Bolt Set				
1970-1966	9,000 lb. (F090) Axle, 1.186/1.434" X 8.750", (Contains Metal Bushing, Tapered Bolt)	8462B	1	
	9,000 lb. (F090) Axle, 1.186/1.434" X 8.750", (Contains Nylon Bushing, Tapered Bolt)	8462N	1	
	11,000 lb. Axle, 12,000 lb. (F120) Axle, 1.309/1.607" X 9.750", (Contains Metal Bushing, Tapered Bolt)	8386B	1	
	11,000 lb. Axle, 12,000 lb. (F120) Axle, 1.309/1.607" X 9.750", (Tapered Bolt, Contains Nylon Bushing)	8386N	1	
	7,000 lb. (F070) Axle, Roller Bearing .625" Thick, 1.249" X 7.890", (Contains Nylon Bushing, One Keyway)	8491N	1	
TM8500				
King Bolt Set				
1969-1966	9,000 lb. (F090) Axle, 1.186/1.434" X 8.750", (Contains Metal Bushing, Tapered Bolt)	8462B	1	
	9,000 lb. (F090) Axle, 1.186/1.434" X 8.750", (Contains Nylon Bushing, Tapered Bolt)	8462N	1	
	11,000 lb. (F110) Axle, 1.309/1.607" X 9.750", (Contains Metal Bushing, Tapered Bolt)	8386B	1	
	11,000 lb. (F110) Axle, 1.309/1.607" X 9.750", (Tapered Bolt, Contains Nylon Bushing)	8386N	1	
WM8500				
King Bolt Set				
1969-1966	9,000 lb. (F090) Axle, 1.186/1.434" X 8.750", (Contains Metal Bushing, Tapered Bolt)	8462B	1	
	9,000 lb. (F090) Axle, 1.186/1.434" X 8.750", (Contains Nylon Bushing, Tapered Bolt)	8462N	1	
	11,000 lb. (F110) Axle, 12,000 lb. (F120) Axle, 1.309/1.607" X 9.750", (Contains Metal Bushing, Tapered Bolt)	8386B	1	
	11,000 lb. (F110) Axle, 12,000 lb. (F120) Axle, 1.309/1.607" X 9.750", (Tapered Bolt, Contains Nylon Bushing)	8386N	1	
	7,000 lb. (F070) Axle, Roller Bearing .625" Thick, 1.249" X 7.890", (Contains Nylon Bushing, One Keyway)	8491N	1	

STEERING

Year	Model/Application	Part	P/C Qty	Figure
C8000				
Drag Link Assembly				
1982-1979	9,000 lb. (F090) Axle, .938" - 20 Threads, 3.12" Length, (Power Cylinder End)	ES2030R	2	
	7,000 lb. (F070) Axle, 9,000 lb. (F090, F120D) Axle, 10,860 lb. (F120D) Axle, 12,000 lb. (F120) Axle, Power Steering, 17.70" Center To Center	DS910	1	
	16,000 lb. (FL931) Axle, 18,000 lb. (FL931) Axle, Power Steering, 17.70" Center To Center	DS910	1	
Tie Rod End				
1982-1979	7,000 lb. (F070) Axle, 1.000" - 16 Threads, 4.93" Length, (Greaseable Socket Reduces Corrosion/Wear)	Left ES2061L ‡	1	
	7,000 lb. (F070) Axle, 1.000" - 16 Threads, 4.93" Length, (Greaseable Socket Reduces Corrosion/Wear)	Right ES2062R ‡	1	
	16,000 lb. (FL931) Axle, 18,000 lb. (FL931) Axle, 1.250" - 12 Threads, (Left Hand Threads, Design Allows Ease Of Installation)	Left ES2210L ‡	1	
HE80				
Drag Link Assembly				
1978-1975	9,000 lb. (F090) Axle, 12,000 lb. (F120) Axle, Power Steering, 17.70" Center To Center	DS910	1	
HM8500				
Tie Rod End				
1969-1966	9,000 lb. (F090) Axle, 1.000" - 16 Threads, 3.750" Length, (Powdered Metal Gusher Brg. For Better Lubrication)	Left ES176L ‡	1	
	9,000 lb. (F090) Axle, 1.000" - 16 Threads, 3.750" Length, (Powdered Metal Gusher Brg. For Better Lubrication)	Right ES176R ‡	1	
J8C042 Brigadier				
Drag Link Assembly				
1984-1979	9,000 lb. (F090) Axle, .938" - 20 Threads, 3.12" Length, (Power Cylinder End)	ES2030R	2	
	12,000 lb. (F120) Axle, Power Steering, 17.70" Center To Center	DS910	1	
	13,200 lb. (FF932) Axle, Power Steering, 17.70" Center To Center	Left DS910	1	
Tie Rod End				
1986-1983	12,000 lb. (FF941) Axle, 5.440" Length, 1.125" - 12 Threads, (Greaseable Socket Reduces Corrosion/Wear)	Left ES423L ‡	1	
	12,000 lb. (FF941) Axle, 5.440" Length, 1.125" - 12 Threads, (Greaseable Socket Reduces Corrosion/Wear)	Right ES423R ‡	1	

(Cont.) 80, 800, 8000 Series-GENERAL MOTORS TRUCK**STEERING (Cont.)**

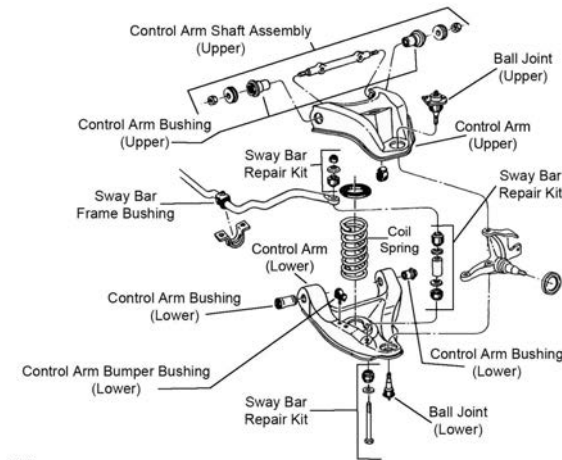
Year	Model/Application	Part	P/C Qty	Figure
J8C042 Brigadier				
Tie Rod End				
1984-1979	18,000 lb. (FL941) Axle, 7.370" Length, 1.250" - 12 Threads, (Left Hand Threads, Design Allows Ease Of Installation)	Left ES2210L ‡	1	
1982-1979	7,000 lb. (F070) Axle, 1.000" - 16 Threads, 4.93" Length, (Greaseable Socket Reduces Corrosion/Wear) 7,000 lb. (F070) Axle, 1.000" - 16 Threads, 4.93" Length, (Greaseable Socket Reduces Corrosion/Wear)	Left ES2061L ‡	1	
		Right ES2062R ‡	1	
JM8500				
Drag Link Assembly				
1970	9,000 lb. Axle, 12,000 lb. Axle, 92" Bumper To Back Of Cab, Power Steering, 17.70" Center To Center	DS910	1	
Tie Rod End				
1970-1966	9,000 lb. (F090) Axle, 1.000" - 16 Threads, 3.750" Length, (Powdered Metal Gusher Brg. For Better Lubrication) 9,000 lb. (F090) Axle, 1.000" - 16 Threads, 3.750" Length, (Powdered Metal Gusher Brg. For Better Lubrication)	Left ES176L ‡	1	
		Right ES176R ‡	1	
TM8500				
Tie Rod End				
1969-1966	9,000 lb. (F090) Axle, 1.000" - 16 Threads, 3.750" Length, (Powdered Metal Gusher Brg. For Better Lubrication) 9,000 lb. (F090) Axle, 1.000" - 16 Threads, 3.750" Length, (Powdered Metal Gusher Brg. For Better Lubrication)	Left ES176L ‡	1	
		Right ES176R ‡	1	
WM8500				
Tie Rod End				
1969-1966	9,000 lb. (F090) Axle, 1.000" - 16 Threads, 3.750" Length, (Powdered Metal Gusher Brg. For Better Lubrication) 9,000 lb. (F090) Axle, 1.000" - 16 Threads, 3.750" Length, (Powdered Metal Gusher Brg. For Better Lubrication)	Left ES176L ‡	1	
		Right ES176R ‡	1	

90, 900, 9000 Series-GENERAL MOTORS TRUCK**FRONT SUSPENSION**

Year	Model/Application	Part	P/C Qty	Figure
J9C042 Brigadier				
King Bolt Set				
1987-1979	9,000 lb. (F120D) Axle, 10,860 lb. (F120D) Axle, 12,000 lb. (F120) Axle, 1.745" X 9.380", (Contains Metal Bushing, One Keyway)	8613B	1	
1984-1979	18,000 lb. (FL941) Axle, 1.999" Pin Diameter, 11.212" Length, (Contains Metal Bushing, Two Keyways)	8571B	1	
1982-1979	9,000 lb. (F090) Axle, 1.186/1.434" X 8.750", (Contains Metal Bushing, Tapered Bolt) 9,000 lb. (F090) Axle, 1.186/1.434" X 8.750", (Contains Nylon Bushing, Tapered Bolt) 7,000 lb. (F070) Axle, Roller Bearing .625" Thick, 1.249" X 7.890", (Contains Nylon Bushing, One Keyway) 7,000 lb. (F070) Axle, Roller Bearing .625" Thick, 1.259" X 7.890", (Contains Metal Bushing, Oversize, One Keyway)	8462B	1	
		8462N	1	
		8491N	1	
		8491B010	1	
STEERING				
Year	Model/Application	Part	P/C Qty	Figure
J9C042 Brigadier				
Drag Link Assembly				
1984-1979	9,000 lb. (F090) Axle, .938" - 20 Threads, 3.12" Length, (Power Cylinder End) 12,000 lb. (F120) Axle, Power Steering, 17.70" Center To Center 13,200 lb. (FF932) Axle, Power Steering, 17.70" Center To Center	ES2030R	2	
		DS910	1	
		Left DS910	1	
Tie Rod End				
1987-1983	12,000 lb. (FF941) Axle, 5.440" Length, 1.125" - 12 Threads, (Greaseable Socket Reduces Corrosion/Wear) 12,000 lb. (FF941) Axle, 5.440" Length, 1.125" - 12 Threads, (Greaseable Socket Reduces Corrosion/Wear)	Left ES423L ‡	1	
		Right ES423R ‡	1	
1984-1979	18,000 lb. (FL941) Axle, 7.370" Length, 1.250" - 12 Threads, (Left Hand Threads, Design Allows Ease Of Installation)	Left ES2210L ‡	1	
1982-1979	7,000 lb. (F070) Axle, 1.000" - 16 Threads, 4.93" Length, (Greaseable Socket Reduces Corrosion/Wear) 7,000 lb. (F070) Axle, 1.000" - 16 Threads, 4.93" Length, (Greaseable Socket Reduces Corrosion/Wear)	Left ES2061L ‡	1	
		Right ES2062R ‡	1	

GENERAL MOTORS TRUCK-Caballero

FRONT SUSPENSION

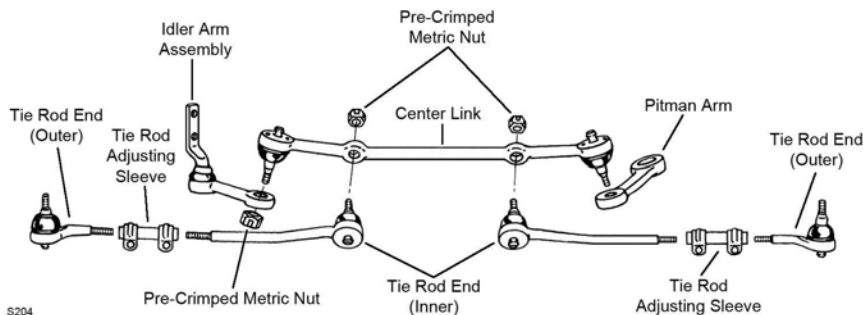


F188

F188

Year	Model/Application	Part	P/C Qty	Figure	
Ball Joint					
1987-1978	(Powdered Metal Gusher Brg. For Better Lubrication) (Powdered Metal Gusher Brg. For Better Lubrication)	Upper Lower	K5208 ‡ K6145T ‡	2 2	F188 F188
Control Arm Bumper Bushing					
1987-1978		Lower	K6606	2	F188
Control Arm Bushing Set					
1987-1978	(Contains Front And Rear Bushings)	Upper	K6411 ‡	1	F188
	(Contains Front And Rear Bushings, Standard Design)	Upper	K6176	2	F188
	(Contains Front And Rear Bushings)	Lower	K6421 ‡	2	F188
	(Contains Front And Rear Bushings, Standard Design)	Lower	K6177	2	F188
Control Arm Shaft Assembly					
1987-1978	(Provides Additional Positive(+) Camber Adjustment, Offset Shaft Kit, Design Allows Ease Of Installation)	Upper	K6218 ‡	2	F188
Sway Bar Bushing					
1987-1978	1" Sway Bar Diameter	To Frame	K6451	1	F188
	1-1/16" Sway Bar Diameter	To Frame	K5288	1	F188
	1-1/8" Sway Bar Diameter	To Frame	K6453	1	F188
	1-3/16" Sway Bar Diameter	To Frame	K5248	1	F188
1980-1978	1" To 1-9/64" Sway Bar Diameter, Tabs On Mounting Clamps	To Frame	K6161	1	F188
	15/16" Sway Bar Diameter, Tabs On Mounting Clamps	To Frame	K5241	1	F188
Sway Bar Repair Kit					
1987-1978	(OEM Type) (Optional Performance) 7-1/4" Length, (Includes Polyurethane Bushings And Solid Metal Sleeve For Enhanced Performance. Barrel Nut Allows For Easier Installation.)		K5254 K8988 K700538 ‡	2 2 2	F188 F188 F188

STEERING



S204

S204

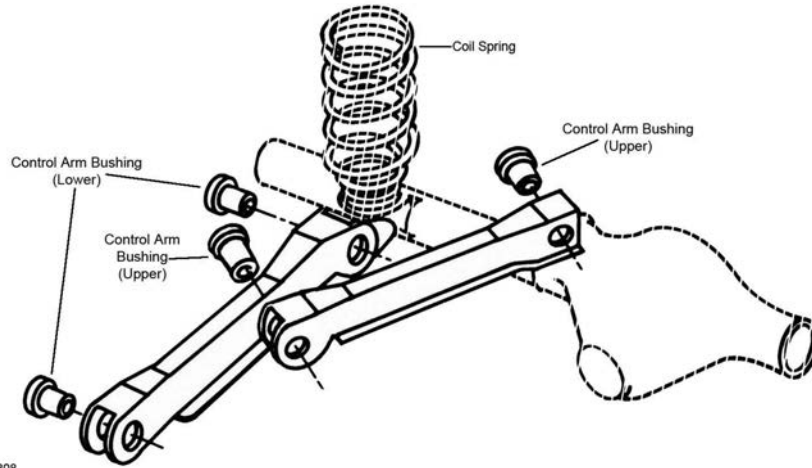
Year	Model/Application	Part	P/C Qty	Figure	
Center Link					
1987-1978	(Contains New Pre-Crimped Metric Nuts, Powdered Metal Gusher Brg. For Better Lubrication)		DS909 ‡	1	S204
Idler Arm					
1987-1978	(Powdered Metal Gusher Brg. For Better Lubrication)		K6187T ‡	1	S204

(Cont.) Caballero-GENERAL MOTORS TRUCK

STEERING (Cont.)

Year	Model/Application	Part	P/C Qty	Figure	
Tie Rod Adjusting Sleeve					
1987-1978		ES2032S	2	S204	
Tie Rod End					
1987-1978	(Powdered Metal Gusher Brg. For Better Lubrication)	Outer	ES2033RLT ‡	2	S204
	(Powdered Metal Gusher Brg. For Better Lubrication)	Inner	ES2034RLT ‡	2	S204

REAR SUSPENSION



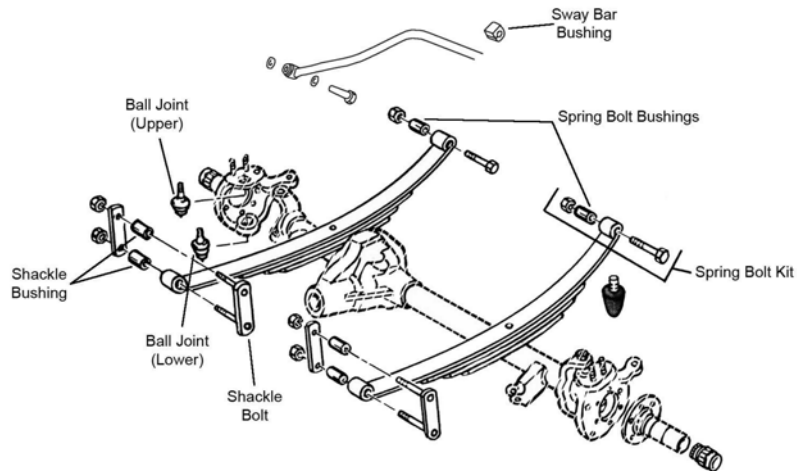
R308

R308

Year	Model/Application	Part	P/C Qty	Figure	
Control Arm Bushing					
1987-1978	(Contains Front And Rear Bushings)	Upper	K6178	2	R308
	(Contains Front And Rear Bushings)	Lower	K6178	2	R308

Jimmy-GENERAL MOTORS TRUCK

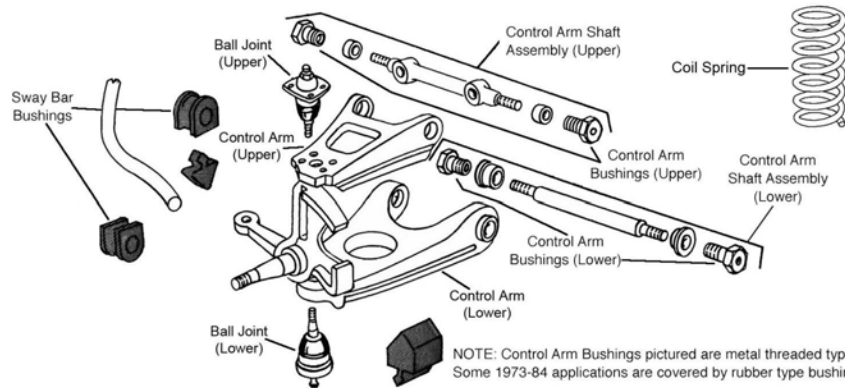
FRONT SUSPENSION



F123

GENERAL MOTORS TRUCK-Jimmy (Cont.)

FRONT SUSPENSION (Cont.)



F486

Year	Model/Application	Part	P/C Qty	Figure
Ball Joint				
1990-1985	(Powdered Metal Gusher Brg. For Better Lubrication) (Powdered Metal Gusher Brg. For Better Lubrication)	Upper Lower	K8194T ‡ K8195T ‡	2 2 F123 F123
1984-1971	Four Wheel Drive (4X4), (Powdered Metal Gusher Brg. For Better Lubrication) Four Wheel Drive (4X4), (Powdered Metal Gusher Brg. For Better Lubrication)	Upper Lower	K8194T ‡ K8195T ‡	2 2 F123 F123
1982-1973	Two Wheel Drive (4x2), (Powdered Metal Gusher Brg. For Better Lubrication)	Upper	K6136 ‡	2 F486
1982-1971	Two Wheel Drive (4x2), (Powdered Metal Gusher Brg. For Better Lubrication)	Lower	K6117T ‡	2 F486
1972-1971	Two Wheel Drive (4x2), (Powdered Metal Gusher Brg. For Better Lubrication)	Upper	K6124 ‡	2 F486
1970	Two Wheel Drive (4x2), (Powdered Metal Gusher Brg. For Better Lubrication) Two Wheel Drive (4x2), (Powdered Metal Gusher Brg. For Better Lubrication)	Upper Lower	K6024 ‡ K6023 ‡	2 2 F486 F486
Ball Joint Bushing Extractor and Installer				
1990-1985			T40207	1
1984-1970	Four Wheel Drive (4X4)		T40207	1
Control Arm Bumper Bushing				
1982-1973	Two Wheel Drive (4x2) Two Wheel Drive (4x2), (Press In Type)	Upper Lower	K6598 K6607	2 2 F486 F486
Control Arm Bushing				
1982-1973	Two Wheel Drive (4x2), (Contains Front And Rear Bushings)	Upper	K6138	2 F486
Control Arm Bushing Set				
1982-1973	Two Wheel Drive (4x2), (Contains Front And Rear Bushings) Two Wheel Drive (4x2), (Contains Front And Rear Bushings, Standard Design)	Lower Lower	K6422 ‡ K6137	1 2 F486 F486
Control Arm Shaft Assembly				
1982-1973	Two Wheel Drive (4x2), (Provides Additional Positive(+) Camber Adjustment, Offset Shaft Kit, Design Allows Ease Of Installation)	Upper	K6184 ‡	2 F486
1972-1971	Two Wheel Drive (4x2) Two Wheel Drive (4x2), (Greaseable Socket Reduces Corrosion/Wear)	Upper Lower	K6098 K6147 ‡	2 2 F486 F486
Leaf Spring Bushing				
1990-1985		Front	SB320	2 F123
1984-1973	Four Wheel Drive (4X4)	Front	SB320	2 F123
Leaf Spring Shackle Bushing				
1987-1985			K200911	2 F123
1984-1973	Four Wheel Drive (4X4)		K200911	2 F123
Sway Bar Bushing				
1990-1985	(Eye Bushing) 1" Sway Bar Diameter, (Contains Thermoplastic Bushings And Universal Mounting Bracket) 1-1/16" Sway Bar Diameter, (Contains Thermoplastic Bushings And Universal Mounting Bracket) 1-1/4" Sway Bar Diameter, (Includes Universal Mounting Bracket) 13/16" Sway Bar Diameter, (Contains Thermoplastic Bushings And Universal Mounting Bracket) 1-5/16" Sway Bar Diameter, (Includes Universal Mounting Bracket) 3/4" Sway Bar Diameter, (Contains Thermoplastic Bushings And Universal Mounting Bracket) 7/8" Sway Bar Diameter, (Contains Thermoplastic Bushings And Universal Mounting Bracket)	To Frame To Frame To Frame To Frame To Frame To Frame To Frame	K6655 K8793 ‡ K7302 ‡ K7326 ‡ K7324 ‡ K7327 ‡ K7323 ‡ K8791 ‡	1 1 1 1 1 1 1 1 F123 F123 F123 F123 F123 F123 F123
1990-1983	1-3/16" Sway Bar Diameter, (Contains Bracket, Universal Type, Contains Thermoplastic Bushings And Universal Mounting Bracket)	To Frame	K7328 ‡	1 F123
1984-1973	Four Wheel Drive (4X4), (Eye Bushing)		K6655	1 F123

(Cont.) Jimmy-GENERAL MOTORS TRUCK**FRONT SUSPENSION (Cont.)**

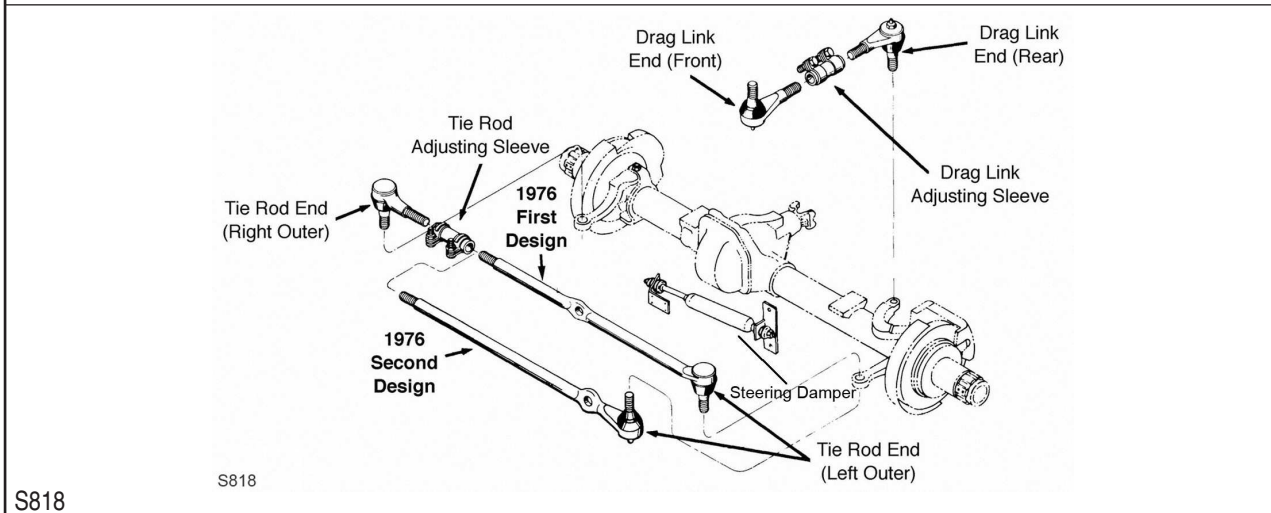
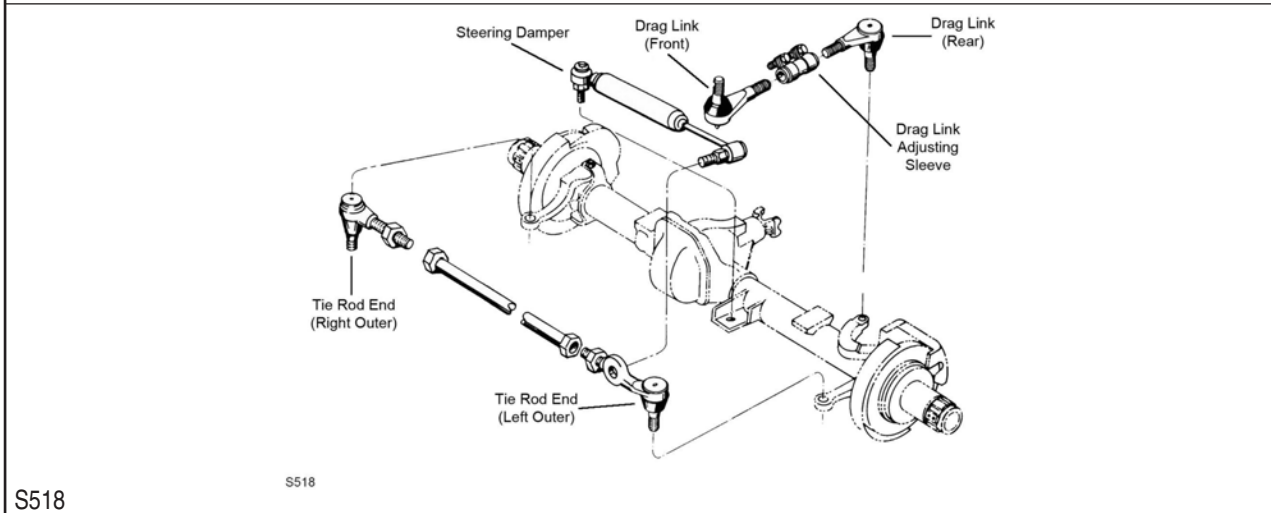
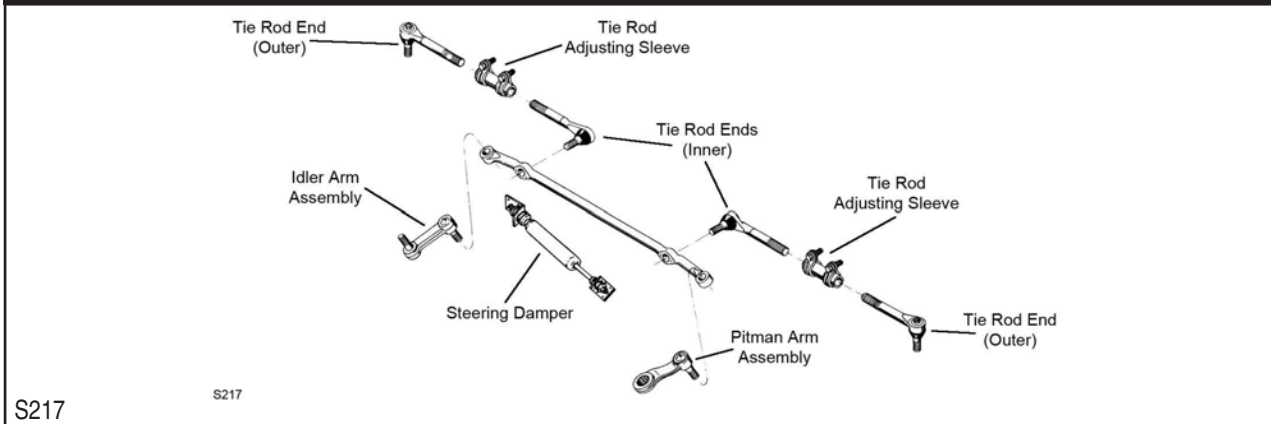
Year	Model/Application	Part	P/C Qty	Figure
Sway Bar Bushing				
1984-1973 (Cont.)	Four Wheel Drive (4X4), 1" Sway Bar Diameter, (Contains Thermoplastic Bushings And Universal Mounting Bracket) To Frame	K8793 ‡	1	F123
	Four Wheel Drive (4X4), 1-1/16" Sway Bar Diameter, (Contains Thermoplastic Bushings And Universal Mounting Bracket) To Frame	K7302 ‡	1	F123
	Four Wheel Drive (4X4), 1-1/4" Sway Bar Diameter, (Includes Universal Mounting Bracket) To Frame	K7326 ‡	1	F123
	Four Wheel Drive (4X4), 13/16" Sway Bar Diameter, (Contains Thermoplastic Bushings And Universal Mounting Bracket) To Frame	K7324 ‡	1	F123
	Four Wheel Drive (4X4), 1-5/16" Sway Bar Diameter, (Includes Universal Mounting Bracket) To Frame	K7327 ‡	1	F123
	Four Wheel Drive (4X4), 3/4" Sway Bar Diameter, (Contains Thermoplastic Bushings And Universal Mounting Bracket) To Frame	K7323 ‡	1	F123
	Four Wheel Drive (4X4), 7/8" Sway Bar Diameter, (Contains Thermoplastic Bushings And Universal Mounting Bracket) To Frame	K8791 ‡	1	F123
1982-1973	Two Wheel Drive (4x2), 1-1/16" Sway Bar Diameter, (Bracket Not Included) To Arm	K6167	1	F486
	Two Wheel Drive (4x2), 1-1/16" Sway Bar Diameter, (Bracket Not Included) To Frame	K6167	1	F486
	Two Wheel Drive (4x2), 1-1/4" Sway Bar Diameter, (Bracket Not Included, Improved Design Bushing With Premium Rubber Material And Synthetic Fabric Lining Lasts Longer And Eliminates Noise) To Arm	K201176 ‡	1	F486
	Two Wheel Drive (4x2), 1-1/4" Sway Bar Diameter, (Bracket Not Included, Standard Design) To Arm	K6476	1	F486
	Two Wheel Drive (4x2), 1-1/4" Sway Bar Diameter, (Bracket Not Included, Improved Design Bushing With Premium Rubber Material And Synthetic Fabric Lining Lasts Longer And Eliminates Noise) To Frame	K201176 ‡	1	F486
	Two Wheel Drive (4x2), 1-1/4" Sway Bar Diameter, (Bracket Not Included, Standard Design) To Frame	K6476	1	F486
	Two Wheel Drive (4x2), 1-3/16" Sway Bar Diameter, (Bracket Not Included, OEM Type, Improved Design Bushing With Premium Rubber Material And Synthetic Fabric Lining Lasts Longer And Eliminates Noise) To Arm	K201175 ‡	1	F486
	Two Wheel Drive (4x2), 1-3/16" Sway Bar Diameter, (Bracket Not Included, OEM Type, Standard Design) To Arm	K6437	1	F486
	Two Wheel Drive (4x2), 1-3/16" Sway Bar Diameter, (Bracket Not Included, OEM Type, Improved Design Bushing With Premium Rubber Material And Synthetic Fabric Lining Lasts Longer And Eliminates Noise) To Frame	K201175 ‡	1	F486
	Two Wheel Drive (4x2), 1-3/16" Sway Bar Diameter, (Bracket Not Included, OEM Type, Standard Design) To Frame	K6437	1	F486
	Two Wheel Drive (4x2), 1-5/16" Sway Bar Diameter, (Bracket Not Included, Improved Design Bushing With Premium Rubber Material And Synthetic Fabric Lining Lasts Longer And Eliminates Noise) To Arm	K201177 ‡	1	F486
	Two Wheel Drive (4x2), 1-5/16" Sway Bar Diameter, (Bracket Not Included, Standard Design) To Arm	K6439	1	F486
	Two Wheel Drive (4x2), 1-5/16" Sway Bar Diameter, (Bracket Not Included, Improved Design Bushing With Premium Rubber Material And Synthetic Fabric Lining Lasts Longer And Eliminates Noise) To Frame	K201177 ‡	1	F486
	Two Wheel Drive (4x2), 1-5/16" Sway Bar Diameter, (Bracket Not Included, Standard Design) To Frame	K6439	1	F486
1982-1971	Two Wheel Drive (4x2), 1" Sway Bar Diameter, (Contains Thermoplastic Bushings And Universal Mounting Bracket) To Arm	K8793 ‡	1	F486
	Two Wheel Drive (4x2), 1" Sway Bar Diameter, (Contains Thermoplastic Bushings And Universal Mounting Bracket) To Frame	K8793 ‡	1	F486
	Two Wheel Drive (4x2), 1-1/16" Sway Bar Diameter, (Contains Thermoplastic Bushings And Universal Mounting Bracket) To Arm	K7302 ‡	1	F486
	Two Wheel Drive (4x2), 1-1/16" Sway Bar Diameter, (Contains Thermoplastic Bushings And Universal Mounting Bracket) To Frame	K7302 ‡	1	F486
	Two Wheel Drive (4x2), 1-1/4" Sway Bar Diameter, (Includes Universal Mounting Bracket) To Arm	K7326 ‡	1	F486
	Two Wheel Drive (4x2), 1-1/4" Sway Bar Diameter, (Includes Universal Mounting Bracket) To Frame	K7326 ‡	1	F486
	Two Wheel Drive (4x2), 1-1/8" Sway Bar Diameter, (Contains Bracket, Universal Type, Contains Thermoplastic Bushings And Universal Mounting Bracket) To Frame	K7325 ‡	1	F486
	Two Wheel Drive (4x2), 13/16" Sway Bar Diameter, (Contains Thermoplastic Bushings And Universal Mounting Bracket) To Frame	K7324 ‡	1	F486
	Two Wheel Drive (4x2), 1-5/16" Sway Bar Diameter, (Includes Universal Mounting Bracket) To Arm	K7327 ‡	1	F486
	Two Wheel Drive (4x2), 1-5/16" Sway Bar Diameter, (Includes Universal Mounting Bracket) To Frame	K7327 ‡	1	F486
	Two Wheel Drive (4x2), 3/4" Sway Bar Diameter, (Contains Thermoplastic Bushings And Universal Mounting Bracket) To Arm	K7323 ‡	1	F486
	Two Wheel Drive (4x2), 3/4" Sway Bar Diameter, (Contains Thermoplastic Bushings And Universal Mounting Bracket) To Frame	K7323 ‡	1	F486
	Two Wheel Drive (4x2), 7/8" Sway Bar Diameter, (Contains Thermoplastic Bushings And Universal Mounting Bracket) To Arm	K8791 ‡	1	F486
	Two Wheel Drive (4x2), 7/8" Sway Bar Diameter, (Contains Thermoplastic Bushings And Universal Mounting Bracket) To Frame	K8791 ‡	1	F486
1982-1970	Four Wheel Drive (4X4), 1-3/16" Sway Bar Diameter, (Contains Bracket, Universal Type, Contains Thermoplastic Bushings And Universal Mounting Bracket) To Frame	K7328 ‡	1	F123
	Two Wheel Drive (4x2), 1-1/8" Sway Bar Diameter, (Bracket Not Included, OEM Type, Improved Design Bushing With Premium Rubber Material And Synthetic Fabric Lining Lasts Longer And Eliminates Noise) To Frame	K201174 ‡	1	F486
	Two Wheel Drive (4x2), 1-1/8" Sway Bar Diameter, (Bracket Not Included, OEM Type, Standard Design) To Frame	K6408	1	F486
1972-1970	Two Wheel Drive (4x2), 1-1/16" Sway Bar Diameter, (Bracket Not Included) To Arm	K6169	1	F486
	Two Wheel Drive (4x2), 1-1/16" Sway Bar Diameter, (Bracket Not Included) To Frame	K6169	1	F486

GENERAL MOTORS TRUCK-Jimmy (Cont.)

FRONT SUSPENSION (Cont.)

Year	Model/Application	Part	P/C Qty	Figure
Sway Bar Bushing				
1970	Two Wheel Drive (4x2), 1-3/16" Sway Bar Diameter, (Bracket Not Included, OEM Type, Improved Design Bushing With Premium Rubber Material And Synthetic Fabric Lining Lasts Longer And Eliminates Noise)	To Frame	K201175 ‡	1 F486
	Two Wheel Drive (4x2), 1-3/16" Sway Bar Diameter, (Bracket Not Included, OEM Type, Standard Design)	To Frame	K6437	1 F486
Wheel Hub & Bearing Assembly				
1990	Four Wheel Drive (4X4), 2 Wheel ABS	513061	2	

STEERING



(Cont.) Jimmy-GENERAL MOTORS TRUCK**STEERING (Cont.)**

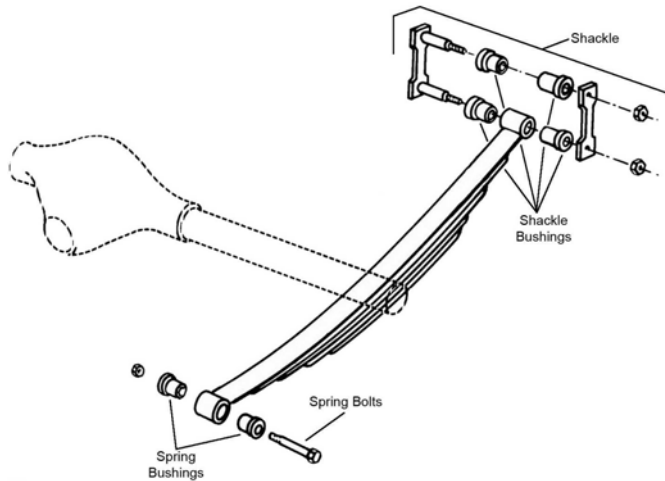
Year	Model/Application	Part	P/C Qty	Figure	
Drag Link Adjusting Sleeve					
1990-1985	Pitman Arm To Steering Arm	ES362S	1	S518, S818	
1984-1981	Four Wheel Drive (4X4) Pitman Arm To Steering Arm	ES362S	1	S518, S818	
1980-1970	Four Wheel Drive (4X4) Pitman Arm To Steering Arm	ES362S	1	S818	
Drag Link Assembly					
1990-1985	6.34" Length, (Greaseable Socket Reduces Corrosion/Wear)	At Pitman Arm	ES2027L ‡	1	S518, S818
	8.34" Length, (Greaseable Socket Reduces Corrosion/Wear)	At Steering Arm	ES2026R ‡	1	S518, S818
1984-1981	Four Wheel Drive (4X4), 6.34" Length, (Greaseable Socket Reduces Corrosion/Wear)	At Pitman Arm	ES2027L ‡	1	S518, S818
	Four Wheel Drive (4X4), 8.34" Length, (Greaseable Socket Reduces Corrosion/Wear)	At Steering Arm	ES2026R ‡	1	S518, S818
1980-1970	Four Wheel Drive (4X4), 6.34" Length, (Greaseable Socket Reduces Corrosion/Wear)	At Pitman Arm	ES2027L ‡	1	S818
	Four Wheel Drive (4X4), 8.34" Length, (Greaseable Socket Reduces Corrosion/Wear)	At Steering Arm	ES2026R ‡	1	S818
Idler Arm					
1982-1970	Two Wheel Drive (4x2), (Powdered Metal Gusher Brg. For Better Lubrication)	K6096T ‡	1	S217	
Pitman Arm					
1982-1973	Two Wheel Drive (4x2), Manual Steering, (Powdered Metal Gusher Brg. For Better Lubrication)	K6142 ‡	1	S217	
	Two Wheel Drive (4x2), Power Steering, (Powdered Metal Gusher Brg. For Better Lubrication)	K6143 ‡	1	S217	
1972-1970	Two Wheel Drive (4x2), Manual Steering, (Powdered Metal Gusher Brg. For Better Lubrication)	K6130 ‡	1	S217	
	Two Wheel Drive (4x2), Power Steering, (Powdered Metal Gusher Brg. For Better Lubrication)	K6131 ‡	1	S217	
Steering Damper Bellows					
1990-1987	(Super Trail Boss)	Front	SSD90	1	S518, S818
	(Trail Boss)	Front	SSD68	1	S518, S818
1986-1985	(Super Trail Boss)	Front	SSD90	1	S518
	(Trail Boss)	Front	SSD68	1	S518
1984-1981	Four Wheel Drive (4X4), (Super Trail Boss)	Front	SSD90	1	S518, S818
	Four Wheel Drive (4X4), (Trail Boss)	Front	SSD68	1	S518, S818
1980-1973	Four Wheel Drive (4X4), (Super Trail Boss)	Front	SSD90	1	S818
	Four Wheel Drive (4X4), (Trail Boss)	Front	SSD68	1	S818
1972-1971	Four Wheel Drive (4X4), (Super Trail Boss)	Front	SSD90	1	
	Four Wheel Drive (4X4), (Trail Boss)	Front	SSD68	1	
Steering Damper Cylinder					
1990-1987	(Super Trail Boss)	Front	SSD84	1	S518, S818
	(Trail Boss)	Front	SSD15	1	S518, S818
1986-1985	(Super Trail Boss)	Front	SSD84	1	S518
	(Trail Boss)	Front	SSD15	1	S518
1984-1981	Four Wheel Drive (4X4), (Super Trail Boss)	Front	SSD84	1	S518, S818
	Four Wheel Drive (4X4), (Trail Boss)	Front	SSD15	1	S518, S818
1980-1973	Four Wheel Drive (4X4), (Super Trail Boss)	Front	SSD84	1	S818
	Four Wheel Drive (4X4), (Trail Boss)	Front	SSD15	1	S818
1972-1971	Four Wheel Drive (4X4), (Super Trail Boss)	Front	SSD82	1	
	Four Wheel Drive (4X4), (Trail Boss)	Front	SSD48	1	
Steering Damper Kit					
1972-1971	Four Wheel Drive (4X4), (Super Trail Boss)	Front	SSD92	1	
	Four Wheel Drive (4X4), (Trail Boss)	Front	SSD13	1	
Tie Rod Adjusting Sleeve					
1982-1971	Two Wheel Drive (4x2)		ES2004S	2	S217
1980-1976	Four Wheel Drive (4X4), 1" - 18 Threads, 5.5" Length, (Coated For Corrosion Resistance)				
	At Steering Arm, Right, Steering Arm To Steering Arm		ES2012S ‡	1	S818
1976-1973	Four Wheel Drive (4X4), 7/8" - 18 Threads, 4.50" Length		ES362S	1	S818
Tie Rod End					
1990-1987	1" - 18 Threads, 4.12" Length, (Right Hand Threads, Greaseable Socket Reduces Corrosion/Wear)	Right Outer	ES2011R ‡	1	S818
	1" - 18 Threads, 52.25" Length, (Left Hand Threads, Powdered Metal Gusher Brg. For Better Lubrication)	Left Outer	DS893 ‡	1	S818
1990-1985	7/8" - 18 Threads, 4.81" Length, (Can Replace Complete 7/8" Threads Design With 1" Threads Design, Right Hand Threads, Powdered Metal Gusher Brg. For Better Lubrication)	Right Outer	ES2234R ‡	1	S518
	7/8" - 18 Threads, 9.6" Length, (Can Replace Complete 7/8" Threads Design With 1" Threads Design, Left Hand Threads, Powdered Metal Gusher Brg. For Better Lubrication)	Left Outer	ES2233L ‡	1	S518
1984-1981	Four Wheel Drive (4X4), 7/8" - 18 Threads, 4.81" Length, (Can Replace Complete 7/8" Threads Design With 1" Threads Design, Right Hand Threads, Powdered Metal Gusher Brg. For Better Lubrication)	Right Outer	ES2234R ‡	1	S518
	Four Wheel Drive (4X4), 7/8" - 18 Threads, 9.6" Length, (Can Replace Complete 7/8" Threads Design With 1" Threads Design, Left Hand Threads, Powdered Metal Gusher Brg. For Better Lubrication)	Left Outer	ES2233L ‡	1	S518
1982-1973	Two Wheel Drive (4x2), (Powdered Metal Gusher Brg. For Better Lubrication)	Outer	ES409RT ‡	2	S217
	Two Wheel Drive (4x2), (Powdered Metal Gusher Brg. For Better Lubrication)	Inner	ES409LT ‡	2	S217

GENERAL MOTORS TRUCK-Jimmy (Cont.)

STEERING (Cont.)

Year	Model/Application	Part	P/C Qty	Figure
Tie Rod End				
1980-1976	Four Wheel Drive (4X4), 1" - 18 Threads, 4.12" Length, (Right Hand Threads, Greaseable Socket Reduces Corrosion/Wear)	Right Outer ES2011R ‡	1	S818
	Four Wheel Drive (4X4), 1" - 18 Threads, 52.25" Length, (Left Hand Threads, Powdered Metal Gusher Brg. For Better Lubrication)	Left Outer DS893 ‡	1	S818
1976-1973	Four Wheel Drive (4X4), 7/8" - 18 Threads, 4.38" Length, (Left Hand Threads, Greaseable Socket Reduces Corrosion/Wear)	Right Outer ES449L ‡	1	S818
	Four Wheel Drive (4X4), 7/8" - 18 Threads, 52.24" Length, (Right Hand Threads, Greaseable Socket Reduces Corrosion/Wear)	Left Outer DS841 ‡	1	S818
1972-1971	Two Wheel Drive (4x2), (Powdered Metal Gusher Brg. For Better Lubrication)	Outer ES415RL ‡	2	S217
	Two Wheel Drive (4x2), (Powdered Metal Gusher Brg. For Better Lubrication)	Inner ES403L ‡	2	S217
1972-1970	Four Wheel Drive (4X4), (Powdered Metal Gusher Brg. For Better Lubrication)	Left Outer ES375L ‡	1	
	Four Wheel Drive (4X4), (Powdered Metal Gusher Brg. For Better Lubrication)	Right Outer ES375R ‡	1	
1970	Two Wheel Drive (4x2), (Powdered Metal Gusher Brg. For Better Lubrication)	Outer ES350L ‡	2	
	Two Wheel Drive (4x2), (Powdered Metal Gusher Brg. For Better Lubrication)	Inner ES370R ‡	2	

REAR SUSPENSION

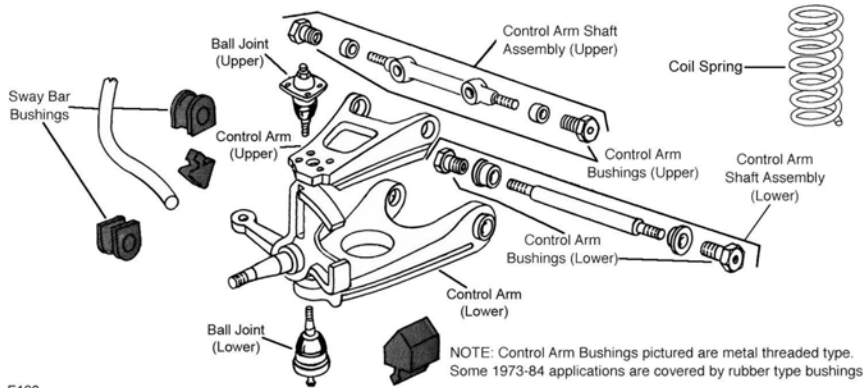


R309

Year	Model/Application	Part	P/C Qty	Figure
Leaf Spring Bushing				
1990-1985	.575" X 1.75" X 3.00"	Fixed End SB351	2	R309
1984-1979	Four Wheel Drive (4X4), .575" X 1.75" X 3.00"	Fixed End SB351	2	R309
1978-1973	Four Wheel Drive (4X4), .575" X 1.75" X 3.00" Two Wheel Drive (4x2)	Front SB351	2	R309
		Fixed End SB335	2	R309
Leaf Spring Shackle Bushing				
1990-1985		To Spring SB335	2	R309
1984-1979	Four Wheel Drive (4X4)	To Spring SB335	2	R309
1978-1973	Two Wheel Drive (4x2)	To Spring SB335	2	R309

Motor Home-GENERAL MOTORS TRUCK

FRONT SUSPENSION



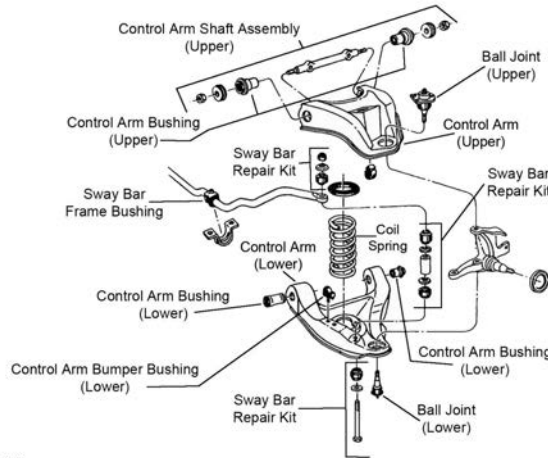
F120

F120

Year	Model/Application	Part	P/C Qty	Figure
Ball Joint				
1978-1973	Gasoline, (Greaseable Socket Reduces Corrosion/Wear)	Lower	K6215 ‡	2 F120

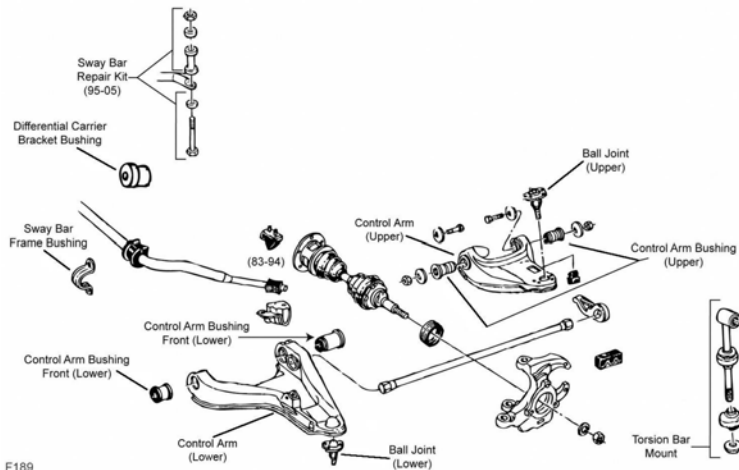
S15-GENERAL MOTORS TRUCK

FRONT SUSPENSION



F188

F188



F189

F189

Year	Model/Application	Part	P/C Qty	Figure
Ball Joint				
1990-1984	Four Wheel Drive (4X4), (Powdered Metal Gusher Brg. For Better Lubrication)	Upper	K5320 ‡	2 F189

GENERAL MOTORS TRUCK-S15 (Cont.)

FRONT SUSPENSION (Cont.)

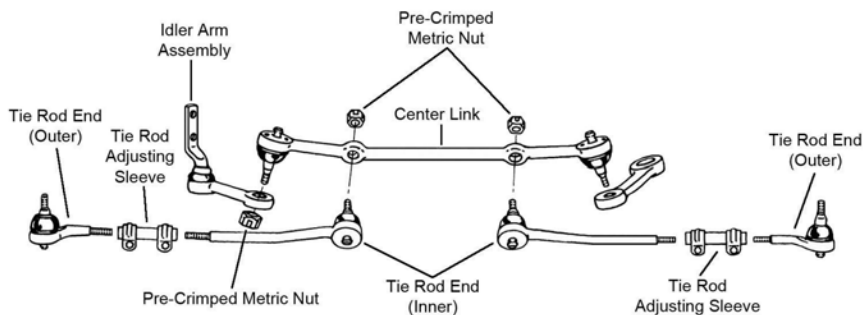
Year	Model/Application	Part	P/C Qty	Figure
Ball Joint				
1990-1984 (Cont.)	Four Wheel Drive (4X4), (Powdered Metal Gusher Brg. For Better Lubrication, New Pre-Installed Integral Dust Boot Eases Installation, New And Original Designs Can Be Installed)	Lower	K5289 ‡	2 F189
1990-1983	Two Wheel Drive (4x2), (Powdered Metal Gusher Brg. For Better Lubrication)	Lower	K6145T ‡	2 F188
1990-1982	Two Wheel Drive (4x2), (Powdered Metal Gusher Brg. For Better Lubrication)	Upper	K5208 ‡	2 F188
1983	Four Wheel Drive (4X4), (Full Ball Stud Provides 360 Degrees Of Smooth Rotation)	Lower	K5269 ‡	2 F189
1982	(Powdered Metal Gusher Brg. For Better Lubrication)	Lower	K6145T ‡	2 F188
Control Arm Bumper Bushing				
1990-1988	Two Wheel Drive (4x2)	Lower	K6606	2 F188
1987-1982		Lower	K6606	2 F188
Control Arm Bushing				
1990-1983	Four Wheel Drive (4X4), (Optional, Eccentric Bushing, Provides Additional Positive(+) Camber Adjustment, High Quality Elastomer For Durability And Performance)	Upper	K7104 ‡	2 F189
	Four Wheel Drive (4X4)	Lower Rear	K3113	2 F189
	Four Wheel Drive (4X4)	Lower Front	K5262	2 F189
Control Arm Bushing Set				
1990-1983	Four Wheel Drive (4X4), (Contains Front And Rear Bushings)	Upper	K6418 ‡	1 F189
	Four Wheel Drive (4X4), (Contains Front And Rear Bushings, Standard Design)	Upper	K6283	2 F189
	Two Wheel Drive (4x2), (Contains Front And Rear Bushings)	Upper	K6411 ‡	1 F188
	Two Wheel Drive (4x2), (Contains Front And Rear Bushings, Standard Design)	Upper	K6176	2 F188
	Two Wheel Drive (4x2), (Contains Front And Rear Bushings)	Lower	K6420 ‡	1 F188
	Two Wheel Drive (4x2), (Contains Front And Rear Bushings, Standard Design)	Lower	K6282	2 F188
1982	(Contains Front And Rear Bushings)	Upper	K6411 ‡	1 F188
	(Contains Front And Rear Bushings, Standard Design)	Upper	K6176	2 F188
	(Contains Front And Rear Bushings)	Lower	K6420 ‡	1 F188
	(Contains Front And Rear Bushings, Standard Design)	Lower	K6282	2 F188
Control Arm Shaft Assembly				
1990-1983	Two Wheel Drive (4x2), (Provides Additional Positive(+) Camber Adjustment, Offset Shaft Kit, Design Allows Ease Of Installation)	Upper	K6218 ‡	2 F188
1982	(Provides Additional Positive(+) Camber Adjustment, Offset Shaft Kit, Design Allows Ease Of Installation)	Upper	K6218 ‡	2 F188
Control Arm with Ball Joint				
1990-1984	Four Wheel Drive (4X4), (Contains Bushing, Powdered Metal Gusher Brg. For Better Lubrication)	Left Upper	CK620172 ‡	1 F189
	Four Wheel Drive (4X4), (R-Series)	Left Upper	RK620172	1 F189
	Four Wheel Drive (4X4), (Contains Bushing, Powdered Metal Gusher Brg. For Better Lubrication)	Right Upper	CK620173 ‡	1 F189
	Four Wheel Drive (4X4), (R-Series)	Right Upper	RK620173	1 F189
1990-1983	Two Wheel Drive (4x2), (Contains Bushing And Offset Shaft, Powdered Metal Gusher Brg. For Better Lubrication)	Left Upper	CK620250 ‡	1 F188
	Two Wheel Drive (4x2), (Contains Bushings, Powdered Metal Gusher Brg. For Better Lubrication)	Left Upper	CK620261 ‡	1 F188
	Two Wheel Drive (4x2), (R-Series)	Left Upper	RK620261	1 F188
	Two Wheel Drive (4x2), (Contains Bushing And Offset Shaft, Powdered Metal Gusher Brg. For Better Lubrication)	Right Upper	CK620249 ‡	1 F188
	Two Wheel Drive (4x2), (Contains Bushings, Powdered Metal Gusher Brg. For Better Lubrication)	Right Upper	CK620260 ‡	1 F188
	Two Wheel Drive (4x2), (R-Series)	Right Upper	RK620260	1 F188
1990-1982	Two Wheel Drive (4x2), (Contains Bushing, Powdered Metal Gusher Brg. For Better Lubrication)	Left Lower	CK620252 ‡	1 F188
	Two Wheel Drive (4x2), (R-Series)	Left Lower	RK620252	1 F188
	Two Wheel Drive (4x2), (Contains Bushing, Powdered Metal Gusher Brg. For Better Lubrication)	Right Lower	CK620251 ‡	1 F188
	Two Wheel Drive (4x2), (R-Series)	Right Lower	RK620251	1 F188
1982	(Contains Bushing And Offset Shaft, Powdered Metal Gusher Brg. For Better Lubrication)	Left Upper	CK620250 ‡	1 F188
	(Contains Bushings, Powdered Metal Gusher Brg. For Better Lubrication)	Left Upper	CK620261 ‡	1 F188
	(R-Series)	Left Upper	RK620261	1 F188
	(Contains Bushing And Offset Shaft, Powdered Metal Gusher Brg. For Better Lubrication)	Right Upper	CK620249 ‡	1 F188
	(Contains Bushings, Powdered Metal Gusher Brg. For Better Lubrication)	Right Upper	CK620260 ‡	1 F188
	(R-Series)	Right Upper	RK620260	1 F188
Differential Carrier Bracket Bushing				
1990-1983	Four Wheel Drive (4X4)		K6572	2 F189
Sway Bar Bushing				
1990-1983	Four Wheel Drive (4X4)	To Arm	K6640	1 F189
	Four Wheel Drive (4X4), 1" Sway Bar Diameter	To Frame	K6451	1 F189
	Four Wheel Drive (4X4), 1-1/16" Sway Bar Diameter	To Frame	K5288	1 F189
	Four Wheel Drive (4X4), 1-1/4" Sway Bar Diameter, (Split Design For Easier Installation)	To Frame	K6455 ‡	1 F189
	Four Wheel Drive (4X4), 1-1/8" Sway Bar Diameter	To Frame	K6453	1 F189
	Four Wheel Drive (4X4), 1-3/16" Sway Bar Diameter	To Frame	K5248	1 F189
	Four Wheel Drive (4X4), 1-5/16" Sway Bar Diameter	To Frame	K6457	1 F189

(Cont.) S15-GENERAL MOTORS TRUCK

FRONT SUSPENSION (Cont.)

Year	Model/Application	Part	P/C Qty	Figure	
Sway Bar Bushing					
1990-1983 (Cont.)	Four Wheel Drive (4X4), 36mm Sway Bar Diameter	To Frame	K6459	1 F189	
	Two Wheel Drive (4x2), 1-1/16" Sway Bar Diameter, (Deep Web)	To Frame	K6167	1 F188	
	Two Wheel Drive (4x2), 1-1/16" Sway Bar Diameter, (Shallow Web)	To Frame	K6169	1 F188	
	Two Wheel Drive (4x2), 1-1/4" Sway Bar Diameter, (Improved Design Bushing With Premium Rubber Material And Synthetic Fabric Lining Lasts Longer And Eliminates Noise)	To Frame	K201176 ‡	1 F188	
	Two Wheel Drive (4x2), 1-1/4" Sway Bar Diameter, (Standard Design)	To Frame	K6476	1 F188	
	Two Wheel Drive (4x2), 1-1/8" Sway Bar Diameter, (Improved Design Bushing With Premium Rubber Material And Synthetic Fabric Lining Lasts Longer And Eliminates Noise)	To Frame	K201174 ‡	1 F188	
	Two Wheel Drive (4x2), 1-1/8" Sway Bar Diameter, (Standard Design)	To Frame	K6408	1 F188	
	Two Wheel Drive (4x2), 1-3/16" Sway Bar Diameter, (Improved Design Bushing With Premium Rubber Material And Synthetic Fabric Lining Lasts Longer And Eliminates Noise)	To Frame	K201175 ‡	1 F188	
	Two Wheel Drive (4x2), 1-3/16" Sway Bar Diameter, (Standard Design)	To Frame	K6437	1 F188	
	Two Wheel Drive (4x2), 1-5/16" Sway Bar Diameter, (Improved Design Bushing With Premium Rubber Material And Synthetic Fabric Lining Lasts Longer And Eliminates Noise)	To Frame	K201177 ‡	1 F188	
	Two Wheel Drive (4x2), 1-5/16" Sway Bar Diameter, (Standard Design)	To Frame	K6439	1 F188	
	1982	1-1/16" Sway Bar Diameter, (Deep Web)	To Frame	K6167	1 F188
		1-1/16" Sway Bar Diameter, (Shallow Web)	To Frame	K6169	1 F188
1-1/4" Sway Bar Diameter, (Improved Design Bushing With Premium Rubber Material And Synthetic Fabric Lining Lasts Longer And Eliminates Noise)		To Frame	K201176 ‡	1 F188	
1-1/4" Sway Bar Diameter, (Standard Design)		To Frame	K6476	1 F188	
1-1/8" Sway Bar Diameter, (Improved Design Bushing With Premium Rubber Material And Synthetic Fabric Lining Lasts Longer And Eliminates Noise)		To Frame	K201174 ‡	1 F188	
1-1/8" Sway Bar Diameter, (Standard Design)		To Frame	K6408	1 F188	
1-3/16" Sway Bar Diameter, (Improved Design Bushing With Premium Rubber Material And Synthetic Fabric Lining Lasts Longer And Eliminates Noise)		To Frame	K201175 ‡	1 F188	
1-3/16" Sway Bar Diameter, (Standard Design)		To Frame	K6437	1 F188	
1-5/16" Sway Bar Diameter, (Improved Design Bushing With Premium Rubber Material And Synthetic Fabric Lining Lasts Longer And Eliminates Noise)		To Frame	K201177 ‡	1 F188	
1-5/16" Sway Bar Diameter, (Standard Design)		To Frame	K6439	1 F188	
Sway Bar Repair Kit					
1990-1983	Two Wheel Drive (4x2), (OEM Type)		K5254	2 F188	
	Two Wheel Drive (4x2), (Optional Performance)		K8988	2 F188	
	Two Wheel Drive (4x2), 7-1/4" Length, (Includes Polyurethane Bushings And Solid Metal Sleeve For Enhanced Performance. Barrel Nut Allows For Easier Installation.)		K700538 ‡	2 F188	
1982	(OEM Type)		K5254	2 F188	
	(Optional Performance)		K8988	2 F188	
	7-1/4" Length, (Includes Polyurethane Bushings And Solid Metal Sleeve For Enhanced Performance. Barrel Nut Allows For Easier Installation.)		K700538 ‡	2 F188	
Torsion Bar Mount					
1990-1988	Four Wheel Drive (4X4), (Enhanced Heavy Duty Option, Design Allows Ease Of Installation)	To Frame	K6485 ‡	2 F189	
	Four Wheel Drive (4X4), (Standard Design)	To Frame	K6443	2 F189	
Wheel Hub & Bearing Assembly					
1990	Four Wheel Drive (4X4), 2 Wheel ABS		513061	2	
	Four Wheel Drive (4X4), Non ABS		513013	2	
1989-1983	Four Wheel Drive (4X4)		513013	2	

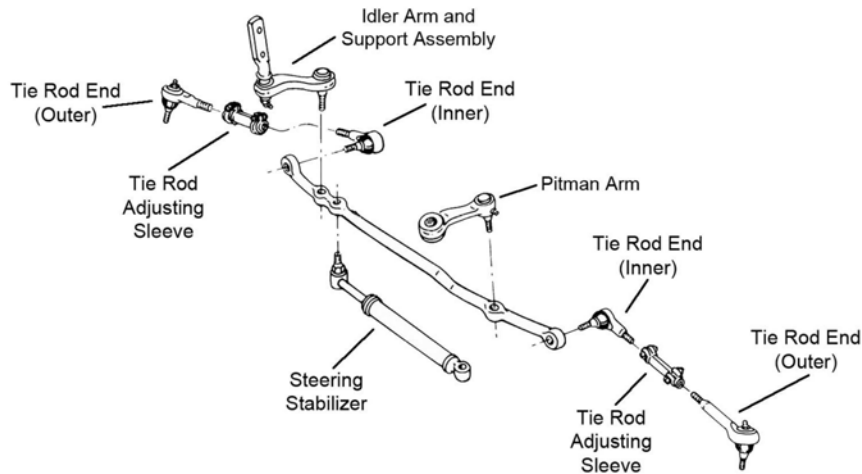
STEERING



S369

GENERAL MOTORS TRUCK-S15 (Cont.)

STEERING (Cont.)

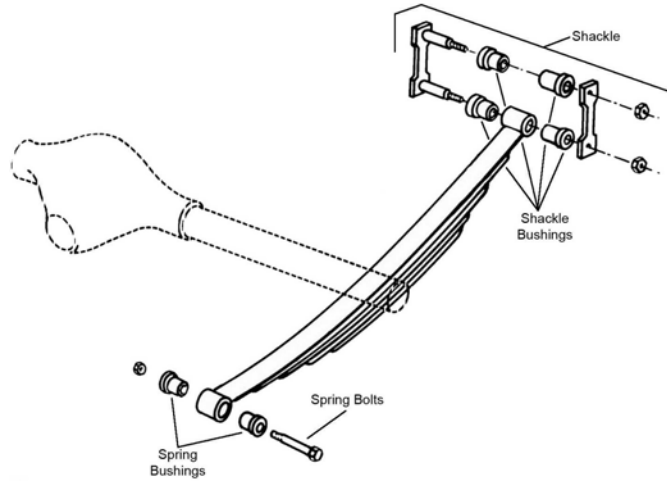


S370

Year	Model/Application	Part	P/C Qty	Figure
Center Link				
1990-1983	Two Wheel Drive (4x2), (Powdered Metal Gusher Brg. For Better Lubrication)	DS1047 ‡	1	S369
1982	(Powdered Metal Gusher Brg. For Better Lubrication)	DS1047 ‡	1	S369
Idler Arm				
1990-1985	Two Wheel Drive (4x2), (Powdered Metal Gusher Brg. For Better Lubrication)	K6187T ‡	1	S369
1990-1983	Four Wheel Drive (4X4), (Powdered Metal Gusher Brg. For Better Lubrication)	K6251T ‡	1	S370
1984-1983	Two Wheel Drive (4x2), Power Steering, (Powdered Metal Gusher Brg. For Better Lubrication)	K6187T ‡	1	S369
1982	(Powdered Metal Gusher Brg. For Better Lubrication)	K6187T ‡	1	S369
Pitman Arm				
1990-1985	Four Wheel Drive (4X4), (Greaseable Socket Reduces Corrosion/Wear)	K6339 ‡	1	S370
1984-1983	Four Wheel Drive (4X4), Manual Steering, (Greaseable Socket Reduces Corrosion/Wear)	K6254 ‡	1	S370
	Four Wheel Drive (4X4), Power Steering, (Greaseable Socket Reduces Corrosion/Wear)	K6255 ‡	1	S370
Steering Damper Bellows				
1989-1983	Four Wheel Drive (4X4), Except Original Equipment Steering Damper, (Trail Boss)	Front SSD68	1	S370
Steering Damper Cylinder				
1990-1983	Four Wheel Drive (4X4), Original Equipment Steering Damper, (Trail Boss)	Front SSD56	1	S370
Steering Damper Kit				
1990-1983	Two Wheel Drive (4x2), (Trail Boss)	Front SSD62	1	
1989-1983	Four Wheel Drive (4X4), Except Original Equipment Steering Damper, (Super Trail Boss)	Front SSD78	1	S370
1982	(Trail Boss)	Front SSD62	1	
Tie Rod Adjusting Sleeve				
1990-1983	Four Wheel Drive (4X4)	ES2004S	2	S370
	Two Wheel Drive (4x2)	ES2032S	2	S369
1982		ES2032S	2	S369
Tie Rod End				
1990-1983	Four Wheel Drive (4X4), (Powdered Metal Gusher Brg. For Better Lubrication)	Outer ES2249RLT ‡	2	S370
	Four Wheel Drive (4X4), (Powdered Metal Gusher Brg. For Better Lubrication)	Inner ES2072RLT ‡	2	S370
	Two Wheel Drive (4x2), 5/8" - 18 Thread, (Powdered Metal Gusher Brg. For Better Lubrication)	Outer ES2033RLT ‡	2	S369
	Two Wheel Drive (4x2), 5/8" - 18 Thread, (Powdered Metal Gusher Brg. For Better Lubrication)	Inner ES2034RLT ‡	2	S369
1982	5/8" - 18 Thread, (Powdered Metal Gusher Brg. For Better Lubrication)	Outer ES2033RLT ‡	2	S369
	5/8" - 18 Thread, (Powdered Metal Gusher Brg. For Better Lubrication)	Inner ES2034RLT ‡	2	S369

(Cont.) S15-GENERAL MOTORS TRUCK

REAR SUSPENSION

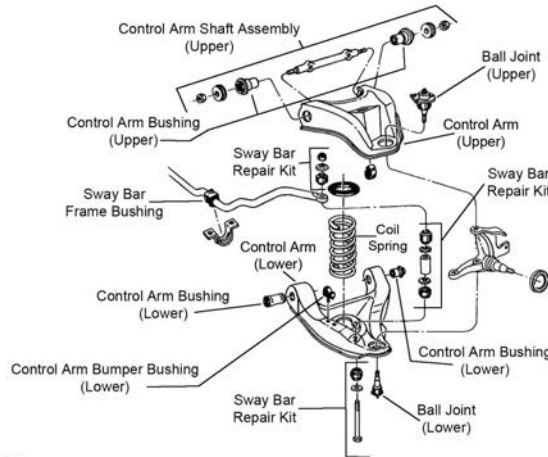


R309

Year	Model/Application	Part	P/C Qty	Figure
Leaf Spring Bushing				
1990-1982	Fixed End	SB335	2	R309
Leaf Spring Shackle Bushing				
1990-1982	(Design Allows Ease Of Installation)	Upper Lower	2 2	R309 R309

S15 Jimmy-GENERAL MOTORS TRUCK

FRONT SUSPENSION

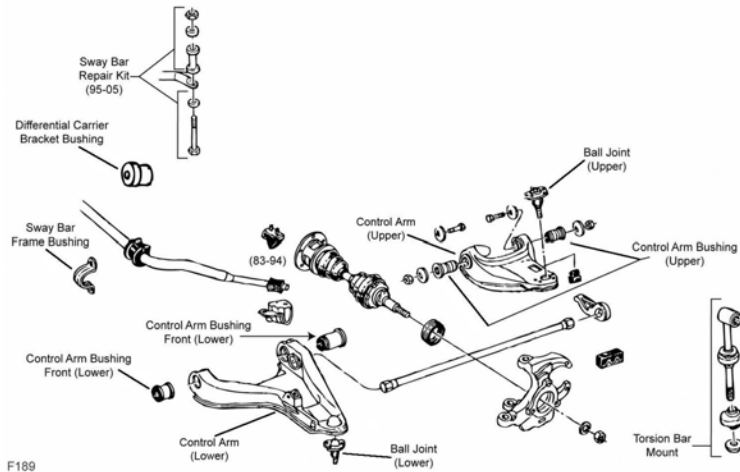


F188

F188

GENERAL MOTORS TRUCK-S15 Jimmy (Cont.)

FRONT SUSPENSION (Cont.)



F189

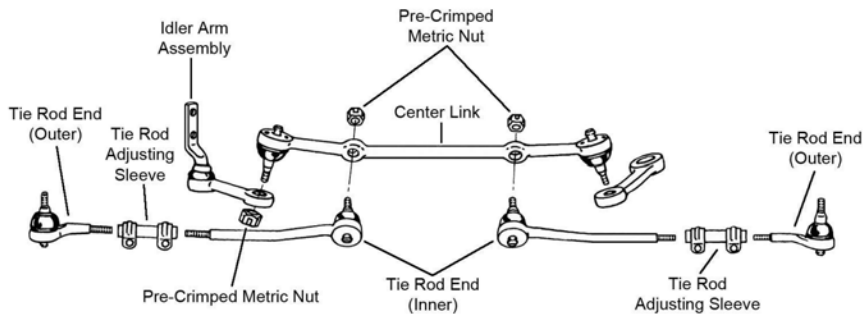
Year	Model/Application	Part	P/C Qty	Figure	
Ball Joint					
1990-1984	Four Wheel Drive (4X4), (Powdered Metal Gusher Brg. For Better Lubrication) Four Wheel Drive (4X4), (Powdered Metal Gusher Brg. For Better Lubrication, New Pre-Installed Integral Dust Boot Eases Installation, New And Original Designs Can Be Installed) Two Wheel Drive (4x2), (Powdered Metal Gusher Brg. For Better Lubrication)	Upper	K5320 ‡	2	F189
		Lower	K5289 ‡	2	F189
		Upper	K5208 ‡	2	F188
1990-1983	Two Wheel Drive (4x2), (Powdered Metal Gusher Brg. For Better Lubrication)	Lower	K6145T ‡	2	F188
1983	(Powdered Metal Gusher Brg. For Better Lubrication) Four Wheel Drive (4X4), (Full Ball Stud Provides 360 Degrees Of Smooth Rotation)	Upper	K5208 ‡	2	F189
		Lower	K5269 ‡	2	F189
Control Arm Bumper Bushing					
1990-1988	Two Wheel Drive (4x2)	Lower	K6606	2	F188
1987-1983		Lower	K6606	2	F188
Control Arm Bushing					
1990-1983	Four Wheel Drive (4X4), (Optional, Eccentric Bushing, Provides Additional Positive(+) Camber Adjustment, High Quality Elastomer For Durability And Performance) Four Wheel Drive (4X4) Four Wheel Drive (4X4)	Upper	K7104 ‡	2	F189
		Lower Rear	K3113	2	F189
		Lower Front	K5262	2	F189
Control Arm Bushing Set					
1990-1983	Four Wheel Drive (4X4), (Contains Front And Rear Bushings) Four Wheel Drive (4X4), (Contains Front And Rear Bushings, Standard Design) Two Wheel Drive (4x2), (Contains Front And Rear Bushings) Two Wheel Drive (4x2), (Contains Front And Rear Bushings, Standard Design) Two Wheel Drive (4x2), (Contains Front And Rear Bushings) Two Wheel Drive (4x2), (Contains Front And Rear Bushings, Standard Design)	Upper	K6418 ‡	1	F189
		Upper	K6283	2	F189
		Upper	K6411 ‡	1	F188
		Upper	K6176	2	F188
		Lower	K6420 ‡	1	F188
		Lower	K6282	2	F188
Control Arm Shaft Assembly					
1990-1983	Two Wheel Drive (4x2), (Provides Additional Positive(+) Camber Adjustment, Offset Shaft Kit, Design Allows Ease Of Installation)	Upper	K6218 ‡	2	F188
Control Arm with Ball Joint					
1990-1984	Four Wheel Drive (4X4), (Contains Bushing, Powdered Metal Gusher Brg. For Better Lubrication) Four Wheel Drive (4X4), (R-Series) Four Wheel Drive (4X4), (Contains Bushing, Powdered Metal Gusher Brg. For Better Lubrication) Four Wheel Drive (4X4), (R-Series)	Left Upper	CK620172 ‡	1	F189
		Left Upper	RK620172	1	F189
		Right Upper	CK620173 ‡	1	F189
		Right Upper	RK620173	1	F189
1990-1983	Two Wheel Drive (4x2), (Contains Bushing And Offset Shaft, Powdered Metal Gusher Brg. For Better Lubrication) Two Wheel Drive (4x2), (Contains Bushings, Powdered Metal Gusher Brg. For Better Lubrication) Two Wheel Drive (4x2), (R-Series) Two Wheel Drive (4x2), (Contains Bushing And Offset Shaft, Powdered Metal Gusher Brg. For Better Lubrication) Two Wheel Drive (4x2), (Contains Bushings, Powdered Metal Gusher Brg. For Better Lubrication) Two Wheel Drive (4x2), (R-Series) Two Wheel Drive (4x2), (Contains Bushing, Powdered Metal Gusher Brg. For Better Lubrication) Two Wheel Drive (4x2), (R-Series) Two Wheel Drive (4x2), (Contains Bushing, Powdered Metal Gusher Brg. For Better Lubrication) Two Wheel Drive (4x2), (R-Series) Two Wheel Drive (4x2), (Contains Bushing, Powdered Metal Gusher Brg. For Better Lubrication)	Left Upper	CK620250 ‡	1	F188
		Left Upper	CK620261 ‡	1	F188
		Left Upper	RK620261	1	F188
		Right Upper	CK620249 ‡	1	F188
		Right Upper	CK620260 ‡	1	F188
		Right Upper	RK620260	1	F188
		Left Lower	CK620252 ‡	1	F188
		Left Lower	RK620252	1	F188
		Right Lower	CK620251 ‡	1	F188
		Right Lower	RK620251	1	F188

(Cont.) S15 Jimmy-GENERAL MOTORS TRUCK

FRONT SUSPENSION (Cont.)

Year	Model/Application	Part	P/C Qty	Figure
Differential Carrier Bracket Bushing				
1990-1983	Four Wheel Drive (4X4)	K6572	2	F189
Sway Bar Bushing				
1990-1983	Four Wheel Drive (4X4) To Arm	K6640	1	F189
	Four Wheel Drive (4X4), 1" Sway Bar Diameter To Frame	K6451	1	F189
	Four Wheel Drive (4X4), 1-1/16" Sway Bar Diameter To Frame	K5288	1	F189
	Four Wheel Drive (4X4), 1-1/4" Sway Bar Diameter, (Split Design For Easier Installation) To Frame	K6455 ‡	1	F189
	Four Wheel Drive (4X4), 1-1/8" Sway Bar Diameter To Frame	K6453	1	F189
	Four Wheel Drive (4X4), 1-3/16" Sway Bar Diameter To Frame	K5248	1	F189
	Four Wheel Drive (4X4), 1-5/16" Sway Bar Diameter To Frame	K6457	1	F189
	Four Wheel Drive (4X4), 36mm Sway Bar Diameter To Frame	K6459	1	F189
	Two Wheel Drive (4x2), 1-1/16" Sway Bar Diameter, (Deep Web) To Frame	K6167	1	F188
	Two Wheel Drive (4x2), 1-1/16" Sway Bar Diameter, (Shallow Web) To Frame	K6169	1	F188
	Two Wheel Drive (4x2), 1-1/4" Sway Bar Diameter, (Improved Design Bushing With Premium Rubber Material And Synthetic Fabric Lining Lasts Longer And Eliminates Noise) To Frame	K201176 ‡	1	F188
	Two Wheel Drive (4x2), 1-1/4" Sway Bar Diameter, (Standard Design) To Frame	K6476	1	F188
	Two Wheel Drive (4x2), 1-1/8" Sway Bar Diameter, (Improved Design Bushing With Premium Rubber Material And Synthetic Fabric Lining Lasts Longer And Eliminates Noise) To Frame	K201174 ‡	1	F188
	Two Wheel Drive (4x2), 1-1/8" Sway Bar Diameter, (Standard Design) To Frame	K6408	1	F188
	Two Wheel Drive (4x2), 1-3/16" Sway Bar Diameter, (Improved Design Bushing With Premium Rubber Material And Synthetic Fabric Lining Lasts Longer And Eliminates Noise) To Frame	K201175 ‡	1	F188
	Two Wheel Drive (4x2), 1-3/16" Sway Bar Diameter, (Standard Design) To Frame	K6437	1	F188
	Two Wheel Drive (4x2), 1-5/16" Sway Bar Diameter, (Improved Design Bushing With Premium Rubber Material And Synthetic Fabric Lining Lasts Longer And Eliminates Noise) To Frame	K201177 ‡	1	F188
	Two Wheel Drive (4x2), 1-5/16" Sway Bar Diameter, (Standard Design) To Frame	K6439	1	F188
Sway Bar Repair Kit				
1990-1983	Two Wheel Drive (4x2), (OEM Type)	K5254	2	F188
	Two Wheel Drive (4x2), (Optional Performance)	K8988	2	F188
	Two Wheel Drive (4x2), 7-1/4" Length, (Includes Polyurethane Bushings And Solid Metal Sleeve For Enhanced Performance. Barrel Nut Allows For Easier Installation.)	K700538 ‡	2	F188
Torsion Bar Mount				
1990-1988	Four Wheel Drive (4X4), (Enhanced Heavy Duty Option, Design Allows Ease Of Installation) To Frame	K6485 ‡	2	F189
	Four Wheel Drive (4X4), (Standard Design) To Frame	K6443	2	F189
Wheel Hub & Bearing Assembly				
1990	Four Wheel Drive (4X4), 2 Wheel ABS	513061	2	
	Four Wheel Drive (4X4), Non ABS	513013	2	
1989-1983	Four Wheel Drive (4X4)	513013	2	

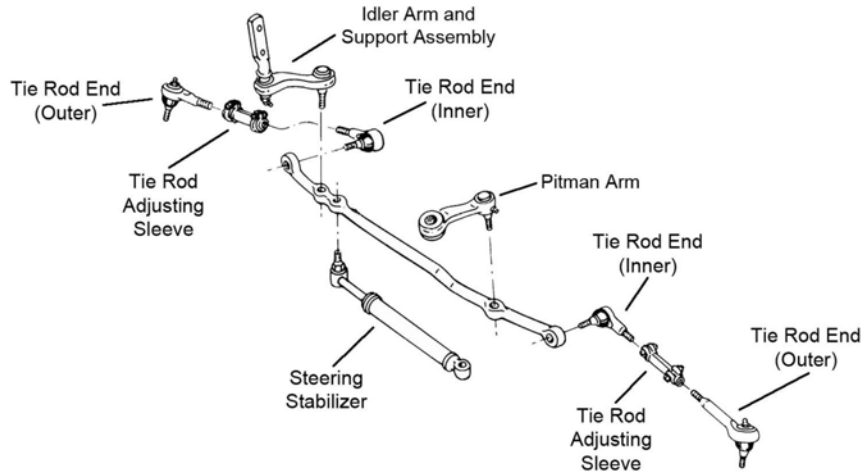
STEERING



S369

GENERAL MOTORS TRUCK-S15 Jimmy (Cont.)

STEERING (Cont.)

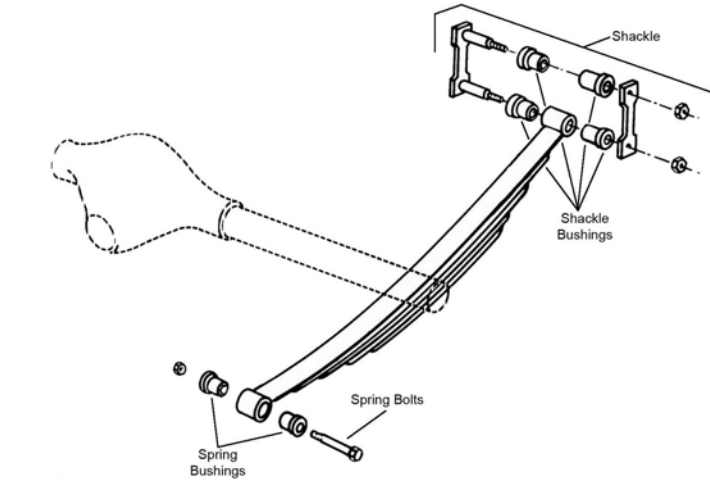


S370

Year	Model/Application	Part	P/C Qty	Figure
Center Link				
1990-1983	Two Wheel Drive (4x2), (Powdered Metal Gusher Brg. For Better Lubrication)	DS1047 ‡	1	S369
Idler Arm				
1990-1985	Two Wheel Drive (4x2), (Powdered Metal Gusher Brg. For Better Lubrication)	K6187T ‡	1	S369
1990-1983	Four Wheel Drive (4X4), (Powdered Metal Gusher Brg. For Better Lubrication)	K6251T ‡	1	S370
1984-1983	Two Wheel Drive (4x2), Power Steering, (Powdered Metal Gusher Brg. For Better Lubrication)	K6187T ‡	1	S369
Pitman Arm				
1990-1985	Four Wheel Drive (4X4), (Greaseable Socket Reduces Corrosion/Wear)	K6339 ‡	1	S370
1984-1983	Four Wheel Drive (4X4), Manual Steering, (Greaseable Socket Reduces Corrosion/Wear)	K6254 ‡	1	S370
	Four Wheel Drive (4X4), Power Steering, (Greaseable Socket Reduces Corrosion/Wear)	K6255 ‡	1	S370
Steering Damper Bellows				
1989-1983	Four Wheel Drive (4X4), Except Original Equipment Steering Damper, (Trail Boss)	Front SSD68	1	S370
Steering Damper Cylinder				
1990-1983	Four Wheel Drive (4X4), Original Equipment Steering Damper, (Trail Boss)	Front SSD56	1	S370
Steering Damper Kit				
1990-1983	Two Wheel Drive (4x2), (Trail Boss)	Front SSD62	1	
1989-1983	Four Wheel Drive (4X4), Except Original Equipment Steering Damper, (Super Trail Boss)	Front SSD78	1	S370
Tie Rod Adjusting Sleeve				
1990-1983	Four Wheel Drive (4X4)	ES2004S	2	S370
	Two Wheel Drive (4x2)	ES2032S	2	S369
Tie Rod End				
1990-1983	Four Wheel Drive (4X4), (Powdered Metal Gusher Brg. For Better Lubrication)	Inner ES2072RLT ‡	2	S370
	Four Wheel Drive (4X4), Offset Tie Rod End, (Powdered Metal Gusher Brg. For Better Lubrication)	Outer ES3462 ‡	2	S370
	Four Wheel Drive (4X4), Straight Tie Rod End, (Powdered Metal Gusher Brg. For Better Lubrication)	Outer ES2249RLT ‡	2	S370
	Two Wheel Drive (4x2), 5/8" - 18 Thread, (Powdered Metal Gusher Brg. For Better Lubrication)	Outer ES2033RLT ‡	2	S369
	Two Wheel Drive (4x2), 5/8" - 18 Thread, (Powdered Metal Gusher Brg. For Better Lubrication)	Inner ES2034RLT ‡	2	S369

(Cont.) S15 Jimmy-GENERAL MOTORS TRUCK

REAR SUSPENSION

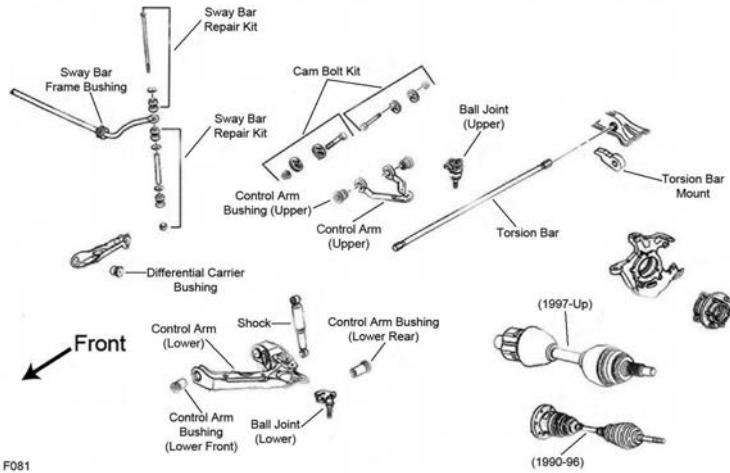


R309

Year	Model/Application	Part	P/C Qty	Figure
Leaf Spring Bushing				
1990-1983	Fixed End	SB335	2	R309
Leaf Spring Shackle Bushing				
1990-1983	(Design Allows Ease Of Installation)	Upper Lower	2 2	R309 R309

Safari-GENERAL MOTORS TRUCK

FRONT SUSPENSION

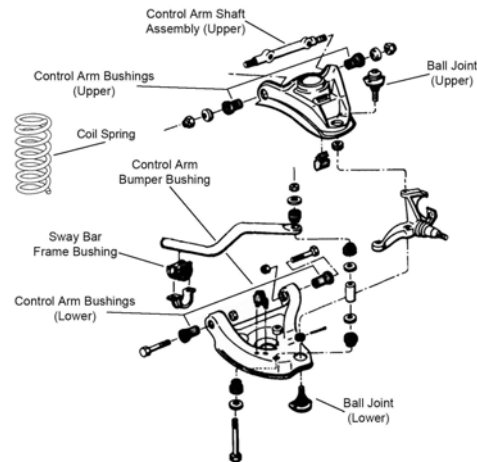


F081

F081

GENERAL MOTORS TRUCK-Safari (Cont.)

FRONT SUSPENSION (Cont.)



F401

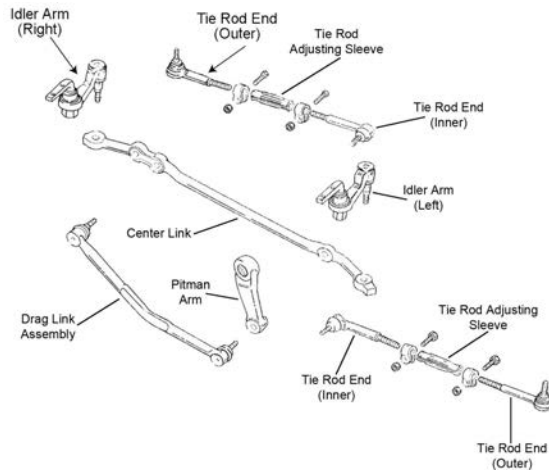
Year	Model/Application	Part	P/C Qty	Figure	
Safari					
Ball Joint					
1990	All Wheel Drive, (Powdered Metal Gusher Brg. For Better Lubrication)	Upper	K6292 ‡	2	F081
	All Wheel Drive, (Bolt On Type, Powdered Metal Gusher Brg. For Better Lubrication)	Lower	K6291 ‡	2	F081
	Two Wheel Drive (4x2), (Powdered Metal Gusher Brg. For Better Lubrication)	Upper	K5208 ‡	2	F401
	Two Wheel Drive (4x2), (Powdered Metal Gusher Brg. For Better Lubrication)	Lower	K6141 ‡	2	F401
1989-1985	(Powdered Metal Gusher Brg. For Better Lubrication)	Upper	K5208 ‡	2	F401
	(Powdered Metal Gusher Brg. For Better Lubrication)	Lower	K6141 ‡	2	F401
Control Arm Bumper Bushing					
1990	Two Wheel Drive (4x2)	Lower	K6606	2	F401
1989-1985		Lower	K6606	2	F401
Control Arm Bushing					
1990	Two Wheel Drive (4x2)	Lower Rear	K5262	2	F401
	Two Wheel Drive (4x2)	Lower Front	K3113	2	F401
1989-1985		Lower Rear	K5262	2	F401
		Lower Front	K3113	2	F401
Control Arm Bushing Set					
1990	All Wheel Drive, (Contains Front And Rear Bushings, Standard Design)	Upper	K6395	2	F081
	All Wheel Drive, (High Quality Elastomer For Durability And Performance, Contains Front And Rear Bushings)	Upper	K6417 ‡	1	F081
	All Wheel Drive, Stamped Steel Arm, (Contains Front And Rear Bushings)	Lower	K6329	2	F081
	Two Wheel Drive (4x2), (Contains Front And Rear Bushings)	Upper	K6409 ‡	1	F401
	Two Wheel Drive (4x2), (Contains Front And Rear Bushings, Standard Design)	Upper	K6198	1	F401
	Two Wheel Drive (4x2), (Contains Front And Rear Bushings)	Lower	K6109	2	F401
1989-1985	(Contains Front And Rear Bushings)	Upper	K6409 ‡	1	F401
	(Contains Front And Rear Bushings, Standard Design)	Upper	K6198	1	F401
	(Contains Front And Rear Bushings)	Lower	K6109	2	F401
Control Arm Shaft Assembly					
1989-1985	(Provides Additional Positive(+) Camber Adjustment, Offset Shaft Kit, Design Allows Ease Of Installation)	Upper	K6210 ‡	2	F401
Control Arm with Ball Joint					
1990	All Wheel Drive, (R-Series)	Left Upper	RK620720	1	F081
	All Wheel Drive, (R-Series)	Right Upper	RK620719	1	F081
Sway Bar Bushing					
1990	1-1/16" Sway Bar Diameter	To Frame	K6167	1	F081, F401
	1-1/4" Sway Bar Diameter, (Improved Design Bushing With Premium Rubber Material And Synthetic Fabric Lining Lasts Longer And Eliminates Noise)	To Frame	K201176 ‡	1	F081, F401
	1-1/4" Sway Bar Diameter, (Standard Design)	To Frame	K6476	1	F081, F401
	1-3/16" Sway Bar Diameter, (Bracket Not Included, OEM Type, Improved Design Bushing With Premium Rubber Material And Synthetic Fabric Lining Lasts Longer And Eliminates Noise)	To Frame	K201175 ‡	1	F081, F401
	1-3/16" Sway Bar Diameter, (Bracket Not Included, OEM Type, Standard Design)	To Frame	K6437	1	F081, F401
	1-5/16" Sway Bar Diameter, (Improved Design Bushing With Premium Rubber Material And Synthetic Fabric Lining Lasts Longer And Eliminates Noise)	To Frame	K201177 ‡	1	F081, F401
	1-5/16" Sway Bar Diameter, (Standard Design)	To Frame	K6439	1	F081, F401
	All Wheel Drive, 1-3/16" Sway Bar Diameter, (Contains Bracket, Universal Type, Contains Thermoplastic Bushings And Universal Mounting Bracket)	To Frame	K7328 ‡	1	F081
	Two Wheel Drive (4x2), 1-1/8" Sway Bar Diameter, (Bracket Not Included, OEM Type, Improved Design Bushing With Premium Rubber Material And Synthetic Fabric Lining Lasts Longer And Eliminates Noise)	To Frame	K201174 ‡	1	F401

(Cont.) Safari-GENERAL MOTORS TRUCK

FRONT SUSPENSION (Cont.)				
Year	Model/Application	Part	P/C Qty	Figure
Safari				
Sway Bar Bushing				
1990 (Cont.)	Two Wheel Drive (4x2), 1-1/8" Sway Bar Diameter, (Bracket Not Included, OEM Type, Standard Design)	To Frame	K6408	1 F401
	Two Wheel Drive (4x2), 1-1/8" Sway Bar Diameter, (Contains Bracket, Universal Type, Contains Thermoplastic Bushings And Universal Mounting Bracket)	To Frame	K7325 ‡	1 F401
1989-1985	1-1/16" Sway Bar Diameter	To Frame	K6167	1 F401
	1-1/4" Sway Bar Diameter, (Improved Design Bushing With Premium Rubber Material And Synthetic Fabric Lining Lasts Longer And Eliminates Noise)	To Frame	K201176 ‡	1 F401
	1-1/4" Sway Bar Diameter, (Standard Design)	To Frame	K6476	1 F401
	1-1/8" Sway Bar Diameter, (Bracket Not Included, OEM Type, Improved Design Bushing With Premium Rubber Material And Synthetic Fabric Lining Lasts Longer And Eliminates Noise)	To Frame	K201174 ‡	1 F401
	1-1/8" Sway Bar Diameter, (Bracket Not Included, OEM Type, Standard Design)	To Frame	K6408	1 F401
	1-1/8" Sway Bar Diameter, (Contains Bracket, Universal Type, Contains Thermoplastic Bushings And Universal Mounting Bracket)	To Frame	K7325 ‡	1 F401
	1-3/16" Sway Bar Diameter, (Bracket Not Included, OEM Type, Improved Design Bushing With Premium Rubber Material And Synthetic Fabric Lining Lasts Longer And Eliminates Noise)	To Frame	K201175 ‡	1 F401
	1-3/16" Sway Bar Diameter, (Bracket Not Included, OEM Type, Standard Design)	To Frame	K6437	1 F401
	1-5/16" Sway Bar Diameter, (Improved Design Bushing With Premium Rubber Material And Synthetic Fabric Lining Lasts Longer And Eliminates Noise)	To Frame	K201177 ‡	1 F401
	1-5/16" Sway Bar Diameter, (Standard Design)	To Frame	K6439	1 F401
Sway Bar Repair Kit				
1990	All Wheel Drive, (Heavy Duty Design)		K80631 ‡	2 F081
	All Wheel Drive, (Includes Polyurethane Bushings And Solid Metal Sleeve For Enhanced Performance. Barrel Nut Allows For Easier Installation.)		K700539 ‡	2 F081
	Two Wheel Drive (4x2), (Heavy Duty Design)		K6630 ‡	2 F401
	Two Wheel Drive (4x2), (Includes Polyurethane Bushings And Solid Metal Sleeve For Enhanced Performance. Barrel Nut Allows For Easier Installation.)		K700532 ‡	2 F401
1989-1985	Two Wheel Drive (4x2), (Standard Design)		K5252	2 F401
	(Heavy Duty Design)		K6630 ‡	2 F401
	(Includes Polyurethane Bushings And Solid Metal Sleeve For Enhanced Performance. Barrel Nut Allows For Easier Installation.) (Standard Design)		K700532 ‡	2 F401
			K5252	2 F401
Wheel Hub & Bearing Assembly				
1990	All Wheel Drive		515005	2
Safari EXT				
Ball Joint				
1990	All Wheel Drive, (Powdered Metal Gusher Brg. For Better Lubrication)	Upper	K6292 ‡	2 F081
	All Wheel Drive, (Bolt On Type, Powdered Metal Gusher Brg. For Better Lubrication)	Lower	K6291 ‡	2 F081
	Two Wheel Drive (4x2), (Powdered Metal Gusher Brg. For Better Lubrication)	Upper	K5208 ‡	2 F401
	Two Wheel Drive (4x2), (Powdered Metal Gusher Brg. For Better Lubrication)	Lower	K6141 ‡	2 F401
Control Arm Bumper Bushing				
1990	Two Wheel Drive (4x2)	Lower	K6606	2 F401
Control Arm Bushing				
1990	Two Wheel Drive (4x2)	Lower Rear	K5262	2 F401
	Two Wheel Drive (4x2)	Lower Front	K3113	2 F401
Control Arm with Ball Joint				
1990	All Wheel Drive, (R-Series)	Left Upper	RK620720	1 F081
	All Wheel Drive, (R-Series)	Right Upper	RK620719	1 F081
Sway Bar Bushing				
1990	1-1/16" Sway Bar Diameter	To Frame	K6167	1 F081, F401
	1-1/4" Sway Bar Diameter, (Improved Design Bushing With Premium Rubber Material And Synthetic Fabric Lining Lasts Longer And Eliminates Noise)	To Frame	K201176 ‡	1 F081, F401
	1-1/4" Sway Bar Diameter, (Standard Design)	To Frame	K6476	1 F081, F401
	1-3/16" Sway Bar Diameter, (Bracket Not Included, OEM Type, Improved Design Bushing With Premium Rubber Material And Synthetic Fabric Lining Lasts Longer And Eliminates Noise)	To Frame	K201175 ‡	1 F081, F401
	1-3/16" Sway Bar Diameter, (Bracket Not Included, OEM Type, Standard Design)	To Frame	K6437	1 F081, F401
	1-5/16" Sway Bar Diameter, (Improved Design Bushing With Premium Rubber Material And Synthetic Fabric Lining Lasts Longer And Eliminates Noise)	To Frame	K201177 ‡	1 F081, F401
	1-5/16" Sway Bar Diameter, (Standard Design)	To Frame	K6439	1 F081, F401
	All Wheel Drive, 1-3/16" Sway Bar Diameter, (Contains Bracket, Universal Type, Contains Thermoplastic Bushings And Universal Mounting Bracket)	To Frame	K7328 ‡	1 F081
	Two Wheel Drive (4x2), 1-1/8" Sway Bar Diameter, (Bracket Not Included, OEM Type, Improved Design Bushing With Premium Rubber Material And Synthetic Fabric Lining Lasts Longer And Eliminates Noise)	To Frame	K201174 ‡	1 F401
	Two Wheel Drive (4x2), 1-1/8" Sway Bar Diameter, (Bracket Not Included, OEM Type, Standard Design)	To Frame	K6408	1 F401
	Two Wheel Drive (4x2), 1-1/8" Sway Bar Diameter, (Contains Bracket, Universal Type, Contains Thermoplastic Bushings And Universal Mounting Bracket)	To Frame	K7325 ‡	1 F401

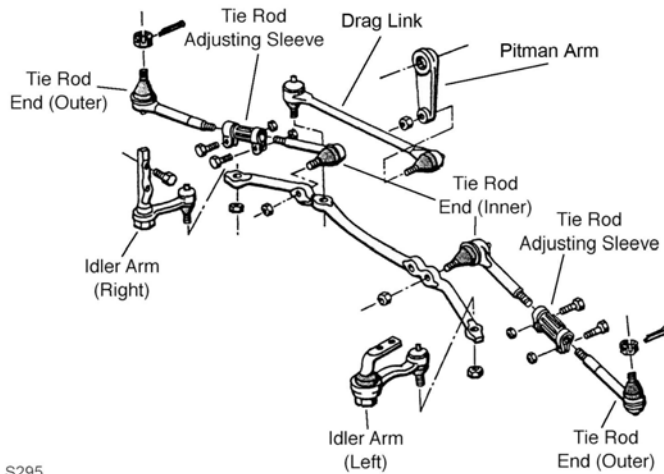
GENERAL MOTORS TRUCK-Safari (Cont.)

STEERING



S075

S075



S295

S295

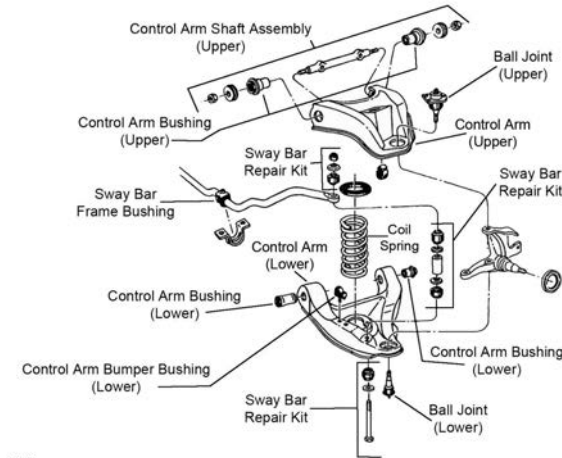
Year	Model/Application	Part	P/C Qty	Figure
Safari				
Drag Link Assembly				
1990	All Wheel Drive, (Powdered Metal Gusher Brg. For Better Lubrication) Two Wheel Drive (4x2), (Powdered Metal Gusher Brg. For Better Lubrication)	DS1318 ‡ DS1066 ‡	1 1	S075 S295
1989-1985	(Powdered Metal Gusher Brg. For Better Lubrication)	DS1066 ‡	1	S295
Idler Arm				
1990	All Wheel Drive, (Powdered Metal Gusher Brg. For Better Lubrication) Two Wheel Drive (4x2), (10mm Bolts, Powdered Metal Gusher Brg. For Better Lubrication) Two Wheel Drive (4x2), (12mm Bolts, Powdered Metal Gusher Brg. For Better Lubrication) Two Wheel Drive (4x2), (10mm Bolts, Powdered Metal Gusher Brg. For Better Lubrication) Two Wheel Drive (4x2), (12mm Bolts, Powdered Metal Gusher Brg. For Better Lubrication)	Left K6392T ‡ Left K6258T ‡ Left K6365T ‡ Right K6259T ‡ Right K6366T ‡	2 1 1 1 1	S075 S295 S295 S295 S295
1989-1985	(10mm Bolts, Powdered Metal Gusher Brg. For Better Lubrication) (10mm Bolts, Powdered Metal Gusher Brg. For Better Lubrication)	Left K6258T ‡ Right K6259T ‡	1 1	S295 S295
Steering Damper Bellows				
1990	Two Wheel Drive (4x2), (Trail Boss)	Front SSD68	1	
1989-1985	(Trail Boss)	Front SSD68	1	
Steering Damper Cylinder				
1990	Two Wheel Drive (4x2), (Super Trail Boss)	Front SSD82	1	
1989-1985	(Super Trail Boss)	Front SSD82	1	
Tie Rod Adjusting Sleeve				
1990		ES2004S	2	S075, S295
1989-1985		ES2004S	2	S295
Tie Rod End				
1990	All Wheel Drive, (Powdered Metal Gusher Brg. For Better Lubrication) All Wheel Drive, (Powdered Metal Gusher Brg. For Better Lubrication) Two Wheel Drive (4x2), (Powdered Metal Gusher Brg. For Better Lubrication)	Outer ES3254RL ‡ Inner ES2838RL ‡ Outer ES2019RLT ‡	2 2 2	S075 S075 S295

(Cont.) Safari-GENERAL MOTORS TRUCK

STEERING (Cont.)				
Year	Model/Application	Part	P/C Qty	Figure
Safari				
Tie Rod End				
1990 (Cont.)	Two Wheel Drive (4x2), (Powdered Metal Gusher Brg. For Better Lubrication)	Inner	ES2020RLT ‡	2 S295
1989-1985	(Powdered Metal Gusher Brg. For Better Lubrication)	Outer	ES2019RLT ‡	2 S295
	(Powdered Metal Gusher Brg. For Better Lubrication)	Inner	ES2020RLT ‡	2 S295
Safari EXT				
Drag Link Assembly				
1990	All Wheel Drive, (Powdered Metal Gusher Brg. For Better Lubrication)		DS1318 ‡	1 S075
	Two Wheel Drive (4x2), (Powdered Metal Gusher Brg. For Better Lubrication)		DS1066 ‡	1 S295
Idler Arm				
1990	All Wheel Drive, (Powdered Metal Gusher Brg. For Better Lubrication)		K6392T ‡	2 S075
	Two Wheel Drive (4x2), (10mm Bolts, Powdered Metal Gusher Brg. For Better Lubrication)	Left	K6258T ‡	1 S295
	Two Wheel Drive (4x2), (12mm Bolts, Powdered Metal Gusher Brg. For Better Lubrication)	Left	K6365T ‡	1 S295
	Two Wheel Drive (4x2), (10mm Bolts, Powdered Metal Gusher Brg. For Better Lubrication)	Right	K6259T ‡	1 S295
	Two Wheel Drive (4x2), (12mm Bolts, Powdered Metal Gusher Brg. For Better Lubrication)	Right	K6366T ‡	1 S295
Tie Rod Adjusting Sleeve				
1990			ES2004S	2 S075, S295
Tie Rod End				
1990	All Wheel Drive, (Powdered Metal Gusher Brg. For Better Lubrication)	Outer	ES3254RL ‡	2 S075
	All Wheel Drive, (Powdered Metal Gusher Brg. For Better Lubrication)	Inner	ES2838RL ‡	2 S075
	Two Wheel Drive (4x2), (Powdered Metal Gusher Brg. For Better Lubrication)	Outer	ES2019RLT ‡	2 S295
	Two Wheel Drive (4x2), (Powdered Metal Gusher Brg. For Better Lubrication)	Inner	ES2020RLT ‡	2 S295
REAR SUSPENSION				
Year	Model/Application	Part	P/C Qty	Figure
Safari				
Leaf Spring Bushing				
1990-1985	(Design Allows Ease Of Installation)	Front	K200897 ‡	1
Leaf Spring Shackle Bushing				
1990-1985	(Design Allows Ease Of Installation)	To Spring	K200897 ‡	1
Sway Bar Bushing				
1990	Two Wheel Drive (4x2), (Split Design For Easier Installation)	To End	K200110 ‡	1
	Two Wheel Drive (4x2), (Split Design For Easier Installation)	To Frame	K200109 ‡	1
Sway Bar Link				
1990	Two Wheel Drive (4x2)	Center	K700051	2
Safari EXT				
Leaf Spring Bushing				
1990	(Design Allows Ease Of Installation)	Front	K200897 ‡	1
Leaf Spring Shackle Bushing				
1990	(Design Allows Ease Of Installation)	To Spring	K200897 ‡	1
Sway Bar Bushing				
1990	Two Wheel Drive (4x2), (Split Design For Easier Installation)	To Frame	K200109 ‡	1
Sway Bar Link				
1990	Two Wheel Drive (4x2)	Center	K700051	2

GENERAL MOTORS TRUCK-Sprint

FRONT SUSPENSION



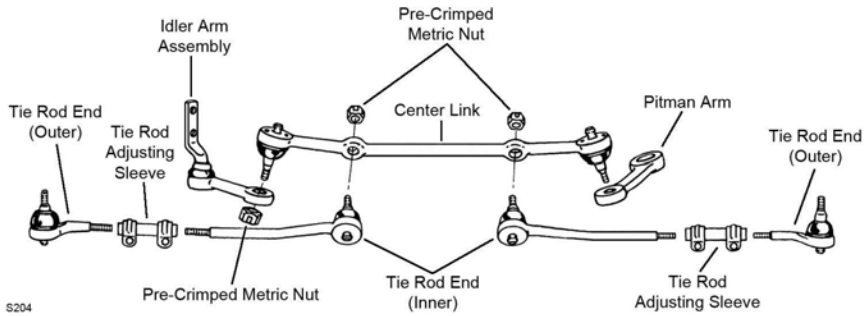
F188

F188

Year	Model/Application	Part	P/C Qty	Figure
Ball Joint				
1977-1973	(Powdered Metal Gusher Brg. For Better Lubrication)	Upper	K5208 ‡	2 F188
	(Powdered Metal Gusher Brg. For Better Lubrication)	Lower	K6145T ‡	2 F188
1972-1971	(Powdered Metal Gusher Brg. For Better Lubrication)	Upper	K5108 ‡	2 F188
	(Powdered Metal Gusher Brg. For Better Lubrication)	Lower	K5103 ‡	2 F188
Control Arm Bumper Bushing				
1977-1971		Lower	K6606	2 F188
Control Arm Bushing				
1977-1975		Lower Front	K3113	2 F188
1977-1973		Lower Rear	K5262	2 F188
Control Arm Bushing Set				
1977-1974		Upper	K6144	2 F188
1977-1973	(Contains Front And Rear Bushings)	Lower	K6109	2 F188
1973	(Contains Front And Rear Bushings)	Upper	K6108	2 F188
1972-1971	(Contains Front And Rear Bushings)	Upper	K5196	2 F188
	(Contains Front And Rear Bushings)	Lower	K5149	2 F188
	(Contains Round Rear Bushing, Contains Front And Rear Bushings)	Lower	K6076	2 F188
Control Arm Shaft Assembly				
1977-1974	(Provides Additional Positive(+) Camber Adjustment, Offset Shaft Kit, Design Allows Ease Of Installation)	Upper	K6146 ‡	2 F188
1973	(Provides Additional Positive(+) Camber Adjustment, Offset Shaft Kit, Design Allows Ease Of Installation)	Upper	K6148 ‡	2 F188
1972-1971	(Provides Additional Positive(+) Camber Adjustment, Offset Shaft Kit, Design Allows Ease Of Installation)	Upper	K5250 ‡	2 F188
Sway Bar Bushing				
1977-1976	1" To 1-9/64" Sway Bar Diameter	To Frame	K6161	1 F188
1977-1971	15/16" Sway Bar Diameter	To Frame	K5241	1 F188
1975-1971	1" Sway Bar Diameter	To Frame	K5253	1 F188
Sway Bar Repair Kit				
1977-1973	(Heavy Duty Design)		K6630 ‡	2 F188
	(Includes Polyurethane Bushings And Solid Metal Sleeve For Enhanced Performance. Barrel Nut Allows For Easier Installation.)		K700532 ‡	2 F188
	(Standard Design)		K5252	2 F188
1972-1971	(Heavy Duty Design)		K6629 ‡	2 F188
	(Includes Polyurethane Bushings And Solid Metal Sleeve For Enhanced Performance. Barrel Nut Allows For Easier Installation.)		K700535 ‡	2 F188
	(Standard Design)		K8266	2 F188

(Cont.) Sprint-GENERAL MOTORS TRUCK

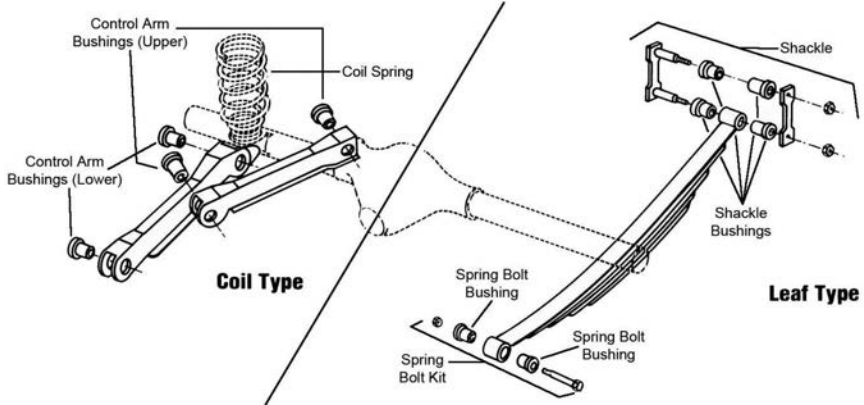
STEERING



S204

Year	Model/Application	Part	P/C Qty	Figure
Center Link				
1977-1973	Power Steering, (Powdered Metal Gusher Brg. For Better Lubrication)	DS808 ‡	1	S204
1972-1971	(Powdered Metal Gusher Brg. For Better Lubrication)	DS749 ‡	1	S204
Idler Arm				
1977-1975	(Powdered Metal Gusher Brg. For Better Lubrication)	K6152 ‡	1	S204
1974-1973	(Powdered Metal Gusher Brg. For Better Lubrication)	K6149 ‡	1	S204
1972-1971	(Powdered Metal Gusher Brg. For Better Lubrication)	K5143 ‡	1	S204
Tie Rod Adjusting Sleeve				
1977-1971		ES2004S	2	S204
Tie Rod End				
1977-1973	(Powdered Metal Gusher Brg. For Better Lubrication)	Outer ES427R ‡	2	S204
	(Powdered Metal Gusher Brg. For Better Lubrication)	Inner ES2020RLT ‡	2	S204
1972-1971	(Powdered Metal Gusher Brg. For Better Lubrication)	Outer ES406R ‡	2	S204
	(Powdered Metal Gusher Brg. For Better Lubrication)	Inner ES406L ‡	2	S204

REAR SUSPENSION

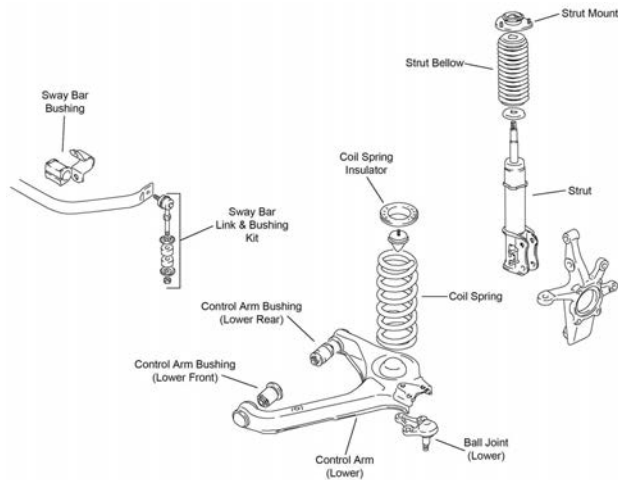


R310

Year	Model/Application	Part	P/C Qty	Figure
Control Arm Bushing Set				
1977-1971	(Contains Front And Rear Bushings)	Upper K5161	2	R310
	(Contains Front And Rear Bushings)	Lower K5161	2	R310

GENERAL MOTORS TRUCK-Tracker

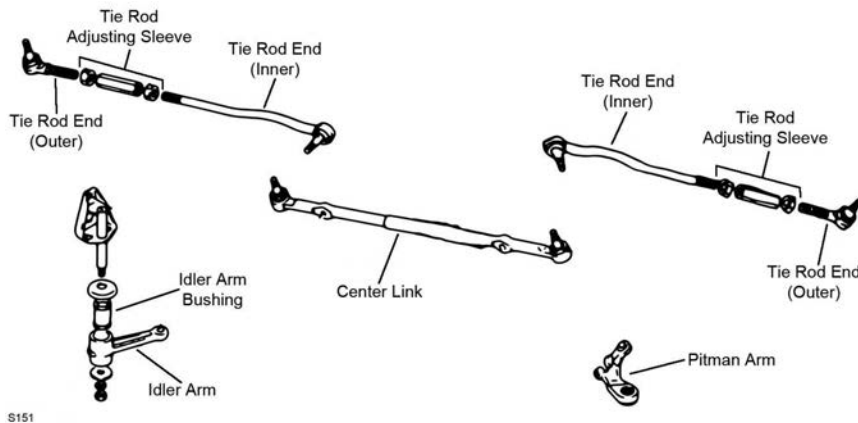
FRONT SUSPENSION



F212

Year	Model/Application	Part	P/C Qty	Figure
Ball Joint				
1990-1989	Vehicles Built For Canadian Market	Lower	K9739	2 F212
Control Arm Bushing Set				
1990-1989	(Contains Front And Rear Bushings)	Lower	K9870	2 F212
Strut Mount				
1990-1989	Vehicles Built For Canadian Market, (Bearing Not Included)		K9730	2 F212
Sway Bar Bushing				
1990-1989	Vehicles Built For Canadian Market	To Frame	K90012	1 F212
Sway Bar Link				
1990-1989	(Powdered Metal Gusher Brg. For Better Lubrication)		K750201 ‡	2 F212
Sway Bar Repair Kit				
1990	(Bushing Kit)		K90121	2 F212
1990-1989			K90128	2 F212

STEERING

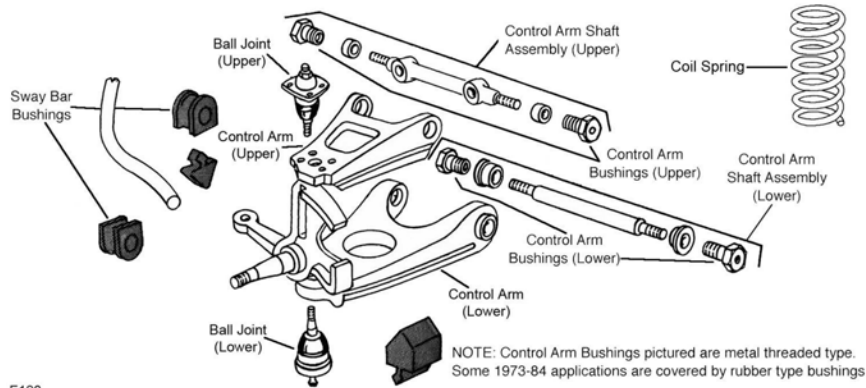


S151

Year	Model/Application	Part	P/C Qty	Figure
Idler Arm Bushing				
1990-1989	Vehicles Built For Canadian Market		K9871	1 S151
Tie Rod Adjusting Sleeve				
1990-1989	Vehicles Built For Canadian Market		ES2900S	2 S151
Tie Rod End				
1990-1989	340mm Long Inner Tie Rod Ends	Inner	ES3347RL	2 S151
	90mm Long Outer Tie Rod Ends	Outer	ES3045RL	2 S151

Transmode-GENERAL MOTORS TRUCK

FRONT SUSPENSION



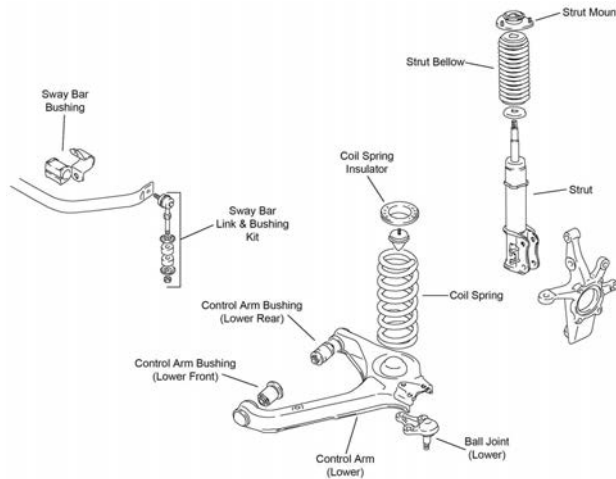
F120

F120

Year	Model/Application	Part	P/C Qty	Figure	
Ball Joint					
1978-1973	Gasoline, (Greaseable Socket Reduces Corrosion/Wear)	Lower	K6215 ‡	2	F120

Tracker-GEO TRUCK

FRONT SUSPENSION

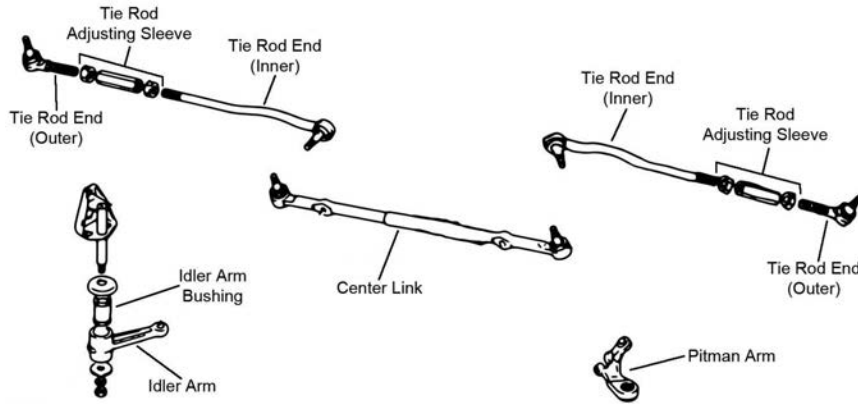


F212

Year	Model/Application	Part	P/C Qty	Figure	
Ball Joint					
1990-1989		Lower	K9739	2	F212
Control Arm Bushing Set					
1990-1989	(Contains Front And Rear Bushings)	Lower	K9870	2	F212
Strut Mount					
1990-1989	(Bearing Not Included)		K9730	2	F212
Sway Bar Bushing					
1990-1989		To Frame	K90012	1	F212
Sway Bar Link					
1990-1989	(Powdered Metal Gusher Brg. For Better Lubrication)		K750201 ‡	2	F212
Sway Bar Repair Kit					
1990-1989	(Bushing Kit)		K90128	2	F212
			K90121	2	F212

GEO TRUCK-Tracker (Cont.)

STEERING

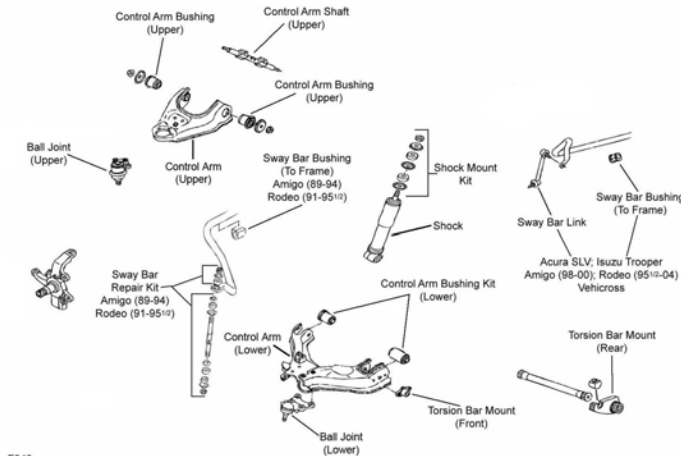


S151

Year	Model/Application	Part	P/C Qty	Figure	
Idler Arm Bushing					
1990-1989		K9871	1	S151	
Tie Rod Adjusting Sleeve					
1990-1989		ES2900S	2	S151	
Tie Rod End					
1990-1989	340mm Long Inner Tie Rod Ends 90mm Long Outer Tie Rod Ends	Inner Outer	ES3347RL ES3045RL	2 2	S151 S151

ISUZU TRUCK-Amigo

FRONT SUSPENSION

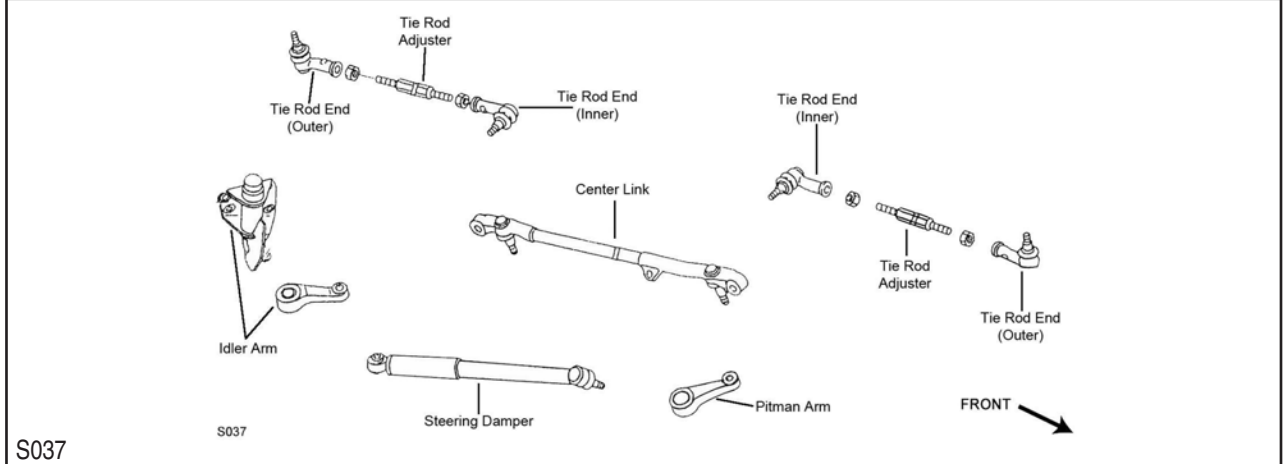


F343

Year	Model/Application	Part	P/C Qty	Figure	
Ball Joint					
1990-1989	(New Pre-Installed Integral Dust Boot Eases Installation, New And Original Designs Can Be Installed)	Upper Lower	K9452 K9465 ‡	2 2	F343 F343
Control Arm Bushing					
1990-1989	(Contains Front And Rear Bushings)	Upper	K9468	2	F343
Control Arm Bushing Set					
1990-1989	(Contains Front And Rear Bushings)	Lower	K9872	2	F343
Control Arm with Ball Joint					
1990-1989	(R-Series) (R-Series)	Left Upper Right Upper	RK621390 RK621389	1 1	F343 F343
Sway Bar Bushing					
1990-1989		To Frame	K90011	1	F343

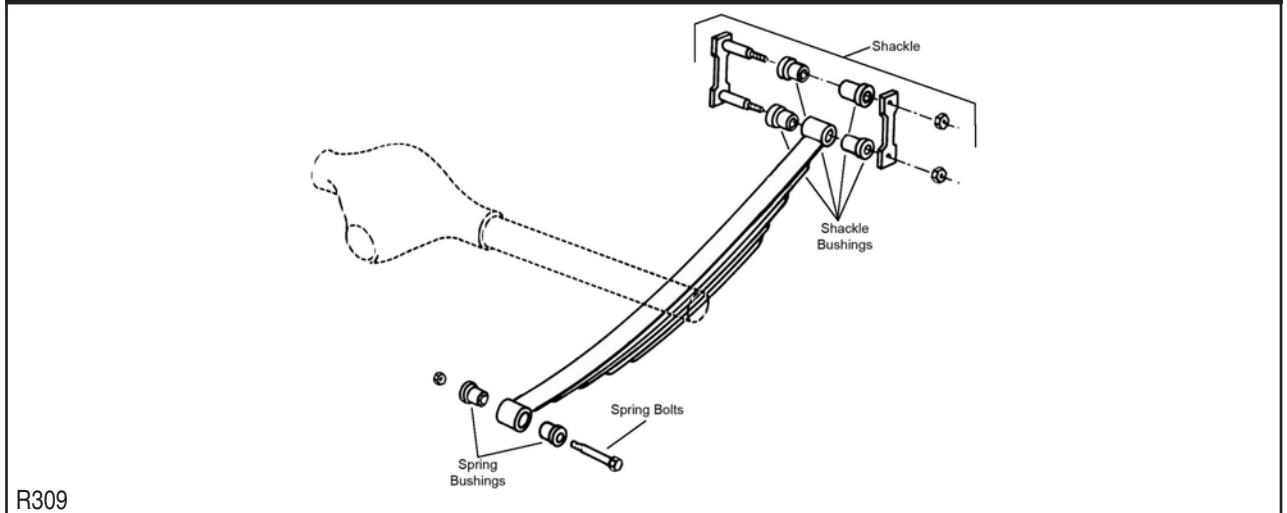
FRONT SUSPENSION (Cont.)				
Year	Model/Application	Part	P/C Qty	Figure
Sway Bar Repair Kit				
1990-1989	(Heavy Duty Design) (Includes Polyurethane Bushings And Solid Metal Sleeve For Enhanced Performance. Barrel Nut Allows For Easier Installation.)	K90130 ‡ K700525 ‡	2 2	F343 F343

STEERING



Year	Model/Application	Part	P/C Qty	Figure
Center Link				
1990-1989	Two Wheel Drive (4x2)	DS1432	1	S037
Idler Arm Bracket Assembly				
1990	(Contains Steering Damper Bracket)	K400008	1	S037
Steering Damper Bellows				
1990-1989	(Trail Boss)	Front SSD68	1	S037
Steering Damper Cylinder				
1990-1989	(Super Trail Boss)	Front SSD105	1	S037
Tie Rod Adjuster				
1990-1989		ES3090S	2	S037
Tie Rod End				
1990-1989	(Right Hand Threads, Includes Sunoloy-Coated Metal Bearing To Combine Durability With Smooth Stud Outer Swing)	ES2953 ‡	2	S037
1990-1989	(Left Hand Threads, Includes Sunoloy-Coated Metal Bearing To Combine Durability With Smooth Stud Inner Swing)	ES2954 ‡	2	S037

REAR SUSPENSION



Year	Model/Application	Part	P/C Qty	Figure
Leaf Spring Shackle Bushing				
1990-1989		K90040	4	R309

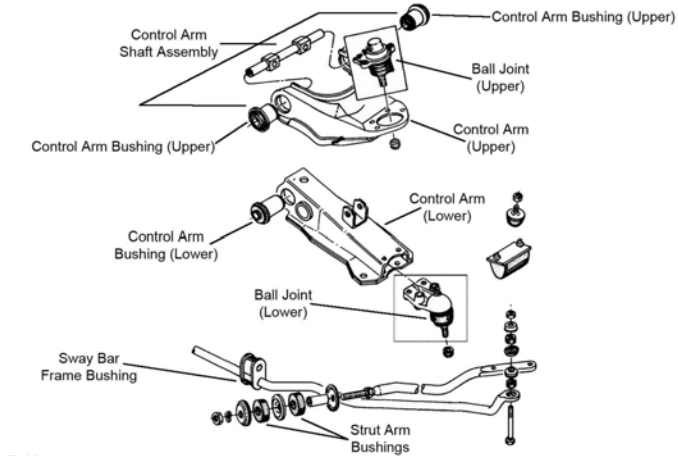
ISUZU TRUCK-NPR

STEERING

Year	Model/Application	Part	P/C Qty	Figure
Tie Rod End				
1990-1987	4.133" Length, M20 X 1.50	Left Outer	1	
	4.133" Length, M20 X 1.50	Right Outer	1	

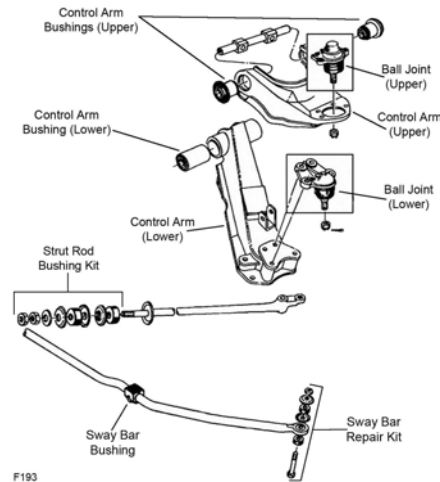
ISUZU TRUCK-Pickup

FRONT SUSPENSION



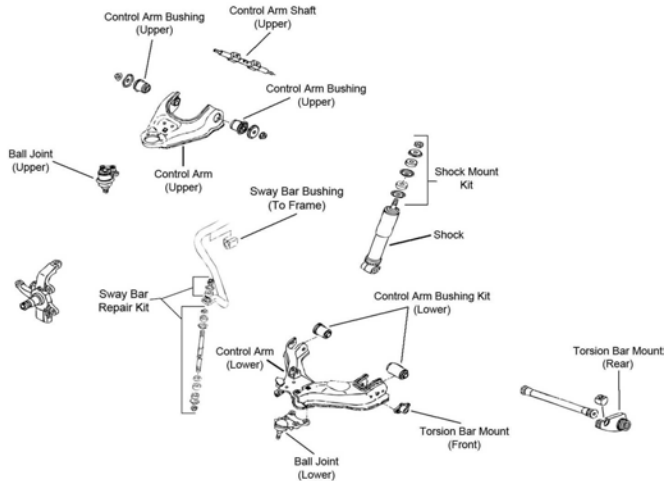
F192

F192



F193

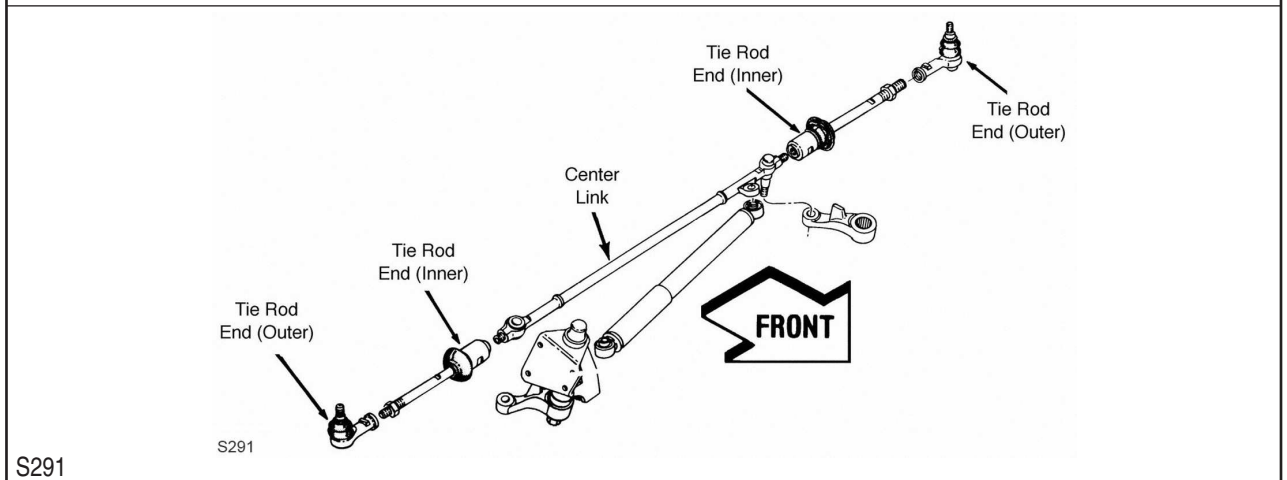
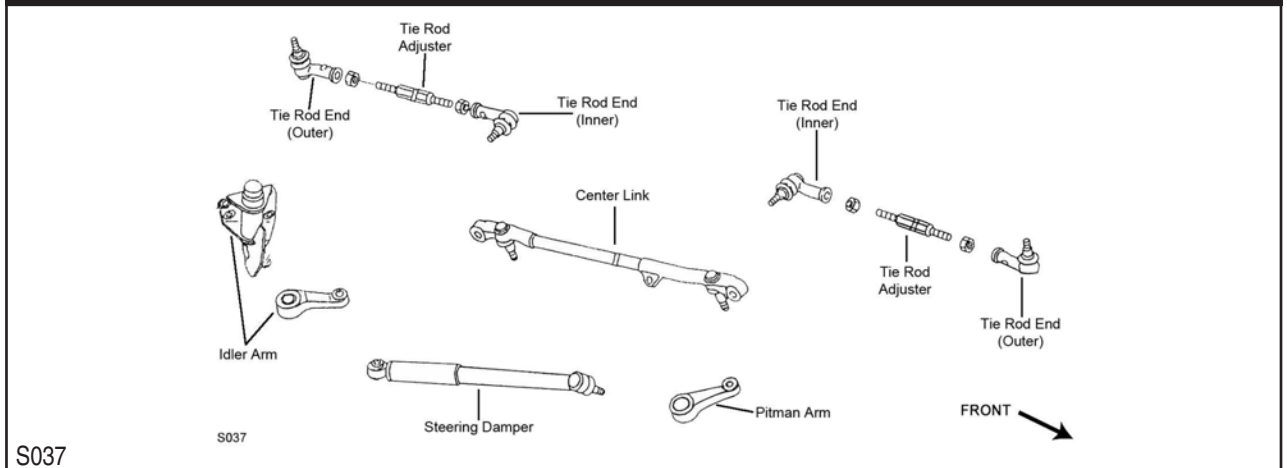
F193



F515

FRONT SUSPENSION (Cont.)					
Year	Model/Application	Part	P/C Qty	Figure	
Ball Joint					
1990-1988	Four Wheel Drive (4X4), (New Pre-Installed Integral Dust Boot Eases Installation, New And Original Designs Can Be Installed) Two Wheel Drive (4x2)	Upper	K9452	2	F192, F515
		Lower	K9465 ‡	2	F515
		Lower	K9463	2	F192
1987-1981	Two Wheel Drive (4x2)	Upper	K9042	2	F193
		Lower	K9551	2	F192
Control Arm					
1987-1981	Two Wheel Drive (4x2), (R-Series) Two Wheel Drive (4x2), (R-Series)	Left Lower	RK641398	1	F192
		Right Lower	RK641397	1	F192
Control Arm Bushing					
1990-1988	Two Wheel Drive (4x2), (Contains Front And Rear Bushings)	Upper	K9468	2	F192
1987-1981	(Contains Front And Rear Bushings)	Upper	K9466	2	F192
Control Arm Bushing Set					
1990-1988	Four Wheel Drive (4X4), (Contains Front And Rear Bushings)	Lower	K9872	2	F515
Control Arm with Ball Joint					
1990-1988	(R-Series) (R-Series)	Left Upper	RK621390	1	F192, F515
		Right Upper	RK621389	1	F192, F515
Strut Rod Bushing					
1987-1981	Two Wheel Drive (4x2)		K201015	2	F192
Sway Bar Bushing					
1987-1981	Two Wheel Drive (4x2), 104.3" Wheelbase Two Wheel Drive (4x2), 117.9" Wheelbase	To Frame	K201127	1	F192
		To Frame	K201131	1	F192
Sway Bar Repair Kit					
1990-1988	Four Wheel Drive (4X4), (Heavy Duty Design) Four Wheel Drive (4X4), (Includes Polyurethane Bushings And Solid Metal Sleeve For Enhanced Performance. Barrel Nut Allows For Easier Installation.)		K90130 ‡	2	F515
			K700525 ‡	2	F515

STEERING

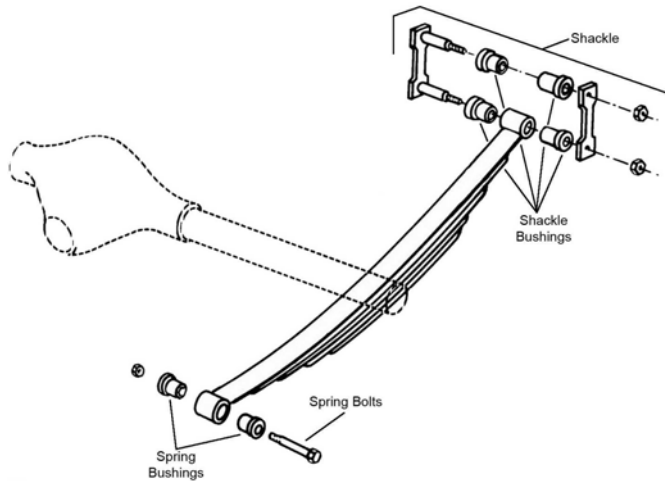


ISUZU TRUCK-Pickup (Cont.)

STEERING (Cont.)

Year	Model/Application	Part	P/C Qty	Figure
Center Link				
1990-1988	Four Wheel Drive (4X4) Two Wheel Drive (4x2)	DS1432 DS1167	1 1	S037 S037
1987-1981	Four Wheel Drive (4X4)	DS1118	1	S291
Idler Arm Bracket Assembly				
1990	(Contains Steering Damper Bracket)	K400008	1	S037
1987-1981	Two Wheel Drive (4x2)	K9504	1	S291
Steering Damper Bellows				
1990-1988	(Trail Boss)	Front SSD68	1	S037
Steering Damper Cylinder				
1990-1988	(Super Trail Boss)	Front SSD105	1	S037
Tie Rod Adjuster				
1990-1988	Four Wheel Drive (4X4) Two Wheel Drive (4x2)	ES3090S ES3089S	2 2	S037 S037
Tie Rod End				
1990-1988	(Right Hand Threads, Includes Sunoloy-Coated Metal Bearing To Combine Durability With Smooth Stud Swing) (Left Hand Threads, Includes Sunoloy-Coated Metal Bearing To Combine Durability With Smooth Stud Swing)	Outer Stud ES2953 ‡ Inner Stud ES2954 ‡	2 2	S037 S037
1987-1981	(Includes Sunoloy-Coated Metal Bearing To Combine Durability With Smooth Stud Swing) Four Wheel Drive (4X4), (Full Ball Stud Provides 360 Degrees Of Smooth Rotation) Two Wheel Drive (4x2)	Outer ES2144R ‡ Inner ES2143R ‡ Inner ES2313	2 2 2	S291 S291 S291

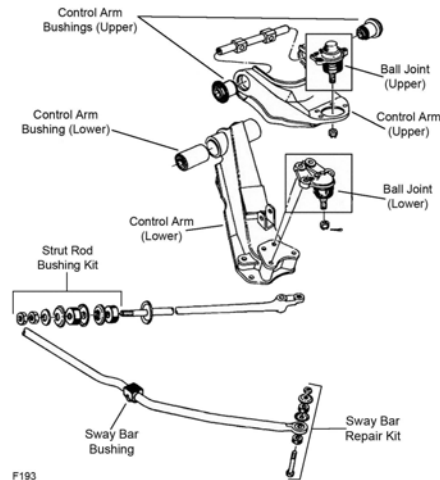
REAR SUSPENSION



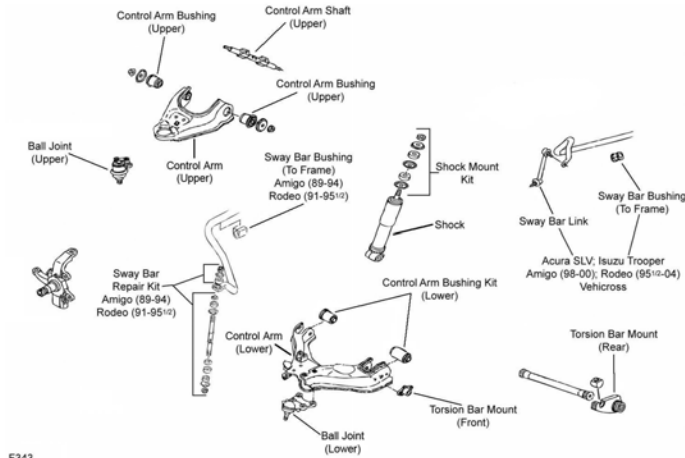
R309

Year	Model/Application	Part	P/C Qty	Figure
Leaf Spring Bushing				
1987-1981		Front K200953	4	R309
Leaf Spring Shackle Bushing				
1990-1981		K90040	4	R309

FRONT SUSPENSION



F193

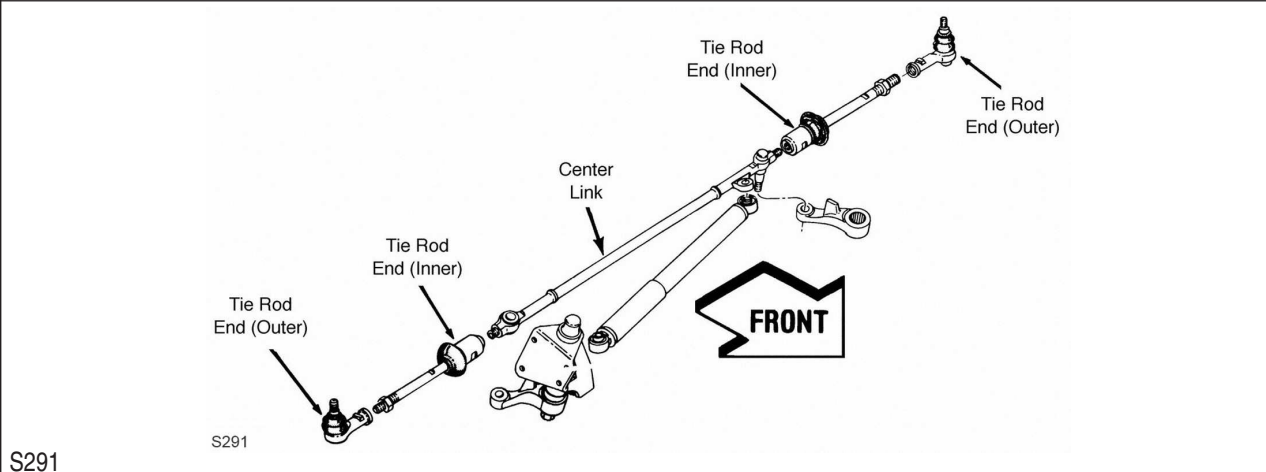
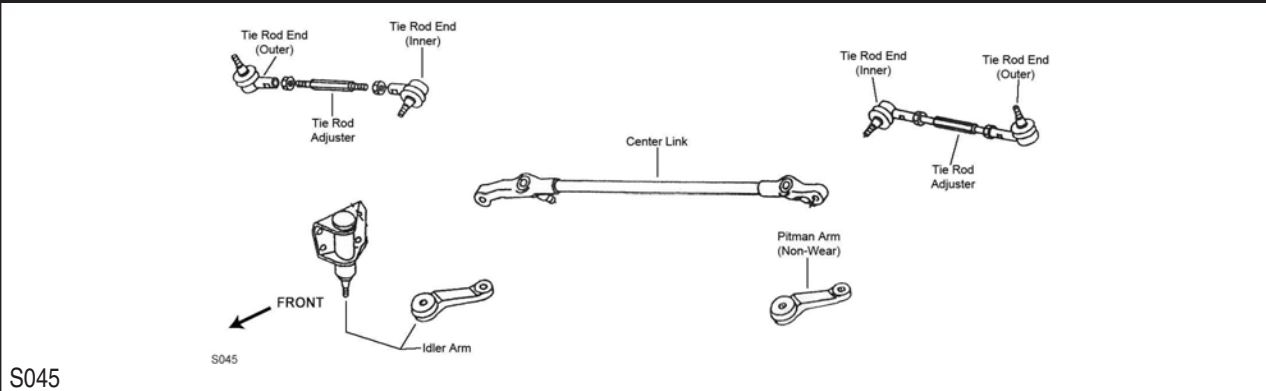


F343

Year	Model/Application	Part	P/C Qty	Figure
Ball Joint				
1990-1988		Lower	K9459	2 F343
1990-1987		Upper	K9042	2 F343
1987	From 11/1/86	Lower	K9459	2 F343
1986-1984		Upper	K9042	2 F193
Control Arm Bushing				
1990-1987	(Contains Front And Rear Bushings)	Upper	K9468	2 F343
1986-1984	(Contains Front And Rear Bushings)	Upper	K9466	2 F193
Sway Bar Repair Kit				
1990-1987	(Heavy Duty Design) (Includes Polyurethane Bushings And Solid Metal Sleeve For Enhanced Performance. Barrel Nut Allows For Easier Installation.)	K90130 ‡ K700525 ‡	2 2	F343 F343

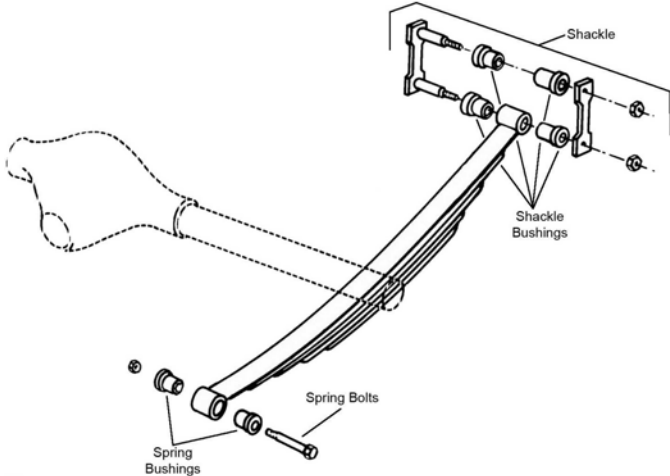
ISUZU TRUCK-Trooper II (Cont.)

STEERING



Year	Model/Application	Part	P/C Qty	Figure
Center Link				
1990-1987	Power Steering, (2 Mounting Holes)	DS1165	1	S045
	Power Steering, (3 Mounting Holes)	DS1168	1	S045
1986-1984		DS1118	1	S291
Idler Arm Bracket Assembly				
1990-1988	(Bracket Pivot Assembly)	K9436	1	S045
1987-1986	(Bracket Pivot Assembly)	K9436	1	S045, S291
1985-1984	(Bracket Pivot Assembly)	K9436	1	S291
Steering Damper Bellows				
1990-1987	(Trail Boss)	Front SSD68	1	
Steering Damper Cylinder				
1988-1987	Manual Steering, Original Equipment Steering Damper, (Super Trail Boss)	Front SSD105	1	
Steering Damper Kit				
1990-1987	Power Steering, (Super Trail Boss)	SSD99	1	
Tie Rod Adjuster				
1990-1987		ES3090S	2	S045
Tie Rod End				
1990-1987	(Right Hand Threads, Includes Sunloy-Coated Metal Bearing To Combine Durability With Smooth Stud Outer Swing)	Outer ES2953 ‡	2	S045
	(Left Hand Threads, Includes Sunloy-Coated Metal Bearing To Combine Durability With Smooth Stud Inner Swing)	Inner ES2954 ‡	2	S045
1986-1984	(Includes Sunloy-Coated Metal Bearing To Combine Durability With Smooth Stud Swing)	Outer ES2144R ‡	2	S291
	(Full Ball Stud Provides 360 Degrees Of Smooth Rotation)	Inner ES2143R ‡	2	S291

REAR SUSPENSION

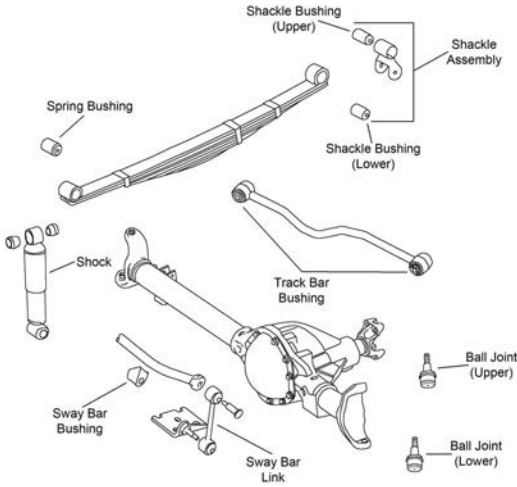


R309

Year	Model/Application	Part	P/C Qty	Figure	
Leaf Spring Bushing					
1986-1984		Front	K200953	4	R309
Leaf Spring Shackle Bushing					
1990-1984			K90040	4	R309

Cherokee-JEEP

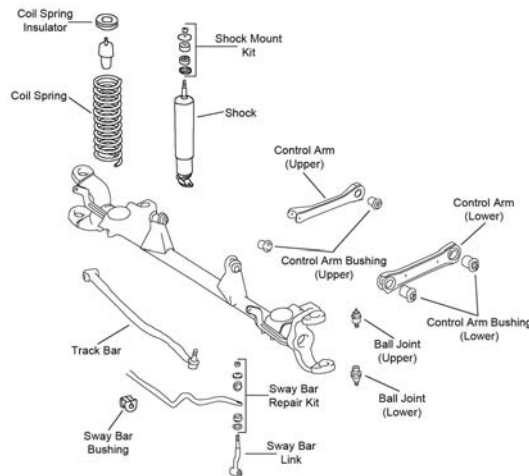
FRONT SUSPENSION



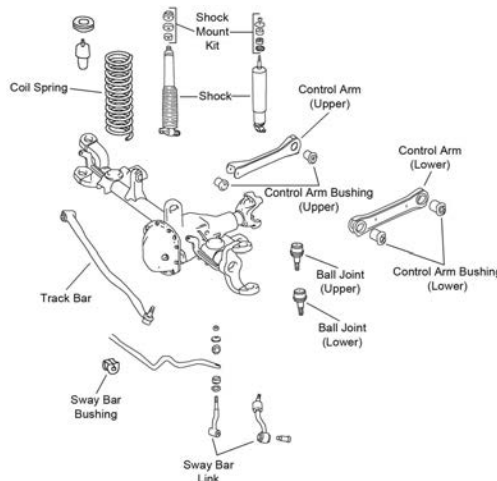
F446

JEEP-Cherokee (Cont.)

FRONT SUSPENSION (Cont.)



F450



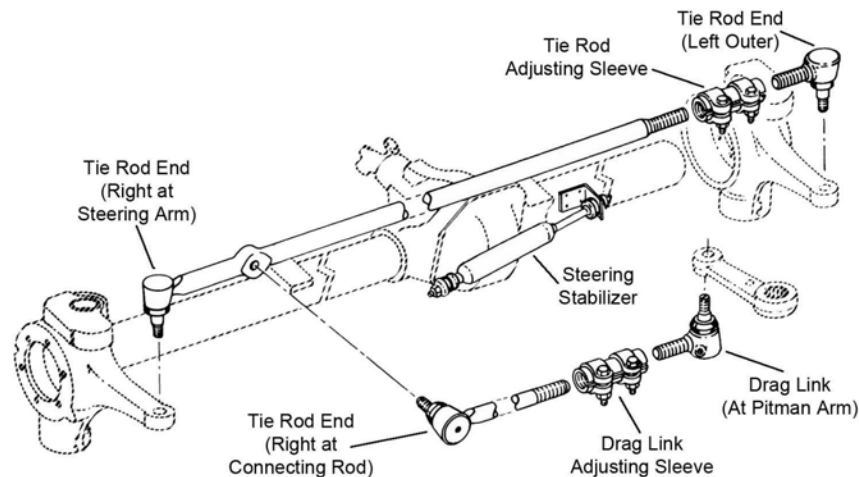
F451

Year	Model/Application	Part	P/C Qty	Figure
Ball Joint				
1990	(Powdered Metal Gusher Brg. For Better Lubrication, New Pre-Installed Integral Dust Boot Eases Installation, New And Original Designs Can Be Installed)	Lower	K3161T ‡	2 F450, F451
1990-1989	(Replaces OEM Offset To Provide 1/2 Degree +/- Camber/Caster) (Replaces OEM Offset To Provide 2 Degree +/- Camber/Caster)	Upper	K100056	2 F450, F451
		Upper	K100198	2 F450, F451
1990-1984	(Includes Patented Cover Plate Design For Tighter Tolerances) (Replaces OEM Offset To Provide 1 Degree +/- Camber/Caster) (Replaces OEM Offset To Provide 1-1/2 Degree +/- Camber/Caster) (Replaces OEM Offset To Provide 1-3/4 Degree +/- Caster/Camber, Powdered Metal Gusher Brg. For Better Lubrication)	Upper	K3134T ‡	2 F450, F451
		Upper	K100311	2 F450, F451
		Upper	K100312	2 F450, F451
		Lower	K7403 ‡	2 F450, F451
1989-1984	(Powdered Metal Gusher Brg. For Better Lubrication, New Pre-Installed Integral Dust Boot Eases Installation, New And Original Designs Can Be Installed)	Lower	K3137T ‡	2 F450, F451
1988-1987	(Replaces OEM Offset To Provide 2 Degree +/- Camber/Caster)	Upper	K100198	2 F450, F451
1988-1984	(Replaces OEM Offset To Provide 1/2 Degree +/- Camber/Caster)	Upper	K100056	2 F450, F451
1986-1984	(Replaces OEM Offset To Provide 2 Degree +/- Camber/Caster)	Upper	K100198	2 F450, F451
1983-1974	(Powdered Metal Gusher Brg. For Better Lubrication) (Powdered Metal Gusher Brg. For Better Lubrication)	Upper	K8194T ‡	2 F446
		Lower	K8195T ‡	2 F446
Ball Joint Bushing Extractor and Installer				
1983-1974	Four Wheel Drive (4X4)		T40207	1
Ball Joint Bushing Sleeve Set				
1990-1984	(Use Only With Offset Ball Joints)		T40019	1
Control Arm				
1990-1984	(Contains Bushings) (R-Series)	Lower	CK660203 ‡	2 F450, F451
		Lower	RK660203	2 F450, F451
Control Arm Bushing				
1987-1984	(Contains Driver And Passenger Side Bushings)	Upper	K3166	2 F450, F451

FRONT SUSPENSION (Cont.)

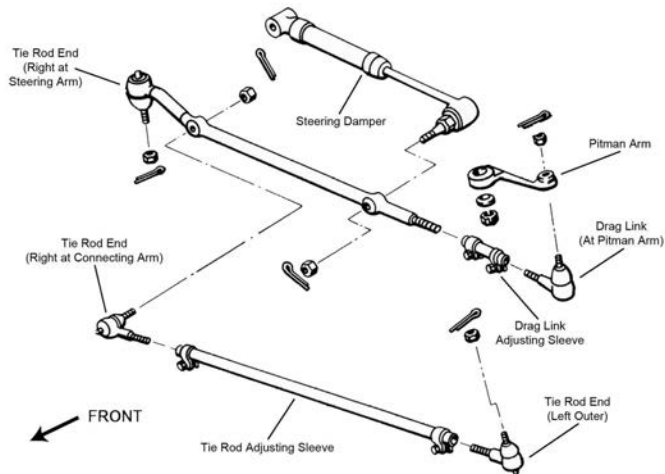
Year	Model/Application	Part	P/C Qty	Figure	
Control Arm Bushing Set					
1990-1984	(Contains Front And Rear Bushings) (Contains Front And Rear Bushings, Standard Design)	Upper Upper	K3162 ‡ K3128	1 2	F450, F451 F450, F451
	(Contains Front And Rear Bushings) (Contains Front And Rear Bushings, Standard Design)	Lower Lower	K3164 ‡ K3131	1 2	F450, F451 F450, F451
Leaf Spring Bushing					
1983-1979	2" Outside Diameter	Front	K200991	2	F446
1983-1974	1-1/2" Outside Diameter X 2-29/32" Long	Front	SB317	2	F446
Leaf Spring Shackle Bushing					
1983-1978		Lower	SB319	2	F446
1983-1974	1-1/2" Outside Diameter X 2-29/32" Long 1-1/2" Outside Diameter X 2-29/32" Long	Upper Rear Lower Rear	SB317 SB317	2 2	F446 F446
1977	1-1/2" Outside Diameter 1-1/4" Outside Diameter	Lower Lower	K200994 SB319	2 2	F446 F446
1976-1974		Lower	K200994	2	F446
Sway Bar Bushing					
1990-1984	22mm Or 23mm Sway Bar Diameter 24mm Sway Bar Diameter, (Split Design For Easier Installation) 26mm Sway Bar Diameter, (Split Design For Easier Installation) 28mm Sway Bar Diameter	To Frame To Frame To Frame To Frame	K3168 K3170 ‡ K3171 ‡ K3172	1 1 1 1	F450, F451 F450, F451 F450, F451 F450, F451
Sway Bar Repair Kit					
1990-1984	(Contains Bushings Only) (Contains Bushings Sleeve, Washers And Nut) 7-1/4" Length, (Complete Kit)		K90027 K3150 K3173	2 2 2	F450, F451 F450, F451 F450, F451
1983-1974	(Contains Bushings Only)		K90027	2	F446
Track Bar					
1990-1984	(Includes Sunoloy-Coated Metal Bearing To Combine Durability With Smooth Stud Swing)		DS1147 ‡	1	F450, F451
Track Bar Bushing					
1990-1984	(1 Piece Design) (2 Piece Bushing Design Allows Easier Installation)		K3147 K3176 ‡	1 1	F450, F451 F450, F451
Wheel Hub & Bearing Assembly					
1990			513084	2	
1989	Two Wheel Drive (4x2)		513084	2	
1989-1986	Four Wheel Drive (4X4)		513107	2	
1986	Two Wheel Drive (4x2), 1st Design		513107	2	
1985-1984			513107	2	

STEERING



JEEP-Cherokee (Cont.)

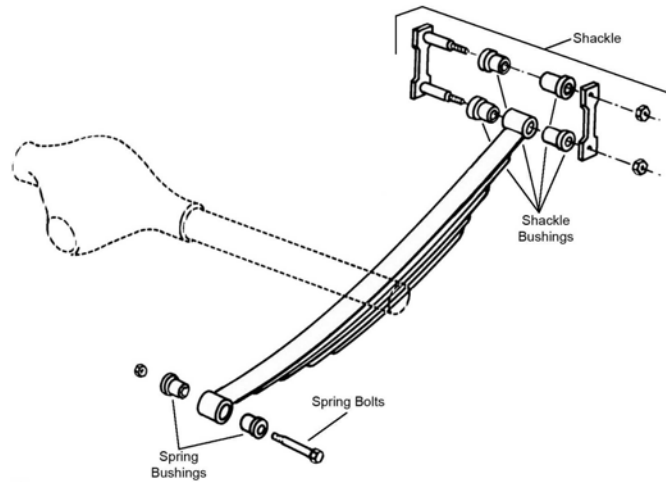
STEERING (Cont.)



S296

Year	Model/Application	Part	P/C Qty	Figure	
Drag Link Adjusting Sleeve					
1990-1984	5.00" Length	ES2080S	1	S296	
1983-1974	At Pitman Arm	ES362S	1	S260	
Drag Link Assembly					
1983-1974	3.38" Length, (Powdered Metal Gusher Brg. For Better Lubrication)	At Pitman Arm	ES453L ‡	1	S260
Steering Damper Bellows					
1990-1984	(Trail Boss)	Front	SSD68	1	S296
1983-1974	Original Equipment Steering Damper, (Super Trail Boss) Original Equipment Steering Damper, (Trail Boss)	Front	SSD90	1	S260
		Front	SSD68	1	S260
Steering Damper Cylinder					
1990-1984	(Large Bore Unit For Better Dampening And Durability, Super Trail Boss) (Trail Boss)	Front	SSD107 ‡	1	S296
		Front	SSD56	1	S296
1983-1974	Original Equipment Steering Damper, (Super Trail Boss) Original Equipment Steering Damper, (Trail Boss)	Front	SSD85	1	S260
		Front	SSD41	1	S260
Tie Rod Link Adjusting Sleeve					
1990-1984	36.41" Length		DS1045S	1	S296
1983-1974	Steering Arm To Steering Arm		ES362S	1	S260
Tie Rod End					
1990-1984	20mm Thread, (Right Hand Threads, Powdered Metal Gusher Brg. For Better Lubrication)	Right At Steering Arm	DS1046 ‡	1	S296
	20mm Thread, 4.33" Length, (Left Hand Threads, Powdered Metal Gusher Brg. For Better Lubrication)	At Pitman Arm, Left, Pitman Arm To Steering Arm	ES2222L ‡	1	S296
1983-1974	3.38" Length, (Powdered Metal Gusher Brg. For Better Lubrication)	Left Outer	ES452L ‡	1	S260
	Except Wide Track Axle, 22.11" Length, (Greaseable Socket Reduces Corrosion/Wear)	Right At Connecting Rod	DS897 ‡	1	S260
	Except Wide Track Axle, 46.50" Length	Right At Steering Arm	DS895	1	S260
	Wide Track Axle, 24.11" Length, (Greaseable Socket Reduces Corrosion/Wear)	Right At Connecting Rod	DS896 ‡	1	S260
	Wide Track Axle, 50.46" Length, (Design Allows Ease Of Installation)	Right At Steering Arm	DS915 ‡	1	S260

REAR SUSPENSION

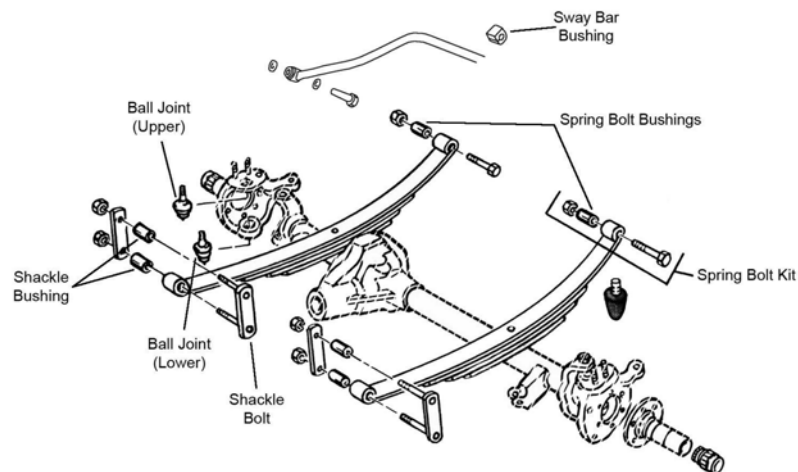


R309

Year	Model/Application	Part	P/C Qty	Figure
Leaf Spring Bushing				
1990-1984		Front SB371	2	R309
1983-1976	1-1/2" Outside Diameter X 2-29/32" Long 2" Outside Diameter	Front SB317 Front K200991	2 2	R309 R309
1975-1974		Front K201048	2	R309
Leaf Spring Shackle				
1990-1984	(Contains Shackle, Nuts, Bolts & Bushing, New Part - Pending Availability)	Rear K150405	2	R309
Leaf Spring Shackle Bushing				
1990-1984		SB372	4	R309
1983-1974		Upper SB319	2	R309
1975-1974		Lower K201009	2	R309
Sway Bar Bushing				
1990-1984	16mm Sway Bar Diameter, (Split Design For Easier Installation) 16mm Sway Bar Diameter, (Split Design For Easier Installation)	To End K3160 ‡ To Frame K3160 ‡	1 1	
Sway Bar Repair Kit				
1990-1984	(Full Ball Stud Provides 360 Degrees Of Smooth Rotation)	K750132 ‡	2	

CJ Series-JEEP

FRONT SUSPENSION



F512

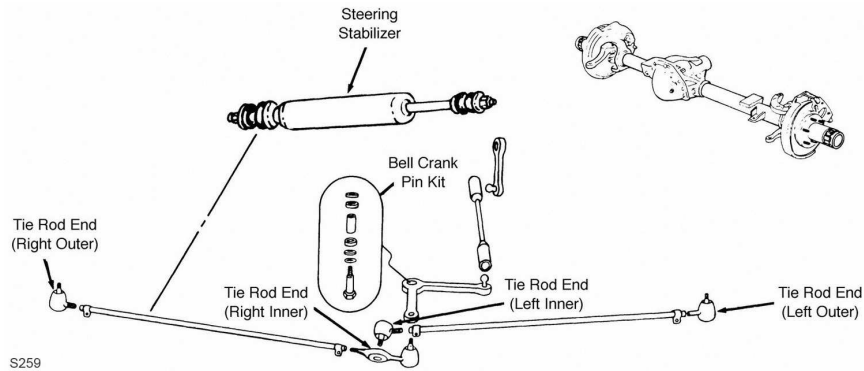
Year	Model/Application	Part	P/C Qty	Figure
CJ5				
Ball Joint				
1983-1972	(Powdered Metal Gusher Brg. For Better Lubrication)	Upper K8194T ‡	2	F512

JEEP-CJ Series (Cont.)

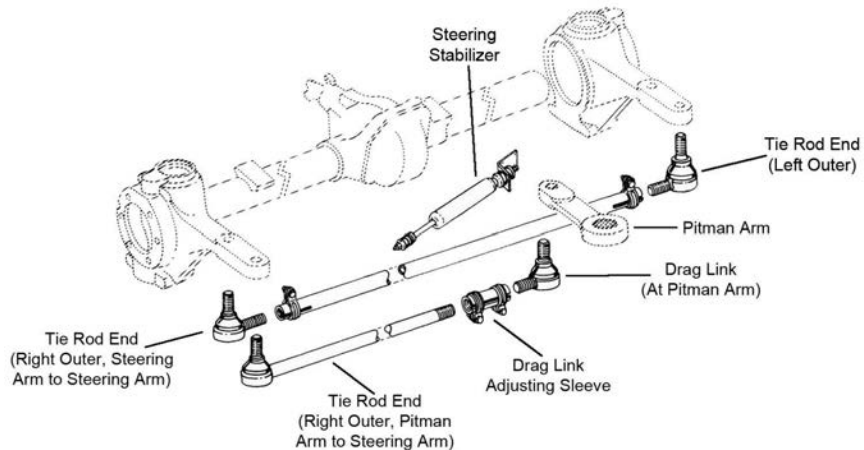
FRONT SUSPENSION (Cont.)

Year	Model/Application	Part	P/C Qty	Figure
CJ5				
Ball Joint				
1983-1972 (Cont.)	(Powdered Metal Gusher Brg. For Better Lubrication)	Lower	K8195T ‡	2 F512
Ball Joint Bushing Extractor and Installer				
1983-1977	Four Wheel Drive (4X4)		T40207	1
Leaf Spring Bushing				
1975-1974		Front	K200928	2 F512
Leaf Spring Shackle Bolt				
1975-1971	(Requires Use With Non-Threaded Shackle)		K150352	4 F512
Leaf Spring Shackle Bushing				
1983-1976	1-1/2" Outside Diameter X 2-29/32" Long	Upper Rear Lower Rear	K3194 SB317	8 F512 2 F512
1975-1974	2-3/64" Length		K200928	4 F512
1974-1971	1-3/16" Length, (Requires Use With Non-Threaded Shackle)		K200927	4 F512
Sway Bar Bushing				
1983-1972	Four Wheel Drive (4X4)	To Frame	K3195	1 F512
Sway Bar Repair Kit				
1983-1972	(Contains Bushings Only)		K90027	2 F512
CJ6				
Ball Joint				
1975-1972	(Powdered Metal Gusher Brg. For Better Lubrication) (Powdered Metal Gusher Brg. For Better Lubrication)	Upper Lower	K8194T ‡ K8195T ‡	2 F512 2 F512
Leaf Spring Bushing				
1975-1974		Front	K200928	2 F512
Leaf Spring Shackle Bolt				
1975-1971	(Requires Use With Non-Threaded Shackle)		K150352	4 F512
Leaf Spring Shackle Bushing				
1975-1974	2-3/64" Length		K200928	4 F512
1974-1971	1-3/16" Length, (Requires Use With Non-Threaded Shackle)		K200927	4 F512
Sway Bar Bushing				
1975-1972	Four Wheel Drive (4X4)	To Frame	K3195	1 F512
Sway Bar Repair Kit				
1975-1972	(Contains Bushings Only)		K90027	2 F512
CJ7				
Ball Joint				
1986-1975	(Powdered Metal Gusher Brg. For Better Lubrication) (Powdered Metal Gusher Brg. For Better Lubrication)	Upper Lower	K8194T ‡ K8195T ‡	2 F512 2 F512
Ball Joint Bushing Extractor and Installer				
1986-1977	Four Wheel Drive (4X4)		T40207	1
Leaf Spring Bushing				
1986-1985	1-1/2" Outside Diameter X 2-29/32" Long	Front	SB317	2 F512
Leaf Spring Shackle Bolt				
1975	(Requires Use With Non-Threaded Shackle)		K150352	4 F512
Leaf Spring Shackle Bushing				
1986-1985	1-1/2" Outside Diameter X 2-29/32" Long	Upper Rear	SB317	2 F512
1986-1976	1" Outside Diameter, 1.500" Length 1-1/2" Outside Diameter X 2-29/32" Long	Upper Rear Lower Rear	K3194 SB317	8 F512 2 F512
Sway Bar Bushing				
1986-1976	Four Wheel Drive (4X4)	To Frame	K3195	1 F512
Sway Bar Repair Kit				
1986-1976	(Contains Bushings Only)		K90027	2 F512

STEERING



S259



S261

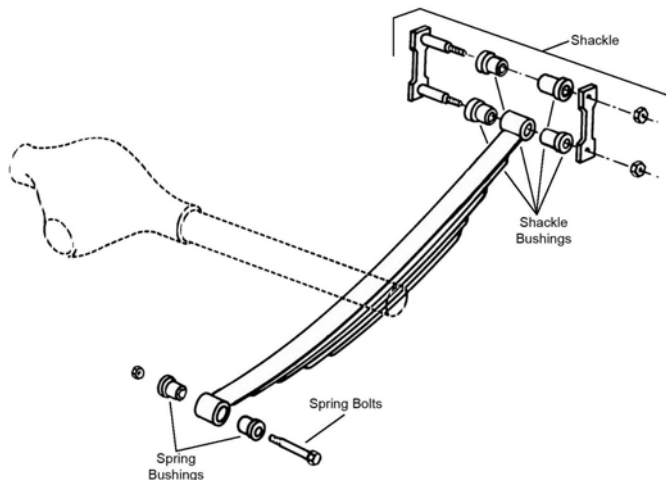
Year	Model/Application	Part	P/C Qty	Figure
CJ5				
Drag Link Adjusting Sleeve				
1983-1972	4.72" Length	At Pitman Arm	ES2004S	2 S261
Drag Link Assembly				
1983-1979	(Powdered Metal Gusher Brg. For Better Lubrication)	At Pitman Arm	ES140R ‡	1 S261
Steering Damper Bellows				
1983-1971	Except Original Equipment Steering Damper, (Trail Boss)	Front	SSD68	1 S261
Steering Damper Cylinder				
1983-1974	Original Equipment Steering Damper, (Trail Boss)	Front	SSD54	1 S261
1983-1971	Except Original Equipment Steering Damper, (Trail Boss)	Front	SSD42	1 S261
1973-1971	Bolts To Leaf Spring Bracket, Cylinder Has Stud On Rod End & Eye Ring On Cylinder End, Original Equipment Steering Damper, (Trail Boss)	Front	SSD54	1 S261
Steering Damper Kit				
1983-1971	Except Original Equipment Steering Damper, (Super Trail Boss)	Front	SSD99	1 S261
Tie Rod Adjusting Sleeve				
1983-1972	40.12" Length	Steering Arm To Steering Arm	DS924S	1 S261
Tie Rod End				
1983-1982	24.64" Length, (Powdered Metal Gusher Brg. For Better Lubrication)	Right Outer, Pitman Arm To Steering Arm	DS1070 ‡	1 S261
1983-1979	(Powdered Metal Gusher Brg. For Better Lubrication)	Left Outer	ES140R ‡	1 S261
1983-1972	(Powdered Metal Gusher Brg. For Better Lubrication)	Right Outer, Steering Arm To Steering Arm	ES62L ‡	1 S261
	23.94" Length, (Powdered Metal Gusher Brg. For Better Lubrication)	Right Outer, Pitman Arm To Steering Arm	DS911 ‡	1 S261
1978-1972	(Powdered Metal Gusher Brg. For Better Lubrication)	At Pitman Arm, Left Inner	ES140R ‡	1 S261
	(Powdered Metal Gusher Brg. For Better Lubrication)	Left Outer, Steering Arm To Steering Arm	ES140R ‡	1 S261
1971	(Powdered Metal Gusher Brg. For Better Lubrication)	Left Outer	ES62L ‡	1 S259
	(Powdered Metal Gusher Brg. For Better Lubrication)	Right Outer	ES140R ‡	1 S259
	(Powdered Metal Gusher Brg. For Better Lubrication)	At Connecting Rod, Left Inner, Steering Arm To Connecting Rod	ES140R ‡	1 S259

JEEP-CJ Series (Cont.)

STEERING (Cont.)

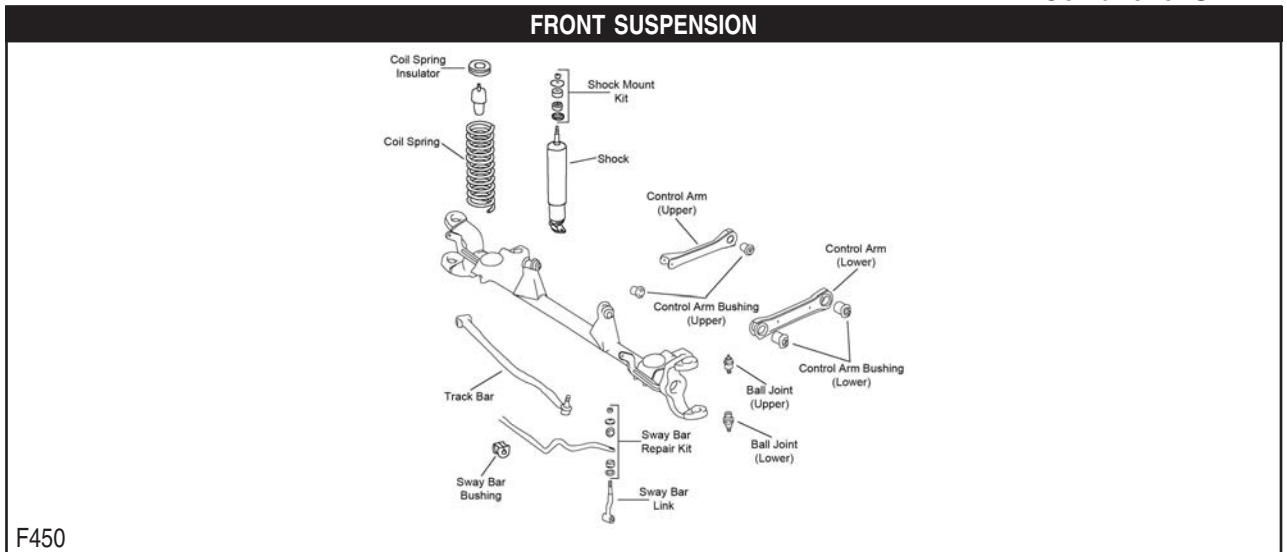
Year	Model/Application	Part	P/C Qty	Figure	
CJ6					
Drag Link Adjusting Sleeve					
1975-1972	4.72" Length At Pitman Arm	ES2004S	2	S261	
Tie Rod Adjusting Sleeve					
1975-1972	40.12" Length Steering Arm To Steering Arm	DS924S	1	S261	
Tie Rod End					
1975-1972	(Powdered Metal Gusher Brg. For Better Lubrication) (Powdered Metal Gusher Brg. For Better Lubrication) (Powdered Metal Gusher Brg. For Better Lubrication) 23.94" Length, (Powdered Metal Gusher Brg. For Better Lubrication)	At Pitman Arm, Left Inner Left Outer, Steering Arm To Steering Arm Right Outer, Steering Arm To Steering Arm Right Outer, Pitman Arm To Steering Arm	ES140R ‡ ES140R ‡ ES62L ‡ DS911 ‡	1 1 1 1	S261 S261 S261 S261
1971-1969	(Powdered Metal Gusher Brg. For Better Lubrication) (Powdered Metal Gusher Brg. For Better Lubrication) (Powdered Metal Gusher Brg. For Better Lubrication) At Connecting Rod, Left Inner, Steering Arm To Connecting Rod	Left Outer Right Outer	ES62L ‡ ES140R ‡ ES140R ‡	1 1 1	S259 S259 S259
CJ7					
Drag Link Adjusting Sleeve					
1986-1975	4.72" Length At Pitman Arm	ES2004S	2	S261	
Drag Link Assembly					
1986-1980	(Powdered Metal Gusher Brg. For Better Lubrication) At Pitman Arm	ES140R ‡	1	S261	
Steering Damper Bellows					
1986-1976	Except Original Equipment Steering Damper, (Trail Boss) Front	SSD68	1	S261	
Steering Damper Cylinder					
1986-1976	Except Original Equipment Steering Damper, (Trail Boss) Original Equipment Steering Damper, (Trail Boss) Front Front	SSD42 SSD54	1 1	S261 S261	
Steering Damper Kit					
1986-1976	Except Original Equipment Steering Damper, (Super Trail Boss) Front	SSD99	1	S261	
Tie Rod Adjusting Sleeve					
1983-1975	40.12" Length Steering Arm To Steering Arm	DS924S	1	S261	
Tie Rod End					
1986-1982	24.64" Length, (Powdered Metal Gusher Brg. For Better Lubrication) Right Outer, Pitman Arm To Steering Arm	DS1070 ‡	1	S261	
1986-1980	(Powdered Metal Gusher Brg. For Better Lubrication) Left Outer	ES140R ‡	1	S261	
1986-1975	(Powdered Metal Gusher Brg. For Better Lubrication) Right Outer, Steering Arm To Steering Arm	ES62L ‡	1	S261	
1983-1975	23.94" Length, (Powdered Metal Gusher Brg. For Better Lubrication) Right Outer, Pitman Arm To Steering Arm	DS911 ‡	1	S261	
1979-1976	(Powdered Metal Gusher Brg. For Better Lubrication) (Powdered Metal Gusher Brg. For Better Lubrication) At Pitman Arm, Left Inner Left Outer, Steering Arm To Steering Arm	ES140R ‡ ES140R ‡	1 1	S261 S261	

REAR SUSPENSION



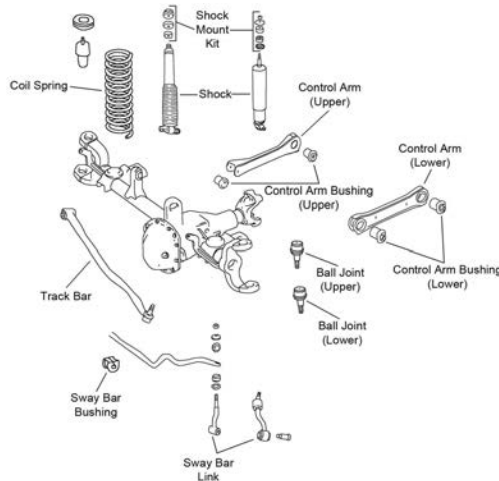
REAR SUSPENSION (Cont.)				
Year	Model/Application	Part	P/C Qty	Figure
CJ5				
Leaf Spring Bolt				
1975-1971		K150352	4	R309
Leaf Spring Bushing				
1983-1976	1-1/2" Outside Diameter X 2-29/32" Long	Front SB317	2	R309
1975-1974		Front K200928	2	R309
Leaf Spring Shackle Bushing				
1980-1976	1" Outside Diameter, 1.500" Length	Upper Rear K3194	4	R309
1975-1974	2-3/64" Length	K200928	4	R309
1973-1971	(Requires Use With Non-Threaded Shackle)	K200927	4	R309
CJ6				
Leaf Spring Bolt				
1975-1971		K150352	4	R309
Leaf Spring Bushing				
1975-1974		Front K200928	2	R309
Leaf Spring Shackle Bushing				
1975-1974	2-3/64" Length	K200928	4	R309
1973-1971	(Requires Use With Non-Threaded Shackle)	K200927	4	R309
CJ7				
Leaf Spring Bushing				
1986-1976	1-1/2" Outside Diameter X 2-29/32" Long	Front SB317	2	R309
Leaf Spring Shackle Bushing				
1980-1976	1" Outside Diameter, 1.500" Length	Upper Rear K3194	4	R309

Comanche-JEEP



JEEP-Comanche (Cont.)

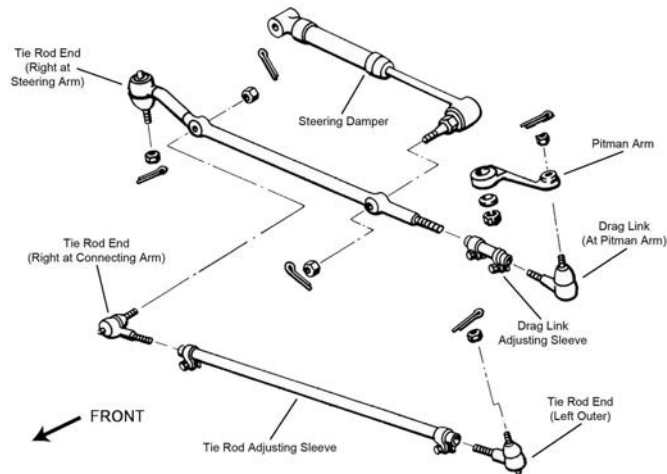
FRONT SUSPENSION (Cont.)



F451

Year	Model/Application	Part	P/C Qty	Figure
Ball Joint				
1990	(Powdered Metal Gusher Brg. For Better Lubrication, New Pre-Installed Integral Dust Boot Eases Installation, New And Original Designs Can Be Installed)	Lower K3161T ‡	2	F450, F451
1990-1986	(Includes Patented Cover Plate Design For Tighter Tolerances) (Replaces OEM Offset To Provide 1 Degree +/- Camber/Caster) (Replaces OEM Offset To Provide 1/2 Degree +/- Camber/Caster) (Replaces OEM Offset To Provide 1-1/2 Degree +/- Camber/Caster) (Replaces OEM Offset To Provide 2 Degree +/- Camber/Caster) (Replaces OEM Offset To Provide 1-3/4 Degree +/- Caster/Camber, Powdered Metal Gusher Brg. For Better Lubrication)	Upper K3134T ‡	2	F450, F451
		Upper K100311	2	F450, F451
		Upper K100056	2	F450, F451
		Upper K100312	2	F450, F451
		Upper K100198	2	F450, F451
		Lower K7403 ‡	2	F450, F451
1989-1986	(Powdered Metal Gusher Brg. For Better Lubrication, New Pre-Installed Integral Dust Boot Eases Installation, New And Original Designs Can Be Installed)	Lower K3137T ‡	2	F450, F451
Ball Joint Bushing Sleeve Set				
1990-1986	(Use Only With Offset Ball Joints)	T40019	1	
Control Arm				
1990-1986	(Contains Bushings) (R-Series)	Lower CK660203 ‡	2	F450, F451
		Lower RK660203	2	F450, F451
Control Arm Bushing				
1987-1986	(Contains Driver And Passenger Side Bushings)	Upper K3166	2	F450, F451
Control Arm Bushing Set				
1990-1987	Four Wheel Drive (4X4), (Contains Front And Rear Bushings) Four Wheel Drive (4X4), (Contains Front And Rear Bushings, Standard Design)	Upper K3162 ‡	1	F451
		Upper K3128	2	F451
1990-1986	(Contains Front And Rear Bushings) (Contains Front And Rear Bushings, Standard Design)	Lower K3164 ‡	1	F450, F451
		Lower K3131	2	F450, F451
1986	(Contains Front And Rear Bushings) (Contains Front And Rear Bushings, Standard Design)	Upper K3162 ‡	1	F450, F451
		Upper K3128	2	F450, F451
Sway Bar Bushing				
1990-1986	22mm Or 23mm Sway Bar Diameter 24mm Sway Bar Diameter, (Split Design For Easier Installation) 26mm Sway Bar Diameter, (Split Design For Easier Installation) 28mm Sway Bar Diameter	To Frame K3168	1	F450, F451
		To Frame K3170 ‡	1	F450, F451
		To Frame K3171 ‡	1	F450, F451
		To Frame K3172	1	F450, F451
Sway Bar Repair Kit				
1990-1986	(Bushing Kit) 7-1/4" Length, (Complete Kit)	K3150	2	F450, F451
		K3173	2	F450, F451
Track Bar				
1990-1986	(Includes Sunloy-Coated Metal Bearing To Combine Durability With Smooth Stud Swing)	DS1147 ‡	1	F450, F451
Track Bar Bushing				
1990-1986	(1 Piece Design) (2 Piece Bushing Design Allows Easier Installation)	K3147	1	F450, F451
		K3176 ‡	1	F450, F451
Wheel Hub & Bearing Assembly				
1990		513084	2	
1989-1986	Four Wheel Drive (4X4)	513107	2	
1986	Two Wheel Drive (4x2), 1st Design	513107	2	

STEERING



S296

Year	Model/Application	Part	P/C Qty	Figure
Drag Link Adjusting Sleeve				
1990-1986	5.00" Length	ES2080S	1	S296
Steering Damper Bellows				
1990-1986	(Trail Boss)	Front SSD68	1	S296
Steering Damper Cylinder				
1990-1986	(Large Bore Unit For Better Dampening And Durability, Super Trail Boss)	Front SSD107 ‡ Front SSD56	1 1	S296 S296
Tie Rod Adjusting Sleeve				
1990-1986	36.41" Length	DS1045S	1	S296
Tie Rod End				
1990-1986	20mm Thread, (Right Hand Threads, Powdered Metal Gusher Brg. For Better Lubrication) Right At Steering Arm	DS1046 ‡	1	S296
	20mm Thread, 4.33" Length, (Left Hand Threads, Powdered Metal Gusher Brg. For Better Lubrication) At Pitman Arm, Left, Pitman Arm To Steering Arm	ES2222L ‡	1	S296
REAR SUSPENSION				
Year	Model/Application	Part	P/C Qty	Figure
Leaf Spring Bushing				
1990-1986		Front SB371	2	
Leaf Spring Shackle				
1990-1986	(Contains Shackle, Nuts, Bolts & Bushing, New Part - Pending Availability)	Rear K150405	2	
Leaf Spring Shackle Bushing				
1990-1986		To Spring SB372	2	
Sway Bar Bushing				
1990-1986	16mm Sway Bar Diameter, (Split Design For Easier Installation)	To End K3160 ‡	1	
	16mm Sway Bar Diameter, (Split Design For Easier Installation)	To Frame K3160 ‡	1	
Sway Bar Repair Kit				
1990-1986	(Full Ball Stud Provides 360 Degrees Of Smooth Rotation)	K750132 ‡	2	

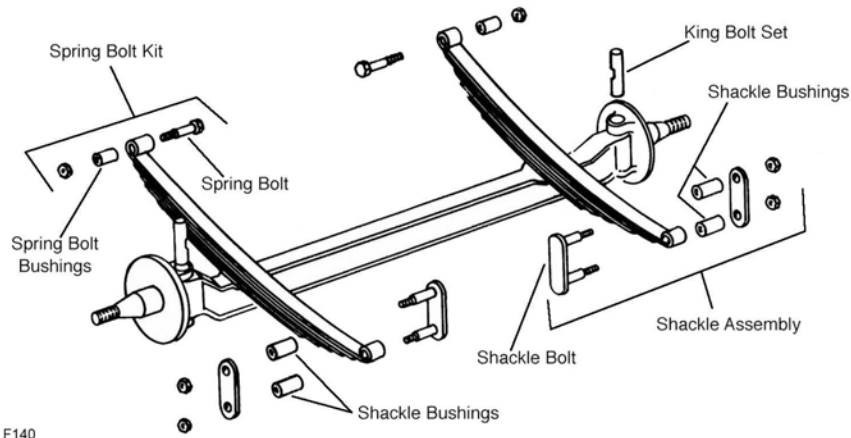
Dispatcher-JEEP

FRONT SUSPENSION

Year	Model/Application	Part	P/C Qty	Figure
King Bolt Set				
1967	Clark Axle, Postal Vehicle, .8030" X 5.125", (Contains Metal Bushing)	8561B	1	
1962	Clark Axle, Postal Vehicle, .8030" X 5.125", (Contains Metal Bushing)	8561B	1	

JEEP-DJ Series

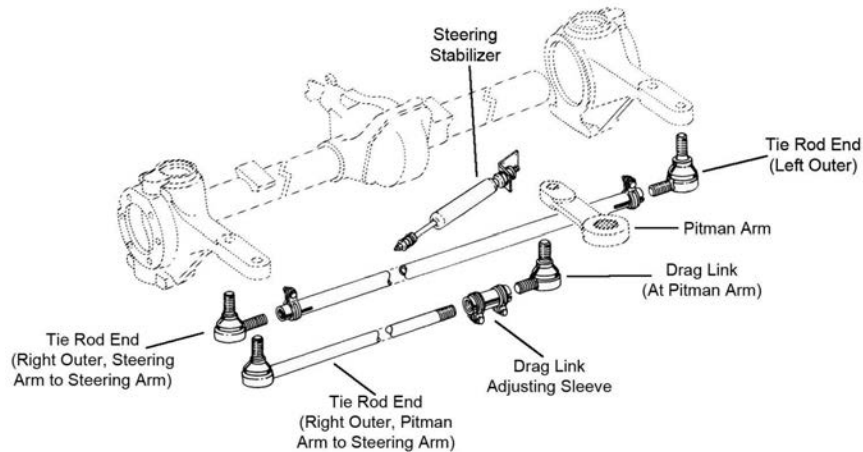
FRONT SUSPENSION



F140

Year	Model/Application	Part	P/C Qty	Figure
DJ5				
King Bolt Set				
1975	.8030" X 5.125", (Contains Metal Bushing)	8561B	1	F140
1973-1971	Clark Axle, Postal Vehicle, .8030" X 5.125", (Contains Metal Bushing)	8561B	1	F140
	I-Beam Front Axle, .8025" X 5.562", (Contains Metal Bushing)	8363B	1	F140
	Tube Axle, 1.1090" X 6.812", (Contains Nylon Bushing)	8493N	1	F140
Leaf Spring Shackle Bolt				
1973-1971	(Requires Use With Non-Threaded Shackle)	K150352	4	F140
DJ6				
King Bolt Set				
1971	I-Beam Front Axle, .8025" X 5.562", (Contains Metal Bushing)	8363B	1	F140
	Tube Axle, 1.1090" X 6.812", (Contains Nylon Bushing)	8493N	1	F140
Leaf Spring Shackle Bolt				
1971	(Requires Use With Non-Threaded Shackle)	K150352	4	F140

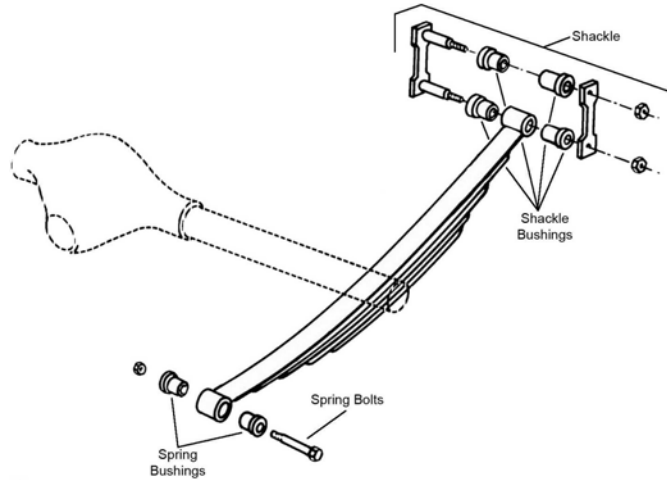
STEERING



S261

Year	Model/Application	Part	P/C Qty	Figure
DJ5				
Drag Link Adjusting Sleeve				
1973-1972	4.72" Length	At Pitman Arm ES2004S	1	S261

REAR SUSPENSION

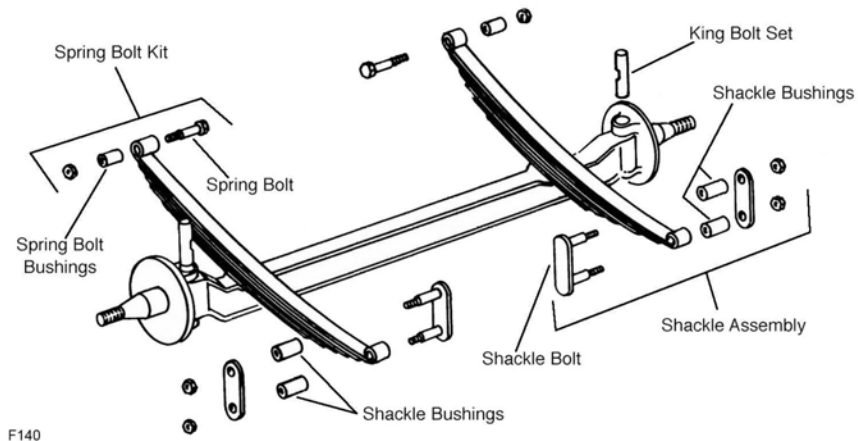


R309

Year	Model/Application	Part	P/C Qty	Figure
DJ5				
Leaf Spring Bolt				
1973-1971		K150352	4	R309
Leaf Spring Shackle Bushing				
1973-1971	(Requires Use With Non-Threaded Shackle)	K200927	4	R309
DJ6				
Leaf Spring Bolt				
1971		K150352	4	R309
Leaf Spring Shackle Bushing				
1971	(Requires Use With Non-Threaded Shackle)	K200927	4	R309

FJ8A-JEEP

FRONT SUSPENSION

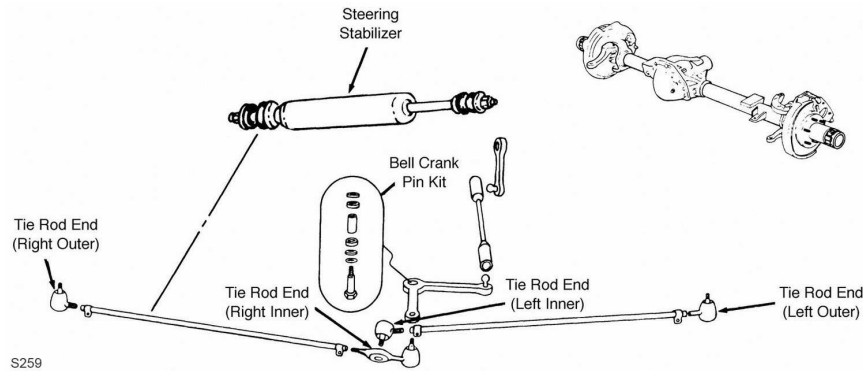


F140

Year	Model/Application	Part	P/C Qty	Figure
King Bolt Set				
1975-1973	.8030" X 5.125", (Contains Metal Bushing)	8561B	1	F140

JEEP-Gladiator

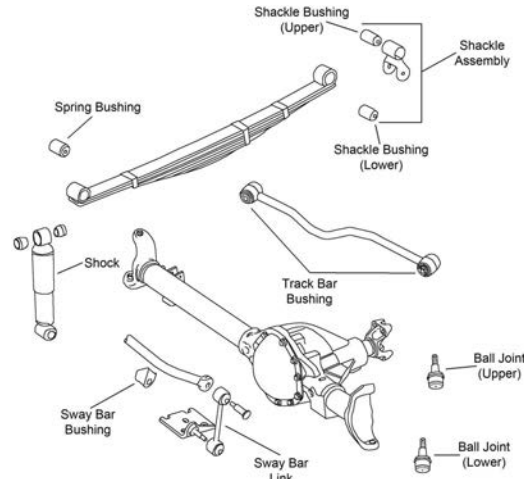
STEERING



S259

Year	Model/Application	Part	P/C Qty	Figure
Gladiator J2500				
Tie Rod End				
1973-1971	Four Wheel Drive (4X4), 3.88" Length, (Powdered Metal Gusher Brg. For Better Lubrication) At Steering Arm, Right, Steering Arm To Steering Arm	ES354R ‡	1	
	258(4.2L), Four Wheel Drive (4X4), Hollow Adjusting Sleeve, 3.88" Length, (Powdered Metal Gusher Brg. For Better Lubrication) At Pitman Arm, Left, Pitman Arm To Steering Arm	ES354R ‡	1	
	258(4.2L), Four Wheel Drive (4X4), Solid Adjusting Sleeve, (Powdered Metal Gusher Brg. For Better Lubrication) At Pitman Arm, Right Inner, Pitman Arm To Steering Arm	DS892 ‡	1	
	258(4.2L), Four Wheel Drive (4X4), Solid Adjusting Sleeve, 3.12" Length, (Powdered Metal Gusher Brg. For Better Lubrication) At Pitman Arm, Left Inner, Pitman Arm To Steering Arm	ES62L ‡	1	
	360(5.9L), Four Wheel Drive (4X4), Hollow Adjusting Sleeve, 3.88" Length, (Powdered Metal Gusher Brg. For Better Lubrication) At Pitman Arm, Left, Pitman Arm To Steering Arm	ES354R ‡	1	
	360(5.9L), Four Wheel Drive (4X4), Solid Adjusting Sleeve, (Powdered Metal Gusher Brg. For Better Lubrication) At Pitman Arm, Right Inner, Pitman Arm To Steering Arm	DS892 ‡	1	
	360(5.9L), Four Wheel Drive (4X4), Solid Adjusting Sleeve, 3.12" Length, (Powdered Metal Gusher Brg. For Better Lubrication) At Pitman Arm, Left Inner, Pitman Arm To Steering Arm	ES62L ‡	1	
1972-1971	304(5.0L), Four Wheel Drive (4X4), Hollow Adjusting Sleeve, 3.88" Length, (Powdered Metal Gusher Brg. For Better Lubrication) At Pitman Arm, Left, Pitman Arm To Steering Arm	ES354R ‡	1	
	304(5.0L), Four Wheel Drive (4X4), Solid Adjusting Sleeve, (Powdered Metal Gusher Brg. For Better Lubrication) At Pitman Arm, Right Inner, Pitman Arm To Steering Arm	DS892 ‡	1	
	304(5.0L), Four Wheel Drive (4X4), Solid Adjusting Sleeve, 3.12" Length, (Powdered Metal Gusher Brg. For Better Lubrication) At Pitman Arm, Left Inner, Pitman Arm To Steering Arm	ES62L ‡	1	
1971	Two Wheel Drive (4x2), I-Beam Front Axle, (Powdered Metal Gusher Brg. For Better Lubrication) Outer	ES354R ‡	2	S259
	232(3.8L), Four Wheel Drive (4X4), 3.88" Length, (Powdered Metal Gusher Brg. For Better Lubrication) At Pitman Arm, Left, Pitman Arm To Steering Arm	ES354R ‡	1	
	350(5.7L), Four Wheel Drive (4X4), 3.88" Length, (Powdered Metal Gusher Brg. For Better Lubrication) At Pitman Arm, Left, Pitman Arm To Steering Arm	ES354R ‡	1	
Gladiator J2600				
Tie Rod End				
1973-1972	Four Wheel Drive (4X4), 3.88" Length, (Powdered Metal Gusher Brg. For Better Lubrication) At Steering Arm, Right, Steering Arm To Steering Arm	ES354R ‡	1	
	258(4.2L), Four Wheel Drive (4X4), Hollow Adjusting Sleeve, 3.88" Length, (Powdered Metal Gusher Brg. For Better Lubrication) At Pitman Arm, Left, Pitman Arm To Steering Arm	ES354R ‡	1	
	258(4.2L), Four Wheel Drive (4X4), Solid Adjusting Sleeve, (Powdered Metal Gusher Brg. For Better Lubrication) At Pitman Arm, Right Inner, Pitman Arm To Steering Arm	DS892 ‡	1	
	258(4.2L), Four Wheel Drive (4X4), Solid Adjusting Sleeve, 3.12" Length, (Powdered Metal Gusher Brg. For Better Lubrication) At Pitman Arm, Left Inner, Pitman Arm To Steering Arm	ES62L ‡	1	
	360(5.9L), Four Wheel Drive (4X4), Hollow Adjusting Sleeve, 3.88" Length, (Powdered Metal Gusher Brg. For Better Lubrication) At Pitman Arm, Left, Pitman Arm To Steering Arm	ES354R ‡	1	
	360(5.9L), Four Wheel Drive (4X4), Solid Adjusting Sleeve, (Powdered Metal Gusher Brg. For Better Lubrication) At Pitman Arm, Right Inner, Pitman Arm To Steering Arm	DS892 ‡	1	
	360(5.9L), Four Wheel Drive (4X4), Solid Adjusting Sleeve, 3.12" Length, (Powdered Metal Gusher Brg. For Better Lubrication) At Pitman Arm, Left Inner, Pitman Arm To Steering Arm	ES62L ‡	1	
1972	304(5.0L), Four Wheel Drive (4X4), Hollow Adjusting Sleeve, 3.88" Length, (Powdered Metal Gusher Brg. For Better Lubrication) At Pitman Arm, Left, Pitman Arm To Steering Arm	ES354R ‡	1	
	304(5.0L), Four Wheel Drive (4X4), Solid Adjusting Sleeve, (Powdered Metal Gusher Brg. For Better Lubrication) At Pitman Arm, Right Inner, Pitman Arm To Steering Arm	DS892 ‡	1	
	304(5.0L), Four Wheel Drive (4X4), Solid Adjusting Sleeve, 3.12" Length, (Powdered Metal Gusher Brg. For Better Lubrication) At Pitman Arm, Left Inner, Pitman Arm To Steering Arm	ES62L ‡	1	
Gladiator J3800				
Tie Rod End				
1971	Four Wheel Drive (4X4), 3.88" Length, (Powdered Metal Gusher Brg. For Better Lubrication) At Steering Arm, Right, Steering Arm To Steering Arm	ES354R ‡	1	
	Two Wheel Drive (4x2), I-Beam Front Axle, (Powdered Metal Gusher Brg. For Better Lubrication) Outer	ES354R ‡	2	S259

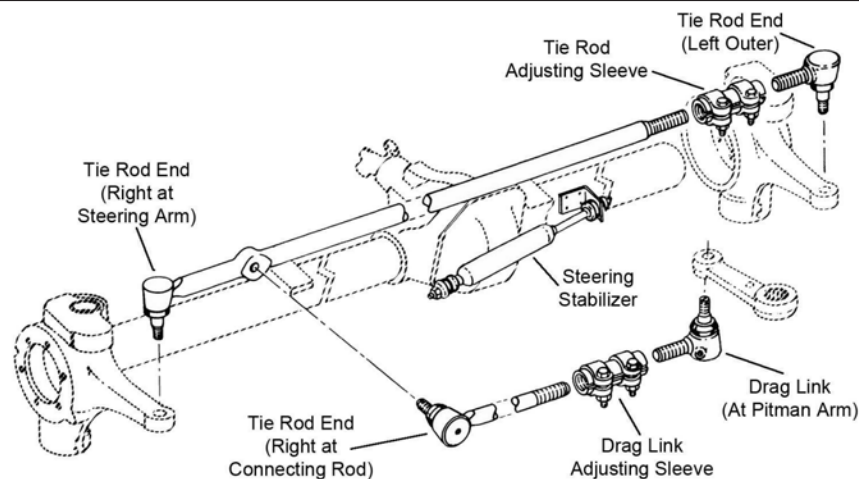
FRONT SUSPENSION



F446

Year	Model/Application	Part	P/C Qty	Figure
Ball Joint				
1990-1984	(Powdered Metal Gusher Brg. For Better Lubrication) (Powdered Metal Gusher Brg. For Better Lubrication)	Upper Lower	K8194T ‡ K8195T ‡	2 2 F446 F446
Ball Joint Bushing Extractor and Installer				
1990-1984	Four Wheel Drive (4X4)	T40207	1	
Leaf Spring Bushing				
1990-1984	1-1/4" Outside Diameter 2" Outside Diameter	Rear Front	SB319 K200991	2 2 F446 F446
1988-1984	1-1/2" Outside Diameter X 2-29/32" Long	Front	SB317	2 F446
Leaf Spring Shackle Bushing				
1990-1984		Lower	SB319	2 F446
1988-1984	1-1/2" Outside Diameter X 2-29/32" Long 1-1/2" Outside Diameter X 2-29/32" Long	Upper Rear Lower Rear	SB317 SB317	2 2 F446 F446
Sway Bar Repair Kit				
1990-1984	(Contains Bushings Only)	K90027	2	F446

STEERING



S260

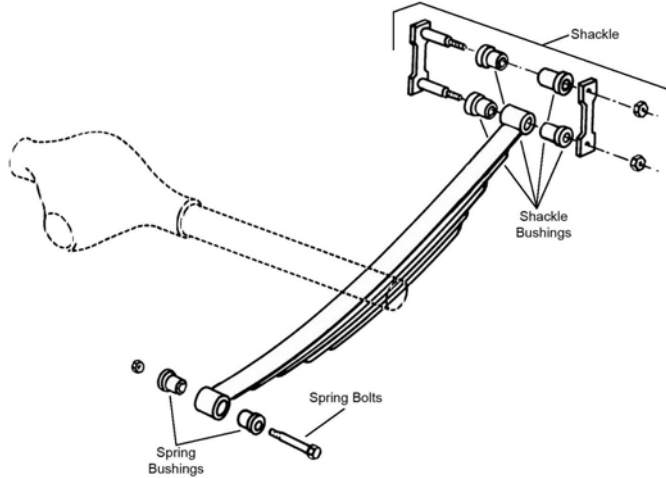
Year	Model/Application	Part	P/C Qty	Figure
Drag Link Adjusting Sleeve				
1990-1984		At Pitman Arm	ES362S	1 S260
Drag Link Assembly				
1990-1984	3.38" Length, (Powdered Metal Gusher Brg. For Better Lubrication)	At Pitman Arm	ES453L ‡	1 S260
Steering Damper Bellows				
1990-1984	(Super Trail Boss) (Trail Boss)	Front Front	SSD90 SSD68	1 1 S260 S260

JEEP-Grand Wagoneer (Cont.)

STEERING (Cont.)

Year	Model/Application	Part	P/C Qty	Figure
Steering Damper Cylinder				
1990-1984	(Super Trail Boss) (Trail Boss)	Front	SSD85	1 S260
		Front	SSD41	1 S260
Tie Rod Adjusting Sleeve				
1990-1984		Steering Arm To Steering Arm	ES362S	1 S260
Tie Rod End				
1990-1984	22.11" Length, (Greaseable Socket Reduces Corrosion/Wear)	Right At Connecting Rod	DS897 ‡	1 S260
	3.38" Length, (Powdered Metal Gusher Brg. For Better Lubrication)	Left Outer	ES452L ‡	1 S260
	46.50" Length	Right At Steering Arm	DS895	1 S260

REAR SUSPENSION

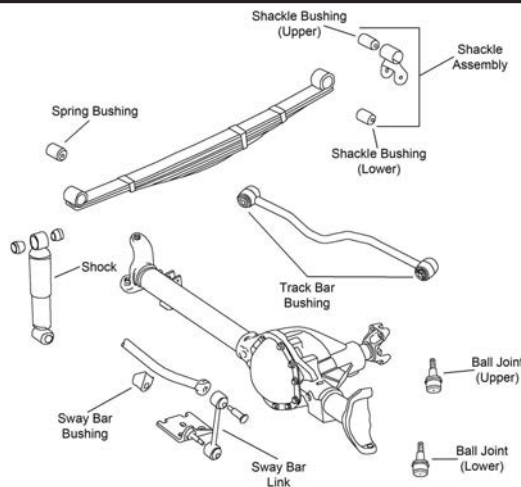


R309

Year	Model/Application	Part	P/C Qty	Figure
Leaf Spring Bushing				
1990-1984	2" Outside Diameter	Front	K200991	2 R309
1988-1984	1-1/2" Outside Diameter X 2-29/32" Long	Front	SB317	2 R309
Leaf Spring Shackle Bushing				
1990-1984		Upper	SB319	2 R309

JEEP-J10

FRONT SUSPENSION



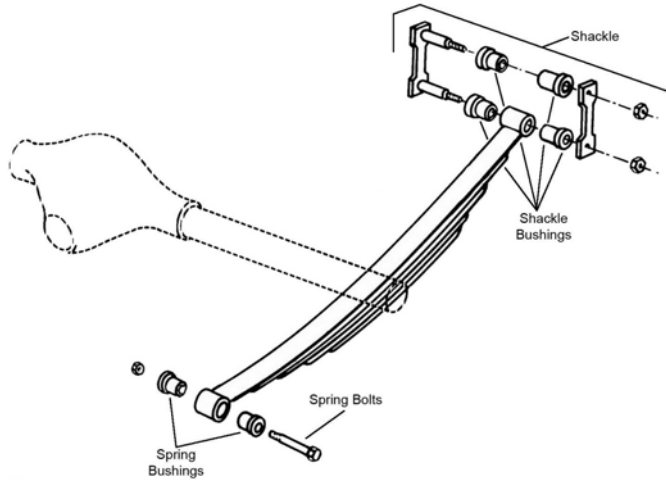
F446

Year	Model/Application	Part	P/C Qty	Figure
Ball Joint				
1988-1974	(Powdered Metal Gusher Brg. For Better Lubrication)	Upper	K8194T ‡	2 F446
	(Powdered Metal Gusher Brg. For Better Lubrication)	Lower	K8195T ‡	2 F446

FRONT SUSPENSION (Cont.)					
Year	Model/Application	Part	P/C Qty	Figure	
Ball Joint Bushing Extractor and Installer					
1988-1974	Four Wheel Drive (4X4)	T40207	1		
Leaf Spring Bushing					
1988-1974	1-1/2" Outside Diameter X 2-29/32" Long	Front	SB317	2	F446
Leaf Spring Shackle Bushing					
1988-1974	1-1/2" Outside Diameter X 2-29/32" Long	Upper Rear	SB317	2	F446
	1-1/2" Outside Diameter X 2-29/32" Long	Lower Rear	SB317	2	F446
1987-1977	1.25" Outside Diameter, 2.750" Length	Lower	SB319	2	F446
1977-1974	1-1/2" Outside Diameter	Lower	K200994	2	F446
	1-1/4" Outside Diameter X 2-7/8" Long, (High Quality Elastomer For Durability And Performance)	Rear	K200129 ‡	4	F446
Sway Bar Bushing					
1987-1986	(Split Design For Easier Installation)	To Frame	K3171 ‡	1	F446
Sway Bar Repair Kit					
1988-1974	(Contains Bushings Only)		K90027	2	F446
STEERING					
S260					
Year	Model/Application	Part	P/C Qty	Figure	
Drag Link Adjusting Sleeve					
1987-1974		At Pitman Arm	ES362S	1	S260
Drag Link Assembly					
1988	(Powdered Metal Gusher Brg. For Better Lubrication)	At Pitman Arm	ES453L ‡	1	S260
1987-1974	3.38" Length, (Powdered Metal Gusher Brg. For Better Lubrication)	At Pitman Arm	ES453L ‡	1	S260
Steering Damper Bellows					
1988-1984	(Super Trail Boss)	Front	SSD90	1	S260
	(Trail Boss)	Front	SSD68	1	S260
1983-1974	Original Equipment Steering Damper, (Super Trail Boss)	Front	SSD90	1	S260
	Original Equipment Steering Damper, (Trail Boss)	Front	SSD68	1	S260
Steering Damper Cylinder					
1988-1984	(Super Trail Boss)	Front	SSD85	1	S260
	(Trail Boss)	Front	SSD41	1	S260
1983-1974	Original Equipment Steering Damper, (Super Trail Boss)	Front	SSD85	1	S260
	Original Equipment Steering Damper, (Trail Boss)	Front	SSD41	1	S260
Tie Rod Adjusting Sleeve					
1988-1974		Steering Arm To Steering Arm	ES362S	1	S260
Tie Rod End					
1988	(Powdered Metal Gusher Brg. For Better Lubrication)	Left Outer	ES452L ‡	1	S260
	(Greaseable Socket Reduces Corrosion/Wear)	Right At Connecting Rod	DS896 ‡	1	S260
1988-1974	50.46" Length, (Design Allows Ease Of Installation)	Right At Steering Arm	DS915 ‡	1	S260
1987-1974	24.11" Length, (Greaseable Socket Reduces Corrosion/Wear)	Right At Connecting Rod	DS896 ‡	1	S260
	3.38" Length, (Powdered Metal Gusher Brg. For Better Lubrication)	Left Outer	ES452L ‡	1	S260

JEEP-J10 (Cont.)

REAR SUSPENSION

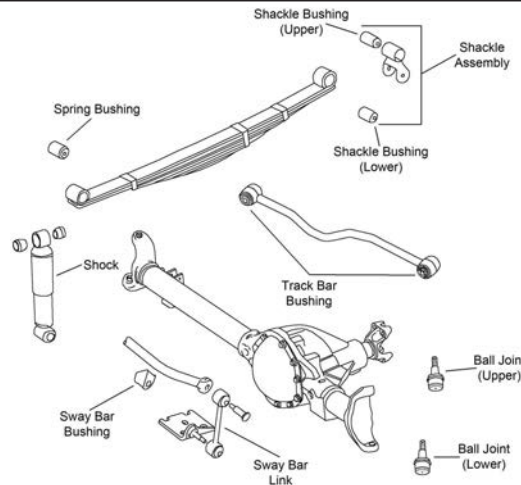


R309

Year	Model/Application	Part	P/C Qty	Figure	
Leaf Spring Bushing					
1988-1976	1-1/2" Outside Diameter X 2-29/32" Long	Front	SB317	2	R309
1987-1976	2" Outside Diameter	Front	K200991	2	R309
1975-1974		Front	K201048	2	R309
Leaf Spring Shackle Bushing					
1987-1974	1.25" Outside Diameter, 2.750" Length	Upper	SB319	2	R309

JEEP-J20

FRONT SUSPENSION



F446

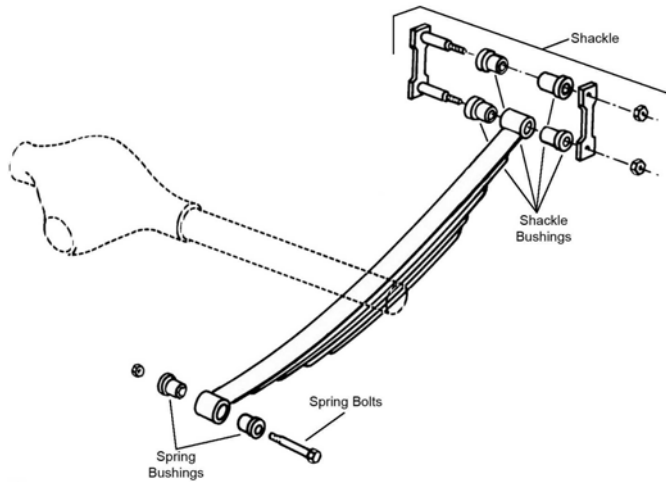
Year	Model/Application	Part	P/C Qty	Figure	
Ball Joint					
1988-1974	(Powdered Metal Gusher Brg. For Better Lubrication)	Upper	K8194T ‡	2	F446
	(Powdered Metal Gusher Brg. For Better Lubrication)	Lower	K8195T ‡	2	F446
Ball Joint Bushing Extractor and Installer					
1988-1974	Four Wheel Drive (4X4)		T40207	1	
Leaf Spring Bushing					
1988-1974	1-1/2" Outside Diameter X 2-29/32" Long	Front	SB317	2	F446
Leaf Spring Shackle Bushing					
1988-1974	1-1/2" Outside Diameter X 2-29/32" Long	Upper Rear	SB317	2	F446
	1-1/2" Outside Diameter X 2-29/32" Long	Lower Rear	SB317	2	F446
1987-1977	1.25" Outside Diameter, 2.750" Length	Lower	SB319	2	F446
1977-1974	1-1/2" Outside Diameter	Lower	K200994	2	F446
	1-1/4" Outside Diameter X 2-7/8" Long, (High Quality Elastomer For Durability And Performance)	Rear	K200129 ‡	4	F446

FRONT SUSPENSION (Cont.)

Year	Model/Application	Part	P/C Qty	Figure
Sway Bar Bushing				
1987-1986	(Split Design For Easier Installation)	To Frame	K3171 ‡	1 F446
Sway Bar Repair Kit				
1988-1974	(Contains Bushings Only)		K90027	2 F446
STEERING				
S260				
Year	Model/Application	Part	P/C Qty	Figure
Drag Link Adjusting Sleeve				
1987-1974		At Pitman Arm	ES362S	1 S260
Drag Link Assembly				
1988-1974	3.38" Length, (Powdered Metal Gusher Brg. For Better Lubrication)	At Pitman Arm	ES453L ‡	1 S260
Steering Damper Bellows				
1988-1984	(Super Trail Boss)	Front	SSD90	1 S260
	(Trail Boss)	Front	SSD68	1 S260
1983-1974	Original Equipment Steering Damper, (Super Trail Boss)	Front	SSD90	1 S260
	Original Equipment Steering Damper, (Trail Boss)	Front	SSD68	1 S260
Steering Damper Cylinder				
1988-1984	(Super Trail Boss)	Front	SSD85	1 S260
	(Trail Boss)	Front	SSD41	1 S260
1983-1974	Original Equipment Steering Damper, (Super Trail Boss)	Front	SSD85	1 S260
	Original Equipment Steering Damper, (Trail Boss)	Front	SSD41	1 S260
Tie Rod Adjusting Sleeve				
1988-1974		Steering Arm To Steering Arm	ES362S	1 S260
Tie Rod End				
1988	(Powdered Metal Gusher Brg. For Better Lubrication)	Left Outer	ES452L ‡	1 S260
	(Greaseable Socket Reduces Corrosion/Wear)	Right At Connecting Rod	DS896 ‡	1 S260
1988-1974	50.46" Length, (Design Allows Ease Of Installation)	Right At Steering Arm	DS915 ‡	1 S260
1987-1974	24.11" Length, (Greaseable Socket Reduces Corrosion/Wear)	Right At Connecting Rod	DS896 ‡	1 S260
	3.38" Length, (Powdered Metal Gusher Brg. For Better Lubrication)	Left Outer	ES452L ‡	1 S260

JEEP-J20 (Cont.)

REAR SUSPENSION

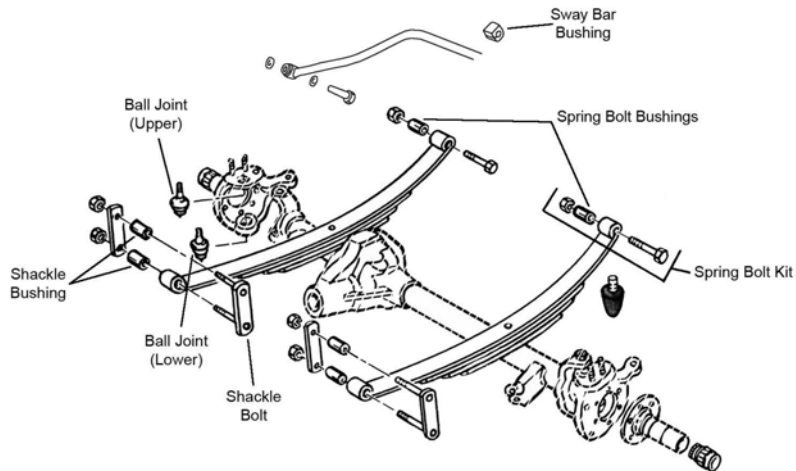


R309

Year	Model/Application	Part	P/C Qty	Figure	
Leaf Spring Bushing					
1988-1976	1-1/2" Outside Diameter X 2-29/32" Long	Front	SB317	2	R309
1987-1976	2" Outside Diameter	Front	K200991	2	R309
1975-1974		Front	K201048	2	R309
Leaf Spring Shackle Bushing					
1987-1974	1.25" Outside Diameter, 2.750" Length	Upper	SB319	2	R309

JEEP-Jeepster

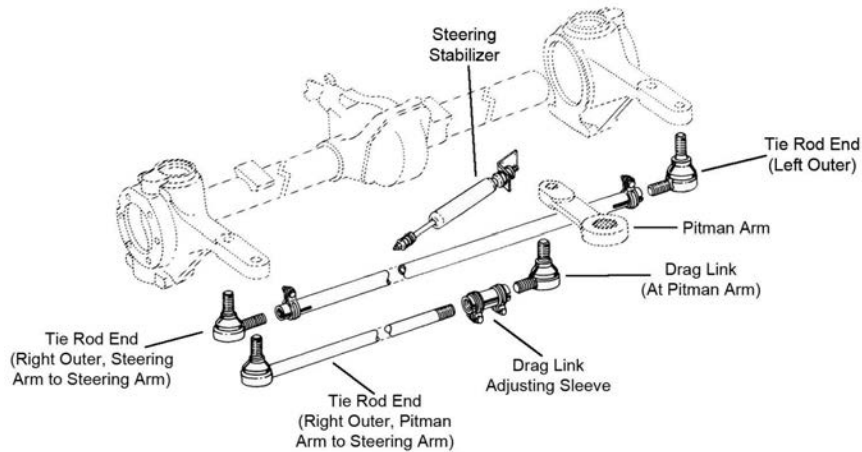
FRONT SUSPENSION



F512

Year	Model/Application	Part	P/C Qty	Figure	
Ball Joint					
1973-1972	6 Cyl, Steering Gear In Front Of Axle, (Powdered Metal Gusher Brg. For Better Lubrication)	Upper	K8194T ‡	2	F512
	6 Cyl, Steering Gear In Front Of Axle, (Powdered Metal Gusher Brg. For Better Lubrication)	Lower	K8195T ‡	2	F512
	V8 Cyl, Steering Gear In Front Of Axle, (Powdered Metal Gusher Brg. For Better Lubrication)	Upper	K8194T ‡	2	F512
	V8 Cyl, Steering Gear In Front Of Axle, (Powdered Metal Gusher Brg. For Better Lubrication)	Lower	K8195T ‡	2	F512
Ball Joint Bushing Extractor and Installer					
1973-1971	Four Wheel Drive (4X4)	T40207	1		

STEERING

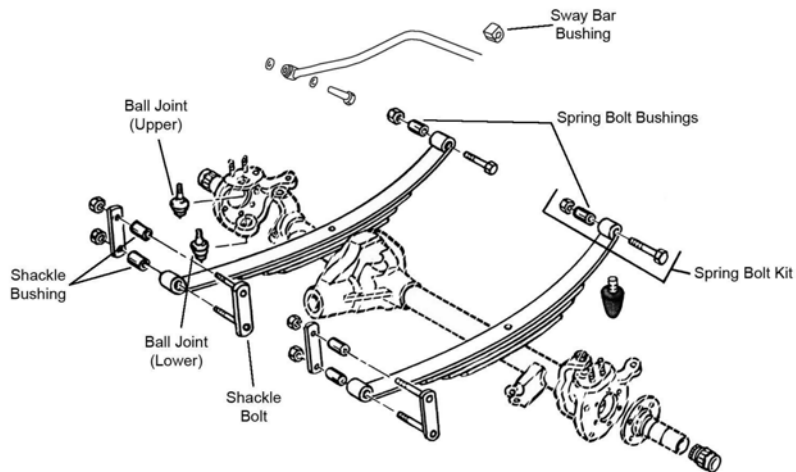


S261

Year	Model/Application	Part	P/C Qty	Figure	
Steering Damper Bellows					
1972	Except Original Equipment Steering Damper, (Super Trail Boss) Except Original Equipment Steering Damper, (Trail Boss)	Front Front	SSD90 SSD68	1 1	S261 S261
Steering Damper Cylinder					
1973-1971	Except Original Equipment Steering Damper, (Trail Boss)	Front	SSD42	1	S261
Steering Damper Kit					
1973-1971	Except Original Equipment Steering Damper, (Super Trail Boss)	Front	SSD99	1	S261
Tie Rod Adjusting Sleeve					
1973-1971	6 Cyl, Steering Gear In Front Of Axle, 40.12" Length V8 Cyl, Steering Gear In Front Of Axle, 40.12" Length	Steering Arm To Steering Arm Steering Arm To Steering Arm	DS924S DS924S	1 1	S261 S261
Tie Rod End					
1973-1971	Steering Gear Behind Axle, 3.12" Length, (Powdered Metal Gusher Brg. For Better Lubrication) At Connecting Rod, Right, Bell Crank To Connecting Rod Steering Gear In Front Of Axle, 23.94" Length, (Powdered Metal Gusher Brg. For Better Lubrication) Right Outer, Pitman Arm To Steering Arm		ES62L ‡ DS911 ‡	1 1	 S261
	Steering Gear In Front Of Axle, 3.12" Length, (Powdered Metal Gusher Brg. For Better Lubrication) Right Outer, Steering Arm To Steering Arm		ES62L ‡	1	S261
	134(2.2L), Steering Gear In Front Of Axle, (Powdered Metal Gusher Brg. For Better Lubrication) At Pitman Arm, Left Inner		ES140R ‡	1	S261
1972-1971	258(4.2L), Steering Gear In Front Of Axle, (Powdered Metal Gusher Brg. For Better Lubrication) At Pitman Arm, Left Inner		ES140R ‡	1	S261
1971	134(2.2L), Steering Gear Behind Axle, (Powdered Metal Gusher Brg. For Better Lubrication) Left Outer, Steering Arm To Steering Arm		ES140R ‡	1	S261
	225(3.7L), Steering Gear Behind Axle, (Powdered Metal Gusher Brg. For Better Lubrication) At Bell Crank, Left Inner		ES140R ‡	1	S261
	225(3.7L), Steering Gear Behind Axle, (Powdered Metal Gusher Brg. For Better Lubrication) Left Outer, Steering Arm To Steering Arm		ES140R ‡	1	S261
	258(4.2L), Steering Gear Behind Axle, (Powdered Metal Gusher Brg. For Better Lubrication) At Bell Crank, Left Inner		ES140R ‡	1	S261
	258(4.2L), Steering Gear Behind Axle, (Powdered Metal Gusher Brg. For Better Lubrication) Left Outer, Steering Arm To Steering Arm		ES140R ‡	1	S261
	327(5.4L), Steering Gear Behind Axle, (Powdered Metal Gusher Brg. For Better Lubrication) At Bell Crank, Left Inner		ES140R ‡	1	S261
	327(5.4L), Steering Gear Behind Axle, (Powdered Metal Gusher Brg. For Better Lubrication) Left Outer, Steering Arm To Steering Arm		ES140R ‡	1	S261
	327(5.4L), Steering Gear In Front Of Axle, (Powdered Metal Gusher Brg. For Better Lubrication) At Pitman Arm, Left Inner		ES140R ‡	1	S261
	350(5.7L), Steering Gear Behind Axle, (Powdered Metal Gusher Brg. For Better Lubrication) At Bell Crank, Left Inner		ES140R ‡	1	S261
	350(5.7L), Steering Gear Behind Axle, (Powdered Metal Gusher Brg. For Better Lubrication) Left Outer, Steering Arm To Steering Arm		ES140R ‡	1	S261
	350(5.7L), Steering Gear In Front Of Axle, (Powdered Metal Gusher Brg. For Better Lubrication) At Pitman Arm, Left Inner		ES140R ‡	1	S261
	360(5.9L), Steering Gear Behind Axle, (Powdered Metal Gusher Brg. For Better Lubrication) At Bell Crank, Left Inner		ES140R ‡	1	S261
	360(5.9L), Steering Gear Behind Axle, (Powdered Metal Gusher Brg. For Better Lubrication) Left Outer, Steering Arm To Steering Arm		ES140R ‡	1	S261
	360(5.9L), Steering Gear In Front Of Axle, (Powdered Metal Gusher Brg. For Better Lubrication) At Pitman Arm, Left Inner		ES140R ‡	1	S261

JEEP-Scrambler

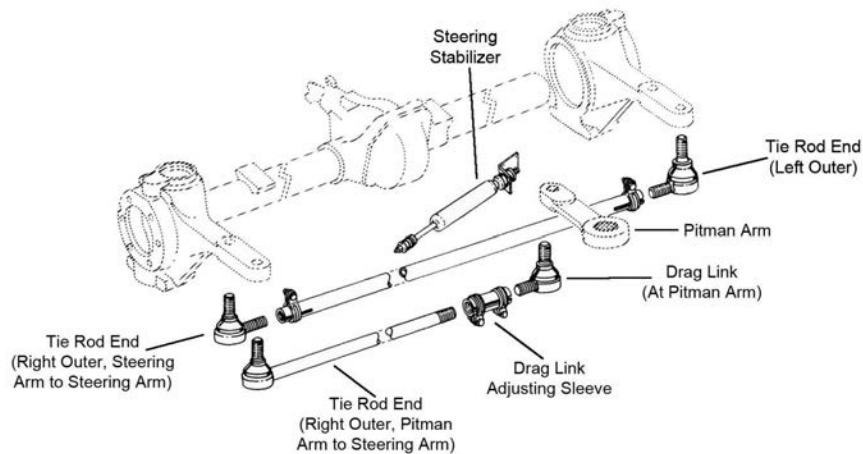
FRONT SUSPENSION



F512

Year	Model/Application	Part	P/C Qty	Figure	
Ball Joint					
1985-1981	(Powdered Metal Gusher Brg. For Better Lubrication) (Powdered Metal Gusher Brg. For Better Lubrication)	Upper Lower	K8194T ‡ K8195T ‡	2 2	F512 F512
Ball Joint Bushing Extractor and Installer					
1985-1982	Four Wheel Drive (4X4)	T40207	1		
Leaf Spring Bushing					
1985-1981	1-1/2" Outside Diameter X 2-29/32" Long	Front	SB317	2	
Leaf Spring Shackle Bushing					
1985-1981	1-1/2" Outside Diameter X 2-29/32" Long 1-1/2" Outside Diameter X 2-29/32" Long	Upper Rear Lower Rear	SB317 SB317	2 2	
1984-1981	1" Outside Diameter, 1.500" Length	Upper Rear	K3194	4	

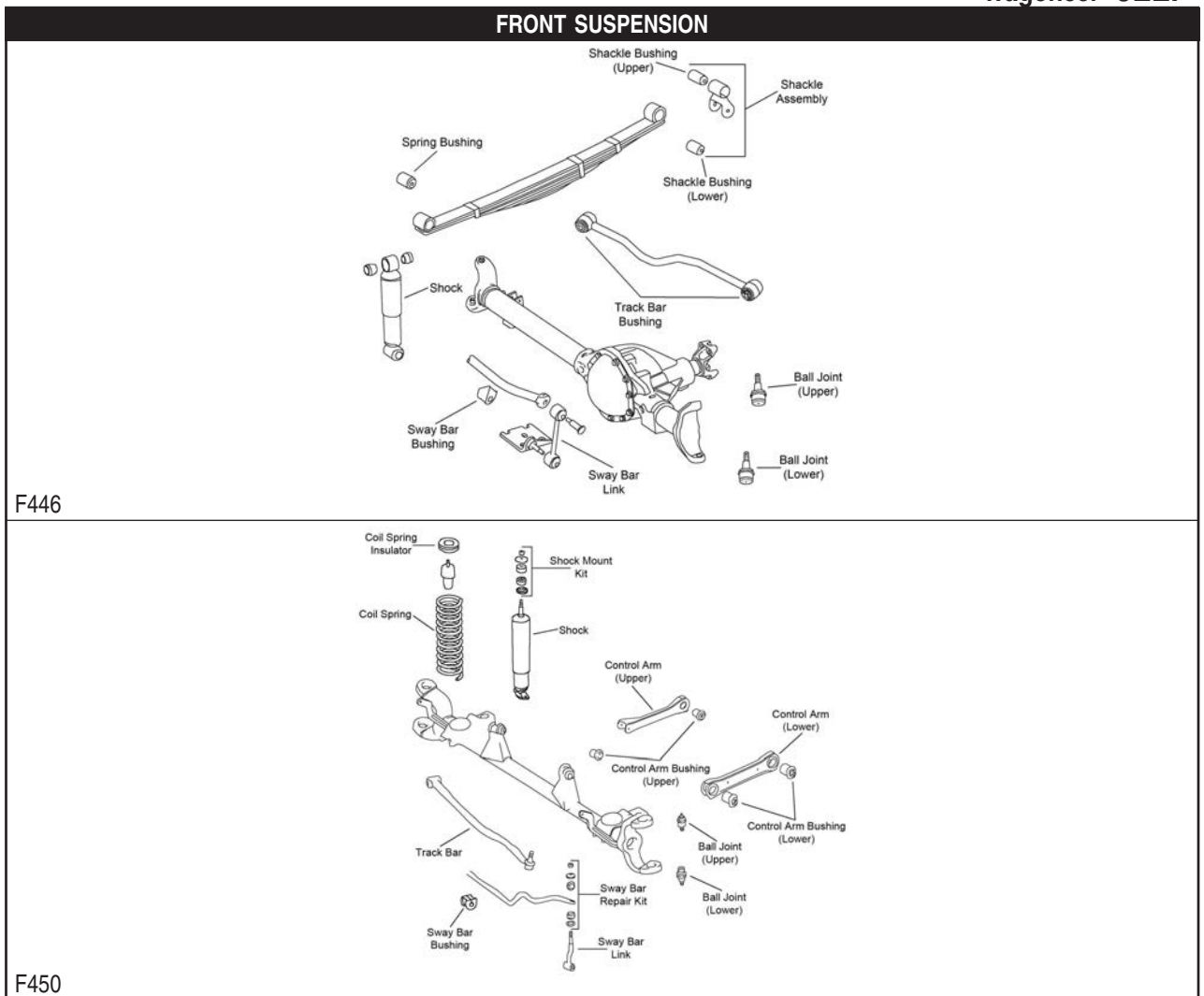
STEERING



S261

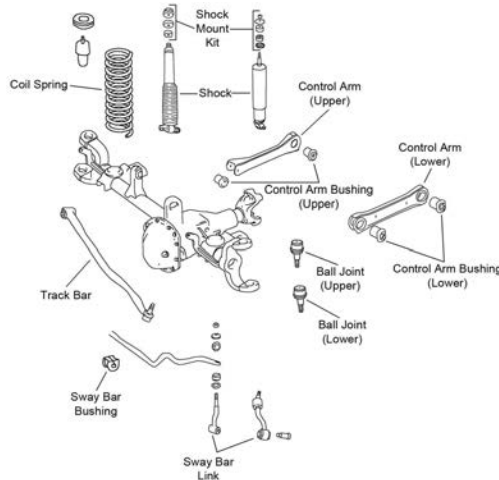
Year	Model/Application	Part	P/C Qty	Figure	
Drag Link Adjusting Sleeve					
1985-1981	4.72" Length	At Pitman Arm	ES2004S	2	S261
Drag Link Assembly					
1985-1981	(Powdered Metal Gusher Brg. For Better Lubrication)	At Pitman Arm	ES140R ‡	1	S261
Steering Damper Bellows					
1985-1984	(Super Trail Boss) (Trail Boss)	Front Front	SSD90 SSD68	1 1	S261 S261
1983-1981	Original Equipment Steering Damper, (Super Trail Boss) Original Equipment Steering Damper, (Trail Boss)	Front Front	SSD90 SSD68	1 1	S261 S261
Steering Damper Cylinder					
1985-1981	(Super Trail Boss) (Trail Boss)	Front Front	SSD85 SSD41	1 1	S261 S261

STEERING (Cont.)				
Year	Model/Application	Part	P/C Qty	Figure
Tie Rod Adjusting Sleeve				
1985-1981	40.12" Length	Steering Arm To Steering Arm	DS924S	1 S261
Tie Rod End				
1985-1982	24.64" Length, (Powdered Metal Gusher Brg. For Better Lubrication)	Right Outer, Pitman Arm To Steering Arm	DS1070 ‡	1 S261
1985-1981	(Powdered Metal Gusher Brg. For Better Lubrication)	Left Outer	ES140R ‡	1 S261
	(Powdered Metal Gusher Brg. For Better Lubrication)	Right Outer, Steering Arm To Steering Arm	ES62L ‡	1 S261
1983-1981	23.94" Length, (Powdered Metal Gusher Brg. For Better Lubrication)	Right Outer, Pitman Arm To Steering Arm	DS911 ‡	1 S261
REAR SUSPENSION				
Year	Model/Application	Part	P/C Qty	Figure
Leaf Spring Bushing				
1985-1981	1-1/2" Outside Diameter X 2-29/32" Long	Front	SB317	2



JEEP-Wagoneer (Cont.)

FRONT SUSPENSION (Cont.)



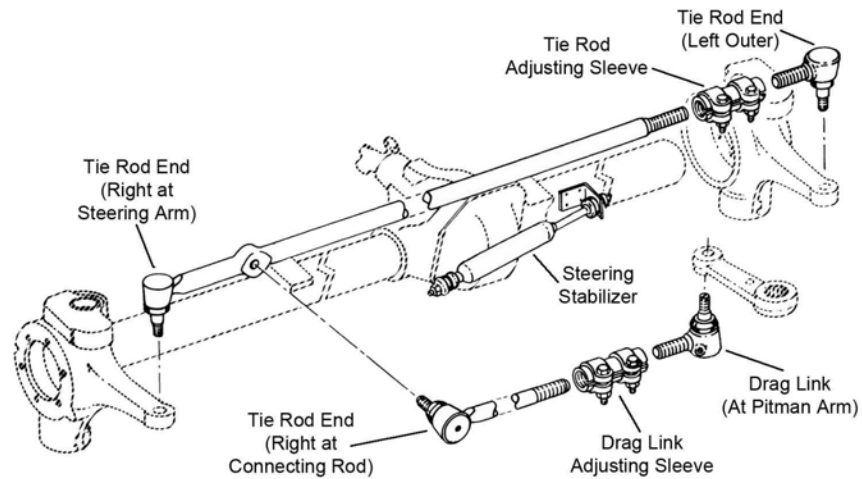
F451

Year	Model/Application	Part	P/C Qty	Figure
Ball Joint				
1990	(Powdered Metal Gusher Brg. For Better Lubrication, New Pre-Installed Integral Dust Boot Eases Installation, New And Original Designs Can Be Installed)	Lower	K3161T ‡	2 F450, F451
1990-1984	(Includes Patented Cover Plate Design For Tighter Tolerances) (Replaces OEM Offset To Provide 1 Degree +/- Camber/Caster) (Replaces OEM Offset To Provide 1/2 Degree +/- Camber/Caster) (Replaces OEM Offset To Provide 1-1/2 Degree +/- Camber/Caster) (Replaces OEM Offset To Provide 2 Degree +/- Camber/Caster) (Replaces OEM Offset To Provide 1-3/4 Degree +/- Caster/Camber, Powdered Metal Gusher Brg. For Better Lubrication)	Upper	K3134T ‡	2 F450, F451
		Upper	K100311	2 F450, F451
		Upper	K100056	2 F450, F451
		Upper	K100312	2 F450, F451
		Upper	K100198	2 F450, F451
		Lower	K7403 ‡	2 F450, F451
1989-1984	(Powdered Metal Gusher Brg. For Better Lubrication, New Pre-Installed Integral Dust Boot Eases Installation, New And Original Designs Can Be Installed)	Lower	K3137T ‡	2 F450, F451
1983-1974	(Powdered Metal Gusher Brg. For Better Lubrication) (Powdered Metal Gusher Brg. For Better Lubrication)	Upper	K8194T ‡	2 F446
		Lower	K8195T ‡	2 F446
Ball Joint Bushing Extractor and Installer				
1982-1974	Four Wheel Drive (4X4)		T40207	1
Ball Joint Bushing Sleeve Set				
1990-1984	(Use Only With Offset Ball Joints)		T40019	1
Control Arm				
1990-1984	(Contains Bushings) (R-Series)	Lower	CK660203 ‡	2 F450, F451
		Lower	RK660203	2 F450, F451
Control Arm Bushing				
1987-1984	(Contains Driver And Passenger Side Bushings)	Upper	K3166	2 F450, F451
Control Arm Bushing Set				
1990-1984	(Contains Front And Rear Bushings) (Contains Front And Rear Bushings, Standard Design) (Contains Front And Rear Bushings) (Contains Front And Rear Bushings, Standard Design)	Upper	K3162 ‡	1 F450, F451
		Upper	K3128	2 F450, F451
		Lower	K3164 ‡	1 F450, F451
		Lower	K3131	2 F450, F451
Leaf Spring Bushing				
1983-1979	2" Outside Diameter	Front	K200991	2 F446
1983-1974	1-1/2" Outside Diameter X 2-29/32" Long	Front	SB317	2 F446
Leaf Spring Shackle Bolt				
1973-1971	232(3.8L)	Lower	K150361	2 F446
1971	327(5.4L)	Lower	K150361	2 F446
Leaf Spring Shackle Bolt Kit				
1973-1971	232(3.8L)	Rear	K150307	4 F446
1971	327(5.4L)	Rear	K150307	4 F446
Leaf Spring Shackle Bushing				
1983-1977	1-1/4" Outside Diameter	Lower	SB319	2 F446
1983-1974	1-1/2" Outside Diameter X 2-29/32" Long 1-1/2" Outside Diameter X 2-29/32" Long	Upper Rear	SB317	2 F446
		Lower Rear	SB317	2 F446
1977-1974	1-1/2" Outside Diameter 1-1/4" Outside Diameter X 2-7/8" Long, (High Quality Elastomer For Durability And Performance)	Lower	K200994	2 F446
		Rear	K200129 ‡	4 F446
1971	Four Wheel Drive (4X4)	Lower	K200994	2 F446

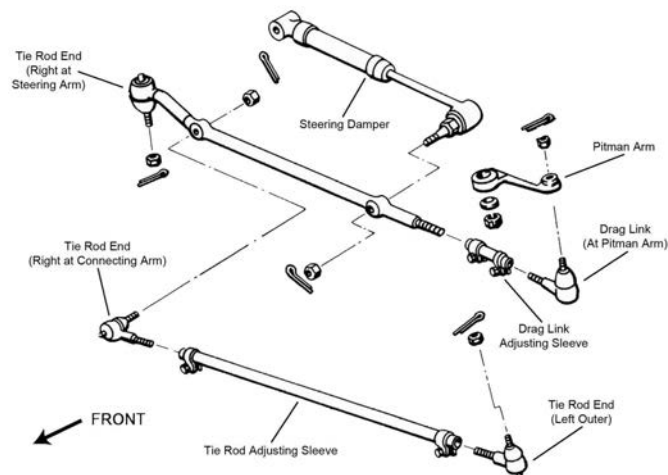
FRONT SUSPENSION (Cont.)

Year	Model/Application	Part	P/C Qty	Figure	
Sway Bar Bushing					
1990-1984	22mm Or 23mm Sway Bar Diameter	To Frame	K3168	1	F450, F451
	24mm Sway Bar Diameter, (Split Design For Easier Installation)	To Frame	K3170 ‡	1	F450, F451
	26mm Sway Bar Diameter, (Split Design For Easier Installation)	To Frame	K3171 ‡	1	F450, F451
	28mm Sway Bar Diameter	To Frame	K3172	1	F450, F451
Sway Bar Repair Kit					
1990-1984	(Bushing Kit)		K3150	2	F450, F451
	7-1/4" Length, (Complete Kit)		K3173	2	F450, F451
Track Bar					
1990-1984	(Includes Sunoloy-Coated Metal Bearing To Combine Durability With Smooth Stud Swing)		DS1147 ‡	1	F450, F451
Track Bar Bushing					
1990-1984	(1 Piece Design)		K3147	1	F450, F451
	(2 Piece Bushing Design Allows Easier Installation)		K3176 ‡	1	F450, F451
Wheel Hub & Bearing Assembly					
1990			513084	2	
1989-1984			513107	2	

STEERING



S260



S296

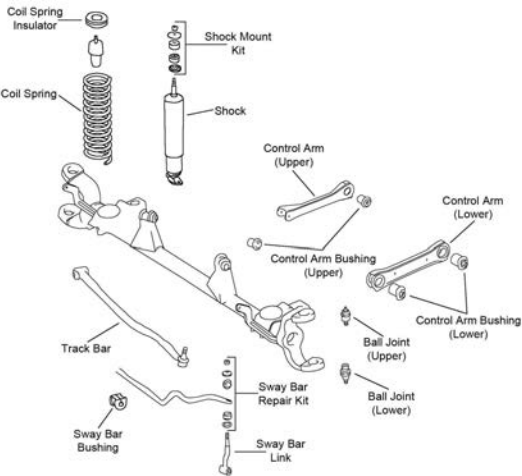
Year	Model/Application	Part	P/C Qty	Figure	
Drag Link Adjusting Sleeve					
1990-1988		At Pitman Arm	ES2080S	1	S296
1987-1984	5.00" Length	At Pitman Arm	ES2080S	1	S296
1983-1974		At Pitman Arm	ES362S	1	S260
Drag Link Assembly					
1983-1974	3.38" Length, (Powdered Metal Gusher Brg. For Better Lubrication)	At Pitman Arm	ES453L ‡	1	S260

JEEP-Wagoneer (Cont.)

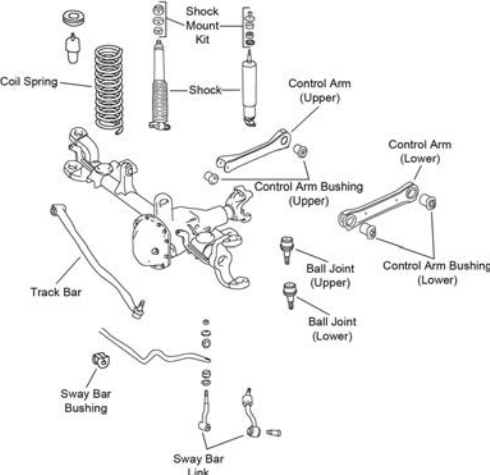
STEERING (Cont.)

Year	Model/Application	Part	P/C Qty	Figure
Steering Damper Bellows				
1990-1984	(Trail Boss)	Front	SSD68	1 S296
1983-1974	Original Equipment Steering Damper, (Super Trail Boss) Original Equipment Steering Damper, (Trail Boss)	Front	SSD90	1 S260
		Front	SSD68	1 S260
1973-1971	Except Original Equipment Steering Damper, (Super Trail Boss) Except Original Equipment Steering Damper, (Trail Boss)	Front	SSD90	1 S260
		Front	SSD68	1 S260
Steering Damper Cylinder				
1990-1984	(Large Bore Unit For Better Dampening And Durability, Super Trail Boss) (Trail Boss)	Front	SSD107 ‡	1 S296
		Front	SSD56	1 S296
1983-1974	Original Equipment Steering Damper, (Super Trail Boss) Original Equipment Steering Damper, (Trail Boss)	Front	SSD85	1 S260
		Front	SSD41	1 S260
1973	Except Original Equipment Steering Damper, (Super Trail Boss)	Front	SSD82	1 S260
1973-1971	Bolts To Leaf Spring Bracket, Cylinder Has Stud On Rod End & Eye Ring On Cylinder End, Original Equipment Steering Damper, (Trail Boss) Four Wheel Drive (4X4), Except Original Equipment Steering Damper, (Trail Boss)	Front	SSD54	1 S260
		Front	SSD48	1 S260
Steering Damper Kit				
1973-1971	Except Original Equipment Steering Damper, (Super Trail Boss) Except Original Equipment Steering Damper, (Trail Boss)	Front	SSD92	1 S260
		Front	SSD13	1 S260
Tie Rod Adjusting Sleeve				
1990-1984	36.41" Length		DS1045S	1 S296
1983-1974		Steering Arm To Steering Arm	ES362S	1 S260
1973-1971	11/16" - 18 Thread, 4.72" Length		ES2004S	1
Tie Rod End				
1990-1984	20mm Thread, (Right Hand Threads, Powdered Metal Gusher Brg. For Better Lubrication) 20mm, 4.33" Length, (Left Hand Threads, Powdered Metal Gusher Brg. For Better Lubrication) At Pitman Arm	Right At Steering Arm	DS1046 ‡	1 S296
		At Pitman Arm	ES2222L ‡	1 S296
1983-1974	22.11" Length, (Greaseable Socket Reduces Corrosion/Wear) Right At Connecting Rod 3.38" Length, (Powdered Metal Gusher Brg. For Better Lubrication) Left Outer 46.50" Length Right At Steering Arm	Right At Connecting Rod	DS897 ‡	1 S260
		Left Outer	ES452L ‡	1 S260
		Right At Steering Arm	DS895	1 S260
1973	Hollow Tube Axle, (Powdered Metal Gusher Brg. For Better Lubrication) At Pitman Arm, Left Inner		ES354L ‡	1 S260
1973-1971	(Powdered Metal Gusher Brg. For Better Lubrication) Left Outer, Steering Arm To Steering Arm 232(3.8L), Four Wheel Drive (4X4), 3.88" Length, (Powdered Metal Gusher Brg. For Better Lubrication) At Steering Arm, Right, Steering Arm To Steering Arm 258(4.2L), Four Wheel Drive (4X4), 3.88" Length, (Powdered Metal Gusher Brg. For Better Lubrication) At Steering Arm, Right, Steering Arm To Steering Arm 258(4.2L), Four Wheel Drive (4X4), Solid Adjusting Sleeve, 3.12" Length, (Powdered Metal Gusher Brg. For Better Lubrication) At Pitman Arm 360(5.9L), Four Wheel Drive (4X4), 3.88" Length, (Powdered Metal Gusher Brg. For Better Lubrication) At Steering Arm, Right, Steering Arm To Steering Arm 360(5.9L), Four Wheel Drive (4X4), Solid Adjusting Sleeve, 3.12" Length, (Powdered Metal Gusher Brg. For Better Lubrication) At Pitman Arm	Left Outer, Steering Arm To Steering Arm	ES354L ‡	1 S260
		At Steering Arm, Right, Steering Arm To Steering Arm	ES354R ‡	1 S260
		At Steering Arm, Right, Steering Arm To Steering Arm	ES354R ‡	1 S260
		At Pitman Arm	ES62L ‡	1 S260
		At Steering Arm, Right, Steering Arm To Steering Arm	ES354R ‡	1 S260
		At Pitman Arm	ES62L ‡	1 S260
		At Pitman Arm	ES62L ‡	1 S260
1972-1971	304(5.0L), Four Wheel Drive (4X4), 3.88" Length, (Powdered Metal Gusher Brg. For Better Lubrication) At Steering Arm, Right, Steering Arm To Steering Arm 304(5.0L), Four Wheel Drive (4X4), Solid Adjusting Sleeve, 3.12" Length, (Powdered Metal Gusher Brg. For Better Lubrication) At Pitman Arm	At Steering Arm, Right, Steering Arm To Steering Arm	ES354R ‡	1 S260
		At Pitman Arm	ES62L ‡	1 S260
1971	(Powdered Metal Gusher Brg. For Better Lubrication) At Pitman Arm, Left Inner Two Wheel Drive (4x2), I-Beam Front Axle, (Powdered Metal Gusher Brg. For Better Lubrication) Left Outer Two Wheel Drive (4x2), I-Beam Front Axle, (Powdered Metal Gusher Brg. For Better Lubrication) Right Inner 232(3.8L), Four Wheel Drive (4X4), 3.88" Length, (Powdered Metal Gusher Brg. For Better Lubrication) At Pitman Arm 327(5.4L), Four Wheel Drive (4X4), 3.88" Length, (Powdered Metal Gusher Brg. For Better Lubrication) At Pitman Arm 327(5.4L), Four Wheel Drive (4X4), 3.88" Length, (Powdered Metal Gusher Brg. For Better Lubrication) At Steering Arm, Right, Steering Arm To Steering Arm 350(5.7L), Four Wheel Drive (4X4), 3.88" Length, (Powdered Metal Gusher Brg. For Better Lubrication) At Pitman Arm 350(5.7L), Four Wheel Drive (4X4), 3.88" Length, (Powdered Metal Gusher Brg. For Better Lubrication) At Steering Arm, Right, Steering Arm To Steering Arm	At Pitman Arm, Left Inner	ES354L ‡	1 S260
		Left Outer	ES354R ‡	1 S260
		Right Inner	ES354R ‡	1 S260
		At Pitman Arm	ES354R ‡	1 S260
		At Pitman Arm	ES354R ‡	1 S260
		At Steering Arm, Right, Steering Arm To Steering Arm	ES354R ‡	1 S260
		At Pitman Arm	ES354R ‡	1 S260
		At Pitman Arm	ES354R ‡	1 S260
		At Steering Arm, Right, Steering Arm To Steering Arm	ES354R ‡	1 S260
		At Pitman Arm	ES354R ‡	1 S260
		At Steering Arm, Right, Steering Arm To Steering Arm	ES354R ‡	1 S260

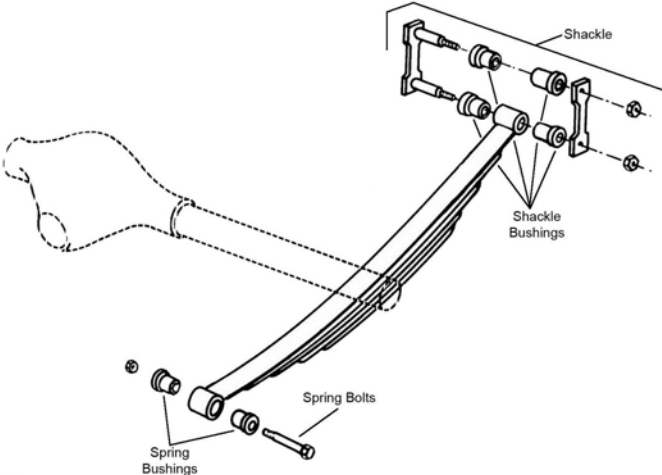
REAR SUSPENSION



F450



F451



R309

Year	Model/Application	Part	P/C Qty	Figure
Leaf Spring Bolt				
1973-1971	232(3.8L)	Upper Front	K150361	2 R309
1971	327(5.4L)	Upper Front	K150361	2 R309
Leaf Spring Bushing				
1990-1984		Front	SB371	2 R309
1983-1976	1-1/2" Outside Diameter X 2-29/32" Long	Front	SB317	2 R309
	2" Outside Diameter	Front	K200991	2 R309

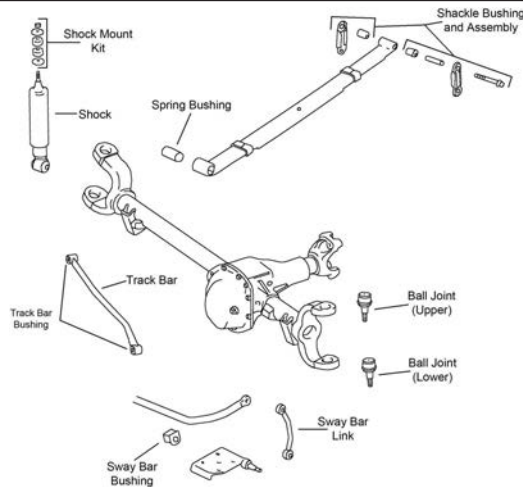
JEEP-Wagoneer (Cont.)

REAR SUSPENSION (Cont.)

Year	Model/Application	Part	P/C Qty	Figure	
Leaf Spring Bushing					
1975-1974		Front	K201048	2	R309
Leaf Spring Shackle					
1990-1984	(Contains Shackle, Nuts, Bolts & Bushing, New Part - Pending Availability)	Rear	K150405	2	R309
Leaf Spring Shackle Bushing					
1990-1984		Upper	SB372	2	R309
1983-1974		Upper	SB319	2	R309
1975-1971		Lower	K201009	2	R309
Sway Bar Bushing					
1990-1984	16mm Sway Bar Diameter, (Split Design For Easier Installation)	To End	K3160 ‡	1	F450, F451
	16mm Sway Bar Diameter, (Split Design For Easier Installation)	To Frame	K3160 ‡	1	F450, F451

JEEP-Wrangler

FRONT SUSPENSION



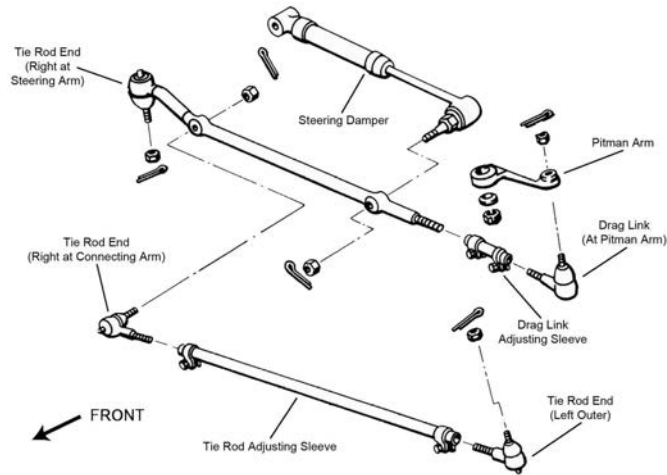
F448

Year	Model/Application	Part	P/C Qty	Figure	
Ball Joint					
1990	(Powdered Metal Gusher Brg. For Better Lubrication, New Pre-Installed Integral Dust Boot Eases Installation, New And Original Designs Can Be Installed)	Lower	K3161T ‡	2	F448
1990-1987	(Includes Patented Cover Plate Design For Tighter Tolerances) (Replaces OEM Offset To Provide 1 Degree +/- Camber/Caster) (Replaces OEM Offset To Provide 1/2 Degree +/- Camber/Caster) (Replaces OEM Offset To Provide 1-1/2 Degree +/- Camber/Caster) (Replaces OEM Offset To Provide 2 Degree +/- Camber/Caster) (Replaces OEM Offset To Provide 1-3/4 Degree +/- Caster/Camber, Powdered Metal Gusher Brg. For Better Lubrication)	Upper	K3134T ‡	2	F448
		Upper	K100311	2	F448
		Upper	K100056	2	F448
		Upper	K100312	2	F448
		Upper	K100198	2	F448
		Lower	K7403 ‡	2	F448
1989-1987	(Powdered Metal Gusher Brg. For Better Lubrication, New Pre-Installed Integral Dust Boot Eases Installation, New And Original Designs Can Be Installed)	Lower	K3137T ‡	2	F448
Ball Joint Bushing Sleeve Set					
1990-1989	Four Wheel Drive (4X4), (Use Only With Offset Ball Joints)		T40019	1	
Leaf Spring Bushing					
1990-1987	Four Wheel Drive (4X4)	Front	SB373	2	F448
Leaf Spring Shackle Bushing					
1990-1987		Upper Rear	SB376	2	F448
		Lower Rear	SB376	2	F448
Sway Bar Bushing					
1990-1987	22mm Or 23mm Sway Bar Diameter 24mm Sway Bar Diameter, (Split Design For Easier Installation) 26mm Sway Bar Diameter, (Split Design For Easier Installation) 28mm Sway Bar Diameter	To Frame	K3168	1	F448
		To Frame	K3170 ‡	1	F448
		To Frame	K3171 ‡	1	F448
		To Frame	K3172	1	F448
Sway Bar Link					
1990-1987			K3200	2	F448
Sway Bar Repair Kit					
1990-1987	(Contains Bushings Only)		K90027	2	F448

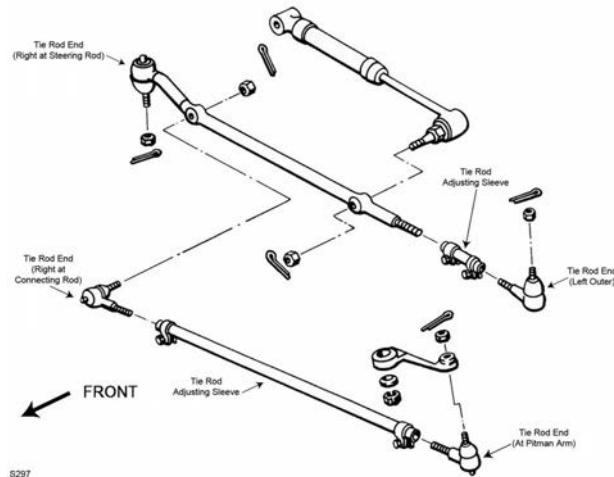
FRONT SUSPENSION (Cont.)

Year	Model/Application	Part	P/C Qty	Figure
Track Bar				
1990-1987	Four Wheel Drive (4X4)	DS1422	1	F448
Track Bar Bushing				
1990-1987	Four Wheel Drive (4X4), (2 Piece Design, Design Allows Ease Of Installation)	K3175 ‡	2	F448
Wheel Hub & Bearing Assembly				
1990		513084	2	
1989-1987		513107	2	

STEERING



S296



S297

Year	Model/Application	Part	P/C Qty	Figure
Steering Damper Bellows				
1990-1987	(Trail Boss)	Front SSD68	1	S297
Steering Damper Cylinder				
1990-1987	(Large Bore Unit For Better Dampening And Durability, Super Trail Boss)	Front SSD107 ‡	1	S296
	(Trail Boss)	Front SSD56	1	S296
Tie Rod Adjusting Sleeve				
1990-1987	25.90" Length	DS1051S	1	S297
	4.50" Length	ES2323S	1	S297
Tie Rod End				
1990-1987	At Steering Arm, Right, Steering Arm To Steering Arm	DS1050	1	S297

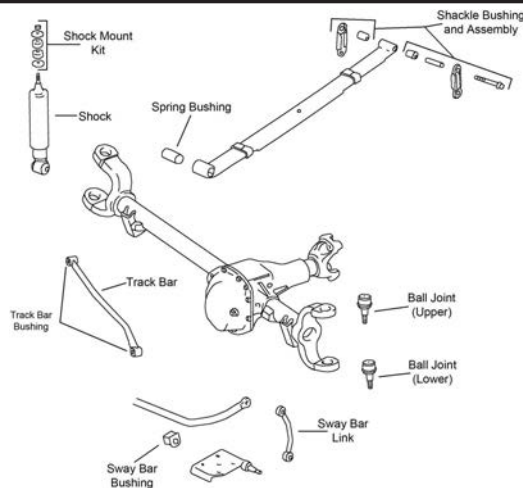
JEEP-Wrangler (Cont.)

REAR SUSPENSION

Year	Model/Application	Part	P/C Qty	Figure
Leaf Spring Bushing				
1990-1987	Four Wheel Drive (4X4)	Front	SB373	2
Leaf Spring Shackle Bushing				
1990-1987		Upper Rear Lower Rear	SB376 SB376	2 2
Track Bar				
1990-1987	Four Wheel Drive (4X4)		DS1421	1
Track Bar Bushing				
1990-1987	(2 Piece Design, Design Allows Ease Of Installation)		K3175 ‡	2

JEEP-YJ

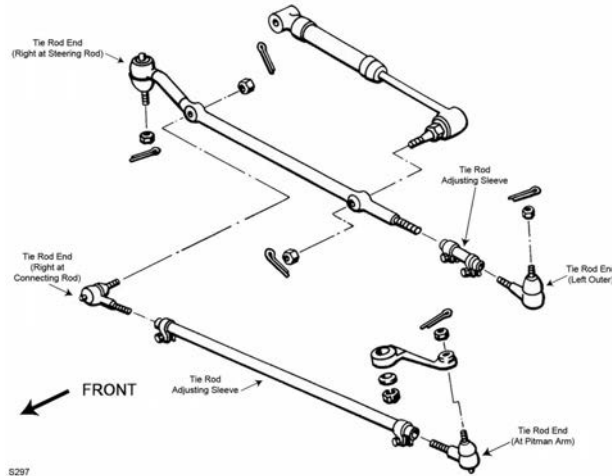
FRONT SUSPENSION



F448

Year	Model/Application	Part	P/C Qty	Figure
Ball Joint				
1990-1987	(Replaces OEM Offset To Provide 1 Degree +/- Camber/Caster)	Upper	K100311	2
	(Replaces OEM Offset To Provide 1/2 Degree +/- Camber/Caster)	Upper	K100056	2
	(Replaces OEM Offset To Provide 1-1/2 Degree +/- Camber/Caster)	Upper	K100312	2
	(Replaces OEM Offset To Provide 2 Degree +/- Camber/Caster)	Upper	K100198	2
	(Replaces OEM Offset To Provide 1-3/4 Degree +/- Caster/Camber, Powdered Metal Gusher Brg. For Better Lubrication)	Lower	K7403 ‡	2
Ball Joint Bushing Sleeve Set				
1990	Four Wheel Drive (4X4), (Use Only With Offset Ball Joints)		T40019	1
Leaf Spring Bushing				
1990-1987	Four Wheel Drive (4X4)	Front	SB373	2
Sway Bar Bushing				
1990-1987	22mm Or 23mm Sway Bar Diameter	To Frame	K3168	1
	24mm Sway Bar Diameter, (Split Design For Easier Installation)	To Frame	K3170 ‡	1
	26mm Sway Bar Diameter, (Split Design For Easier Installation)	To Frame	K3171 ‡	1
	28mm Sway Bar Diameter	To Frame	K3172	1
Sway Bar Link				
1990-1987			K3200	2
Track Bar				
1990-1987	Four Wheel Drive (4X4)		DS1422	1
Track Bar Bushing				
1990-1987	Four Wheel Drive (4X4), (2 Piece Design, Design Allows Ease Of Installation)		K3175 ‡	2

STEERING

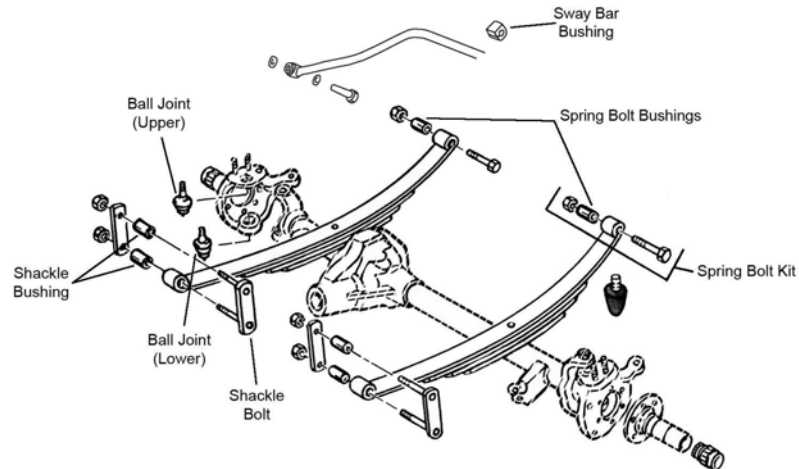


S297

Year	Model/Application	Part	P/C Qty	Figure
Tie Rod Adjusting Sleeve				
1990-1987	25.90" Length 4.50" Length	DS1051S ES2323S	1 1	S297 S297
Tie Rod End				
1990-1987	At Steering Arm, Right, Steering Arm To Steering Arm	DS1050	1	S297
REAR SUSPENSION				
Year	Model/Application	Part	P/C Qty	Figure
Leaf Spring Bushing				
1990-1987	Four Wheel Drive (4X4)	Front SB373	2	
Track Bar				
1990-1987	Four Wheel Drive (4X4)	DS1421	1	
Track Bar Bushing				
1990-1987	(2 Piece Design, Design Allows Ease Of Installation)	K3175 ‡	2	

6-230-KAISER-JEEP CORPORATION

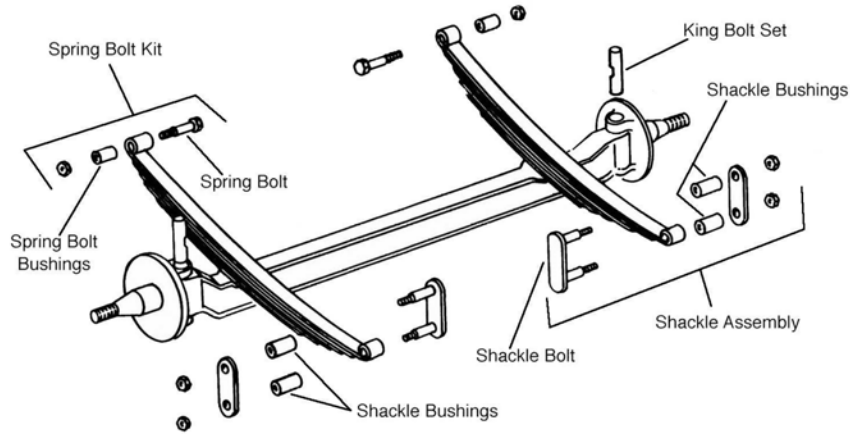
FRONT SUSPENSION



F512

KAISER-JEEP CORPORATION-6-230 (Cont.)

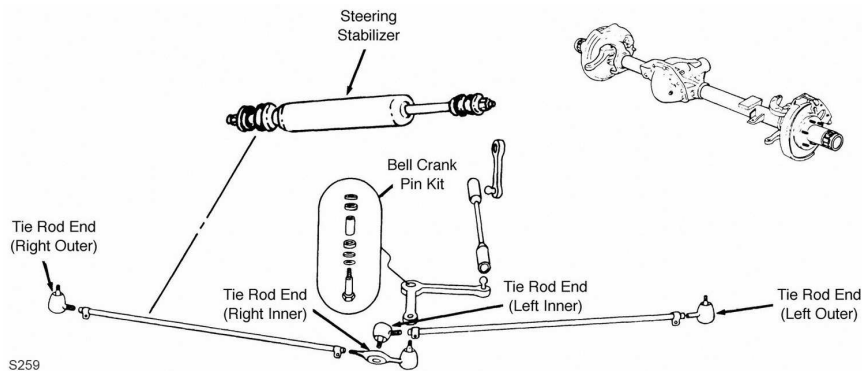
FRONT SUSPENSION (Cont.)



F513

Year	Model/Application	Part	P/C Qty	Figure
King Bolt Set				
1965-1963	2 Dr. Delivery Sedan, Two Wheel Drive (4x2), I-Beam Front Axle, .8025" X 5.562", (Contains Metal Bushing)	8363B	1	F513
	2 Dr. Delivery Sedan, 2 Dr. Utility, Transverse Spring Suspension, Two Wheel Drive (4x2), .7410" X 4.562", (Contains Metal Bushing)	8325B	1	F513
Leaf Spring Bushing				
1965-1963	2 Dr. Delivery Sedan, Four Wheel Drive (4X4)	Rear K200993	2	F512
	2 Dr. Delivery Sedan, Two Wheel Drive (4x2), I-Beam Front Axle	Rear K200993	2	F513
	Pickup (2 Dr.)	Rear K200993	2	F512, F513
Leaf Spring Shackle Bolt				
1965-1963	2 Dr. Delivery Sedan, Except Transverse Spring Suspension, (Requires Use With Non-Threaded Shackle)	K150352	4	F513
	2 Dr. Utility, (Requires Use With Non-Threaded Shackle)	K150352	4	F513
	Pickup (2 Dr.), (Requires Use With Non-Threaded Shackle)	K150352	4	F512, F513
Leaf Spring Shackle Bushing				
1965-1963	2 Dr. Utility, (Requires Use With Non-Threaded Shackle)	K200927	4	F513
	Pickup (2 Dr.), (Requires Use With Non-Threaded Shackle)	K200927	4	F512, F513
1964-1963	2 Dr. Delivery Sedan, Except Transverse Spring Suspension, (Requires Use With Non-Threaded Shackle)	K200927	4	F513

STEERING

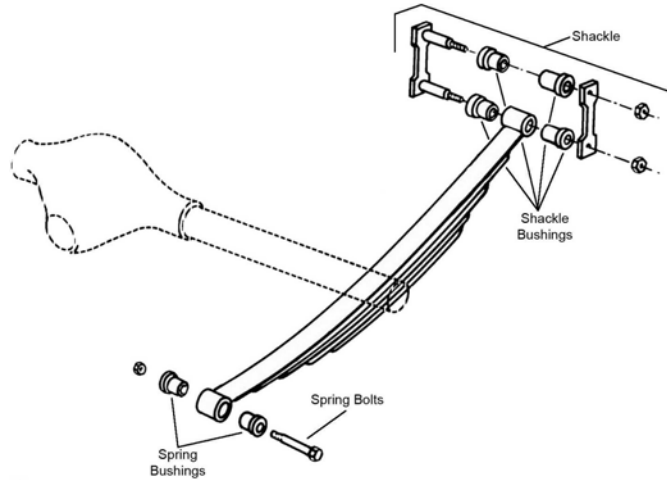


S259

Year	Model/Application	Part	P/C Qty	Figure
Tie Rod End				
1965-1963	Four Wheel Drive (4X4), (Powdered Metal Gusher Brg. For Better Lubrication)	Left Outer ES62L ‡	1	S259

(Cont.) 6-230-KAISER-JEEP CORPORATION

REAR SUSPENSION

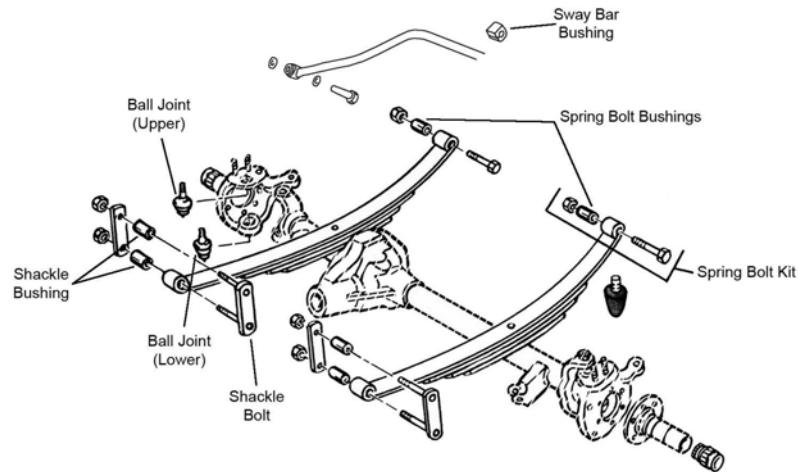


R309

Year	Model/Application	Part	P/C Qty	Figure
Leaf Spring Bushing				
1965-1963	2 Dr. Utility, (Flat Head Bushing) Pickup (2 Dr.)	Front Front	4 2	R309 R309
Leaf Spring Shackle Bushing				
1965-1963	2 Dr. Utility, (Flat Head Bushing) Pickup (2 Dr.)		8 4	R309 R309

CJ Series-KAISER-JEEP CORPORATION

FRONT SUSPENSION



F512

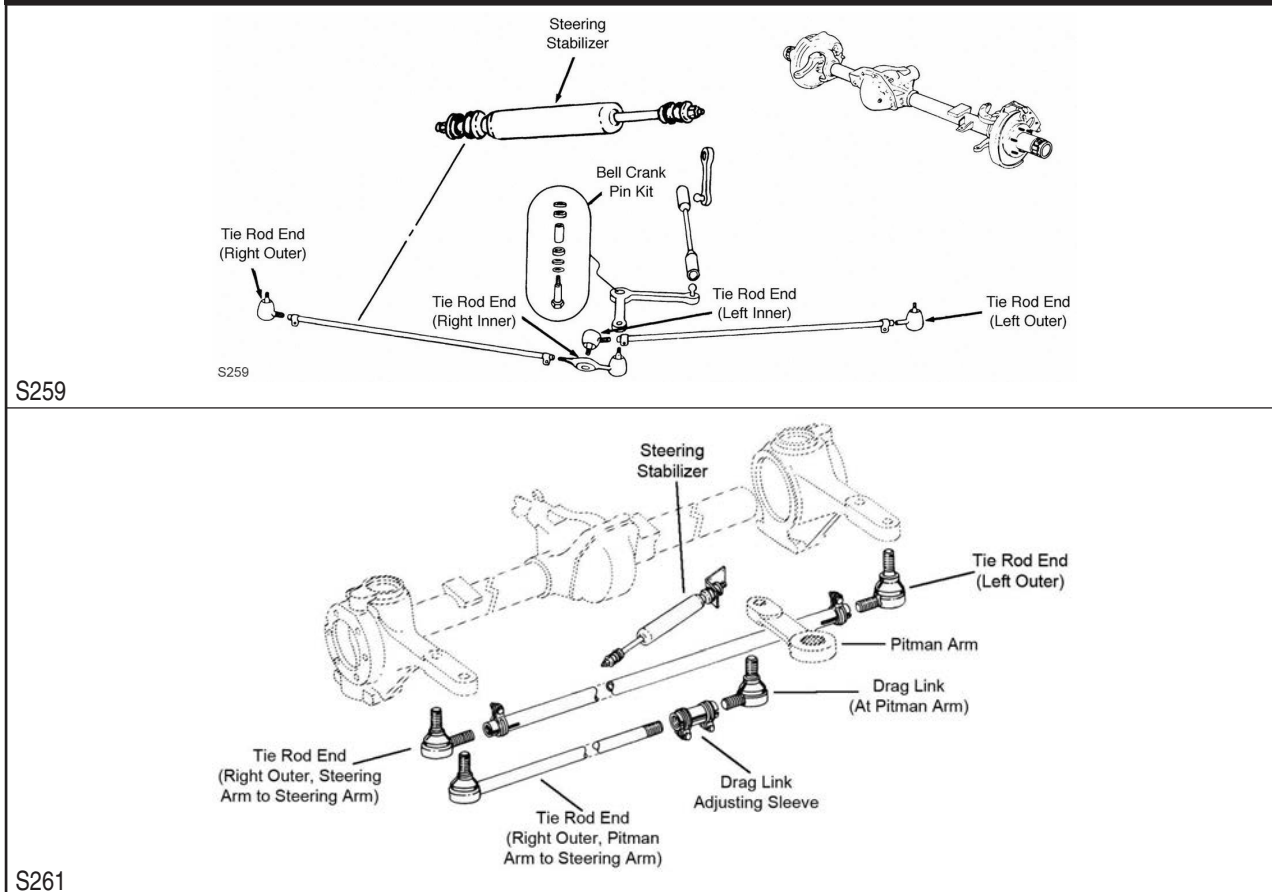
Year	Model/Application	Part	P/C Qty	Figure
CJ3B				
Leaf Spring Shackle Bolt				
1966-1963	(Requires Use With Non-Threaded Shackle)		4	F512
CJ5				
Leaf Spring Shackle Bolt				
1970-1963	(Requires Use With Non-Threaded Shackle)		4	F512
CJ5A				
King Bolt Set				
1965-1964	2 Dr. Delivery Sedan, 2 Dr. Station Wagon, 4 Dr. Station Wagon, 4 Dr. Utility, Mixer Chassis, Sport Utility Vehicle (4 Dr.), Two Wheel Drive (4x2), I-Beam Front Axle, .8025" X 5.562", (Contains Metal Bushing)		1	
Leaf Spring Shackle Bolt				
1965-1964	(Requires Use With Non-Threaded Shackle)		4	F512

KAISER-JEEP CORPORATION-CJ Series (Cont.)

FRONT SUSPENSION (Cont.)

Year	Model/Application	Part	P/C Qty	Figure
CJ5A				
Leaf Spring Shackle Bushing				
1965-1964	(Requires Use With Non-Threaded Shackle)	K200927	4	F512
CJ6				
King Bolt Set				
1962	Hollow Tube Axle, 1.1090" X 6.812", (Contains Metal Bushing) I-Beam Front Axle, .8025" X 5.562", (Contains Metal Bushing)	8520B 8363B	1 1	
Leaf Spring Shackle Bolt				
1966-1963	(Requires Use With Non-Threaded Shackle)	K150352	4	F512
CJ6A				
King Bolt Set				
1965-1964	2 Dr. Delivery Sedan, 2 Dr. Station Wagon, 4 Dr. Station Wagon, 4 Dr. Utility, Mixer Chassis, Sport Utility Vehicle (4 Dr.), Two Wheel Drive (4x2), I-Beam Front Axle, .8025" X 5.562", (Contains Metal Bushing)	8363B	1	
Leaf Spring Shackle Bolt				
1965-1964	(Requires Use With Non-Threaded Shackle)	K150352	4	F512
Leaf Spring Shackle Bushing				
1965-1964	(Requires Use With Non-Threaded Shackle)	K200927	4	F512

STEERING



Year	Model/Application	Part	P/C Qty	Figure
CJ3B				
Tie Rod End				
1966-1963	(Powdered Metal Gusher Brg. For Better Lubrication) (Powdered Metal Gusher Brg. For Better Lubrication) (Powdered Metal Gusher Brg. For Better Lubrication) At Connecting Rod, Left Inner, Steering Arm To Connecting Rod	Left Outer Right Outer ES140R ‡	1 1 1	S259 S259 S259

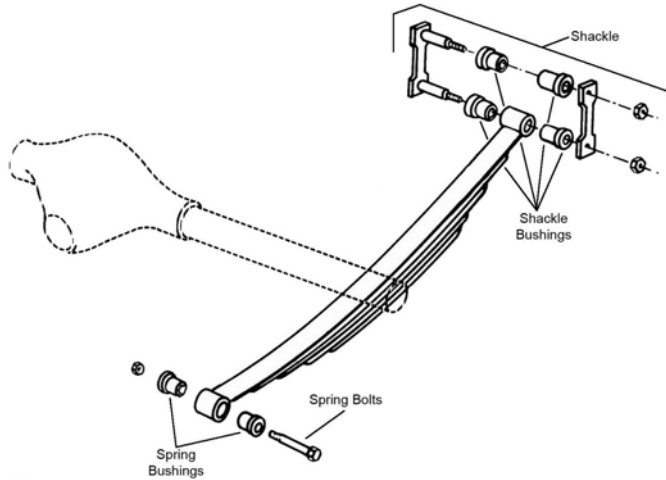
(Cont.) CJ Series-KAISER-JEEP CORPORATION

STEERING (Cont.)

Year	Model/Application	Part	P/C Qty	Figure
CJ5				
Steering Damper Bellows				
1970-1966	Except Original Equipment Steering Damper, (Trail Boss)	Front	SSD68	1 S261
Steering Damper Cylinder				
1970-1966	Bolts To Leaf Spring Bracket, Cylinder Has Stud On Rod End & Eye Ring On Cylinder End, Original Equipment Steering Damper, (Trail Boss)	Front	SSD54	1 S261
		Front	SSD42	1 S261
Except Original Equipment Steering Damper, (Trail Boss)				
Steering Damper Kit				
1970-1966	Except Original Equipment Steering Damper, (Super Trail Boss)	Front	SSD99	1 S261
Tie Rod End				
1970-1966	(Powdered Metal Gusher Brg. For Better Lubrication)	Right Outer	ES140R ‡	1 S259
	(Powdered Metal Gusher Brg. For Better Lubrication)			
		At Connecting Rod, Left Inner, Steering Arm To Connecting Rod	ES140R ‡	1 S259
1970-1963	(Powdered Metal Gusher Brg. For Better Lubrication)	Left Outer	ES62L ‡	1 S259
CJ5A				
Steering Damper Bellows				
1968-1966	Except Original Equipment Steering Damper, (Trail Boss)	Front	SSD68	1
Steering Damper Cylinder				
1968-1966	Bolts To Leaf Spring Bracket, Cylinder Has Stud On Rod End & Eye Ring On Cylinder End, Original Equipment Steering Damper, (Trail Boss)	Front	SSD54	1
		Front	SSD42	1
Except Original Equipment Steering Damper, (Trail Boss)				
Steering Damper Kit				
1968-1966	Except Original Equipment Steering Damper, (Super Trail Boss)	Front	SSD99	1
Tie Rod End				
1968-1966	(Powdered Metal Gusher Brg. For Better Lubrication)	Left Outer	ES62L ‡	1
	(Powdered Metal Gusher Brg. For Better Lubrication)	Right Outer	ES140R ‡	1
	(Powdered Metal Gusher Brg. For Better Lubrication)			
		At Connecting Rod, Left Inner, Steering Arm To Connecting Rod	ES140R ‡	1
CJ6				
Steering Damper Cylinder				
1962	Bolts To Leaf Spring Bracket, Cylinder Has Stud On Rod End & Eye Ring On Cylinder End, Original Equipment Steering Damper, (Trail Boss)		SSD54	1
Tie Rod End				
1968-1966	(Powdered Metal Gusher Brg. For Better Lubrication)	Right Outer	ES140R ‡	1 S259
	(Powdered Metal Gusher Brg. For Better Lubrication)			
		At Connecting Rod, Left Inner, Steering Arm To Connecting Rod	ES140R ‡	1 S259
1968-1963	(Powdered Metal Gusher Brg. For Better Lubrication)	Left Outer	ES62L ‡	1 S259
1962	Two Wheel Drive (4x2), (Powdered Metal Gusher Brg. For Better Lubrication)	Left Outer, Steering Arm To Steering Arm	ES62L ‡	1
	Two Wheel Drive (4x2), (Powdered Metal Gusher Brg. For Better Lubrication)	Right Outer, Steering Arm To Steering Arm	ES140R ‡	1
1961	Four Wheel Drive (4X4), (Powdered Metal Gusher Brg. For Better Lubrication)	Left Outer	ES62L ‡	1
	Four Wheel Drive (4X4), (Powdered Metal Gusher Brg. For Better Lubrication)	Right Outer	ES140R ‡	1
	Four Wheel Drive (4X4), (Powdered Metal Gusher Brg. For Better Lubrication)	Left Inner	ES140R ‡	1
CJ6A				
Tie Rod End				
1968-1966	(Powdered Metal Gusher Brg. For Better Lubrication)	Left Outer	ES62L ‡	1
	(Powdered Metal Gusher Brg. For Better Lubrication)	Right Outer	ES140R ‡	1
	(Powdered Metal Gusher Brg. For Better Lubrication)			
		At Connecting Rod, Left Inner, Steering Arm To Connecting Rod	ES140R ‡	1

KAISER-JEEP CORPORATION-CJ Series (Cont.)

REAR SUSPENSION

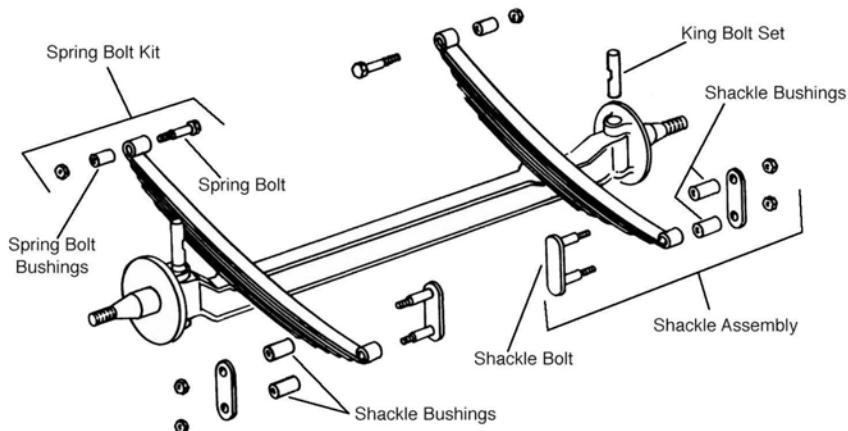


R309

Year	Model/Application	Part	P/C Qty	Figure	
CJ3B					
Leaf Spring Bolt Kit					
1965-1963		Front	K150307	4	R309
Leaf Spring Bushing					
1965-1963		Front	K200993	2	R309
Leaf Spring Shackle Bolt					
1965-1963	(Non-Threaded Type)		K150352	4	R309
CJ5					
Leaf Spring Shackle Bolt					
1965-1963	(Non-Threaded Type)		K150352	4	R309
CJ6					
Leaf Spring Shackle Bolt					
1965-1963	(Non-Threaded Type)		K150352	4	R309

KAISER-JEEP CORPORATION-DJ Series

FRONT SUSPENSION



F513

Year	Model/Application	Part	P/C Qty	Figure	
DJ3A					
King Bolt Set					
1966-1963	Clark Axle, Postal Vehicle, .8030" X 5.125", (Contains Metal Bushing)		8561B	1	
1965-1961	.8025" X 5.562", (Contains Metal Bushing)		8363B	1	F513
Leaf Spring Bolt					
1965-1963			K150361	2	F513

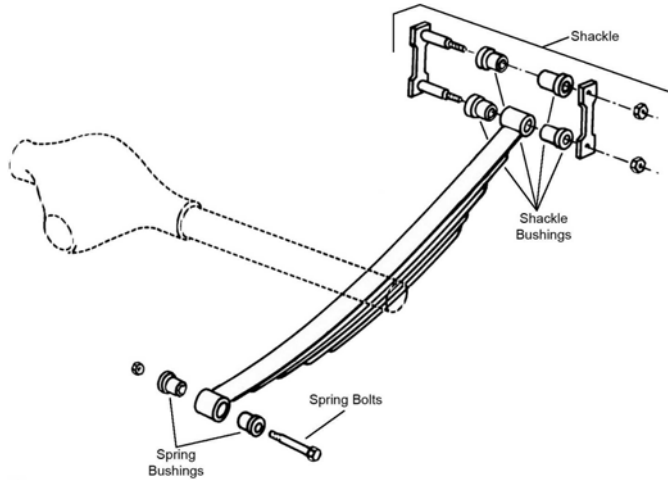
(Cont.) DJ Series-KAISER-JEEP CORPORATION

FRONT SUSPENSION (Cont.)

Year	Model/Application	Part	P/C Qty	Figure
DJ3A				
Leaf Spring Bolt Kit				
1965-1963		Rear K150307	2	F513
Leaf Spring Bushing				
1965-1963		Rear K200993	2	F513
Leaf Spring Shackle Bolt				
1966-1963	(Requires Use With Non-Threaded Shackle)	K150352	4	F513
Leaf Spring Shackle Bushing				
1965-1963	(Requires Use With Non-Threaded Shackle)	K200927	4	F513
DJ5				
King Bolt Set				
1970-1966	Clark Axle, Postal Vehicle, .8030" X 5.125", (Contains Metal Bushing)	8561B	1	F513
1970-1965	I-Beam Front Axle, .8025" X 5.562", (Contains Metal Bushing)	8363B	1	F513
	Tube Axle, 1.1090" X 6.812", (Contains Nylon Bushing)	8493N	1	F513
Leaf Spring Shackle Bolt				
1970-1965	(Requires Use With Non-Threaded Shackle)	K150352	4	F513
DJ6				
King Bolt Set				
1970-1965	I-Beam Front Axle, .8025" X 5.562", (Contains Metal Bushing)	8363B	1	F513
	Tube Axle, 1.1090" X 6.812", (Contains Nylon Bushing)	8493N	1	F513
1968-1966	Clark Axle, Postal Vehicle, .8030" X 5.125", (Contains Metal Bushing)	8561B	1	
Leaf Spring Shackle Bolt				
1970-1965	(Requires Use With Non-Threaded Shackle)	K150352	4	F513
STEERING				
<p>The diagram illustrates the steering components. At the top center is the Steering Stabilizer. Below it is the Bell Crank Pin Kit. Four Tie Rod End components are shown: Right Outer, Right Inner, Left Inner, and Left Outer. A reference number S259 is located at the bottom left of the diagram area.</p>				
S259				
Year	Model/Application	Part	P/C Qty	Figure
DJ3A				
Tie Rod End				
1965-1963	(Powdered Metal Gusher Brg. For Better Lubrication)	Left Outer ES62L ‡	1	S259

KAISER-JEEP CORPORATION-DJ Series (Cont.)

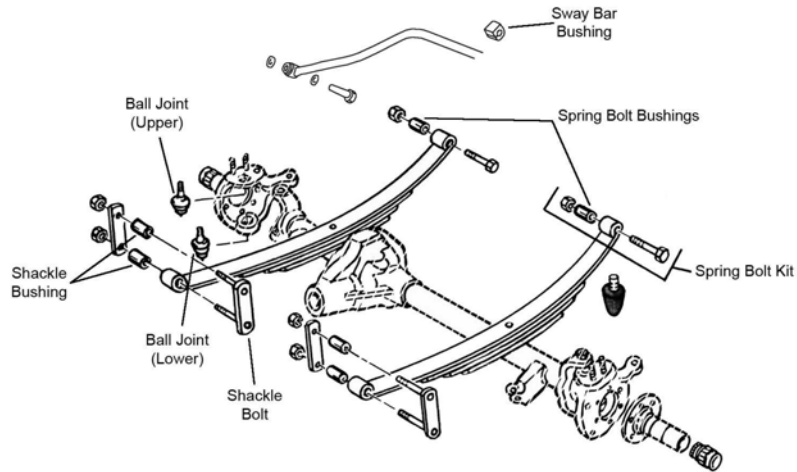
REAR SUSPENSION



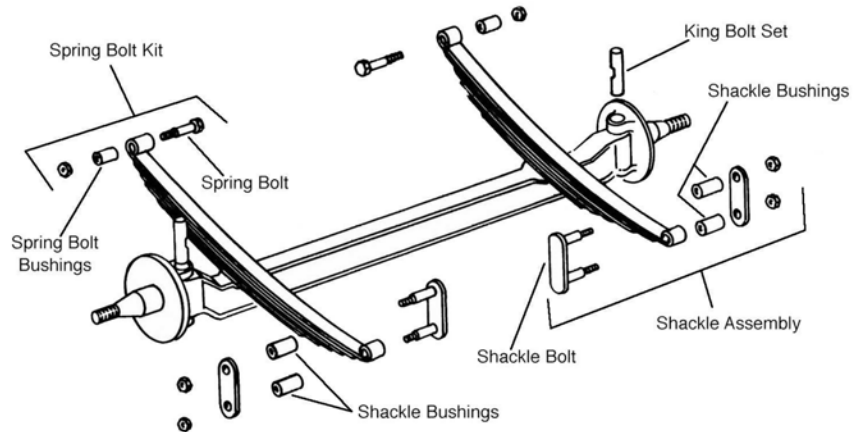
R309

Year	Model/Application	Part	P/C Qty	Figure
DJ3A				
Leaf Spring Bolt				
1966-1965		K150352	4	R309
Leaf Spring Bolt Kit				
1965-1963		Front K150307	2	R309
Leaf Spring Bushing				
1965-1963		Front K200993	2	R309
Leaf Spring Shackle Bolt				
1965-1963	(Non-Threaded Type)	K150352	4	R309
Leaf Spring Shackle Bushing				
1965-1963	(Requires Use With Non-Threaded Shackle)	K200927	4	R309
DJ5				
Leaf Spring Bolt				
1970-1965		K150352	4	R309
Leaf Spring Shackle Bushing				
1970-1965	(Requires Use With Non-Threaded Shackle)	K200927	4	R309
DJ6				
Leaf Spring Bolt				
1970-1965		K150352	4	R309
Leaf Spring Shackle Bushing				
1970-1965	(Requires Use With Non-Threaded Shackle)	K200927	4	R309

FRONT SUSPENSION



F512

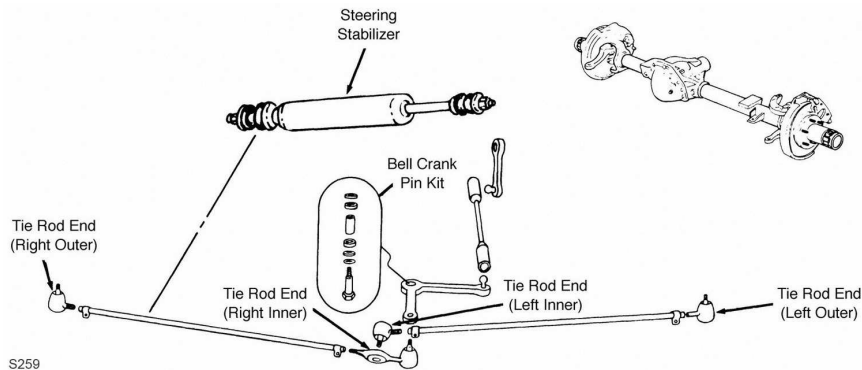


F513

Year	Model/Application	Part	P/C Qty	Figure
King Bolt Set				
1965-1963	2 Dr. Delivery Sedan, 2 Dr. Station Wagon, Two Wheel Drive (4x2), I-Beam Front Axle, .8025" X 5.562", (Contains Metal Bushing)	8363B	1	F513
	2 Dr. Delivery Sedan, 2 Dr. Station Wagon, Transverse Spring Suspension, Two Wheel Drive (4x2), .7410" X 4.562", (Contains Metal Bushing)	8325B	1	F513
Leaf Spring Bushing				
1965-1963	2 Dr. Delivery Sedan, Two Wheel Drive (4x2), I-Beam Front Axle	Rear K200993	2	F513
Leaf Spring Shackle Bolt				
1965-1963	2 Dr. Delivery Sedan, 2 Dr. Station Wagon, Except Transverse Spring Suspension, (Requires Use With Non-Threaded Shackle)	K150352	4	F513
	2 Dr. Utility, (Requires Use With Non-Threaded Shackle)	K150352	4	F513
	Pickup (2 Dr.), (Requires Use With Non-Threaded Shackle)	K150352	4	F512, F513
Leaf Spring Shackle Bushing				
1965-1963	Pickup (2 Dr.), (Requires Use With Non-Threaded Shackle)	K200927	4	F512, F513
1964-1963	2 Dr. Delivery Sedan, Except Transverse Spring Suspension, (Requires Use With Non-Threaded Shackle)	K200927	4	F513

KAISER-JEEP CORPORATION-F4-134 (Cont.)

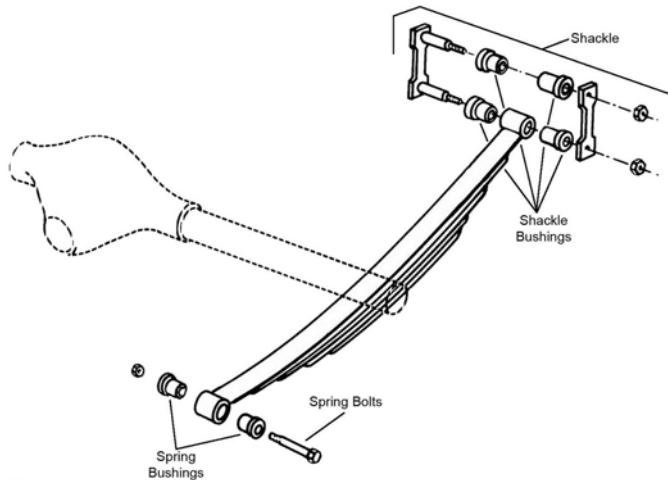
STEERING



S259

Year	Model/Application	Part	P/C Qty	Figure
Tie Rod End				
1965-1963	2 Dr. Delivery Sedan, 2 Dr. Station Wagon, Four Wheel Drive (4X4), (Powdered Metal Gusher Brg. For Better Lubrication)	Left Outer ES62L ‡	1	S259
	2 Dr. Utility, (Powdered Metal Gusher Brg. For Better Lubrication)	Left Outer ES62L ‡	1	S259

REAR SUSPENSION



R309

Year	Model/Application	Part	P/C Qty	Figure
Leaf Spring Bushing				
1965-1963	2 Dr. Utility, (Flat Head Bushing) Pickup (2 Dr.)	Front K201071	4	R309
		Front K201000	2	R309
Leaf Spring Shackle Bushing				
1965-1963	2 Dr. Utility, (Flat Head Bushing) Pickup (2 Dr.)	K201071	8	R309
		K201000	4	R309

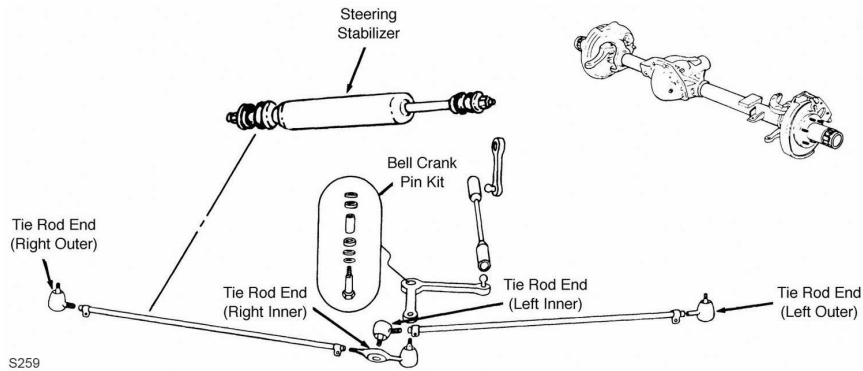
KAISER-JEEP CORPORATION-FC150

FRONT SUSPENSION

Year	Model/Application	Part	P/C Qty	Figure
Leaf Spring Shackle Bolt				
1964-1963	48" Tread, (Requires Use With Non-Threaded Shackle)	K150352	4	

(Cont.) FC150-KAISER-JEEP CORPORATION

STEERING

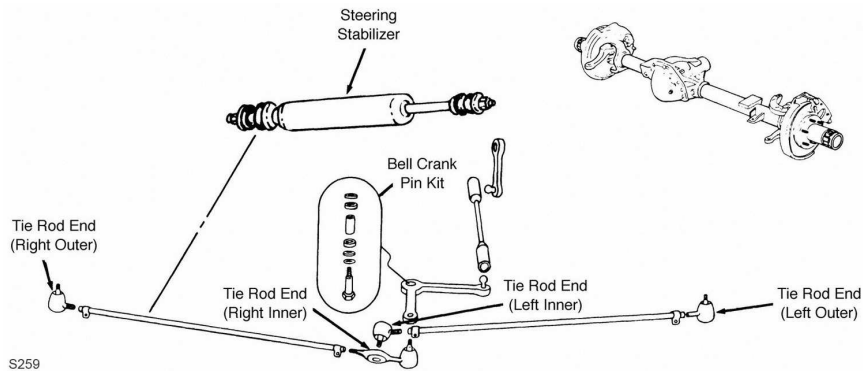


S259

Year	Model/Application	Part	P/C Qty	Figure
Tie Rod End				
1964-1963	Four Wheel Drive (4X4), 54" Tread, (Powdered Metal Gusher Brg. For Better Lubrication)	Left Inner	ES62L ‡	1 S259

FC170-KAISER-JEEP CORPORATION

STEERING

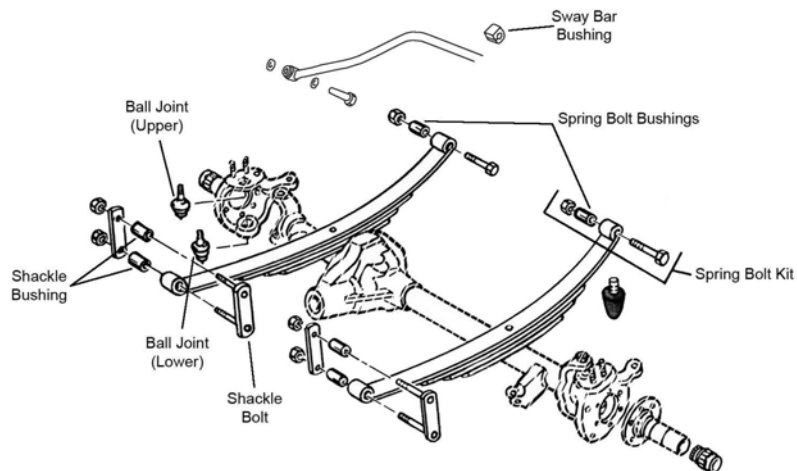


S259

Year	Model/Application	Part	P/C Qty	Figure
Tie Rod End				
1964-1963	Four Wheel Drive (4X4), (Powdered Metal Gusher Brg. For Better Lubrication)	Left Inner	ES62L ‡	1 S259

Gladiator-KAISER-JEEP CORPORATION

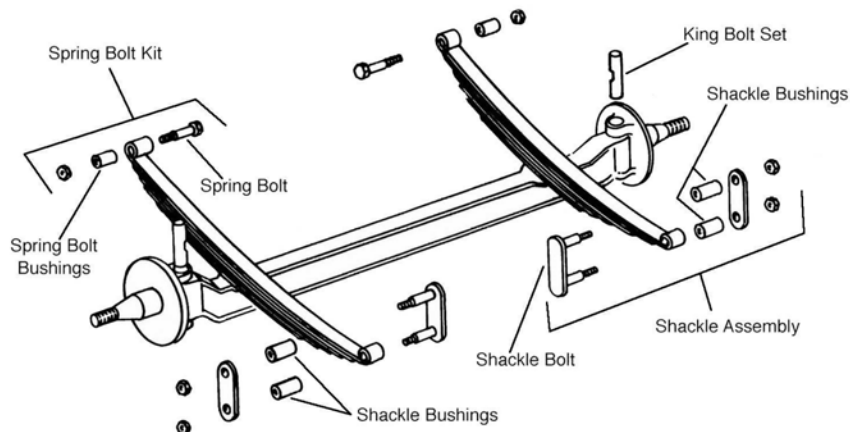
FRONT SUSPENSION



F512

KAISER-JEEP CORPORATION-Gladiator (Cont.)

FRONT SUSPENSION (Cont.)



F513

Year	Model/Application	Part	P/C Qty	Figure
Gladiator J200				
King Bolt Set				
1965-1963	Solid Front Axle, 1.1090" X 6.812", (Contains Metal Bushing)	8520B	1	F513
	Solid Front Axle, 1.1090" X 6.812", (Contains Nylon Bushing)	8493N	1	F513
Leaf Spring Bushing				
1965-1963	Pickup (2 Dr.)	Rear K200993	2	F512, F513
Leaf Spring Shackle Bolt				
1965-1963	2 Dr. Utility, 4 Dr. Utility, Sport Utility Vehicle (4 Dr.), (Requires Use With Non-Threaded Shackle)	K150352	4	F513
	Pickup (2 Dr.), (Requires Use With Non-Threaded Shackle)	K150352	4	F512, F513
Leaf Spring Shackle Bushing				
1965-1963	2 Dr. Utility, 4 Dr. Utility, Sport Utility Vehicle (4 Dr.), (Requires Use With Non-Threaded Shackle)	K200927	4	F513
	Pickup (2 Dr.), (Requires Use With Non-Threaded Shackle)	K200927	4	F512, F513
Gladiator J300				
King Bolt Set				
1965-1963	Solid Front Axle, 1.1090" X 6.812", (Contains Metal Bushing)	8520B	1	F513
	Solid Front Axle, 1.1090" X 6.812", (Contains Nylon Bushing)	8493N	1	F513
Leaf Spring Bushing				
1965-1963	Pickup (2 Dr.)	Rear K200993	2	F512, F513
Leaf Spring Shackle Bolt				
1965-1963	2 Dr. Utility, 4 Dr. Utility, Sport Utility Vehicle (4 Dr.), (Requires Use With Non-Threaded Shackle)	K150352	4	F513
	Pickup (2 Dr.), (Requires Use With Non-Threaded Shackle)	K150352	4	F512, F513
Leaf Spring Shackle Bushing				
1965-1963	2 Dr. Utility, 4 Dr. Utility, Sport Utility Vehicle (4 Dr.), (Requires Use With Non-Threaded Shackle)	K200927	4	F513
	Pickup (2 Dr.), (Requires Use With Non-Threaded Shackle)	K200927	4	F512, F513
Gladiator J2500				
King Bolt Set				
1970-1965	Solid Front Axle, 1.1090" X 6.812", (Contains Metal Bushing)	8520B	1	F513
	Solid Front Axle, 1.1090" X 6.812", (Contains Nylon Bushing)	8493N	1	F513
Leaf Spring Bushing				
1965	Pickup (2 Dr.)	Rear K200993	2	F512, F513
Leaf Spring Shackle Bolt				
1965	2 Dr. Utility, 4 Dr. Utility, Sport Utility Vehicle (4 Dr.), (Requires Use With Non-Threaded Shackle)	K150352	4	F513
	Pickup (2 Dr.), (Requires Use With Non-Threaded Shackle)	K150352	4	F512, F513
Leaf Spring Shackle Bushing				
1965	2 Dr. Utility, 4 Dr. Utility, Sport Utility Vehicle (4 Dr.), (Requires Use With Non-Threaded Shackle)	K200927	4	F513
	Pickup (2 Dr.), (Requires Use With Non-Threaded Shackle)	K200927	4	F512, F513
Gladiator J2600				
King Bolt Set				
1970-1965	Solid Front Axle, 1.1090" X 6.812", (Contains Metal Bushing)	8520B	1	F513
	Solid Front Axle, 1.1090" X 6.812", (Contains Nylon Bushing)	8493N	1	F513
Leaf Spring Bushing				
1965	Pickup (2 Dr.)	Rear K200993	2	F512, F513

(Cont.) Gladiator-KAISER-JEEP CORPORATION

FRONT SUSPENSION (Cont.)

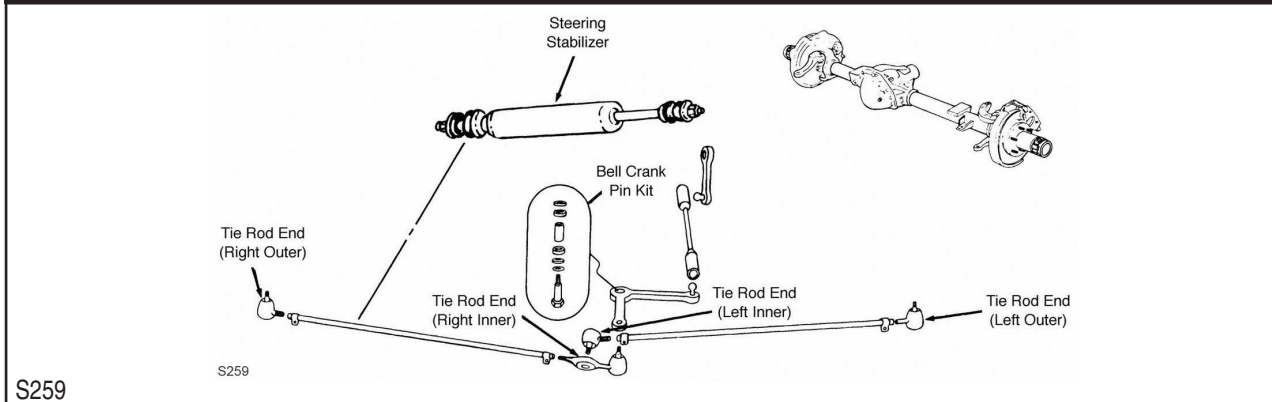
Year	Model/Application	Part	P/C Qty	Figure
Gladiator J2600				
Leaf Spring Shackle Bolt				
1965	2 Dr. Utility, 4 Dr. Utility, Sport Utility Vehicle (4 Dr.), (Requires Use With Non-Threaded Shackle) Pickup (2 Dr.), (Requires Use With Non-Threaded Shackle)	K150352 K150352	4 4	F513 F512, F513
Leaf Spring Shackle Bushing				
1965	2 Dr. Utility, 4 Dr. Utility, Sport Utility Vehicle (4 Dr.), (Requires Use With Non-Threaded Shackle) Pickup (2 Dr.), (Requires Use With Non-Threaded Shackle)	K200927 K200927	4 4	F513 F512, F513
Gladiator J2700				
King Bolt Set				
1970-1965	Solid Front Axle, 1.1090" X 6.812", (Contains Metal Bushing) Solid Front Axle, 1.1090" X 6.812", (Contains Nylon Bushing)	8520B 8493N	1 1	F513 F513
Leaf Spring Bushing				
1965	Pickup (2 Dr.)	Rear K200993	2	F512, F513
Leaf Spring Shackle Bolt				
1965	2 Dr. Utility, 4 Dr. Utility, Sport Utility Vehicle (4 Dr.), (Requires Use With Non-Threaded Shackle) Pickup (2 Dr.), (Requires Use With Non-Threaded Shackle)	K150352 K150352	4 4	F513 F512, F513
Leaf Spring Shackle Bushing				
1965	2 Dr. Utility, 4 Dr. Utility, Sport Utility Vehicle (4 Dr.), (Requires Use With Non-Threaded Shackle) Pickup (2 Dr.), (Requires Use With Non-Threaded Shackle)	K200927 K200927	4 4	F513 F512, F513
Gladiator J2800				
King Bolt Set				
1968-1965	Solid Front Axle, 1.1090" X 6.812", (Contains Metal Bushing) Solid Front Axle, 1.1090" X 6.812", (Contains Nylon Bushing)	8520B 8493N	1 1	F513 F513
Leaf Spring Bushing				
1965		Rear K200993	2	F512, F513
Leaf Spring Shackle Bolt				
1965	(Requires Use With Non-Threaded Shackle)	K150352	4	F512, F513
Leaf Spring Shackle Bushing				
1965	(Requires Use With Non-Threaded Shackle)	K200927	4	F512, F513
Gladiator J3500				
King Bolt Set				
1970-1965	Solid Front Axle, 1.1090" X 6.812", (Contains Metal Bushing) Solid Front Axle, 1.1090" X 6.812", (Contains Nylon Bushing)	8520B 8493N	1 1	F513 F513
Leaf Spring Bushing				
1965	Pickup (2 Dr.)	Rear K200993	2	F512, F513
Leaf Spring Shackle Bolt				
1965	2 Dr. Utility, 4 Dr. Utility, Sport Utility Vehicle (4 Dr.), (Requires Use With Non-Threaded Shackle) Pickup (2 Dr.), (Requires Use With Non-Threaded Shackle)	K150352 K150352	4 4	F513 F512, F513
Leaf Spring Shackle Bushing				
1965	2 Dr. Utility, 4 Dr. Utility, Sport Utility Vehicle (4 Dr.), (Requires Use With Non-Threaded Shackle) Pickup (2 Dr.), (Requires Use With Non-Threaded Shackle)	K200927 K200927	4 4	F513 F512, F513
Gladiator J3600				
King Bolt Set				
1970-1965	Solid Front Axle, 1.1090" X 6.812", (Contains Metal Bushing) Solid Front Axle, 1.1090" X 6.812", (Contains Nylon Bushing)	8520B 8493N	1 1	F513 F513
Leaf Spring Bushing				
1965	Pickup (2 Dr.)	Rear K200993	2	F512, F513
Leaf Spring Shackle Bolt				
1965	2 Dr. Utility, 4 Dr. Utility, Sport Utility Vehicle (4 Dr.), (Requires Use With Non-Threaded Shackle) Pickup (2 Dr.), (Requires Use With Non-Threaded Shackle)	K150352 K150352	4 4	F513 F512, F513
Leaf Spring Shackle Bushing				
1965	2 Dr. Utility, 4 Dr. Utility, Sport Utility Vehicle (4 Dr.), (Requires Use With Non-Threaded Shackle) Pickup (2 Dr.), (Requires Use With Non-Threaded Shackle)	K200927 K200927	4 4	F513 F512, F513
Gladiator J3700				
King Bolt Set				
1970-1965	Solid Front Axle, 1.1090" X 6.812", (Contains Metal Bushing) Solid Front Axle, 1.1090" X 6.812", (Contains Nylon Bushing)	8520B 8493N	1 1	F513 F513
Leaf Spring Bushing				
1965	Pickup (2 Dr.)	Rear K200993	2	F512, F513

KAISER-JEEP CORPORATION-Gladiator (Cont.)

FRONT SUSPENSION (Cont.)

Year	Model/Application	Part	P/C Qty	Figure
Gladiator J3700				
Leaf Spring Shackle Bolt				
1965	2 Dr. Utility, 4 Dr. Utility, Sport Utility Vehicle (4 Dr.), (Requires Use With Non-Threaded Shackle) Pickup (2 Dr.), (Requires Use With Non-Threaded Shackle)	K150352 K150352	4 4	F513 F512, F513
Leaf Spring Shackle Bushing				
1965	2 Dr. Utility, 4 Dr. Utility, Sport Utility Vehicle (4 Dr.), (Requires Use With Non-Threaded Shackle) Pickup (2 Dr.), (Requires Use With Non-Threaded Shackle)	K200927 K200927	4 4	F513 F512, F513
Gladiator J3800				
King Bolt Set				
1970-1965	Solid Front Axle, 1.1090" X 6.812", (Contains Metal Bushing) Solid Front Axle, 1.1090" X 6.812", (Contains Nylon Bushing)	8520B 8493N	1 1	F513 F513
Leaf Spring Bushing				
1965		Rear K200993	2	F512, F513
Leaf Spring Shackle Bolt				
1965	(Requires Use With Non-Threaded Shackle)	K150352	4	F512, F513
Leaf Spring Shackle Bushing				
1965	(Requires Use With Non-Threaded Shackle)	K200927	4	F512, F513
Gladiator J4500				
King Bolt Set				
1970	Solid Front Axle, 1.1090" X 6.812", (Contains Metal Bushing) Solid Front Axle, 1.1090" X 6.812", (Contains Nylon Bushing)	8520B 8493N	1 1	F513 F513
Gladiator J4600				
King Bolt Set				
1970	Solid Front Axle, 1.1090" X 6.812", (Contains Metal Bushing) Solid Front Axle, 1.1090" X 6.812", (Contains Nylon Bushing)	8520B 8493N	1 1	F513 F513

STEERING



Year	Model/Application	Part	P/C Qty	Figure	
Gladiator J200					
Tie Rod End					
1965-1963	Four Wheel Drive (4X4), (Powdered Metal Gusher Brg. For Better Lubrication) Two Wheel Drive (4x2), (Powdered Metal Gusher Brg. For Better Lubrication) Two Wheel Drive (4x2), (Powdered Metal Gusher Brg. For Better Lubrication)	Left Outer Outer At Pitman Arm, Left Inner	ES62L ‡ ES354R ‡ ES354L ‡	1 2 1	S259 S259 S259
1964-1963	Four Wheel Drive (4X4), Solid Suspension, (Powdered Metal Gusher Brg. For Better Lubrication) At Pitman Arm, Left Inner	ES354L ‡	1	S259	
Gladiator J300					
Tie Rod End					
1965-1963	Four Wheel Drive (4X4), (Powdered Metal Gusher Brg. For Better Lubrication) Two Wheel Drive (4x2), (Powdered Metal Gusher Brg. For Better Lubrication)	Left Outer Outer	ES62L ‡ ES354R ‡	1 2	S259 S259
Gladiator J2500					
Tie Rod End					
1970-1968	(Powdered Metal Gusher Brg. For Better Lubrication) At Connecting Rod, Right, Pitman Arm To Steering Arm	DS892 ‡	1		
1970-1967	232(3.8L), Four Wheel Drive (4X4), 3.88" Length, (Powdered Metal Gusher Brg. For Better Lubrication) At Pitman Arm, Left, Pitman Arm To Steering Arm	ES354R ‡	1		

(Cont.) Gladiator-KAISER-JEEP CORPORATION**STEERING (Cont.)**

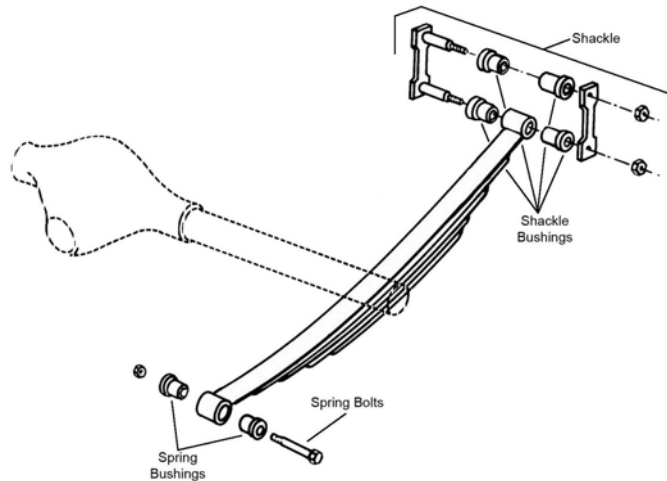
Year	Model/Application	Part	P/C Qty	Figure
Gladiator J2500				
Tie Rod End				
1970-1967 (Cont.)	232(3.8L), Four Wheel Drive (4X4), 3.88" Length, (Powdered Metal Gusher Brg. For Better Lubrication) At Steering Arm, Right, Steering Arm To Steering Arm	ES354R ‡	1	
1970-1966	327(5.4L), Four Wheel Drive (4X4), 3.88" Length, (Powdered Metal Gusher Brg. For Better Lubrication) At Pitman Arm, Left, Pitman Arm To Steering Arm	ES354R ‡	1	
	327(5.4L), Four Wheel Drive (4X4), 3.88" Length, (Powdered Metal Gusher Brg. For Better Lubrication) At Steering Arm, Right, Steering Arm To Steering Arm	ES354R ‡	1	
1970-1965	Two Wheel Drive (4x2), I-Beam Front Axle, (Powdered Metal Gusher Brg. For Better Lubrication) Outer	ES354R ‡	2	S259
1967-1966	Four Wheel Drive (4X4), (Powdered Metal Gusher Brg. For Better Lubrication) At Connecting Rod, Right, Pitman Arm To Steering Arm	DS892 ‡	1	
	Four Wheel Drive (4X4), (Powdered Metal Gusher Brg. For Better Lubrication) At Pitman Arm, Left Inner	ES354L ‡	1	
1967-1965	Two Wheel Drive (4x2), (Powdered Metal Gusher Brg. For Better Lubrication) At Pitman Arm, Left Inner	ES354L ‡	1	S259
1965	Four Wheel Drive (4X4), (Powdered Metal Gusher Brg. For Better Lubrication) Left Outer	ES62L ‡	1	S259
1964-1963	Four Wheel Drive (4X4), (Powdered Metal Gusher Brg. For Better Lubrication) At Connecting Rod, Right, Pitman Arm To Steering Arm	DS892 ‡	1	
Gladiator J2600				
Tie Rod End				
1970-1968	(Powdered Metal Gusher Brg. For Better Lubrication) At Connecting Rod, Right, Pitman Arm To Steering Arm	DS892 ‡	1	
	350(5.7L), Four Wheel Drive (4X4), 3.88" Length, (Powdered Metal Gusher Brg. For Better Lubrication) At Pitman Arm, Left, Pitman Arm To Steering Arm	ES354R ‡	1	
	350(5.7L), Four Wheel Drive (4X4), 3.88" Length, (Powdered Metal Gusher Brg. For Better Lubrication) At Steering Arm, Right, Steering Arm To Steering Arm	ES354R ‡	1	
1970-1967	232(3.8L), Four Wheel Drive (4X4), 3.88" Length, (Powdered Metal Gusher Brg. For Better Lubrication) At Pitman Arm, Left, Pitman Arm To Steering Arm	ES354R ‡	1	
	232(3.8L), Four Wheel Drive (4X4), 3.88" Length, (Powdered Metal Gusher Brg. For Better Lubrication) At Steering Arm, Right, Steering Arm To Steering Arm	ES354R ‡	1	
1970-1966	327(5.4L), Four Wheel Drive (4X4), 3.88" Length, (Powdered Metal Gusher Brg. For Better Lubrication) At Pitman Arm, Left, Pitman Arm To Steering Arm	ES354R ‡	1	
	327(5.4L), Four Wheel Drive (4X4), 3.88" Length, (Powdered Metal Gusher Brg. For Better Lubrication) At Steering Arm, Right, Steering Arm To Steering Arm	ES354R ‡	1	
1970-1965	Two Wheel Drive (4x2), I-Beam Front Axle, (Powdered Metal Gusher Brg. For Better Lubrication) Outer	ES354R ‡	2	S259
1965	Four Wheel Drive (4X4), (Powdered Metal Gusher Brg. For Better Lubrication) Left Outer	ES62L ‡	1	S259
Gladiator J2700				
Tie Rod End				
1970-1968	(Powdered Metal Gusher Brg. For Better Lubrication) At Connecting Rod, Right, Pitman Arm To Steering Arm	DS892 ‡	1	
	350(5.7L), Four Wheel Drive (4X4), 3.88" Length, (Powdered Metal Gusher Brg. For Better Lubrication) At Pitman Arm, Left, Pitman Arm To Steering Arm	ES354R ‡	1	
	350(5.7L), Four Wheel Drive (4X4), 3.88" Length, (Powdered Metal Gusher Brg. For Better Lubrication) At Steering Arm, Right, Steering Arm To Steering Arm	ES354R ‡	1	
1970-1967	232(3.8L), Four Wheel Drive (4X4), 3.88" Length, (Powdered Metal Gusher Brg. For Better Lubrication) At Pitman Arm, Left, Pitman Arm To Steering Arm	ES354R ‡	1	
	232(3.8L), Four Wheel Drive (4X4), 3.88" Length, (Powdered Metal Gusher Brg. For Better Lubrication) At Steering Arm, Right, Steering Arm To Steering Arm	ES354R ‡	1	
1970-1966	327(5.4L), Four Wheel Drive (4X4), 3.88" Length, (Powdered Metal Gusher Brg. For Better Lubrication) At Pitman Arm, Left, Pitman Arm To Steering Arm	ES354R ‡	1	
	327(5.4L), Four Wheel Drive (4X4), 3.88" Length, (Powdered Metal Gusher Brg. For Better Lubrication) At Steering Arm, Right, Steering Arm To Steering Arm	ES354R ‡	1	
1970-1965	Two Wheel Drive (4x2), I-Beam Front Axle, (Powdered Metal Gusher Brg. For Better Lubrication) Outer	ES354R ‡	2	S259
1965	Four Wheel Drive (4X4), (Powdered Metal Gusher Brg. For Better Lubrication) Left Outer	ES62L ‡	1	S259
Gladiator J2800				
Tie Rod End				
1968	(Powdered Metal Gusher Brg. For Better Lubrication) At Connecting Rod, Right, Pitman Arm To Steering Arm	DS892 ‡	1	
1965	Four Wheel Drive (4X4), (Powdered Metal Gusher Brg. For Better Lubrication) Left Outer	ES62L ‡	1	S259
Gladiator J3500				
Tie Rod End				
1970-1968	(Powdered Metal Gusher Brg. For Better Lubrication) At Connecting Rod, Right, Pitman Arm To Steering Arm	DS892 ‡	1	
	350(5.7L), Four Wheel Drive (4X4), 3.88" Length, (Powdered Metal Gusher Brg. For Better Lubrication) At Pitman Arm, Left, Pitman Arm To Steering Arm	ES354R ‡	1	

(Cont.) Gladiator-KAISER-JEEP CORPORATION

STEERING (Cont.)

Year	Model/Application	Part	P/C Qty	Figure
Gladiator J3800				
Tie Rod End				
1970-1965	Two Wheel Drive (4x2), I-Beam Front Axle, (Powdered Metal Gusher Brg. For Better Lubrication)	Outer	ES354R ‡	2 S259
1965	Four Wheel Drive (4X4), (Powdered Metal Gusher Brg. For Better Lubrication)	Left Outer	ES62L ‡	1 S259
Gladiator J4500				
Tie Rod End				
1970	232(3.8L), Four Wheel Drive (4X4), 3.88" Length, (Powdered Metal Gusher Brg. For Better Lubrication) At Pitman Arm, Left, Pitman Arm To Steering Arm		ES354R ‡	1
	232(3.8L), Four Wheel Drive (4X4), 3.88" Length, (Powdered Metal Gusher Brg. For Better Lubrication) At Steering Arm, Right, Steering Arm To Steering Arm		ES354R ‡	1
	327(5.4L), Four Wheel Drive (4X4), 3.88" Length, (Powdered Metal Gusher Brg. For Better Lubrication) At Pitman Arm, Left, Pitman Arm To Steering Arm		ES354R ‡	1
	327(5.4L), Four Wheel Drive (4X4), 3.88" Length, (Powdered Metal Gusher Brg. For Better Lubrication) At Steering Arm, Right, Steering Arm To Steering Arm		ES354R ‡	1
	350(5.7L), Four Wheel Drive (4X4), 3.88" Length, (Powdered Metal Gusher Brg. For Better Lubrication) At Pitman Arm, Left, Pitman Arm To Steering Arm		ES354R ‡	1
	350(5.7L), Four Wheel Drive (4X4), 3.88" Length, (Powdered Metal Gusher Brg. For Better Lubrication) At Steering Arm, Right, Steering Arm To Steering Arm		ES354R ‡	1
Gladiator J4600				
Tie Rod End				
1970	232(3.8L), Four Wheel Drive (4X4), 3.88" Length, (Powdered Metal Gusher Brg. For Better Lubrication) At Pitman Arm, Left, Pitman Arm To Steering Arm		ES354R ‡	1
	232(3.8L), Four Wheel Drive (4X4), 3.88" Length, (Powdered Metal Gusher Brg. For Better Lubrication) At Steering Arm, Right, Steering Arm To Steering Arm		ES354R ‡	1
	327(5.4L), Four Wheel Drive (4X4), 3.88" Length, (Powdered Metal Gusher Brg. For Better Lubrication) At Pitman Arm, Left, Pitman Arm To Steering Arm		ES354R ‡	1
	327(5.4L), Four Wheel Drive (4X4), 3.88" Length, (Powdered Metal Gusher Brg. For Better Lubrication) At Steering Arm, Right, Steering Arm To Steering Arm		ES354R ‡	1
	350(5.7L), Four Wheel Drive (4X4), 3.88" Length, (Powdered Metal Gusher Brg. For Better Lubrication) At Pitman Arm, Left, Pitman Arm To Steering Arm		ES354R ‡	1
	350(5.7L), Four Wheel Drive (4X4), 3.88" Length, (Powdered Metal Gusher Brg. For Better Lubrication) At Steering Arm, Right, Steering Arm To Steering Arm		ES354R ‡	1

REAR SUSPENSION



R309

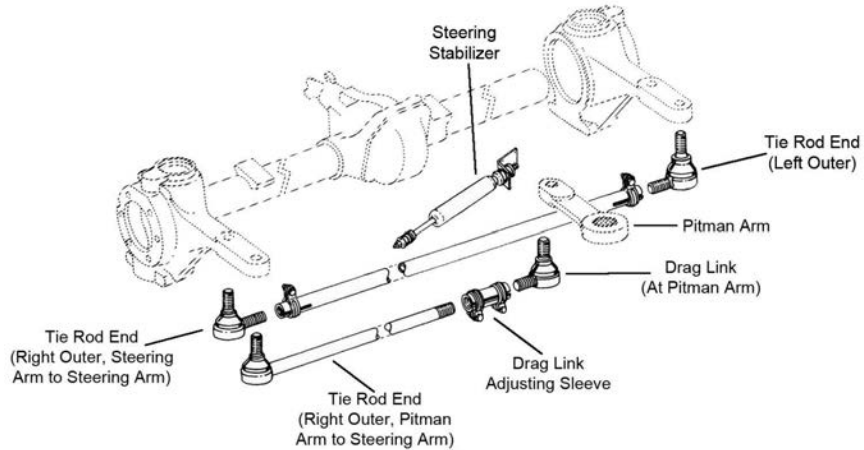
Year	Model/Application	Part	P/C Qty	Figure
Gladiator J200				
Leaf Spring Bushing				
1965-1963	Pickup (2 Dr.)	Front	K201000	2 R309
Leaf Spring Shackle Bushing				
1965-1963	Pickup (2 Dr.)		K201000	4 R309
Gladiator J300				
Leaf Spring Bushing				
1965-1963	Pickup (2 Dr.)	Front	K201000	2 R309
Leaf Spring Shackle Bushing				
1965-1963	Pickup (2 Dr.)		K201000	4 R309

KAISER-JEEP CORPORATION-Gladiator (Cont.)

REAR SUSPENSION (Cont.)

Year	Model/Application	Part	P/C Qty	Figure
Gladiator J2500				
Leaf Spring Bushing				
1965	Pickup (2 Dr.)	Front	K201000	2 R309
Leaf Spring Shackle Bushing				
1965	Pickup (2 Dr.)		K201000	4 R309
Gladiator J2600				
Leaf Spring Bushing				
1965	Pickup (2 Dr.)	Front	K201000	2 R309
Leaf Spring Shackle Bushing				
1965	Pickup (2 Dr.)		K201000	4 R309
Gladiator J2700				
Leaf Spring Bushing				
1965	Pickup (2 Dr.)	Front	K201000	2 R309
Leaf Spring Shackle Bushing				
1965	Pickup (2 Dr.)		K201000	4 R309
Gladiator J2800				
Leaf Spring Bushing				
1965		Front	K201000	2 R309
Leaf Spring Shackle Bushing				
1965			K201000	4 R309
Gladiator J3500				
Leaf Spring Bushing				
1965	Pickup (2 Dr.)	Front	K201000	2 R309
Leaf Spring Shackle Bushing				
1965	Pickup (2 Dr.)		K201000	4 R309
Gladiator J3600				
Leaf Spring Bushing				
1965	Pickup (2 Dr.)	Front	K201000	2 R309
Leaf Spring Shackle Bushing				
1965	Pickup (2 Dr.)		K201000	4 R309
Gladiator J3700				
Leaf Spring Bushing				
1965	Pickup (2 Dr.)	Front	K201000	2 R309
Leaf Spring Shackle Bushing				
1965	Pickup (2 Dr.)		K201000	4 R309
Gladiator J3800				
Leaf Spring Bushing				
1965		Front	K201000	2 R309
Leaf Spring Shackle Bushing				
1965			K201000	4 R309

STEERING

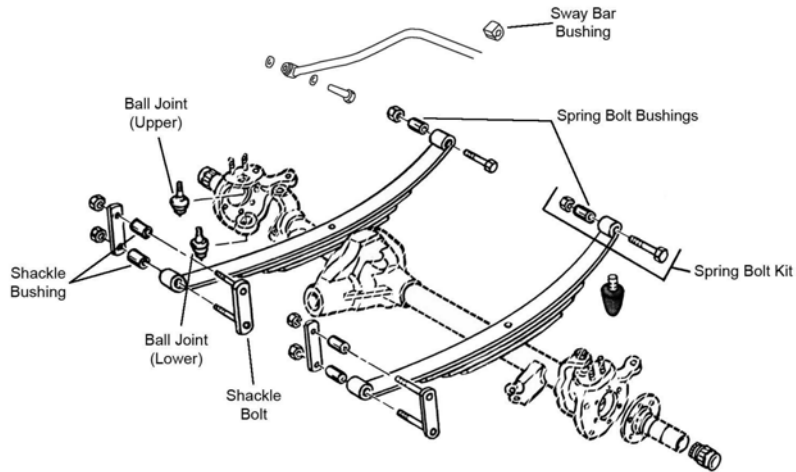


S261

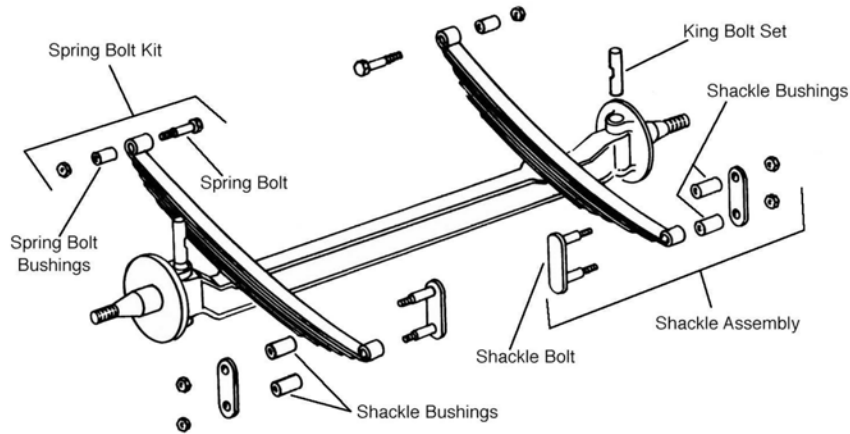
Year	Model/Application	Part	P/C Qty	Figure
Steering Damper Cylinder				
1970-1966	Except Original Equipment Steering Damper, (Contains Bracket, Trail Boss)	Front	SSD42	1 S261
1967	Bolts To Leaf Spring Bracket, Cylinder Has Stud On Rod End & Eye Ring On Cylinder End, Original Equipment Steering Damper, (Trail Boss)	Front	SSD54	1 S261
	Except Original Equipment Steering Damper, (Bracket Not Included, Trail Boss)	Front	SSD48	1 S261
	Except Original Equipment Steering Damper, (Super Trail Boss)	Front	SSD82	1 S261
Steering Damper Kit				
1970-1966	Except Original Equipment Steering Damper, (Super Trail Boss)	Front	SSD99	1 S261
1967	Except Original Equipment Steering Damper, (Trail Boss)	Front	SSD13	1 S261
Tie Rod Adjusting Sleeve				
1970-1966	225(3.7L), Steering Gear In Front Of Axle	Right	DS924S	1
Tie Rod End				
1970-1967	Steering Gear Behind Axle, 3.12" Length, (Powdered Metal Gusher Brg. For Better Lubrication) At Connecting Rod, Right, Bell Crank To Connecting Rod		ES62L ‡	1
	Steering Gear In Front Of Axle, 23.94" Length, (Powdered Metal Gusher Brg. For Better Lubrication) Right Outer, Pitman Arm To Steering Arm		DS911 ‡	1 S261
	Steering Gear In Front Of Axle, 3.12" Length, (Powdered Metal Gusher Brg. For Better Lubrication) Right Outer, Steering Arm To Steering Arm		ES62L ‡	1 S261
1970-1966	134(2.2L), Steering Gear Behind Axle, (Powdered Metal Gusher Brg. For Better Lubrication) At Bell Crank, Left Inner		ES140R ‡	1 S261
	134(2.2L), Steering Gear Behind Axle, (Powdered Metal Gusher Brg. For Better Lubrication) Left Outer, Steering Arm To Steering Arm		ES140R ‡	1 S261
	134(2.2L), Steering Gear In Front Of Axle, (Powdered Metal Gusher Brg. For Better Lubrication) Left Inner		ES140R ‡	1 S261
	225(3.7L), Steering Gear Behind Axle, (Powdered Metal Gusher Brg. For Better Lubrication) At Bell Crank, Left Inner		ES140R ‡	1 S261
	225(3.7L), Steering Gear Behind Axle, (Powdered Metal Gusher Brg. For Better Lubrication) Left Outer, Steering Arm To Steering Arm		ES140R ‡	1 S261
	225(3.7L), Steering Gear In Front Of Axle, (Powdered Metal Gusher Brg. For Better Lubrication) Left Inner		ES140R ‡	1 S261
1966	134(2.2L), (Powdered Metal Gusher Brg. For Better Lubrication) At Connecting Rod, Left Inner, Steering Arm To Connecting Rod		ES62L ‡	1
	134(2.2L), (Powdered Metal Gusher Brg. For Better Lubrication) Right Outer, Pitman Arm To Steering Arm		DS911 ‡	1
	225(3.7L), (Powdered Metal Gusher Brg. For Better Lubrication) At Connecting Rod, Left Inner, Steering Arm To Connecting Rod		ES62L ‡	1
	225(3.7L), (Powdered Metal Gusher Brg. For Better Lubrication) Right Outer, Pitman Arm To Steering Arm		DS911 ‡	1

KAISER-JEEP CORPORATION-Wagoneer

FRONT SUSPENSION



F512

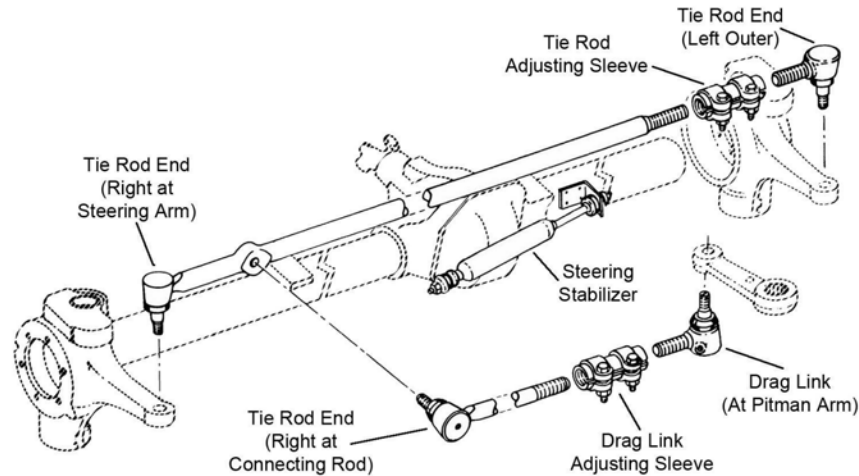


F513

Year	Model/Application	Part	P/C Qty	Figure	
King Bolt Set					
1970-1963	Solid Front Axle, 1.1090" X 6.812", (Contains Metal Bushing)	8520B	1	F513	
	Solid Front Axle, 1.1090" X 6.812", (Contains Nylon Bushing)	8493N	1	F513	
Leaf Spring Bushing					
1965-1963	Two Wheel Drive (4x2), I-Beam Front Axle	Rear	K200993	2	F513
Leaf Spring Shackle Bolt					
1970-1966	232(3.8L)	Lower	K150361	2	F512, F513
	327(5.4L)	Lower	K150361	2	F512, F513
Leaf Spring Shackle Bolt Kit					
1970-1966	232(3.8L)	Rear	K150307	4	F512, F513
	327(5.4L)	Rear	K150307	4	F512, F513
Leaf Spring Shackle Bushing					
1970	Four Wheel Drive (4X4)	Lower	K200994	2	F512

(Cont.) Wagoneer-KAISER-JEEP CORPORATION

STEERING

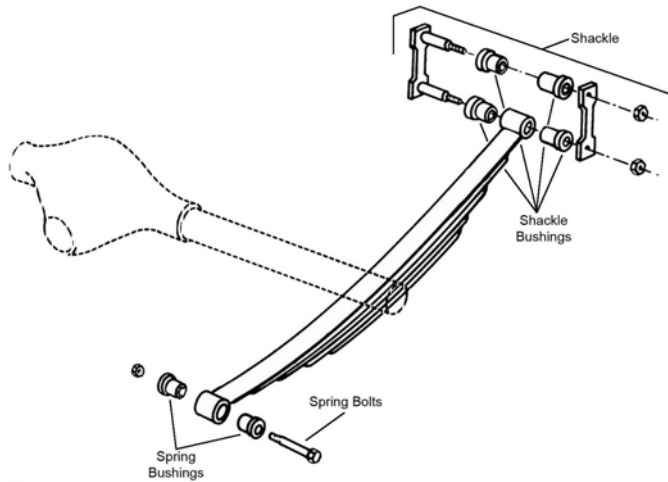


S260

Year	Model/Application	Part	P/C Qty	Figure	
Steering Damper Bellows					
1970-1968	Except Original Equipment Steering Damper, (Super Trail Boss)	Front	SSD90	1	S260
	Except Original Equipment Steering Damper, (Trail Boss)	Front	SSD68	1	S260
1967-1963	Four Wheel Drive (4X4), Except Original Equipment Steering Damper, (Super Trail Boss)	Front	SSD90	1	S260
	Four Wheel Drive (4X4), Except Original Equipment Steering Damper, (Trail Boss)	Front	SSD68	1	S260
Steering Damper Cylinder					
1970-1968	Bolts To Leaf Spring Bracket, Cylinder Has Stud On Rod End & Eye Ring On Cylinder End, Original Equipment Steering Damper, (Trail Boss)	Front	SSD54	1	S260
	Except Original Equipment Steering Damper, (Super Trail Boss)	Front	SSD82	1	S260
	Except Original Equipment Steering Damper, (Trail Boss)	Front	SSD48	1	S260
1970-1963	Four Wheel Drive (4X4), Except Original Equipment Steering Damper, (Trail Boss)	Front	SSD48	1	S260
1967-1963	Four Wheel Drive (4X4), Bolts To Leaf Spring Bracket, Cylinder Has Stud On Rod End & Eye Ring On Cylinder End, Original Equipment Steering Damper, (Trail Boss)	Front	SSD54	1	S260
	Four Wheel Drive (4X4), Except Original Equipment Steering Damper, (Super Trail Boss)	Front	SSD82	1	S260
Steering Damper Kit					
1970-1968	Except Original Equipment Steering Damper, (Super Trail Boss)	Front	SSD92	1	S260
	Except Original Equipment Steering Damper, (Trail Boss)	Front	SSD13	1	S260
1967-1963	Four Wheel Drive (4X4), Except Original Equipment Steering Damper, (Super Trail Boss)	Front	SSD92	1	S260
	Four Wheel Drive (4X4), Except Original Equipment Steering Damper, (Trail Boss)	Front	SSD13	1	S260
Tie Rod Adjusting Sleeve					
1970-1968	11/16" - 18 Thread, 4.72" Length		ES2004S	1	
1967-1965	Four Wheel Drive (4X4), 11/16" - 18 Thread, 4.72" Length		ES2004S	1	
Tie Rod End					
1970-1968	(Powdered Metal Gusher Brg. For Better Lubrication) At Pitman Arm, Left Inner		ES354L ‡	1	S260
	(Powdered Metal Gusher Brg. For Better Lubrication) Left Outer, Steering Arm To Steering Arm		ES354L ‡	1	S260
	350(5.7L), Four Wheel Drive (4X4), 3.88" Length, (Powdered Metal Gusher Brg. For Better Lubrication) At Pitman Arm		ES354R ‡	1	S260
	350(5.7L), Four Wheel Drive (4X4), 3.88" Length, (Powdered Metal Gusher Brg. For Better Lubrication) At Steering Arm, Right, Steering Arm To Steering Arm		ES354R ‡	1	S260
1970-1966	232(3.8L), Four Wheel Drive (4X4), 3.88" Length, (Powdered Metal Gusher Brg. For Better Lubrication) At Pitman Arm		ES354R ‡	1	S260
	232(3.8L), Four Wheel Drive (4X4), 3.88" Length, (Powdered Metal Gusher Brg. For Better Lubrication) At Steering Arm, Right, Steering Arm To Steering Arm		ES354R ‡	1	S260
1970-1965	327(5.4L), Four Wheel Drive (4X4), 3.88" Length, (Powdered Metal Gusher Brg. For Better Lubrication) At Pitman Arm		ES354R ‡	1	S260
	327(5.4L), Four Wheel Drive (4X4), 3.88" Length, (Powdered Metal Gusher Brg. For Better Lubrication) At Steering Arm, Right, Steering Arm To Steering Arm		ES354R ‡	1	S260
1967-1965	Four Wheel Drive (4X4), (Powdered Metal Gusher Brg. For Better Lubrication) At Pitman Arm, Left Inner		ES354L ‡	1	S260
	Four Wheel Drive (4X4), (Powdered Metal Gusher Brg. For Better Lubrication) Left Outer, Steering Arm To Steering Arm		ES354L ‡	1	S260
1966-1965	230(3.8L), Four Wheel Drive (4X4), 3.88" Length, (Powdered Metal Gusher Brg. For Better Lubrication) At Steering Arm, Right, Steering Arm To Steering Arm		ES354R ‡	1	S260
1964-1963	Four Wheel Drive (4X4), (Powdered Metal Gusher Brg. For Better Lubrication) At Steering Arm, Left Outer, Steering Arm To Connecting Rod		ES354R ‡	1	S260
	Four Wheel Drive (4X4), Solid Suspension, (Powdered Metal Gusher Brg. For Better Lubrication) Right Outer, Steering Arm To Steering Arm		ES354L ‡	1	S260

KAISER-JEEP CORPORATION-Wagoneer (Cont.)

REAR SUSPENSION



R309

Year	Model/Application	Part	P/C Qty	Figure
Leaf Spring Bolt				
1970-1966	232(3.8L) 327(5.4L)	Upper Front Upper Front	2 2	R309 R309
Leaf Spring Shackle Bushing				
1970-1963		Lower	2	R309

LAND ROVER-Defender

FRONT SUSPENSION

Year	Model/Application	Part	P/C Qty	Figure
Sway Bar Link				
1990		K80865	2	

STEERING

Year	Model/Application	Part	P/C Qty	Figure
Tie Rod End				
1990	(Design Allows Ease Of Installation) (Design Allows Ease Of Installation)	Left Outer Right Outer	ES800274 ‡ ES800273 ‡	1 1

REAR SUSPENSION

Year	Model/Application	Part	P/C Qty	Figure
Ball Joint				
1990	(Design Allows Ease Of Installation)	Upper	K500058 ‡	2
Sway Bar Link				
1990		K80865	2	

LAND ROVER-Discovery

FRONT SUSPENSION

Year	Model/Application	Part	P/C Qty	Figure
Radius Arm Bushing Kit				
1990	(Bushing Only, Design Allows Ease Of Installation)		K200835 ‡	2
Sway Bar Link				
1990			K80865	2

STEERING

Year	Model/Application	Part	P/C Qty	Figure
Drag Link Assembly				
1990	(Design Allows Ease Of Installation) (Design Allows Ease Of Installation)	At Knuckle At Pitman Arm	ES800273 ‡ ES800274 ‡	1 1
Tie Rod End				
1990	(Design Allows Ease Of Installation)	Outer	ES800273 ‡	2

(Cont.) Discovery-LAND ROVER

REAR SUSPENSION				
Year	Model/Application	Part	P/C Qty	Figure
Ball Joint				
1990	(Design Allows Ease Of Installation)	Upper	K500058 ‡	2
Control Arm Bushing				
1990	(High Quality Elastomer For Durability And Performance)	Upper	K200838 ‡	2
Sway Bar Link				
1990			K80865	2
Trailing Link Bushing				
1990	(High Quality Elastomer For Durability And Performance)	To Axle	K200833 ‡	2

Range Rover-LAND ROVER

FRONT SUSPENSION				
Year	Model/Application	Part	P/C Qty	Figure
Radius Arm Bushing Kit				
1990-1986	Except Sway Bar Equipped Vehicles, (Bushing Only, Design Allows Ease Of Installation)		K200835 ‡	2
Sway Bar Link				
1990-1987			K80865	2
STEERING				
Year	Model/Application	Part	P/C Qty	Figure
Tie Rod End				
1990-1986	(Design Allows Ease Of Installation) (Design Allows Ease Of Installation)	Left Outer Right Outer	ES800274 ‡ ES800273 ‡	1 1
REAR SUSPENSION				
Year	Model/Application	Part	P/C Qty	Figure
Ball Joint				
1990-1985	(Design Allows Ease Of Installation)	Upper	K500058 ‡	2
Control Arm Bushing				
1990-1985	(High Quality Elastomer For Durability And Performance)	Upper	K200838 ‡	2
Sway Bar Link				
1990-1987			K80865	2
Trailing Link Bushing				
1990-1985	(High Quality Elastomer For Durability And Performance)	To Axle	K200833 ‡	2

1200-MAZDA TRUCK

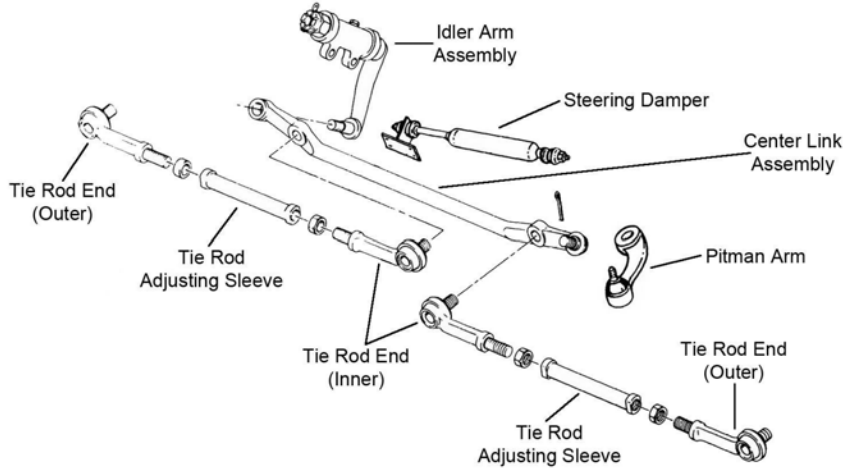
FRONT SUSPENSION				
F471				
Year	Model/Application	Part	P/C Qty	Figure
Ball Joint				
1977-1974		Upper	K9026	2

MAZDA TRUCK-1200 (Cont.)

FRONT SUSPENSION (Cont.)

Year	Model/Application	Part	P/C Qty	Figure
Control Arm Bushing				
1977-1974	(Contains Front And Rear Bushings)	Lower	K9178	2 F471
Control Arm Shaft Assembly				
1977-1974		Upper	K9154	2 F471
Sway Bar Bushing				
1977-1974	Two Wheel Drive (4x2)		K9246	1 F471

STEERING

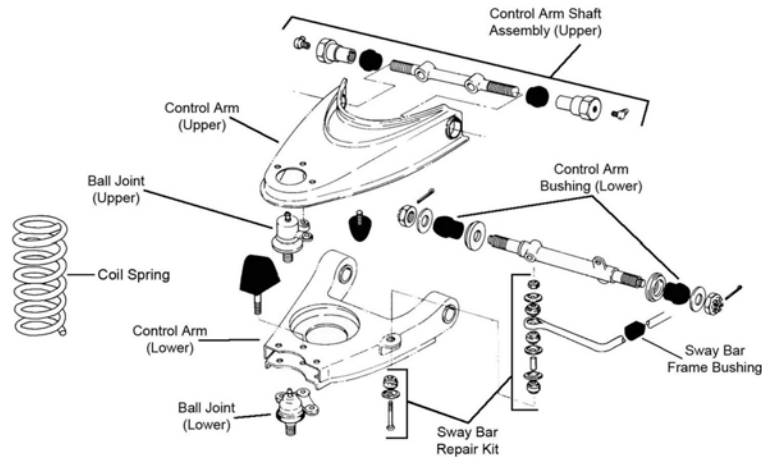


S237

Year	Model/Application	Part	P/C Qty	Figure
Idler Arm				
1977-1974			K9096	1 S237
Tie Rod End				
1977-1974	(Includes Sunoloy-Coated Metal Bearing To Combine Durability With Smooth Stud Swing) (Includes Sunoloy-Coated Metal Bearing To Combine Durability With Smooth Stud Swing)	Outer Inner	ES2073L ‡ ES2074R ‡	2 S237 2 S237

MAZDA TRUCK-1300

FRONT SUSPENSION



F471

F471

Year	Model/Application	Part	P/C Qty	Figure
Ball Joint				
1977-1975		Upper	K9026	2 F471
Control Arm Bushing				
1977-1975	(Contains Front And Rear Bushings)	Lower	K9178	2 F471

(Cont.) 1300-MAZDA TRUCK

FRONT SUSPENSION (Cont.)				
Year	Model/Application	Part	P/C Qty	Figure
Control Arm Shaft Assembly				
1977-1975		Upper	K9154	2 F471
Sway Bar Bushing				
1977-1975	Two Wheel Drive (4x2)		K9246	1 F471
STEERING				
S237				
Year	Model/Application	Part	P/C Qty	Figure
Idler Arm				
1977-1975			K9096	1 S237
Tie Rod End				
1977-1975	(Includes Sunoloy-Coated Metal Bearing To Combine Durability With Smooth Stud Swing) (Includes Sunoloy-Coated Metal Bearing To Combine Durability With Smooth Stud Swing)	Outer Inner	ES2073L ‡ ES2074R ‡	2 S237 2 S237

B1600-MAZDA TRUCK

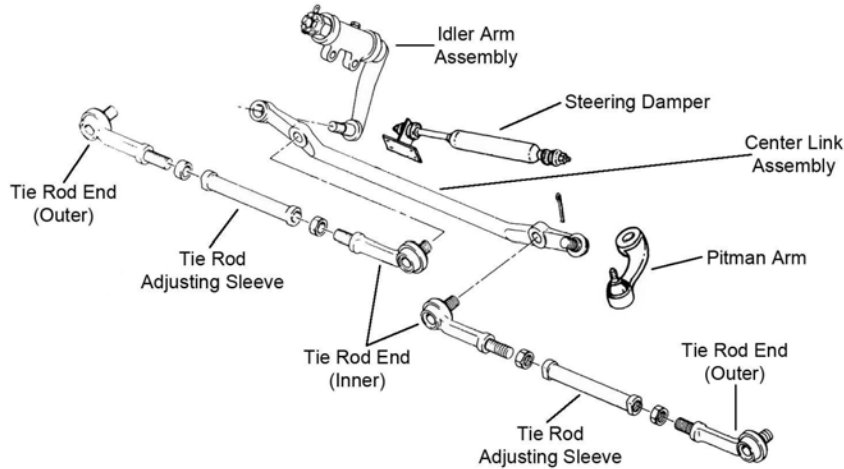
FRONT SUSPENSION				
F471				
Year	Model/Application	Part	P/C Qty	Figure
Ball Joint				
1976-1972		Upper	K9026	2 F471
Control Arm Bushing				
1976-1972	(Contains Front And Rear Bushings)	Lower	K9178	2 F471
Control Arm Shaft Assembly				
1976-1972	Two Wheel Drive (4x2)	Upper	K9154	2 F471

MAZDA TRUCK-B1600 (Cont.)

FRONT SUSPENSION (Cont.)

Year	Model/Application	Part	P/C Qty	Figure
Sway Bar Bushing				
1976-1972	Two Wheel Drive (4x2)	K9246	1	F471
Sway Bar Repair Kit				
1976-1972	(Standard Design)	K447	2	F471
1975-1972	(Includes Polyurethane Bushings And Solid Metal Sleeve For Enhanced Performance. Barrel Nut Allows For Easier Installation.)	K700533 ‡	2	F471

STEERING

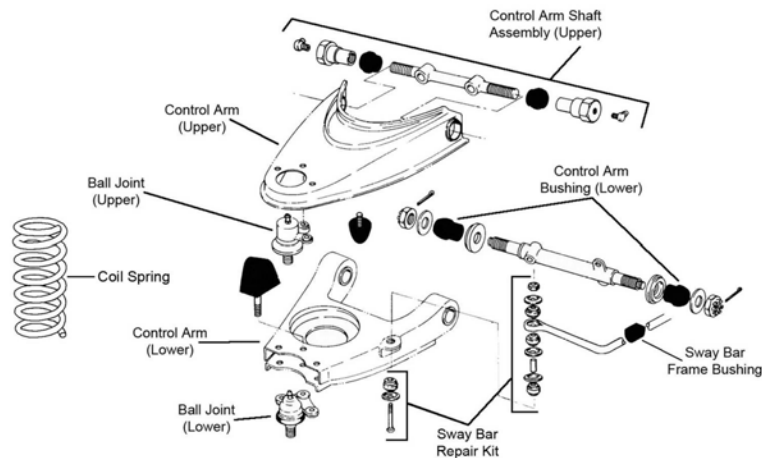


S237

Year	Model/Application	Part	P/C Qty	Figure	
Center Link					
1976-1972		ES2414	1	S237	
Idler Arm					
1976-1972		K9096	1	S237	
Tie Rod End					
1976-1972	(Includes Sunoloy-Coated Metal Bearing To Combine Durability With Smooth Stud Swing)	Outer	ES2073L ‡	2	S237
	(Includes Sunoloy-Coated Metal Bearing To Combine Durability With Smooth Stud Swing)	Inner	ES2074R ‡	2	S237

MAZDA TRUCK-B1800

FRONT SUSPENSION



F471

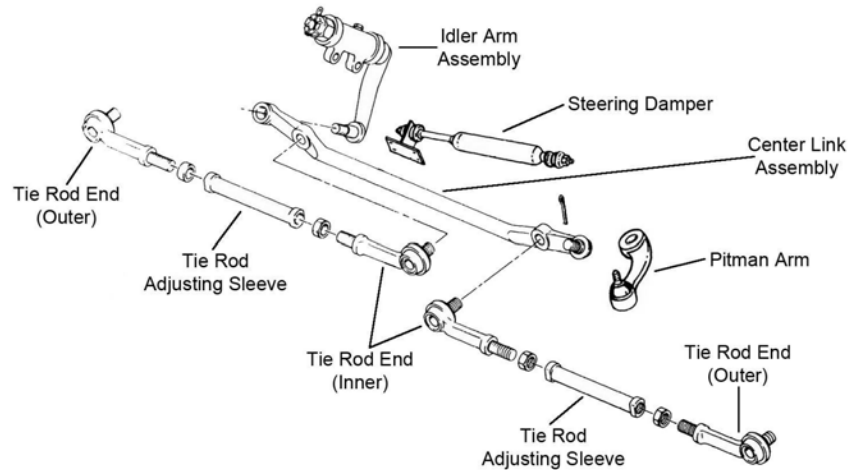
F471

Year	Model/Application	Part	P/C Qty	Figure	
Ball Joint					
1978-1977		Upper	K9026	2	F471

FRONT SUSPENSION (Cont.)

Year	Model/Application	Part	P/C Qty	Figure
Control Arm Bushing				
1978-1977	(Contains Front And Rear Bushings)	Lower	K9178	2 F471
Control Arm Shaft Assembly				
1978-1977	Two Wheel Drive (4x2)	Upper	K9154	2 F471
Sway Bar Bushing				
1978-1977	Two Wheel Drive (4x2)		K9246	1 F471
Sway Bar Repair Kit				
1978-1977	(Includes Polyurethane Bushings And Solid Metal Sleeve For Enhanced Performance. Barrel Nut Allows For Easier Installation.) (Standard Design)		K700533 ‡	2 F471
			K447	2 F471

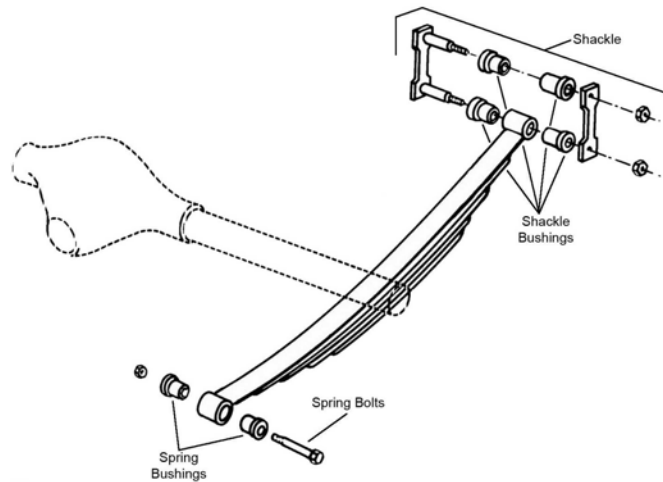
STEERING



S237

Year	Model/Application	Part	P/C Qty	Figure
Idler Arm				
1978-1977			K9096	1 S237
Tie Rod End				
1978-1977	(Includes Sunoloy-Coated Metal Bearing To Combine Durability With Smooth Stud Swing)	Outer	ES2073L ‡	2 S237
	(Includes Sunoloy-Coated Metal Bearing To Combine Durability With Smooth Stud Swing)	Inner	ES2074R ‡	2 S237

REAR SUSPENSION

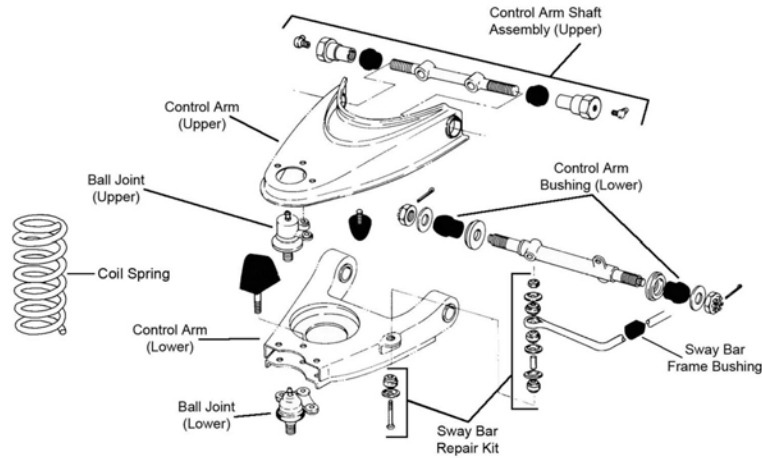


R309

Year	Model/Application	Part	P/C Qty	Figure
Leaf Spring Bushing				
1978-1977		Front	K9948	4 R309
Leaf Spring Shackle Bushing				
1978-1977			K9948	8 R309

MAZDA TRUCK-B2000

FRONT SUSPENSION

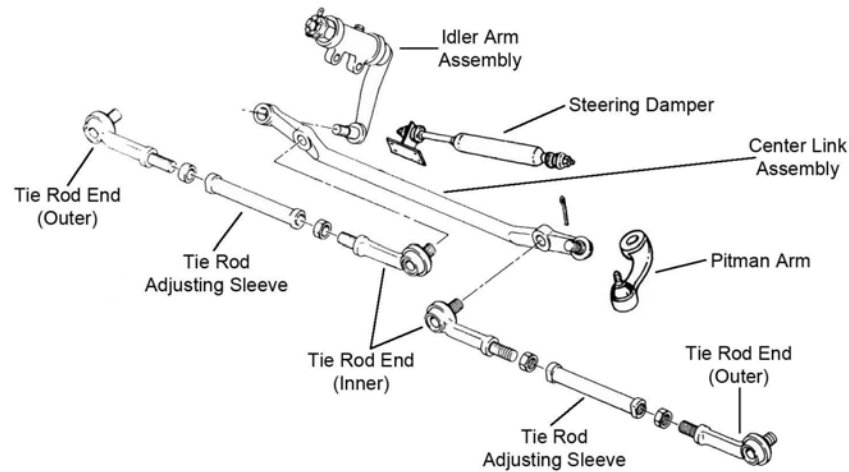


F471

F471

Year	Model/Application	Part	P/C Qty	Figure
Ball Joint				
1987-1986		Upper Lower	2 2	
1984-1982		Upper Lower	2 2	F471 F471
1981	From 11/1/80 From 11/1/80 Thru 11/1/80	Upper Lower Upper	2 2 2	F471 F471 F471
1980-1979		Upper	2	F471
Control Arm				
1987-1986	(R-Series) (R-Series)	Left Upper Right Upper	1 1	
Control Arm Bushing				
1981	Thru 11/1/80, (Contains Front And Rear Bushings)	Lower	2	F471
1980-1979	(Contains Front And Rear Bushings)	Lower	2	F471
Control Arm Shaft Assembly				
1987-1986		Upper	2	
1984-1979		Upper	2	F471
Control Arm with Ball Joint				
1987-1986	(R-Series)	Left Lower	1	
Strut Rod Bushing				
1987-1986	Two Wheel Drive (4x2), (Contains Thermoplastic Bushing)		1	
Sway Bar Bushing				
1987-1986			1	
1984-1979			1	F471
Sway Bar Repair Kit				
1984-1979	(Includes Polyurethane Bushings And Solid Metal Sleeve For Enhanced Performance. Barrel Nut Allows For Easier Installation.) (Standard Design)		2 2	F471 F471

STEERING

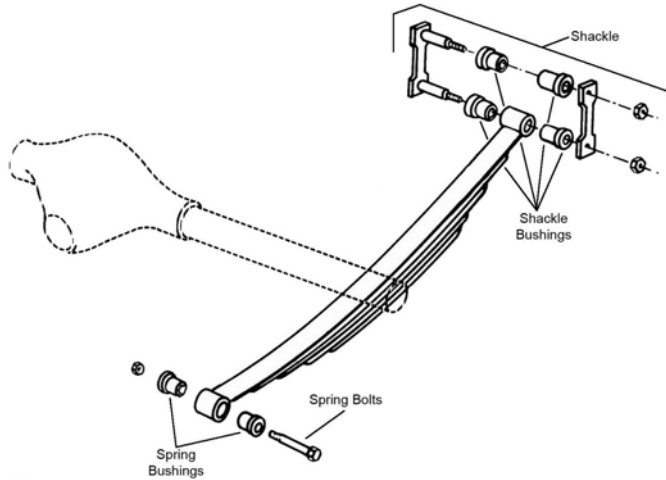


S237

Year	Model/Application	Part	P/C Qty	Figure	
Idler Arm					
1987-1986		K9490	1	S237	
1984		K9490	1	S237	
1983-1982	(3 Mounting Holes)	K9287	1	S237	
1981	From 11/1/80, (3 Mounting Holes) Thru 11/1/80, (2 Mounting Holes)	K9287 K9096	1 1	S237 S237	
1980-1979	(2 Mounting Holes)	K9096	1	S237	
Pitman Arm					
1987-1986		K9494	1	S237	
1984-1981		K9138	1	S237	
Tie Rod Adjuster					
1987-1986		ES2154S	2	S237	
1984-1981		ES2154S	2	S237	
1980	From 11/1/80	ES2154S	2	S237	
Tie Rod End					
1987	From Chassis Number 11H-589387 Thru Chassis Number 11H-589386	Inner Inner	ES2992RL ES2995RL	2 2	S237 S237
1987-1986	(Powdered Metal Gusher Brg. For Better Lubrication)	Outer	ES2361 ‡	2	S237
1986		Inner	ES2995RL	2	S237
1984-1982	(Powdered Metal Gusher Brg. For Better Lubrication)	Outer Inner	ES2361 ‡ ES2362	2 2	S237 S237
1981	From 11/1/80, (Powdered Metal Gusher Brg. For Better Lubrication) From 11/1/80 Thru 11/1/80, (Includes Sunoloy-Coated Metal Bearing To Combine Durability With Smooth Stud Swing) Thru 11/1/80, (Includes Sunoloy-Coated Metal Bearing To Combine Durability With Smooth Stud Swing)	Outer Inner Outer Inner	ES2361 ‡ ES2362 ES2073L ‡ ES2074R ‡	2 2 2 2	S237 S237 S237 S237
1980-1979	(Includes Sunoloy-Coated Metal Bearing To Combine Durability With Smooth Stud Swing) (Includes Sunoloy-Coated Metal Bearing To Combine Durability With Smooth Stud Swing)	Outer Inner	ES2073L ‡ ES2074R ‡	2 2	S237 S237

MAZDA TRUCK-B2000 (Cont.)

REAR SUSPENSION

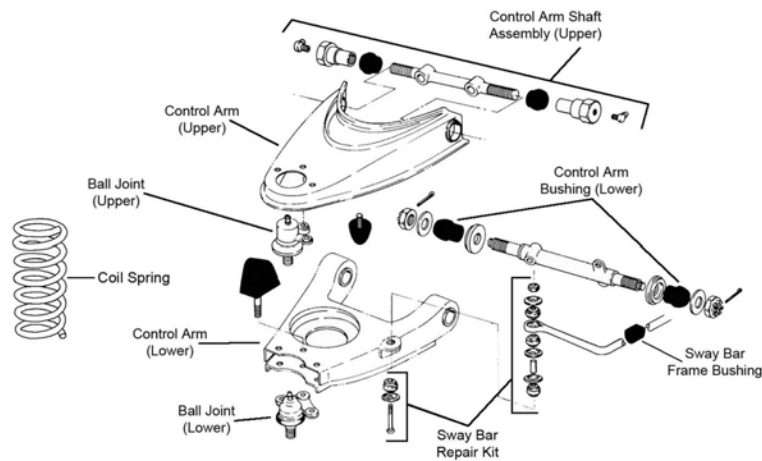


R309

Year	Model/Application	Part	P/C Qty	Figure	
Leaf Spring Bushing					
1987-1986		Front	K9948	4	R309
1984-1981	Two Wheel Drive (4x2)	Front	K9948	4	R309
Leaf Spring Shackle Bushing					
1984-1981	Two Wheel Drive (4x2)		K9948	8	R309

MAZDA TRUCK-B2200

FRONT SUSPENSION



F471

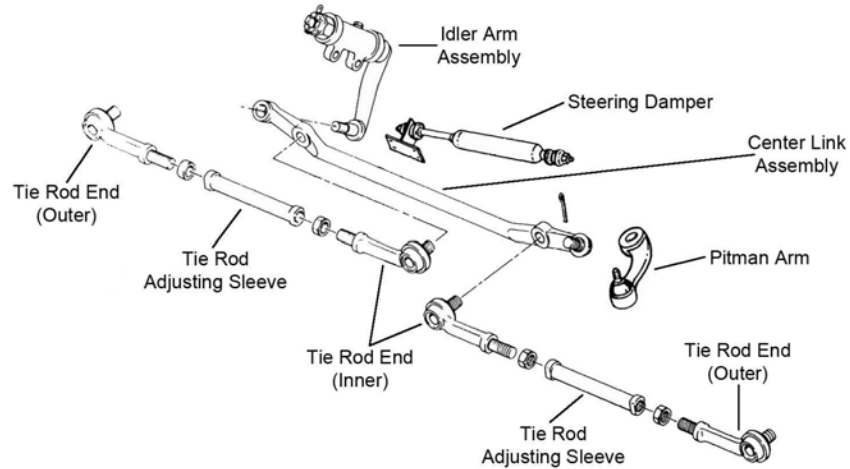
F471

Year	Model/Application	Part	P/C Qty	Figure	
Ball Joint					
1990-1987		Upper	K9554	2	
		Lower	K9597	2	
1984-1982		Upper	K9046	2	F471
		Lower	K9099	2	F471
Control Arm					
1990-1987	(R-Series)	Left Upper	RK622003	1	
	(R-Series)	Right Upper	RK622004	1	
Control Arm Shaft Assembly					
1990-1987		Upper	K9154	2	
1984-1982		Upper	K9154	2	F471
Control Arm with Ball Joint					
1990-1987	Two Wheel Drive (4x2), (R-Series)	Left Lower	RK620528	1	
	Two Wheel Drive (4x2), (R-Series)	Right Lower	RK620529	1	

FRONT SUSPENSION (Cont.)

Year	Model/Application	Part	P/C Qty	Figure
Strut Rod Bushing				
1990-1987	Two Wheel Drive (4x2), (Contains Thermoplastic Bushing)	K9511 ‡	1	
Sway Bar Repair Kit				
1990-1987		K90120	2	
1984-1982	(Includes Polyurethane Bushings And Solid Metal Sleeve For Enhanced Performance. Barrel Nut Allows For Easier Installation.) (Standard Design)	K700533 ‡	2	F471
		K447	2	F471

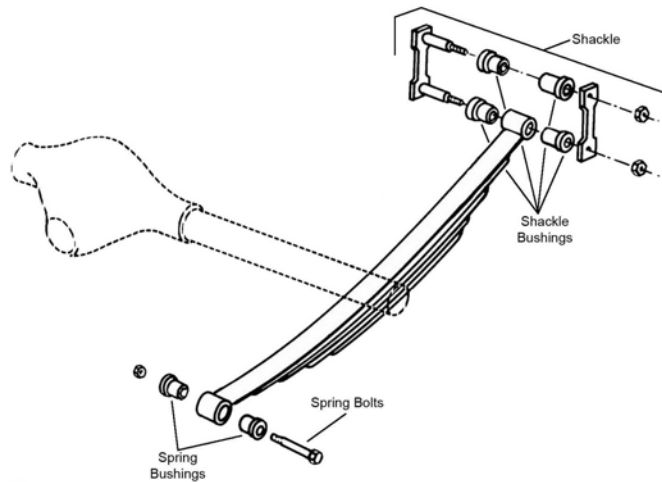
STEERING



S237

Year	Model/Application	Part	P/C Qty	Figure
Idler Arm				
1990-1987		K9508	1	
1984-1982	(3 Mounting Holes)	K9287	1	S237
Pitman Arm				
1990-1987		K9496	1	
1984-1982		K9138	1	S237
Tie Rod Adjuster				
1990-1987		ES2154S	2	
1984-1982		ES2154S	2	S237
Tie Rod End				
1990-1987	(Powdered Metal Gusher Brg. For Better Lubrication)	Outer ES2361 ‡ Inner ES2992RL	2 2	
1984-1982	(Powdered Metal Gusher Brg. For Better Lubrication)	Outer ES2361 ‡ Inner ES2362	2 2	S237 S237

REAR SUSPENSION



R309

MAZDA TRUCK-B2200 (Cont.)

REAR SUSPENSION (Cont.)

Year	Model/Application	Part	P/C Qty	Figure
Leaf Spring Bushing				
1990-1987		Front	K9948	2
1984-1982		Front	K9948	4 R309
Leaf Spring Shackle Bushing				
1984-1982			K9948	8 R309

MAZDA TRUCK-B2600

FRONT SUSPENSION

Year	Model/Application	Part	P/C Qty	Figure
Ball Joint				
1990-1987		Upper	K9554	2
	Four Wheel Drive (4X4)	Lower	K9553	2
	Two Wheel Drive (4x2)	Lower	K9597	2
Control Arm Bushing				
1990-1987	Four Wheel Drive (4X4), (Contains Front And Rear Bushings)	Lower	K90057	2
Control Arm Shaft Assembly				
1990	Two Wheel Drive (4x2)	Upper	K90072	2
1989-1987	Four Wheel Drive (4X4)	Upper	K90072	2
	Two Wheel Drive (4x2)	Upper	K9154	2
Control Arm with Ball Joint				
1990-1987	Two Wheel Drive (4x2), (R-Series)	Left Lower	RK620528	1
	Two Wheel Drive (4x2), (R-Series)	Right Lower	RK620529	1
Strut Rod Bushing				
1990-1987	Two Wheel Drive (4x2), (Contains Thermoplastic Bushing)		K9511 ‡	1
Sway Bar Bushing				
1990-1987	Two Wheel Drive (4x2)		K90016	1
Sway Bar Repair Kit				
1990-1989			K90120	2

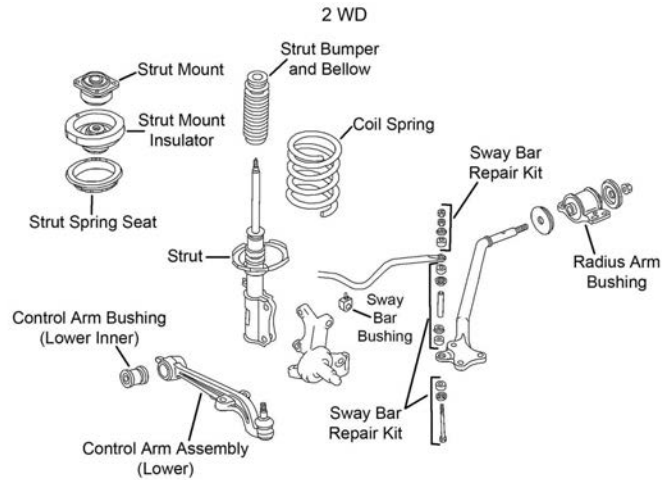
STEERING

Year	Model/Application	Part	P/C Qty	Figure
Idler Arm				
1990-1987			K9508	1
Pitman Arm				
1990-1987			K9496	1
Tie Rod Adjuster				
1990-1987			ES2154S	2
Tie Rod End				
1990-1987		Inner	ES2992RL	2
	Four Wheel Drive (4X4)	Outer	ES2996RL	2
	Two Wheel Drive (4x2), (Powdered Metal Gusher Brg. For Better Lubrication)	Outer	ES2361 ‡	2

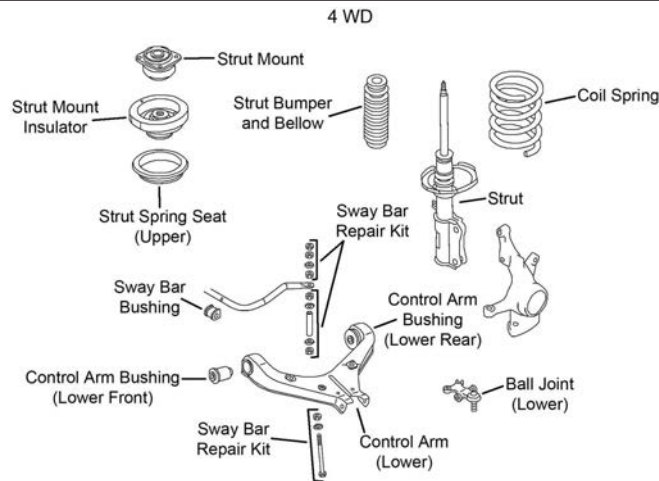
REAR SUSPENSION

Year	Model/Application	Part	P/C Qty	Figure
Leaf Spring Bushing				
1990-1987		Front	K9948	4

FRONT SUSPENSION



F542



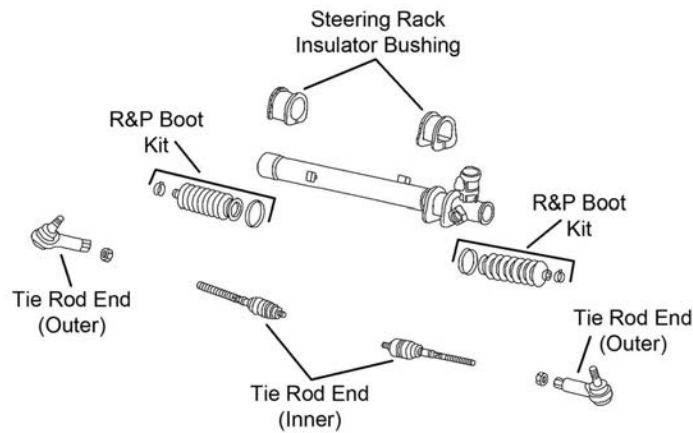
F543

Year	Model/Application	Part	P/C Qty	Figure	
Ball Joint					
1990-1989	Four Wheel Drive (4X4)	Lower	K90694	2	F543
Control Arm with Ball Joint					
1990	Four Wheel Drive (4X4), (R-Series)	Left Lower	RK622710	1	F543
1990-1989	Two Wheel Drive (4x2), (Contains Bushing, R-Series)	Lower	RK9651	2	F542
Strut Bumper Bellows					
1990	(Contains Bumper)		K90463	2	F542, F543
Strut Mount					
1990-1989	(Contains Bearing)		K9717	2	F542, F543
Sway Bar Bushing					
1990-1989	Two Wheel Drive (4x2)	To Frame	K90013	1	F542
Sway Bar Repair Kit					
1990-1989	Four Wheel Drive (4X4)		K90127	2	F543
	Two Wheel Drive (4x2)		K90120	2	F542
Wheel Hub & Bearing Assembly					
1990-1989	Two Wheel Drive (4x2)		513131	2	

MAZDA TRUCK-MPV (Cont.)

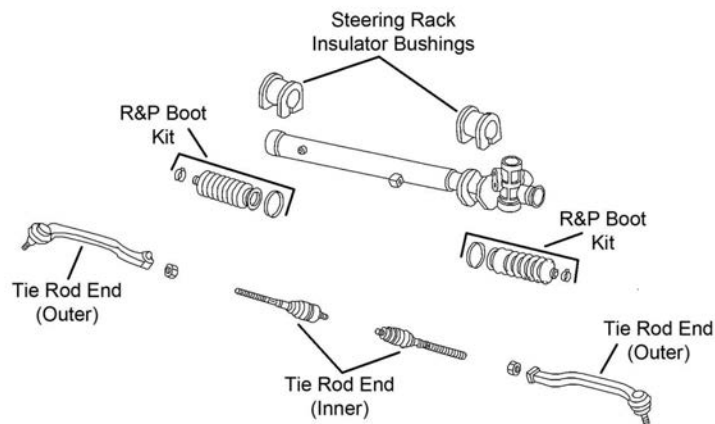
STEERING

4 WD



S408

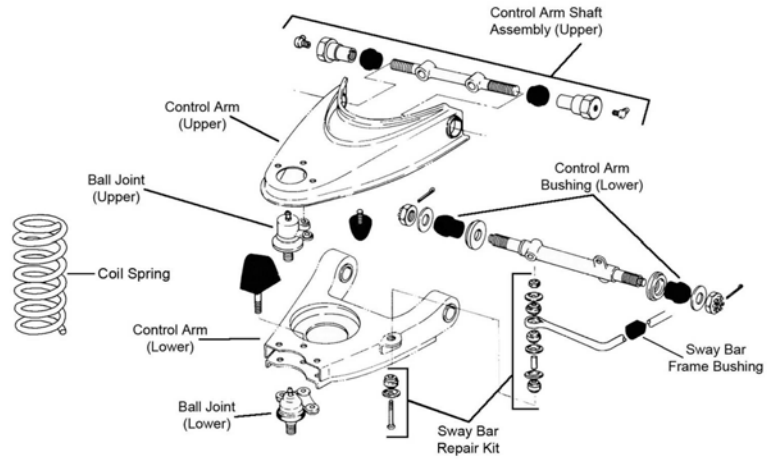
2 WD



S410

Year	Model/Application	Part	P/C Qty	Figure
Rack & Pinion Boot Kit				
1990-1989	Four Wheel Drive (4X4)	K8581	2	S408
Tie Rod End				
1990-1989	Four Wheel Drive (4X4), (Powdered Metal Gusher Brg. For Better Lubrication)	Outer	ES3454 ‡	2 S408
	Two Wheel Drive (4x2), (Powdered Metal Gusher Brg. For Better Lubrication)	Outer	ES3155RL ‡	2 S410
	Two Wheel Drive (4x2), (Full Ball Stud Provides 360 Degrees Of Smooth Rotation)	Inner	EV287 ‡	2 S410

FRONT SUSPENSION

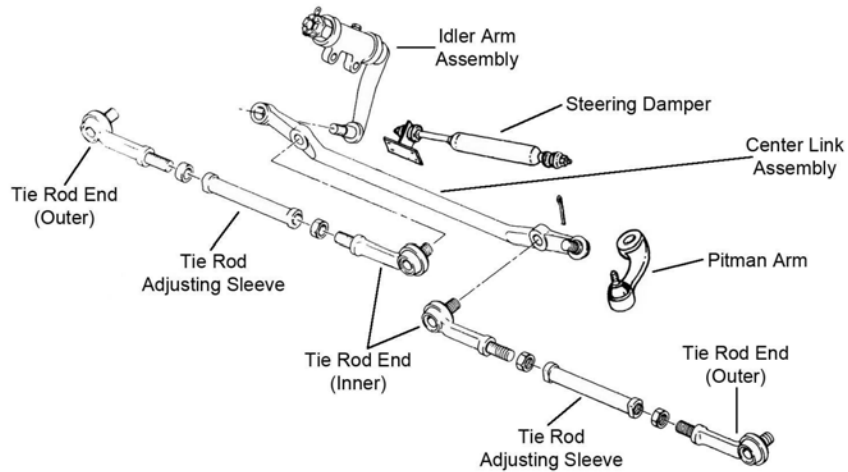


F471

F471

Year	Model/Application	Part	P/C Qty	Figure	
Ball Joint					
1977-1974		Upper	K9026	2	F471
Control Arm Bushing					
1977-1974	(Contains Front And Rear Bushings)	Lower	K9178	2	F471
Control Arm Shaft Assembly					
1977-1974		Upper	K9154	2	F471
Sway Bar Bushing					
1977-1974			K9246	1	F471
Sway Bar Repair Kit					
1977-1974	(Includes Polyurethane Bushings And Solid Metal Sleeve For Enhanced Performance. Barrel Nut Allows For Easier Installation.) (Standard Design)		K700533 ‡	2	F471
			K447	2	F471

STEERING



S237

Year	Model/Application	Part	P/C Qty	Figure	
Idler Arm					
1977-1974			K9096	1	S237
Tie Rod End					
1977-1974	(Includes Sunoloy-Coated Metal Bearing To Combine Durability With Smooth Stud Swing)	Outer	ES2073L ‡	2	S237
	(Includes Sunoloy-Coated Metal Bearing To Combine Durability With Smooth Stud Swing)	Inner	ES2074R ‡	2	S237

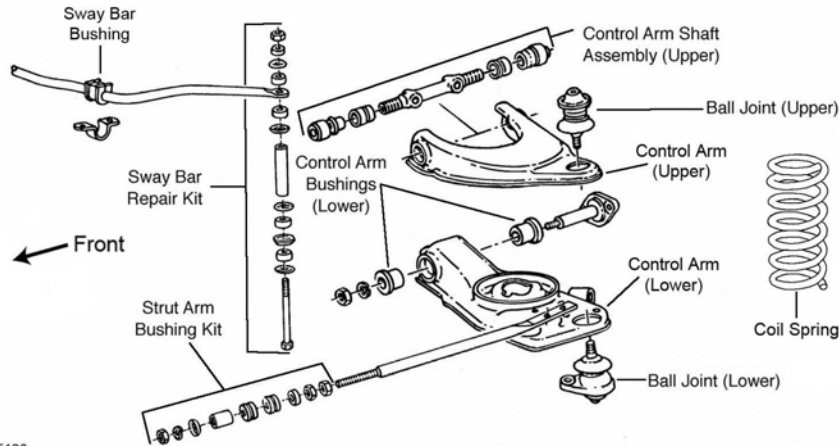
MITSUBISHI FUSO-FE434

STEERING

Year	Model/Application	Part	P/C Qty	Figure
Tie Rod End				
1988-1987	3.78" Length	Left	ES2557R	1
	3.78" Length	Right	ES2556L	1

MITSUBISHI TRUCK-2300

FRONT SUSPENSION

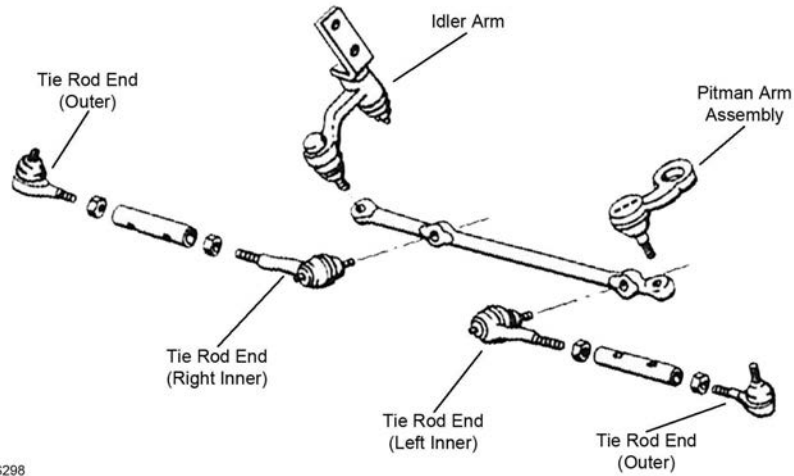


F136

F136

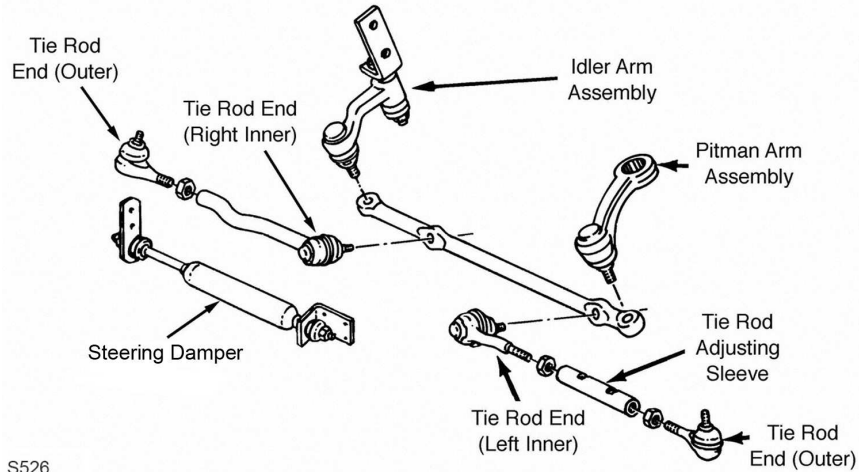
Year	Model/Application	Part	P/C Qty	Figure
Ball Joint				
1985-1983	Four Wheel Drive (4X4)	Lower	K9009	2
	Two Wheel Drive (4x2)	Lower	K9346	2
				F136
Control Arm Bumper Bushing				
1985-1983	Four Wheel Drive (4X4)	Lower	K6610	2
	Two Wheel Drive (4x2)	Left Lower	K6608	1
	Two Wheel Drive (4x2)	Right Lower	K6609	1
Control Arm Bushing				
1985-1983	Two Wheel Drive (4x2), (Contains Front And Rear Bushings)	Lower	K9179	2
				F136
Control Arm Bushing Set				
1985-1983	Four Wheel Drive (4X4), (Contains Front And Rear Bushings)	Lower	K9430	2
Control Arm Shaft Assembly				
1985-1983	Four Wheel Drive (4X4)	Upper	K9399	2
	Two Wheel Drive (4x2)	Upper	K9335	2
				F136
Strut Rod Bushing				
1985-1983	Two Wheel Drive (4x2)		K9887	1
				F136
Sway Bar Bushing				
1985-1983	Four Wheel Drive (4X4)	To Frame	K9432	1
	Two Wheel Drive (4x2)	To Frame	K7316	1
				F136
Sway Bar Repair Kit				
1985-1983	Four Wheel Drive (4X4), (Bolts Not Included)	Center	K7402	2
	Four Wheel Drive (4X4)	To End	K90100	2
	Two Wheel Drive (4x2)		K7312	2
	Two Wheel Drive (4x2), (Standard Design)		K9231	2
	Two Wheel Drive (4x2), 5" Length, (Includes Polyurethane Bushings And Solid Metal Sleeve For Enhanced Performance. Barrel Nut Allows For Easier Installation.)		K700530 ‡	2
				F136

STEERING



S298

S298



S526

S526

Year	Model/Application	Part	P/C Qty	Figure
Idler Arm				
1985-1983	Four Wheel Drive (4X4), (Powdered Metal Gusher Brg. For Better Lubrication)	K9378 ‡	1	S298
	Two Wheel Drive (4x2), (Powdered Metal Gusher Brg. For Better Lubrication)	K9486 ‡	1	S526
Idler Arm Bushing Kit				
1985-1983	Four Wheel Drive (4X4), (For OE Design Idler Arm Only)	Bracket End K9381	1	
Idler Arm Repair Kit				
1985-1983	Two Wheel Drive (4x2), (For OE Design Idler Arm Only)	K9100	1	
Pitman Arm				
1985-1983	Two Wheel Drive (4x2)	K9130	1	S526
1984	Four Wheel Drive (4X4), Thru 4/14/84	K9388	1	S298
1983	Four Wheel Drive (4X4)	K9388	1	S298
Steering Damper Kit				
1985-1983	Two Wheel Drive (4x2), (Trail Boss)	Front SSD45	1	S526
Tie Rod Adjusting Sleeve				
1985-1983	Four Wheel Drive (4X4)	ES2251S	2	S298
	Two Wheel Drive (4x2)	ES460S	1	S526
Tie Rod End				
1985-1983	Four Wheel Drive (4X4)	Outer ES2246L	2	S298
	Four Wheel Drive (4X4)	Inner ES2245R	2	S298
	Two Wheel Drive (4x2), (Includes Sunoloy-Coated Metal Bearing To Combine Durability With Smooth Stud Swing)	Outer ES2194R ‡	2	S526
	Two Wheel Drive (4x2), (Includes Sunoloy-Coated Metal Bearing To Combine Durability With Smooth Stud Swing)	Left Inner ES2197R ‡	1	S526
	Two Wheel Drive (4x2)	Right Inner ES2199R	1	S526

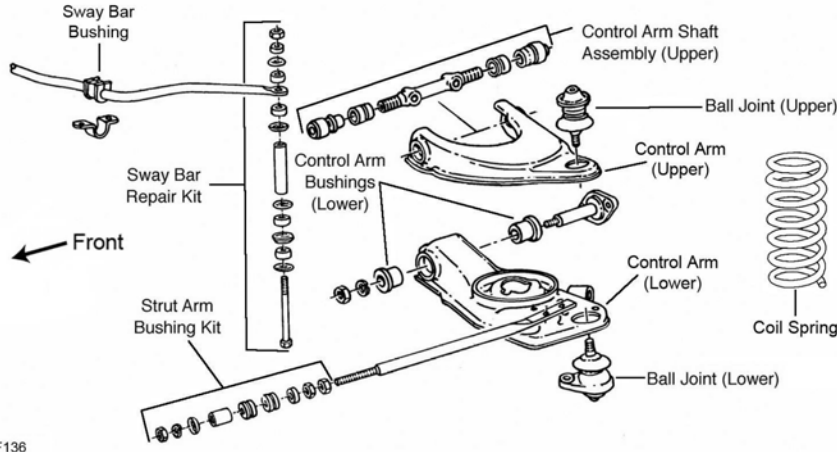
MITSUBISHI TRUCK-2300 (Cont.)

REAR SUSPENSION

Year	Model/Application	Part	P/C Qty	Figure
Leaf Spring Shackle Bushing				
1985-1983		Upper Lower	SB345 SB334	2 2

MITSUBISHI TRUCK-2600

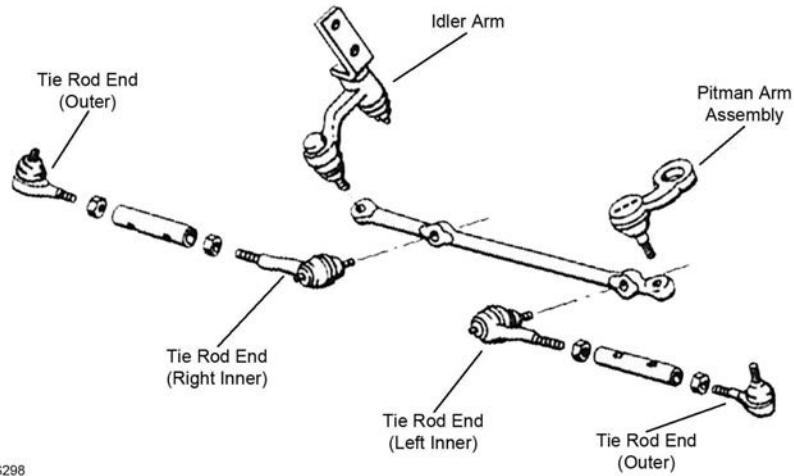
FRONT SUSPENSION



F136

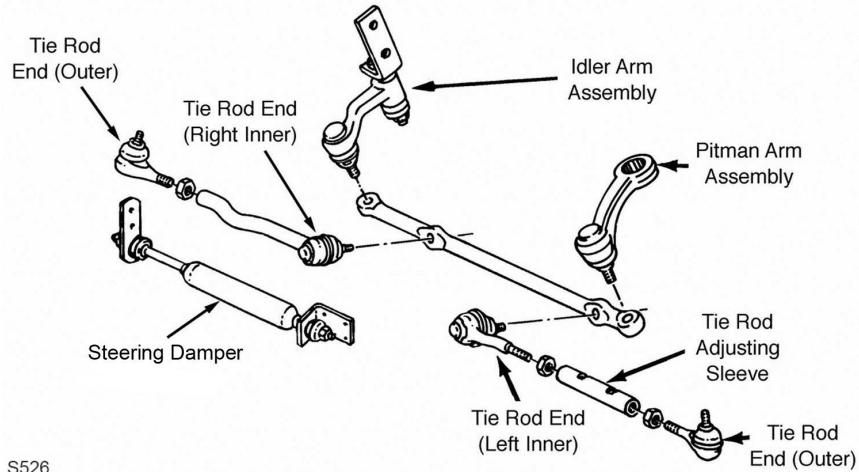
Year	Model/Application	Part	P/C Qty	Figure
Ball Joint				
1986-1983	Four Wheel Drive (4X4) Two Wheel Drive (4x2)	Lower Lower	K9009 K9346	2 2
Control Arm Bumper Bushing				
1986-1983	Four Wheel Drive (4X4) Two Wheel Drive (4x2) Two Wheel Drive (4x2)	Lower Left Lower Right Lower	K6610 K6608 K6609	2 1 1
Control Arm Bushing				
1986-1983	Two Wheel Drive (4x2), (Contains Front And Rear Bushings)	Lower	K9179	2
Control Arm Bushing Set				
1986-1983	Four Wheel Drive (4X4), (Contains Front And Rear Bushings)	Lower	K9430	2
Control Arm Shaft Assembly				
1986-1983	Four Wheel Drive (4X4) Two Wheel Drive (4x2)	Upper Upper	K9399 K9335	2 2
Strut Rod Bushing				
1986-1983	Two Wheel Drive (4x2)		K9887	1
Sway Bar Bushing				
1986-1983	Four Wheel Drive (4X4) Two Wheel Drive (4x2)	To Frame To Frame	K9432 K7316	1 1
Sway Bar Repair Kit				
1986-1983	Four Wheel Drive (4X4), (Bolts Not Included) Four Wheel Drive (4X4) Two Wheel Drive (4x2), (Optional) Two Wheel Drive (4x2), (Standard Design) Two Wheel Drive (4x2), 5" Length, (Includes Polyurethane Bushings And Solid Metal Sleeve For Enhanced Performance. Barrel Nut Allows For Easier Installation.)	Center To End	K7402 K90100 K7312 K9231 K700530 ‡	2 2 2 2 2

STEERING



S298

S298



S526

S526

Year	Model/Application	Part	P/C Qty	Figure
Idler Arm				
1986-1983	Four Wheel Drive (4X4), (Powdered Metal Gusher Brg. For Better Lubrication)	K9378 ‡	1	S298
	Two Wheel Drive (4x2), (Powdered Metal Gusher Brg. For Better Lubrication)	K9486 ‡	1	S526
Idler Arm Bushing Kit				
1986-1983	Four Wheel Drive (4X4), (For OE Design Idler Arm Only)	Bracket End K9381	1	
Idler Arm Repair Kit				
1986-1983	Two Wheel Drive (4x2), (For OE Design Idler Arm Only)	K9100	1	
Pitman Arm				
1986-1983	Two Wheel Drive (4x2)	K9130	1	S526
1984	Four Wheel Drive (4X4), Thru 4/14/84	K9388	1	S298
1983	Four Wheel Drive (4X4)	K9388	1	S298
Steering Damper Kit				
1986-1983	Two Wheel Drive (4x2), (Trail Boss)	Front SSD45	1	S526
Tie Rod Adjusting Sleeve				
1986-1983	Four Wheel Drive (4X4)	ES2251S	2	S298
	Two Wheel Drive (4x2)	ES460S	1	S526
Tie Rod End				
1986-1983	Four Wheel Drive (4X4)	Outer ES2246L	2	S298
	Four Wheel Drive (4X4)	Inner ES2245R	2	S298
	Two Wheel Drive (4x2), (Includes Sunoloy-Coated Metal Bearing To Combine Durability With Smooth Stud Swing)	Outer ES2194R ‡	2	S526
	Two Wheel Drive (4x2), (Includes Sunoloy-Coated Metal Bearing To Combine Durability With Smooth Stud Swing)	Left Inner ES2197R ‡	1	S526
	Two Wheel Drive (4x2)	Right Inner ES2199R	1	S526

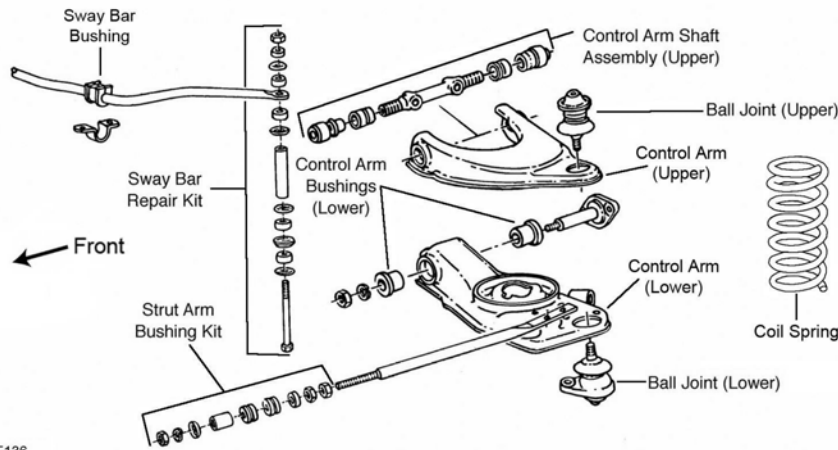
MITSUBISHI TRUCK-2600 (Cont.)

REAR SUSPENSION

Year	Model/Application	Part	P/C Qty	Figure
Leaf Spring Shackle Bushing				
1986-1983		Upper Lower	SB345 SB334	2 2

MITSUBISHI TRUCK-Mighty Max

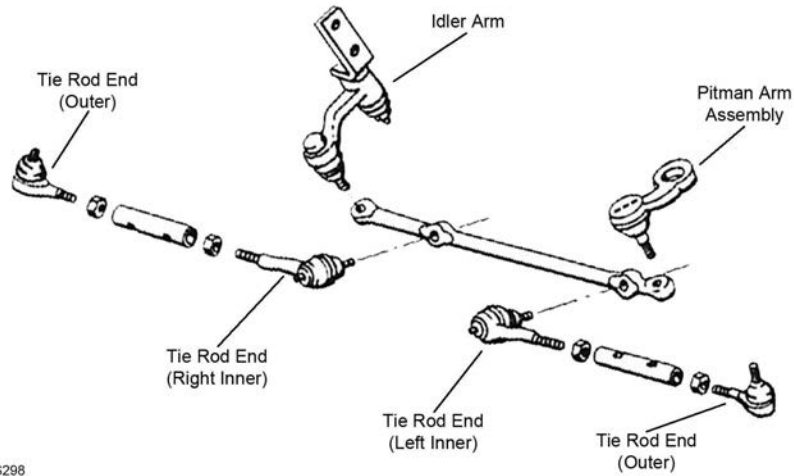
FRONT SUSPENSION



F136

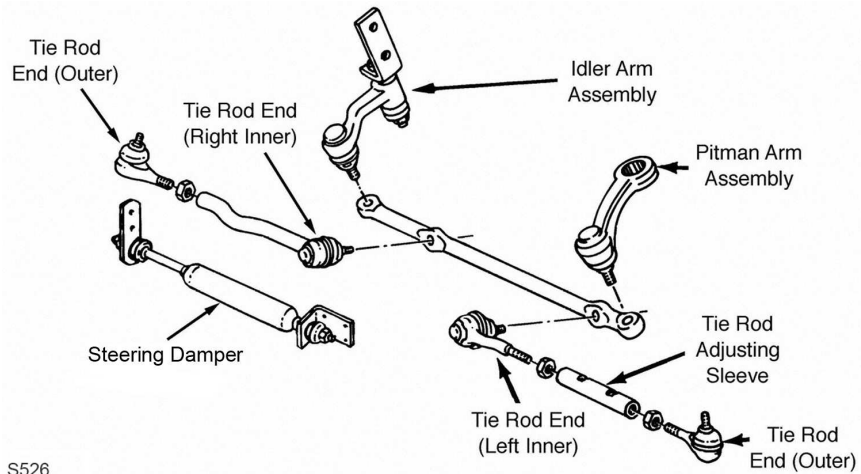
Year	Model/Application	Part	P/C Qty	Figure
Ball Joint				
1990-1987	(Powdered Metal Gusher Brg. For Better Lubrication)	Upper	K9470 ‡	2 F136
1990-1983	Four Wheel Drive (4X4) Two Wheel Drive (4x2)	Lower Lower	K9009 K9346	2 2 F136
Control Arm Bumper Bushing				
1990-1983	Two Wheel Drive (4x2) Two Wheel Drive (4x2)	Left Lower Right Lower	K6608 K6609	1 1
1986-1983	Four Wheel Drive (4X4)	Lower	K6610	2
Control Arm Bushing				
1990-1983	Two Wheel Drive (4x2), (Contains Front And Rear Bushings)	Lower	K9179	2 F136
Control Arm Bushing Set				
1990-1983	Four Wheel Drive (4X4), (Contains Front And Rear Bushings)	Lower	K9430	2
Control Arm Shaft Assembly				
1990-1983	Four Wheel Drive (4X4)	Upper	K9399	2
1986-1983	Two Wheel Drive (4x2)	Upper	K9335	2 F136
Control Arm with Ball Joint				
1990-1987	Four Wheel Drive (4X4), (R-Series) Four Wheel Drive (4X4), (R-Series) Four Wheel Drive (4X4), (Contains Bushings, R-Series) Four Wheel Drive (4X4), (Contains Bushings, R-Series)	Left Upper Right Upper Left Lower Right Lower	RK621009 RK621008 RK620990 RK620989	1 1 1 1
Strut Rod Bushing				
1990-1983	Two Wheel Drive (4x2)		K9887	1 F136
Sway Bar Bushing				
1990-1983	Four Wheel Drive (4X4) Two Wheel Drive (4x2)	To Frame To Frame	K9432 K7316	1 1 F136
Sway Bar Repair Kit				
1990-1983	Four Wheel Drive (4X4), (Bolts Not Included) Four Wheel Drive (4X4) Two Wheel Drive (4x2)	Center To End	K7402 K90100 K7312	2 2 2 F136
1986-1983	Two Wheel Drive (4x2), (Standard Design) Two Wheel Drive (4x2), 5" Length, (Includes Polyurethane Bushings And Solid Metal Sleeve For Enhanced Performance. Barrel Nut Allows For Easier Installation.)		K9231 K700530 ‡	2 2 F136

STEERING



S298

S298



S526

S526

Year	Model/Application	Part	P/C Qty	Figure
Idler Arm				
1990-1983	Four Wheel Drive (4X4), (Powdered Metal Gusher Brg. For Better Lubrication)	K9378 ‡	1	S298
	Two Wheel Drive (4x2), (Powdered Metal Gusher Brg. For Better Lubrication)	K9486 ‡	1	S298
Idler Arm Bushing Kit				
1990-1983	Four Wheel Drive (4X4), (For OE Design Idler Arm Only)	Bracket End K9381	1	S298
Idler Arm Repair Kit				
1990-1983	Two Wheel Drive (4x2), (For OE Design Idler Arm Only)	K9100	1	S298
Pitman Arm				
1990	Two Wheel Drive (4x2), (Greaseable Socket Reduces Corrosion/Wear)	K9653 ‡	1	S298
1989	Two Wheel Drive (4x2), Thru 5/89	K9130	1	S526
1988-1983	Two Wheel Drive (4x2)	K9130	1	S526
1984	Four Wheel Drive (4X4), Thru 4/14/84	K9388	1	S298
1983	Four Wheel Drive (4X4)	K9388	1	S298
Steering Damper Kit				
1990	Two Wheel Drive (4x2), (Trail Boss)	Front SSD45	1	
1989-1983	Two Wheel Drive (4x2), (Trail Boss)	Front SSD45	1	S526
Tie Rod Adjusting Sleeve				
1990		ES2251S	2	S298
1989-1983	Four Wheel Drive (4X4)	ES2251S	2	S298
	Two Wheel Drive (4x2)	ES460S	1	S526
Tie Rod End				
1990	Two Wheel Drive (4x2)	Outer ES3156RL	2	S298
	Two Wheel Drive (4x2)	Inner ES3157RL	2	S298
1990-1983	Four Wheel Drive (4X4)	Outer ES2246L	2	S298
	Four Wheel Drive (4X4)	Inner ES2245R	2	S298

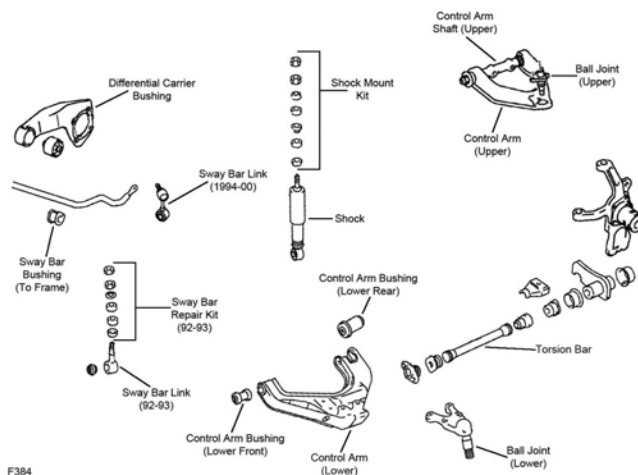
MITSUBISHI TRUCK—Mighty Max (Cont.)

STEERING (Cont.)

Year	Model/Application	Part	P/C Qty	Figure
Tie Rod End				
1989	Two Wheel Drive (4x2), Thru 5/89, (Includes Sunloy-Coated Metal Bearing To Combine Durability With Smooth Stud Swing)	Outer ES2194R ‡	2	S526
1989-1983	Two Wheel Drive (4x2), (Includes Sunloy-Coated Metal Bearing To Combine Durability With Smooth Stud Swing)	Left Inner ES2197R ‡	1	S526
		Right Inner ES2199R	1	S526
1988-1983	Two Wheel Drive (4x2), (Includes Sunloy-Coated Metal Bearing To Combine Durability With Smooth Stud Swing)	Outer ES2194R ‡	2	S526
REAR SUSPENSION				
Year	Model/Application	Part	P/C Qty	Figure
Leaf Spring Shackle Bushing				
1990-1983		Upper SB345	2	
		Lower SB334	2	

MITSUBISHI TRUCK—Montero

FRONT SUSPENSION



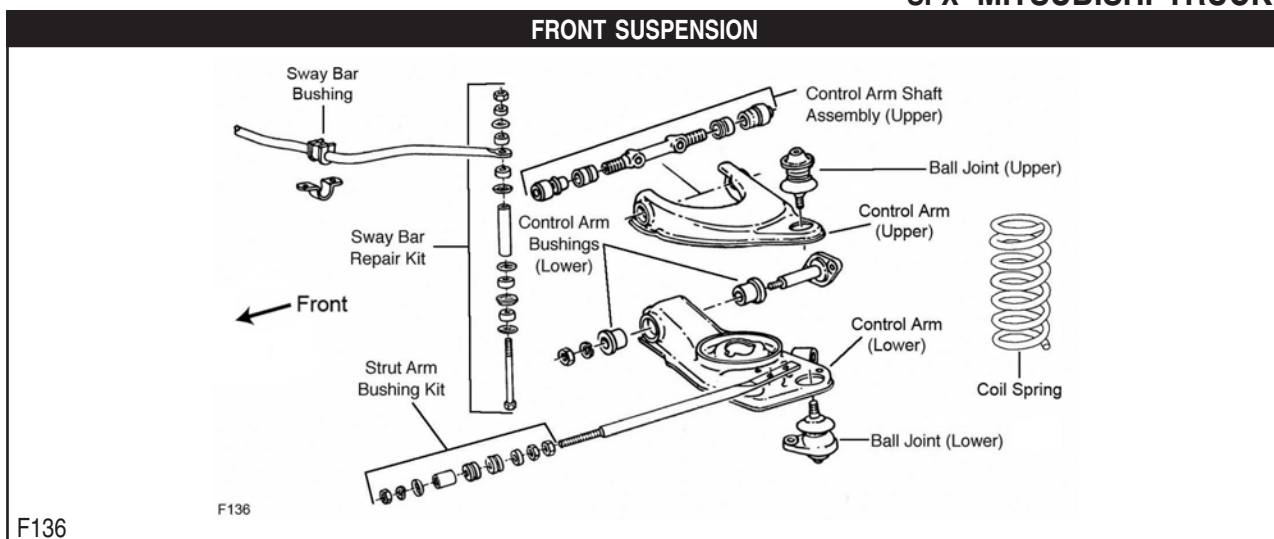
F384

Year	Model/Application	Part	P/C Qty	Figure
Ball Joint				
1990-1983		Lower K9009	2	
Control Arm Bumper Bushing				
1986-1983		Lower K6610	2	
Control Arm Shaft Assembly				
1990-1983		Upper K9399	2	
Control Arm with Ball Joint				
1990-1983	(Contains Bushings, R-Series) (Contains Bushings, R-Series)	Left Lower RK620990	1	
		Right Lower RK620989	1	
Sway Bar Bushing				
1989-1983		To Frame K9434	1	
Sway Bar Link				
1990	(Link And Bushing Kit, Design Allows Ease Of Installation)	K750134 ‡	2	F384
Sway Bar Repair Kit				
1990	(Bushing Kit, Contains 2 Bushings, 2 Washers And Nut) (Bushing Kit, Contains 2 Bushings, 2 Washers And Nut)	Center K7404	2	F384
		To End K7404	2	F384
1989-1983	(Bolts Not Included)	Center K7402	2	
		To End K90100	2	
STEERING				
Year	Model/Application	Part	P/C Qty	Figure
Idler Arm				
1990-1983	(Design Allows Ease Of Installation)	K9738 ‡	1	

(Cont.) **Montero-MITSUBISHI TRUCK**

STEERING (Cont.)				
Year	Model/Application	Part	P/C Qty	Figure
Idler Arm Bushing Kit				
1989	Thru 6/89, (For OE Design Idler Arm Only)	Bracket End	K9381	1
1988-1983	(For OE Design Idler Arm Only)	Bracket End	K9381	1
Pitman Arm				
1990			K9454	1
1989	From 9/89 Thru 5/89		K9454 K9552	1 1
1988-1983			K9552	1
Steering Damper Bellows				
1990-1986	(Trail Boss)	Front	SSD68	1
Steering Damper Kit				
1990-1986	(Super Trail Boss)	Front	SSD99	1
Tie Rod End				
1990-1983		Outer Inner	ES2246L ES2245R	2 2
REAR SUSPENSION				
Year	Model/Application	Part	P/C Qty	Figure
Sway Bar Repair Kit				
1990-1989	(Standard Design) 5.5" Length, (Includes Polyurethane Bushings And Solid Metal Sleeve For Enhanced Performance. Barrel Nut Allows For Easier Installation.)		K9232 K700528 ‡	2 2

SPX-MITSUBISHI TRUCK



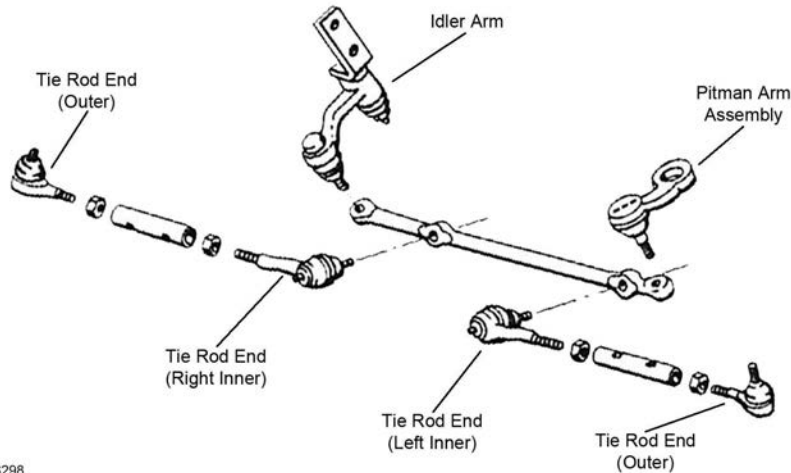
Year	Model/Application	Part	P/C Qty	Figure
Ball Joint				
1989-1987	(Powdered Metal Gusher Brg. For Better Lubrication) Four Wheel Drive (4X4) Two Wheel Drive (4x2)	Upper Lower Lower	K9470 ‡ K9009 K9346	2 2 2
Control Arm Bumper Bushing				
1989-1987	Two Wheel Drive (4x2) Two Wheel Drive (4x2)	Left Lower Right Lower	K6608 K6609	1 1
Control Arm Bushing				
1989-1987	Two Wheel Drive (4x2), (Contains Front And Rear Bushings)	Lower	K9179	2
Control Arm Bushing Set				
1989-1987	Four Wheel Drive (4X4), (Contains Front And Rear Bushings)	Lower	K9430	2
Control Arm Shaft Assembly				
1989-1987	Four Wheel Drive (4X4)	Upper	K9399	2
Control Arm with Ball Joint				
1989-1987	Four Wheel Drive (4X4), (R-Series) Four Wheel Drive (4X4), (R-Series)	Left Upper Right Upper	RK621009 RK621008	1 1

MITSUBISHI TRUCK-SPX (Cont.)

FRONT SUSPENSION (Cont.)

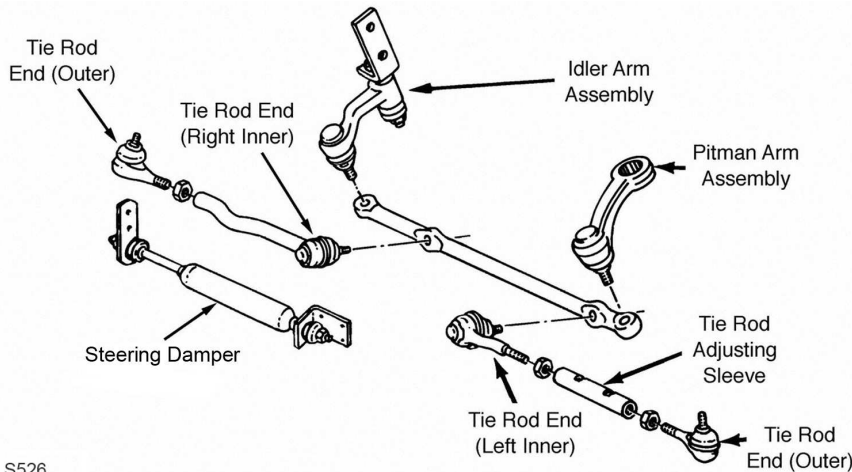
Year	Model/Application	Part	P/C Qty	Figure
Control Arm with Ball Joint				
1989-1987 (Cont.)	Four Wheel Drive (4X4), (Contains Bushings, R-Series)	Left Lower	RK620990	1
	Four Wheel Drive (4X4), (Contains Bushings, R-Series)	Right Lower	RK620989	1
Strut Rod Bushing				
1989-1987	Two Wheel Drive (4x2)		K9887	1 F136
Sway Bar Bushing				
1989-1987	Four Wheel Drive (4X4)	To Frame	K9432	1
	Two Wheel Drive (4x2)	To Frame	K7316	1 F136
Sway Bar Repair Kit				
1989-1987	Four Wheel Drive (4X4), (Bolts Not Included)	To End	K7402	2
	Four Wheel Drive (4X4), (Complete Kit)		K90100	2
	Two Wheel Drive (4x2)		K7312	2 F136

STEERING



S298

S298



S526

S526

Year	Model/Application	Part	P/C Qty	Figure
Idler Arm				
1989-1987	Four Wheel Drive (4X4), (Powdered Metal Gusher Brg. For Better Lubrication)		K9378 ‡	1 S298
	Two Wheel Drive (4x2), (Powdered Metal Gusher Brg. For Better Lubrication)		K9486 ‡	1 S526
Idler Arm Bushing Kit				
1989-1987	Four Wheel Drive (4X4), (For OE Design Idler Arm Only)	Bracket End	K9381	1
Idler Arm Repair Kit				
1989-1987	Two Wheel Drive (4x2), (For OE Design Idler Arm Only)		K9100	1
Pitman Arm				
1989	Two Wheel Drive (4x2), Thru 5/89		K9130	1 S526

(Cont.) SPX-MITSUBISHI TRUCK

STEERING (Cont.)					
Year	Model/Application	Part	P/C Qty	Figure	
Pitman Arm					
1988-1987	Two Wheel Drive (4x2)	K9130	1	S526	
Steering Damper Kit					
1989-1987	Two Wheel Drive (4x2), (Trail Boss)	Front SSD45	1	S526	
Tie Rod Adjusting Sleeve					
1989-1987	Four Wheel Drive (4X4)	ES2251S	2	S298	
	Two Wheel Drive (4x2)	ES460S	1	S526	
Tie Rod End					
1989	Two Wheel Drive (4x2), (Includes Sunoloy-Coated Metal Bearing To Combine Durability With Smooth Stud Swing)	Left Inner	ES2197R ‡	1	
		Right Inner	ES2199R	1	
		Outer	ES2194R ‡	2	S526
1989-1987	Four Wheel Drive (4X4)	Outer	ES2246L	2	S298
	Four Wheel Drive (4X4)	Inner	ES2245R	2	S298
1988-1987	Two Wheel Drive (4x2), (Includes Sunoloy-Coated Metal Bearing To Combine Durability With Smooth Stud Swing)	Outer	ES2194R ‡	2	S526
		Left Inner	ES2197R ‡	1	S526
	Two Wheel Drive (4x2), (Includes Sunoloy-Coated Metal Bearing To Combine Durability With Smooth Stud Swing)	Right Inner	ES2199R	1	S526
		Two Wheel Drive (4x2)	Right Inner	ES2199R	1
REAR SUSPENSION					
Year	Model/Application	Part	P/C Qty	Figure	
Leaf Spring Shackle Bushing					
1989-1987		Upper	SB345	2	
		Lower	SB334	2	

Van-MITSUBISHI TRUCK

FRONT SUSPENSION				
Year	Model/Application	Part	P/C Qty	Figure
Ball Joint				
1990-1987	Two Wheel Drive (4x2)	Upper	K9664	2
		Lower	K9665	2
Control Arm with Ball Joint				
1990-1987	(Except Welded Tab, R-Series) (Welded Tab, R-Series) (Except Welded Tab, R-Series) (Welded Tab, R-Series) (Contains Bushing, R-Series) (Contains Bushing, R-Series)	Left Upper	RK621394	1
		Left Upper	RK621396	1
		Right Upper	RK621393	1
		Right Upper	RK621395	1
		Left Lower	RK620820	1
		Right Lower	RK620821	1
Sway Bar Repair Kit				
1990-1987	Two Wheel Drive (4x2), (Standard Design)	K90104	2	
	Two Wheel Drive (4x2), 7-1/4" Length, (Includes Polyurethane Bushings And Solid Metal Sleeve For Enhanced Performance. Barrel Nut Allows For Easier Installation.)	K700538 ‡	2	
STEERING				
Year	Model/Application	Part	P/C Qty	Figure
Idler Arm Repair Kit				
1990-1987	(For OE Design Idler Arm Only)	K9100	1	
Pitman Arm				
1989-1987		K9130	1	
Rack & Pinion Boot Kit				
1990-1987	Manual Steering	K8581	1	
	Power Steering, (Standard Design)	K9877	2	
Tie Rod End				
1990-1987	Rack & Pinion Power, (Full Ball Stud Provides 360 Degrees Of Smooth Rotation)	Outer	ES3044RL	2
		Inner	EV206 ‡	2

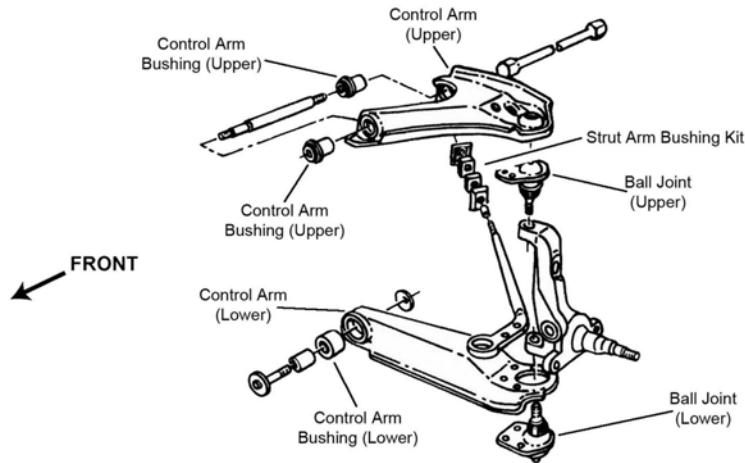
MITSUBISHI TRUCK-Wagon

FRONT SUSPENSION

Year	Model/Application	Part	P/C Qty	Figure
Ball Joint				
1990-1987	Two Wheel Drive (4x2)	Upper Lower	K9664 K9665	2 2
Sway Bar Repair Kit				
1990-1987	Two Wheel Drive (4x2), (Standard Design) Two Wheel Drive (4x2), 7-1/4" Length, (Includes Polyurethane Bushings And Solid Metal Sleeve For Enhanced Performance. Barrel Nut Allows For Easier Installation.)		K90104 K700538 ‡	2 2
STEERING				
Year	Model/Application	Part	P/C Qty	Figure
Idler Arm Repair Kit				
1990-1987	(For OE Design Idler Arm Only)		K9100	1
Rack & Pinion Boot Kit				
1990-1987	Manual Steering Power Steering, (Standard Design)		K8581 K9877	1 2
Tie Rod End				
1990-1987	Rack & Pinion Power, (Full Ball Stud Provides 360 Degrees Of Smooth Rotation)	Outer Inner	ES3044RL EV206 ‡	2 2

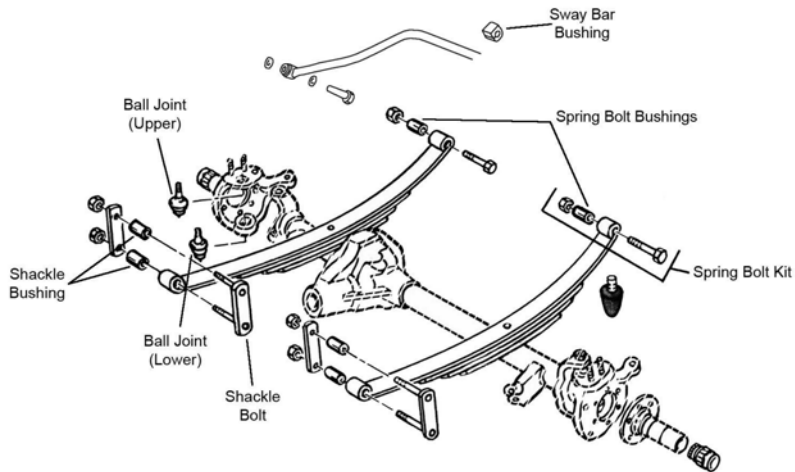
NAVISTAR/INTERNATIONAL-100, 1000 Series

FRONT SUSPENSION



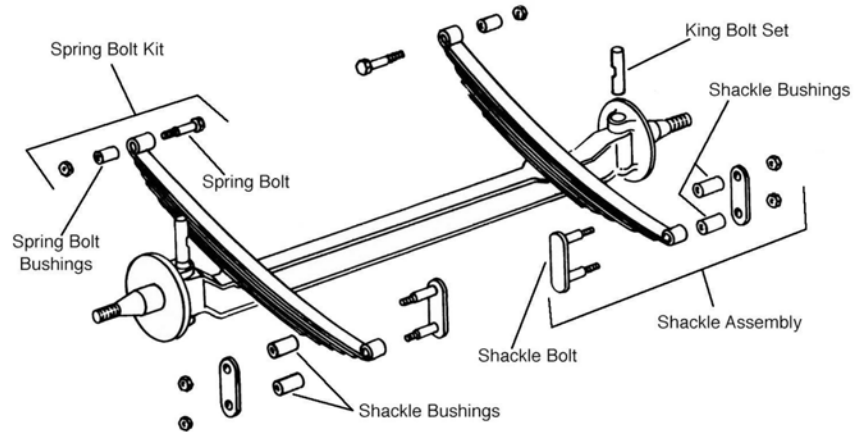
F154

F154



F509

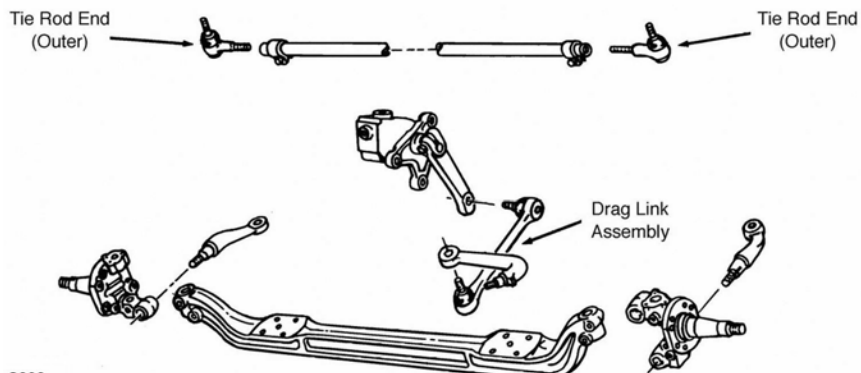
**(Cont.) 100, 1000 Series-NAVISTAR/INTERNATIONAL
FRONT SUSPENSION (Cont.)**



F510

Year	Model/Application	Part	P/C Qty	Figure
100				
Ball Joint				
1974	Four Wheel Drive (4X4), FA62 Axle, (Powdered Metal Gusher Brg. For Better Lubrication)	Upper	K8194T ‡	2 F509
	Four Wheel Drive (4X4), FA62 Axle, (Powdered Metal Gusher Brg. For Better Lubrication)	Lower	K8195T ‡	2 F509
	Two Wheel Drive (4x2), FA5 Axle, (Powdered Metal Gusher Brg. For Better Lubrication)	Upper	K778 ‡	2 F154
Control Arm Bushing				
1974	Two Wheel Drive (4x2), (Optional, Eccentric Bushing, Provides Additional Positive(+) Camber Adjustment, High Quality Elastomer For Durability And Performance)	Upper	K7104 ‡	2 F154
A100				
King Bolt Set				
1958-1957	.8605" Pin Diameter, 5.437" Length, (Contains Metal Bushing)		8390B	1 F510
Leaf Spring Bushing				
1958-1957	FA1 And FA10 Axles, (Split Type Bushing)	Front	K7308	2 F510
Leaf Spring Shackle Bushing				
1958-1957	FA1 And FA10 Axles, (Split Type Bushing)		K7308	4 F510
B100				
King Bolt Set				
1960-1959	.8605" Pin Diameter, 5.437" Length, (Contains Metal Bushing)		8390B	1 F510
Leaf Spring Bushing				
1960-1959	FA1 And FA10 Axles, (Split Type Bushing)	Front	K7308	2 F510
Leaf Spring Shackle Bushing				
1960-1959	FA1 And FA10 Axles, (Split Type Bushing)	Lower	K7308	2 F510
S100				
King Bolt Set				
1956	.8605" Pin Diameter, 5.437" Length, (Contains Metal Bushing)		8390B	1 F510

STEERING



S232

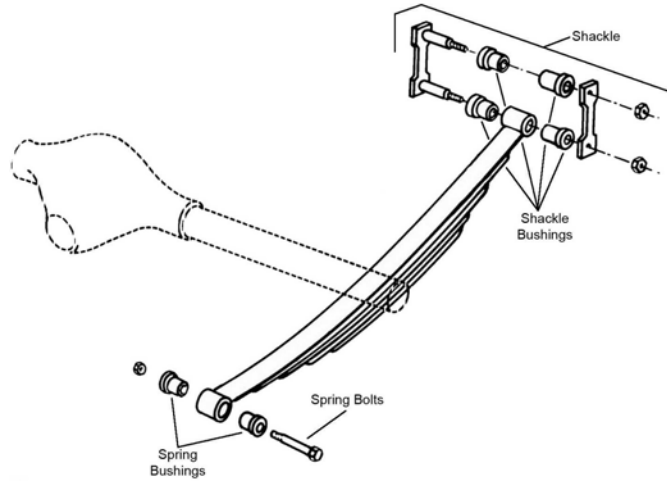
S232

NAVISTAR/INTERNATIONAL-100, 1000 Series (Cont.)

STEERING (Cont.)

Year	Model/Application	Part	P/C Qty	Figure
100				
Steering Damper Bellows				
1974	Four Wheel Drive (4X4), 3-1/2" Outside Diameter Front Axle And 1-1/2" Tie Rod, (Trail Boss)	Front	SSD68	1
	Four Wheel Drive (4X4), Straight Axle, (Super Trail Boss)	Front	SSD90	1
	Four Wheel Drive (4X4), Straight Axle, (Trail Boss)	Front	SSD68	1
Steering Damper Cylinder				
1974	Four Wheel Drive (4X4), 3-1/2" Outside Diameter Front Axle And 1-1/2" Tie Rod, (Trail Boss)	Front	SSD48	1
	Four Wheel Drive (4X4), Straight Axle, (Super Trail Boss)	Front	SSD82	1
	Four Wheel Drive (4X4), Straight Axle, (Trail Boss)	Front	SSD48	1
Steering Damper Kit				
1974	Four Wheel Drive (4X4), 3-1/2" Outside Diameter Front Axle And 1-1/2" Tie Rod, (Trail Boss)	Front	SSD11	1
	Four Wheel Drive (4X4), Straight Axle, (Super Trail Boss)	Front	SSD92	1
	Four Wheel Drive (4X4), Straight Axle, (Trail Boss)	Front	SSD13	1
Tie Rod Adjusting Sleeve				
1974	Two Wheel Drive (4x2), 11/16" - 18 Thread, 4.72" Length		ES2004S	1
1000D				
Drag Link Assembly				
1971	Four Wheel Drive (4X4), FA18,25,46, (Includes Sunloy-Coated Metal Bearing To Combine Durability With Smooth Stud Swing)		DS916 ‡	1
Tie Rod Adjusting Sleeve				
1970-1969	11/16" - 18 Thread, 4.72" Length		ES2004S	1
Tie Rod End				
1971-1969	FA8 And FA9 Axles, Independent Front Suspension, (Powdered Metal Gusher Brg. For Better Lubrication)	Outer	ES354R ‡	2
1010				
Tie Rod Adjusting Sleeve				
1973	11/16" - 18 Thread, 4.72" Length		ES2004S	1
1972	FA8 And FA9 Axles		ES2004S	2
1971	11/16" - 18 Thread, 4.72" Length		ES2004S	1
Tie Rod End				
1973-1972	FA8 And FA9 Axles, Independent Front Suspension, (Powdered Metal Gusher Brg. For Better Lubrication)	Outer	ES354R ‡	2
1971	(Powdered Metal Gusher Brg. For Better Lubrication)	Outer	ES354R ‡	2
A100				
Tie Rod End				
1958-1957	2600 Lb FA1 Axle, 3.250" Length, .688" - 18 Threads, (Includes Sunloy-Coated Metal Bearing To Combine Durability With Smooth Stud Swing)	Left Outer	ES262L ‡	1 S232
	2600 Lb FA1 Axle, 3.250" Length, .688" - 18 Threads, (Includes Sunloy-Coated Metal Bearing To Combine Durability With Smooth Stud Swing)	Right Outer	ES262R ‡	1 S232
B100				
Steering Damper Bellows				
1960-1959	Straight Axle, (Trail Boss)	Front	SSD68	1
Steering Damper Cylinder				
1960-1959	Straight Axle, (Trail Boss)	Front	SSD42	1
Steering Damper Kit				
1960-1959	Straight Axle, (Super Trail Boss)	Front	SSD99	1
Tie Rod End				
1960-1959	2600 Lb FA1 Axle, 3.250" Length, .688" - 18 Threads, (Includes Sunloy-Coated Metal Bearing To Combine Durability With Smooth Stud Swing)	Left Outer	ES262L ‡	1 S232
	2600 Lb FA1 Axle, 3.250" Length, .688" - 18 Threads, (Includes Sunloy-Coated Metal Bearing To Combine Durability With Smooth Stud Swing)	Right Outer	ES262R ‡	1 S232
C100				
Tie Rod End				
1962-1961	3.22" Length, (Powdered Metal Gusher Brg. For Better Lubrication)	Outer	ES416L ‡	2
C1000				
Tie Rod End				
1964-1963	3.22" Length, (Powdered Metal Gusher Brg. For Better Lubrication)	Outer	ES416L ‡	2
S100				
Tie Rod End				
1957-1956	Two Wheel Drive (4x2), 2,600 lb. (FA1) Axle, 3.250" Length, .688" - 18 Threads, (Includes Sunloy-Coated Metal Bearing To Combine Durability With Smooth Stud Swing)	Right Outer	ES262R ‡	1

**(Cont.) 100, 1000 Series-NAVISTAR/INTERNATIONAL
REAR SUSPENSION**

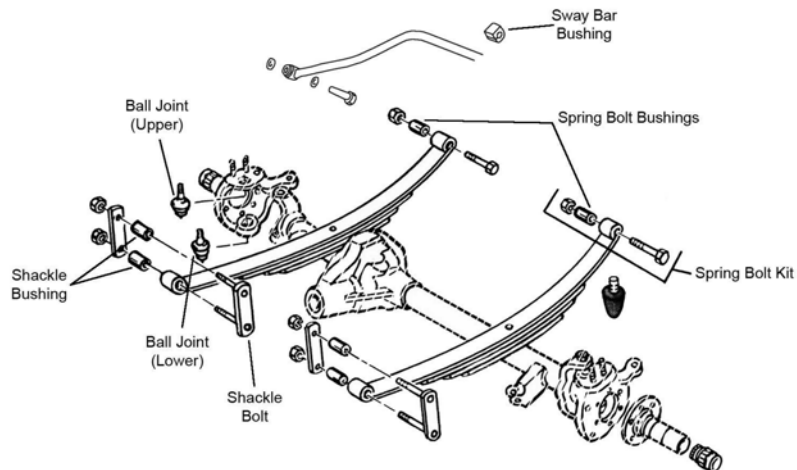


R309

Year	Model/Application	Part	P/C Qty	Figure
1000A				
Leaf Spring Bushing				
1966		Front K201002	2	R309
1000B				
Leaf Spring Bushing				
1967		Front K201002	2	R309
1000C				
Leaf Spring Bushing				
1968		Front K201002	2	R309
1000D				
Leaf Spring Shackle Bushing				
1971-1969	Except Air Lift Suspension	Lower K201002	2	R309
1010				
Leaf Spring Bushing				
1973-1972	Except Air Lift Suspension	Front K201002	2	R309

110, 1100 Series-NAVISTAR/INTERNATIONAL

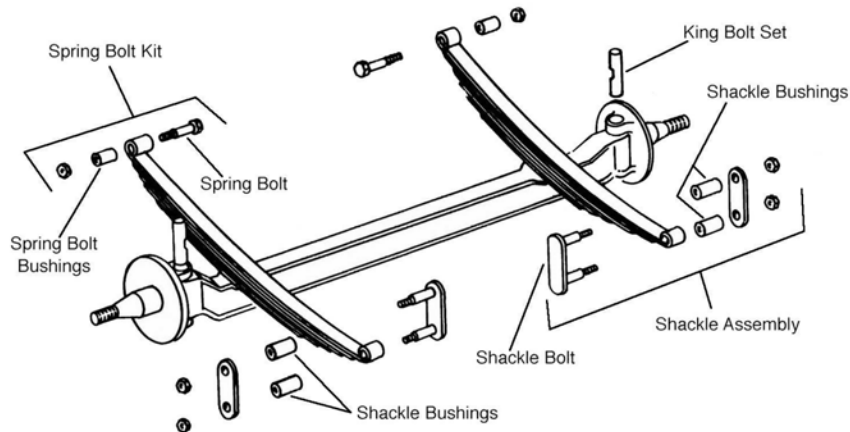
FRONT SUSPENSION



F509

NAVISTAR/INTERNATIONAL-110, 1100 Series (Cont.)

FRONT SUSPENSION (Cont.)



F510

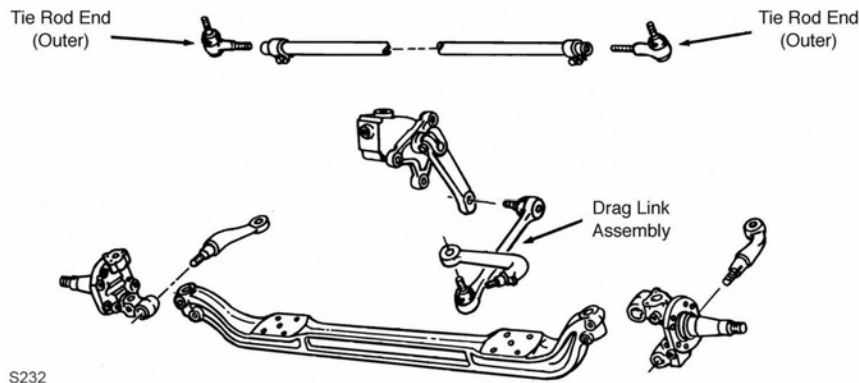
Year	Model/Application	Part	P/C Qty	Figure	
1100A					
King Bolt Set					
1966	Two Wheel Drive (4x2), 2,600 lb. (FA1) Axle, 3,100 lb. (FA10) Axle, .8605" Pin Diameter, 5.437" Length, (Contains Metal Bushing)	8390B	1		
1100B					
King Bolt Set					
1969	2,600 lb. (FA1) Axle, Axle Number FA1 (Axle Code 02001), Rear Wheel Drive, .8605" Pin Diameter, 5.437" Length, (Contains Metal Bushing)	8390B	1		
1967	Two Wheel Drive (4x2), 2,600 lb. (FA1) Axle, .8605" Pin Diameter, 5.437" Length, (Contains Metal Bushing)	8390B	1	F510	
Leaf Spring Bushing					
1967	FA1 And FA10 Axles, (Split Type Bushing) Four Wheel Drive (4X4), FA15,16,17, (Split Type Bushing)	Front Front	K7308 K7308	2 2	F510 F509
Leaf Spring Shackle Bushing					
1967	FA1 And FA10 Axles, (Split Type Bushing) Four Wheel Drive (4X4), FA15,16,17, (Split Type Bushing)	Lower Lower	K7308 K7308	2 2	F510 F509
1100C					
King Bolt Set					
1969	3,100 lb. (FA10) Axle, Axle Code 02010, Rear Wheel Drive, .8605" Pin Diameter, 5.437" Length, (Contains Metal Bushing)	8390B	1		
	2,600 lb. (FA1) Axle, Axle Number FA1 (Axle Code 02001), Rear Wheel Drive, .8605" Pin Diameter, 5.437" Length, (Contains Metal Bushing)	8390B	1		
1968	2600 Lb FA1 Axle, 3100 Lb FA10 Axle, .8605" Pin Diameter, 5.437" Length, (Contains Metal Bushing)	8390B	1	F510	
Leaf Spring Bushing					
1968	FA1 And FA10 Axles, (Split Type Bushing) Four Wheel Drive (4X4), FA15,16,17, (Split Type Bushing)	Front Front	K7308 K7308	2 2	F510 F509
Leaf Spring Shackle Bushing					
1968	FA1 And FA10 Axles, (Split Type Bushing) Four Wheel Drive (4X4), FA15,16,17, (Split Type Bushing)	Lower Lower	K7308 K7308	2 2	F510 F509
1100D					
Ball Joint					
1971	Four Wheel Drive (4X4), FA46 Axle, (Powdered Metal Gusher Brg. For Better Lubrication)	Upper	K8194T ‡	2	F509
	Four Wheel Drive (4X4), FA46 Axle, (Powdered Metal Gusher Brg. For Better Lubrication)	Lower	K8195T ‡	2	F509
King Bolt Set					
1971-1969	2600 Lb FA1 Axle, .8605" Pin Diameter, 5.437" Length, (Contains Metal Bushing)	8390B	1	F510	
Leaf Spring Bushing					
1971-1969	FA1 Axle, (Split Type Bushing) Four Wheel Drive (4X4), FA16, (Split Type Bushing)	Front Front	K7308 K7308	2 1	F510 F509
Leaf Spring Shackle Bushing					
1971-1969	FA1 Axle, (Split Type Bushing) Four Wheel Drive (4X4), FA16, (Split Type Bushing)	Lower Lower	K7308 K7308	2 1	F510 F509
1110					
Ball Joint					
1973-1971	Four Wheel Drive (4X4), FA46 Axle, (Powdered Metal Gusher Brg. For Better Lubrication)	Upper	K8194T ‡	2	F509
	Four Wheel Drive (4X4), FA46 Axle, (Powdered Metal Gusher Brg. For Better Lubrication)	Lower	K8195T ‡	2	F509

(Cont.) 110, 1100 Series-NAVISTAR/INTERNATIONAL

FRONT SUSPENSION (Cont.)

Year	Model/Application	Part	P/C Qty	Figure
1110				
King Bolt Set				
1973-1971	2600 Lb FA1 Axle, .8605" Pin Diameter, 5.437" Length, (Contains Metal Bushing)	8390B	1	F510
A110				
King Bolt Set				
1958-1957	.8605" Pin Diameter, 5.437" Length, (Contains Metal Bushing)	8390B	1	F510
Leaf Spring Bushing				
1958-1957	FA1 And FA10 Axles, (Split Type Bushing)	Front K7308	2	F510
Leaf Spring Shackle Bushing				
1958-1957	FA1 And FA10 Axles, (Split Type Bushing)	Lower K7308	2	F510
B110				
King Bolt Set				
1960-1959	.8605" Pin Diameter, 5.437" Length, (Contains Metal Bushing)	8390B	1	F510
Leaf Spring Bushing				
1960-1959	FA1 And FA10 Axles, (Split Type Bushing)	Front K7308	2	F510
Leaf Spring Shackle Bushing				
1960-1959	FA1 And FA10 Axles, (Split Type Bushing)	Lower K7308	2	F510
C110				
King Bolt Set				
1962-1961	.8605" Pin Diameter, 5.437" Length, (Contains Metal Bushing)	8390B	1	F510
Leaf Spring Bushing				
1962-1961	FA1 And FA10 Axles, (Split Type Bushing)	Front K7308	2	F510
Leaf Spring Shackle Bushing				
1962-1961	FA1 And FA10 Axles, (Split Type Bushing)	Lower K7308	2	F510
C1100				
King Bolt Set				
1964-1963	2600 Lb FA1 Axle, .8605" Pin Diameter, 5.437" Length, (Contains Metal Bushing) 3100 Lb FA10 Axle, .8605" Pin Diameter, 5.437" Length, (Contains Metal Bushing)	8390B 8390B	1 1	F510 F510
S110				
King Bolt Set				
1956	.8605" Pin Diameter, 5.437" Length, (Contains Metal Bushing)	8390B	1	F510

STEERING



S232

Year	Model/Application	Part	P/C Qty	Figure
1100A				
Steering Damper Bellows				
1966	Four Wheel Drive (4X4), 3-1/2" Outside Diameter Front Axle And 1-1/2" Tie Rod, (Trail Boss)	Front SSD68	1	
	Four Wheel Drive (4X4), Straight Axle, (Super Trail Boss)	Front SSD90	1	
	Four Wheel Drive (4X4), Straight Axle, (Trail Boss)	Front SSD68	1	
	Two Wheel Drive (4x2), Straight Axle, (Trail Boss)	Front SSD68	1	
Steering Damper Cylinder				
1966	Four Wheel Drive (4X4), 3-1/2" Outside Diameter Front Axle And 1-1/2" Tie Rod, (Trail Boss)	Front SSD48	1	
	Four Wheel Drive (4X4), Straight Axle, (Super Trail Boss)	Front SSD82	1	
	Four Wheel Drive (4X4), Straight Axle, (Trail Boss)	Front SSD48	1	

NAVISTAR/INTERNATIONAL-110, 1100 Series (Cont.)

STEERING (Cont.)

Year	Model/Application	Part	P/C Qty	Figure
1100A				
Steering Damper Cylinder				
1966 (Cont.)	Two Wheel Drive (4x2), Straight Axle, (Trail Boss)	Front	SSD42	1
Steering Damper Kit				
1966	Four Wheel Drive (4X4), 3-1/2" Outside Diameter Front Axle And 1-1/2" Tie Rod, (Trail Boss)	Front	SSD11	1
	Four Wheel Drive (4X4), Straight Axle, (Super Trail Boss)	Front	SSD92	1
	Four Wheel Drive (4X4), Straight Axle, (Trail Boss)	Front	SSD13	1
	Two Wheel Drive (4x2), Straight Axle, (Super Trail Boss)	Front	SSD99	1
Tie Rod End				
1966	Two Wheel Drive (4x2), 3.250" Length, .688" - 18 Threads, (Includes Sunoloy-Coated Metal Bearing To Combine Durability With Smooth Stud Swing)	Left Outer	ES262L ‡	1 S232
	Two Wheel Drive (4x2), 3.250" Length, .688" - 18 Threads, (Includes Sunoloy-Coated Metal Bearing To Combine Durability With Smooth Stud Swing)	Right Outer	ES262R ‡	1 S232
1100B				
Steering Damper Bellows				
1969	Four Wheel Drive (4X4), 3-1/2" Outside Diameter Front Axle And 1-1/2" Tie Rod, (Trail Boss)	Front	SSD68	1
	Four Wheel Drive (4X4), Straight Axle, (Trail Boss)		SSD68	1
	Two Wheel Drive (4x2), Straight Axle, (Trail Boss)		SSD68	1
1967	Four Wheel Drive (4X4), 3-1/2" Outside Diameter Front Axle And 1-1/2" Tie Rod, (Trail Boss)	Front	SSD68	1
	Four Wheel Drive (4X4), Straight Axle, (Trail Boss)	Front	SSD68	1
	Two Wheel Drive (4x2), Straight Axle, (Trail Boss)	Front	SSD68	1
Steering Damper Cylinder				
1969	Four Wheel Drive (4X4), Straight Axle, (Super Trail Boss)	Front	SSD82	1
	Four Wheel Drive (4X4), Straight Axle, (Trail Boss)	Front	SSD48	1
	Two Wheel Drive (4x2), Straight Axle, (Trail Boss)	Front	SSD42	1
1967	Four Wheel Drive (4X4), Straight Axle, (Super Trail Boss)	Front	SSD82	1
	Four Wheel Drive (4X4), Straight Axle, (Trail Boss)	Front	SSD48	1
	Two Wheel Drive (4x2), Straight Axle, (Trail Boss)	Front	SSD42	1
Steering Damper Kit				
1969	Four Wheel Drive (4X4), 3-1/2" Outside Diameter Front Axle And 1-1/2" Tie Rod, (Trail Boss)	Front	SSD11	1
	Four Wheel Drive (4X4), Straight Axle, (Super Trail Boss)	Front	SSD92	1
	Four Wheel Drive (4X4), Straight Axle, (Trail Boss)	Front	SSD13	1
	Two Wheel Drive (4x2), Straight Axle, (Super Trail Boss)	Front	SSD99	1
1967	Four Wheel Drive (4X4), 3-1/2" Outside Diameter Front Axle And 1-1/2" Tie Rod, (Trail Boss)	Front	SSD11	1
	Four Wheel Drive (4X4), Straight Axle, (Super Trail Boss)	Front	SSD92	1
	Four Wheel Drive (4X4), Straight Axle, (Trail Boss)	Front	SSD13	1
	Two Wheel Drive (4x2), Straight Axle, (Super Trail Boss)	Front	SSD99	1
Tie Rod End				
1969	Rear Wheel Drive, Axle Number FA1 (Axle Code 02001), 3.250" Length, (Includes Sunoloy-Coated Metal Bearing To Combine Durability With Smooth Stud Swing)	Left Outer	ES262L ‡	1
	Two Wheel Drive (4x2), Axle Number FA1 (Axle Code 02001), 3.250" Length, (Includes Sunoloy-Coated Metal Bearing To Combine Durability With Smooth Stud Swing)	Right Outer	ES262R ‡	1
1967	Two Wheel Drive (4x2), 3.250" Length, .688" - 18 Threads, (Includes Sunoloy-Coated Metal Bearing To Combine Durability With Smooth Stud Swing)	Left Outer	ES262L ‡	1 S232
	Two Wheel Drive (4x2), 3.250" Length, .688" - 18 Threads, (Includes Sunoloy-Coated Metal Bearing To Combine Durability With Smooth Stud Swing)	Right Outer	ES262R ‡	1 S232
1100C				
Steering Damper Bellows				
1969-1968	Four Wheel Drive (4X4), 3-1/2" Outside Diameter Front Axle And 1-1/2" Tie Rod, (Trail Boss)	Front	SSD68	1
	Four Wheel Drive (4X4), Straight Axle, (Super Trail Boss)	Front	SSD90	1
	Four Wheel Drive (4X4), Straight Axle, (Trail Boss)	Front	SSD68	1
	Two Wheel Drive (4x2), Straight Axle, (Trail Boss)	Front	SSD68	1
Steering Damper Cylinder				
1969-1968	Four Wheel Drive (4X4), 3-1/2" Outside Diameter Front Axle And 1-1/2" Tie Rod, (Trail Boss)	Front	SSD48	1
	Four Wheel Drive (4X4), Straight Axle, (Super Trail Boss)	Front	SSD82	1
	Two Wheel Drive (4x2), Straight Axle, (Trail Boss)	Front	SSD42	1
Steering Damper Kit				
1969-1968	Four Wheel Drive (4X4), 3-1/2" Outside Diameter Front Axle And 1-1/2" Tie Rod, (Trail Boss)	Front	SSD11	1
	Four Wheel Drive (4X4), Straight Axle, (Super Trail Boss)	Front	SSD92	1
	Four Wheel Drive (4X4), Straight Axle, (Trail Boss)	Front	SSD13	1
	Two Wheel Drive (4x2), Straight Axle, (Super Trail Boss)	Front	SSD99	1
Tie Rod End				
1969	Rear Wheel Drive, Axle Number FA1 (Axle Code 02001), 3.250" Length, (Includes Sunoloy-Coated Metal Bearing To Combine Durability With Smooth Stud Swing)	Left Outer	ES262L ‡	1
	Two Wheel Drive (4x2), Axle Number FA1 (Axle Code 02001), 3.250" Length, (Includes Sunoloy-Coated Metal Bearing To Combine Durability With Smooth Stud Swing)	Left Outer	ES262L ‡	1

(Cont.) 110, 1100 Series-NAVISTAR/INTERNATIONAL**STEERING (Cont.)**

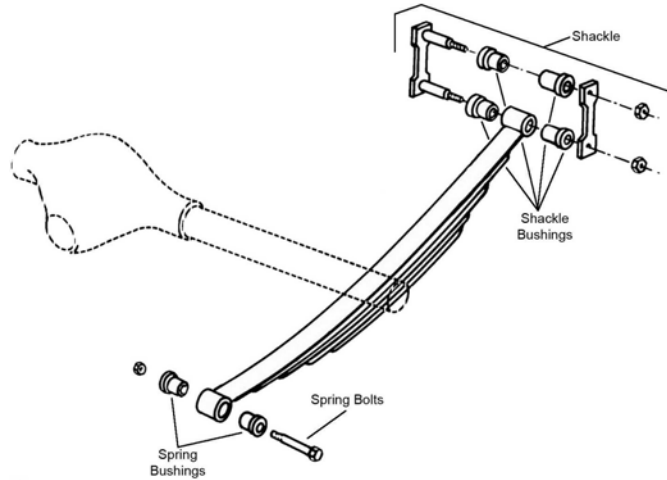
Year	Model/Application	Part	P/C Qty	Figure
1100C				
Tie Rod End				
1969 (Cont.)	Two Wheel Drive (4x2), Axle Number FA1 (Axle Code 02001), 3.250" Length, (Includes Sunoloy-Coated Metal Bearing To Combine Durability With Smooth Stud Swing) Right Outer	ES262R ‡	1	
1969-1968	Four Wheel Drive (4X4), Front Drum, Axle Number FA16 (Axle Code 02016), 11" X 3" Brakes, (Includes Sunoloy-Coated Metal Bearing To Combine Durability With Smooth Stud Swing) Left Outer	ES392L ‡	1	S232
	Four Wheel Drive (4X4), Front Drum, Axle Number FA16 (Axle Code 02016), 11" X 3" Brakes, (Includes Sunoloy-Coated Metal Bearing To Combine Durability With Smooth Stud Swing) Right Outer	ES392R ‡	1	S232
1968	Two Wheel Drive (4x2), 3.250" Length, .688" - 18 Threads, (Includes Sunoloy-Coated Metal Bearing To Combine Durability With Smooth Stud Swing) Left Outer	ES262L ‡	1	S232
	Two Wheel Drive (4x2), 3.250" Length, .688" - 18 Threads, (Includes Sunoloy-Coated Metal Bearing To Combine Durability With Smooth Stud Swing) Right Outer	ES262R ‡	1	S232
1100D				
Drag Link Assembly				
1971-1969	Four Wheel Drive (4X4), FA18,25,46, (Includes Sunoloy-Coated Metal Bearing To Combine Durability With Smooth Stud Swing)	DS916 ‡	1	
Steering Damper Bellows				
1970-1969	Four Wheel Drive (4X4), 3-1/2" Outside Diameter Front Axle And 1-1/2" Tie Rod, (Trail Boss) Front	SSD68	1	
	Four Wheel Drive (4X4), Straight Axle, (Super Trail Boss) Front	SSD90	1	
	Four Wheel Drive (4X4), Straight Axle, (Trail Boss) Front	SSD68	1	
	Two Wheel Drive (4x2), Straight Axle, (Trail Boss) Front	SSD68	1	
Steering Damper Cylinder				
1970-1969	Four Wheel Drive (4X4), 3-1/2" Outside Diameter Front Axle And 1-1/2" Tie Rod, (Trail Boss) Front	SSD48	1	
	Four Wheel Drive (4X4), Straight Axle, (Super Trail Boss) Front	SSD82	1	
	Four Wheel Drive (4X4), Straight Axle, (Trail Boss) Front	SSD48	1	
	Two Wheel Drive (4x2), Straight Axle, (Trail Boss) Front	SSD42	1	
Steering Damper Kit				
1970-1969	Four Wheel Drive (4X4), 3-1/2" Outside Diameter Front Axle And 1-1/2" Tie Rod, (Trail Boss) Front	SSD11	1	
	Four Wheel Drive (4X4), Straight Axle, (Super Trail Boss) Front	SSD92	1	
	Four Wheel Drive (4X4), Straight Axle, (Trail Boss) Front	SSD13	1	
	Two Wheel Drive (4x2), Straight Axle, (Super Trail Boss) Front	SSD99	1	
Tie Rod End				
1970-1969	Four Wheel Drive (4X4), Axle Number FA16 (Axle Code 02016), (Includes Sunoloy-Coated Metal Bearing To Combine Durability With Smooth Stud Swing) Left Outer	ES392L ‡	1	
	Four Wheel Drive (4X4), Axle Number FA16 (Axle Code 02016), (Includes Sunoloy-Coated Metal Bearing To Combine Durability With Smooth Stud Swing) Right Outer	ES392R ‡	1	
	Two Wheel Drive (4x2), Axle Number FA1 (Axle Code 02001), (Includes Sunoloy-Coated Metal Bearing To Combine Durability With Smooth Stud Swing) Left Outer	ES392L ‡	1	
	Two Wheel Drive (4x2), Axle Number FA1 (Axle Code 02001), (Includes Sunoloy-Coated Metal Bearing To Combine Durability With Smooth Stud Swing) Right Outer	ES392R ‡	1	
1110				
Drag Link Assembly				
1973-1971	Four Wheel Drive (4X4), FA18,25,46, (Includes Sunoloy-Coated Metal Bearing To Combine Durability With Smooth Stud Swing)	DS916 ‡	1	
Steering Damper Bellows				
1973-1971	Four Wheel Drive (4X4), 3-1/2" Outside Diameter Front Axle And 1-1/2" Tie Rod, (Trail Boss) Front	SSD68	1	
	Four Wheel Drive (4X4), Straight Axle, (Super Trail Boss) Front	SSD90	1	
	Four Wheel Drive (4X4), Straight Axle, (Trail Boss) Front	SSD68	1	
	Two Wheel Drive (4x2), Straight Axle, (Trail Boss) Front	SSD68	1	
Steering Damper Cylinder				
1973-1971	Four Wheel Drive (4X4), 3-1/2" Outside Diameter Front Axle And 1-1/2" Tie Rod, (Trail Boss) Front	SSD48	1	
	Four Wheel Drive (4X4), Straight Axle, (Super Trail Boss) Front	SSD82	1	
	Four Wheel Drive (4X4), Straight Axle, (Trail Boss) Front	SSD48	1	
	Two Wheel Drive (4x2), Straight Axle, (Trail Boss) Front	SSD42	1	
Steering Damper Kit				
1973-1971	Four Wheel Drive (4X4), 3-1/2" Outside Diameter Front Axle And 1-1/2" Tie Rod, (Trail Boss) Front	SSD11	1	
	Four Wheel Drive (4X4), Straight Axle, (Super Trail Boss) Front	SSD92	1	
	Four Wheel Drive (4X4), Straight Axle, (Trail Boss) Front	SSD13	1	
	Two Wheel Drive (4x2), Straight Axle, (Super Trail Boss) Front	SSD99	1	
Tie Rod End				
1973-1972	Four Wheel Drive (4X4), Axle Number FA46 (Axle Code 02046), (Includes Sunoloy-Coated Metal Bearing To Combine Durability With Smooth Stud Swing) Left Outer	ES392L ‡	1	
	Four Wheel Drive (4X4), Axle Number FA46 (Axle Code 02046), (Includes Sunoloy-Coated Metal Bearing To Combine Durability With Smooth Stud Swing) Right Outer	ES392R ‡	1	
1973-1971	Two Wheel Drive (4x2), Axle Number FA1 (Axle Code 02001), (Includes Sunoloy-Coated Metal Bearing To Combine Durability With Smooth Stud Swing) Left Outer	ES392L ‡	1	
	Two Wheel Drive (4x2), Axle Number FA1 (Axle Code 02001), (Includes Sunoloy-Coated Metal Bearing To Combine Durability With Smooth Stud Swing) Right Outer	ES392R ‡	1	

NAVISTAR/INTERNATIONAL-110, 1100 Series (Cont.)

STEERING (Cont.)

Year	Model/Application	Part	P/C Qty	Figure
1110				
Tie Rod End				
1971	Four Wheel Drive (4X4), Axle Number FA16 (Axle Code 02016), (Includes Sunoloy-Coated Metal Bearing To Combine Durability With Smooth Stud Swing)	Left Outer	ES392L ‡	1
	Four Wheel Drive (4X4), Axle Number FA16 (Axle Code 02016), (Includes Sunoloy-Coated Metal Bearing To Combine Durability With Smooth Stud Swing)	Right Outer	ES392R ‡	1
A110				
Tie Rod End				
1958-1957	2600 Lb FA1 Axle, 3100 Lb FA10 Axle, 3.250" Length, .688" - 18 Threads, (Includes Sunoloy-Coated Metal Bearing To Combine Durability With Smooth Stud Swing)	Left Outer	ES262L ‡	1 S232
	2600 Lb FA1 Axle, 3100 Lb FA10 Axle, 3.250" Length, .688" - 18 Threads, (Includes Sunoloy-Coated Metal Bearing To Combine Durability With Smooth Stud Swing)	Right Outer	ES262R ‡	1 S232
B110				
Steering Damper Bellows				
1960-1959	Straight Axle, (Trail Boss)	Front	SSD68	1
Steering Damper Cylinder				
1960-1959	Straight Axle, (Trail Boss)	Front	SSD42	1
Steering Damper Kit				
1960-1959	Straight Axle, (Super Trail Boss)	Front	SSD99	1
Tie Rod End				
1960-1959	2600 Lb FA1 Axle, 3100 Lb FA10 Axle, 3.250" Length, .688" - 18 Threads, (Includes Sunoloy-Coated Metal Bearing To Combine Durability With Smooth Stud Swing)	Left Outer	ES262L ‡	1 S232
	2600 Lb FA1 Axle, 3100 Lb FA10 Axle, 3.250" Length, .688" - 18 Threads, (Includes Sunoloy-Coated Metal Bearing To Combine Durability With Smooth Stud Swing)	Right Outer	ES262R ‡	1 S232
C110				
Steering Damper Bellows				
1962-1961	Straight Axle, (Trail Boss)	Front	SSD68	1
Steering Damper Cylinder				
1962-1961	Straight Axle, (Trail Boss)	Front	SSD42	1
Steering Damper Kit				
1962-1961	Straight Axle, (Super Trail Boss)	Front	SSD99	1
Tie Rod End				
1962-1961	2600 Lb FA1 Axle, 3100 Lb FA10 Axle, 3.250" Length, .688" - 18 Threads, (Includes Sunoloy-Coated Metal Bearing To Combine Durability With Smooth Stud Swing)	Left Outer	ES262L ‡	1 S232
	2600 Lb FA1 Axle, 3100 Lb FA10 Axle, 3.250" Length, .688" - 18 Threads, (Includes Sunoloy-Coated Metal Bearing To Combine Durability With Smooth Stud Swing)	Right Outer	ES262R ‡	1 S232
C1100				
Steering Damper Bellows				
1964-1963	Straight Axle, (Trail Boss)	Front	SSD68	1
Steering Damper Cylinder				
1964-1963	Straight Axle, (Trail Boss)	Front	SSD42	1
Steering Damper Kit				
1964-1963	Straight Axle, (Super Trail Boss)	Front	SSD99	1
Tie Rod End				
1964-1963	2600 Lb FA1 Axle, 3100 Lb FA10 Axle, 3.250" Length, .688" - 18 Threads, (Includes Sunoloy-Coated Metal Bearing To Combine Durability With Smooth Stud Swing)	Left Outer	ES262L ‡	1 S232
	2600 Lb FA1 Axle, 3100 Lb FA10 Axle, 3.250" Length, .688" - 18 Threads, (Includes Sunoloy-Coated Metal Bearing To Combine Durability With Smooth Stud Swing)	Right Outer	ES262R ‡	1 S232
S110				
Tie Rod End				
1957-1956	Two Wheel Drive (4x2), 2,600 lb. (FA1) Axle, 3.250" Length, .688" - 18 Threads, (Includes Sunoloy-Coated Metal Bearing To Combine Durability With Smooth Stud Swing)	Right Outer	ES262R ‡	1

**(Cont.) 110, 1100 Series-NAVISTAR/INTERNATIONAL
REAR SUSPENSION**

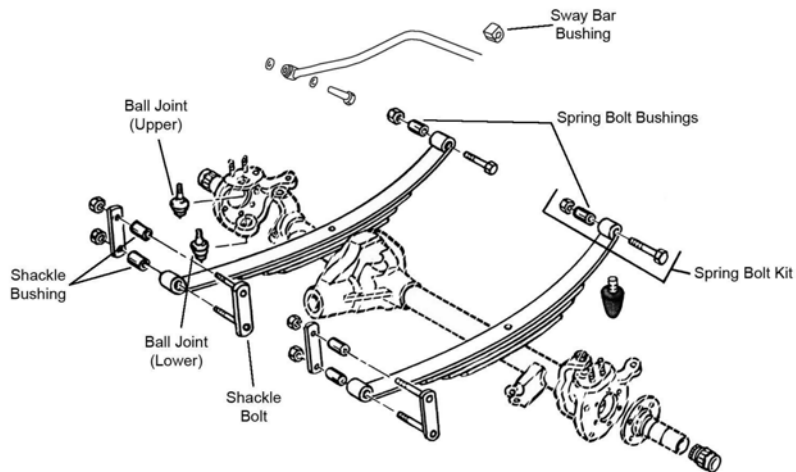


R309

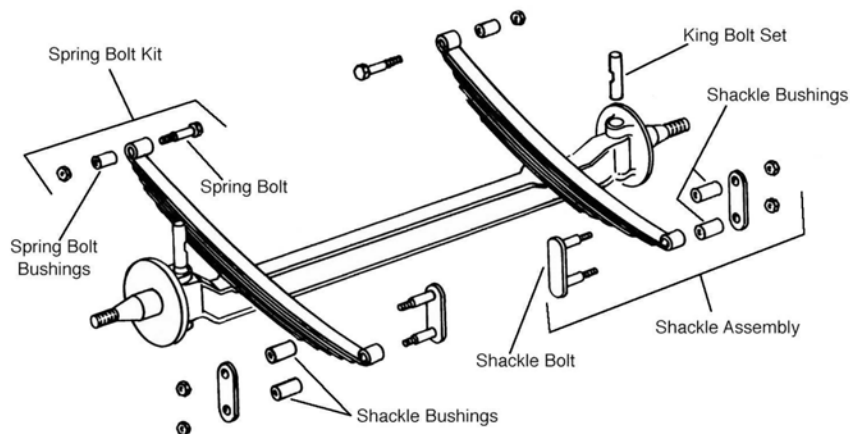
Year	Model/Application	Part	P/C Qty	Figure	
1100A					
Leaf Spring Bushing					
1966		Front	K201002	2	R309
Leaf Spring Shackle Bushing					
1966		Lower	K201002	2	R309
1100B					
Leaf Spring Bushing					
1967		Front	K201002	2	R309
Leaf Spring Shackle Bushing					
1967		Lower	K201002	2	R309
1100C					
Leaf Spring Bushing					
1968		Front	K201002	2	R309
Leaf Spring Shackle Bushing					
1968		Lower	K201002	2	R309
1100D					
Leaf Spring Bushing					
1971-1969	Except Air Lift Suspension	Front	K201002	2	R309
Leaf Spring Shackle Bushing					
1971-1969	Except Air Lift Suspension	Lower	K201002	2	R309
1110					
Leaf Spring Bushing					
1973-1971	Except Air Lift Suspension	Front	K201002	2	R309

NAVISTAR/INTERNATIONAL-120, 1200 Series

FRONT SUSPENSION



F509



F510

Year	Model/Application	Part	P/C Qty	Figure
1200A				
King Bolt Set				
1966	3100 Lb FA10 Axle, .8605" Pin Diameter, 5.437" Length, (Contains Metal Bushing)	8390B	1	F510
Leaf Spring Bushing				
1966	Four Wheel Drive (4X4), FA15,16,17,18, (Split Type Bushing)	Front K7308	2	F509
Leaf Spring Shackle Bushing				
1966	Four Wheel Drive (4X4), FA15,16,17,18, (Split Type Bushing)	Lower K7308	2	F509
1200B				
King Bolt Set				
1969	3,100 lb. (FA10) Axle, Axle Code 02010, Rear Wheel Drive, .8605" Pin Diameter, 5.437" Length, (Contains Metal Bushing)	8390B	1	
1967	3100 Lb FA10 Axle, .8605" Pin Diameter, 5.437" Length, (Contains Metal Bushing)	8390B	1	F510
Leaf Spring Bushing				
1969	Four Wheel Drive (4X4), (Split Type Bushing)	Front K7308	2	
1967	Four Wheel Drive (4X4), FA15,16,17,18, (Split Type Bushing)	Front K7308	2	F509
Leaf Spring Shackle Bushing				
1967	Four Wheel Drive (4X4), FA15,16,17,18, (Split Type Bushing)	Lower K7308	2	F509
1200C				
King Bolt Set				
1969	3,100 lb. (FA10) Axle, Axle Code 02010, Rear Wheel Drive, .8605" Pin Diameter, 5.437" Length, (Contains Metal Bushing)	8390B	1	
1968	3100 Lb FA10 Axle, .8605" Pin Diameter, 5.437" Length, (Contains Metal Bushing)	8390B	1	F510
Leaf Spring Bushing				
1969	Four Wheel Drive (4X4), (Split Type Bushing)	Front K7308	2	
1968	Four Wheel Drive (4X4), FA15,16,17,18, (Split Type Bushing)	Front K7308	2	F509

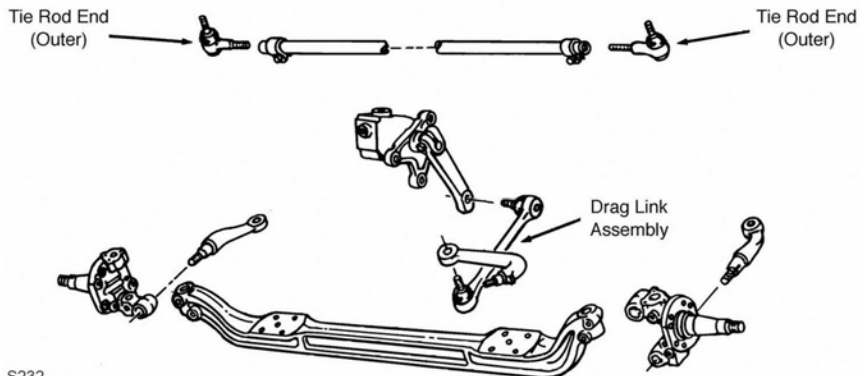
(Cont.) 120, 1200 Series-NAVISTAR/INTERNATIONAL

FRONT SUSPENSION (Cont.)

Year	Model/Application	Part	P/C Qty	Figure
1200C				
Leaf Spring Shackle Bushing				
1968	Four Wheel Drive (4X4), FA15,16,17,18, (Split Type Bushing)	Lower K7308	2	F509
1200D				
King Bolt Set				
1971-1969	3000 Lb Axle, 3800 Lb Axle, FA12 Axle, 6.250" Length, 1.110" Pin Diameter, (Contains Metal Bushing, One Keyway, Straight Oil Groove)	K389B	1	F510
Leaf Spring Bushing				
1971-1969	FA12 Axle, (Split Type Bushing)	Front K7308	2	F510
Leaf Spring Shackle Bushing				
1971-1969	FA12 Axle, (Split Type Bushing)	Lower K7308	2	F510
1210				
Ball Joint				
1973-1972	Four Wheel Drive (4X4), Axle Number FA45 (Axle Code 02045), (Powdered Metal Gusher Brg. For Better Lubrication)	Upper K8194T ‡	2	
	Four Wheel Drive (4X4), Axle Number FA45 (Axle Code 02045), (Powdered Metal Gusher Brg. For Better Lubrication)	Lower K8195T ‡	2	
King Bolt Set				
1973-1971	3000 Lb Axle, 3800 Lb Axle, FA12 Axle, 6.250" Length, 1.110" Pin Diameter, (Contains Metal Bushing, One Keyway, Straight Oil Groove)	K389B	1	F510
A120				
King Bolt Set				
1958-1957	3100 Lb FA10 Axle, .8605" Pin Diameter, 5.437" Length, (Contains Metal Bushing)	K390B	1	F510
Leaf Spring Bushing				
1958-1957	FA1 And FA10 Axles, (Split Type Bushing)	Front K7308	2	F510
	Four Wheel Drive (4X4), (Split Type Bushing)	Front K7308	1	F509
Leaf Spring Shackle Bushing				
1958-1957	FA1 And FA10 Axles, (Split Type Bushing)	Lower K7308	2	F510
	Four Wheel Drive (4X4), (Split Type Bushing)	Lower K7308	1	F509
B120				
King Bolt Set				
1960-1959	3100 Lb FA10 Axle, .8605" Pin Diameter, 5.437" Length, (Contains Metal Bushing)	K390B	1	F510
Leaf Spring Bushing				
1960-1959	FA1 And FA10 Axles, (Split Type Bushing)	Front K7308	2	F510
	Four Wheel Drive (4X4), (Split Type Bushing)	Front K7308	1	F509
Leaf Spring Shackle Bushing				
1960-1959	FA1 And FA10 Axles, (Split Type Bushing)	Lower K7308	2	F510
	Four Wheel Drive (4X4), (Split Type Bushing)	Lower K7308	1	F509
C120				
King Bolt Set				
1962-1961	3100 Lb FA10 Axle, .8605" Pin Diameter, 5.437" Length, (Contains Metal Bushing)	K390B	1	F510
Leaf Spring Bushing				
1962-1961	FA1 And FA10 Axles, (Split Type Bushing)	Front K7308	2	F510
	Four Wheel Drive (4X4), (Split Type Bushing)	Front K7308	1	F509
Leaf Spring Shackle Bushing				
1962-1961	FA1 And FA10 Axles, (Split Type Bushing)	Lower K7308	2	F510
	Four Wheel Drive (4X4), (Split Type Bushing)	Lower K7308	1	F509
C1200				
King Bolt Set				
1964-1963	3100 Lb FA10 Axle, .8605" Pin Diameter, 5.437" Length, (Contains Metal Bushing)	K390B	1	F510
S120				
King Bolt Set				
1957-1956	3100 Lb FA10 Axle, .8605" Pin Diameter, 5.437" Length, (Contains Metal Bushing)	K390B	1	F510

NAVISTAR/INTERNATIONAL-120, 1200 Series (Cont.)

STEERING



S232

S232

Year	Model/Application	Part	P/C Qty	Figure
1200A				
Steering Damper Bellows				
1966	Four Wheel Drive (4X4), 3-1/2" Outside Diameter Front Axle And 1-1/2" Tie Rod, (Trail Boss)	Front	SSD68	1
	Four Wheel Drive (4X4), Straight Axle, (Super Trail Boss)	Front	SSD90	1
	Four Wheel Drive (4X4), Straight Axle, (Trail Boss)	Front	SSD68	1
	Two Wheel Drive (4x2), Straight Axle, (Trail Boss)	Front	SSD68	1
Steering Damper Cylinder				
1966	Four Wheel Drive (4X4), 3-1/2" Outside Diameter Front Axle And 1-1/2" Tie Rod, (Super Trail Boss)	Front	SSD82	1
	Four Wheel Drive (4X4), 3-1/2" Outside Diameter Front Axle And 1-1/2" Tie Rod, (Trail Boss)	Front	SSD48	1
	Four Wheel Drive (4X4), Straight Axle, (Super Trail Boss)	Front	SSD82	1
	Four Wheel Drive (4X4), Straight Axle, (Trail Boss)	Front	SSD48	1
	Two Wheel Drive (4x2), Straight Axle, (Trail Boss)	Front	SSD42	1
Steering Damper Kit				
1966	Four Wheel Drive (4X4), 3-1/2" Outside Diameter Front Axle And 1-1/2" Tie Rod, (Trail Boss)	Front	SSD11	1
	Four Wheel Drive (4X4), Straight Axle, (Super Trail Boss)	Front	SSD92	1
	Four Wheel Drive (4X4), Straight Axle, (Trail Boss)	Front	SSD13	1
	Two Wheel Drive (4x2), Straight Axle, (Super Trail Boss)	Front	SSD99	1
Tie Rod End				
1966	Four Wheel Drive (4X4), FA18, .750" - 16 Threads, 3.50" Length, (Left Hand Threads, Includes Sunoloy-Coated Metal Bearing To Combine Durability With Smooth Stud Swing)	Left Outer	ES150L ‡	1
	Four Wheel Drive (4X4), FA18, .750" - 16 Threads, 3.50" Length, (Right Hand Threads, Includes Sunoloy-Coated Metal Bearing To Combine Durability With Smooth Stud Swing)	Right Outer	ES150R ‡	1
	Two Wheel Drive (4x2), 3.250" Length, .688" - 18 Threads, (Includes Sunoloy-Coated Metal Bearing To Combine Durability With Smooth Stud Swing)	Left Outer	ES262L ‡	1
	Two Wheel Drive (4x2), 3.250" Length, .688" - 18 Threads, (Includes Sunoloy-Coated Metal Bearing To Combine Durability With Smooth Stud Swing)	Right Outer	ES262R ‡	1
1200B				
Steering Damper Bellows				
1969	Straight Axle, (Trail Boss)	Front	SSD68	1
	Four Wheel Drive (4X4), 3-1/2" Outside Diameter Front Axle And 1-1/2" Tie Rod, (Trail Boss)	Front	SSD68	1
	Four Wheel Drive (4X4), Straight Axle, (Super Trail Boss)	Front	SSD90	1
1967	Four Wheel Drive (4X4), 3-1/2" Outside Diameter Front Axle And 1-1/2" Tie Rod, (Trail Boss)	Front	SSD68	1
	Four Wheel Drive (4X4), Straight Axle, (Super Trail Boss)	Front	SSD90	1
	Four Wheel Drive (4X4), Straight Axle, (Trail Boss)	Front	SSD68	1
	Two Wheel Drive (4x2), Straight Axle, (Trail Boss)	Front	SSD68	1
Steering Damper Cylinder				
1969	Four Wheel Drive (4X4), 3-1/2" Outside Diameter Front Axle And 1-1/2" Tie Rod, (Trail Boss)	Front	SSD48	1
	Four Wheel Drive (4X4), Straight Axle, (Super Trail Boss)	Front	SSD82	1
	Four Wheel Drive (4X4), Straight Axle, (Trail Boss)	Front	SSD48	1
	Two Wheel Drive (4x2), Straight Axle, (Trail Boss)	Front	SSD42	1
1967	Four Wheel Drive (4X4), 3-1/2" Outside Diameter Front Axle And 1-1/2" Tie Rod, (Trail Boss)	Front	SSD48	1
	Four Wheel Drive (4X4), Straight Axle, (Super Trail Boss)	Front	SSD82	1
	Four Wheel Drive (4X4), Straight Axle, (Trail Boss)	Front	SSD48	1
	Two Wheel Drive (4x2), Straight Axle, (Trail Boss)	Front	SSD42	1
Steering Damper Kit				
1969	Four Wheel Drive (4X4), 3-1/2" Outside Diameter Front Axle And 1-1/2" Tie Rod, (Trail Boss)	Front	SSD11	1
	Four Wheel Drive (4X4), Straight Axle, (Super Trail Boss)	Front	SSD92	1
	Four Wheel Drive (4X4), Straight Axle, (Trail Boss)	Front	SSD13	1
	Two Wheel Drive (4x2), Straight Axle, (Super Trail Boss)	Front	SSD99	1
1967	Four Wheel Drive (4X4), 3-1/2" Outside Diameter Front Axle And 1-1/2" Tie Rod, (Trail Boss)	Front	SSD11	1
	Four Wheel Drive (4X4), Straight Axle, (Super Trail Boss)	Front	SSD92	1
	Four Wheel Drive (4X4), Straight Axle, (Trail Boss)	Front	SSD13	1

(Cont.) 120, 1200 Series-NAVISTAR/INTERNATIONAL

STEERING (Cont.)

Year	Model/Application	Part	P/C Qty	Figure
1200B				
Steering Damper Kit				
1967 (Cont.)	Two Wheel Drive (4x2), Straight Axle, (Super Trail Boss)	Front	SSD99	1
Tie Rod End				
1969	Two Wheel Drive (4x2), Axle Number FA1 (Axle Code 02001), 3.250" Length, (Includes Sunoloy-Coated Metal Bearing To Combine Durability With Smooth Stud Swing)	Left Outer	ES262L ‡	1
	Two Wheel Drive (4x2), Axle Number FA1 (Axle Code 02001), 3.250" Length, (Includes Sunoloy-Coated Metal Bearing To Combine Durability With Smooth Stud Swing)	Right Outer	ES262R ‡	1
1967	Four Wheel Drive (4X4), FA18, .750" - 16 Threads, 3.50" Length, (Left Hand Threads, Includes Sunoloy-Coated Metal Bearing To Combine Durability With Smooth Stud Swing)	Left Outer	ES150L ‡	1 S232
	Four Wheel Drive (4X4), FA18, .750" - 16 Threads, 3.50" Length, (Right Hand Threads, Includes Sunoloy-Coated Metal Bearing To Combine Durability With Smooth Stud Swing)	Right Outer	ES150R ‡	1 S232
	Two Wheel Drive (4x2), 3100 Lb FA10 Axle, 3.250" Length, .688" - 18 Threads, (Includes Sunoloy-Coated Metal Bearing To Combine Durability With Smooth Stud Swing)	Left Outer	ES262L ‡	1 S232
	Two Wheel Drive (4x2), 3100 Lb FA10 Axle, 3.250" Length, .688" - 18 Threads, (Includes Sunoloy-Coated Metal Bearing To Combine Durability With Smooth Stud Swing)	Right Outer	ES262R ‡	1 S232
1200C				
Steering Damper Bellows				
1969	Straight Axle, (Trail Boss)	Front	SSD68	1
1969-1968	Four Wheel Drive (4X4), 3-1/2" Outside Diameter Front Axle And 1-1/2" Tie Rod, (Trail Boss)	Front	SSD68	1
	Four Wheel Drive (4X4), Straight Axle, (Super Trail Boss)	Front	SSD90	1
1968	Four Wheel Drive (4X4), Straight Axle, (Trail Boss)	Front	SSD68	1
	Two Wheel Drive (4x2), Straight Axle, (Trail Boss)	Front	SSD68	1
Steering Damper Cylinder				
1969-1968	Four Wheel Drive (4X4), 3-1/2" Outside Diameter Front Axle And 1-1/2" Tie Rod, (Trail Boss)	Front	SSD48	1
	Four Wheel Drive (4X4), Straight Axle, (Super Trail Boss)	Front	SSD82	1
	Four Wheel Drive (4X4), Straight Axle, (Trail Boss)	Front	SSD48	1
	Two Wheel Drive (4x2), Straight Axle, (Trail Boss)	Front	SSD42	1
Steering Damper Kit				
1969-1968	Four Wheel Drive (4X4), 3-1/2" Outside Diameter Front Axle And 1-1/2" Tie Rod, (Trail Boss)	Front	SSD11	1
	Four Wheel Drive (4X4), Straight Axle, (Super Trail Boss)	Front	SSD92	1
	Four Wheel Drive (4X4), Straight Axle, (Trail Boss)	Front	SSD13	1
	Two Wheel Drive (4x2), Straight Axle, (Super Trail Boss)	Front	SSD99	1
Tie Rod End				
1969	Two Wheel Drive (4x2), Axle Number FA1 (Axle Code 02001), 3.250" Length, (Includes Sunoloy-Coated Metal Bearing To Combine Durability With Smooth Stud Swing)	Left Outer	ES262L ‡	1
	Two Wheel Drive (4x2), Axle Number FA1 (Axle Code 02001), 3.250" Length, (Includes Sunoloy-Coated Metal Bearing To Combine Durability With Smooth Stud Swing)	Right Outer	ES262R ‡	1
1968	Four Wheel Drive (4X4), FA18, .750" - 16 Threads, 3.50" Length, (Left Hand Threads, Includes Sunoloy-Coated Metal Bearing To Combine Durability With Smooth Stud Swing)	Left Outer	ES150L ‡	1 S232
	Four Wheel Drive (4X4), FA18, .750" - 16 Threads, 3.50" Length, (Right Hand Threads, Includes Sunoloy-Coated Metal Bearing To Combine Durability With Smooth Stud Swing)	Right Outer	ES150R ‡	1 S232
	Two Wheel Drive (4x2), 3100 Lb FA10 Axle, 3.250" Length, .688" - 18 Threads, (Includes Sunoloy-Coated Metal Bearing To Combine Durability With Smooth Stud Swing)	Left Outer	ES262L ‡	1 S232
	Two Wheel Drive (4x2), 3100 Lb FA10 Axle, 3.250" Length, .688" - 18 Threads, (Includes Sunoloy-Coated Metal Bearing To Combine Durability With Smooth Stud Swing)	Right Outer	ES262R ‡	1 S232
1200D				
Drag Link Assembly				
1971	Four Wheel Drive (4X4), FA18,25,46, (Includes Sunoloy-Coated Metal Bearing To Combine Durability With Smooth Stud Swing)		DS916 ‡	1
Steering Damper Bellows				
1970-1969	Four Wheel Drive (4X4), 3-1/2" Outside Diameter Front Axle And 1-1/2" Tie Rod, (Trail Boss)	Front	SSD68	1
	Four Wheel Drive (4X4), Straight Axle, (Super Trail Boss)	Front	SSD90	1
	Four Wheel Drive (4X4), Straight Axle, (Trail Boss)	Front	SSD68	1
	Two Wheel Drive (4x2), Straight Axle, (Trail Boss)	Front	SSD68	1
Steering Damper Cylinder				
1970-1969	Four Wheel Drive (4X4), 3-1/2" Outside Diameter Front Axle And 1-1/2" Tie Rod, (Trail Boss)	Front	SSD48	1
	Four Wheel Drive (4X4), Straight Axle, (Super Trail Boss)	Front	SSD82	1
	Four Wheel Drive (4X4), Straight Axle, (Trail Boss)	Front	SSD48	1
	Two Wheel Drive (4x2), Straight Axle, (Trail Boss)	Front	SSD42	1
Steering Damper Kit				
1970-1969	Four Wheel Drive (4X4), 3-1/2" Outside Diameter Front Axle And 1-1/2" Tie Rod, (Trail Boss)	Front	SSD11	1
	Four Wheel Drive (4X4), Straight Axle, (Super Trail Boss)	Front	SSD92	1
	Four Wheel Drive (4X4), Straight Axle, (Trail Boss)	Front	SSD13	1
	Two Wheel Drive (4x2), Straight Axle, (Super Trail Boss)	Front	SSD99	1

NAVISTAR/INTERNATIONAL-120, 1200 Series (Cont.)

STEERING (Cont.)

Year	Model/Application	Part	P/C Qty	Figure
1200D				
Tie Rod End				
1970-1969	Four Wheel Drive (4X4), Axle Number FA15 (Axle Code 02015), (Includes Sunoloy-Coated Metal Bearing To Combine Durability With Smooth Stud Swing) Left Outer	ES392L ‡	1	
	Four Wheel Drive (4X4), Axle Number FA15 (Axle Code 02015), (Includes Sunoloy-Coated Metal Bearing To Combine Durability With Smooth Stud Swing) Right Outer	ES392R ‡	1	
	Four Wheel Drive (4X4), Axle Number FA18 (Axle Code 02018), (Includes Sunoloy-Coated Metal Bearing To Combine Durability With Smooth Stud Swing) Left Outer	ES392L ‡	1	
	Four Wheel Drive (4X4), Axle Number FA18 (Axle Code 02018), (Includes Sunoloy-Coated Metal Bearing To Combine Durability With Smooth Stud Swing) Right Outer	ES392R ‡	1	
	Four Wheel Drive (4X4), Axle Number FA25 (Axle Code 02025), (Includes Sunoloy-Coated Metal Bearing To Combine Durability With Smooth Stud Swing) Left Outer	ES392L ‡	1	
	Four Wheel Drive (4X4), Axle Number FA25 (Axle Code 02025), (Includes Sunoloy-Coated Metal Bearing To Combine Durability With Smooth Stud Swing) Right Outer	ES392R ‡	1	
	Two Wheel Drive (4x2), Axle Number FA12 (Axle Code 02012), (Includes Sunoloy-Coated Metal Bearing To Combine Durability With Smooth Stud Swing) Left Outer	ES392L ‡	1	
	Two Wheel Drive (4x2), Axle Number FA12 (Axle Code 02012), (Includes Sunoloy-Coated Metal Bearing To Combine Durability With Smooth Stud Swing) Right Outer	ES392R ‡	1	
1210				
Drag Link Assembly				
1973-1972	Four Wheel Drive (4X4), FA18,25,46, (Includes Sunoloy-Coated Metal Bearing To Combine Durability With Smooth Stud Swing)	DS916 ‡	1	
Steering Damper Bellows				
1973-1971	Four Wheel Drive (4X4), 3-1/2" Outside Diameter Front Axle And 1-1/2" Tie Rod, (Trail Boss) Front	SSD68	1	
	Four Wheel Drive (4X4), Straight Axle, (Super Trail Boss) Front	SSD90	1	
	Four Wheel Drive (4X4), Straight Axle, (Trail Boss) Front	SSD68	1	
	Two Wheel Drive (4x2), Straight Axle, (Trail Boss) Front	SSD68	1	
Steering Damper Cylinder				
1973-1971	Four Wheel Drive (4X4), 3-1/2" Outside Diameter Front Axle And 1-1/2" Tie Rod, (Trail Boss) Front	SSD48	1	
	Four Wheel Drive (4X4), Straight Axle, (Super Trail Boss) Front	SSD82	1	
	Four Wheel Drive (4X4), Straight Axle, (Trail Boss) Front	SSD48	1	
	Two Wheel Drive (4x2), Straight Axle, (Trail Boss) Front	SSD42	1	
Steering Damper Kit				
1973-1971	Four Wheel Drive (4X4), 3-1/2" Outside Diameter Front Axle And 1-1/2" Tie Rod, (Trail Boss) Front	SSD11	1	
	Four Wheel Drive (4X4), Straight Axle, (Super Trail Boss) Front	SSD92	1	
	Four Wheel Drive (4X4), Straight Axle, (Trail Boss) Front	SSD13	1	
	Two Wheel Drive (4x2), Straight Axle, (Super Trail Boss) Front	SSD99	1	
Tie Rod End				
1973-1972	Four Wheel Drive (4X4), Axle Number FA45 (Axle Code 02045), (Includes Sunoloy-Coated Metal Bearing To Combine Durability With Smooth Stud Swing) Left Outer	ES392L ‡	1	
1973-1971	Four Wheel Drive (4X4), Axle Number FA18 (Axle Code 02018), (Includes Sunoloy-Coated Metal Bearing To Combine Durability With Smooth Stud Swing) Left Outer	ES392L ‡	1	
	Four Wheel Drive (4X4), Axle Number FA18 (Axle Code 02018), (Includes Sunoloy-Coated Metal Bearing To Combine Durability With Smooth Stud Swing) Right Outer	ES392R ‡	1	
	Four Wheel Drive (4X4), Axle Number FA25 (Axle Code 02025), (Includes Sunoloy-Coated Metal Bearing To Combine Durability With Smooth Stud Swing) Left Outer	ES392L ‡	1	
	Four Wheel Drive (4X4), Axle Number FA25 (Axle Code 02025), (Includes Sunoloy-Coated Metal Bearing To Combine Durability With Smooth Stud Swing) Right Outer	ES392R ‡	1	
	Four Wheel Drive (4X4), Axle Number FA45 (Axle Code 02045), (Includes Sunoloy-Coated Metal Bearing To Combine Durability With Smooth Stud Swing) Right Outer	ES392R ‡	1	
	Two Wheel Drive (4x2), Axle Number FA12 (Axle Code 02012), (Includes Sunoloy-Coated Metal Bearing To Combine Durability With Smooth Stud Swing) Left Outer	ES392L ‡	1	
	Two Wheel Drive (4x2), Axle Number FA12 (Axle Code 02012), (Includes Sunoloy-Coated Metal Bearing To Combine Durability With Smooth Stud Swing) Right Outer	ES392R ‡	1	
1971	Four Wheel Drive (4X4), Axle Number FA15 (Axle Code 02015), (Includes Sunoloy-Coated Metal Bearing To Combine Durability With Smooth Stud Swing) Left Outer	ES392L ‡	1	
	Four Wheel Drive (4X4), Axle Number FA15 (Axle Code 02015), (Includes Sunoloy-Coated Metal Bearing To Combine Durability With Smooth Stud Swing) Right Outer	ES392R ‡	1	
A120				
Tie Rod End				
1958-1957	Four Wheel Drive (4X4), FA18, .750" - 16 Threads, 3.50" Length, (Left Hand Threads, Includes Sunoloy-Coated Metal Bearing To Combine Durability With Smooth Stud Swing) Left Outer	ES150L ‡	1	S232
	Four Wheel Drive (4X4), FA18, .750" - 16 Threads, 3.50" Length, (Right Hand Threads, Includes Sunoloy-Coated Metal Bearing To Combine Durability With Smooth Stud Swing) Right Outer	ES150R ‡	1	S232
	Two Wheel Drive (4x2), 3.250" Length, .688" - 18 Threads, (Includes Sunoloy-Coated Metal Bearing To Combine Durability With Smooth Stud Swing) Left Outer	ES262L ‡	1	S232
	Two Wheel Drive (4x2), 3.250" Length, .688" - 18 Threads, (Includes Sunoloy-Coated Metal Bearing To Combine Durability With Smooth Stud Swing) Right Outer	ES262R ‡	1	S232
B120				
Steering Damper Bellows				
1960-1959	Straight Axle, (Trail Boss) Front	SSD68	1	

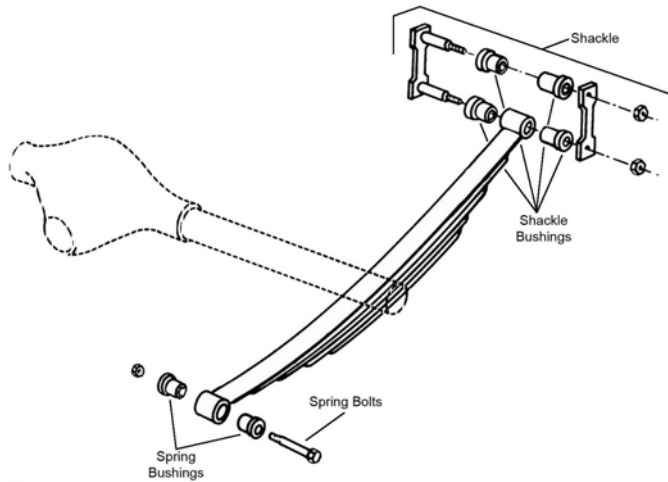
(Cont.) 120, 1200 Series-NAVISTAR/INTERNATIONAL

STEERING (Cont.)

Year	Model/Application	Part	P/C Qty	Figure
B120				
Steering Damper Bellows				
1960-1959 (Cont.)	Two Wheel Drive (4x2), Straight Axle, (Trail Boss)	Front	SSD68	1
Steering Damper Cylinder				
1960-1959	Two Wheel Drive (4x2), Straight Axle, (Trail Boss)	Front	SSD42	1
Steering Damper Kit				
1960-1959	Two Wheel Drive (4x2), Straight Axle, (Super Trail Boss)	Front	SSD99	1
Tie Rod End				
1960-1959	Two Wheel Drive (4x2), 3,100 lb. (FA10) Axle, 3.250" Length, .688" - 18 Threads, (Includes Sunoloy-Coated Metal Bearing To Combine Durability With Smooth Stud Swing)	Left Outer	ES262L ‡	1
	Two Wheel Drive (4x2), 3,100 lb. (FA10) Axle, 3.250" Length, .688" - 18 Threads, (Includes Sunoloy-Coated Metal Bearing To Combine Durability With Smooth Stud Swing)	Right Outer	ES262R ‡	1
C120				
Steering Damper Bellows				
1962-1961	Two Wheel Drive (4x2), Straight Axle, (Trail Boss)	Front	SSD68	1
Steering Damper Cylinder				
1962-1961	Two Wheel Drive (4x2), Straight Axle, (Trail Boss)	Front	SSD42	1
Steering Damper Kit				
1962-1961	Two Wheel Drive (4x2), Straight Axle, (Super Trail Boss)	Front	SSD99	1
Tie Rod End				
1962-1961	Four Wheel Drive (4X4), FA18, .750" - 16 Threads, 3.50" Length, (Left Hand Threads, Includes Sunoloy-Coated Metal Bearing To Combine Durability With Smooth Stud Swing)	Left Outer	ES150L ‡	1 S232
	Four Wheel Drive (4X4), FA18, .750" - 16 Threads, 3.50" Length, (Right Hand Threads, Includes Sunoloy-Coated Metal Bearing To Combine Durability With Smooth Stud Swing)	Right Outer	ES150R ‡	1 S232
	Two Wheel Drive (4x2), FA10 Axle, 3.250" Length, .688" - 18 Threads, (Includes Sunoloy-Coated Metal Bearing To Combine Durability With Smooth Stud Swing)	Left Outer	ES262L ‡	1 S232
	Two Wheel Drive (4x2), FA10 Axle, 3.250" Length, .688" - 18 Threads, (Includes Sunoloy-Coated Metal Bearing To Combine Durability With Smooth Stud Swing)	Right Outer	ES262R ‡	1 S232
C1200				
Steering Damper Bellows				
1964-1963	Two Wheel Drive (4x2), Straight Axle, (Trail Boss)	Front	SSD68	1
Steering Damper Cylinder				
1964-1963	Two Wheel Drive (4x2), Straight Axle, (Trail Boss)	Front	SSD42	1
Steering Damper Kit				
1964-1963	Two Wheel Drive (4x2), Straight Axle, (Super Trail Boss)	Front	SSD99	1
Tie Rod End				
1964-1963	Four Wheel Drive (4X4), FA18, .750" - 16 Threads, 3.50" Length, (Left Hand Threads, Includes Sunoloy-Coated Metal Bearing To Combine Durability With Smooth Stud Swing)	Left Outer	ES150L ‡	1 S232
	Four Wheel Drive (4X4), FA18, .750" - 16 Threads, 3.50" Length, (Right Hand Threads, Includes Sunoloy-Coated Metal Bearing To Combine Durability With Smooth Stud Swing)	Right Outer	ES150R ‡	1 S232
	Two Wheel Drive (4x2), 3.250" Length, .688" - 18 Threads, (Includes Sunoloy-Coated Metal Bearing To Combine Durability With Smooth Stud Swing)	Left Outer	ES262L ‡	1 S232
	Two Wheel Drive (4x2), 3.250" Length, .688" - 18 Threads, (Includes Sunoloy-Coated Metal Bearing To Combine Durability With Smooth Stud Swing)	Right Outer	ES262R ‡	1 S232
S120				
Tie Rod End				
1957-1956	FA10 Axle, 3.250" Length, .688" - 18 Threads, (Includes Sunoloy-Coated Metal Bearing To Combine Durability With Smooth Stud Swing)	Left Outer	ES262L ‡	1 S232
	FA10 Axle, 3.250" Length, .688" - 18 Threads, (Includes Sunoloy-Coated Metal Bearing To Combine Durability With Smooth Stud Swing)	Right Outer	ES262R ‡	1 S232
	Four Wheel Drive (4X4), FA18, .750" - 16 Threads, 3.50" Length, (Left Hand Threads, Includes Sunoloy-Coated Metal Bearing To Combine Durability With Smooth Stud Swing)	Left Outer	ES150L ‡	1 S232
	Four Wheel Drive (4X4), FA18, .750" - 16 Threads, 3.50" Length, (Right Hand Threads, Includes Sunoloy-Coated Metal Bearing To Combine Durability With Smooth Stud Swing)	Right Outer	ES150R ‡	1 S232

NAVISTAR/INTERNATIONAL-120, 1200 Series (Cont.)

REAR SUSPENSION

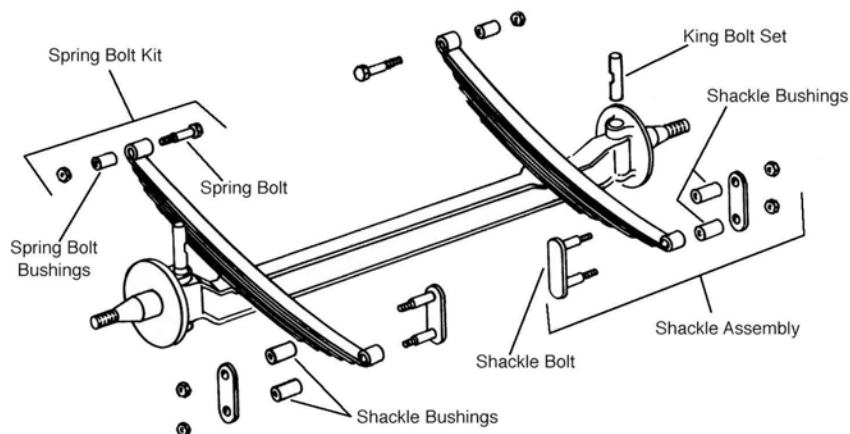


R309

Year	Model/Application	Part	P/C Qty	Figure	
1200A					
Leaf Spring Bushing					
1966		Front	K201002	2	R309
1200B					
Leaf Spring Bushing					
1969	Four Wheel Drive (4X4), (Split Type Bushing, Split Type Bushing)	Front	K7308	1	
1967		Front	K201002	2	R309
1200C					
Leaf Spring Bushing					
1969	Four Wheel Drive (4X4), (Split Type Bushing, Split Type Bushing)	Front	K7308	1	
1968		Front	K201002	2	R309
1200D					
Leaf Spring Bushing					
1971-1969	Except Air Lift Suspension	Front	K201002	2	R309

NAVISTAR/INTERNATIONAL-130, 1300 Series

FRONT SUSPENSION



F510

Year	Model/Application	Part	P/C Qty	Figure	
1300A					
Camber Kingpin					
1966	Dana 60 Axle, 1-1/2 Degree Maximum Positive Camber, (Eccentric Bushing, Adjustable Camber Kingpin)		K992 ‡	2	

(Cont.) 130, 1300 Series-NAVISTAR/INTERNATIONAL**FRONT SUSPENSION (Cont.)**

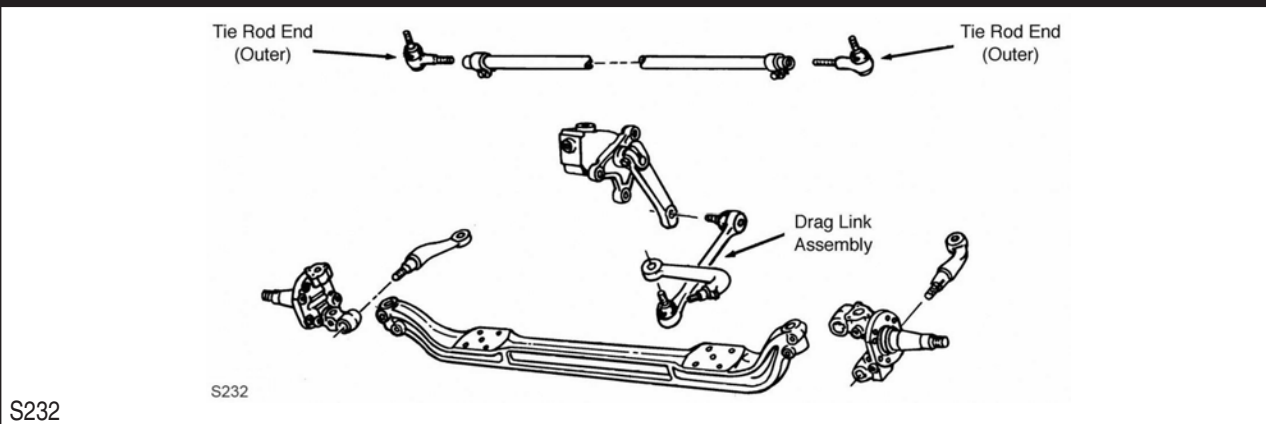
Year	Model/Application	Part	P/C Qty	Figure
1300A				
King Bolt Set				
1966	3100 Lb FA10 Axle, .8605" Pin Diameter, 5.437" Length, (Contains Metal Bushing)	8390B	1	F510
1300B				
Camber Kingpin				
1967	Dana 60 Axle, 1-1/2 Degree Maximum Positive Camber, (Eccentric Bushing, Adjustable Camber Kingpin)	K992 ‡	2	
King Bolt Set				
1969-1968	3,100 lb. (FA10) Axle, Axle Code 02010, Rear Wheel Drive, .8605" Pin Diameter, 5.437" Length, (Contains Metal Bushing)	8390B	1	
1967	3100 Lb FA10 Axle, .8605" Pin Diameter, 5.437" Length, (Contains Metal Bushing)	8390B	1	F510
1300C				
Camber Kingpin				
1968	Dana 60 Axle, 1-1/2 Degree Maximum Positive Camber, (Eccentric Bushing, Adjustable Camber Kingpin)	K992 ‡	2	
King Bolt Set				
1969	3,100 lb. (FA10) Axle, Axle Code 02010, Rear Wheel Drive, .8605" Pin Diameter, 5.437" Length, (Contains Metal Bushing)	8390B	1	
1968	3100 Lb FA10 Axle, .8605" Pin Diameter, 5.437" Length, (Contains Metal Bushing)	8390B	1	F510
1300D				
Camber Kingpin				
1971-1969	Dana 60 Axle, 1-1/2 Degree Maximum Positive Camber, (Eccentric Bushing, Adjustable Camber Kingpin)	K992 ‡	2	
King Bolt Set				
1971-1969	3000 Lb Axle, 3800 Lb Axle, FA12 Axle, 6.250" Length, 1.110" Pin Diameter, (Contains Metal Bushing, One Keyway, Straight Oil Groove)	8389B	1	F510
Leaf Spring Bushing				
1971-1969	FA12 Axle, (Split Type Bushing)	Front K7308	2	F510
Leaf Spring Shackle Bushing				
1971-1969	FA12 Axle, (Split Type Bushing)	Lower K7308	2	F510
1310				
Ball Joint				
1973-1972	Four Wheel Drive (4X4), Axle Number FA45 (Axle Code 02045), (Powdered Metal Gusher Brg. For Better Lubrication)	Upper K8194T ‡	2	
	Four Wheel Drive (4X4), Axle Number FA45 (Axle Code 02045), (Powdered Metal Gusher Brg. For Better Lubrication)	Lower K8195T ‡	2	
King Bolt Set				
1973-1972	3000 Lb Axle, 3800 Lb Axle, FA12 Axle, 6.250" Length, 1.110" Pin Diameter, (Contains Metal Bushing, One Keyway, Straight Oil Groove)	8389B	1	F510
1971	Two Wheel Drive (4x2), 6.250" Length, 1.110" Pin Diameter, (Contains Metal Bushing, One Keyway, Straight Oil Groove)	8389B	1	
A130				
King Bolt Set				
1958-1957	3100 Lb FA10 Axle, .8605" Pin Diameter, 5.437" Length, (Contains Metal Bushing)	8390B	1	F510
Leaf Spring Bushing				
1958-1957	FA10 Axle, (Split Type Bushing)	Front K7308	2	F510
Leaf Spring Shackle Bushing				
1958-1957	FA10 Axle, (Split Type Bushing)	Lower K7308	2	F510
B130				
King Bolt Set				
1960-1959	3100 Lb FA10 Axle, .8605" Pin Diameter, 5.437" Length, (Contains Metal Bushing)	8390B	1	F510
Leaf Spring Bushing				
1960-1959	FA10 Axle, (Split Type Bushing)	Front K7308	2	F510
Leaf Spring Shackle Bushing				
1960-1959	FA10 Axle, (Split Type Bushing)	Lower K7308	2	F510
C130				
King Bolt Set				
1962-1961	3100 Lb FA10 Axle, .8605" Pin Diameter, 5.437" Length, (Contains Metal Bushing)	8390B	1	F510

NAVISTAR/INTERNATIONAL-130, 1300 Series (Cont.)

FRONT SUSPENSION (Cont.)

Year	Model/Application	Part	P/C Qty	Figure
C130				
Leaf Spring Bushing				
1962-1961	FA1 And FA10 Axles, (Split Type Bushing)	Front	K7308	2 F510
Leaf Spring Shackle Bushing				
1962-1961	FA1 And FA10 Axles, (Split Type Bushing)	Lower	K7308	2 F510
C1300				
King Bolt Set				
1964-1963	3100 Lb FA10 Axle, .8605" Pin Diameter, 5.437" Length, (Contains Metal Bushing)		8390B	1 F510
MHC1310				
King Bolt Set				
1974	Axle Number FA12 (Axle Code 02012), 6.250" Length, 1.110" Pin Diameter, (Contains Metal Bushing, One Keyway, Straight Oil Groove)		8389B	1
R130				
Leaf Spring Bolt				
1955-1953			K150295	8
S130				
King Bolt Set				
1957-1956	3100 Lb FA10 Axle, .8605" Pin Diameter, 5.437" Length, (Contains Metal Bushing)		8390B	1 F510
Leaf Spring Bolt				
1957-1956			K150295	8

STEERING



Year	Model/Application	Part	P/C Qty	Figure
1300A				
Steering Damper Bellows				
1966	Four Wheel Drive (4X4), 3-1/2" Outside Diameter Front Axle And 1-1/2" Tie Rod, (Trail Boss)	Front	SSD68	1
	Four Wheel Drive (4X4), Straight Axle, (Super Trail Boss)	Front	SSD90	1
	Four Wheel Drive (4X4), Straight Axle, (Trail Boss)	Front	SSD68	1
	Two Wheel Drive (4x2), Straight Axle, (Trail Boss)	Front	SSD68	1
Steering Damper Cylinder				
1966	Four Wheel Drive (4X4), 3-1/2" Outside Diameter Front Axle And 1-1/2" Tie Rod, (Trail Boss)	Front	SSD48	1
	Four Wheel Drive (4X4), Straight Axle, (Super Trail Boss)	Front	SSD82	1
	Four Wheel Drive (4X4), Straight Axle, (Trail Boss)	Front	SSD48	1
	Two Wheel Drive (4x2), Straight Axle, (Trail Boss)	Front	SSD42	1
Steering Damper Kit				
1966	Four Wheel Drive (4X4), 3-1/2" Outside Diameter Front Axle And 1-1/2" Tie Rod, (Trail Boss)	Front	SSD11	1
	Four Wheel Drive (4X4), Straight Axle, (Super Trail Boss)	Front	SSD92	1
	Four Wheel Drive (4X4), Straight Axle, (Trail Boss)	Front	SSD13	1
	Two Wheel Drive (4x2), Straight Axle, (Super Trail Boss)	Front	SSD99	1
Tie Rod End				
1966	3100 Lb FA10 Axle, 3.250" Length, .688" - 18 Threads, (Includes Sunloy-Coated Metal Bearing To Combine Durability With Smooth Stud Swing)	Left Outer	ES262L ‡	1 S232
	3100 Lb FA10 Axle, 3.250" Length, .688" - 18 Threads, (Includes Sunloy-Coated Metal Bearing To Combine Durability With Smooth Stud Swing)	Right Outer	ES262R ‡	1 S232
	Four Wheel Drive (4X4), 1.000" - 16 Threads, 3.750" Length, (Powdered Metal Gusher Brg. For Better Lubrication)	Left Outer	ES176L ‡	1

(Cont.) 130, 1300 Series-NAVISTAR/INTERNATIONAL**STEERING (Cont.)**

Year	Model/Application	Part	P/C Qty	Figure
1300B				
Steering Damper Bellows				
1969-1967	Four Wheel Drive (4X4), 3-1/2" Outside Diameter Front Axle And 1-1/2" Tie Rod, (Trail Boss)	Front	SSD68	1
	Four Wheel Drive (4X4), Straight Axle, (Super Trail Boss)	Front	SSD90	1
	Four Wheel Drive (4X4), Straight Axle, (Trail Boss)	Front	SSD68	1
	Two Wheel Drive (4x2), Straight Axle, (Trail Boss)	Front	SSD68	1
Steering Damper Cylinder				
1969-1967	Four Wheel Drive (4X4), 3-1/2" Outside Diameter Front Axle And 1-1/2" Tie Rod, (Trail Boss)	Front	SSD48	1
	Four Wheel Drive (4X4), Straight Axle, (Super Trail Boss)	Front	SSD82	1
	Four Wheel Drive (4X4), Straight Axle, (Trail Boss)	Front	SSD48	1
	Two Wheel Drive (4x2), Straight Axle, (Trail Boss)	Front	SSD42	1
Steering Damper Kit				
1969	Four Wheel Drive (4X4), Straight Axle, (Trail Boss)	Front	SSD13	1
	Two Wheel Drive (4x2), Straight Axle, (Super Trail Boss)	Front	SSD99	1
1969-1967	Four Wheel Drive (4X4), 3-1/2" Outside Diameter Front Axle And 1-1/2" Tie Rod, (Trail Boss)	Front	SSD11	1
	Four Wheel Drive (4X4), Straight Axle, (Super Trail Boss)	Front	SSD92	1
1967	Four Wheel Drive (4X4), Straight Axle, (Trail Boss)	Front	SSD13	1
	Two Wheel Drive (4x2), Straight Axle, (Super Trail Boss)	Front	SSD99	1
Tie Rod End				
1969-1968	Four Wheel Drive (4X4), 1.000" - 16 Threads, 3.750" Length, (Powdered Metal Gusher Brg. For Better Lubrication)	Left Outer	ES176L ‡	1
	Two Wheel Drive (4x2), Axle Number FA1 (Axle Code 02001), 3.250" Length, (Includes Sunoloy-Coated Metal Bearing To Combine Durability With Smooth Stud Swing)	Left Outer	ES262L ‡	1
	Two Wheel Drive (4x2), Axle Number FA1 (Axle Code 02001), 3.250" Length, (Includes Sunoloy-Coated Metal Bearing To Combine Durability With Smooth Stud Swing)	Right Outer	ES262R ‡	1
1967	3100 Lb FA10 Axle, 3.250" Length, .688" - 18 Threads, (Includes Sunoloy-Coated Metal Bearing To Combine Durability With Smooth Stud Swing)	Left Outer	ES262L ‡	1 S232
	3100 Lb FA10 Axle, 3.250" Length, .688" - 18 Threads, (Includes Sunoloy-Coated Metal Bearing To Combine Durability With Smooth Stud Swing)	Right Outer	ES262R ‡	1 S232
1300C				
Steering Damper Bellows				
1969-1968	Four Wheel Drive (4X4), 3-1/2" Outside Diameter Front Axle And 1-1/2" Tie Rod, (Trail Boss)	Front	SSD68	1
	Four Wheel Drive (4X4), Straight Axle, (Super Trail Boss)	Front	SSD90	1
	Four Wheel Drive (4X4), Straight Axle, (Trail Boss)	Front	SSD68	1
	Two Wheel Drive (4x2), Straight Axle, (Trail Boss)	Front	SSD68	1
Steering Damper Cylinder				
1969-1968	Four Wheel Drive (4X4), 3-1/2" Outside Diameter Front Axle And 1-1/2" Tie Rod, (Trail Boss)	Front	SSD48	1
	Four Wheel Drive (4X4), Straight Axle, (Super Trail Boss)	Front	SSD82	1
	Four Wheel Drive (4X4), Straight Axle, (Trail Boss)	Front	SSD48	1
	Two Wheel Drive (4x2), Straight Axle, (Trail Boss)	Front	SSD42	1
Steering Damper Kit				
1969-1968	Four Wheel Drive (4X4), 3-1/2" Outside Diameter Front Axle And 1-1/2" Tie Rod, (Trail Boss)	Front	SSD11	1
	Four Wheel Drive (4X4), Straight Axle, (Super Trail Boss)	Front	SSD92	1
	Four Wheel Drive (4X4), Straight Axle, (Trail Boss)	Front	SSD13	1
	Two Wheel Drive (4x2), Straight Axle, (Super Trail Boss)	Front	SSD99	1
Tie Rod End				
1969	Four Wheel Drive (4X4), 1.000" - 16 Threads, 3.750" Length, (Powdered Metal Gusher Brg. For Better Lubrication)	Left Outer	ES176L ‡	1
	Two Wheel Drive (4x2), Axle Number FA1 (Axle Code 02001), 3.250" Length, (Includes Sunoloy-Coated Metal Bearing To Combine Durability With Smooth Stud Swing)	Right Outer	ES262R ‡	1
1968	3100 Lb FA10 Axle, 3.250" Length, .688" - 18 Threads, (Includes Sunoloy-Coated Metal Bearing To Combine Durability With Smooth Stud Swing)	Left Outer	ES262L ‡	1 S232
	3100 Lb FA10 Axle, 3.250" Length, .688" - 18 Threads, (Includes Sunoloy-Coated Metal Bearing To Combine Durability With Smooth Stud Swing)	Right Outer	ES262R ‡	1 S232
	Four Wheel Drive (4X4), 1.000" - 16 Threads, 3.750" Length, (Powdered Metal Gusher Brg. For Better Lubrication)	Left Outer	ES176L ‡	1
1300D				
Steering Damper Bellows				
1970-1969	Four Wheel Drive (4X4), 3-1/2" Outside Diameter Front Axle And 1-1/2" Tie Rod, (Trail Boss)	Front	SSD68	1
	Four Wheel Drive (4X4), Straight Axle, (Super Trail Boss)	Front	SSD90	1
	Four Wheel Drive (4X4), Straight Axle, (Trail Boss)	Front	SSD68	1
	Two Wheel Drive (4x2), Straight Axle, (Trail Boss)	Front	SSD68	1
Steering Damper Cylinder				
1970-1969	Four Wheel Drive (4X4), 3-1/2" Outside Diameter Front Axle And 1-1/2" Tie Rod, (Trail Boss)	Front	SSD48	1
	Four Wheel Drive (4X4), Straight Axle, (Super Trail Boss)	Front	SSD82	1
	Two Wheel Drive (4x2), Straight Axle, (Trail Boss)	Front	SSD42	1
Steering Damper Kit				
1970-1969	Four Wheel Drive (4X4), 3-1/2" Outside Diameter Front Axle And 1-1/2" Tie Rod, (Trail Boss)	Front	SSD11	1

NAVISTAR/INTERNATIONAL-130, 1300 Series (Cont.)

STEERING (Cont.)

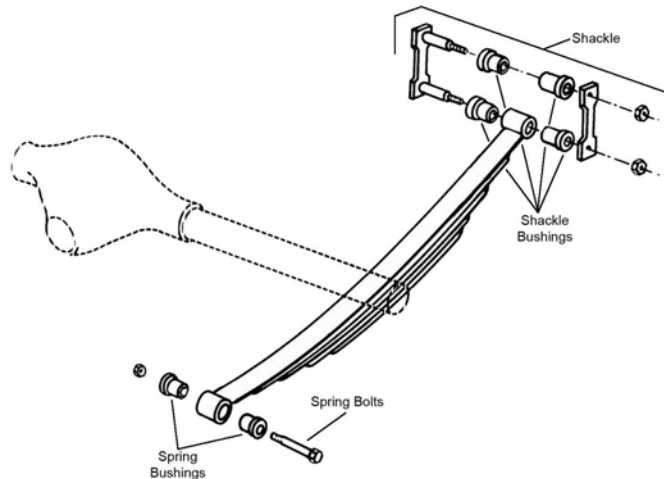
Year	Model/Application	Part	P/C Qty	Figure
1300D				
Steering Damper Kit				
1970-1969 (Cont.)	Four Wheel Drive (4X4), Straight Axle, (Super Trail Boss)	Front	SSD92	1
	Four Wheel Drive (4X4), Straight Axle, (Trail Boss)	Front	SSD13	1
	Two Wheel Drive (4x2), Straight Axle, (Super Trail Boss)	Front	SSD99	1
Tie Rod End				
1970-1969	Four Wheel Drive (4X4), 1.000" - 16 Threads, 3.750" Length, (Powdered Metal Gusher Brg. For Better Lubrication)	Left Outer	ES176R ‡	1
	Two Wheel Drive (4x2), Axle Number FA12 (Axle Code 02012), (Includes Sunoloy-Coated Metal Bearing To Combine Durability With Smooth Stud Swing)	Left Outer	ES392L ‡	1
	Two Wheel Drive (4x2), Axle Number FA12 (Axle Code 02012), (Includes Sunoloy-Coated Metal Bearing To Combine Durability With Smooth Stud Swing)	Right Outer	ES392R ‡	1
1310				
Drag Link Assembly				
1973-1972	Four Wheel Drive (4X4), FA18,25,46, (Includes Sunoloy-Coated Metal Bearing To Combine Durability With Smooth Stud Swing)		DS916 ‡	1
Steering Damper Bellows				
1973-1971	Four Wheel Drive (4X4), 3-1/2" Outside Diameter Front Axle And 1-1/2" Tie Rod, (Trail Boss)	Front	SSD68	1
	Four Wheel Drive (4X4), Straight Axle, (Super Trail Boss)	Front	SSD90	1
	Four Wheel Drive (4X4), Straight Axle, (Trail Boss)	Front	SSD68	1
	Two Wheel Drive (4x2), Straight Axle, (Trail Boss)	Front	SSD68	1
Steering Damper Cylinder				
1973-1971	Four Wheel Drive (4X4), 3-1/2" Outside Diameter Front Axle And 1-1/2" Tie Rod, (Trail Boss)	Front	SSD48	1
	Four Wheel Drive (4X4), Straight Axle, (Super Trail Boss)	Front	SSD82	1
	Two Wheel Drive (4x2), Straight Axle, (Trail Boss)	Front	SSD42	1
Steering Damper Kit				
1973-1971	Four Wheel Drive (4X4), 3-1/2" Outside Diameter Front Axle And 1-1/2" Tie Rod, (Trail Boss)	Front	SSD11	1
	Four Wheel Drive (4X4), Straight Axle, (Super Trail Boss)	Front	SSD92	1
	Four Wheel Drive (4X4), Straight Axle, (Trail Boss)	Front	SSD13	1
	Two Wheel Drive (4x2), Straight Axle, (Super Trail Boss)	Front	SSD99	1
Tie Rod End				
1973-1972	Four Wheel Drive (4X4), 3000 Lb Axle, 3800 Lb Axle, FA52 Axle, 1.000" - 16 Threads, 3.750" Length, (Powdered Metal Gusher Brg. For Better Lubrication)	Left Outer	ES176L ‡	1
1973-1971	Four Wheel Drive (4X4), 1.000" - 16 Threads, 3.750" Length, (Powdered Metal Gusher Brg. For Better Lubrication)	Left Outer	ES176R ‡	1
	Two Wheel Drive (4x2), Axle Number FA12 (Axle Code 02012), (Includes Sunoloy-Coated Metal Bearing To Combine Durability With Smooth Stud Swing)	Left Outer	ES392L ‡	1
	Two Wheel Drive (4x2), Axle Number FA12 (Axle Code 02012), (Includes Sunoloy-Coated Metal Bearing To Combine Durability With Smooth Stud Swing)	Right Outer	ES392R ‡	1
A130				
Tie Rod End				
1958-1957	FA10 Axle, 3.250" Length, .688" - 18 Threads, (Includes Sunoloy-Coated Metal Bearing To Combine Durability With Smooth Stud Swing)	Left Outer	ES262L ‡	1
	FA10 Axle, 3.250" Length, .688" - 18 Threads, (Includes Sunoloy-Coated Metal Bearing To Combine Durability With Smooth Stud Swing)	Right Outer	ES262R ‡	1
				S232
				S232
B130				
Steering Damper Bellows				
1960-1959	Straight Axle, (Trail Boss)	Front	SSD68	1
Steering Damper Cylinder				
1960-1959	Straight Axle, (Trail Boss)	Front	SSD42	1
Steering Damper Kit				
1960-1959	Straight Axle, (Super Trail Boss)	Front	SSD99	1
Tie Rod End				
1960-1959	FA10 Axle, 3.250" Length, .688" - 18 Threads, (Includes Sunoloy-Coated Metal Bearing To Combine Durability With Smooth Stud Swing)	Left Outer	ES262L ‡	1
	FA10 Axle, 3.250" Length, .688" - 18 Threads, (Includes Sunoloy-Coated Metal Bearing To Combine Durability With Smooth Stud Swing)	Right Outer	ES262R ‡	1
				S232
				S232
C130				
Steering Damper Bellows				
1962-1961	Two Wheel Drive (4x2), Straight Axle, (Trail Boss)	Front	SSD68	1
Steering Damper Cylinder				
1962-1961	Two Wheel Drive (4x2), Straight Axle, (Trail Boss)	Front	SSD42	1
Steering Damper Kit				
1962-1961	Two Wheel Drive (4x2), Straight Axle, (Super Trail Boss)	Front	SSD99	1

(Cont.) 130, 1300 Series-NAVISTAR/INTERNATIONAL

STEERING (Cont.)

Year	Model/Application	Part	P/C Qty	Figure
C130				
Tie Rod End				
1962-1961	FA10 Axle, 3.250" Length, .688" - 18 Threads, (Includes Sunoloy-Coated Metal Bearing To Combine Durability With Smooth Stud Swing)	Left Outer ES262L ‡	1	S232
	FA10 Axle, 3.250" Length, .688" - 18 Threads, (Includes Sunoloy-Coated Metal Bearing To Combine Durability With Smooth Stud Swing)	Right Outer ES262R ‡	1	S232
C1300				
Steering Damper Bellows				
1964-1963	Two Wheel Drive (4x2), Straight Axle, (Trail Boss)	Front SSD68	1	
Steering Damper Cylinder				
1964-1963	Two Wheel Drive (4x2), Straight Axle, (Trail Boss)	Front SSD42	1	
Steering Damper Kit				
1964-1963	Two Wheel Drive (4x2), Straight Axle, (Super Trail Boss)	Front SSD99	1	
Tie Rod End				
1964-1963	Four Wheel Drive (4X4), 1.000" - 16 Threads, 3.750" Length, (Powdered Metal Gusher Brg. For Better Lubrication)	Left Outer ES176L ‡	1	S232
	Two Wheel Drive (4x2), 3.250" Length, .688" - 18 Threads, (Includes Sunoloy-Coated Metal Bearing To Combine Durability With Smooth Stud Swing)	Left Outer ES262L ‡	1	S232
	Two Wheel Drive (4x2), 3.250" Length, .688" - 18 Threads, (Includes Sunoloy-Coated Metal Bearing To Combine Durability With Smooth Stud Swing)	Right Outer ES262R ‡	1	S232
MHC1310				
Tie Rod End				
1974	Axle Number FA12 (Axle Code 02012), (Includes Sunoloy-Coated Metal Bearing To Combine Durability With Smooth Stud Swing)	Left Outer ES392L ‡	1	
	Axle Number FA12 (Axle Code 02012), (Includes Sunoloy-Coated Metal Bearing To Combine Durability With Smooth Stud Swing)	Right Outer ES392R ‡	1	

REAR SUSPENSION



R309

Year	Model/Application	Part	P/C Qty	Figure
1300A				
Camber Kingpin				
1966	Dana 60 Axle, 1-1/2 Degree Maximum Positive Camber, (Eccentric Bushing, Adjustable Camber Kingpin)	K992 ‡	2	
Leaf Spring Shackle Bushing				
1966	Except 156" Wheelbase	Lower K201002	2	R309
1300B				
Camber Kingpin				
1967	Dana 60 Axle, 1-1/2 Degree Maximum Positive Camber, (Eccentric Bushing, Adjustable Camber Kingpin)	K992 ‡	2	
Leaf Spring Shackle Bushing				
1967	Except 156" Wheelbase	Lower K201002	2	R309

NAVISTAR/INTERNATIONAL-130, 1300 Series (Cont.)

REAR SUSPENSION (Cont.)

Year	Model/Application	Part	P/C Qty	Figure
1300C				
Camber Kingpin				
1968	Dana 60 Axle, 1-1/2 Degree Maximum Positive Camber, (Eccentric Bushing, Adjustable Camber Kingpin)	K992 ‡	2	
Leaf Spring Bushing				
1968	Except 156" Wheelbase	Front K201002	2	R309
Leaf Spring Shackle Bushing				
1968	Except 156" Wheelbase	Lower K201002	2	R309
1300D				
Camber Kingpin				
1971-1969	Dana 60 Axle, 1-1/2 Degree Maximum Positive Camber, (Eccentric Bushing, Adjustable Camber Kingpin)	K992 ‡	2	
Leaf Spring Bushing				
1971-1969		Front K201002	2	R309
Leaf Spring Shackle Bushing				
1971-1969		Lower K201002	2	R309

NAVISTAR/INTERNATIONAL-140, 1400 Series

FRONT SUSPENSION

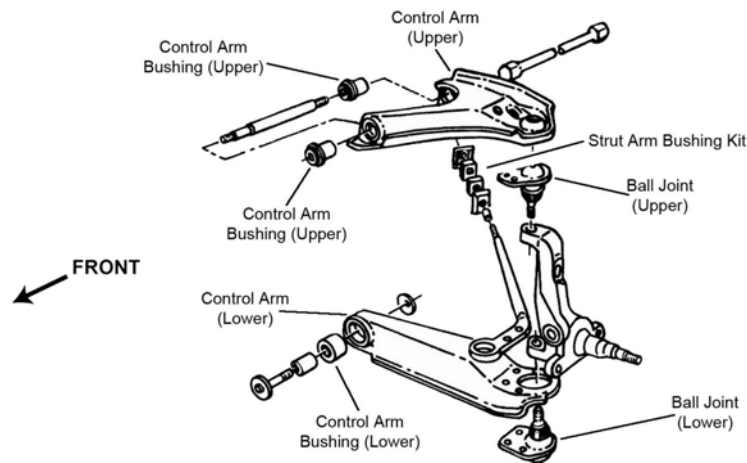
Year	Model/Application	Part	P/C Qty	Figure
1452SC				
King Bolt Set				
1990-1987	12,000 lb. (I-120S (02ADD)) Axle, 9.870" Length, 1.921" Pin Diameter, (Contains Metal Bushing, Two Keyways)	8655B	1	
1990-1986	12,000 lb. (I-120S (02ADD)) Axle, Double Lock Pin, 9.870" Length, 1.921" Pin Diameter, (Contains Composite Bushing, Two Keyways)	8655C	1	
R-140				
Leaf Spring Bolt				
1955-1953		K150295	6	

STEERING

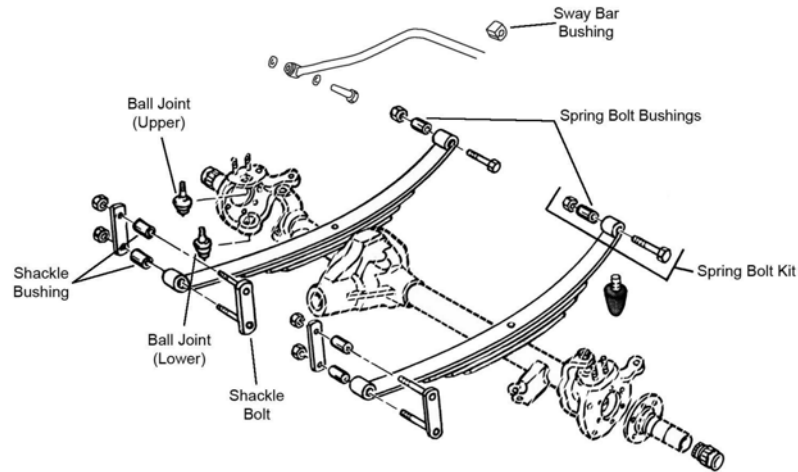
Year	Model/Application	Part	P/C Qty	Figure
1452SC				
Drag Link Assembly				
1990-1986	6,000 lb. (I60S (02ADA)) Axle, TAS-40 Ross Steering Gear, 17.47" Center To Center	DS1215	1	

NAVISTAR/INTERNATIONAL-150, 1500 Series

FRONT SUSPENSION



**(Cont.) 150, 1500 Series-NAVISTAR/INTERNATIONAL
FRONT SUSPENSION (Cont.)**



F509

Year	Model/Application	Part	P/C Qty	Figure
150				
Ball Joint				
1975	Four Wheel Drive (4X4), FA62 Axle, (Powdered Metal Gusher Brg. For Better Lubrication)	Upper	K8194T ‡	2 F509
	Four Wheel Drive (4X4), FA62 Axle, (Powdered Metal Gusher Brg. For Better Lubrication)	Lower	K8195T ‡	2 F509
	Two Wheel Drive (4x2), FA5 Axle, (Powdered Metal Gusher Brg. For Better Lubrication)	Upper	K778 ‡	2 F154
Control Arm Bushing				
1975	Two Wheel Drive (4x2), (Optional, Eccentric Bushing, Provides Additional Positive(+) Camber Adjustment, High Quality Elastomer For Durability And Performance)	Upper	K7104 ‡	2 F154
STEERING				
Year	Model/Application	Part	P/C Qty	Figure
150				
Steering Damper Bellows				
1975	Four Wheel Drive (4X4), 3-1/2" Outside Diameter Front Axle And 1-1/2" Tie Rod, (Trail Boss)	Front	SSD68	1
	Four Wheel Drive (4X4), Straight Axle, (Super Trail Boss)	Front	SSD90	1
	Four Wheel Drive (4X4), Straight Axle, (Trail Boss)	Front	SSD68	1
Steering Damper Cylinder				
1975	Four Wheel Drive (4X4), 3-1/2" Outside Diameter Front Axle And 1-1/2" Tie Rod, (Trail Boss)	Front	SSD48	1
	Four Wheel Drive (4X4), Straight Axle, (Super Trail Boss)	Front	SSD82	1
	Four Wheel Drive (4X4), Straight Axle, (Trail Boss)	Front	SSD48	1
Steering Damper Kit				
1975	Four Wheel Drive (4X4), 3-1/2" Outside Diameter Front Axle And 1-1/2" Tie Rod, (Trail Boss)	Front	SSD11	1
	Four Wheel Drive (4X4), Straight Axle, (Super Trail Boss)	Front	SSD92	1
	Four Wheel Drive (4X4), Straight Axle, (Trail Boss)	Front	SSD13	1
Tie Rod Adjusting Sleeve				
1975	Two Wheel Drive (4x2), 11/16" - 18 Thread, 4.72" Length		ES2004S	1

**160, 1600 Series-NAVISTAR/INTERNATIONAL
FRONT SUSPENSION**

Year	Model/Application	Part	P/C Qty	Figure
1600				
Camber Kingpin				
1975-1962	Dana 60 Axle, 1-1/2 Degree Maximum Positive Camber, (Eccentric Bushing, Adjustable Camber Kingpin)		K992 ‡	2
King Bolt Set				
1983-1978	7,500 lb. (FA101 (02101), I-75) Axle, Double Lock Pin, 1.359" Pin Diameter, 7.970" Length, (Contains Composite Bushing, Two Keyways)		8637C	1
1983-1962	9,000 lb. (FA105 (02105), FA208 (02208) (02139)) Axle, Double Lock Pin, 1.434" Pin Diameter, 8.500" Length, (Contains Nylon Bushing, Two Keyways)		8519N	1
	9,000 lb. (FA309 (02309)) Axle, 10,800 lb. (FA329 (02329)) Axle, 12,000 lb. (FA139 (02139), FA339 (02339)) Axle, Double Lock Pin, 1.609" Pin Diameter, 9.660" Length, (Contains Metal Bushing)		8503B	1
	9,000 lb. (FA309 (02309)) Axle, 10,800 lb. (FA329 (02329)) Axle, 12,000 lb. (FA139 (02139), FA339 (02339)) Axle, Double Lock Pin, 1.609" Pin Diameter, 9.660" Length, (Contains Nylon Bushing)		8567N	1

NAVISTAR/INTERNATIONAL-160, 1600 Series (Cont.)

FRONT SUSPENSION (Cont.)

Year	Model/Application	Part	P/C Qty	Figure
1600				
King Bolt Set				
1983-1962 (Cont.)	12,000 lb. (FA228 (02228)) Axle, Double Lock Pin, 1.794" Pin Diameter, 10.392" Length, (Contains Metal Bushing, Two Keyways)	8553B	1	
	12,000 lb. (FA215 (02215), FA218 (02218)) Axle, Double Lock Pin, 1.794" Pin Diameter, 9.120" Length, (Contains Metal Bushing, Two Keyways)	8489B	1	
	12,000 lb. (FA215 (02215), FA218 (02218)) Axle, Double Lock Pin, 1.794" Pin Diameter, 9.120" Length, (Contains Nylon Bushing, Two Keyways)	8489N	1	
	16,000 lb. (FA136 (02136)) Axle, Double Lock Pin, 1.999" Pin Diameter, 11.040" Length, (Contains Metal Bushing, Two Keyways)	8518B	1	
	16,000 lb. (FA136 (02136)) Axle, Double Lock Pin, 1.999" Pin Diameter, 11.040" Length, (Contains Nylon Bushing, Two Keyways)	8518N	1	
	9,000 lb. (FA109 (02109)) Axle, Double Lock Pin, 8.850" Length, 1.486" Pin Diameter, (Contains Metal Bushing, Two Keyways)	8645B	1	
	5,000 lb. (FA68 (02068)) Axle, 5,500 lb. (FA72 (02072)) Axle, Single Lock Pin, 1.234" Pin Diameter, 6.750" Length, (Contains Metal Bushing)	8385B	1	
	5,000 lb. (FA68 (02068)) Axle, 5,500 lb. (FA72 (02072)) Axle, Single Lock Pin, 1.249" Pin Diameter, 6.750" Length, (Contains Metal Bushing, Oversize)	8385B015	1	
	9,000 lb. (FA309 (02309)) Axle, Single Lock Pin, 1.609" Pin Diameter, 9.160" Length, (Contains Metal Bushing, One Keyway)	8583B	1	
	9,000 lb. (FA309 (02309)) Axle, Single Lock Pin, 1.609" Pin Diameter, 9.160" Length, (Contains Nylon Bushing, One Keyway)	8583N	1	
	10,800 lb. (FA329 (02329)) Axle, 12,000 lb. (FA139 (02139), FA339 (02339)) Axle, Single Lock Pin, 1.609" Pin Diameter, 9.660" Length, (Contains Metal Bushing)	8581B	1	
	10,800 lb. (FA329 (02329)) Axle, 12,000 lb. (FA139 (02139), FA339 (02339)) Axle, Single Lock Pin, 1.609" Pin Diameter, 9.660" Length, (Contains Nylon Bushing)	8581N	1	
	9,000 lb. (FA309 (02309)) Axle, Single Lock Pin, 1.611" Pin Diameter, 9.160" Length, (Contains Nylon Bushing, Oversize, One Keyway)	8583N002	1	
	10,800 lb. (FA329 (02329)) Axle, 12,000 lb. (FA139 (02139), FA339 (02339)) Axle, Single Lock Pin, 1.611" Pin Diameter, 9.660" Length, (Contains Metal Bushing, Oversize, One Keyway)	8581B002	1	
	10,800 lb. (FA329 (02329)) Axle, 12,000 lb. (FA139 (02139), FA339 (02339)) Axle, Single Lock Pin, 1.611" Pin Diameter, 9.660" Length, (Contains Nylon Bushing, Oversize, One Keyway)	8581N002	1	
	4,700 lb. (FA48 (02048)) Axle, Single Lock Pin, 6.250" Length, 1.110" Pin Diameter, (Contains Metal Bushing, One Keyway, Straight Oil Groove)	8389B	1	
	9,000 lb. (FA109 (02109)) Axle, Single Lock Pin, 8.850" Length, 1.486" Pin Diameter, (Contains Metal Bushing, One Keyway)	8579B	1	
Leaf Spring Bolt				
1978-1962	Axle Code 02109 With Regular Springs	Front	K150342	2
1624				
King Bolt Set				
1982-1981	9,000 lb. (FA118 (02118)) Axle, 10,800 lb. (FA127 (02127), I-108 (02329)) Axle, 12,000 lb. (FA139 (02139), I-120 (02339)) Axle, 13,200 lb. (I-132) Axle, 14,000 lb. (FA342 (02342)) Axle, Double Lock Pin, 1.609" Pin Diameter, 9.660" Length, (Contains Metal Bushing, Bolts And Washers Not Included)	8617B	1	
1982-1980	5,000 lb. (FA71 (02071)) Axle, 5,500 lb. (FA73 (02073)) Axle, 6,000 lb. (I-60 (02073)) Axle, 7,500 lb. (FA101 (02101), I-75 (02101)) Axle, 8,000 lb. (FA104 (02104), I-80) Axle, 1.359" Pin Diameter, 7.970" Length, (Contains Composite Bushing, One Keyway)	8577C	1	
	5,000 lb. (FA71 (02071), I-50 (02071)) Axle, 6,000 lb. (FA73, I-60 (02073)) Axle, 7,500 lb. (FA101 (02101), I-75 (02101)) Axle, 8,000 lb. (FA104 (02104), I-80) Axle, 1.361" Pin Diameter, 7.970" Length, (Contains Composite Bushing, Oversize, One Keyway)	8577C002	1	
	9,000 lb. (FA109 (02109)) Axle, 1.484" Pin Diameter, 8.850" Length, (Contains Metal Bushing, Two Keyways)	80066B	1	
	9,000 lb. (FA309 (02309), I-90 (02309)) Axle, 10,800 lb. (I-108 (02329)) Axle, 12,000 lb. (I-120 (02339)) Axle, 13,200 lb. (I-132) Axle, 1.609" Pin Diameter, 9.160" Length, (Contains Composite Bushing, Two Keyways)	8610C	1	
	9,000 lb. (FA309 (02309), I-90 (02309)) Axle, 1.609" Pin Diameter, 9.160" Length, (Contains Nylon Bushing, One Keyway)	8583N	1	
	10,800 lb. (FA329 (02329)) Axle, 12,000 lb. (FA339 (02339)) Axle, 1.609" Pin Diameter, 9.660" Length, (Contains Metal Bushing, Two Keyways, Contains Bolts And Washers)	8567B	1	
	9,000 lb. (FA309 (02309), I-90 (02309)) Axle, 1.611" Pin Diameter, 9.160" Length, (Contains Nylon Bushing, Oversize, One Keyway)	8583N002	1	
	10,800 lb. (FA127 (02127), FA329 (02329)) Axle, 12,000 lb. (FA139 (02139), FA339 (02339)) Axle, 1.611" Pin Diameter, 9.660" Length, (Contains Metal Bushing, Oversize, One Keyway)	8581B002	1	
	9,000 lb. (FA118 (02118)) Axle, 10,800 lb. (FA127 (02127), I-108 (02329)) Axle, 12,000 lb. (FA139 (02139), I-120 (02339)) Axle, 13,200 lb. (I-132) Axle, 1.611" Pin Diameter, 9.660" Length, (Contains Nylon Bushing, Oversize, One Keyway)	8581N002	1	
	12,000 lb. (FA226 (02226)) Axle, 1.794" Pin Diameter, 10.392" Length, (Contains Metal Bushing, Two Keyways)	8590B	1	
	18,000 lb. (FA232 (02232)) Axle, 20,000 lb. (FA233 (02233)) Axle, 1.999" Pin Diameter, 11.212" Length, (Contains Metal Bushing, Two Keyways)	8571B	1	
	9,000 lb. (FA109 (02109)) Axle, 8.850" Length, 1.486" Pin Diameter, (Contains Metal Bushing, Oversize, One Keyway)	8579B002	1	
	5,000 lb. (FA71 (02071), I-50 (02071)) Axle, 5,500 lb. (FA73 (02073)) Axle, 6,000 lb. (I-60 (02073)) Axle, 7,500 lb. (FA101 (02101), I-75 (02101)) Axle, 8,000 lb. (FA104 (02104), I-80) Axle, Double Lock Pin, 1.359" Pin Diameter, 7.970" Length, (Contains Metal Bushing, Two Keyways)	8637B	1	
	9,000 lb. (FA309 (02309), I-90 (02309)) Axle, Double Lock Pin, 1.609" Pin Diameter, 9.160" Length, (Contains Metal Bushing, Two Keyways)	8610B	1	

(Cont.) 160, 1600 Series-NAVISTAR/INTERNATIONAL**FRONT SUSPENSION (Cont.)**

Year	Model/Application	Part	P/C Qty	Figure
1624				
King Bolt Set				
1982-1980 (Cont.)	10,800 lb. (FA329 (02329)) Axle, Double Lock Pin, 1.609" Pin Diameter, 9.660" Length, (Contains Nylon Bushing)	8567N	1	
	9,000 lb. (FA109 (02109)) Axle, Double Lock Pin, 8.850" Length, 1.486" Pin Diameter, (Contains Metal Bushing, Two Keyways)	8645B	1	
	5,000 lb. (FA71 (02071), I-50) Axle, 5,500 lb. (FA73 (02073)) Axle, 6,000 lb. (I-60 (02073)) Axle, 7,500 lb. (FA101 (02101), I-75 (02101)) Axle, 8,000 lb. (FA104 (02104), I-80) Axle, Single Lock Pin, 1.359" Pin Diameter, 7.970" Length, (Contains Metal Bushing, One Keyway)	8577B	1	
	9,000 lb. (FA309 (02309)) Axle, Single Lock Pin, 1.609" Pin Diameter, 9.160" Length, (Contains Metal Bushing, One Keyway)	8583B	1	
	9,000 lb. (FA118 (02118)) Axle, 10,800 lb. (FA127 (02127), FA329 (02329)) Axle, 12,000 lb. (FA139 (02139), FA339 (02339)) Axle, Single Lock Pin, 1.609" Pin Diameter, 9.660" Length, (Contains Metal Bushing)	8581B	1	
	9,000 lb. (FA118 (02118)) Axle, 10,800 lb. (FA127 (02127), I-108 (02329)) Axle, 12,000 lb. (FA139 (02139), I-120 (02339)) Axle, 13,200 lb. (I-132) Axle, Single Lock Pin, 1.609" Pin Diameter, 9.660" Length, (Contains Nylon Bushing)	8581N	1	
	9,000 lb. (FA109 (02109)) Axle, Single Lock Pin, 8.850" Length, 1.486" Pin Diameter, (Contains Metal Bushing, One Keyway)	8579B	1	
	1982-1979	5,000 lb. (FA71 (02071), I-50 (02071), I-80) Axle, 5,500 lb. (FA73 (02073)) Axle, 6,000 lb. (I-60) Axle, 7,500 lb. (FA101 (02101), I-75) Axle, 8,000 lb. (FA104 (02104)) Axle, Double Lock Pin, 1.359" Pin Diameter, 7.970" Length, (Contains Composite Bushing, Two Keyways)	8637C	1
Leaf Spring Bolt				
1979	All Axle Codes With Heavy Duty Springs Except 02071, 02073, 02101	Front	K150336	2
	All Axle Codes With Heavy Duty Springs Except 02071, 02073, 02101	Rear	K150335	4
1652SC				
King Bolt Set				
1990-1986	16,000 lb. (FA231 (02231)) Axle, 1.999" Pin Diameter, 11.212" Length, (Contains Metal Bushing, Two Keyways)	8571B	1	
	14,000 lb. (I-140S (02ADE)) Axle, 2.046" Pin Diameter, 10.120" Length, (Contains Composite Bushing, Two Keyways)	80070C	1	
	14,000 lb. (I-140S (02ADE)) Axle, 2.046" Pin Diameter, 10.120" Length, (Contains Metal Bushing, Two Keyways)	8657B	1	
	16,000 lb. (I-160S) Axle, 2.046" Pin Diameter, 11" Length, (Contains Composite Bushing, Two Keyways)	80075C	1	
	12,000 lb. (I-120S (02ADD)) Axle, 9.870" Length, 1.921" Pin Diameter, (Contains Metal Bushing, Two Keyways)	8655B	1	
	12,000 lb. (I-120S (02ADD)) Axle, Double Lock Pin, 9.870" Length, 1.921" Pin Diameter, (Contains Composite Bushing, Two Keyways)	8655C	1	
1990-1973	16,000 lb. (I-160S (02ADH)) Axle, Double Lock Pin, 11" Length, 2.046" Pin Diameter, (Contains Metal Bushing, Two Keyways)	80074B	1	
1654				
King Bolt Set				
1989-1983	7,000 lb. (FA97 (02097)) Axle, 1.234" Pin Diameter, 7.656" Length, (Contains Metal Bushing, One Keyway)	8375B	1	
	9,000 lb. (FA309 (02309), I-90 (02309)) Axle, 10,800 lb. (I-108 (02329)) Axle, 1.609" Pin Diameter, 9.160" Length, (Contains Composite Bushing, Two Keyways)	8610C	1	
	9,000 lb. (FA309 (02309), I-90 (02309)) Axle, 1.609" Pin Diameter, 9.160" Length, (Contains Nylon Bushing, One Keyway)	8583N	1	
	9,000 lb. (FA309 (02309), I-90 (02309)) Axle, 1.611" Pin Diameter, 9.160" Length, (Contains Nylon Bushing, Oversize, One Keyway)	8583N002	1	
	12,000 lb. (FA340 (02340)) Axle, 1.611" Pin Diameter, 9.660" Length, (Contains Composite Bushing, One Keyway)	80079C	1	
	10,800 lb. (FA329 (02329), FA341 (02341), I-108 (02329)) Axle, 12,000 lb. (FA339 (02339), FA340 (02340)) Axle, 24,000 lb. (FA248) Axle, 1.611" Pin Diameter, 9.660" Length, (Contains Metal Bushing, Oversize, One Keyway)	8581B002	1	
	10,800 lb. (FA341 (02341)) Axle, 24,000 lb. (FA248) Axle, 1.611" Pin Diameter, 9.660" Length, (Contains Nylon Bushing, Oversize, One Keyway)	8581N002	1	
	12,000 lb. (EFA12F3) Axle, 1.625" Pin Diameter, 9.200" Length, (Contains Metal Bushing, One Keyway)	8647B	1	
	12,000 lb. (EFA12F3) Axle, 1.63" Diameter, 9.200" Length, (Contains Composite Bushing, One Keyway)	8618C	1	
	12,000 lb. (FA226 (02226)) Axle, 1.794" Pin Diameter, 10.392" Length, (Contains Metal Bushing, Two Keyways)	8590B	1	
	12,000 lb. (FA340 (02340)) Axle, 1.999" Pin Diameter, 11.040" Length, (Contains Nylon Bushing, Two Keyways)	8518N	1	
	16,000 lb. (FA231 (02231)) Axle, 18,000 lb. (FA232 (02232)) Axle, 20,000 lb. (FA233 (02233)) Axle, 1.999" Pin Diameter, 11.212" Length, (Contains Metal Bushing, Two Keyways)	8571B	1	
	12,000 lb. (FA226 (02226), FF961) Axle, 13,200 lb. (FF942) Axle, 10.39" Length, 1.790" Pin Diameter, (Contains Composite Bushing, Two Keyways)	80063C	1	
	12,000 lb. (FA226 (02226), FF961) Axle, 13,200 lb. (FF942) Axle, 10.39" Length, 1.790" Pin Diameter, (Contains Metal Bushing, Two Keyways)	80063B	1	
	10,800 lb. (FA341 (02341)) Axle, Aluminum Axle, 1.611" Pin Diameter, 9.660" Length, (Contains Composite Bushing, One Keyway)	80079C	1	

NAVISTAR/INTERNATIONAL-160, 1600 Series (Cont.)

FRONT SUSPENSION (Cont.)

Year	Model/Application	Part	P/C Qty	Figure
1654				
King Bolt Set				
1989-1983 (Cont.)	5,000 lb. (FA71 (02071), I-50 (02071), I-80) Axle, 5,500 lb. (FA73 (02073)) Axle, 6,000 lb. (I-60) Axle, 7,500 lb. (FA101 (02101), I-75) Axle, 8,000 lb. (FA104 (02104)) Axle, Double Lock Pin, 1.359" Pin Diameter, 7.970" Length, (Contains Composite Bushing, Two Keyways)	8637C	1	
	9,000 lb. (FA309 (02309), I-90 (02309)) Axle, Double Lock Pin, 1.609" Pin Diameter, 9.160" Length, (Contains Metal Bushing, Two Keyways)	8610B	1	
	9,000 lb. (FA309 (02309)) Axle, 12,000 lb. (FA336, FA337 (02337), FA338 (02338), FA339 (02339)) Axle, Double Lock Pin, 1.609" Pin Diameter, 9.660" Length, (Contains Metal Bushing, Bolts And Washers Not Included)	8617B	1	
	10,800 lb. (FA329 (02329)) Axle, 12,000 lb. (FA339 (02339)) Axle, Double Lock Pin, 1.609" Pin Diameter, 9.660" Length, (Contains Nylon Bushing)	8567N	1	
	10,800 lb. (FA329 (02329), FA341 (02341), I-108 (02329)) Axle, 12,000 lb. (FA339 (02339), FA340 (02340)) Axle, 24,000 lb. (FA248) Axle, Single Lock Pin, 1.609" Pin Diameter, 9.660" Length, (Contains Metal Bushing)	8581B	1	
	10,800 lb. (FA341 (02341)) Axle, 24,000 lb. (FA248) Axle, Single Lock Pin, 1.609" Pin Diameter, 9.660" Length, (Contains Nylon Bushing)	8581N	1	
Leaf Spring Bolt				
1987-1983	Axle Codes 02109, 02118, 02309 With Regular Springs, All Axle Codes With Heavy Duty Springs Except 02071, 02073, 02101	Front K150336	2	
	Axle Codes 02109, 02118, 02309 With Regular Springs, All Axle Codes With Heavy Duty Springs Except 02071, 02073, 02101	Rear K150335	4	
1654LP				
King Bolt Set				
1989	5,000 lb. (FA71 (02071), I-50 (02071), I-80) Axle, 5,500 lb. (FA73 (02073)) Axle, 6,000 lb. (I-60) Axle, 7,500 lb. (FA101 (02101), I-75) Axle, 8,000 lb. (FA104 (02104)) Axle, Double Lock Pin, 1.359" Pin Diameter, 7.970" Length, (Contains Composite Bushing, Two Keyways)	8637C	1	
CO1600				
Camber Kingpin				
1971-1950	Dana 60 Axle, 1-1/2 Degree Maximum Positive Camber, (Eccentric Bushing, Adjustable Camber Kingpin)	K992 ‡	2	
King Bolt Set				
1982-1979	7,500 lb. (FA101 (02101), I-75) Axle, Double Lock Pin, 1.359" Pin Diameter, 7.970" Length, (Contains Composite Bushing, Two Keyways)	8637C	1	
1971-1950	9,000 lb. (FA105 (02105), FA208 (02208) (02139)) Axle, Double Lock Pin, 1.434" Pin Diameter, 8.500" Length, (Contains Nylon Bushing, Two Keyways)	8519N	1	
	9,000 lb. (FA309 (02309)) Axle, 10,800 lb. (FA329 (02329)) Axle, 12,000 lb. (FA139 (02139), FA339 (02339)) Axle, Double Lock Pin, 1.609" Pin Diameter, 9.660" Length, (Contains Metal Bushing)	8503B	1	
	9,000 lb. (FA309 (02309)) Axle, 10,800 lb. (FA329 (02329)) Axle, 12,000 lb. (FA139 (02139), FA339 (02339)) Axle, Double Lock Pin, 1.609" Pin Diameter, 9.660" Length, (Contains Nylon Bushing)	8567N	1	
	12,000 lb. (FA228 (02228)) Axle, Double Lock Pin, 1.794" Pin Diameter, 10.392" Length, (Contains Metal Bushing, Two Keyways)	8553B	1	
	12,000 lb. (FA215 (02215), FA218 (02218)) Axle, Double Lock Pin, 1.794" Pin Diameter, 9.120" Length, (Contains Metal Bushing, Two Keyways)	8489B	1	
	12,000 lb. (FA215 (02215), FA218 (02218)) Axle, Double Lock Pin, 1.794" Pin Diameter, 9.120" Length, (Contains Nylon Bushing, Two Keyways)	8489N	1	
	16,000 lb. (FA136 (02136)) Axle, Double Lock Pin, 1.999" Pin Diameter, 11.040" Length, (Contains Metal Bushing, Two Keyways)	8518B	1	
	16,000 lb. (FA136 (02136)) Axle, Double Lock Pin, 1.999" Pin Diameter, 11.040" Length, (Contains Nylon Bushing, Two Keyways)	8518N	1	
	9,000 lb. (FA109 (02109)) Axle, Double Lock Pin, 8.850" Length, 1.486" Pin Diameter, (Contains Metal Bushing, Two Keyways)	8645B	1	
	5,000 lb. (FA68 (02068)) Axle, 5,500 lb. (FA72 (02072)) Axle, Single Lock Pin, 1.234" Pin Diameter, 6.750" Length, (Contains Metal Bushing)	8385B	1	
	5,000 lb. (FA68 (02068)) Axle, 5,500 lb. (FA72 (02072)) Axle, Single Lock Pin, 1.249" Pin Diameter, 6.750" Length, (Contains Metal Bushing, Oversize)	8385B015	1	
	9,000 lb. (FA309 (02309)) Axle, Single Lock Pin, 1.609" Pin Diameter, 9.160" Length, (Contains Metal Bushing, One Keyway)	8583B	1	
	9,000 lb. (FA309 (02309)) Axle, Single Lock Pin, 1.609" Pin Diameter, 9.160" Length, (Contains Nylon Bushing, One Keyway)	8583N	1	
	10,800 lb. (FA329 (02329)) Axle, 12,000 lb. (FA139 (02139), FA339 (02339)) Axle, Single Lock Pin, 1.609" Pin Diameter, 9.660" Length, (Contains Metal Bushing)	8581B	1	
	10,800 lb. (FA329 (02329)) Axle, 12,000 lb. (FA139 (02139), FA339 (02339)) Axle, Single Lock Pin, 1.609" Pin Diameter, 9.660" Length, (Contains Nylon Bushing)	8581N	1	
	9,000 lb. (FA309 (02309)) Axle, Single Lock Pin, 1.611" Pin Diameter, 9.160" Length, (Contains Nylon Bushing, Oversize, One Keyway)	8583N002	1	
	10,800 lb. (FA329 (02329)) Axle, 12,000 lb. (FA139 (02139), FA339 (02339)) Axle, Single Lock Pin, 1.611" Pin Diameter, 9.660" Length, (Contains Metal Bushing, Oversize, One Keyway)	8581B002	1	
	10,800 lb. (FA329 (02329)) Axle, 12,000 lb. (FA139 (02139), FA339 (02339)) Axle, Single Lock Pin, 1.611" Pin Diameter, 9.660" Length, (Contains Nylon Bushing, Oversize, One Keyway)	8581N002	1	
	4,700 lb. (FA48 (02048)) Axle, Single Lock Pin, 6.250" Length, 1.110" Pin Diameter, (Contains Metal Bushing, One Keyway, Straight Oil Groove)	8389B	1	
	9,000 lb. (FA109 (02109)) Axle, Single Lock Pin, 8.850" Length, 1.486" Pin Diameter, (Contains Metal Bushing, One Keyway)	8579B	1	

NAVISTAR/INTERNATIONAL-160, 1600 Series (Cont.)

STEERING (Cont.)

Year	Model/Application	Part	P/C Qty	Figure
1652SC				
Drag Link Assembly				
1990-1973	6,000 lb. (I60S (02ADA)) Axle, TAS-40 Ross Steering Gear, 17.47" Center To Center	DS1215	1	
1654				
Drag Link Assembly				
1989-1983	8,000 lb. (I-80) Axle, 16.84" Center To Center, (Greaseable Socket Reduces Corrosion/Wear)	DS1034 ‡	1	
	12,000 lb. (FF941, FF942) Axle, 18.14" Center To Center, (Greaseable Socket Reduces Corrosion/Wear)	DS979 ‡	1	
	14,000 lb. (FA342 (02342)) Axle, For codes 05298, 05337, 17.13" Center To Center	DS1022	1	
	12,000 lb. (FA139 (02139), FA226 (02226), FA339 (02339), I-120 (02339)) Axle, For Steering Code 05335 Without Flotation Tires, 18.14" Center To Center, (Greaseable Socket Reduces Corrosion/Wear)	DS979 ‡	1	
	9,000 lb. (FA109 (02109), FA118 (02118), FA309 (02309), I-90 (02309)) Axle, For Steering Codes 05057, 05333, 05342, 18.14" Center To Center, (Greaseable Socket Reduces Corrosion/Wear)	DS979 ‡	1	
	7,500 lb. (FA101 (02101), I-75 (02101)) Axle, For Steering Codes 05057, 05345, 16.84" Center To Center, (Greaseable Socket Reduces Corrosion/Wear)	DS1034 ‡	1	
	10,800 lb. (FA127 (02127), I-108 (02329)) Axle, For Steering Codes 05058, 05332, 05335 Without Flotation Tires, 18.14" Center To Center, (Greaseable Socket Reduces Corrosion/Wear)	DS979 ‡	1	
	5,000 lb. (FA71 (02071), I-50 (02071)) Axle, 6,000 lb. (FA74 (02074), I-60 (02073)) Axle, For Steering Codes 05165, 05345, 16.84" Center To Center, (Greaseable Socket Reduces Corrosion/Wear)	DS1034 ‡	1	
Tie Rod End				
1989-1983	9,000 lb. (I-90 (02309)) Axle, 12,000 lb. (I-120) Axle, 10.84" Length	Left Outer ES3086L	1	
	9,000 lb. (I-90 (02309)) Axle, 12,000 lb. (I-120) Axle, 10.84" Length	Right Outer ES3087R	1	
	13,200 lb. (I-132) Axle, 5.44" Length	Left Outer ES2613L	1	
	12,000 lb. (FA226 (02226)) Axle, 5.44" Length, (Greaseable Socket Reduces Corrosion/Wear)	Left Outer ES423L ‡	1	
	12,000 lb. (FA226 (02226)) Axle, 5.44" Length, (Greaseable Socket Reduces Corrosion/Wear)	Right Outer ES423R ‡	1	
	9,000 lb. (FA109 (02109), FA118 (02118), FA309 (02309), I-90 (02309)) Axle, 10,800 lb. (FA127 (02127), I-108 (02329)) Axle, 12,000 lb. (FA339 (02339), I-120 (02339)) Axle, 14,000 lb. (FA342 (02342)) Axle, 9.180" Length, 1.125" - 12 Threads, (Greaseable Socket Reduces Corrosion/Wear)	Left Outer ES411L ‡	1	
	9,000 lb. (FA109 (02109), FA118 (02118), FA309 (02309), I-90 (02309)) Axle, 10,800 lb. (FA127 (02127), FA329 (02329), I-108 (02329)) Axle, 12,000 lb. (I-120 (02339)) Axle, 14,000 lb. (FA342 (02342)) Axle, 9.180" Length, 1.125" - 12 Threads, (Greaseable Socket Reduces Corrosion/Wear)	Right Outer ES411R ‡	1	
	10800 Lb Front Axle, 9.180" Length, 1.125" - 12 Threads, (Greaseable Socket Reduces Corrosion/Wear)	Left Outer ES411L ‡	1	
	12,000 lb. (FA337 (02337)) Axle, 10800 Lb Front Axle, Forged I-Beam Axle, 9.180" Length, 1.125" - 12 Threads, (Greaseable Socket Reduces Corrosion/Wear)	Left Outer ES411L ‡	1	
	12000 Lb Axle, 9.180" Length, 1.125" - 12 Threads, (Greaseable Socket Reduces Corrosion/Wear)	Right Outer ES411R ‡	1	
	12,000 lb. (I-120) Axle, 13200 LB Axle, 10.84" Length	Left Outer ES3086L	1	
	12,000 lb. (I-120) Axle, 13200 LB Axle, 10.84" Length	Right Outer ES3087R	1	
	9,000 lb. (FA242) Axle, 13,200 lb. (I-132) Axle, Forged I-Beam Axle, 9.180" Length, 1.125" - 12 Threads, (Greaseable Socket Reduces Corrosion/Wear)	Left Outer ES411L ‡	1	
	9,000 lb. (FA242) Axle, 10,800 lb. (FA337) Axle, 13,200 lb. (I-132) Axle, Forged I-Beam Axle, 9.180" Length, 1.125" - 12 Threads, (Greaseable Socket Reduces Corrosion/Wear)	Right Outer ES411R ‡	1	
REAR SUSPENSION				
Year	Model/Application	Part	P/C Qty	Figure
1600				
Camber Kingpin				
1975-1962	Dana 60 Axle, 1-1/2 Degree Maximum Positive Camber, (Eccentric Bushing, Adjustable Camber Kingpin)	K992 ‡	2	
CO1600				
Camber Kingpin				
1971-1950	Dana 60 Axle, 1-1/2 Degree Maximum Positive Camber, (Eccentric Bushing, Adjustable Camber Kingpin)	K992 ‡	2	
L-160 Series				
Leaf Spring Bolt				
1952-1950		Lower Rear K150303	2	
R-160 Series				
Leaf Spring Bolt				
1955-1953		Lower Rear K150303	2	
RC-160 Series				
Leaf Spring Bolt				
1955-1953		Lower Rear K150303	2	

(Cont.) 160, 1600 Series-NAVISTAR/INTERNATIONAL**REAR SUSPENSION (Cont.)**

Year	Model/Application	Part	P/C Qty	Figure
RM160				
Leaf Spring Bolt				
1954-1953	Lower Rear	K150303	2	
RM162				
Leaf Spring Bolt				
1954-1953	Lower Rear	K150303	2	
S-160 Series				
Leaf Spring Bolt				
1956-1955	Lower Rear	K150303	2	

170, 1700 Series-NAVISTAR/INTERNATIONAL**FRONT SUSPENSION**

Year	Model/Application	Part	P/C Qty	Figure
1700				
King Bolt Set				
1981-1978	7,500 lb. (FA101 (02101), I-75) Axle, Double Lock Pin, 1.359" Pin Diameter, 7.970" Length, (Contains Composite Bushing, Two Keyways)	8637C	1	
Leaf Spring Bolt				
1978-1962	(Non-Threaded Type) Front	K150342	2	
1703				
Leaf Spring Bolt				
1978-1962	Front	K150342	2	
1723				
King Bolt Set				
1985-1981	9,000 lb. (FA118 (02118)) Axle, 10,800 lb. (FA127 (02127), I-108 (02329)) Axle, 12,000 lb. (FA139 (02139), I-120 (02339)) Axle, 13,200 lb. (I-132) Axle, 14,000 lb. (FA342 (02342)) Axle, Double Lock Pin, 1.609" Pin Diameter, 9.660" Length, (Contains Metal Bushing, Bolts And Washers Not Included)	8617B	1	
1985-1980	5,000 lb. (FA71 (02071)) Axle, 5,500 lb. (FA73 (02073)) Axle, 6,000 lb. (I-60 (02073)) Axle, 7,500 lb. (FA101 (02101), I-75 (02101)) Axle, 8,000 lb. (FA104 (02104), I-80) Axle, 1.359" Pin Diameter, 7.970" Length, (Contains Composite Bushing, One Keyway)	8577C	1	
	5,000 lb. (FA71 (02071), I-50 (02071)) Axle, 6,000 lb. (FA73, I-60 (02073)) Axle, 7,500 lb. (FA101 (02101), I-75 (02101)) Axle, 8,000 lb. (FA104 (02104), I-80) Axle, 1.361" Pin Diameter, 7.970" Length, (Contains Composite Bushing, Oversize, One Keyway)	8577C002	1	
	9,000 lb. (FA109 (02109)) Axle, 1.484" Pin Diameter, 8.850" Length, (Contains Metal Bushing, Two Keyways)	80066B	1	
	9,000 lb. (FA309 (02309), I-90 (02309)) Axle, 10,800 lb. (I-108 (02329)) Axle, 12,000 lb. (I-120 (02339)) Axle, 13,200 lb. (I-132) Axle, 1.609" Pin Diameter, 9.160" Length, (Contains Composite Bushing, Two Keyways)	8610C	1	
	9,000 lb. (FA309 (02309), I-90 (02309)) Axle, 1.609" Pin Diameter, 9.160" Length, (Contains Nylon Bushing, One Keyway)	8583N	1	
	10,800 lb. (FA329 (02329)) Axle, 12,000 lb. (FA339 (02339)) Axle, 1.609" Pin Diameter, 9.660" Length, (Contains Metal Bushing, Two Keyways, Contains Bolts And Washers)	8567B	1	
	9,000 lb. (FA309 (02309), I-90 (02309)) Axle, 1.611" Pin Diameter, 9.160" Length, (Contains Nylon Bushing, Oversize, One Keyway)	8583N002	1	
	10,800 lb. (FA127 (02127), FA329 (02329)) Axle, 12,000 lb. (FA139 (02139), FA339 (02339)) Axle, 1.611" Pin Diameter, 9.660" Length, (Contains Metal Bushing, Oversize, One Keyway)	8581B002	1	
	9,000 lb. (FA118 (02118)) Axle, 10,800 lb. (FA127 (02127), I-108 (02329)) Axle, 12,000 lb. (FA139 (02139), I-120 (02339)) Axle, 13,200 lb. (I-132) Axle, 1.611" Pin Diameter, 9.660" Length, (Contains Nylon Bushing, Oversize, One Keyway)	8581N002	1	
	12,000 lb. (FA226 (02226)) Axle, 1.794" Pin Diameter, 10.392" Length, (Contains Metal Bushing, Two Keyways)	8590B	1	
	18,000 lb. (FA232 (02232)) Axle, 20,000 lb. (FA233 (02233)) Axle, 1.999" Pin Diameter, 11.212" Length, (Contains Metal Bushing, Two Keyways)	8571B	1	
	9,000 lb. (FA109 (02109)) Axle, 8.850" Length, 1.486" Pin Diameter, (Contains Metal Bushing, Oversize, One Keyway)	8579B002	1	
	5,000 lb. (FA71 (02071), I-50 (02071)) Axle, 5,500 lb. (FA73 (02073)) Axle, 6,000 lb. (I-60 (02073)) Axle, 7,500 lb. (FA101 (02101), I-75 (02101)) Axle, 8,000 lb. (FA104 (02104), I-80) Axle, Double Lock Pin, 1.359" Pin Diameter, 7.970" Length, (Contains Metal Bushing, Two Keyways)	8637B	1	
	9,000 lb. (FA309 (02309), I-90 (02309)) Axle, Double Lock Pin, 1.609" Pin Diameter, 9.160" Length, (Contains Metal Bushing, Two Keyways)	8610B	1	
	10,800 lb. (FA329 (02329)) Axle, Double Lock Pin, 1.609" Pin Diameter, 9.660" Length, (Contains Nylon Bushing)	8567N	1	
9,000 lb. (FA109 (02109)) Axle, Double Lock Pin, 8.850" Length, 1.486" Pin Diameter, (Contains Metal Bushing, Two Keyways)	8645B	1		
5,000 lb. (FA71 (02071), I-50) Axle, 5,500 lb. (FA73 (02073)) Axle, 6,000 lb. (I-60 (02073)) Axle, 7,500 lb. (FA101 (02101), I-75 (02101)) Axle, 8,000 lb. (FA104 (02104), I-80) Axle, Single Lock Pin, 1.359" Pin Diameter, 7.970" Length, (Contains Metal Bushing, One Keyway)	8577B	1		

NAVISTAR/INTERNATIONAL-170, 1700 Series (Cont.)

FRONT SUSPENSION (Cont.)

Year	Model/Application	Part	P/C Qty	Figure
1723				
King Bolt Set				
1985-1980 (Cont.)	9,000 lb. (FA309 (02309)) Axle, Single Lock Pin, 1.609" Pin Diameter, 9.160" Length, (Contains Metal Bushing, One Keyway)	8583B	1	
	9,000 lb. (FA118 (02118)) Axle, 10,800 lb. (FA127 (02127), FA329 (02329)) Axle, 12,000 lb. (FA139 (02139), FA339 (02339)) Axle, Single Lock Pin, 1.609" Pin Diameter, 9.660" Length, (Contains Metal Bushing)	8581B	1	
	9,000 lb. (FA118 (02118)) Axle, 10,800 lb. (FA127 (02127), I-108 (02329)) Axle, 12,000 lb. (FA139 (02139), I-120 (02339)) Axle, 13,200 lb. (I-132) Axle, Single Lock Pin, 1.609" Pin Diameter, 9.660" Length, (Contains Nylon Bushing)	8581N	1	
	9,000 lb. (FA109 (02109)) Axle, Single Lock Pin, 8.850" Length, 1.486" Pin Diameter, (Contains Metal Bushing, One Keyway)	8579B	1	
1985-1978	5,000 lb. (FA71 (02071), I-50 (02071), I-80) Axle, 5,500 lb. (FA73 (02073)) Axle, 6,000 lb. (I-60) Axle, 7,500 lb. (FA101 (02101), I-75) Axle, 8,000 lb. (FA104 (02104)) Axle, Double Lock Pin, 1.359" Pin Diameter, 7.970" Length, (Contains Composite Bushing, Two Keyways)	8637C	1	
Leaf Spring Bolt				
1985-1979	Axle Codes 02109, 02118, 02309 With Regular Springs, All Axle Codes With Heavy Duty Springs Except 02071, 02073	Rear K150335	4	
1724				
King Bolt Set				
1985-1981	9,000 lb. (FA118 (02118)) Axle, 10,800 lb. (FA127 (02127), I-108 (02329)) Axle, 12,000 lb. (FA139 (02139), I-120 (02339)) Axle, 13,200 lb. (I-132) Axle, 14,000 lb. (FA342 (02342)) Axle, Double Lock Pin, 1.609" Pin Diameter, 9.660" Length, (Contains Metal Bushing, Bolts And Washers Not Included)	8617B	1	
1985-1979	5,000 lb. (FA71 (02071), I-50 (02071)) Axle, 5,500 lb. (FA73 (02073)) Axle, 6,000 lb. (I-60 (02073)) Axle, 7,500 lb. (FA101 (02101), I-75 (02101)) Axle, 8,000 lb. (FA104 (02104), I-80) Axle, 1.359" Pin Diameter, 7.970" Length, (Contains Composite Bushing, One Keyway)	8577C	1	
	5,000 lb. (FA71 (02071), I-50 (02071)) Axle, 5,500 lb. (FA73 (02073)) Axle, 6,000 lb. (I-60 (02073)) Axle, 7,500 lb. (FA101 (02101), I-75 (02101)) Axle, 8,000 lb. (FA104 (02104), I-80) Axle, 1.361" Pin Diameter, 7.970" Length, (Contains Composite Bushing, Oversize, One Keyway)	8577C002	1	
	9,000 lb. (FA109 (02109)) Axle, 1.484" Pin Diameter, 8.850" Length, (Contains Metal Bushing, Two Keyways)	80066B	1	
	9,000 lb. (FA309 (02309), I-90 (02309)) Axle, 10,800 lb. (I-108 (02329)) Axle, 12,000 lb. (I-120 (02339)) Axle, 13,200 lb. (I-132) Axle, 1.609" Pin Diameter, 9.160" Length, (Contains Composite Bushing, Two Keyways)	8610C	1	
	9,000 lb. (FA309 (02309), I-90 (02309)) Axle, 1.609" Pin Diameter, 9.160" Length, (Contains Nylon Bushing, One Keyway)	8583N	1	
	10,500 lb. (FA329) Axle, 12,000 lb. (FA339 (02339)) Axle, 1.609" Pin Diameter, 9.660" Length, (Contains Metal Bushing, Two Keyways, Contains Bolts And Washers)	8567B	1	
	9,000 lb. (FA309 (02309), I-90 (02309)) Axle, 1.611" Pin Diameter, 9.160" Length, (Contains Nylon Bushing, Oversize, One Keyway)	8583N002	1	
	10,800 lb. (FA127 (02127), FA329 (02329)) Axle, 12,000 lb. (FA139 (02139), FA339 (02339)) Axle, 1.611" Pin Diameter, 9.660" Length, (Contains Metal Bushing, Oversize, One Keyway)	8581B002	1	
	9,000 lb. (FA118 (02118)) Axle, 10,800 lb. (FA127 (02127), I-108 (02329)) Axle, 12,000 lb. (FA139 (02139), I-120 (02339)) Axle, 13,200 lb. (I-132) Axle, 1.611" Pin Diameter, 9.660" Length, (Contains Nylon Bushing, Oversize, One Keyway)	8581N002	1	
	12,000 lb. (FA226 (02226)) Axle, 1.794" Pin Diameter, 10.392" Length, (Contains Metal Bushing, Two Keyways)	8590B	1	
	18,000 lb. (FA232 (02232)) Axle, 20,000 lb. (FA233 (02233)) Axle, 1.999" Pin Diameter, 11.212" Length, (Contains Metal Bushing, Two Keyways)	8571B	1	
	9,000 lb. (FA109 (02109)) Axle, 8.850" Length, 1.486" Pin Diameter, (Contains Metal Bushing, Oversize, One Keyway)	8579B002	1	
	5,000 lb. (I-50 (02071)) Axle, 5,500 lb. (FA73 (02073)) Axle, 6,000 lb. (I-60 (02073)) Axle, 7,500 lb. (FA101 (02101), I-75 (02101)) Axle, 8,000 lb. (FA104 (02104), I-80) Axle, Double Lock Pin, 1.359" Pin Diameter, 7.970" Length, (Contains Composite Bushing, Two Keyways)	8637C	1	
	5,000 lb. (FA71 (02071), I-50 (02071)) Axle, 5,500 lb. (FA73 (02073)) Axle, 6,000 lb. (I-60 (02073)) Axle, 7,500 lb. (FA101 (02101), I-75 (02101)) Axle, 8,000 lb. (FA104 (02104), I-80) Axle, Double Lock Pin, 1.359" Pin Diameter, 7.970" Length, (Contains Metal Bushing, Two Keyways)	8637B	1	
	9,000 lb. (FA309 (02309), I-90 (02309)) Axle, Double Lock Pin, 1.609" Pin Diameter, 9.160" Length, (Contains Metal Bushing, Two Keyways)	8610B	1	
	10,800 lb. (FA329 (02329)) Axle, Double Lock Pin, 1.609" Pin Diameter, 9.660" Length, (Contains Nylon Bushing)	8567N	1	
	9,000 lb. (FA109 (02109)) Axle, Double Lock Pin, 8.850" Length, 1.486" Pin Diameter, (Contains Metal Bushing, Two Keyways)	8645B	1	
	5,000 lb. (FA71 (02071), I-50 (02071)) Axle, 5,500 lb. (FA73 (02073)) Axle, 6,000 lb. (I-60 (02073)) Axle, 7,500 lb. (FA101 (02101), I-75 (02101)) Axle, 8,000 lb. (FA104 (02104), I-80) Axle, Single Lock Pin, 1.359" Pin Diameter, 7.970" Length, (Contains Metal Bushing, One Keyway)	8577B	1	
	9,000 lb. (FA309 (02309)) Axle, Single Lock Pin, 1.609" Pin Diameter, 9.160" Length, (Contains Metal Bushing, One Keyway)	8583B	1	
	9,000 lb. (FA118 (02118)) Axle, 10,800 lb. (FA127 (02127), FA329 (02329)) Axle, 12,000 lb. (FA139 (02139), FA339 (02339)) Axle, Single Lock Pin, 1.609" Pin Diameter, 9.660" Length, (Contains Metal Bushing)	8581B	1	
9,000 lb. (FA118 (02118)) Axle, 10,800 lb. (FA127 (02127), I-108 (02329)) Axle, 12,000 lb. (FA139 (02139), I-120 (02339)) Axle, 13,200 lb. (I-132) Axle, Single Lock Pin, 1.609" Pin Diameter, 9.660" Length, (Contains Nylon Bushing)	8581N	1		
9,000 lb. (FA109 (02109)) Axle, Single Lock Pin, 8.850" Length, 1.486" Pin Diameter, (Contains Metal Bushing, One Keyway)	8579B	1		

(Cont.) 170, 1700 Series-NAVISTAR/INTERNATIONAL**FRONT SUSPENSION (Cont.)**

Year	Model/Application	Part	P/C Qty	Figure
1724				
King Bolt Set				
1979	9,000 lb. (FA118 (02118)) Axle, 10,800 lb. (FA127 (02127), I-108 (02329)) Axle, 12,000 lb. (FA139 (02139), I-120 (02339)) Axle, 13,200 lb. (I-132) Axle, 14,000 lb. (FA342 (02342)) Axle, Double Lock Pin, 1.609" Pin Diameter, 9.660" Length, (Contains Metal Bushing, Bolts And Washers Not Included)	8617B	1	
Leaf Spring Bolt				
1984-1979	Axle Codes 02109, 02118, 02309 With Regular Springs, All Axle Codes With Heavy Duty Springs Except 02071, 02073	Rear K150335	4	
1753				
King Bolt Set				
1989-1984	5,000 lb. (FA71 (02071)) Axle, 5,500 lb. (FA73 (02073)) Axle, 6,000 lb. (I-60 (02073)) Axle, 7,500 lb. (FA101 (02101), I-75 (02101)) Axle, 8,000 lb. (FA104 (02104), I-80) Axle, 1.359" Pin Diameter, 7.970" Length, (Contains Composite Bushing, One Keyway)	8577C	1	
	5,000 lb. (FA71 (02071), I-50 (02071)) Axle, 6,000 lb. (FA73, I-60 (02073)) Axle, 7,500 lb. (FA101 (02101), I-75 (02101)) Axle, 8,000 lb. (FA104 (02104), I-80) Axle, 1.361" Pin Diameter, 7.970" Length, (Contains Composite Bushing, Oversize, One Keyway)	8577C002	1	
	9,000 lb. (FA109 (02109)) Axle, 1.484" Pin Diameter, 8.850" Length, (Contains Metal Bushing, Two Keyways)	80066B	1	
	9,000 lb. (FA309 (02309), I-90 (02309)) Axle, 10,800 lb. (I-108 (02329)) Axle, 12,000 lb. (I-120 (02339)) Axle, 13,200 lb. (I-132) Axle, 1.609" Pin Diameter, 9.160" Length, (Contains Composite Bushing, Two Keyways)	8610C	1	
	9,000 lb. (FA309 (02309), I-90 (02309)) Axle, 1.609" Pin Diameter, 9.160" Length, (Contains Nylon Bushing, One Keyway)	8583N	1	
	10,800 lb. (FA329 (02329)) Axle, 12,000 lb. (FA339 (02339)) Axle, 1.609" Pin Diameter, 9.660" Length, (Contains Metal Bushing, Two Keyways, Contains Bolts And Washers)	8567B	1	
	9,000 lb. (FA309 (02309), I-90 (02309)) Axle, 1.611" Pin Diameter, 9.160" Length, (Contains Nylon Bushing, Oversize, One Keyway)	8583N002	1	
	10,800 lb. (FA127 (02127), FA329 (02329)) Axle, 12,000 lb. (FA139 (02139), FA339 (02339)) Axle, 1.611" Pin Diameter, 9.660" Length, (Contains Metal Bushing, Oversize, One Keyway)	8581B002	1	
	9,000 lb. (FA118 (02118)) Axle, 10,800 lb. (FA127 (02127), I-108 (02329)) Axle, 12,000 lb. (FA139 (02139), I-120 (02339)) Axle, 13,200 lb. (I-132) Axle, 1.611" Pin Diameter, 9.660" Length, (Contains Nylon Bushing, Oversize, One Keyway)	8581N002	1	
	12,000 lb. (FA226 (02226)) Axle, 1.794" Pin Diameter, 10.392" Length, (Contains Metal Bushing, Two Keyways)	8590B	1	
	18,000 lb. (FA232 (02232)) Axle, 20,000 lb. (FA233 (02233)) Axle, 1.999" Pin Diameter, 11.212" Length, (Contains Metal Bushing, Two Keyways)	8571B	1	
	9,000 lb. (FA109 (02109)) Axle, 8.850" Length, 1.486" Pin Diameter, (Contains Metal Bushing, Oversize, One Keyway)	8579B002	1	
	5,000 lb. (FA71 (02071), I-50 (02071)) Axle, 5,500 lb. (FA73 (02073)) Axle, 6,000 lb. (I-60 (02073)) Axle, 7,500 lb. (FA101 (02101), I-75 (02101)) Axle, 8,000 lb. (FA104 (02104), I-80) Axle, Double Lock Pin, 1.359" Pin Diameter, 7.970" Length, (Contains Composite Bushing, Two Keyways)	8637C	1	
	5,000 lb. (FA71 (02071), I-50 (02071)) Axle, 5,500 lb. (FA73 (02073)) Axle, 6,000 lb. (I-60 (02073)) Axle, 7,500 lb. (FA101 (02101), I-75 (02101)) Axle, 8,000 lb. (FA104 (02104), I-80) Axle, Double Lock Pin, 1.359" Pin Diameter, 7.970" Length, (Contains Metal Bushing, Two Keyways)	8637B	1	
	9,000 lb. (FA309 (02309), I-90 (02309)) Axle, Double Lock Pin, 1.609" Pin Diameter, 9.160" Length, (Contains Metal Bushing, Two Keyways)	8610B	1	
	9,000 lb. (FA118 (02118)) Axle, Double Lock Pin, 1.609" Pin Diameter, 9.660" Length, (Contains Metal Bushing, Bolts And Washers Not Included)	8617B	1	
	10,800 lb. (FA329 (02329)) Axle, Double Lock Pin, 1.609" Pin Diameter, 9.660" Length, (Contains Nylon Bushing)	8567N	1	
	9,000 lb. (FA109 (02109)) Axle, Double Lock Pin, 8.850" Length, 1.486" Pin Diameter, (Contains Metal Bushing, Two Keyways)	8645B	1	
	5,000 lb. (FA71 (02071), I-50) Axle, 5,500 lb. (FA73 (02073)) Axle, 6,000 lb. (I-60 (02073)) Axle, 7,500 lb. (FA101 (02101), I-75 (02101)) Axle, 8,000 lb. (FA104 (02104), I-80) Axle, Single Lock Pin, 1.359" Pin Diameter, 7.970" Length, (Contains Metal Bushing, One Keyway)	8577B	1	
	9,000 lb. (FA309 (02309)) Axle, Single Lock Pin, 1.609" Pin Diameter, 9.160" Length, (Contains Metal Bushing, One Keyway)	8583B	1	
	9,000 lb. (FA118 (02118)) Axle, 10,800 lb. (FA127 (02127), FA329 (02329)) Axle, 12,000 lb. (FA139 (02139), FA339 (02339)) Axle, Single Lock Pin, 1.609" Pin Diameter, 9.660" Length, (Contains Metal Bushing)	8581B	1	
	9,000 lb. (FA118 (02118)) Axle, 10,800 lb. (FA127 (02127), I-108 (02329)) Axle, 12,000 lb. (FA139 (02139), I-120 (02339)) Axle, 13,200 lb. (I-132) Axle, Single Lock Pin, 1.609" Pin Diameter, 9.660" Length, (Contains Nylon Bushing)	8581N	1	
	9,000 lb. (FA109 (02109)) Axle, Single Lock Pin, 8.850" Length, 1.486" Pin Diameter, (Contains Metal Bushing, One Keyway)	8579B	1	
1754				
King Bolt Set				
1989-1981	9,000 lb. (FA118 (02118)) Axle, 10,800 lb. (FA127 (02127), I-108 (02329)) Axle, 12,000 lb. (FA139 (02139), I-120 (02339)) Axle, 13,200 lb. (I-132) Axle, 14,000 lb. (FA342 (02342)) Axle, Double Lock Pin, 1.609" Pin Diameter, 9.660" Length, (Contains Metal Bushing, Bolts And Washers Not Included)	8617B	1	
1989-1979	5,000 lb. (FA71 (02071), I-50 (02071)) Axle, 5,500 lb. (FA73 (02073)) Axle, 6,000 lb. (I-60 (02073)) Axle, 7,500 lb. (FA101 (02101), I-75 (02101)) Axle, 8,000 lb. (FA104 (02104), I-80) Axle, 1.359" Pin Diameter, 7.970" Length, (Contains Composite Bushing, One Keyway)	8577C	1	
	5,000 lb. (FA71 (02071), I-50 (02071)) Axle, 5,500 lb. (FA73 (02073)) Axle, 6,000 lb. (I-60 (02073)) Axle, 7,500 lb. (FA101 (02101), I-75 (02101)) Axle, 8,000 lb. (FA104 (02104), I-80) Axle, 1.361" Pin Diameter, 7.970" Length, (Contains Composite Bushing, Oversize, One Keyway)	8577C002	1	

NAVISTAR/INTERNATIONAL-170, 1700 Series (Cont.)

FRONT SUSPENSION (Cont.)

Year	Model/Application	Part	P/C Qty	Figure
1754				
King Bolt Set				
1989-1979 (Cont.)	9,000 lb. (FA109 (02109)) Axle, 1.484" Pin Diameter, 8.850" Length, (Contains Metal Bushing, Two Keyways)	80066B	1	
	9,000 lb. (FA309 (02309), I-90 (02309)) Axle, 10,800 lb. (I-108 (02329)) Axle, 12,000 lb. (I-120 (02339)) Axle, 13,200 lb. (I-132) Axle, 1.609" Pin Diameter, 9.160" Length, (Contains Composite Bushing, Two Keyways)	8610C	1	
	9,000 lb. (FA309 (02309), I-90 (02309)) Axle, 1.609" Pin Diameter, 9.160" Length, (Contains Nylon Bushing, One Keyway)	8583N	1	
	10,800 lb. (FA329 (02329)) Axle, 12,000 lb. (FA339 (02339)) Axle, 1.609" Pin Diameter, 9.660" Length, (Contains Metal Bushing, Two Keyways, Contains Bolts And Washers)	8567B	1	
	9,000 lb. (FA309 (02309), I-90 (02309)) Axle, 1.611" Pin Diameter, 9.160" Length, (Contains Nylon Bushing, Oversize, One Keyway)	8583N002	1	
	10,800 lb. (FA127 (02127), FA329 (02329)) Axle, 12,000 lb. (FA139 (02139), FA339 (02339)) Axle, 1.611" Pin Diameter, 9.660" Length, (Contains Metal Bushing, Oversize, One Keyway)	8581B002	1	
	9,000 lb. (FA118 (02118)) Axle, 10,800 lb. (FA127 (02127), I-108 (02329)) Axle, 12,000 lb. (FA139 (02139), I-120 (02339)) Axle, 13,200 lb. (I-132) Axle, 24,000 lb. (I-120 Du) Axle, 1.611" Pin Diameter, 9.660" Length, (Contains Nylon Bushing, Oversize, One Keyway)	8581N002	1	
	12,000 lb. (FA226 (02226)) Axle, 1.794" Pin Diameter, 10.392" Length, (Contains Metal Bushing, Two Keyways)	8590B	1	
	18,000 lb. (FA232 (02232)) Axle, 20,000 lb. (FA233 (02233)) Axle, 1.999" Pin Diameter, 11.212" Length, (Contains Metal Bushing, Two Keyways)	8571B	1	
	9,000 lb. (FA109 (02109)) Axle, 8.850" Length, 1.486" Pin Diameter, (Contains Metal Bushing, Oversize, One Keyway)	8579B002	1	
	5,000 lb. (FA71 (02071), I-50 (02071)) Axle, 5,500 lb. (FA73 (02073)) Axle, 6,000 lb. (I-60 (02073)) Axle, 7,500 lb. (FA101 (02101), I-75 (02101)) Axle, 8,000 lb. (FA104 (02104), I-80) Axle, Double Lock Pin, 1.359" Pin Diameter, 7.970" Length, (Contains Composite Bushing, Two Keyways)	8637C	1	
	5,000 lb. (FA71 (02071), I-50 (02071)) Axle, 5,500 lb. (FA73 (02073)) Axle, 6,000 lb. (I-60 (02073)) Axle, 7,500 lb. (FA101 (02101), I-75 (02101)) Axle, 8,000 lb. (FA104 (02104), I-80) Axle, Double Lock Pin, 1.359" Pin Diameter, 7.970" Length, (Contains Metal Bushing, Two Keyways)	8637B	1	
	9,000 lb. (FA309 (02309), I-90 (02309)) Axle, Double Lock Pin, 1.609" Pin Diameter, 9.160" Length, (Contains Metal Bushing, Two Keyways)	8610B	1	
	10,800 lb. (FA329 (02329)) Axle, Double Lock Pin, 1.609" Pin Diameter, 9.660" Length, (Contains Nylon Bushing)	8567N	1	
	9,000 lb. (FA109 (02109)) Axle, Double Lock Pin, 8.850" Length, 1.486" Pin Diameter, (Contains Metal Bushing, Two Keyways)	8645B	1	
	5,000 lb. (FA71 (02071), I-50 (02071)) Axle, 5,500 lb. (FA73 (02073)) Axle, 6,000 lb. (I-60 (02073)) Axle, 7,500 lb. (FA101 (02101), I-75 (02101)) Axle, 8,000 lb. (FA104 (02104), I-80) Axle, Single Lock Pin, 1.359" Pin Diameter, 7.970" Length, (Contains Metal Bushing, One Keyway)	8577B	1	
	9,000 lb. (FA309 (02309)) Axle, Single Lock Pin, 1.609" Pin Diameter, 9.160" Length, (Contains Metal Bushing, One Keyway)	8583B	1	
	9,000 lb. (FA118 (02118)) Axle, 10,800 lb. (FA127 (02127), FA329 (02329)) Axle, 12,000 lb. (FA139 (02139), FA339 (02339)) Axle, Single Lock Pin, 1.609" Pin Diameter, 9.660" Length, (Contains Metal Bushing)	8581B	1	
	9,000 lb. (FA118 (02118)) Axle, 10,800 lb. (FA127 (02127), I-108 (02329)) Axle, 12,000 lb. (FA139 (02139), I-120 (02339)) Axle, 13,200 lb. (I-132) Axle, Single Lock Pin, 1.609" Pin Diameter, 9.660" Length, (Contains Nylon Bushing)	8581N	1	
	9,000 lb. (FA109 (02109)) Axle, Single Lock Pin, 8.850" Length, 1.486" Pin Diameter, (Contains Metal Bushing, One Keyway)	8579B	1	
1979	9,000 lb. (FA118 (02118)) Axle, 10,800 lb. (FA127 (02127), I-108 (02329)) Axle, 12,000 lb. (FA139 (02139), I-120 (02339)) Axle, 13,200 lb. (I-132) Axle, 14,000 lb. (FA342 (02342)) Axle, Double Lock Pin, 1.609" Pin Diameter, 9.660" Length, (Contains Metal Bushing, Bolts And Washers Not Included)	8617B	1	
Leaf Spring Bolt				
1987-1979	Axle Codes 02109, 02118, 02309 With Regular Springs, All Axle Codes With Heavy Duty Springs Except 02071, 02073	Rear K150335	4	
CO1700				
King Bolt Set				
1971-1963	16,000 lb. (FA136 (02136)) Axle, 1.999" Pin Diameter, 11.040" Length, (Contains Metal Bushing, Two Keyways)	8518B	1	
	5,000 lb. (FA71 (02071)) Axle, 5,500 lb. (FA73 (02073)) Axle, 7,500 lb. (FA101 (02101)) Axle, Double Lock Pin, 1.359" Pin Diameter, 7.970" Length, (Contains Metal Bushing, Two Keyways)	8637B	1	
	9,000 lb. (FA105 (02105), FA208 (02208) (02139)) Axle, Double Lock Pin, 1.434" Pin Diameter, 8.500" Length, (Contains Nylon Bushing, Two Keyways)	8519N	1	
	9,000 lb. (FA309 (02309)) Axle, 10,500 lb. (FA329) Axle, 12,000 lb. (FA139 (02139), FA339 (02339)) Axle, Double Lock Pin, 1.609" Pin Diameter, 9.660" Length, (Contains Metal Bushing)	8503B	1	
	9,000 lb. (FA309 (02309)) Axle, 10,500 lb. (FA329) Axle, 12,000 lb. (FA139 (02139), FA339 (02339)) Axle, Double Lock Pin, 1.609" Pin Diameter, 9.660" Length, (Contains Nylon Bushing)	8567N	1	
	12,000 lb. (FA228 (02228)) Axle, Double Lock Pin, 1.794" Pin Diameter, 10.392" Length, (Contains Metal Bushing, Two Keyways)	8553B	1	
	12,000 lb. (FA215 (02215), FA218 (02218)) Axle, Double Lock Pin, 1.794" Pin Diameter, 9.120" Length, (Contains Metal Bushing, Two Keyways)	8489B	1	
	12,000 lb. (FA215 (02215), FA218 (02218)) Axle, Double Lock Pin, 1.794" Pin Diameter, 9.120" Length, (Contains Nylon Bushing, Two Keyways)	8489N	1	
	16,000 lb. (FA136 (02136)) Axle, Double Lock Pin, 1.999" Pin Diameter, 11.040" Length, (Contains Nylon Bushing, Two Keyways)	8518N	1	
	9,000 lb. (FA109 (02109)) Axle, Double Lock Pin, 8.850" Length, 1.486" Pin Diameter, (Contains Metal Bushing, Two Keyways)	8645B	1	

(Cont.) 170, 1700 Series-NAVISTAR/INTERNATIONAL**FRONT SUSPENSION (Cont.)**

Year	Model/Application	Part	P/C Qty	Figure
CO1700				
King Bolt Set				
1971-1963 (Cont.)	5,000 lb. (FA68 (02068)) Axle, 5,500 lb. (FA72 (02072)) Axle, Single Lock Pin, 1.234" Pin Diameter, 6.750" Length, (Contains Metal Bushing)	8385B	1	
	5,000 lb. (FA68 (02068)) Axle, 5,500 lb. (FA72 (02072)) Axle, Single Lock Pin, 1.249" Pin Diameter, 6.750" Length, (Contains Metal Bushing, Oversize)	8385B015	1	
	5,000 lb. (FA71 (02071)) Axle, 5,500 lb. (FA73 (02073)) Axle, 7,500 lb. (FA101 (02101)) Axle, Single Lock Pin, 1.359" Pin Diameter, 7.970" Length, (Contains Metal Bushing, One Keyway)	8577B	1	
	9,000 lb. (FA309 (02309)) Axle, Single Lock Pin, 1.609" Pin Diameter, 9.160" Length, (Contains Metal Bushing, One Keyway)	8583B	1	
	9,000 lb. (FA309 (02309)) Axle, Single Lock Pin, 1.609" Pin Diameter, 9.160" Length, (Contains Nylon Bushing, One Keyway)	8583N	1	
	10,500 lb. (FA329) Axle, 12,000 lb. (FA139 (02139), FA339 (02339)) Axle, Single Lock Pin, 1.609" Pin Diameter, 9.660" Length, (Contains Metal Bushing)	8581B	1	
	10,500 lb. (FA329) Axle, 12,000 lb. (FA139 (02139), FA339 (02339)) Axle, Single Lock Pin, 1.609" Pin Diameter, 9.660" Length, (Contains Nylon Bushing)	8581N	1	
	9,000 lb. (FA309 (02309)) Axle, Single Lock Pin, 1.611" Pin Diameter, 9.160" Length, (Contains Nylon Bushing, Oversize, One Keyway)	8583N002	1	
	10,500 lb. (FA329) Axle, 12,000 lb. (FA139 (02139), FA339 (02339)) Axle, Single Lock Pin, 1.611" Pin Diameter, 9.660" Length, (Contains Metal Bushing, Oversize, One Keyway)	8581B002	1	
	10,500 lb. (FA329) Axle, 12,000 lb. (FA139 (02139), FA339 (02339)) Axle, Single Lock Pin, 1.611" Pin Diameter, 9.660" Length, (Contains Nylon Bushing, Oversize, One Keyway)	8581N002	1	
	4,700 lb. (FA48 (02048)) Axle, Single Lock Pin, 6.250" Length, 1.110" Pin Diameter, (Contains Metal Bushing, One Keyway, Straight Oil Groove)	8389B	1	
	9,000 lb. (FA109 (02109)) Axle, Single Lock Pin, 8.850" Length, 1.486" Pin Diameter, (Contains Metal Bushing, One Keyway)	8579B	1	
	5,000 lb. (FA71 (02071)) Axle, 5,500 lb. (FA73 (02073)) Axle, 7,500 lb. (FA101 (02101)) Axle, Single Lock Pin, School Bus, 1.361" Pin Diameter, 7.970" Length, (Contains Composite Bushing, Oversize, One Keyway)	8577C002	1	
	5,000 lb. (FA71 (02071)) Axle, 5,500 lb. (FA73 (02073)) Axle, 7,500 lb. (FA101 (02101)) Axle, Single Lock Pin, School Bus, 1.369" Pin Diameter, 7.970" Length, (Contains Metal Bushing, Oversize)	8577B010	1	
F1700				
King Bolt Set				
1965-1962	16,000 lb. (FA136 (02136)) Axle, 1.999" Pin Diameter, 11.040" Length, (Contains Metal Bushing, Two Keyways)	8518B	1	
	9,000 lb. (FA105 (02105), FA208 (02208) (02139)) Axle, Double Lock Pin, 1.434" Pin Diameter, 8.500" Length, (Contains Nylon Bushing, Two Keyways)	8519N	1	
	9,000 lb. (FA309 (02309)) Axle, 10,500 lb. (FA329) Axle, 12,000 lb. (FA139 (02139), FA339 (02339)) Axle, Double Lock Pin, 1.609" Pin Diameter, 9.660" Length, (Contains Metal Bushing)	8503B	1	
	9,000 lb. (FA309 (02309)) Axle, 10,500 lb. (FA329) Axle, 12,000 lb. (FA139 (02139), FA339 (02339)) Axle, Double Lock Pin, 1.609" Pin Diameter, 9.660" Length, (Contains Nylon Bushing)	8567N	1	
	12,000 lb. (FA228 (02228)) Axle, Double Lock Pin, 1.794" Pin Diameter, 10.392" Length, (Contains Metal Bushing, Two Keyways)	8553B	1	
	12,000 lb. (FA215 (02215), FA218 (02218)) Axle, Double Lock Pin, 1.794" Pin Diameter, 9.120" Length, (Contains Metal Bushing, Two Keyways)	8489B	1	
	12,000 lb. (FA215 (02215), FA218 (02218)) Axle, Double Lock Pin, 1.794" Pin Diameter, 9.120" Length, (Contains Nylon Bushing, Two Keyways)	8489N	1	
	16,000 lb. (FA136 (02136)) Axle, Double Lock Pin, 1.999" Pin Diameter, 11.040" Length, (Contains Nylon Bushing, Two Keyways)	8518N	1	
	9,000 lb. (FA109 (02109)) Axle, Double Lock Pin, 8.850" Length, 1.486" Pin Diameter, (Contains Metal Bushing, Two Keyways)	8645B	1	
	5,000 lb. (FA68 (02068)) Axle, 5,500 lb. (FA72 (02072)) Axle, Single Lock Pin, 1.234" Pin Diameter, 6.750" Length, (Contains Metal Bushing)	8385B	1	
	5,000 lb. (FA68 (02068)) Axle, 5,500 lb. (FA72 (02072)) Axle, Single Lock Pin, 1.249" Pin Diameter, 6.750" Length, (Contains Metal Bushing, Oversize)	8385B015	1	
	9,000 lb. (FA309 (02309)) Axle, Single Lock Pin, 1.609" Pin Diameter, 9.160" Length, (Contains Metal Bushing, One Keyway)	8583B	1	
	9,000 lb. (FA309 (02309)) Axle, Single Lock Pin, 1.609" Pin Diameter, 9.160" Length, (Contains Nylon Bushing, One Keyway)	8583N	1	
	10,500 lb. (FA329) Axle, 12,000 lb. (FA139 (02139), FA339 (02339)) Axle, Single Lock Pin, 1.609" Pin Diameter, 9.660" Length, (Contains Metal Bushing)	8581B	1	
	10,500 lb. (FA329) Axle, 12,000 lb. (FA139 (02139), FA339 (02339)) Axle, Single Lock Pin, 1.609" Pin Diameter, 9.660" Length, (Contains Nylon Bushing)	8581N	1	
	9,000 lb. (FA309 (02309)) Axle, Single Lock Pin, 1.611" Pin Diameter, 9.160" Length, (Contains Nylon Bushing, Oversize, One Keyway)	8583N002	1	
	10,500 lb. (FA329) Axle, 12,000 lb. (FA139 (02139), FA339 (02339)) Axle, Single Lock Pin, 1.611" Pin Diameter, 9.660" Length, (Contains Metal Bushing, Oversize, One Keyway)	8581B002	1	
	10,500 lb. (FA329) Axle, 12,000 lb. (FA139 (02139), FA339 (02339)) Axle, Single Lock Pin, 1.611" Pin Diameter, 9.660" Length, (Contains Nylon Bushing, Oversize, One Keyway)	8581N002	1	
	4,700 lb. (FA48 (02048)) Axle, Single Lock Pin, 6.250" Length, 1.110" Pin Diameter, (Contains Metal Bushing, One Keyway, Straight Oil Groove)	8389B	1	
	9,000 lb. (FA109 (02109)) Axle, Single Lock Pin, 8.850" Length, 1.486" Pin Diameter, (Contains Metal Bushing, One Keyway)	8579B	1	
Leaf Spring Bolt				
1965-1962	Front	K150342	2	

NAVISTAR/INTERNATIONAL-170, 1700 Series (Cont.)

FRONT SUSPENSION (Cont.)

Year	Model/Application	Part	P/C Qty	Figure
S1724				
King Bolt Set				
1984-1980	5,000 lb. (FA71 (02071)) Axle, 5,500 lb. (FA73 (02073)) Axle, 6,000 lb. (I-60 (02073)) Axle, 7,500 lb. (FA101 (02101), I-75 (02101)) Axle, 8,000 lb. (FA104 (02104), I-80) Axle, 1.359" Pin Diameter, 7.970" Length, (Contains Composite Bushing, One Keyway)	8577C	1	
	9,000 lb. (FA109 (02109)) Axle, 1.484" Pin Diameter, 8.850" Length, (Contains Metal Bushing, Two Keyways)	80066B	1	
	9,000 lb. (FA309 (02309), I-90 (02309)) Axle, 10,800 lb. (I-108 (02329)) Axle, 12,000 lb. (I-120 (02339)) Axle, 13,200 lb. (I-132) Axle, 1.609" Pin Diameter, 9.160" Length, (Contains Composite Bushing, Two Keyways)	8610C	1	
	10,800 lb. (FA329 (02329)) Axle, 12,000 lb. (FA339 (02339)) Axle, 1.609" Pin Diameter, 9.660" Length, (Contains Metal Bushing, Two Keyways, Contains Bolts And Washers)	8567B	1	
	9,000 lb. (FA109 (02109)) Axle, 8.850" Length, 1.486" Pin Diameter, (Contains Metal Bushing, Oversize, One Keyway)	8579B002	1	
1984-1978	12,000 lb. (I-120S (02ADD)) Axle, 14,000 lb. (I-140S (02ADE)) Axle, 2.046" Pin Diameter, 10.120" Length, (Contains Metal Bushing, Two Keyways)	8657B	1	
	9,000 lb. (I-100S (02ADC)) Axle, 12,000 lb. (I-120S (02ADD)) Axle, 14,000 lb. (I-140S (02ADE)) Axle, 9.870" Length, 1.921" Pin Diameter, (Contains Metal Bushing, Two Keyways)	8655B	1	
	5,000 lb. (FA71 (02071), I-50 (02071), I-80) Axle, 5,500 lb. (FA73 (02073)) Axle, 6,000 lb. (I-60) Axle, 7,500 lb. (FA101 (02101), I-75) Axle, 8,000 lb. (FA104 (02104)) Axle, Double Lock Pin, 1.359" Pin Diameter, 7.970" Length, (Contains Composite Bushing, Two Keyways)	8637C	1	
	7,500 lb. (I-75 (02101)) Axle, 8,000 lb. (I-80) Axle, Double Lock Pin, 1.359" Pin Diameter, 7.970" Length, (Contains Metal Bushing, Two Keyways)	8637B	1	
	9,000 lb. (FA309 (02309), I-90 (02309)) Axle, Double Lock Pin, 1.609" Pin Diameter, 9.160" Length, (Contains Metal Bushing, Two Keyways)	8610B	1	
	10,800 lb. (FA329 (02329)) Axle, 12,000 lb. (FA339 (02339)) Axle, Double Lock Pin, 1.609" Pin Diameter, 9.660" Length, (Contains Metal Bushing)	8503B	1	
	9,000 lb. (FA118 (02118)) Axle, 10,800 lb. (FA127 (02127), I-108 (02329)) Axle, 12,000 lb. (FA139 (02139), I-120 (02339)) Axle, 14,000 lb. (FA342 (02342)) Axle, Double Lock Pin, 1.609" Pin Diameter, 9.660" Length, (Contains Metal Bushing, Bolts And Washers Not Included)	8617B	1	
	10,800 lb. (FA329 (02329)) Axle, 12,000 lb. (FA339 (02339)) Axle, Double Lock Pin, 1.609" Pin Diameter, 9.660" Length, (Contains Nylon Bushing)	8567N	1	
	12,000 lb. (FA226 (02226), FA227 (02227)) Axle, Double Lock Pin, 1.794" Pin Diameter, 10.392" Length, (Contains Metal Bushing, Two Keyways)	8590B	1	
	16,000 lb. (FA231 (02231)) Axle, 18,000 lb. (FA232 (02232)) Axle, 20,000 lb. (FA233 (02233)) Axle, Double Lock Pin, 1.999" Pin Diameter, 11.212" Length, (Contains Metal Bushing, Two Keyways)	8571B	1	
	9,000 lb. (FA109 (02109)) Axle, Double Lock Pin, 8.850" Length, 1.486" Pin Diameter, (Contains Metal Bushing, Two Keyways)	8645B	1	
	5,000 lb. (I-50 (02071)) Axle, 6,000 lb. (I-60 (02073)) Axle, 7,500 lb. (FA101 (02101), I-75 (02101)) Axle, 8,000 lb. (FA104 (02104)) Axle, Single Lock Pin, 1.359" Pin Diameter, 7.970" Length, (Contains Metal Bushing, One Keyway)	8577B	1	
	5,000 lb. (I-50 (02071)) Axle, 6,000 lb. (I-60 (02073)) Axle, 7,500 lb. (FA101 (02101), I-75 (02101)) Axle, 8,000 lb. (FA104 (02104)) Axle, Single Lock Pin, 1.361" Pin Diameter, 7.970" Length, (Contains Composite Bushing, Oversize, One Keyway)	8577C002	1	
	5,000 lb. (I-50 (02071)) Axle, 6,000 lb. (I-60 (02073)) Axle, 7,500 lb. (FA101 (02101), I-75 (02101)) Axle, 8,000 lb. (FA104 (02104)) Axle, Single Lock Pin, 1.369" Pin Diameter, 7.970" Length, (Contains Metal Bushing, Oversize)	8577B010	1	
	9,000 lb. (FA309 (02309)) Axle, Single Lock Pin, 1.609" Pin Diameter, 9.160" Length, (Contains Metal Bushing, One Keyway)	8583B	1	
	9,000 lb. (FA309 (02309)) Axle, Single Lock Pin, 1.609" Pin Diameter, 9.160" Length, (Contains Nylon Bushing, One Keyway)	8583N	1	
	9,000 lb. (FA118 (02118)) Axle, 12,000 lb. (FA139 (02139)) Axle, Single Lock Pin, 1.609" Pin Diameter, 9.660" Length, (Contains Metal Bushing)	8581B	1	
	9,000 lb. (FA118 (02118)) Axle, 12,000 lb. (FA139 (02139)) Axle, Single Lock Pin, 1.609" Pin Diameter, 9.660" Length, (Contains Nylon Bushing)	8581N	1	
	9,000 lb. (FA309 (02309)) Axle, Single Lock Pin, 1.611" Pin Diameter, 9.160" Length, (Contains Nylon Bushing, Oversize, One Keyway)	8583N002	1	
	9,000 lb. (FA118 (02118)) Axle, 12,000 lb. (FA339 (02339)) Axle, Single Lock Pin, 1.611" Pin Diameter, 9.660" Length, (Contains Metal Bushing, Oversize, One Keyway)	8581B002	1	
	9,000 lb. (FA118 (02118)) Axle, 12,000 lb. (FA139 (02139)) Axle, Single Lock Pin, 1.611" Pin Diameter, 9.660" Length, (Contains Nylon Bushing, Oversize, One Keyway)	8581N002	1	
	9,000 lb. (FA109 (02109)) Axle, Single Lock Pin, 8.850" Length, 1.486" Pin Diameter, (Contains Metal Bushing, One Keyway)	8579B	1	
S1753FC				
King Bolt Set				
1983-1978	5,000 lb. (FA71 (02071), I-50 (02071), I-80) Axle, 5,500 lb. (FA73 (02073)) Axle, 6,000 lb. (I-60) Axle, 7,500 lb. (FA101 (02101), I-75) Axle, 8,000 lb. (FA104 (02104)) Axle, Double Lock Pin, 1.359" Pin Diameter, 7.970" Length, (Contains Composite Bushing, Two Keyways)	8637C	1	
STEERING				
Year	Model/Application	Part	P/C Qty	Figure
1700				
Drag Link Assembly				
1981-1957	5,000 lb. (FA71 (02071)) Axle, 5,500 lb. (FA73 (02073)) Axle, For Steering Codes 05165, 05277, 05299, 14.44" Center To Center	DS977	1	

(Cont.) 170, 1700 Series-NAVISTAR/INTERNATIONAL**STEERING (Cont.)**

Year	Model/Application	Part	P/C Qty	Figure
1700				
Drag Link Assembly				
1981-1956	9,000 lb. (FA208 (02208) (02139)) Axle, For Steering Codes 05031, 05063, 05261, 05277, 05301, 05302, 14.08" Center To Center	DS972	1	
	9,000 lb. (FA109 (02109), FA208 (02208) (02139), FA309 (02309)) Axle, For Steering Codes 05031, 05063, 05261, 05277, 05301, 05302, 15.28" Center To Center	DS973	1	
	7,500 lb. (FA101 (02101)) Axle, For Steering Codes 05031, 05063, 05276, 05299, 14.75" Center To Center	DS970	1	
1703				
Drag Link Assembly				
1983-1962	9,000 lb. (FA208 (02208) (02139)) Axle, For Steering Codes 05031, 05063, 05261, 05277, 05301, 05302, 14.08" Center To Center	DS972	1	
	9,000 lb. (FA109 (02109), FA208 (02208) (02139), FA309 (02309)) Axle, For Steering Codes 05031, 05063, 05261, 05277, 05301, 05302, 15.28" Center To Center	DS973	1	
	7,500 lb. (FA101 (02101)) Axle, For Steering Codes 05031, 05063, 05276, 05299, 14.75" Center To Center	DS970	1	
	5,000 lb. (FA71 (02071)) Axle, 5,500 lb. (FA73 (02073)) Axle, For Steering Codes 05165, 05277, 05299, 14.44" Center To Center	DS977	1	
1723				
Drag Link Assembly				
1985-1980	8,000 lb. (I-80) Axle, 16.84" Center To Center, (Greaseable Socket Reduces Corrosion/Wear)	DS1034 ‡	1	
	12,000 lb. (FF941, FF942) Axle, 18.14" Center To Center, (Greaseable Socket Reduces Corrosion/Wear)	DS979 ‡	1	
	14,000 lb. (FA342 (02342)) Axle, For codes 05298, 05337, 17.13" Center To Center	DS1022	1	
	12,000 lb. (FA139 (02139), FA226 (02226), FA339 (02339), I-120 (02339)) Axle, For Steering Code 05335 Without Flotation Tires, 18.14" Center To Center, (Greaseable Socket Reduces Corrosion/Wear)	DS979 ‡	1	
	9,000 lb. (FA109 (02109), FA118 (02118), FA309 (02309), I-90 (02309)) Axle, For Steering Codes 05057, 05333, 05342, 18.14" Center To Center, (Greaseable Socket Reduces Corrosion/Wear)	DS979 ‡	1	
	10,800 lb. (FA127 (02127)) Axle, For Steering Codes 05058, 05332, 05335 Without Flotation Tires, 18.14" Center To Center, (Greaseable Socket Reduces Corrosion/Wear)	DS979 ‡	1	
	5,000 lb. (FA71 (02071)), I-50 (02071)) Axle, 6,000 lb. (FA74 (02074), I-60 (02073)) Axle, 7,500 lb. (FA101 (02101), I-75 (02101)) Axle, For Steering Codes 05165, 05345, 16.84" Center To Center, (Greaseable Socket Reduces Corrosion/Wear)	DS1034 ‡	1	
Tie Rod End				
1985-1980	9,000 lb. (FA109 (02109)) Axle, 12,000 lb. (FA226 (02226)) Axle, 13,200 lb. (FA-227) Axle, 5.44" Length, (Greaseable Socket Reduces Corrosion/Wear) Left Outer	ES423L ‡	1	
	9,000 lb. (FA109 (02109)) Axle, 12,000 lb. (FA226 (02226)) Axle, 13,200 lb. (FA-227) Axle, 5.44" Length, (Greaseable Socket Reduces Corrosion/Wear) Right Outer	ES423R ‡	1	
	9,000 lb. (FA109 (02109), FA118 (02118), FA309 (02309)) Axle, 10,800 lb. (FA127 (02127), I-108 (02329)) Axle, 12,000 lb. (FA139 (02139), FA339 (02339)) Axle, 14,000 lb. (FA342 (02342)) Axle, 9.180" Length, 1.125" - 12 Threads, (Greaseable Socket Reduces Corrosion/Wear) Left Outer	ES411L ‡	1	
	9,000 lb. (FA109 (02109), FA118 (02118), FA309 (02309)) Axle, 10,800 lb. (FA127 (02127), FA329 (02329), I-108 (02329)) Axle, 12,000 lb. (FA139 (02139)) Axle, 14,000 lb. (FA342 (02342)) Axle, 9.180" Length, 1.125" - 12 Threads, (Greaseable Socket Reduces Corrosion/Wear) Right Outer	ES411R ‡	1	
	10800 Lb Front Axle, 9.180" Length, 1.125" - 12 Threads, (Greaseable Socket Reduces Corrosion/Wear) Left Outer	ES411L ‡	1	
	12,000 lb. (FA337 (02337)) Axle, 10800 Lb Front Axle, Forged I-Beam Axle, 9.180" Length, 1.125" - 12 Threads, (Greaseable Socket Reduces Corrosion/Wear) Left Outer	ES411L ‡	1	
	12000 Lb Axle, 9.180" Length, 1.125" - 12 Threads, (Greaseable Socket Reduces Corrosion/Wear) Right Outer	ES411R ‡	1	
	9,000 lb. (FA242, I-90 (02309)) Axle, 12,000 lb. (I-120 (02339)) Axle, 13,200 lb. (I-132) Axle, Forged I-Beam Axle, 9.180" Length, 1.125" - 12 Threads, (Greaseable Socket Reduces Corrosion/Wear) Left Outer	ES411L ‡	1	
	9,000 lb. (FA242, FA309 (02309)) Axle, 10,800 lb. (FA337) Axle, 12,000 lb. (I-120 (02339)) Axle, 13,200 lb. (I-132) Axle, Forged I-Beam Axle, 9.180" Length, 1.125" - 12 Threads, (Greaseable Socket Reduces Corrosion/Wear) Right Outer	ES411R ‡	1	
	1724			
Drag Link Assembly				
1985	10,800 lb. (FA127 (02127), FA309, FA329 (02329), I-108 (02329)) Axle, For Steering Codes 05058, 05332, 05335 Without Flotation Tires, 18.14" Center To Center, (Greaseable Socket Reduces Corrosion/Wear)	DS979 ‡	1	
1984-1979	10,800 lb. (FA127 (02127), FA329 (02329), I-108 (02329)) Axle, For Steering Codes 05057, 05333, 05342, 18.14" Center To Center, (Greaseable Socket Reduces Corrosion/Wear)	DS979 ‡	1	
1979	14,000 lb. (FA342 (02342)) Axle, For codes 05298, 05337	DS1022	1	
Tie Rod End				
1985	13,200 lb. (I-132) Axle, 5.440" Length Left Outer	ES2613L	1	
	9,000 lb. (FA109 (02109)) Axle, 12,000 lb. (FA226 (02226)) Axle, 13,200 lb. (FA-227) Axle, 5.440" Length, (Greaseable Socket Reduces Corrosion/Wear) Left Outer	ES423L ‡	1	
	9,000 lb. (FA109 (02109)) Axle, 12,000 lb. (FA226 (02226)) Axle, 13,200 lb. (FA-227) Axle, 5.440" Length, (Greaseable Socket Reduces Corrosion/Wear) Right Outer	ES423R ‡	1	

NAVISTAR/INTERNATIONAL-170, 1700 Series (Cont.)

STEERING (Cont.)

Year	Model/Application	Part	P/C Qty	Figure
1724				
Tie Rod End				
1985 (Cont.)	9,000 lb. (FA109 (02109), FA118 (02118), FA242, FA309 (02309), I-90 (02309)) Axle, 10,800 lb. (FA127 (02127), FA329 (02329), FA337, I-108 (02329)) Axle, 12,000 lb. (FA339 (02339), I-120 (02339)) Axle, 13,200 lb. (I-132) Axle, 14,000 lb. (FA342 (02342)) Axle, 9.180" Length, (Greaseable Socket Reduces Corrosion/Wear) Left Outer	ES411L ‡	1	
	9,000 lb. (FA109 (02109), FA118 (02118), FA242, FA309 (02309), I-90 (02309)) Axle, 10,800 lb. (FA127 (02127), FA329 (02329), FA337, I-108 (02329)) Axle, 12,000 lb. (FA339 (02339), I-120 (02339)) Axle, 13,200 lb. (I-132) Axle, 14,000 lb. (FA342 (02342)) Axle, 9.180" Length, (Greaseable Socket Reduces Corrosion/Wear) Right Outer	ES411R ‡	1	
1985-1979	9,000 lb. (I-90 (02309)) Axle, 12,000 lb. (I-120 (02339)) Axle, 13,200 lb. (I-120) Axle, 10.84" Length Left Outer	ES3086L	1	
	9,000 lb. (I-90 (02309)) Axle, 12,000 lb. (I-120 (02339)) Axle, 13,200 lb. (I-120) Axle, 10.84" Length Right Outer	ES3087R	1	
1984-1979	13,200 lb. (I-132) Axle, 5.44" Length Left Outer	ES2613L	1	
	9,000 lb. (FA109 (02109)) Axle, 12,000 lb. (FA226 (02226)) Axle, 13,200 lb. (FA-227) Axle, 5.44" Length, (Greaseable Socket Reduces Corrosion/Wear) Left Outer	ES423L ‡	1	
	9,000 lb. (FA109 (02109)) Axle, 12,000 lb. (FA226 (02226)) Axle, 13,200 lb. (FA-227) Axle, 5.44" Length, (Greaseable Socket Reduces Corrosion/Wear) Right Outer	ES423R ‡	1	
	9,000 lb. (FA109 (02109), FA118 (02118), FA309 (02309), I-90 (02309)) Axle, 10,800 lb. (FA127 (02127), I-108 (02329)) Axle, 12,000 lb. (FA339 (02339), I-120 (02339)) Axle, 14,000 lb. (FA342 (02342)) Axle, 9.180" Length, 1.125" - 12 Threads, (Greaseable Socket Reduces Corrosion/Wear) Left Outer	ES411L ‡	1	
	9,000 lb. (FA109 (02109), FA118 (02118), FA309 (02309), I-90 (02309)) Axle, 10,800 lb. (FA127 (02127), FA329 (02329), I-108 (02329)) Axle, 12,000 lb. (I-120 (02339)) Axle, 14,000 lb. (FA342 (02342)) Axle, 9.180" Length, 1.125" - 12 Threads, (Greaseable Socket Reduces Corrosion/Wear) Right Outer	ES411R ‡	1	
	10800 Lb Front Axle, 9.180" Length, 1.125" - 12 Threads, (Greaseable Socket Reduces Corrosion/Wear) Left Outer	ES411L ‡	1	
	12,000 lb. (FA337 (02337)) Axle, 10800 Lb Front Axle, Forged I-Beam Axle, 9.180" Length, 1.125" - 12 Threads, (Greaseable Socket Reduces Corrosion/Wear) Left Outer	ES411L ‡	1	
	12000 Lb Axle, 9.180" Length, 1.125" - 12 Threads, (Greaseable Socket Reduces Corrosion/Wear) Right Outer	ES411R ‡	1	
	12,000 lb. (I-120) Axle, 13200 LB Axle, 10.84" Length Left Outer	ES3086L	1	
	12,000 lb. (I-120) Axle, 13200 LB Axle, 10.84" Length Right Outer	ES3087R	1	
	9,000 lb. (FA242) Axle, 13,200 lb. (I-132) Axle, Forged I-Beam Axle, 9.180" Length, 1.125" - 12 Threads, (Greaseable Socket Reduces Corrosion/Wear) Left Outer	ES411L ‡	1	
	9,000 lb. (FA242) Axle, 10,800 lb. (FA337) Axle, 13,200 lb. (I-132) Axle, Forged I-Beam Axle, 9.180" Length, 1.125" - 12 Threads, (Greaseable Socket Reduces Corrosion/Wear) Right Outer	ES411R ‡	1	
1753				
Drag Link Assembly				
1989-1984	8,000 lb. (I-80) Axle, 16.84" Center To Center, (Greaseable Socket Reduces Corrosion/Wear)	DS1034 ‡	1	
	12,000 lb. (FF941, FF942) Axle, 18.14" Center To Center, (Greaseable Socket Reduces Corrosion/Wear)	DS979 ‡	1	
	14,000 lb. (FA342 (02342)) Axle, For codes 05298, 05337	DS1022	1	
	12,000 lb. (FA139 (02139), FA226 (02226), FA339 (02339), I-120 (02339)) Axle, For Steering Code 05335 Without Flotation Tires, 18.14" Center To Center, (Greaseable Socket Reduces Corrosion/Wear)	DS979 ‡	1	
	9,000 lb. (FA109 (02109), FA118 (02118), FA309 (02309), I-90 (02309)) Axle, For Steering Codes 05057, 05333, 05342, 18.14" Center To Center, (Greaseable Socket Reduces Corrosion/Wear)	DS979 ‡	1	
	7,500 lb. (FA101 (02101), I-75 (02101)) Axle, For Steering Codes 05057, 05345, 16.84" Center To Center, (Greaseable Socket Reduces Corrosion/Wear)	DS1034 ‡	1	
	10,800 lb. (FA127 (02127), FA329 (02329), I-108 (02329)) Axle, For Steering Codes 05058, 05332, 05335 Without Flotation Tires, 18.14" Center To Center, (Greaseable Socket Reduces Corrosion/Wear)	DS979 ‡	1	
	5,000 lb. (FA71 (02071), I-50 (02071)) Axle, 6,000 lb. (FA74 (02074), I-60 (02073)) Axle, For Steering Codes 05165, 05345, 16.84" Center To Center, (Greaseable Socket Reduces Corrosion/Wear)	DS1034 ‡	1	
Tie Rod End				
1989-1984	9,000 lb. (I-90 (02309)) Axle, 12,000 lb. (I-120) Axle, 10.84" Length Left Outer	ES3086L	1	
	9,000 lb. (I-90 (02309)) Axle, 12,000 lb. (I-120) Axle, 10.84" Length Right Outer	ES3087R	1	
	13,200 lb. (I-132) Axle, 5.44" Length Left Outer	ES2613L	1	
	12,000 lb. (FA226 (02226)) Axle, 5.44" Length, (Greaseable Socket Reduces Corrosion/Wear) Left Outer	ES423L ‡	1	
	12,000 lb. (FA226 (02226)) Axle, 5.44" Length, (Greaseable Socket Reduces Corrosion/Wear) Right Outer	ES423R ‡	1	
	9,000 lb. (FA109 (02109), FA118 (02118), FA309 (02309), I-90 (02309)) Axle, 10,800 lb. (FA127 (02127), I-108 (02329)) Axle, 12,000 lb. (FA339 (02339), I-120 (02339)) Axle, 14,000 lb. (FA342 (02342)) Axle, 9.180" Length, 1.125" - 12 Threads, (Greaseable Socket Reduces Corrosion/Wear) Left Outer	ES411L ‡	1	
	9,000 lb. (FA109 (02109), FA118 (02118), FA309 (02309), I-90 (02309)) Axle, 10,800 lb. (FA127 (02127), FA329 (02329), I-108 (02329)) Axle, 12,000 lb. (I-120 (02339)) Axle, 14,000 lb. (FA342 (02342)) Axle, 9.180" Length, 1.125" - 12 Threads, (Greaseable Socket Reduces Corrosion/Wear) Right Outer	ES411R ‡	1	
	10800 Lb Front Axle, 9.180" Length, 1.125" - 12 Threads, (Greaseable Socket Reduces Corrosion/Wear) Left Outer	ES411L ‡	1	
	12,000 lb. (FA337 (02337)) Axle, 10800 Lb Front Axle, Forged I-Beam Axle, 9.180" Length, 1.125" - 12 Threads, (Greaseable Socket Reduces Corrosion/Wear) Left Outer	ES411L ‡	1	
	12000 Lb Axle, 9.180" Length, 1.125" - 12 Threads, (Greaseable Socket Reduces Corrosion/Wear) Right Outer	ES411R ‡	1	

(Cont.) 170, 1700 Series-NAVISTAR/INTERNATIONAL**STEERING (Cont.)**

Year	Model/Application	Part	P/C Qty	Figure
1753				
Tie Rod End				
1989-1984 (Cont.)	12,000 lb. (I-120) Axle, 13200 LB Axle, 10.84" Length	Left Outer	ES3086L	1
	12,000 lb. (I-120) Axle, 13200 LB Axle, 10.84" Length	Right Outer	ES3087R	1
	9,000 lb. (FA242) Axle, 13,200 lb. (I-132) Axle, Forged I-Beam Axle, 9.180" Length, 1.125" - 12 Threads, (Greaseable Socket Reduces Corrosion/Wear)	Left Outer	ES411L ‡	1
	9,000 lb. (FA242) Axle, 10,800 lb. (FA337) Axle, 13,200 lb. (I-132) Axle, Forged I-Beam Axle, 9.180" Length, 1.125" - 12 Threads, (Greaseable Socket Reduces Corrosion/Wear)	Right Outer	ES411R ‡	1
1754				
Drag Link Assembly				
1989-1988	12,000 lb. (FA139 (02139), FA226 (02226), FA339 (02339), I-120 (02339)) Axle, For Steering Code 05335, 18.14" Center To Center, (Greaseable Socket Reduces Corrosion/Wear)		DS979 ‡	1
	7,500 lb. (FA101 (02101), I-75 (02101)) Axle, For Steering Codes 05057, 05345, 16.84" Center To Center, (Greaseable Socket Reduces Corrosion/Wear)		DS1034 ‡	1
	12,000 lb. (FF942) Axle, Rockwell Axle, 18.14" Center To Center, (Greaseable Socket Reduces Corrosion/Wear)		DS979 ‡	1
1989-1979	8,000 lb. (I-80) Axle, 16.84" Center To Center, (Greaseable Socket Reduces Corrosion/Wear)		DS1034 ‡	1
	12,000 lb. (FF941) Axle, 18.14" Center To Center, (Greaseable Socket Reduces Corrosion/Wear)		DS979 ‡	1
	14,000 lb. (FA342 (02342)) Axle, For codes 05298, 05337		DS1022	1
	9,000 lb. (FA109 (02109), FA118 (02118), FA309 (02309), I-90 (02309)) Axle, For Steering Codes 05057, 05333, 05342, 18.14" Center To Center, (Greaseable Socket Reduces Corrosion/Wear)		DS979 ‡	1
	10,800 lb. (FA127 (02127), FA309, FA329 (02329), I-108 (02329)) Axle, For Steering Codes 05058, 05332, 05335 Without Flotation Tires, 18.14" Center To Center, (Greaseable Socket Reduces Corrosion/Wear)		DS979 ‡	1
5,000 lb. (FA71 (02071), I-50 (02071)) Axle, 6,000 lb. (FA73, I-60 (02073)) Axle, For Steering Codes 05165, 05345, 16.84" Center To Center, (Greaseable Socket Reduces Corrosion/Wear)		DS1034 ‡	1	
1987-1979	12,000 lb. (FA139 (02139), FA226 (02226), FA339 (02339), I-120 (02339)) Axle, For Steering Code 05335 Without Flotation Tires, 18.14" Center To Center, (Greaseable Socket Reduces Corrosion/Wear)		DS979 ‡	1
Tie Rod End				
1989-1988	13,200 lb. (I-132) Axle, 5.440" Length	Left Outer	ES2613L	1
	12,000 lb. (FA226 (02226)) Axle, 5.440" Length, (Greaseable Socket Reduces Corrosion/Wear)	Left Outer	ES423L ‡	1
	12,000 lb. (FA226 (02226)) Axle, 5.440" Length, (Greaseable Socket Reduces Corrosion/Wear)	Right Outer	ES423R ‡	1
	9,000 lb. (FA109 (02109), FA118 (02118), FA242, FA309 (02309), I-90 (02309)) Axle, 10,800 lb. (FA127 (02127), FA329 (02329), FA337, I-108 (02329)) Axle, 12,000 lb. (FA339 (02339), I-120 (02339)) Axle, 13,200 lb. (I-132) Axle, 14,000 lb. (FA342 (02342)) Axle, 9.180" Length, (Greaseable Socket Reduces Corrosion/Wear)	Left Outer	ES411L ‡	1
	9,000 lb. (FA109 (02109), FA118 (02118), FA242, FA309 (02309), I-90 (02309)) Axle, 10,800 lb. (FA127 (02127), FA329 (02329), FA337, I-108 (02329)) Axle, 12,000 lb. (FA339 (02339), I-120 (02339)) Axle, 13,200 lb. (I-132) Axle, 14,000 lb. (FA342 (02342)) Axle, 9.180" Length, (Greaseable Socket Reduces Corrosion/Wear)	Right Outer	ES411R ‡	1
	9,000 lb. (I-90 (02309)) Axle, 12,000 lb. (I-120 (02339)) Axle, 13,200 lb. (I-120) Axle, 10.84" Length	Left Outer	ES3086L	1
9,000 lb. (I-90 (02309)) Axle, 12,000 lb. (I-120 (02339)) Axle, 13,200 lb. (I-120) Axle, 10.84" Length	Right Outer	ES3087R	1	
1987-1979	13,200 lb. (I-132) Axle, 5.44" Length	Left Outer	ES2613L	1
	9,000 lb. (FA109 (02109)) Axle, 12,000 lb. (FA226 (02226)) Axle, 13,200 lb. (FA-227) Axle, 5.44" Length, (Greaseable Socket Reduces Corrosion/Wear)	Left Outer	ES423L ‡	1
	9,000 lb. (FA109 (02109)) Axle, 12,000 lb. (FA226 (02226)) Axle, 13,200 lb. (FA-227) Axle, 5.44" Length, (Greaseable Socket Reduces Corrosion/Wear)	Right Outer	ES423R ‡	1
	9,000 lb. (FA109 (02109), FA118 (02118), FA309 (02309), I-90 (02309)) Axle, 10,800 lb. (FA127 (02127), I-108 (02329)) Axle, 12,000 lb. (FA339 (02339), I-120 (02339)) Axle, 14,000 lb. (FA342 (02342)) Axle, 9.180" Length, 1.125" - 12 Threads, (Greaseable Socket Reduces Corrosion/Wear)	Left Outer	ES411L ‡	1
	9,000 lb. (FA109 (02109), FA118 (02118), FA309 (02309), I-90 (02309)) Axle, 10,800 lb. (FA127 (02127), FA329 (02329), I-108 (02329)) Axle, 12,000 lb. (I-120 (02339)) Axle, 14,000 lb. (FA342 (02342)) Axle, 9.180" Length, 1.125" - 12 Threads, (Greaseable Socket Reduces Corrosion/Wear)	Right Outer	ES411R ‡	1
	10800 Lb Front Axle, 9.180" Length, 1.125" - 12 Threads, (Greaseable Socket Reduces Corrosion/Wear)	Left Outer	ES411L ‡	1
	12,000 lb. (FA337 (02337)) Axle, 10800 Lb Front Axle, Forged I-Beam Axle, 9.180" Length, 1.125" - 12 Threads, (Greaseable Socket Reduces Corrosion/Wear)	Left Outer	ES411L ‡	1
	12000 Lb Axle, 9.180" Length, 1.125" - 12 Threads, (Greaseable Socket Reduces Corrosion/Wear)	Right Outer	ES411R ‡	1
	12,000 lb. (I-120) Axle, 13200 LB Axle, 10.84" Length	Left Outer	ES3086L	1
	12,000 lb. (I-120) Axle, 13200 LB Axle, 10.84" Length	Right Outer	ES3087R	1
	9,000 lb. (FA242) Axle, 13,200 lb. (I-132) Axle, Forged I-Beam Axle, 9.180" Length, 1.125" - 12 Threads, (Greaseable Socket Reduces Corrosion/Wear)	Left Outer	ES411L ‡	1
	9,000 lb. (FA242) Axle, 10,800 lb. (FA337) Axle, 13,200 lb. (I-132) Axle, Forged I-Beam Axle, 9.180" Length, 1.125" - 12 Threads, (Greaseable Socket Reduces Corrosion/Wear)	Right Outer	ES411R ‡	1

NAVISTAR/INTERNATIONAL-170, 1700 Series (Cont.)

STEERING (Cont.)

Year	Model/Application	Part	P/C Qty	Figure
CO1700				
Tie Rod End				
1971-1963	5,000 lb. (FA71 (02071)) Axle, 5,500 lb. (FA73 (02073)) Axle, 7,500 lb. (FA101 (02101)) Axle, 1.000" - 16 Threads, 4.45" Length, (Greaseable Socket Reduces Corrosion/Wear) Left	ES373L ‡	1	
	5,000 lb. (FA71 (02071)) Axle, 5,500 lb. (FA73 (02073)) Axle, 7,500 lb. (FA101 (02101)) Axle, 1.000" - 16 Threads, 4.45" Length, (Greaseable Socket Reduces Corrosion/Wear) Right	ES373R ‡	1	
	9,000 lb. (FA105 (02105), FA208 (02208) (02139)) Axle, 12,000 lb. (FA215 (02215), FA218 (02218)) Axle, 1.125" - 12 Threads, 4.88" Length, (Greaseable Socket Reduces Corrosion/Wear) Left	ES187L ‡	1	
	12,000 lb. (FA228 (02228)) Axle, 5.440" Length, 1.125" - 12 Threads, (Greaseable Socket Reduces Corrosion/Wear) Left	ES423L ‡	1	
	12,000 lb. (FA228 (02228)) Axle, 5.440" Length, 1.125" - 12 Threads, (Greaseable Socket Reduces Corrosion/Wear) Right	ES423R ‡	1	
	16,000 lb. (FA136 (02136)) Axle, 5.750" Length, 1.250" - 12 Threads Left	ES2040R	1	
	9,000 lb. (FA109 (02109), FA309 (02309)) Axle, 10,500 lb. (FA329) Axle, 12,000 lb. (FA139 (02139), FA339 (02339)) Axle, 9.180" Length, 1.125" - 12 Threads, (Greaseable Socket Reduces Corrosion/Wear) Left	ES411L ‡	1	
	9,000 lb. (FA109 (02109), FA309 (02309)) Axle, 12,000 lb. (FA139 (02139), FA339 (02339)) Axle, 9.180" Length, 1.125" - 12 Threads, (Greaseable, Greaseable Socket Reduces Corrosion/Wear) Left	ES411L ‡	1	
	9,000 lb. (FA109 (02109), FA309 (02309)) Axle, 10,500 lb. (FA329) Axle, 12,000 lb. (FA139 (02139), FA339 (02339)) Axle, 9.180" Length, 1.125" - 12 Threads, (Greaseable Socket Reduces Corrosion/Wear) Right	ES411R ‡	1	
	9,000 lb. (FA109 (02109), FA309 (02309)) Axle, 12,000 lb. (FA139 (02139), FA339 (02339)) Axle, 9.180" Length, 1.125" - 12 Threads, (Greaseable, Greaseable Socket Reduces Corrosion/Wear) Right	ES411R ‡	1	
F1700				
Tie Rod End				
1965-1962	5,000 lb. (FA71 (02071)) Axle, 5,500 lb. (FA73 (02073)) Axle, 7,500 lb. (FA101 (02101)) Axle, 1.000" - 16 Threads, 4.45" Length, (Greaseable Socket Reduces Corrosion/Wear) Left	ES373L ‡	1	
	5,000 lb. (FA71 (02071)) Axle, 5,500 lb. (FA73 (02073)) Axle, 7,500 lb. (FA101 (02101)) Axle, 1.000" - 16 Threads, 4.45" Length, (Greaseable Socket Reduces Corrosion/Wear) Right	ES373R ‡	1	
	9,000 lb. (FA105 (02105), FA208 (02208) (02139)) Axle, 12,000 lb. (FA215 (02215), FA218 (02218)) Axle, 1.125" - 12 Threads, 4.88" Length, (Greaseable Socket Reduces Corrosion/Wear) Left	ES187L ‡	1	
	12,000 lb. (FA228 (02228)) Axle, 5.440" Length, 1.125" - 12 Threads, (Greaseable Socket Reduces Corrosion/Wear) Left	ES423L ‡	1	
	12,000 lb. (FA228 (02228)) Axle, 5.440" Length, 1.125" - 12 Threads, (Greaseable Socket Reduces Corrosion/Wear) Right	ES423R ‡	1	
	16,000 lb. (FA136 (02136)) Axle, 5.750" Length, 1.250" - 12 Threads Left	ES2040R	1	
	9,000 lb. (FA109 (02109), FA309 (02309)) Axle, 10,500 lb. (FA329) Axle, 12,000 lb. (FA139 (02139), FA339 (02339)) Axle, 9.180" Length, 1.125" - 12 Threads, (Greaseable Socket Reduces Corrosion/Wear) Left	ES411L ‡	1	
	9,000 lb. (FA109 (02109), FA309 (02309)) Axle, 10,500 lb. (FA329) Axle, 12,000 lb. (FA139 (02139), FA339 (02339)) Axle, 9.180" Length, 1.125" - 12 Threads, (Greaseable Socket Reduces Corrosion/Wear) Right	ES411R ‡	1	
S1724				
Drag Link Assembly				
1984-1981	12,000 lb. (I-120) Axle, For Models With Flotation Tires, 17.65" Center To Center 12,000 lb. (I-120) Axle, For Models Without Flotation Tires, 18.14" Center To Center, (Greaseable Socket Reduces Corrosion/Wear)	DS1021 DS979 ‡	1 1	
1984-1978	5,000 lb. (I-50 (02071)) Axle, 6,000 lb. (I-60 (02073)) Axle, 7,500 lb. (I-75 (02101)) Axle, 8,000 lb. (FA104 (02104)) Axle, 16.84" Center To Center, (Greaseable Socket Reduces Corrosion/Wear) 9,000 lb. (I-90 (02309)) Axle, 18.14" Center To Center, (Greaseable Socket Reduces Corrosion/Wear) 14,000 lb. (FA342 (02342)) Axle, Adjustable End For Our Drag Link With Steering Codes 05298, 05337, 6.38" Center To Center, (Drag Link End) 14,000 lb. (FA342 (02342)) Axle, For codes 05298, 05337, 17.13" Center To Center 10,800 lb. (FA127 (02127)) Axle, 12,000 lb. (FA339 (02339)) Axle, For Steering Code 05335 Without Flotation Tires, 18.14" Center To Center, (Greaseable Socket Reduces Corrosion/Wear) 9,000 lb. (FA109 (02109), FA118 (02118), FA309 (02309)) Axle, For Steering Codes 05057, 05333, 05342, 18.14" Center To Center, (Greaseable Socket Reduces Corrosion/Wear) 7,500 lb. (FA101 (02101)) Axle, For Steering Codes 05057, 05345, 16.84" Center To Center, (Greaseable Socket Reduces Corrosion/Wear) 10,800 lb. (FA329 (02329)) Axle, For Steering Codes 05058, 05332, 05335 Without Flotation Tires, 18.14" Center To Center, (Greaseable Socket Reduces Corrosion/Wear) 5,000 lb. (FA71 (02071)) Axle, 5,500 lb. (FA73 (02073)) Axle, For Steering Codes 05165, 05345, 16.84" Center To Center, (Greaseable Socket Reduces Corrosion/Wear) 10,800 lb. (FA329 (02329)) Axle, 12,000 lb. (FA339 (02339)) Axle, For Steering Codes 05335 With Flotation Tires, 17.65" Center To Center 14,000 lb. (SDA-1400) Axle, 16,000 lb. (I-160S) Axle, Sheppard Power Steering Gear M-80, Dual Right, With Code 0, 17.96" Center To Center 10,800 lb. (I-108 (02329)) Axle, Steering Gear Codes 05PRJ.2016, 17, 42, 54, 69, 80, 99, 2100, 01, 18.14" Center To Center, (Greaseable Socket Reduces Corrosion/Wear)	DS1034 ‡ DS979 ‡ ES3178R DS1022 DS979 ‡ DS979 ‡ DS1034 ‡ DS979 ‡ DS1034 ‡ DS1021 DS1281 DS979 ‡	1 1 1 1 1 1 1 1 1 1 1 1 1	
Tie Rod End				
1984-1981	9,000 lb. (FA109 (02109)) Axle, 12,000 lb. (FA226 (02226)) Axle, 13,200 lb. (FA-227) Axle, 5.44" Length, (Greaseable Socket Reduces Corrosion/Wear) Left Outer	ES423L ‡	1	
	9,000 lb. (FA109 (02109)) Axle, 12,000 lb. (FA226 (02226)) Axle, 13,200 lb. (FA-227) Axle, 5.44" Length, (Greaseable Socket Reduces Corrosion/Wear) Right Outer	ES423R ‡	1	

(Cont.) 170, 1700 Series-NAVISTAR/INTERNATIONAL**STEERING (Cont.)**

Year	Model/Application	Part	P/C Qty	Figure
S1724				
Tie Rod End				
1984-1978	5,000 lb. (FA71 (02071), I-50 (02071)) Axle, 5,500 lb. (FA73 (02073)) Axle, 6,000 lb. (I-60 (02073)) Axle, 7,500 lb. (FA101 (02101), I-75 (02101)) Axle, 8,000 lb. (FA104 (02104)) Axle, 1.000" - 16 Threads, 4.45" Length, (Greaseable Socket Reduces Corrosion/Wear) Left	ES373L ‡	1	
	5,000 lb. (FA71 (02071), I-50 (02071)) Axle, 5,500 lb. (FA73 (02073)) Axle, 6,000 lb. (I-60 (02073)) Axle, 7,500 lb. (FA101 (02101), I-75 (02101)) Axle, 8,000 lb. (FA104 (02104)) Axle, 1.000" - 16 Threads, 4.45" Length, (Greaseable Socket Reduces Corrosion/Wear) Right	ES373R ‡	1	
	12,000 lb. (I-120, I-120S (02ADD)) Axle, 13,200 lb. (I-132) Axle, 10.84" Length, 1.875" - 12 Threads, (Drop End Type) Left	ES3086L	1	
	12,000 lb. (I-120, I-120S (02ADD)) Axle, 13,200 lb. (I-132) Axle, 10.84" Length, 1.875" - 12 Threads, (Drop End Type) Right	ES3087R	1	
	7,500 lb. (S-90) Axle, 9,000 lb. (S-90) Axle, 4.880" Length, 1.125" - 12 Threads Left	ES3216R	1	
	9,000 lb. (I-90 (02309)) Axle, 10,800 lb. (I-108 (02329)) Axle, 12,000 lb. (I-120 (02339)) Axle, 5.440" Length, 1.125" - 14 Threads, (Drop End Type) Left	ES2613L	1	
	16,000 lb. (FA231 (02231)) Axle, 18,000 lb. (FA232 (02232)) Axle, 20,000 lb. (FA233 (02233)) Axle, 7.370" Length, 1.250" - 12 Threads, (Left Hand Threads, Design Allows Ease Of Installation) Left	ES2210L ‡	1	
	9,000 lb. (FA109 (02109), FA118 (02118), FA309 (02309)) Axle, 10,800 lb. (FA127 (02127), FA329 (02329)) Axle, 12,000 lb. (FA139 (02139), FA226 (02226), FA339 (02339)) Axle, 14,000 lb. (FA342 (02342)) Axle, 9.180" Length, 1.125" - 12 Threads, (Greaseable, Greaseable Socket Reduces Corrosion/Wear) Left	ES411L ‡	1	
	9,000 lb. (FA109 (02109), FA118 (02118), FA309 (02309)) Axle, 10,800 lb. (FA127 (02127), FA329 (02329)) Axle, 12,000 lb. (FA139 (02139), FA226 (02226), FA339 (02339)) Axle, 14,000 lb. (FA342 (02342)) Axle, 9.180" Length, 1.125" - 12 Threads, (Greaseable, Greaseable Socket Reduces Corrosion/Wear) Right	ES411R ‡	1	
	12,000 lb. (I-120S (02ADD)) Axle, 9.430" Length, 1.125" - 12 Threads Left	ES3219L	1	
	12,000 lb. (I-120S (02ADD)) Axle, 9.430" Length, 1.125" - 12 Threads Right	ES3220R	1	
	12,000 lb. (I-120, I-120S (02ADD)) Axle, 13,200 lb. (I-132) Axle, 14,000 lb. (I-140S (02ADE)) Axle, Antilock Brakes, 5.440" Length, 1.125" - 12 Threads, (Greaseable Socket Reduces Corrosion/Wear) Left	ES3217L ‡	1	
	12,000 lb. (I-120, I-120S (02ADD)) Axle, 13,200 lb. (I-132) Axle, 14,000 lb. (I-140S (02ADE)) Axle, Antilock Brakes, 5.440" Length, 1.125" - 12 Threads, (Greaseable Socket Reduces Corrosion/Wear) Right	ES3218R ‡	1	
	14,000 lb. (I-140S (02ADE)) Axle, Except Antilock Brakes, 9.430" Length, 1.125" - 12 Threads Left	ES3219L	1	
	14,000 lb. (I-140S (02ADE)) Axle, Except Antilock Brakes, 9.430" Length, 1.125" - 12 Threads Right	ES3220R	1	

180, 1800 Series-NAVISTAR/INTERNATIONAL**FRONT SUSPENSION**

Year	Model/Application	Part	P/C Qty	Figure
1800				
Camber Kingpin				
1975-1962	Dana 60 Axle, 1-1/2 Degree Maximum Positive Camber, (Eccentric Bushing, Adjustable Camber Kingpin)	K992 ‡	2	
King Bolt Set				
1983-1978	7,500 lb. (FA101 (02101), I-75) Axle, Double Lock Pin, 1.359" Pin Diameter, 7.970" Length, (Contains Composite Bushing, Two Keyways)	8637C	1	
1983-1962	9,000 lb. (FA105 (02105), FA208 (02208) (02139)) Axle, Double Lock Pin, 1.434" Pin Diameter, 8.500" Length, (Contains Nylon Bushing, Two Keyways)	8519N	1	
	9,000 lb. (FA309 (02309)) Axle, 10,800 lb. (FA329 (02329)) Axle, 12,000 lb. (FA139 (02139), FA339 (02339)) Axle, Double Lock Pin, 1.609" Pin Diameter, 9.660" Length, (Contains Metal Bushing)	8503B	1	
	9,000 lb. (FA309 (02309)) Axle, 10,800 lb. (FA329 (02329)) Axle, 12,000 lb. (FA139 (02139), FA339 (02339)) Axle, Double Lock Pin, 1.609" Pin Diameter, 9.660" Length, (Contains Nylon Bushing)	8567N	1	
	12,000 lb. (FA228 (02228)) Axle, Double Lock Pin, 1.794" Pin Diameter, 10.392" Length, (Contains Metal Bushing, Two Keyways)	8553B	1	
	12,000 lb. (FA215 (02215), FA218 (02218)) Axle, Double Lock Pin, 1.794" Pin Diameter, 9.120" Length, (Contains Metal Bushing, Two Keyways)	8489B	1	
	12,000 lb. (FA215 (02215), FA218 (02218)) Axle, Double Lock Pin, 1.794" Pin Diameter, 9.120" Length, (Contains Nylon Bushing, Two Keyways)	8489N	1	
	16,000 lb. (FA136 (02136)) Axle, Double Lock Pin, 1.999" Pin Diameter, 11.040" Length, (Contains Metal Bushing, Two Keyways)	8518B	1	
	16,000 lb. (FA136 (02136)) Axle, Double Lock Pin, 1.999" Pin Diameter, 11.040" Length, (Contains Nylon Bushing, Two Keyways)	8518N	1	
	9,000 lb. (FA109 (02109)) Axle, Double Lock Pin, 8.850" Length, 1.486" Pin Diameter, (Contains Metal Bushing, Two Keyways)	8645B	1	
	5,000 lb. (FA68 (02068)) Axle, 5,500 lb. (FA72 (02072)) Axle, Single Lock Pin, 1.234" Pin Diameter, 6.750" Length, (Contains Metal Bushing)	8385B	1	
	5,000 lb. (FA68 (02068)) Axle, 5,500 lb. (FA72 (02072)) Axle, Single Lock Pin, 1.249" Pin Diameter, 6.750" Length, (Contains Metal Bushing, Oversize)	8385B015	1	
	9,000 lb. (FA309 (02309)) Axle, Single Lock Pin, 1.609" Pin Diameter, 9.160" Length, (Contains Metal Bushing, One Keyway)	8583B	1	
	9,000 lb. (FA309 (02309)) Axle, Single Lock Pin, 1.609" Pin Diameter, 9.160" Length, (Contains Nylon Bushing, One Keyway)	8583N	1	
	10,800 lb. (FA329 (02329)) Axle, 12,000 lb. (FA139 (02139), FA339 (02339)) Axle, Single Lock Pin, 1.609" Pin Diameter, 9.660" Length, (Contains Metal Bushing)	8581B	1	

NAVISTAR/INTERNATIONAL-180, 1800 Series (Cont.)

FRONT SUSPENSION (Cont.)

Year	Model/Application	Part	P/C Qty	Figure
1800				
King Bolt Set				
1983-1962 (Cont.)	10,800 lb. (FA329 (02329)) Axle, 12,000 lb. (FA139 (02139), FA339 (02339)) Axle, Single Lock Pin, 1.609" Pin Diameter, 9.660" Length, (Contains Nylon Bushing)	8581N	1	
	9,000 lb. (FA309 (02309)) Axle, Single Lock Pin, 1.611" Pin Diameter, 9.160" Length, (Contains Nylon Bushing, Oversize, One Keyway)	8583N002	1	
	10,800 lb. (FA329 (02329)) Axle, 12,000 lb. (FA139 (02139), FA339 (02339)) Axle, Single Lock Pin, 1.611" Pin Diameter, 9.660" Length, (Contains Metal Bushing, Oversize, One Keyway)	8581B002	1	
	10,800 lb. (FA329 (02329)) Axle, 12,000 lb. (FA139 (02139), FA339 (02339)) Axle, Single Lock Pin, 1.611" Pin Diameter, 9.660" Length, (Contains Nylon Bushing, Oversize, One Keyway)	8581N002	1	
	4,700 lb. (FA48 (02048)) Axle, Single Lock Pin, 6.250" Length, 1.110" Pin Diameter, (Contains Metal Bushing, One Keyway, Straight Oil Groove)	8389B	1	
	9,000 lb. (FA109 (02109)) Axle, Single Lock Pin, 8.850" Length, 1.486" Pin Diameter, (Contains Metal Bushing, One Keyway)	8579B	1	
1823				
King Bolt Set				
1982-1980	5,000 lb. (FA71 (02071)) Axle, 5,500 lb. (FA73 (02073)) Axle, 6,000 lb. (I-60 (02073)) Axle, 7,500 lb. (FA101 (02101), I-75 (02101)) Axle, 8,000 lb. (FA104 (02104), I-80) Axle, 1.359" Pin Diameter, 7.970" Length, (Contains Composite Bushing, One Keyway)	8577C	1	
	9,000 lb. (FA109 (02109)) Axle, 1.484" Pin Diameter, 8.850" Length, (Contains Metal Bushing, Two Keyways)	80066B	1	
	9,000 lb. (FA309 (02309), I-90 (02309)) Axle, 10,800 lb. (I-108 (02329)) Axle, 12,000 lb. (I-120 (02339)) Axle, 13,200 lb. (I-132) Axle, 1.609" Pin Diameter, 9.160" Length, (Contains Composite Bushing, Two Keyways)	8610C	1	
	10,800 lb. (FA329 (02329)) Axle, 12,000 lb. (FA339 (02339)) Axle, 1.609" Pin Diameter, 9.660" Length, (Contains Metal Bushing, Two Keyways, Contains Bolts And Washers)	8567B	1	
	9,000 lb. (FA109 (02109)) Axle, 8.850" Length, 1.486" Pin Diameter, (Contains Metal Bushing, Oversize, One Keyway)	8579B002	1	
1982-1979	12,000 lb. (I-120S (02ADD)) Axle, 14,000 lb. (I-140S (02ADE)) Axle, 2.046" Pin Diameter, 10.120" Length, (Contains Metal Bushing, Two Keyways)	8657B	1	
	9,000 lb. (I-100S (02ADC)) Axle, 12,000 lb. (I-120S (02ADD)) Axle, 14,000 lb. (I-140S (02ADE)) Axle, 9.870" Length, 1.921" Pin Diameter, (Contains Metal Bushing, Two Keyways)	8655B	1	
	5,000 lb. (FA71 (02071), I-50 (02071), I-80) Axle, 5,500 lb. (FA73 (02073)) Axle, 6,000 lb. (I-60) Axle, 7,500 lb. (FA101 (02101), I-75) Axle, 8,000 lb. (FA104 (02104)) Axle, Double Lock Pin, 1.359" Pin Diameter, 7.970" Length, (Contains Composite Bushing, Two Keyways)	8637C	1	
	7,500 lb. (I-75 (02101)) Axle, 8,000 lb. (I-80) Axle, Double Lock Pin, 1.359" Pin Diameter, 7.970" Length, (Contains Metal Bushing, Two Keyways)	8637B	1	
	9,000 lb. (FA309 (02309), I-90 (02309)) Axle, Double Lock Pin, 1.609" Pin Diameter, 9.160" Length, (Contains Metal Bushing, Two Keyways)	8610B	1	
	10,800 lb. (FA329 (02329)) Axle, 12,000 lb. (FA339 (02339)) Axle, Double Lock Pin, 1.609" Pin Diameter, 9.660" Length, (Contains Metal Bushing)	8503B	1	
	9,000 lb. (FA118 (02118)) Axle, 10,800 lb. (FA127 (02127), I-108 (02329)) Axle, 12,000 lb. (FA139 (02139), I-120 (02339)) Axle, 14,000 lb. (FA342 (02342)) Axle, Double Lock Pin, 1.609" Pin Diameter, 9.660" Length, (Contains Metal Bushing, Bolts And Washers Not Included)	8617B	1	
	10,800 lb. (FA329 (02329)) Axle, 12,000 lb. (FA339 (02339)) Axle, Double Lock Pin, 1.609" Pin Diameter, 9.660" Length, (Contains Nylon Bushing)	8567N	1	
	12,000 lb. (FA226 (02226), FA227 (02227)) Axle, Double Lock Pin, 1.794" Pin Diameter, 10.392" Length, (Contains Metal Bushing, Two Keyways)	8590B	1	
	16,000 lb. (FA231 (02231)) Axle, 18,000 lb. (FA232 (02232)) Axle, 20,000 lb. (FA233 (02233)) Axle, Double Lock Pin, 1.999" Pin Diameter, 11.212" Length, (Contains Metal Bushing, Two Keyways)	8571B	1	
	9,000 lb. (FA109 (02109)) Axle, Double Lock Pin, 8.850" Length, 1.486" Pin Diameter, (Contains Metal Bushing, Two Keyways)	8645B	1	
	5,000 lb. (I-50 (02071)) Axle, 6,000 lb. (I-60 (02073)) Axle, 7,500 lb. (FA101 (02101), I-75 (02101)) Axle, 8,000 lb. (FA104 (02104)) Axle, Single Lock Pin, 1.359" Pin Diameter, 7.970" Length, (Contains Metal Bushing, One Keyway)	8577B	1	
	5,000 lb. (I-50 (02071)) Axle, 6,000 lb. (I-60 (02073)) Axle, 7,500 lb. (FA101 (02101), I-75 (02101)) Axle, 8,000 lb. (FA104 (02104)) Axle, Single Lock Pin, 1.361" Pin Diameter, 7.970" Length, (Contains Composite Bushing, Oversize, One Keyway)	8577C002	1	
	5,000 lb. (I-50 (02071)) Axle, 6,000 lb. (I-60 (02073)) Axle, 7,500 lb. (FA101 (02101), I-75 (02101)) Axle, 8,000 lb. (FA104 (02104)) Axle, Single Lock Pin, 1.369" Pin Diameter, 7.970" Length, (Contains Metal Bushing, Oversize)	8577B010	1	
	9,000 lb. (FA309 (02309)) Axle, Single Lock Pin, 1.609" Pin Diameter, 9.160" Length, (Contains Metal Bushing, One Keyway)	8583B	1	
	9,000 lb. (FA309 (02309)) Axle, Single Lock Pin, 1.609" Pin Diameter, 9.160" Length, (Contains Nylon Bushing, One Keyway)	8583N	1	
	9,000 lb. (FA118 (02118)) Axle, 12,000 lb. (FA139 (02139)) Axle, Single Lock Pin, 1.609" Pin Diameter, 9.660" Length, (Contains Metal Bushing)	8581B	1	
	9,000 lb. (FA118 (02118)) Axle, 12,000 lb. (FA139 (02139)) Axle, Single Lock Pin, 1.609" Pin Diameter, 9.660" Length, (Contains Nylon Bushing)	8581N	1	
	9,000 lb. (FA309 (02309)) Axle, Single Lock Pin, 1.611" Pin Diameter, 9.160" Length, (Contains Nylon Bushing, Oversize, One Keyway)	8583N002	1	
	9,000 lb. (FA118 (02118)) Axle, 12,000 lb. (FA339 (02339)) Axle, Single Lock Pin, 1.611" Pin Diameter, 9.660" Length, (Contains Metal Bushing, Oversize, One Keyway)	8581B002	1	
	9,000 lb. (FA118 (02118)) Axle, 12,000 lb. (FA139 (02139)) Axle, Single Lock Pin, 1.611" Pin Diameter, 9.660" Length, (Contains Nylon Bushing, Oversize, One Keyway)	8581N002	1	
	9,000 lb. (FA109 (02109)) Axle, Single Lock Pin, 8.850" Length, 1.486" Pin Diameter, (Contains Metal Bushing, One Keyway)	8579B	1	

(Cont.) 180, 1800 Series-NAVISTAR/INTERNATIONAL

FRONT SUSPENSION (Cont.)

Year	Model/Application	Part	P/C Qty	Figure
1823				
Leaf Spring Bolt				
1982-1979	All Axle Codes With Heavy Duty Springs Except 02071, 02073, 02101, All Axle Codes With Regular Springs Except 02073, 2101	Front K150336	2	
	All Axle Codes With Heavy Duty Springs Except 02071, 02073, 02101, All Axle Codes With Regular Springs Except 02073, 2101	Rear K150335	4	
1824				
King Bolt Set				
1984-1981	10,800 lb. (I-108 (02329)) Axle, 12,000 lb. (I-120 (02339)) Axle, 13,200 lb. (I-132) Axle, 14,000 lb. (FA342 (02342)) Axle, Double Lock Pin, 1.609" Pin Diameter, 9.660" Length, (Contains Metal Bushing, Bolts And Washers Not Included)	8617B	1	
1984-1979	5,000 lb. (FA71 (02071), I-50 (02071)) Axle, 5,500 lb. (FA73 (02073)) Axle, 6,000 lb. (I-60 (02073)) Axle, 7,500 lb. (FA101 (02101), I-75 (02101)) Axle, 8,000 lb. (FA104 (02104), I-80) Axle, 1.359" Pin Diameter, 7.970" Length, (Contains Composite Bushing, One Keyway)	8577C	1	
	5,000 lb. (FA71 (02071), I-50 (02071)) Axle, 5,500 lb. (FA73 (02073)) Axle, 6,000 lb. (I-60 (02073)) Axle, 7,500 lb. (FA101 (02101), I-75 (02101)) Axle, 8,000 lb. (FA104 (02104), I-80) Axle, 1.361" Pin Diameter, 7.970" Length, (Contains Composite Bushing, Oversize, One Keyway)	8577C002	1	
	9,000 lb. (FA309 (02309), I-90 (02309)) Axle, 10,800 lb. (I-108 (02329)) Axle, 12,000 lb. (I-120 (02339)) Axle, 13,200 lb. (I-132) Axle, 1.609" Pin Diameter, 9.160" Length, (Contains Composite Bushing, Two Keyways)	8610C	1	
	9,000 lb. (FA309 (02309), I-90 (02309)) Axle, 1.609" Pin Diameter, 9.160" Length, (Contains Nylon Bushing, One Keyway)	8583N	1	
	9,000 lb. (FA118 (02118)) Axle, 10,800 lb. (FA127 (02127)) Axle, 12,000 lb. (FA139 (02139), FA339 (02339)) Axle, 1.609" Pin Diameter, 9.660" Length, (Contains Metal Bushing, Two Keyways, Contains Bolts And Washers)	8567B	1	
	9,000 lb. (FA309 (02309), I-90 (02309)) Axle, 1.611" Pin Diameter, 9.160" Length, (Contains Nylon Bushing, Oversize, One Keyway)	8583N002	1	
	10,800 lb. (FA127 (02127), FA329 (02329)) Axle, 12,000 lb. (FA139 (02139), FA339 (02339)) Axle, 1.611" Pin Diameter, 9.660" Length, (Contains Metal Bushing, Oversize, One Keyway)	8581B002	1	
	9,000 lb. (FA118 (02118)) Axle, 10,800 lb. (FA127 (02127), I-108 (02329)) Axle, 12,000 lb. (FA139 (02139), I-120 (02339)) Axle, 13,200 lb. (I-132) Axle, 1.611" Pin Diameter, 9.660" Length, (Contains Nylon Bushing, Oversize, One Keyway)	8581N002	1	
	12,000 lb. (FA226 (02226)) Axle, 1.794" Pin Diameter, 10.392" Length, (Contains Metal Bushing, Two Keyways)	8590B	1	
	18,000 lb. (FA232 (02232)) Axle, 20,000 lb. (FA233 (02233)) Axle, 1.999" Pin Diameter, 11.212" Length, (Contains Metal Bushing, Two Keyways)	8571B	1	
	9,000 lb. (FA109 (02109)) Axle, 8.850" Length, 1.486" Pin Diameter, (Contains Metal Bushing, Oversize, One Keyway)	8579B002	1	
	5,000 lb. (FA71 (02071), I-50 (02071)) Axle, 5,500 lb. (FA73 (02073)) Axle, 6,000 lb. (I-60 (02073)) Axle, 7,500 lb. (FA101 (02101), I-75 (02101)) Axle, 8,000 lb. (FA104 (02104), I-80) Axle, Double Lock Pin, 1.359" Pin Diameter, 7.970" Length, (Contains Composite Bushing, Two Keyways)	8637C	1	
	5,000 lb. (FA71 (02071), I-50 (02071)) Axle, 5,500 lb. (FA73 (02073)) Axle, 6,000 lb. (I-60 (02073)) Axle, 7,500 lb. (FA101 (02101), I-75 (02101)) Axle, 8,000 lb. (FA104 (02104), I-80) Axle, Double Lock Pin, 1.359" Pin Diameter, 7.970" Length, (Contains Metal Bushing, Two Keyways)	8637B	1	
	9,000 lb. (FA309 (02309), I-90 (02309)) Axle, Double Lock Pin, 1.609" Pin Diameter, 9.160" Length, (Contains Metal Bushing, Two Keyways)	8610B	1	
	9,000 lb. (FA118 (02118)) Axle, 10,800 lb. (FA127 (02127)) Axle, 14,000 lb. (FA342 (02342)) Axle, Double Lock Pin, 1.609" Pin Diameter, 9.660" Length, (Contains Nylon Bushing)	8567N	1	
	9,000 lb. (FA109 (02109)) Axle, Double Lock Pin, 8.850" Length, 1.486" Pin Diameter, (Contains Metal Bushing, Two Keyways)	8645B	1	
	5,000 lb. (FA71 (02071), I-50 (02071)) Axle, 5,500 lb. (FA73 (02073)) Axle, 6,000 lb. (I-60 (02073)) Axle, 7,500 lb. (FA101 (02101), I-75 (02101)) Axle, 8,000 lb. (FA104 (02104), I-80) Axle, Single Lock Pin, 1.359" Pin Diameter, 7.970" Length, (Contains Metal Bushing, One Keyway)	8577B	1	
	9,000 lb. (FA309 (02309)) Axle, Single Lock Pin, 1.609" Pin Diameter, 9.160" Length, (Contains Metal Bushing, One Keyway)	8583B	1	
	9,000 lb. (FA118 (02118)) Axle, 10,800 lb. (FA127 (02127), FA329 (02329)) Axle, 12,000 lb. (FA139 (02139), FA339 (02339)) Axle, Single Lock Pin, 1.609" Pin Diameter, 9.660" Length, (Contains Metal Bushing)	8581B	1	
	9,000 lb. (FA118 (02118)) Axle, 10,800 lb. (FA127 (02127), I-108 (02329)) Axle, 12,000 lb. (FA139 (02139), I-120 (02339)) Axle, 13,200 lb. (I-132) Axle, Single Lock Pin, 1.609" Pin Diameter, 9.660" Length, (Contains Nylon Bushing)	8581N	1	
	9,000 lb. (FA109 (02109)) Axle, Single Lock Pin, 8.850" Length, 1.486" Pin Diameter, (Contains Metal Bushing, One Keyway)	8579B	1	
1983-1979	9,000 lb. (FA109 (02109)) Axle, 1.484" Pin Diameter, 8.850" Length, (Contains Metal Bushing, Two Keyways)	80066B	1	
1979	10,800 lb. (FA329 (02329), I-108 (02329)) Axle, 12,000 lb. (I-120 (02339)) Axle, 13,200 lb. (I-132) Axle, 14,000 lb. (FA342 (02342)) Axle, Double Lock Pin, 1.609" Pin Diameter, 9.660" Length, (Contains Metal Bushing, Bolts And Washers Not Included)	8617B	1	
Leaf Spring Bolt				
1983-1979	All Axle Codes With Heavy Duty Springs Except 02071, 02073, 02101, All Axle Codes With Regular Springs Except 02073, 2101	Front K150336	2	
	All Axle Codes With Heavy Duty Springs Except 02071, 02073, 02101, All Axle Codes With Regular Springs Except 02073, 2101	Rear K150335	4	

NAVISTAR/INTERNATIONAL-180, 1800 Series (Cont.)

FRONT SUSPENSION (Cont.)

Year	Model/Application	Part	P/C Qty	Figure
1853				
King Bolt Set				
1988-1981	5,000 lb. (FA71 (02071)) Axle, 5,500 lb. (FA73 (02073)) Axle, 6,000 lb. (I-60 (02073)) Axle, 7,500 lb. (FA101 (02101), I-75 (02101)) Axle, 8,000 lb. (FA104 (02104), I-80) Axle, 1.359" Pin Diameter, 7.970" Length, (Contains Composite Bushing, One Keyway)	8577C	1	
	5,000 lb. (FA71 (02071), I-50 (02071)) Axle, 6,000 lb. (FA73, I-60 (02073)) Axle, 7,500 lb. (FA101 (02101), I-75 (02101)) Axle, 8,000 lb. (FA104 (02104), I-80) Axle, 1.361" Pin Diameter, 7.970" Length, (Contains Composite Bushing, Oversize, One Keyway)	8577C002	1	
	9,000 lb. (FA109 (02109)) Axle, 1.484" Pin Diameter, 8.850" Length, (Contains Metal Bushing, Two Keyways)	80066B	1	
	9,000 lb. (FA309 (02309), I-90 (02309)) Axle, 10,800 lb. (I-108 (02329)) Axle, 12,000 lb. (I-120 (02339)) Axle, 13,200 lb. (I-132) Axle, 1.609" Pin Diameter, 9.160" Length, (Contains Composite Bushing, Two Keyways)	8610C	1	
	9,000 lb. (FA309 (02309), I-90 (02309)) Axle, 1.609" Pin Diameter, 9.160" Length, (Contains Nylon Bushing, One Keyway)	8583N	1	
	10,800 lb. (FA329 (02329)) Axle, 12,000 lb. (FA339 (02339)) Axle, 1.609" Pin Diameter, 9.660" Length, (Contains Metal Bushing, Two Keyways, Contains Bolts And Washers)	8567B	1	
	9,000 lb. (FA309 (02309), I-90 (02309)) Axle, 1.611" Pin Diameter, 9.160" Length, (Contains Nylon Bushing, Oversize, One Keyway)	8583N002	1	
	10,800 lb. (FA127 (02127), FA329 (02329)) Axle, 12,000 lb. (FA139 (02139), FA339 (02339)) Axle, 1.611" Pin Diameter, 9.660" Length, (Contains Metal Bushing, Oversize, One Keyway)	8581B002	1	
	9,000 lb. (FA118 (02118)) Axle, 10,800 lb. (FA127 (02127), I-108 (02329)) Axle, 12,000 lb. (FA139 (02139), I-120 (02339)) Axle, 13,200 lb. (I-132) Axle, 1.611" Pin Diameter, 9.660" Length, (Contains Nylon Bushing, Oversize, One Keyway)	8581N002	1	
	12,000 lb. (FA226 (02226)) Axle, 1.794" Pin Diameter, 10.392" Length, (Contains Metal Bushing, Two Keyways)	8590B	1	
	18,000 lb. (FA232 (02232)) Axle, 20,000 lb. (FA233 (02233)) Axle, 1.999" Pin Diameter, 11.212" Length, (Contains Metal Bushing, Two Keyways)	8571B	1	
	9,000 lb. (FA109 (02109)) Axle, 8.850" Length, 1.486" Pin Diameter, (Contains Metal Bushing, Oversize, One Keyway)	8579B002	1	
	5,000 lb. (FA71 (02071), I-50 (02071)) Axle, 5,500 lb. (FA73 (02073)) Axle, 6,000 lb. (I-60 (02073)) Axle, 7,500 lb. (FA101 (02101), I-75 (02101)) Axle, 8,000 lb. (FA104 (02104), I-80) Axle, Double Lock Pin, 1.359" Pin Diameter, 7.970" Length, (Contains Composite Bushing, Two Keyways)	8637C	1	
	5,000 lb. (FA71 (02071), I-50 (02071)) Axle, 5,500 lb. (FA73 (02073)) Axle, 6,000 lb. (I-60 (02073)) Axle, 7,500 lb. (FA101 (02101), I-75 (02101)) Axle, 8,000 lb. (FA104 (02104), I-80) Axle, Double Lock Pin, 1.359" Pin Diameter, 7.970" Length, (Contains Metal Bushing, Two Keyways)	8637B	1	
	9,000 lb. (FA309 (02309), I-90 (02309)) Axle, Double Lock Pin, 1.609" Pin Diameter, 9.160" Length, (Contains Metal Bushing, Two Keyways)	8610B	1	
	9,000 lb. (FA118 (02118)) Axle, 10,800 lb. (FA127 (02127), I-108 (02329)) Axle, 12,000 lb. (FA139 (02139), I-120 (02339)) Axle, 13,200 lb. (I-132) Axle, 14,000 lb. (FA342 (02342)) Axle, Double Lock Pin, 1.609" Pin Diameter, 9.660" Length, (Contains Metal Bushing, Bolts And Washers Not Included)	8617B	1	
	10,800 lb. (FA329 (02329)) Axle, Double Lock Pin, 1.609" Pin Diameter, 9.660" Length, (Contains Nylon Bushing)	8567N	1	
	9,000 lb. (FA109 (02109)) Axle, Double Lock Pin, 8.850" Length, 1.486" Pin Diameter, (Contains Metal Bushing, Two Keyways)	8645B	1	
	5,000 lb. (FA71 (02071), I-50) Axle, 5,500 lb. (FA73 (02073)) Axle, 6,000 lb. (I-60 (02073)) Axle, 7,500 lb. (FA101 (02101), I-75 (02101)) Axle, 8,000 lb. (FA104 (02104), I-80) Axle, Single Lock Pin, 1.359" Pin Diameter, 7.970" Length, (Contains Metal Bushing, One Keyway)	8577B	1	
	9,000 lb. (FA309 (02309)) Axle, Single Lock Pin, 1.609" Pin Diameter, 9.160" Length, (Contains Metal Bushing, One Keyway)	8583B	1	
	9,000 lb. (FA118 (02118)) Axle, 10,800 lb. (FA127 (02127), FA329 (02329)) Axle, 12,000 lb. (FA139 (02139), FA339 (02339)) Axle, Single Lock Pin, 1.609" Pin Diameter, 9.660" Length, (Contains Metal Bushing)	8581B	1	
	9,000 lb. (FA118 (02118)) Axle, 10,800 lb. (FA127 (02127), I-108 (02329)) Axle, 12,000 lb. (FA139 (02139), I-120 (02339)) Axle, 13,200 lb. (I-132) Axle, Single Lock Pin, 1.609" Pin Diameter, 9.660" Length, (Contains Nylon Bushing)	8581N	1	
	9,000 lb. (FA109 (02109)) Axle, Single Lock Pin, 8.850" Length, 1.486" Pin Diameter, (Contains Metal Bushing, One Keyway)	8579B	1	
Leaf Spring Bolt				
1987-1980	All Axle Codes With Heavy Duty Springs Except 02071, 02073, 02101, All Axle Codes With Regular Springs Except 02073, 2101	Front K150336	2	
	All Axle Codes With Heavy Duty Springs Except 02071, 02073, 02101, All Axle Codes With Regular Springs Except 02073, 2101	Rear K150335	4	
1853FC				
King Bolt Set				
1981-1980	5,000 lb. (FA71 (02071), I-50 (02071), I-80) Axle, 5,500 lb. (FA73 (02073)) Axle, 6,000 lb. (I-60) Axle, 7,500 lb. (FA101 (02101), I-75) Axle, 8,000 lb. (FA104 (02104)) Axle, Double Lock Pin, 1.359" Pin Diameter, 7.970" Length, (Contains Composite Bushing, Two Keyways)	8637C	1	
1890				
Camber Kingpin				
1971-1962	Dana 60 Axle, 1-1/2 Degree Maximum Positive Camber, (Eccentric Bushing, Adjustable Camber Kingpin)	K992 ‡	2	
King Bolt Set				
1971-1962	9,000 lb. (FA105 (02105), FA208 (02208) (02139)) Axle, Double Lock Pin, 1.434" Pin Diameter, 8.500" Length, (Contains Nylon Bushing, Two Keyways)	8519N	1	

(Cont.) 180, 1800 Series-NAVISTAR/INTERNATIONAL

FRONT SUSPENSION (Cont.)

Year	Model/Application	Part	P/C Qty	Figure
1890				
King Bolt Set				
1971-1962 (Cont.)	9,000 lb. (FA309 (02309)) Axle, 10,800 lb. (FA329 (02329)) Axle, 12,000 lb. (FA139 (02139), FA339 (02339)) Axle, Double Lock Pin, 1.609" Pin Diameter, 9.660" Length, (Contains Metal Bushing)	8503B	1	
	9,000 lb. (FA309 (02309)) Axle, 10,800 lb. (FA329 (02329)) Axle, 12,000 lb. (FA139 (02139), FA339 (02339)) Axle, Double Lock Pin, 1.609" Pin Diameter, 9.660" Length, (Contains Nylon Bushing)	8567N	1	
	12,000 lb. (FA228 (02228)) Axle, Double Lock Pin, 1.794" Pin Diameter, 10.392" Length, (Contains Metal Bushing, Two Keyways)	8553B	1	
	12,000 lb. (FA215 (02215), FA218 (02218)) Axle, Double Lock Pin, 1.794" Pin Diameter, 9.120" Length, (Contains Metal Bushing, Two Keyways)	8489B	1	
	12,000 lb. (FA215 (02215), FA218 (02218)) Axle, Double Lock Pin, 1.794" Pin Diameter, 9.120" Length, (Contains Nylon Bushing, Two Keyways)	8489N	1	
	16,000 lb. (FA136 (02136)) Axle, Double Lock Pin, 1.999" Pin Diameter, 11.040" Length, (Contains Metal Bushing, Two Keyways)	8518B	1	
	16,000 lb. (FA136 (02136)) Axle, Double Lock Pin, 1.999" Pin Diameter, 11.040" Length, (Contains Nylon Bushing, Two Keyways)	8518N	1	
	9,000 lb. (FA109 (02109)) Axle, Double Lock Pin, 8.850" Length, 1.486" Pin Diameter, (Contains Metal Bushing, Two Keyways)	8645B	1	
	5,000 lb. (FA68 (02068)) Axle, 5,500 lb. (FA72 (02072)) Axle, Single Lock Pin, 1.234" Pin Diameter, 6.750" Length, (Contains Metal Bushing)	8385B	1	
	5,000 lb. (FA68 (02068)) Axle, 5,500 lb. (FA72 (02072)) Axle, Single Lock Pin, 1.249" Pin Diameter, 6.750" Length, (Contains Metal Bushing, Oversize)	8385B015	1	
	9,000 lb. (FA309 (02309)) Axle, Single Lock Pin, 1.609" Pin Diameter, 9.160" Length, (Contains Metal Bushing, One Keyway)	8583B	1	
	9,000 lb. (FA309 (02309)) Axle, Single Lock Pin, 1.609" Pin Diameter, 9.160" Length, (Contains Nylon Bushing, One Keyway)	8583N	1	
	10,800 lb. (FA329 (02329)) Axle, 12,000 lb. (FA139 (02139), FA339 (02339)) Axle, Single Lock Pin, 1.609" Pin Diameter, 9.660" Length, (Contains Metal Bushing)	8581B	1	
	10,800 lb. (FA329 (02329)) Axle, 12,000 lb. (FA139 (02139), FA339 (02339)) Axle, Single Lock Pin, 1.609" Pin Diameter, 9.660" Length, (Contains Nylon Bushing)	8581N	1	
	9,000 lb. (FA309 (02309)) Axle, Single Lock Pin, 1.611" Pin Diameter, 9.160" Length, (Contains Nylon Bushing, Oversize, One Keyway)	8583N002	1	
	10,800 lb. (FA329 (02329)) Axle, 12,000 lb. (FA139 (02139), FA339 (02339)) Axle, Single Lock Pin, 1.611" Pin Diameter, 9.660" Length, (Contains Metal Bushing, Oversize, One Keyway)	8581B002	1	
	10,800 lb. (FA329 (02329)) Axle, 12,000 lb. (FA139 (02139), FA339 (02339)) Axle, Single Lock Pin, 1.611" Pin Diameter, 9.660" Length, (Contains Nylon Bushing, Oversize, One Keyway)	8581N002	1	
	4,700 lb. (FA48 (02048)) Axle, Single Lock Pin, 6.250" Length, 1.110" Pin Diameter, (Contains Metal Bushing, One Keyway, Straight Oil Groove)	8389B	1	
	9,000 lb. (FA109 (02109)) Axle, Single Lock Pin, 8.850" Length, 1.486" Pin Diameter, (Contains Metal Bushing, One Keyway)	8579B	1	
CO1800				
Camber Kingpin				
1969-1963	Dana 60 Axle, 1-1/2 Degree Maximum Positive Camber, (Eccentric Bushing, Adjustable Camber Kingpin)	K992 ‡	2	
King Bolt Set				
1969-1963	16,000 lb. (FA136 (02136)) Axle, 1.999" Pin Diameter, 11.040" Length, (Contains Metal Bushing, Two Keyways)	8518B	1	
	9,000 lb. (FA105 (02105), FA208 (02208) (02139)) Axle, Double Lock Pin, 1.434" Pin Diameter, 8.500" Length, (Contains Nylon Bushing, Two Keyways)	8519N	1	
	9,000 lb. (FA309 (02309)) Axle, 10,500 lb. (FA329) Axle, 10,800 lb. (FA329 (02329)) Axle, 12,000 lb. (FA139 (02139), FA339 (02339)) Axle, Double Lock Pin, 1.609" Pin Diameter, 9.660" Length, (Contains Metal Bushing)	8503B	1	
	9,000 lb. (FA309 (02309)) Axle, 10,500 lb. (FA329) Axle, 10,800 lb. (FA329 (02329)) Axle, 12,000 lb. (FA139 (02139), FA339 (02339)) Axle, Double Lock Pin, 1.609" Pin Diameter, 9.660" Length, (Contains Nylon Bushing)	8567N	1	
	12,000 lb. (FA228 (02228)) Axle, Double Lock Pin, 1.794" Pin Diameter, 10.392" Length, (Contains Metal Bushing, Two Keyways)	8553B	1	
	12,000 lb. (FA215 (02215), FA218 (02218)) Axle, Double Lock Pin, 1.794" Pin Diameter, 9.120" Length, (Contains Metal Bushing, Two Keyways)	8489B	1	
	12,000 lb. (FA215 (02215), FA218 (02218)) Axle, Double Lock Pin, 1.794" Pin Diameter, 9.120" Length, (Contains Nylon Bushing, Two Keyways)	8489N	1	
	16,000 lb. (FA136 (02136)) Axle, Double Lock Pin, 1.999" Pin Diameter, 11.040" Length, (Contains Metal Bushing, Two Keyways)	8518B	1	
	16,000 lb. (FA136 (02136)) Axle, Double Lock Pin, 1.999" Pin Diameter, 11.040" Length, (Contains Nylon Bushing, Two Keyways)	8518N	1	
	9,000 lb. (FA109 (02109)) Axle, Double Lock Pin, 8.850" Length, 1.486" Pin Diameter, (Contains Metal Bushing, Two Keyways)	8645B	1	
	5,000 lb. (FA68 (02068)) Axle, 5,500 lb. (FA72 (02072)) Axle, Single Lock Pin, 1.234" Pin Diameter, 6.750" Length, (Contains Metal Bushing)	8385B	1	
	5,000 lb. (FA68 (02068)) Axle, 5,500 lb. (FA72 (02072)) Axle, Single Lock Pin, 1.249" Pin Diameter, 6.750" Length, (Contains Metal Bushing, Oversize)	8385B015	1	
	9,000 lb. (FA309 (02309)) Axle, Single Lock Pin, 1.609" Pin Diameter, 9.160" Length, (Contains Metal Bushing, One Keyway)	8583B	1	
	9,000 lb. (FA309 (02309)) Axle, Single Lock Pin, 1.609" Pin Diameter, 9.160" Length, (Contains Nylon Bushing, One Keyway)	8583N	1	
	10,500 lb. (FA329) Axle, 10,800 lb. (FA329 (02329)) Axle, 12,000 lb. (FA139 (02139), FA339 (02339)) Axle, Single Lock Pin, 1.609" Pin Diameter, 9.660" Length, (Contains Metal Bushing)	8581B	1	

NAVISTAR/INTERNATIONAL-180, 1800 Series (Cont.)

FRONT SUSPENSION (Cont.)

Year	Model/Application	Part	P/C Qty	Figure
CO1800				
King Bolt Set				
1969-1963 (Cont.)	10,500 lb. (FA329) Axle, 10,800 lb. (FA329 (02329)) Axle, 12,000 lb. (FA139 (02139), FA339 (02339)) Axle, Single Lock Pin, 1.609" Pin Diameter, 9.660" Length, (Contains Nylon Bushing)	8581N	1	
	9,000 lb. (FA309 (02309)) Axle, Single Lock Pin, 1.611" Pin Diameter, 9.160" Length, (Contains Nylon Bushing, Oversize, One Keyway)	8583N002	1	
	10,500 lb. (FA329) Axle, 10,800 lb. (FA329 (02329)) Axle, 12,000 lb. (FA139 (02139), FA339 (02339)) Axle, Single Lock Pin, 1.611" Pin Diameter, 9.660" Length, (Contains Metal Bushing, Oversize, One Keyway)	8581B002	1	
	10,500 lb. (FA329) Axle, 10,800 lb. (FA329 (02329)) Axle, 12,000 lb. (FA139 (02139), FA339 (02339)) Axle, Single Lock Pin, 1.611" Pin Diameter, 9.660" Length, (Contains Nylon Bushing, Oversize, One Keyway)	8581N002	1	
	4,700 lb. (FA48 (02048)) Axle, Single Lock Pin, 6.250" Length, 1.110" Pin Diameter, (Contains Metal Bushing, One Keyway, Straight Oil Groove)	8389B	1	
	9,000 lb. (FA109 (02109)) Axle, Single Lock Pin, 8.850" Length, 1.486" Pin Diameter, (Contains Metal Bushing, One Keyway)	8579B	1	
CO1810A				
Leaf Spring Bolt				
1973-1970	Axle Code 02219	Front	K150342	2
CO1810B				
Leaf Spring Bolt				
1979-1973	Axle Code 02219	Front	K150342	2
CO1830A				
Leaf Spring Bolt				
1971-1970	Axle Code 02219	Front	K150342	2
CO1850				
Camber Kingpin				
1969-1964	Dana 60 Axle, 1-1/2 Degree Maximum Positive Camber, (Eccentric Bushing, Adjustable Camber Kingpin)	K992 ‡	2	
King Bolt Set				
1969-1964	16,000 lb. (FA136 (02136)) Axle, 1.999" Pin Diameter, 11.040" Length, (Contains Metal Bushing, Two Keyways)	8518B	1	
	9,000 lb. (FA105 (02105), FA208 (02208) (02139)) Axle, Double Lock Pin, 1.434" Pin Diameter, 8.500" Length, (Contains Nylon Bushing, Two Keyways)	8519N	1	
	9,000 lb. (FA309 (02309)) Axle, 10,500 lb. (FA329) Axle, 10,800 lb. (FA329 (02329)) Axle, 12,000 lb. (FA139 (02139), FA339 (02339)) Axle, Double Lock Pin, 1.609" Pin Diameter, 9.660" Length, (Contains Metal Bushing)	8503B	1	
	9,000 lb. (FA309 (02309)) Axle, 10,500 lb. (FA329) Axle, 10,800 lb. (FA329 (02329)) Axle, 12,000 lb. (FA139 (02139), FA339 (02339)) Axle, Double Lock Pin, 1.609" Pin Diameter, 9.660" Length, (Contains Nylon Bushing)	8567N	1	
	12,000 lb. (FA228 (02228)) Axle, Double Lock Pin, 1.794" Pin Diameter, 10.392" Length, (Contains Metal Bushing, Two Keyways)	8553B	1	
	12,000 lb. (FA215 (02215), FA218 (02218)) Axle, Double Lock Pin, 1.794" Pin Diameter, 9.120" Length, (Contains Metal Bushing, Two Keyways)	8489B	1	
	12,000 lb. (FA215 (02215), FA218 (02218)) Axle, Double Lock Pin, 1.794" Pin Diameter, 9.120" Length, (Contains Nylon Bushing, Two Keyways)	8489N	1	
	16,000 lb. (FA136 (02136)) Axle, Double Lock Pin, 1.999" Pin Diameter, 11.040" Length, (Contains Metal Bushing, Two Keyways)	8518B	1	
	16,000 lb. (FA136 (02136)) Axle, Double Lock Pin, 1.999" Pin Diameter, 11.040" Length, (Contains Nylon Bushing, Two Keyways)	8518N	1	
	9,000 lb. (FA109 (02109)) Axle, Double Lock Pin, 8.850" Length, 1.486" Pin Diameter, (Contains Metal Bushing, Two Keyways)	8645B	1	
	5,000 lb. (FA68 (02068)) Axle, 5,500 lb. (FA72 (02072)) Axle, Single Lock Pin, 1.234" Pin Diameter, 6.750" Length, (Contains Metal Bushing)	8385B	1	
	5,000 lb. (FA68 (02068)) Axle, 5,500 lb. (FA72 (02072)) Axle, Single Lock Pin, 1.249" Pin Diameter, 6.750" Length, (Contains Metal Bushing, Oversize)	8385B015	1	
	9,000 lb. (FA309 (02309)) Axle, Single Lock Pin, 1.609" Pin Diameter, 9.160" Length, (Contains Metal Bushing, One Keyway)	8583B	1	
	9,000 lb. (FA309 (02309)) Axle, Single Lock Pin, 1.609" Pin Diameter, 9.160" Length, (Contains Nylon Bushing, One Keyway)	8583N	1	
	10,500 lb. (FA329) Axle, 10,800 lb. (FA329 (02329)) Axle, 12,000 lb. (FA139 (02139), FA339 (02339)) Axle, Single Lock Pin, 1.609" Pin Diameter, 9.660" Length, (Contains Metal Bushing)	8581B	1	
	10,500 lb. (FA329) Axle, 10,800 lb. (FA329 (02329)) Axle, 12,000 lb. (FA139 (02139), FA339 (02339)) Axle, Single Lock Pin, 1.609" Pin Diameter, 9.660" Length, (Contains Nylon Bushing)	8581N	1	
	9,000 lb. (FA309 (02309)) Axle, Single Lock Pin, 1.611" Pin Diameter, 9.160" Length, (Contains Nylon Bushing, Oversize, One Keyway)	8583N002	1	
	10,500 lb. (FA329) Axle, 10,800 lb. (FA329 (02329)) Axle, 12,000 lb. (FA139 (02139), FA339 (02339)) Axle, Single Lock Pin, 1.611" Pin Diameter, 9.660" Length, (Contains Metal Bushing, Oversize, One Keyway)	8581B002	1	
	10,500 lb. (FA329) Axle, 10,800 lb. (FA329 (02329)) Axle, 12,000 lb. (FA139 (02139), FA339 (02339)) Axle, Single Lock Pin, 1.611" Pin Diameter, 9.660" Length, (Contains Nylon Bushing, Oversize, One Keyway)	8581N002	1	

(Cont.) 180, 1800 Series-NAVISTAR/INTERNATIONAL

FRONT SUSPENSION (Cont.)

Year	Model/Application	Part	P/C Qty	Figure
CO1850				
King Bolt Set				
1969-1964 (Cont.)	4,700 lb. (FA48 (02048)) Axle, Single Lock Pin, 6.250" Length, 1.110" Pin Diameter, (Contains Metal Bushing, One Keyway, Straight Oil Groove)	8389B	1	
	9,000 lb. (FA109 (02109)) Axle, Single Lock Pin, 8.850" Length, 1.486" Pin Diameter, (Contains Metal Bushing, One Keyway)	8579B	1	
F1800				
Camber Kingpin				
1975-1962	Dana 60 Axle, 1-1/2 Degree Maximum Positive Camber, (Eccentric Bushing, Adjustable Camber Kingpin)	K992 ‡	2	
King Bolt Set				
1983-1962	16,000 lb. (FA136 (02136)) Axle, 1.999" Pin Diameter, 11.040" Length, (Contains Metal Bushing, Two Keyways)	8518B	1	
	9,000 lb. (FA105 (02105), FA208 (02208)) Axle, Double Lock Pin, 1.434" Pin Diameter, 8.500" Length, (Contains Nylon Bushing, Two Keyways)	8519N	1	
	9,000 lb. (FA309 (02309)) Axle, 10,500 lb. (FA329) Axle, 10,800 lb. (FA329 (02329)) Axle, 12,000 lb. (FA139 (02139), FA339 (02339)) Axle, Double Lock Pin, 1.609" Pin Diameter, 9.660" Length, (Contains Metal Bushing)	8503B	1	
	9,000 lb. (FA309 (02309)) Axle, 10,500 lb. (FA329) Axle, 10,800 lb. (FA329 (02329)) Axle, 12,000 lb. (FA139 (02139), FA339 (02339)) Axle, Double Lock Pin, 1.609" Pin Diameter, 9.660" Length, (Contains Nylon Bushing)	8567N	1	
	12,000 lb. (FA228 (02228)) Axle, Double Lock Pin, 1.794" Pin Diameter, 10.392" Length, (Contains Metal Bushing, Two Keyways)	8553B	1	
	12,000 lb. (FA215 (02215), FA218 (02218)) Axle, Double Lock Pin, 1.794" Pin Diameter, 9.120" Length, (Contains Metal Bushing, Two Keyways)	8489B	1	
	12,000 lb. (FA215 (02215), FA218 (02218)) Axle, Double Lock Pin, 1.794" Pin Diameter, 9.120" Length, (Contains Nylon Bushing, Two Keyways)	8489N	1	
	16,000 lb. (FA136 (02136)) Axle, Double Lock Pin, 1.999" Pin Diameter, 11.040" Length, (Contains Metal Bushing, Two Keyways)	8518B	1	
	16,000 lb. (FA136 (02136)) Axle, Double Lock Pin, 1.999" Pin Diameter, 11.040" Length, (Contains Nylon Bushing, Two Keyways)	8518N	1	
	9,000 lb. (FA109 (02109)) Axle, Double Lock Pin, 8.850" Length, 1.486" Pin Diameter, (Contains Metal Bushing, Two Keyways)	8645B	1	
	5,000 lb. (FA68 (02068)) Axle, 5,500 lb. (FA72 (02072)) Axle, Single Lock Pin, 1.234" Pin Diameter, 6.750" Length, (Contains Metal Bushing)	8385B	1	
	5,000 lb. (FA68 (02068)) Axle, 5,500 lb. (FA72 (02072)) Axle, Single Lock Pin, 1.249" Pin Diameter, 6.750" Length, (Contains Metal Bushing, Oversize)	8385B015	1	
	9,000 lb. (FA309 (02309)) Axle, Single Lock Pin, 1.609" Pin Diameter, 9.160" Length, (Contains Metal Bushing, One Keyway)	8583B	1	
	9,000 lb. (FA309 (02309)) Axle, Single Lock Pin, 1.609" Pin Diameter, 9.160" Length, (Contains Nylon Bushing, One Keyway)	8583N	1	
	10,500 lb. (FA329) Axle, 10,800 lb. (FA329 (02329)) Axle, 12,000 lb. (FA139 (02139), FA339 (02339)) Axle, Single Lock Pin, 1.609" Pin Diameter, 9.660" Length, (Contains Metal Bushing)	8581B	1	
	10,500 lb. (FA329) Axle, 10,800 lb. (FA329 (02329)) Axle, 12,000 lb. (FA139 (02139), FA339 (02339)) Axle, Single Lock Pin, 1.609" Pin Diameter, 9.660" Length, (Contains Nylon Bushing)	8581N	1	
	9,000 lb. (FA309 (02309)) Axle, Single Lock Pin, 1.611" Pin Diameter, 9.160" Length, (Contains Nylon Bushing, Oversize, One Keyway)	8583N002	1	
	10,500 lb. (FA329) Axle, 10,800 lb. (FA329 (02329)) Axle, 12,000 lb. (FA139 (02139), FA339 (02339)) Axle, Single Lock Pin, 1.611" Pin Diameter, 9.660" Length, (Contains Metal Bushing, Oversize, One Keyway)	8581B002	1	
	10,500 lb. (FA329) Axle, 10,800 lb. (FA329 (02329)) Axle, 12,000 lb. (FA139 (02139), FA339 (02339)) Axle, Single Lock Pin, 1.611" Pin Diameter, 9.660" Length, (Contains Nylon Bushing, Oversize, One Keyway)	8581N002	1	
	4,700 lb. (FA48 (02048)) Axle, Single Lock Pin, 6.250" Length, 1.110" Pin Diameter, (Contains Metal Bushing, One Keyway, Straight Oil Groove)	8389B	1	
	9,000 lb. (FA109 (02109)) Axle, Single Lock Pin, 8.850" Length, 1.486" Pin Diameter, (Contains Metal Bushing, One Keyway)	8579B	1	
STEERING				
Year	Model/Application	Part	P/C Qty	Figure
1800				
Drag Link Assembly				
1983-1962	9,000 lb. (FA109 (02109), FA208 (02208) (02139)) Axle, For Steering Codes 05031, 05063, 05261, 05277, 05301, 05302, 15.28" Center To Center	DS973	1	
	7,500 lb. (FA101 (02101)) Axle, For Steering Codes 05031, 05063, 05276, 05299, 14.75" Center To Center	DS970	1	
	5,500 lb. (FA73 (02073)) Axle, For Steering Codes 05165, 05277, 05299, 14.44" Center To Center	DS977	1	
Tie Rod End				
1983-1962	5,000 lb. (FA71 (02071)) Axle, 5,500 lb. (FA73 (02073)) Axle, 7,500 lb. (FA101 (02101)) Axle, 1.000" - 16 Threads, 4.45" Length, (Greaseable Socket Reduces Corrosion/Wear) Left	ES373L ‡	1	
	5,000 lb. (FA71 (02071)) Axle, 5,500 lb. (FA73 (02073)) Axle, 7,500 lb. (FA101 (02101)) Axle, 1.000" - 16 Threads, 4.45" Length, (Greaseable Socket Reduces Corrosion/Wear) Right	ES373R ‡	1	
	9,000 lb. (FA105 (02105), FA208 (02208) (02139)) Axle, 12,000 lb. (FA215 (02215), FA218 (02218)) Axle, 1.125" - 12 Threads, 4.88" Length, (Greaseable Socket Reduces Corrosion/Wear) Left	ES187L ‡	1	

NAVISTAR/INTERNATIONAL-180, 1800 Series (Cont.)

STEERING (Cont.)

Year	Model/Application	Part	P/C Qty	Figure
1800				
Tie Rod End				
1983-1962 (Cont.)	12,000 lb. (FA228 (02228)) Axle, 5.440" Length, 1.125" - 12 Threads, (Greaseable Socket Reduces Corrosion/Wear)	Left	ES423L ‡	1
	12,000 lb. (FA228 (02228)) Axle, 5.440" Length, 1.125" - 12 Threads, (Greaseable Socket Reduces Corrosion/Wear)	Right	ES423R ‡	1
	16,000 lb. (FA136 (02136)) Axle, 5.750" Length, 1.250" - 12 Threads	Left	ES2040R	1
	9,000 lb. (FA109 (02109), FA309 (02309)) Axle, 10,500 lb. (FA329) Axle, 12,000 lb. (FA139 (02139), FA339 (02339)) Axle, 9.180" Length, 1.125" - 12 Threads, (Greaseable, Greaseable Socket Reduces Corrosion/Wear)	Left	ES411L ‡	1
	9,000 lb. (FA109 (02109), FA309 (02309)) Axle, 10,500 lb. (FA329) Axle, 12,000 lb. (FA139 (02139), FA339 (02339)) Axle, 9.180" Length, 1.125" - 12 Threads, (Greaseable, Greaseable Socket Reduces Corrosion/Wear)	Right	ES411R ‡	1
1823				
Drag Link Assembly				
1982-1981	12,000 lb. (I-120) Axle, For Models With Flotation Tires, 17.65" Center To Center		DS1021	1
	12,000 lb. (I-120) Axle, For Models Without Flotation Tires, 18.14" Center To Center, (Greaseable Socket Reduces Corrosion/Wear)		DS979 ‡	1
1982-1979	5,000 lb. (I-50 (02071)) Axle, 6,000 lb. (I-60 (02073)) Axle, 7,500 lb. (I-75 (02101)) Axle, 8,000 lb. (FA104 (02104)) Axle, 16.84" Center To Center, (Greaseable Socket Reduces Corrosion/Wear)		DS1034 ‡	1
	9,000 lb. (I-90 (02309)) Axle, 18.14" Center To Center, (Greaseable Socket Reduces Corrosion/Wear)		DS979 ‡	1
	14,000 lb. (FA342 (02342)) Axle, Adjustable End For Our Drag Link With Steering Codes 05298, 05337, 6.38" Center To Center, (Drag Link End)		ES3178R	1
	14,000 lb. (FA342 (02342)) Axle, For codes 05298, 05337, 17.13" Center To Center		DS1022	1
	10,800 lb. (FA127 (02127)) Axle, 12,000 lb. (FA339 (02339)) Axle, For Steering Code 05335 Without Flotation Tires, 18.14" Center To Center, (Greaseable Socket Reduces Corrosion/Wear)		DS979 ‡	1
	9,000 lb. (FA109 (02109), FA118 (02118), FA309 (02309)) Axle, For Steering Codes 05057, 05333, 05342, 18.14" Center To Center, (Greaseable Socket Reduces Corrosion/Wear)		DS979 ‡	1
	7,500 lb. (FA101 (02101)) Axle, For Steering Codes 05057, 05345, 16.84" Center To Center, (Greaseable Socket Reduces Corrosion/Wear)		DS1034 ‡	1
	10,800 lb. (FA329 (02329)) Axle, For Steering Codes 05058, 05332, 05335 Without Flotation Tires, 18.14" Center To Center, (Greaseable Socket Reduces Corrosion/Wear)		DS979 ‡	1
	5,000 lb. (FA71 (02071)) Axle, 5,500 lb. (FA73 (02073)) Axle, For Steering Codes 05165, 05345, 16.84" Center To Center, (Greaseable Socket Reduces Corrosion/Wear)		DS1034 ‡	1
	10,800 lb. (FA329 (02329)) Axle, 12,000 lb. (FA339 (02339)) Axle, For Steering Codes 05335 With Flotation Tires, 17.65" Center To Center		DS1021	1
	14,000 lb. (SDA-1400) Axle, 16,000 lb. (I-160S) Axle, Sheppard Power Steering Gear M-80, Dual Right, With Code 0, 17.96" Center To Center		DS1281	1
10,800 lb. (I-108 (02329)) Axle, Steering Gear Codes 05PRJ.2016, 17, 42, 54, 69, 80, 99, 2100, 01, 18.14" Center To Center, (Greaseable Socket Reduces Corrosion/Wear)		DS979 ‡	1	
Tie Rod End				
1982-1981	9,000 lb. (FA109 (02109)) Axle, 12,000 lb. (FA226 (02226)) Axle, 13,200 lb. (FA-227) Axle, 5.44" Length, (Greaseable Socket Reduces Corrosion/Wear)	Left Outer	ES423L ‡	1
	9,000 lb. (FA109 (02109)) Axle, 12,000 lb. (FA226 (02226)) Axle, 13,200 lb. (FA-227) Axle, 5.44" Length, (Greaseable Socket Reduces Corrosion/Wear)	Right Outer	ES423R ‡	1
1982-1979	5,000 lb. (FA71 (02071), I-50 (02071)) Axle, 5,500 lb. (FA73 (02073)) Axle, 6,000 lb. (I-60 (02073)) Axle, 7,500 lb. (FA101 (02101), I-75 (02101)) Axle, 8,000 lb. (FA104 (02104)) Axle, 1.000" - 16 Threads, 4.45" Length, (Greaseable Socket Reduces Corrosion/Wear)	Left	ES373L ‡	1
	5,000 lb. (FA71 (02071), I-50 (02071)) Axle, 5,500 lb. (FA73 (02073)) Axle, 6,000 lb. (I-60 (02073)) Axle, 7,500 lb. (FA101 (02101), I-75 (02101)) Axle, 8,000 lb. (FA104 (02104)) Axle, 1.000" - 16 Threads, 4.45" Length, (Greaseable Socket Reduces Corrosion/Wear)	Right	ES373R ‡	1
	12,000 lb. (I-120, I-120S (02ADD)) Axle, 13,200 lb. (I-132) Axle, 10.84" Length, 1.875" - 12 Threads, (Drop End Type)	Left	ES3086L	1
	12,000 lb. (I-120, I-120S (02ADD)) Axle, 13,200 lb. (I-132) Axle, 10.84" Length, 1.875" - 12 Threads, (Drop End Type)	Right	ES3087R	1
	7,500 lb. (S-90) Axle, 9,000 lb. (S-90) Axle, 4.880" Length, 1.125" - 12 Threads	Left	ES3216R	1
	9,000 lb. (I-90 (02309)) Axle, 10,800 lb. (I-108 (02329)) Axle, 12,000 lb. (I-120 (02339)) Axle, 5.440" Length, 1.125" - 14 Threads, (Drop End Type)	Left	ES2613L	1
	16,000 lb. (FA231 (02231)) Axle, 18,000 lb. (FA232 (02232)) Axle, 20,000 lb. (FA233 (02233)) Axle, 7.370" Length, 1.250" - 12 Threads, (Left Hand Threads, Design Allows Ease Of Installation)	Left	ES2210L ‡	1
	9,000 lb. (FA109 (02109), FA118 (02118), FA309 (02309)) Axle, 10,800 lb. (FA127 (02127), FA329 (02329)) Axle, 12,000 lb. (FA139 (02139), FA226 (02226), FA339 (02339)) Axle, 14,000 lb. (FA342 (02342)) Axle, 9.180" Length, 1.125" - 12 Threads, (Greaseable, Greaseable Socket Reduces Corrosion/Wear)	Left	ES411L ‡	1
	9,000 lb. (FA109 (02109), FA118 (02118), FA309 (02309)) Axle, 10,800 lb. (FA127 (02127), FA329 (02329)) Axle, 12,000 lb. (FA139 (02139), FA226 (02226), FA339 (02339)) Axle, 14,000 lb. (FA342 (02342)) Axle, 9.180" Length, 1.125" - 12 Threads, (Greaseable, Greaseable Socket Reduces Corrosion/Wear)	Right	ES411R ‡	1
	12,000 lb. (I-120S (02ADD)) Axle, 9.430" Length, 1.125" - 12 Threads	Left	ES3219L	1
	12,000 lb. (I-120S (02ADD)) Axle, 9.430" Length, 1.125" - 12 Threads	Right	ES3220R	1
	12,000 lb. (I-120, I-120S (02ADD)) Axle, 13,200 lb. (I-132) Axle, 14,000 lb. (I-140S (02ADE)) Axle, Antilock Brakes, 5.440" Length, 1.125" - 12 Threads, (Greaseable Socket Reduces Corrosion/Wear)	Left	ES3217L ‡	1
	12,000 lb. (I-120, I-120S (02ADD)) Axle, 13,200 lb. (I-132) Axle, 14,000 lb. (I-140S (02ADE)) Axle, Antilock Brakes, 5.440" Length, 1.125" - 12 Threads, (Greaseable Socket Reduces Corrosion/Wear)	Right	ES3218R ‡	1
	14,000 lb. (I-140S (02ADE)) Axle, Except Antilock Brakes, 9.430" Length, 1.125" - 12 Threads	Left	ES3219L	1

(Cont.) 180, 1800 Series-NAVISTAR/INTERNATIONAL**STEERING (Cont.)**

Year	Model/Application	Part	P/C Qty	Figure	
1823					
Tie Rod End					
1982-1979 (Cont.)	14,000 lb. (I-140S (02ADE)) Axle, Except Antilock Brakes, 9.430" Length, 1.125" - 12 Threads Right	ES3220R	1		
1824					
Drag Link Assembly					
1984	12,000 lb. (FA139 (02139), FA226 (02226), FA339 (02339), I-120 (02339)) Axle, For Steering Code 05335, 18.14" Center To Center, (Greaseable Socket Reduces Corrosion/Wear) 12,000 lb. (FF942) Axle, Rockwell Axle, 18.14" Center To Center, (Greaseable Socket Reduces Corrosion/Wear)	DS979 ‡ DS979 ‡	1 1		
1984-1979	12,000 lb. (FF941) Axle, 18.14" Center To Center, (Greaseable Socket Reduces Corrosion/Wear) 14,000 lb. (FA342 (02342)) Axle, For codes 05298, 05337 9,000 lb. (FA109 (02109), FA118 (02118), FA309 (02309), I-90 (02309)) Axle, For Steering Codes 05057, 05333, 05342, 18.14" Center To Center, (Greaseable Socket Reduces Corrosion/Wear) 7,500 lb. (FA101 (02101), I-75 (02101)) Axle, For Steering Codes 05057, 05345, 16.84" Center To Center, (Greaseable Socket Reduces Corrosion/Wear) 10,800 lb. (FA127 (02127), FA309, FA329 (02329), I-108 (02329)) Axle, For Steering Codes 05058, 05332, 05335 Without Flotation Tires, 18.14" Center To Center, (Greaseable Socket Reduces Corrosion/Wear) 5,000 lb. (FA71 (02071), I-50 (02071)) Axle, 6,000 lb. (FA73, I-60 (02073)) Axle, For Steering Codes 05165, 05345, 16.84" Center To Center, (Greaseable Socket Reduces Corrosion/Wear)	DS979 ‡ DS1022 DS979 ‡ DS1034 ‡ DS979 ‡ DS1034 ‡	1 1 1 1 1 1		
1983-1982	8,000 lb. (I-80) Axle, 16.84" Center To Center, (Greaseable Socket Reduces Corrosion/Wear)	DS1034 ‡	1		
1983-1979	12,000 lb. (FA139 (02139), FA226 (02226), FA339 (02339), I-120 (02339)) Axle, For Steering Code 05335 Without Flotation Tires, 18.14" Center To Center, (Greaseable Socket Reduces Corrosion/Wear)	DS979 ‡	1		
1980-1979	8,000 lb. (I-80) Axle, 16.84" Center To Center, (Greaseable Socket Reduces Corrosion/Wear)	DS1034 ‡	1		
Tie Rod End					
1984	13,200 lb. (I-132) Axle, 5.440" Length 9,000 lb. (FA109 (02109)) Axle, 12,000 lb. (FA226 (02226)) Axle, 13,200 lb. (FA-227) Axle, 5.440" Length, (Greaseable Socket Reduces Corrosion/Wear) 9,000 lb. (FA109 (02109)) Axle, 12,000 lb. (FA226 (02226)) Axle, 13,200 lb. (FA-227) Axle, 5.440" Length, (Greaseable Socket Reduces Corrosion/Wear) 9,000 lb. (FA109 (02109), FA118 (02118), FA242, FA309 (02309), I-90 (02309)) Axle, 10,800 lb. (FA127 (02127), FA329 (02329), FA337, I-108 (02329)) Axle, 12,000 lb. (FA339 (02339), I-120 (02339)) Axle, 13,200 lb. (I-132) Axle, 14,000 lb. (FA342 (02342)) Axle, 9.180" Length, (Greaseable Socket Reduces Corrosion/Wear) 9,000 lb. (FA109 (02109), FA118 (02118), FA242, FA309 (02309), I-90 (02309)) Axle, 10,800 lb. (FA127 (02127), FA329 (02329), FA337, I-108 (02329)) Axle, 12,000 lb. (FA339 (02339), I-120 (02339)) Axle, 13,200 lb. (I-132) Axle, 14,000 lb. (FA342 (02342)) Axle, 9.180" Length, (Greaseable Socket Reduces Corrosion/Wear)	Left Outer Right Outer Left Outer Right Outer	ES2613L ES423L ‡ ES423R ‡ ES411L ‡ ES411R ‡	1 1 1 1 1	
1984-1979	9,000 lb. (I-90 (02309)) Axle, 12,000 lb. (I-120 (02339)) Axle, 13,200 lb. (I-120) Axle, 10.84" Length 9,000 lb. (I-90 (02309)) Axle, 12,000 lb. (I-120 (02339)) Axle, 13,200 lb. (I-120) Axle, 10.84" Length	Left Outer Right Outer	ES3086L ES3087R	1 1	
1983-1979	13,200 lb. (I-132) Axle, 5.44" Length 9,000 lb. (FA109 (02109)) Axle, 12,000 lb. (FA226 (02226)) Axle, 13,200 lb. (FA-227) Axle, 5.44" Length, (Greaseable Socket Reduces Corrosion/Wear) 9,000 lb. (FA109 (02109)) Axle, 12,000 lb. (FA226 (02226)) Axle, 13,200 lb. (FA-227) Axle, 5.44" Length, (Greaseable Socket Reduces Corrosion/Wear) 9,000 lb. (FA109 (02109), FA118 (02118), FA309 (02309), I-90 (02309)) Axle, 10,800 lb. (FA127 (02127), I-108 (02329)) Axle, 12,000 lb. (FA339 (02339), I-120 (02339)) Axle, 14,000 lb. (FA342 (02342)) Axle, 9.180" Length, 1.125" - 12 Threads, (Greaseable Socket Reduces Corrosion/Wear) 9,000 lb. (FA109 (02109), FA118 (02118), FA309 (02309), I-90 (02309)) Axle, 10,800 lb. (FA127 (02127), FA329 (02329), I-108 (02329)) Axle, 12,000 lb. (I-120 (02339)) Axle, 14,000 lb. (FA342 (02342)) Axle, 9.180" Length, 1.125" - 12 Threads, (Greaseable Socket Reduces Corrosion/Wear) 10800 Lb Front Axle, 9.180" Length, 1.125" - 12 Threads, (Greaseable Socket Reduces Corrosion/Wear) 12,000 lb. (FA337 (02337)) Axle, 10800 Lb Front Axle, Forged I-Beam Axle, 9.180" Length, 1.125" - 12 Threads, (Greaseable Socket Reduces Corrosion/Wear) 12000 Lb Axle, 9.180" Length, 1.125" - 12 Threads, (Greaseable Socket Reduces Corrosion/Wear) 12,000 lb. (I-120) Axle, 13200 LB Axle, 10.84" Length 12,000 lb. (I-120) Axle, 13200 LB Axle, 10.84" Length 9,000 lb. (FA242) Axle, 13,200 lb. (I-132) Axle, Forged I-Beam Axle, 9.180" Length, 1.125" - 12 Threads, (Greaseable Socket Reduces Corrosion/Wear) 9,000 lb. (FA242) Axle, 10,800 lb. (FA337) Axle, 13,200 lb. (I-132) Axle, Forged I-Beam Axle, 9.180" Length, 1.125" - 12 Threads, (Greaseable Socket Reduces Corrosion/Wear)	Left Outer Left Outer Right Outer Left Outer Right Outer Left Outer Right Outer Left Outer Right Outer Left Outer Right Outer Left Outer Right Outer	ES2613L ES423L ‡ ES423R ‡ ES411L ‡ ES411R ‡ ES411L ‡ ES411L ‡ ES411R ‡ ES411L ‡ ES411L ‡ ES3086L ES3087R ES411L ‡ ES411R ‡	1 1 1 1 1 1 1 1 1 1 1 1 1 1	
1853					
Drag Link Assembly					
1988-1981	8,000 lb. (I-80) Axle, 16.84" Center To Center, (Greaseable Socket Reduces Corrosion/Wear) 12,000 lb. (FF941, FF942) Axle, 18.14" Center To Center, (Greaseable Socket Reduces Corrosion/Wear) 14,000 lb. (FA342 (02342)) Axle, For codes 05298, 05337	DS1034 ‡ DS979 ‡ DS1022	1 1 1		

NAVISTAR/INTERNATIONAL-180, 1800 Series (Cont.)

STEERING (Cont.)

Year	Model/Application	Part	P/C Qty	Figure
1853				
Drag Link Assembly				
1988-1981 (Cont.)	12,000 lb. (FA139 (02139), FA339 (02339), I-120 (02339)) Axle, For Steering Code 05335 Without Flotation Tires, 18.14" Center To Center, (Greaseable Socket Reduces Corrosion/Wear)	DS979 ‡	1	
	9,000 lb. (FA109 (02109), FA118 (02118), FA309 (02309), I-90 (02309)) Axle, For Steering Codes 05057, 05333, 05342, 18.14" Center To Center, (Greaseable Socket Reduces Corrosion/Wear)	DS979 ‡	1	
	7,500 lb. (FA101 (02101), I-75 (02101)) Axle, For Steering Codes 05057, 05345, 16.84" Center To Center, (Greaseable Socket Reduces Corrosion/Wear)	DS1034 ‡	1	
	10,800 lb. (FA127 (02127), FA329 (02329), I-108 (02329)) Axle, For Steering Codes 05058, 05332, 05335 Without Flotation Tires, 18.14" Center To Center, (Greaseable Socket Reduces Corrosion/Wear)	DS979 ‡	1	
	5,000 lb. (I-50 (02071)) Axle, 6,000 lb. (FA74 (02074), I-60 (02073)) Axle, For Steering Codes 05165, 05345, 16.84" Center To Center, (Greaseable Socket Reduces Corrosion/Wear)	DS1034 ‡	1	
Tie Rod End				
1988-1981	9,000 lb. (I-90 (02309)) Axle, 12,000 lb. (I-120) Axle, 10.84" Length	Left Outer ES3086L	1	
	9,000 lb. (I-90 (02309)) Axle, 12,000 lb. (I-120) Axle, 10.84" Length	Right Outer ES3087R	1	
	13,200 lb. (I-132) Axle, 5.44" Length	Left Outer ES2613L	1	
	12,000 lb. (FA226 (02226)) Axle, 5.44" Length, (Greaseable Socket Reduces Corrosion/Wear)	Left Outer ES423L ‡	1	
	12,000 lb. (FA226 (02226)) Axle, 5.44" Length, (Greaseable Socket Reduces Corrosion/Wear)	Right Outer ES423R ‡	1	
	9,000 lb. (FA109 (02109), FA118 (02118), FA309 (02309), I-90 (02309)) Axle, 10,800 lb. (FA127 (02127), I-108 (02329)) Axle, 12,000 lb. (FA339 (02339), I-120 (02339)) Axle, 14,000 lb. (FA342 (02342)) Axle, 9.180" Length, 1.125" - 12 Threads, (Greaseable Socket Reduces Corrosion/Wear)	Left Outer ES411L ‡	1	
	9,000 lb. (FA109 (02109), FA118 (02118), FA309 (02309), I-90 (02309)) Axle, 10,800 lb. (FA127 (02127), FA329 (02329), I-108 (02329)) Axle, 12,000 lb. (I-120 (02339)) Axle, 14,000 lb. (FA342 (02342)) Axle, 9.180" Length, 1.125" - 12 Threads, (Greaseable Socket Reduces Corrosion/Wear)	Right Outer ES411R ‡	1	
	10800 Lb Front Axle, 9.180" Length, 1.125" - 12 Threads, (Greaseable Socket Reduces Corrosion/Wear)	Left Outer ES411L ‡	1	
	12,000 lb. (FA337 (02337)) Axle, 10800 Lb Front Axle, Forged I-Beam Axle, 9.180" Length, 1.125" - 12 Threads, (Greaseable Socket Reduces Corrosion/Wear)	Left Outer ES411L ‡	1	
	12000 Lb Axle, 9.180" Length, 1.125" - 12 Threads, (Greaseable Socket Reduces Corrosion/Wear)	Right Outer ES411R ‡	1	
	12,000 lb. (I-120) Axle, 13200 LB Axle, 10.84" Length	Left Outer ES3086L	1	
	12,000 lb. (I-120) Axle, 13200 LB Axle, 10.84" Length	Right Outer ES3087R	1	
	9,000 lb. (FA242) Axle, 13,200 lb. (I-132) Axle, Forged I-Beam Axle, 9.180" Length, 1.125" - 12 Threads, (Greaseable Socket Reduces Corrosion/Wear)	Left Outer ES411L ‡	1	
	9,000 lb. (FA242) Axle, 10,800 lb. (FA337) Axle, 13,200 lb. (I-132) Axle, Forged I-Beam Axle, 9.180" Length, 1.125" - 12 Threads, (Greaseable Socket Reduces Corrosion/Wear)	Right Outer ES411R ‡	1	
1890				
Tie Rod End				
1971-1962	5,000 lb. (FA71 (02071)) Axle, 5,500 lb. (FA73 (02073)) Axle, 7,500 lb. (FA101 (02101)) Axle, 1.000" - 16 Threads, 4.45" Length, (Greaseable Socket Reduces Corrosion/Wear)	Left ES373L ‡	1	
	5,000 lb. (FA71 (02071)) Axle, 5,500 lb. (FA73 (02073)) Axle, 7,500 lb. (FA101 (02101)) Axle, 1.000" - 16 Threads, 4.45" Length, (Greaseable Socket Reduces Corrosion/Wear)	Right ES373R ‡	1	
	9,000 lb. (FA105 (02105), FA208 (02208) (02139)) Axle, 12,000 lb. (FA215 (02215), FA218 (02218)) Axle, 1.125" - 12 Threads, 4.88" Length, (Greaseable Socket Reduces Corrosion/Wear)	Left ES187L ‡	1	
	12,000 lb. (FA228 (02228)) Axle, 5.440" Length, 1.125" - 12 Threads, (Greaseable Socket Reduces Corrosion/Wear)	Left ES423L ‡	1	
	12,000 lb. (FA228 (02228)) Axle, 5.440" Length, 1.125" - 12 Threads, (Greaseable Socket Reduces Corrosion/Wear)	Right ES423R ‡	1	
	16,000 lb. (FA136 (02136)) Axle, 5.750" Length, 1.250" - 12 Threads	Left ES2040R	1	
	9,000 lb. (FA109 (02109), FA309 (02309)) Axle, 10,500 lb. (FA329) Axle, 12,000 lb. (FA139 (02139), FA339 (02339)) Axle, 9.180" Length, 1.125" - 12 Threads, (Greaseable, Greaseable Socket Reduces Corrosion/Wear)	Left ES411L ‡	1	
	9,000 lb. (FA109 (02109), FA309 (02309)) Axle, 10,500 lb. (FA329) Axle, 12,000 lb. (FA139 (02139), FA339 (02339)) Axle, 9.180" Length, 1.125" - 12 Threads, (Greaseable, Greaseable Socket Reduces Corrosion/Wear)	Right ES411R ‡	1	
CO1800				
Tie Rod End				
1969-1963	5,000 lb. (FA71 (02071)) Axle, 5,500 lb. (FA73 (02073)) Axle, 7,500 lb. (FA101 (02101)) Axle, 1.000" - 16 Threads, 4.45" Length, (Greaseable Socket Reduces Corrosion/Wear)	Left ES373L ‡	1	
	5,000 lb. (FA71 (02071)) Axle, 5,500 lb. (FA73 (02073)) Axle, 7,500 lb. (FA101 (02101)) Axle, 1.000" - 16 Threads, 4.45" Length, (Greaseable Socket Reduces Corrosion/Wear)	Right ES373R ‡	1	
	9,000 lb. (FA105 (02105), FA208 (02208) (02139)) Axle, 12,000 lb. (FA215 (02215), FA218 (02218)) Axle, 1.125" - 12 Threads, 4.88" Length, (Greaseable Socket Reduces Corrosion/Wear)	Left ES187L ‡	1	
	12,000 lb. (FA228 (02228)) Axle, 5.440" Length, 1.125" - 12 Threads, (Greaseable Socket Reduces Corrosion/Wear)	Left ES423L ‡	1	
	12,000 lb. (FA228 (02228)) Axle, 5.440" Length, 1.125" - 12 Threads, (Greaseable Socket Reduces Corrosion/Wear)	Right ES423R ‡	1	
	16,000 lb. (FA136 (02136)) Axle, 5.750" Length, 1.250" - 12 Threads	Left ES2040R	1	
	9,000 lb. (FA109 (02109), FA309 (02309)) Axle, 10,500 lb. (FA329) Axle, 12,000 lb. (FA139 (02139), FA339 (02339)) Axle, 9.180" Length, 1.125" - 12 Threads, (Greaseable Socket Reduces Corrosion/Wear)	Left ES411L ‡	1	

(Cont.) 180, 1800 Series-NAVISTAR/INTERNATIONAL**STEERING (Cont.)**

Year	Model/Application	Part	P/C Qty	Figure
CO1800				
Tie Rod End				
1969-1963 (Cont.)	9,000 lb. (FA109 (02109), FA309 (02309)) Axle, 10,500 lb. (FA329) Axle, 12,000 lb. (FA139 (02139), FA339 (02339)) Axle, 9.180" Length, 1.125" - 12 Threads, (Greaseable Socket Reduces Corrosion/Wear)	Right ES411R ‡	1	
CO1850				
Tie Rod End				
1969-1964	5,000 lb. (FA71 (02071)) Axle, 5,500 lb. (FA73 (02073)) Axle, 7,500 lb. (FA101 (02101)) Axle, 1.000" - 16 Threads, 4.45" Length, (Greaseable Socket Reduces Corrosion/Wear)	Left ES373L ‡	1	
	5,000 lb. (FA71 (02071)) Axle, 5,500 lb. (FA73 (02073)) Axle, 7,500 lb. (FA101 (02101)) Axle, 1.000" - 16 Threads, 4.45" Length, (Greaseable Socket Reduces Corrosion/Wear)	Right ES373R ‡	1	
	9,000 lb. (FA105 (02105), FA208 (02208) (02139)) Axle, 12,000 lb. (FA215 (02215), FA218 (02218)) Axle, 1.125" - 12 Threads, 4.88" Length, (Greaseable Socket Reduces Corrosion/Wear)	Left ES187L ‡	1	
	12,000 lb. (FA228 (02228)) Axle, 5.440" Length, 1.125" - 12 Threads, (Greaseable Socket Reduces Corrosion/Wear)	Left ES423L ‡	1	
	12,000 lb. (FA228 (02228)) Axle, 5.440" Length, 1.125" - 12 Threads, (Greaseable Socket Reduces Corrosion/Wear)	Right ES423R ‡	1	
	16,000 lb. (FA136 (02136)) Axle, 5.750" Length, 1.250" - 12 Threads	Left ES2040R	1	
	9,000 lb. (FA109 (02109), FA309 (02309)) Axle, 10,500 lb. (FA329) Axle, 12,000 lb. (FA139 (02139), FA339 (02339)) Axle, 9.180" Length, 1.125" - 12 Threads, (Greaseable Socket Reduces Corrosion/Wear)	Left ES411L ‡	1	
	9,000 lb. (FA109 (02109), FA309 (02309)) Axle, 10,500 lb. (FA329) Axle, 12,000 lb. (FA139 (02139), FA339 (02339)) Axle, 9.180" Length, 1.125" - 12 Threads, (Greaseable Socket Reduces Corrosion/Wear)	Right ES411R ‡	1	
F1800				
Drag Link Assembly				
1983-1962	9,000 lb. (FA208 (02208) (02139)) Axle, For Steering Codes 05031, 05063, 14.08" Center To Center	DS972	1	
	7,000 lb. (FA98 (02329) (02098)) Axle, For Steering Codes 05031, 05063, 14.75" Center To Center	DS970	1	
	9,000 lb. (FA208 (02208) (02139)) Axle, For Steering Codes 05031, 05063, 15.28" Center To Center	DS973	1	
	9,000 lb. (FA109 (02109)) Axle, For Steering Codes 05031, 05063, 05261, 05277, 05301, 05302, 15.28" Center To Center	DS973	1	
	9,000 lb. (FA208 (02208) (02139)) Axle, For Steering Codes 05261, 05277, 05301, 05302, 14.45" Center To Center	DS974	1	
Tie Rod End				
1983-1962	5,000 lb. (FA71 (02071)) Axle, 5,500 lb. (FA73 (02073)) Axle, 7,500 lb. (FA101 (02101)) Axle, 1.000" - 16 Threads, 4.45" Length, (Greaseable Socket Reduces Corrosion/Wear)	Left ES373L ‡	1	
	5,000 lb. (FA71 (02071)) Axle, 5,500 lb. (FA73 (02073)) Axle, 7,500 lb. (FA101 (02101)) Axle, 1.000" - 16 Threads, 4.45" Length, (Greaseable Socket Reduces Corrosion/Wear)	Right ES373R ‡	1	
	9,000 lb. (FA105 (02105), FA208 (02208) (02139)) Axle, 12,000 lb. (FA215 (02215), FA218 (02218)) Axle, 1.125" - 12 Threads, 4.88" Length, (Greaseable Socket Reduces Corrosion/Wear)	Left ES187L ‡	1	
	12,000 lb. (FA228 (02228)) Axle, 5.440" Length, 1.125" - 12 Threads, (Greaseable Socket Reduces Corrosion/Wear)	Left ES423L ‡	1	
	12,000 lb. (FA228 (02228)) Axle, 5.440" Length, 1.125" - 12 Threads, (Greaseable Socket Reduces Corrosion/Wear)	Right ES423R ‡	1	
	16,000 lb. (FA136 (02136)) Axle, 5.750" Length, 1.250" - 12 Threads	Left ES2040R	1	
	9,000 lb. (FA109 (02109), FA309 (02309)) Axle, 10,500 lb. (FA329) Axle, 12,000 lb. (FA139 (02139), FA339 (02339)) Axle, 9.180" Length, 1.125" - 12 Threads, (Greaseable Socket Reduces Corrosion/Wear)	Left ES411L ‡	1	
	9,000 lb. (FA109 (02109), FA309 (02309)) Axle, 10,500 lb. (FA329) Axle, 12,000 lb. (FA139 (02139), FA339 (02339)) Axle, 9.180" Length, 1.125" - 12 Threads, (Greaseable Socket Reduces Corrosion/Wear)	Right ES411R ‡	1	
REAR SUSPENSION				
Year	Model/Application	Part	P/C Qty	Figure
1800				
Camber Kingpin				
1975-1962	Dana 60 Axle, 1-1/2 Degree Maximum Positive Camber, (Eccentric Bushing, Adjustable Camber Kingpin)	K992 ‡	2	
1890				
Camber Kingpin				
1971-1962	Dana 60 Axle, 1-1/2 Degree Maximum Positive Camber, (Eccentric Bushing, Adjustable Camber Kingpin)	K992 ‡	2	
CO1800				
Camber Kingpin				
1969-1963	Dana 60 Axle, 1-1/2 Degree Maximum Positive Camber, (Eccentric Bushing, Adjustable Camber Kingpin)	K992 ‡	2	

NAVISTAR/INTERNATIONAL-180, 1800 Series (Cont.)

REAR SUSPENSION (Cont.)

Year	Model/Application	Part	P/C Qty	Figure
CO1850				
Camber Kingpin				
1969-1964	Dana 60 Axle, 1-1/2 Degree Maximum Positive Camber, (Eccentric Bushing, Adjustable Camber Kingpin)	K992 ‡	2	
F1800				
Camber Kingpin				
1975-1962	Dana 60 Axle, 1-1/2 Degree Maximum Positive Camber, (Eccentric Bushing, Adjustable Camber Kingpin)	K992 ‡	2	

NAVISTAR/INTERNATIONAL-190, 1900 Series

FRONT SUSPENSION

Year	Model/Application	Part	P/C Qty	Figure
1910A				
King Bolt Set				
1983-1969	11,000 lb. (FA112 (02112)) Axle, Center Point Steering, 1.607" Pin Diameter, 8.812" Length, (Contains Nylon Bushing, Two Keyways)	8514N	1	
	9,000 lb. (FA105 (02105)) Axle, Double Lock Pin, 1.434" Pin Diameter, 8.500" Length, (Contains Nylon Bushing, Two Keyways)	8519N	1	
	11,000 lb. (FA112 (02112)) Axle, Double Lock Pin, 1.607" Pin Diameter, 8.812" Length, (Contains Metal Bushing, Two Keyways)	8514B	1	
	9,000 lb. (FA309 (02309)) Axle, 10,800 lb. (FA329 (02329)) Axle, 12,000 lb. (FA139 (02139), FA339 (02339)) Axle, Double Lock Pin, 1.609" Pin Diameter, 9.660" Length, (Contains Metal Bushing)	8503B	1	
	9,000 lb. (FA309 (02309)) Axle, 10,800 lb. (FA329 (02329)) Axle, 12,000 lb. (FA139 (02139), FA339 (02339)) Axle, Double Lock Pin, 1.609" Pin Diameter, 9.660" Length, (Contains Nylon Bushing)	8567N	1	
	12,000 lb. (FA228 (02228)) Axle, Double Lock Pin, 1.794" Pin Diameter, 10.392" Length, (Contains Metal Bushing, Two Keyways)	8553B	1	
	12,000 lb. (FA211 (02211), FA215 (02215)) Axle, Double Lock Pin, 1.794" Pin Diameter, 9.120" Length, (Contains Metal Bushing, Two Keyways)	8489B	1	
	12,000 lb. (FA211 (02211), FA215 (02215)) Axle, Double Lock Pin, 1.794" Pin Diameter, 9.120" Length, (Contains Nylon Bushing, Two Keyways)	8489N	1	
	16,000 lb. (FA136 (02136)) Axle, 18,000 lb. (FA182 (02182)) Axle, Double Lock Pin, 1.999" Pin Diameter, 11.040" Length, (Contains Metal Bushing, Two Keyways)	8518B	1	
	16,000 lb. (FA136 (02136)) Axle, 18,000 lb. (FA182 (02182)) Axle, Double Lock Pin, 1.999" Pin Diameter, 11.040" Length, (Contains Nylon Bushing, Two Keyways)	8518N	1	
	16,000 lb. (FA231 (02231)) Axle, 18,000 lb. (FA232 (02232)) Axle, Double Lock Pin, 1.999" Pin Diameter, 11.212" Length, (Contains Metal Bushing, Two Keyways)	8571B	1	
	9,000 lb. (FA109 (02109)) Axle, Double Lock Pin, 8.850" Length, 1.486" Pin Diameter, (Contains Metal Bushing, Two Keyways)	8645B	1	
	7,500 lb. (FA101 (02101)) Axle, Single Lock Pin, 1.359" Pin Diameter, 7.970" Length, (Contains Metal Bushing, One Keyway)	8577B	1	
	7,500 lb. (FA101 (02101)) Axle, Single Lock Pin, 1.361" Pin Diameter, 7.970" Length, (Contains Composite Bushing, Oversize, One Keyway)	8577C002	1	
	7,500 lb. (FA101 (02101)) Axle, Single Lock Pin, 1.369" Pin Diameter, 7.970" Length, (Contains Metal Bushing, Oversize)	8577B010	1	
	9,000 lb. (FA309 (02309)) Axle, Single Lock Pin, 1.609" Pin Diameter, 9.160" Length, (Contains Metal Bushing, One Keyway)	8583B	1	
	9,000 lb. (FA309 (02309)) Axle, Single Lock Pin, 1.609" Pin Diameter, 9.160" Length, (Contains Nylon Bushing, One Keyway)	8583N	1	
	10,800 lb. (FA329 (02329)) Axle, 12,000 lb. (FA139 (02139), FA339 (02339)) Axle, Single Lock Pin, 1.609" Pin Diameter, 9.660" Length, (Contains Metal Bushing)	8581B	1	
	10,800 lb. (FA329 (02329)) Axle, 12,000 lb. (FA139 (02139), FA339 (02339)) Axle, Single Lock Pin, 1.609" Pin Diameter, 9.660" Length, (Contains Nylon Bushing)	8581N	1	
	9,000 lb. (FA309 (02309)) Axle, Single Lock Pin, 1.611" Pin Diameter, 9.160" Length, (Contains Nylon Bushing, Oversize, One Keyway)	8583N002	1	
	10,800 lb. (FA329 (02329)) Axle, 12,000 lb. (FA139 (02139), FA339 (02339)) Axle, Single Lock Pin, 1.611" Pin Diameter, 9.660" Length, (Contains Metal Bushing, Oversize, One Keyway)	8581B002	1	
	10,800 lb. (FA329 (02329)) Axle, 12,000 lb. (FA139 (02139), FA339 (02339)) Axle, Single Lock Pin, 1.611" Pin Diameter, 9.660" Length, (Contains Nylon Bushing, Oversize, One Keyway)	8581N002	1	
	9,000 lb. (FA109 (02109)) Axle, Single Lock Pin, 8.850" Length, 1.486" Pin Diameter, (Contains Metal Bushing, One Keyway)	8579B	1	
Leaf Spring Bolt				
1973-1969		Front Rear	K150334 K150334	2 4
1924				
King Bolt Set				
1982-1981	9,000 lb. (FA118 (02118)) Axle, 10,800 lb. (FA127 (02127), I-108 (02329)) Axle, 12,000 lb. (FA139 (02139), I-120 (02339)) Axle, 13,200 lb. (I-132) Axle, 14,000 lb. (FA342 (02342)) Axle, Double Lock Pin, 1.609" Pin Diameter, 9.660" Length, (Contains Metal Bushing, Bolts And Washers Not Included)	8617B	1	
1982-1979	5,000 lb. (FA71 (02071)) Axle, 5,500 lb. (FA73 (02073)) Axle, 6,000 lb. (I-60 (02073)) Axle, 7,500 lb. (FA101 (02101), I-75 (02101)) Axle, 8,000 lb. (FA104 (02104), I-80) Axle, 1.359" Pin Diameter, 7.970" Length, (Contains Composite Bushing, One Keyway)	8577C	1	

(Cont.) 190, 1900 Series-NAVISTAR/INTERNATIONAL**FRONT SUSPENSION (Cont.)**

Year	Model/Application	Part	P/C Qty	Figure	
1924					
King Bolt Set					
1982-1979 (Cont.)	5,000 lb. (FA71 (02071), I-50 (02071)) Axle, 6,000 lb. (FA73, I-60 (02073)) Axle, 7,500 lb. (FA101 (02101), I-75 (02101)) Axle, 8,000 lb. (FA104 (02104), I-80) Axle, 1.361" Pin Diameter, 7.970" Length, (Contains Composite Bushing, Oversize, One Keyway)	8577C002	1		
	9,000 lb. (FA109 (02109)) Axle, 1.484" Pin Diameter, 8.850" Length, (Contains Metal Bushing, Two Keyways)	80066B	1		
	9,000 lb. (FA309 (02309), I-90 (02309)) Axle, 10,800 lb. (I-108 (02329)) Axle, 12,000 lb. (I-120 (02339)) Axle, 13,200 lb. (I-132) Axle, 1.609" Pin Diameter, 9.160" Length, (Contains Composite Bushing, Two Keyways)	8610C	1		
	9,000 lb. (FA309 (02309), I-90 (02309)) Axle, 1.609" Pin Diameter, 9.160" Length, (Contains Nylon Bushing, One Keyway)	8583N	1		
	9,000 lb. (FA118 (02118)) Axle, 10,800 lb. (FA127 (02127), FA329 (02329)) Axle, 12,000 lb. (FA139 (02139), FA339 (02339)) Axle, 14,000 lb. (FA342 (02342)) Axle, 1.609" Pin Diameter, 9.660" Length, (Contains Metal Bushing, Two Keyways, Contains Bolts And Washers)	8567B	1		
	9,000 lb. (FA309 (02309), I-90 (02309)) Axle, 1.611" Pin Diameter, 9.160" Length, (Contains Nylon Bushing, Oversize, One Keyway)	8583N002	1		
	10,800 lb. (FA127 (02127), FA329 (02329)) Axle, 12,000 lb. (FA139 (02139), FA339 (02339)) Axle, 1.611" Pin Diameter, 9.660" Length, (Contains Metal Bushing, Oversize, One Keyway)	8581B002	1		
	9,000 lb. (FA118 (02118)) Axle, 10,800 lb. (FA127 (02127), I-108 (02329)) Axle, 12,000 lb. (FA139 (02139), I-120 (02339)) Axle, 13,200 lb. (I-132) Axle, 1.611" Pin Diameter, 9.660" Length, (Contains Nylon Bushing, Oversize, One Keyway)	8581N002	1		
	12,000 lb. (FA226 (02226)) Axle, 1.794" Pin Diameter, 10.392" Length, (Contains Metal Bushing, Two Keyways)	8590B	1		
	18,000 lb. (FA232 (02232)) Axle, 20,000 lb. (FA233 (02233)) Axle, 1.999" Pin Diameter, 11.212" Length, (Contains Metal Bushing, Two Keyways)	8571B	1		
	9,000 lb. (FA109 (02109)) Axle, 8.850" Length, 1.486" Pin Diameter, (Contains Metal Bushing, Oversize, One Keyway)	8579B002	1		
	5,000 lb. (FA71 (02071), I-50 (02071)) Axle, 5,500 lb. (FA73 (02073)) Axle, 6,000 lb. (I-60 (02073)) Axle, 7,500 lb. (FA101 (02101), I-75 (02101)) Axle, 8,000 lb. (FA104 (02104), I-80) Axle, Double Lock Pin, 1.359" Pin Diameter, 7.970" Length, (Contains Composite Bushing, Two Keyways)	8637C	1		
	5,000 lb. (FA71 (02071), I-50 (02071)) Axle, 5,500 lb. (FA73 (02073)) Axle, 6,000 lb. (I-60 (02073)) Axle, 7,500 lb. (FA101 (02101), I-75 (02101)) Axle, 8,000 lb. (FA104 (02104), I-80) Axle, Double Lock Pin, 1.359" Pin Diameter, 7.970" Length, (Contains Metal Bushing, Two Keyways)	8637B	1		
	9,000 lb. (FA309 (02309), I-90 (02309)) Axle, Double Lock Pin, 1.609" Pin Diameter, 9.160" Length, (Contains Metal Bushing, Two Keyways)	8610B	1		
	10,800 lb. (FA329 (02329)) Axle, Double Lock Pin, 1.609" Pin Diameter, 9.660" Length, (Contains Nylon Bushing)	8567N	1		
	9,000 lb. (FA109 (02109)) Axle, Double Lock Pin, 8.850" Length, 1.486" Pin Diameter, (Contains Metal Bushing, Two Keyways)	8645B	1		
	5,000 lb. (FA71 (02071), I-50) Axle, 5,500 lb. (FA73 (02073)) Axle, 6,000 lb. (I-60 (02073)) Axle, 7,500 lb. (FA101 (02101), I-75 (02101)) Axle, 8,000 lb. (FA104 (02104), I-80) Axle, Single Lock Pin, 1.359" Pin Diameter, 7.970" Length, (Contains Metal Bushing, One Keyway)	8577B	1		
	9,000 lb. (FA309 (02309)) Axle, Single Lock Pin, 1.609" Pin Diameter, 9.160" Length, (Contains Metal Bushing, One Keyway)	8583B	1		
	9,000 lb. (FA118 (02118)) Axle, 10,800 lb. (FA127 (02127), FA329 (02329)) Axle, 12,000 lb. (FA139 (02139), FA339 (02339)) Axle, Single Lock Pin, 1.609" Pin Diameter, 9.660" Length, (Contains Metal Bushing)	8581B	1		
	9,000 lb. (FA118 (02118)) Axle, 10,800 lb. (FA127 (02127), I-108 (02329)) Axle, 12,000 lb. (FA139 (02139), I-120 (02339)) Axle, 13,200 lb. (I-132) Axle, Single Lock Pin, 1.609" Pin Diameter, 9.660" Length, (Contains Nylon Bushing)	8581N	1		
	9,000 lb. (FA109 (02109)) Axle, Single Lock Pin, 8.850" Length, 1.486" Pin Diameter, (Contains Metal Bushing, One Keyway)	8579B	1		
	1979	10,800 lb. (I-108 (02329)) Axle, 12,000 lb. (I-120 (02339)) Axle, 13,200 lb. (I-132) Axle, 14,000 lb. (FA342 (02342)) Axle, Double Lock Pin, 1.609" Pin Diameter, 9.660" Length, (Contains Metal Bushing, Bolts And Washers Not Included)	8617B	1	
	Leaf Spring Bolt				
1982-1979	All Axle Codes With Heavy Duty Springs Except 02071, 02073, 02101, All Axle Codes With Regular Springs Except 02071	K150336	2	Front	
	All Axle Codes With Heavy Duty Springs Except 02071, 02073, 02101, All Axle Codes With Regular Springs Except 02071	K150335	4	Rear	
1925					
King Bolt Set					
1982-1979	5,000 lb. (FA71 (02071)) Axle, 5,500 lb. (FA73 (02073)) Axle, 6,000 lb. (I-60 (02073)) Axle, 7,500 lb. (FA101 (02101), I-75 (02101)) Axle, 8,000 lb. (FA104 (02104), I-80) Axle, 1.359" Pin Diameter, 7.970" Length, (Contains Composite Bushing, One Keyway)	8577C	1		
	9,000 lb. (FA109 (02109)) Axle, 1.484" Pin Diameter, 8.850" Length, (Contains Metal Bushing, Two Keyways)	80066B	1		
	9,000 lb. (FA309 (02309), I-90 (02309)) Axle, 10,800 lb. (I-108 (02329)) Axle, 12,000 lb. (I-120 (02339)) Axle, 13,200 lb. (I-132) Axle, 1.609" Pin Diameter, 9.160" Length, (Contains Composite Bushing, Two Keyways)	8610C	1		
	9,000 lb. (FA118 (02118)) Axle, 10,800 lb. (FA127 (02127), FA329 (02329)) Axle, 12,000 lb. (FA139 (02139), FA339 (02339)) Axle, 14,000 lb. (FA342 (02342)) Axle, 1.609" Pin Diameter, 9.660" Length, (Contains Metal Bushing, Two Keyways, Contains Bolts And Washers)	8567B	1		
	12,000 lb. (I-120S (02ADD)) Axle, 14,000 lb. (I-140S (02ADE)) Axle, 2.046" Pin Diameter, 10.120" Length, (Contains Metal Bushing, Two Keyways)	8657B	1		

NAVISTAR/INTERNATIONAL-190, 1900 Series (Cont.)

FRONT SUSPENSION (Cont.)

Year	Model/Application	Part	P/C Qty	Figure
1925				
King Bolt Set				
1982-1979 (Cont.)	9,000 lb. (FA109 (02109)) Axle, 8.850" Length, 1.486" Pin Diameter, (Contains Metal Bushing, Oversize, One Keyway)	8579B002	1	
	9,000 lb. (I-100S (02ADC)) Axle, 12,000 lb. (I-120S (02ADD)) Axle, 14,000 lb. (I-140S (02ADE)) Axle, 9.870" Length, 1.921" Pin Diameter, (Contains Metal Bushing, Two Keyways)	8655B	1	
	5,000 lb. (FA71 (02071), I-50 (02071)) Axle, 5,500 lb. (FA73 (02073)) Axle, 6,000 lb. (I-60 (02073)) Axle, 7,500 lb. (FA101 (02101), I-75 (02101)) Axle, 8,000 lb. (FA104 (02104), I-80) Axle, Double Lock Pin, 1.359" Pin Diameter, 7.970" Length, (Contains Composite Bushing, Two Keyways)	8637C	1	
	7,500 lb. (I-75 (02101)) Axle, 8,000 lb. (I-80) Axle, Double Lock Pin, 1.359" Pin Diameter, 7.970" Length, (Contains Metal Bushing, Two Keyways)	8637B	1	
	9,000 lb. (FA309 (02309), I-90 (02309)) Axle, Double Lock Pin, 1.609" Pin Diameter, 9.160" Length, (Contains Metal Bushing, Two Keyways)	8610B	1	
	10,800 lb. (FA329 (02329)) Axle, 12,000 lb. (FA339 (02339)) Axle, Double Lock Pin, 1.609" Pin Diameter, 9.660" Length, (Contains Metal Bushing)	8503B	1	
	9,000 lb. (FA118 (02118)) Axle, 10,800 lb. (FA127 (02127), I-108 (02329)) Axle, 12,000 lb. (FA139 (02139), I-120 (02339)) Axle, 14,000 lb. (FA342 (02342)) Axle, Double Lock Pin, 1.609" Pin Diameter, 9.660" Length, (Contains Metal Bushing, Bolts And Washers Not Included)	8617B	1	
	10,800 lb. (FA329 (02329)) Axle, 12,000 lb. (FA339 (02339)) Axle, Double Lock Pin, 1.609" Pin Diameter, 9.660" Length, (Contains Nylon Bushing)	8567N	1	
	12,000 lb. (FA226 (02226), FA227 (02227)) Axle, Double Lock Pin, 1.794" Pin Diameter, 10.392" Length, (Contains Metal Bushing, Two Keyways)	8590B	1	
	16,000 lb. (FA231 (02231)) Axle, 18,000 lb. (FA232 (02232)) Axle, 20,000 lb. (FA233 (02233)) Axle, Double Lock Pin, 1.999" Pin Diameter, 11.212" Length, (Contains Metal Bushing, Two Keyways)	8571B	1	
	9,000 lb. (FA109 (02109)) Axle, Double Lock Pin, 8.850" Length, 1.486" Pin Diameter, (Contains Metal Bushing, Two Keyways)	8645B	1	
	5,000 lb. (I-50 (02071)) Axle, 6,000 lb. (I-60 (02073)) Axle, 7,500 lb. (FA101 (02101), I-75 (02101)) Axle, 8,000 lb. (FA104 (02104)) Axle, Single Lock Pin, 1.359" Pin Diameter, 7.970" Length, (Contains Metal Bushing, One Keyway)	8577B	1	
	5,000 lb. (I-50 (02071)) Axle, 6,000 lb. (I-60 (02073)) Axle, 7,500 lb. (FA101 (02101), I-75 (02101)) Axle, 8,000 lb. (FA104 (02104)) Axle, Single Lock Pin, 1.361" Pin Diameter, 7.970" Length, (Contains Composite Bushing, Oversize, One Keyway)	8577C002	1	
	5,000 lb. (I-50 (02071)) Axle, 6,000 lb. (I-60 (02073)) Axle, 7,500 lb. (FA101 (02101), I-75 (02101)) Axle, 8,000 lb. (FA104 (02104)) Axle, Single Lock Pin, 1.369" Pin Diameter, 7.970" Length, (Contains Metal Bushing, Oversize)	8577B010	1	
	9,000 lb. (FA309 (02309)) Axle, Single Lock Pin, 1.609" Pin Diameter, 9.160" Length, (Contains Metal Bushing, One Keyway)	8583B	1	
	9,000 lb. (FA309 (02309)) Axle, Single Lock Pin, 1.609" Pin Diameter, 9.160" Length, (Contains Nylon Bushing, One Keyway)	8583N	1	
	9,000 lb. (FA118 (02118)) Axle, 12,000 lb. (FA139 (02139)) Axle, Single Lock Pin, 1.609" Pin Diameter, 9.660" Length, (Contains Metal Bushing)	8581B	1	
	9,000 lb. (FA118 (02118)) Axle, 12,000 lb. (FA139 (02139)) Axle, Single Lock Pin, 1.609" Pin Diameter, 9.660" Length, (Contains Nylon Bushing)	8581N	1	
	9,000 lb. (FA309 (02309)) Axle, Single Lock Pin, 1.611" Pin Diameter, 9.160" Length, (Contains Nylon Bushing, Oversize, One Keyway)	8583N002	1	
	9,000 lb. (FA118 (02118)) Axle, 12,000 lb. (FA339 (02339)) Axle, Single Lock Pin, 1.611" Pin Diameter, 9.660" Length, (Contains Metal Bushing, Oversize, One Keyway)	8581B002	1	
	9,000 lb. (FA118 (02118)) Axle, 12,000 lb. (FA139 (02139)) Axle, Single Lock Pin, 1.611" Pin Diameter, 9.660" Length, (Contains Nylon Bushing, Oversize, One Keyway)	8581N002	1	
	9,000 lb. (FA109 (02109)) Axle, Single Lock Pin, 8.850" Length, 1.486" Pin Diameter, (Contains Metal Bushing, One Keyway)	8579B	1	
Leaf Spring Bolt				
1982-1979	All Axle Codes With Heavy Duty Springs Except 02071, 02073, 02101, All Axle Codes With Regular Springs Except 02071	Front K150336	2	
	All Axle Codes With Heavy Duty Springs Except 02071, 02073, 02101, All Axle Codes With Regular Springs Except 02071	Rear K150335	4	
CO1910A				
Leaf Spring Bolt				
1972-1970	Axle Code 02219	Front K150342	2	
CO1910B				
Leaf Spring Bolt				
1979-1975	Axle Code 02219	Front K150342	2	
LF-190 Series				
Leaf Spring Bolt				
1952-1950		Front K150342	2	
R190				
Leaf Spring Bolt				
1965-1953		Front K150342	2	
VCO190				
Leaf Spring Bolt				
1965-1962		Rear K150342	4	

(Cont.) 190, 1900 Series-NAVISTAR/INTERNATIONAL

STEERING

Year	Model/Application	Part	P/C Qty	Figure
1910A				
Tie Rod End				
1983-1970	7,500 lb. (FA101 (02101)) Axle, 1.000" - 16 Threads, 4.45" Length, (Greaseable Socket Reduces Corrosion/Wear) Left	ES373L ‡	1	
	7,500 lb. (FA101 (02101)) Axle, 1.000" - 16 Threads, 4.45" Length, (Greaseable Socket Reduces Corrosion/Wear) Right	ES373R ‡	1	
	9,000 lb. (FA105 (02105)) Axle, 12,000 lb. (FA211 (02211), FA215 (02215)) Axle, 1.125" - 12 Threads, 4.88" Length, (Greaseable Socket Reduces Corrosion/Wear) Left	ES187L ‡	1	
	12,000 lb. (FA228 (02228)) Axle, 5.440" Length, 1.125" - 12 Threads, (Greaseable Socket Reduces Corrosion/Wear) Left	ES423L ‡	1	
	12,000 lb. (FA228 (02228)) Axle, 5.440" Length, 1.125" - 12 Threads, (Greaseable Socket Reduces Corrosion/Wear) Right	ES423R ‡	1	
1983-1969	16,000 lb. (FA136 (02136)) Axle, 18,000 lb. (FA182 (02182)) Axle, 5.750" Length, 1.250" - 12 Threads Left	ES2040R	1	
	16,000 lb. (FA231 (02231)) Axle, 18,000 lb. (FA232 (02232)) Axle, 7.370" Length, 1.250" - 12 Threads, (Left Hand Threads, Design Allows Ease Of Installation) Left	ES2210L ‡	1	
	9,000 lb. (FA109 (02109), FA309 (02309)) Axle, 10,800 lb. (FA329 (02329)) Axle, 12,000 lb. (FA119 (02119), FA139 (02139), FA339 (02339)) Axle, 9.180" Length, 1.125" - 12 Threads, (Greaseable, Greaseable Socket Reduces Corrosion/Wear) Left	ES411L ‡	1	
	9,000 lb. (FA109 (02109), FA309 (02309)) Axle, 10,800 lb. (FA329 (02329)) Axle, 12,000 lb. (FA119 (02119), FA139 (02139), FA339 (02339)) Axle, 9.180" Length, 1.125" - 12 Threads, (Greaseable, Greaseable Socket Reduces Corrosion/Wear) Right	ES411R ‡	1	
	11,000 lb. (FA112 (02112)) Axle, Center Point Steering, 1.625" - 12 Threads, 10.50" Length Left	ES2200L	1	
	11,000 lb. (FA112 (02112)) Axle, Center Point Steering, 1.625" - 12 Threads, 10.50" Length Right	ES2201R	1	
1924				
Drag Link Assembly				
1982-1979	8,000 lb. (I-80) Axle, 16.84" Center To Center, (Greaseable Socket Reduces Corrosion/Wear)	DS1034 ‡	1	
	12,000 lb. (FF941, FF942) Axle, 18.14" Center To Center, (Greaseable Socket Reduces Corrosion/Wear)	DS979 ‡	1	
	14,000 lb. (FA342 (02342)) Axle, For codes 05298, 05337	DS1022	1	
	12,000 lb. (FA139 (02139), FA226 (02226), FA339 (02339), I-120 (02339)) Axle, For Steering Code 05335 Without Flotation Tires, 18.14" Center To Center, (Greaseable Socket Reduces Corrosion/Wear)	DS979 ‡	1	
	9,000 lb. (FA109 (02109), FA118 (02118), FA309 (02309), I-90 (02309)) Axle, For Steering Codes 05057, 05333, 05342, 18.14" Center To Center, (Greaseable Socket Reduces Corrosion/Wear)	DS979 ‡	1	
	7,500 lb. (FA101 (02101), I-75 (02101)) Axle, For Steering Codes 05057, 05345, 16.84" Center To Center, (Greaseable Socket Reduces Corrosion/Wear)	DS1034 ‡	1	
	10,800 lb. (FA127 (02127), FA329 (02329), I-108 (02329)) Axle, For Steering Codes 05058, 05332, 05335 Without Flotation Tires, 18.14" Center To Center, (Greaseable Socket Reduces Corrosion/Wear)	DS979 ‡	1	
	5,000 lb. (FA71 (02071), I-50 (02071)) Axle, 6,000 lb. (FA74 (02074), I-60 (02073)) Axle, For Steering Codes 05165, 05345, 16.84" Center To Center, (Greaseable Socket Reduces Corrosion/Wear)	DS1034 ‡	1	
Tie Rod End				
1982-1979	9,000 lb. (I-90 (02309)) Axle, 12,000 lb. (I-120) Axle, 10.84" Length Left Outer	ES3086L	1	
	9,000 lb. (I-90 (02309)) Axle, 12,000 lb. (I-120) Axle, 10.84" Length Right Outer	ES3087R	1	
	13,200 lb. (I-132) Axle, 5.44" Length Left Outer	ES2613L	1	
	9,000 lb. (FA109 (02109)) Axle, 12,000 lb. (FA226 (02226)) Axle, 13,200 lb. (FA-227) Axle, 5.44" Length, (Greaseable Socket Reduces Corrosion/Wear) Left Outer	ES423L ‡	1	
	9,000 lb. (FA109 (02109)) Axle, 12,000 lb. (FA226 (02226)) Axle, 13,200 lb. (FA-227) Axle, 5.44" Length, (Greaseable Socket Reduces Corrosion/Wear) Right Outer	ES423R ‡	1	
	9,000 lb. (FA109 (02109), FA118 (02118), FA309 (02309), I-90 (02309)) Axle, 10,800 lb. (FA127 (02127), I-108 (02329)) Axle, 12,000 lb. (FA339 (02339), I-120 (02339)) Axle, 14,000 lb. (FA342 (02342)) Axle, 9.180" Length, 1.125" - 12 Threads, (Greaseable Socket Reduces Corrosion/Wear) Left Outer	ES411L ‡	1	
	9,000 lb. (FA109 (02109), FA118 (02118), FA309 (02309), I-90 (02309)) Axle, 10,800 lb. (FA127 (02127), FA329 (02329), I-108 (02329)) Axle, 12,000 lb. (I-120 (02339)) Axle, 14,000 lb. (FA342 (02342)) Axle, 9.180" Length, 1.125" - 12 Threads, (Greaseable Socket Reduces Corrosion/Wear) Right Outer	ES411R ‡	1	
	10800 Lb Front Axle, 9.180" Length, 1.125" - 12 Threads, (Greaseable Socket Reduces Corrosion/Wear) Left Outer	ES411L ‡	1	
	12,000 lb. (FA337 (02337)) Axle, 10800 Lb Front Axle, Forged I-Beam Axle, 9.180" Length, 1.125" - 12 Threads, (Greaseable Socket Reduces Corrosion/Wear) Left Outer	ES411L ‡	1	
	12000 Lb Axle, 9.180" Length, 1.125" - 12 Threads, (Greaseable Socket Reduces Corrosion/Wear) Right Outer	ES411R ‡	1	
	12,000 lb. (I-120) Axle, 13200 LB Axle, 10.84" Length Left Outer	ES3086L	1	
	12,000 lb. (I-120) Axle, 13200 LB Axle, 10.84" Length Right Outer	ES3087R	1	
	9,000 lb. (FA242) Axle, 13,200 lb. (I-132) Axle, Forged I-Beam Axle, 9.180" Length, 1.125" - 12 Threads, (Greaseable Socket Reduces Corrosion/Wear) Left Outer	ES411L ‡	1	
	9,000 lb. (FA242) Axle, 10,800 lb. (FA337) Axle, 13,200 lb. (I-132) Axle, Forged I-Beam Axle, 9.180" Length, 1.125" - 12 Threads, (Greaseable Socket Reduces Corrosion/Wear) Right Outer	ES411R ‡	1	
1925				
Drag Link Assembly				
1982-1981	12,000 lb. (I-120 (02339)) Axle, For Models With Flotation Tires, 17.65" Center To Center	DS1021	1	
	12,000 lb. (I-120 (02339)) Axle, For Models Without Flotation Tires, 18.14" Center To Center, (Greaseable Socket Reduces Corrosion/Wear)	DS979 ‡	1	
1982-1979	5,000 lb. (I-50 (02071)) Axle, 6,000 lb. (I-60 (02073)) Axle, 7,500 lb. (I-75 (02101)) Axle, 8,000 lb. (FA104 (02104)) Axle, 16.84" Center To Center, (Greaseable Socket Reduces Corrosion/Wear)	DS1034 ‡	1	

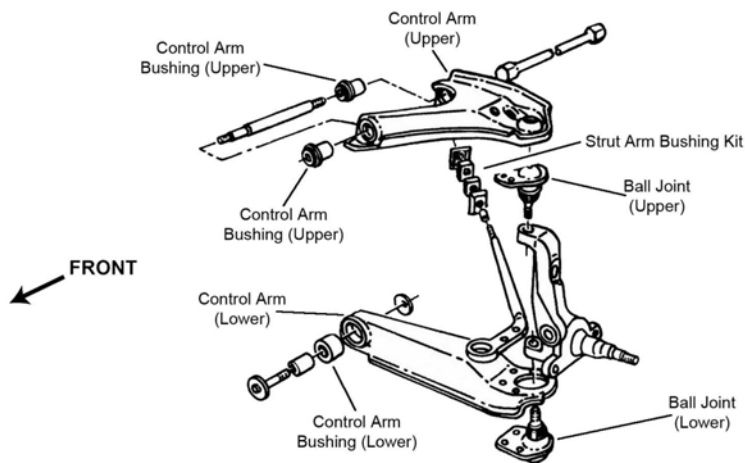
NAVISTAR/INTERNATIONAL-190, 1900 Series (Cont.)

STEERING (Cont.)

Year	Model/Application	Part	P/C Qty	Figure
1925				
Drag Link Assembly				
1982-1979 (Cont.)	9,000 lb. (I-90 (02309)) Axle, 10,800 lb. (I-108 (02329)) Axle, 18.14" Center To Center, (Greaseable Socket Reduces Corrosion/Wear)	DS979 ‡	1	
	14,000 lb. (FA342 (02342)) Axle, For codes 05298, 05337, 17.13" Center To Center	DS1022	1	
	14,000 lb. (FA342 (02342)) Axle, For codes 05298, 05337, 6.38" Center To Center, (Drag Link End)	ES3178R	1	
	10,800 lb. (FA127 (02127)) Axle, 12,000 lb. (FA339 (02339)) Axle, For Steering Code 05335 Without Flotation Tires, 18.14" Center To Center, (Greaseable Socket Reduces Corrosion/Wear)	DS979 ‡	1	
	9,000 lb. (FA109 (02109)), FA118 (02118), FA309 (02309)) Axle, For Steering Codes 05057, 05333, 05342, 18.14" Center To Center, (Greaseable Socket Reduces Corrosion/Wear)	DS979 ‡	1	
	7,500 lb. (FA101 (02101)) Axle, For Steering Codes 05057, 05345, 16.84" Center To Center, (Greaseable Socket Reduces Corrosion/Wear)	DS1034 ‡	1	
	10,800 lb. (FA329 (02329)) Axle, For Steering Codes 05058, 05332, 05335 Without Flotation Tires, 18.14" Center To Center, (Greaseable Socket Reduces Corrosion/Wear)	DS979 ‡	1	
	5,000 lb. (FA71 (02071)) Axle, 5,500 lb. (FA73 (02073)) Axle, For Steering Codes 05165, 05345, 16.84" Center To Center, (Greaseable Socket Reduces Corrosion/Wear)	DS1034 ‡	1	
	10,800 lb. (FA329 (02329)) Axle, 12,000 lb. (FA339 (02339)) Axle, For Steering Codes 05335 With Flotation Tires, 17.65" Center To Center	DS1021	1	
	14,000 lb. (SDA-1400) Axle, 16,000 lb. (I-160S) Axle, Sheppard Power Steering Gear M-80, Dual Right, With Code 0, 17.96" Center To Center	DS1281	1	
Tie Rod End				
1982-1979	5,000 lb. (FA71 (02071)), I-50 (02071)) Axle, 5,500 lb. (FA73 (02073)) Axle, 6,000 lb. (I-60 (02073)) Axle, 7,500 lb. (FA101 (02101)), I-75 (02101)) Axle, 8,000 lb. (FA104 (02104)) Axle, 1.000" - 16 Threads, 4.45" Length, (Greaseable Socket Reduces Corrosion/Wear) Left	ES373L ‡	1	
	5,000 lb. (FA71 (02071)), I-50 (02071)) Axle, 5,500 lb. (FA73 (02073)) Axle, 6,000 lb. (I-60 (02073)) Axle, 7,500 lb. (FA101 (02101)), I-75 (02101)) Axle, 8,000 lb. (FA104 (02104)) Axle, 1.000" - 16 Threads, 4.45" Length, (Greaseable Socket Reduces Corrosion/Wear) Right	ES373R ‡	1	
	12,000 lb. (I-120, I-120S (02ADD)) Axle, 13,200 lb. (I-132) Axle, 10.84" Length, 1.875" - 12 Threads, (Drop End Type) Left	ES3086L	1	
	12,000 lb. (I-120, I-120S (02ADD)) Axle, 13,200 lb. (I-132) Axle, 10.84" Length, 1.875" - 12 Threads, (Drop End Type) Right	ES3087R	1	
	7,500 lb. (S-90) Axle, 9,000 lb. (S-90) Axle, 4.880" Length, 1.125" - 12 Threads Left	ES3216R	1	
	9,000 lb. (FA109 (02109)) Axle, 12,000 lb. (FA226 (02226)) Axle, 13,200 lb. (FA-227) Axle, 5.44" Length, (Greaseable Socket Reduces Corrosion/Wear) Left Outer	ES423L ‡	1	
	9,000 lb. (FA109 (02109)) Axle, 12,000 lb. (FA226 (02226)) Axle, 13,200 lb. (FA-227) Axle, 5.44" Length, (Greaseable Socket Reduces Corrosion/Wear) Right Outer	ES423R ‡	1	
	9,000 lb. (I-90 (02309)) Axle, 10,800 lb. (I-108 (02329)) Axle, 12,000 lb. (I-120 (02339)) Axle, 5.440" Length, 1.125" - 14 Threads, (Drop End Type) Left	ES2613L	1	
	16,000 lb. (FA231 (02231)) Axle, 18,000 lb. (FA232 (02232)) Axle, 20,000 lb. (FA233 (02233)) Axle, 7.370" Length, 1.250" - 12 Threads, (Left Hand Threads, Design Allows Ease Of Installation) Left	ES2210L ‡	1	
	9,000 lb. (FA109 (02109)), FA118 (02118), FA309 (02309)) Axle, 10,800 lb. (FA127 (02127)), FA329 (02329)) Axle, 12,000 lb. (FA139 (02139)), FA226 (02226), FA339 (02339)) Axle, 14,000 lb. (FA342 (02342)) Axle, 9.180" Length, 1.125" - 12 Threads, (Greaseable, Greaseable Socket Reduces Corrosion/Wear) Left	ES411L ‡	1	
	9,000 lb. (FA109 (02109)), FA118 (02118), FA309 (02309)) Axle, 10,800 lb. (FA127 (02127)), FA329 (02329)) Axle, 12,000 lb. (FA139 (02139)), FA226 (02226), FA339 (02339)) Axle, 14,000 lb. (FA342 (02342)) Axle, 9.180" Length, 1.125" - 12 Threads, (Greaseable, Greaseable Socket Reduces Corrosion/Wear) Right	ES411R ‡	1	
	12,000 lb. (I-120S (02ADD)) Axle, 9.430" Length, 1.125" - 12 Threads Left	ES3219L	1	
	12,000 lb. (I-120S (02ADD)) Axle, 9.430" Length, 1.125" - 12 Threads Right	ES3220R	1	
	12,000 lb. (I-120, I-120S (02ADD)) Axle, 13,200 lb. (I-132) Axle, 14,000 lb. (I-140S (02ADE)) Axle, Antilock Brakes, 5.440" Length, 1.125" - 12 Threads, (Greaseable Socket Reduces Corrosion/Wear) Left	ES3217L ‡	1	
	12,000 lb. (I-120, I-120S (02ADD)) Axle, 13,200 lb. (I-132) Axle, 14,000 lb. (I-140S (02ADE)) Axle, Antilock Brakes, 5.440" Length, 1.125" - 12 Threads, (Greaseable Socket Reduces Corrosion/Wear) Right	ES3218R ‡	1	
	14,000 lb. (I-140S (02ADE)) Axle, Except Antilock Brakes, 9.430" Length, 1.125" - 12 Threads Left	ES3219L	1	
	14,000 lb. (I-140S (02ADE)) Axle, Except Antilock Brakes, 9.430" Length, 1.125" - 12 Threads Right	ES3220R	1	

200, 2000 Series-NAVISTAR/INTERNATIONAL

FRONT SUSPENSION



F154

F154

Year	Model/Application	Part	P/C Qty	Figure
200				
Ball Joint				
1975-1974	Four Wheel Drive (4X4), Axle Number FA63 (Axle Code 02063), (Powdered Metal Gusher Brg. For Better Lubrication) Upper	K8194T ‡	2	
	Four Wheel Drive (4X4), Axle Number FA63 (Axle Code 02063), (Powdered Metal Gusher Brg. For Better Lubrication) Lower	K8195T ‡	2	
	Two Wheel Drive (4x2), FA6 Axle, FA7 Axle, (Powdered Metal Gusher Brg. For Better Lubrication) Upper	K7082 ‡	2	
Control Arm Bushing				
1975-1974	Two Wheel Drive (4x2), (Optional, Eccentric Bushing, Provides Additional Positive(+) Camber Adjustment, High Quality Elastomer For Durability And Performance) Upper	K7104 ‡	2	F154
2010A				
King Bolt Set				
1980-1969	11,000 lb. (FA112 (02112)) Axle, Center Point Steering, 1.607" Pin Diameter, 8.812" Length, (Contains Nylon Bushing, Two Keyways)	8514N	1	
	9,000 lb. (FA105 (02105)) Axle, Double Lock Pin, 1.434" Pin Diameter, 8.500" Length, (Contains Nylon Bushing, Two Keyways)	8519N	1	
	11,000 lb. (FA112 (02112)) Axle, Double Lock Pin, 1.607" Pin Diameter, 8.812" Length, (Contains Metal Bushing, Two Keyways)	8514B	1	
	9,000 lb. (FA309 (02309)) Axle, 10,800 lb. (FA329 (02329)) Axle, 12,000 lb. (FA139 (02139), FA339 (02339)) Axle, Double Lock Pin, 1.609" Pin Diameter, 9.660" Length, (Contains Metal Bushing)	8503B	1	
	9,000 lb. (FA309 (02309)) Axle, 10,800 lb. (FA329 (02329)) Axle, 12,000 lb. (FA139 (02139), FA339 (02339)) Axle, Double Lock Pin, 1.609" Pin Diameter, 9.660" Length, (Contains Nylon Bushing)	8567N	1	
	12,000 lb. (FA228 (02228)) Axle, Double Lock Pin, 1.794" Pin Diameter, 10.392" Length, (Contains Metal Bushing, Two Keyways)	8553B	1	
	12,000 lb. (FA211 (02211), FA215 (02215)) Axle, Double Lock Pin, 1.794" Pin Diameter, 9.120" Length, (Contains Metal Bushing, Two Keyways)	8489B	1	
	12,000 lb. (FA211 (02211), FA215 (02215)) Axle, Double Lock Pin, 1.794" Pin Diameter, 9.120" Length, (Contains Nylon Bushing, Two Keyways)	8489N	1	
	16,000 lb. (FA136 (02136)) Axle, 18,000 lb. (FA182 (02182)) Axle, Double Lock Pin, 1.999" Pin Diameter, 11.040" Length, (Contains Metal Bushing, Two Keyways)	8518B	1	
	16,000 lb. (FA136 (02136)) Axle, 18,000 lb. (FA182 (02182)) Axle, Double Lock Pin, 1.999" Pin Diameter, 11.040" Length, (Contains Nylon Bushing, Two Keyways)	8518N	1	
	16,000 lb. (FA231 (02231)) Axle, 18,000 lb. (FA232 (02232)) Axle, Double Lock Pin, 1.999" Pin Diameter, 11.212" Length, (Contains Metal Bushing, Two Keyways)	8571B	1	
	9,000 lb. (FA109 (02109)) Axle, Double Lock Pin, 8.850" Length, 1.486" Pin Diameter, (Contains Metal Bushing, Two Keyways)	8645B	1	
	7,500 lb. (FA101 (02101)) Axle, Single Lock Pin, 1.359" Pin Diameter, 7.970" Length, (Contains Metal Bushing, One Keyway)	8577B	1	
	7,500 lb. (FA101 (02101)) Axle, Single Lock Pin, 1.361" Pin Diameter, 7.970" Length, (Contains Composite Bushing, Oversize, One Keyway)	8577C002	1	
	7,500 lb. (FA101 (02101)) Axle, Single Lock Pin, 1.369" Pin Diameter, 7.970" Length, (Contains Metal Bushing, Oversize)	8577B010	1	
	9,000 lb. (FA309 (02309)) Axle, Single Lock Pin, 1.609" Pin Diameter, 9.160" Length, (Contains Metal Bushing, One Keyway)	8583B	1	
	9,000 lb. (FA309 (02309)) Axle, Single Lock Pin, 1.609" Pin Diameter, 9.160" Length, (Contains Nylon Bushing, One Keyway)	8583N	1	
	10,800 lb. (FA329 (02329)) Axle, 12,000 lb. (FA139 (02139), FA339 (02339)) Axle, Single Lock Pin, 1.609" Pin Diameter, 9.660" Length, (Contains Metal Bushing)	8581B	1	
	10,800 lb. (FA329 (02329)) Axle, 12,000 lb. (FA139 (02139), FA339 (02339)) Axle, Single Lock Pin, 1.609" Pin Diameter, 9.660" Length, (Contains Nylon Bushing)	8581N	1	
	9,000 lb. (FA309 (02309)) Axle, Single Lock Pin, 1.611" Pin Diameter, 9.160" Length, (Contains Nylon Bushing, Oversize, One Keyway)	8583N002	1	

NAVISTAR/INTERNATIONAL-200, 2000 Series (Cont.)

FRONT SUSPENSION (Cont.)

Year	Model/Application	Part	P/C Qty	Figure	
2010A					
King Bolt Set					
1980-1969 (Cont.)	10,800 lb. (FA329 (02329)) Axle, 12,000 lb. (FA139 (02139), FA339 (02339)) Axle, Single Lock Pin, 1.611" Pin Diameter, 9.660" Length, (Contains Metal Bushing, Oversize, One Keyway)	8581B002	1		
	10,800 lb. (FA329 (02329)) Axle, 12,000 lb. (FA139 (02139), FA339 (02339)) Axle, Single Lock Pin, 1.611" Pin Diameter, 9.660" Length, (Contains Nylon Bushing, Oversize, One Keyway)	8581N002	1		
	9,000 lb. (FA109 (02109)) Axle, Single Lock Pin, 8.850" Length, 1.486" Pin Diameter, (Contains Metal Bushing, One Keyway)	8579B	1		
	Single Lock Pin, 8.850" Length, 1.486" Pin Diameter, (Contains Metal Bushing, Oversize, One Keyway)	8579B002	1		
Leaf Spring Bolt					
1978-1968		Front	K150334	2	
		Rear	K150334	4	
2110A					
King Bolt Set					
1973-1969	11,000 lb. (FA112 (02112)) Axle, Center Point Steering, 1.607" Pin Diameter, 8.812" Length, (Contains Nylon Bushing, Two Keyways)	8514N	1		
	9,000 lb. (FA105 (02105)) Axle, Double Lock Pin, 1.434" Pin Diameter, 8.500" Length, (Contains Nylon Bushing, Two Keyways)	8519N	1		
	11,000 lb. (FA112 (02112)) Axle, Double Lock Pin, 1.607" Pin Diameter, 8.812" Length, (Contains Metal Bushing, Two Keyways)	8514B	1		
	9,000 lb. (FA309 (02309)) Axle, 10,800 lb. (FA329 (02329)) Axle, 12,000 lb. (FA139 (02139), FA339 (02339)) Axle, Double Lock Pin, 1.609" Pin Diameter, 9.660" Length, (Contains Metal Bushing)	8503B	1		
	9,000 lb. (FA309 (02309)) Axle, 10,800 lb. (FA329 (02329)) Axle, 12,000 lb. (FA139 (02139), FA339 (02339)) Axle, Double Lock Pin, 1.609" Pin Diameter, 9.660" Length, (Contains Nylon Bushing)	8567N	1		
	12,000 lb. (FA228 (02228)) Axle, Double Lock Pin, 1.794" Pin Diameter, 10.392" Length, (Contains Metal Bushing, Two Keyways)	8553B	1		
	12,000 lb. (FA211 (02211), FA215 (02215)) Axle, Double Lock Pin, 1.794" Pin Diameter, 9.120" Length, (Contains Metal Bushing, Two Keyways)	8489B	1		
	12,000 lb. (FA211 (02211), FA215 (02215)) Axle, Double Lock Pin, 1.794" Pin Diameter, 9.120" Length, (Contains Nylon Bushing, Two Keyways)	8489N	1		
	16,000 lb. (FA136 (02136)) Axle, 18,000 lb. (FA182 (02182)) Axle, Double Lock Pin, 1.999" Pin Diameter, 11.040" Length, (Contains Metal Bushing, Two Keyways)	8518B	1		
	16,000 lb. (FA136 (02136)) Axle, 18,000 lb. (FA182 (02182)) Axle, Double Lock Pin, 1.999" Pin Diameter, 11.040" Length, (Contains Nylon Bushing, Two Keyways)	8518N	1		
	16,000 lb. (FA231 (02231)) Axle, 18,000 lb. (FA232 (02232)) Axle, Double Lock Pin, 1.999" Pin Diameter, 11.212" Length, (Contains Metal Bushing, Two Keyways)	8571B	1		
	9,000 lb. (FA109 (02109)) Axle, Double Lock Pin, 8.850" Length, 1.486" Pin Diameter, (Contains Metal Bushing, Two Keyways)	8645B	1		
	7,500 lb. (FA101 (02101)) Axle, Single Lock Pin, 1.359" Pin Diameter, 7.970" Length, (Contains Metal Bushing, One Keyway)	8577B	1		
	7,500 lb. (FA101 (02101)) Axle, Single Lock Pin, 1.361" Pin Diameter, 7.970" Length, (Contains Composite Bushing, Oversize, One Keyway)	8577C002	1		
	7,500 lb. (FA101 (02101)) Axle, Single Lock Pin, 1.369" Pin Diameter, 7.970" Length, (Contains Metal Bushing, Oversize)	8577B010	1		
	9,000 lb. (FA309 (02309)) Axle, Single Lock Pin, 1.609" Pin Diameter, 9.160" Length, (Contains Metal Bushing, One Keyway)	8583B	1		
	9,000 lb. (FA309 (02309)) Axle, Single Lock Pin, 1.609" Pin Diameter, 9.160" Length, (Contains Nylon Bushing, One Keyway)	8583N	1		
	10,800 lb. (FA329 (02329)) Axle, 12,000 lb. (FA139 (02139), FA339 (02339)) Axle, Single Lock Pin, 1.609" Pin Diameter, 9.660" Length, (Contains Metal Bushing)	8581B	1		
	10,800 lb. (FA329 (02329)) Axle, 12,000 lb. (FA139 (02139), FA339 (02339)) Axle, Single Lock Pin, 1.609" Pin Diameter, 9.660" Length, (Contains Nylon Bushing)	8581N	1		
	9,000 lb. (FA309 (02309)) Axle, Single Lock Pin, 1.611" Pin Diameter, 9.160" Length, (Contains Nylon Bushing, Oversize, One Keyway)	8583N002	1		
	10,800 lb. (FA329 (02329)) Axle, 12,000 lb. (FA139 (02139), FA339 (02339)) Axle, Single Lock Pin, 1.611" Pin Diameter, 9.660" Length, (Contains Metal Bushing, Oversize, One Keyway)	8581B002	1		
	10,800 lb. (FA329 (02329)) Axle, 12,000 lb. (FA139 (02139), FA339 (02339)) Axle, Single Lock Pin, 1.611" Pin Diameter, 9.660" Length, (Contains Nylon Bushing, Oversize, One Keyway)	8581N002	1		
	9,000 lb. (FA109 (02109)) Axle, Single Lock Pin, 8.850" Length, 1.486" Pin Diameter, (Contains Metal Bushing, One Keyway)	8579B	1		
	Leaf Spring Bolt				
	1973-1968		Front	K150334	2
			Rear	K150334	4
	2125				
	King Bolt Set				
	1981-1980	5,000 lb. (FA71 (02071)) Axle, 5,500 lb. (FA73 (02073)) Axle, 6,000 lb. (I-60 (02073)) Axle, 7,500 lb. (FA101 (02101), I-75 (02101)) Axle, 8,000 lb. (FA104 (02104), I-80) Axle, 1.359" Pin Diameter, 7.970" Length, (Contains Composite Bushing, One Keyway)	8577C	1	
		9,000 lb. (FA109 (02109)) Axle, 1.484" Pin Diameter, 8.850" Length, (Contains Metal Bushing, Two Keyways)	80066B	1	
		9,000 lb. (FA309 (02309), I-90 (02309)) Axle, 10,800 lb. (I-108 (02329)) Axle, 12,000 lb. (I-120 (02339)) Axle, 13,200 lb. (I-132) Axle, 1.609" Pin Diameter, 9.160" Length, (Contains Composite Bushing, Two Keyways)	8610C	1	

(Cont.) 200, 2000 Series-NAVISTAR/INTERNATIONAL**FRONT SUSPENSION (Cont.)**

Year	Model/Application	Part	P/C Qty	Figure	
2125					
King Bolt Set					
1981-1980 (Cont.)	9,000 lb. (FA118 (02118)) Axle, 10,800 lb. (FA127 (02127), FA329 (02329)) Axle, 12,000 lb. (FA139 (02139), FA339 (02339)) Axle, 14,000 lb. (FA342 (02342)) Axle, 1.609" Pin Diameter, 9.660" Length, (Contains Metal Bushing, Two Keyways, Contains Bolts And Washers)	8567B	1		
	9,000 lb. (FA109 (02109)) Axle, 8.850" Length, 1.486" Pin Diameter, (Contains Metal Bushing, Oversize, One Keyway)	8579B002	1		
	5,000 lb. (FA71 (02071), I-50 (02071)) Axle, 5,500 lb. (FA73 (02073)) Axle, 6,000 lb. (I-60 (02073)) Axle, 7,500 lb. (FA101 (02101), I-75 (02101)) Axle, 8,000 lb. (FA104 (02104), I-80) Axle, Double Lock Pin, 1.359" Pin Diameter, 7.970" Length, (Contains Composite Bushing, Two Keyways)	8637C	1		
1981-1979	12,000 lb. (I-120S (02ADD)) Axle, 14,000 lb. (I-140S (02ADE)) Axle, 2.046" Pin Diameter, 10.120" Length, (Contains Metal Bushing, Two Keyways)	8657B	1		
	9,000 lb. (I-100S (02ADC)) Axle, 12,000 lb. (I-120S (02ADD)) Axle, 14,000 lb. (I-140S (02ADE)) Axle, 9.870" Length, 1.921" Pin Diameter, (Contains Metal Bushing, Two Keyways)	8655B	1		
	7,500 lb. (I-75 (02101)) Axle, 8,000 lb. (I-80) Axle, Double Lock Pin, 1.359" Pin Diameter, 7.970" Length, (Contains Metal Bushing, Two Keyways)	8637B	1		
	9,000 lb. (FA309 (02309), I-90 (02309)) Axle, Double Lock Pin, 1.609" Pin Diameter, 9.160" Length, (Contains Metal Bushing, Two Keyways)	8610B	1		
	10,800 lb. (FA329 (02329)) Axle, 12,000 lb. (FA339 (02339)) Axle, Double Lock Pin, 1.609" Pin Diameter, 9.660" Length, (Contains Metal Bushing)	8503B	1		
	9,000 lb. (FA118 (02118)) Axle, 10,800 lb. (FA127 (02127), I-108 (02329)) Axle, 12,000 lb. (FA139 (02139), I-120 (02339)) Axle, 14,000 lb. (FA342 (02342)) Axle, Double Lock Pin, 1.609" Pin Diameter, 9.660" Length, (Contains Metal Bushing, Bolts And Washers Not Included)	8617B	1		
	10,800 lb. (FA329 (02329)) Axle, 12,000 lb. (FA339 (02339)) Axle, Double Lock Pin, 1.609" Pin Diameter, 9.660" Length, (Contains Nylon Bushing)	8567N	1		
	12,000 lb. (FA226 (02226), FA227 (02227)) Axle, Double Lock Pin, 1.794" Pin Diameter, 10.392" Length, (Contains Metal Bushing, Two Keyways)	8590B	1		
	16,000 lb. (FA231 (02231)) Axle, 18,000 lb. (FA232 (02232)) Axle, 20,000 lb. (FA233 (02233)) Axle, Double Lock Pin, 1.999" Pin Diameter, 11.212" Length, (Contains Metal Bushing, Two Keyways)	8571B	1		
	9,000 lb. (FA109 (02109)) Axle, Double Lock Pin, 8.850" Length, 1.486" Pin Diameter, (Contains Metal Bushing, Two Keyways)	8645B	1		
	5,000 lb. (I-50 (02071)) Axle, 6,000 lb. (I-60 (02073)) Axle, 7,500 lb. (FA101 (02101), I-75 (02101)) Axle, 8,000 lb. (FA104 (02104)) Axle, Single Lock Pin, 1.359" Pin Diameter, 7.970" Length, (Contains Metal Bushing, One Keyway)	8577B	1		
	5,000 lb. (I-50 (02071)) Axle, 6,000 lb. (I-60 (02073)) Axle, 7,500 lb. (FA101 (02101), I-75 (02101)) Axle, 8,000 lb. (FA104 (02104)) Axle, Single Lock Pin, 1.361" Pin Diameter, 7.970" Length, (Contains Composite Bushing, Oversize, One Keyway)	8577C002	1		
	5,000 lb. (I-50 (02071)) Axle, 6,000 lb. (I-60 (02073)) Axle, 7,500 lb. (FA101 (02101), I-75 (02101)) Axle, 8,000 lb. (FA104 (02104)) Axle, Single Lock Pin, 1.369" Pin Diameter, 7.970" Length, (Contains Metal Bushing, Oversize)	8577B010	1		
	9,000 lb. (FA309 (02309)) Axle, Single Lock Pin, 1.609" Pin Diameter, 9.160" Length, (Contains Metal Bushing, One Keyway)	8583B	1		
	9,000 lb. (FA309 (02309)) Axle, Single Lock Pin, 1.609" Pin Diameter, 9.160" Length, (Contains Nylon Bushing, One Keyway)	8583N	1		
	9,000 lb. (FA118 (02118)) Axle, 12,000 lb. (FA139 (02139)) Axle, Single Lock Pin, 1.609" Pin Diameter, 9.660" Length, (Contains Metal Bushing)	8581B	1		
	9,000 lb. (FA118 (02118)) Axle, 12,000 lb. (FA139 (02139)) Axle, Single Lock Pin, 1.609" Pin Diameter, 9.660" Length, (Contains Nylon Bushing)	8581N	1		
	9,000 lb. (FA309 (02309)) Axle, Single Lock Pin, 1.611" Pin Diameter, 9.160" Length, (Contains Nylon Bushing, Oversize, One Keyway)	8583N002	1		
	9,000 lb. (FA118 (02118)) Axle, 12,000 lb. (FA339 (02339)) Axle, Single Lock Pin, 1.611" Pin Diameter, 9.660" Length, (Contains Metal Bushing, Oversize, One Keyway)	8581B002	1		
	9,000 lb. (FA118 (02118)) Axle, 12,000 lb. (FA139 (02139)) Axle, Single Lock Pin, 1.611" Pin Diameter, 9.660" Length, (Contains Nylon Bushing, Oversize, One Keyway)	8581N002	1		
	9,000 lb. (FA109 (02109)) Axle, Single Lock Pin, 8.850" Length, 1.486" Pin Diameter, (Contains Metal Bushing, One Keyway)	8579B	1		
	2275				
	King Bolt Set				
	1986-1979	7,000 lb. (FA97 (02097)) Axle, 1.234" Pin Diameter, 7.656" Length, (Contains Metal Bushing, One Keyway)	8375B	1	
		9,000 lb. (FA309 (02309), I-90 (02309)) Axle, 10,800 lb. (I-108 (02329)) Axle, 1.609" Pin Diameter, 9.160" Length, (Contains Composite Bushing, Two Keyways)	8610C	1	
		12,000 lb. (EFA12F3) Axle, 1.625" Pin Diameter, 9.200" Length, (Contains Metal Bushing, One Keyway)	8647B	1	
		12,000 lb. (EFA12F3) Axle, 1.63" Diameter, 9.200" Length, (Contains Composite Bushing, One Keyway)	8618C	1	
12,000 lb. (FA340 (02340)) Axle, 1.999" Pin Diameter, 11.040" Length, (Contains Nylon Bushing, Two Keyways)		8518N	1		
12,000 lb. (FA226 (02226), FF961) Axle, 13,200 lb. (FF942) Axle, 10.39" Length, 1.790" Pin Diameter, (Contains Composite Bushing, Two Keyways)		80063C	1		
12,000 lb. (FA226 (02226), FF961) Axle, 13,200 lb. (FF942) Axle, 10.39" Length, 1.790" Pin Diameter, (Contains Metal Bushing, Two Keyways)		80063B	1		
1986-1971	14,000 lb. (I-140S (02ADE)) Axle, 2.046" Pin Diameter, 10.120" Length, (Contains Metal Bushing, Two Keyways)	8657B	1		
	9,000 lb. (I-100S (02ADC)) Axle, 12,000 lb. (I-120S (02ADD)) Axle, 9.870" Length, 1.921" Pin Diameter, (Contains Metal Bushing, Two Keyways)	8655B	1		
	10,800 lb. (FA341 (02341)) Axle, 12,000 lb. (FA340 (02340)) Axle, Aluminum Axle, 1.611" Pin Diameter, 9.660" Length, (Contains Composite Bushing, One Keyway)	80079C	1		

NAVISTAR/INTERNATIONAL-200, 2000 Series (Cont.)

FRONT SUSPENSION (Cont.)

Year	Model/Application	Part	P/C Qty	Figure
2275				
King Bolt Set				
1986-1971 (Cont.)	9,000 lb. (FA309 (02309), I-90 (02309)) Axle, Double Lock Pin, 1.609" Pin Diameter, 9.160" Length, (Contains Metal Bushing, Two Keyways)	8610B	1	
	9,000 lb. (FA309 (02309)) Axle, 10,800 lb. (FA329 (02329)) Axle, 12,000 lb. (FA338 (02338), FA339 (02339)) Axle, Double Lock Pin, 1.609" Pin Diameter, 9.660" Length, (Contains Metal Bushing, Bolts And Washers Not Included)	8617B	1	
	10,800 lb. (FA329 (02329)) Axle, 12,000 lb. (FA339 (02339)) Axle, Double Lock Pin, 1.609" Pin Diameter, 9.660" Length, (Contains Nylon Bushing)	8567N	1	
	12,000 lb. (FA226 (02226)) Axle, Double Lock Pin, 1.794" Pin Diameter, 10.392" Length, (Contains Metal Bushing, Two Keyways)	8590B	1	
	16,000 lb. (FA231 (02231)) Axle, 18,000 lb. (FA232 (02232)) Axle, 20,000 lb. (FA233 (02233)) Axle, Double Lock Pin, 1.999" Pin Diameter, 11.212" Length, (Contains Metal Bushing, Two Keyways)	8571B	1	
	9,000 lb. (FA309 (02309)) Axle, Single Lock Pin, 1.609" Pin Diameter, 9.160" Length, (Contains Metal Bushing, One Keyway)	8583B	1	
	9,000 lb. (FA309 (02309)) Axle, Single Lock Pin, 1.609" Pin Diameter, 9.160" Length, (Contains Nylon Bushing, One Keyway)	8583N	1	
	10,800 lb. (FA341 (02341)) Axle, Single Lock Pin, 1.609" Pin Diameter, 9.660" Length, (Contains Metal Bushing)	8581B	1	
	10,800 lb. (FA341 (02341)) Axle, Single Lock Pin, 1.609" Pin Diameter, 9.660" Length, (Contains Nylon Bushing)	8581N	1	
	9,000 lb. (FA309 (02309)) Axle, Single Lock Pin, 1.611" Pin Diameter, 9.160" Length, (Contains Nylon Bushing, Oversize, One Keyway)	8583N002	1	
	10,800 lb. (FA329 (02329)) Axle, 12,000 lb. (FA339 (02339)) Axle, Single Lock Pin, 1.611" Pin Diameter, 9.660" Length, (Contains Metal Bushing, Oversize, One Keyway)	8581B002	1	
	10,800 lb. (FA341 (02341)) Axle, Single Lock Pin, 1.611" Pin Diameter, 9.660" Length, (Contains Nylon Bushing, Oversize, One Keyway)	8581N002	1	
	1981	10,800 lb. (FA329 (02329)) Axle, 12,000 lb. (FA339 (02339)) Axle, Double Lock Pin, Thru 8/81, 1.609" Pin Diameter, 9.660" Length, (Contains Metal Bushing)	8503B	1
10,800 lb. (FA341 (02341)) Axle, Single Lock Pin, From 8/81, 1.611" Pin Diameter, 9.660" Length, (Contains Nylon Bushing, Oversize, One Keyway)		8581N002	1	
10,800 lb. (FA341 (02341)) Axle, Single Lock Pin, Thru 8/81, 1.611" Pin Diameter, 9.660" Length, (Contains Metal Bushing, Oversize, One Keyway)		8581B002	1	
1981-1979	10,800 lb. (FA329 (02329)) Axle, 1.609" Pin Diameter, 9.660" Length, (Contains Metal Bushing, Two Keyways, Contains Bolts And Washers)	8567B	1	
1980-1971	10,800 lb. (FA329 (02329)) Axle, 12,000 lb. (FA339 (02339)) Axle, Double Lock Pin, 1.609" Pin Diameter, 9.660" Length, (Contains Metal Bushing)	8503B	1	
Leaf Spring Bolt				
1986-1979	Axle Codes 02309, 02329, 02339, 02341	Front	K150336	2
	Axle Codes 02309, 02329, 02339, 02341	Rear	K150335	4
2524				
King Bolt Set				
1981	10,800 lb. (FA329 (02329)) Axle, 12,000 lb. (FA339 (02339)) Axle, Double Lock Pin, Thru 8/81, 1.609" Pin Diameter, 9.660" Length, (Contains Metal Bushing)	8503B	1	
	10,800 lb. (FA341 (02341)) Axle, Single Lock Pin, From 8/81, 1.611" Pin Diameter, 9.660" Length, (Contains Nylon Bushing, Oversize, One Keyway)	8581N002	1	
	10,800 lb. (FA341 (02341)) Axle, Single Lock Pin, Thru 8/81, 1.611" Pin Diameter, 9.660" Length, (Contains Metal Bushing, Oversize, One Keyway)	8581B002	1	
1981-1978	14,000 lb. (I-140S (02ADE)) Axle, 2.046" Pin Diameter, 10.120" Length, (Contains Metal Bushing, Two Keyways)	8657B	1	
	9,000 lb. (I-100S (02ADC)) Axle, 12,000 lb. (I-120S (02ADD)) Axle, 9.870" Length, 1.921" Pin Diameter, (Contains Metal Bushing, Two Keyways)	8655B	1	
	10,800 lb. (FA341 (02341)) Axle, 12,000 lb. (FA340 (02340)) Axle, Aluminum Axle, 1.611" Pin Diameter, 9.660" Length, (Contains Composite Bushing, One Keyway)	80079C	1	
	9,000 lb. (FA309 (02309)) Axle, Double Lock Pin, 1.609" Pin Diameter, 9.160" Length, (Contains Metal Bushing, Two Keyways)	8610B	1	
	9,000 lb. (FA309 (02309)) Axle, 10,800 lb. (FA329 (02329)) Axle, 12,000 lb. (FA338 (02338), FA339 (02339)) Axle, Double Lock Pin, 1.609" Pin Diameter, 9.660" Length, (Contains Metal Bushing, Bolts And Washers Not Included)	8617B	1	
	10,800 lb. (FA329 (02329)) Axle, 12,000 lb. (FA339 (02339)) Axle, Double Lock Pin, 1.609" Pin Diameter, 9.660" Length, (Contains Nylon Bushing)	8567N	1	
	12,000 lb. (FA226 (02226)) Axle, Double Lock Pin, 1.794" Pin Diameter, 10.392" Length, (Contains Metal Bushing, Two Keyways)	8590B	1	
	16,000 lb. (FA231 (02231)) Axle, 18,000 lb. (FA232 (02232)) Axle, 20,000 lb. (FA233 (02233)) Axle, Double Lock Pin, 1.999" Pin Diameter, 11.212" Length, (Contains Metal Bushing, Two Keyways)	8571B	1	
	9,000 lb. (FA309 (02309)) Axle, Single Lock Pin, 1.609" Pin Diameter, 9.160" Length, (Contains Metal Bushing, One Keyway)	8583B	1	
	9,000 lb. (FA309 (02309)) Axle, Single Lock Pin, 1.609" Pin Diameter, 9.160" Length, (Contains Nylon Bushing, One Keyway)	8583N	1	
	10,800 lb. (FA341 (02341)) Axle, 12,000 lb. (FA340 (02340)) Axle, Single Lock Pin, 1.609" Pin Diameter, 9.660" Length, (Contains Metal Bushing)	8581B	1	
	10,800 lb. (FA341 (02341)) Axle, 12,000 lb. (FA340 (02340)) Axle, Single Lock Pin, 1.609" Pin Diameter, 9.660" Length, (Contains Nylon Bushing)	8581N	1	
	9,000 lb. (FA309 (02309)) Axle, Single Lock Pin, 1.611" Pin Diameter, 9.160" Length, (Contains Nylon Bushing, Oversize, One Keyway)	8583N002	1	

(Cont.) 200, 2000 Series-NAVISTAR/INTERNATIONAL**FRONT SUSPENSION (Cont.)**

Year	Model/Application	Part	P/C Qty	Figure
2524				
King Bolt Set				
1981-1978 (Cont.)	10,800 lb. (FA329 (02329)) Axle, 12,000 lb. (FA339 (02339), FA340 (02340)) Axle, Single Lock Pin, 1.611" Pin Diameter, 9.660" Length, (Contains Metal Bushing, Oversize, One Keyway)	8581B002	1	
	12,000 lb. (FA340 (02340)) Axle, Single Lock Pin, 1.611" Pin Diameter, 9.660" Length, (Contains Nylon Bushing, Oversize, One Keyway)	8581N002	1	
1980-1978	10,800 lb. (FA329 (02329)) Axle, 12,000 lb. (FA339 (02339)) Axle, Double Lock Pin, 1.609" Pin Diameter, 9.660" Length, (Contains Metal Bushing)	8503B	1	
Leaf Spring Bolt				
1981-1979	Axle Code 02339 Axle Code 02339 Axle Codes 02231, 02232	Front	K150336	4
		Rear	K150335	2
		Rear	K150341	4
2624				
King Bolt Set				
1981	10,800 lb. (FA329 (02329)) Axle, 12,000 lb. (FA339 (02339)) Axle, Double Lock Pin, Thru 8/81, 1.609" Pin Diameter, 9.660" Length, (Contains Metal Bushing)	8503B	1	
	10,800 lb. (FA341 (02341)) Axle, Single Lock Pin, From 8/81, 1.611" Pin Diameter, 9.660" Length, (Contains Nylon Bushing, Oversize, One Keyway)	8581N002	1	
	10,800 lb. (FA341 (02341)) Axle, Single Lock Pin, Thru 8/81, 1.611" Pin Diameter, 9.660" Length, (Contains Metal Bushing, Oversize, One Keyway)	8581B002	1	
1981-1979	14,000 lb. (I-140S (02ADE)) Axle, 2.046" Pin Diameter, 10.120" Length, (Contains Metal Bushing, Two Keyways)	8657B	1	
	9,000 lb. (I-100S (02ADC)) Axle, 12,000 lb. (I-120S (02ADD)) Axle, 9.870" Length, 1.921" Pin Diameter, (Contains Metal Bushing, Two Keyways)	8655B	1	
	10,800 lb. (FA341 (02341)) Axle, 12,000 lb. (FA340 (02340)) Axle, Aluminum Axle, 1.611" Pin Diameter, 9.660" Length, (Contains Composite Bushing, One Keyway)	80079C	1	
	9,000 lb. (FA309 (02309)) Axle, Double Lock Pin, 1.609" Pin Diameter, 9.160" Length, (Contains Metal Bushing, Two Keyways)	8610B	1	
	9,000 lb. (FA309 (02309)) Axle, 10,800 lb. (FA329 (02329)) Axle, 12,000 lb. (FA338 (02338), FA339 (02339)) Axle, Double Lock Pin, 1.609" Pin Diameter, 9.660" Length, (Contains Metal Bushing, Bolts And Washers Not Included)	8617B	1	
	10,800 lb. (FA329 (02329)) Axle, 12,000 lb. (FA339 (02339)) Axle, Double Lock Pin, 1.609" Pin Diameter, 9.660" Length, (Contains Nylon Bushing)	8567N	1	
	12,000 lb. (FA226 (02226)) Axle, Double Lock Pin, 1.794" Pin Diameter, 10.392" Length, (Contains Metal Bushing, Two Keyways)	8590B	1	
	16,000 lb. (FA231 (02231)) Axle, 18,000 lb. (FA232 (02232)) Axle, 20,000 lb. (FA233 (02233)) Axle, Double Lock Pin, 1.999" Pin Diameter, 11.212" Length, (Contains Metal Bushing, Two Keyways)	8571B	1	
	9,000 lb. (FA309 (02309)) Axle, Single Lock Pin, 1.609" Pin Diameter, 9.160" Length, (Contains Metal Bushing, One Keyway)	8583B	1	
	9,000 lb. (FA309 (02309)) Axle, Single Lock Pin, 1.609" Pin Diameter, 9.160" Length, (Contains Nylon Bushing, One Keyway)	8583N	1	
	10,800 lb. (FA341 (02341)) Axle, 12,000 lb. (FA340 (02340)) Axle, Single Lock Pin, 1.609" Pin Diameter, 9.660" Length, (Contains Metal Bushing)	8581B	1	
	10,800 lb. (FA341 (02341)) Axle, 12,000 lb. (FA340 (02340)) Axle, Single Lock Pin, 1.609" Pin Diameter, 9.660" Length, (Contains Nylon Bushing)	8581N	1	
	9,000 lb. (FA309 (02309)) Axle, Single Lock Pin, 1.611" Pin Diameter, 9.160" Length, (Contains Nylon Bushing, Oversize, One Keyway)	8583N002	1	
	10,800 lb. (FA329 (02329)) Axle, 12,000 lb. (FA339 (02339), FA340 (02340)) Axle, Single Lock Pin, 1.611" Pin Diameter, 9.660" Length, (Contains Metal Bushing, Oversize, One Keyway)	8581B002	1	
	12,000 lb. (FA340 (02340)) Axle, Single Lock Pin, 1.611" Pin Diameter, 9.660" Length, (Contains Nylon Bushing, Oversize, One Keyway)	8581N002	1	
	1980-1979	10,800 lb. (FA329 (02329)) Axle, 12,000 lb. (FA339 (02339)) Axle, Double Lock Pin, 1.609" Pin Diameter, 9.660" Length, (Contains Metal Bushing)	8503B	1
Leaf Spring Bolt				
1981-1979	Axle Code 02339 Axle Code 02339 Axle Codes 02231, 02232	Front	K150336	2
		Rear	K150335	4
		Rear	K150341	4
CO200 Series				
Leaf Spring Bolt				
1965-1957		Rear	K150342	4
CO220				
Leaf Spring Bolt				
1965-1957		Rear	K150342	4
F2675				
King Bolt Set				
1989-1987	7,000 lb. (FA97 (02097)) Axle, 1.234" Pin Diameter, 7.656" Length, (Contains Metal Bushing, One Keyway)	8375B	1	
	9,000 lb. (FA309 (02309), I-90 (02309)) Axle, 10,800 lb. (I-108 (02329)) Axle, 1.609" Pin Diameter, 9.160" Length, (Contains Composite Bushing, Two Keyways)	8610C	1	
	9,000 lb. (FA309 (02309), I-90 (02309)) Axle, 1.609" Pin Diameter, 9.160" Length, (Contains Nylon Bushing, One Keyway)	8583N	1	

NAVISTAR/INTERNATIONAL-200, 2000 Series (Cont.)

FRONT SUSPENSION (Cont.)

Year	Model/Application	Part	P/C Qty	Figure
F2675				
King Bolt Set				
1989-1987 (Cont.)	9,000 lb. (FA309 (02309), I-90 (02309)) Axle, 1.611" Pin Diameter, 9.160" Length, (Contains Nylon Bushing, Oversize, One Keyway)	8583N002	1	
	10,800 lb. (FA341 (02341)) Axle, 12,000 lb. (FA340 (02340)) Axle, 1.611" Pin Diameter, 9.660" Length, (Contains Composite Bushing, One Keyway)	80079C	1	
	10,800 lb. (FA329 (02329), FA341 (02341), I-108 (02329)) Axle, 12,000 lb. (FA339 (02339), FA340 (02340)) Axle, 24,000 lb. (FA248) Axle, 1.611" Pin Diameter, 9.660" Length, (Contains Metal Bushing, Oversize, One Keyway)	8581B002	1	
	10,800 lb. (FA341 (02341)) Axle, 24,000 lb. (FA248) Axle, 1.611" Pin Diameter, 9.660" Length, (Contains Nylon Bushing, Oversize, One Keyway)	8581N002	1	
	12,000 lb. (EFA-12F4) Axle, 1.625" Pin Diameter, 9.200" Length, (Contains Metal Bushing, One Keyway)	8647B	1	
	12,000 lb. (EFA-12F3, EFA-12F4) Axle, 1.63" Diameter, 9.200" Length, (Contains Composite Bushing, One Keyway)	8618C	1	
	12,000 lb. (FA226 (02226)) Axle, 1.794" Pin Diameter, 10.392" Length, (Contains Metal Bushing, Two Keyways)	8590B	1	
	12,000 lb. (FA340 (02340)) Axle, 1.999" Pin Diameter, 11.040" Length, (Contains Nylon Bushing, Two Keyways)	8518N	1	
	16,000 lb. (FA231 (02231)) Axle, 18,000 lb. (FA232 (02232)) Axle, 20,000 lb. (FA233 (02233)) Axle, 1.999" Pin Diameter, 11.212" Length, (Contains Metal Bushing, Two Keyways)	8571B	1	
	12,000 lb. (FA226 (02226), FF961) Axle, 13,200 lb. (FF942) Axle, 10.39" Length, 1.790" Pin Diameter, (Contains Composite Bushing, Two Keyways)	80063C	1	
	12,000 lb. (FA226 (02226), FF961) Axle, 13,200 lb. (FF942) Axle, 10.39" Length, 1.790" Pin Diameter, (Contains Metal Bushing, Two Keyways)	80063B	1	
	9,000 lb. (FA309 (02309), I-90 (02309)) Axle, Double Lock Pin, 1.609" Pin Diameter, 9.160" Length, (Contains Metal Bushing, Two Keyways)	8610B	1	
	9,000 lb. (FA309 (02309)) Axle, 12,000 lb. (FA336, FA337 (02337), FA338 (02338), FA339 (02339)) Axle, Double Lock Pin, 1.609" Pin Diameter, 9.660" Length, (Contains Metal Bushing, Bolts And Washers Not Included)	8617B	1	
	10,800 lb. (FA329 (02329)) Axle, 12,000 lb. (FA339 (02339)) Axle, Double Lock Pin, 1.609" Pin Diameter, 9.660" Length, (Contains Nylon Bushing)	8567N	1	
	10,800 lb. (FA329 (02329), FA341 (02341), I-108 (02329)) Axle, 12,000 lb. (FA339 (02339), FA340 (02340)) Axle, 24,000 lb. (FA248) Axle, Single Lock Pin, 1.609" Pin Diameter, 9.660" Length, (Contains Metal Bushing)	8581B	1	
	10,800 lb. (FA341 (02341)) Axle, 24,000 lb. (FA248) Axle, Single Lock Pin, 1.609" Pin Diameter, 9.660" Length, (Contains Nylon Bushing)	8581N	1	
1988	12,000 lb. (FA340 (02340)) Axle, Aluminum Axle, 1.611" Pin Diameter, 9.660" Length, (Contains Composite Bushing, One Keyway)	80079C	1	
R200				
Leaf Spring Bolt				
1965-1957		Front Rear	K150342 K150342	2 4
V200				
Leaf Spring Bolt				
1965-1957		Front Rear	K150342 K150342	2 4
VCO200				
Leaf Spring Bolt				
1965-1957		Rear	K150342	4
VCO220				
Leaf Spring Bolt				
1965-1962		Rear	K150342	4
STEERING				
Year	Model/Application	Part	P/C Qty	Figure
200				
Steering Damper Bellows				
1975-1974	Four Wheel Drive (4X4), 3-1/2" Outside Diameter Front Axle And 1-1/2" Tie Rod, (Trail Boss)	Front	SSD68	1
	Four Wheel Drive (4X4), Straight Axle, (Super Trail Boss)	Front	SSD90	1
	Four Wheel Drive (4X4), Straight Axle, (Trail Boss)	Front	SSD68	1
Steering Damper Cylinder				
1975-1974	Four Wheel Drive (4X4), 3-1/2" Outside Diameter Front Axle And 1-1/2" Tie Rod, (Trail Boss)	Front	SSD48	1
	Four Wheel Drive (4X4), Straight Axle, (Super Trail Boss)	Front	SSD82	1
	Four Wheel Drive (4X4), Straight Axle, (Trail Boss)	Front	SSD48	1
Steering Damper Kit				
1975-1974	Four Wheel Drive (4X4), 3-1/2" Outside Diameter Front Axle And 1-1/2" Tie Rod, (Trail Boss)	Front	SSD11	1
	Four Wheel Drive (4X4), Straight Axle, (Super Trail Boss)	Front	SSD92	1
	Four Wheel Drive (4X4), Straight Axle, (Trail Boss)	Front	SSD13	1

(Cont.) 200, 2000 Series-NAVISTAR/INTERNATIONAL**STEERING (Cont.)**

Year	Model/Application	Part	P/C Qty	Figure
200				
Tie Rod End				
1975-1974	Four Wheel Drive (4X4), 1.000" - 16 Threads, 3.750" Length, (Powdered Metal Gusher Brg. For Better Lubrication)	Left Outer ES176R ‡	1	
	Four Wheel Drive (4X4), Axle Number FA63 (Axle Code 02063), (Includes Sunoloy-Coated Metal Bearing To Combine Durability With Smooth Stud Swing)	Left Outer ES392L ‡	1	
	Four Wheel Drive (4X4), Axle Number FA63 (Axle Code 02063), (Includes Sunoloy-Coated Metal Bearing To Combine Durability With Smooth Stud Swing)	Right Outer ES2053R ‡	1	
2010A				
Drag Link Assembly				
1980-1968	9,000 lb. Axle, For Steering Codes 05320, 05322, 05326, 532900, Power Steering, 15.28" Center To Center	DS973	1	
	12,000 lb. (FA139 (02139)) Axle, For Steering Codes 05321, 05323, 14.45" Center To Center	DS974	1	
	12,000 lb. Axle, For Steering Codes 05321, 05323, 15.28" Center To Center	DS973	1	
	7,000 lb. (FA98 (02329) (02098)) Axle, 7,500 lb. (FA101 (02101)) Axle, Power Steering, 15.27" Center To Center	DS963	1	
Tie Rod End				
1980-1970	7,500 lb. (FA101 (02101)) Axle, 1.000" - 16 Threads, 4.45" Length, (Greaseable Socket Reduces Corrosion/Wear)	Left ES373L ‡	1	
	7,500 lb. (FA101 (02101)) Axle, 1.000" - 16 Threads, 4.45" Length, (Greaseable Socket Reduces Corrosion/Wear)	Right ES373R ‡	1	
	9,000 lb. (FA105 (02105)) Axle, 12,000 lb. (FA211 (02211), FA215 (02215)) Axle, 1.125" - 12 Threads, 4.88" Length, (Greaseable Socket Reduces Corrosion/Wear)	Left ES187L ‡	1	
	12,000 lb. (FA228 (02228)) Axle, 5.440" Length, 1.125" - 12 Threads, (Greaseable Socket Reduces Corrosion/Wear)	Left ES423L ‡	1	
	12,000 lb. (FA228 (02228)) Axle, 5.440" Length, 1.125" - 12 Threads, (Greaseable Socket Reduces Corrosion/Wear)	Right ES423R ‡	1	
1980-1969	16,000 lb. (FA136 (02136)) Axle, 18,000 lb. (FA182 (02182)) Axle, 5.750" Length, 1.250" - 12 Threads	Left ES2040R	1	
	16,000 lb. (FA231 (02231)) Axle, 18,000 lb. (FA232 (02232)) Axle, 7.370" Length, 1.250" - 12 Threads, (Left Hand Threads, Design Allows Ease Of Installation)	Left ES2210L ‡	1	
	9,000 lb. (FA109 (02109), FA309 (02309)) Axle, 10,800 lb. (FA329 (02329)) Axle, 12,000 lb. (FA119 (02119), FA139 (02139), FA339 (02339)) Axle, 9.180" Length, 1.125" - 12 Threads, (Greaseable, Greaseable Socket Reduces Corrosion/Wear)	Left ES411L ‡	1	
	9,000 lb. (FA109 (02109), FA309 (02309)) Axle, 10,800 lb. (FA329 (02329)) Axle, 12,000 lb. (FA119 (02119), FA139 (02139), FA339 (02339)) Axle, 9.180" Length, 1.125" - 12 Threads, (Greaseable, Greaseable Socket Reduces Corrosion/Wear)	Right ES411R ‡	1	
	11,000 lb. (FA112 (02112)) Axle, Center Point Steering, 1.625" - 12 Threads, 10.50" Length	Left ES2200L	1	
	11,000 lb. (FA112 (02112)) Axle, Center Point Steering, 1.625" - 12 Threads, 10.50" Length	Right ES2201R	1	
2110A				
Drag Link Assembly				
1973-1968	16,000 lb. (FA136 (02136)) Axle, Except Steering Codes 05290, 05291, 15.27" Center To Center	DS963	1	
	9,000 lb. Axle, For Steering Codes 05320, 05322, 05326, 532900, Power Steering, 15.28" Center To Center	DS973	1	
	12,000 lb. (FA139 (02139)) Axle, For Steering Codes 05321, 05323, 14.45" Center To Center	DS974	1	
	12,000 lb. Axle, For Steering Codes 05321, 05323, 15.28" Center To Center	DS973	1	
	7,000 lb. (FA98 (02329) (02098)) Axle, Power Steering, 15.27" Center To Center	DS963	1	
Tie Rod End				
1973-1970	7,500 lb. (FA101 (02101)) Axle, 1.000" - 16 Threads, 4.45" Length, (Greaseable Socket Reduces Corrosion/Wear)	Left ES373L ‡	1	
	7,500 lb. (FA101 (02101)) Axle, 1.000" - 16 Threads, 4.45" Length, (Greaseable Socket Reduces Corrosion/Wear)	Right ES373R ‡	1	
	9,000 lb. (FA105 (02105)) Axle, 12,000 lb. (FA211 (02211), FA215 (02215)) Axle, 1.125" - 12 Threads, 4.88" Length, (Greaseable Socket Reduces Corrosion/Wear)	Left ES187L ‡	1	
	12,000 lb. (FA228 (02228)) Axle, 5.440" Length, 1.125" - 12 Threads, (Greaseable Socket Reduces Corrosion/Wear)	Left ES423L ‡	1	
	12,000 lb. (FA228 (02228)) Axle, 5.440" Length, 1.125" - 12 Threads, (Greaseable Socket Reduces Corrosion/Wear)	Right ES423R ‡	1	
1973-1969	16,000 lb. (FA136 (02136)) Axle, 18,000 lb. (FA182 (02182)) Axle, 5.750" Length, 1.250" - 12 Threads	Left ES2040R	1	
	16,000 lb. (FA231 (02231)) Axle, 18,000 lb. (FA232 (02232)) Axle, 7.370" Length, 1.250" - 12 Threads, (Left Hand Threads, Design Allows Ease Of Installation)	Left ES2210L ‡	1	
	9,000 lb. (FA109 (02109), FA309 (02309)) Axle, 10,800 lb. (FA329 (02329)) Axle, 12,000 lb. (FA119 (02119), FA139 (02139), FA339 (02339)) Axle, 9.180" Length, 1.125" - 12 Threads, (Greaseable, Greaseable Socket Reduces Corrosion/Wear)	Left ES411L ‡	1	
	9,000 lb. (FA109 (02109), FA309 (02309)) Axle, 10,800 lb. (FA329 (02329)) Axle, 12,000 lb. (FA119 (02119), FA139 (02139), FA339 (02339)) Axle, 9.180" Length, 1.125" - 12 Threads, (Greaseable, Greaseable Socket Reduces Corrosion/Wear)	Right ES411R ‡	1	
	11,000 lb. (FA112 (02112)) Axle, Center Point Steering, 1.625" - 12 Threads, 10.50" Length	Left ES2200L	1	
	11,000 lb. (FA112 (02112)) Axle, Center Point Steering, 1.625" - 12 Threads, 10.50" Length	Right ES2201R	1	
2125				
Drag Link Assembly				
1981	12,000 lb. (I-120) Axle, For Models With Flotation Tires, 17.65" Center To Center	DS1021	1	

NAVISTAR/INTERNATIONAL-200, 2000 Series (Cont.)

STEERING (Cont.)

Year	Model/Application	Part	P/C Qty	Figure
2125				
Drag Link Assembly				
1981 (Cont.)	12,000 lb. (I-120) Axle, For Models Without Flotation Tires, 18.14" Center To Center, (Greaseable Socket Reduces Corrosion/Wear)	DS979 ‡	1	
1981-1979	5,000 lb. (I-50 (02071)) Axle, 6,000 lb. (I-60 (02073)) Axle, 7,500 lb. (I-75 (02101)) Axle, 8,000 lb. (FA104 (02104)) Axle, 16.84" Center To Center, (Greaseable Socket Reduces Corrosion/Wear)	DS1034 ‡	1	
	9,000 lb. (I-90 (02309)) Axle, 18.14" Center To Center, (Greaseable Socket Reduces Corrosion/Wear)	DS979 ‡	1	
	14,000 lb. (FA342 (02342)) Axle, Adjustable End For Our Drag Link With Steering Codes 05298, 05337, 6.38" Center To Center, (Drag Link End)	ES3178R	1	
	14,000 lb. (FA342 (02342)) Axle, For codes 05298, 05337, 17.13" Center To Center	DS1022	1	
	10,800 lb. (FA127 (02127)) Axle, 12,000 lb. (FA339 (02339)) Axle, For Steering Code 05335 Without Flotation Tires, 18.14" Center To Center, (Greaseable Socket Reduces Corrosion/Wear)	DS979 ‡	1	
	9,000 lb. (FA109 (02109)), FA118 (02118), FA309 (02309)) Axle, For Steering Codes 05057, 05333, 05342, 18.14" Center To Center, (Greaseable Socket Reduces Corrosion/Wear)	DS979 ‡	1	
	7,500 lb. (FA101 (02101)) Axle, For Steering Codes 05057, 05345, 16.84" Center To Center, (Greaseable Socket Reduces Corrosion/Wear)	DS1034 ‡	1	
	10,800 lb. (FA329 (02329)) Axle, For Steering Codes 05058, 05332, 05335 Without Flotation Tires, 18.14" Center To Center, (Greaseable Socket Reduces Corrosion/Wear)	DS979 ‡	1	
	5,000 lb. (FA71 (02071)) Axle, 5,500 lb. (FA73 (02073)) Axle, For Steering Codes 05165, 05345, 16.84" Center To Center, (Greaseable Socket Reduces Corrosion/Wear)	DS1034 ‡	1	
	10,800 lb. (FA329 (02329)) Axle, 12,000 lb. (FA339 (02339)) Axle, For Steering Codes 05335 With Flotation Tires, 17.65" Center To Center	DS1021	1	
	14,000 lb. (SDA-1400) Axle, 16,000 lb. (I-160S) Axle, Sheppard Power Steering Gear M-80, Dual Right, With Code 0, 17.96" Center To Center	DS1281	1	
	10,800 lb. (I-108 (02329)) Axle, Steering Gear Codes 05PRJ.2016, 17, 42, 54, 69, 80, 99, 2100, 01, 18.14" Center To Center, (Greaseable Socket Reduces Corrosion/Wear)	DS979 ‡	1	
Tie Rod End				
1981	9,000 lb. (FA109 (02109)) Axle, 12,000 lb. (FA226 (02226)) Axle, 13,200 lb. (FA-227) Axle, 5.44" Length, (Greaseable Socket Reduces Corrosion/Wear) Left Outer	ES423L ‡	1	
	9,000 lb. (FA109 (02109)) Axle, 12,000 lb. (FA226 (02226)) Axle, 13,200 lb. (FA-227) Axle, 5.44" Length, (Greaseable Socket Reduces Corrosion/Wear) Right Outer	ES423R ‡	1	
1981-1979	5,000 lb. (FA71 (02071)), I-50 (02071)) Axle, 5,500 lb. (FA73 (02073)) Axle, 6,000 lb. (I-60 (02073)) Axle, 7,500 lb. (FA101 (02101)), I-75 (02101)) Axle, 8,000 lb. (FA104 (02104)) Axle, 1.000" - 16 Threads, 4.45" Length, (Greaseable Socket Reduces Corrosion/Wear) Left	ES373L ‡	1	
	5,000 lb. (FA71 (02071)), I-50 (02071)) Axle, 5,500 lb. (FA73 (02073)) Axle, 6,000 lb. (I-60 (02073)) Axle, 7,500 lb. (FA101 (02101)), I-75 (02101)) Axle, 8,000 lb. (FA104 (02104)) Axle, 1.000" - 16 Threads, 4.45" Length, (Greaseable Socket Reduces Corrosion/Wear) Right	ES373R ‡	1	
	12,000 lb. (I-120, I-120S (02ADD)) Axle, 13,200 lb. (I-132) Axle, 10.84" Length, 1.875" - 12 Threads, (Drop End Type) Left	ES3086L	1	
	12,000 lb. (I-120, I-120S (02ADD)) Axle, 13,200 lb. (I-132) Axle, 10.84" Length, 1.875" - 12 Threads, (Drop End Type) Right	ES3087R	1	
	7,500 lb. (S-90) Axle, 9,000 lb. (S-90) Axle, 4.880" Length, 1.125" - 12 Threads Left	ES3216R	1	
	9,000 lb. (I-90 (02309)) Axle, 10,800 lb. (I-108 (02329)) Axle, 12,000 lb. (I-120 (02339)) Axle, 5.440" Length, 1.125" - 14 Threads, (Drop End Type) Left	ES2613L	1	
	16,000 lb. (FA231 (02231)) Axle, 18,000 lb. (FA232 (02232)) Axle, 20,000 lb. (FA233 (02233)) Axle, 7.370" Length, 1.250" - 12 Threads, (Left Hand Threads, Design Allows Ease Of Installation) Left	ES2210L ‡	1	
	9,000 lb. (FA109 (02109)), FA118 (02118), FA309 (02309)) Axle, 10,800 lb. (FA127 (02127)), FA329 (02329)) Axle, 12,000 lb. (FA139 (02139)), FA226 (02226), FA339 (02339)) Axle, 14,000 lb. (FA342 (02342)) Axle, 9.180" Length, 1.125" - 12 Threads, (Greaseable, Greaseable Socket Reduces Corrosion/Wear) Left	ES411L ‡	1	
	9,000 lb. (FA109 (02109)), FA118 (02118), FA309 (02309)) Axle, 10,800 lb. (FA127 (02127)), FA329 (02329)) Axle, 12,000 lb. (FA139 (02139)), FA226 (02226), FA339 (02339)) Axle, 14,000 lb. (FA342 (02342)) Axle, 9.180" Length, 1.125" - 12 Threads, (Greaseable, Greaseable Socket Reduces Corrosion/Wear) Right	ES411R ‡	1	
	12,000 lb. (I-120S (02ADD)) Axle, 9.430" Length, 1.125" - 12 Threads Left	ES3219L	1	
	12,000 lb. (I-120S (02ADD)) Axle, 9.430" Length, 1.125" - 12 Threads Right	ES3220R	1	
	12,000 lb. (I-120, I-120S (02ADD)) Axle, 13,200 lb. (I-132) Axle, 14,000 lb. (I-140S (02ADE)) Axle, Antilock Brakes, 5.440" Length, 1.125" - 12 Threads, (Greaseable Socket Reduces Corrosion/Wear) Left	ES3217L ‡	1	
	12,000 lb. (I-120, I-120S (02ADD)) Axle, 13,200 lb. (I-132) Axle, 14,000 lb. (I-140S (02ADE)) Axle, Antilock Brakes, 5.440" Length, 1.125" - 12 Threads, (Greaseable Socket Reduces Corrosion/Wear) Right	ES3218R ‡	1	
	14,000 lb. (I-140S (02ADE)) Axle, Except Antilock Brakes, 9.430" Length, 1.125" - 12 Threads Left	ES3219L	1	
	14,000 lb. (I-140S (02ADE)) Axle, Except Antilock Brakes, 9.430" Length, 1.125" - 12 Threads Right	ES3220R	1	
2275				
Drag Link Assembly				
1986-1971	Adjustable End For Set Forward Axle, 6.38" Center To Center, (Power Cylinder End) Steering Gear Codes 05057, 58, 170, 318, 319, 332, 334, 339, 342, Steering Gear Codes 05333, 335, 336, 18.14" Center To Center, (Greaseable Socket Reduces Corrosion/Wear)	ES3178R DS979 ‡	1 1	
	Steering Gear Codes 05057.1600, 16.84" Center To Center, (Greaseable Socket Reduces Corrosion/Wear)	DS1034 ‡	1	
	Steering Gear Codes 05337, 338, 17.37" Center To Center	DS1031	1	
	Steering Gear Codes 05344, 17.13" Center To Center	DS1022	1	
Tie Rod End				
1986-1979	FA231, 16000 Lb. Axle, 7.370" Length, (Greaseable Socket Reduces Corrosion/Wear) Left Outer	ES2090L ‡	1	
	FA231, 16000 Lb. Axle, 7.370" Length, (Greaseable Socket Reduces Corrosion/Wear) Right Outer	ES2091R ‡	1	

(Cont.) 200, 2000 Series-NAVISTAR/INTERNATIONAL**STEERING (Cont.)**

Year	Model/Application	Part	P/C Qty	Figure	
2275					
Tie Rod End					
1986-1979 (Cont.)	FA232, 18000 Lb. Axle, 7.370" Length, (Greaseable Socket Reduces Corrosion/Wear)	Right Outer	ES2091R ‡	1	
	FA233, 20000 Lb. Axle, 7.370" Length, (Greaseable Socket Reduces Corrosion/Wear)	Left Outer	ES2090L ‡	1	
	FA233, 20000 Lb. Axle, 7.370" Length, (Greaseable Socket Reduces Corrosion/Wear)	Right Outer	ES2091R ‡	1	
1986-1971	12,000 lb. (I-120S (02ADD)) Axle, 10.84" Length, 1.875" - 12 Threads, (Drop End Type)	Left	ES3086L	1	
	12,000 lb. (I-120S (02ADD)) Axle, 10.84" Length, 1.875" - 12 Threads, (Drop End Type)	Right	ES3087R	1	
	12,000 lb. (FA226 (02226)) Axle, 5.440" Length, 1.125" - 12 Threads, (Greaseable Socket Reduces Corrosion/Wear)	Left	ES423L ‡	1	
	12,000 lb. (FA226 (02226)) Axle, 5.440" Length, 1.125" - 12 Threads, (Greaseable Socket Reduces Corrosion/Wear)	Right	ES423R ‡	1	
	12,000 lb. (FA338 (02338)) Axle, 5.440" Length, 1.125" - 14 Threads	Left	ES2613L	1	
	16,000 lb. (FA231 (02231)) Axle, 18,000 lb. (FA232 (02232)) Axle, 20,000 lb. (FA233 (02233)) Axle, 7.370" Length, 1.250" - 12 Threads, (Left Hand Threads, Design Allows Ease Of Installation)	Left	ES2210L ‡	1	
	9,000 lb. (FA309 (02309)) Axle, 10,800 lb. (FA329 (02329)) Axle, 12,000 lb. (FA339 (02339)) Axle, 9.180" Length, 1.125" - 12 Threads, (Greaseable, Greaseable Socket Reduces Corrosion/Wear)	Left	ES411L ‡	1	
	9,000 lb. (FA309 (02309)) Axle, 10,800 lb. (FA329 (02329)) Axle, 12,000 lb. (FA339 (02339)) Axle, 9.180" Length, 1.125" - 12 Threads, (Greaseable, Greaseable Socket Reduces Corrosion/Wear)	Right	ES411R ‡	1	
	14,000 lb. (I-140S (02ADE)) Axle, Antilock Brakes, 5.440" Length, 1.125" - 12 Threads, (Greaseable Socket Reduces Corrosion/Wear)	Left	ES3217L ‡	1	
	14,000 lb. (I-140S (02ADE)) Axle, Antilock Brakes, 5.440" Length, 1.125" - 12 Threads, (Greaseable Socket Reduces Corrosion/Wear)	Right	ES3218R ‡	1	
	14,000 lb. (I-140S (02ADE)) Axle, Except Antilock Brakes, 9.430" Length, 1.125" - 12 Threads	Left	ES3219L	1	
	14,000 lb. (I-140S (02ADE)) Axle, Except Antilock Brakes, 9.430" Length, 1.125" - 12 Threads	Right	ES3220R	1	
	2524				
	Drag Link Assembly				
	1981-1978	Adjustable End For Set Forward Axle, 6.38" Center To Center, (Power Cylinder End)		ES3178R	1
Steering Gear Codes 05057, 58, 170, 318, 319, 332, 334, 339, 342, Steering Gear Codes 05333, 335, 336, 18.14" Center To Center, (Greaseable Socket Reduces Corrosion/Wear)			DS979 ‡	1	
Steering Gear Codes 05057.1600, 16.84" Center To Center, (Greaseable Socket Reduces Corrosion/Wear)			DS1034 ‡	1	
Steering Gear Codes 05337, 338, 17.37" Center To Center			DS1031	1	
	Steering Gear Codes 05344, 17.13" Center To Center		DS1022	1	
Tie Rod End					
1981-1978	12,000 lb. (I-120S (02ADD)) Axle, 10.84" Length, 1.875" - 12 Threads, (Drop End Type)	Left	ES3086L	1	
	12,000 lb. (I-120S (02ADD)) Axle, 10.84" Length, 1.875" - 12 Threads, (Drop End Type)	Right	ES3087R	1	
	12,000 lb. (FA226 (02226)) Axle, 5.440" Length, 1.125" - 12 Threads, (Greaseable Socket Reduces Corrosion/Wear)	Left	ES423L ‡	1	
	12,000 lb. (FA226 (02226)) Axle, 5.440" Length, 1.125" - 12 Threads, (Greaseable Socket Reduces Corrosion/Wear)	Right	ES423R ‡	1	
	12,000 lb. (FA338 (02338)) Axle, 5.440" Length, 1.125" - 14 Threads	Left	ES2613L	1	
	16,000 lb. (FA231 (02231)) Axle, 18,000 lb. (FA232 (02232)) Axle, 20,000 lb. (FA233 (02233)) Axle, 7.370" Length, 1.250" - 12 Threads, (Left Hand Threads, Design Allows Ease Of Installation)	Left	ES2210L ‡	1	
	9,000 lb. (FA309 (02309)) Axle, 10,800 lb. (FA329 (02329)), FA341 (02341)) Axle, 12,000 lb. (FA339 (02339)), FA340 (02340)) Axle, 9.180" Length, 1.125" - 12 Threads, (Greaseable, Greaseable Socket Reduces Corrosion/Wear)	Left	ES411L ‡	1	
	9,000 lb. (FA309 (02309)) Axle, 10,800 lb. (FA329 (02329)), FA341 (02341)) Axle, 12,000 lb. (FA339 (02339)), FA340 (02340)) Axle, 9.180" Length, 1.125" - 12 Threads, (Greaseable, Greaseable Socket Reduces Corrosion/Wear)	Right	ES411R ‡	1	
	14,000 lb. (I-140S (02ADE)) Axle, Antilock Brakes, 5.440" Length, 1.125" - 12 Threads, (Greaseable Socket Reduces Corrosion/Wear)	Left	ES3217L ‡	1	
	14,000 lb. (I-140S (02ADE)) Axle, Antilock Brakes, 5.440" Length, 1.125" - 12 Threads, (Greaseable Socket Reduces Corrosion/Wear)	Right	ES3218R ‡	1	
	14,000 lb. (I-140S (02ADE)) Axle, Except Antilock Brakes, 9.430" Length, 1.125" - 12 Threads	Left	ES3219L	1	
	14,000 lb. (I-140S (02ADE)) Axle, Except Antilock Brakes, 9.430" Length, 1.125" - 12 Threads	Right	ES3220R	1	
	2624				
	Drag Link Assembly				
	1981-1979	Adjustable End For Set Forward Axle, 6.38" Center To Center, (Power Cylinder End)		ES3178R	1
Steering Gear Codes 05057, 58, 170, 318, 319, 332, 334, 339, 342, Steering Gear Codes 05333, 335, 336, 18.14" Center To Center, (Greaseable Socket Reduces Corrosion/Wear)			DS979 ‡	1	
Steering Gear Codes 05057.1600, 16.84" Center To Center, (Greaseable Socket Reduces Corrosion/Wear)			DS1034 ‡	1	
Steering Gear Codes 05337, 338, 17.37" Center To Center			DS1031	1	
	Steering Gear Codes 05344, 17.13" Center To Center		DS1022	1	
Tie Rod End					
1981-1979	12,000 lb. (I-120S (02ADD)) Axle, 10.84" Length, 1.875" - 12 Threads, (Drop End Type)	Left	ES3086L	1	
	12,000 lb. (I-120S (02ADD)) Axle, 10.84" Length, 1.875" - 12 Threads, (Drop End Type)	Right	ES3087R	1	
	12,000 lb. (FA226 (02226)) Axle, 5.440" Length, 1.125" - 12 Threads, (Greaseable Socket Reduces Corrosion/Wear)	Left	ES423L ‡	1	
	12,000 lb. (FA226 (02226)) Axle, 5.440" Length, 1.125" - 12 Threads, (Greaseable Socket Reduces Corrosion/Wear)	Right	ES423R ‡	1	
	12,000 lb. (FA338 (02338)) Axle, 5.440" Length, 1.125" - 14 Threads	Left	ES2613L	1	

NAVISTAR/INTERNATIONAL-200, 2000 Series (Cont.)

STEERING (Cont.)

Year	Model/Application	Part	P/C Qty	Figure
2624				
Tie Rod End				
1981-1979 (Cont.)	16,000 lb. (FA231 (02231)) Axle, 18,000 lb. (FA232 (02232)) Axle, 20,000 lb. (FA233 (02233)) Axle, 7.370" Length, 1.250" - 12 Threads, (Left Hand Threads, Design Allows Ease Of Installation) Left	ES2210L ‡	1	
	9,000 lb. (FA309 (02309)) Axle, 10,800 lb. (FA329 (02329), FA341 (02341)) Axle, 12,000 lb. (FA339 (02339), FA340 (02340)) Axle, 9.180" Length, 1.125" - 12 Threads, (Greaseable, Greaseable Socket Reduces Corrosion/Wear) Left	ES411L ‡	1	
	9,000 lb. (FA309 (02309)) Axle, 10,800 lb. (FA329 (02329), FA341 (02341)) Axle, 12,000 lb. (FA339 (02339), FA340 (02340)) Axle, 9.180" Length, 1.125" - 12 Threads, (Greaseable, Greaseable Socket Reduces Corrosion/Wear) Right	ES411R ‡	1	
	14,000 lb. (I-140S (02ADE)) Axle, Antilock Brakes, 5.440" Length, 1.125" - 12 Threads, (Greaseable Socket Reduces Corrosion/Wear) Left	ES3217L ‡	1	
	14,000 lb. (I-140S (02ADE)) Axle, Antilock Brakes, 5.440" Length, 1.125" - 12 Threads, (Greaseable Socket Reduces Corrosion/Wear) Right	ES3218R ‡	1	
	14,000 lb. (I-140S (02ADE)) Axle, Except Antilock Brakes, 9.430" Length, 1.125" - 12 Threads Left	ES3219L	1	
	14,000 lb. (I-140S (02ADE)) Axle, Except Antilock Brakes, 9.430" Length, 1.125" - 12 Threads Right	ES3220R	1	
F2675				
Drag Link Assembly				
1989-1987	Steering Gear Codes 05057.1600, 16.84" Center To Center, (Greaseable Socket Reduces Corrosion/Wear)	DS1034 ‡	1	
	9,000 lb. (FA109 (02109), FA309 (02309), I-90) Axle, Steering Gear Codes 05333, 05335, 05336, 05057, 05058, 05170, 05318, 05332, 05334, 05339, 18.14" Center To Center, (Greaseable Socket Reduces Corrosion/Wear)	DS979 ‡	1	
Tie Rod End				
1989-1987	9,000 lb. (I-90) Axle, 10,800 lb. (I-108) Axle, 12,000 lb. (FA336, FA338 (02338)) Axle, 5.440" Length, (Drop End Type) Left Outer	ES2613L	1	
	16,000 lb. (FA231 (02231)) Axle, 18,000 lb. (FA232 (02232)) Axle, 20,000 lb. (FA233 (02233)) Axle, 7.370" Length, 7.370" Length, (Greaseable Socket Reduces Corrosion/Wear) Left Outer	ES2090L ‡	1	
	16,000 lb. (FA231 (02231)) Axle, 18,000 lb. (FA232 (02232)) Axle, 20,000 lb. (FA233 (02233)) Axle, 7.370" Length, 7.370" Length, (Greaseable Socket Reduces Corrosion/Wear) Right Outer	ES2091R ‡	1	
	9,000 lb. (I-90 (02309)) Axle, 10,800 lb. (FA329 (02329), FA341 (02341)) Axle, 12,000 lb. (FA337 (02337), FA339 (02339), FA340 (02340)) Axle, 24,000 lb. (FA248) Axle, 9.180" Length, (Greaseable Socket Reduces Corrosion/Wear) Left Outer	ES411L ‡	1	
	9,000 lb. (I-90 (02309)) Axle, 10,800 lb. (FA329 (02329), FA341 (02341)) Axle, 12,000 lb. (FA337 (02337), FA340 (02340)) Axle, 24,000 lb. (FA248) Axle, 9.180" Length, (Greaseable Socket Reduces Corrosion/Wear) Right Outer	ES411R ‡	1	
	12,000 lb. (FA339 (02339)) Axle, 9.180" Length, 1.125" - 12 Threads, (Greaseable Socket Reduces Corrosion/Wear) Right Outer	ES411R ‡	1	
REAR SUSPENSION				
Year	Model/Application	Part	P/C Qty	Figure
2010A				
Lock Pin				
1980-1979		K150348	2	
2125				
Lock Pin				
1981-1979		K150348	2	
2275				
Lock Pin				
1986-1979		K150348	2	
2524				
Lock Pin				
1981-1979		K150348	2	
2624				
Lock Pin				
1981-1979		K150348	2	

NAVISTAR/INTERNATIONAL-300, 3000 Series

FRONT SUSPENSION

Year	Model/Application	Part	P/C Qty	Figure
3700				
King Bolt Set				
1990	6,000 lb. (I60S (02ADA)) Axle, 8,000 lb. (I-80) Axle, 1.359" Pin Diameter, 7.970" Length, (Contains Composite Bushing, One Keyway)	8577C	1	

(Cont.) 300, 3000 Series-NAVISTAR/INTERNATIONAL

FRONT SUSPENSION (Cont.)

Year	Model/Application	Part	P/C Qty	Figure
3700				
King Bolt Set				
1990 (Cont.)	8,000 lb. (I-80S) Axle, 1.361" Pin Diameter, 7.970" Length, (Contains Composite Bushing, Oversize, One Keyway)	8577C002	1	
	14,000 lb. (I-140S (02ADE)) Axle, 2.046" Pin Diameter, 10.120" Length, (Contains Composite Bushing, Two Keyways)	80070C	1	
	14,000 lb. (I-140S (02ADE)) Axle, 2.046" Pin Diameter, 10.120" Length, (Contains Metal Bushing, Two Keyways)	8657B	1	
	10,000 lb. (I-100S) Axle, 12,000 lb. (I-120S (02ADD)) Axle, 9.870" Length, 1.921" Pin Diameter, (Contains Metal Bushing, Two Keyways)	8655B	1	
	6,000 lb. (I-60S) Axle, 8,000 lb. (I-80S) Axle, Double Lock Pin, 1.359" Pin Diameter, 7.970" Length, (Contains Composite Bushing, Two Keyways)	8637C	1	
	6,000 lb. (I-60S) Axle, 8,000 lb. (I-80S) Axle, Double Lock Pin, 1.359" Pin Diameter, 7.970" Length, (Contains Metal Bushing, Two Keyways)	8637B	1	
	9,000 lb. (I-100S (02ADC)) Axle, 12,000 lb. (I-120S (02ADD)) Axle, Double Lock Pin, 9.870" Length, 1.921" Pin Diameter, (Contains Composite Bushing, Two Keyways)	8655C	1	
STEERING				
Year	Model/Application	Part	P/C Qty	Figure
3700				
Tie Rod End				
1990	12,000 lb. (FA082, FA083) Axle, 1.125" - 12 Threads, 4.88" Length, (Greaseable Socket Reduces Corrosion/Wear)	ES187L ‡	1	
	16,000 lb. (I-160S (02ADH)) Axle, 18,000 lb. (I-180S (02195)) Axle, 11.89" Length, (Design Allows Ease Of Installation)	ES3204L ‡	1	
	16,000 lb. (I-160S (02ADH)) Axle, 18,000 lb. (I-180S (02195)) Axle, 11.89" Length, (Design Allows Ease Of Installation)	ES3205R ‡	1	
	16,000 lb. (FA231 (02231)) Axle, 12.69" Length	ES3030R	1	
	10,000 lb. (I-100S) Axle, 12,000 lb. (I-120S (02ADD)) Axle, 5.44" Length, (Greaseable Socket Reduces Corrosion/Wear)	ES423L ‡	1	
	14,000 lb. (I-140S (02ADE)) Axle, 5.44" Length, (Greaseable Socket Reduces Corrosion/Wear)	ES3217L ‡	1	
	10,000 lb. (I-100S) Axle, 12,000 lb. (I-120S (02ADD)) Axle, 5.44" Length, (Greaseable Socket Reduces Corrosion/Wear)	ES423R ‡	1	
	14,000 lb. (I-140S (02ADE)) Axle, 5.44" Length, (Greaseable Socket Reduces Corrosion/Wear)	ES3218R ‡	1	
	16,000 lb. (FA231 (02231)) Axle, 5.750" Length, (Right Hand Threads)	ES431L ‡	1	
	16,000 lb. (FA231 (02231)) Axle, 5.750" Length, (Left Hand Threads)	ES431R ‡	1	
	10,000 lb. (I-100S) Axle, 12,000 lb. (I-120S (02ADD)) Axle, 9.180" Length, 1.125" - 12 Threads, (Greaseable Socket Reduces Corrosion/Wear)	ES411L ‡	1	
	10,000 lb. (I-100S) Axle, 12,000 lb. (I-120S (02ADD)) Axle, 9.180" Length, 1.125" - 12 Threads, (Greaseable Socket Reduces Corrosion/Wear)	ES411R ‡	1	
	14,000 lb. (I-140S (02ADE)) Axle, 9.430" Length, 1.125" - 12 Threads	ES3219L	1	
	14,000 lb. (I-140S (02ADE)) Axle, 9.430" Length, 1.125" - 12 Threads	ES3220R	1	
	FA082 Axle, 12000 Lb GVW, 4.88" Length, (Greaseable Socket Reduces Corrosion/Wear)	ES187R ‡	1	
	FA083 Axle, 12000 Lb GVW, 4.88" Length, (Greaseable Socket Reduces Corrosion/Wear)	ES187R ‡	1	
	FA231, 16000 Lb. Axle, 7.370" Length, (Greaseable Socket Reduces Corrosion/Wear)	ES2091R ‡	1	

400, 4000 Series-NAVISTAR/INTERNATIONAL

FRONT SUSPENSION

Year	Model/Application	Part	P/C Qty	Figure
4600				
King Bolt Set				
1990	6,000 lb. (I60S (02ADA)) Axle, 8,000 lb. (I-80) Axle, 1.359" Pin Diameter, 7.970" Length, (Contains Composite Bushing, One Keyway)	8577C	1	
	6,000 lb. (I-60S) Axle, 8,000 lb. (I-80S) Axle, 1.361" Pin Diameter, 7.970" Length, (Contains Composite Bushing, Oversize, One Keyway)	8577C002	1	
	16,000 lb. (FA231 (02231)) Axle, 1.999" Pin Diameter, 11.212" Length, (Contains Metal Bushing, Two Keyways)	8571B	1	
	14,000 lb. (I-140S (02ADE)) Axle, 2.046" Pin Diameter, 10.120" Length, (Contains Composite Bushing, Two Keyways)	80070C	1	
	14,000 lb. (I-140S (02ADE)) Axle, 2.046" Pin Diameter, 10.120" Length, (Contains Metal Bushing, Two Keyways)	8657B	1	
	16,000 lb. (I-160S) Axle, 18,000 lb. (I-180S (02195)) Axle, 20,000 lb. (I-200S) Axle, 2.046" Pin Diameter, 11" Length, (Contains Composite Bushing, Two Keyways)	80075C	1	
	10,000 lb. (I-100S) Axle, 12,000 lb. (I-120S (02ADD)) Axle, 9.870" Length, 1.921" Pin Diameter, (Contains Composite Bushing, Two Keyways)	8655C	1	
	10,000 lb. (I-100S) Axle, 12,000 lb. (I-120S (02ADD)) Axle, 9.870" Length, 1.921" Pin Diameter, (Contains Metal Bushing, Two Keyways)	8655B	1	
	6,000 lb. (I60S (02ADA)) Axle, 8,000 lb. (I-80) Axle, Double Lock Pin, 1.359" Pin Diameter, 7.970" Length, (Contains Composite Bushing, Two Keyways)	8637C	1	
	6,000 lb. (I-60S) Axle, 8,000 lb. (I-80S) Axle, Double Lock Pin, 1.359" Pin Diameter, 7.970" Length, (Contains Metal Bushing, Two Keyways)	8637B	1	

NAVISTAR/INTERNATIONAL-400, 4000 Series (Cont.)

FRONT SUSPENSION (Cont.)

Year	Model/Application	Part	P/C Qty	Figure
4600				
King Bolt Set				
1990 (Cont.)	16,000 lb. (I-160S (02ADH)) Axle, 18,000 lb. (I-180S (02195)) Axle, 20,000 lb. (I-200S) Axle, Double Lock Pin, 11" Length, 2.046" Pin Diameter, (Contains Metal Bushing, Two Keyways)	80074B	1	
4600LP				
King Bolt Set				
1990	6,000 lb. (I60S (02ADA)) Axle, 8,000 lb. (I-80) Axle, Double Lock Pin, 1.359" Pin Diameter, 7.970" Length, (Contains Composite Bushing, Two Keyways)	8637C	1	
4700				
King Bolt Set				
1990	6,000 lb. (I60S (02ADA)) Axle, 8,000 lb. (I-80) Axle, 1.359" Pin Diameter, 7.970" Length, (Contains Composite Bushing, One Keyway)	8577C	1	
	6,000 lb. (I-60S) Axle, 8,000 lb. (I-80S) Axle, 1.361" Pin Diameter, 7.970" Length, (Contains Composite Bushing, Oversize, One Keyway)	8577C002	1	
	16,000 lb. (FA231 (02231)) Axle, 1.999" Pin Diameter, 11.212" Length, (Contains Metal Bushing, Two Keyways)	8571B	1	
	14,000 lb. (I-140S (02ADE)) Axle, 2.046" Pin Diameter, 10.120" Length, (Contains Composite Bushing, Two Keyways)	80070C	1	
	14,000 lb. (I-140S (02ADE)) Axle, 2.046" Pin Diameter, 10.120" Length, (Contains Metal Bushing, Two Keyways)	8657B	1	
	16,000 lb. (I-160S) Axle, 18,000 lb. (I-180S (02195)) Axle, 20,000 lb. (I-200S) Axle, 2.046" Pin Diameter, 11" Length, (Contains Composite Bushing, Two Keyways)	80075C	1	
	10,000 lb. (I-100S) Axle, 12,000 lb. (I-120S (02ADD)) Axle, 9.870" Length, 1.921" Pin Diameter, (Contains Composite Bushing, Two Keyways)	8655C	1	
	10,000 lb. (I-100S) Axle, 12,000 lb. (I-120S (02ADD)) Axle, 9.870" Length, 1.921" Pin Diameter, (Contains Metal Bushing, Two Keyways)	8655B	1	
	6,000 lb. (I60S (02ADA)) Axle, 8,000 lb. (I-80) Axle, Double Lock Pin, 1.359" Pin Diameter, 7.970" Length, (Contains Composite Bushing, Two Keyways)	8637C	1	
	Double Lock Pin, 1.359" Pin Diameter, 7.970" Length, (Contains Metal Bushing, Two Keyways)	8637B	1	
	16,000 lb. (I-160S (02ADH)) Axle, 18,000 lb. (I-180S (02195)) Axle, 20,000 lb. (I-200S) Axle, Double Lock Pin, 11" Length, 2.046" Pin Diameter, (Contains Metal Bushing, Two Keyways)	80074B	1	
CO4070				
Leaf Spring Bushing				
1974		Front Rear	K201070 K201070	1 1
D405				
Leaf Spring Bushing				
		Front Rear	K201070 K201070	1 1
DC405				
Leaf Spring Bushing				
		Front Rear	K201070 K201070	1 1
DF405				
Leaf Spring Bushing				
		Front Rear	K201070 K201070	1 1
STEERING				
Year	Model/Application	Part	P/C Qty	Figure
4600				
Tie Rod End				
1990	12,000 lb. (FA082, FA083) Axle, 1.125" - 12 Threads, 4.88" Length, (Greaseable Socket Reduces Corrosion/Wear)	ES187L ‡	1	
	16,000 lb. (I-160S (02ADH)) Axle, 18,000 lb. (I-180S (02195)) Axle, 11.89" Length, (Design Allows Ease Of Installation)	ES3204L ‡	1	
	16,000 lb. (I-160S (02ADH)) Axle, 18,000 lb. (I-180S (02195)) Axle, 11.89" Length, (Design Allows Ease Of Installation)	ES3205R ‡	1	
	16,000 lb. (FA231 (02231), I-160S (02ADH)) Axle, 18,000 lb. (I-180S (02195)) Axle, 20,000 lb. (I-200S) Axle, 12.69" Length	ES3031L	1	
	16,000 lb. (FA231 (02231), I-160S (02ADH)) Axle, 18,000 lb. (I-180S (02195)) Axle, 20,000 lb. (I-200S) Axle, 12.69" Length	ES3030R	1	
	10,000 lb. (I-100S) Axle, 12,000 lb. (I-120S (02ADD)) Axle, 5.44" Length, (Greaseable Socket Reduces Corrosion/Wear)	ES423L ‡	1	
	14,000 lb. (I-140S (02ADE)) Axle, 5.44" Length, (Greaseable Socket Reduces Corrosion/Wear)	ES3217L ‡	1	
	10,000 lb. (I-100S) Axle, 12,000 lb. (I-120S (02ADD)) Axle, 5.44" Length, (Greaseable Socket Reduces Corrosion/Wear)	ES423R ‡	1	

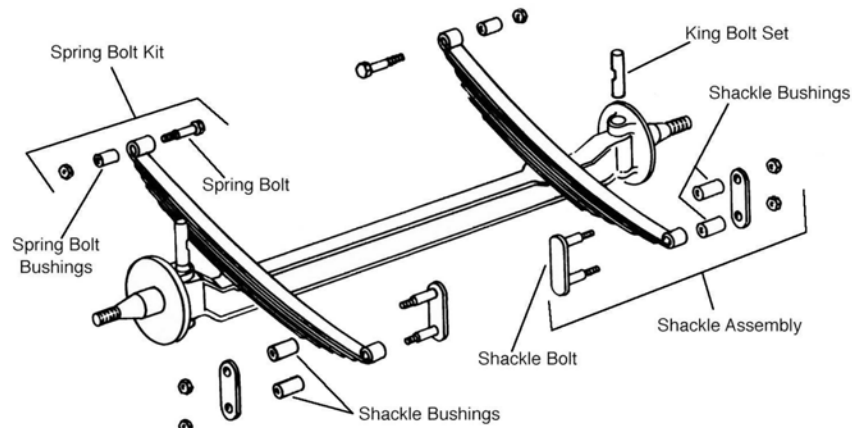
(Cont.) 400, 4000 Series-NAVISTAR/INTERNATIONAL

STEERING (Cont.)

Year	Model/Application	Part	P/C Qty	Figure	
4600					
Tie Rod End					
1990 (Cont.)	14,000 lb. (I-140S (02ADE)) Axle, 5.44" Length, (Greaseable Socket Reduces Corrosion/Wear)	Right Outer	ES3218R ‡	1	
	16,000 lb. (FA231 (02231), I-160S) Axle, 5.750" Length, (Right Hand Threads)	Left Outer	ES431L ‡	1	
	16,000 lb. (FA231 (02231), I-160S) Axle, 5.750" Length, (Left Hand Threads)	Right Outer	ES431R ‡	1	
	10,000 lb. (I-100S) Axle, 12,000 lb. (I-120S (02ADD)) Axle, 9.180" Length, 1.125" - 12 Threads, (Greaseable Socket Reduces Corrosion/Wear)	Left Outer	ES411L ‡	1	
	10,000 lb. (I-100S) Axle, 12,000 lb. (I-120S (02ADD)) Axle, 9.180" Length, 1.125" - 12 Threads, (Greaseable Socket Reduces Corrosion/Wear)	Right Outer	ES411R ‡	1	
	14,000 lb. (I-140S (02ADE)) Axle, 9.430" Length, 1.125" - 12 Threads	Left Outer	ES3219L	1	
	14,000 lb. (I-140S (02ADE)) Axle, 9.430" Length, 1.125" - 12 Threads	Right Outer	ES3220R	1	
	FA082 Axle, 12000 Lb GVW, 4.88" Length, (Greaseable Socket Reduces Corrosion/Wear)	Right Outer	ES187R ‡	1	
	FA083 Axle, 12000 Lb GVW, 4.88" Length, (Greaseable Socket Reduces Corrosion/Wear)	Right Outer	ES187R ‡	1	
	FA231, 16000 Lb. Axle, 7.370" Length, (Greaseable Socket Reduces Corrosion/Wear)	Left Outer	ES2090L ‡	1	
	FA231, 16000 Lb. Axle, 7.370" Length, (Greaseable Socket Reduces Corrosion/Wear)	Right Outer	ES2091R ‡	1	
	4700				
	Tie Rod End				
	1990	12,000 lb. (FA082, FA083) Axle, 1.125" - 12 Threads, 4.88" Length, (Greaseable Socket Reduces Corrosion/Wear)	Left Outer	ES187L ‡	1
16,000 lb. (I-160S (02ADH)) Axle, 18,000 lb. (I-180S (02195)) Axle, 11.89" Length, (Design Allows Ease Of Installation)		Left Outer	ES3204L ‡	1	
16,000 lb. (I-160S (02ADH)) Axle, 18,000 lb. (I-180S (02195)) Axle, 11.89" Length, (Design Allows Ease Of Installation)		Right Outer	ES3205R ‡	1	
16,000 lb. (FA231 (02231), I-160S (02ADH)) Axle, 18,000 lb. (I-180S (02195)) Axle, 20,000 lb. (I-200S) Axle, 12.69" Length		Left Outer	ES3031L	1	
16,000 lb. (FA231 (02231), I-160S (02ADH)) Axle, 18,000 lb. (I-180S (02195)) Axle, 20,000 lb. (I-200S) Axle, 12.69" Length		Right Outer	ES3030R	1	
10,000 lb. (I-100S) Axle, 12,000 lb. (I-120S (02ADD)) Axle, 5.44" Length, (Greaseable Socket Reduces Corrosion/Wear)		Left Outer	ES423L ‡	1	
14,000 lb. (I-140S (02ADE)) Axle, 5.44" Length, (Greaseable Socket Reduces Corrosion/Wear)		Left Outer	ES3217L ‡	1	
10,000 lb. (I-100S) Axle, 12,000 lb. (I-120S (02ADD)) Axle, 5.44" Length, (Greaseable Socket Reduces Corrosion/Wear)		Right Outer	ES423R ‡	1	
14,000 lb. (I-140S (02ADE)) Axle, 5.44" Length, (Greaseable Socket Reduces Corrosion/Wear)		Right Outer	ES3218R ‡	1	
16,000 lb. (FA231 (02231), I-160S) Axle, 20,000 lb. (I-200S) Axle, 5.750" Length, (Right Hand Threads)		Left Outer	ES431L ‡	1	
16,000 lb. (FA231 (02231), I-160S) Axle, 20,000 lb. (I-200S) Axle, 5.750" Length, (Left Hand Threads)		Right Outer	ES431R ‡	1	
10,000 lb. (I-100S) Axle, 12,000 lb. (I-120S (02ADD)) Axle, 9.180" Length, 1.125" - 12 Threads, (Greaseable Socket Reduces Corrosion/Wear)		Left Outer	ES411L ‡	1	
10,000 lb. (I-100S) Axle, 12,000 lb. (I-120S (02ADD)) Axle, 9.180" Length, 1.125" - 12 Threads, (Greaseable Socket Reduces Corrosion/Wear)		Right Outer	ES411R ‡	1	
14,000 lb. (I-140S (02ADE)) Axle, 9.430" Length, 1.125" - 12 Threads		Left Outer	ES3219L	1	
14,000 lb. (I-140S (02ADE)) Axle, 9.430" Length, 1.125" - 12 Threads		Right Outer	ES3220R	1	
FA082 Axle, 12000 Lb GVW, 4.88" Length, (Greaseable Socket Reduces Corrosion/Wear)		Right Outer	ES187R ‡	1	
FA083 Axle, 12000 Lb GVW, 4.88" Length, (Greaseable Socket Reduces Corrosion/Wear)		Right Outer	ES187R ‡	1	
FA231, 16000 Lb. Axle, 7.370" Length, (Greaseable Socket Reduces Corrosion/Wear)		Left Outer	ES2090L ‡	1	
FA231, 16000 Lb. Axle, 7.370" Length, (Greaseable Socket Reduces Corrosion/Wear)		Right Outer	ES2091R ‡	1	

900, 9000 Series-NAVISTAR/INTERNATIONAL

FRONT SUSPENSION



NAVISTAR/INTERNATIONAL-900, 9000 Series (Cont.)

FRONT SUSPENSION (Cont.)

Year	Model/Application	Part	P/C Qty	Figure
900A				
King Bolt Set				
1967-1966	2600 Lb FA1 Axle, .8605" Pin Diameter, 5.437" Length, (Contains Metal Bushing)	8390B	1	F510
Leaf Spring Bushing				
1967-1966	FA1 And FA10 Axles, (Split Type Bushing)	Front K7308	2	F510
Leaf Spring Shackle Bushing				
1967-1966	FA1 And FA10 Axles, (Split Type Bushing)	Lower K7308	2	F510
908B				
King Bolt Set				
1969-1968	2,600 lb. (FA1) Axle, Axle Number FA1 (Axle Code 02001), .8605" Pin Diameter, 5.437" Length, (Contains Metal Bushing)	8390B	1	
1967	2600 Lb FA1 Axle, .8605" Pin Diameter, 5.437" Length, (Contains Metal Bushing)	8390B	1	F510
Leaf Spring Bushing				
1967	FA1 And FA10 Axles, (Split Type Bushing)	Front K7308	2	F510
Leaf Spring Shackle Bushing				
1967	FA1 And FA10 Axles, (Split Type Bushing)	Lower K7308	2	F510
908C				
King Bolt Set				
1969	2,600 lb. (FA1) Axle, Axle Number FA1 (Axle Code 02001), .8605" Pin Diameter, 5.437" Length, (Contains Metal Bushing)	8390B	1	
1968	2600 Lb FA1 Axle, .8605" Pin Diameter, 5.437" Length, (Contains Metal Bushing)	8390B	1	F510
Leaf Spring Bushing				
1968	FA1 And FA10 Axles, (Split Type Bushing)	Front K7308	2	F510
Leaf Spring Shackle Bushing				
1968	FA1 And FA10 Axles, (Split Type Bushing)	Lower K7308	2	F510
C900				
King Bolt Set				
1964	2600 Lb FA1 Axle, .8605" Pin Diameter, 5.437" Length, (Contains Metal Bushing)	8390B	1	F510
STEERING				
S232				
Year	Model/Application	Part	P/C Qty	Figure
900A				
Steering Damper Bellows				
1967-1966	Straight Axle, (Trail Boss)	Front SSD68	1	
Steering Damper Cylinder				
1967-1966	Straight Axle, (Trail Boss)	Front SSD42	1	
Steering Damper Kit				
1967-1966	Straight Axle, (Super Trail Boss)	Front SSD99	1	
Tie Rod End				
1967-1966	2600 Lb FA1 Axle, 3.250" Length, .688" - 18 Threads, (Includes Sunloy-Coated Metal Bearing To Combine Durability With Smooth Stud Swing)	Left Outer ES262L ‡	1	S232
	2600 Lb FA1 Axle, 3.250" Length, .688" - 18 Threads, (Includes Sunloy-Coated Metal Bearing To Combine Durability With Smooth Stud Swing)	Right Outer ES262R ‡	1	S232

(Cont.) 900, 9000 Series-NAVISTAR/INTERNATIONAL**STEERING (Cont.)**

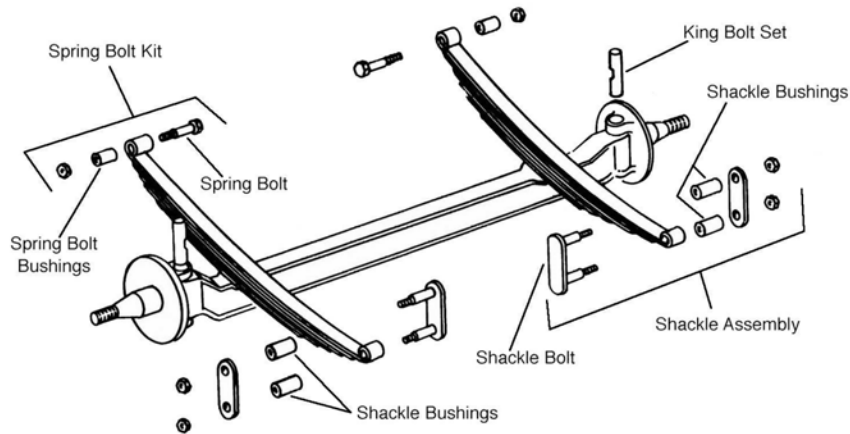
Year	Model/Application	Part	P/C Qty	Figure
908B				
Steering Damper Bellows				
1969-1968	Straight Axle, (Trail Boss)	SSD68	1	
1967	Straight Axle, (Trail Boss) Front	SSD68	1	
Steering Damper Cylinder				
1969-1967	Straight Axle, (Trail Boss) Front	SSD42	1	
Steering Damper Kit				
1969-1967	Straight Axle, (Super Trail Boss) Front	SSD99	1	
Tie Rod End				
1969-1968	Axle Number FA1 (Axle Code 02001), 3.250" Length, (Includes Sunoloy-Coated Metal Bearing To Combine Durability With Smooth Stud Swing) Left Outer	ES262L ‡	1	
	Axle Number FA1 (Axle Code 02001), 3.250" Length, (Includes Sunoloy-Coated Metal Bearing To Combine Durability With Smooth Stud Swing) Right Outer	ES262R ‡	1	
1967	2600 Lb FA1 Axle, 3.250" Length, .688" - 18 Threads, (Includes Sunoloy-Coated Metal Bearing To Combine Durability With Smooth Stud Swing) Left Outer	ES262L ‡	1	S232
	2600 Lb FA1 Axle, 3.250" Length, .688" - 18 Threads, (Includes Sunoloy-Coated Metal Bearing To Combine Durability With Smooth Stud Swing) Right Outer	ES262R ‡	1	S232
908C				
Steering Damper Bellows				
1969-1968	Straight Axle, (Trail Boss) Front	SSD68	1	
Steering Damper Cylinder				
1969-1968	Straight Axle, (Trail Boss) Front	SSD42	1	
Steering Damper Kit				
1969-1968	Straight Axle, (Super Trail Boss) Front	SSD99	1	
Tie Rod End				
1969	Axle Number FA1 (Axle Code 02001), (Includes Sunoloy-Coated Metal Bearing To Combine Durability With Smooth Stud Swing) Left Outer	ES262L ‡	1	
	Axle Number FA1 (Axle Code 02001), (Includes Sunoloy-Coated Metal Bearing To Combine Durability With Smooth Stud Swing) Right Outer	ES262R ‡	1	
1968	2600 Lb FA1 Axle, 3.250" Length, .688" - 18 Threads, (Includes Sunoloy-Coated Metal Bearing To Combine Durability With Smooth Stud Swing) Left Outer	ES262L ‡	1	S232
	2600 Lb FA1 Axle, 3.250" Length, .688" - 18 Threads, (Includes Sunoloy-Coated Metal Bearing To Combine Durability With Smooth Stud Swing) Right Outer	ES262R ‡	1	S232
C900				
Tie Rod End				
1964	2600 Lb FA1 Axle, 3.250" Length, .688" - 18 Threads, (Includes Sunoloy-Coated Metal Bearing To Combine Durability With Smooth Stud Swing) Left Outer	ES262L ‡	1	S232
	2600 Lb FA1 Axle, 3.250" Length, .688" - 18 Threads, (Includes Sunoloy-Coated Metal Bearing To Combine Durability With Smooth Stud Swing) Right Outer	ES262R ‡	1	S232

DM10-NAVISTAR/INTERNATIONAL**FRONT SUSPENSION**

Year	Model/Application	Part	P/C Qty	Figure
King Bolt Set				
1972	2,600 lb. (FA1) Axle, Axle Number FA1 (Axle Code 02001), .8605" Pin Diameter, 5.437" Length, (Contains Metal Bushing)	8390B	1	
STEERING				
Year	Model/Application	Part	P/C Qty	Figure
Steering Damper Bellows				
1972	Straight Axle, (Trail Boss)	SSD68	1	
Steering Damper Cylinder				
1972	Straight Axle, (Trail Boss)	SSD42	1	
Steering Damper Kit				
1972	Straight Axle, (Super Trail Boss)	SSD99	1	
Tie Rod End				
1972	Axle Number FA1 (Axle Code 02001), (Includes Sunoloy-Coated Metal Bearing To Combine Durability With Smooth Stud Swing) Left Outer	ES392L ‡	1	
	Axle Number FA1 (Axle Code 02001), (Includes Sunoloy-Coated Metal Bearing To Combine Durability With Smooth Stud Swing) Right Outer	ES392R ‡	1	

NAVISTAR/INTERNATIONAL-K Series

FRONT SUSPENSION

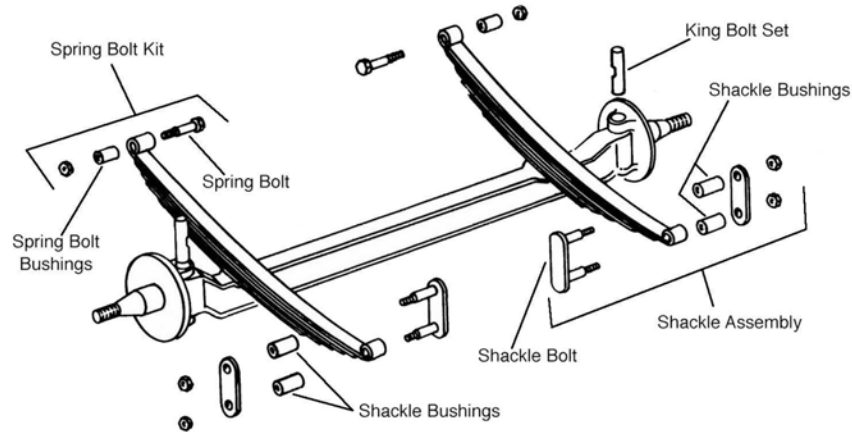


F510

Year	Model/Application	Part	P/C Qty	Figure
K1 Series				
King Bolt Set				
1947-1941	9.00 x 13 Tires, From Serial Number 55986, .8605" Pin Diameter, 5.437" Length, (Contains Metal Bushing)	8390B	1	F510
K2 Series				
King Bolt Set				
1947-1941	9.00 x 13 Tires, From Serial Number 35972, .8605" Pin Diameter, 5.437" Length, (Contains Metal Bushing)	8390B	1	F510
K3 Series				
King Bolt Set				
1947-1941	Except 10.50 x 16 Tires, .8605" Pin Diameter, 5.437" Length, (Contains Metal Bushing)	8390B	1	F510
KB1				
King Bolt Set				
1949-1947	9.00 x 13 Tires, From Serial Number 55986, .8605" Pin Diameter, 5.437" Length, (Contains Metal Bushing)	8390B	1	F510
KB2				
King Bolt Set				
1949-1947	9.00 x 13 Tires, From Serial Number 35972, .8605" Pin Diameter, 5.437" Length, (Contains Metal Bushing)	8390B	1	F510
KB3				
King Bolt Set				
1949-1948	Except 10.50 x 16 Tires, .8605" Pin Diameter, 5.437" Length, (Contains Metal Bushing)	8390B	1	F510
REAR SUSPENSION				
Year	Model/Application	Part	P/C Qty	Figure
K6 Series				
Leaf Spring Bolt				
1947-1941	Lower Rear	K150303	2	
KB-6 Series				
Leaf Spring Bolt				
1949-1947	Lower Rear	K150303	2	

Metro Series-NAVISTAR/INTERNATIONAL

FRONT SUSPENSION



F510

Year	Model/Application	Part	P/C Qty	Figure
AB120 Metroette				
King Bolt Set				
1965-1957	3100 Lb FA10 Axle, .8605" Pin Diameter, 5.437" Length, (Contains Metal Bushing)	8390B	1	F510
AM80 Metro-Mite				
King Bolt Set				
1961	.8605" Pin Diameter, 5.437" Length, (Contains Metal Bushing)	8390B	1	F510
1958-1957	2000 Lb Axle, FA4 Axle, .8605" Pin Diameter, 5.437" Length, (Contains Ball Bearing And Metal Bushing)	8475B	1	F510
	2600 Lb FA1 Axle, .8605" Pin Diameter, 5.437" Length, (Contains Metal Bushing)	8390B	1	F510
AM120 Metro				
King Bolt Set				
1965-1957	3100 Lb FA10 Axle, .8605" Pin Diameter, 5.437" Length, (Contains Metal Bushing)	8390B	1	F510
AM130 Metro				
King Bolt Set				
1965-1957	3100 Lb FA10 Axle, .8605" Pin Diameter, 5.437" Length, (Contains Metal Bushing)	8390B	1	F510
CM110 Metro				
King Bolt Set				
1965-1963	.8605" Pin Diameter, 5.437" Length, (Contains Metal Bushing)	8390B	1	F510
CM75 Metro				
King Bolt Set				
1965-1963	2000 Lb Axle, FA4 Axle, .8605" Pin Diameter, 5.437" Length, (Contains Ball Bearing And Metal Bushing)	8475B	1	F510
	2600 Lb Axle, .8605" Pin Diameter, 5.437" Length, (Contains Metal Bushing)	8390B	1	F510
CM80 Metro				
King Bolt Set				
1965-1963	2000 Lb Axle, FA4 Axle, .8605" Pin Diameter, 5.437" Length, (Contains Ball Bearing And Metal Bushing)	8475B	1	F510
	2600 Lb Axle, .8605" Pin Diameter, 5.437" Length, (Contains Metal Bushing)	8390B	1	F510
K1M Metro				
King Bolt Set				
1947-1946	Except 10.50 x 16 Tires, .8605" Pin Diameter, 5.437" Length, (Contains Metal Bushing)	8390B	1	F510
1943-1941	Except 10.50 x 16 Tires, .8605" Pin Diameter, 5.437" Length, (Contains Metal Bushing)	8390B	1	F510
K3M Metro				
King Bolt Set				
1947-1946	Except 10.50 x 16 Tires, .8605" Pin Diameter, 5.437" Length, (Contains Metal Bushing)	8390B	1	F510
1943-1941	Except 10.50 x 16 Tires, .8605" Pin Diameter, 5.437" Length, (Contains Metal Bushing)	8390B	1	F510
KB1M Metro				
King Bolt Set				
1949-1947	Except 10.50 x 16 Tires, .8605" Pin Diameter, 5.437" Length, (Contains Metal Bushing)	8390B	1	F510
KB3M Metro				
King Bolt Set				
1949-1948	Except 10.50 x 16 Tires, .8605" Pin Diameter, 5.437" Length, (Contains Metal Bushing)	8390B	1	F510

NAVISTAR/INTERNATIONAL–Metro Series (Cont.)

FRONT SUSPENSION (Cont.)

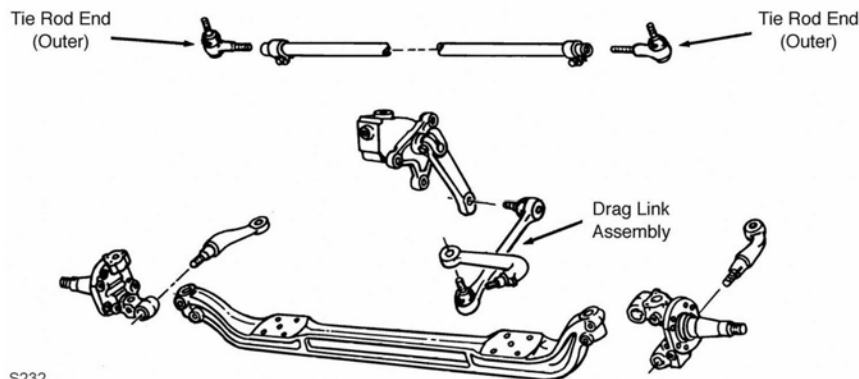
Year	Model/Application	Part	P/C Qty	Figure
M700 Metro				
King Bolt Set				
1967-1966	2600 Lb FA1 Axle, .8605" Pin Diameter, 5.437" Length, (Contains Metal Bushing)	8390B	1	F510
Leaf Spring Bushing				
1967-1966	FA1 Axle, (Split Type Bushing)	Front K7308	2	F510
Leaf Spring Shackle Bushing				
1967-1966	FA1 Axle, (Split Type Bushing)	Lower K7308	2	F510
M800 Metro				
King Bolt Set				
1972-1969	2,600 lb. (FA1) Axle, Axle Number FA1 (Axle Code 02001), .8605" Pin Diameter, 5.437" Length, (Contains Metal Bushing)	8390B	1	
1968-1966	2600 Lb FA1 Axle, .8605" Pin Diameter, 5.437" Length, (Contains Metal Bushing)	8390B	1	F510
Leaf Spring Bushing				
1968-1966	FA1 Axle, (Split Type Bushing)	Front K7308	2	F510
Leaf Spring Shackle Bushing				
1968-1966	FA1 Axle, (Split Type Bushing)	Lower K7308	2	F510
M1100 Metro				
King Bolt Set				
1972-1968	2,600 lb. (FA1) Axle, 3100 Lb FA10 Axle, .8605" Pin Diameter, 5.437" Length, (Contains Metal Bushing)	8390B	1	F510
Leaf Spring Bushing				
1971-1966	FA1 Axle, (Split Type Bushing)	Front K7308	2	F510
Leaf Spring Shackle Bushing				
1971-1966	FA1 Axle, (Split Type Bushing)	Lower K7308	2	F510
M1200 Metro				
King Bolt Set				
1972	3,100 lb. (FA10) Axle, .8605" Pin Diameter, 5.437" Length, (Contains Metal Bushing) 6.250" Length, 1.110" Pin Diameter, (Contains Metal Bushing, One Keyway, Straight Oil Groove)	8390B 8389B	1 1	
1971-1968	3100 Lb FA10 Axle, .8605" Pin Diameter, 5.437" Length, (Contains Metal Bushing) 4000 Lb Axle, FA28 Axle, 6.250" Length, 1.110" Pin Diameter, (Contains Metal Bushing, One Keyway, Straight Oil Groove)	8390B 8389B	1 1	F510 F510
Leaf Spring Bushing				
1971-1968	FA1 And FA10 Axles, (Split Type Bushing)	Front K7308	2	F510
Leaf Spring Shackle Bushing				
1971-1968	FA1 And FA10 Axles, (Split Type Bushing)	Lower K7308	2	F510
M1210 Metro				
King Bolt Set				
1975	3800 Lb Axle, FA12 Axle, 6.250" Length, 1.110" Pin Diameter, (Contains Metal Bushing, One Keyway, Straight Oil Groove)	8389B	1	
M1400 Metro				
King Bolt Set				
1969	10,000 lb. (I-100S) Axle, 9.870" Length, 1.921" Pin Diameter, (Contains Composite Bushing, Two Keyways) 10,000 lb. (I-100S) Axle, 9.870" Length, 1.921" Pin Diameter, (Contains Metal Bushing, Two Keyways) Axle Code 02028, 6.250" Length, 1.110" Pin Diameter, (Contains Metal Bushing, One Keyway, Straight Oil Groove) 2,600 lb. (FA1) Axle, Axle Number FA1 (Axle Code 02001), .8605" Pin Diameter, 5.437" Length, (Contains Metal Bushing)	8655C 8655B 8389B 8390B	1 1 1 1	
1967-1965	10,000 lb. (I-100S) Axle, 9.870" Length, 1.921" Pin Diameter, (Contains Metal Bushing, Two Keyways)	8655B	1	
1967-1964	9,000 lb. (I-100S (02ADC)) Axle, Double Lock Pin, 9.870" Length, 1.921" Pin Diameter, (Contains Composite Bushing, Two Keyways)	8655C	1	
M1600 Metro				
King Bolt Set				
1967-1965	9,000 lb. (I-100S (02ADC)) Axle, Double Lock Pin, 9.870" Length, 1.921" Pin Diameter, (Contains Composite Bushing, Two Keyways)	8655C	1	
M1700 Metro				
King Bolt Set				
1965	5,500 lb. (FA72 (02072)) Axle, (Contains Metal Bushing) 5500 Lb Axle, FA72 Axle, (Contains Metal Bushing, Oversize)	8385B 8385B015	1 1	F510 F510

(Cont.) Metro Series-NAVISTAR/INTERNATIONAL

FRONT SUSPENSION (Cont.)

Year	Model/Application	Part	P/C Qty	Figure
MA1200 Metro				
King Bolt Set				
1971	3,100 lb. (FA10) Axle, Axle Code 02010, .8605" Pin Diameter, 5.437" Length, (Contains Metal Bushing)	8390B	1	
1970-1968	3100 Lb FA10 Axle, .8605" Pin Diameter, 5.437" Length, (Contains Metal Bushing)	8390B	1	F510
1967	6.250" Length, 1.110" Pin Diameter, (Contains Metal Bushing, One Keyway, Straight Oil Groove)	8389B	1	F510
	2,600 lb. (FA1) Axle, 3100 Lb FA10 Axle, .8605" Pin Diameter, 5.437" Length, (Contains Metal Bushing)	8390B	1	F510
Leaf Spring Bushing				
1970-1968	FA1 And FA10 Axles, (Split Type Bushing)	Front K7308	2	F510
Leaf Spring Shackle Bushing				
1970-1968	FA1 And FA10 Axles, (Split Type Bushing)	Lower K7308	2	F510
MC1700 Metro				
King Bolt Set				
1965	5,500 lb. (FA72 (02072)) Axle, (Contains Metal Bushing)	8385B	1	F510
	5500 Lb Axle, FA72 Axle, (Contains Metal Bushing, Oversize)	8385B015	1	F510
MS1200 Metro				
King Bolt Set				
1974	3800 Lb Axle, FA12 Axle, 6.250" Length, 1.110" Pin Diameter, (Contains Metal Bushing, One Keyway, Straight Oil Groove)	8389B	1	
1973	6.250" Length, 1.110" Pin Diameter, (Contains Metal Bushing, One Keyway, Straight Oil Groove)	8389B	1	
SA120 Metro				
King Bolt Set				
1957-1956	3100 Lb FA10 Axle, .8605" Pin Diameter, 5.437" Length, (Contains Metal Bushing)	8390B	1	F510
SM120 Metro				
King Bolt Set				
1957-1956	3100 Lb FA10 Axle, .8605" Pin Diameter, 5.437" Length, (Contains Metal Bushing)	8390B	1	F510
SM130 Metro				
King Bolt Set				
1957-1956	3100 Lb FA10 Axle, .8605" Pin Diameter, 5.437" Length, (Contains Metal Bushing)	8390B	1	F510
Leaf Spring Bolt				
1956		K150295	8	

STEERING



S232

Year	Model/Application	Part	P/C Qty	Figure
AM80 Metro-Mite				
Tie Rod End				
1961	3.250" Length, .688" - 18 Threads, (Includes Sunoloy-Coated Metal Bearing To Combine Durability With Smooth Stud Swing)	Left Outer ES262L ‡	1	
	3.250" Length, .688" - 18 Threads, (Includes Sunoloy-Coated Metal Bearing To Combine Durability With Smooth Stud Swing)	Right Outer ES262R ‡	1	
1958-1957	3.250" Length, .688" - 18 Threads, (Includes Sunoloy-Coated Metal Bearing To Combine Durability With Smooth Stud Swing)	Left Outer ES262L ‡	1	
	3.250" Length, .688" - 18 Threads, (Includes Sunoloy-Coated Metal Bearing To Combine Durability With Smooth Stud Swing)	Right Outer ES262R ‡	1	

NAVISTAR/INTERNATIONAL–Metro Series (Cont.)

STEERING (Cont.)

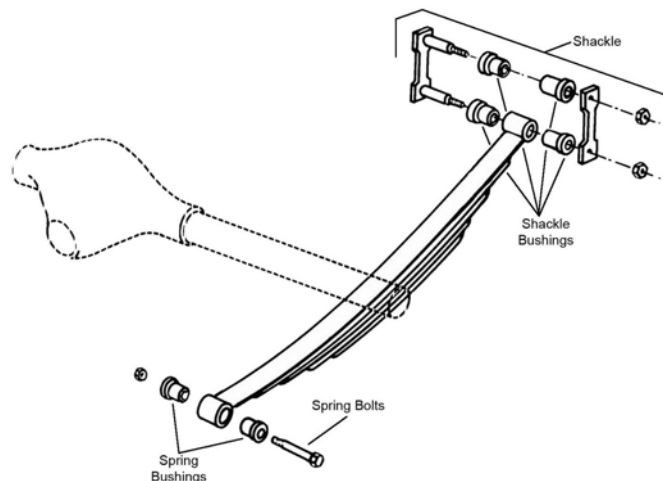
Year	Model/Application	Part	P/C Qty	Figure
AM130 Metro				
Tie Rod End				
1958	3,100 lb. (FA10) Axle, 3.250" Length, .688" - 18 Threads, (Includes Sunoloy-Coated Metal Bearing To Combine Durability With Smooth Stud Swing)	Left Outer ES262L ‡	1	
	3,100 lb. (FA10) Axle, 3.250" Length, .688" - 18 Threads, (Includes Sunoloy-Coated Metal Bearing To Combine Durability With Smooth Stud Swing)	Right Outer ES262R ‡	1	
CM110 Metro				
Tie Rod End				
1965-1963	3.250" Length, .688" - 18 Threads, (Includes Sunoloy-Coated Metal Bearing To Combine Durability With Smooth Stud Swing)	Left Outer ES262L ‡	1	S232
	3.250" Length, .688" - 18 Threads, (Includes Sunoloy-Coated Metal Bearing To Combine Durability With Smooth Stud Swing)	Right Outer ES262R ‡	1	S232
CM75 Metro				
Tie Rod End				
1965-1963	Two Wheel Drive (4x2), 2600 Lb FA1 Axle, 3.250" Length, .688" - 18 Threads, (Includes Sunoloy-Coated Metal Bearing To Combine Durability With Smooth Stud Swing)	Left Outer ES262L ‡	1	S232
	Two Wheel Drive (4x2), 2600 Lb FA1 Axle, 3.250" Length, .688" - 18 Threads, (Includes Sunoloy-Coated Metal Bearing To Combine Durability With Smooth Stud Swing)	Right Outer ES262R ‡	1	S232
CM80 Metro				
Tie Rod End				
1965-1963	Two Wheel Drive (4x2), 2600 Lb FA1 Axle, 3.250" Length, .688" - 18 Threads, (Includes Sunoloy-Coated Metal Bearing To Combine Durability With Smooth Stud Swing)	Left Outer ES262L ‡	1	S232
	Two Wheel Drive (4x2), 2600 Lb FA1 Axle, 3.250" Length, .688" - 18 Threads, (Includes Sunoloy-Coated Metal Bearing To Combine Durability With Smooth Stud Swing)	Right Outer ES262R ‡	1	S232
M700 Metro				
Tie Rod End				
1967-1966	2600 Lb FA1 Axle, 3.250" Length, .688" - 18 Threads, (Includes Sunoloy-Coated Metal Bearing To Combine Durability With Smooth Stud Swing)	Left Outer ES262L ‡	1	S232
	2600 Lb FA1 Axle, 3.250" Length, .688" - 18 Threads, (Includes Sunoloy-Coated Metal Bearing To Combine Durability With Smooth Stud Swing)	Right Outer ES262R ‡	1	S232
M800 Metro				
Tie Rod End				
1972	Axle Number FA1 (Axle Code 02001), 3.250" Length, (Includes Sunoloy-Coated Metal Bearing To Combine Durability With Smooth Stud Swing)	Left Outer ES262L ‡	1	
	Axle Number FA1 (Axle Code 02001), 3.250" Length, (Includes Sunoloy-Coated Metal Bearing To Combine Durability With Smooth Stud Swing)	Right Outer ES262R ‡	1	
1971-1969	Axle Number FA1 (Axle Code 02001), (Includes Sunoloy-Coated Metal Bearing To Combine Durability With Smooth Stud Swing)	Left Outer ES262L ‡	1	
	Axle Number FA1 (Axle Code 02001), (Includes Sunoloy-Coated Metal Bearing To Combine Durability With Smooth Stud Swing)	Right Outer ES262R ‡	1	
	2,600 lb. (FA1) Axle, Axle Number FA1 (Axle Code 02001), 3.250" Length, (Includes Sunoloy-Coated Metal Bearing To Combine Durability With Smooth Stud Swing)	Left Outer ES262L ‡	1	
1968	2,600 lb. (FA1) Axle, 3.250" Length, .688" - 18 Threads, (Includes Sunoloy-Coated Metal Bearing To Combine Durability With Smooth Stud Swing)	Left Outer ES262L ‡	1	
	2,600 lb. (FA1) Axle, 3.250" Length, .688" - 18 Threads, (Includes Sunoloy-Coated Metal Bearing To Combine Durability With Smooth Stud Swing)	Right Outer ES262R ‡	1	
M1100 Metro				
Tie Rod End				
1972	2,600 lb. (FA1) Axle, 3.250" Length, .688" - 18 Threads, (Includes Sunoloy-Coated Metal Bearing To Combine Durability With Smooth Stud Swing)	Left Outer ES262L ‡	1	
	2600 Lb FA1 Axle, 3.250" Length, .688" - 18 Threads, (Includes Sunoloy-Coated Metal Bearing To Combine Durability With Smooth Stud Swing)	Right Outer ES262R ‡	1	
1971	2600 Lb FA1 Axle, 3100 Lb FA10 Axle, 3.250" Length, .688" - 18 Threads, (Includes Sunoloy-Coated Metal Bearing To Combine Durability With Smooth Stud Swing)	Left Outer ES262L ‡	1	S232
	2600 Lb FA1 Axle, 3100 Lb FA10 Axle, 3.250" Length, .688" - 18 Threads, (Includes Sunoloy-Coated Metal Bearing To Combine Durability With Smooth Stud Swing)	Right Outer ES262R ‡	1	S232
1970-1966	2600 Lb FA1 Axle, 3.250" Length, .688" - 18 Threads, (Includes Sunoloy-Coated Metal Bearing To Combine Durability With Smooth Stud Swing)	Left Outer ES262L ‡	1	S232
	2600 Lb FA1 Axle, 3.250" Length, .688" - 18 Threads, (Includes Sunoloy-Coated Metal Bearing To Combine Durability With Smooth Stud Swing)	Right Outer ES262R ‡	1	S232
M1200 Metro				
Tie Rod End				
1972	2,600 lb. (FA1) Axle, 3.250" Length, .688" - 18 Threads, (Includes Sunoloy-Coated Metal Bearing To Combine Durability With Smooth Stud Swing)	Left Outer ES262L ‡	1	
	3100 Lb FA10 Axle, 3.250" Length, .688" - 18 Threads, (Includes Sunoloy-Coated Metal Bearing To Combine Durability With Smooth Stud Swing)	Right Outer ES262R ‡	1	
1971	2600 Lb FA1 Axle, 3100 Lb FA10 Axle, 3.250" Length, .688" - 18 Threads, (Includes Sunoloy-Coated Metal Bearing To Combine Durability With Smooth Stud Swing)	Left Outer ES262L ‡	1	S232

(Cont.) Metro Series-NAVISTAR/INTERNATIONAL

STEERING (Cont.)

Year	Model/Application	Part	P/C Qty	Figure
M1200 Metro				
Tie Rod End				
1971 (Cont.)	2600 Lb FA1 Axle, 3100 Lb FA10 Axle, 3.250" Length, .688" - 18 Threads, (Includes Sunoloy-Coated Metal Bearing To Combine Durability With Smooth Stud Swing)	Right Outer ES262R ‡	1	S232
1970-1968	3100 Lb FA10 Axle, 3.250" Length, .688" - 18 Threads, (Includes Sunoloy-Coated Metal Bearing To Combine Durability With Smooth Stud Swing)	Left Outer ES262L ‡	1	S232
		Right Outer ES262R ‡	1	S232
M1400 Metro				
Drag Link Assembly				
1969	8,000 lb. (I-80S) Axle, 17.47" Center To Center	DS1215	1	
	6,000 lb. (I60S (02ADA)) Axle, 17.47" Length	DS1215	1	
1967-1964	6,000 lb. (I60S (02ADA)) Axle, TAS-40 Ross Steering Gear, 17.47" Center To Center	DS1215	1	
M1600 Metro				
Drag Link Assembly				
1967-1965	6,000 lb. (I60S (02ADA)) Axle, TAS-40 Ross Steering Gear, 17.47" Center To Center	DS1215	1	
MA1200 Metro				
Tie Rod End				
1971	3,100 lb. (FA10) Axle, Axle Code 02010, (Includes Sunoloy-Coated Metal Bearing To Combine Durability With Smooth Stud Swing)	Right Outer ES262R ‡	1	
		Left Outer ES262L ‡	1	
1970-1968	3100 Lb FA10 Axle, 3.250" Length, .688" - 18 Threads, (Includes Sunoloy-Coated Metal Bearing To Combine Durability With Smooth Stud Swing)	Left Outer ES262L ‡	1	S232
		Right Outer ES262R ‡	1	S232
1967	2,600 lb. (FA1) Axle, 3.250" Length, .688" - 18 Threads, (Includes Sunoloy-Coated Metal Bearing To Combine Durability With Smooth Stud Swing)	Left Outer ES262L ‡	1	
		Right Outer ES262R ‡	1	
MS1200 Metro				
Tie Rod End				
1974-1973	Axle Number FA12 (Axle Code 02012), (Includes Sunoloy-Coated Metal Bearing To Combine Durability With Smooth Stud Swing)	Left Outer ES392L ‡	1	
		Right Outer ES392R ‡	1	

REAR SUSPENSION



R309

Year	Model/Application	Part	P/C Qty	Figure
AM160 Metro				
Leaf Spring Bolt				
1964-1957	FA65 Axle, FA98 Axle	Lower Rear	K150303	2
M700 Metro				
Leaf Spring Bushing				
1967-1966		Front	K201002	2 R309

NAVISTAR/INTERNATIONAL–Metro Series (Cont.)

REAR SUSPENSION (Cont.)

Year	Model/Application	Part	P/C Qty	Figure
M700 Metro				
Leaf Spring Shackle Bushing				
1967-1966	Lower	K201002	2	R309
M800 Metro				
Leaf Spring Bushing				
1968-1966	Front	K201002	2	R309
Leaf Spring Shackle Bushing				
1968-1966	Lower	K201002	2	R309
M1100 Metro				
Leaf Spring Bushing				
1968-1966	Front	K201002	2	R309
Leaf Spring Shackle Bushing				
1971-1966	Lower	K201002	2	R309

NAVISTAR/INTERNATIONAL–M Series Van

FRONT SUSPENSION

Year	Model/Application	Part	P/C Qty	Figure
King Bolt Set				
1966-1961	Axle Code 02028, 6.250" Length, 1.110" Pin Diameter, (Contains Metal Bushing, One Keyway, Straight Oil Groove) 2,600 lb. (FA1) Axle, Axle Number FA1 (Axle Code 02001), .8605" Pin Diameter, 5.437" Length, (Contains Metal Bushing)	8389B	1	
		8390B	1	

STEERING

Year	Model/Application	Part	P/C Qty	Figure
Tie Rod End				
1966-1961	Axle Number FA1 (Axle Code 02001), (Includes Sunoloy-Coated Metal Bearing To Combine Durability With Smooth Stud Swing) 2,600 lb. (FA1) Axle, Axle Number FA1 (Axle Code 02001), 3.250" Length, (Includes Sunoloy-Coated Metal Bearing To Combine Durability With Smooth Stud Swing)	ES262R ‡	1	
		ES262L ‡	1	

NAVISTAR/INTERNATIONAL–M800 Navy

FRONT SUSPENSION

Year	Model/Application	Part	P/C Qty	Figure
King Bolt Set				
1969	2,600 lb. (FA1) Axle, Axle Number FA1 (Axle Code 02001), .8605" Pin Diameter, 5.437" Length, (Contains Metal Bushing)	8390B	1	

STEERING

Year	Model/Application	Part	P/C Qty	Figure
Tie Rod End				
1969	Axle Number FA1 (Axle Code 02001), (Includes Sunoloy-Coated Metal Bearing To Combine Durability With Smooth Stud Swing) Right Outer	ES262R ‡	1	

REAR SUSPENSION

Year	Model/Application	Part	P/C Qty	Figure
Tie Rod End				
1969	2,600 lb. (FA1) Axle, Axle Number FA1 (Axle Code 02001), 3.250" Length, (Includes Sunoloy-Coated Metal Bearing To Combine Durability With Smooth Stud Swing)	ES262L ‡	1	

NAVISTAR/INTERNATIONAL–MS1210

FRONT SUSPENSION

Year	Model/Application	Part	P/C Qty	Figure
King Bolt Set				
1972	Axle Number FA12 (Axle Code 02012), 6.250" Length, 1.110" Pin Diameter, (Contains Metal Bushing, One Keyway, Straight Oil Groove)	8389B	1	

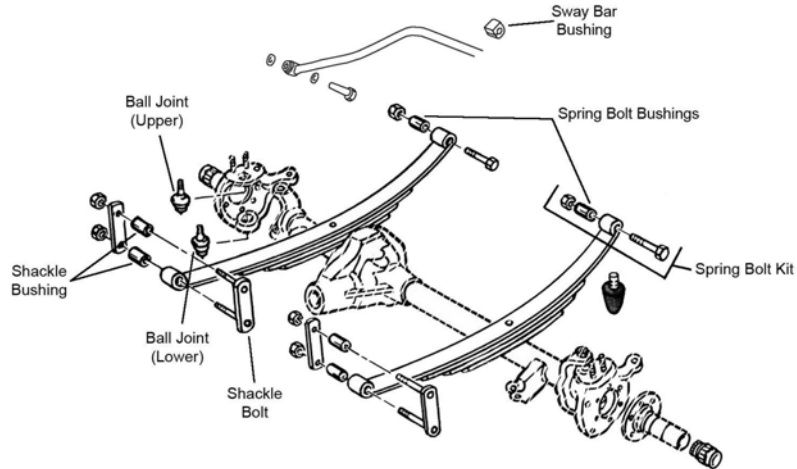
(Cont.) MS1210-NAVISTAR/INTERNATIONAL

STEERING

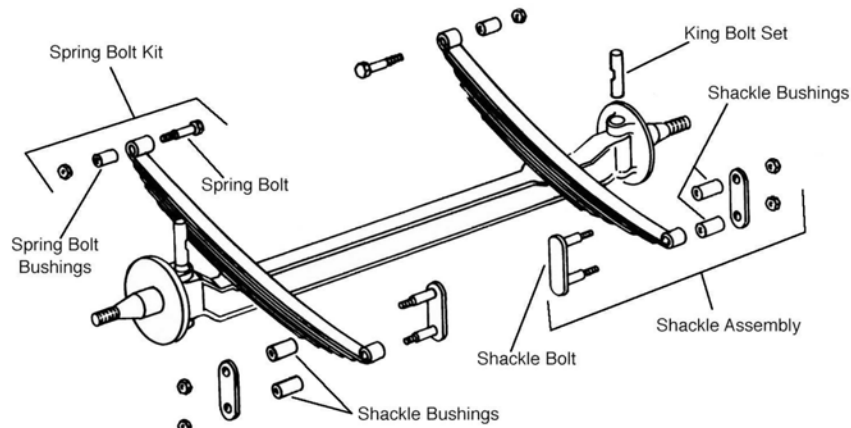
Year	Model/Application	Part	P/C Qty	Figure
Tie Rod End				
1972	Axle Number FA12 (Axle Code 02012), (Includes Sunoloy-Coated Metal Bearing To Combine Durability With Smooth Stud Swing)	Left Outer ES392L ‡	1	
	Axle Number FA12 (Axle Code 02012), (Includes Sunoloy-Coated Metal Bearing To Combine Durability With Smooth Stud Swing)	Right Outer ES392R ‡	1	

Scout, Scout II-NAVISTAR/INTERNATIONAL

FRONT SUSPENSION



F509

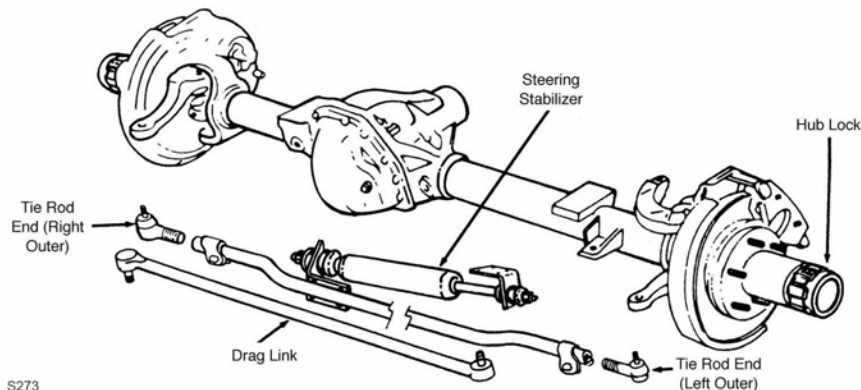


F510

Year	Model/Application	Part	P/C Qty	Figure
Scout				
King Bolt Set				
1971-1965	2000 Lb Axle, FA4 Axle, .8605" Pin Diameter, 5.437" Length, (Contains Ball Bearing And Metal Bushing)	8475B	1	F510
1964-1961	Two Wheel Drive (4x2), 2,000 lb. (FA4) Axle, .8605" Pin Diameter, 5.437" Length, (Contains Ball Bearing And Metal Bushing)	8475B	1	
Scout II				
Ball Joint				
1974-1971	Four Wheel Drive (4X4), (Powdered Metal Gusher Brg. For Better Lubrication)	Upper K8194T ‡	2	F509
	Four Wheel Drive (4X4), (Powdered Metal Gusher Brg. For Better Lubrication)	Lower K8195T ‡	2	F509
Ball Joint Bushing Extractor and Installer				
1974-1973	Four Wheel Drive (4X4)	T40207	1	
Scout II XLC				
Ball Joint				
1980-1975	Four Wheel Drive (4X4), (Powdered Metal Gusher Brg. For Better Lubrication)	Upper K8194T ‡	2	F509
	Four Wheel Drive (4X4), (Powdered Metal Gusher Brg. For Better Lubrication)	Lower K8195T ‡	2	F509

NAVISTAR/INTERNATIONAL—Scout, Scout II (Cont.)

STEERING



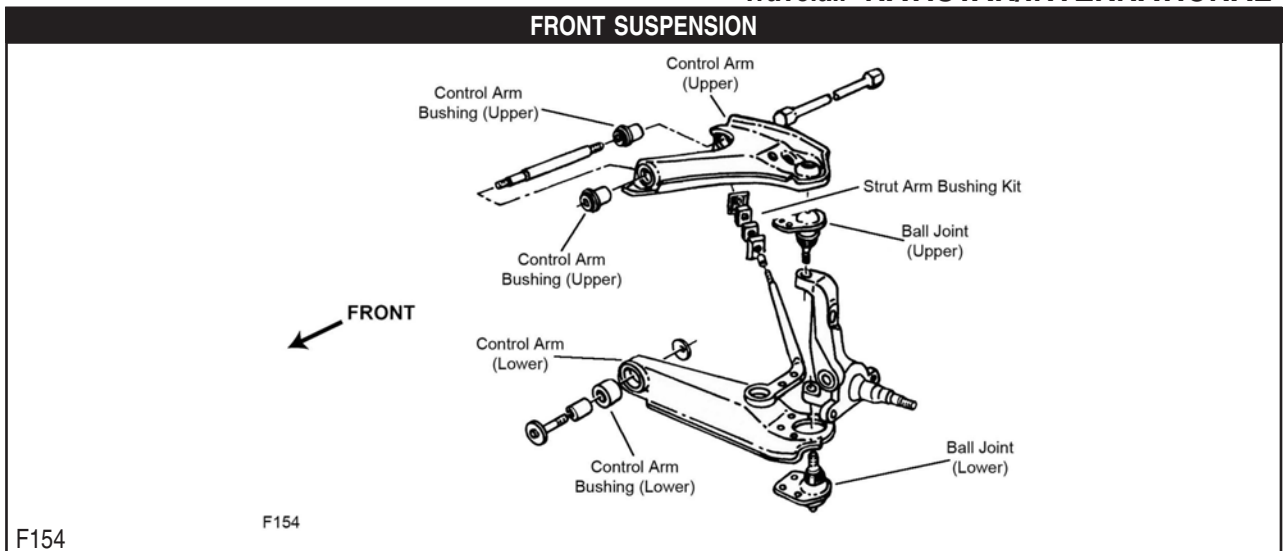
S273

Year	Model/Application	Part	P/C Qty	Figure
Scout				
Steering Damper Bellows				
1971-1967	Four Wheel Drive (4X4), (Super Trail Boss)	Front	SSD90	1
	Four Wheel Drive (4X4), (Trail Boss)	Front	SSD68	1
1968-1961	Two Wheel Drive (4x2), (Trail Boss)	Front	SSD68	1
Steering Damper Cylinder				
1971-1967	Four Wheel Drive (4X4), (Super Trail Boss)	Front	SSD82	1
	Four Wheel Drive (4X4), (Trail Boss)	Front	SSD48	1
1968-1961	Two Wheel Drive (4x2), (Trail Boss)	Front	SSD42	1
Steering Damper Kit				
1971-1967	Four Wheel Drive (4X4), (Super Trail Boss)	Front	SSD92	1
	Four Wheel Drive (4X4), (Trail Boss)	Front	SSD13	1
1968-1961	Two Wheel Drive (4x2), (Super Trail Boss)	Front	SSD99	1
1964-1961	Four Wheel Drive (4X4), (Super Trail Boss)	Front	SSD99	1
Scout II				
Drag Link Assembly				
1974-1971	(Includes Sunoloy-Coated Metal Bearing To Combine Durability With Smooth Stud Swing)		DS834 ‡	1 S273
Steering Damper Bellows				
1974-1971	Four Wheel Drive (4X4), (Super Trail Boss)	Front	SSD90	1
	Four Wheel Drive (4X4), (Trail Boss)	Front	SSD68	1
Steering Damper Cylinder				
1974-1971	Four Wheel Drive (4X4), (Super Trail Boss)	Front	SSD82	1
	Four Wheel Drive (4X4), (Trail Boss)	Front	SSD48	1
Steering Damper Kit				
1974-1971	Four Wheel Drive (4X4), (Trail Boss)	Front	SSD13	1
Tie Rod End				
1974	Four Wheel Drive (4X4), Axle Number FA13 (Axle Code 02013), (Includes Sunoloy-Coated Metal Bearing To Combine Durability With Smooth Stud Swing)	Left Outer	ES2052R ‡	1 S273
	Four Wheel Drive (4X4), Axle Number FA13 (Axle Code 02013), (Includes Sunoloy-Coated Metal Bearing To Combine Durability With Smooth Stud Swing)	Right Outer	ES2053R ‡	1 S273
	Four Wheel Drive (4X4), Axle Number FA43 (Axle Code 02043), (Includes Sunoloy-Coated Metal Bearing To Combine Durability With Smooth Stud Swing)	Left Outer	ES2052R ‡	1 S273
	Four Wheel Drive (4X4), Axle Number FA43 (Axle Code 02043), (Includes Sunoloy-Coated Metal Bearing To Combine Durability With Smooth Stud Swing)	Right Outer	ES2053R ‡	1 S273
	Four Wheel Drive (4X4), Axle Number FA44 (Axle Code 02044), (Includes Sunoloy-Coated Metal Bearing To Combine Durability With Smooth Stud Swing)	Left Outer	ES2052R ‡	1 S273
	Four Wheel Drive (4X4), Axle Number FA44 (Axle Code 02044), (Includes Sunoloy-Coated Metal Bearing To Combine Durability With Smooth Stud Swing)	Right Outer	ES2053R ‡	1 S273
	Two Wheel Drive (4x2), Axle Number FA3 (Axle Code 02003), (Includes Sunoloy-Coated Metal Bearing To Combine Durability With Smooth Stud Swing)	Left Outer	ES2052R ‡	1 S273
	Two Wheel Drive (4x2), Axle Number FA3 (Axle Code 02003), (Includes Sunoloy-Coated Metal Bearing To Combine Durability With Smooth Stud Swing)	Right Outer	ES2053R ‡	1 S273
1973-1971	Four Wheel Drive (4X4), Axle Number FA13 (Axle Code 02013), (Includes Sunoloy-Coated Metal Bearing To Combine Durability With Smooth Stud Swing)	Left Outer	ES392R ‡	1 S273
	Four Wheel Drive (4X4), Axle Number FA3 (Axle Code 02003), (Includes Sunoloy-Coated Metal Bearing To Combine Durability With Smooth Stud Swing)	Left Outer	ES392R ‡	1 S273
	Four Wheel Drive (4X4), Axle Number FA44 (Axle Code 02044), (Includes Sunoloy-Coated Metal Bearing To Combine Durability With Smooth Stud Swing)	Left Outer	ES392R ‡	1 S273
	Two Wheel Drive (4x2), Axle Number FA3 (Axle Code 02003), (Includes Sunoloy-Coated Metal Bearing To Combine Durability With Smooth Stud Swing)	Left Outer	ES392R ‡	1 S273

**(Cont.) Scout, Scout II-NAVISTAR/INTERNATIONAL
STEERING (Cont.)**

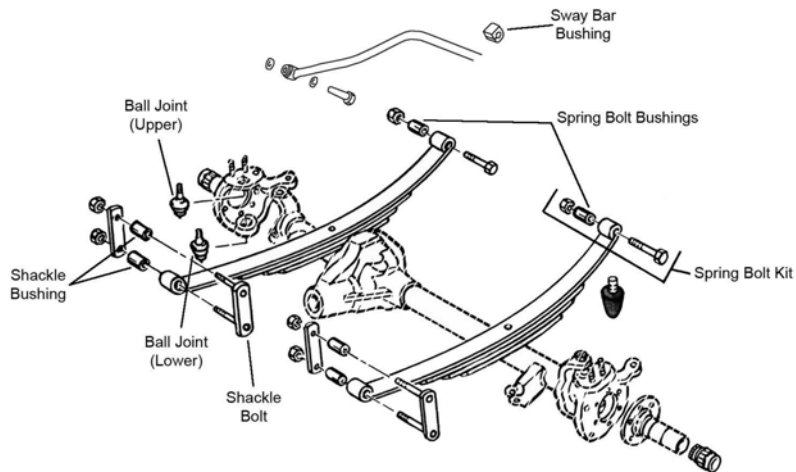
Year	Model/Application	Part	P/C Qty	Figure
Scout II XLC				
Drag Link Assembly				
1980-1975	(Includes Sunoloy-Coated Metal Bearing To Combine Durability With Smooth Stud Swing)	DS834 ‡	1	S273
Steering Damper Bellows				
1980-1976	(Super Trail Boss) (Trail Boss)	Front Front	SSD90 SSD68	1 1
1975	Four Wheel Drive (4X4), (Super Trail Boss) Four Wheel Drive (4X4), (Trail Boss)	Front Front	SSD90 SSD68	1 1
Steering Damper Cylinder				
1980-1975	Four Wheel Drive (4X4), (Trail Boss)	Front	SSD48	1
1979-1976	Two Wheel Drive (4x2), (Trail Boss)	Front	SSD48	1
1975	Four Wheel Drive (4X4), (Super Trail Boss)	Front	SSD82	1
Steering Damper Kit				
1980-1976	Four Wheel Drive (4X4), (Super Trail Boss)	Front	SSD92	1
1980-1975	Four Wheel Drive (4X4), (Trail Boss)	Front	SSD13	1
1979-1976	Two Wheel Drive (4x2), (Super Trail Boss) Two Wheel Drive (4x2), (Trail Boss)	Front Front	SSD92 SSD13	1 1
Tie Rod End				
1980-1975	Four Wheel Drive (4X4), Axle Number FA13 (Axle Code 02013), (Includes Sunoloy-Coated Metal Bearing To Combine Durability With Smooth Stud Swing)	Left Outer	ES2052R ‡	1 S273
	Four Wheel Drive (4X4), Axle Number FA13 (Axle Code 02013), (Includes Sunoloy-Coated Metal Bearing To Combine Durability With Smooth Stud Swing)	Right Outer	ES2053R ‡	1 S273
	Four Wheel Drive (4X4), Axle Number FA43 (Axle Code 02043), (Includes Sunoloy-Coated Metal Bearing To Combine Durability With Smooth Stud Swing)	Left Outer	ES2052R ‡	1 S273
	Four Wheel Drive (4X4), Axle Number FA43 (Axle Code 02043), (Includes Sunoloy-Coated Metal Bearing To Combine Durability With Smooth Stud Swing)	Right Outer	ES2053R ‡	1 S273
	Four Wheel Drive (4X4), Axle Number FA44 (Axle Code 02044), (Includes Sunoloy-Coated Metal Bearing To Combine Durability With Smooth Stud Swing)	Left Outer	ES2052R ‡	1 S273
	Four Wheel Drive (4X4), Axle Number FA44 (Axle Code 02044), (Includes Sunoloy-Coated Metal Bearing To Combine Durability With Smooth Stud Swing)	Right Outer	ES2053R ‡	1 S273
1979-1975	Two Wheel Drive (4x2), Axle Number FA3 (Axle Code 02003), (Includes Sunoloy-Coated Metal Bearing To Combine Durability With Smooth Stud Swing)	Left Outer	ES2052R ‡	1 S273
	Two Wheel Drive (4x2), Axle Number FA3 (Axle Code 02003), (Includes Sunoloy-Coated Metal Bearing To Combine Durability With Smooth Stud Swing)	Right Outer	ES2053R ‡	1 S273

Travelall-NAVISTAR/INTERNATIONAL

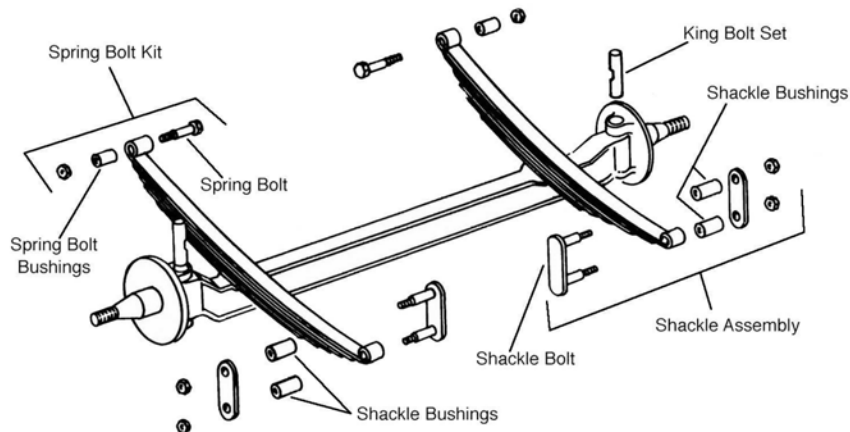


NAVISTAR/INTERNATIONAL-Travelall (Cont.)

FRONT SUSPENSION (Cont.)



F509



F510

Year	Model/Application	Part	P/C Qty	Figure
Travelall 100				
Ball Joint				
1974	Four Wheel Drive (4X4), FA62 Axle, (Powdered Metal Gusher Brg. For Better Lubrication)	Upper	K8194T ‡	2 F509
	Four Wheel Drive (4X4), FA62 Axle, (Powdered Metal Gusher Brg. For Better Lubrication)	Lower	K8195T ‡	2 F509
	Two Wheel Drive (4x2), FA5 Axle, (Powdered Metal Gusher Brg. For Better Lubrication)	Upper	K778 ‡	2 F154
Control Arm Bushing				
1974	Two Wheel Drive (4x2), (Optional, Eccentric Bushing, Provides Additional Positive(+) Camber Adjustment, High Quality Elastomer For Durability And Performance)	Upper	K7104 ‡	2 F154
Travelall 150				
Ball Joint				
1975	Four Wheel Drive (4X4), FA62 Axle, (Powdered Metal Gusher Brg. For Better Lubrication)	Upper	K8194T ‡	2 F509
	Four Wheel Drive (4X4), FA62 Axle, (Powdered Metal Gusher Brg. For Better Lubrication)	Lower	K8195T ‡	2 F509
	Two Wheel Drive (4x2), FA5 Axle, (Powdered Metal Gusher Brg. For Better Lubrication)	Upper	K778 ‡	2 F154
	Two Wheel Drive (4x2), FA6 Axle, FA7 Axle, (Powdered Metal Gusher Brg. For Better Lubrication)	Upper	K7082 ‡	2 F154
Ball Joint Bushing Extractor and Installer				
1975	Four Wheel Drive (4X4)		T40207	1
Control Arm Bushing				
1975	Two Wheel Drive (4x2), (Optional, Eccentric Bushing, Provides Additional Positive(+) Camber Adjustment, High Quality Elastomer For Durability And Performance)	Upper	K7104 ‡	2 F154
Travelall 200				
Ball Joint				
1975	Two Wheel Drive (4x2), FA5 Axle, (Powdered Metal Gusher Brg. For Better Lubrication)	Upper	K778 ‡	2
1975-1974	Four Wheel Drive (4X4), Axle Number FA63 (Axle Code 02063), (Powdered Metal Gusher Brg. For Better Lubrication)	Upper	K8194T ‡	2
	Four Wheel Drive (4X4), Axle Number FA63 (Axle Code 02063), (Powdered Metal Gusher Brg. For Better Lubrication)	Lower	K8195T ‡	2

(Cont.) Travelall-NAVISTAR/INTERNATIONAL

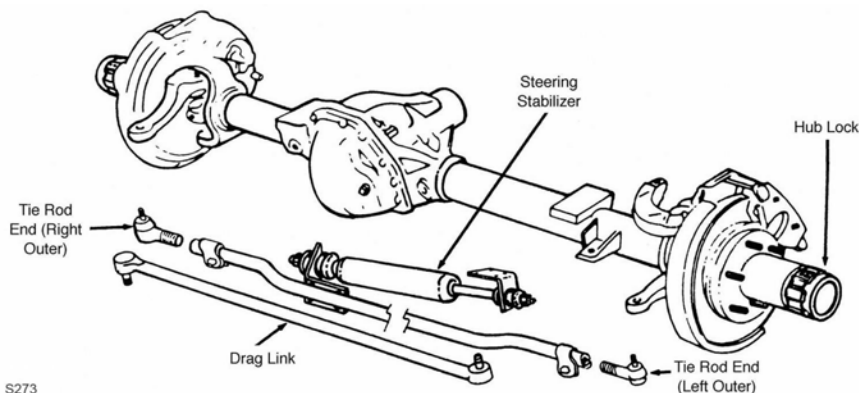
FRONT SUSPENSION (Cont.)				
Year	Model/Application	Part	P/C Qty	Figure
Travelall 200				
Ball Joint				
1975-1974 (Cont.)	Two Wheel Drive (4x2), FA6 Axle, FA7 Axle, (Powdered Metal Gusher Brg. For Better Lubrication)	Upper K7082 ‡	2	
Ball Joint Bushing Extractor and Installer				
1975-1974	Four Wheel Drive (4X4)	T40207	1	
Control Arm Bushing				
1975-1974	Two Wheel Drive (4x2), (Optional, Eccentric Bushing, Provides Additional Positive(+) Camber Adjustment, High Quality Elastomer For Durability And Performance)	Upper K7104 ‡	2	F154
Travelall 1100A				
King Bolt Set				
1966	Two Wheel Drive (4x2), 2,600 lb. (FA1) Axle, 3,100 lb. (FA10) Axle, .8605" Pin Diameter, 5.437" Length, (Contains Metal Bushing)	8390B	1	
Travelall 1100B				
King Bolt Set				
1967	Two Wheel Drive (4x2), 2,600 lb. (FA1) Axle, .8605" Pin Diameter, 5.437" Length, (Contains Metal Bushing)	8390B	1	
Travelall 1100C				
King Bolt Set				
1968	2600 Lb FA1 Axle, 3100 Lb FA10 Axle, .8605" Pin Diameter, 5.437" Length, (Contains Metal Bushing)	8390B	1	F510
Travelall 1100D				
King Bolt Set				
1970-1969	Two Wheel Drive (4x2), 2,600 lb. (FA1) Axle, .8605" Pin Diameter, 5.437" Length, (Contains Metal Bushing)	8390B	1	
Leaf Spring Shackle Bushing				
1969	Two Wheel Drive (4x2), (Split Type Bushing)	Rear K7308	4	
Travelall 1110				
Ball Joint				
1973-1972	Four Wheel Drive (4X4), FA46 Axle, (Powdered Metal Gusher Brg. For Better Lubrication)	Upper K8194T ‡	2	F509
	Four Wheel Drive (4X4), FA46 Axle, (Powdered Metal Gusher Brg. For Better Lubrication)	Lower K8195T ‡	2	F509
King Bolt Set				
1973-1972	2600 Lb FA1 Axle, .8605" Pin Diameter, 5.437" Length, (Contains Metal Bushing)	8390B	1	F510
Travelall 1200A				
King Bolt Set				
1966	Two Wheel Drive (4x2), 3,100 lb. (FA10) Axle, .8605" Pin Diameter, 5.437" Length, (Contains Metal Bushing)	8390B	1	
Leaf Spring Shackle Bushing				
1966	Four Wheel Drive (4X4), (Split Type Bushing)	Rear K7308	4	
Travelall 1200B				
King Bolt Set				
1967	Two Wheel Drive (4x2), 3,100 lb. (FA10) Axle, .8605" Pin Diameter, 5.437" Length, (Contains Metal Bushing)	8390B	1	
Leaf Spring Shackle Bushing				
1967	Four Wheel Drive (4X4), (Split Type Bushing)	Rear K7308	4	
Travelall 1200C				
King Bolt Set				
1968	Two Wheel Drive (4x2), 3,100 lb. (FA10) Axle, .8605" Pin Diameter, 5.437" Length, (Contains Metal Bushing)	8390B	1	
Leaf Spring Shackle Bushing				
1968	Four Wheel Drive (4X4), (Split Type Bushing)	Rear K7308	4	
Travelall 1200D				
King Bolt Set				
1970-1969	Two Wheel Drive (4x2), 6.250" Length, 1.110" Pin Diameter, (Contains Metal Bushing, One Keyway, Straight Oil Groove)	8389B	1	
Travelall 1210				
Ball Joint				
1973	Four Wheel Drive (4X4), Axle Number FA45 (Axle Code 02045), (Powdered Metal Gusher Brg. For Better Lubrication)	Upper K8194T ‡	2	

NAVISTAR/INTERNATIONAL-Travelall (Cont.)

FRONT SUSPENSION (Cont.)

Year	Model/Application	Part	P/C Qty	Figure
Travelall 1210				
Ball Joint				
1973 (Cont.)	Four Wheel Drive (4X4), Axle Number FA45 (Axle Code 02045), (Powdered Metal Gusher Brg. For Lower Better Lubrication)	K8195T ‡	2	
King Bolt Set				
1973-1972	3000 Lb Axle, 3800 Lb Axle, FA12 Axle, 6.250" Length, 1.110" Pin Diameter, (Contains Metal Bushing, One Keyway, Straight Oil Groove)	8389B	1	F510
Travelall A100				
King Bolt Set				
1958-1957	2,600 lb. (FA1) Axle, .8605" Pin Diameter, 5.437" Length, (Contains Metal Bushing)	8390B	1	
Travelall A110				
King Bolt Set				
1958-1957	2,600 lb. (FA1) Axle, .8605" Pin Diameter, 5.437" Length, (Contains Metal Bushing)	8390B	1	
Travelall A120				
King Bolt Set				
1958-1957	Two Wheel Drive (4x2), 3,100 lb. (FA10) Axle, .8605" Pin Diameter, 5.437" Length, (Contains Metal Bushing)	8390B	1	
Travelall B100				
King Bolt Set				
1960-1959	2,600 lb. (FA1) Axle, .8605" Pin Diameter, 5.437" Length, (Contains Metal Bushing)	8390B	1	
Travelall B110				
King Bolt Set				
1960-1959	2,600 lb. (FA1) Axle, .8605" Pin Diameter, 5.437" Length, (Contains Metal Bushing)	8390B	1	
Travelall B120				
King Bolt Set				
1960-1959	Two Wheel Drive (4x2), 3,100 lb. (FA10) Axle, .8605" Pin Diameter, 5.437" Length, (Contains Metal Bushing)	8390B	1	
Travelall C110				
King Bolt Set				
1962-1961	2,600 lb. (FA1) Axle, .8605" Pin Diameter, 5.437" Length, (Contains Metal Bushing)	8390B	1	
Travelall C120				
King Bolt Set				
1962-1961	Two Wheel Drive (4x2), 3,100 lb. (FA10) Axle, .8605" Pin Diameter, 5.437" Length, (Contains Metal Bushing)	8390B	1	
Travelall C1100				
King Bolt Set				
1964-1963	2,600 lb. (FA1) Axle, 3,100 lb. (FA10) Axle, .8605" Pin Diameter, 5.437" Length, (Contains Metal Bushing)	8390B	1	
Travelall S120				
King Bolt Set				
1956	.8605" Pin Diameter, 5.437" Length, (Contains Metal Bushing)	8390B	1	

STEERING



(Cont.) Travelall-NAVISTAR/INTERNATIONAL

STEERING (Cont.)					
Year	Model/Application	Part	P/C Qty	Figure	
Travelall 150					
Steering Damper Bellows					
1975	Four Wheel Drive (4X4), 3-1/2" Outside Diameter Front Axle And 1-1/2" Tie Rod, (Trail Boss)	Front	SSD68	1	
	Four Wheel Drive (4X4), Straight Axle, (Super Trail Boss)	Front	SSD90	1	
	Four Wheel Drive (4X4), Straight Axle, (Trail Boss)	Front	SSD68	1	
Steering Damper Cylinder					
1975	Four Wheel Drive (4X4), 3-1/2" Outside Diameter Front Axle And 1-1/2" Tie Rod, (Trail Boss)	Front	SSD48	1	
	Four Wheel Drive (4X4), Straight Axle, (Super Trail Boss)	Front	SSD82	1	
	Four Wheel Drive (4X4), Straight Axle, (Trail Boss)	Front	SSD48	1	
Steering Damper Kit					
1975	Four Wheel Drive (4X4), 3-1/2" Outside Diameter Front Axle And 1-1/2" Tie Rod, (Trail Boss)	Front	SSD11	1	
	Four Wheel Drive (4X4), Straight Axle, (Super Trail Boss)	Front	SSD92	1	
	Four Wheel Drive (4X4), Straight Axle, (Trail Boss)	Front	SSD13	1	
Tie Rod Adjusting Sleeve					
1975	Two Wheel Drive (4x2), 11/16" - 18 Thread, 4.72" Length		ES2004S	1	
Tie Rod End					
1975	Four Wheel Drive (4X4), 1.000" - 16 Threads, 3.750" Length, (Powdered Metal Gusher Brg. For Better Lubrication)	Left Outer	ES176R ‡	1	
	Four Wheel Drive (4X4), Axle Number FA63 (Axle Code 02063), (Includes Sunloy-Coated Metal Bearing To Combine Durability With Smooth Stud Swing)	Left Outer	ES392L ‡	1	
	Four Wheel Drive (4X4), Axle Number FA63 (Axle Code 02063), (Includes Sunloy-Coated Metal Bearing To Combine Durability With Smooth Stud Swing)	Right Outer	ES2053R ‡	1	S273
Travelall 200					
Steering Damper Bellows					
1975-1974	Four Wheel Drive (4X4), 3-1/2" Outside Diameter Front Axle And 1-1/2" Tie Rod, (Trail Boss)	Front	SSD68	1	
	Four Wheel Drive (4X4), Straight Axle, (Super Trail Boss)	Front	SSD90	1	
	Four Wheel Drive (4X4), Straight Axle, (Trail Boss)	Front	SSD68	1	
Steering Damper Cylinder					
1975-1974	Four Wheel Drive (4X4), 3-1/2" Outside Diameter Front Axle And 1-1/2" Tie Rod, (Trail Boss)	Front	SSD48	1	
	Four Wheel Drive (4X4), Straight Axle, (Super Trail Boss)	Front	SSD82	1	
	Four Wheel Drive (4X4), Straight Axle, (Trail Boss)	Front	SSD48	1	
Steering Damper Kit					
1975-1974	Four Wheel Drive (4X4), 3-1/2" Outside Diameter Front Axle And 1-1/2" Tie Rod, (Trail Boss)	Front	SSD11	1	
	Four Wheel Drive (4X4), Straight Axle, (Super Trail Boss)	Front	SSD92	1	
	Four Wheel Drive (4X4), Straight Axle, (Trail Boss)	Front	SSD13	1	
Tie Rod Adjusting Sleeve					
1975	Two Wheel Drive (4x2), 11/16" - 18 Thread, 4.72" Length		ES2004S	1	
Tie Rod End					
1975-1974	Four Wheel Drive (4X4), 1.000" - 16 Threads, 3.750" Length, (Powdered Metal Gusher Brg. For Better Lubrication)	Left Outer	ES176R ‡	1	
	Four Wheel Drive (4X4), Axle Number FA63 (Axle Code 02063), (Includes Sunloy-Coated Metal Bearing To Combine Durability With Smooth Stud Swing)	Left Outer	ES392L ‡	1	
	Four Wheel Drive (4X4), Axle Number FA63 (Axle Code 02063), (Includes Sunloy-Coated Metal Bearing To Combine Durability With Smooth Stud Swing)	Right Outer	ES2053R ‡	1	S273
Travelall 1000D					
Tie Rod Adjusting Sleeve					
1970-1969	11/16" - 18 Thread, 4.72" Length		ES2004S	1	
Tie Rod End					
1970-1969	(Powdered Metal Gusher Brg. For Better Lubrication)	Outer	ES354R ‡	2	
Travelall 1010					
Tie Rod Adjusting Sleeve					
1973	11/16" - 18 Thread, 4.72" Length		ES2004S	1	
1972	FA8 And FA9 Axles		ES2004S	2	
Tie Rod End					
1973-1972	FA8 And FA9 Axles, Independent Front Suspension, (Powdered Metal Gusher Brg. For Better Lubrication)	Outer	ES354R ‡	2	
Travelall 1100A					
Steering Damper Bellows					
1966	Four Wheel Drive (4X4), 3-1/2" Outside Diameter Front Axle And 1-1/2" Tie Rod, (Trail Boss)	Front	SSD68	1	
	Four Wheel Drive (4X4), Straight Axle, (Super Trail Boss)	Front	SSD90	1	
	Four Wheel Drive (4X4), Straight Axle, (Trail Boss)	Front	SSD68	1	
	Two Wheel Drive (4x2), Straight Axle, (Trail Boss)	Front	SSD68	1	
Steering Damper Cylinder					
1966	Four Wheel Drive (4X4), 3-1/2" Outside Diameter Front Axle And 1-1/2" Tie Rod, (Trail Boss)	Front	SSD48	1	

NAVISTAR/INTERNATIONAL-Travelall (Cont.)

STEERING (Cont.)

Year	Model/Application	Part	P/C Qty	Figure
Travelall 1100A				
Steering Damper Cylinder				
1966 (Cont.)	Four Wheel Drive (4X4), Straight Axle, (Super Trail Boss)	Front	SSD82	1
	Four Wheel Drive (4X4), Straight Axle, (Trail Boss)	Front	SSD48	1
	Two Wheel Drive (4x2), Straight Axle, (Trail Boss)	Front	SSD42	1
Steering Damper Kit				
1966	Four Wheel Drive (4X4), 3-1/2" Outside Diameter Front Axle And 1-1/2" Tie Rod, (Trail Boss)	Front	SSD11	1
	Four Wheel Drive (4X4), Straight Axle, (Super Trail Boss)	Front	SSD92	1
	Four Wheel Drive (4X4), Straight Axle, (Trail Boss)	Front	SSD13	1
	Two Wheel Drive (4x2), Straight Axle, (Super Trail Boss)	Front	SSD99	1
Tie Rod End				
1966	Two Wheel Drive (4x2), 2,600 lb. (FA1) Axle, 3,100 lb. (FA10) Axle, 3.250" Length, .688" - 18 Threads, (Includes Sunoloy-Coated Metal Bearing To Combine Durability With Smooth Stud Swing) Left Outer		ES262L ‡	1
	Two Wheel Drive (4x2), 2,600 lb. (FA1) Axle, 3,100 lb. (FA10) Axle, 3.250" Length, .688" - 18 Threads, (Includes Sunoloy-Coated Metal Bearing To Combine Durability With Smooth Stud Swing) Right Outer		ES262R ‡	1
Travelall 1100B				
Steering Damper Bellows				
1967	Four Wheel Drive (4X4), 3-1/2" Outside Diameter Front Axle And 1-1/2" Tie Rod, (Trail Boss)	Front	SSD68	1
	Four Wheel Drive (4X4), Straight Axle, (Trail Boss)	Front	SSD68	1
	Two Wheel Drive (4x2), Straight Axle, (Trail Boss)	Front	SSD68	1
Steering Damper Cylinder				
1967	Four Wheel Drive (4X4), Straight Axle, (Super Trail Boss)	Front	SSD82	1
	Four Wheel Drive (4X4), Straight Axle, (Trail Boss)	Front	SSD48	1
	Two Wheel Drive (4x2), Straight Axle, (Trail Boss)	Front	SSD42	1
Steering Damper Kit				
1967	Four Wheel Drive (4X4), 3-1/2" Outside Diameter Front Axle And 1-1/2" Tie Rod, (Trail Boss)	Front	SSD11	1
	Four Wheel Drive (4X4), Straight Axle, (Super Trail Boss)	Front	SSD92	1
	Four Wheel Drive (4X4), Straight Axle, (Trail Boss)	Front	SSD13	1
	Two Wheel Drive (4x2), Straight Axle, (Super Trail Boss)	Front	SSD99	1
Tie Rod End				
1967	Two Wheel Drive (4x2), 2,600 lb. (FA1) Axle, 3.250" Length, .688" - 18 Threads, (Includes Sunoloy-Coated Metal Bearing To Combine Durability With Smooth Stud Swing) Left Outer		ES262L ‡	1
	Two Wheel Drive (4x2), 2,600 lb. (FA1) Axle, 3.250" Length, .688" - 18 Threads, (Includes Sunoloy-Coated Metal Bearing To Combine Durability With Smooth Stud Swing) Right Outer		ES262R ‡	1
Travelall 1100C				
Steering Damper Bellows				
1968	Four Wheel Drive (4X4), 3-1/2" Outside Diameter Front Axle And 1-1/2" Tie Rod, (Trail Boss)	Front	SSD68	1
	Four Wheel Drive (4X4), Straight Axle, (Trail Boss)	Front	SSD68	1
	Two Wheel Drive (4x2), Straight Axle, (Trail Boss)	Front	SSD68	1
Steering Damper Cylinder				
1968	Four Wheel Drive (4X4), Straight Axle, (Super Trail Boss)	Front	SSD82	1
	Four Wheel Drive (4X4), Straight Axle, (Trail Boss)	Front	SSD48	1
	Two Wheel Drive (4x2), Straight Axle, (Trail Boss)	Front	SSD42	1
Steering Damper Kit				
1968	Four Wheel Drive (4X4), 3-1/2" Outside Diameter Front Axle And 1-1/2" Tie Rod, (Trail Boss)	Front	SSD11	1
	Four Wheel Drive (4X4), Straight Axle, (Super Trail Boss)	Front	SSD92	1
	Four Wheel Drive (4X4), Straight Axle, (Trail Boss)	Front	SSD13	1
	Two Wheel Drive (4x2), Straight Axle, (Super Trail Boss)	Front	SSD99	1
Tie Rod End				
1968	Two Wheel Drive (4x2), 2,600 lb. (FA1) Axle, 3.250" Length, .688" - 18 Threads, (Includes Sunoloy-Coated Metal Bearing To Combine Durability With Smooth Stud Swing) Left Outer		ES262L ‡	1
	Two Wheel Drive (4x2), 2,600 lb. (FA1) Axle, 3.250" Length, .688" - 18 Threads, (Includes Sunoloy-Coated Metal Bearing To Combine Durability With Smooth Stud Swing) Right Outer		ES262R ‡	1
Travelall 1100D				
Steering Damper Bellows				
1970-1969	Four Wheel Drive (4X4), 3-1/2" Outside Diameter Front Axle And 1-1/2" Tie Rod, (Trail Boss)	Front	SSD68	1
	Four Wheel Drive (4X4), Straight Axle, (Super Trail Boss)	Front	SSD90	1
	Four Wheel Drive (4X4), Straight Axle, (Trail Boss)	Front	SSD68	1
	Two Wheel Drive (4x2), Straight Axle, (Trail Boss)	Front	SSD68	1
Steering Damper Cylinder				
1970-1969	Four Wheel Drive (4X4), 3-1/2" Outside Diameter Front Axle And 1-1/2" Tie Rod, (Trail Boss)	Front	SSD48	1
	Four Wheel Drive (4X4), Straight Axle, (Super Trail Boss)	Front	SSD82	1
	Four Wheel Drive (4X4), Straight Axle, (Trail Boss)	Front	SSD48	1
	Two Wheel Drive (4x2), Straight Axle, (Trail Boss)	Front	SSD42	1

(Cont.) Travelall-NAVISTAR/INTERNATIONAL

STEERING (Cont.)					
Year	Model/Application	Part	P/C Qty	Figure	
Travelall 1100D					
Steering Damper Kit					
1970-1969	Four Wheel Drive (4X4), 3-1/2" Outside Diameter Front Axle And 1-1/2" Tie Rod, (Trail Boss)	Front	SSD11	1	
	Four Wheel Drive (4X4), Straight Axle, (Super Trail Boss)	Front	SSD92	1	
	Four Wheel Drive (4X4), Straight Axle, (Trail Boss)	Front	SSD13	1	
	Two Wheel Drive (4x2), Straight Axle, (Super Trail Boss)	Front	SSD99	1	
Tie Rod End					
1970-1969	Four Wheel Drive (4X4), Axle Number FA16 (Axle Code 02016), (Includes Sunloy-Coated Metal Bearing To Combine Durability With Smooth Stud Swing)	Left Outer	ES392L ‡	1	
	Four Wheel Drive (4X4), Axle Number FA16 (Axle Code 02016), (Includes Sunloy-Coated Metal Bearing To Combine Durability With Smooth Stud Swing)	Right Outer	ES392R ‡	1	
	Two Wheel Drive (4x2), Axle Number FA1 (Axle Code 02001), (Includes Sunloy-Coated Metal Bearing To Combine Durability With Smooth Stud Swing)	Left Outer	ES392L ‡	1	
	Two Wheel Drive (4x2), Axle Number FA1 (Axle Code 02001), (Includes Sunloy-Coated Metal Bearing To Combine Durability With Smooth Stud Swing)	Right Outer	ES392R ‡	1	
Travelall 1110					
Drag Link Assembly					
1973-1972	Four Wheel Drive (4X4), FA18,25,46, (Includes Sunloy-Coated Metal Bearing To Combine Durability With Smooth Stud Swing)		DS916 ‡	1	
Steering Damper Bellows					
1973	Four Wheel Drive (4X4), 3-1/2" Outside Diameter Front Axle And 1-1/2" Tie Rod, (Trail Boss)	Front	SSD68	1	
	Four Wheel Drive (4X4), Straight Axle, (Super Trail Boss)	Front	SSD90	1	
	Four Wheel Drive (4X4), Straight Axle, (Trail Boss)	Front	SSD68	1	
	Two Wheel Drive (4x2), Straight Axle, (Trail Boss)	Front	SSD68	1	
Steering Damper Cylinder					
1973	Four Wheel Drive (4X4), 3-1/2" Outside Diameter Front Axle And 1-1/2" Tie Rod, (Trail Boss)	Front	SSD48	1	
	Four Wheel Drive (4X4), Straight Axle, (Super Trail Boss)	Front	SSD82	1	
	Four Wheel Drive (4X4), Straight Axle, (Trail Boss)	Front	SSD48	1	
	Two Wheel Drive (4x2), Straight Axle, (Trail Boss)	Front	SSD42	1	
Steering Damper Kit					
1973	Four Wheel Drive (4X4), 3-1/2" Outside Diameter Front Axle And 1-1/2" Tie Rod, (Trail Boss)	Front	SSD11	1	
	Four Wheel Drive (4X4), Straight Axle, (Super Trail Boss)	Front	SSD92	1	
	Four Wheel Drive (4X4), Straight Axle, (Trail Boss)	Front	SSD13	1	
	Two Wheel Drive (4x2), Straight Axle, (Super Trail Boss)	Front	SSD99	1	
Tie Rod End					
1973	Four Wheel Drive (4X4), Axle Number FA46 (Axle Code 02046), (Includes Sunloy-Coated Metal Bearing To Combine Durability With Smooth Stud Swing)	Left Outer	ES392L ‡	1	
	Four Wheel Drive (4X4), Axle Number FA46 (Axle Code 02046), (Includes Sunloy-Coated Metal Bearing To Combine Durability With Smooth Stud Swing)	Right Outer	ES392R ‡	1	
	Two Wheel Drive (4x2), Axle Number FA1 (Axle Code 02001), (Includes Sunloy-Coated Metal Bearing To Combine Durability With Smooth Stud Swing)	Left Outer	ES392L ‡	1	
	Two Wheel Drive (4x2), Axle Number FA1 (Axle Code 02001), (Includes Sunloy-Coated Metal Bearing To Combine Durability With Smooth Stud Swing)	Right Outer	ES392R ‡	1	
Travelall 1200A					
Steering Damper Bellows					
1966	Four Wheel Drive (4X4), 3-1/2" Outside Diameter Front Axle And 1-1/2" Tie Rod, (Trail Boss)	Front	SSD68	1	
	Four Wheel Drive (4X4), Straight Axle, (Super Trail Boss)	Front	SSD90	1	
	Four Wheel Drive (4X4), Straight Axle, (Trail Boss)	Front	SSD68	1	
	Two Wheel Drive (4x2), Straight Axle, (Trail Boss)	Front	SSD68	1	
Steering Damper Cylinder					
1966	Four Wheel Drive (4X4), 3-1/2" Outside Diameter Front Axle And 1-1/2" Tie Rod, (Super Trail Boss)	Front	SSD82	1	
	Four Wheel Drive (4X4), 3-1/2" Outside Diameter Front Axle And 1-1/2" Tie Rod, (Trail Boss)	Front	SSD48	1	
	Four Wheel Drive (4X4), Straight Axle, (Super Trail Boss)	Front	SSD82	1	
	Four Wheel Drive (4X4), Straight Axle, (Trail Boss)	Front	SSD48	1	
	Two Wheel Drive (4x2), Straight Axle, (Trail Boss)	Front	SSD42	1	
Steering Damper Kit					
1966	Four Wheel Drive (4X4), 3-1/2" Outside Diameter Front Axle And 1-1/2" Tie Rod, (Trail Boss)	Front	SSD11	1	
	Four Wheel Drive (4X4), Straight Axle, (Super Trail Boss)	Front	SSD92	1	
	Four Wheel Drive (4X4), Straight Axle, (Trail Boss)	Front	SSD13	1	
	Two Wheel Drive (4x2), Straight Axle, (Super Trail Boss)	Front	SSD99	1	
Tie Rod End					
1966	Two Wheel Drive (4x2), 3,100 lb. (FA10) Axle, 3.250" Length, .688" - 18 Threads, (Includes Sunloy-Coated Metal Bearing To Combine Durability With Smooth Stud Swing)	Left Outer	ES262L ‡	1	
	Two Wheel Drive (4x2), 3,100 lb. (FA10) Axle, 3.250" Length, .688" - 18 Threads, (Includes Sunloy-Coated Metal Bearing To Combine Durability With Smooth Stud Swing)	Right Outer	ES262R ‡	1	

NAVISTAR/INTERNATIONAL-Travelall (Cont.)

STEERING (Cont.)

Year	Model/Application	Part	P/C Qty	Figure
Travelall 1200B				
Steering Damper Bellows				
1967	Four Wheel Drive (4X4), 3-1/2" Outside Diameter Front Axle And 1-1/2" Tie Rod, (Trail Boss)	Front	SSD68	1
	Four Wheel Drive (4X4), Straight Axle, (Super Trail Boss)	Front	SSD90	1
	Four Wheel Drive (4X4), Straight Axle, (Trail Boss)	Front	SSD68	1
	Two Wheel Drive (4x2), Straight Axle, (Trail Boss)	Front	SSD68	1
Steering Damper Cylinder				
1967	Four Wheel Drive (4X4), 3-1/2" Outside Diameter Front Axle And 1-1/2" Tie Rod, (Trail Boss)	Front	SSD48	1
	Four Wheel Drive (4X4), Straight Axle, (Super Trail Boss)	Front	SSD82	1
	Four Wheel Drive (4X4), Straight Axle, (Trail Boss)	Front	SSD48	1
	Two Wheel Drive (4x2), Straight Axle, (Trail Boss)	Front	SSD42	1
Steering Damper Kit				
1967	Four Wheel Drive (4X4), 3-1/2" Outside Diameter Front Axle And 1-1/2" Tie Rod, (Trail Boss)	Front	SSD11	1
	Four Wheel Drive (4X4), Straight Axle, (Super Trail Boss)	Front	SSD92	1
	Four Wheel Drive (4X4), Straight Axle, (Trail Boss)	Front	SSD13	1
	Two Wheel Drive (4x2), Straight Axle, (Super Trail Boss)	Front	SSD99	1
Tie Rod End				
1967	Two Wheel Drive (4x2), 3,100 lb. (FA10) Axle, 3.250" Length, .688" - 18 Threads, (Includes Sunoloy-Coated Metal Bearing To Combine Durability With Smooth Stud Swing)	Left Outer	ES262L ‡	1
	Two Wheel Drive (4x2), 3,100 lb. (FA10) Axle, 3.250" Length, .688" - 18 Threads, (Includes Sunoloy-Coated Metal Bearing To Combine Durability With Smooth Stud Swing)	Right Outer	ES262R ‡	1
Travelall 1200C				
Steering Damper Bellows				
1968	Four Wheel Drive (4X4), 3-1/2" Outside Diameter Front Axle And 1-1/2" Tie Rod, (Trail Boss)	Front	SSD68	1
	Four Wheel Drive (4X4), Straight Axle, (Super Trail Boss)	Front	SSD90	1
	Four Wheel Drive (4X4), Straight Axle, (Trail Boss)	Front	SSD68	1
	Two Wheel Drive (4x2), Straight Axle, (Trail Boss)	Front	SSD68	1
Steering Damper Cylinder				
1968	Four Wheel Drive (4X4), 3-1/2" Outside Diameter Front Axle And 1-1/2" Tie Rod, (Trail Boss)	Front	SSD48	1
	Four Wheel Drive (4X4), Straight Axle, (Super Trail Boss)	Front	SSD82	1
	Four Wheel Drive (4X4), Straight Axle, (Trail Boss)	Front	SSD48	1
	Two Wheel Drive (4x2), Straight Axle, (Trail Boss)	Front	SSD42	1
Steering Damper Kit				
1968	Four Wheel Drive (4X4), 3-1/2" Outside Diameter Front Axle And 1-1/2" Tie Rod, (Trail Boss)	Front	SSD11	1
	Four Wheel Drive (4X4), Straight Axle, (Super Trail Boss)	Front	SSD92	1
	Four Wheel Drive (4X4), Straight Axle, (Trail Boss)	Front	SSD13	1
	Two Wheel Drive (4x2), Straight Axle, (Super Trail Boss)	Front	SSD99	1
Tie Rod End				
1968	Two Wheel Drive (4x2), 3,100 lb. (FA10) Axle, 3.250" Length, .688" - 18 Threads, (Includes Sunoloy-Coated Metal Bearing To Combine Durability With Smooth Stud Swing)	Left Outer	ES262L ‡	1
	Two Wheel Drive (4x2), 3,100 lb. (FA10) Axle, 3.250" Length, .688" - 18 Threads, (Includes Sunoloy-Coated Metal Bearing To Combine Durability With Smooth Stud Swing)	Right Outer	ES262R ‡	1
Travelall 1200D				
Steering Damper Bellows				
1970-1969	Four Wheel Drive (4X4), 3-1/2" Outside Diameter Front Axle And 1-1/2" Tie Rod, (Trail Boss)	Front	SSD68	1
	Four Wheel Drive (4X4), Straight Axle, (Super Trail Boss)	Front	SSD90	1
	Four Wheel Drive (4X4), Straight Axle, (Trail Boss)	Front	SSD68	1
	Two Wheel Drive (4x2), Straight Axle, (Trail Boss)	Front	SSD68	1
Steering Damper Cylinder				
1970-1969	Four Wheel Drive (4X4), 3-1/2" Outside Diameter Front Axle And 1-1/2" Tie Rod, (Trail Boss)	Front	SSD48	1
	Four Wheel Drive (4X4), Straight Axle, (Super Trail Boss)	Front	SSD82	1
	Four Wheel Drive (4X4), Straight Axle, (Trail Boss)	Front	SSD48	1
	Two Wheel Drive (4x2), Straight Axle, (Trail Boss)	Front	SSD42	1
Steering Damper Kit				
1970-1969	Four Wheel Drive (4X4), 3-1/2" Outside Diameter Front Axle And 1-1/2" Tie Rod, (Trail Boss)	Front	SSD11	1
	Four Wheel Drive (4X4), Straight Axle, (Super Trail Boss)	Front	SSD92	1
	Four Wheel Drive (4X4), Straight Axle, (Trail Boss)	Front	SSD13	1
	Two Wheel Drive (4x2), Straight Axle, (Super Trail Boss)	Front	SSD99	1
Tie Rod End				
1970-1969	Four Wheel Drive (4X4), Axle Number FA15 (Axle Code 02015), (Includes Sunoloy-Coated Metal Bearing To Combine Durability With Smooth Stud Swing)	Left Outer	ES392L ‡	1
	Four Wheel Drive (4X4), Axle Number FA15 (Axle Code 02015), (Includes Sunoloy-Coated Metal Bearing To Combine Durability With Smooth Stud Swing)	Right Outer	ES392R ‡	1
	Four Wheel Drive (4X4), Axle Number FA18 (Axle Code 02018), (Includes Sunoloy-Coated Metal Bearing To Combine Durability With Smooth Stud Swing)	Left Outer	ES392L ‡	1
	Four Wheel Drive (4X4), Axle Number FA18 (Axle Code 02018), (Includes Sunoloy-Coated Metal Bearing To Combine Durability With Smooth Stud Swing)	Right Outer	ES392R ‡	1
	Four Wheel Drive (4X4), Axle Number FA25 (Axle Code 02025), (Includes Sunoloy-Coated Metal Bearing To Combine Durability With Smooth Stud Swing)	Left Outer	ES392L ‡	1

(Cont.) Travelall-NAVISTAR/INTERNATIONAL

STEERING (Cont.)				
Year	Model/Application	Part	P/C Qty	Figure
Travelall 1200D				
Tie Rod End				
1970-1969 (Cont.)	Four Wheel Drive (4X4), Axle Number FA25 (Axle Code 02025), (Includes Sunoloy-Coated Metal Bearing To Combine Durability With Smooth Stud Swing)	Right Outer	ES392R ‡	1
	Two Wheel Drive (4x2), Axle Number FA12 (Axle Code 02012), (Includes Sunoloy-Coated Metal Bearing To Combine Durability With Smooth Stud Swing)	Left Outer	ES392L ‡	1
	Two Wheel Drive (4x2), Axle Number FA12 (Axle Code 02012), (Includes Sunoloy-Coated Metal Bearing To Combine Durability With Smooth Stud Swing)	Right Outer	ES392R ‡	1
Travelall 1210				
Drag Link Assembly				
1973-1972	Four Wheel Drive (4X4), FA18,25,46, (Includes Sunoloy-Coated Metal Bearing To Combine Durability With Smooth Stud Swing)		DS916 ‡	1
Steering Damper Bellows				
1973	Four Wheel Drive (4X4), 3-1/2" Outside Diameter Front Axle And 1-1/2" Tie Rod, (Trail Boss)	Front	SSD68	1
	Four Wheel Drive (4X4), Straight Axle, (Super Trail Boss)	Front	SSD90	1
	Four Wheel Drive (4X4), Straight Axle, (Trail Boss)	Front	SSD68	1
	Two Wheel Drive (4x2), Straight Axle, (Trail Boss)	Front	SSD68	1
Steering Damper Cylinder				
1973	Four Wheel Drive (4X4), 3-1/2" Outside Diameter Front Axle And 1-1/2" Tie Rod, (Trail Boss)	Front	SSD48	1
	Four Wheel Drive (4X4), Straight Axle, (Super Trail Boss)	Front	SSD82	1
	Four Wheel Drive (4X4), Straight Axle, (Trail Boss)	Front	SSD48	1
	Two Wheel Drive (4x2), Straight Axle, (Trail Boss)	Front	SSD42	1
Steering Damper Kit				
1973	Four Wheel Drive (4X4), 3-1/2" Outside Diameter Front Axle And 1-1/2" Tie Rod, (Trail Boss)	Front	SSD11	1
	Four Wheel Drive (4X4), Straight Axle, (Super Trail Boss)	Front	SSD92	1
	Four Wheel Drive (4X4), Straight Axle, (Trail Boss)	Front	SSD13	1
	Two Wheel Drive (4x2), Straight Axle, (Super Trail Boss)	Front	SSD99	1
Tie Rod End				
1973	Four Wheel Drive (4X4), Axle Number FA18 (Axle Code 02018), (Includes Sunoloy-Coated Metal Bearing To Combine Durability With Smooth Stud Swing)	Left Outer	ES392L ‡	1
	Four Wheel Drive (4X4), Axle Number FA18 (Axle Code 02018), (Includes Sunoloy-Coated Metal Bearing To Combine Durability With Smooth Stud Swing)	Right Outer	ES392R ‡	1
	Four Wheel Drive (4X4), Axle Number FA25 (Axle Code 02025), (Includes Sunoloy-Coated Metal Bearing To Combine Durability With Smooth Stud Swing)	Left Outer	ES392L ‡	1
	Four Wheel Drive (4X4), Axle Number FA25 (Axle Code 02025), (Includes Sunoloy-Coated Metal Bearing To Combine Durability With Smooth Stud Swing)	Right Outer	ES392R ‡	1
	Four Wheel Drive (4X4), Axle Number FA45 (Axle Code 02045), (Includes Sunoloy-Coated Metal Bearing To Combine Durability With Smooth Stud Swing)	Left Outer	ES392L ‡	1
	Four Wheel Drive (4X4), Axle Number FA45 (Axle Code 02045), (Includes Sunoloy-Coated Metal Bearing To Combine Durability With Smooth Stud Swing)	Right Outer	ES392R ‡	1
	Two Wheel Drive (4x2), Axle Number FA12 (Axle Code 02012), (Includes Sunoloy-Coated Metal Bearing To Combine Durability With Smooth Stud Swing)	Left Outer	ES392L ‡	1
	Two Wheel Drive (4x2), Axle Number FA12 (Axle Code 02012), (Includes Sunoloy-Coated Metal Bearing To Combine Durability With Smooth Stud Swing)	Right Outer	ES392R ‡	1
Travelall A100				
Tie Rod End				
1958-1957	2,600 lb. (FA1) Axle, 3.250" Length, .688" - 18 Threads, (Includes Sunoloy-Coated Metal Bearing To Combine Durability With Smooth Stud Swing)	Left Outer	ES262L ‡	1
	2,600 lb. (FA1) Axle, 3.250" Length, .688" - 18 Threads, (Includes Sunoloy-Coated Metal Bearing To Combine Durability With Smooth Stud Swing)	Right Outer	ES262R ‡	1
Travelall A110				
Tie Rod End				
1958-1957	2,600 lb. (FA1) Axle, 3.250" Length, .688" - 18 Threads, (Includes Sunoloy-Coated Metal Bearing To Combine Durability With Smooth Stud Swing)	Left Outer	ES262L ‡	1
	2,600 lb. (FA1) Axle, 3.250" Length, .688" - 18 Threads, (Includes Sunoloy-Coated Metal Bearing To Combine Durability With Smooth Stud Swing)	Right Outer	ES262R ‡	1
Travelall A120				
Tie Rod End				
1958-1957	Two Wheel Drive (4x2), 3,100 lb. (FA10) Axle, 3.250" Length, .688" - 18 Threads, (Includes Sunoloy-Coated Metal Bearing To Combine Durability With Smooth Stud Swing)	Left Outer	ES262L ‡	1
	Two Wheel Drive (4x2), 3,100 lb. (FA10) Axle, 3.250" Length, .688" - 18 Threads, (Includes Sunoloy-Coated Metal Bearing To Combine Durability With Smooth Stud Swing)	Right Outer	ES262R ‡	1
Travelall B100				
Steering Damper Bellows				
1960-1959	Straight Axle, (Trail Boss)	Front	SSD68	1
Steering Damper Cylinder				
1960-1959	Straight Axle, (Trail Boss)	Front	SSD42	1

NAVISTAR/INTERNATIONAL-Travelall (Cont.)

STEERING (Cont.)

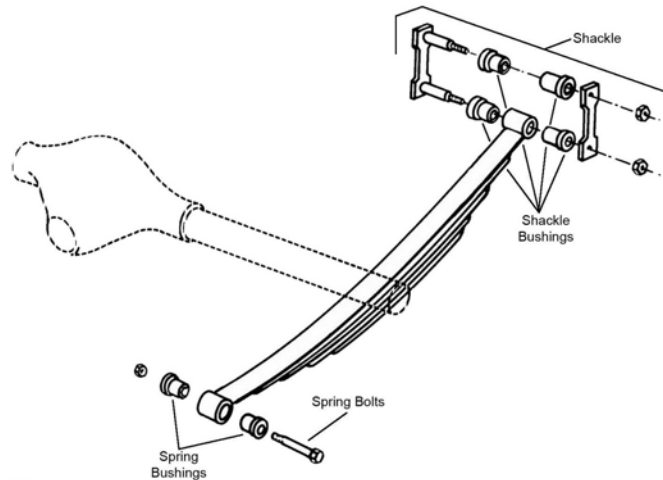
Year	Model/Application	Part	P/C Qty	Figure
Travelall B100				
Steering Damper Kit				
1960-1959	Straight Axle, (Super Trail Boss)	Front	SSD99	1
Tie Rod End				
1960-1959	2,600 lb. (FA1) Axle, 3.250" Length, .688" - 18 Threads, (Includes Sunoloy-Coated Metal Bearing To Combine Durability With Smooth Stud Swing)	Left Outer	ES262L ‡	1
	2,600 lb. (FA1) Axle, 3.250" Length, .688" - 18 Threads, (Includes Sunoloy-Coated Metal Bearing To Combine Durability With Smooth Stud Swing)	Right Outer	ES262R ‡	1
Travelall B110				
Steering Damper Bellows				
1960-1959	Straight Axle, (Trail Boss)	Front	SSD68	1
Steering Damper Cylinder				
1960-1959	Straight Axle, (Trail Boss)	Front	SSD42	1
Steering Damper Kit				
1960-1959	Straight Axle, (Super Trail Boss)	Front	SSD99	1
Tie Rod End				
1960-1959	2,600 lb. (FA1) Axle, 3.250" Length, .688" - 18 Threads, (Includes Sunoloy-Coated Metal Bearing To Combine Durability With Smooth Stud Swing)	Left Outer	ES262L ‡	1
	2,600 lb. (FA1) Axle, 3.250" Length, .688" - 18 Threads, (Includes Sunoloy-Coated Metal Bearing To Combine Durability With Smooth Stud Swing)	Right Outer	ES262R ‡	1
Travelall B120				
Steering Damper Bellows				
1960-1959	Two Wheel Drive (4x2), Straight Axle, (Trail Boss)	Front	SSD68	1
Steering Damper Cylinder				
1960-1959	Two Wheel Drive (4x2), Straight Axle, (Trail Boss)	Front	SSD42	1
Steering Damper Kit				
1960-1959	Two Wheel Drive (4x2), Straight Axle, (Super Trail Boss)	Front	SSD99	1
Tie Rod End				
1960-1959	Two Wheel Drive (4x2), 3,100 lb. (FA10) Axle, 3.250" Length, .688" - 18 Threads, (Includes Sunoloy-Coated Metal Bearing To Combine Durability With Smooth Stud Swing)	Left Outer	ES262L ‡	1
	Two Wheel Drive (4x2), 3,100 lb. (FA10) Axle, 3.250" Length, .688" - 18 Threads, (Includes Sunoloy-Coated Metal Bearing To Combine Durability With Smooth Stud Swing)	Right Outer	ES262R ‡	1
Travelall C100				
Tie Rod End				
1962-1961	3.22" Length, (Powdered Metal Gusher Brg. For Better Lubrication)	Outer	ES416L ‡	2
Travelall C110				
Steering Damper Bellows				
1962-1961	Straight Axle, (Trail Boss)	Front	SSD68	1
Steering Damper Cylinder				
1962-1961	Straight Axle, (Trail Boss)	Front	SSD42	1
Steering Damper Kit				
1962-1961	Straight Axle, (Super Trail Boss)	Front	SSD99	1
Tie Rod End				
1962-1961	2,600 lb. (FA1) Axle, 3.250" Length, .688" - 18 Threads, (Includes Sunoloy-Coated Metal Bearing To Combine Durability With Smooth Stud Swing)	Left Outer	ES262L ‡	1
	2,600 lb. (FA1) Axle, 3.250" Length, .688" - 18 Threads, (Includes Sunoloy-Coated Metal Bearing To Combine Durability With Smooth Stud Swing)	Right Outer	ES262R ‡	1
Travelall C120				
Steering Damper Bellows				
1962-1961	Two Wheel Drive (4x2), Straight Axle, (Trail Boss)	Front	SSD68	1
Steering Damper Cylinder				
1962-1961	Two Wheel Drive (4x2), Straight Axle, (Trail Boss)	Front	SSD42	1
Steering Damper Kit				
1962-1961	Two Wheel Drive (4x2), Straight Axle, (Super Trail Boss)	Front	SSD99	1
Tie Rod End				
1962-1961	Four Wheel Drive (4X4), FA18, 3.50" Length, (Left Hand Threads, Includes Sunoloy-Coated Metal Bearing To Combine Durability With Smooth Stud Swing)	Left Outer	ES150L ‡	1
	Four Wheel Drive (4X4), FA18, 3.50" Length, (Right Hand Threads, Includes Sunoloy-Coated Metal Bearing To Combine Durability With Smooth Stud Swing)	Right Outer	ES150R ‡	1
	Two Wheel Drive (4x2), 3,100 lb. (FA10) Axle, 3.250" Length, .688" - 18 Threads, (Includes Sunoloy-Coated Metal Bearing To Combine Durability With Smooth Stud Swing)	Left Outer	ES262L ‡	1

(Cont.) Travelall-NAVISTAR/INTERNATIONAL

STEERING (Cont.)

Year	Model/Application	Part	P/C Qty	Figure
Travelall C120				
Tie Rod End				
1962-1961 (Cont.)	Two Wheel Drive (4x2), 3,100 lb. (FA10) Axle, 3.250" Length, .688" - 18 Threads, (Includes Sunoloy-Coated Metal Bearing To Combine Durability With Smooth Stud Swing)	Right Outer	ES262R ‡	1
Travelall C1000				
Tie Rod End				
1964-1963	3.22" Length, (Powdered Metal Gusher Brg. For Better Lubrication)	Outer	ES416L ‡	2
Travelall C1100				
Steering Damper Bellows				
1964-1963	Straight Axle, (Trail Boss)	Front	SSD68	1
Steering Damper Cylinder				
1964-1963	Straight Axle, (Trail Boss)	Front	SSD42	1
Steering Damper Kit				
1964-1963	Straight Axle, (Super Trail Boss)	Front	SSD99	1
Tie Rod End				
1964-1963	2,600 lb. (FA1) Axle, 3,100 lb. (FA10) Axle, 3.250" Length, .688" - 18 Threads, (Includes Sunoloy-Coated Metal Bearing To Combine Durability With Smooth Stud Swing)	Left Outer	ES262L ‡	1
		Right Outer	ES262R ‡	1
Travelall S110				
Tie Rod End				
1956	Two Wheel Drive (4x2), 2,600 lb. (FA1) Axle, 3.250" Length, .688" - 18 Threads, (Includes Sunoloy-Coated Metal Bearing To Combine Durability With Smooth Stud Swing)	Right Outer	ES262R ‡	1

REAR SUSPENSION

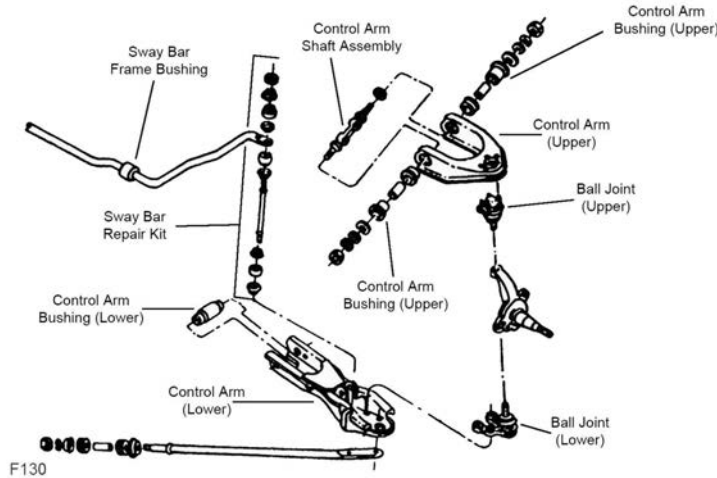


R309

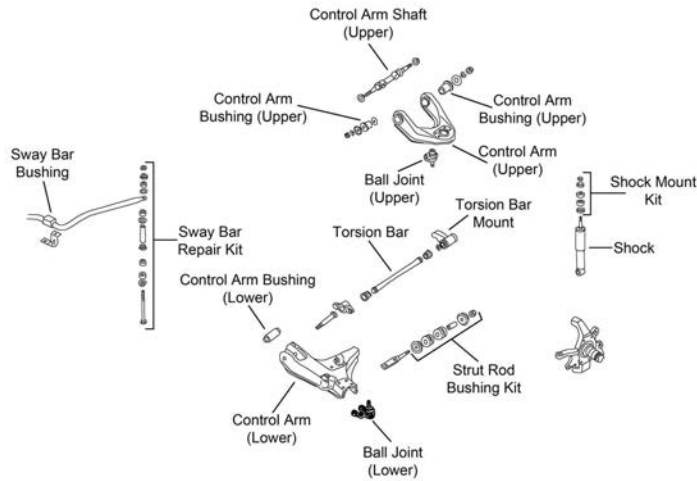
Year	Model/Application	Part	P/C Qty	Figure
Travelall 1010				
Leaf Spring Bushing				
1973-1972	Except Air Lift Suspension	Front	K201002	2 R309
Travelall 1110				
Leaf Spring Bushing				
1973-1972	Except Air Lift Suspension	Front	K201002	2 R309

NISSAN TRUCK-720

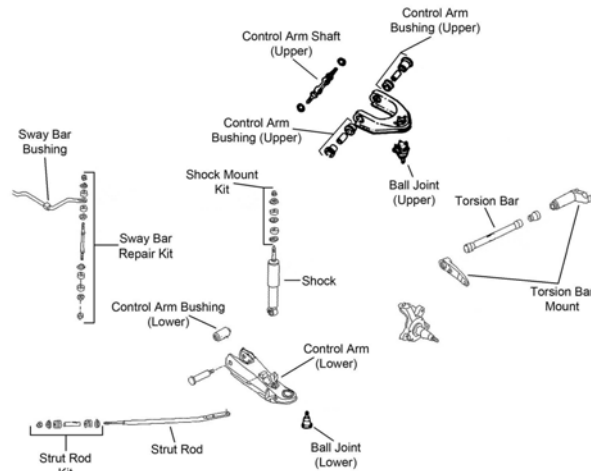
FRONT SUSPENSION



F130



F591



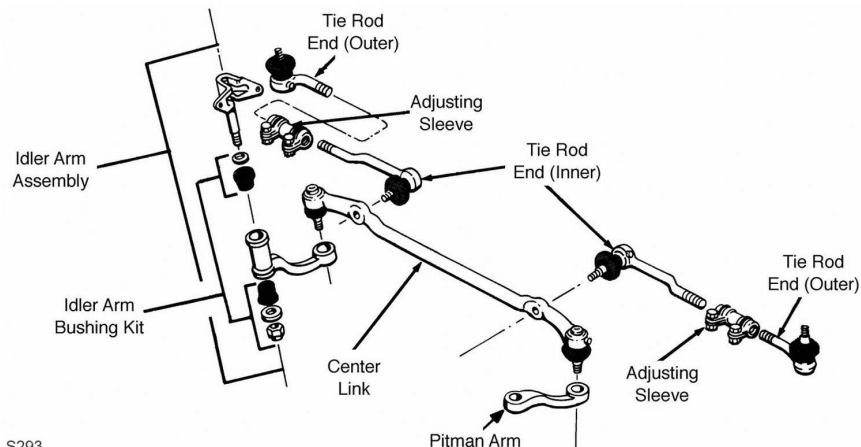
F592

Year	Model/Application	Part	P/C Qty	Figure	
Ball Joint					
1986-1983	(Powdered Metal Gusher Brg. For Better Lubrication)	Upper	K9022 ‡	2	F591, F592
	Four Wheel Drive (4X4), (Powdered Metal Gusher Brg. For Better Lubrication)	Lower	K9347 ‡	2	
	Two Wheel Drive (4x2), (Powdered Metal Gusher Brg. For Better Lubrication)	Lower	K9045 ‡	2	
1982	(Powdered Metal Gusher Brg. For Better Lubrication)	Upper	K9022 ‡	2	F130
	(Powdered Metal Gusher Brg. For Better Lubrication)	Lower	K9045 ‡	2	F130
Control Arm					
1985-1983	Two Wheel Drive (4x2), (R-Series)	Left Lower	RK641924	1	F592

FRONT SUSPENSION (Cont.)

Year	Model/Application	Part	P/C Qty	Figure
Control Arm				
1985-1983 (Cont.)	Two Wheel Drive (4x2), (R-Series)	Right Lower	RK640418	1 F592
1982	(R-Series) (R-Series)	Left Lower	RK641924	1 F130
		Right Lower	RK640418	1 F130
Control Arm Bushing				
1986-1983	(Contains Front And Rear Bushings)	Upper	K9209	2 F591, F592
		Lower	K9174	2 F591, F592
1982	(Contains Front And Rear Bushings)	Upper	K9209	2 F130
		Lower	K9174	2 F130
Control Arm with Ball Joint				
1985-1983	Two Wheel Drive (4x2), (R-Series) Two Wheel Drive (4x2), (R-Series)	Left Lower	RK621258	1 F592
		Right Lower	RK621259	1 F592
1982	Two Wheel Drive (4x2), (R-Series) Two Wheel Drive (4x2), (R-Series)	Left Lower	RK621258	1 F130
		Right Lower	RK621259	1 F130
Strut Rod Bushing				
1986-1984	Four Wheel Drive (4X4), (Standard Design)		K9219	1 F591
1983	Four Wheel Drive (4X4), (Contains Bushings Only)		K9218	1 F591
1982	Two Wheel Drive (4x2), (Standard Design)		K9219	1 F130
Strut Rod Bushing Kit				
1986-1983	Four Wheel Drive (4X4), (Contains Bushing, Sleeve And Washers)		K200163 ‡	1 F591
	Two Wheel Drive (4x2), (Contains Bushing, Sleeve And Washers)		K200163 ‡	1 F592
1983	Four Wheel Drive (4X4), (Contains Hardware, Standard Design)		K9217	1 F591
1982	Four Wheel Drive (4X4), (Contains Bushing, Sleeve And Washers)		K200163 ‡	1 F130
	Four Wheel Drive (4X4), (Contains Hardware, Standard Design)		K9217	1 F130
	Two Wheel Drive (4x2), (Contains Bushing, Sleeve And Washers)		K200163 ‡	1 F130
Sway Bar Bushing				
1986-1983		To Frame	K9242	1 F591, F592
1982		To Frame	K9242	1 F130
Sway Bar Repair Kit				
1986-1983	Four Wheel Drive (4X4), (Standard Design)		K9226	2 F591
	Four Wheel Drive (4X4), 6-1/2" Length, (Includes Polyurethane Bushings And Solid Metal Sleeve For Enhanced Performance. Barrel Nut Allows For Easier Installation.)		K700534 ‡	2 F591
	Two Wheel Drive (4x2), (OEM Type)		K5254	2 F592
	Two Wheel Drive (4x2), (Optional Performance)		K8988	2 F592
	Two Wheel Drive (4x2), 7-1/4" Length, (Includes Polyurethane Bushings And Solid Metal Sleeve For Enhanced Performance. Barrel Nut Allows For Easier Installation.)		K700538 ‡	2 F592
1982	Four Wheel Drive (4X4), (Heavy Duty Design)		K90130 ‡	2 F130
	Four Wheel Drive (4X4), (Includes Polyurethane Bushings And Solid Metal Sleeve For Enhanced Performance. Barrel Nut Allows For Easier Installation.)		K700525 ‡	2 F130
	Four Wheel Drive (4X4), (Standard Design)		K9224	2 F130
	Two Wheel Drive (4x2), (OEM Type)		K5254	2 F130
	Two Wheel Drive (4x2), (Optional Performance)		K8988	2 F130
	Two Wheel Drive (4x2), 7-1/4" Length, (Includes Polyurethane Bushings And Solid Metal Sleeve For Enhanced Performance. Barrel Nut Allows For Easier Installation.)		K700538 ‡	2 F130

STEERING

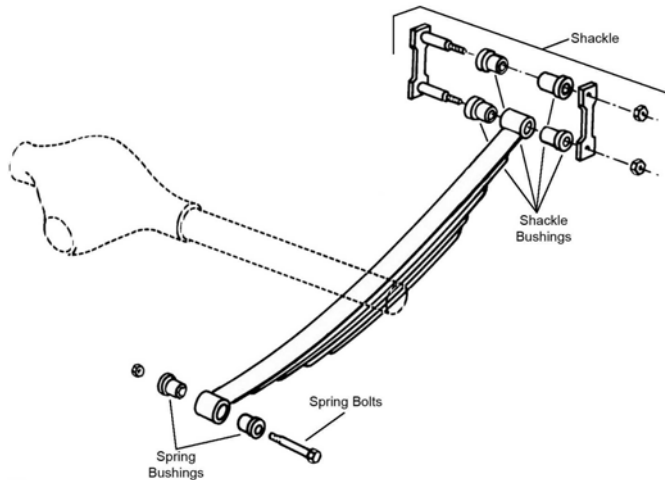


NISSAN TRUCK-720 (Cont.)

STEERING (Cont.)

Year	Model/Application	Part	P/C Qty	Figure
Center Link				
1986-1983	Two Wheel Drive (4x2)	DS1054	1	S293
1982	Two Wheel Drive (4x2), (Powdered Metal Gusher Brg. For Better Lubrication)	DS1056 ‡	1	S293
Idler Arm				
1986-1983	Four Wheel Drive (4X4), (Powdered Metal Gusher Brg. For Better Lubrication) Two Wheel Drive (4x2), (Powdered Metal Gusher Brg. For Better Lubrication)	K9003 ‡ K9502 ‡	1 1	S293 S293
1982	Four Wheel Drive (4X4), (Powdered Metal Gusher Brg. For Better Lubrication) Two Wheel Drive (4x2), (Powdered Metal Gusher Brg. For Better Lubrication)	K9297 ‡ K9285 ‡	1 1	S293 S293
Pitman Arm				
1986-1983	Four Wheel Drive (4X4)	K9006	1	S293
Steering Damper Cylinder				
1986-1984	Four Wheel Drive (4X4), Original Equipment Steering Damper	Front SSD74	1	
Tie Rod Adjusting Sleeve				
1986-1983	Four Wheel Drive (4X4) Two Wheel Drive (4x2)	ES2900S ES2050S	2 2	S293 S293
1982		ES2050S	2	S293
Tie Rod End				
1986-1983	Four Wheel Drive (4X4) Left Outer Four Wheel Drive (4X4) Right Outer Four Wheel Drive (4X4) Left Inner Four Wheel Drive (4X4) Right Inner Two Wheel Drive (4x2), (Powdered Metal Gusher Brg. For Better Lubrication) Outer	ES3115 ES3114 ES3117 ES3116 ES2472L ‡	1 1 1 1 2	S293 S293 S293 S293 S293
1986-1982	Two Wheel Drive (4x2), (Includes Sunloy-Coated Metal Bearing To Combine Durability With Smooth Stud Swing) Inner	ES2473R ‡	2	S293
1982	(Powdered Metal Gusher Brg. For Better Lubrication) Outer	ES2472L ‡	2	S293

REAR SUSPENSION



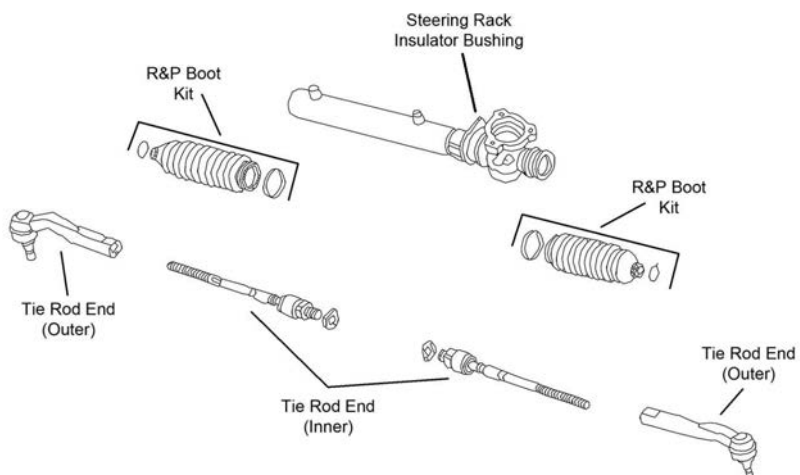
R309

Year	Model/Application	Part	P/C Qty	Figure
Leaf Spring Bushing				
1986-1982	Except 4800 Lb GVW	Front K200947	4	R309
Leaf Spring Shackle Bushing				
1986-1982		K200924	8	R309

NISSAN TRUCK-Axxess

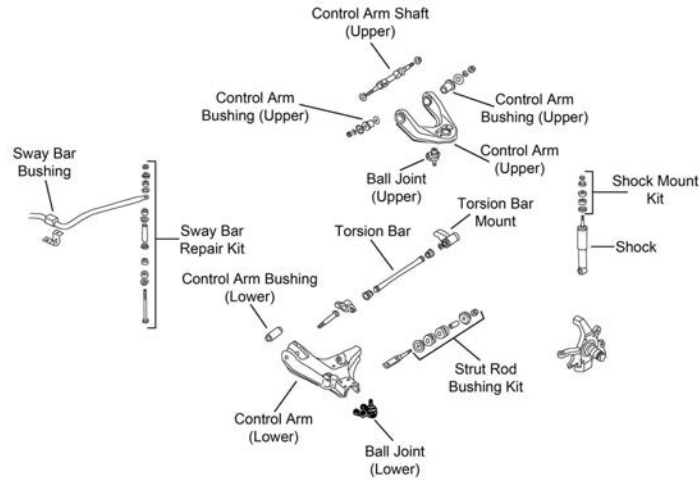
FRONT SUSPENSION

Year	Model/Application	Part	P/C Qty	Figure
Ball Joint				
1990		Lower K9371	2	
Strut Bearing				
1990	Front Wheel Drive	K9476	2	
Strut Bumper Bellows				
1990	(OE Material For Strut Performance And Longevity, Contains Bumper)	K90462 ‡	2	

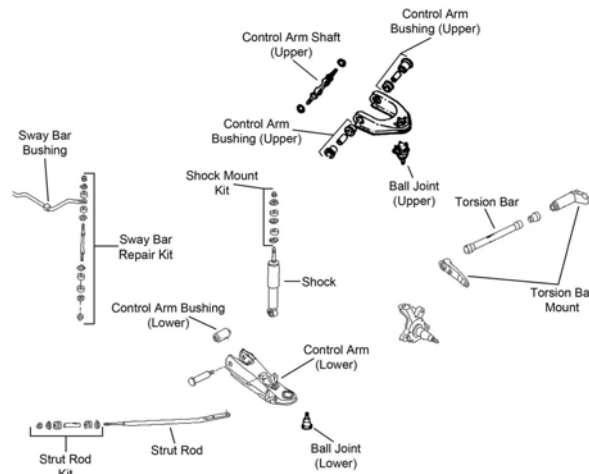
FRONT SUSPENSION (Cont.)					
Year	Model/Application	Part	P/C Qty	Figure	
Strut Mount					
1990	Front Wheel Drive, (Contains Bearing)	K9793	2		
Sway Bar Link					
1990	(Powdered Metal Gusher Brg. For Better Lubrication)	K9543 ‡	2		
Sway Bar Repair Kit					
1990		K90128	2		
STEERING					
 <p>The diagram shows an exploded view of steering components. At the top center is the 'Steering Rack Insulator Bushing'. Below it are two 'R&P Boot Kit' components. To the left is a 'Tie Rod End (Outer)' and to the right is another 'Tie Rod End (Outer)'. In the center are two 'Tie Rod End (Inner)' components. Lines connect the labels to their respective parts in the assembly.</p>					
S384					
Year	Model/Application	Part	P/C Qty	Figure	
Rack & Pinion Boot Kit					
1990	Front Wheel Drive	K9474	2	S384	
Steering Rack Insulator Bushing					
1990	(Contains Both Left And Right)	K9900	1	S384	
Tie Rod End					
1990	Four Wheel Drive (4X4), (Full Ball Stud Provides 360 Degrees Of Smooth Rotation)	Inner	EV285 ‡	2	S384
	Front Wheel Drive	Outer	ES3142RL	2	S384
	Front Wheel Drive, (Full Ball Stud Provides 360 Degrees Of Smooth Rotation)	Inner	EV169 ‡	2	S384
1990-1989	Four Wheel Drive (4X4)	Outer	ES3416	2	S384
REAR SUSPENSION					
Year	Model/Application	Part	P/C Qty	Figure	
Strut Bumper Bellows					
1990	(OE Material For Strut Performance And Longevity, Contains Bumper)	K90462 ‡	2		
Strut Mount					
1990	Front Wheel Drive	Left	K9780	1	
	Front Wheel Drive	Right	K9783	1	
Wheel Hub & Bearing Assembly					
1990	Front Wheel Drive		512016	2	

NISSAN TRUCK-D21 Pickup

FRONT SUSPENSION



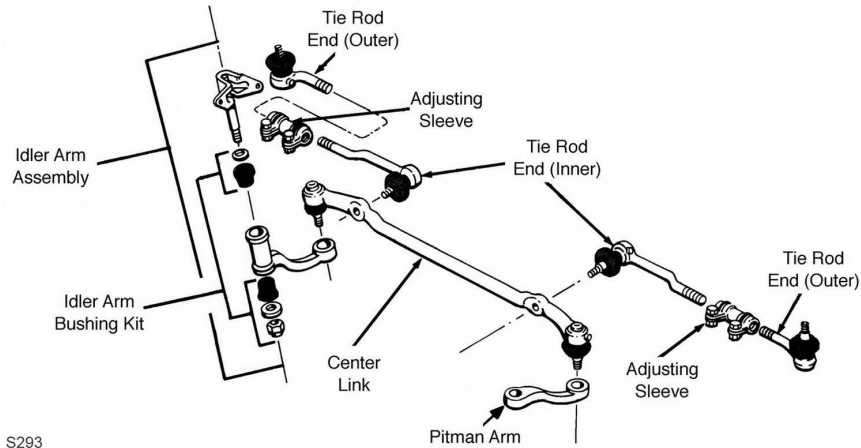
F591



F592

Year	Model/Application	Part	P/C Qty	Figure
Ball Joint				
1990-1986	(Powdered Metal Gusher Brg. For Better Lubrication)	Upper	K9022 ‡	2 F591, F592
	Four Wheel Drive (4X4), (Powdered Metal Gusher Brg. For Better Lubrication)	Lower	K9347 ‡	2 F591
	Two Wheel Drive (4x2), (Powdered Metal Gusher Brg. For Better Lubrication)	Lower	K9609 ‡	2 F592
Control Arm				
1990-1986	Two Wheel Drive (4x2), (R-Series)	Left Upper	RK640902	1 F592
	Two Wheel Drive (4x2), (R-Series)	Right Upper	RK640901	1 F592
Control Arm Bushing				
1990-1986	(Contains Front And Rear Bushings)	Upper	K9209	2 F591, F592
		Lower	K9546	2 F591, F592
Control Arm with Ball Joint				
1990-1986	Two Wheel Drive (4x2), (R-Series)	Left Lower	RK620554	1 F592
	Two Wheel Drive (4x2), (R-Series)	Right Lower	RK620555	1 F592
Strut Rod Bushing Kit				
1990-1986	(Contains Bushing, Sleeve And Washers)		K200163 ‡	1 F591, F592
Sway Bar Bushing				
1990	Four Wheel Drive (4X4)	To Frame	K90591	1 F591
1990-1986	Two Wheel Drive (4x2)	To Frame	K9375	1 F592
1989	Four Wheel Drive (4X4), From 2/1/89	To Frame	K90591	1 F591
Sway Bar Repair Kit				
1990-1986	Four Wheel Drive (4X4), (Includes Polyurethane Bushings And Solid Metal Sleeve For Enhanced Performance. Barrel Nut Allows For Easier Installation.)		K700525 ‡	2 F591
	Four Wheel Drive (4X4), (Standard Design)		K9224	2 F591
	Two Wheel Drive (4x2), (Standard Design)		K90104	2 F592
	Two Wheel Drive (4x2), 7-1/4" Length, (Includes Polyurethane Bushings And Solid Metal Sleeve For Enhanced Performance. Barrel Nut Allows For Easier Installation.)		K700538 ‡	2 F592

STEERING



S293

S293

Year	Model/Application	Part	P/C Qty	Figure
Center Link				
1990-1986	Four Wheel Drive (4X4) Two Wheel Drive (4x2)	DS1172 DS1061	1 1	S293 S293
Idler Arm				
1990-1986	Four Wheel Drive (4X4), (Powdered Metal Gusher Brg. For Better Lubrication) Two Wheel Drive (4x2), (Powdered Metal Gusher Brg. For Better Lubrication)	K9500 ‡ K9386 ‡	1 1	S293 S293
Pitman Arm				
1990-1986	Four Wheel Drive (4X4)	K90075	1	S293
Steering Damper Bellows				
1990-1987	Four Wheel Drive (4X4), Except Original Equipment Steering Damper, (Trail Boss)	Front SSD68	1	
1986	Four Wheel Drive (4X4), From 6/86, Original Equipment Steering Damper, (Trail Boss)	Front SSD68	1	
Steering Damper Cylinder				
1990-1987	Four Wheel Drive (4X4), Except Original Equipment Steering Damper, (Trail Boss)	Front SSD106	1	
1986	Four Wheel Drive (4X4), Except Original Equipment Steering Damper, From 6/86, (Trail Boss)	Front SSD106	1	
Steering Damper Kit				
1990-1987	Four Wheel Drive (4X4), Except Original Equipment Steering Damper	Front SSD98	1	
1986	Four Wheel Drive (4X4), Except Original Equipment Steering Damper, From 6/86	Front SSD98	1	
Tie Rod Adjusting Sleeve				
1990-1986	Four Wheel Drive (4X4) Two Wheel Drive (4x2)	ES2900S ES2050S	2 2	S293 S293
Tie Rod End				
1990-1986	Four Wheel Drive (4X4) Four Wheel Drive (4X4) Two Wheel Drive (4x2), (Design Allows Ease Of Installation) Two Wheel Drive (4x2), (Powdered Metal Gusher Brg. For Better Lubrication)	Outer ES3002R Inner ES3051L Outer ES3052 ‡ Inner ES2998RL ‡	2 2 2 2	S293 S293 S293 S293

REAR SUSPENSION

Year	Model/Application	Part	P/C Qty	Figure
Leaf Spring Bushing				
1990-1986	Four Wheel Drive (4X4)	Front K90034	2	
Leaf Spring Shackle Bushing				
1990-1986	Four Wheel Drive (4X4) Two Wheel Drive (4x2) Two Wheel Drive (4x2), (1 Piece Design) Two Wheel Drive (4x2), (2 Piece Design)	Lower SB354 Upper SB353 Lower SB354 Lower SB353	4 4 2 4	

Pathfinder-NISSAN TRUCK

FRONT SUSPENSION

Year	Model/Application	Part	P/C Qty	Figure
Ball Joint				
1990-1987	(Powdered Metal Gusher Brg. For Better Lubrication) (Powdered Metal Gusher Brg. For Better Lubrication)	Upper K9022 ‡ Lower K9347 ‡	2 2	

NISSAN TRUCK-Pathfinder (Cont.)

FRONT SUSPENSION (Cont.)

Year	Model/Application	Part	P/C Qty	Figure
Control Arm Bushing				
1990-1987	(Contains Front And Rear Bushings)	Upper Lower	K9209 K9546	2 2
Strut Rod Bushing Kit				
1990-1987	(Contains Bushing, Sleeve And Washers)		K200163 ‡	1
Sway Bar Bushing				
1990-1988		To Frame	K90591	1
1987	From 8/1/86	To Frame	K90591	1
Sway Bar Repair Kit				
1990-1987	(Heavy Duty Design) (Standard Design) 5" Length, (Includes Polyurethane Bushings And Solid Metal Sleeve For Enhanced Performance. Barrel Nut Allows For Easier Installation.)		K90308 K9222 K700530 ‡	2 2 2

STEERING

Year	Model/Application	Part	P/C Qty	Figure
Idler Arm				
1990-1987	(Powdered Metal Gusher Brg. For Better Lubrication)		K9500 ‡	1
Pitman Arm				
1990-1987			K90075	1
Steering Damper Bellows				
1990-1989	Four Wheel Drive (4X4), Except Original Equipment Steering Damper, (Trail Boss)	Front	SSD68	1
1988-1987	Except Original Equipment Steering Damper, (Trail Boss)	Front	SSD68	1
Steering Damper Cylinder				
1990-1989	Four Wheel Drive (4X4), Except Original Equipment Steering Damper, (Trail Boss)	Front	SSD106	1
1988-1987	Except Original Equipment Steering Damper, (Trail Boss)	Front	SSD106	1
Steering Damper Kit				
1990-1989	Four Wheel Drive (4X4), Except Original Equipment Steering Damper	Front	SSD98	1
1988-1987	Except Original Equipment Steering Damper	Front	SSD98	1
Tie Rod Adjusting Sleeve				
1990-1987			ES2900S	2
Tie Rod End				
1990-1987		Outer Inner	ES3002R ES3051L	2 2

REAR SUSPENSION

Year	Model/Application	Part	P/C Qty	Figure
Sway Bar Bushing				
1990-1987		To Frame	K90590	1
Sway Bar Link				
1990-1987	(Powdered Metal Gusher Brg. For Better Lubrication)		K80435 ‡	2
Track Bar Bushing				
1990-1987	Four Wheel Drive (4X4)	Rear	K90037	2

NISSAN TRUCK-Van

FRONT SUSPENSION

Year	Model/Application	Part	P/C Qty	Figure
Ball Joint				
1989-1987		Upper	K9460	2

STEERING

Year	Model/Application	Part	P/C Qty	Figure
Tie Rod End				
1989	Thru 1/89	Left Outer	ES2832	1
	Thru 1/89	Right Outer	ES2831	1
	Thru 1/89	Left Inner	ES2829	1
	Thru 1/89	Right Inner	ES2830	1
1988-1987		Left Outer	ES2832	1
		Right Outer	ES2831	1

(Cont.) Van-NISSAN TRUCK

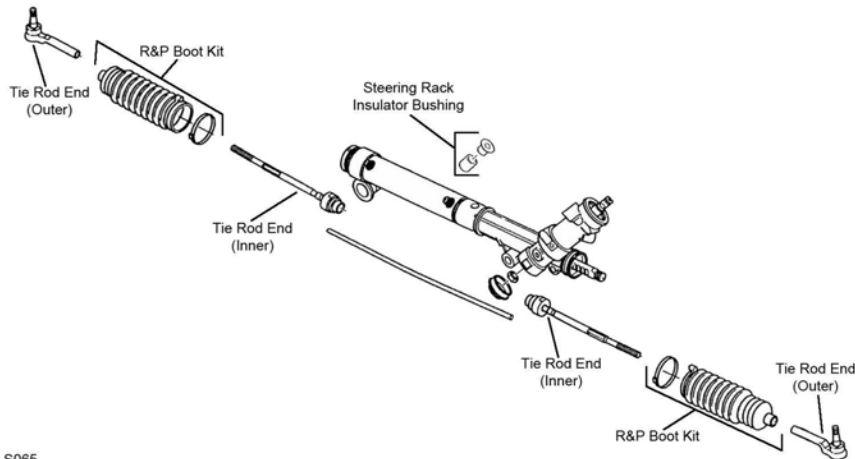
STEERING (Cont.)				
Year	Model/Application	Part	P/C Qty	Figure
Tie Rod End				
1988-1987 (Cont.)	Left Inner	ES2829	1	
	Right Inner	ES2830	1	
REAR SUSPENSION				
Year	Model/Application	Part	P/C Qty	Figure
Track Bar Bushing				
1988-1987		K90037	2	

Silhouette-OLDSMOBILE TRUCK

FRONT SUSPENSION				
F244				
Year	Model/Application	Part	P/C Qty	Figure
Ball Joint				
1990	(Powdered Metal Gusher Brg. For Better Lubrication)	Lower	K5263 ‡	2 F244
Control Arm Bushing				
1990	(Contains Front And Rear Bushings)	Lower	K6271	2 F244
Strut Bumper Bellows				
1990	(Contains Bumper)		K90463	2 F244
Strut Mount				
1990	(Contains Bearing)		K6446	2 F244
Strut Spring Seat				
1990	(Contains Isolators)	Upper	K6636	2 F244
Sway Bar Bushing				
1990	26mm Sway Bar Diameter	To Frame	K6269	1 F244
Wheel Hub & Bearing Assembly				
1990			513016-K	2

OLDSMOBILE TRUCK-Silhouette (Cont.)

STEERING

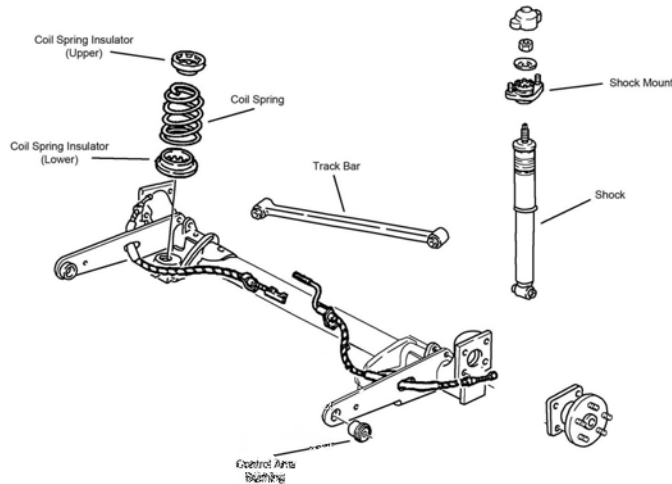


S065

S065

Year	Model/Application	Part	P/C Qty	Figure	
Rack & Pinion Boot Kit					
1990		K6298	2	S065	
Steering Rack Insulator Bushing					
1990		K6225	2	S065	
Tie Rod End					
1990	(Powdered Metal Gusher Brg. For Better Lubrication) (Full Ball Stud Provides 360 Degrees Of Smooth Rotation)	Outer Inner	ES2111RL ‡ EV116 ‡	2 2	S065 S065

REAR SUSPENSION



R124

Year	Model/Application	Part	P/C Qty	Figure
Shock Mount				
1990		K6353	2	R124
Wheel Hub & Bearing Assembly				
1990		513018	2	

PETERBILT-330

FRONT SUSPENSION

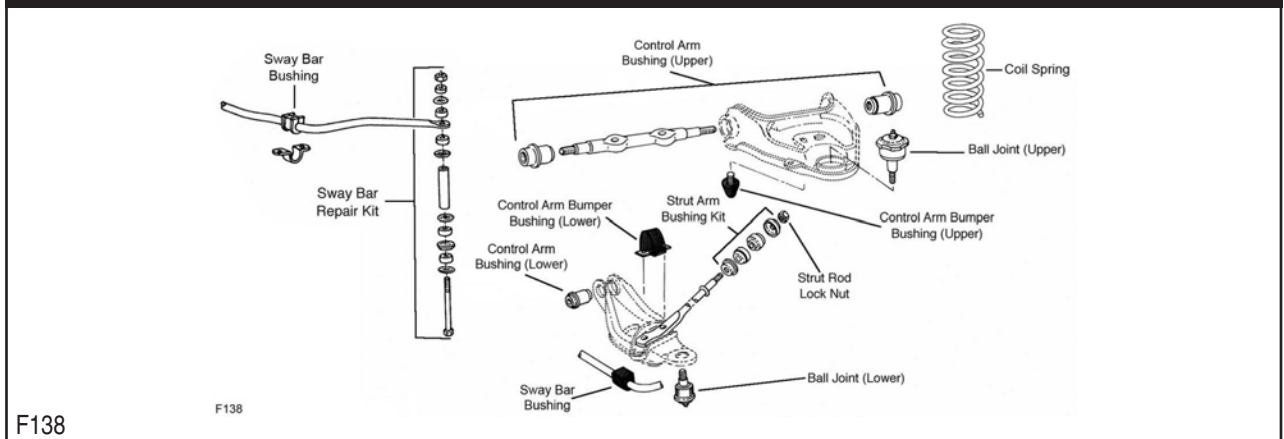
Year	Model/Application	Part	P/C Qty	Figure
King Bolt Set				
	12,000 lb. (FE900) Axle, 1.309/1.607" X 9.750", (Contains Metal Bushing, Tapered Bolt)	8386B	1	
	12,000 lb. (FE900) Axle, 1.309/1.607" X 9.750", (Tapered Bolt, Contains Nylon Bushing)	8386N	1	
	12,000 lb. (FE970) Axle, 1.607" Pin Diameter, 8.812" Length, (Contains Metal Bushing, Two Keyways)	8514B	1	
	12,000 lb. (FE970) Axle, 1.607" Pin Diameter, 8.812" Length, (Contains Nylon Bushing, Two Keyways)	8514N	1	
	12,000 lb. (EFA12F4) Axle, 1.63" Diameter, 9.200" Length, (Contains Composite Bushing, One Keyway)	8618C	1	

FRONT SUSPENSION (Cont.)

Year	Model/Application	Part	P/C Qty	Figure
King Bolt Set				
(Cont.)	12,000 lb. (FF931) Axle, 1.794" Pin Diameter, 10.392" Length, (Contains Metal Bushing, Two Keyways)	8590B	1	
	14,600 lb. (FG941) Axle, 1.794" Pin Diameter, 10.392" Length, (Contains Metal Bushing, Two Keyways)	8611B	1	
	12,000 lb. (FF901) Axle, 1.794" Pin Diameter, 9.120" Length, (Contains Metal Bushing, Two Keyways)	8489B	1	
	12,000 lb. (FF901) Axle, 1.794" Pin Diameter, 9.120" Length, (Contains Nylon Bushing, Two Keyways)	8489N	1	
	18,000 lb. (EFA18F3) Axle, 1.870" X 9.970", (Contains Metal Bushing, One Keyway)	8633B	1	
	16,000 lb. (FH901) Axle, 18,000 lb. (FL901) Axle, 1.999" Pin Diameter, 11.040" Length, (Contains Metal Bushing, Two Keyways)	8518B	1	
	16,000 lb. (FH901) Axle, 18,000 lb. (FL901) Axle, 1.999" Pin Diameter, 11.040" Length, (Contains Nylon Bushing, Two Keyways)	8518N	1	
	16,000 lb. (FL931) Axle, 18,000 lb. (FL931, FL941) Axle, 1.999" Pin Diameter, 11.212" Length, (Contains Metal Bushing, Two Keyways)	8571B	1	
	12,000 lb. (FF961) Axle, 10.39" Length, 1.790" Pin Diameter, (Contains Composite Bushing, Two Keyways)	80063C	1	
	12,000 lb. (FF971) Axle, Center Point Steering, 1.607" Pin Diameter, 9.380" Length, (Contains Metal Bushing, Two Keyways)	8612B	1	
STEERING				
Year	Model/Application	Part	P/C Qty	Figure
Drag Link Assembly				
	19.29" Center To Center	DS1283	1	
Tie Rod End				
	12,000 lb. (FE900, FE970, FF901) Axle, 1.125" - 12 Threads, 4.88" Length, (Greaseable Socket Reduces Corrosion/Wear)	Left ES187L ‡	1	
	12,000 lb. (EFA12F4, FF921, FF931, FF941, FF961) Axle, 14,600 lb. (FG941) Axle, 5.440" Length, 1.125" - 12 Threads, (Greaseable Socket Reduces Corrosion/Wear)	Left ES423L ‡	1	
	12,000 lb. (EFA12F4, FF921, FF931, FF941, FF961) Axle, 14,600 lb. (FG941) Axle, 5.440" Length, 1.125" - 12 Threads, (Greaseable Socket Reduces Corrosion/Wear)	Right ES423R ‡	1	
	12,000 lb. (FF901) Axle, 5.750" Length, 1.250" - 12 Threads, (Anti-Tilt Seal)	Left ES346R	1	
	12,000 lb. (FF901) Axle, 18,000 lb. (FL931) Axle, 5.750" Length, 1.250" - 12 Threads	Right ES2040R	1	
	12,000 lb. (FF901) Axle, 5.750" Length, 1.250" - 12 Threads, (Anti-Tilt Seal)	Right ES346L	1	
	16,000 lb. (FL931) Axle, 18,000 lb. (EFA18F3, FL941) Axle, 7.370" Length, 1.250" - 12 Threads, (Left Hand Threads, Design Allows Ease Of Installation)	Left ES2210L ‡	1	
	12,000 lb. (FF971) Axle, Center Point Steering, 1.625" - 12 Threads, 10.50" Length	Left ES2200L	1	
	12,000 lb. (FF971) Axle, Center Point Steering, 1.625" - 12 Threads, 10.50" Length	Right ES2201R	1	

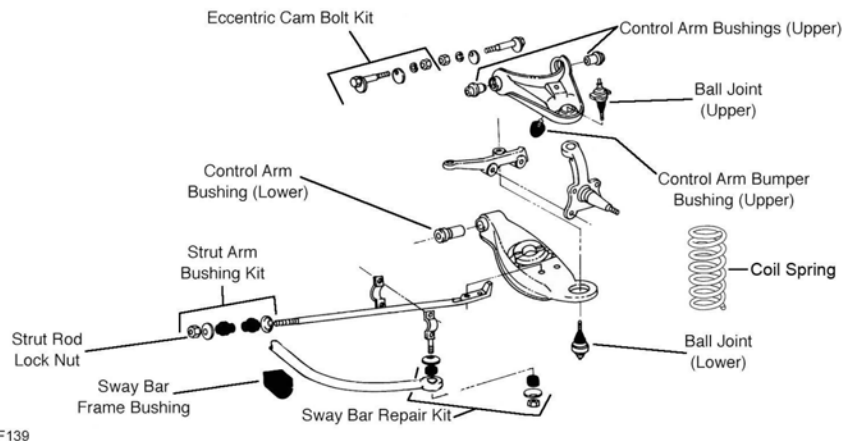
100, 150 Series - 1/2 Ton-PLYMOUTH TRUCK

FRONT SUSPENSION



PLYMOUTH TRUCK-100, 150 Series - 1/2 Ton (Cont.)

FRONT SUSPENSION (Cont.)



F139

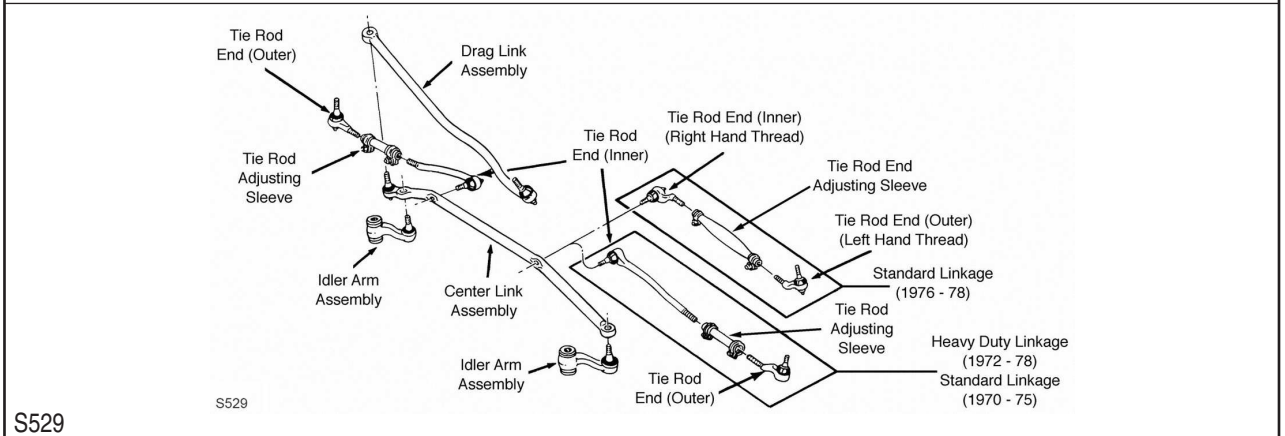
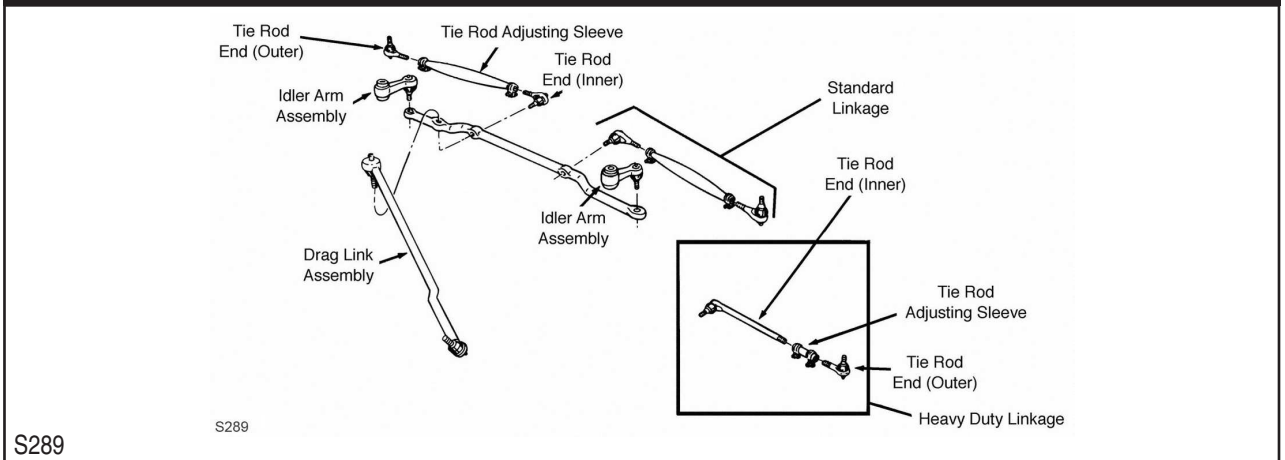
Year	Model/Application	Part	P/C Qty	Figure
Voyager PB100				
Ball Joint				
1980-1974	(Powdered Metal Gusher Brg. For Better Lubrication)	Upper	K778 ‡	2 F138, F139
	(Threaded Type, Powdered Metal Gusher Brg. For Better Lubrication)	Lower	K727 ‡	2 F138, F139
	Except Threaded Ball Joint Housing, (Powdered Metal Gusher Brg. For Better Lubrication)	Lower	K7025 ‡	2 F138, F139
Control Arm Bumper Bushing				
1980-1974		Upper	K7293	2 F139
1978-1974	(Design Allows Ease Of Installation)	Lower	K200982 ‡	2 F139
Control Arm Bushing				
1980-1979	(Contains Front And Rear Bushings)	Upper	K7118	2 F138
		Lower	K7117	2 F138
1978-1974	(Optional, Eccentric Bushing, Provides Additional Positive(+) Camber Adjustment, High Quality Elastomer For Durability And Performance)	Upper	K7104 ‡	2 F139
		Lower	K7077	2 F139
Control Arm Bushing Set				
1978-1974	(Contains Front And Rear Bushings)	Upper	K7189 ‡	1 F139
	(Contains Front And Rear Bushings, Standard Design)	Upper	K7006	2 F139
Radius Arm Hardware Kit				
1980-1974	(10 Per Package, Self Locking Nut)		K4006	1
Strut Rod Bushing Kit				
1980-1979	(Improved Design)		K7090	1 F138
1977-1976	(Improved Design)		K7083	1 F138
1975-1974	(Improved Design)		K7089	1 F139
Sway Bar Bushing				
1980-1979		To Frame	K7096	1 F138
Sway Bar Repair Kit				
1980-1979	(Includes Polyurethane Bushings And Solid Metal Sleeve For Enhanced Performance. Barrel Nut Allows For Easier Installation.)		K700531 ‡	2 F138
	(Standard Design)		K8097	2 F138
Voyager PB150				
Ball Joint				
1983-1981	(Powdered Metal Gusher Brg. For Better Lubrication)	Upper	K778 ‡	2 F138
	(Threaded Type, Powdered Metal Gusher Brg. For Better Lubrication)	Lower	K727 ‡	2 F138
	Except Threaded Ball Joint Housing, (Powdered Metal Gusher Brg. For Better Lubrication)	Lower	K7025 ‡	2 F138
Control Arm Bumper Bushing				
1983-1981		Upper	K7293	2 F138
Control Arm Bushing				
1983-1981	(Contains Front And Rear Bushings)	Upper	K7118	2 F138
		Lower	K7117	2 F138
Control Arm with Ball Joint				
1983-1982	(Contains Bushing, Powdered Metal Gusher Brg. For Better Lubrication)	Left Lower	CK620243 ‡	1 F138
	(R-Series)	Left Lower	RK620243	1 F138
	(Contains Bushing, Powdered Metal Gusher Brg. For Better Lubrication)	Right Lower	CK620242 ‡	1 F138
	(R-Series)	Right Lower	RK620242	1 F138

(Cont.) 100, 150 Series - 1/2 Ton-PLYMOUTH TRUCK

FRONT SUSPENSION (Cont.)

Year	Model/Application	Part	P/C Qty	Figure
Voyager PB150				
Radius Arm Hardware Kit				
1983-1981	(10 Per Package, Self Locking Nut)	K4006	1	
Strut Rod Bushing Kit				
1983-1981	(Improved Design)	K7090	1	F138
Sway Bar Bushing				
1983-1981	To Frame	K7096	1	F138
Sway Bar Repair Kit				
1983-1981	(Includes Polyurethane Bushings And Solid Metal Sleeve For Enhanced Performance. Barrel Nut Allows For Easier Installation.) (Standard Design)	K700531 ‡	2	F138
		K8097	2	F138

STEERING



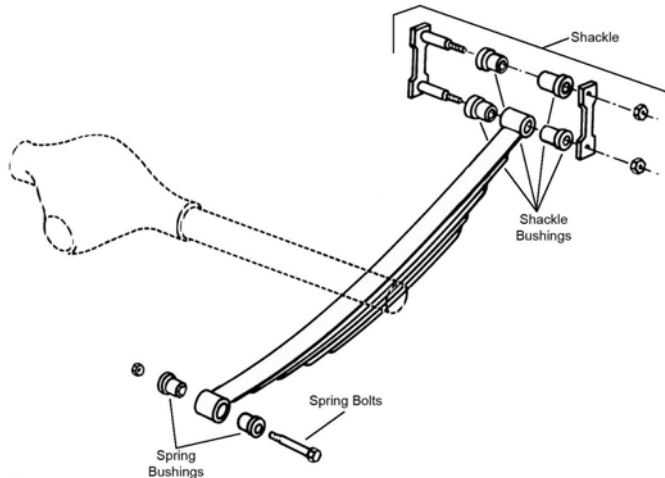
Year	Model/Application	Part	P/C Qty	Figure
Voyager PB100				
Center Link				
1978-1974	(Powdered Metal Gusher Brg. For Better Lubrication)	DS788 ‡	1	S529
Drag Link Assembly				
1980-1979	(Complete Three Piece Assembly, Powdered Metal Gusher Brg. For Better Lubrication)	DS1000 ‡	1	S289
1978-1974	(Powdered Metal Gusher Brg. For Better Lubrication)	DS789 ‡	1	S529
Idler Arm				
1980-1979	(Powdered Metal Gusher Brg. For Better Lubrication)	K7106 ‡	2	S289
Idler Arm Bushing Kit				
1978-1974	(For OE Design Idler Arm Only)	K7046	1	
Steering Damper Bellows				
1980-1974	(Trail Boss)	Front SSD68	1	
Steering Damper Cylinder				
1980-1979	(Super Trail Boss)	Front SSD82	1	

PLYMOUTH TRUCK-100, 150 Series - 1/2 Ton (Cont.)

STEERING (Cont.)

Year	Model/Application	Part	P/C Qty	Figure
Voyager PB100				
Steering Damper Cylinder				
1978-1974	(Trail Boss)	Front	SSD42	1
Steering Damper Kit				
1980-1979	(Trail Boss)	Front	SSD44	1
1978-1974	(Trail Boss)	Front	SSD21	1
Tie Rod Adjusting Sleeve				
1980-1979	14.34" Length		DS1038S	2 S289
1975-1974	4.50" Length		ES638S	2 S529
Tie Rod End				
1980-1979	May Have Inner And Outer Tie Rod Ends Reversed, Check Threads, (Right Hand Threads, Powdered Metal Gusher Brg. For Better Lubrication) May Have Inner And Outer Tie Rod Ends Reversed, Check Threads, (Left Hand Threads, Powdered Metal Gusher Brg. For Better Lubrication)	Outer	ES2120R ‡	2 S289
		Inner	ES2121L ‡	2 S289
1978-1976	(Left Hand Threads, Powdered Metal Gusher Brg. For Better Lubrication) (Right Hand Threads, Powdered Metal Gusher Brg. For Better Lubrication)		ES2076L ‡ ES2075R ‡	2 S529 2 S529
1975-1974	(Powdered Metal Gusher Brg. For Better Lubrication)	Inner	DS786 ‡	2 S529
Voyager PB150				
Drag Link Assembly				
1983-1981	(Complete Three Piece Assembly, Powdered Metal Gusher Brg. For Better Lubrication)		DS1000 ‡	1 S289
Idler Arm				
1983-1981	(Powdered Metal Gusher Brg. For Better Lubrication)		K7106 ‡	2 S289
Steering Damper Bellows				
1983-1981	(Trail Boss)	Front	SSD68	1
Steering Damper Cylinder				
1983-1981	(Super Trail Boss)	Front	SSD82	1
Steering Damper Kit				
1983-1981	(Trail Boss)	Front	SSD44	1
Tie Rod Adjusting Sleeve				
1983-1981	14.34" Length		DS1038S	2 S289
Tie Rod End				
1983-1981	May Have Inner And Outer Tie Rod Ends Reversed, Check Threads, (Right Hand Threads, Powdered Metal Gusher Brg. For Better Lubrication) May Have Inner And Outer Tie Rod Ends Reversed, Check Threads, (Left Hand Threads, Powdered Metal Gusher Brg. For Better Lubrication)	Outer	ES2120R ‡	2 S289
		Inner	ES2121L ‡	2 S289

REAR SUSPENSION



R309

Year	Model/Application	Part	P/C Qty	Figure
Voyager PB100				
Leaf Spring Bushing				
1980-1974	1-3/8" Outside Diameter	Front	K200958	2 R309

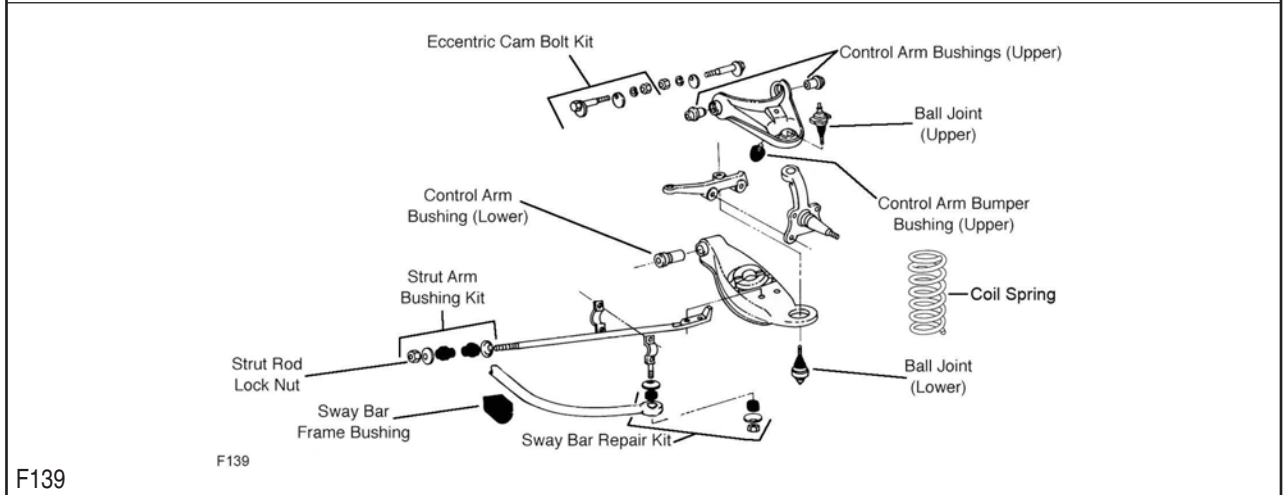
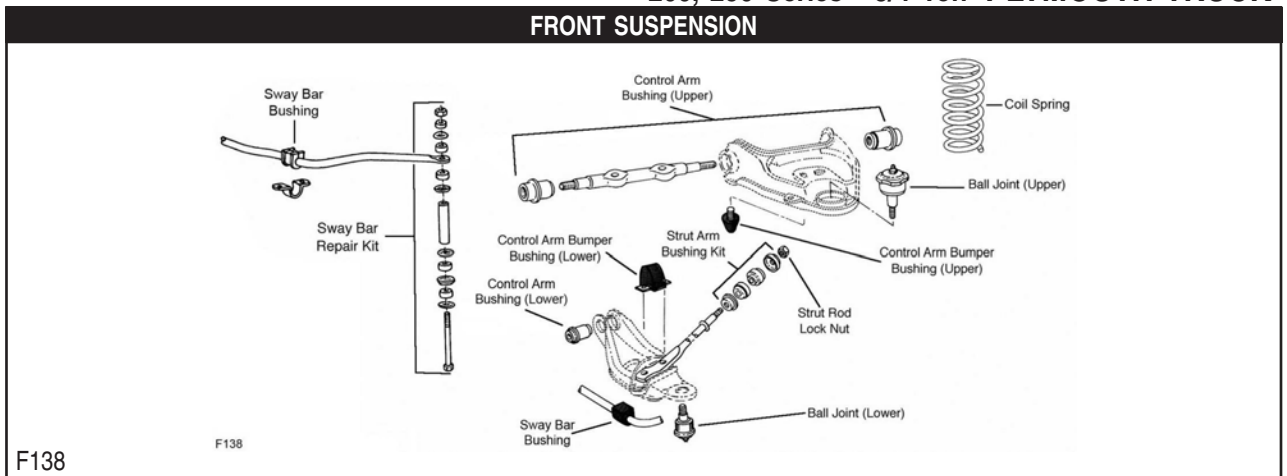
(Cont.) 100, 150 Series - 1/2 Ton-PLYMOUTH TRUCK

REAR SUSPENSION (Cont.)

Year	Model/Application	Part	P/C Qty	Figure
Voyager PB100				
Leaf Spring Shackle Bushing				
1980-1974	1" Outside Diameter, (Split Type Bushing) 1-1/2" Outside Diameter X 3/4" Inside Diameter, (1 Piece Design)	Rear K7308 SB268	4 2	R309 R309
Voyager PB150				
Leaf Spring Bushing				
1981	1-3/8" Outside Diameter	Front K200958	2	R309
Leaf Spring Shackle Bushing				
1983-1981	1" Outside Diameter, (Split Type Bushing) 1-1/2" Outside Diameter X 3/4" Inside Diameter, (1 Piece Design)	Rear K7308 SB268	4 2	R309 R309

200, 250 Series - 3/4 Ton-PLYMOUTH TRUCK

FRONT SUSPENSION



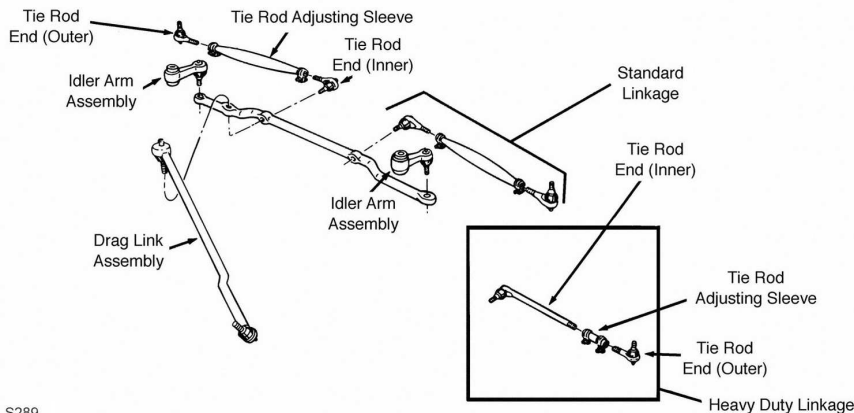
Year	Model/Application	Part	P/C Qty	Figure
Voyager PB200				
Ball Joint				
1980-1974	(Powdered Metal Gusher Brg. For Better Lubrication) (Threaded Type, Powdered Metal Gusher Brg. For Better Lubrication) Except Threaded Ball Joint Housing, (Powdered Metal Gusher Brg. For Better Lubrication)	Upper Lower Lower K778 ‡ K727 ‡ K7025 ‡	2 2 2	F138, F139 F138, F139 F138, F139
Control Arm Bumper Bushing				
1980-1974		Upper K7293	2	F138
1978-1974	(Design Allows Ease Of Installation)	Lower K200982 ‡	2	F139
Control Arm Bushing				
1980-1979	(Contains Front And Rear Bushings)	Upper Lower K7118 K7117	2 2	F138 F138
1978-1974	(Optional, Eccentric Bushing, Provides Additional Positive(+) Camber Adjustment, High Quality Elastomer For Durability And Performance)	Upper K7104 ‡	2	F139

PLYMOUTH TRUCK-200, 250 Series - 3/4 Ton (Cont.)

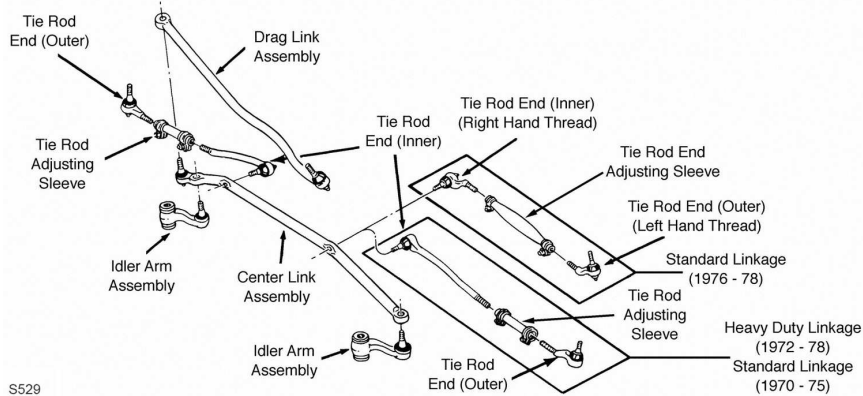
FRONT SUSPENSION (Cont.)

Year	Model/Application	Part	P/C Qty	Figure
Voyager PB200				
Control Arm Bushing				
1978-1974 (Cont.)		Lower	K7077	2 F139
Control Arm Bushing Set				
1978-1974	(Contains Front And Rear Bushings)	Upper	K7189 ‡	1 F139
	(Contains Front And Rear Bushings, Standard Design)	Upper	K7006	2 F139
Radius Arm Hardware Kit				
1980-1974	(10 Per Package, Self Locking Nut)		K4006	1
Strut Rod Bushing Kit				
1980-1979	(Improved Design)		K7090	1 F138
1977-1976	(Improved Design)		K7083	1 F138
1975-1974	(Improved Design)		K7089	1 F139
Sway Bar Bushing				
1980-1979		To Frame	K7096	1 F138
Sway Bar Repair Kit				
1980-1979	(Includes Polyurethane Bushings And Solid Metal Sleeve For Enhanced Performance. Barrel Nut Allows For Easier Installation.)		K700531 ‡	2 F138
	(Standard Design)		K8097	2 F138
Voyager PB250				
Ball Joint				
1983-1981	(Powdered Metal Gusher Brg. For Better Lubrication)	Upper	K778 ‡	2 F138
	(Threaded Type, Powdered Metal Gusher Brg. For Better Lubrication)	Lower	K727 ‡	2 F138
	Except Threaded Ball Joint Housing, (Powdered Metal Gusher Brg. For Better Lubrication)	Lower	K7025 ‡	2 F138
Control Arm Bumper Bushing				
1983-1981		Upper	K7293	2 F138
Control Arm Bushing				
1983-1981	(Contains Front And Rear Bushings)	Upper	K7118	2 F138
		Lower	K7117	2 F138
Control Arm with Ball Joint				
1983-1982	(Contains Bushing, Powdered Metal Gusher Brg. For Better Lubrication)	Left Lower	CK620243 ‡	1 F138
	(R-Series)	Left Lower	RK620243	1 F138
	(Contains Bushing, Powdered Metal Gusher Brg. For Better Lubrication)	Right Lower	CK620242 ‡	1 F138
	(R-Series)	Right Lower	RK620242	1 F138
Radius Arm Hardware Kit				
1983-1981	(10 Per Package, Self Locking Nut)		K4006	1
Strut Rod Bushing Kit				
1983-1981	(Improved Design)		K7090	1 F138
Sway Bar Bushing				
1983-1981		To Frame	K7096	1 F138
Sway Bar Repair Kit				
1983-1981	(Includes Polyurethane Bushings And Solid Metal Sleeve For Enhanced Performance. Barrel Nut Allows For Easier Installation.)		K700531 ‡	2 F138
	(Standard Design)		K8097	2 F138

STEERING



**(Cont.) 200, 250 Series - 3/4 Ton-PLYMOUTH TRUCK
STEERING (Cont.)**



S529

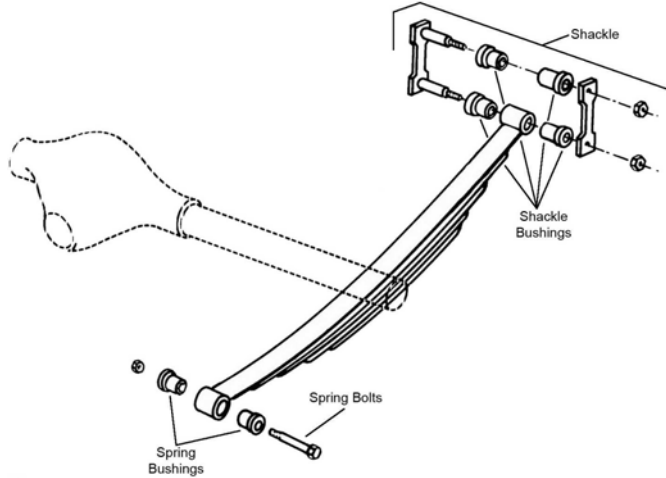
Year	Model/Application	Part	P/C Qty	Figure
Voyager PB200				
Center Link				
1978-1974	(Powdered Metal Gusher Brg. For Better Lubrication)	DS788 ‡	1	S529
Drag Link Assembly				
1980-1979	(Complete Three Piece Assembly, Powdered Metal Gusher Brg. For Better Lubrication)	DS1000 ‡	1	S289
1978-1974	(Powdered Metal Gusher Brg. For Better Lubrication)	DS789 ‡	1	S529
Idler Arm				
1980-1979	(Powdered Metal Gusher Brg. For Better Lubrication)	K7106 ‡	2	S289
Idler Arm Bushing Kit				
1978-1974	(For OE Design Idler Arm Only)	K7046	1	
Steering Damper Bellows				
1980-1974	(Trail Boss)	Front SSD68	1	
Steering Damper Cylinder				
1980-1979	(Super Trail Boss)	Front SSD82	1	
1978-1974	(Trail Boss)	Front SSD42	1	
Steering Damper Kit				
1980-1979	(Trail Boss)	Front SSD44	1	
1978-1974	(Trail Boss)	Front SSD21	1	
Tie Rod Adjusting Sleeve				
1980-1979	14.34" Length	DS1038S	2	S289
1975-1974	4.50" Length	ES638S	2	S529
Tie Rod End				
1980-1979	May Have Inner And Outer Tie Rod Ends Reversed, Check Threads, (Right Hand Threads, Powdered Metal Gusher Brg. For Better Lubrication)	Outer ES2120R ‡	2	S289
	May Have Inner And Outer Tie Rod Ends Reversed, Check Threads, (Left Hand Threads, Powdered Metal Gusher Brg. For Better Lubrication)	Inner ES2121L ‡	2	S289
1978-1976	(Left Hand Threads, Powdered Metal Gusher Brg. For Better Lubrication)	ES2076L ‡	2	S529
	(Right Hand Threads, Powdered Metal Gusher Brg. For Better Lubrication)	ES2075R ‡	2	S529
1975-1974	(Powdered Metal Gusher Brg. For Better Lubrication)	Inner DS786 ‡	2	S529
Voyager PB250				
Drag Link Assembly				
1983-1981	(Complete Three Piece Assembly, Powdered Metal Gusher Brg. For Better Lubrication)	DS1000 ‡	1	S289
Idler Arm				
1983-1981	(Powdered Metal Gusher Brg. For Better Lubrication)	K7106 ‡	2	S289
Steering Damper Bellows				
1983-1981	(Trail Boss)	Front SSD68	1	
Steering Damper Cylinder				
1983-1981	(Super Trail Boss)	Front SSD82	1	
Steering Damper Kit				
1983-1981	(Trail Boss)	Front SSD44	1	
Tie Rod Adjusting Sleeve				
1983-1981	14.34" Length	DS1038S	2	S289

PLYMOUTH TRUCK-200, 250 Series - 3/4 Ton (Cont.)

STEERING (Cont.)

Year	Model/Application	Part	P/C Qty	Figure
Voyager PB250				
Tie Rod End				
1983-1981	May Have Inner And Outer Tie Rod Ends Reversed, Check Threads, (Right Hand Threads, Powdered Metal Gusher Brg. For Better Lubrication)	Outer	2	S289
	May Have Inner And Outer Tie Rod Ends Reversed, Check Threads, (Left Hand Threads, Powdered Metal Gusher Brg. For Better Lubrication)	Inner	2	S289

REAR SUSPENSION

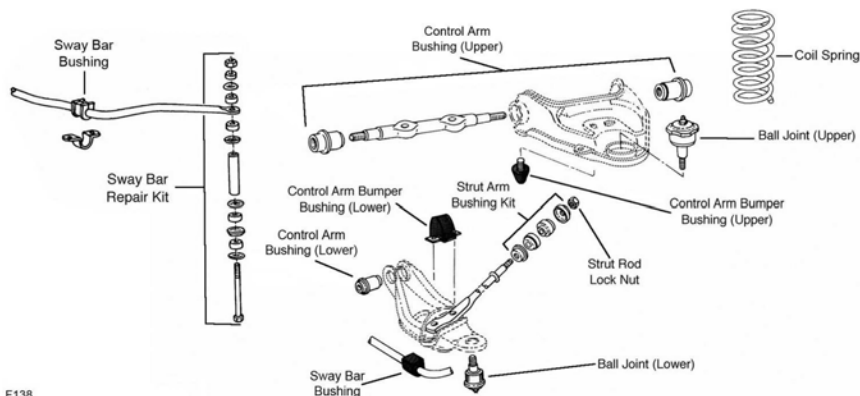


R309

Year	Model/Application	Part	P/C Qty	Figure
Voyager PB200				
Leaf Spring Bushing				
1980-1974	1-3/8" Outside Diameter	Front	2	R309
Leaf Spring Shackle Bushing				
1980-1974	1" Outside Diameter, (Split Type Bushing)	Rear	4	R309
	1-1/2" Outside Diameter X 3/4" Inside Diameter, (1 Piece Design)	Rear	2	R309
Voyager PB250				
Leaf Spring Bushing				
1981	1-3/8" Outside Diameter	Front	2	R309
Leaf Spring Shackle Bushing				
1983-1981	1" Outside Diameter, (Split Type Bushing)	Rear	4	R309
	1-1/2" Outside Diameter X 3/4" Inside Diameter, (1 Piece Design)	Rear	2	R309

PLYMOUTH TRUCK-300, 350 Series - 1 Ton

FRONT SUSPENSION

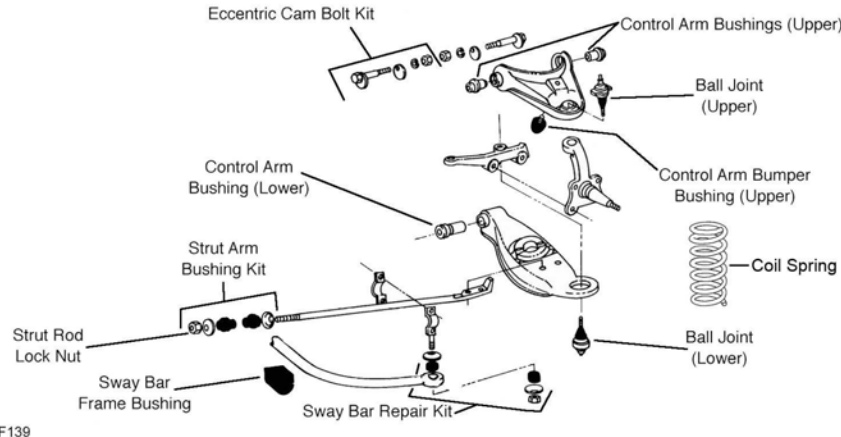


F138

F138

(Cont.) 300, 350 Series - 1 Ton-PLYMOUTH TRUCK

FRONT SUSPENSION (Cont.)



F139

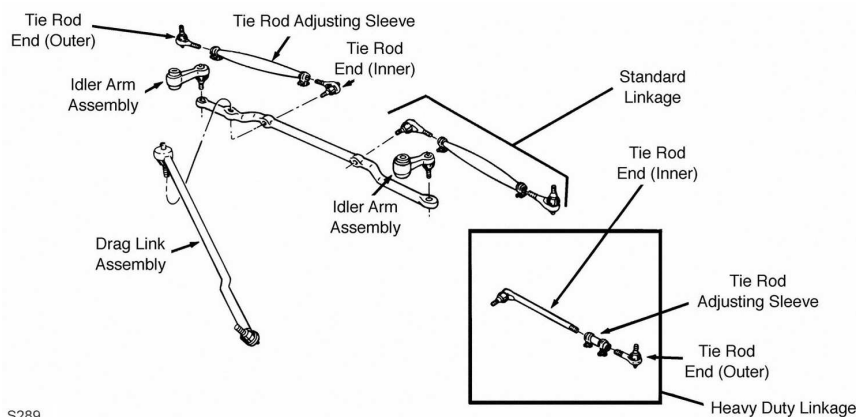
Year	Model/Application	Part	P/C Qty	Figure
Voyager PB300				
Ball Joint				
1980-1979	3300 Lb Or 3600 Lb Axle, (Powdered Metal Gusher Brg. For Better Lubrication)	Upper	K778 ‡	2 F138
	3300 Lb Or 3600 Lb Axle, (Threaded Type, Powdered Metal Gusher Brg. For Better Lubrication)	Lower	K727 ‡	2 F138
	4000 Lb Axle, (Powdered Metal Gusher Brg. For Better Lubrication)	Upper	K7082 ‡	2 F138
	Equal Length Inner And Outer Tie Rod Ends, Except Threaded Ball Joint Housing, 3600 Lb Axle, Standard Suspension, (Powdered Metal Gusher Brg. For Better Lubrication)	Lower	K7025 ‡	2 F138
	Unequal Length Inner And Outer Tie Rod Ends, 4000 Lb Axle, Heavy Duty Suspension, (Powdered Metal Gusher Brg. For Better Lubrication)	Lower	K7053T ‡	2 F138
1978-1974	Except Threaded Ball Joint Housing, Standard Suspension, (Powdered Metal Gusher Brg. For Better Lubrication)	Lower	K7025 ‡	2 F139
	Heavy Duty Suspension, 7/8" Diameter, (Powdered Metal Gusher Brg. For Better Lubrication)	Lower	K7053T ‡	2 F139
	Vehicles With 14" Inner Tie Rod Ends, 3800 Lb Front Axle, (Powdered Metal Gusher Brg. For Better Lubrication)	Upper	K7082 ‡	2 F139
	Vehicles With 4" Inner Tie Rod Ends, 3300 Lb Front Axle, (Powdered Metal Gusher Brg. For Better Lubrication)	Upper	K778 ‡	2 F139
	Vehicles With 4" Inner Tie Rod Ends, 3300 Lb Front Axle, (Threaded Type, Powdered Metal Gusher Brg. For Better Lubrication)	Lower	K727 ‡	2 F139
Control Arm Bumper Bushing				
1980-1979		Upper	K7293	2 F138
1978-1974	(Design Allows Ease Of Installation)	Upper	K7293	2 F139
		Lower	K200982 ‡	2 F139
Control Arm Bushing				
1980-1979	(Contains Front And Rear Bushings)	Upper	K7118	2 F138
		Lower	K7117	2 F138
1978-1974	(Optional, Eccentric Bushing, Provides Additional Positive(+) Camber Adjustment, High Quality Elastomer For Durability And Performance)	Upper	K7104 ‡	2 F139
	1.378" Outside Diameter	Lower	K7077	2 F139
	Steering Linkage Has 7/8" Diameter Threaded Tie Rod Ends, Heavy Duty Suspension	Lower	K7065	2 F139
Control Arm Bushing Set				
1978-1974	(Contains Front And Rear Bushings)	Upper	K7189 ‡	1 F139
	(Contains Front And Rear Bushings, Standard Design)	Upper	K7006	2 F139
	Steering Linkage Has 7/8" Diameter Threaded Tie Rod Ends, Heavy Duty Suspension, (Contains Front And Rear Bushings)	Lower	K7192 ‡	1 F139
Control Arm with Ball Joint				
1980-1979	4000 Lb Axle, (Contains Bushings)	Left Upper	CK620369 ‡	1 F138
	4000 Lb Axle, (R-Series)	Left Upper	RK620369	1 F138
	4000 Lb Axle, (Contains Bushings)	Right Upper	CK620370 ‡	1 F138
	4000 Lb Axle, (R-Series)	Right Upper	RK620370	1 F138
Radius Arm Hardware Kit				
1980-1974	(10 Per Package, Self Locking Nut)		K4006	1
Strut Rod Bushing Kit				
1980-1979	(Improved Design)		K7090	1 F138
1977-1976	(Improved Design)		K7083	1 F138
1975-1974	(Improved Design)		K7089	1 F139
Sway Bar Bushing				
1980-1979		To Frame	K7096	1 F138

PLYMOUTH TRUCK-300, 350 Series - 1 Ton (Cont.)

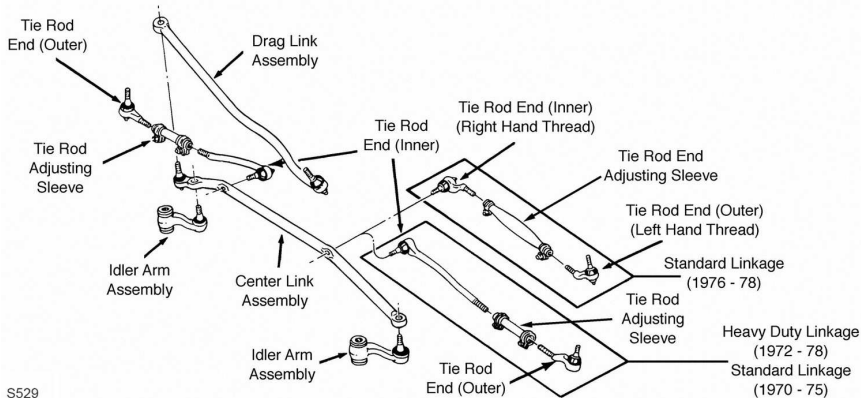
FRONT SUSPENSION (Cont.)

Year	Model/Application	Part	P/C Qty	Figure	
Voyager PB300					
Sway Bar Repair Kit					
1980-1979	(Includes Polyurethane Bushings And Solid Metal Sleeve For Enhanced Performance. Barrel Nut Allows For Easier Installation.) (Standard Design)	K700531 ‡ K8097	2 2	F138 F138	
Voyager PB350					
Ball Joint					
1983-1981	3300 Lb Or 3600 Lb Axle, (Powdered Metal Gusher Brg. For Better Lubrication) 3300 Lb Or 3600 Lb Axle, (Threaded Type, Powdered Metal Gusher Brg. For Better Lubrication) 4000 Lb Axle, (Powdered Metal Gusher Brg. For Better Lubrication) Equal Length Inner And Outer Tie Rod Ends, Except Threaded Ball Joint Housing, 3600 Lb Axle, Standard Suspension, (Powdered Metal Gusher Brg. For Better Lubrication) Unequal Length Inner And Outer Tie Rod Ends, 4000 Lb Axle, Heavy Duty Suspension, (Powdered Metal Gusher Brg. For Better Lubrication)	Upper Lower Upper Lower Lower	K778 ‡ K727 ‡ K7082 ‡ K7025 ‡ K7053T ‡	2 2 2 2 2	F138 F138 F138 F138 F138
Control Arm Bumper Bushing					
1983-1981		Upper	K7293	2 F138	
Control Arm Bushing					
1983-1981	(Contains Front And Rear Bushings)	Upper Lower	K7118 K7117	2 F138 2 F138	
Control Arm with Ball Joint					
1983-1981	4000 Lb Axle, (Contains Bushings) 4000 Lb Axle, (R-Series) 4000 Lb Axle, (Contains Bushings) 4000 Lb Axle, (R-Series)	Left Upper Left Upper Right Upper Right Upper	CK620369 ‡ RK620369 CK620370 ‡ RK620370	1 F138 1 F138 1 F138 1 F138	
Radius Arm Hardware Kit					
1983-1981	(10 Per Package, Self Locking Nut)		K4006	1	
Strut Rod Bushing Kit					
1983-1981	(Improved Design)		K7090	1 F138	
Sway Bar Bushing					
1983-1981		To Frame	K7096	1 F138	
Sway Bar Repair Kit					
1983-1981	(Includes Polyurethane Bushings And Solid Metal Sleeve For Enhanced Performance. Barrel Nut Allows For Easier Installation.) (Standard Design)	K700531 ‡ K8097	2 2	F138 F138	

STEERING



**(Cont.) 300, 350 Series - 1 Ton-PLYMOUTH TRUCK
STEERING (Cont.)**



S529

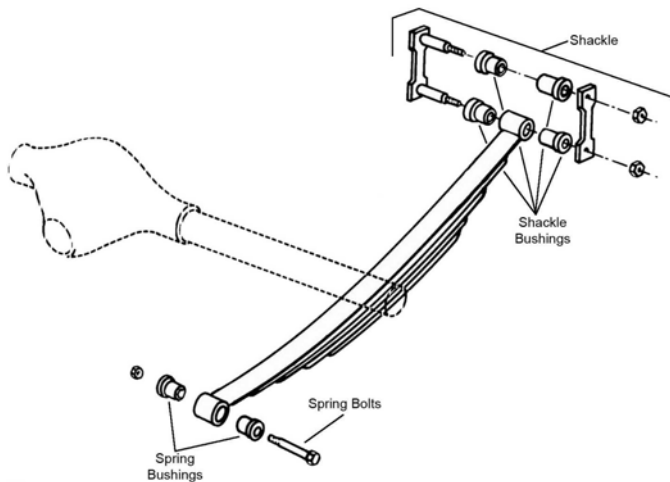
Year	Model/Application	Part	P/C Qty	Figure
Voyager PB300				
Center Link				
1978-1974	3300 Lb Front Axle, (Powdered Metal Gusher Brg. For Better Lubrication)	DS788 ‡	1	S529
Drag Link Assembly				
1980-1979	29.14" Length, (Complete Three Piece Assembly, Powdered Metal Gusher Brg. For Better Lubrication)	DS1000 ‡	1	S289
1978-1974	32.82" Length, (Powdered Metal Gusher Brg. For Better Lubrication)	DS789 ‡	1	S529
Idler Arm				
1980-1979	(Powdered Metal Gusher Brg. For Better Lubrication)	K7106 ‡	2	S289
Idler Arm Bushing Kit				
1978-1974	(For OE Design Idler Arm Only)	K7046	1	
Steering Damper Bellows				
1980-1974	(Trail Boss)	Front SSD68	1	
Steering Damper Cylinder				
1980-1979	(Super Trail Boss)	Front SSD82	1	
1978-1974	(Trail Boss)	Front SSD42	1	
Steering Damper Kit				
1980-1979	(Trail Boss)	Front SSD44	1	
1978-1974	(Trail Boss)	Front SSD21	1	
Tie Rod Adjusting Sleeve				
1980-1979	4000 Lb Axle, 7/8" - 18 Threads, 4.50" Length Except 4000 Lb Axle, 14.34" Length	ES362S DS1038S	1 2	S289 S289
1978-1974	3800 Lb Front Axle, 7/8" - 18 Threads, 4.50" Length	ES362S	2	S529
1975-1974	3300 Lb Front Axle, 3/4" -18 Threads, 4.50" Length	ES638S	2	S529
Tie Rod End				
1980-1979	4000 Lb Axle, 7/8" - 18 Threads, 14.75" Length, (Left Hand Threads, Powdered Metal Gusher Brg. For Better Lubrication)	Left Inner DS1011 ‡	1	S289
	4000 Lb Axle, 7/8" - 18 Threads, 14.75" Length, (Left Hand Threads, Powdered Metal Gusher Brg. For Better Lubrication)	Right Inner DS1010 ‡	1	S289
	4000 Lb Axle, 7/8" - 18 Threads, 5.030" Length, (Right Hand Threads, Greaseable Socket Reduces Corrosion/Wear)	Outer ES2147RL ‡	2	S289
	Except 4000 Lb Axle, May Have Inner And Outer Tie Rod Ends Reversed, Check Threads, .688" - 18 Threads, 5.18" Length, (Right Hand Threads, Powdered Metal Gusher Brg. For Better Lubrication)	Outer ES2120R ‡	2	S289
1978-1976	3300 Lb Front Axle, 11/16" - 18 Thread, 4.250" Length, (Left Hand Threads, Powdered Metal Gusher Brg. For Better Lubrication)	Inner ES2121L ‡	2	S289
	3300 Lb Front Axle, 11/16" - 18 Thread, 4.250" Length, (Right Hand Threads, Powdered Metal Gusher Brg. For Better Lubrication)	Outer ES2076L ‡	2	S529
1978-1974	3300 Lb Front Axle, 11/16" - 18 Thread, 4.250" Length, (Right Hand Threads, Powdered Metal Gusher Brg. For Better Lubrication)	Outer ES2075R ‡	2	S529
	Unequal Length Inner And Outer Tie Rod Ends, Heavy Duty Suspension, (Greaseable Socket Reduces Corrosion/Wear)	Outer ES499RL ‡	2	S529
1978-1974	3800 Lb Front Axle, 7/8" - 18 Threads, 14.29" Length, (Left Hand Threads)	Left Inner DS878	1	S529
1975	127.6" Wheelbase, Steering Linkage Has 7/8" Diameter Threaded Tie Rod Ends, Heavy Duty Suspension, (Greaseable Socket Reduces Corrosion/Wear)	Outer ES499RL ‡	2	S529
	Steering Linkage Has 7/8" Diameter Threaded Tie Rod Ends, Heavy Duty Suspension, (Greaseable Socket Reduces Corrosion/Wear)	Outer ES499RL ‡	2	S529
1975-1974	Steering Linkage Has 3/4" Diameter Threaded Tie Rod Ends, Standard Suspension, (Powdered Metal Gusher Brg. For Better Lubrication)	Inner DS786 ‡	2	S529

PLYMOUTH TRUCK-300, 350 Series - 1 Ton (Cont.)

STEERING (Cont.)

Year	Model/Application	Part	P/C Qty	Figure
Voyager PB350				
Drag Link Assembly				
1983-1981	29.14" Length, (Complete Three Piece Assembly, Powdered Metal Gusher Brg. For Better Lubrication)	DS1000 ‡	1	S289
Idler Arm				
1983-1981	(Powdered Metal Gusher Brg. For Better Lubrication)	K7106 ‡	2	S289
Steering Damper Bellows				
1983-1981	(Trail Boss) Front	SSD68	1	
Steering Damper Cylinder				
1983-1981	(Super Trail Boss) Front	SSD82	1	
Steering Damper Kit				
1983-1981	(Trail Boss) Front	SSD44	1	
Tie Rod Adjusting Sleeve				
1983-1981	4000 Lb Axle, 7/8" - 18 Threads, 4.50" Length Except 4000 Lb Axle, 14.34" Length	ES362S DS1038S	1 2	S289 S289
Tie Rod End				
1983-1981	4000 Lb Axle, 7/8" - 18 Threads, 14.75" Length, (Left Hand Threads, Powdered Metal Gusher Brg. For Better Lubrication) 4000 Lb Axle, 7/8" - 18 Threads, 14.75" Length, (Left Hand Threads, Powdered Metal Gusher Brg. For Better Lubrication) 4000 Lb Axle, 7/8" - 18 Threads, 5.030" Length, (Right Hand Threads, Greaseable Socket Reduces Corrosion/Wear) Except 4000 Lb Axle, May Have Inner And Outer Tie Rod Ends Reversed, Check Threads, .688" - 18 Threads, 5.18" Length, (Right Hand Threads, Powdered Metal Gusher Brg. For Better Lubrication) Except 4000 Lb Axle, May Have Inner And Outer Tie Rod Ends Reversed, Check Threads, .688" - 18 Threads, 5.18" Length, (Left Hand Threads, Powdered Metal Gusher Brg. For Better Lubrication)	DS1011 ‡ DS1010 ‡ ES2147RL ‡ ES2120R ‡ ES2121L ‡	1 1 2 2 2	S289 S289 S289 S289 S289

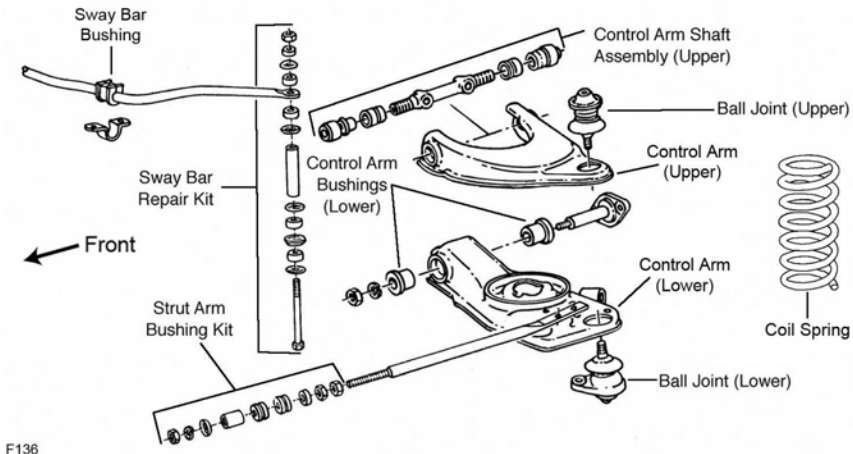
REAR SUSPENSION



R309

Year	Model/Application	Part	P/C Qty	Figure
Voyager PB300				
Leaf Spring Bushing				
1979-1974	1700 Lb Springs Front	K200958	2	R309
Leaf Spring Shackle Bushing				
1980-1974	1" Outside Diameter, (Split Type Bushing) 1-1/2" Outside Diameter X 3/4" Inside Diameter, (1 Piece Design)	K7308 SB268	4 2	R309 R309
Voyager PB350				
Leaf Spring Shackle Bushing				
1983-1981	1" Outside Diameter, (Split Type Bushing) 1-1/2" Outside Diameter X 3/4" Inside Diameter, (1 Piece Design)	K7308 SB268	4 2	R309 R309

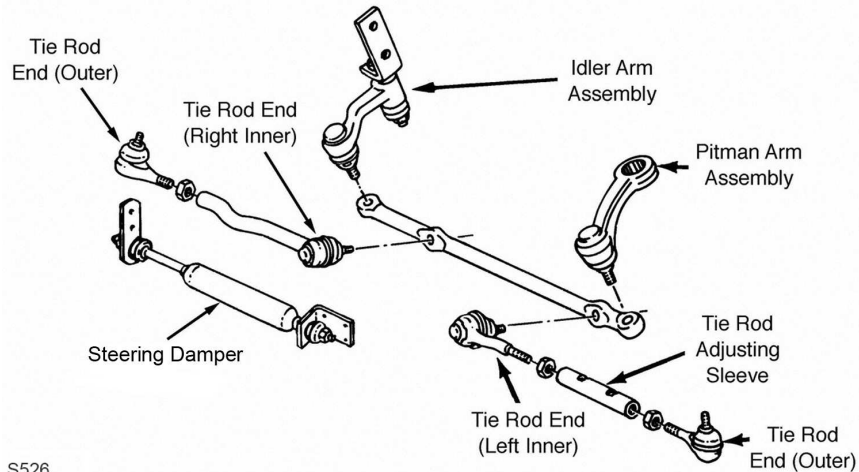
FRONT SUSPENSION



F136

Year	Model/Application	Part	P/C Qty	Figure
Ball Joint				
1982		Lower	K9346	2 F136
1981-1979		Lower	K9296	2 F136
1980-1979		Upper	K9044	2 F136
Control Arm Bumper Bushing				
1980-1979		Left Lower Right Lower	K6608 K6609	1 1
Control Arm Bushing				
1982-1979	(Contains Front And Rear Bushings)	Lower	K9179	2 F136
Control Arm Shaft Assembly				
1982-1979		Upper	K9335	2 F136
Strut Rod Bushing				
1982-1979			K9887	1 F136
Sway Bar Bushing				
1982-1979		To Frame	K7316	1 F136
Sway Bar Repair Kit				
1982-1979	(Standard Design) 5" Length, (Includes Polyurethane Bushings And Solid Metal Sleeve For Enhanced Performance. Barrel Nut Allows For Easier Installation.)		K9231 K700530 ‡	2 2 F136

STEERING



S526

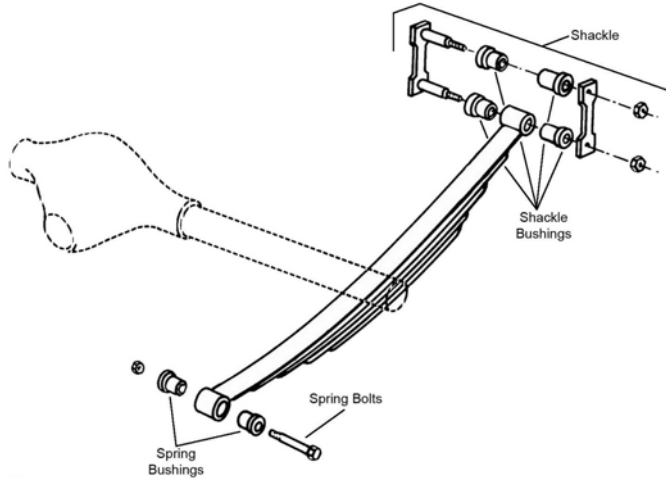
Year	Model/Application	Part	P/C Qty	Figure
Idler Arm				
1980-1979			K9086	1 S526

PLYMOUTH TRUCK-Arrow (Cont.)

STEERING (Cont.)

Year	Model/Application	Part	P/C Qty	Figure
Idler Arm Repair Kit				
1982-1979	(For OE Design Idler Arm Only)	K9100	1	S526
Pitman Arm				
1982-1980	Power Steering	K9130	1	S526
Steering Damper Kit				
1980-1979	(Trail Boss)	Front SSD45	1	S526
Tie Rod Adjusting Sleeve				
1980-1979		Left ES460S	1	S526
Tie Rod End				
1982-1979	(Includes Sunoloy-Coated Metal Bearing To Combine Durability With Smooth Stud Swing)	Outer ES2194R ‡	2	S526
	(Includes Sunoloy-Coated Metal Bearing To Combine Durability With Smooth Stud Swing)	Left Inner ES2197R ‡	1	S526
		Right Inner ES2199R	1	S526

REAR SUSPENSION

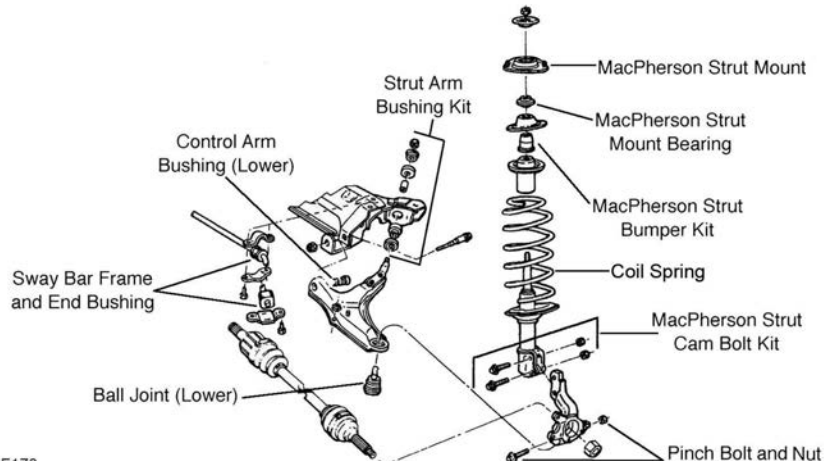


R309

Year	Model/Application	Part	P/C Qty	Figure
Leaf Spring Bushing				
1981-1979		Front SB334	2	R309
Leaf Spring Shackle Bushing				
1982-1979		Upper SB345	2	R309
1981-1979		Lower SB334	2	R309

PLYMOUTH TRUCK-Grand Voyager

FRONT SUSPENSION



F173

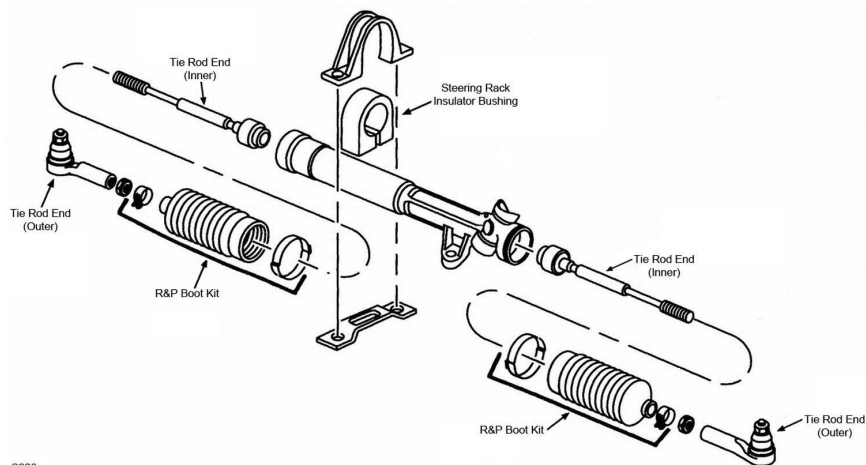
F173

(Cont.) Grand Voyager-PLYMOUTH TRUCK

FRONT SUSPENSION (Cont.)

Year	Model/Application	Part	P/C Qty	Figure
Ball Joint				
1990-1988	(Full Ball Stud Provides 360 Degrees Of Smooth Rotation)	Lower K7147 ‡	2	F173
Control Arm Bushing				
1990-1987		Lower K7099	2	F173
Strut and Spring Assembly				
1990-1987	(Coated For Corrosion Resistance, Contains Lower Mounting Hardware)	ST8505 ‡	2	F173
Strut Bearing Spacer				
1990-1987	(Spacer)	K7378	2	F173
Strut Bumper Bellows				
1990-1988	(OE Material For Strut Performance And Longevity, Contains Bumper)	K90462 ‡	2	F173
1990-1987		K201272	2	F173
Strut Mount				
1990-1987	(Contains Bearing)	K7175	2	F173
Strut Rod Bushing				
1990-1987	(Improved Design)	To Frame K7098	1	F173
Strut Rod Bushing Kit				
1990-1988	(Improved Design)	K7145	1	F173
Strut Spring Seat				
1990-1987	(Spring Seat Only)	Upper K7333	2	F173
	(Spacer Plate Only)	Lower K7338	2	F173
		K7377	2	F173
Sway Bar Bushing				
1990-1987	1" Sway Bar Diameter	To Arm K7144	1	F173
	1" Sway Bar Diameter	To Frame K7139	1	F173
	1-1/16" Sway Bar Diameter	To Arm K7219	1	F173
	1-1/16" Sway Bar Diameter	To Frame K7222	1	F173
	1-1/8" Sway Bar Diameter	To Arm K7220	1	F173
	1-1/8" Sway Bar Diameter	To Frame K7223	1	F173
	1-3/16" Sway Bar Diameter	To Frame K7224	1	F173
	15/16" Sway Bar Diameter	To Arm K7143	1	F173
	15/16" Sway Bar Diameter	To Frame K7138	1	F173
	3/4" Sway Bar Diameter	To Frame K7221	1	F173
	7/8" Sway Bar Diameter	To Arm K7142	1	F173
7/8" Sway Bar Diameter	To Frame K7137	1	F173	
Wheel Hub & Bearing Assembly				
1990-1989	15" Wheels	513074	2	
1988	15" Wheels	513231	2	
Wheel Hub Repair Kit				
1990-1988	14" Wheels, (4 Stud Hub)	518501	2	
	14" Wheels, (5 Stud Hub)	518502	2	

STEERING

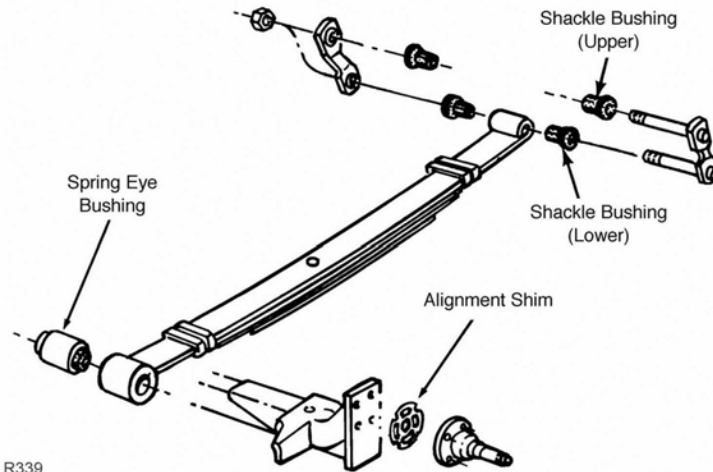


PLYMOUTH TRUCK-Grand Voyager (Cont.)

STEERING (Cont.)

Year	Model/Application	Part	P/C Qty	Figure	
Rack & Pinion Boot Kit					
1990-1988	(High Temperature)	K8441	2	S228	
Steering Rack Insulator Bushing					
1990-1987		K7113	1	S228	
Tie Rod End					
1990-1988	(Full Ball Stud Provides 360 Degrees Of Smooth Rotation)	Inner	EV128 ‡	2	S228
1990-1987	(Powdered Metal Gusher Brg. For Better Lubrication)	Outer	ES3008RL ‡	2	S228
1987	Rack & Pinion Power, (Full Ball Stud Provides 360 Degrees Of Smooth Rotation)	Inner	EV128 ‡	2	S228

REAR SUSPENSION

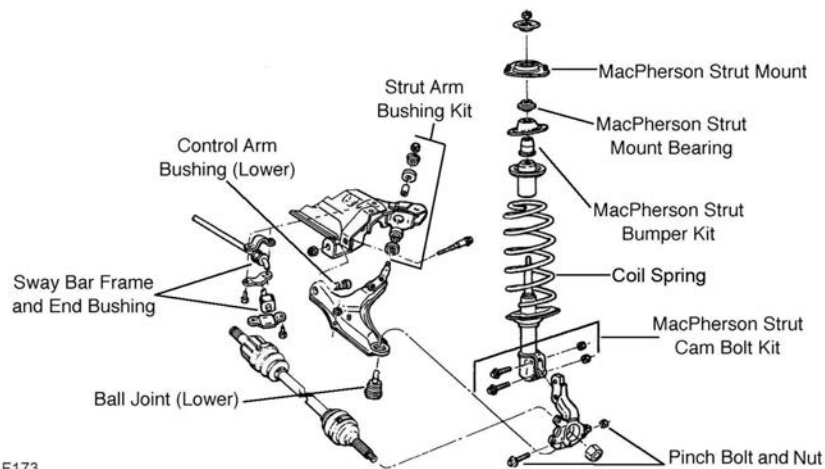


R339

Year	Model/Application	Part	P/C Qty	Figure	
Leaf Spring Bushing					
1990-1987		Front	SB364	2	R339

PLYMOUTH TRUCK-Scamp

FRONT SUSPENSION



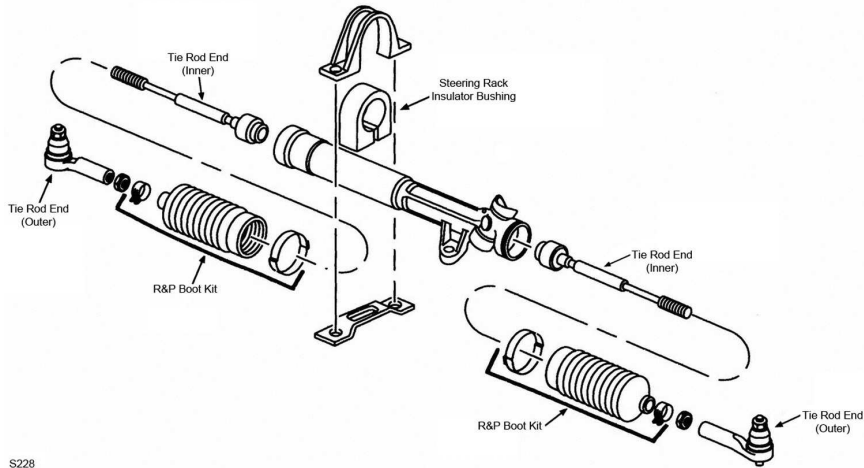
F173

Year	Model/Application	Part	P/C Qty	Figure	
Ball Joint					
1983	(Full Ball Stud Provides 360 Degrees Of Smooth Rotation)	Lower	K7115 ‡	2	F173
Control Arm Bushing					
1983		Lower	K7099	2	F173
Strut Bumper Bellows					
1983	(Replacement Type, Contains Bumper)		K90460	2	F173

FRONT SUSPENSION (Cont.)

Year	Model/Application	Part	P/C Qty	Figure
Strut Mount				
1983	(Contains Bearing, Contains Spacer)	K7179	2	
Strut Rod Bushing				
1983	(Improved Design)	K7098	1	F173
Sway Bar Bushing				
1983	1" Sway Bar Diameter, (Contains Thermoplastic Bushings And Universal Mounting Bracket)	To Frame K8793 ‡	1	F173
	15/16" Sway Bar Diameter	To Arm K7142	1	F173
	31/32" Sway Bar Diameter	To Arm K7143	1	F173
	7/8" Sway Bar Diameter, (Contains Thermoplastic Bushings And Universal Mounting Bracket)	To Frame K8791 ‡	1	F173
Wheel Hub Repair Kit				
1983		518500	2	

STEERING

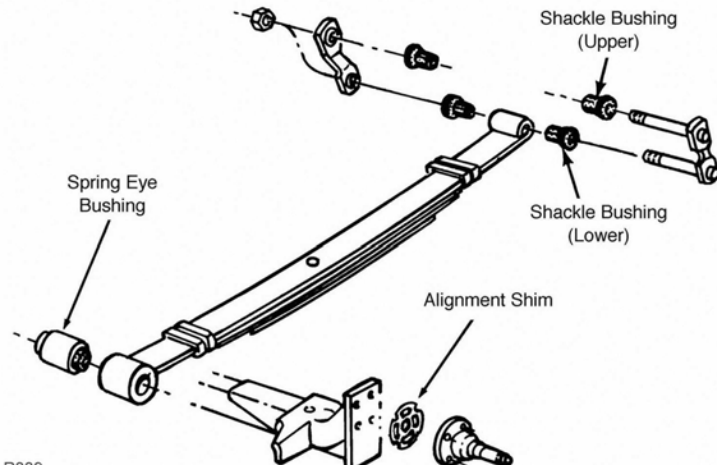


S228

S228

Year	Model/Application	Part	P/C Qty	Figure
Rack & Pinion Boot Kit				
1983	Saginaw Rack Marked 7841002	Left K6298	1	S228
Steering Rack Insulator Bushing				
1983	Power Steering	Right K7113	1	S228
Tie Rod End				
1983	(Powdered Metal Gusher Brg. For Better Lubrication) Rack & Pinion Manual, Internally Threaded Racks Or Gears Marked 230, (Full Ball Stud Provides 360 Degrees Of Smooth Rotation)	Outer ES3008RL ‡ Inner EV126 ‡	2 2	S228 S228

REAR SUSPENSION



R339

R339

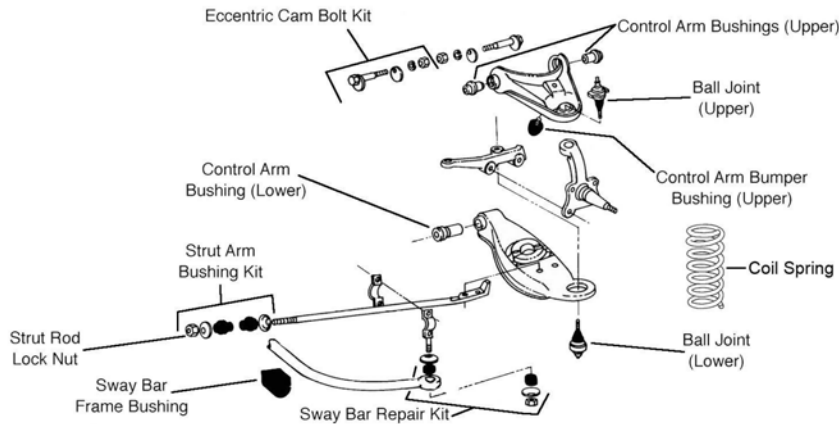
PLYMOUTH TRUCK-Scamp (Cont.)

REAR SUSPENSION (Cont.)

Year	Model/Application	Part	P/C Qty	Figure	
Leaf Spring Bushing					
1983		Front	K200998	2	R339
Leaf Spring Shackle Bushing					
1983	(Split Type Bushing)	Upper	K7308	2	R339

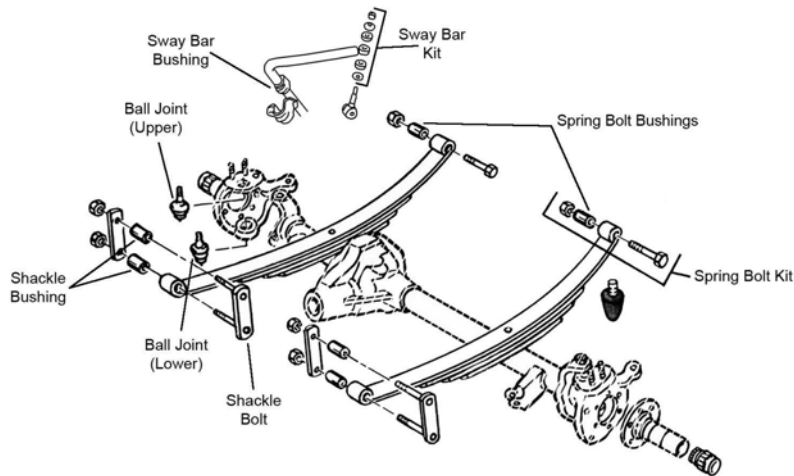
PLYMOUTH TRUCK-Trailduster

FRONT SUSPENSION



F139

F139



F501

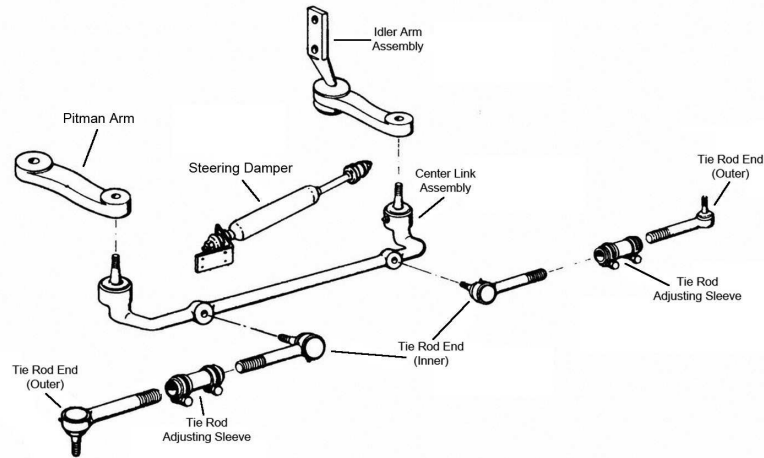
Year	Model/Application	Part	P/C Qty	Figure	
Ball Joint					
1981-1975	Two Wheel Drive (4x2), (Powdered Metal Gusher Brg. For Better Lubrication)	Upper	K778 ‡	2	F139
	Two Wheel Drive (4x2), (Threaded Type, Powdered Metal Gusher Brg. For Better Lubrication)	Lower	K727 ‡	2	F139
	Two Wheel Drive (4x2), (Except Threaded Ball Joint Housing, (Powdered Metal Gusher Brg. For Better Lubrication)	Lower	K7025 ‡	2	F139
1981-1974	Four Wheel Drive (4X4), (Powdered Metal Gusher Brg. For Better Lubrication)	Upper	K8194T ‡	2	F501
	Four Wheel Drive (4X4), (Powdered Metal Gusher Brg. For Better Lubrication)	Lower	K8195T ‡	2	F501
Ball Joint Bushing Extractor and Installer					
1981-1974	Four Wheel Drive (4X4)		T40207	1	
Control Arm Bumper Bushing					
1981-1975	Two Wheel Drive (4x2)	Upper	K7293	2	F139
Control Arm Bushing					
1981-1975	Two Wheel Drive (4x2)	Lower	K7077	2	F139
Control Arm Bushing Set					
1981-1975	Two Wheel Drive (4x2), (Contains Front And Rear Bushings)	Upper	K7189 ‡	1	F139
	Two Wheel Drive (4x2), (Contains Front And Rear Bushings, Standard Design)	Upper	K7006	2	F139

(Cont.) Trailduster-PLYMOUTH TRUCK

FRONT SUSPENSION (Cont.)

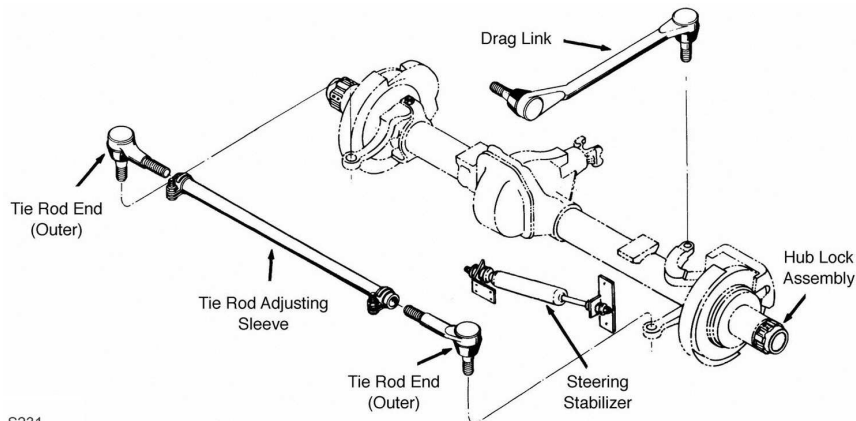
Year	Model/Application	Part	P/C Qty	Figure
Leaf Spring Bolt				
1981-1974	Four Wheel Drive (4X4)	Front	K150193	2 F501
Leaf Spring Bushing				
1981-1974	Four Wheel Drive (4X4), 1" Outside Diameter X 1/2" Inside Diameter	Fixed End	SB266	2 F501
Leaf Spring Shackle Bushing				
1981-1974	Four Wheel Drive (4X4), 1" Outside Diameter X 1/2" Inside Diameter		SB266	2 F501
Radius Arm Hardware Kit				
1981-1975	Two Wheel Drive (4x2), (10 Per Package, Self Locking Nut)		K4006	1
Strut Rod Bushing Kit				
1981-1975	Two Wheel Drive (4x2), (Improved Design)		K7079	1
Sway Bar Bushing				
1981-1975	Two Wheel Drive (4x2)	To Frame	K7096	1 F139
1981-1974	Four Wheel Drive (4X4), 15/16" Sway Bar Diameter	To Frame	K7096	1 F501
Sway Bar Repair Kit				
1981-1975	(Bushing Only)		K7081	2 F139, F501
1974	Four Wheel Drive (4X4), (Bushing Only)		K7081	2 F501

STEERING



S230

S230



S231

S231

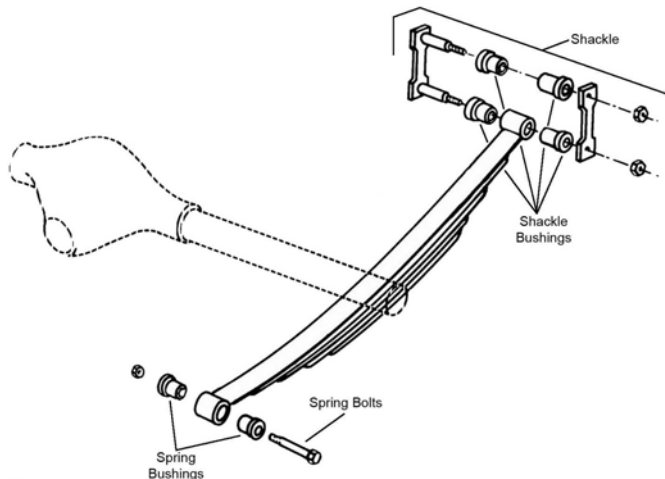
Year	Model/Application	Part	P/C Qty	Figure
Center Link				
1981-1979	Two Wheel Drive (4x2), (Powdered Metal Gusher Brg. For Better Lubrication)		DS804 ‡	1 S230
1978-1975	Two Wheel Drive (4x2), (Powdered Metal Gusher Brg. For Better Lubrication)		DS805 ‡	1 S230
Drag Link Assembly				
1981-1978	Four Wheel Drive (4X4), (Greaseable Socket Reduces Corrosion/Wear)		DS914 ‡	1 S231

PLYMOUTH TRUCK-Trailduster (Cont.)

STEERING (Cont.)

Year	Model/Application	Part	P/C Qty	Figure	
Idler Arm					
1981-1975	Two Wheel Drive (4x2), (Powdered Metal Gusher Brg. For Better Lubrication)	K7055 ‡	1	S230	
Steering Damper Bellows					
1981-1974	(Trail Boss) Four Wheel Drive (4X4), (Super Trail Boss)	Front Front	SSD68 SSD90	1 1	S231 S231
Steering Damper Cylinder					
1981-1975	Two Wheel Drive (4x2), (Trail Boss)	Front	SSD42	1	S231
1981-1974	Four Wheel Drive (4X4), (Super Trail Boss) Four Wheel Drive (4X4), (Trail Boss)	Front Front	SSD82 SSD48	1 1	S231 S231
Steering Damper Kit					
1981-1975	Two Wheel Drive (4x2), (Trail Boss)	Front	SSD10	1	S231
1981-1974	Four Wheel Drive (4X4), (Super Trail Boss) Four Wheel Drive (4X4), (Trail Boss)	Front Front	SSD92 SSD13	1 1	S231 S231
Tie Rod Adjusting Sleeve					
1981-1979	Two Wheel Drive (4x2), 9.63" Length		ES2146S	2	S230
1981-1976	Four Wheel Drive (4X4), 53.54" Length		DS1410S	2	S231
1978-1975	Two Wheel Drive (4x2), 4.72" Length		ES2004S	2	S230
Tie Rod End					
1981-1979	Two Wheel Drive (4x2), May Have Inner And Outer Tie Rod Ends Reversed, Check Threads, (Left Hand Threads, Powdered Metal Gusher Brg. For Better Lubrication)	Outer	ES2121L ‡	2	S230
	Two Wheel Drive (4x2), May Have Inner And Outer Tie Rod Ends Reversed, Check Threads, (Right Hand Threads, Powdered Metal Gusher Brg. For Better Lubrication)	Inner	ES2120R ‡	2	S230
1981-1974	Four Wheel Drive (4X4), 3/4" - 12 Coarse Threads, (Powdered Metal Gusher Brg. For Better Lubrication)	Left Outer	ES394R ‡	1	S231
	Four Wheel Drive (4X4), 3/4" - 12 Coarse Threads, (Powdered Metal Gusher Brg. For Better Lubrication)	Right Outer	ES393R ‡	1	S231
1978-1975	Two Wheel Drive (4x2), (Left Hand Threads, Powdered Metal Gusher Brg. For Better Lubrication)	Outer	ES428L ‡	2	S230
	Two Wheel Drive (4x2), (Right Hand Threads, Powdered Metal Gusher Brg. For Better Lubrication)	Inner	ES428R ‡	2	S230

REAR SUSPENSION



R309

Year	Model/Application	Part	P/C Qty	Figure	
Leaf Spring Bolt					
1981-1975	1/2" Bolt Diameter	Front	K150193	2	R309
1974	Four Wheel Drive (4X4), 1/2" Bolt Diameter	Front	K150193	2	R309
Leaf Spring Bumper					
1981-1974	Four Wheel Drive (4X4)		K7293	2	
Leaf Spring Bushing					
1981-1974	1" Outside Diameter X 1/2" Inside Diameter	Front	SB266	2	R309
	1-1/2" Outside Diameter X 3/4" Inside Diameter, (1 Piece Design)	Front	SB268	2	R309
Leaf Spring Shackle Bolt					
1981-1978	1/2" Bolt Diameter		K150193	4	R309
1977-1974	Four Wheel Drive (4X4), 1/2" Bolt Diameter		K150193	4	R309

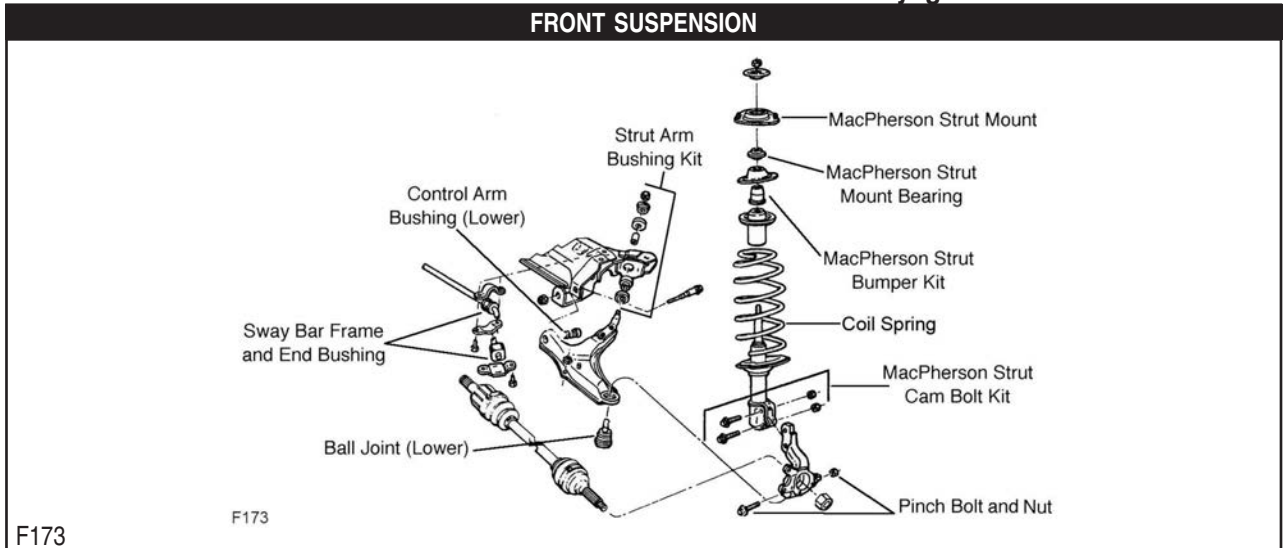
(Cont.) Trailduster-PLYMOUTH TRUCK

REAR SUSPENSION (Cont.)

Year	Model/Application	Part	P/C Qty	Figure
Leaf Spring Shackle Bushing				
1981-1974	1" Outside Diameter X 1/2" Inside Diameter	SB266	2	R309
	1-1/2" Outside Diameter X 3/4" Inside Diameter, (1 Piece Design)	SB268	2	R309

Voyager-PLYMOUTH TRUCK

FRONT SUSPENSION



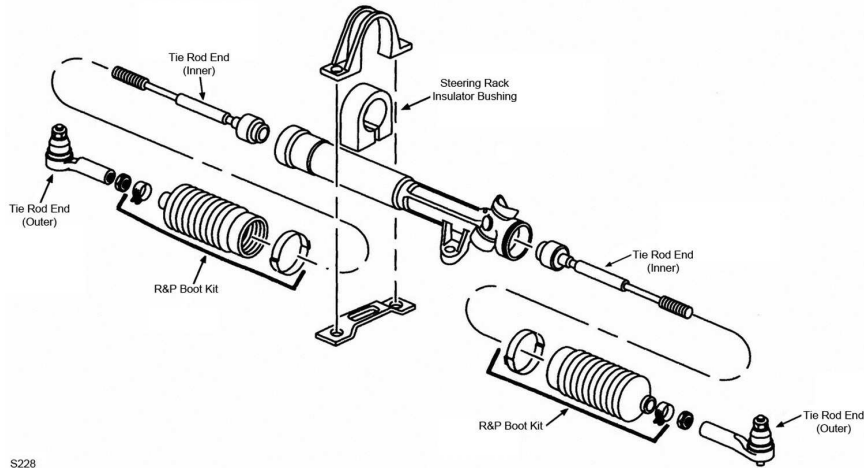
Year	Model/Application	Part	P/C Qty	Figure	
Ball Joint					
1990-1984	(Full Ball Stud Provides 360 Degrees Of Smooth Rotation)	Lower	K7147 ‡	2	F173
Control Arm Bushing					
1990-1984		Lower	K7099	2	F173
Strut and Spring Assembly					
1990-1986	(Coated For Corrosion Resistance, Contains Lower Mounting Hardware)		ST8505 ‡	2	F173
Strut Bearing Spacer					
1990-1987	(Spacer)		K7378	2	F173
1986	From 1/2/86, (Spacer)		K7378	2	F173
Strut Bumper Bellows					
1990-1984	(OE Material For Strut Performance And Longevity, Contains Bumper)		K201272 K90462 ‡	2 2	F173 F173
Strut Mount					
1990-1987	(Contains Bearing)		K7175	2	F173
1986	From 1/2/86, (Contains Bearing)		K7175	2	F173
Strut Rod Bushing					
1990-1984	(Improved Design)	To Frame	K7098	1	F173
Strut Rod Bushing Kit					
1990-1984	(Improved Design)		K7145	1	F173
Strut Spring Seat					
1990-1987	(Spring Seat Only)	Upper	K7333	2	F173
	(Spacer Plate Only)	Lower	K7338	2	F173
			K7377	2	F173
1986	From 1/2/86, (Spring Seat Only)	Upper	K7333	2	F173
	From 1/2/86	Lower	K7338	2	F173
	From 1/2/86, (Spacer Plate Only)		K7377	2	F173
Sway Bar Bushing					
1990-1984	1" Sway Bar Diameter	To Arm	K7144	1	F173
	1" Sway Bar Diameter	To Frame	K7139	1	F173
	1-1/16" Sway Bar Diameter	To Arm	K7219	1	F173
	1-1/16" Sway Bar Diameter	To Frame	K7222	1	F173
	1-1/8" Sway Bar Diameter	To Arm	K7220	1	F173
	1-1/8" Sway Bar Diameter	To Frame	K7223	1	F173
	1-3/16" Sway Bar Diameter	To Frame	K7224	1	F173
	15/16" Sway Bar Diameter	To Arm	K7143	1	F173
	15/16" Sway Bar Diameter	To Frame	K7138	1	F173

PLYMOUTH TRUCK-Voyager (Cont.)

FRONT SUSPENSION (Cont.)

Year	Model/Application	Part	P/C Qty	Figure	
Sway Bar Bushing					
1990-1984 (Cont.)	3/4" Sway Bar Diameter	To Frame	K7221	1	F173
	7/8" Sway Bar Diameter	To Arm	K7142	1	F173
	7/8" Sway Bar Diameter	To Frame	K7137	1	F173
Wheel Hub & Bearing Assembly					
1990-1989	15" Wheels		513074	2	
1988	15" Wheels		513231	2	
Wheel Hub Repair Kit					
1990-1988	14" Wheels, (4 Stud Hub)		518501	2	
	14" Wheels, (5 Stud Hub)		518502	2	
1987-1984	(4 Stud Hub)		518501	2	
	(5 Stud Hub)		518502	2	

STEERING



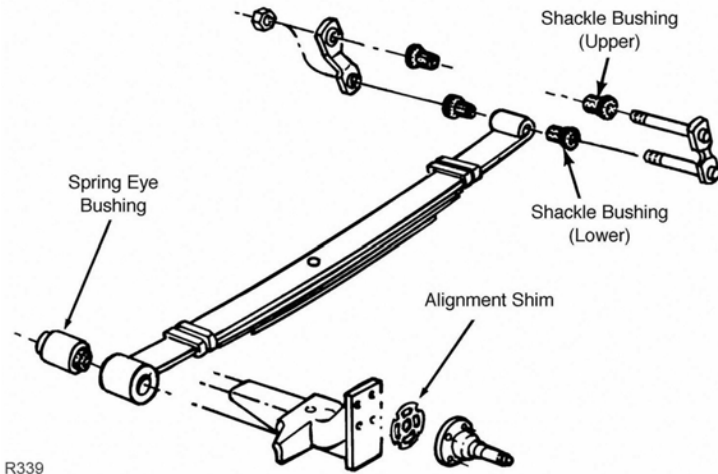
S228

S228

Year	Model/Application	Part	P/C Qty	Figure	
Rack & Pinion Boot Kit					
1990-1984	(High Temperature)		K8441	2	S228
Steering Rack Insulator Bushing					
1990-1984			K7113	1	S228
Tie Rod End					
1990-1988	(Full Ball Stud Provides 360 Degrees Of Smooth Rotation)	Inner	EV128 ‡	2	S228
1990-1984	(Powdered Metal Gusher Brg. For Better Lubrication)	Outer	ES3008RL ‡	2	S228
1987-1986	Rack & Pinion Power, (Full Ball Stud Provides 360 Degrees Of Smooth Rotation)	Inner	EV128 ‡	2	S228
1987-1984	Rack & Pinion Manual, (Full Ball Stud Provides 360 Degrees Of Smooth Rotation)	Inner	EV116 ‡	2	S228
1985-1984	Rack & Pinion Power, (Full Ball Stud Provides 360 Degrees Of Smooth Rotation)	Inner	EV115 ‡	2	S228

(Cont.) Voyager-PLYMOUTH TRUCK

REAR SUSPENSION



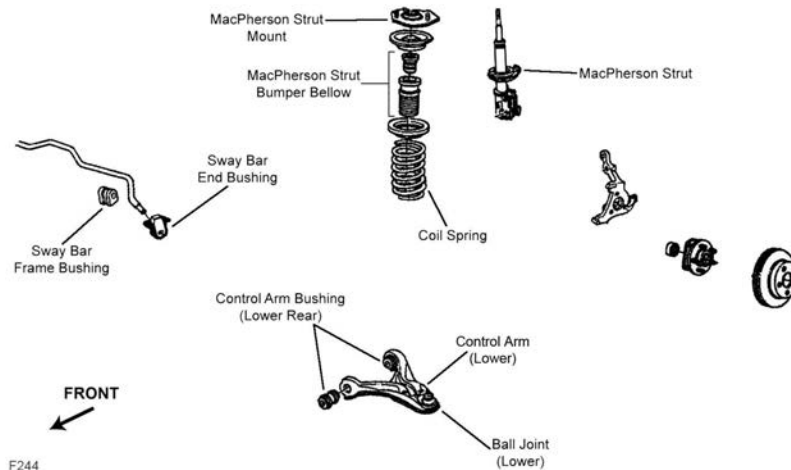
R339

R339

Year	Model/Application	Part	P/C Qty	Figure
Leaf Spring Bushing				
1990-1984		Front SB364	2	R339
Leaf Spring Shackle Bushing				
1985-1984	(Split Type Bushing)	K7308	4	R339

Transport-PONTIAC TRUCK

FRONT SUSPENSION



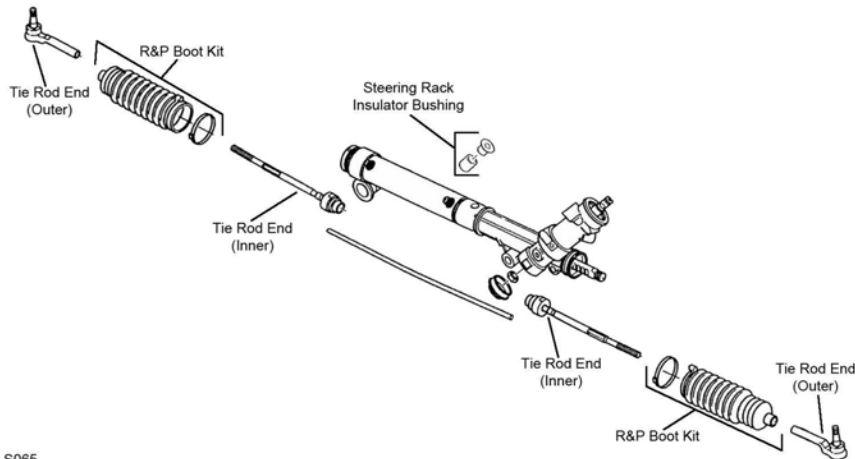
F244

F244

Year	Model/Application	Part	P/C Qty	Figure
Ball Joint				
1990	(Powdered Metal Gusher Brg. For Better Lubrication)	Lower K5263 ‡	2	F244
Control Arm Bushing				
1990	(Contains Front And Rear Bushings)	Lower K6271	2	F244
Strut Bumper Bellows				
1990	(Contains Bumper)	K90463	2	F244
Strut Mount				
1990	(Contains Bearing)	K6446	2	F244
Strut Spring Seat				
1990	(Contains Isolators)	Upper K6636	2	F244
Sway Bar Bushing				
1990	26mm Sway Bar Diameter	To Frame K6269	1	F244
Wheel Hub & Bearing Assembly				
1990		513016-K	2	

PONTIAC TRUCK-Transport (Cont.)

STEERING

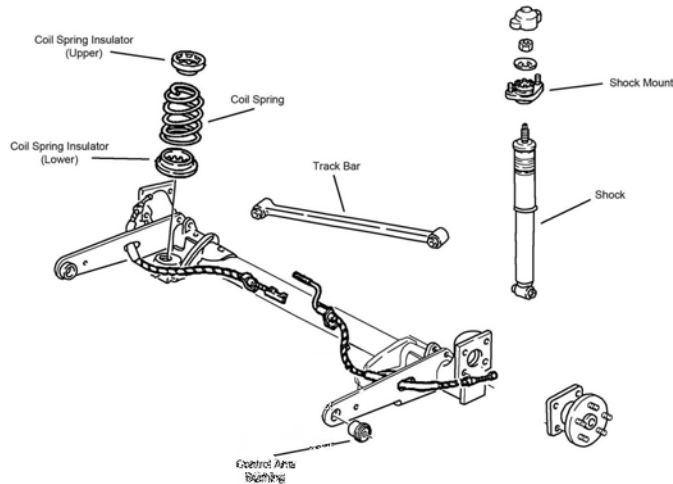


S065

S065

Year	Model/Application	Part	P/C Qty	Figure	
Rack & Pinion Boot Kit					
1990		K6298	2	S065	
Steering Rack Insulator Bushing					
1990		K6225	2	S065	
Tie Rod End					
1990	(Powdered Metal Gusher Brg. For Better Lubrication) (Full Ball Stud Provides 360 Degrees Of Smooth Rotation)	Outer Inner	ES2111RL ‡ EV116 ‡	2 2	S065 S065

REAR SUSPENSION



R124

Year	Model/Application	Part	P/C Qty	Figure
Shock Mount				
1990		K6353	2	R124
Wheel Hub & Bearing Assembly				
1990		513018	2	

STUDEBAKER TRUCK-1/2 Ton

FRONT SUSPENSION

Year	Model/Application	Part	P/C Qty	Figure
2E5 Transtar				
King Bolt Set				
1956	Type 1 With Forging Number On I-Beam, .8025" X 5.562", (Contains Metal Bushing)	8363B	1	
Leaf Spring Bushing				
1956		Fixed End	K200917	4

(Cont.) 1/2 Ton-STUDEBAKER TRUCK

FRONT SUSPENSION (Cont.)				
Year	Model/Application	Part	P/C Qty	Figure
2E5 Transtar				
Leaf Spring Shackle Bushing				
1956		K200917	8	
2E6 Transtar				
King Bolt Set				
1956	Type 1 With Forging Number On I-Beam, .8025" X 5.562", (Contains Metal Bushing)	8363B	1	
Leaf Spring Bushing				
1956		Fixed End K200917	4	
Leaf Spring Shackle Bushing				
1956		K200917	8	
2E7				
King Bolt Set				
1956	Type 1 With Forging Number On I-Beam, .8025" X 5.562", (Contains Metal Bushing)	8363B	1	
Leaf Spring Bushing				
1956		Fixed End K200917	4	
Leaf Spring Shackle Bushing				
1956		K200917	8	
2R5				
King Bolt Set				
1953-1949	.8025" X 5.562", (Contains Metal Bushing)	8363B	1	
Leaf Spring Bushing				
1953-1949		Fixed End K200917	4	
2R6				
King Bolt Set				
1953-1950	.8025" X 5.562", (Contains Metal Bushing)	8363B	1	
Leaf Spring Bushing				
1953-1950		Fixed End K200917	4	
3E1 Scotsman				
King Bolt Set				
1958	Two Wheel Drive (4x2), Type 1 With Forging Number On I-Beam, .8025" X 5.562", (Contains Metal Bushing)	8363B	1	
Leaf Spring Bushing				
1958		Fixed End K200917	4	
Leaf Spring Shackle Bushing				
1958		K200917	8	
3E5 Transtar				
King Bolt Set				
1958-1957	Two Wheel Drive (4x2), Type 1 With Forging Number On I-Beam, .8025" X 5.562", (Contains Metal Bushing)	8363B	1	
Leaf Spring Bushing				
1958-1957		Fixed End K200917	4	
Leaf Spring Shackle Bushing				
1958-1957		K200917	8	
3E6				
King Bolt Set				
1958-1957	Two Wheel Drive (4x2), Type 1 With Forging Number On I-Beam, .8025" X 5.562", (Contains Metal Bushing)	8363B	1	
Leaf Spring Bushing				
1958-1957		Fixed End K200917	4	
Leaf Spring Shackle Bushing				
1958-1957		K200917	8	
3E7				
King Bolt Set				
1958-1957	Two Wheel Drive (4x2), Type 1 With Forging Number On I-Beam, .8025" X 5.562", (Contains Metal Bushing)	8363B	1	
Leaf Spring Bushing				
1958-1957		Fixed End K200917	4	

STUDEBAKER TRUCK-1/2 Ton (Cont.)

FRONT SUSPENSION (Cont.)

Year	Model/Application	Part	P/C Qty	Figure
3E7				
Leaf Spring Shackle Bushing				
1958-1957		K200917	8	
3R5				
King Bolt Set				
1954	.8025" X 5.562", (Contains Metal Bushing)	8363B	1	
Leaf Spring Bushing				
1954	Fixed End	K200917	4	
3R6				
King Bolt Set				
1954	.8025" X 5.562", (Contains Metal Bushing)	8363B	1	
Leaf Spring Bushing				
1954	Fixed End	K200917	4	
4E1				
King Bolt Set				
1959	Two Wheel Drive (4x2), Type 1 With Forging Number On I-Beam, .8025" X 5.562", (Contains Metal Bushing)	8363B	1	
Leaf Spring Bushing				
1959	Fixed End	K200917	4	
Leaf Spring Shackle Bushing				
1959		K200917	8	
4E2 Scotsman				
King Bolt Set				
1959	Two Wheel Drive (4x2), Type 1 With Forging Number On I-Beam, .8025" X 5.562", (Contains Metal Bushing)	8363B	1	
Leaf Spring Bushing				
1959	Fixed End	K200917	4	
Leaf Spring Shackle Bushing				
1959		K200917	8	
4E3 Scotsman				
King Bolt Set				
1959	Two Wheel Drive (4x2), Type 1 With Forging Number On I-Beam, .8025" X 5.562", (Contains Metal Bushing)	8363B	1	
Leaf Spring Bushing				
1959	Fixed End	K200917	4	
Leaf Spring Shackle Bushing				
1959		K200917	8	
4E7 Deluxe				
King Bolt Set				
1959	Two Wheel Drive (4x2), Type 1 With Forging Number On I-Beam, .8025" X 5.562", (Contains Metal Bushing)	8363B	1	
Leaf Spring Bushing				
1959	Fixed End	K200917	4	
Leaf Spring Shackle Bushing				
1959		K200917	8	
5E5				
King Bolt Set				
1960	Two Wheel Drive (4x2), Type 1 With Forging Number On I-Beam, .8025" X 5.562", (Contains Metal Bushing)	8363B	1	
Leaf Spring Bushing				
1960	Fixed End	K200917	4	
Leaf Spring Shackle Bushing				
1960		K200917	8	
5E6 Champ				
King Bolt Set				
1960	Two Wheel Drive (4x2), Type 1 With Forging Number On I-Beam, .8025" X 5.562", (Contains Metal Bushing)	8363B	1	

(Cont.) 1/2 Ton-STUDEBAKER TRUCK**FRONT SUSPENSION (Cont.)**

Year	Model/Application	Part	P/C Qty	Figure
5E6 Champ				
Leaf Spring Bushing				
1960		Fixed End K200917	4	
Leaf Spring Shackle Bushing				
1960		K200917	8	
5E7 Champ				
King Bolt Set				
1960	Two Wheel Drive (4x2), Type 1 With Forging Number On I-Beam, .8025" X 5.562", (Contains Metal Bushing)	8363B	1	
Leaf Spring Bushing				
1960		Fixed End K200917	4	
Leaf Spring Shackle Bushing				
1960		K200917	8	
6E7 Champ				
King Bolt Set				
1961	Two Wheel Drive (4x2), Type 1 With Forging Number On I-Beam, .8025" X 5.562", (Contains Metal Bushing)	8363B	1	
Leaf Spring Bushing				
1961		Fixed End K200917	4	
Leaf Spring Shackle Bushing				
1961		K200917	8	
7E7 Champ				
King Bolt Set				
1962	Two Wheel Drive (4x2), Type 1 With Forging Number On I-Beam, .8025" X 5.562", (Contains Metal Bushing)	8363B	1	
Leaf Spring Bushing				
1962		Fixed End K200917	4	
Leaf Spring Shackle Bushing				
1962		K200917	8	
8E7 Champ				
King Bolt Set				
1964-1963	Two Wheel Drive (4x2), Type 1 With Forging Number On I-Beam, .8025" X 5.562", (Contains Metal Bushing)	8363B	1	
E5				
King Bolt Set				
1955	Type 1 With Forging Number On I-Beam, .8025" X 5.562", (Contains Metal Bushing)	8363B	1	
Leaf Spring Bushing				
1955		Fixed End K200917	4	
Leaf Spring Shackle Bushing				
1955		K200917	8	
E6				
King Bolt Set				
1955	Type 1 With Forging Number On I-Beam, .8025" X 5.562", (Contains Metal Bushing)	8363B	1	
Leaf Spring Bushing				
1955		Fixed End K200917	4	
Leaf Spring Shackle Bushing				
1955		K200917	8	
E7				
King Bolt Set				
1955	Type 1 With Forging Number On I-Beam, .8025" X 5.562", (Contains Metal Bushing)	8363B	1	
Leaf Spring Bushing				
1955		Fixed End K200917	4	
Leaf Spring Shackle Bushing				
1955		K200917	8	
M5 Coupe-Express				
Leaf Spring Bushing				
1948-1946		Fixed End K200919	4	

STUDEBAKER TRUCK-1/2 Ton (Cont.)

FRONT SUSPENSION (Cont.)

Year	Model/Application	Part	P/C Qty	Figure
M5 Coupe-Express				
Leaf Spring Bushing				
1942-1941	Fixed End	K200919	4	
Leaf Spring Shackle Bushing				
1948-1946	(Dome Head Bushing) (Flat Head Bushing)	K200917 K200919	8 8	
1942-1941	(Dome Head Bushing) (Flat Head Bushing)	K200917 K200919	8 8	

STEERING

Year	Model/Application	Part	P/C Qty	Figure
2E5 Transtar				
Tie Rod End				
1956	3.250" Length, .688" - 18 Threads, (Includes Sunoloy-Coated Metal Bearing To Combine Durability With Smooth Stud Swing) Left	ES262L ‡	1	
	3.250" Length, .688" - 18 Threads, (Includes Sunoloy-Coated Metal Bearing To Combine Durability With Smooth Stud Swing) Right	ES262R ‡	1	
2E6 Transtar				
Tie Rod End				
1956	3.250" Length, .688" - 18 Threads, (Includes Sunoloy-Coated Metal Bearing To Combine Durability With Smooth Stud Swing) Left	ES262L ‡	1	
	3.250" Length, .688" - 18 Threads, (Includes Sunoloy-Coated Metal Bearing To Combine Durability With Smooth Stud Swing) Right	ES262R ‡	1	
2E7				
Tie Rod End				
1956	3.250" Length, .688" - 18 Threads, (Includes Sunoloy-Coated Metal Bearing To Combine Durability With Smooth Stud Swing) Left	ES262L ‡	1	
	3.250" Length, .688" - 18 Threads, (Includes Sunoloy-Coated Metal Bearing To Combine Durability With Smooth Stud Swing) Right	ES262R ‡	1	
2R5				
Tie Rod End				
1953-1949	3.250" Length, .688" - 18 Threads, (Includes Sunoloy-Coated Metal Bearing To Combine Durability With Smooth Stud Swing) Left	ES262L ‡	1	
	3.250" Length, .688" - 18 Threads, (Includes Sunoloy-Coated Metal Bearing To Combine Durability With Smooth Stud Swing) Right	ES262R ‡	1	
2R6				
Tie Rod End				
1953-1950	3.250" Length, .688" - 18 Threads, (Includes Sunoloy-Coated Metal Bearing To Combine Durability With Smooth Stud Swing) Left	ES262L ‡	1	
	3.250" Length, .688" - 18 Threads, (Includes Sunoloy-Coated Metal Bearing To Combine Durability With Smooth Stud Swing) Right	ES262R ‡	1	
3E1 Scotsman				
Tie Rod End				
1958	Two Wheel Drive (4x2), 3.250" Length, .688" - 18 Threads, (Includes Sunoloy-Coated Metal Bearing To Combine Durability With Smooth Stud Swing) Left	ES262L ‡	1	
	Two Wheel Drive (4x2), 3.250" Length, .688" - 18 Threads, (Includes Sunoloy-Coated Metal Bearing To Combine Durability With Smooth Stud Swing) Right	ES262R ‡	1	
3E5 Transtar				
Tie Rod End				
1958-1957	Two Wheel Drive (4x2), 3.250" Length, .688" - 18 Threads, (Includes Sunoloy-Coated Metal Bearing To Combine Durability With Smooth Stud Swing) Left	ES262L ‡	1	
	Two Wheel Drive (4x2), 3.250" Length, .688" - 18 Threads, (Includes Sunoloy-Coated Metal Bearing To Combine Durability With Smooth Stud Swing) Right	ES262R ‡	1	
3E6				
Tie Rod End				
1958-1957	Two Wheel Drive (4x2), 3.250" Length, .688" - 18 Threads, (Includes Sunoloy-Coated Metal Bearing To Combine Durability With Smooth Stud Swing) Left	ES262L ‡	1	
	Two Wheel Drive (4x2), 3.250" Length, .688" - 18 Threads, (Includes Sunoloy-Coated Metal Bearing To Combine Durability With Smooth Stud Swing) Right	ES262R ‡	1	
3E7				
Tie Rod End				
1958-1957	Two Wheel Drive (4x2), 3.250" Length, .688" - 18 Threads, (Includes Sunoloy-Coated Metal Bearing To Combine Durability With Smooth Stud Swing) Left	ES262L ‡	1	
	Two Wheel Drive (4x2), 3.250" Length, .688" - 18 Threads, (Includes Sunoloy-Coated Metal Bearing To Combine Durability With Smooth Stud Swing) Right	ES262R ‡	1	

(Cont.) 1/2 Ton-STUDEBAKER TRUCK

STEERING (Cont.)				
Year	Model/Application	Part	P/C Qty	Figure
3R5				
Tie Rod End				
1954	3.250" Length, .688" - 18 Threads, (Includes Sunoloy-Coated Metal Bearing To Combine Durability With Smooth Stud Swing)	Left	ES262L ‡	1
	3.250" Length, .688" - 18 Threads, (Includes Sunoloy-Coated Metal Bearing To Combine Durability With Smooth Stud Swing)	Right	ES262R ‡	1
3R6				
Tie Rod End				
1954	3.250" Length, .688" - 18 Threads, (Includes Sunoloy-Coated Metal Bearing To Combine Durability With Smooth Stud Swing)	Left	ES262L ‡	1
	3.250" Length, .688" - 18 Threads, (Includes Sunoloy-Coated Metal Bearing To Combine Durability With Smooth Stud Swing)	Right	ES262R ‡	1
4E1				
Tie Rod End				
1959	Two Wheel Drive (4x2), 3.250" Length, .688" - 18 Threads, (Includes Sunoloy-Coated Metal Bearing To Combine Durability With Smooth Stud Swing)	Left	ES262L ‡	1
	Two Wheel Drive (4x2), 3.250" Length, .688" - 18 Threads, (Includes Sunoloy-Coated Metal Bearing To Combine Durability With Smooth Stud Swing)	Right	ES262R ‡	1
4E2 Scotsman				
Tie Rod End				
1959	Two Wheel Drive (4x2), 3.250" Length, .688" - 18 Threads, (Includes Sunoloy-Coated Metal Bearing To Combine Durability With Smooth Stud Swing)	Left	ES262L ‡	1
	Two Wheel Drive (4x2), 3.250" Length, .688" - 18 Threads, (Includes Sunoloy-Coated Metal Bearing To Combine Durability With Smooth Stud Swing)	Right	ES262R ‡	1
4E3 Scotsman				
Tie Rod End				
1959	Two Wheel Drive (4x2), 3.250" Length, .688" - 18 Threads, (Includes Sunoloy-Coated Metal Bearing To Combine Durability With Smooth Stud Swing)	Left	ES262L ‡	1
	Two Wheel Drive (4x2), 3.250" Length, .688" - 18 Threads, (Includes Sunoloy-Coated Metal Bearing To Combine Durability With Smooth Stud Swing)	Right	ES262R ‡	1
4E7 Deluxe				
Tie Rod End				
1959	Two Wheel Drive (4x2), 3.250" Length, .688" - 18 Threads, (Includes Sunoloy-Coated Metal Bearing To Combine Durability With Smooth Stud Swing)	Left	ES262L ‡	1
	Two Wheel Drive (4x2), 3.250" Length, .688" - 18 Threads, (Includes Sunoloy-Coated Metal Bearing To Combine Durability With Smooth Stud Swing)	Right	ES262R ‡	1
5E5				
Tie Rod End				
1960	Two Wheel Drive (4x2), 3.250" Length, .688" - 18 Threads, (Includes Sunoloy-Coated Metal Bearing To Combine Durability With Smooth Stud Swing)	Left	ES262L ‡	1
	Two Wheel Drive (4x2), 3.250" Length, .688" - 18 Threads, (Includes Sunoloy-Coated Metal Bearing To Combine Durability With Smooth Stud Swing)	Right	ES262R ‡	1
5E6 Champ				
Tie Rod End				
1960	Two Wheel Drive (4x2), 3.250" Length, .688" - 18 Threads, (Includes Sunoloy-Coated Metal Bearing To Combine Durability With Smooth Stud Swing)	Left	ES262L ‡	1
	Two Wheel Drive (4x2), 3.250" Length, .688" - 18 Threads, (Includes Sunoloy-Coated Metal Bearing To Combine Durability With Smooth Stud Swing)	Right	ES262R ‡	1
5E7 Champ				
Tie Rod End				
1960	Two Wheel Drive (4x2), 3.250" Length, .688" - 18 Threads, (Includes Sunoloy-Coated Metal Bearing To Combine Durability With Smooth Stud Swing)	Left	ES262L ‡	1
	Two Wheel Drive (4x2), 3.250" Length, .688" - 18 Threads, (Includes Sunoloy-Coated Metal Bearing To Combine Durability With Smooth Stud Swing)	Right	ES262R ‡	1
6E7 Champ				
Tie Rod End				
1961	Two Wheel Drive (4x2), 3.250" Length, .688" - 18 Threads, (Includes Sunoloy-Coated Metal Bearing To Combine Durability With Smooth Stud Swing)	Left	ES262L ‡	1
	Two Wheel Drive (4x2), 3.250" Length, .688" - 18 Threads, (Includes Sunoloy-Coated Metal Bearing To Combine Durability With Smooth Stud Swing)	Right	ES262R ‡	1
7E7 Champ				
Tie Rod End				
1962	Two Wheel Drive (4x2), 3.250" Length, .688" - 18 Threads, (Includes Sunoloy-Coated Metal Bearing To Combine Durability With Smooth Stud Swing)	Left	ES262L ‡	1

STUDEBAKER TRUCK-1/2 Ton (Cont.)

STEERING (Cont.)				
Year	Model/Application	Part	P/C Qty	Figure
7E7 Champ				
Tie Rod End				
1962 (Cont.)	Two Wheel Drive (4x2), 3.250" Length, .688" - 18 Threads, (Includes Sunoloy-Coated Metal Bearing To Combine Durability With Smooth Stud Swing)	Right ES262R ‡	1	
E5				
Tie Rod End				
1955	3.250" Length, .688" - 18 Threads, (Includes Sunoloy-Coated Metal Bearing To Combine Durability With Smooth Stud Swing)	Left ES262L ‡	1	
	3.250" Length, .688" - 18 Threads, (Includes Sunoloy-Coated Metal Bearing To Combine Durability With Smooth Stud Swing)	Right ES262R ‡	1	
E6				
Tie Rod End				
1955	3.250" Length, .688" - 18 Threads, (Includes Sunoloy-Coated Metal Bearing To Combine Durability With Smooth Stud Swing)	Left ES262L ‡	1	
	3.250" Length, .688" - 18 Threads, (Includes Sunoloy-Coated Metal Bearing To Combine Durability With Smooth Stud Swing)	Right ES262R ‡	1	
E7				
Tie Rod End				
1955	3.250" Length, .688" - 18 Threads, (Includes Sunoloy-Coated Metal Bearing To Combine Durability With Smooth Stud Swing)	Left ES262L ‡	1	
	3.250" Length, .688" - 18 Threads, (Includes Sunoloy-Coated Metal Bearing To Combine Durability With Smooth Stud Swing)	Right ES262R ‡	1	
M5 Coupe-Express				
Tie Rod End				
1948-1946	3.250" Length, .688" - 18 Threads, (Includes Sunoloy-Coated Metal Bearing To Combine Durability With Smooth Stud Swing)	Left ES262L ‡	1	
	3.250" Length, .688" - 18 Threads, (Includes Sunoloy-Coated Metal Bearing To Combine Durability With Smooth Stud Swing)	Right ES262R ‡	1	
1942-1941	3.250" Length, .688" - 18 Threads, (Includes Sunoloy-Coated Metal Bearing To Combine Durability With Smooth Stud Swing)	Left ES262L ‡	1	
	3.250" Length, .688" - 18 Threads, (Includes Sunoloy-Coated Metal Bearing To Combine Durability With Smooth Stud Swing)	Right ES262R ‡	1	
REAR SUSPENSION				
Year	Model/Application	Part	P/C Qty	Figure
2R5				
Leaf Spring Shackle Bushing				
1953-1949		K200917	8	
2R6				
Leaf Spring Shackle Bushing				
1953-1950		K200917	8	
M5 Coupe-Express				
Leaf Spring Bushing				
1948-1946		Fixed End K200919	4	
1942-1941		Fixed End K200919	4	
Leaf Spring Shackle Bushing				
1948-1946	(Dome Head Bushing)	K200917	8	
	(Flat Head Bushing)	K200919	8	
1942-1941	(Dome Head Bushing)	K200917	8	
	(Flat Head Bushing)	K200919	8	

STUDEBAKER TRUCK-3/4 Ton

FRONT SUSPENSION				
Year	Model/Application	Part	P/C Qty	Figure
2E11				
King Bolt Set				
1956	.8025" X 5.562", (Contains Metal Bushing)	8363B	1	
Leaf Spring Bushing				
1956		Fixed End K200917	4	

(Cont.) 3/4 Ton-STUDEBAKER TRUCK

FRONT SUSPENSION (Cont.)				
Year	Model/Application	Part	P/C Qty	Figure
2E11				
Leaf Spring Shackle Bushing				
1956		K200917	8	
2E12				
King Bolt Set				
1956	.8025" X 5.562", (Contains Metal Bushing)	8363B	1	
Leaf Spring Bushing				
1956		Fixed End K200917	4	
Leaf Spring Shackle Bushing				
1956		K200917	8	
2R10				
King Bolt Set				
1953-1949	.8025" X 5.562", (Contains Metal Bushing)	8363B	1	
Leaf Spring Bushing				
1953-1949		Fixed End K200917	4	
Leaf Spring Shackle Bushing				
1953-1949		K200917	8	
2R11				
King Bolt Set				
1953-1950	.8025" X 5.562", (Contains Metal Bushing)	8363B	1	
Leaf Spring Bushing				
1953-1950		Fixed End K200917	4	
Leaf Spring Shackle Bushing				
1953-1950		K200917	8	
3E11				
King Bolt Set				
1958-1957	.8025" X 5.562", (Contains Metal Bushing)	8363B	1	
Leaf Spring Bushing				
1958-1957		Fixed End K200917	4	
Leaf Spring Shackle Bushing				
1958-1957		K200917	8	
3E12				
King Bolt Set				
1958-1957	.8025" X 5.562", (Contains Metal Bushing)	8363B	1	
Leaf Spring Bushing				
1958-1957		Fixed End K200917	4	
Leaf Spring Shackle Bushing				
1958-1957		K200917	8	
3E13				
Leaf Spring Bushing				
1958	Four Wheel Drive (4X4)	Fixed End K200917	4	
Leaf Spring Shackle Bushing				
1958	Four Wheel Drive (4X4)	K200917	8	
3R10				
King Bolt Set				
1954	.8025" X 5.562", (Contains Metal Bushing)	8363B	1	
Leaf Spring Bushing				
1954		Fixed End K200917	4	
Leaf Spring Shackle Bushing				
1954		K200917	8	
3R11				
King Bolt Set				
1954	.8025" X 5.562", (Contains Metal Bushing)	8363B	1	
Leaf Spring Bushing				
1954		Fixed End K200917	4	

STUDEBAKER TRUCK-3/4 Ton (Cont.)

FRONT SUSPENSION (Cont.)

Year	Model/Application	Part	P/C Qty	Figure
3R11				
Leaf Spring Shackle Bushing				
1954		K200917	8	
4E11 Transtar				
Leaf Spring Bushing				
1959	Fixed End	K200917	4	
Leaf Spring Shackle Bushing				
1959		K200917	8	
4E12 Deluxe				
Leaf Spring Bushing				
1959	Fixed End	K200917	4	
Leaf Spring Shackle Bushing				
1959		K200917	8	
4E13 Deluxe				
Leaf Spring Bushing				
1959	Four Wheel Drive (4X4) Fixed End	K200917	4	
Leaf Spring Shackle Bushing				
1959	Four Wheel Drive (4X4)	K200917	8	
5E11 Champ				
Leaf Spring Bushing				
1960	Fixed End	K200917	4	
Leaf Spring Shackle Bushing				
1960		K200917	8	
5E12 Champ				
Leaf Spring Bushing				
1960	Fixed End	K200917	4	
Leaf Spring Shackle Bushing				
1960		K200917	8	
5E13 Transtar				
Leaf Spring Bushing				
1960	Four Wheel Drive (4X4) Fixed End	K200917	4	
Leaf Spring Shackle Bushing				
1960	Four Wheel Drive (4X4)	K200917	8	
6E12 Champ				
Leaf Spring Bushing				
1961	Fixed End	K200917	4	
Leaf Spring Shackle Bushing				
1961		K200917	8	
6E13 Transtar				
Leaf Spring Bushing				
1961	Four Wheel Drive (4X4) Fixed End	K200917	4	
Leaf Spring Shackle Bushing				
1961	Four Wheel Drive (4X4)	K200917	8	
7E12 Champ				
Leaf Spring Bushing				
1962	Fixed End	K200917	4	
Leaf Spring Shackle Bushing				
1962		K200917	8	
7E13 Transtar				
Leaf Spring Bushing				
1962	Four Wheel Drive (4X4) Fixed End	K200917	4	
Leaf Spring Shackle Bushing				
1962	Four Wheel Drive (4X4)	K200917	8	

(Cont.) 3/4 Ton-STUDEBAKER TRUCK

FRONT SUSPENSION (Cont.)				
Year	Model/Application	Part	P/C Qty	Figure
8E12 Champ				
Leaf Spring Bushing				
1963	Fixed End	K200917	4	
Leaf Spring Shackle Bushing				
1964-1963		K200917	8	
8E13 Transtar				
Leaf Spring Bushing				
1963	Four Wheel Drive (4X4) Fixed End	K200917	4	
Leaf Spring Shackle Bushing				
1964-1963	Four Wheel Drive (4X4)	K200917	8	
E10				
King Bolt Set				
1955	.8025" X 5.562", (Contains Metal Bushing)	8363B	1	
Leaf Spring Bushing				
1955	Fixed End	K200917	4	
Leaf Spring Shackle Bushing				
1955		K200917	8	
E11 Transtar				
King Bolt Set				
1955	.8025" X 5.562", (Contains Metal Bushing)	8363B	1	
Leaf Spring Bushing				
1955	Fixed End	K200917	4	
Leaf Spring Shackle Bushing				
1955		K200917	8	
STEERING				
Year	Model/Application	Part	P/C Qty	Figure
2E11				
Tie Rod End				
1956	3.250" Length, .688" - 18 Threads, (Includes Sunoloy-Coated Metal Bearing To Combine Durability With Smooth Stud Swing) Left	ES262L ‡	1	
	3.250" Length, .688" - 18 Threads, (Includes Sunoloy-Coated Metal Bearing To Combine Durability With Smooth Stud Swing) Right	ES262R ‡	1	
2E12				
Tie Rod End				
1956	3.250" Length, .688" - 18 Threads, (Includes Sunoloy-Coated Metal Bearing To Combine Durability With Smooth Stud Swing) Left	ES262L ‡	1	
	3.250" Length, .688" - 18 Threads, (Includes Sunoloy-Coated Metal Bearing To Combine Durability With Smooth Stud Swing) Right	ES262R ‡	1	
2E13 Transtar				
Tie Rod End				
1956	3.250" Length, .688" - 18 Threads, (Includes Sunoloy-Coated Metal Bearing To Combine Durability With Smooth Stud Swing) Left	ES262L ‡	1	
	3.250" Length, .688" - 18 Threads, (Includes Sunoloy-Coated Metal Bearing To Combine Durability With Smooth Stud Swing) Right	ES262R ‡	1	
2R10				
Tie Rod End				
1953-1949	3.250" Length, .688" - 18 Threads, (Includes Sunoloy-Coated Metal Bearing To Combine Durability With Smooth Stud Swing) Left	ES262L ‡	1	
	3.250" Length, .688" - 18 Threads, (Includes Sunoloy-Coated Metal Bearing To Combine Durability With Smooth Stud Swing) Right	ES262R ‡	1	
2R11				
Tie Rod End				
1953-1950	3.250" Length, .688" - 18 Threads, (Includes Sunoloy-Coated Metal Bearing To Combine Durability With Smooth Stud Swing) Left	ES262L ‡	1	
	3.250" Length, .688" - 18 Threads, (Includes Sunoloy-Coated Metal Bearing To Combine Durability With Smooth Stud Swing) Right	ES262R ‡	1	
3E11				
Tie Rod End				
1958-1957	Two Wheel Drive (4x2), 3.250" Length, .688" - 18 Threads, (Includes Sunoloy-Coated Metal Bearing To Combine Durability With Smooth Stud Swing) Left	ES262L ‡	1	

STUDEBAKER TRUCK-3/4 Ton (Cont.)

STEERING (Cont.)

Year	Model/Application	Part	P/C Qty	Figure
3E11				
Tie Rod End				
1958-1957 (Cont.)	Two Wheel Drive (4x2), 3.250" Length, .688" - 18 Threads, (Includes Sunoloy-Coated Metal Bearing To Combine Durability With Smooth Stud Swing)	Right ES262R ‡	1	
3E12				
Tie Rod End				
1958-1957	Two Wheel Drive (4x2), 3.250" Length, .688" - 18 Threads, (Includes Sunoloy-Coated Metal Bearing To Combine Durability With Smooth Stud Swing)	Left ES262L ‡	1	
	Two Wheel Drive (4x2), 3.250" Length, .688" - 18 Threads, (Includes Sunoloy-Coated Metal Bearing To Combine Durability With Smooth Stud Swing)	Right ES262R ‡	1	
3E13				
Tie Rod End				
1958-1957	Two Wheel Drive (4x2), 3.250" Length, .688" - 18 Threads, (Includes Sunoloy-Coated Metal Bearing To Combine Durability With Smooth Stud Swing)	Left ES262L ‡	1	
	Two Wheel Drive (4x2), 3.250" Length, .688" - 18 Threads, (Includes Sunoloy-Coated Metal Bearing To Combine Durability With Smooth Stud Swing)	Right ES262R ‡	1	
3R10				
Tie Rod End				
1954	3.250" Length, .688" - 18 Threads, (Includes Sunoloy-Coated Metal Bearing To Combine Durability With Smooth Stud Swing)	Left ES262L ‡	1	
	3.250" Length, .688" - 18 Threads, (Includes Sunoloy-Coated Metal Bearing To Combine Durability With Smooth Stud Swing)	Right ES262R ‡	1	
3R11				
Tie Rod End				
1954	3.250" Length, .688" - 18 Threads, (Includes Sunoloy-Coated Metal Bearing To Combine Durability With Smooth Stud Swing)	Left ES262L ‡	1	
	3.250" Length, .688" - 18 Threads, (Includes Sunoloy-Coated Metal Bearing To Combine Durability With Smooth Stud Swing)	Right ES262R ‡	1	
4E11 Transtar				
Tie Rod End				
1959	Two Wheel Drive (4x2), 3.250" Length, .688" - 18 Threads, (Includes Sunoloy-Coated Metal Bearing To Combine Durability With Smooth Stud Swing)	Left ES262L ‡	1	
	Two Wheel Drive (4x2), 3.250" Length, .688" - 18 Threads, (Includes Sunoloy-Coated Metal Bearing To Combine Durability With Smooth Stud Swing)	Right ES262R ‡	1	
4E12 Deluxe				
Tie Rod End				
1959	Two Wheel Drive (4x2), 3.250" Length, .688" - 18 Threads, (Includes Sunoloy-Coated Metal Bearing To Combine Durability With Smooth Stud Swing)	Left ES262L ‡	1	
	Two Wheel Drive (4x2), 3.250" Length, .688" - 18 Threads, (Includes Sunoloy-Coated Metal Bearing To Combine Durability With Smooth Stud Swing)	Right ES262R ‡	1	
4E13 Deluxe				
Tie Rod End				
1959	Two Wheel Drive (4x2), 3.250" Length, .688" - 18 Threads, (Includes Sunoloy-Coated Metal Bearing To Combine Durability With Smooth Stud Swing)	Left ES262L ‡	1	
	Two Wheel Drive (4x2), 3.250" Length, .688" - 18 Threads, (Includes Sunoloy-Coated Metal Bearing To Combine Durability With Smooth Stud Swing)	Right ES262R ‡	1	
5E11 Champ				
Tie Rod End				
1960	Two Wheel Drive (4x2), 3.250" Length, .688" - 18 Threads, (Includes Sunoloy-Coated Metal Bearing To Combine Durability With Smooth Stud Swing)	Left ES262L ‡	1	
	Two Wheel Drive (4x2), 3.250" Length, .688" - 18 Threads, (Includes Sunoloy-Coated Metal Bearing To Combine Durability With Smooth Stud Swing)	Right ES262R ‡	1	
5E12 Champ				
Tie Rod End				
1960	Two Wheel Drive (4x2), 3.250" Length, .688" - 18 Threads, (Includes Sunoloy-Coated Metal Bearing To Combine Durability With Smooth Stud Swing)	Left ES262L ‡	1	
	Two Wheel Drive (4x2), 3.250" Length, .688" - 18 Threads, (Includes Sunoloy-Coated Metal Bearing To Combine Durability With Smooth Stud Swing)	Right ES262R ‡	1	
5E13 Transtar				
Tie Rod End				
1960	Two Wheel Drive (4x2), 3.250" Length, .688" - 18 Threads, (Includes Sunoloy-Coated Metal Bearing To Combine Durability With Smooth Stud Swing)	Left ES262L ‡	1	
	Two Wheel Drive (4x2), 3.250" Length, .688" - 18 Threads, (Includes Sunoloy-Coated Metal Bearing To Combine Durability With Smooth Stud Swing)	Right ES262R ‡	1	

(Cont.) 3/4 Ton-STUDEBAKER TRUCK

STEERING (Cont.)				
Year	Model/Application	Part	P/C Qty	Figure
6E12 Champ				
Tie Rod End				
1961	Two Wheel Drive (4x2), 3.250" Length, .688" - 18 Threads, (Includes Sunoloy-Coated Metal Bearing To Combine Durability With Smooth Stud Swing)	Left ES262L ‡	1	
	Two Wheel Drive (4x2), 3.250" Length, .688" - 18 Threads, (Includes Sunoloy-Coated Metal Bearing To Combine Durability With Smooth Stud Swing)	Right ES262R ‡	1	
6E13 Transtar				
Tie Rod End				
1961	Two Wheel Drive (4x2), 3.250" Length, .688" - 18 Threads, (Includes Sunoloy-Coated Metal Bearing To Combine Durability With Smooth Stud Swing)	Left ES262L ‡	1	
	Two Wheel Drive (4x2), 3.250" Length, .688" - 18 Threads, (Includes Sunoloy-Coated Metal Bearing To Combine Durability With Smooth Stud Swing)	Right ES262R ‡	1	
7E12 Champ				
Tie Rod End				
1962	Two Wheel Drive (4x2), 3.250" Length, .688" - 18 Threads, (Includes Sunoloy-Coated Metal Bearing To Combine Durability With Smooth Stud Swing)	Left ES262L ‡	1	
7E13 Transtar				
Tie Rod End				
1962	Two Wheel Drive (4x2), 3.250" Length, .688" - 18 Threads, (Includes Sunoloy-Coated Metal Bearing To Combine Durability With Smooth Stud Swing)	Left ES262L ‡	1	
	Two Wheel Drive (4x2), 3.250" Length, .688" - 18 Threads, (Includes Sunoloy-Coated Metal Bearing To Combine Durability With Smooth Stud Swing)	Right ES262R ‡	1	
8E12 Champ				
Tie Rod End				
1964-1963	Two Wheel Drive (4x2), 3.250" Length, .688" - 18 Threads, (Includes Sunoloy-Coated Metal Bearing To Combine Durability With Smooth Stud Swing)	Left ES262L ‡	1	
	Two Wheel Drive (4x2), 3.250" Length, .688" - 18 Threads, (Includes Sunoloy-Coated Metal Bearing To Combine Durability With Smooth Stud Swing)	Right ES262R ‡	1	
8E13 Transtar				
Tie Rod End				
1964-1963	Two Wheel Drive (4x2), 3.250" Length, .688" - 18 Threads, (Includes Sunoloy-Coated Metal Bearing To Combine Durability With Smooth Stud Swing)	Left ES262L ‡	1	
	Two Wheel Drive (4x2), 3.250" Length, .688" - 18 Threads, (Includes Sunoloy-Coated Metal Bearing To Combine Durability With Smooth Stud Swing)	Right ES262R ‡	1	
E10				
Tie Rod End				
1955	3.250" Length, .688" - 18 Threads, (Includes Sunoloy-Coated Metal Bearing To Combine Durability With Smooth Stud Swing)	Left ES262L ‡	1	
	3.250" Length, .688" - 18 Threads, (Includes Sunoloy-Coated Metal Bearing To Combine Durability With Smooth Stud Swing)	Right ES262R ‡	1	
E11 Transtar				
Tie Rod End				
1955	3.250" Length, .688" - 18 Threads, (Includes Sunoloy-Coated Metal Bearing To Combine Durability With Smooth Stud Swing)	Left ES262L ‡	1	
	3.250" Length, .688" - 18 Threads, (Includes Sunoloy-Coated Metal Bearing To Combine Durability With Smooth Stud Swing)	Right ES262R ‡	1	

1 Ton-STUDEBAKER TRUCK

FRONT SUSPENSION				
Year	Model/Application	Part	P/C Qty	Figure
3E14				
Leaf Spring Bushing				
1958	Four Wheel Drive (4X4)	Fixed End K200917	4	
Leaf Spring Shackle Bushing				
1958	Four Wheel Drive (4X4)	K200917	8	
4E14 Transtar				
Leaf Spring Bushing				
1959	Four Wheel Drive (4X4)	Fixed End K200917	4	
Leaf Spring Shackle Bushing				
1959	Four Wheel Drive (4X4)	K200917	8	

STUDEBAKER TRUCK-1 Ton (Cont.)

FRONT SUSPENSION (Cont.)

Year	Model/Application	Part	P/C Qty	Figure
5E14 Transtar				
Leaf Spring Bushing				
1960	Four Wheel Drive (4X4) Fixed End	K200917	4	
Leaf Spring Shackle Bushing				
1960	Four Wheel Drive (4X4)	K200917	8	
E12				
King Bolt Set				
1955	.8025" X 5.562", (Contains Metal Bushing)	8363B	1	
Leaf Spring Bushing				
1955	Fixed End	K200917	4	
Leaf Spring Shackle Bushing				
1955		K200917	8	
STEERING				
Year	Model/Application	Part	P/C Qty	Figure
2E14 Transtar				
Tie Rod End				
1956	3.250" Length, .688" - 18 Threads, (Includes Sunoloy-Coated Metal Bearing To Combine Durability With Smooth Stud Swing) Left	ES262L ‡	1	
	3.250" Length, .688" - 18 Threads, (Includes Sunoloy-Coated Metal Bearing To Combine Durability With Smooth Stud Swing) Right	ES262R ‡	1	
3E14				
Tie Rod End				
1958-1957	Two Wheel Drive (4x2), 3.250" Length, .688" - 18 Threads, (Includes Sunoloy-Coated Metal Bearing To Combine Durability With Smooth Stud Swing) Left	ES262L ‡	1	
	Two Wheel Drive (4x2), 3.250" Length, .688" - 18 Threads, (Includes Sunoloy-Coated Metal Bearing To Combine Durability With Smooth Stud Swing) Right	ES262R ‡	1	
4E14 Transtar				
Tie Rod End				
1959	Two Wheel Drive (4x2), 3.250" Length, .688" - 18 Threads, (Includes Sunoloy-Coated Metal Bearing To Combine Durability With Smooth Stud Swing) Left	ES262L ‡	1	
	Two Wheel Drive (4x2), 3.250" Length, .688" - 18 Threads, (Includes Sunoloy-Coated Metal Bearing To Combine Durability With Smooth Stud Swing) Right	ES262R ‡	1	
5E14 Transtar				
Tie Rod End				
1960	Two Wheel Drive (4x2), 3.250" Length, .688" - 18 Threads, (Includes Sunoloy-Coated Metal Bearing To Combine Durability With Smooth Stud Swing) Left	ES262L ‡	1	
	Two Wheel Drive (4x2), 3.250" Length, .688" - 18 Threads, (Includes Sunoloy-Coated Metal Bearing To Combine Durability With Smooth Stud Swing) Right	ES262R ‡	1	
E12				
Tie Rod End				
1955	3.250" Length, .688" - 18 Threads, (Includes Sunoloy-Coated Metal Bearing To Combine Durability With Smooth Stud Swing) Left	ES262L ‡	1	
	3.250" Length, .688" - 18 Threads, (Includes Sunoloy-Coated Metal Bearing To Combine Durability With Smooth Stud Swing) Right	ES262R ‡	1	
E13				
Tie Rod End				
1955	3.250" Length, .688" - 18 Threads, (Includes Sunoloy-Coated Metal Bearing To Combine Durability With Smooth Stud Swing) Left	ES262L ‡	1	
	3.250" Length, .688" - 18 Threads, (Includes Sunoloy-Coated Metal Bearing To Combine Durability With Smooth Stud Swing) Right	ES262R ‡	1	
E14				
Tie Rod End				
1955	3.250" Length, .688" - 18 Threads, (Includes Sunoloy-Coated Metal Bearing To Combine Durability With Smooth Stud Swing) Left	ES262L ‡	1	
	3.250" Length, .688" - 18 Threads, (Includes Sunoloy-Coated Metal Bearing To Combine Durability With Smooth Stud Swing) Right	ES262R ‡	1	

2E16-STUDEBAKER TRUCK

STEERING				
Year	Model/Application	Part	P/C Qty	Figure
Tie Rod End				
1956	3.250" Length, .688" - 18 Threads, (Includes Sunoloy-Coated Metal Bearing To Combine Durability With Smooth Stud Swing)	Left	ES262L ‡	1
	3.250" Length, .688" - 18 Threads, (Includes Sunoloy-Coated Metal Bearing To Combine Durability With Smooth Stud Swing)	Right	ES262R ‡	1

2E17-STUDEBAKER TRUCK

STEERING				
Year	Model/Application	Part	P/C Qty	Figure
Tie Rod End				
1956	3.250" Length, .688" - 18 Threads, (Includes Sunoloy-Coated Metal Bearing To Combine Durability With Smooth Stud Swing)	Left	ES262L ‡	1
	3.250" Length, .688" - 18 Threads, (Includes Sunoloy-Coated Metal Bearing To Combine Durability With Smooth Stud Swing)	Right	ES262R ‡	1

2R16-STUDEBAKER TRUCK

FRONT SUSPENSION				
Year	Model/Application	Part	P/C Qty	Figure
King Bolt Set				
1953-1949	1.109" Pin Diameter, 6.812" Length, (Contains Metal Bushing)	8336B	1	

3E16-STUDEBAKER TRUCK

FRONT SUSPENSION				
Year	Model/Application	Part	P/C Qty	Figure
Leaf Spring Bushing				
1958	Four Wheel Drive (4X4)	Fixed End	K200917	4
Leaf Spring Shackle Bushing				
1958	Four Wheel Drive (4X4)		K200917	8
STEERING				
Year	Model/Application	Part	P/C Qty	Figure
Tie Rod End				
1958-1957	Two Wheel Drive (4x2), 3.250" Length, .688" - 18 Threads, (Includes Sunoloy-Coated Metal Bearing To Combine Durability With Smooth Stud Swing)	Left	ES262L ‡	1
	Two Wheel Drive (4x2), 3.250" Length, .688" - 18 Threads, (Includes Sunoloy-Coated Metal Bearing To Combine Durability With Smooth Stud Swing)	Right	ES262R ‡	1

3E17-STUDEBAKER TRUCK

FRONT SUSPENSION				
Year	Model/Application	Part	P/C Qty	Figure
Leaf Spring Bushing				
1958	Four Wheel Drive (4X4)	Fixed End	K200917	4
Leaf Spring Shackle Bushing				
1958	Four Wheel Drive (4X4)		K200917	8
STEERING				
Year	Model/Application	Part	P/C Qty	Figure
Tie Rod End				
1958-1957	Two Wheel Drive (4x2), 3.250" Length, .688" - 18 Threads, (Includes Sunoloy-Coated Metal Bearing To Combine Durability With Smooth Stud Swing)	Left	ES262L ‡	1
	Two Wheel Drive (4x2), 3.250" Length, .688" - 18 Threads, (Includes Sunoloy-Coated Metal Bearing To Combine Durability With Smooth Stud Swing)	Right	ES262R ‡	1

STUDEBAKER TRUCK-3R16

FRONT SUSPENSION

Year	Model/Application	Part	P/C Qty	Figure
King Bolt Set				
1954	1.109" Pin Diameter, 6.812" Length, (Contains Metal Bushing)	8336B	1	

STUDEBAKER TRUCK-4E16 Transtar

FRONT SUSPENSION

Year	Model/Application	Part	P/C Qty	Figure
Leaf Spring Bushing				
1959	Four Wheel Drive (4X4) Fixed End	K200917	4	
Leaf Spring Shackle Bushing				
1959	Four Wheel Drive (4X4)	K200917	8	

STEERING

Year	Model/Application	Part	P/C Qty	Figure
Tie Rod End				
1959	Two Wheel Drive (4x2), 3.250" Length, .688" - 18 Threads, (Includes Sunoloy-Coated Metal Bearing To Combine Durability With Smooth Stud Swing)	Left ES262L ‡	1	
		Right ES262R ‡	1	

STUDEBAKER TRUCK-E16

FRONT SUSPENSION

Year	Model/Application	Part	P/C Qty	Figure
King Bolt Set				
1955	From Serial Number S And Above, 1.109" Pin Diameter, 6.812" Length, (Contains Metal Bushing)	8336B	1	

STUDEBAKER TRUCK-E17

FRONT SUSPENSION

Year	Model/Application	Part	P/C Qty	Figure
King Bolt Set				
1955	1.109" Pin Diameter, 6.812" Length, (Contains Metal Bushing)	8336B	1	

STUDEBAKER TRUCK-E28

FRONT SUSPENSION

Year	Model/Application	Part	P/C Qty	Figure
King Bolt Set				
1955	Thru Serial Number 1274, 1.109" Pin Diameter, 6.812" Length, (Contains Metal Bushing)	8336B	1	

STUDEBAKER TRUCK-E38

FRONT SUSPENSION

Year	Model/Application	Part	P/C Qty	Figure
King Bolt Set				
1955	Thru Serial Number 1274, 1.109" Pin Diameter, 6.812" Length, (Contains Metal Bushing)	8336B	1	

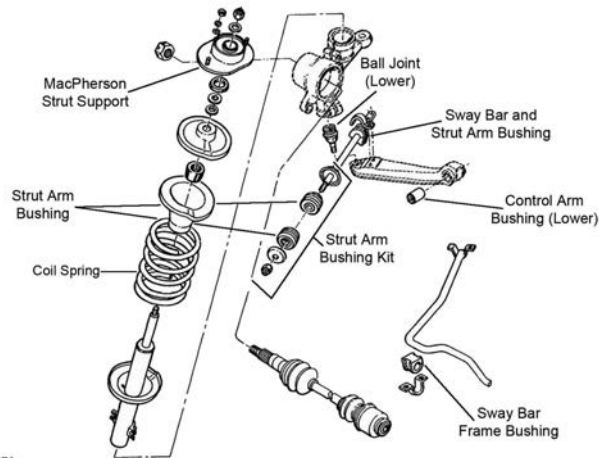
STUDEBAKER TRUCK-M16

FRONT SUSPENSION

Year	Model/Application	Part	P/C Qty	Figure
King Bolt Set				
1948-1941	1.109" Pin Diameter, 6.812" Length, (Contains Metal Bushing)	8336B	1	

Brat-SUBARU TRUCK

FRONT SUSPENSION



F179

Year	Model/Application	Part	P/C Qty	Figure
Ball Joint				
1981-1978	Lower	K9093	2	F179
Strut Mount				
1987-1983	(Contains Bearing)	K9563	2	
Strut Rod Bushing				
1983-1978		K201017	2	F179
Sway Bar Bushing				
1983-1978	To Frame	K201054	1	F179
STEERING				
Year	Model/Application	Part	P/C Qty	Figure
Tie Rod End				
1988-1982	(Full Ball Stud Provides 360 Degrees Of Smooth Rotation)	Inner	EV177 ‡	2

Samurai-SUZUKI TRUCK

STEERING

Year	Model/Application	Part	P/C Qty	Figure
Tie Rod End				
1990-1986	Left Outer, Steering Arm To Steering Arm	ES3045RL	1	

Sidekick-SUZUKI TRUCK

FRONT SUSPENSION

Year	Model/Application	Part	P/C Qty	Figure
Ball Joint				
1990-1989	Lower	K9739	2	
Control Arm				
1990-1989	(R-Series) (R-Series)	Left Lower Right Lower	RK640421 RK640422	1 1
Control Arm Bushing Set				
1990-1989	(Contains Front And Rear Bushings)	Lower	K9870	2
Strut Mount				
1990-1989	(Bearing Not Included)		K9730	2
Sway Bar Bushing				
1990-1989	To Frame	K90012	1	
Sway Bar Link				
1990-1989	(Powdered Metal Gusher Brg. For Better Lubrication)		K750201 ‡	2
Sway Bar Repair Kit				
1990-1989			K90128	2

SUZUKI TRUCK-Sidekick (Cont.)

STEERING				
Year	Model/Application	Part	P/C Qty	Figure
Idler Arm Bushing				
1990-1989		K9871	1	
Tie Rod Adjusting Sleeve				
1990-1989		ES2900S	2	
Tie Rod End				
1990-1989	340mm Long Inner Tie Rod Ends, (Inner And Outer Tie Rod Ends Need To Be Replaced In Pairs)	Inner ES3347RL	2	
	90mm Long Outer Tie Rod Ends, (Inner And Outer Tie Rod Ends Need To Be Replaced In Pairs)	Outer ES3045RL	2	
REAR SUSPENSION				
Year	Model/Application	Part	P/C Qty	Figure
Control Arm				
1990-1989	(R-Series)	Left Lower	RK641734	1
	(R-Series)	Right Lower	RK641733	1
Control Arm Bushing				
1990-1989		Upper	K200076	2
Control Arm with Ball Joint				
1990-1989	(Contains Bushing)	Upper	CK620268	2
	(R-Series)	Upper	RK620268	2

THOMAS BUILT BUSES-Saf-T-Liner ER

FRONT SUSPENSION				
Year	Model/Application	Part	P/C Qty	Figure
King Bolt Set				
1990-1978	13,200 lb. (FF932) Axle, 1.794" Pin Diameter, 10.392" Length, (Contains Metal Bushing, Two Keyways)	8590B	1	
	13,200 lb. (FF932) Axle, 10.39" Length, 1.790" Pin Diameter, (Contains Composite Bushing, Two Keyways)	80063C	1	
	14,600 lb. (FG931, FG933, FG941, FG943) Axle, 10.39" Length, 1.790" Pin Diameter, (Contains Metal Bushing, Two Keyways)	8611B	1	
STEERING				
Year	Model/Application	Part	P/C Qty	Figure
Tie Rod End				
1990-1978	13,200 lb. (FF932, FG931, FG933, FG941, FG943) Axle, 14,600 lb. (FF932, FG931, FG933, FG941, FG943) Axle, 5.440" Length, 1.125" - 12 Threads, (Greaseable Socket Reduces Corrosion/Wear)	Left ES423L ‡	1	
	13,200 lb. (FF932, FG931, FG933, FG941, FG943) Axle, 14,600 lb. (FF932, FG931, FG933, FG941, FG943) Axle, 5.440" Length, 1.125" - 12 Threads, (Greaseable Socket Reduces Corrosion/Wear)	Right ES423R ‡	1	

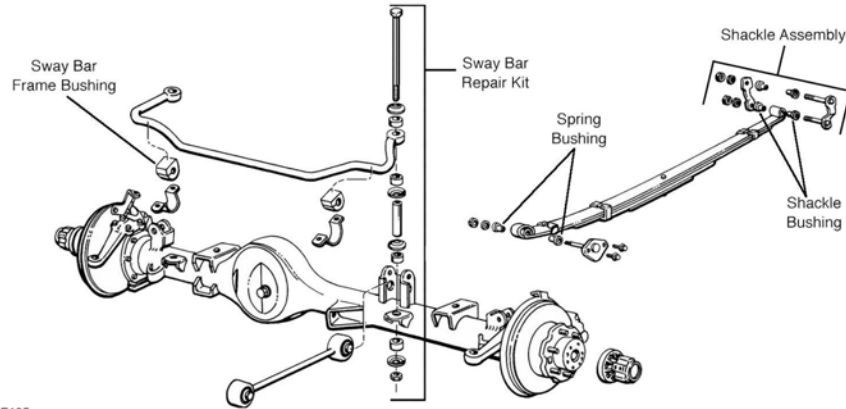
THOMAS BUILT BUSES-Saf-T-Liner FS65

STEERING				
Year	Model/Application	Part	P/C Qty	Figure
Tie Rod End				
1990-1972	13,200 lb. (FF932) Axle, 14,600 lb. (FG931, FG933, FG941, FG943) Axle, 5.440" Length, 1.125" - 12 Threads, (Greaseable Socket Reduces Corrosion/Wear)	Left ES423L ‡	1	
	13,200 lb. (FF932) Axle, 14,600 lb. (FG931, FG933, FG941, FG943) Axle, 5.440" Length, 1.125" - 12 Threads, (Greaseable Socket Reduces Corrosion/Wear)	Right ES423R ‡	1	

THOMAS BUILT BUSES-Vista

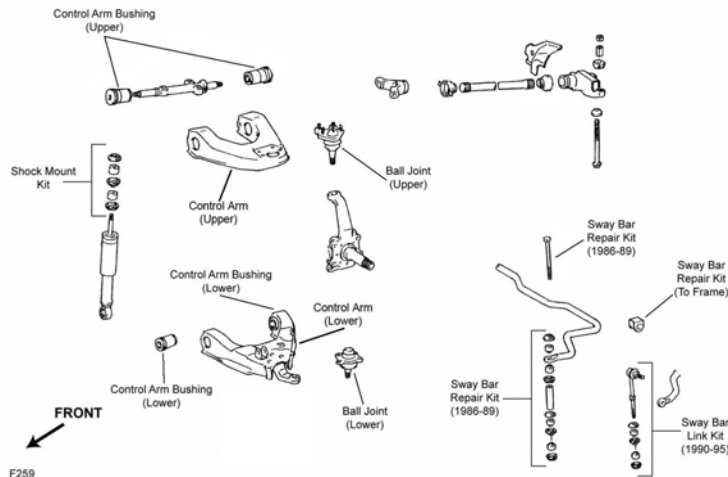
STEERING				
Year	Model/Application	Part	P/C Qty	Figure
Drag Link Assembly				
1990-1989	6,000 lb. Axle, 7,000 lb. Axle, 8,000 lb. Axle, 10,000 lb. Axle, 17.47" Center To Center	DS1215	1	
	6,000 lb. Axle, 7,000 lb. Axle, 8,000 lb. Axle, 10,000 lb. Axle, 17.68" Center To Center	DS1214	1	
Tie Rod End				
1990-1989	6,000 lb. Axle, 7,000 lb. Axle, 8,000 lb. Axle, 10,000 lb. Axle, 9.180" Length, 1.125" - 12 Threads, (Greaseable Socket Reduces Corrosion/Wear)	Left ES411L ‡	1	
	6,000 lb. Axle, 7,000 lb. Axle, 8,000 lb. Axle, 10,000 lb. Axle, 9.180" Length, 1.125" - 12 Threads, (Greaseable Socket Reduces Corrosion/Wear)	Right ES411R ‡	1	

FRONT SUSPENSION



F185

F185



F259

F259

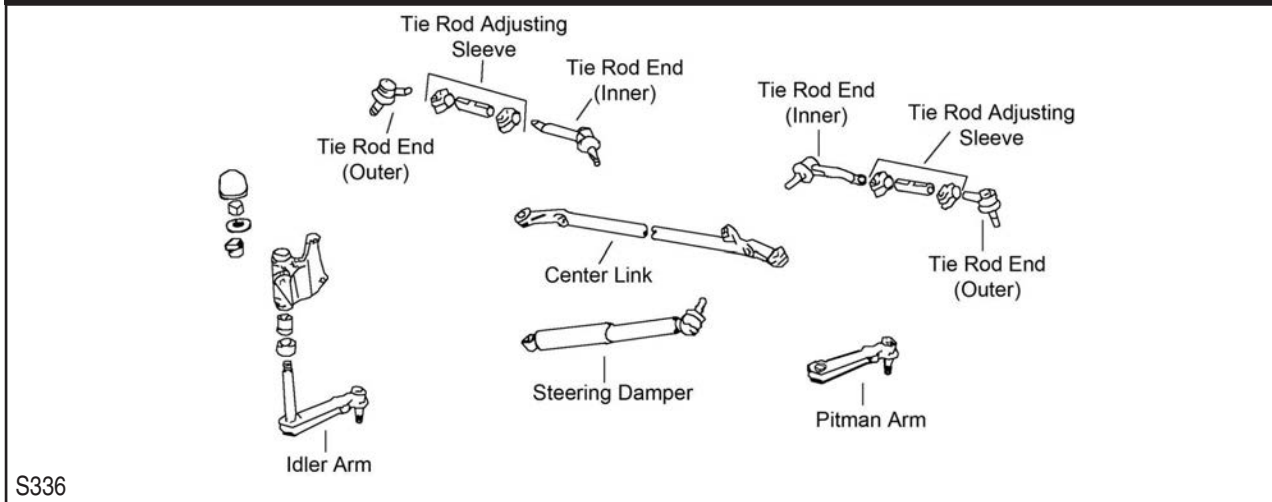
Year	Model/Application	Part	P/C Qty	Figure
Ball Joint				
1990	(Powdered Metal Gusher Brg. For Better Lubrication)	Lower	K9519 ‡	2 F259
1990-1986	(Full Ball Stud Provides 360 Degrees Of Smooth Rotation)	Upper	K9482 ‡	2 F259
1989	From 4/89, (Powdered Metal Gusher Brg. For Better Lubrication)	Lower	K9519 ‡	2 F259
	Thru 3/89, (Powdered Metal Gusher Brg. For Better Lubrication)	Lower	K9587 ‡	2 F259
1988-1986	(Powdered Metal Gusher Brg. For Better Lubrication)	Lower	K9587 ‡	2 F259
Control Arm Bushing				
1990	(High Quality Elastomer For Durability And Performance)	Lower	K200122 ‡	4 F259
1989	From 4/89, (High Quality Elastomer For Durability And Performance)	Lower	K200122 ‡	4 F259
	Thru 3/89, (Contains Front And Rear Bushings)	Lower	K90031	2 F259
1988-1986	(Contains Front And Rear Bushings)	Lower	K90031	2 F259
Control Arm Bushing Set				
1990	(Contains Front And Rear Bushings)	Upper	K90054	2 F259
1989	From 4/89, (Contains Front And Rear Bushings)	Upper	K90054	2 F259
1988-1986	(Contains Front And Rear Bushings)	Upper	K9548	2 F259
Control Arm with Ball Joint				
1990-1986	(Contains Bushings, R-Series)	Left Upper	RK620681	1 F259
	(Contains Bushings, R-Series)	Right Upper	RK620680	1 F259
Sway Bar Bushing				
1990	Four Wheel Drive (4X4), 15" Wheels	To Frame	K90533	1 F259
	Four Wheel Drive (4X4), Except 15" Wheels	To Frame	K90531	1 F259
	Two Wheel Drive (4x2)	To Frame	K90531	1 F259
1989		To Frame	K90533	1 F259
1988-1986		To Frame	K9245	1 F259
1985-1984		To Frame	K9258	1 F185
Sway Bar Link				
1990	Four Wheel Drive (4X4), (Link With 1 Stud, Full Ball Stud Provides 360 Degrees Of Smooth Rotation)		K80565 ‡	2 F259

TOYOTA TRUCK-4 Runner (Cont.)

FRONT SUSPENSION (Cont.)

Year	Model/Application	Part	P/C Qty	Figure
Sway Bar Repair Kit				
1990	Two Wheel Drive (4x2)	K90445	2	F259
1989-1986	Four Wheel Drive (4X4), (Design Allows Ease Of Installation)	K9225 ‡	2	F259
1985-1984	Four Wheel Drive (4X4), (Design Allows Ease Of Installation)	K9225 ‡	2	F185

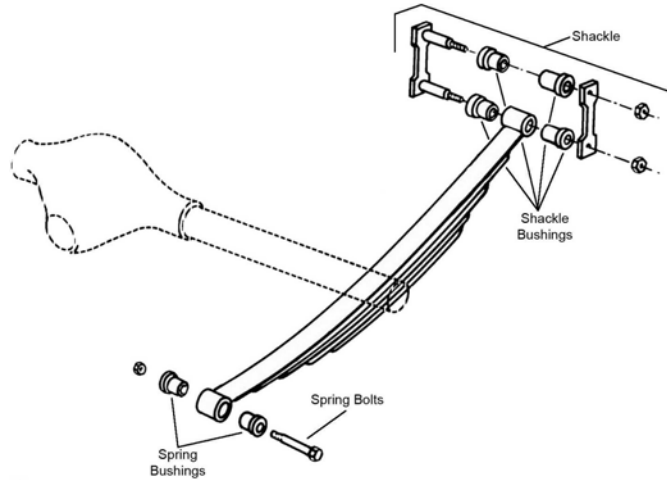
STEERING



S336

Year	Model/Application	Part	P/C Qty	Figure
Drag Link Repair Kit				
1985-1984		ES3139	1	
Idler Arm				
1990	Four Wheel Drive (4X4), (Greaseable Socket Reduces Corrosion/Wear)	K9424 ‡	1	S336
1989-1986	(Greaseable Socket Reduces Corrosion/Wear)	K9424 ‡	1	S336
Pitman Arm				
1990-1986	(Greaseable Socket Reduces Corrosion/Wear)	K9422 ‡	1	S336
Steering Damper Bellows				
1990	Four Wheel Drive (4X4), Original Equipment Steering Damper, (Trail Boss)	Front SSD68	1	S336
1989-1986	Original Equipment Steering Damper, (Trail Boss)	Front SSD68	1	S336
Steering Damper Cylinder				
1990	Four Wheel Drive (4X4), Original Equipment Steering Damper, (Super Trail Boss)	Front SSD89	1	S336
1989-1986	Original Equipment Steering Damper, (Super Trail Boss)	Front SSD89	1	S336
1985-1984	Original Equipment Steering Damper, (Trail Boss)	Front SSD106	1	
Tie Rod Adjusting Sleeve				
1990-1986		ES2369S	2	S336
1985-1984		ES2758S	1	
Tie Rod End				
1990	Four Wheel Drive (4X4), (Powdered Metal Gusher Brg. For Better Lubrication)	Inner ES3003RL ‡	2	S336
1990-1986	(Powdered Metal Gusher Brg. For Better Lubrication)	Outer ES2376 ‡	2	S336
1989-1986	(Powdered Metal Gusher Brg. For Better Lubrication)	Inner ES3003RL ‡	2	S336
1985-1984		Left Outer ES2719	1	
		Right Outer ES2718	1	

REAR SUSPENSION

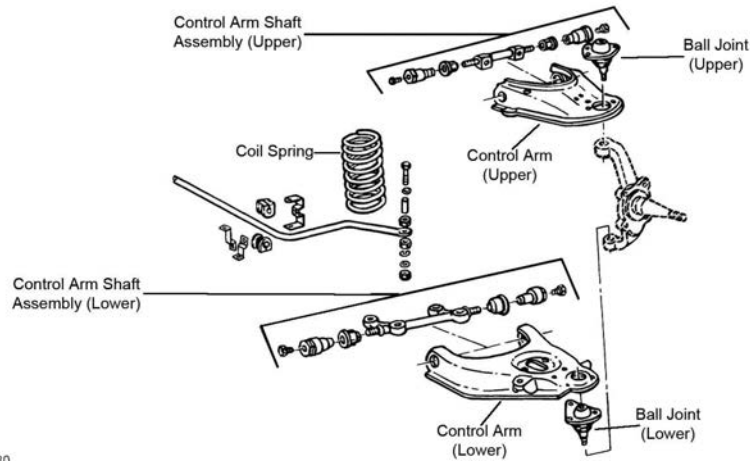


R309

Year	Model/Application	Part	P/C Qty	Figure
Leaf Spring Bushing				
1985	(Design Allows Ease Of Installation)	Front	K200909 ‡	4 R309
Leaf Spring Shackle Bushing				
1989	(Design Allows Ease Of Installation)	Lower	K200909 ‡	4
1988-1985	(Design Allows Ease Of Installation)		K200909 ‡	8 R309
Sway Bar Link				
1990	(Link Only)		K80380	2

Hilux-TOYOTA TRUCK

FRONT SUSPENSION



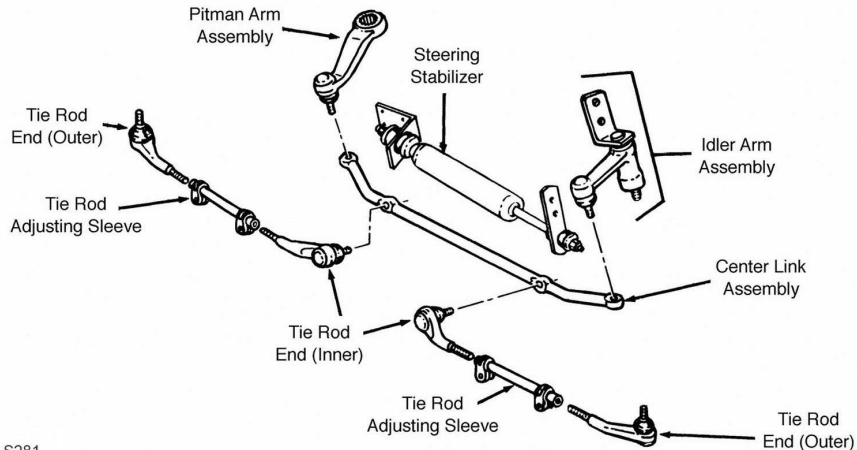
F180

F180

Year	Model/Application	Part	P/C Qty	Figure
Ball Joint				
1975-1973		Lower	K9047	2 F180
1975-1969		Upper	K9024	2 F180
1972	From 5/72, Model Numbers RN22, RN23, RN27, And RN28	Lower	K9047	2 F180
	Model Numbers RN11, RN12, And RN14, Thru 4/72	Lower	K500268	2 F180
1971-1969		Lower	K500268	2 F180

TOYOTA TRUCK—Hilux (Cont.)

STEERING



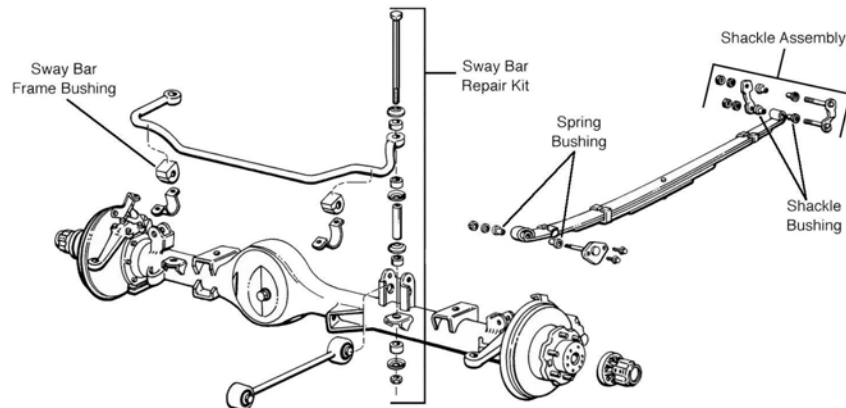
S281

S281

Year	Model/Application	Part	P/C Qty	Figure	
Idler Arm					
1975		K9070	1	S281	
Pitman Arm					
1975		K9114	1	S281	
Tie Rod Adjusting Sleeve					
1975-1969		ES2094S	2	S281	
Tie Rod End					
1975-1973	(Powdered Metal Gusher Brg. For Better Lubrication) (Powdered Metal Gusher Brg. For Better Lubrication)	Left Outer Right Outer Inner	ES2092R ‡ ES2309 ‡ ES2093R	1 1 2	S281 S281 S281
1972	From 5/72, Model Numbers RN22, RN23, RN27, And RN28, (Powdered Metal Gusher Brg. For Better Lubrication) From 5/72, Model Numbers RN22, RN23, RN27, And RN28, (Powdered Metal Gusher Brg. For Better Lubrication) From 5/72, Model Numbers RN22, RN23, RN27, And RN28	Left Outer Right Outer Inner	ES2092R ‡ ES2309 ‡ ES2093R	1 1 2	S281 S281 S281

TOYOTA TRUCK—Land Cruiser

FRONT SUSPENSION



F185

F185

Year	Model/Application	Part	P/C Qty	Figure	
Leaf Spring Bushing					
1986-1981		Front	K200929	2	F185
Leaf Spring Shackle					
1980-1971			K150314	2	F185
Leaf Spring Shackle Bushing					
1989-1981			K200929	4	F185

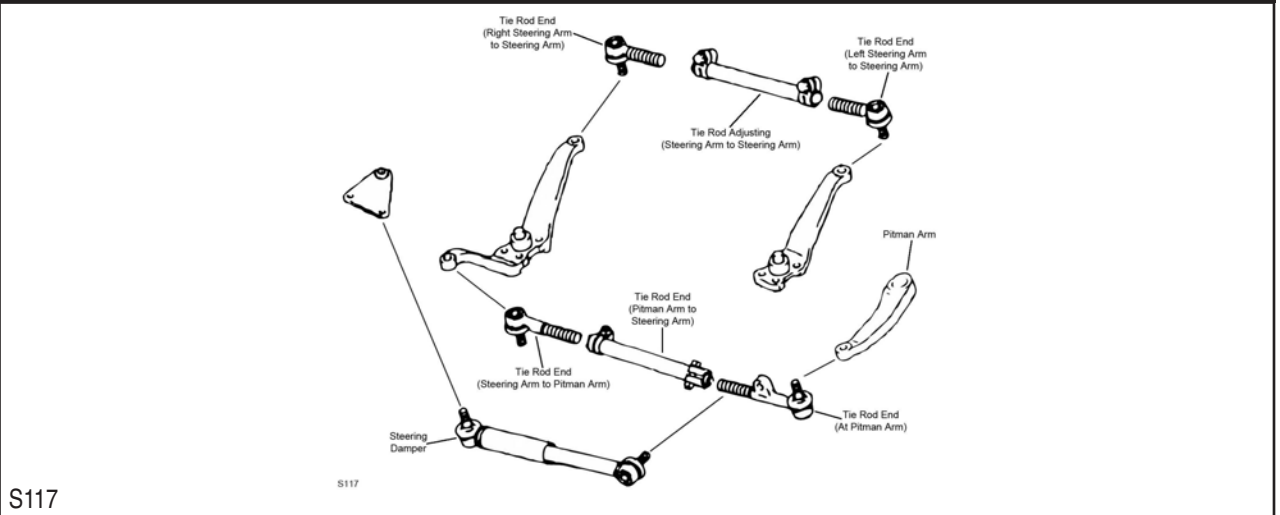
FRONT SUSPENSION (Cont.)

Year	Model/Application	Part	P/C Qty	Figure
------	-------------------	------	---------	--------

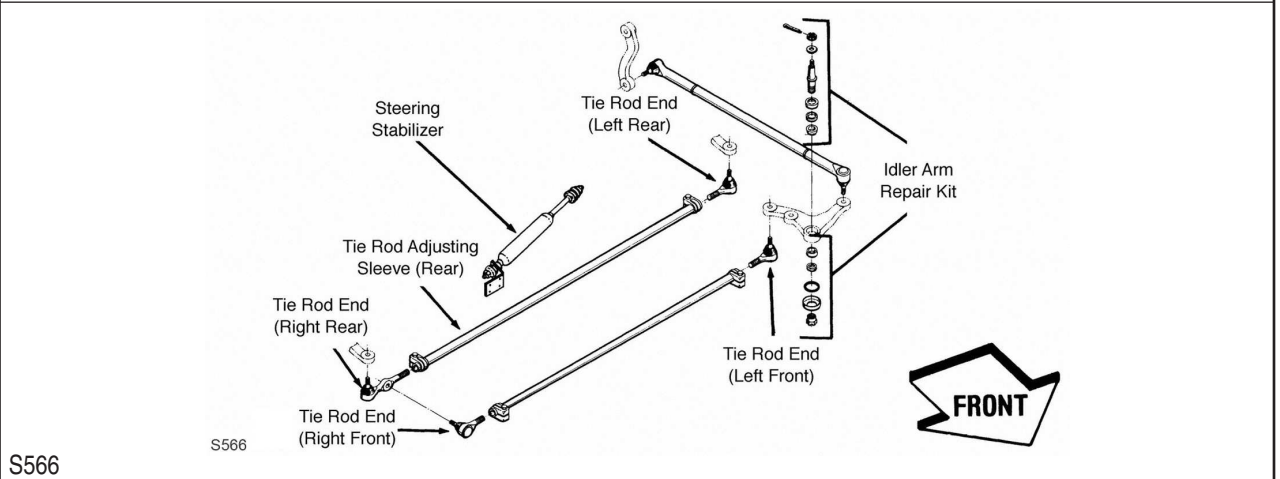
Sway Bar Bushing

1990-1981	To Frame	K9258	1	F185
-----------	----------	--------------	---	------

STEERING



S117



S566

Year	Model/Application	Part	P/C Qty	Figure
------	-------------------	------	---------	--------

Steering Damper Bellows

1982-1971	(Trail Boss)	Front	SSD68	1	S566
-----------	--------------	-------	--------------	---	------

Steering Damper Cylinder

1982-1971	(Trail Boss)	Front	SSD42	1	S566
-----------	--------------	-------	--------------	---	------

Steering Damper Kit

1982-1971	(Trail Boss)	Front	SSD18	1	S566
-----------	--------------	-------	--------------	---	------

Tie Rod Adjusting Sleeve

1990	Pitman Arm To Steering Arm	ES3562S	1	S117
	Steering Arm To Steering Arm	ES3551S	1	S117

Tie Rod Assembly

1990	Rear	ES3563A	1	S117
------	------	----------------	---	------

Tie Rod End

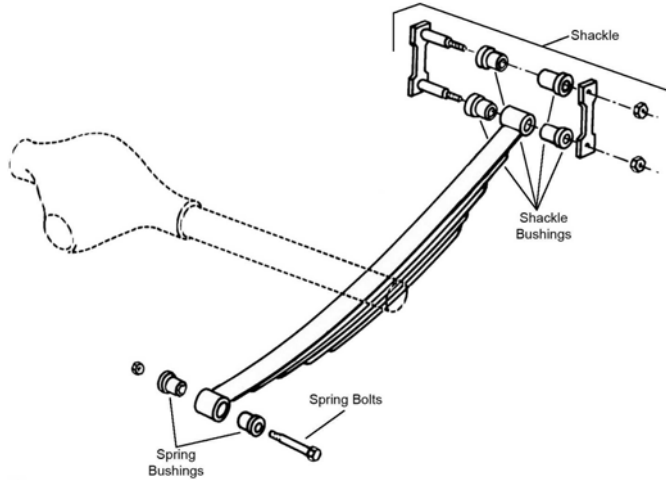
1990	From 1/90	Left Outer, Steering Arm To Steering Arm	ES3550	1	S117
	From 1/90	Right Outer, Steering Arm To Steering Arm	ES3549	1	S117
1989-1988		Left Rear	ES801008	1	S566
		Right Rear	EV801011	1	S566
1987-1981	Sport Utility Vehicle (4 Dr.)	Left Rear	ES801008	1	S566
	Sport Utility Vehicle (4 Dr.)	Right Rear	EV801011	1	S566
1985-1981	Sport Utility Vehicle (2 Dr.)	Left Front	ES801004	1	S566
	Sport Utility Vehicle (2 Dr.)	Left Rear	ES801010	1	S566
	Sport Utility Vehicle (2 Dr.)	Right Front	ES801005	1	S566
	Sport Utility Vehicle (2 Dr.)	Right Rear	ES801006	1	S566

TOYOTA TRUCK-Land Cruiser (Cont.)

STEERING (Cont.)

Year	Model/Application	Part	P/C Qty	Figure	
Tie Rod End					
1980-1969		Left Front	ES801004	1	S566
		Left Rear	ES801010	1	S566
		Right Front	ES801005	1	S566
		Right Rear	ES801006	1	S566

REAR SUSPENSION

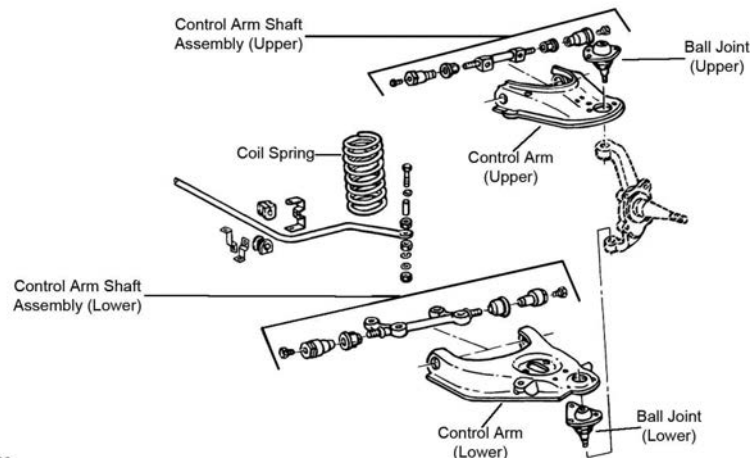


R309

Year	Model/Application	Part	P/C Qty	Figure	
Leaf Spring Bushing					
1989-1981		Front	K200929	2	R309
1980-1977	Pickup (2 Dr.), Sport Utility Vehicle (2 Dr.)	Front	K200952	4	R309
	Sport Utility Vehicle (4 Dr.)	Front	K200949	4	R309
Leaf Spring Shackle					
1980-1977	Pickup (2 Dr.), Sport Utility Vehicle (2 Dr.)		K150314	2	R309
1976-1972	Sport Utility Vehicle (2 Dr.)		K150314	2	R309
Leaf Spring Shackle Bushing					
1989-1981			K200929	4	R309
1980-1977	Pickup (2 Dr.), Sport Utility Vehicle (2 Dr.)		K200952	8	R309
	Sport Utility Vehicle (4 Dr.)		K200949	8	R309
Sway Bar Bushing					
1990-1988			K9255	1	
1987-1981	Sport Utility Vehicle (4 Dr.)		K9255	1	

TOYOTA TRUCK-Pickup

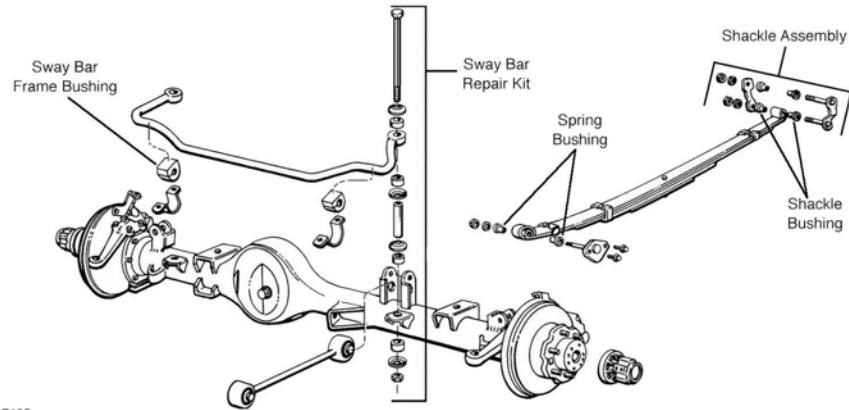
FRONT SUSPENSION



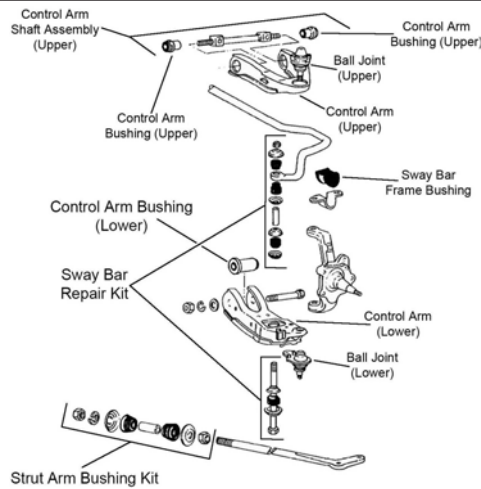
F180

F180

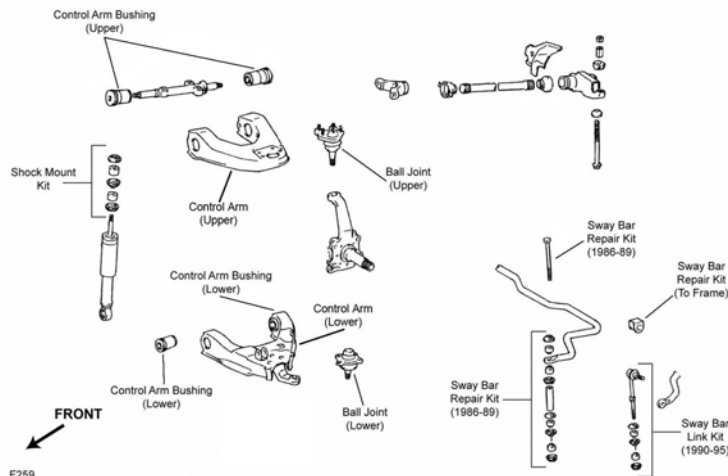
FRONT SUSPENSION (Cont.)



F185



F196



F259

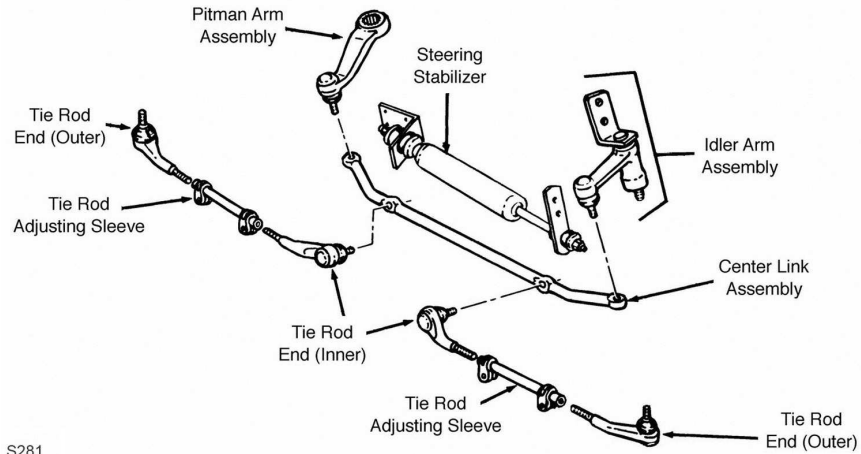
Year	Model/Application	Part	P/C Qty	Figure	
Ball Joint					
1990	Four Wheel Drive (4X4), (Powdered Metal Gusher Brg. For Better Lubrication) Two Wheel Drive (4x2) Two Wheel Drive (4x2)	Lower	K9519 ‡	2	F259
		Upper	K9343	2	F196
		Lower	K9645	2	F196
1990-1986	Four Wheel Drive (4X4), (Full Ball Stud Provides 360 Degrees Of Smooth Rotation)	Upper	K9482 ‡	2	F259
1989	Four Wheel Drive (4X4), From 4/89, (Powdered Metal Gusher Brg. For Better Lubrication) Four Wheel Drive (4X4), Thru 3/89, (Powdered Metal Gusher Brg. For Better Lubrication) Two Wheel Drive (4x2), From 4/89 Two Wheel Drive (4x2), From 4/89	Lower	K9519 ‡	2	F259
		Lower	K9587 ‡	2	F259
		Upper	K9343	2	F196
		Lower	K9645	2	F196
1988-1986	Four Wheel Drive (4X4), (Powdered Metal Gusher Brg. For Better Lubrication)	Lower	K9587 ‡	2	F259

TOYOTA TRUCK-Pickup (Cont.)

FRONT SUSPENSION (Cont.)

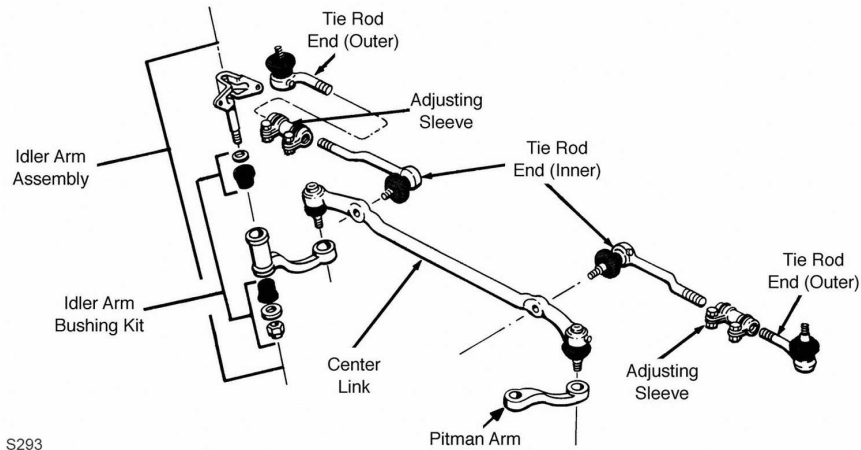
Year	Model/Application		Part	P/C Qty	Figure
Ball Joint					
1988-1984	Two Wheel Drive (4x2)	Upper	K9343	2	F196
	Two Wheel Drive (4x2)	Lower	K9344	2	F196
1983-1979	Two Wheel Drive (4x2)	Upper	K9024	2	F196
	Two Wheel Drive (4x2)	Lower	K9047	2	F196
1978-1973		Lower	K9047	2	F180
1978-1970		Upper	K9024	2	F180
1972	From 5/72, Model Numbers RN22, RN23, RN27, And RN28 Model Numbers RN11, RN12, And RN14, Thru 4/72	Lower	K9047	2	F180
		Lower	K500268	2	F180
1971		Lower	K500268	2	F180
Control Arm					
1990-1989	Two Wheel Drive (4x2), (R-Series)	Left Lower	RK641528	1	F196
	Two Wheel Drive (4x2), (R-Series)	Right Lower	RK641527	1	F196
Control Arm Bushing					
1990-1989	Four Wheel Drive (4X4), (High Quality Elastomer For Durability And Performance)	Lower	K200122 ‡	4	F259
	Two Wheel Drive (4x2), (Design Allows Ease Of Installation)	Upper	K200908 ‡	2	F196
	Two Wheel Drive (4x2)	Lower	K90056	2	F196
1988-1986	Four Wheel Drive (4X4), (Contains Front And Rear Bushings)	Lower	K90031	2	F259
1988-1979	Two Wheel Drive (4x2)	Lower	K9201	2	F196
Control Arm Bushing Set					
1990	Four Wheel Drive (4X4), (Contains Front And Rear Bushings)	Upper	K90054	2	F259
1989	Four Wheel Drive (4X4), From 4/89, (Contains Front And Rear Bushings)	Upper	K90054	2	F259
1988-1986	Four Wheel Drive (4X4), (Contains Front And Rear Bushings)	Upper	K9548	2	F259
1988-1980	Two Wheel Drive (4x2), (Contains Front And Rear Bushings)	Upper	K9210	1	F196
1979	(Contains Front And Rear Bushings)	Upper	K9210	1	F196
Control Arm Shaft Assembly					
1978-1973		Upper	K610000	2	F180
1972	From 5/72	Upper	K610000	2	F180
Control Arm with Ball Joint					
1990-1986	Four Wheel Drive (4X4), (Contains Bushings, R-Series)	Left Upper	RK620681	1	F259
	Four Wheel Drive (4X4), (Contains Bushings, R-Series)	Right Upper	RK620680	1	F259
Leaf Spring Bushing					
1983-1979	Four Wheel Drive (4X4), (Design Allows Ease Of Installation)	Front	K200909 ‡	4	F185
Leaf Spring Shackle Bushing					
1983-1979	Four Wheel Drive (4X4), (Design Allows Ease Of Installation)		K200909 ‡	8	F185
Strut Rod Bushing					
1990-1979	Two Wheel Drive (4x2), (Contains Thermoplastic Bushing)		K9511 ‡	1	F196
Sway Bar Bushing					
1990-1989	Four Wheel Drive (4X4), 24mm Sway Bar Diameter	To Frame	K90533	1	F259
	V6 Cyl, Two Wheel Drive (4x2)	To Frame	K90531	1	F196
	2366cc(2.4L), Two Wheel Drive (4x2)	To Frame	K90539	1	F196
1988-1986	Four Wheel Drive (4X4), 25mm Sway Bar Diameter	To Frame	K9245	1	F259
1988-1985	Two Wheel Drive (4x2)	To Frame	K201029	1	F196
1985-1984	Gasoline, Four Wheel Drive (4X4)	To Frame	K9258	1	F185
1984	Two Wheel Drive (4x2), 1/2 Ton	To Frame	K9247	1	F196
	Two Wheel Drive (4x2), 3/4 Ton	To Frame	K9255	1	F196
1983-1979	Four Wheel Drive (4X4)	To Frame	K9258	1	F185
	Two Wheel Drive (4x2), Long Wheelbase	To Frame	K9255	1	F196
	Two Wheel Drive (4x2), Standard Wheelbase	To Frame	K9247	1	F196
1978-1977	19mm Sway Bar Diameter	To Frame	K9258	1	F180
Sway Bar Repair Kit					
1990-1986	Four Wheel Drive (4X4), (Design Allows Ease Of Installation)		K9225 ‡	2	F259
1990-1980	Two Wheel Drive (4x2), 5.5" Length, (Includes Polyurethane Bushings And Solid Metal Sleeve For Enhanced Performance. Barrel Nut Allows For Easier Installation.)		K700528 ‡	2	F196
	Two Wheel Drive (4x2), 6" Length, (Standard Design)		K9223	2	F196
1990-1979	Two Wheel Drive (4x2), 5.5" Length		K9231	2	F196
	Two Wheel Drive (4x2), 5" Length, (Includes Polyurethane Bushings And Solid Metal Sleeve For Enhanced Performance. Barrel Nut Allows For Easier Installation.)		K700530 ‡	2	F196
1985-1979	Four Wheel Drive (4X4), (Design Allows Ease Of Installation)		K9225 ‡	2	F185
1979	5.5" Length, (Includes Polyurethane Bushings And Solid Metal Sleeve For Enhanced Performance. Barrel Nut Allows For Easier Installation.)		K700528 ‡	2	F196
	6" Length, (Standard Design)		K9223	2	F196

STEERING



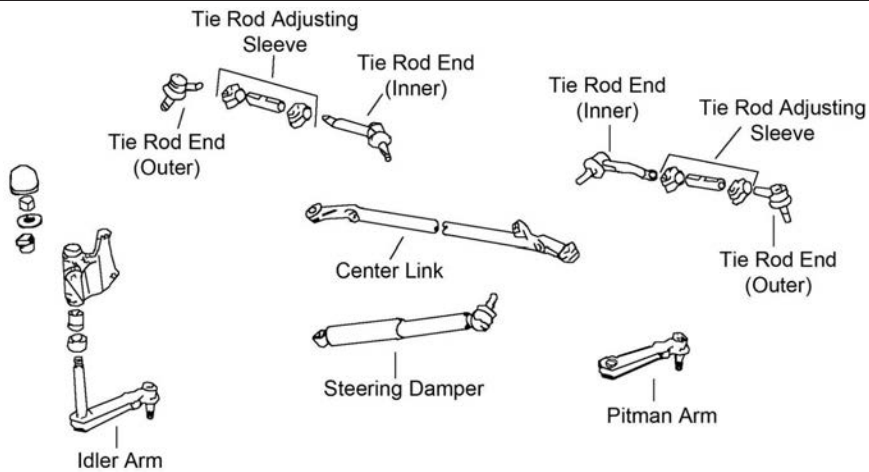
S281

S281



S293

S293



S336

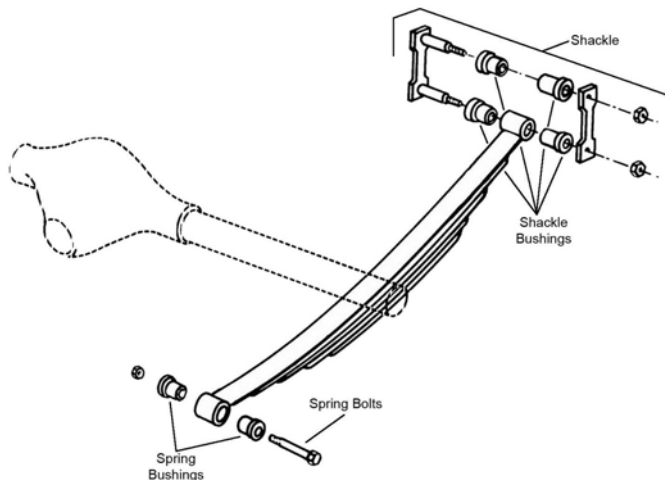
Year	Model/Application	Part	P/C Qty	Figure
Center Link				
1990-1989	Two Wheel Drive (4x2)	DS1060	1	S293
1988-1984	Two Wheel Drive (4x2), Manual Steering	DS1060	1	S293
	Two Wheel Drive (4x2), Power Steering	DS1059	1	S293
1983-1979	Two Wheel Drive (4x2)	DS1057	1	S293
Drag Link Repair Kit				
1985-1979	Four Wheel Drive (4X4)	ES3139	1	
Idler Arm				
1990-1989	Two Wheel Drive (4x2)	K9647	1	S293

TOYOTA TRUCK-Pickup (Cont.)

STEERING (Cont.)

Year	Model/Application	Part	P/C Qty	Figure
Idler Arm				
1990-1986	Four Wheel Drive (4X4), (Greaseable Socket Reduces Corrosion/Wear)	K9424 ‡	1	S336
1988-1984	Two Wheel Drive (4x2)	K9102	1	S293
1983-1979	Two Wheel Drive (4x2)	K9092	1	S293
1978-1973		K9070	1	S281
Pitman Arm				
1990-1986	Four Wheel Drive (4X4), (Greaseable Socket Reduces Corrosion/Wear)	K9422 ‡	1	S336
1978-1974		K9114	1	S281
1973	From 1/73, From Serial Number 000604, Long Wheelbase From 1/73, From Serial Number 023513, Standard Wheelbase	K9114 K9114	1 1	S281 S281
Steering Damper Bellows				
1990-1986	Original Equipment Steering Damper, (Trail Boss)	Front SSD68	1	S336
1985-1979	Original Equipment Steering Damper, (Trail Boss)	Front SSD68	1	
Steering Damper Cylinder				
1990-1986	Four Wheel Drive (4X4), Original Equipment Steering Damper, (Super Trail Boss) Two Wheel Drive (4x2), Original Equipment Steering Damper, (Trail Boss)	Front SSD89 Front SSD106	1 1	S336
1985-1984	Four Wheel Drive (4X4), Original Equipment Steering Damper, (Trail Boss)	Front SSD106	1	
Steering Damper Kit				
1990-1979	Two Wheel Drive (4x2), Except Original Equipment Steering Damper, (Trail Boss)	Front SSD45	1	
Tie Rod Adjusting Sleeve				
1990-1986		ES2369S	2	S293, S336
1985-1984	Four Wheel Drive (4X4)	ES2758S	1	
1985-1979	Two Wheel Drive (4x2)	ES2369S	2	S293
1978-1969		ES2094S	2	S281
Tie Rod End				
1990-1986	(Powdered Metal Gusher Brg. For Better Lubrication) Four Wheel Drive (4X4), (Powdered Metal Gusher Brg. For Better Lubrication)	Outer ES2376 ‡ Inner ES3003RL ‡	2 2	S336 S336
1990-1979	Two Wheel Drive (4x2), (Powdered Metal Gusher Brg. For Better Lubrication)	Inner ES2374 ‡	2	S293
1985-1984	Four Wheel Drive (4X4) Four Wheel Drive (4X4)	Left Outer ES2719 Right Outer ES2718	1 1	
1985-1979	Two Wheel Drive (4x2), (Powdered Metal Gusher Brg. For Better Lubrication)	Outer ES2376 ‡	2	S293
1983-1982	Four Wheel Drive (4X4)	Left Outer ES2366	1	
1983-1979	Four Wheel Drive (4X4), (Powdered Metal Gusher Brg. For Better Lubrication)	Right Outer ES2376 ‡	1	
1981-1979	Four Wheel Drive (4X4)	Left Outer ES2180R	1	
1978-1973	(Powdered Metal Gusher Brg. For Better Lubrication) (Powdered Metal Gusher Brg. For Better Lubrication)	Left Outer ES2092R ‡ Right Outer ES2309 ‡ Inner ES2093R	1 1 2	S281 S281 S281
1972	From 5/72, Model Numbers RN22, RN23, RN27, And RN28, (Powdered Metal Gusher Brg. For Better Lubrication) From 5/72, Model Numbers RN22, RN23, RN27, And RN28, (Powdered Metal Gusher Brg. For Better Lubrication) From 5/72, Model Numbers RN22, RN23, RN27, And RN28	Left Outer ES2092R ‡ Right Outer ES2309 ‡ Inner ES2093R	1 1 2	S281 S281 S281

REAR SUSPENSION



(Cont.) Pickup-TOYOTA TRUCK

REAR SUSPENSION (Cont.)				
Year	Model/Application	Part	P/C Qty	Figure
Leaf Spring Bolt Kit				
1983-1979	Four Wheel Drive (4X4)	Front	K150310	2 R309
Leaf Spring Bushing				
1990-1989	Pickup (2 Dr.), Two Wheel Drive (4x2), (Design Allows Ease Of Installation)	Front	K200909 ‡	4 R309
1988-1985	Pickup (2 Dr.), Two Wheel Drive (4x2), 1 Ton, Long Wheelbase, (Design Allows Ease Of Installation)	Front	K200909 ‡	4 R309
1985-1984	Four Wheel Drive (4X4), (Design Allows Ease Of Installation)	Front	K200909 ‡	4 R309
1984	Pickup (2 Dr.), Two Wheel Drive (4x2), 3/4 Ton, Long Wheelbase, (Design Allows Ease Of Installation)	Front	K200909 ‡	4 R309
Leaf Spring Shackle Bushing				
1990-1989	Two Wheel Drive (4x2), (Design Allows Ease Of Installation)	Lower	K200909 ‡	4 R309
1988-1978	(Design Allows Ease Of Installation)		K200909 ‡	8 R309

Stout-TOYOTA TRUCK

FRONT SUSPENSION				
Year	Model/Application	Part	P/C Qty	Figure
Ball Joint				
1967-1965	3RB OHV	Lower	K500268	2
STEERING				
<p>S281</p>				
Tie Rod Adjusting Sleeve				
1978-1969			ES2094S	2 S281

Van-TOYOTA TRUCK

FRONT SUSPENSION				
Year	Model/Application	Part	P/C Qty	Figure
Ball Joint				
1989-1987	Two Wheel Drive (4x2)	Lower	K9533	2
1986-1984		Lower	K9533	2
Control Arm				
1989-1987	Two Wheel Drive (4x2), (R-Series)	Left Lower	RK641388	1
	Two Wheel Drive (4x2), (R-Series)	Right Lower	RK641387	1
1986	(R-Series)	Left Lower	RK641388	1
	(R-Series)	Right Lower	RK641387	1
1985-1984	(R-Series)	Left Lower	RK641386	1
	(R-Series)	Right Lower	RK641385	1
Control Arm Bushing				
1989-1987	Four Wheel Drive (4X4)	Lower Front	K201089	2
	Two Wheel Drive (4x2)	Lower	K201089	2
1986		Lower	K201089	2

TOYOTA TRUCK-Van (Cont.)

FRONT SUSPENSION (Cont.)

Year	Model/Application	Part	P/C Qty	Figure
Control Arm with Ball Joint				
1989-1985	(R-Series) (R-Series)	Left Upper Right Upper	RK621261 RK621260	1 1
Sway Bar Bushing				
1990-1987	Four Wheel Drive (4X4)	To End	K201133	1
1989-1984		To Frame	K90531	1
Sway Bar Repair Kit				
1989-1987	Two Wheel Drive (4x2), 5.5" Length, (Includes Polyurethane Bushings And Solid Metal Sleeve For Enhanced Performance. Barrel Nut Allows For Easier Installation.)		K700528 ‡	2
1986-1984	5.5" Length, (Includes Polyurethane Bushings And Solid Metal Sleeve For Enhanced Performance. Barrel Nut Allows For Easier Installation.)		K700528 ‡	2

STEERING

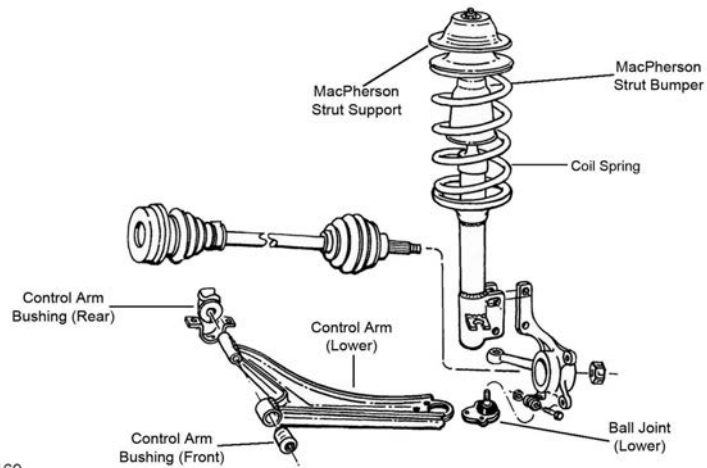
Year	Model/Application	Part	P/C Qty	Figure
Drag Link Assembly				
1985-1984	Two Wheel Drive (4x2), Manual Steering		DS1063	1
Idler Arm				
1985-1984			K9384	1
Rack & Pinion Boot Kit				
1989	Four Wheel Drive (4X4) Two Wheel Drive (4x2), Manual Steering, (Standard Design) Two Wheel Drive (4x2), Manual Steering Two Wheel Drive (4x2), Power Steering	Left Right	K9322 K9877 K9882 K9322	2 1 1 2
1988-1986	Manual Steering, (Standard Design) Manual Steering Power Steering	Left Right	K9877 K9882 K9322	1 1 2
Tie Rod End				
1990	Four Wheel Drive (4X4), Thru 1/90	Inner	EV247	2
1989	Four Wheel Drive (4X4) Four Wheel Drive (4X4), Power Steering	Inner Outer	EV247 ES2987	2 2
1988	Four Wheel Drive (4X4), From 8/88 Two Wheel Drive (4x2), Rack & Pinion Power, Thru 6/88, (Full Ball Stud Provides 360 Degrees Of Smooth Rotation)	Inner Inner	EV247 EV167 ‡	2 2
1988-1987	Four Wheel Drive (4X4) Two Wheel Drive (4x2)	Outer Outer	ES2989 ES2909	2 2
1987	Two Wheel Drive (4x2), Rack & Pinion Power, (Full Ball Stud Provides 360 Degrees Of Smooth Rotation)	Inner	EV167 ‡	2
1986	Rack & Pinion Power, From 8/85, (Full Ball Stud Provides 360 Degrees Of Smooth Rotation)	Outer Inner	ES2909 EV167 ‡	2 2
1985		Inner	ES2271R	2
1984	Two Wheel Drive (4x2)	Inner	ES2271R	2

REAR SUSPENSION

Year	Model/Application	Part	P/C Qty	Figure
Sway Bar Bushing				
1989-1987	DLX, LE, Two Wheel Drive (4x2)		K9254	1
1986	DLX, LE		K9254	1
1985-1984	DLX, LE, Two Wheel Drive (4x2)		K9254	1

Rabbit-VOLKSWAGEN TRUCK

FRONT SUSPENSION

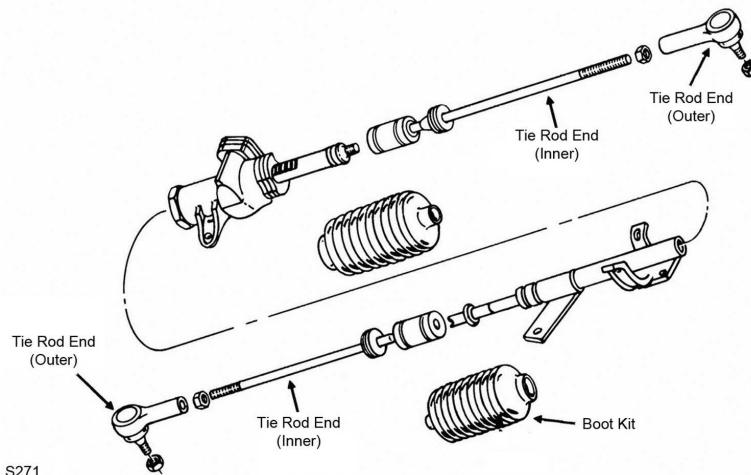


F169

F169

Year	Model/Application	Part	P/C Qty	Figure
Ball Joint				
1983-1980	Lower	K9061	2	F169
Strut Bumper Bellows				
1983-1980	(Contains Bumper)	K90461	2	F169

STEERING



S271

S271

Year	Model/Application	Part	P/C Qty	Figure	
Rack & Pinion Boot Kit					
1983-1981	Manual Steering	Left	K9312	1	S271
1980		Left	K9312	1	S271
Tie Rod End					
1983-1982	Rack & Pinion Manual, (Full Ball Stud Provides 360 Degrees Of Smooth Rotation)	Inner	EV154 ‡	2	S271
	Rack & Pinion Power, (Full Ball Stud Provides 360 Degrees Of Smooth Rotation)	Inner	EV272 ‡	2	S271
1983-1980	(Powdered Metal Gusher Brg. For Better Lubrication)	Outer	ES2059R ‡	2	S271
1981-1980	(Full Ball Stud Provides 360 Degrees Of Smooth Rotation)	Inner	EV154 ‡	2	S271

Type 2 Transporter-VOLKSWAGEN TRUCK

FRONT SUSPENSION

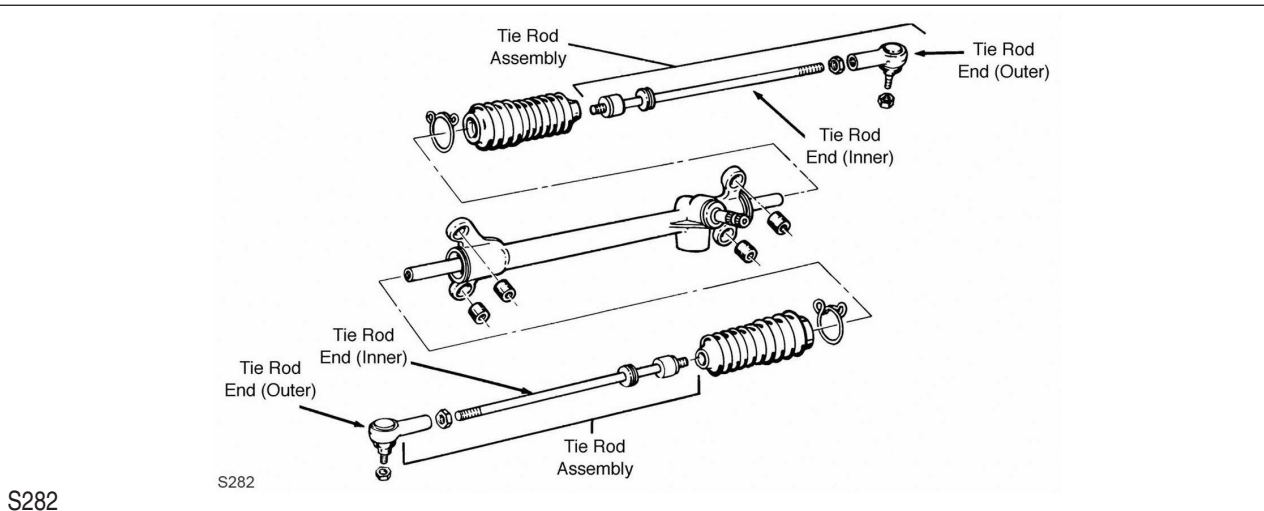
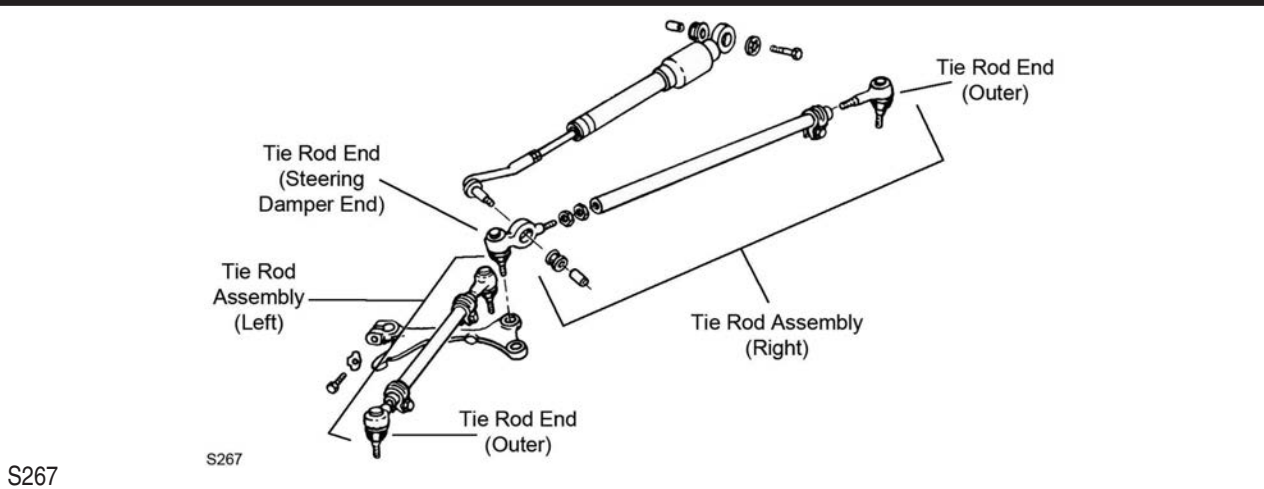
Year	Model/Application	Part	P/C Qty	Figure	
Ball Joint					
1990-1985	Vehicles Built For Canadian Market	Upper	K9048	2	
	Vehicles Built For Canadian Market	Lower	K9111	2	

VOLKSWAGEN TRUCK-Type 2 Transporter (Cont.)

FRONT SUSPENSION (Cont.)

Year	Model/Application	Part	P/C Qty	Figure
Control Arm Bushing				
1990-1985	Vehicles Built For Canadian Market	Upper	K200942	4

STEERING



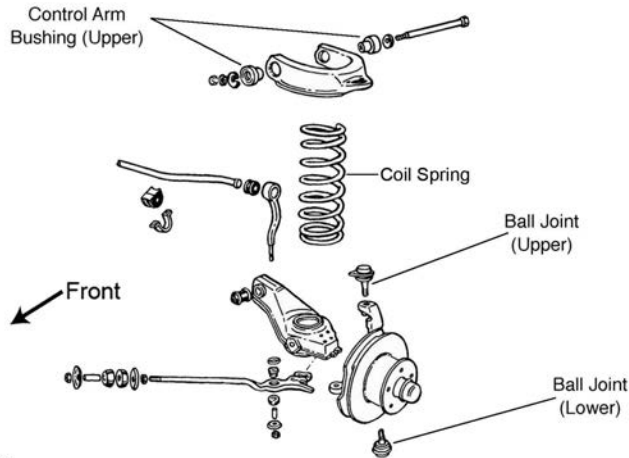
Year	Model/Application	Part	P/C Qty	Figure
Rack & Pinion Boot Kit				
1990-1985	Vehicles Built For Canadian Market		K9362	2

Tie Rod End				
1990-1985	Vehicles Built For Canadian Market	Inner	EV134	2
1979-1968	(Right Hand Threads, Greaseable Socket Reduces Corrosion/Wear)	Left Outer	ES419R ‡	1
1979-1967	(Left Hand Threads, Greaseable Socket Reduces Corrosion/Wear)	Left Inner	ES419L ‡	1
1967	From Serial Number 218-000-001, (Greaseable Socket Reduces Corrosion/Wear) Thru Serial Number 218-000-000, (Greaseable Socket Reduces Corrosion/Wear) Thru Serial Number 218-000-000, (Greaseable Socket Reduces Corrosion/Wear)	Left Outer	ES419R ‡	1
		Left Outer	ES418L ‡	1
		Right Inner	ES418R ‡	1
1966-1962	(Greaseable Socket Reduces Corrosion/Wear) (Greaseable Socket Reduces Corrosion/Wear)	Left Outer	ES418L ‡	1
		Right Inner	ES418R ‡	1
1961	(Greaseable Socket Reduces Corrosion/Wear)	Left Inner	ES418L ‡	1
1961-1960	(Greaseable Socket Reduces Corrosion/Wear)	Left Outer	ES418R ‡	1

REAR SUSPENSION

Year	Model/Application	Part	P/C Qty	Figure
Control Arm Bushing				
1990-1985		Inner	K201057	2

FRONT SUSPENSION

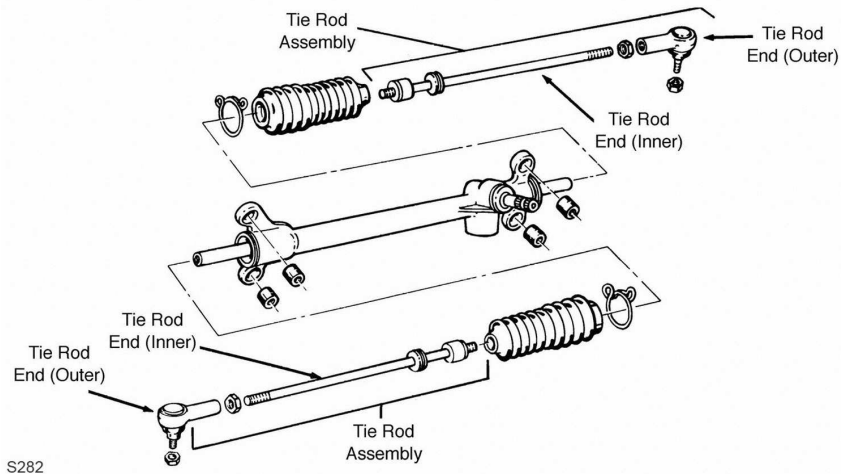


F181

F181

Year	Model/Application	Part	P/C Qty	Figure
Ball Joint				
1990-1980		Upper Lower	2 2	F181 F181
Control Arm Bushing				
1990-1980		Upper	4	F181

STEERING

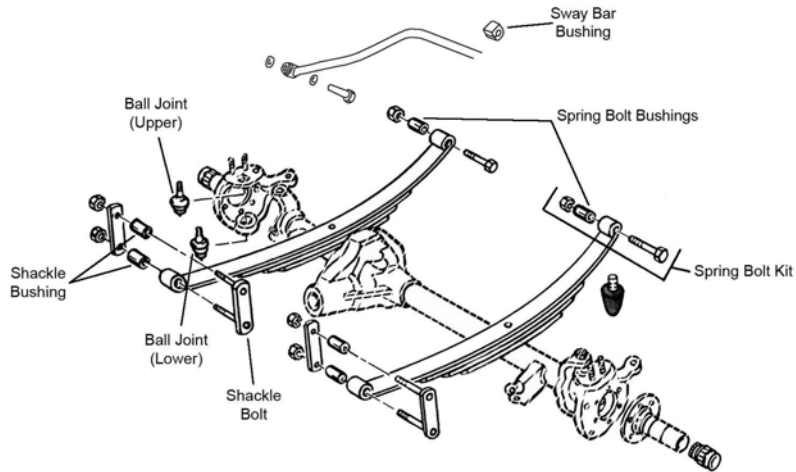


S282

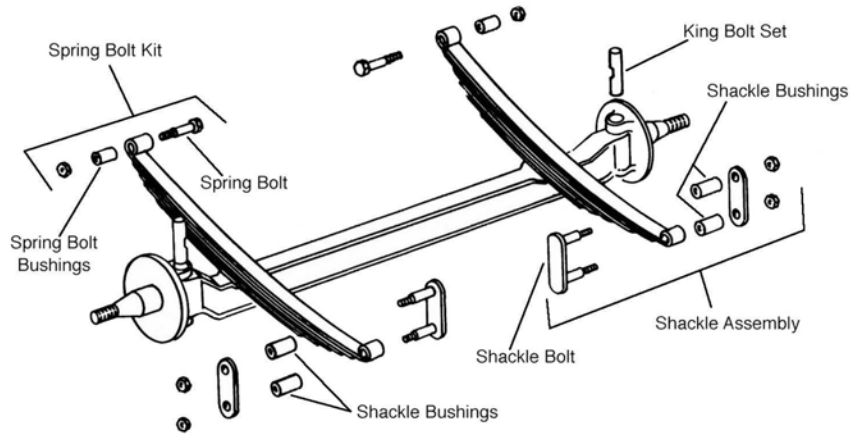
S282

Year	Model/Application	Part	P/C Qty	Figure
Rack & Pinion Boot Kit				
1990-1986	Two Wheel Drive (4x2), ZF Design	K90080	2	S282
1990-1980		K9362	2	S282
1985-1980	ZF Design	K90080	2	S282
Tie Rod End				
1990-1980	(Powdered Metal Gusher Brg. For Better Lubrication)	Outer Inner	2 2	S282 S282

FRONT SUSPENSION



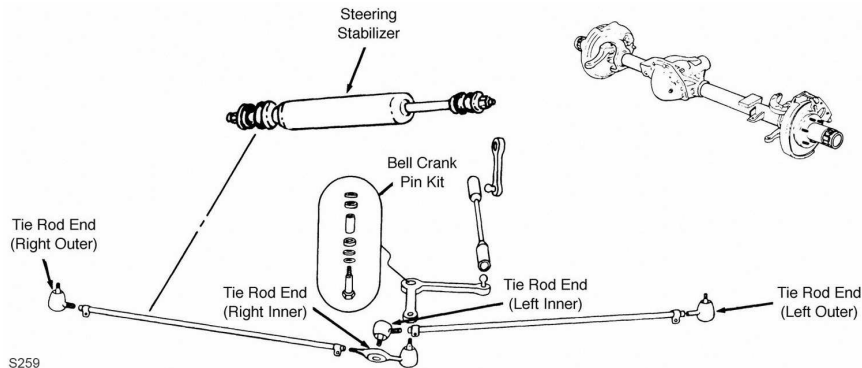
F512



F513

Year	Model/Application	Part	P/C Qty	Figure	
Leaf Spring Bushing					
1954	Pickup (2 Dr.)	Rear	K200993	2	F512, F513
Leaf Spring Shackle Bolt					
1954	Pickup (2 Dr.), (Requires Use With Non-Threaded Shackle)		K150352	4	F512, F513
Leaf Spring Shackle Bushing					
1954	Pickup (2 Dr.), (Requires Use With Non-Threaded Shackle)		K200927	4	F512, F513

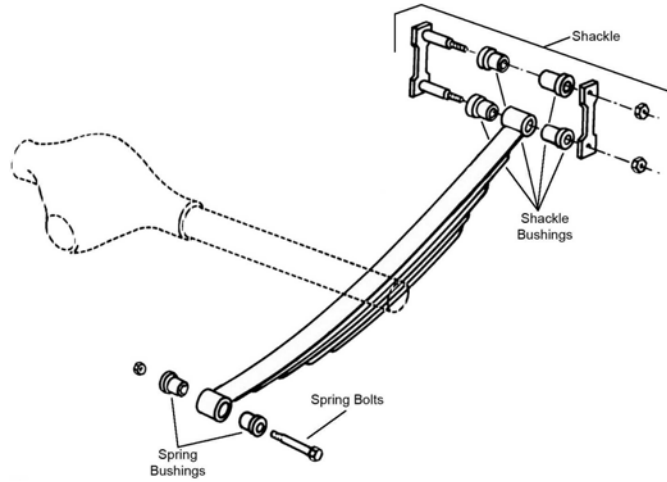
STEERING



S259

Year	Model/Application	Part	P/C Qty	Figure	
Tie Rod End					
1954	Four Wheel Drive (4X4), (Powdered Metal Gusher Brg. For Better Lubrication)	Left Outer	ES62L ‡	1	S259

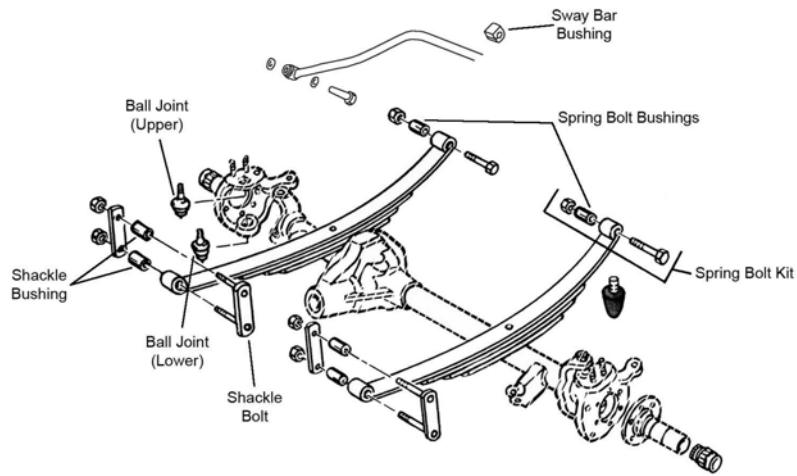
REAR SUSPENSION



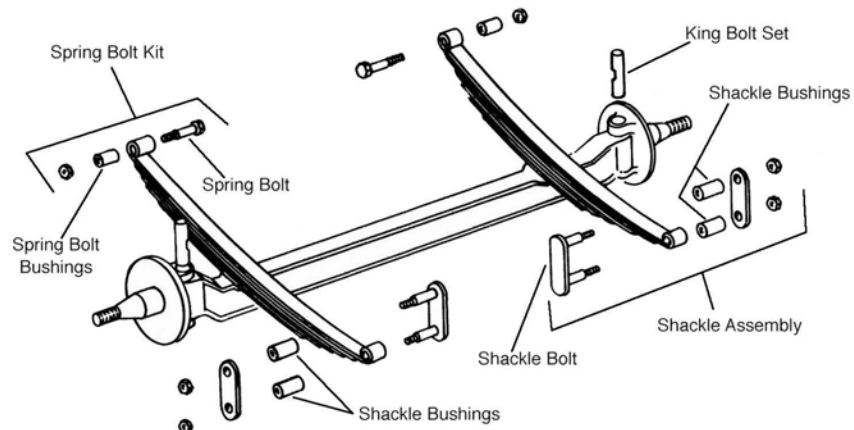
R309

Year	Model/Application	Part	P/C Qty	Figure
Leaf Spring Bushing				
1954	Pickup (2 Dr.)	Front	K201000	2 R309
Leaf Spring Shackle Bushing				
1954	Pickup (2 Dr.)		K201000	4 R309

FRONT SUSPENSION



F512



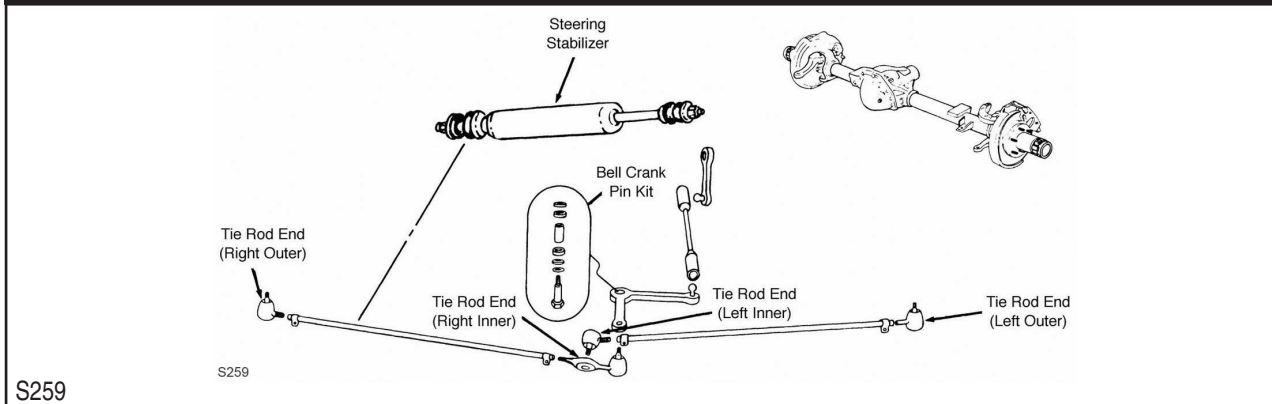
F513

WILLYS MOTORS INC.-475 (Cont.)

FRONT SUSPENSION (Cont.)

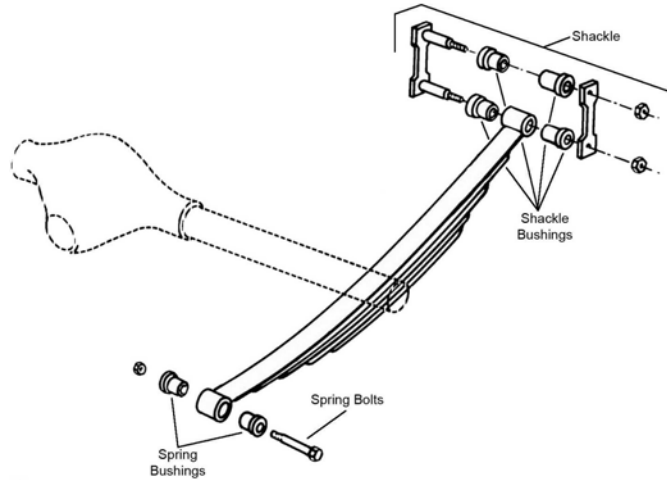
Year	Model/Application	Part	P/C Qty	Figure
King Bolt Set				
1956	2 Dr. Delivery Sedan, 2 Dr. Station Wagon, 2 Dr. Utility, Two Wheel Drive (4x2), I-Beam Front Axle, .8025" X 5.562", (Contains Metal Bushing)	8363B	1	F513
	2 Dr. Delivery Sedan, 2 Dr. Station Wagon, 2 Dr. Utility, Transverse Spring Suspension, Two Wheel Drive (4x2), .7410" X 4.562", (Contains Metal Bushing)	8325B	1	F513
1955	2 Dr. Delivery Sedan, 2 Dr. Station Wagon, Two Wheel Drive (4x2), I-Beam Front Axle, .8025" X 5.562", (Contains Metal Bushing)	8363B	1	F513
	2 Dr. Delivery Sedan, 2 Dr. Station Wagon, Transverse Spring Suspension, Two Wheel Drive (4x2), .7410" X 4.562", (Contains Metal Bushing)	8325B	1	F513
1953	2 Dr. Delivery Sedan, 2 Dr. Station Wagon, Two Wheel Drive (4x2), I-Beam Front Axle, .8025" X 5.562", (Contains Metal Bushing)	8363B	1	F513
	2 Dr. Delivery Sedan, 2 Dr. Station Wagon, Transverse Spring Suspension, Two Wheel Drive (4x2), .7410" X 4.562", (Contains Metal Bushing)	8325B	1	F513
Leaf Spring Bushing				
1956	2 Dr. Utility, Pickup (2 Dr.)	Rear K200993	2	F512, F513
1956-1955	2 Dr. Delivery Sedan, 2 Dr. Station Wagon, Four Wheel Drive (4X4)	Rear K200993	2	F512
	2 Dr. Delivery Sedan, 2 Dr. Station Wagon, Two Wheel Drive (4x2), I-Beam Front Axle	Rear K200993	2	F513
1953	2 Dr. Delivery Sedan, 2 Dr. Station Wagon, Four Wheel Drive (4X4)	Rear K200993	2	F512
	Pickup (2 Dr.)	Rear K200993	2	F512, F513
Leaf Spring Shackle Bolt				
1956	2 Dr. Utility, (Requires Use With Non-Threaded Shackle)	K150352	4	F513
	Pickup (2 Dr.), (Requires Use With Non-Threaded Shackle)	K150352	4	F512, F513
1956-1955	2 Dr. Delivery Sedan, 2 Dr. Station Wagon, Except Transverse Spring Suspension, (Requires Use With Non-Threaded Shackle)	K150352	4	F513
1953	2 Dr. Delivery Sedan, 2 Dr. Station Wagon, Except Transverse Spring Suspension, (Requires Use With Non-Threaded Shackle)	K150352	4	F513
	Pickup (2 Dr.), (Requires Use With Non-Threaded Shackle)	K150352	4	F512, F513
Leaf Spring Shackle Bushing				
1956	2 Dr. Utility, Pickup (2 Dr.), (Requires Use With Non-Threaded Shackle)	K200927	4	F512, F513
1956-1955	2 Dr. Delivery Sedan, 2 Dr. Station Wagon, Except Transverse Spring Suspension, (Requires Use With Non-Threaded Shackle)	K200927	4	F512, F513
1953	2 Dr. Delivery Sedan, 2 Dr. Station Wagon, Except Transverse Spring Suspension, (Requires Use With Non-Threaded Shackle)	K200927	4	F512, F513
	Pickup (2 Dr.), (Requires Use With Non-Threaded Shackle)	K200927	4	F512, F513

STEERING



Year	Model/Application	Part	P/C Qty	Figure
Tie Rod End				
1956-1955	Four Wheel Drive (4X4), (Powdered Metal Gusher Brg. For Better Lubrication)	Left Outer ES62L ‡	1	S259
1953	Four Wheel Drive (4X4), (Powdered Metal Gusher Brg. For Better Lubrication)	Left Outer ES62L ‡	1	S259

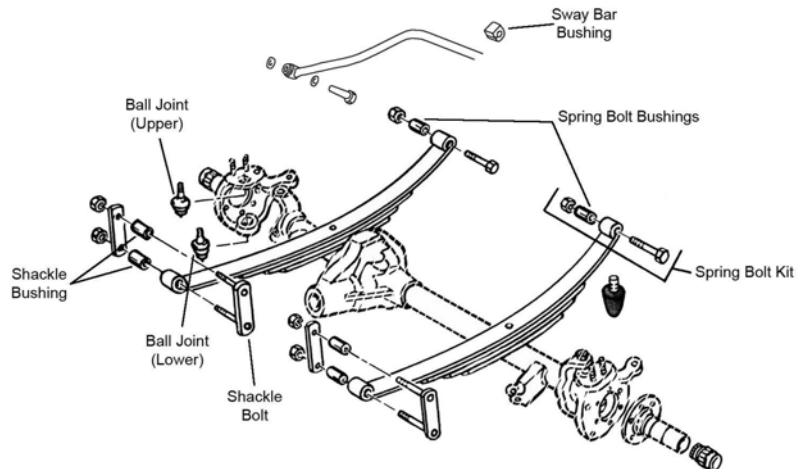
REAR SUSPENSION



R309

Year	Model/Application	Part	P/C Qty	Figure
Leaf Spring Bushing				
1956	2 Dr. Utility, (Flat Head Bushing) Pickup (2 Dr.)	Front Front	4 2	R309 R309
1953	Pickup (2 Dr.)	Front	2	R309
Leaf Spring Shackle Bushing				
1956	2 Dr. Utility, (Flat Head Bushing) Pickup (2 Dr.)		8 4	R309 R309
1953	Pickup (2 Dr.)		4	R309

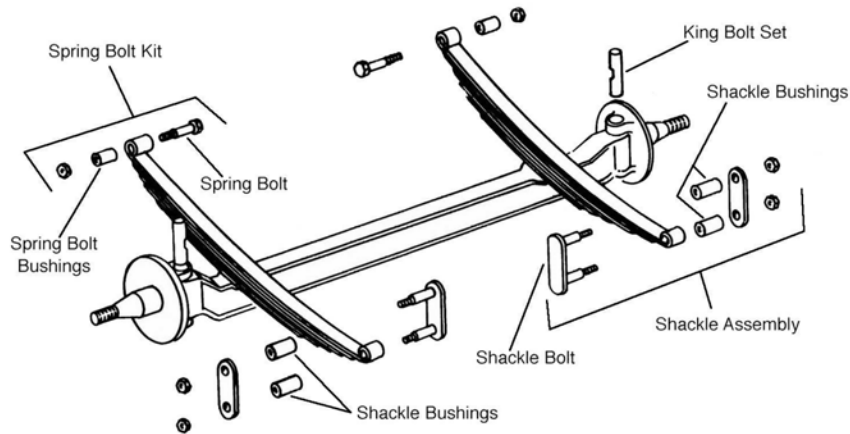
FRONT SUSPENSION



F512

WILLYS MOTORS INC.-6-230 (Cont.)

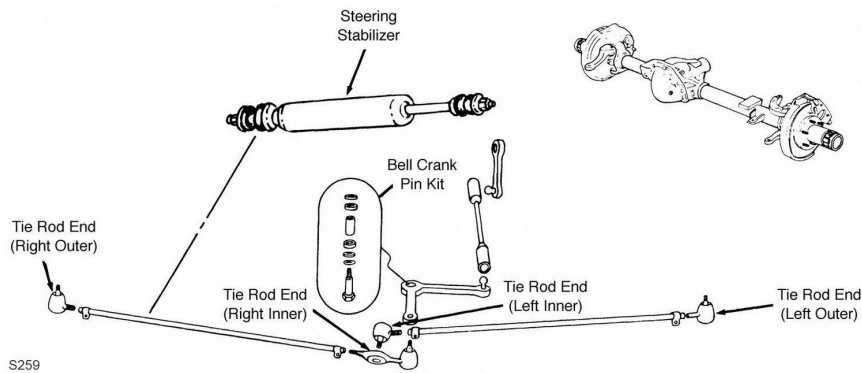
FRONT SUSPENSION (Cont.)



F513

Year	Model/Application	Part	P/C Qty	Figure
King Bolt Set				
1962	2 Dr. Delivery Sedan, Two Wheel Drive (4x2), I-Beam Front Axle, .8025" X 5.562", (Contains Metal Bushing)	8363B	1	F513
	2 Dr. Delivery Sedan, 2 Dr. Utility, Transverse Spring Suspension, Two Wheel Drive (4x2), .7410" X 4.562", (Contains Metal Bushing)	8325B	1	F513
Leaf Spring Bushing				
1962	2 Dr. Delivery Sedan, Four Wheel Drive (4X4)	Rear K200993	2	F512
	2 Dr. Delivery Sedan, Two Wheel Drive (4x2), I-Beam Front Axle	Rear K200993	2	F513
	Pickup (2 Dr.), Two Wheel Drive (4x2)	Rear K200993	2	F513
Leaf Spring Shackle Bolt				
1962	2 Dr. Delivery Sedan, Except Transverse Spring Suspension, (Requires Use With Non-Threaded Shackle)	K150352	4	F513
	2 Dr. Utility, (Requires Use With Non-Threaded Shackle)	K150352	4	F513
	Pickup (2 Dr.), (Requires Use With Non-Threaded Shackle)	K150352	4	F512, F513
Leaf Spring Shackle Bushing				
1962	2 Dr. Delivery Sedan, Except Transverse Spring Suspension, (Requires Use With Non-Threaded Shackle)	K200927	4	F513
	2 Dr. Utility, (Requires Use With Non-Threaded Shackle)	K200927	4	F513
	Pickup (2 Dr.), (Requires Use With Non-Threaded Shackle)	K200927	4	F512, F513

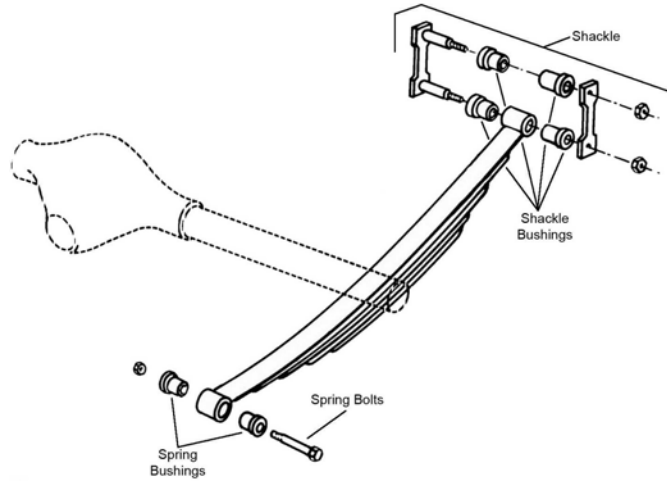
STEERING



S259

Year	Model/Application	Part	P/C Qty	Figure
Tie Rod End				
1962	Four Wheel Drive (4X4), (Powdered Metal Gusher Brg. For Better Lubrication)	Left Outer ES62L ‡	1	S259

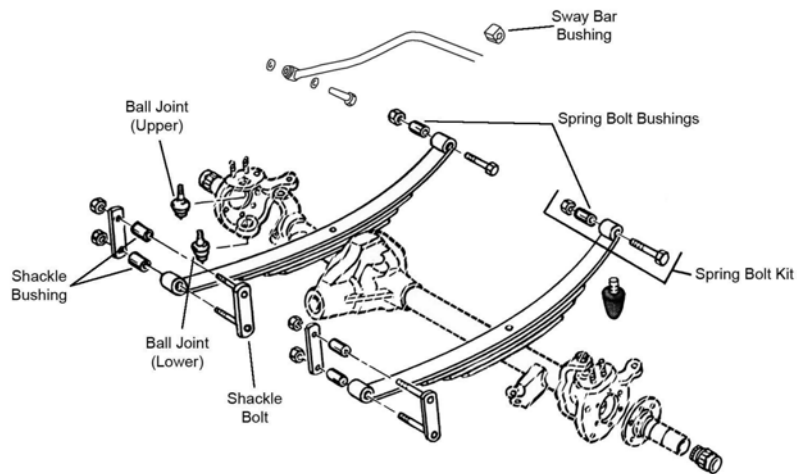
REAR SUSPENSION



R309

Year	Model/Application	Part	P/C Qty	Figure
Leaf Spring Bushing				
1962	2 Dr. Utility, (Flat Head Bushing) Pickup (2 Dr.)	Front Front	4 2	R309 R309
Leaf Spring Shackle Bushing				
1962	2 Dr. Utility, (Flat Head Bushing) Pickup (2 Dr.)	K201071 K201000	8 4	R309 R309

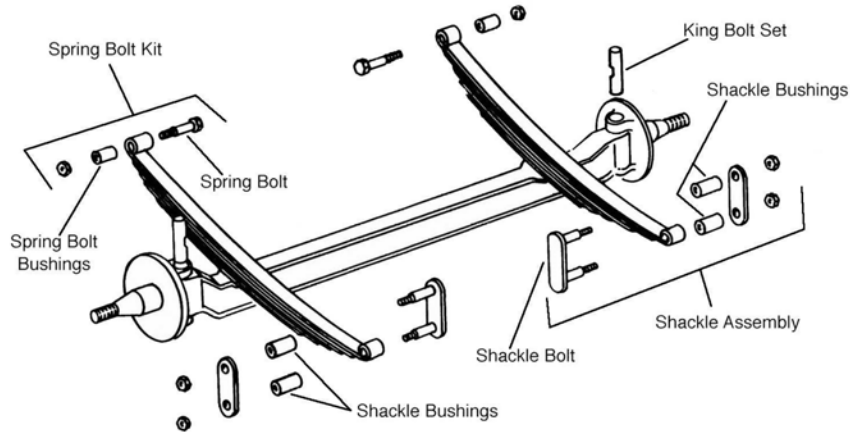
FRONT SUSPENSION



F512

WILLYS MOTORS INC.-654 (Cont.)

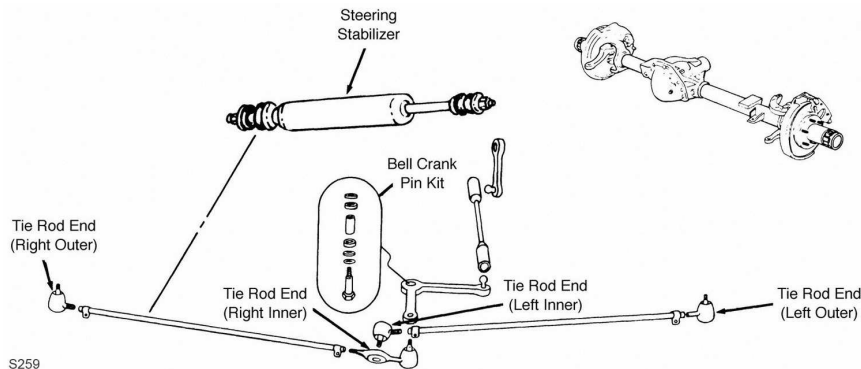
FRONT SUSPENSION (Cont.)



F513

Year	Model/Application	Part	P/C Qty	Figure
King Bolt Set				
1954-1947	2 Dr. Delivery Sedan, 2 Dr. Station Wagon, 2 Dr. Utility, 4 Dr. Station Wagon, 4 Dr. Utility, Sport Utility Vehicle (4 Dr.), Transverse Spring Suspension, Two Wheel Drive (4x2), .7410" X 4.562", (Contains Metal Bushing)	8325B	1	F513
	2 Dr. Delivery Sedan, 2 Dr. Station Wagon, 4 Dr. Station Wagon, 4 Dr. Utility, Mixer Chassis, Sport Utility Vehicle (4 Dr.), Two Wheel Drive (4x2), I-Beam Front Axle, .8025" X 5.562", (Contains Metal Bushing)	8363B	1	F513
1951-1947	Pickup (2 Dr.), Two Wheel Drive (4x2), .8025" X 5.562", (Contains Metal Bushing)	8363B	1	F513
Leaf Spring Bushing				
1954	2 Dr. Delivery Sedan, 2 Dr. Station Wagon, 4 Dr. Station Wagon, Two Wheel Drive (4x2), I-Beam Front Axle Rear	K200993	2	F513
1954-1949	2 Dr. Delivery Sedan, 2 Dr. Station Wagon, 4 Dr. Station Wagon, 4 Dr. Utility, Mixer Chassis, Sport Utility Vehicle (4 Dr.), Four Wheel Drive (4X4)	K200993	2	F512
1954-1947	Pickup (2 Dr.)	K200993	2	F512, F513
Leaf Spring Shackle Bolt				
1954-1947	2 Dr. Delivery Sedan, 2 Dr. Station Wagon, 4 Dr. Station Wagon, Except Transverse Spring Suspension, (Requires Use With Non-Threaded Shackle)	K150352	4	F513
	2 Dr. Utility, 4 Dr. Utility, Sport Utility Vehicle (4 Dr.), (Requires Use With Non-Threaded Shackle)	K150352	4	F513
	Pickup (2 Dr.), (Requires Use With Non-Threaded Shackle)	K150352	4	F512, F513
Leaf Spring Shackle Bushing				
1954-1947	2 Dr. Delivery Sedan, 2 Dr. Station Wagon, 4 Dr. Station Wagon, Except Transverse Spring Suspension, (Requires Use With Non-Threaded Shackle)	K200927	4	F513
	2 Dr. Utility, 4 Dr. Utility, Sport Utility Vehicle (4 Dr.), (Requires Use With Non-Threaded Shackle)	K200927	4	F513
	Pickup (2 Dr.), (Requires Use With Non-Threaded Shackle)	K200927	4	F512, F513

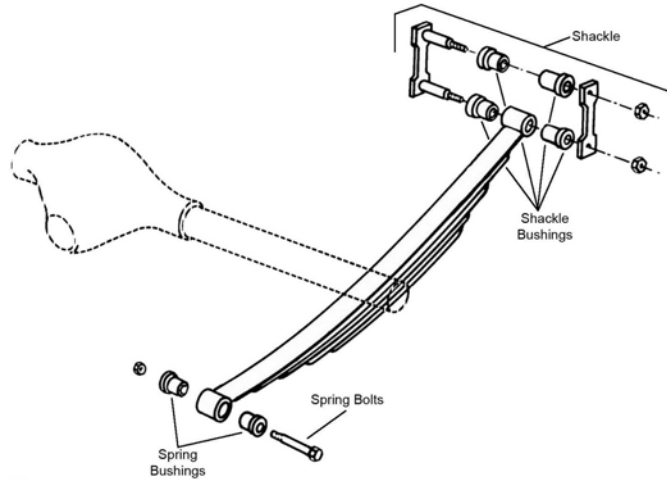
STEERING



S259

Year	Model/Application	Part	P/C Qty	Figure
Tie Rod End				
1954	226(3.7L), Two Wheel Drive (4x2), I-Beam Front Axle, (Powdered Metal Gusher Brg. For Better Lubrication)	ES62L ‡	1	S259
1954-1947	Four Wheel Drive (4X4), (Powdered Metal Gusher Brg. For Better Lubrication)	ES62L ‡	1	S259

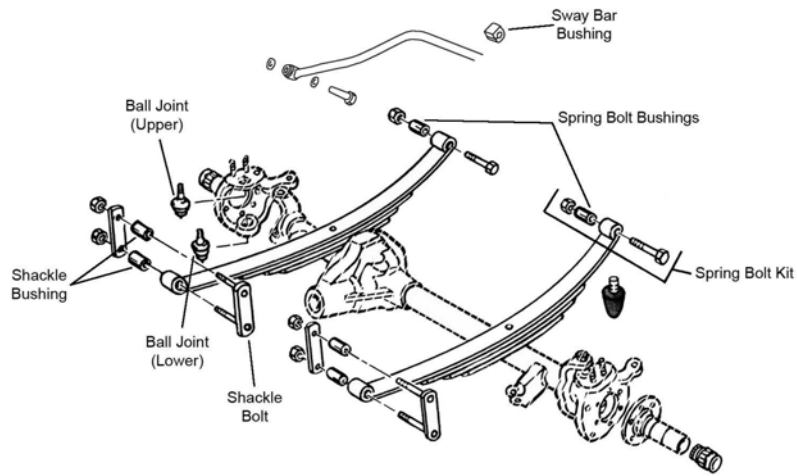
REAR SUSPENSION



R309

Year	Model/Application	Part	P/C Qty	Figure	
Leaf Spring Bushing					
1954-1947	Pickup (2 Dr.)	Front	K201000	2	R309
Leaf Spring Shackle Bushing					
1954-1947	Pickup (2 Dr.)		K201000	4	R309

FRONT SUSPENSION

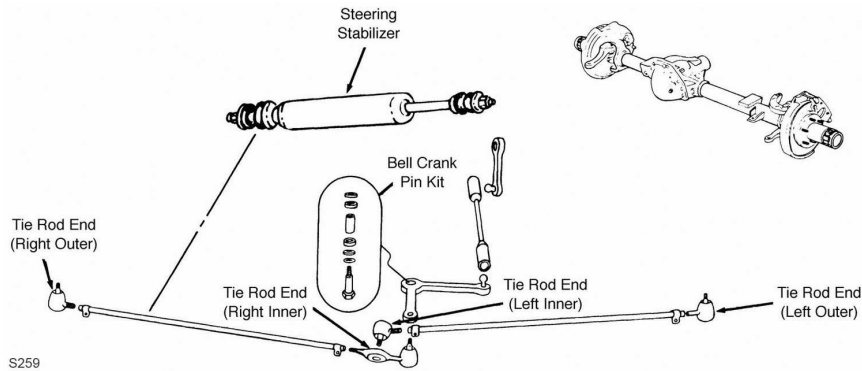


F512

Year	Model/Application	Part	P/C Qty	Figure	
CJ3A					
Leaf Spring Shackle Bolt					
1953	(Requires Use With Non-Threaded Shackle)		K150352	4	F512
CJ3B					
Leaf Spring Shackle Bolt					
1962-1953	(Requires Use With Non-Threaded Shackle)		K150352	4	F512
CJ5					
Leaf Spring Bushing					
1962-1955	Jeep Universal	Rear	K200993	2	F512
Leaf Spring Shackle Bolt					
1962-1955	(Requires Use With Non-Threaded Shackle)		K150352	4	F512
CJ6					
Leaf Spring Shackle Bolt					
1962-1956	(Requires Use With Non-Threaded Shackle)		K150352	4	F512

WILLYS MOTORS INC.-CJ Series (Cont.)

STEERING



S259

Year	Model/Application	Part	P/C Qty	Figure
------	-------------------	------	---------	--------

CJ3B

Tie Rod End

1962-1959	(Powdered Metal Gusher Brg. For Better Lubrication) (Powdered Metal Gusher Brg. For Better Lubrication) At Connecting Rod, Left Inner, Steering Arm To Connecting Rod	Right Outer	ES140R ‡	1	S259
			ES140R ‡	1	S259
1962-1953	Four Wheel Drive (4X4), (Powdered Metal Gusher Brg. For Better Lubrication)	Left Outer	ES62L ‡	1	S259

CJ5

Tie Rod End

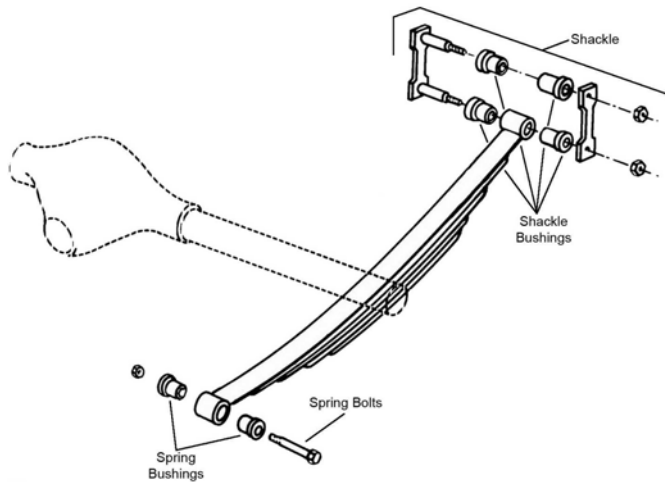
1962-1955	Four Wheel Drive (4X4), (Powdered Metal Gusher Brg. For Better Lubrication)	Left Outer	ES62L ‡	1	S259
1960-1959	(Powdered Metal Gusher Brg. For Better Lubrication) (Powdered Metal Gusher Brg. For Better Lubrication) At Connecting Rod, Left Inner, Steering Arm To Connecting Rod	Right Outer	ES140R ‡	1	S259
			ES140R ‡	1	S259

CJ6

Tie Rod End

1962-1956	Four Wheel Drive (4X4), (Powdered Metal Gusher Brg. For Better Lubrication)	Left Outer	ES62L ‡	1	S259
1960-1959	(Powdered Metal Gusher Brg. For Better Lubrication) (Powdered Metal Gusher Brg. For Better Lubrication) At Connecting Rod, Left Inner, Steering Arm To Connecting Rod	Right Outer	ES140R ‡	1	S259
			ES140R ‡	1	S259

REAR SUSPENSION



R309

Year	Model/Application	Part	P/C Qty	Figure
------	-------------------	------	---------	--------

CJ3A

Leaf Spring Bolt Kit

1953		Front	K150307	4	R309
------	--	-------	---------	---	------

Leaf Spring Bushing

1953		Front	K200993	2	R309
------	--	-------	---------	---	------

Leaf Spring Shackle Bolt

1953	(Non-Threaded Type)		K150352	4	R309
------	---------------------	--	---------	---	------

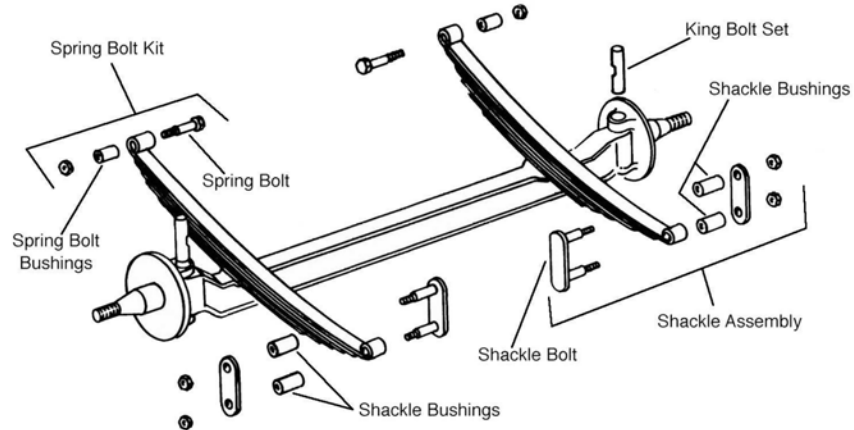
(Cont.) CJ Series-WILLYS MOTORS INC.

REAR SUSPENSION (Cont.)

Year	Model/Application	Part	P/C Qty	Figure
CJ3B				
Leaf Spring Bolt Kit				
1962-1953	Front	K150307	4	R309
Leaf Spring Bushing				
1962-1953	Front	K200993	2	R309
Leaf Spring Shackle Bolt				
1962-1953	(Non-Threaded Type)	K150352	4	R309
CJ5				
Leaf Spring Shackle Bolt				
1962-1955	(Non-Threaded Type)	K150352	4	R309
CJ6				
Leaf Spring Shackle Bolt				
1962-1956	(Non-Threaded Type)	K150352	4	R309

DJ Series-WILLYS MOTORS INC.

FRONT SUSPENSION

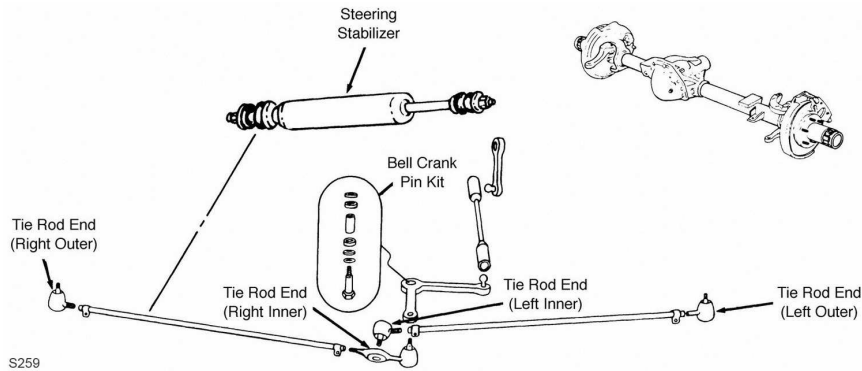


F513

Year	Model/Application	Part	P/C Qty	Figure
DJ3A				
King Bolt Set				
1962-1956	.8025" X 5.562", (Contains Metal Bushing)	8363B	1	F513
Leaf Spring Bolt				
1962-1956		K150361	2	F513
Leaf Spring Bolt Kit				
1962-1956	Rear	K150307	2	F513
Leaf Spring Bushing				
1962-1956	Rear	K200993	2	F513
Leaf Spring Shackle Bolt				
1962-1956	(Requires Use With Non-Threaded Shackle)	K150352	4	F513
Leaf Spring Shackle Bushing				
1962-1956	(Requires Use With Non-Threaded Shackle)	K200927	4	F513

WILLYS MOTORS INC.-DJ Series (Cont.)

STEERING



S259

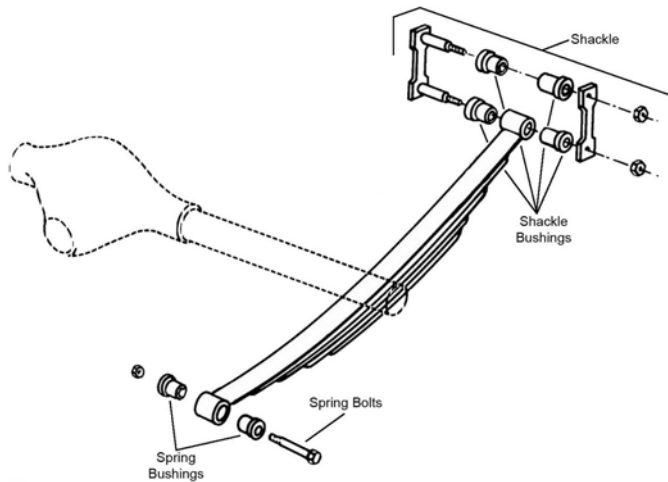
Year	Model/Application	Part	P/C Qty	Figure
------	-------------------	------	---------	--------

DJ3A

Tie Rod End

1962-1956	Four Wheel Drive (4X4), (Powdered Metal Gusher Brg. For Better Lubrication)	Left Outer	ES62L ‡	1	S259
-----------	---	------------	---------	---	------

REAR SUSPENSION



R309

Year	Model/Application	Part	P/C Qty	Figure
------	-------------------	------	---------	--------

DJ3A

Leaf Spring Bolt Kit

1962-1956		Front	K150307	2	R309
-----------	--	-------	---------	---	------

Leaf Spring Bushing

1962-1956		Front	K200993	2	R309
-----------	--	-------	---------	---	------

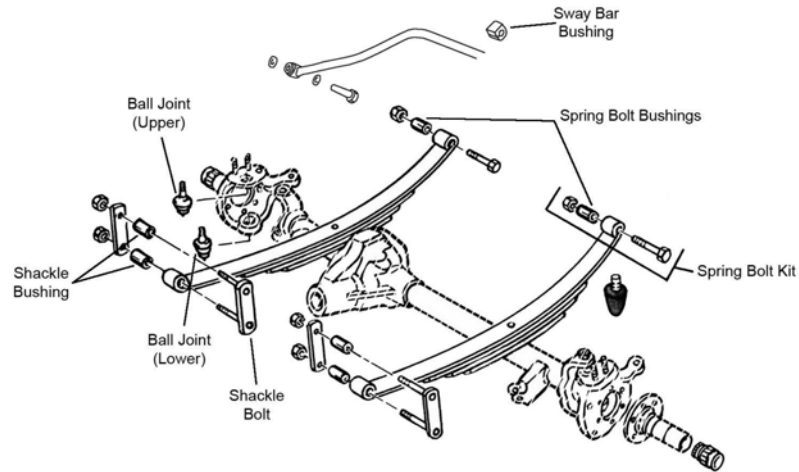
Leaf Spring Shackle Bolt

1962-1956	(Non-Threaded Type)		K150352	4	R309
-----------	---------------------	--	---------	---	------

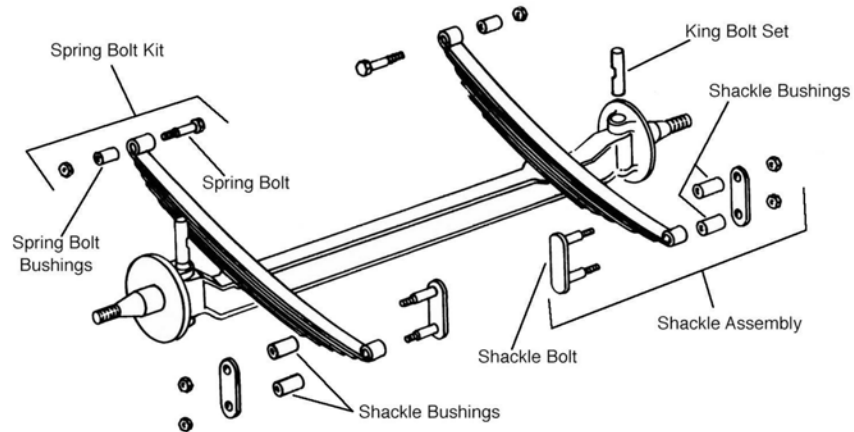
Leaf Spring Shackle Bushing

1962-1956	(Requires Use With Non-Threaded Shackle)		K200927	4	R309
-----------	--	--	---------	---	------

FRONT SUSPENSION



F512

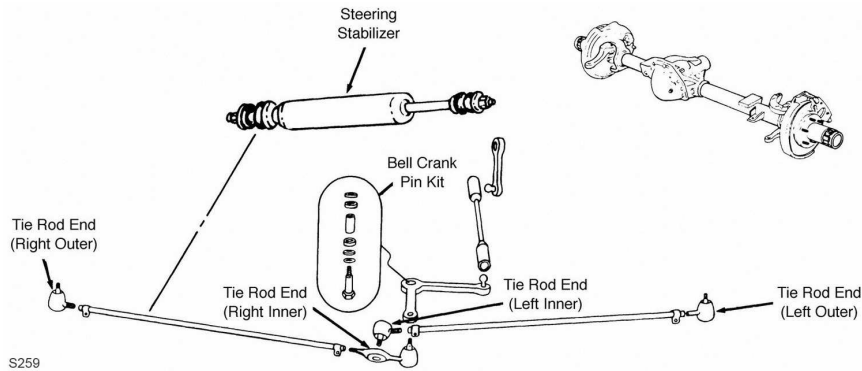


F513

Year	Model/Application	Part	P/C Qty	Figure
King Bolt Set				
1962-1957	2 Dr. Delivery Sedan, 2 Dr. Station Wagon, Two Wheel Drive (4x2), I-Beam Front Axle, .8025" X 5.562", (Contains Metal Bushing)	8363B	1	F513
	2 Dr. Delivery Sedan, 2 Dr. Station Wagon, Transverse Spring Suspension, Two Wheel Drive (4x2), .7410" X 4.562", (Contains Metal Bushing)	8325B	1	F513
Leaf Spring Bushing				
1962-1957	2 Dr. Delivery Sedan, Two Wheel Drive (4x2), I-Beam Front Axle	Rear K200993	2	F513
	2 Dr. Delivery Sedan, Pickup (2 Dr.), Four Wheel Drive (4X4)	Rear K200993	2	F512
Leaf Spring Shackle Bolt				
1962-1957	2 Dr. Delivery Sedan, 2 Dr. Station Wagon, Except Transverse Spring Suspension, (Requires Use With Non-Threaded Shackle)	K150352	4	F512, F513
	2 Dr. Utility, Pickup (2 Dr.), (Requires Use With Non-Threaded Shackle)	K150352	4	F512, F513
Leaf Spring Shackle Bushing				
1962-1957	2 Dr. Delivery Sedan, Except Transverse Spring Suspension, (Requires Use With Non-Threaded Shackle)	K200927	4	F512, F513
	Pickup (2 Dr.), (Requires Use With Non-Threaded Shackle)	K200927	4	F512, F513

WILLYS MOTORS INC.-F4-134 (Cont.)

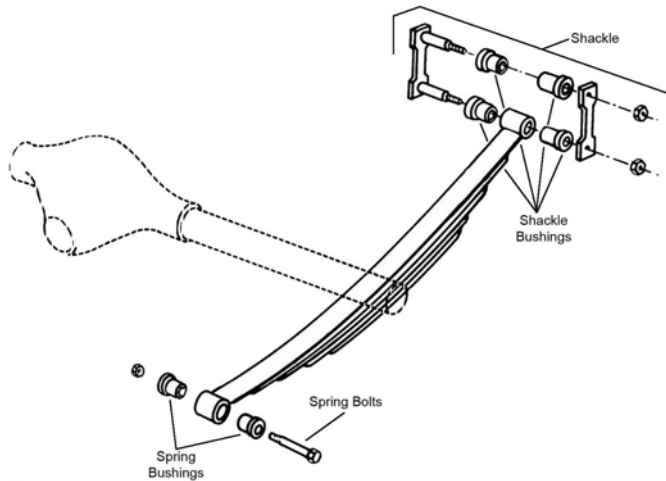
STEERING



S259

Year	Model/Application	Part	P/C Qty	Figure
Tie Rod End				
1962-1957	Four Wheel Drive (4X4), (Powdered Metal Gusher Brg. For Better Lubrication)	Left Outer	ES62L ‡	1 S259

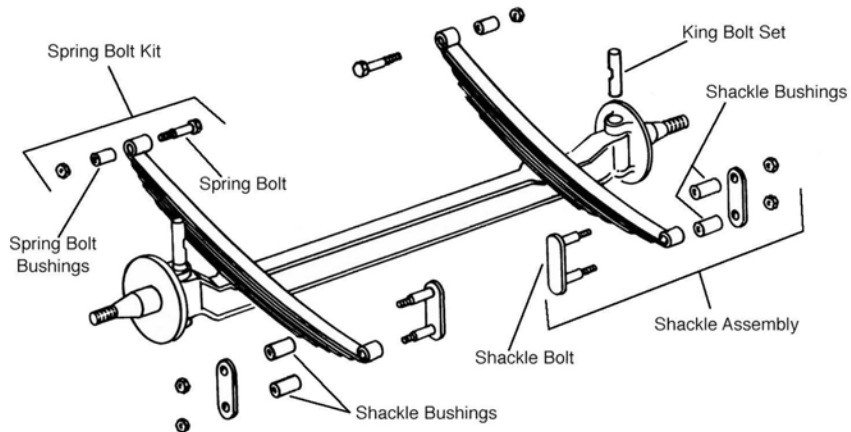
REAR SUSPENSION



R309

Year	Model/Application	Part	P/C Qty	Figure
Leaf Spring Bushing				
1962-1957	2 Dr. Utility, (Flat Head Bushing) Pickup (2 Dr.)	Front	K201071	4 R309
		Front	K201000	2 R309
Leaf Spring Shackle Bushing				
1962-1957	2 Dr. Utility, (Flat Head Bushing) Pickup (2 Dr.)		K201071	8 R309
			K201000	4 R309

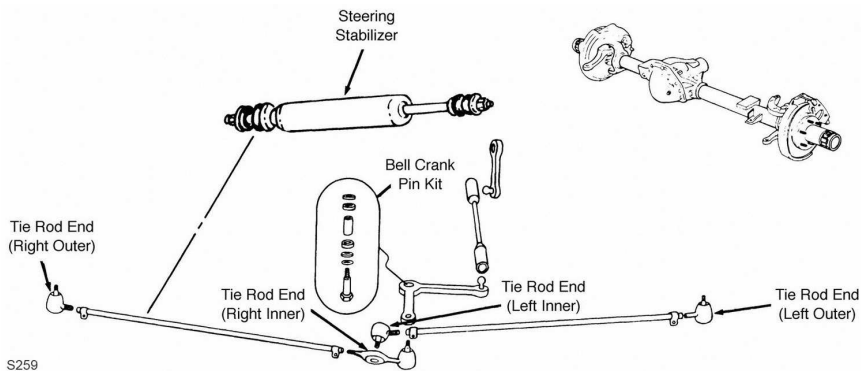
FRONT SUSPENSION



F513

Year	Model/Application	Part	P/C Qty	Figure
Leaf Spring Shackle Bolt				
1962-1957	48" Tread, (Requires Use With Non-Threaded Shackle)	K150352	4	F513
Leaf Spring Shackle Bushing				
1960-1957	48" Tread, (Requires Use With Non-Threaded Shackle)	K200927	4	F513

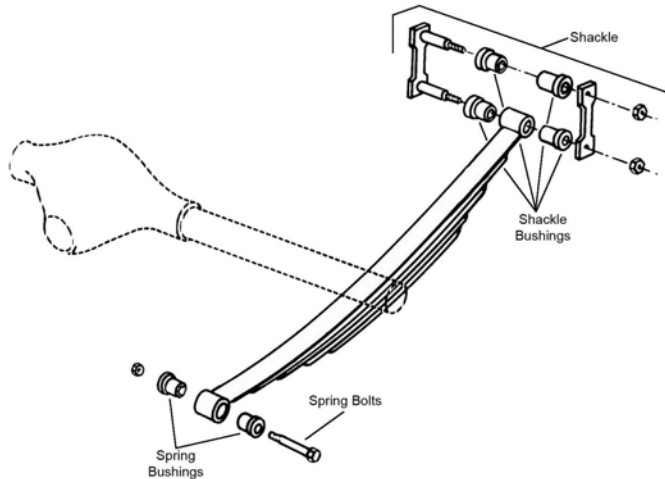
STEERING



S259

Year	Model/Application	Part	P/C Qty	Figure
Tie Rod End				
1962-1957	Four Wheel Drive (4X4), 54" Tread, (Powdered Metal Gusher Brg. For Better Lubrication)	Left Inner ES62L ‡	1	S259
1959-1957	Four Wheel Drive (4X4), 48" Tread, (Powdered Metal Gusher Brg. For Better Lubrication)	Left Outer ES62L ‡	1	S259

REAR SUSPENSION



R309

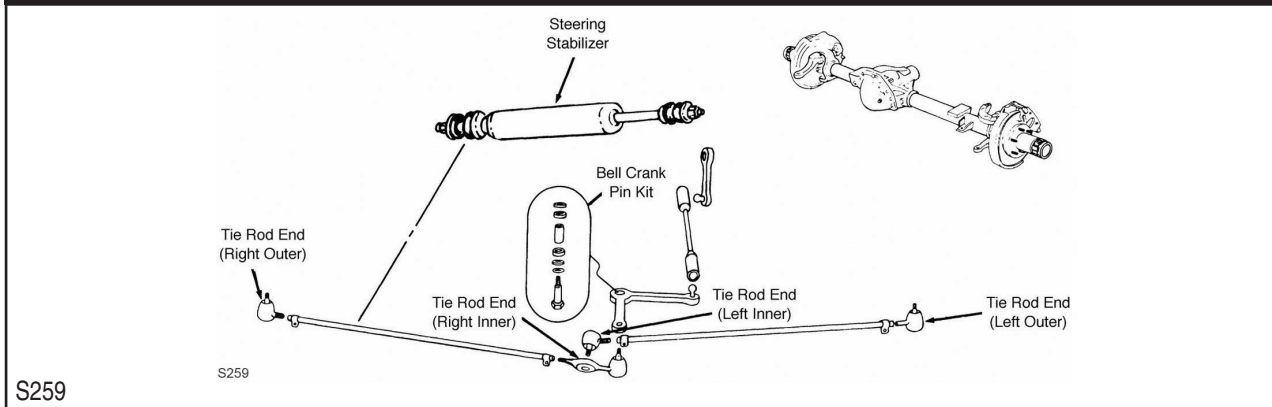
WILLYS MOTORS INC.-FC150 (Cont.)

REAR SUSPENSION (Cont.)

Year	Model/Application	Part	P/C Qty	Figure
Leaf Spring Shackle Bolt				
1962-1957	48.44" Tread, (Non-Threaded Type)	K150352	4	R309

WILLYS MOTORS INC.-FC170

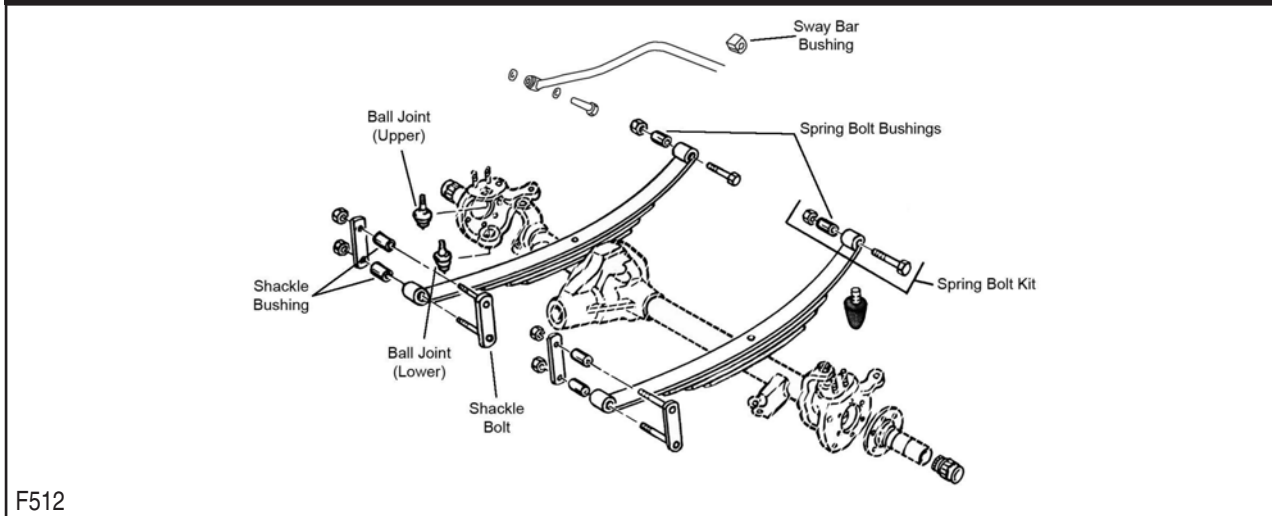
STEERING



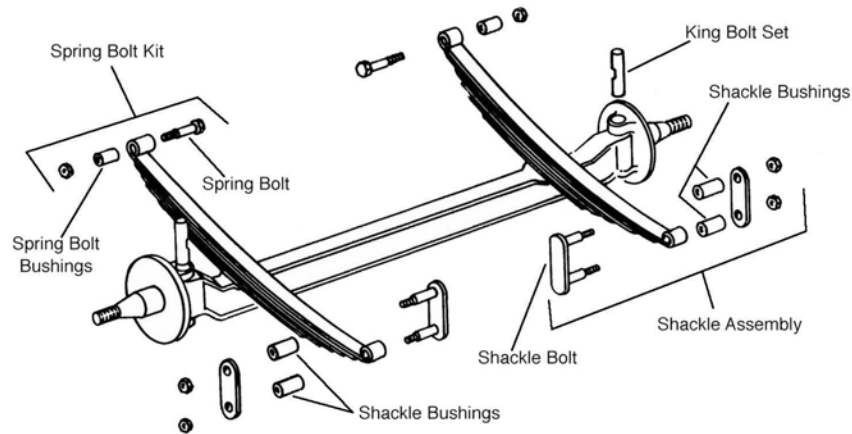
Year	Model/Application	Part	P/C Qty	Figure
Tie Rod End				
1962-1957	Four Wheel Drive (4X4), (Powdered Metal Gusher Brg. For Better Lubrication)	Left Inner	ES62L ‡	1

WILLYS MOTORS INC.-L6-226

FRONT SUSPENSION



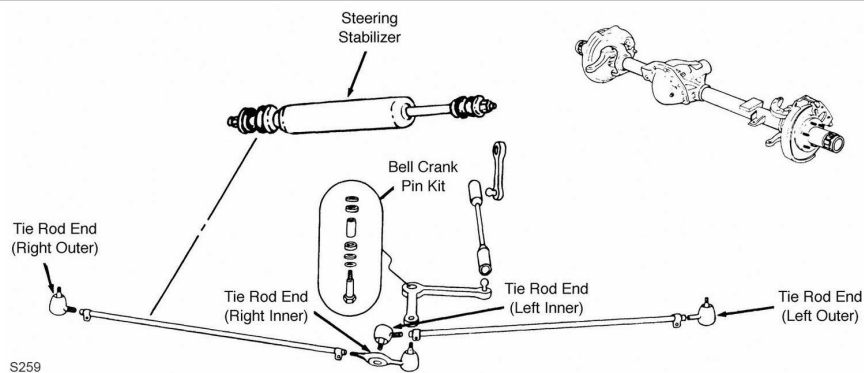
FRONT SUSPENSION (Cont.)



F513

Year	Model/Application	Part	P/C Qty	Figure
King Bolt Set				
1964-1955	2 Dr. Delivery Sedan, 2 Dr. Station Wagon, 2 Dr. Utility, Two Wheel Drive (4x2), I-Beam Front Axle, .8025" X 5.562", (Contains Metal Bushing)	8363B	1	F513
	2 Dr. Delivery Sedan, 2 Dr. Station Wagon, 2 Dr. Utility, Transverse Spring Suspension, Two Wheel Drive (4x2), .7410" X 4.562", (Contains Metal Bushing)	8325B	1	F513
Leaf Spring Bushing				
1964-1955	2 Dr. Delivery Sedan, 2 Dr. Station Wagon, Two Wheel Drive (4x2), I-Beam Front Axle	Rear K200993	2	F513
	2 Dr. Delivery Sedan, 2 Dr. Station Wagon, 2 Dr. Utility, Four Wheel Drive (4X4)	Rear K200993	2	F512
	Pickup (2 Dr.), Two Wheel Drive (4x2)	Rear K200993	2	F513
Leaf Spring Shackle Bolt				
1964-1955	2 Dr. Delivery Sedan, 2 Dr. Station Wagon, Except Transverse Spring Suspension, (Requires Use With Non-Threaded Shackle)	K150352	4	F513
	2 Dr. Utility, (Requires Use With Non-Threaded Shackle)	K150352	4	F513
	Pickup (2 Dr.), (Requires Use With Non-Threaded Shackle)	K150352	4	F512, F513
Leaf Spring Shackle Bushing				
1964-1955	2 Dr. Delivery Sedan, 2 Dr. Station Wagon, Except Transverse Spring Suspension, (Requires Use With Non-Threaded Shackle)	K200927	4	F513
	2 Dr. Utility, (Requires Use With Non-Threaded Shackle)	K200927	4	F513
	Pickup (2 Dr.), (Requires Use With Non-Threaded Shackle)	K200927	4	F512, F513

STEERING

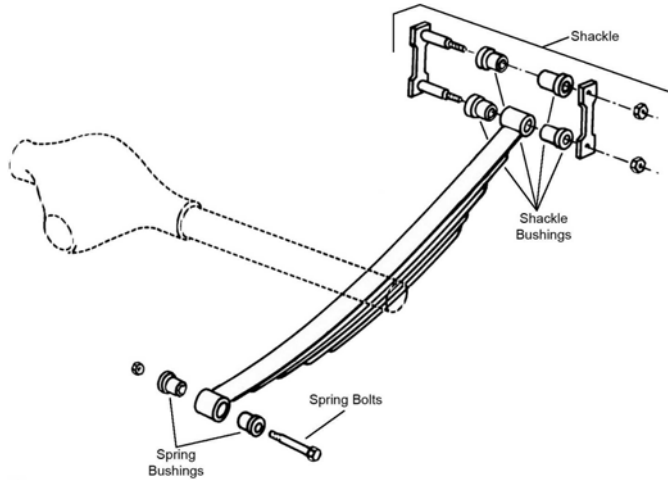


S259

Year	Model/Application	Part	P/C Qty	Figure
Tie Rod End				
1964-1955	Four Wheel Drive (4X4), (Powdered Metal Gusher Brg. For Better Lubrication)	Left Outer ES62L ‡	1	S259
	Two Wheel Drive (4x2), I-Beam Front Axle, (Powdered Metal Gusher Brg. For Better Lubrication)	Left Outer ES62L ‡	1	S259

WILLYS MOTORS INC.-L6-226 (Cont.)

REAR SUSPENSION

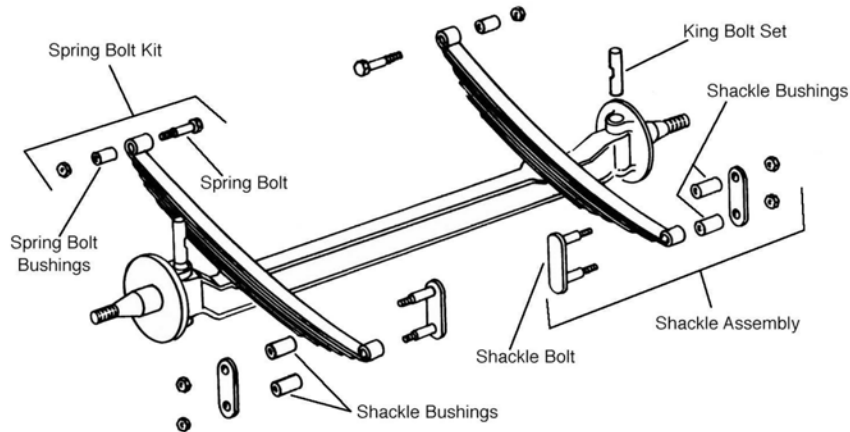


R309

Year	Model/Application	Part	P/C Qty	Figure
Leaf Spring Bushing				
1964-1955	2 Dr. Utility, (Flat Head Bushing) Pickup (2 Dr.)	Front Front	4 2	R309 R309
Leaf Spring Shackle Bushing				
1964-1955	2 Dr. Utility, (Flat Head Bushing) Pickup (2 Dr.)		8 4	R309 R309

WILLYS-OVERLAND-4 X 2

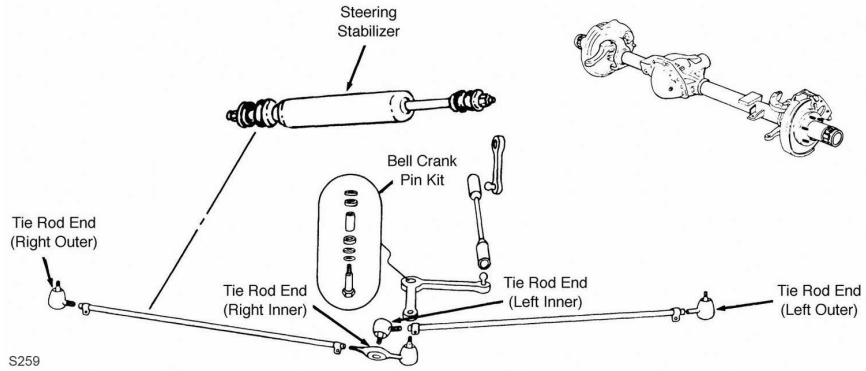
FRONT SUSPENSION



F513

Year	Model/Application	Part	P/C Qty	Figure
King Bolt Set				
1950-1948	Pickup (2 Dr.), Two Wheel Drive (4x2), .8025" X 5.562", (Contains Metal Bushing)		1	F513
Leaf Spring Bushing				
1950-1948	Pickup (2 Dr.)	Rear	2	F513
Leaf Spring Shackle Bolt				
1950-1948	Pickup (2 Dr.), (Requires Use With Non-Threaded Shackle)		4	F513
Leaf Spring Shackle Bushing				
1950-1948	Pickup (2 Dr.), (Requires Use With Non-Threaded Shackle)		4	F513

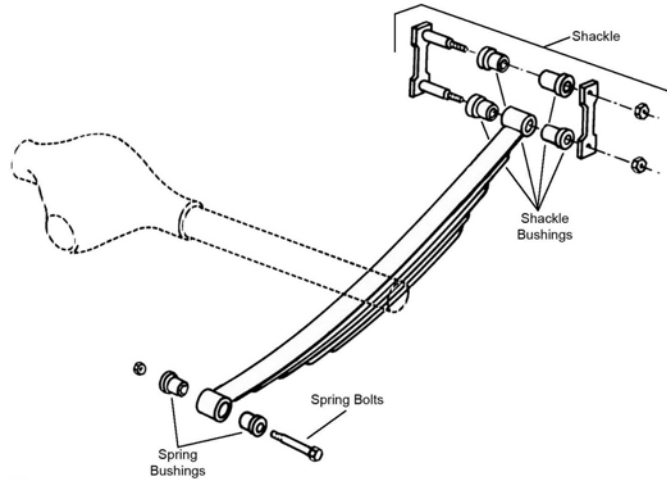
STEERING



S259

Year	Model/Application	Part	P/C Qty	Figure
Tie Rod End				
1950-1948	Four Wheel Drive (4X4), (Powdered Metal Gusher Brg. For Better Lubrication)	Left Outer	ES62L ‡	1 S259

REAR SUSPENSION

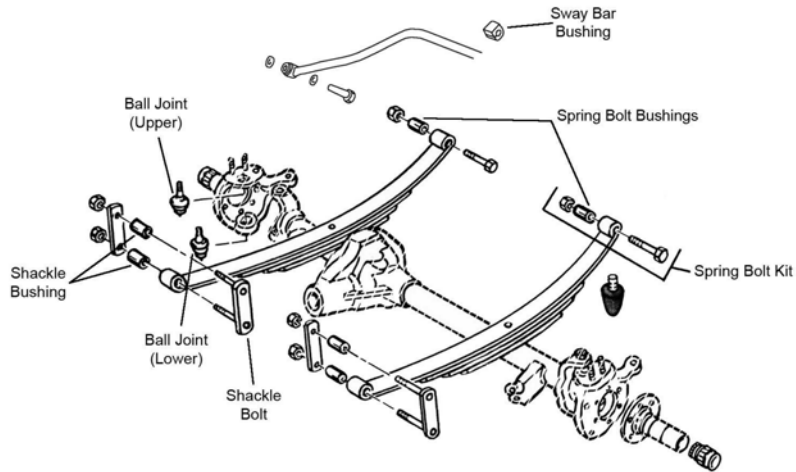


R309

Year	Model/Application	Part	P/C Qty	Figure
Leaf Spring Bushing				
1950-1948	Pickup (2 Dr.)	Front	K201000	2 R309
Leaf Spring Shackle Bushing				
1950-1948	Pickup (2 Dr.)		K201000	4 R309

WILLYS-OVERLAND-4 X 4

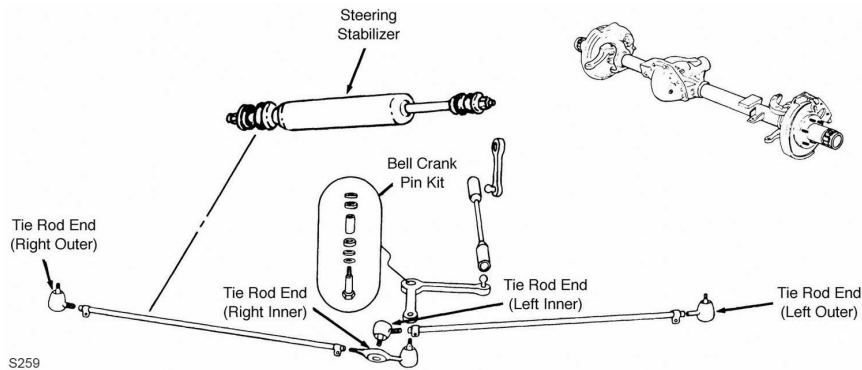
FRONT SUSPENSION



F512

Year	Model/Application	Part	P/C Qty	Figure
Leaf Spring Bushing				
1950-1947	Pickup (2 Dr.)	Rear K200993	2	F512
Leaf Spring Shackle Bolt				
1950-1947	Pickup (2 Dr.), (Requires Use With Non-Threaded Shackle)	K150352	4	F512
Leaf Spring Shackle Bushing				
1950-1947	Pickup (2 Dr.), (Requires Use With Non-Threaded Shackle)	K200927	4	F512

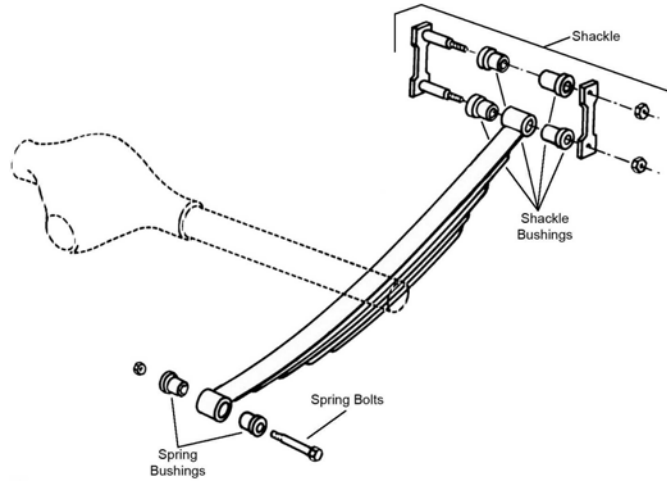
STEERING



S259

Year	Model/Application	Part	P/C Qty	Figure
Tie Rod End				
1950-1947	Four Wheel Drive (4X4), (Powdered Metal Gusher Brg. For Better Lubrication)	Left Outer ES62L ‡	1	S259

REAR SUSPENSION

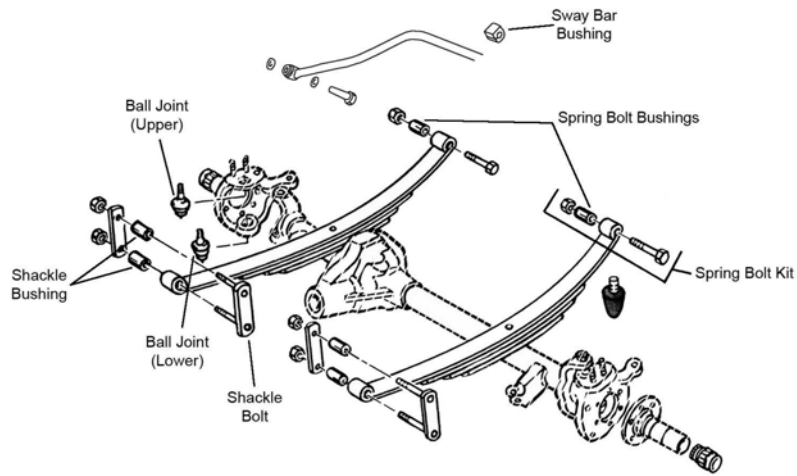


R309

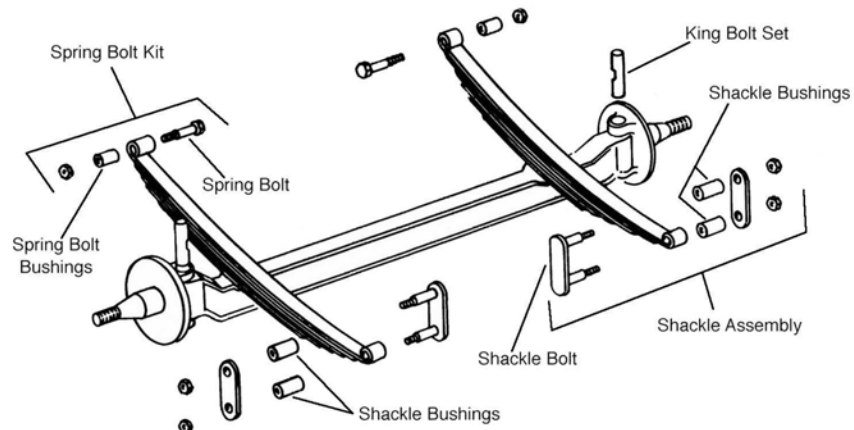
Year	Model/Application	Part	P/C Qty	Figure
Leaf Spring Bushing				
1950-1947	Pickup (2 Dr.)	Front K201000	2	R309
Leaf Spring Shackle Bushing				
1950-1947	Pickup (2 Dr.)	K201000	4	R309

473-WILLYS-OVERLAND

FRONT SUSPENSION



F512



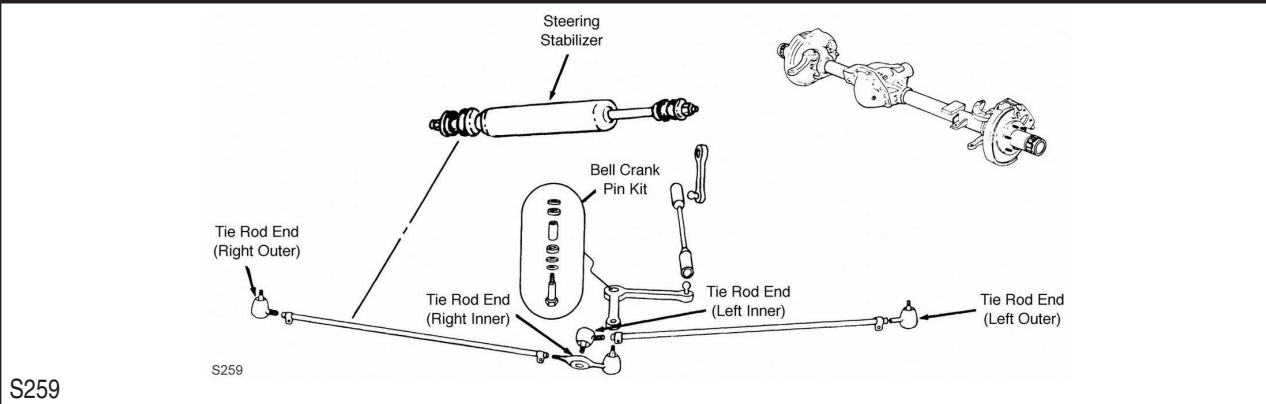
F513

WILLYS-OVERLAND-473 (Cont.)

FRONT SUSPENSION (Cont.)

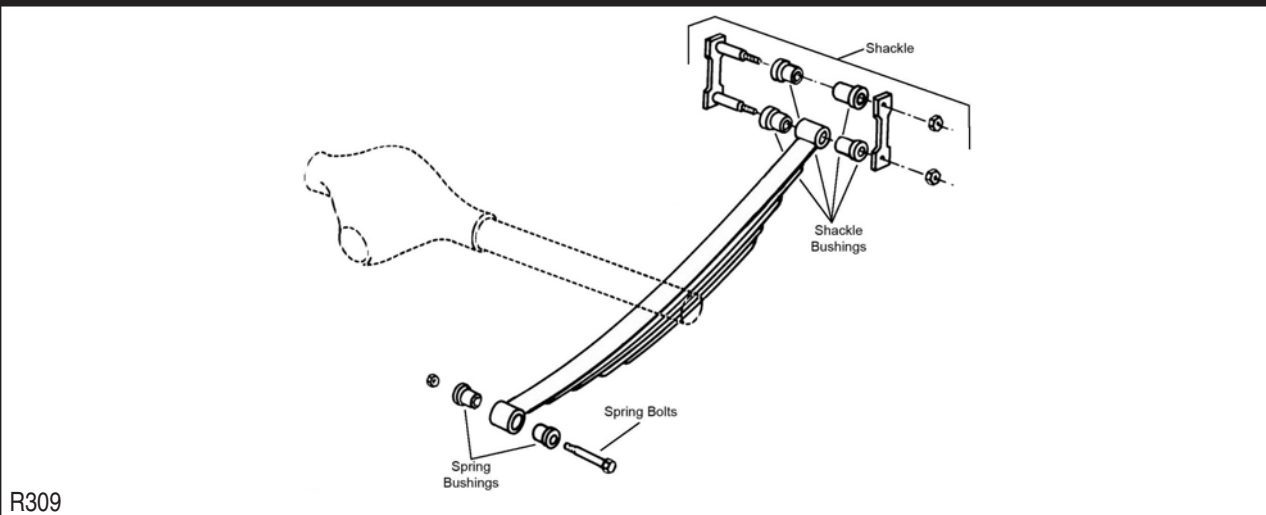
Year	Model/Application	Part	P/C Qty	Figure
King Bolt Set				
1951-1950	Pickup (2 Dr.), Two Wheel Drive (4x2), .8025" X 5.562", (Contains Metal Bushing)	8363B	1	F513
Leaf Spring Bushing				
1952-1950	Pickup (2 Dr.)	Rear K200993	2	F512, F513
Leaf Spring Shackle Bolt				
1952-1950	Pickup (2 Dr.), (Requires Use With Non-Threaded Shackle)	K150352	4	F512, F513
Leaf Spring Shackle Bushing				
1952-1950	Pickup (2 Dr.), (Requires Use With Non-Threaded Shackle)	K200927	4	F512, F513

STEERING



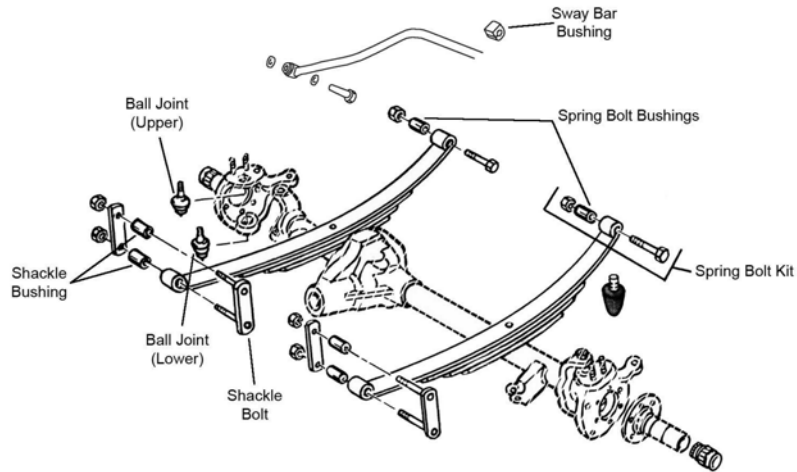
Year	Model/Application	Part	P/C Qty	Figure
Tie Rod End				
1952-1950	Four Wheel Drive (4X4), (Powdered Metal Gusher Brg. For Better Lubrication)	Left Outer ES62L ‡	1	S259

REAR SUSPENSION



Year	Model/Application	Part	P/C Qty	Figure
Leaf Spring Bushing				
1952-1950	Pickup (2 Dr.)	Front K201000	2	R309
Leaf Spring Shackle Bushing				
1952-1950	Pickup (2 Dr.)	K201000	4	R309

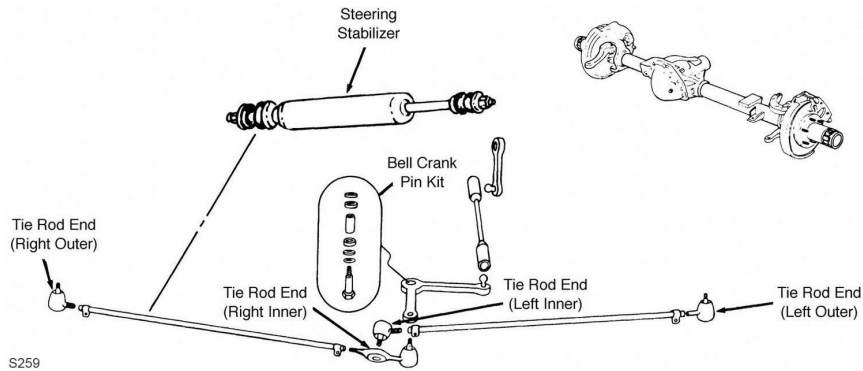
FRONT SUSPENSION



F512

Year	Model/Application	Part	P/C Qty	Figure	
CJ2A					
Leaf Spring Bushing					
1949-1945	Jeep Universal	Rear	K200993	2	F512
Leaf Spring Shackle Bolt					
1949-1945	(Requires Use With Non-Threaded Shackle)		K150352	4	F512
CJ3A					
Leaf Spring Bushing					
1952-1949	Jeep Universal	Rear	K200993	2	F512
Leaf Spring Shackle Bolt					
1952-1949	(Requires Use With Non-Threaded Shackle)		K150352	4	F512

STEERING

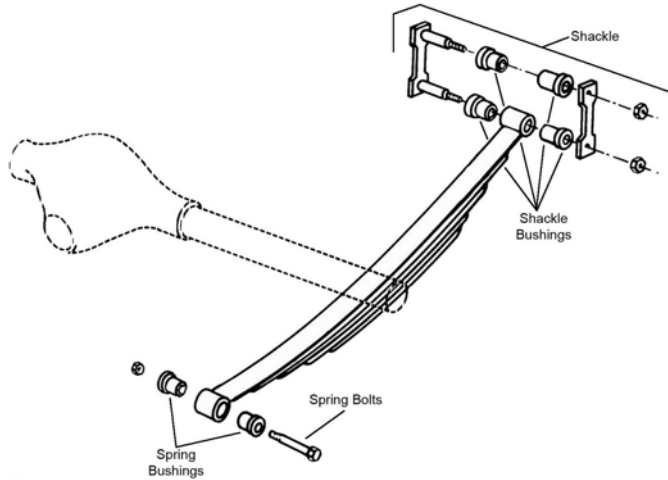


S259

Year	Model/Application	Part	P/C Qty	Figure	
CJ2A					
Tie Rod End					
1949-1945	(Powdered Metal Gusher Brg. For Better Lubrication)	Left Outer	ES62L ‡	1	S259
CJ3A					
Tie Rod End					
1952-1949	(Powdered Metal Gusher Brg. For Better Lubrication)	Left Outer	ES62L ‡	1	S259

WILLYS-OVERLAND-CJ Series (Cont.)

REAR SUSPENSION



R309

Year	Model/Application	Part	P/C Qty	Figure
CJ2A				
Leaf Spring Bolt Kit				
1949-1945		Front	K150307	4 R309
Leaf Spring Bushing				
1949		Front	K200993	2 R309
Leaf Spring Shackle Bolt				
1949-1945	(Non-Threaded Type)		K150352	4 R309
CJ3A				
Leaf Spring Bolt Kit				
1952-1949		Front	K150307	4 R309
Leaf Spring Bushing				
1952-1949		Front	K200993	2 R309
Leaf Spring Shackle Bolt				
1952-1949	(Non-Threaded Type)		K150352	4 R309

WILLYS-OVERLAND-Military Jeep

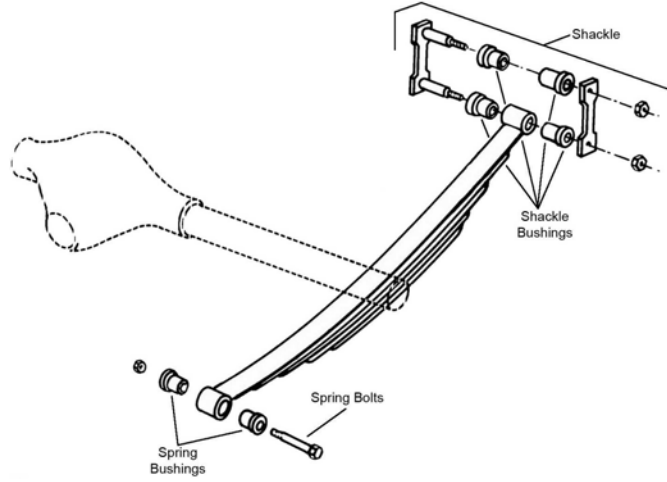
FRONT SUSPENSION

Year	Model/Application	Part	P/C Qty	Figure
Leaf Spring Bolt				
1945-1941	Military Jeep		K150361	2
Leaf Spring Bolt Kit				
1945-1941	Military Jeep	Rear	K150307	2
Leaf Spring Bushing				
1945-1941		Rear	K200993	2

STEERING

Year	Model/Application	Part	P/C Qty	Figure
Tie Rod End				
1945-1941	(Powdered Metal Gusher Brg. For Better Lubrication)	Outer	ES62L ‡	2

REAR SUSPENSION



R309

Year	Model/Application	Part	P/C Qty	Figure
Leaf Spring Bolt Kit				
1945-1941	Military Jeep	Front K150307	2	R309
Leaf Spring Bushing				
1945-1941		Front K200993	2	

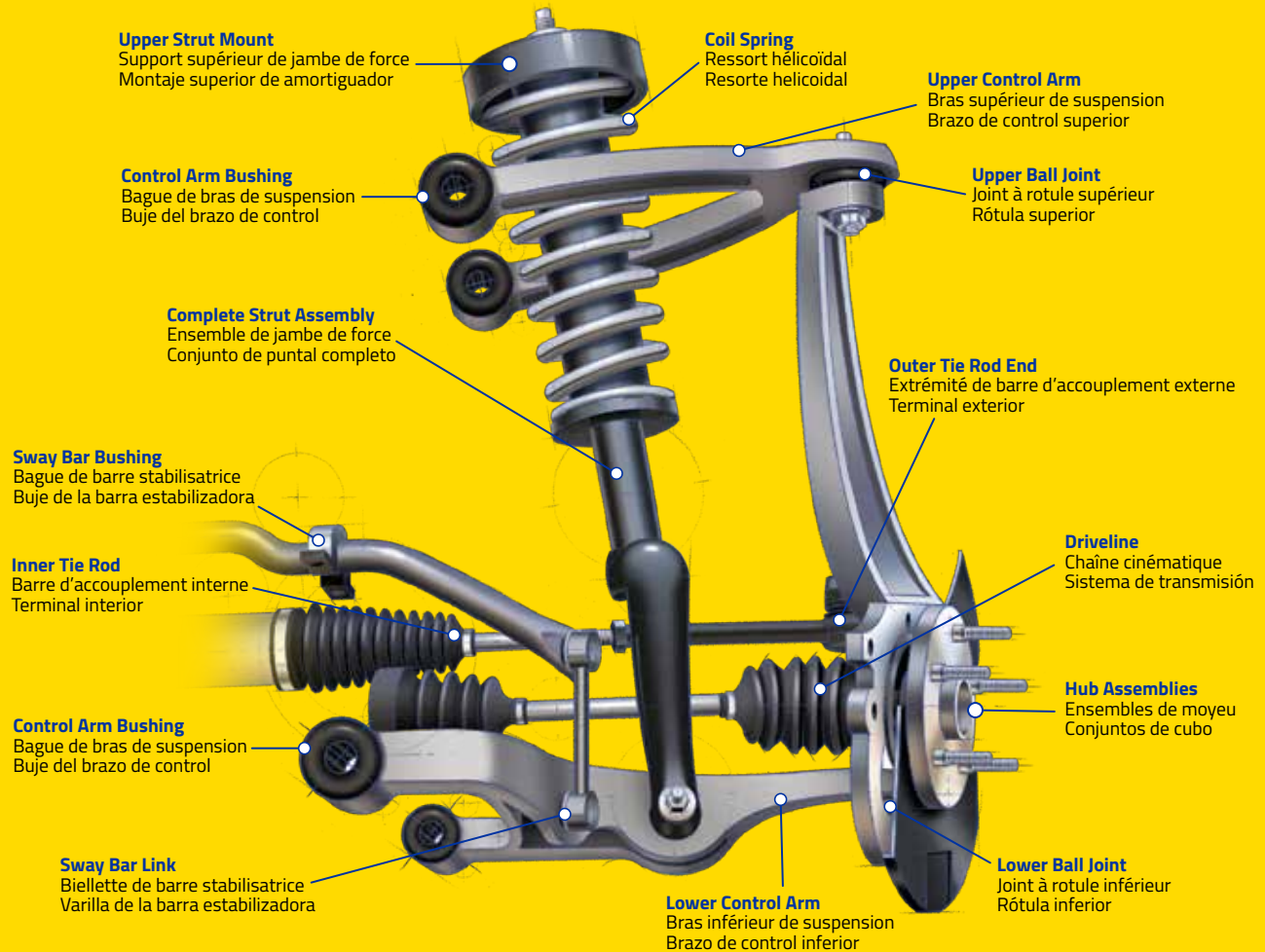


The Problem Solver®

Total Undercar Solutions

Solutions complètes pour le dessous du châssis

Soluciones totales para el chasis



From engineering to testing to manufacturing to unmatched support – MOOG® always goes the extra mile to ensure our parts live up to their reputation for quality and durability.

360° Support
www.fmgaragegurus.com



Onsite



Online



On-Demand



On-The-Go



On-Call

For parts lookup, visit: www.fme-cat.com
Tech line: 1-800-325-8886

moogparts.com



©2018 Federal-Mogul Motorparts LLC. MOOG, Garage Gurus, and Parts Matter are trademarks owned by Federal-Mogul LLC, or one or more of its subsidiaries, in one or more countries. All other trademarks shown are the property of their respective owners.