

The logo for Motive Gear is displayed in a large, white, outlined font. The word "Motive" is on the top line and "Gear" is on the bottom line. A registered trademark symbol (®) is located to the right of the word "Gear". The background of the logo area is a solid blue color with faint, white line art of interlocking gears.

Motive Gear[®]

DIFFERENTIAL CATALOG


Motive Gear[®]



MOTIVE GEAR DIFFERENTIAL CATALOG

MODEL NAME	PAGE #	MODEL NAME	PAGE #
AMC® MODEL 20 12 BOLT - REAR	2	GM® 7.2" IFS - FRONT	25
CHRYSLER® 7.25" - FRONT & REAR	2	GM® 7.5", 7.6" - REAR & GM® 7.6" IFS - FRONT	26
CHRYSLER® 8.0" STANDARD - FRONT	2	GM® 7.5" PRO GEARS (9310 STEEL)	27
CHRYSLER® 8.25" & 8.375" - REAR	3	GM® 7.6" -195MM 2010-2015 CAMARO® - REAR	28
CHRYSLER® 8.75" EARLY (741) - REAR	3	GM® 7.75" BORG WARNER® 9 BOLT - REAR	28
CHRYSLER® 8.75" EARLY (742) - REAR	4	PONTIAC® 2004-2006 GTO® - REAR	28
CHRYSLER® 8.75" LATE (489) - REAR	4	GM® 8.2" 1955-1964, CAR DROPOUT - REAR	29
CHRYSLER® 9.25" AAM 12 & 14 BOLT - FRONT	5	GM® 8.2" - 10 BOLT 1964-1972 - REAR	29
CHRYSLER 9.25" & C235 ZF 12 BOLT - REAR	5	GM® BOP 8.2" - 10 BOLT BUICK®, OLDSMOBILE® & PONTIAC® - REAR	29
CHRYSLER® AAM 11.5" 14 BOLT - REAR	6	GM® 8.25" IFS - FRONT	30
CHRYSLER® AAM 11.8" 14 BOLT	7	GM® 8.3" IRS 210MM - REAR	30
DANA® 30 STANDARD - FRONT	7	GM® 8.5" & 8.6" 10 BOLT - FRONT & REAR	31
DANA® 30 REVERSE/HIGH PINION - FRONT	7	GM® 8.6" IRS -281MM 2010-2015 CAMARO® - REAR	32
DANA® 30 JK REVERSE - FRONT	8	GM® CORVETTE® 1963-1979 - REAR	32
DANA® 30 TJ STANDARD - FRONT	8	GM® CORVETTE® 1997-2013 C5 & C6 - REAR	32
DANA® 30 ZJ STANDARD - FRONT	8	GM® CORVETTE® 2006-2013 C6 Z06 - REAR	32
DANA® 35 STANDARD - FRONT & REAR	9	GM® CORVETTE® 2014 & LATER C7 - REAR	33
DANA® 35 REVERSE/HIGH PINION - FRONT	9	GM® 8.875" 12 BOLT CAR - REAR	33
DANA® 44 STANDARD - 1967 & EARLIER - KITS	10	GM® 8.875" 12 BOLT TRUCK - REAR	33
DANA® 44 STANDARD 1968-2006 - FRONT & REAR	11	GM® 9.25" IFS - FRONT	34
DANA® 44 REVERSE/HIGH PINION - FRONT	12	GM® 9.5" 12 BOLT - REAR	34
DANA® 44 - SUPER 44 - REAR	12	GM® 9.5" 14 BOLT - REAR	34
DANA® 44 JK - REAR	13	GM® 9.76" 12 BOLT - REAR	35
DANA® 44 JK - FRONT	13	GM® 10.5" 14 BOLT - REAR	35
DANA® 50	14	GM® AAM 11.5" 14 BOLT - REAR	36
DANA® 60 STANDARD - FRONT & REAR	14	GM® OLDSMOBILE® 8.5" - 12 BOLT COVER 10 BOLT RING GEAR - REAR	36
DANA® 60 REVERSE/HIGH PINION - FRONT	15	NISSAN® DANA® 44 - REAR	36
DANA® 70, 70U & HD - REAR	15	NISSAN® H233B - FRONT	36
DANA® 80 - REAR	16	NISSAN® H233B - REAR	37
DANA® M275 ADVANTEK® 2017 & LATER 14 BOLT - REAR	16	NISSAN® TITAN® DANA® 205 - FRONT	37
DANA® M300 ADVANTEK® 2017 & LATER 14 BOLT - REAR	16	SUZUKI® SAMURAI® - FRONT & REAR	37
FORD® 7.5" 10 BOLT - REAR	16	TOYOTA® 7.5" REVERSE 1995-2004 TACOMA® - FRONT	37
FORD® 8" - REAR	17	TOYOTA® 7.5" STANDARD - EARLY IFS FRONT & 2WD REAR	38
FORD® 8.8" IFS - FRONT	17	TOYOTA® 7.8" 4 CYLINDER - FRONT & REAR	38
FORD® 8.8" 10 BOLT - REAR	18	TOYOTA® 7.8" V6 & TURBO - REAR	38
FORD® 9" STREET GEARS	19-20	TOYOTA® 8" REVERSE CLAMSHELL 2005 & LATER - FRONT	39
FORD® 9" PERFORMANCE "AX SERIES"	21	TOYOTA® 8" REVERSE LAND CRUISER® - FRONT	39
FORD® 9" PRO GEARS 1957 & UP (9310 STEEL)	22	TOYOTA® 8.2" 2010-2015 - REAR	39
FORD® 9.5" PRO GEARS (9310 STEEL)	22	TOYOTA® 8.4" 1995-2015 TACOMA® - REAR	39
FORD® 9.75" 12 BOLT - REAR	23	TOYOTA® 8.75" 2016 & ON TACOMA® - REAR	40
FORD® 10 PRO GEARS (9310 STEEL)	23	TOYOTA® 9" REVERSE 2007-2014 - FRONT	40
FORD® 10.25" (EARLY) 1985-1992 - REAR	24	TOYOTA® 9.5" LAND CRUISER® - FRONT AND REAR	40
FORD® 10.25" (LATE) 1993-1998 - REAR	24	TOYOTA® 10.5" 2007 & ON TUNDRA® 5.7L - REAR	40
FORD® 10.5" - 1999 & LATER - REAR	25		

Disclaimer: Parts listed in this catalog are not necessarily manufactured by the original equipment manufacturer and any reference to the trademarks or part numbers of others are for cross reference informational purposes only. The photos provided herein are provided only for illustrative purposes. The actual products supplied may differ. The trademarks of others referred to herein are owned by their respective companies and are not affiliated in any way with Midwest Truck & Auto Parts, Inc.® or TEN Factory™. World American®, Motive Gear®, Motive Gear Performance® are registered trademarks of Midwest Truck & Auto Parts, Inc.®. Use of the® in connection with a mark of Midwest Truck & Auto Parts, Inc.® indicates that the mark is registered in at least the United States. No representation is made with respect to the source of manufacture of any particular part. While every effort is made to provide accurate information, no guarantee is provided as to the accuracy of the information contained herein. We are not responsible for typographical errors. Midwest Truck & Auto Parts, Inc.® All Rights Reserved.




AMC® MODEL 20 12 BOLT - REAR

MOTIVE GEAR #	TEETH	RATIO
AM20-331	43-13	3.31
AM20-354	39-11	3.54
AM20-373	41-11	3.73
AM20-410	41-10	4.10
AM20-456	41-9	4.56
AM20-488	39-8	4.88

AMC® MODEL 20 12 BOLT - KITS

MOTIVE GEAR #	DESCRIPTION
R20RMK*	MASTER BEARING KIT: AMC®/JEEP®
R20R*	BEARING KIT: AMC®/JEEP®
R20RH*	BEARING KIT: HUMMER®
R20RPK*	PINION KIT: AMC®/JEEP®
AM20IK	INSTALL KIT: AMC®/JEEP®




CHRYSLER® 7.25" - FRONT & REAR

MOTIVE GEAR #	TEETH	RATIO
C7.25-293	41-11	2.93
C7.25-355	39-11	3.55
C7.25-390	39-10	3.90
C7.25-410	41-10	4.10

CHRYSLER® 7.25" - KITS

MOTIVE GEAR #	DESCRIPTION
R7.25RMK*	MASTER BEARING KIT
R7.25R*	BEARING KIT
R7.25RPK*	PINION BEARING KIT
C7.25IK	INSTALL KIT




CHRYSLER® 8.0" STANDARD - FRONT

MOTIVE GEAR #	TEETH	RATIO
C8-391	39-10	3.91
C8-410	41-10	4.10
C8-456	41-9	4.56

CHRYSLER® 8.0" STANDARD - KITS

MOTIVE GEAR #	DESCRIPTION
RC8RMK*	MASTER BEARING KIT: '03-'11 RAM® 1500
RC8RAMK*	MASTER BEARING KIT: '00-'09 DAKOTA®, '04-'09 DURANGO®
RC8R*	BEARING KIT: '03-'11 RAM® 1500
RC8RA*	BEARING KIT: '00-'09 DAKOTA®, '04-'09 DURANGO®
R8IK	INSTALL KIT




CHRYSLER® 8.25" & 8.375" - REAR

MOTIVE GEAR #	TEETH	RATIO
C8.25-271	46-17	2.71
C8.25-321	45-14	3.21
C8.25-355 #	39-11	3.55
C8.25-373 #	41-11	3.73
C8.25-390 #	39-10	3.90
C8.25-410 #	41-10	4.10
C8.25-456 #	41-9	4.56

#DRILLED FOR 3/8" & 10MM RING GEAR BOLTS

CHRYSLER® 8.25" & 8.375" - KITS

MOTIVE GEAR #	DESCRIPTION
R8.25RSK*	SUPER BEARING KIT: '76-'00
R8.25REMK*	MASTER BEARING KIT: '70-'75
R8.25RMK*	MASTER BEARING KIT: '76-'00
R8.25RJM*	MASTER BEARING KIT: '00-'04
R8.25RJLMK	MASTER BEARING KIT: '05-'13
R8.25R*	BEARING KIT: '76-'00
R8.25RJ*	BEARING KIT: '00-'13
R8.25RPM*	PINION BEARING KIT: '70-'00
C8.25IK	INSTALL KIT: '70-'00



CHRYSLER® 8.75" EARLY (741) - REAR

MOTIVE GEAR PERFORMANCE #	TEETH	RATIO
C887355M	39-11	3.55
C887373M	41-11	3.73


ALL REQUIRE A 29 SPLINE PINION YOKE

CHRYSLER® 8.75" EARLY (741) - KITS

MOTIVE GEAR #	DESCRIPTION
R8.75RMMK*	MASTER BEARING KIT: WITH 25590 CARRIER BEARING ID 1.79"
R8.75RMAMK*	MASTER BEARING KIT: WITH LM104949 CARRIER BEARINGS ID 2.00"
R8.75RM*	BEARING KIT: WITH 25590 CARRIER BEARING ID 1.79"
R8.75RMA*	BEARING KIT: WITH LM104949 CARRIER BEARINGS ID 2.00"
R8.75RMPK*	PINION BEARING KIT
C8.75IKM	INSTALL KIT

* ADD "T" TO THE END OF THE PART NUMBER FOR TIMKEN® BEARINGS

CHRYSLER® 8.75" EARLY (742) - REAR




MOTIVE GEAR PERFORMANCE #	TEETH	RATIO
C887373E	41-11	3.73
C887391E	43-11	3.91
C887430E	43-10	4.30
C887486E	34-7	4.86

ALL REQUIRE A 10 SPLINE PINION YOKE

CHRYSLER® 8.75" EARLY (742) - KITS

MOTIVE GEAR #	DESCRIPTION
R8.75ERMK*	MASTER BEARING KIT: WITH 25590 CARRIER BEARING ID 1.79"
R8.75ERSMK*	MASTER BEARING KIT: WITH LM104949 CARRIER BEARINGS ID 2.00"
R8.75ER*	BEARING KIT: WITH 25590 CARRIER BEARING ID 1.79"
R8.75ERS*	BEARING KIT: WITH LM104949 CARRIER BEARINGS ID 2.00"
C8.75IKE	INSTALL KIT

CHRYSLER® 8.75" LATE (489) - REAR




MOTIVE GEAR PERFORMANCE #	TEETH	RATIO
C887355L-10 #	39-11	3.55
C887355L*	39-11	3.55
C887373L-10 #	41-11	3.73
C887373L*	41-11	3.73
C887391L-10 #	43-11	3.91
C887391L*	43-11	3.91
C887410L*	41-10	4.10
C887456L-10 #	41-9	4.56
C887456L*	41-9	4.56
C887486L-10 #	34-7	4.86
C887486L*	34-7	4.86

10 SPLINE PINION *29 SPLINE PINION

CHRYSLER® 8.75" LATE (489) - KITS

MOTIVE GEAR #	DESCRIPTION
R8.75RLMK*	MASTER BEARING KIT: WITH 25590 CARRIER BEARING ID 1.79"
R8.75RLAMK*	MASTER BEARING KIT: WITH LM104949 CARRIER BEARINGS ID 2.00"
R8.75RL*	BEARING KIT: WITH 25590 CARRIER BEARING ID 1.79"
R8.75RLA*	BEARING KIT: WITH LM104949 CARRIER BEARINGS ID 2.00"
R8.75RLPK*	PINION BEARING KIT
C8.75IKL	INSTALL KIT

CHRYSLER® 9.25" AAM 12 & 14 BOLT - FRONT



MOTIVE GEAR #	TEETH	RATIO
C9.25-373F	41-11	3.73
C9.25-410F	41-10	4.10
C9.25-456F	41-9	4.56
C9.25-488F	39-8	4.88
C9.25-342F-1	41-12	3.42
C9.25-373F-1	41-11	3.73
C9.25-410F-1	41-10	4.10
C9.25-456F-1	41-9	4.56
C9.25-342F-2	41-12	3.42
C9.25-373F-2	41-11	3.73
C9.25-410F-2	41-10	4.10
C9.25-444F-2	40-9	4.44
C9.25-456F-2	41-9	4.56


C9.25-XXF FITS '03-'06

C9.25-XXF-1 FITS 2007-2013

C9.25-XXF-2 FITS 2014 & ON

CHRYSLER® 9.25" AAM® 12 & 14 BOLT - KITS

MOTIVE GEAR #	DESCRIPTION
R9.25RLAMK*	MASTER BEARING KIT: '03-ON RAM® 2500S & 3500S
R9.25RLA*	BEARING KIT: '03-ON RAM® 2500S & 3500S
R9.25RLAPK*	PINION BEARING KIT: '03-ON RAM® 2500S & 3500S
C9.25IKLA	INSTALL KIT: '03-ON RAM® 2500S & 3500S



CHRYSLER® 9.25" & C235 ZF 12 BOLT - REAR

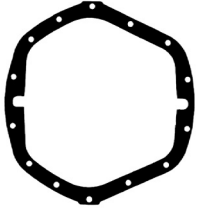
MOTIVE GEAR #	TEETH	RATIO
C9.25-321 #	45-14	3.21
C9.25-355 #	39-11	3.55
C9.25-392 #	39-10	3.90
C9.25-410 #	41-10	4.10
C9.25-456 #	41-9	4.56

DUAL DRILLED FOR 7/16" & 14 MM BOLTS

CHRYSLER® 9.25" & C235 ZF 12 BOLT - KITS

MOTIVE GEAR #	DESCRIPTION
R9.25RSK*	SUPER BEARING KIT: '70-'00
R9.25RMK*	MASTER BEARING KIT: '70-'00
R9.25RLMK*	MASTER BEARING KIT: '01-'00
R9.25RZFMK*	MASTER BEARING KIT: '11-ON
R9.25R*	BEARING KIT: '70-'00
R9.25RL*	BEARING KIT: '01-'00
R9.25RZF*	BEARING KIT: '11-ON
R9.25RPK*	PINION BEARING KIT: '70-'00
C9.25IK	INSTALL KIT: '70-'00
C9.25IKL	INSTALL KIT: '01-'00

* ADD "T" TO THE END OF THE PART NUMBER FOR TIMKEN® BEARINGS



CHRYSLER® AAM 11.5" 14 BOLT - REAR

MOTIVE GEAR #	TEETH	RATIO
GM11.5-342	41-12	3.42
GM11.5-373	41-11	3.73
GM11.5-410	41-10	4.10
GM11.5-456	41-9	4.56
GM11.5-488	39-8	4.88
GM11.5-513	41-8	5.13
GM11.5-538	43-8	5.38
C11.5-342-1	41-12	3.42
C11.5-373-1	41-11	3.73
C11.5-410-1	41-10	4.10
C11.8-342PK	41-12	3.42
C11.8-373PK	41-11	3.73
C11.8-410PK	41-10	4.10
C11.8-456PK	41-9	4.56
C11.8-488PK	39-8	4.88
C11.8-513PK	41-8	5.13
C11.8-538PK	43-8	5.38

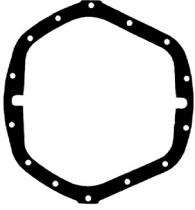
C11.5-XXX-1 FITS '14-ON RAM® 2500S. 2.125" PINION GEAR

C11.8-XXXPK FITS '14-ON RAM® 2500S. CONTAINS CONVERSION PINION BEARING KIT & EARLY 2.00" PINION GEAR

CHRYSLER® AAM 11.5" 14 BOLT - KITS

MOTIVE GEAR #	DESCRIPTION
R11.5CRMK*	MASTER BEARING KIT: '03-'10 RAM® 2500S & 3500S
R11.5RLMK*	MASTER BEARING KIT: '11-ON RAM® 3500S & '11-'13 RAM® 2500S
R11.8RMKT	MASTER BEARING KIT: '14-ON RAM® 2500S W/ 2.125" PINION
R11.8RCONVMKT	MASTER BEARING KIT: '14-ON RAM® 2500S CONVERSION KIT W/ 2.00" PINION
R11.5R*	BEARING KIT: '03-'10 RAM® 2500S & 3500S
R11.8RL*	BEARING KIT: '11-ON RAM® 3500S & '11-'13 RAM® 2500S
R11.8RT	BEARING KIT: '14-ON RAM® 2500S W/ 2.125" PINION
R11.8RCONVT	BEARING KIT: '14-ON RAM® 2500S CONVERSION KIT W/ EARLY 2.00" PINION
R11.5RPK*	PINION BEARING KIT: '03-'10 RAM® 2500S & 3500S
R11.5RLPKT*	PINION BEARING KIT: '11-ON RAM® 3500S & '11-'13 RAM® 2500S
R11.8RTCONVPK	PINION BEARING KIT: '14-ON RAM® 2500S CONVERSION KIT W/ EARLY 2.00" PINION
C11.5IK	INSTAL KIT: '03-ON RAM® 3500S & '03-'13 RAM® 2500S

CHRYSLER® AAM 11.8" 14 BOLT



MOTIVE GEAR #	TEETH	RATIO
C11.8-342PK	41-12	3.42
C11.8-373PK	41-11	3.73
C11.8-410PK	41-10	4.10
C11.8-456PK	41-9	4.56
C11.8-488PK	39-8	4.88
C11.8-513PK	41-8	5.13
C11.8-538PK	43-8	5.38
C11.8-373-1	41-11	3.73
C11.8-410-1	41-10	4.10


C11.8-XXXPK FITS '14-'15. CONTAINS CONVERSION PINION BEARING KIT & EARLY 2.00" PINION GEAR

C11.8-XXX-1 FITS '16-ON -16 RING GEAR BOLTS

CHRYSLER® AAM 11.8" 14 BOLT - KITS

MOTIVE GEAR #	DESCRIPTION
R11.8RMKT	MASTER BEARING KIT: '14-ON RAM® 3500S W/ AISIN® TRANSMISSION
R11.8RCONVMKT	MASTER BEARING KIT: '14-'15 RAM® 3500S W/ AISIN® TRANSMISSION CONVERSION KIT
R11.8RT	BEARING KIT: '14-ON RAM® 3500S W/ AISIN® TRANSMISSION
R11.8RCONVT	BEARING KIT: '14-'15 RAM® 3500S W/ AISIN® TRANSMISSION CONVERSION KIT
R11.8RTPK	PINION BEARING KIT: '14-ON RAM® 3500S W/ AISIN® TRANSMISSION
R11.8RTCONVPK	PINION BEARING KIT: '14-'15 RAM® 3500S W/ AISIN® TRANSMISSION CONVERSION KIT

DANA® 30 STANDARD - FRONT




MOTIVE GEAR #	TEETH	RATIO
D30-354	46-13	3.54
D30-373	41-11	3.73
D30-410	41-10	4.10
D30-456	41-9	4.56
D30-488	39-8	4.88

DANA® 30 STANDARD - KITS

MOTIVE GEAR #	DESCRIPTION
R30RMK*	MASTER BEARING KIT
R30R*	BEARING KIT
R30RPK	PINION BEARING KIT
D30IK	INSTALL KIT

DANA® 30 REVERSE/HIGH PINION - FRONT




MOTIVE GEAR #	TEETH	RATIO
D30-410F	41-10	4.10
D30-456F	41-9	4.56
D30-488F	39-8	4.88

DANA® 30 REVERSE/HIGH PINION - KITS

MOTIVE GEAR #	DESCRIPTION
R30RMK*	MASTER BEARING KIT
R30RPK	PINION BEARING KIT
D30IK	INSTALL KIT

* ADD "T" TO THE END OF THE PART NUMBER FOR TIMKEN® BEARINGS

DANA® 30 JK REVERSE - FRONT




MOTIVE GEAR #	TEETH	RATIO
D30-411RJK	37-9	4.11
D30-456RJK	41-9	4.56
D30-488RJK	39-8	4.88
D30-513RJK	41-8	5.13

DANA® 30 JK REVERSE - KITS

MOTIVE GEAR #	DESCRIPTION
R30RJMK*	MASTER BEARING KIT: '07-'17 WRANGLER® JK NON-RUBICON® FRONT
R30RJK*	BEARING KIT: '07-'17 WRANGLER® JK NON-RUBICON® FRONT
R30RJPK	PINION BEARING KIT: '07-'17 WRANGLER® JK NON-RUBICON® FRONT
D30JKIK	INSTALL KIT: '07-'17 WRANGLER® JK NON-RUBICON® FRONT

DANA® 30 TJ STANDARD - FRONT




MOTIVE GEAR #	TEETH	RATIO
D30-373TJ	41-11	3.73
D30-410TJ	41-10	4.10
D30-456TJ	41-9	4.56
D30-488TJ	39-8	4.88

DANA® 30 TJ STANDARD - KITS

MOTIVE GEAR #	DESCRIPTION
R30LRAMK*	MASTER BEARING KIT
R30LRA*	BEARING KIT
R30LRAPK*	PINION BEARING KIT
D30IKTJ	INSTALL KIT

DANA® 30 ZJ STANDARD - FRONT




MOTIVE GEAR #	TEETH	RATIO
D30-354 #	46-13	3.54
D30-373 #	41-11	3.73
D30-410 #	41-10	4.10
D30-456 #	41-9	4.56
D30-488 #	39-8	4.88

REQUIRES CONVERSION KIT FOR AFTERMARKET R&P

DANA® 30 ZJ STANDARD - KITS

MOTIVE GEAR #	DESCRIPTION
R30FRMK*	MASTER BEARING KIT: CONVERSION KIT FOR AFTERMARKET R&P
R30LRMK*	MASTER BEARING KIT: OE FACTORY R&P
R30FR*	BEARING KIT: CONVERSION KIT FOR AFTERMARKET R&P
R30LR*	BEARING KIT: OE FACTORY R&P

DANA® 35 STANDARD - FRONT & REAR




MOTIVE GEAR #	TEETH	RATIO
D35-355 #	39-11	3.55
D35-373 #	41-11	3.73
D35-411 #	37-9	4.11
D35-456 #	41-9	4.56
D35-488 #	39-8	4.88

DUAL DRILLED FOR 3/8" & 7/16" BOLTS

DANA® 35 STANDARD - KITS


MOTIVE GEAR #	DESCRIPTION
R35JRMK*	MASTER BEARING KIT: '84-'00 3/8" RING GEAR BOLTS EXCEPT SUPER 35
R35JRLMK*	01-'06 7/16" RING GEAR BOLTS EXCEPT SUPER 35
R35RWMK*	SUPER 35 '99-'04 GRAND CHEROKEE® WJ, '02-'03 LIBERTY® KJ
R35JR*	BEARING KIT: '84-'06 EXCEPT SUPER 35
R35RW*	BEARING KIT: 'SUPER 35 '99-'04 GRAND CHEROKEE® WJ, '02-'03 LIBERTY® KJ
R35JRPK*	PINION BEARING KIT: '84-'06 EXCEPT SUPER 35
D35IKJ	INSTALL KIT: '84-'00 3/8" RING GEAR BOLTS



DANA® 35 REVERSE/HIGH PINION - KITS

MOTIVE GEAR #	DESCRIPTION
R35FRMK*	MASTER BEARING KIT
R35FR*	BEARING KIT
D35IKF	INSTALL KIT

* ADD "T" TO THE END OF THE PART NUMBER FOR TIMKEN® BEARINGS



DANA® 44 STANDARD - 1967 & EARLIER - FRONT & REAR

MOTIVE GEAR #	TEETH	RATIO
D44-307	43-14	3.07
D44-354 #	46-13	3.54
D44-373 #	41-11	3.73
D44-392 #	47-12	3.92
D44-409 #	45-11	4.09
D44-427 #	47-11	4.27
D44-456 #	41-9	4.56
D44-456GX # ##	41-9	4.56
D44-489 #	44-9	4.89
D44-488GX # ##	39-8	4.88
D44-513 #	41-8	5.13
D44-513GX # ##	41-8	5.13
D44-538 #	43-8	5.38
D44-589 #	53-9	5.89

ALL REQUIRE A 26 SPLINE PINION YOKE


DUAL DRILLED FOR 3/8" & 7/16" RING GEAR BOLTS

THICK STYLE GEAR - FITS 3.73 AND NUMERICALLY LOWER CASES

DANA® 44 STANDARD - 1967 & EARLIER - KITS

MOTIVE GEAR #	DESCRIPTION
RA28RMK*	MASTER BEARING KIT: 1967 & EARLIER
RA28R*	BEARING KIT: 1967 & EARLIER
RA28LRPK*	PINION BEARING KIT
D44IK	INSTALL KIT

DANA® 44 STANDARD 1968-2006 - FRONT & REAR



MOTIVE GEAR #	TEETH	RATIO
D44-307	43-14	3.07
D44-354 #	46-13	3.54
D44-373 #	41-11	3.73
D44-392 #	47-12	3.92
D44-409 #	45-11	4.09
D44-427 #	47-11	4.27
D44-456 #	41-9	4.56
D44-456GX # ##	41-9	4.56
D44-489 #	44-9	4.89
D44-488GX # ##	39-8	4.88
D44-513 #	41-8	5.13
D44-513GX # ##	41-8	5.13
D44-538 #	43-8	5.38
D44-589 #	53-9	5.89

DUAL DRILLED FOR 3/8" & 7/16" RING GEAR BOLTS


'03-'06 WRANGLER TJ RUBICON. THICK RING GEAR - FITS 3.73 AND NUMERICALLY LOWER CASES

DANA® 44 STANDARD 1968-2006 - KITS

MOTIVE GEAR #	DESCRIPTION
RA28LRMK*	MASTER BEARING KIT: '68-'02 - 30 SPLINE AXLES 3/8" BOLTS - EXCEPT BELOW
RA28LRAMK*	MASTER BEARING KIT: '03-'06 7/16" RING GEAR BOLTS
RA28FLRMK*	MASTER BEARING KIT: '94-'02 DODGE® RAM® 1500/2500
RA28RUBMK*	MASTER BEARING KIT: '03-'06 WRANGLER® TJ RUBICON® FRONT & REAR
RA28LRARBK*	MASTER BEARING KIT: 33 AND 35 SPLINE AFTERMARKET CARRIER
R44RICAMKT	MASTER BEARING KIT: '81-'82 CORVETTE®
RA28LR*	BEARING KIT: '68-'06 - 30 SPLINE AXLES - EXCEPT BELOW
RA28FLR*	BEARING KIT: 1994 & NEWER DODGE® RAM® 1500/2500
RA28RUB*	BEARING KIT: '03-'06 WRANGLER® TJ RUBICON® FRONT & REAR
R44RICA*	BEARING KIT: 1981-1982 CORVETTE®
RA28LRPK*	PINION BEARING KIT: '68-'06 - EXCEPT TJ RUBICON®, CORVETTE®, DODGE® RAM®
D44IK	INSTALL KIT: '68-'02 - EXCEPT TJ RUBICON®, CORVETTE®, DODGE® RAM®
D44IKRUB	INSTALL KIT: '03-'06 WRANGLER®, TJ RUBICON® FRONT & REAR

* ADD "T" TO THE END OF THE PART NUMBER FOR TIMKEN® BEARINGS

DANA® 44 REVERSE/HIGH PINION - FRONT




MOTIVE GEAR #	TEETH	RATIO
D44-354F	46-13	3.54
D44-373F	41-11	3.73
D44-409F	45-11	4.09
D44-456F	41-9	4.56
D44-489F	44-9	4.89
D44-513F	41-8	5.13
D44-538F	43-8	5.38

DANA® 44 REVERSE/HIGH PINION - KITS

MOTIVE GEAR #	DESCRIPTION
RA28LRMK*	MASTER BEARING KIT: '79-'91
RA28FLRMK*	MASTER BEARING KIT: '92-'96
RA28LR*	BEARING KIT: '79-'91
RA28FLR*	BEARING KIT: 92-'96
RA28LRPK*	BEARING KIT: 79-'91
D44IK	INSTALL KIT

DANA® 44 - SUPER 44 - REAR



MOTIVE GEAR #	TEETH	RATIO
D44-355HD	39-11	3.55
D44-373HD	41-11	3.73
D44-307HD-1	43-14	3.07
D44-355HD-1	39-11	3.55
D44-373HD-1	41-11	3.73
D44-391HD-1	43-11	3.91


D44-XXXHD DRILLED FOR 3/8" BOLTS

D44-XXXHD-1 DRILLED FOR 7/16" BOLTS

DANA® 44 - SUPER 44 - KITS

MOTIVE GEAR #	DESCRIPTION
RA28JLRMK*	MASTER BEARING KIT: '96-'00 GRAND CHEROKEE® ZJ & WJ & '93-'99 DODGE VIPER®-3/8" BOLTS
RA28JLRAMK*	MASTER BEARING KIT: '00-'04 GRAND CHEROKEE® WJ & '00-'10 DODGE VIPER®-7/16" BOLTS
RA28ICALMK*	MASTER BEARING KIT: '85-'96 CORVETTE®
RA28JLR*	BEARING KIT: '96-'04 GRAND CHEROKEE® ZJ & WJ & '93-'10 DODGE VIPER®
R44RICAL	BEARING KIT: '85-'96 CORVETTE®

DANA® 44 JK - REAR



MOTIVE GEAR #	TEETH	RATIO
D44-373JK #	41-1	3.73
D44-411JK ##	37-9	4.11
D44-456JK ##	41-9	4.56
D44-488JK ##	39-8	4.88
D44-513JK ##	41-8	5.13
D44-538JK ##	43-8	5.38

ALL THICK RING GEAR FITS ON 3.73 & DOWN


DRILLED FOR 1/2" BOLTS '08-'17 MODELS

DUAL DRILLED FOR 7/16" & 1/2" BOLTS - ALL '07-'17 WRANGLER® JK MODELS

DANA® 44 JK - KITS

MOTIVE GEAR #	DESCRIPTION
RA28RNJKMK*	MASTER BEARING KIT: '07-'17 WRANGLER® JK NON-RUBICON® REAR
RA28RJMKMK*	MASTER BEARING KIT: '07-17 WRANGLER® JK RUBICON® REAR
RA28RNJK*	BEARING KIT: '07-'17 WRANGLER® JK NON-RUBICON® REAR
RA28RJJK*	BEARING KIT: '07-17 WRANGLER® JK RUBICON® REAR
RA28RJPKK	PINION BEARING KIT: '07-'17 ALL WRANGLER® JK MODELS REAR
D44JKIK	INSTALL KIT: '07-'17 ALL WRANGLER® JK MODELS REAR

DANA® 44 JK - FRONT




MOTIVE GEAR #	TEETH	RATIO
D44-456RJK	41-9	4.56
D44-488RJK	39-8	4.88
D44-513RJK	41-8	5.13
D44-538RJK	43-8	5.38

DANA® 44 JK - KITS

MOTIVE GEAR #	DESCRIPTION
RA28RJFKMK*	MASTER BEARING KIT: '07-'17 WRANGLER® JK RUBICON® FRONT
RA28RJFKF*	BEARING KIT: '07-'17 WRANGLER® JK RUBICON® FRONT
RA28RJFKPK*	PINION BEARING KIT: '07-'17 WRANGLER® JK RUBICON® FRONT
D44JKFIK	INSTALL KIT: '07-'17 WRANGLER® JK RUBICON® FRONT


* ADD "T" TO THE END OF THE PART NUMBER FOR TIMKEN® BEARINGS



DANA® 50 - KITS

MOTIVE GEAR #	DESCRIPTION
R50RMK*	MASTER BEARING KIT: '80-'97 TWIN BEAM IFS
R50RLMK*	MASTER BEARING KIT: '98-'05 SOLID BEAM
R50R*	BEARING KIT: '80-'97 TWIN BEAM IFS
R50RL*	BEARING KIT: '98-'05 SOLID BEAM
D50IK	INSTALL KIT: '80-'97 TWIN BEAM IFS
D50IKL	INSTALL KIT: '98-'05 SOLID BEAM

DANA® 60 STANDARD - FRONT & REAR




MOTIVE GEAR #	TEETH	RATIO
D60-354	46-13	3.54
D60-373	41-11	3.73
D60-410	41-10	4.10
D60-456	41-9	4.56
D60-456X #	41-9	4.56
D60-488	39-8	4.88
D60-513	41-8	5.13
D60-513X #	41-8	5.13
D60-538	43-8	5.38
D60-586	41-7	5.86

THICK GEAR FITS 4.10 & NUMERICALLY LOWER RATIO CASE

DANA® 60 STANDARD - KITS

MOTIVE GEAR #	DESCRIPTION
RA29RMK*	MASTER BEARING KIT: FITS ALL, EXCEPT BELOW:
RA29RLMK*	MASTER BEARING KIT: '94-'02 DODGE® FRONT OR REAR, '98-ON FORD® REAR
RA29R*	BEARING KIT: FITS ALL, EXCEPT BELOW:
RA29RL*	BEARING KIT: '94-'02 DODGE® FRONT OR REAR, '98-ON FORD® REAR
RA29RPK*	PINION BEARING KIT: ALL EXCEPT '94-'02 DODGE® FRONT OR REAR, '98-ON FORD®
D60IK	INSTALL KIT: FITS ALL, EXCEPT:
D60IKL	INSTALL KIT: '94-'02 DODGE® FRONT OR REAR, '98-ON FORD® REAR

DANA® 60 REVERSE/HIGH PINION - FRONT




MOTIVE GEAR #	TEETH	RATIO
D60-410F	41-10	4.10
D60-456XF #	41-9	4.56
D60-488XF #	39-8	4.88
D60-513XF #	41-8	5.13
D60-538XF #	43-8	5.38

THICK GEAR FITS 4.10 & NUMERICALLY LOWER RATIO CASE

DANA® 60 REVERSE/HIGH PINION - KITS

MOTIVE GEAR #	DESCRIPTION
RA29RMK*	MASTER BEARING KIT: '79-'99 FORD®
RA29RAMK*	MASTER BEARING KIT: '00 & NEWER FORD®
RA29R*	BEARING KIT: '79-'99 FORD®
RA29RA*	BEARING KIT: '00 & NEWER FORD®
RA29RPK*	PINION BEARING KIT: '79-'99 FORD®
D60IK	INSTALL KIT: '79-'99 FORD®
D60IKL	INSTALL KIT: '00 & NEWER FORD®

DANA® 70, 70U & HD - REAR




MOTIVE GEAR #	TEETH	RATIO
D70-354	46-13	3.54
D70-373	41-11	3.73
D70-410	41-10	4.10
D70-456	41-09	4.56
D70-488	39-08	4.88
D70-513	41-08	5.13
D70-513E #	41-08	5.13
D70-586	37-06	6.17

FITS EARLY .500" OFFSET ONLY

DANA® 70, 70U & HD - KITS

MOTIVE GEAR #	DESCRIPTION
R70RMK*	MASTER BEARING KIT: 70 & 70B
R70URMK*	MASTER BEARING KIT: 70U
R70HRMK*	MASTER BEARING KIT: 70HD
R70R*	BEARING KIT: 70 & 70B
R70UR*	BEARING KIT: 70U
R70HR*	BEARING KIT: 70HD
D70IK	INSTALL KIT: 70, 70B & 70U
D70IKH	INSTALL KIT: 70HD

* ADD "T" TO THE END OF THE PART NUMBER FOR TIMKEN® BEARINGS



DANA® 80 - REAR

MOTIVE GEAR #	TEETH	RATIO
D80-354	46-13	3.54
D80-410	37-9	4.11
D80-430	46-13	4.30
D80-463	37-8	4.63
D80-488	39-8	4.88
D80-513	41-8	5.13

DANA® 80 - KITS

MOTIVE GEAR #	DESCRIPTION
R80RMK*	MASTER BEARING KIT: '88-'97 FORD®, '94-'02 DODGE®, '92-'01 GM®
R80RAMK*	MASTER BEARING KIT: '98-'16 FORD®, '03-'07 GM®
R80R*	BEARING KIT: '88-'97 FORD®, '94-'02 DODGE®, '92-'01 GM®
R80RA*	BEARING KIT: '98-'16 FORD®, '03-'07 GM®
D80IK	INSTALL KIT: '88-'97 FORD®, '94-'02 DODGE®, '92-'01 GM®

DANA® M275 ADVANTEK® 2017 & LATER 14 BOLT REAR

DANA® M275 ADVANTEK® 2017 & LATER 14 BOLT - REAR

MOTIVE GEAR #	TEETH	RATIO
D275-331	37-9	4.11
D275-355	46-13	4.30
D275-373	37-8	4.63

17-ON F250 W/HD TOW PACKAGE

17-ON F350 SRW


DANA® M300 ADVANTEK® 2017 & LATER 14 BOLT REAR

DANA® M300 ADVANTEK 2017 & LATER, 14 BOLT - REAR

MOTIVE GEAR #	TEETH	RATIO
D300-355	39-11	3.55
D300-373	41-11	3.73
D300-410	41-10	4.10
D300-430	43-10	4.30
D300-488	39-8	4.88

17-ON F350 DRW

17-ON F450




FORD® 7.5" 10 BOLT - REAR

MOTIVE GEAR #	TEETH	RATIO
F7.5-308	37-12	3.08
F7.5-345	38-11	3.45
F7.5-373 #	41-11	3.73
F7.5-410 #	41-10	4.10
F875456 #	41-9	4.56

REQUIRES NOTCHED CROSS SHAFT

FORD® 7.5" 10 BOLT - KITS

MOTIVE GEAR #	DESCRIPTION
R7.5FRSK*	SUPER BEARING KIT
R7.5FRMK*	MASTER BEARING KIT
R7.5FR*	BEARING KIT
F7.5IK	INSTALL KIT



FORD® 8" - REAR

MOTIVE GEAR #	TEETH	RATIO
F880300	39-13	3.00
F880325	39-12	3.25
F880340	34-10	3.40
F880355	39-11	3.55
F880380	38-10	3.80
F880411	37-9	4.11

FORD® 8" - KITS

MOTIVE GEAR #	DESCRIPTION
RA310RSK*	SUPER BEARING KIT: FITS SMALL CARRIER BEARING ID 1.625" LM501349
RA310RASK*	SUPER BEARING KIT: FITS LARGE CARRIER BEARING ID 1.781" LM102949
RA310RMK*	MASTER BEARING KIT: FITS SMALL CARRIER BEARING ID 1.625" LM501349
RA310RAMK*	MASTER BEARING KIT: FITS LARGE CARRIER BEARING ID 1.781" LM102949
RA310R*	BEARING KIT: FITS SMALL CARRIER BEARING ID 1.625" LM501349
RA310RA*	BEARING KIT: FITS LARGE CARRIER BEARING ID 1.781" LM102949
F8IK	INSTALL KIT

FORD® 8.8" IFS - FRONT


MOTIVE GEAR PERFORMANCE #	TEETH	RATIO
F888331IFS	43-13	3.31
F888355IFS	39-11	3.55
F888373IFS	41-11	3.73
F888410IFS	37-9	4.11
F888456IFS	41-9	4.56
F888488IFS	39-8	4.88
F888529IFS	41-10	5.29

FORD® 8.8" IFS - KITS

MOTIVE GEAR #	DESCRIPTION
R8.8RIFSMK*	MASTER BEARING KIT: '97-ON
R8.8RIFS*	BEARING KIT: '97-ON
F8.8IKF	INSTALL KIT: '97-ON

**FORD® 8.8"
IFS
FRONT**

* ADD "T" TO THE END OF THE PART NUMBER FOR TIMKEN® BEARINGS




FORD® 8.8" 10 BOLT - REAR

MOTIVE GEAR #	TEETH	RATIO
F8.8-308	40-13	3.08
F8.8-327	36-11	3.27
F8.8-355	39-11	3.55
F8.8-373	42-11	3.73
F8.8-410	41-10	4.10
F8.8-456	41-9	4.56
F8.8-488	39-8	4.88
MOTIVE GEAR PERFORMANCE #	TEETH	RATIO
F888331	43-13	3.31
F888355	39-11	3.55
F888373	41-11	3.73
F888390	43-11	3.9
F888410	41-10	4.10
F888430	43-10	4.30
F888456	41-9	4.56
F888488	39-8	4.88
F888514	36-7	5.14
F888571	40-7	5.71

FORD® 8.8" 10 BOLT - KITS

MOTIVE GEAR #	DESCRIPTION
R8.8RSKC*	SUPER BEARING KIT: '80-'04 CARS W/ 2.25" OD 5707 WHEEL BEARINGS
R8.8RSKT*	SUPER BEARING KIT: '80-'05 TRUCKS & '05-'14 CARS W/ 2.50" OD 6408 WHEEL BEARINGS
R8.8RMK*	MASTER BEARING KIT: '80-'14 CARS & '80-'09 TRUCKS W/ 3.25" OD INNER BEARING CUP
R8.8RLMK	MASTER BEARING KIT: '10-'14 TRUCKS & '13-'14 CARS W/ 3.535" OD INNER BEARING CUP
R8.8RIRSMK*	MASTER BEARING KIT: '02-'05 IRS W/ 3.25" OD INNER BEARING CUP
R8.8RIRSAMK	MASTER BEARING KIT: '06-'10 IRS
R8.8R*	BEARING KIT: '80-'14 CARS & '80-'09 TRUCKS W/ 3.25" OD INNER BEARING CUP
R8.8RL	BEARING KIT: '10-'14 TRUCKS & '13-'14 CARS W/ 3.535" OD INNER BEARING CUP
R8.8RIRS*	BEARING KIT: '02-'05 IRS W/ 3.25" OD INNER BEARING CUP
R8.8RIRSA	BEARING KIT: '06-'10 IRS W/ 3.535" OD INNER BEARING CUP
F8.8IK	INSTALL KIT: '80-'14 CARS & TRUCKS



FORD® 9" STREET GEARS

MOTIVE GEAR #	TEETH	RATIO
F9-300	39-13	3.00
F9-325	39-12	3.25
F9-350	35-10	3.50
F9-370	37-10	3.70
F9-389	35-9	3.89
F9-411	37-9	4.11
F9-456	41-9	4.56
F9-486	34-7	4.86
MOTIVE GEAR PERFORMANCE #	TEETH	RATIO
F890300	39-13	3.00
F890325	39-12	3.25
F890350	35-10	3.50
F890364	33-9	3.64
F890370	37-10	3.70
F890375	45-12	3.75
F890380N	38-10	3.80
F890389	35-9	3.89
F890400N	36-9	4.00
F890411	37-9	4.11
F890430	43-10	4.30
F890457	32-7	4.57
F890471	33-7	4.71
F890486	34-7	4.86
F890500	35-7	5.00
F890514	36-7	5.14
F890529	37-7	5.29
F890543	38-7	5.43
F890583	35-6	5.83
F890600	36-6	6.00
F890620	31-5	6.20
F890633	38-6	6.33
F890650	39-6	6.50

N = NASCAR® RATIO

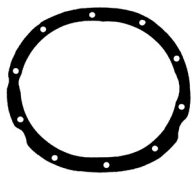
NOTE: WE RECOMMEND THE USE OF A DAYTONA® PINION SUPPORT AND SOLID SPACER IN ALL RACING APPLICATIONS.

CONTINUED>

FORD® 9" STREET GEARS - KITS

MOTIVE GEAR #	DESCRIPTION
R9R28MK*	MASTER BEARING KIT: 2.89" HOUSING, STOCK SUPPORT, CARRIER CONE ID 1.625"-LM501349
R9RMK*	MASTER BEARING KIT: 2.89" HOUSING, STOCK SUPPORT, CARRIER CONE ID 1.781"-LM102949
R9RNMK*	MASTER BEARING KIT: 2.89" HOUSING, DAYTONA® SUPPORT, CARRIER CONE ID 1.781"-LM102949
R9R306SMK*	MASTER BEARING KIT: 3.06" HOUSING, STOCK PINION SUPPORT
R9R306MK*	MASTER BEARING KIT: 3.06" HOUSING, DAYTONA® PINION SUPPORT
R9R325SMK*	MASTER BEARING KIT: 3.25" HOUSING, STOCK PINION SUPPORT
R9R325MK*	MASTER BEARING KIT: 3.25" HOUSING, DAYTONA® PINION SUPPORT
R9R28*	BEARING KIT: 2.89" HOUSING, STOCK SUPPORT, CARRIER CONE ID 1.625"-LM501349
R9R*	BEARING KIT: 2.89" HOUSING, STOCK SUPPORT, CARRIER CONE ID 1.781"-LM102949
R9RN*	BEARING KIT: 2.89" HOUSING, DAYTONA® SUPPORT, CARRIER CONE ID 1.781"-LM102949
R9R306S*	BEARING KIT: 3.06" HOUSING, STOCK PINION SUPPORT
R9R306*	BEARING KIT: 3.06" HOUSING, DAYTONA® PINION SUPPORT
R9R325S*	BEARING KIT: 3.25" HOUSING, STOCK PINION SUPPORT
R9R325*	BEARING KIT: 3.25" HOUSING, DAYTONA® PINION SUPPORT
F9IK	INSTALL KIT: FACTORY STYLE SEAL & CRUSH SLEEVE
F9IKN	INSTALL KIT: PERFORMANCE STYLE HI-TEMP SEAL & SOLID SPACER PRELOAD KIT
SS9	INSTALL KIT: SOLID PINION SPACER & ADJUSTABLE SHIM KIT - SOLD SEPARATELY






FORD® 9" PERFORMANCE "AX SERIES"

MOTIVE GEAR PERFORMANCE #	TEETH	RATIO
F890478AX	43-9	4.78
F890500AX	30-6	5.00
F890529AX	37-7	5.29
F890537AX	43-8	5.37
F890543AX	38-7	5.43
F890550AX	44-8	5.50
F890557AX	39-7	5.57
F890567AX	34-6	5.67
F890583AX	35-6	5.83
F890600AX	6.00	36-6
F890614AX	43-7	6.14
F890620AX	31-5	6.20
F890633AX	38-6	6.33
F890650AX	39-6	6.50
F890666AX	40-6	6.66
F890683AX	41-6	6.83
F890700AX	42-6	7.00
F890716AX	43-6	7.16
F890733AX	44-6	7.33

FORD® 9" PERFORMANCE "AX SERIES" - KITS

MOTIVE GEAR #	DESCRIPTION
R9R28MK*	MASTER BEARING KIT: 2.89" HOUSING, STOCK SUPPORT, CARRIER CONE ID 1.625"-LM501349
R9RMK*	MASTER BEARING KIT: 2.89" HOUSING, STOCK SUPPORT, CARRIER CONE ID 1.781"-LM102949
R9RNMK*	MASTER BEARING KIT: 2.89" HOUSING, DAYTONA® SUPPORT, CARRIER CONE ID 1.781"-LM102949
R9R306SMK*	MASTER BEARING KIT: 3.06" HOUSING, STOCK PINION SUPPORT
R9R306MK*	MASTER BEARING KIT: 3.06" HOUSING, DAYTONA® PINION SUPPORT
R9R325SMK*	MASTER BEARING KIT: 3.25" HOUSING, STOCK PINION SUPPORT
R9R325MK*	MASTER BEARING KIT: 3.25" HOUSING, DAYTONA® PINION SUPPORT
R9R28*	BEARING KIT: 2.89" HOUSING, STOCK SUPPORT, CARRIER CONE ID 1.625"-LM501349
R9R*	BEARING KIT: 2.89" HOUSING, STOCK SUPPORT, CARRIER CONE ID 1.781"-LM102949
R9RN*	BEARING KIT: 2.89" HOUSING, DAYTONA® SUPPORT, CARRIER CONE ID 1.781"-LM102949
R9R306S*	BEARING KIT: 3.06" HOUSING, STOCK PINION SUPPORT
R9R306*	BEARING KIT: 3.06" HOUSING, DAYTONA® PINION SUPPORT
R9R325S*	BEARING KIT: 3.25" HOUSING, STOCK PINION SUPPORT
R9R325*	BEARING KIT: 3.25" HOUSING, DAYTONA® PINION SUPPORT
F9IK	INSTALL KIT: FACTORY STYLE SEAL & CRUSH SLEEVE
F9IKN	INSTALL KIT: PERFORMANCE STYLE HI-TEMP SEAL & SOLID SPACER PRELOAD KIT
SS9	INSTALL KIT: SOLID PINION SPACER & ADJUSTABLE SHIM KIT - SOLD SEPARATELY.

* ADD "T" TO THE END OF THE PART NUMBER FOR TIMKEN® BEARINGS



FORD® 9" PRO GEARS 1957 & UP (9310 STEEL)

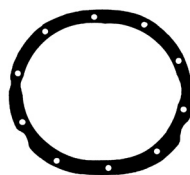
MOTIVE GEAR PERFORMANCE #	TEETH	RATIO
F990350SP	35-10	3.50
F990370SP	37-10	3.70
F990370BP	37-10	3.70
F990389SP	35-9	3.89
F990389BP	35-9	3.89
F990411BP	37-9	4.11
F990429SP	30-7	4.29
F990429BP	30-7	4.29
F990457SP	32-7	4.57
F990457BP	32-7	4.57
F990471SP	33-7	4.71
F990486SP	34-7	4.86
F990486BP	34-7	4.86
F990514SP	36-7	5.14
F990529SP	37-7	5.29
F990543SP	38-8	5.43
F990567SP	34-6	5.67
F990583SP	35-6	5.83
F990600SP	36-6	6.00
F990620SP	31-5	6.20
F990650SP	39-6	6.50

SP = SMALL PINION - 28 SPLINE

BP - BIG PINION - 35 SPLINE


FORD® 9" PRO GEARS 1957 & UP (9310 STEEL) - KITS

MOTIVE GEAR #	DESCRIPTION
R9R325MK*	MASTER BEARING KIT: 3.25" HOUSING, DAYTONA® PINION SUPPORT - 28 SPLINE PINION
R9R325*	BEARING KIT: 3.25" HOUSING, DAYTONA® PINION SUPPORT - 28 SPLINE PINION
R9R35PRO	BEARING KIT: 3.25" HOUSING, DAYTONA® PINION SUPPORT - 35 SPLINE PINION



FORD® 9.5" PRO GEARS (9310 STEEL)

MOTIVE GEAR PERFORMANCE #	TEETH	RATIO
F995389BP	35-9	3.89
F995411BP	37-9	4.11
F995429BP	30-7	4.29
F995456BP	41-9	4.56



FORD® 9.75" 12 BOLT - REAR


MOTIVE GEAR #	TEETH	RATIO
F9.75-355	39-11	3.55
F9.75-373	41-11	3.73
F9.75-410	41-10	4.10
F9.75-430	43-10	4.30
F9.75-456	41-9	4.56
F9.75-489	39-8	4.89
F9.75-355L #	39-11	3.55
F9.75-373L #	41-11	3.73
F9.75-410L #	41-10	4.10
F9.75-430L #	43-10	4.30
F9.75-456L #	41-9	4.56
F9.75-489L #	39-8	4.89

FITS 2011 & LATER MODELS

FORD® 9.75" 12 BOLT - KITS

MOTIVE GEAR #	DESCRIPTION
R9.75FRMK*	MASTER BEARING KIT: '97-'99.5 - OUTER BEARING M88010
R9.75FRLMK*	MASTER BEARING KIT: 99.5-'10 - OUTER BEARING HM89443
R9.75FRLAMK*	MASTER BEARING KIT: '11-ON W/ EARLY '97-'10 R&P CONVERSION KIT
R9.75FRLBMK	MASTER BEARING KIT: '11-ON W/ LATE '11-ON R&P
R9.75FR*	BEARING KIT: '97-'99.5 - OUTER BEARING M88010
R9.75FRL*	BEARING KIT: 99.5-'10 - OUTER BEARING HM89443
R9.75FRLA*	BEARING KIT: '11-ON W/ EARLY '97-'10 R&P CONVERSION KIT
R9.75FRLB*	BEARING KIT: '11-ON W/ LATE '11-ON R&P
R9.75FRPK*	PINION BEARING KIT: '97-'99.5 - OUTER BEARING M88010
R9.75FRLPK*	PINION BEARING KIT: 99.5-'10 - OUTER BEARING HM89443
R9.75FRLAPK*	PINION BEARING KIT: '11-ON W/ EARLY '97-'10 R&P CONVERSION KIT
R9.75FRLBPK	PINION BEARING KIT: '11-ON W/ LATE '11-ON R&P
F9.75IK	INSTALL KIT: '97-'99.5 - OUTER BEARING M88010
F9.75IKL	INSTALL KIT: 99.5-'10 - OUTER BEARING HM89443


FORD® 10" PRO GEARS (9310 STEEL)



MOTIVE GEAR PERFORMANCE #	TEETH	RATIO
F910411	37-9	4.11
F910429	30-7	4.29
F910457	41-9	4.57
F910500	30-6	5.00
F910514	36-7	5.14
F910533M	32-6	5.33
F910537M	43-8	5.37
F910543	38-7	5.43

M = LIGHTWEIGHT

* ADD "T" TO THE END OF THE PART NUMBER FOR TIMKEN® BEARINGS




FORD® 10.25" (EARLY) 1985-1992 - REAR

MOTIVE GEAR #	TEETH	RATIO
F10.25-355	39-11	3.55
F10.25-410	41-10	4.10
F10.25-456	41-9	4.56
F10.25-489	39-8	4.89

FORD® 10.25" (EARLY) 1985-1992 - KITS

MOTIVE GEAR #	DESCRIPTION
R10.25RMK*	MASTER BEARING KIT: '85-'92
R10.25R*	BEARING KIT: '85-'92
R10.25RPK*	PINION BEARING KIT: '85-'92
F10.25IK	INSTALL KIT: '85-'92




FORD® 10.25" (LATE) 1993-1998 - REAR

MOTIVE GEAR #	TEETH	RATIO
F10.25-355L	39-11	3.55
F10.25-373L	41-11	3.73
F10.25-410L	41-10	4.10
F10.25-456L	41-9	4.56
F10.25-489L	44-9	4.89
F10.25-513L	41-8	5.13
F10.25-538L	43-8	5.38

FORD® 10.25" (LATE) 1993-1998 - KITS

MOTIVE GEAR #	DESCRIPTION
R10.25RMK*	MASTER BEARING KIT: '93-'98
R10.25R*	BEARING KIT: '93-'98
R10.25RPK*	PINION BEARING KIT: '93-'98
F10.25IK	INSTALL KIT: '93-98



FORD® 10.5" - 1999 & LATER - REAR

MOTIVE GEAR #	TEETH	RATIO
F10.5-355	39-11	3.55
F10.5-373	41-11	3.73
F10.5-410	41-10	4.10
F10.5-456	41-9	4.56
F10.5-489	44-9	4.89
F10.5-355-37 #	39-11	3.55
F10.5-373-37 #	41-11	3.73
F10.5-411-37 #	41-12	4.11
F10.5-430-37 #	43-10	4.30

FITS 2011 & LATER MODELS

FORD® 10.5" - 1999 & LATER - KITS

MOTIVE GEAR #	DESCRIPTION
R10.5FRMK*	MASTER BEARING KIT: '99-'07
R10.5FRLMK*	MASTER BEARING KIT: '08-'10
R10.5FRLA	MASTER BEARING KIT: '11-ON
R10.5FR*	BEARING KIT: '99-'07
R10.5FRL*	BEARING KIT: '08-'10
R10.5FRLA	BEARING KIT: '11-ON
F10.5IK	INSTALL KIT: '99-'07

GM® 7.2" IFS - FRONT


MOTIVE GEAR #	TEETH	RATIO
GM7.2-410IFS	41-10	4.10
GM7.2-456IFS	41-9	4.56



GM® 7.2" IFS - KITS

MOTIVE GEAR #	DESCRIPTION
R7.2RIFSMK*	MASTER BEARING KIT
R7.2RIFS*	BEARING KIT
N/A	INSTALL KIT

* ADD "T" TO THE END OF THE PART NUMBER FOR TIMKEN® BEARINGS



GM® 7.5", 7.6" - REAR & GM® 7.6" IFS - FRONT

MOTIVE GEAR #	TEETH	RATIO
GM7.5-308	40-13	3.08
GM7.5-308T #	40-13	3.08
GM7.5-323	42-13	3.23
GM7.5-342	41-12	3.42
GM7.5-373	41-11	3.73
GM7.5-410	41-10	4.10
GM7.5-456	41-9	4.56
MOTIVE GEAR PERFORMANCE #	TEETH	RATIO
G875273	41-15	2.73
G875308	40-13	3.08
G875323	42-13	3.23
G875342	41-12	3.42
G875342X ##	41-12	3.42
G875355	39-8	3.55
G875373	41-11	3.73
G875373X ##	41-11	3.73
G875390	39-10	3.90
G875410	41-10	4.10
G875410X ##	41-10	4.10
G875456	41-9	4.56


THIN STYLE GEAR - FITS 3.23 AND NUMERICALLY HIGHER CASES

THICK STYLE GEAR - FITS 3.08 AND NUMERICALLY LOWER CASES

GM® 7.5", 7.6" & GM® 7.6" IFS - KITS

MOTIVE GEAR #	DESCRIPTION
R7.5GRBSK*	SUPER BEARING KIT: '77-'81
R7.5GRSK*	SUPER BEARING KIT: '82-'98 - FITS ALL, EXCEPT ASTRO®/SAFARI®
R7.5GRBMK*	MASTER BEARING KIT: '77-'81
R7.5GRMK*	MASTER BEARING KIT: '82-'98
R7.5GRLMK*	MASTER BEARING KIT: '99-'05
R7.6RIFSMK*	MASTER BEARING KIT: '04-'12 FRONT IFS
R7.5GRB*	BEARING KIT: '77-'81
R7.5GR*	BEARING KIT: '82-'98
R7.5GRL*	BEARING KIT: '99-'05
R7.6RIFS*	BEARING KIT: '04-'12 FRONT IFS
GM7.5IK	INSTALL KIT: '82-'98
GM7.6IK	INSTALL KIT: '99-'05

GM® 7.5" PRO GEARS (9310 STEEL)



MOTIVE GEAR PERFORMANCE #	TEETH	RATIO
G975390	39-10	3.90

GM® 7.5" PRO GEARS (9310 STEEL) - KITS

MOTIVE GEAR #	DESCRIPTION
R7.5GRBSK*	SUPER BEARING KIT: '77-'81
R7.5GRSK*	SUPER BEARING KIT: '82-'98 - FITS ALL, EXCEPT ASTRO®/SAFARI®
R7.5GRBMK*	MASTER BEARING KIT: '77-'81
R7.5GRMK*	MASTER BEARING KIT: '82-'98
R7.5GRLMK*	MASTER BEARING KIT: '99-'05
R7.6RIFSMK*	MASTER BEARING KIT: '04-'12 FRONT IFS
R7.5GRB*	BEARING KIT: '77-'81
R7.5GR*	BEARING KIT: '82-'98
R7.5GRL*	BEARING KIT: '99-'05
R7.6RIFS*	BEARING KIT: '04-'12 FRONT IFS
GM7.5IK	INSTALL KIT: '82-'98
GM7.6IK	INSTALL KIT: '99-'05


MOTIVE GEAR BEARING KITS



Motive Gear assembles and stocks more differential, manual transmission, and transfer case bearing kits than any other supplier in the country (over 1,000 part numbers)! We can provide you with individual bearings and seals, including: tapered, roller, cylindrical, and ball bearings - in all of the quality brands that you know and trust. Our bearing kits feature high quality brands like Timken and Koyo.

Master Kits, seal and gasket kits, installation kits, gasket-only kits, you name it, Motive Gear can supply it!

MOTIVE GEAR INTERNAL KITS



Motive Gear supplies and stocks a full line of mini and full Motive Gear supplies internal kits for open and posi-traction differentials.

Open Differential:

Side gears, side gear washers, pinion gears, pinion gear washers, pinion shaft and lock bolt or roll pin.

Posi Differential:

Side gears, side gear washers, pinion gears, pinion gear washers, pinion shaft, pinion block (where applicable), lock bolt or roll pin and clutches or posi plates and retainers (where applicable).


**GM® 7.6"
195MM
2010-2015
CAMARO**

GM® 7.6"-195MM 2010-2015 CAMARO® - REAR

MOTIVE GEAR PERFORMANCE #	TEETH	RATIO
G876292	38-13	2.92
G876323	42-13	3.23

GM® 7.6"-195MM 2010-2015 CAMARO® - KITS

MOTIVE GEAR #	DESCRIPTION
R7.6RIRSMK*	MASTER BEARING KIT: '10-'15 V6 195MM
R7.6RIRS*	BEARING KIT: '10-'15 V6 195MM




GM® 7.75" BORG WARNER® 9 BOLT - REAR

MOTIVE GEAR #	TEETH	RATIO
GM9-370	37-10	3.70

GM® 7.75" BORG WARNER® 9 BOLT - KITS

MOTIVE GEAR #	DESCRIPTION
R7.75RMK*	MASTER BEARING KIT: '86-'93 CAMARO®
R7.75R*	MASTER BEARING KIT: '86-'93 CAMARO®
GM7.75IK	INSTALL KIT: '86-'93 CAMARO®




PONTIAC® 2004-2006 GTO® - REAR

MOTIVE GEAR #	TEETH	RATIO
G80370	37-10	3.70
G80390	39-10	3.90
G80411	37-9	4.11

PONTIAC® 2004-2006 GTO® - KITS

MOTIVE GEAR #	DESCRIPTION
R8.0RMK*	MASTER BEARING KIT: '04-'06 GTO
R8.0R*	BEARING KIT: '04-'06 GTO

GM® 8.2" 1955-1964, CAR DROPOUT - REAR




MOTIVE GEAR #	TEETH	RATIO
G884308	40-13	3.08
G884355	39-11	3.55
G884370	37-10	3.70

GM® 8.2" 1955-1964, CAR DROPOUT - KITS

MOTIVE GEAR #	DESCRIPTION
R8.4RMK*	MASTER BEARING KIT: '55-'64 CARS
R8.4R	BEARING KIT: '55-'64 CARS
R8.4RPK*	PINION BEARING KIT: '55-'64 CARS
GM8.4IK	INSTALL KIT: '55-'64 CARS

GM® 8.2" - 10 BOLT 1964-1972 - REAR

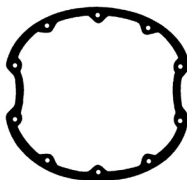


MOTIVE GEAR PERFORMANCE #	TEETH	RATIO
G882308	37-12	3.08
G882336	37-11	3.36
G882355	39-11	3.55
G882373	41-11	3.73
G882390	39-10	3.90
G882411	37-9	4.11
G882456	41-9	4.56

GM® 8.2" - 10 BOLT 1964-1972 - KITS

MOTIVE GEAR #	DESCRIPTION
R10CRSK*	SUPER BEARING KIT: '64-'72 CARS 25 SPLINE YOKE
R10CRMK*	MASTER BEARING KIT: '64-'72 CARS 25 SPLINE YOKE
R10CR*	BEARING KIT: '64-'72 CARS 25 SPLINE YOKE
R10CRPK*	PINION BEARING KIT: '64-'72 CARS 25 SPLINE YOKE
GM8.2IK	INSTALL KIT: '64-'72 CARS 25 SPLINE YOKE

GM® BOP 8.2" 10 BOLT BUICK®, OLDSMOBILE® & PONTIAC® - REAR




MOTIVE GEAR PERFORMANCE #	TEETH	RATIO
BP882355	39-11	3.55
BP882373	41-11	3.73
BP882390	39-10	3.90
BP882411	37-9	4.11

GM® BOP 8.2" 10 BOLT BUICK®, OLDSMOBILE® & PONTIAC® - KITS

MOTIVE GEAR #	DESCRIPTION
R8.5PRMK*	MASTER BEARING KIT: '64-'72 CARS 27 SPLINE YOKE
R8.5PR*	BEARING KIT: '64-'72 CARS 27 SPLINE YOKE
R8.5PRPK*	PINION BEARING KIT: '64-'72 CARS 27 SPLINE YOKE
GM8.5PIK	INSTALL KIT: '64-'72 CARS 27 SPLINE YOKE

* ADD "T" TO THE END OF THE PART NUMBER FOR TIMKEN® BEARINGS



GM® 8.25" IFS - FRONT

MOTIVE GEAR #	TEETH	RATIO
GM10-430IFS	43-10	4.30
GM10-456IFS	41-9	4.56
MOTIVE GEAR PERFORMANCE #	TEETH	RATIO
G885342IFS	41-12	3.42
G885373IFS	41-11	3.73
G885411IFS	37-9	4.11
G885488IFS	39-8	4.88
G885513IFS	41-8	5.13

GM® 8.25" IFS - KITS

MOTIVE GEAR #	DESCRIPTION
R8.2RIFSMK*	MASTER BEARING KIT: '88-'98
R8.2RIFSLMK*	MASTER BEARING KIT: '99-ON
R8.2RIFS*	BEARING KIT: '88-'98
R8.2RIFSL*	BEARING KIT: '99-ON
R8.2RIFSPK*	PINION BEARING KIT: '88-'98
R8.2RIFSLPK*	PINION BEARING KIT: '99-ON
GM8.2IKF	INSTALL KIT: '88-'98
GM8.2IKFL	INSTALL KIT: '99-ON

GM® 8.3" IRS 210MM - REAR

**GM® 8.3" IRS
210MM
REAR**


MOTIVE GEAR PERFORMANCE #	TEETH	RATIO
GZ85327	36-11	3.27
GZ85345	38-11	3.45
GZ85370	37-10	3.70
GZ85390	39-10	3.90
GZ85411	37-9	4.11

GM® 8.3" IRS 210MM - KITS

MOTIVE GEAR #	DESCRIPTION
R8.3RPK*	PINION BEARING KIT: '08-'09 G8, '11-'17 CARPRICE® '14-'17 SS

**Motive
Gear®**

GM® 8.5" & 8.6" 10 BOLT - FRONT & REAR

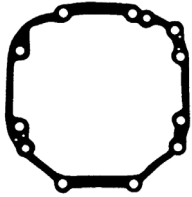


MOTIVE GEAR #	TEETH	RATIO
GM10-273	41-15	2.73
GM10-308	40-13	3.08
GM10-342	41-12	3.42
GM10-373	41-11	3.73
GM10-390	39-10	3.90
GM10-411	37-9	4.11
GM10-430	43-10	4.30
GM10-456	41-9	4.56
MOTIVE GEAR PERFORMANCE #	TEETH	RATIO
G885273	41-15	2.73
G885308	40-13	3.08
G885342	41-12	3.42
G885373	41-11	3.73
G885390	39-10	3.90
G885410	41-10	4.10
G885430	43-10	4.30
G885456	41-9	4.56
G885488	39-8	4.88
G885513	41-8	5.13
G885538	43-8	5.38
G885557	39-7	5.57

GM® 8.5" & 8.6" 10 BOLT - KITS

MOTIVE GEAR #	DESCRIPTION
R10RSK*	SUPER BEARING KIT: '70-'98 CARS W/ OD 2.25" 5707 WHEEL BEARINGS
R10RASK*	SUPER BEARING KIT: '70-'91 TRUCKS W/ OD 2.50" 6408 WHEEL BEARINGS
R10RBSK*	SUPER BEARING KIT: '88-'98 TRUCKS W/ OD 2.79" 513067 WHEEL BEARINGS
R10RMK*	MASTER BEARING KIT: '70-'98
R10REMK*	MASTER BEARING KIT: '70-'98 W/ AFT. LARGE HUB CARRIER CONE ID 1.78"
R10RLMK*	MASTER BEARING KIT: '99-'08
R10RLAMK	MASTER BEARING KIT: '09-ON
R10R*	BEARING KIT: '70-'98
R10RE*	BEARING KIT: '70-'98 W/ AFT. LARGE HUB CARRIER CONE ID 1.78"
R10RL*	BEARING KIT: '99-'08
R10RLA	BEARING KIT: '09-ON
R10RPK*	PINION BEARING KIT: '70-'98
R10RLPK*	PINION BEARING KIT: '99-'08
R10RLAPK	PINION BEARING KIT: '09-ON
GM8.5IK	INSTALL KIT: '70-'98
GM8.5IKL	INSTALL KIT: '99-'08

* ADD "T" TO THE END OF THE PART NUMBER FOR TIMKEN® BEARINGS




GM® 8.6" IRS -218MM 2010-2015 CAMARO® - REAR

MOTIVE GEAR PERFORMANCE #	TEETH	RATIO
G886327	36-11	3.27
G886345	38-11	3.45
G886391	43-11	3.91
G886410	41-10	4.10

GM® 8.6" IRS -218MM 2010-2015 CAMARO® - KITS

MOTIVE GEAR #	DESCRIPTION
R8.6RMK	MASTER BEARING KIT: '10-'15 218MM
R8.6R	BEARING KIT: '10-'15 218MM
R8.6RPK	PINION BEARING KIT: '10-'15 218MM



GM® CORVETTE® 1963-1979 - REAR

MOTIVE GEAR PERFORMANCE #	TEETH	RATIO
V885355	39-11	3.55
V885370	37-10	3.70

GM® CORVETTE® 1963-1979 - KITS

MOTIVE GEAR #	DESCRIPTION
R10RVMK*	MASTER BEARING KIT: '63-'79
R10RV*	BEARING KIT: '63-'79

GM® CORVETTE® 1997-2013 C5 & C6 - REAR



MOTIVE GEAR PERFORMANCE #	TEETH	RATIO
V885342L	41-12	3.42
V885373L	41-11	3.73
V885390L	39-10	3.90
V885390LX#	39-10	3.90
V885410L	41-10	4.10
V885411LX#	41-10	4.11

97-'04 C5 W/ AUTO & MANUAL TRANSMISSION

05-'13 C6 W/ MANUAL TRANSMISSION EXCLUDES ZR1®, Z06®, & GRAND SPORT®

FITS 2.73 CARRIER

GM® CORVETTE® 1997-2013 C5 & C6 - KITS

MOTIVE GEAR #	DESCRIPTION
R10RVMK*	MASTER BEARING KIT: '97-'13
R10RVL*	BEARING KIT: '97-'13

GM® CORVETTE® 2006-2013 C6 Z06 - REAR



MOTIVE GEAR PERFORMANCE #	TEETH	RATIO
VZ887390	39-10	3.90
VZ887411	41-10	4.11


* ADD "T" TO THE END OF THE PART NUMBER FOR TIMKEN® BEARINGS

GM® CORVETTE® 2014 & LATER C7 - REAR

**GM®
CORVETTE®
2014 & LATER
C7 REAR**

MOTIVE GEAR PERFORMANCE #	TEETH	RATIO
V888390	39-10	3.90
V888410	41-10	4.10

GM® 8.875" 12 BOLT CAR - REAR




MOTIVE GEAR PERFORMANCE #	TEETH	RATIO
G888342*	40-12	3.42
G888355*	39-11	3.55
G888373*	41-11	3.73
G888390*	39-10	3.90
G888411*	41-10	4.10
G888411X*	41-10	4.10
G888430*	43-10	4.30
G888456*	41-9	4.56
G888488*	39-8	4.88
G888514*	36-7	5.14

* 3.07-3.73 RATIO CARRIER
4.10 RATIO & NUMERICALLY HIGHER CARRIER

GM® 8.875" 12 BOLT CAR KITS

MOTIVE GEAR #	DESCRIPTION
R12CRSK*	SUPER BEARING KIT: '64-'72 CARS
R12CRMK*	MASTER BEARING KIT: '64-'72 CARS
R12CR*	BEARING KIT: '64-'72 CARS
R12CRPK*	PINION BEARING KIT: '64-'72 CARS
GM12IKC	INSTALL KIT: '64-'72 CARS

GM® 8.875" 12 BOLT TRUCK - REAR



MOTIVE GEAR #	TEETH	RATIO
GM12-308	40-13	3.08
GM12-342	41-12	3.42
GM12-373	41-11	3.73
GM12-373X	41-11	3.73
GM12-411	37-9	4.11
GM12-411X	37-9	4.11
GM12-456	41-9	4.56


X = THICK GEAR. FITS 2.76-3.42 CASE.

GM® 8.875" 12 BOLT TRUCK - KITS

MOTIVE GEAR #	DESCRIPTION
R12RSK*	SUPER BEARING KIT: '63-'82 TRUCKS
R12RMK*	MASTER BEARING KIT: '63-'82 TRUCKS
R12R*	BEARING KIT: '63-'82 TRUCKS
R12RPK*	PINION BEARING KIT: '63-'82 TRUCKS
GM12IK	INSTALL KIT: '63-'82 TRUCKS

* ADD "T" TO THE END OF THE PART NUMBER FOR TIMKEN® BEARINGS

GM® 9.25" IFS - FRONT




MOTIVE GEAR PERFORMANCE #	TEETH	RATIO
G895410IFS	41-10	4.10
G895456IFS	41-9	4.56
G895488IFS	39-8	4.88

GM® 9.25" IFS - KITS

MOTIVE GEAR #	DESCRIPTION
R9.2RIFSMK*	MASTER BEARING KIT: '88-'97 CLAMSHELL
R9.2RIFSLMK*	MASTER BEARING KIT: '98-'10 CLAMSHELL
R9.2RIFSLAMKT	MASTER BEARING KIT: '11-ON SALISBURY
R9.2RIFS*	BEARING KIT: '88-'97 CLAMSHELL
R9.2RIFSL*	BEARING KIT: '98-'10 CLAMSHELL
R9.2RIFSLAT	BEARING KIT: '11-ON SALISBURY
GM9.2IKF	INSTALL KIT: '88-'97 CLAMSHELL
GM9.2IKFL	INSTALL KIT: '98-'10 CLAMSHELL

GM® 9.5" 12 BOLT - REAR




MOTIVE GEAR #	TEETH	RATIO
GM9.5-308L	40-13	3.08
GM9.5-342L #	41-12	3.42
GM9.5-373L #	41-11	3.73
GM9.5-410L #	41-10	4.10
GM9.5-456L #	41-9	4.56
GM9.5-488L #	39-8	4.88

FITS ON 3.42 & HIGHER CARRER.

GM® 9.5" 12 BOLT - KITS

MOTIVE GEAR #	DESCRIPTION
R9.5GRLAMK*	MASTER BEARING KIT: '14-ON 1500 W/ 5.3L
R9.5GRLA*	BEARING KIT: '14-ON 1500 W/ 5.3L

GM® 9.5" 14 BOLT - REAR




MOTIVE GEAR #	TEETH	RATIO
GM9.5-342	41-12	3.42
GM9.5-373	41-11	3.73
GM9.5-410	41-10	4.10
GM9.5-456	41-9	4.56
GM9.5-488	39-8	4.88

GM® 9.5" 14 BOLT - KITS

MOTIVE GEAR #	DESCRIPTION
R9.5GRMK*	MASTER BEARING KIT: '88-'97
R9.5GRLMK*	MASTER BEARING KIT: '98-'13
R9.5GR*	BEARING KIT: '88-'97
R9.5GRL*	BEARING KIT: '98-'13
R9.5GRPK*	PINION BEARING KIT: '88-'97
R9.5GRLPK*	PINION BEARING KIT: '98-'13
GM9.5IK	INSTALL KIT: 1988-1997
GM9.5IKL	INSTALL KIT: 1998 & NEWER

GM® 9.76" 12 BOLT - REAR



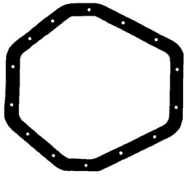
MOTIVE GEAR #	TEETH	RATIO
GM9.76-323	42-13	3.23
GM9.76-342 #	41-12	3.42
GM9.76-373 #	41-11	3.73
GM9.76-410 #	41-10	4.10
GM9.76-430 #	43-10	4.30
GM9.76-456 #	41-9	4.56

FITS ON 3.42 & HIGHER CARRIER.

GM® 9.76" 12 BOLT - KITS

MOTIVE GEAR #	DESCRIPTION
R9.76RMK	MASTER BEARING KIT: '14-ON 1500 W/ 6.2L
R9.76R*	BEARING KIT: '14-ON 1500 W/ 6.2L

GM® 10.5" 14 BOLT - REAR




MOTIVE GEAR #	TEETH	RATIO
GM10.5-373	41-11	3.73
GM10.5-410	45-11	4.10
GM10.5-456	41-9	4.56
GM10.5-456X	41-9	4.56
GM10.5-488X	39-8	4.88
GM10.5-513X	41-8	5.13

X=THICK RING GEAR. FITS 4.10 & DOWN CARRIER

GM® 10.5" 14 BOLT - KITS

MOTIVE GEAR #	DESCRIPTION
R14RMKH*	MASTER BEARING KIT: '72-'87 W/ 4.10 & DOWN CARRIER
R14RMKL*	MASTER BEARING KIT: '72-'87 W/ 4.56 & UP CARRIER
R14RLMKH*	MASTER BEARING KIT: '88-'97 W/ 4.10 & DOWN CARRIER
R14RLMKL*	MASTER BEARING KIT: '88-'97 W/ 4.56 & UP CARRIER
R14RLAMKH*	MASTER BEARING KIT: '98-ON W/ 4.10 & DOWN CARRIER
R14RLAMKL*	MASTER BEARING KIT: '98-ON W/ 4.56 & UP CARRIER
R14R*	BEARING KIT: '72-'87
R14RL*	BEARING KIT: '88-'97
R14RLA*	BEARING KIT: '98-ON
GM10.5IK	INSTALL KIT: '72-'87 W/ 4.10 & DOWN CARRIER
GM10.5IK-2	INSTALL KIT: '72-'87 W/ 4.56 & UP CARRIER
GM10.5IKL	INSTALL KIT: '88-'97 W/ 4.10 & DOWN CARRIER
GM10.5IKL-2	INSTALL KIT: '88-'97 W/ 4.56 & UP CARRIER
GM10.5IKLA	INSTALL KIT: '98-ON W/ 4.10 & DOWN CARRIER
GM10.5IKLA-2	INSTALL KIT: '98-ON W/ 4.56 & UP CARRIER




GM® AAM 11.5" 14 BOLT - REAR

MOTIVE GEAR #	TEETH	RATIO
GM11.5-342	41-12	3.42
GM11.5-373	41-11	3.73
GM11.5-410	41-10	4.10
GM11.5-456	41-9	4.56
GM11.5-488	39-8	4.88
GM11.5-513	41-8	5.13
GM11.5-538	43-8	5.38

GM® AAM 11.5" 14 BOLT - KITS


MOTIVE GEAR #	DESCRIPTION
R11.5RMK*	MASTER BEARING KIT: '01-'10 INNER PINION CUP OD 4.125"
R11.5RLMK*	MASTER BEARING KIT: '11-ON INNER PINION CUP OD 4.375"
R11.5R*	BEARING KIT: '01-'10 INNER PINION CUP OD 4.125"
R11.8RL*	BEARING KIT: '11-ON INNER PINION CUP OD 4.375"
R11.5RPK*	PINION BEARING KIT: '01-'10 INNER PINION CUP OD 4.125"
R11.5RLPKT*	PINION BEARING KIT: '11-ON INNER PINION CUP OD 4.375"
GM11.5IK	INSTALL KIT: '01-ON GM® 2500S & 3500S



GM® OLDSMOBILE® 8.5" - 12 BOLT COVER 10 BOLT RING GEAR - KITS

MOTIVE GEAR #	DESCRIPTION
R8.50RMK*	MASTER BEARING KIT: '68-'72 27 SPLINE YOKE
R8.50R*	BEARING KIT: '68-'72 27 SPLINE YOKE
GM8.50IK	INSTALL KIT: '68-'72 27 SPLINE YOKE

NISSAN® DANA® 44 - REAR



MOTIVE GEAR #	TEETH	RATIO
D44-294NIS	47-16	2.94
D44-313NIS	47-15	3.13
D44-336NIS	47-14	3.36
D44-354NIS	46-13	3.54
D44-369NIS	48-13	3.69

04-'07 MODELS REQUIRES AN '08-'14 24 SPLINE PINION FLANGE

NISSAN® DANA® 44 - KITS

MOTIVE GEAR #	DESCRIPTION
RA28RHDMK*	MASTER BEARING KIT: '04-'15 NISSAN® TITAN®, XTERRA®, PATHFINDER®, ARMADA®, FRONTIER®
RA28RHD*	BEARING KIT: '04-'15 NISSAN® TITAN®, XTERRA®, PATHFINDER®, ARMADA®, FRONTIER®

**NISSAN®
H233B
FRONT**

NISSAN® H233B - FRONT

MOTIVE GEAR #	TEETH	RATIO
N233-513F	41-8	5.13

**NISSAN®
H233B
REAR**

NISSAN® H233B - REAR

MOTIVE GEAR #	TEETH	RATIO
N233-513	41-8	5.13

**DANA® 205
NISSAN®
TITAN®
FRONT**

NISSAN® TITAN® DANA 205 - FRONT

MOTIVE GEAR #	TEETH	RATIO
D205-294	47-16	2.94
D205-336	47-14	3.36

NISSAN® TITAN® DANA 205 - KITS

MOTIVE GEAR #	DESCRIPTION
R205RMK*	MASTER BEARING KIT: '04-'14 NISSAN® TITAN®
R205R*	BEARING KIT: '04-'14 NISSAN® TITAN®

**SUZUKI®
SAMURAI®
6.9"
FRONT & REAR**


SUZUKI® SAMURAI® 6.9" - FRONT & REAR

MOTIVE GEAR #	TEETH	RATIO
SUZ-457	32-7	4.57
SUZ-538	43-8	5.38

SUZUKI® SAMURAI® 6.9" - FRONT & REAR

MOTIVE GEAR #	DESCRIPTION
RSUZRMK	MASTER BEARING KIT: '85-'95
RSUZRPK	PINION BEARING KIT: '85-'95

TOYOTA® 7.5" REVERSE 1995-2004 TACOMA® - FRONT




MOTIVE GEAR #	TEETH	RATIO
TAC456IFS	41-9	4.56
TAC488IFS	39-8	4.88
TAC529IFS	37-7	5.29

TOYOTA® 7.5" REVERSE 1995-2004 TACOMA® - KITS

MOTIVE GEAR #	DESCRIPTION
R11RTACFMK	MASTER BEARING KIT: '95-'04 FRONT
R11RTACF	BEARING KIT: '95-'04 FRONT

TOYOTA® 7.5" STANDARD - EARLY IFS FRONT & 2WD REAR




MOTIVE GEAR #	TEETH	RATIO
T411IFS	41-10	4.11
T456IFS	41-9	4.56
T488IFS	39-8	4.88
T529IFS	37-7	5.29
T571IFS	40-7	5.71

TOYOTA® 7.5" STANDARD - EARLY IFS FRONT & 2WD REAR - KITS

MOTIVE GEAR #	DESCRIPTION
R11RIFMK*	MASTER BEARING KIT: '86-'89 FRONT & '79-'06 2WD REAR
R11RTACFMK	MASTER BEARING KIT: '88-'95 FRONT
R11RIF*	BEARING KIT: '86-'89 FRONT & '79-'06 2WD REAR
R11RTACF	BEARING KIT: '88-'95 FRONT
TOYIKIFS	INSTALL KIT: '86-'89 FRONT & '79-'06 2WD REAR

TOYOTA® 7.8" 4 CYLINDER - FRONT & REAR




MOTIVE GEAR #	TEETH	RATIO
T411	41-10	4.11
T456	41-9	4.56
T488	39-8	4.88
T529	37-7	5.29
T571	40-7	5.71

NOTES: 1986 & UP DO NOT USE MOTIVE GEAR BEARING KIT WITH OEM RING & PINION.

TOYOTA® 7.8" 4 CYLINDER - KITS

MOTIVE GEAR #	DESCRIPTION
R11RMK*	MASTER BEARING KIT: '79-'95 FRONT & REAR
R11R*	BEARING KIT: '79-'95 FRONT & REAR
TOYIK	INSTALL KIT

TOYOTA® 7.8" V6 & TURBO - REAR



MOTIVE GEAR #	TEETH	RATIO
T411V6 #	41-10	4.11
T456V6 #	41-9	4.56
T488V6 #	39-8	4.88
T529V6 #	37-7	5.29
T571V6 #	40-7	5.71
TL456L29 ##	41-9	4.56
TL488L29 ##	39-8	4.88
TL529L29 ##	37-7	5.29


27 SPLINE PINION GEAR

29 SPLINE PINION GEAR

TOYOTA® 7.8" V6 & TURBO - KITS

MOTIVE GEAR #	DESCRIPTION
R11RV6MK*	MASTER BEARING KIT: '87-'02 27 SPLINE PINION
R11RTACLMK	MASTER BEARING KIT: '96-'09 TACOMA® W/ E-LOCKER
R11RV6LMK	MASTER BEARING KIT: '02-'09 29 SPLINE PINION
R11RV6*	BEARING KIT: '87-'02 27 SPLINE PINION
R11RTACL	BEARING KIT: '96-'09 TACOMA® W/ E-LOCKER
R11RV6L	BEARING KIT: '02-'09 29 SPLINE PINION
TOYV6IK	INSTALL KIT: '87-'02 27 SPLINE PINION

TOYOTA® 8" REVERSE CLAMSHELL 2005 & LATER - FRONT




MOTIVE GEAR #	TEETH	RATIO
TAC456IFSL #	41-9	4.56
TAC488IFSL #	39-8	4.88

THICK RING GEAR. FITS ON 3.73 & DOWN CARRIER.

TOYOTA® 8" REVERSE CLAMSHELL 2005 & LATER - KITS

MOTIVE GEAR #	DESCRIPTION
R11RTACFLMK*	MASTER BEARING KIT: '05-'15 TACOMA® FRONT
R11RTACFL*	BEARING KIT: '05-'15 TACOMA® FRONT

TOYOTA® 8" REVERSE LAND CRUISER® - FRONT



MOTIVE GEAR #	TEETH	RATIO
T488F29	39-8	4.88
T529F29	37-7	5.29

2002 & EARLIER REQUIRE LATE MODEL 29 SPLINE FLANGE SOLD SEPARATELY

TOYOTA® 8" REVERSE LAND CRUISER® - MASTER BEARING KIT

MOTIVE GEAR #	DESCRIPTION
N/A	N/A
N/A	N/A

TOYOTA® 8.2" 2010-2015 - REAR

**TOYOTA® 8.2"
2010-2015
REAR**

MOTIVE GEAR #	TEETH	RATIO
T8.2-456	41-9	4.56
T8.2-488	39-8	4.88

TOYOTA® 8.2" 2010-2015 - KITS

MOTIVE GEAR #	DESCRIPTION
RT8.2RMK	MASTER BEARING KIT: '10-'15 4 RUNNER® & FJ CRUSIER®
RT8.2R	BEARING KIT: '10-'15 4 RUNNER® & FJ CRUSIER®

TOYOTA® 8.4" 1995-2015 TACOMA® - REAR

**TOYOTA® 8.4"
1995-2015
TACOMA
REAR**

MOTIVE GEAR #	TEETH	RATIO
TAC456	41-9	4.56
TAC488	39-8	4.88
TAC529	37-7	5.29

TOYOTA® 8.4" 1995-2015 TACOMA® - KITS

MOTIVE GEAR #	DESCRIPTION
R11RTACMK	MASTER BEARING KIT: '95-'15 TACOMA® REAR
R11RTAC	BEARING KIT: '95-'15 TACOMA® REAR
T11IKA	INSTALL KIT: '95-'15 TACOMA® REAR

* ADD "T" TO THE END OF THE PART NUMBER FOR TIMKEN® BEARINGS

TOYOTA® 8.75" 2016 & ON TACOMA® - REAR

TOYOTA® 8.75" 2016 & ON TACOMA® REAR

MOTIVE GEAR #	TEETH	RATIO
TAC8.75-488	39-8	4.88

TOYOTA® 8.75" 2016 & ON TACOMA® - KITS

MOTIVE GEAR #	DESCRIPTION
RT8.75RMK	MASTER BEARING KIT: '16-ON TACOMA® REAR
RT8.75R	BEARING KIT: '16-ON TACOMA® REAR

TOYOTA® 9" REVERSE 2007-2014 FRONT

TOYOTA® 9" REVERSE 2007-2014 - FRONT

MOTIVE GEAR #	TEETH	RATIO
T9-488	39-8	4.88
T9-529	37-7	5.29

TOYOTA® 9" REVERSE 2007-2014 - KITS

MOTIVE GEAR #	DESCRIPTION
RT9RMK	MASTER BEARING KIT: '07-'14 TUNDRA® FRONT
RT9R	BEARING KIT: '07-'14 TUNDRA® FRONT

TOYOTA® 9.5" LAND CRUISER® FRONT & REAR

TOYOTA® 9.5" LAND CRUISER® - FRONT & REAR

MOTIVE GEAR #	TEETH	RATIO
T411L #	41-10	4.10
T456L #	41-9	4.56
T488L #	39-8	4.88
T529L #	37-7	5.29
T488LC29 ##	39-8	4.88

27 SPLINE PINION GEAR, 1968-'97
29 SPLINE PINION GEAR, 1998-'07

TOYOTA® 9.5" LAND CRUISER® - KITS

MOTIVE GEAR #	DESCRIPTION
R11RLCMK*	MASTER BEARING KIT: FITS TAPER PINION STYLE & MOTIVE GEAR
R11RLCAMK*	MASTER BEARING KIT: FITS STRAIGHT PINION
R11RLC*	BEARING KIT: FITS TAPER PINION STYLE & MOTIVE GEAR
R11RLCA*	BEARING KIT: FITS STRAIGHT PINION

TOYOTA® 10.5" 2007 & ON TUNDRA® 5.7L REAR

TOYOTA® 10.5" 2007 & ON TUNDRA® 5.7L - REAR

MOTIVE GEAR #	TEETH	RATIO
T10.5-488	39-8	4.88
T10.5-529	37-7	5.29

TOYOTA® 10.5" 2007 & ON TUNDRA® 5.7L - KITS

MOTIVE GEAR #	DESCRIPTION
RT10.5RMK	MASTER BEARING KIT: '07-ON TUNDRA® 5.7L REAR
RT10.5R	BEARING KIT: '07-ON TUNDRA® 5.7L REAR